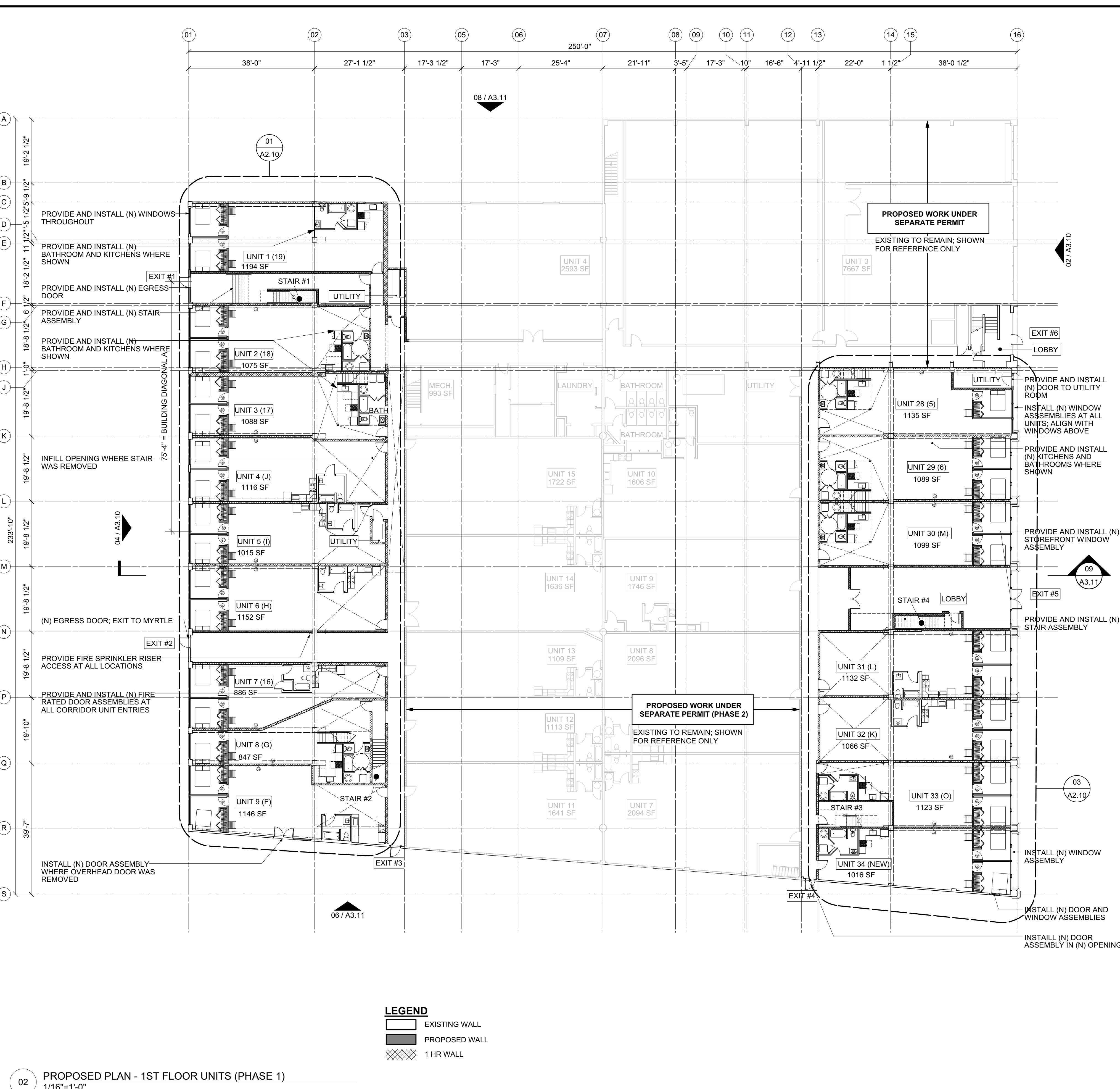
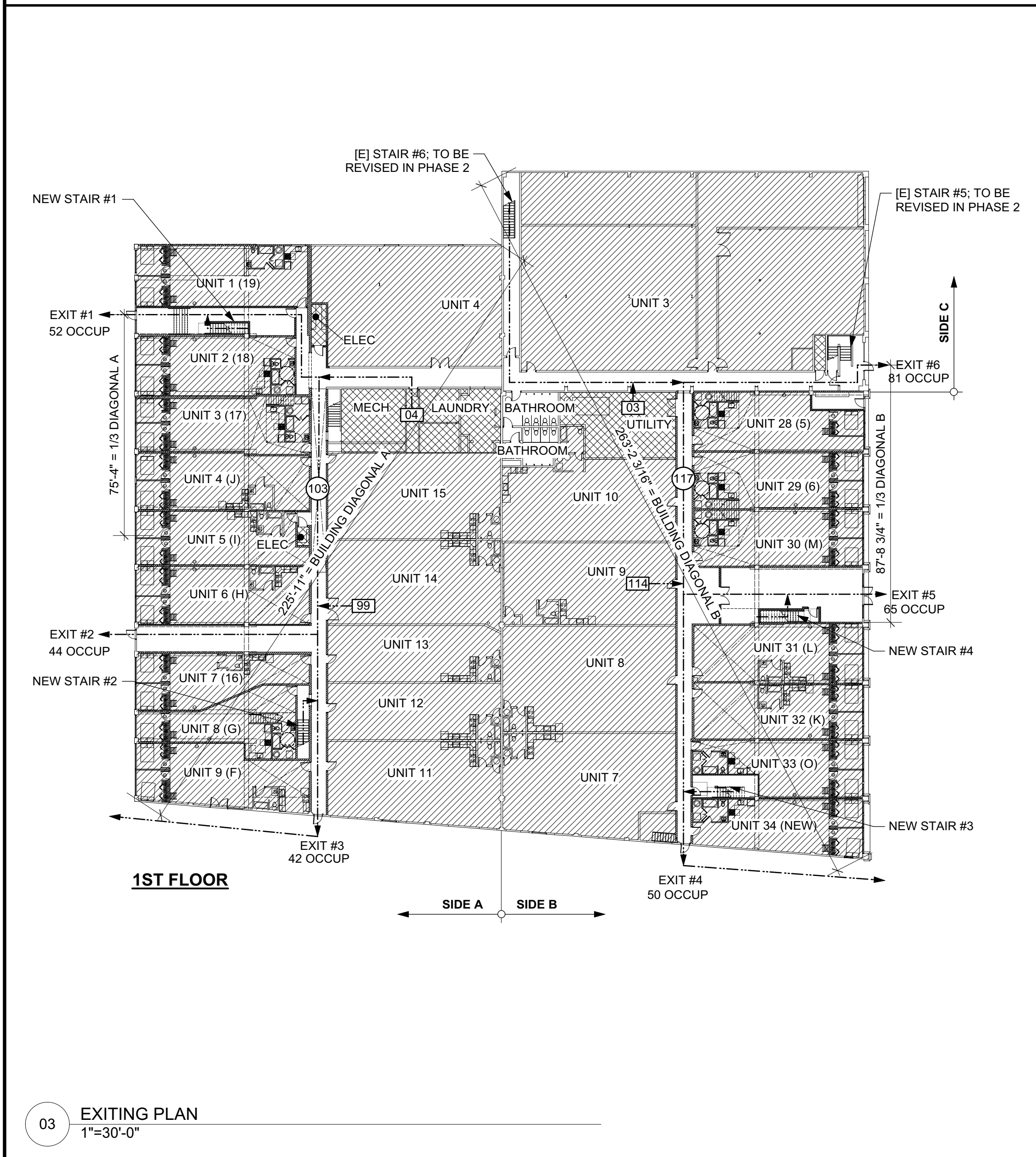


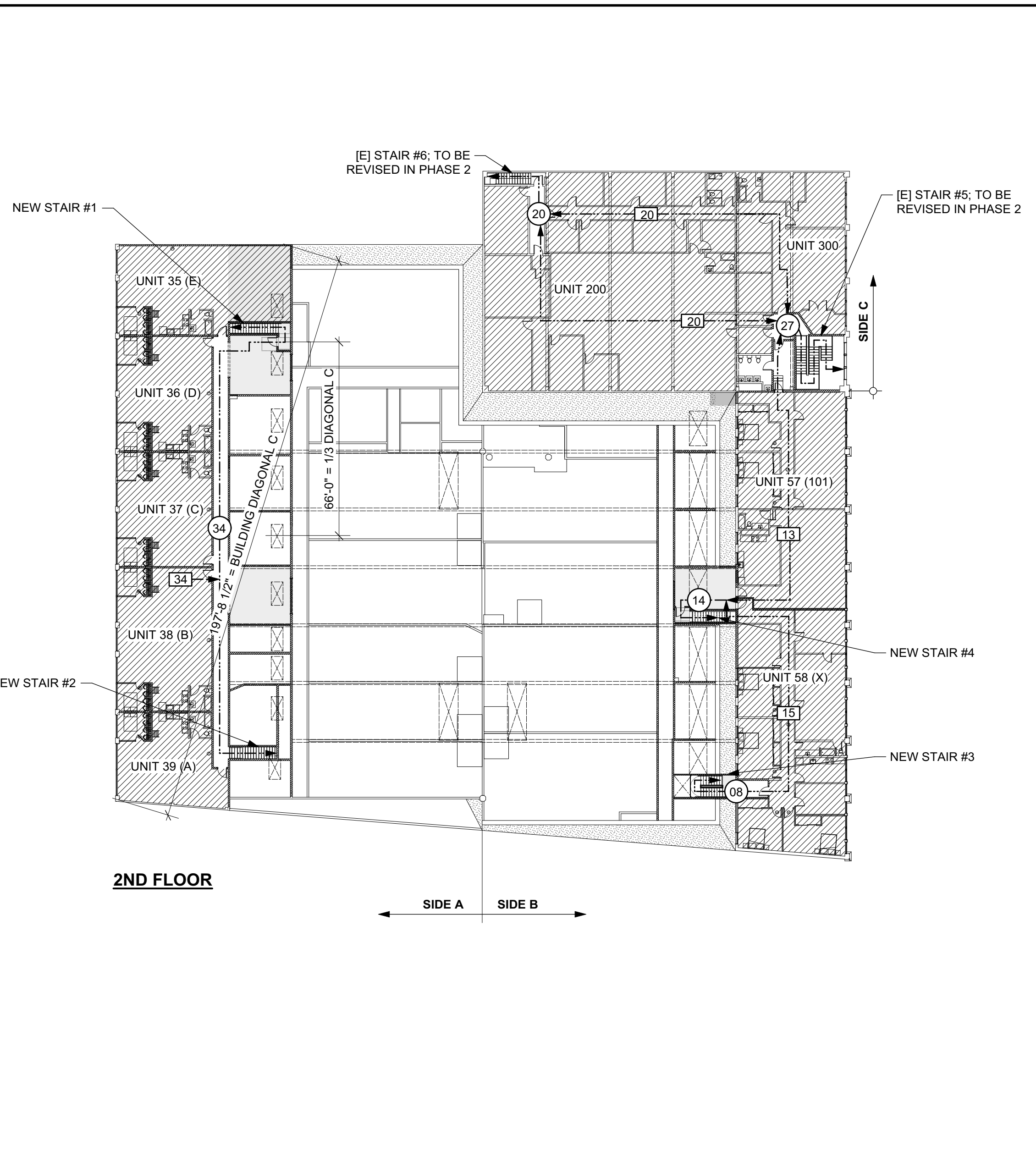
01 EXISTING PLAN - 1ST FLOOR UNITS (PHASE 1)
1/16"=1'-0"



02 PROPOSED PLAN - 1ST FLOOR UNITS (PHASE 1)
1/16"=1'-0"



03 EXITING PLAN
1"=30'-0"



03 EXITING PLAN
1"=30'-0"

OCCUPANT CALCULATION OF ENTIRE BUILDING

FLOOR	SPACE	SIZE (SF)	OCCUPANCY TYPE	LOAD PISF	OCCUP.	EGRESS FOR EACH SPACE
1ST FLOOR; SIDE A	RESIDENTIAL UNITS (AGGREGATE)	10912	R2	200	99	EXIT #1; EXIT #2; EXIT #3
	STORAGE / UTILITY	1273	R2	300	4	
	TOTAL	21085			103	
1ST FLOOR; SIDE B	RESIDENTIAL UNITS (AGGREGATE)	22862	R2	200	114	EXIT #4; EXIT #5; EXIT #6
	STORAGE / UTILITY	854	R2	300	3	
	TOTAL	23736			117	
2ND FLOOR; SIDE A	RESIDENTIAL UNITS (AGGREGATE)	6890	R2	200	34	STAIR #1; STAIR #2
	TOTAL	6890			34	
	2ND FLOOR; SIDE B; UNIT 58 (X)	INDIVIDUAL UNIT	2938	R2	200	
TOTAL	2938			15		
2ND FLOOR; SIDE B; UNIT 57 (101)	INDIVIDUAL UNIT	2892	R2	200	13	STAIR #4; STAIR #5
	TOTAL	2892			13	
	2ND FLOOR; SIDE C; UNIT 300	INDIVIDUAL UNIT	3615	R2	200	18
TOTAL		3615			18	
2ND FLOOR; SIDE C; UNIT 200		INDIVIDUAL UNIT	4337	R2	200	22
	TOTAL	4337			22	

EGRESS TYPE	LOAD	EXIT EGRESS (STAIRWAY)	EXIT EGRESS (DOOR)	REQ'D EXIT WIDTH (STAIRWAY)	REQ'D EXIT WIDTH (DOOR)
EXIT #1	52	0.2		3'0" / 6'0"	
EXIT #2	44	0.2		3'0" / 3'0"	
EXIT #3	42	0.2		3'0" / 3'0"	
EXIT #4	50	0.2		3'0" / 3'0"	
EXIT #5	65	0.2		3'0" / 6'0"	
[E] EXIT #6	81	0.2		3'0" / 3'0"	
STAIR #1	17	0.3		3'0" / 3'8"	
[E] STAIR #2	17	0.3		3'0" / 4'0"	
STAIR #3	9	0.3		3'0" / 3'8"	
STAIR #4	14	0.3		3'0" / 3'8"	
[E] STAIR #5	28	0.3		3'0" / 3'8"	
[E] STAIR #6	20	0.3		3'0" / 4'0"	

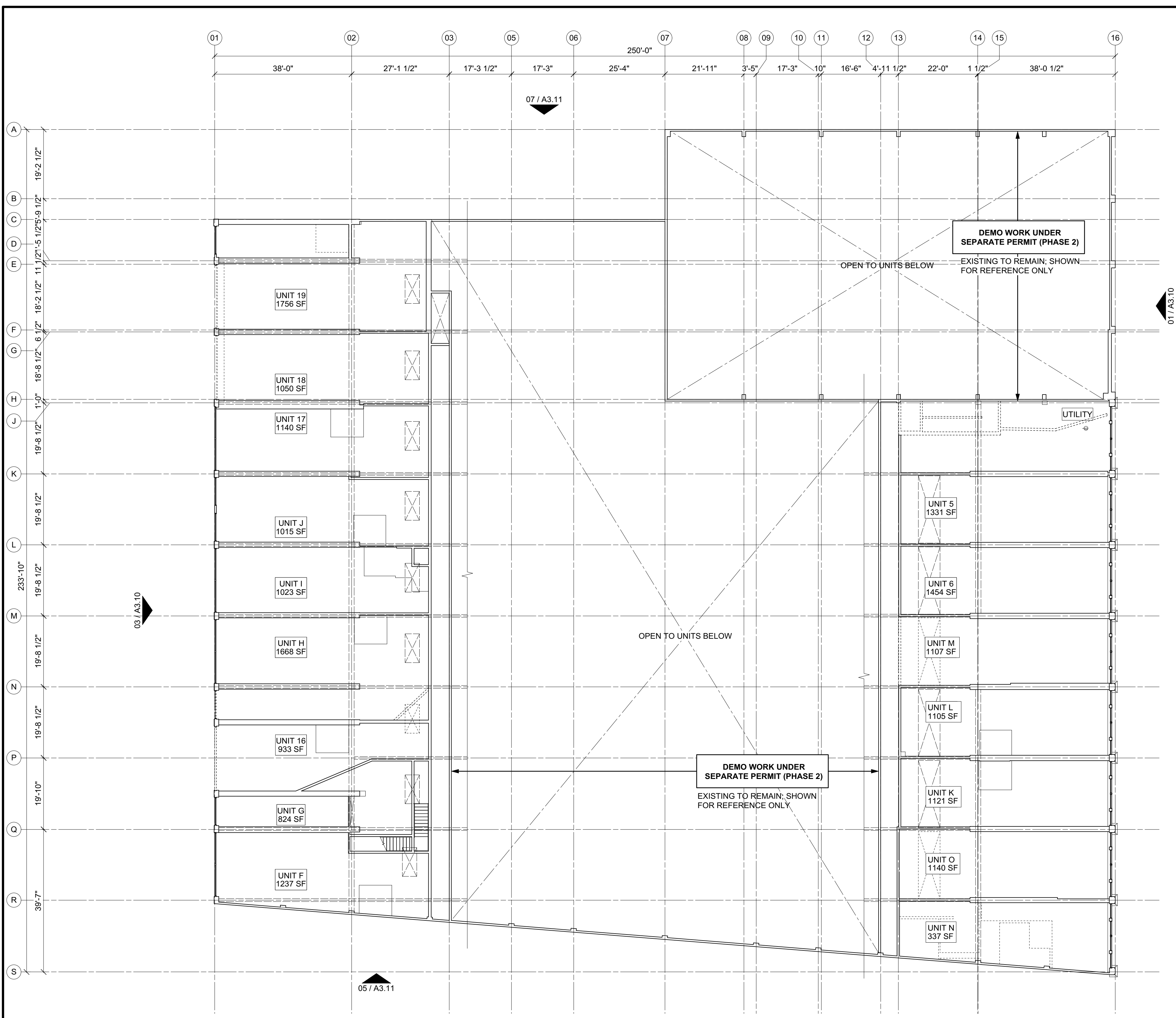
Date	Issue / Revision	By
15.10.09	PLANNING PERMIT	JHD
15.12.11	BUILDING PERMIT	JHD

All drawings and written material appearing herein constitute original and unexpired work of the designer and may not be duplicated, used or disclosed without written consent of the designer.

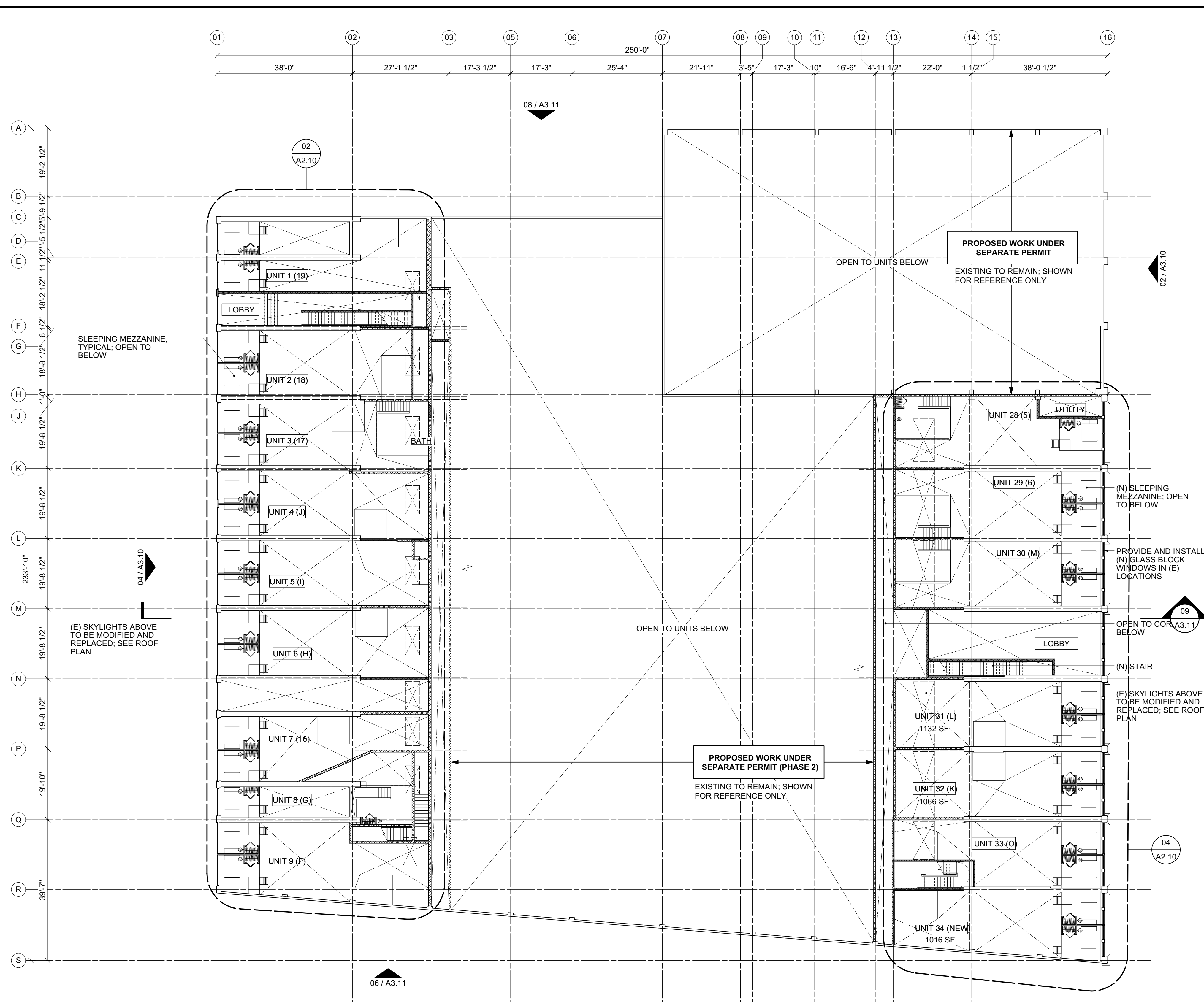
Project Name
1919_MARKET

Sheet Description
PROPOSED PLANS

Sheet Number



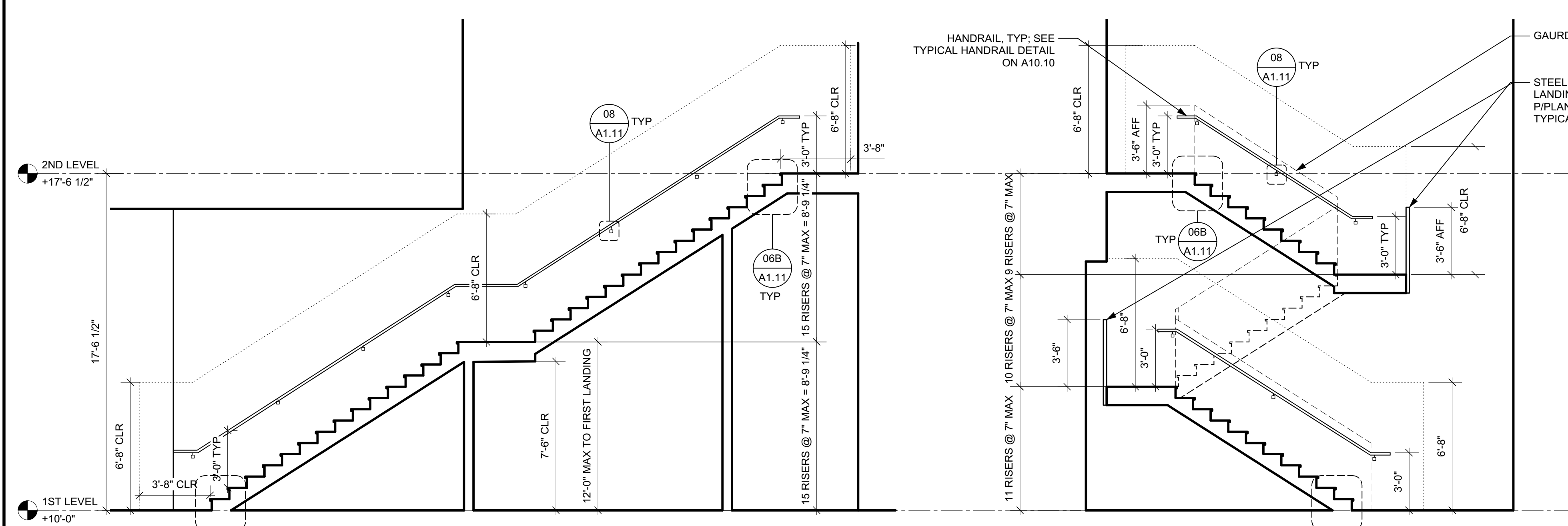
01 EXISTING PLAN - 1ST FLOOR UNIT MEZZANINES (PHASE 1)
1/16"=1'-0"



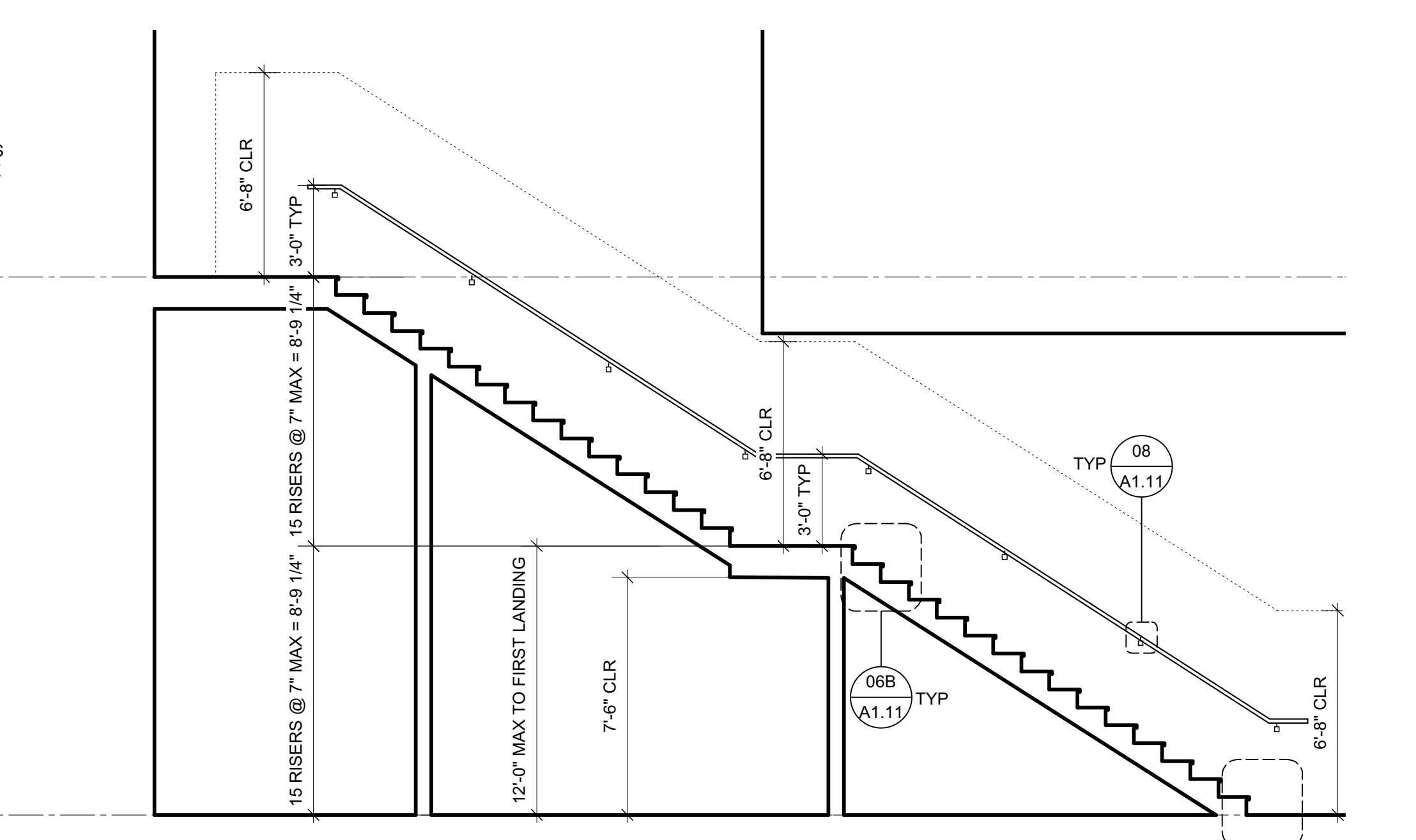
02 PROPOSED PLAN - 1ST FLOOR UNIT MEZZANINES (PHASE 1)
1/16"=1'-0"

LEGEND
EXISTING WALL
DEMOLITION WALL

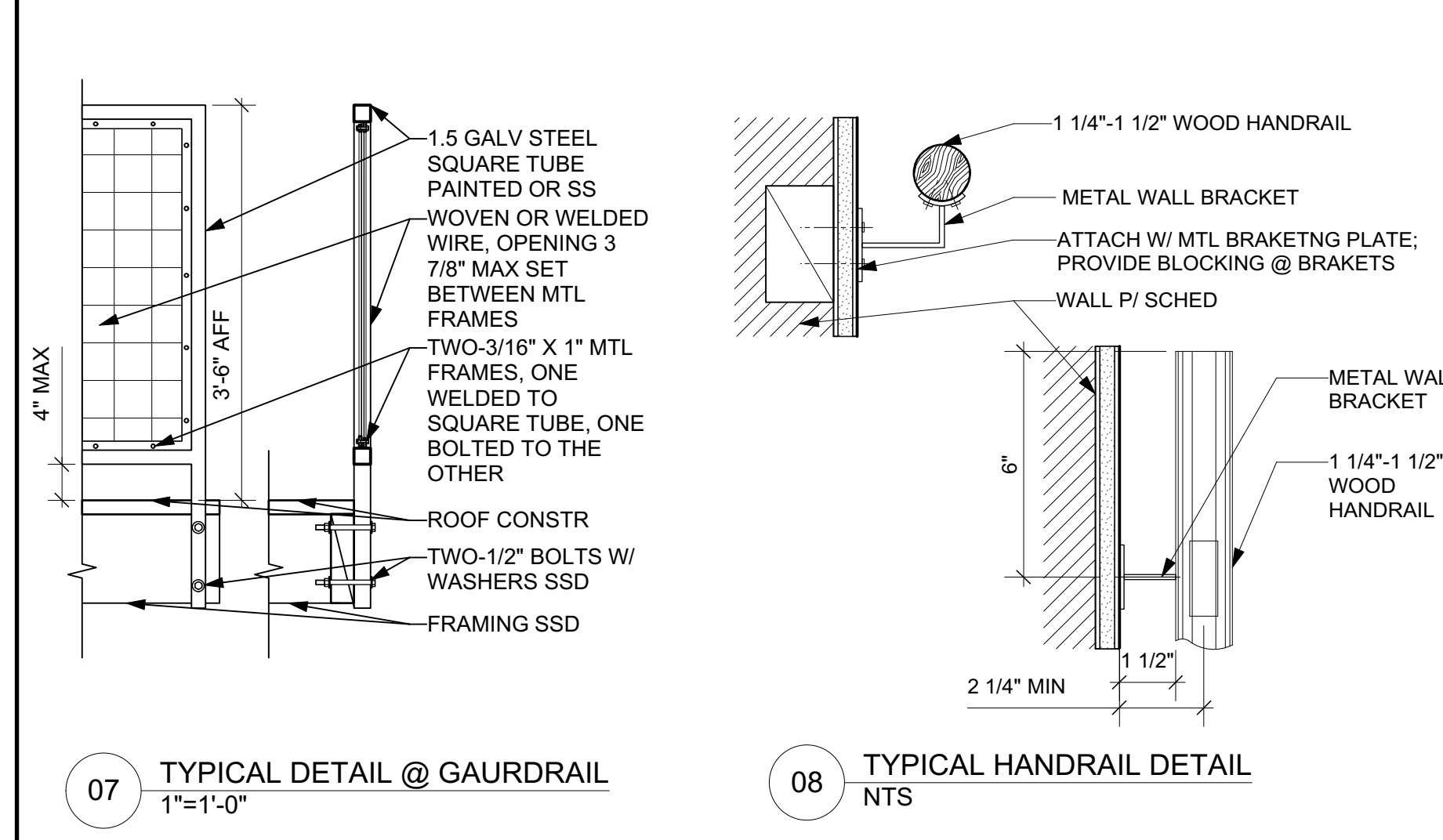
LEGEND
EXISTING WALL
PROPOSED WALL
1 HR WALL



03 ENLARGED NEW STAIR #1
1/4"=1'-0"

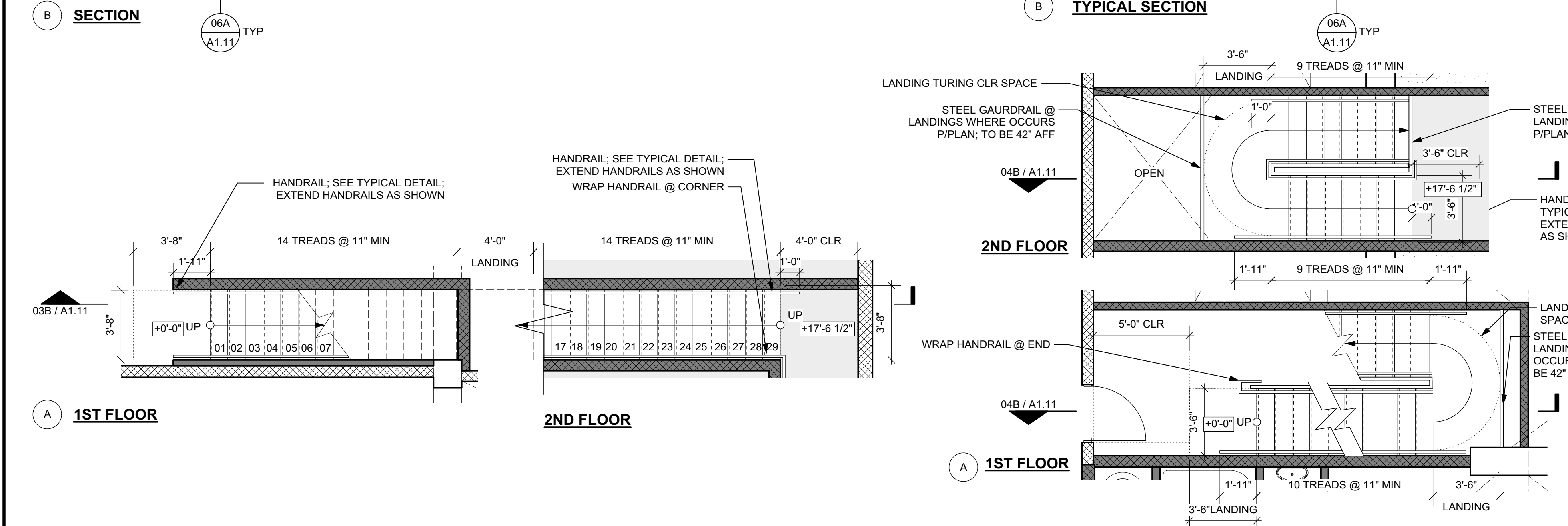


04 ENLARGED NEW STAIR #3
1/4"=1'-0"

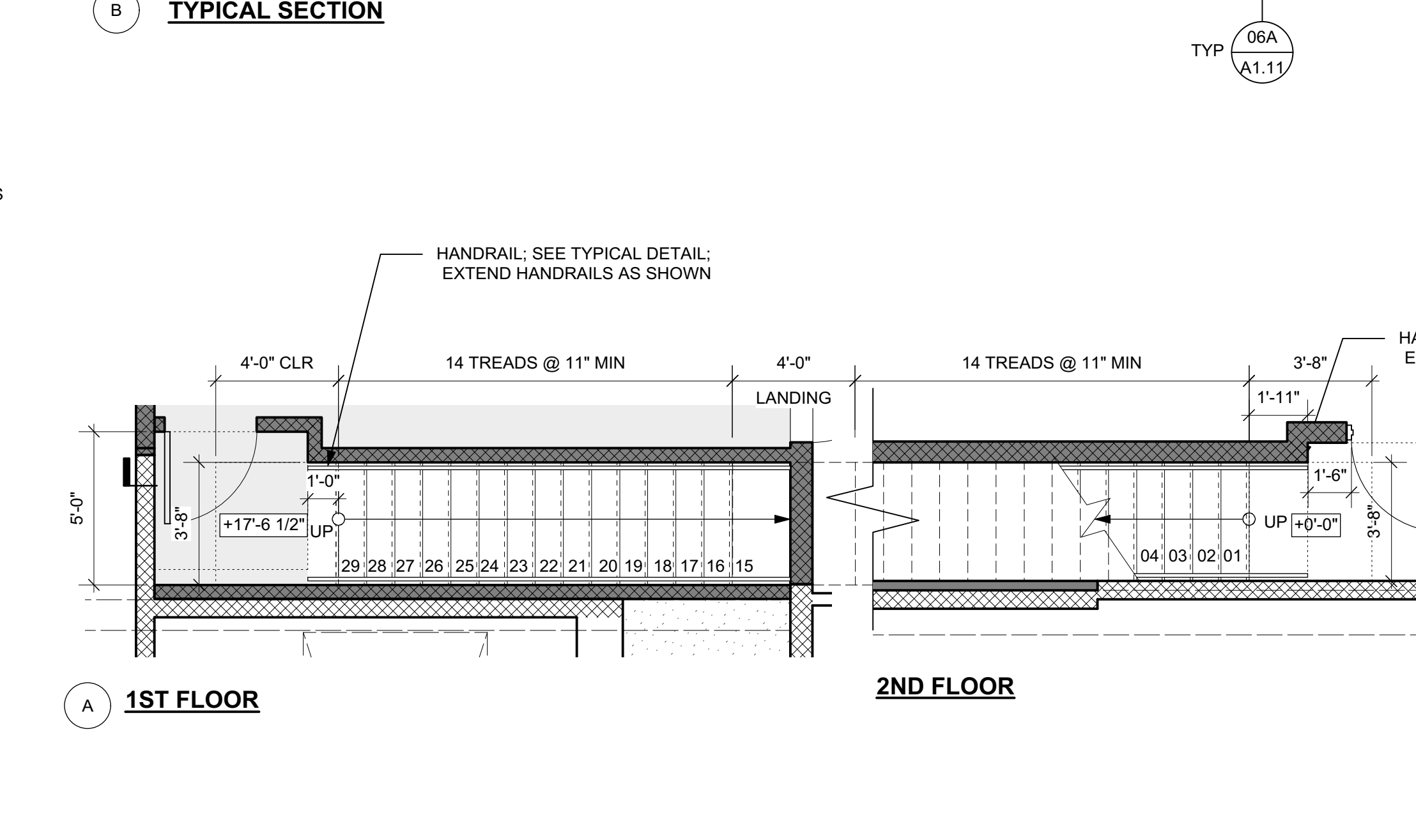


07 TYPICAL DETAIL @ GAURDRAIL
1"=1'-0"

08 TYPICAL HANDRAIL DETAIL
NTS



05 ENLARGED NEW STAIR #4
1/4"=1'-0"



06 DETAIL @ STAIRS, TYPICAL
1 1/2"=1'-0"

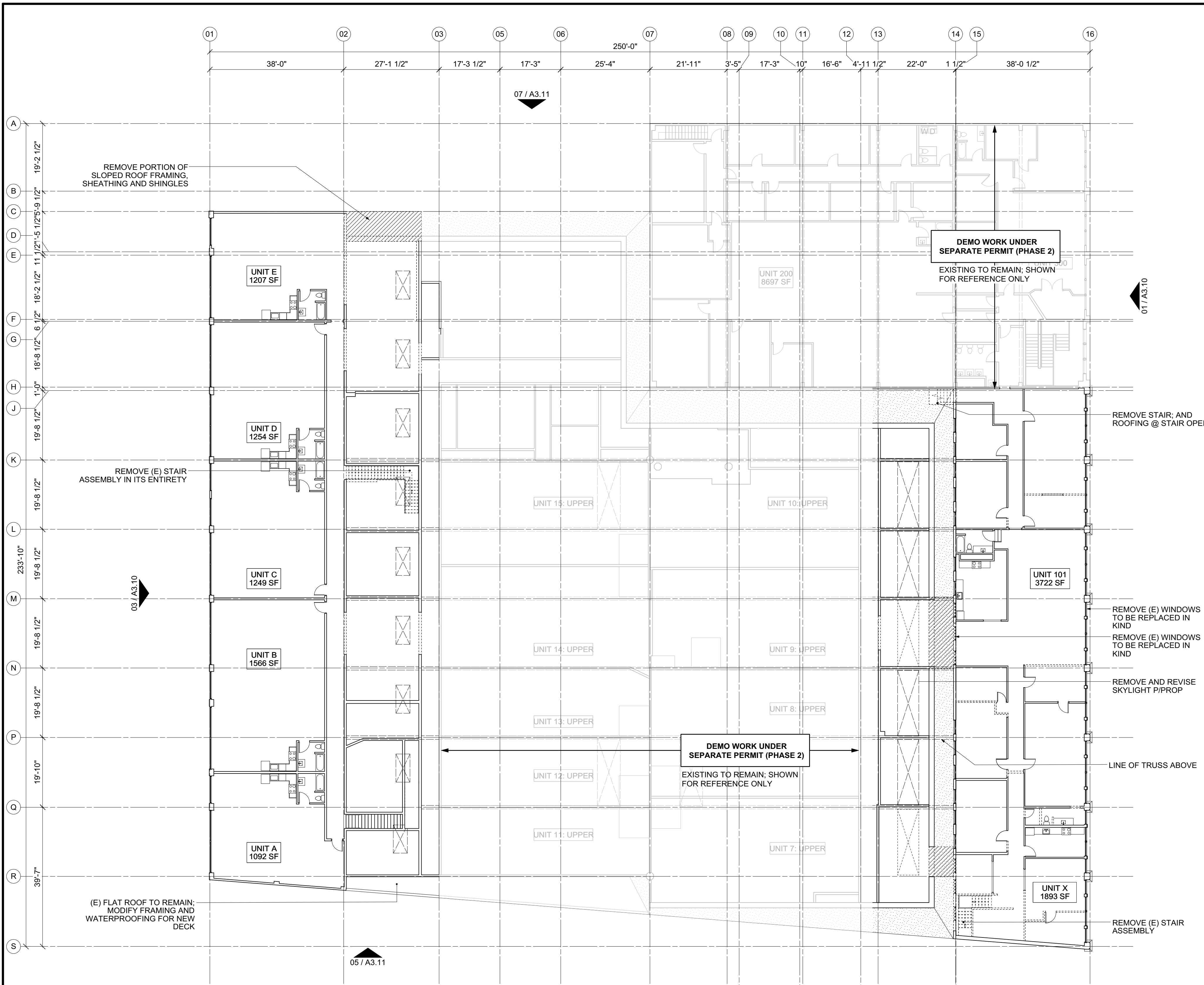
Date	Issue / Revision	By
15.10.09	PLANNING PERMIT	JHD
15.12.11	BUILDING PERMIT	JHD

All drawings and written material appearing herein constitute original and unexpired work of the designer and may not be duplicated, used or disclosed without written consent of the designer.

Project Name
1919_MARKET

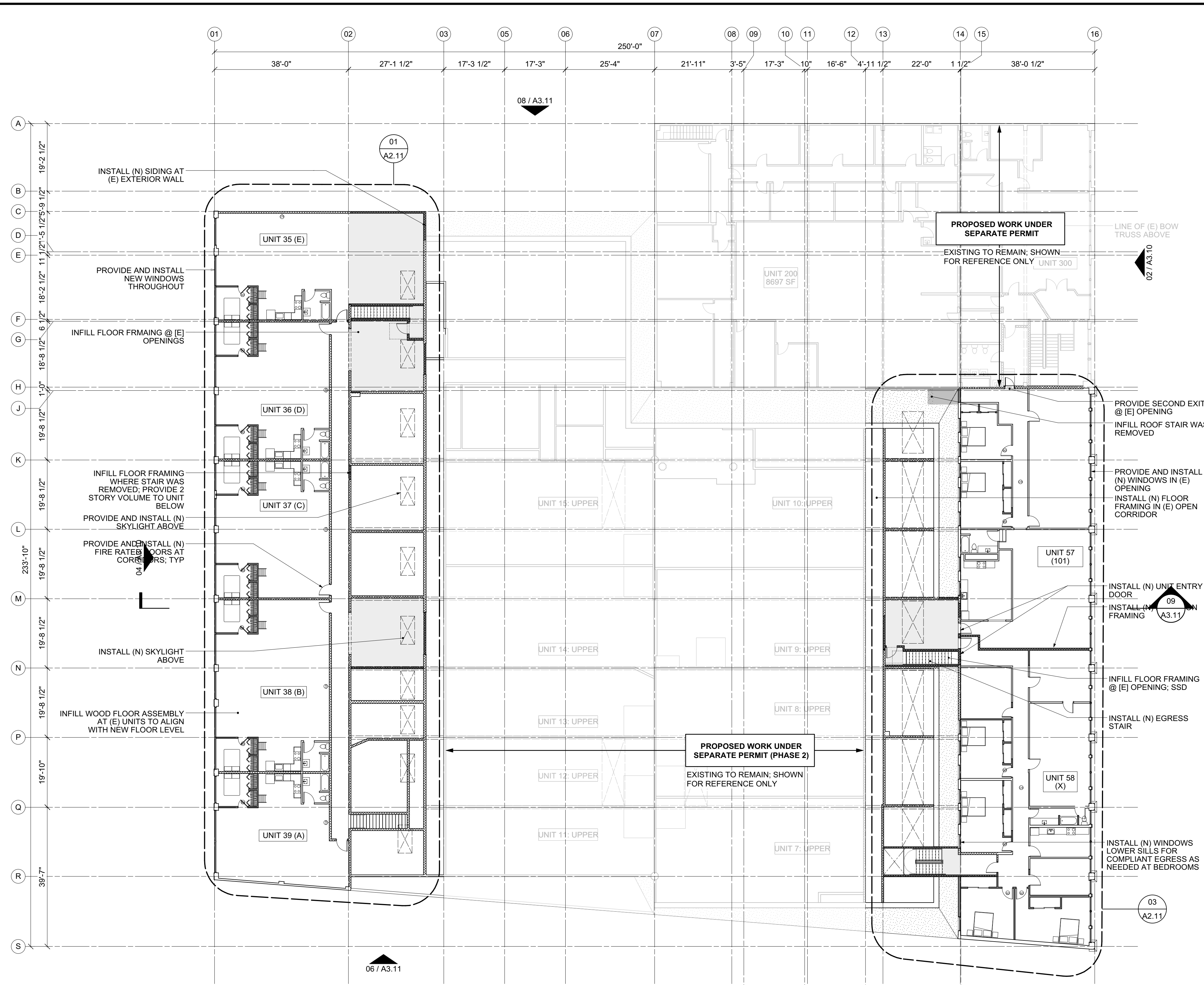
Sheet Description
PROPOSED PLANS

Sheet Number



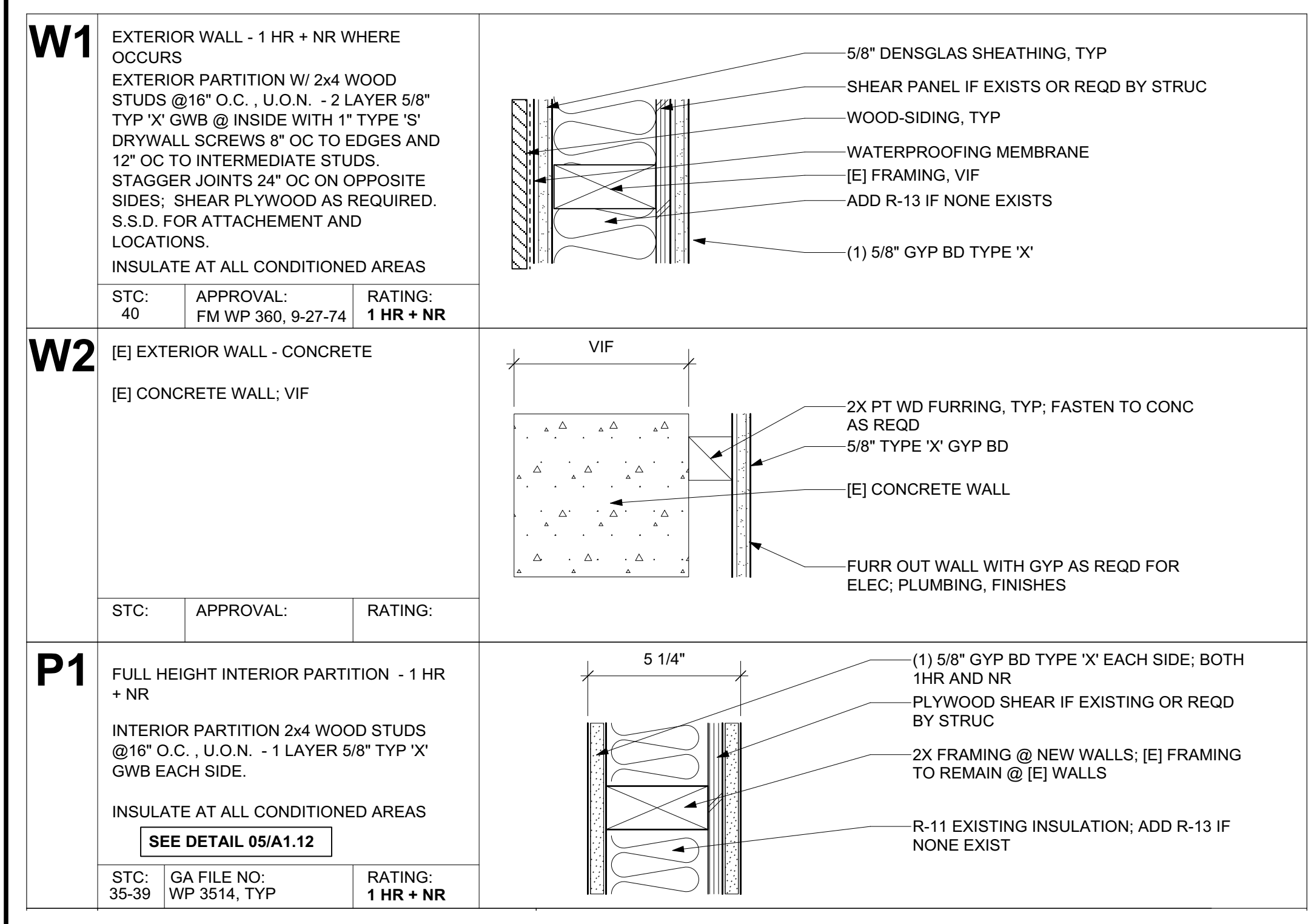
LEGEND
--- EXISTING WALL
--- DEMOLITION WALL

01 EXISTING PLAN - 2ND FLOOR UNITS (PHASE 1)
1/16"=1'-0"

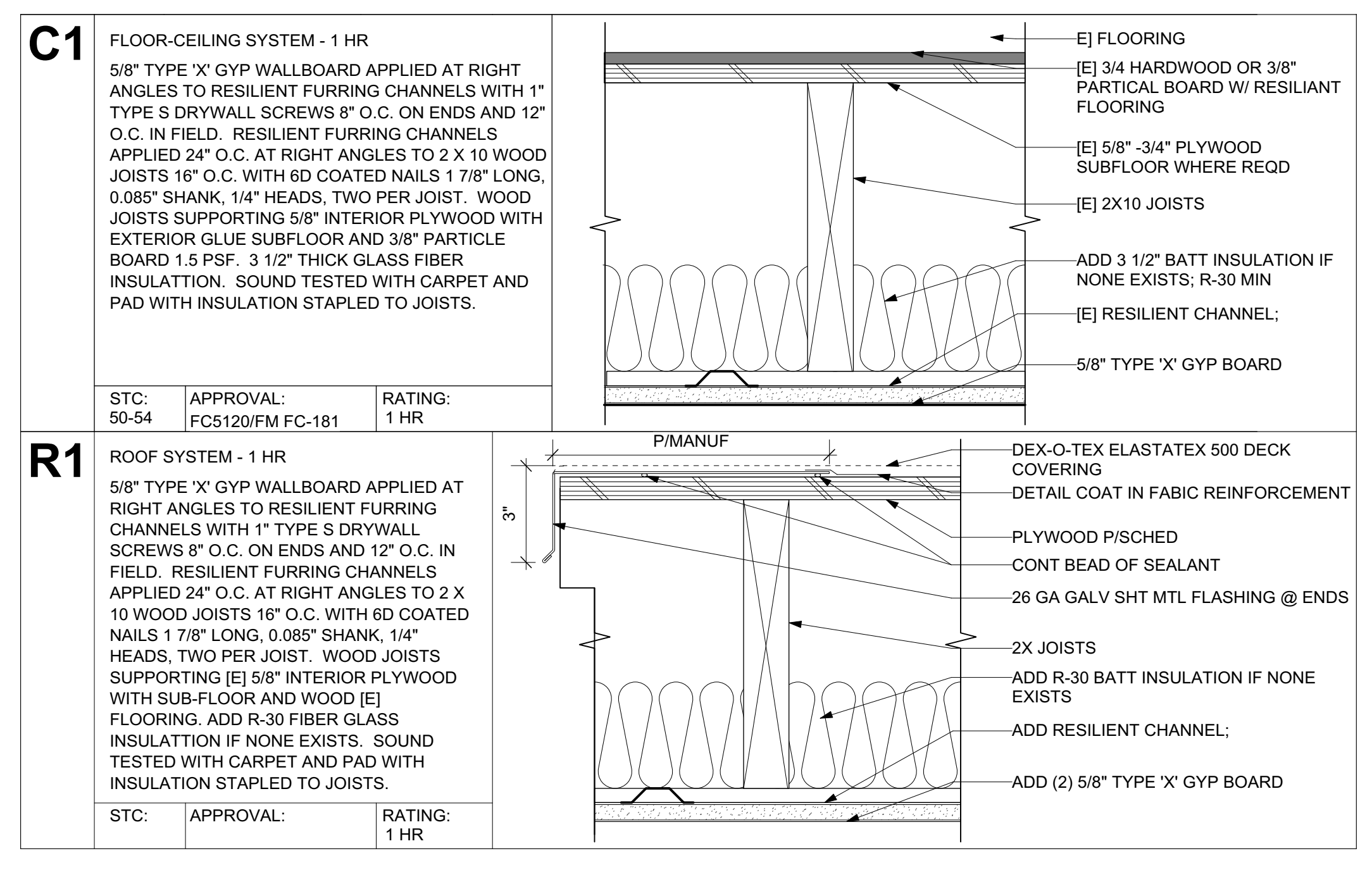


LEGEND
--- EXISTING WALL
--- PROPOSED WALL
--- 1 HR WALL

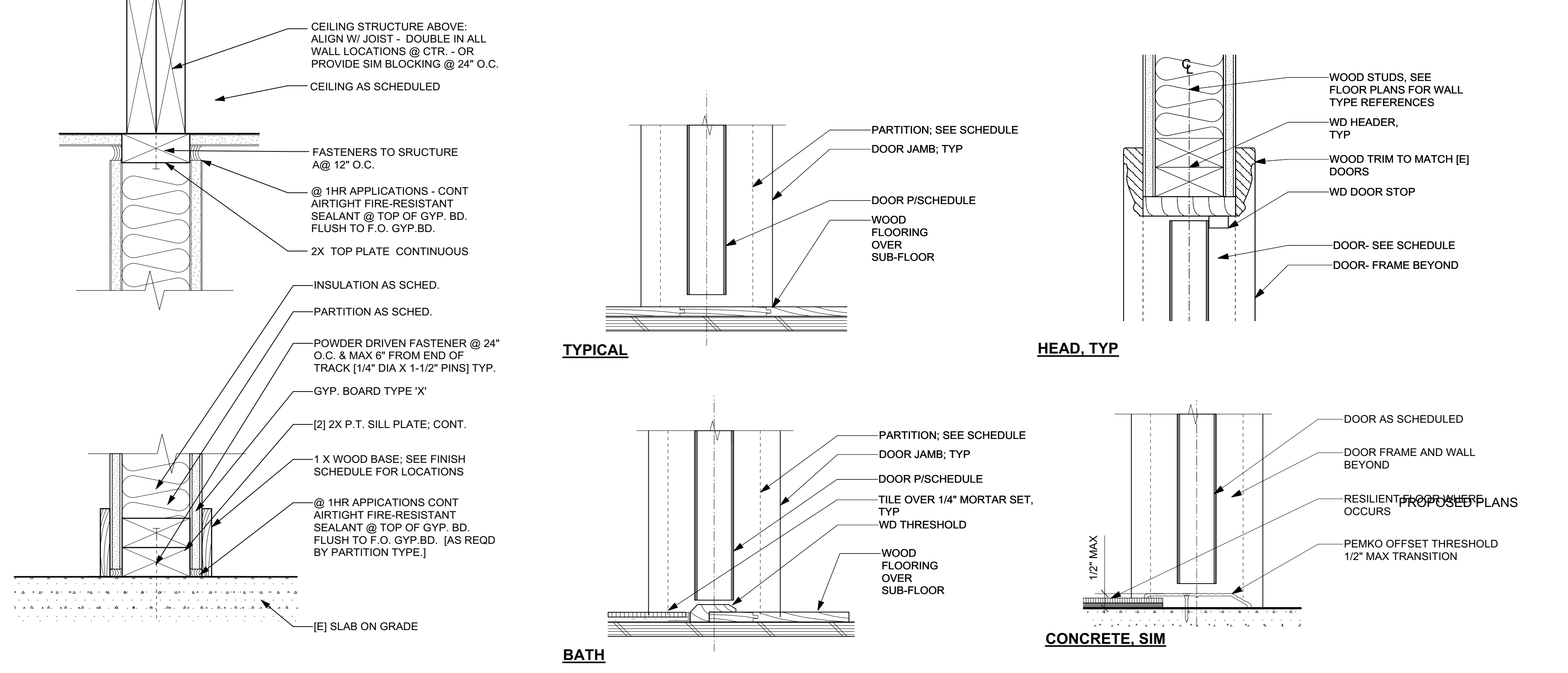
02 PROPOSED PLAN - 2ND FLOOR UNITS (PHASE 1)
1/16"=1'-0"



03 WALL, PARTITION, CEILING, AND ROOF TYPES
NTS



04 TYPICAL 1HR AND NR WALL
3"=1'-0"



05 TYPICAL DOOR DETAILS
3"=1'-0"

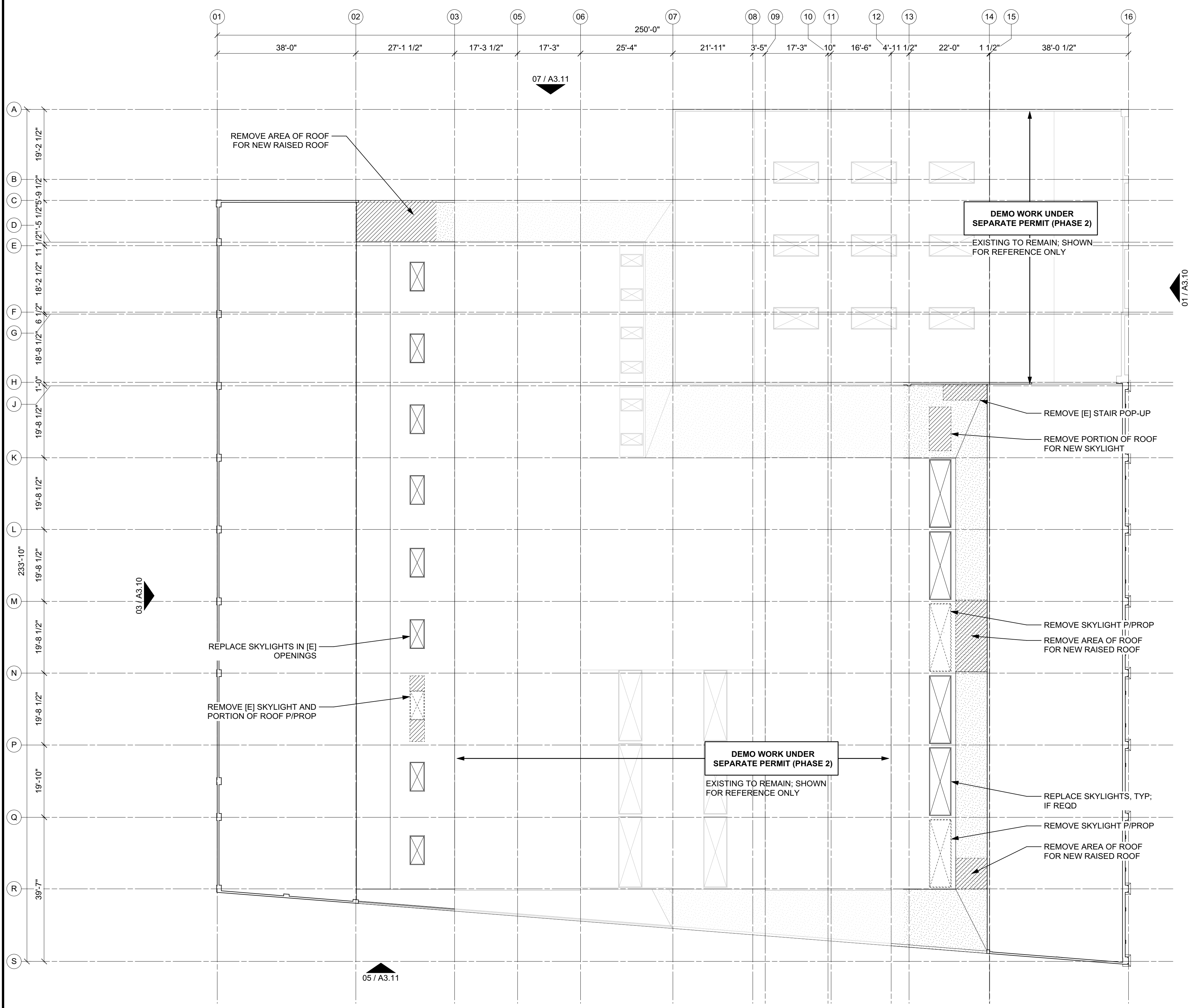
Date	Issue / Revision	By
15.10.09	PLANNING PERMIT	
15.12.11	BUILDING PERMIT	JHD

All drawings and written material appearing herein constitute original and unexpired work of the designer and may not be duplicated, used or disclosed without written consent of the designer.

Project Name
1919_MARKET

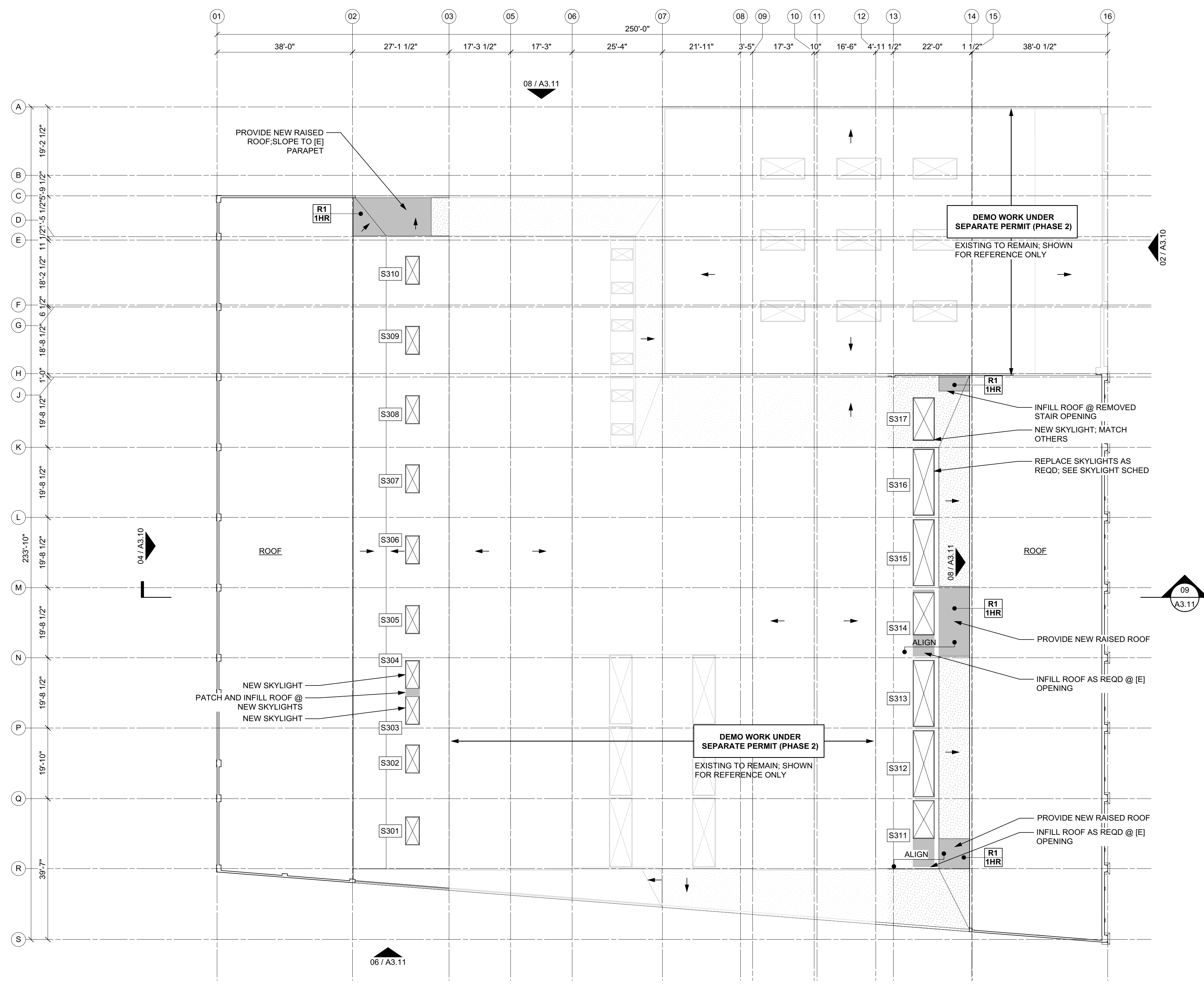
Sheet Description
PROJECT PLANS

Sheet Number



LEGEND
 [Solid Line] EXISTING WALL
 [Dashed Line] DEMOLITION WALL

01 EXISTING ROOF PLAN (PHASE 1)
 1/16"=1'-0"



LEGEND
 [Solid Line] EXISTING WALL
 [Hatched] PROPOSED WALL
 [Cross-hatched] 1 HR WALL

02 PROPOSED ROOF PLAN (PHASE 1)
 1/16"=1'-0"

Date	Issue / Revision	By
15.10.09	PLANNING PERMIT	JHD
15.12.11	BUILDING PERMIT	JHD

All drawings and written material appearing herein constitute original and unqualified work of the designer and may not be reproduced, used or disclosed without written consent of the designer.

Project Name	1919_MARKET
Sheet Description	PROPOSED PLANS
Sheet Number	

PROPOSED NOTES

01. ADD WASHER AND DRYER; PROVIDE 100 SQ IN MIN OPENING TO WASHER + DRYER; VENT TO EXTERIOR 3'-0" FROM ANY WINDOW AND PROPERTY LINE
02. PLUMBING FACILITIES: TILE FLOORING; LAVATORY W/ 1 1/2" WASTE LINE + HOT AND COLD WATER SUPPLY W/SHUT-OFF VALVES; A DROP-IN SHOWER TUB W/2" DRAIN + CONTROLS; TYP W/ HOT AND COLD WATER SUPPLY; FLAM/MD WC W/3" WASTE LINE + SHUT-OFF; 60 CFM FAN ABOVE; ADD NEW FAN IF NONE EXISTING; VENT TO EXTERIOR 3 FEET FROM ANY DOOR OR WINDOW; ADD 1 GFCI DUPLEX CIRCUIT @ 36"-42" IF NONE EXISTING
03. INFILL WALL @ [E] OPENING
04. NEW DOOR, TYP
05. NEW 60 MIN EXIT DOOR W/CLOSER @ ALL UNIT ENTRY DOORS; ALL EXTERIOR EXIT DOORS; ALL CORRIDOR + PASSAGE WAY DOORS; THRESHOLDS TO BE 1/2" MAX ABOVE EACH SIDE
06. [N] FULL HT PARTITION; GA FILE NO. 3514, TYP; 2X4 WD STUDS @ 16" OC W/5/8" GYP BD TYP 2" ON EACH SIDE; CAP @ BATHROOMS; ADD R-13 INSULATION; SEE PARTITION TYPE 1
07. NEW WD STAIR CONSTRUCTION, NEW GAURDRAIL AT 42" AFF; TREADS MAX 7 3/4" AND 10" TREADS, HANDRAIL @ ONE SIDE @ 36" AFF
08. ADD WATER HEATER W/GAS LINE SUPPLY LOCATED AT ALL BATHROOMS (IF NONE EXIST); TYP W/3/4" DRAIN LINE FOR A WH DRAIN PAN TO EXTERIOR; VENTED TO EXTERIOR P/PC
09. REPLACE [E] WINDOW IN KIND @ PROPERTY LINE
10. EXISTING 100 AMP BREAKER BOX SUB-PANEL @ EACH UNIT
11. KITCHEN FACILITY INCLUDING CASEWORK; REFRIGERATOR W/20AMP CIRCUIT; ELECTRIC RANGE W/60AMP CIRCUIT OR GAS RANGE VENTED TO EXTERIOR, 3 FEET FROM ANY DOOR OR WINDOW; SS DROP-IN SINK W/2" WASTE LINE + HOT AND COLD WATER SUPPLY W/SHUT-OFF VALVES;
12. NEW SMOKE ALARM DETECTOR, HARDWIRED W/BATTERY BACKUP (IF NONE EXIST); INSTALL 20 FT FROM ANY COOKING DEVICE, 3 FEET FROM A BATHROOM DOOR, 3 FEET FROM ANY AIR INTAKE OR VENT; PROVIDE ONE AT EACH SLEEPING UNIT AND IN THE DIRECT VICINITY OF THE SLEEPING AREA
13. NEW SMOKE ALARM DETECTOR AND CARBON MONOXIDE DETECTOR; HARDWIRED W/BATTERY BACKUP (IF NONE EXIST); INSTALL 20 FT FROM ANY COOKING DEVICE, 3 FEET FROM A BATHROOM DOOR, 3 FEET FROM ANY AIR INTAKE OR VENT; PROVIDE ONE PLINT
14. NEW PREFAB SHIP LADDER; TYP; ATTACH P/STRUC
15. NEW MEZZANINE ABOVE; SEE STRUC
16. NEW PARTIAL HT WALL @ 42" AFF
17. REPLACE OR MODIFY SKYLIGHT ABOVE; SEE ROOF PLAN + SKYLIGHT SCHED
18. [E] FULL HT PARTITION; GA FILE NO. 3514, TYP; 2X4 WD STUDS @ 16" OC W/5/8" GYP BD TYP 2" ON EACH SIDE; R-11 BATT INSULATION; CAP @ BATHROOMS; SEE [E]6A.10 FOR TYPICAL DETAIL
19. NEW WINDOW ASSEMBLIES WHERE OVERHEAD DOORS WERE REMOVED; SEE PROPOSED ELEVATIONS AND WINDOW TYPES
20. REPLACE WINDOW ASSEMBLIES @ [E] LOCATIONS; CUT SILL HT LOWER TO 3'-5" AFF MIN; SEE PROPOSED ELEVATIONS AND WINDOW TYPES
21. ADD FINISHES AND INSULATION REQD FOR 1 HR RATED CEILING @ UNITS, CORRIDORS, AND PASSAGEWAYS; CEILING TYPE 1
22. NEW TUBE STEEL AND WIRE MESH GAURDRAIL; 42" AFF; NO OPENINGS GREATER THAN 4"
23. PROVIDE 3'-0" X 3'-0" LEVEL LANDING IF NONE EXIST; SLOPE 2% MAX
24. NEW WINDOWS @ [E] INFILL WALL; MATCH WINDOWS ABOVE
25. NEW EGRESS WINDOWS @ [E] INFILL WALL
26. ADD FINISHES AND INSULATION AS REQD TO MAKE PARTITION 1 HR; SEE PLANS FOR HATCHED LOCATIONS; SEE PARTITION TYPE 1
27. PROVIDE 3'-0" X 3'-0" LANDING; 6'-8" CLR HEAD SPACE; PROVIDE SPRINKLER HEAD @ LANDING
28. [E] SPRINKLER RISER TO REMAIN AND TO BE ACCESSIBLE; TYP OF 3
29. NEW WD STAIR CONSTRUCTION; TREADS 7" MAX AND 11" MIN TREADS; HANDRAIL TO BE @ 3'-0" AFF; GAURDRAILS WHERE OCCURS @ 42" AFF
30. CUT NEW CASED DOOR OPENING @ [E] WALL
31. NEW ROOF FRAMING; SEE PROPOSED ROOF PLAN
32. REPLACE WINDOW ASSEMBLIES IN [E] OPENINGS; LOWER SILL HT TO BE 3'-8" MAX AFF
33. ENLARGE [E] OPENING @ WALL
34. WINDOW PROVIDED FOR EGRESS TO SLEEPING MEZZ BEYOND

SEE STRUCTURAL DRAWINGS FOR FURTHER CONSTR INFORMATION FOR NEW WORK

FOR DOOR AND WINDOW SCHEDULES AND NOTES, SEE #11+14.10

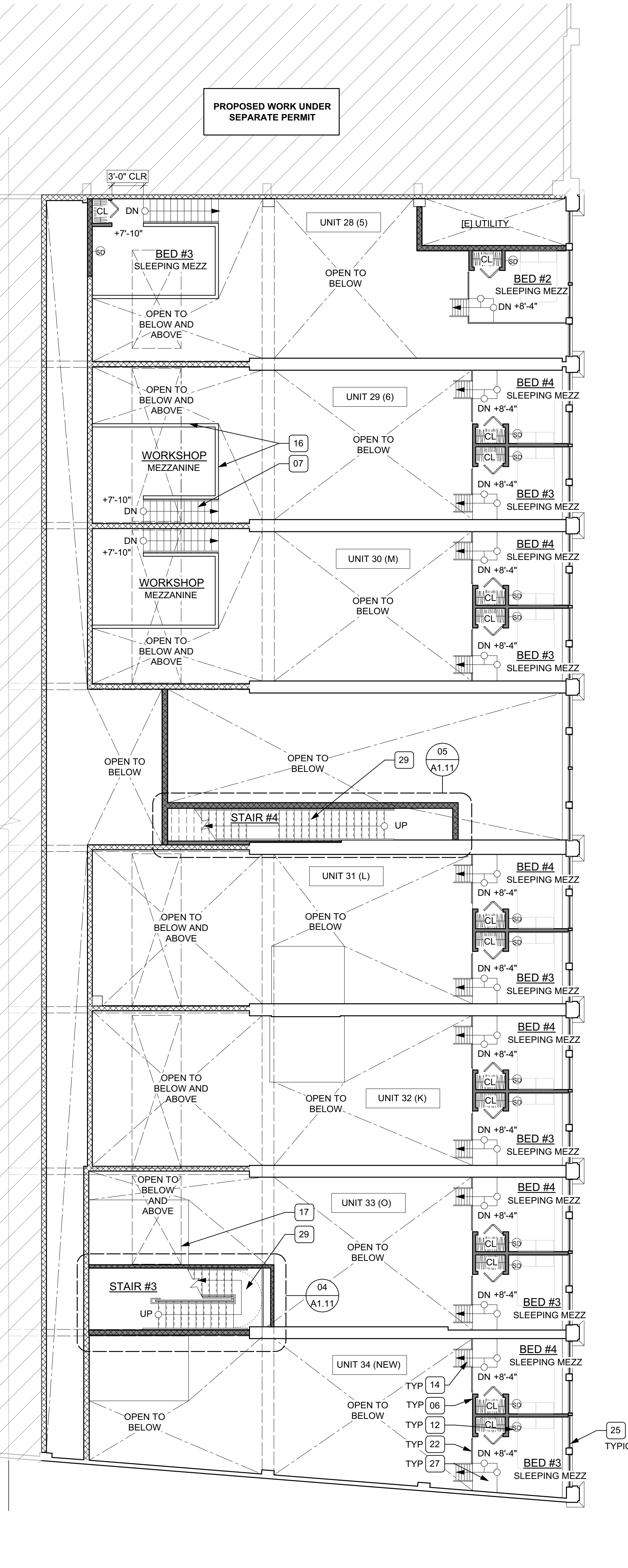
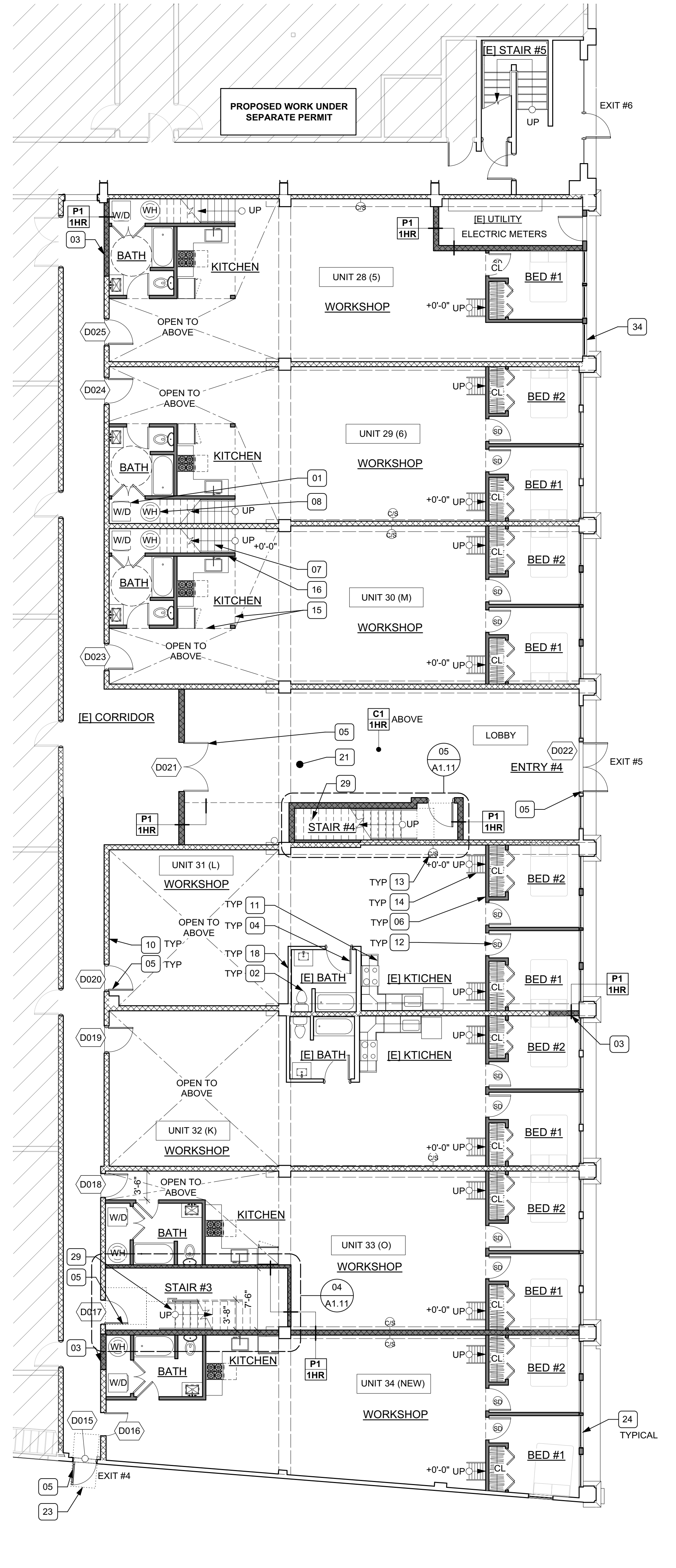
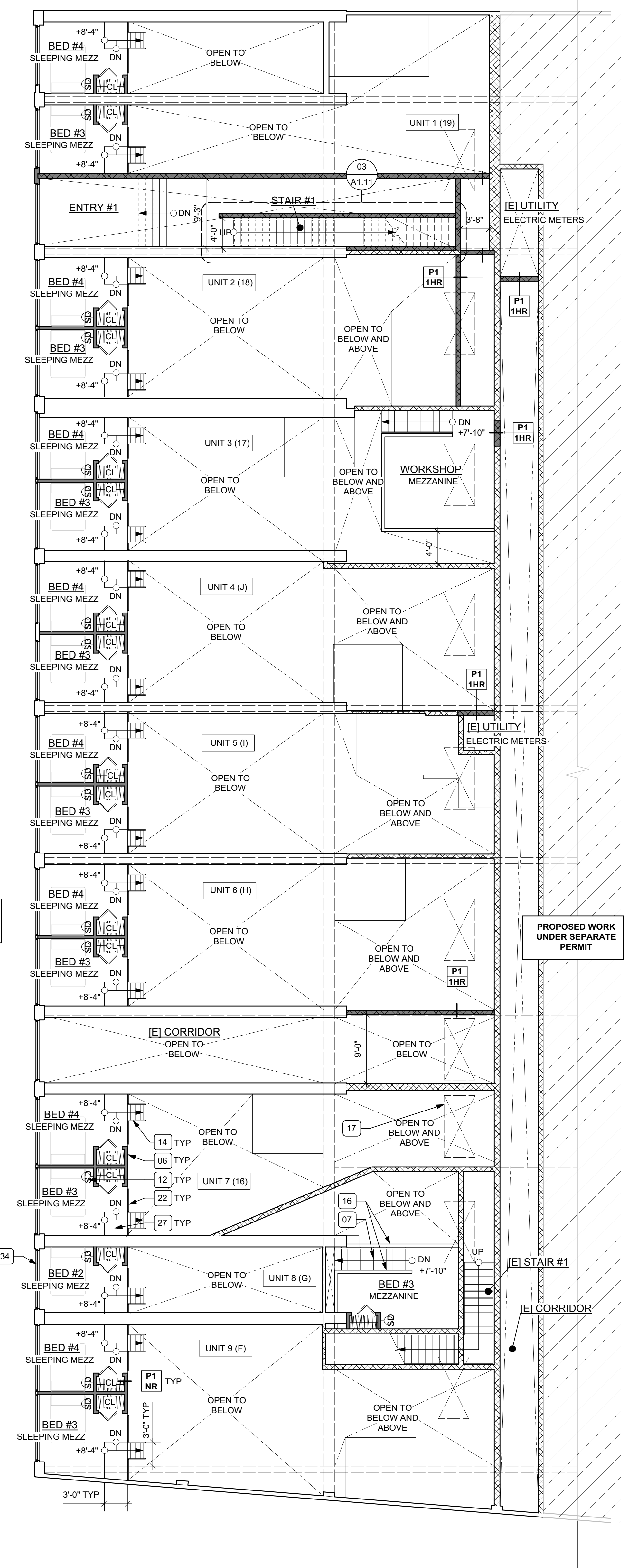
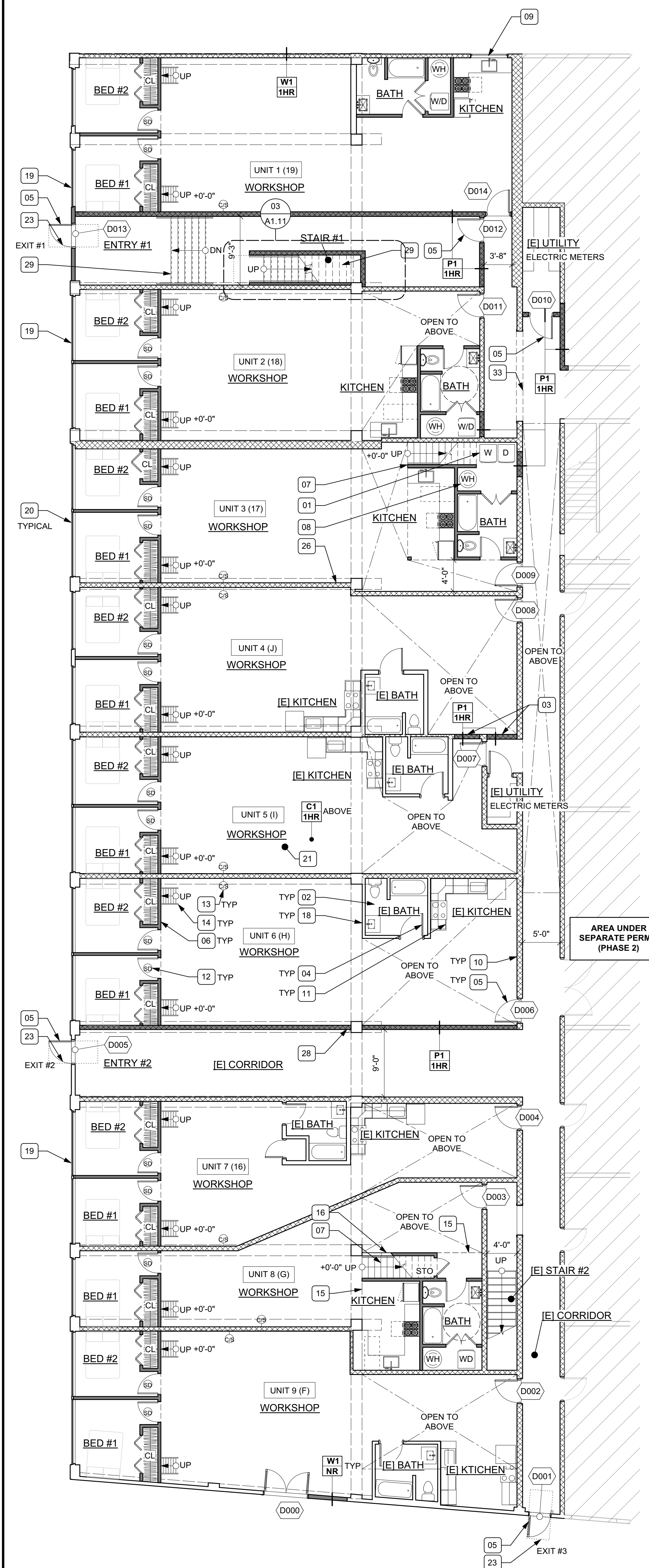
FOR EXISTING AND OCCUPANCY SQUARE FOOTAGES, SEE #11.10

WALL TYPES, PARTITION TYPES, CEILING TYPES, SEE #0A.12

SEE #11.13 FOR LIGHTING AND ELECTRICAL NOTES AND MANDATORY MEASURES

WALL LEGEND

	EXISTING WALL
	PROPOSED WALL
	1 HR WALL



01 PROPOSED PLAN - 1ST FLOOR UNITS (MYRTLE STREET SIDE)
1/8"=1'-0"

02 PROPOSED PLAN - 1ST FLOOR UNIT MEZZANINE LEVEL (MYRTLE STREET SIDE)
1/8"=1'-0"

03 PROPOSED PLAN - 1ST FLOOR UNITS (MARKET STREET SIDE)
1/8"=1'-0"

04 PROPOSED PLAN - 1ST FLOOR UNIT MEZZANINE LEVEL (MARKET STREET SIDE)
1/8"=1'-0"

PROJECT ADDRESS:
1919 MARKET STREET
OAKLAND, CA 94607

Date	Issue / Revision	By
15.1009	PLANNING PERMIT	JHD
15.1211	BUILDING PERMIT	JHD

All drawings and written material appearing herein constitute original and unexpired work of the designer and may not be duplicated, used or disclosed without written consent of the designer.

Project Name
1919_MARKET

Sheet Description
ENLARGED FLOOR PLANS

Sheet Number

PROPOSED NOTES

01. PLUMBING FACILITIES: TILE FLOORING; LAVATORY W/ 1 1/2" WASTE LINE + HOT AND COLD WATER SUPPLY W/SHUT-OFF; A DROP-IN SHOWER-TUB W/2" DRAIN + CONTROLS; TYP W/HOT AND COLD WATER SUPPLY; FLURMID W/2" WASTE LINE + SHUT-OFF; 60 CFM FAN ABOVE; ADD NEW FAN IF NONE EXISTING; VENT TO EXTERIOR; 3 FEET FROM ANY DOOR OR WINDOW; ADD 1 GFCI DUPLEX CIRCUIT @ 36"-42" IF NONE EXISTING
02. INFILL WALL @ [E] OPENING
03. NEW DOOR, TYP
04. NEW 60 MIN EXT DOOR W/CLOSER @ ALL UNIT ENTRY DOORS; ALL EXTERIOR EXIT DOORS; ALL CORRIDOR + PASSAGE WAY DOORS; THRESHOLDS TO BE 1/2" MAX ABOVE EACH SIDE
05. NEW WD STAIR CONSTRUCTION; TREADS 7" MAX AND 1" MIN TREADS; HANDRAIL TO BE @ 3'-0" AFF; GROUNDLEVELS WHERE APPL'Y @ 42" AFF
06. EXISTING 100 AMP BREAKER BOX SUB-PANEL @ EACH UNIT
07. KITCHEN FACILITY INCLUDING CASEWORK; REFRIGERATOR W/20AMP CIRCUIT; ELECTRIC RANGE W/60AMP CIRCUIT OR GAS RANGE VENTED TO EXTERIOR; 3 FEET FROM ANY DOOR OR WINDOW; SS DROP-IN SINK W/2" WASTE LINE + HOT AND COLD WATER SUPPLY W/SHUT-OFF VALVES
08. NEW SMOKE ALARM DETECTOR; HARDWIRED W/BATTERY BACKUP (IF NONE EXIST); INSTALL 20 FT FROM ANY COOKING DEVICE; 3 FEET FROM A BATHROOM DOOR; 3 FEET FROM ANY AIR INTAKE OR VENT; PROVIDE ONE AT EACH SLEEPING UNIT AND IN THE DIRECT VICINITY OF THE SLEEPING AREA
09. NEW SMOKE ALARM DETECTOR AND CARBON MONOXIDE DETECTOR; HARDWIRED W/BATTERY BACKUP (IF NONE EXIST); INSTALL 20 FT FROM ANY COOKING DEVICE; 3 FEET FROM A BATHROOM DOOR; 3 FEET FROM ANY AIR INTAKE OR VENT; PROVIDE ONE PER UNIT
10. NEW PREFAB SHIP LADDER; TBD; ATTACH P/STRUC
11. [E] FULL HT PARTITION; GA FILE NO. 3514, TYP; 2X4 WD STUDS @ 16" OC W/5/8" GYP BD TYPE 'X' ON EACH SIDE; R-11 BATT INSULATION; CAP @ BATHROOMS; SEE 16A/3.10 FOR TYPICAL DETAIL
12. REPLACE WINDOW ASSEMBLIES @ [E] LOCATIONS; FLOOR ASSEMBLY RAISED TO BE NO LESS THAN 3/8" AFF FROM WINDOW SILL
13. ADD FINISHES AND INSULATION REQ'D FOR 1 HR RATED CEILING @ UNITS, CORRIDORS, AND PASSAGEWAYS; CEILING TYPE 1
14. [R] FULL HT PARTITION; GA FILE NO. 3514, TYP; 2X4 WD STUDS @ 16" OC W/5/8" GYP BD TYPE 'X' ON EACH SIDE; CAP @ BATHROOMS; ADD R-13 INSULATION; SEE PARTITION TYPE 1
15. ADD FINISHES AND INSULATION AS REQ'D TO MAKE PROPERTY LINE WALL 1 HR; SEE WALL TYPE 1
16. RAISE FLOOR ASSEMBLY @ UNITS TO NEW HEIGHT TO MAKE WINDOWS SILLS 3'-8" AFF
17. INFILL FLOOR FRAMING @ [E] OPENING
18. PROVIDE 5'-0" X 5'-0" LANDING AND STEPS
19. ADD FINISHES AND INSULATION AS REQ'D TO MAKE PARTITION 1 HR; SEE PLANS FOR HATCHED LOCATIONS; SEE PARTITION TYPE 1

SEE STRUCTURAL DRAWINGS FOR FURTHER CONSTR INFORMATION FOR NEW WORK

FOR DOOR AND WINDOW SCHEDULES AND NOTES, SEE 01-11/A3.10

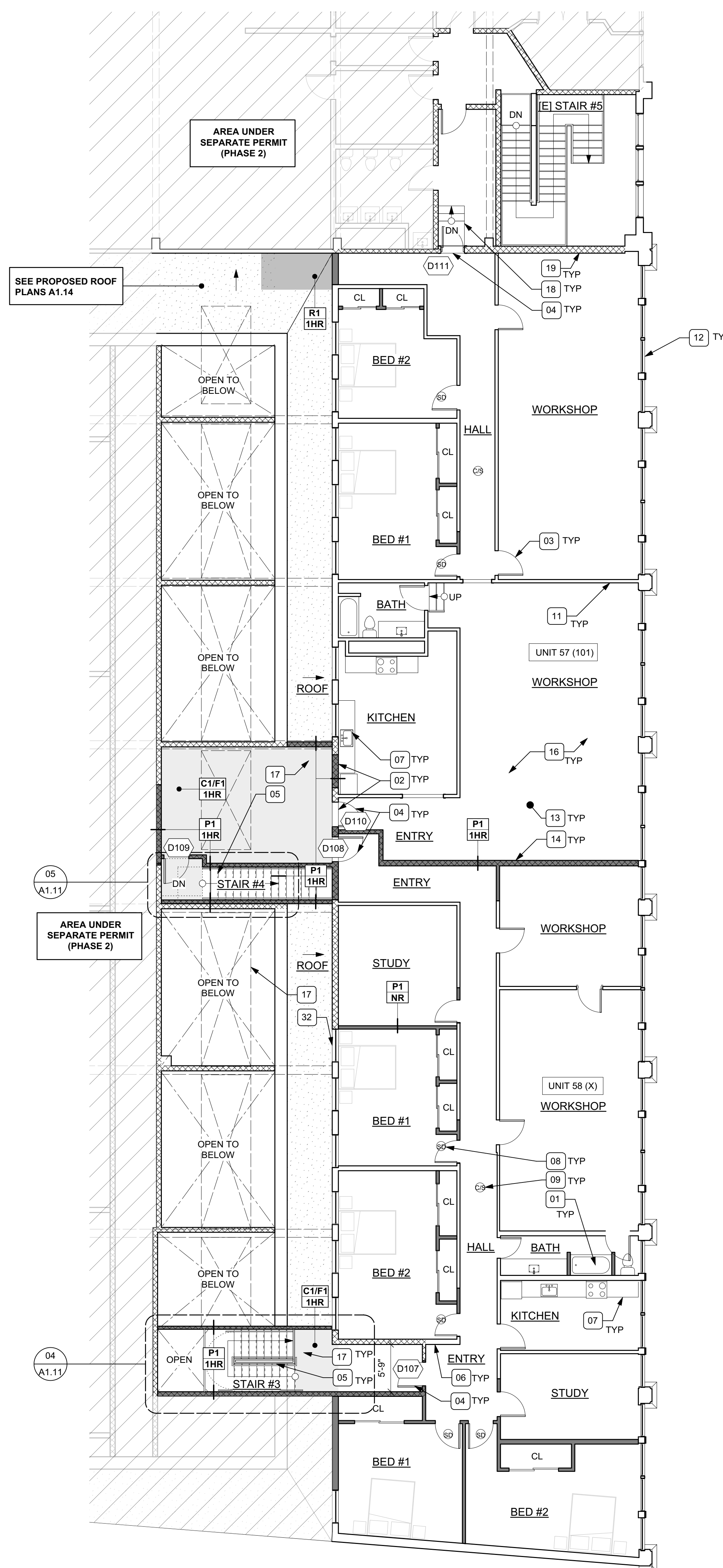
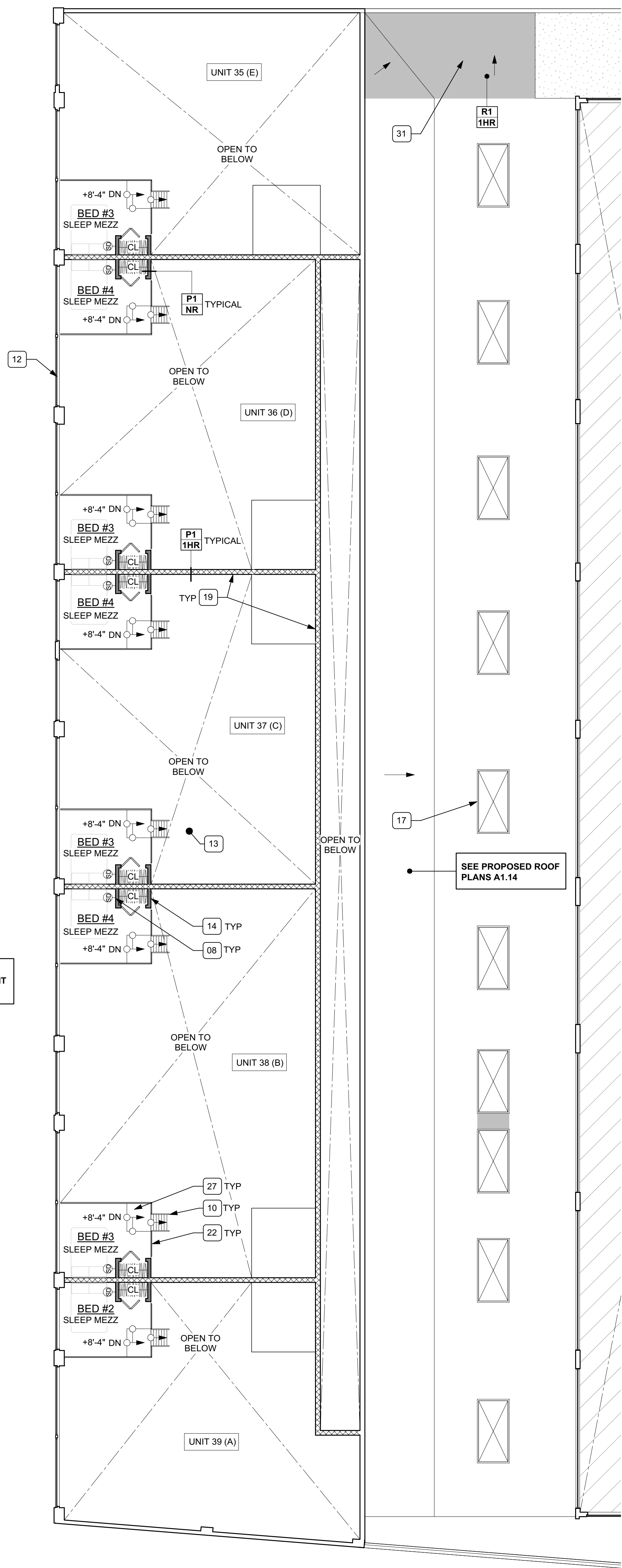
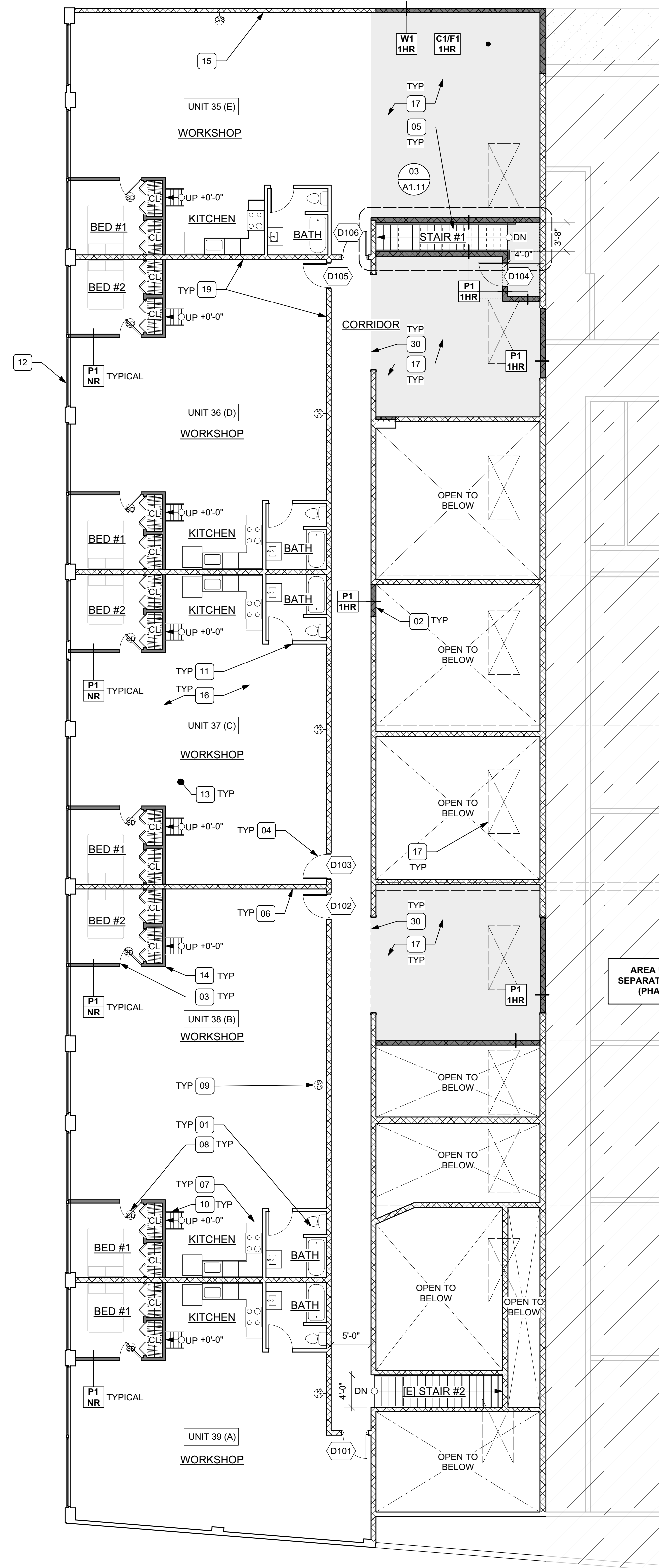
FOR EXITING AND OCCUPANCY SQUARE FOOTAGES, SEE A1.10

WALL TYPES, PARTITION TYPES, CEILING TYPES, SEE 03/A1.12

SEE A1.13 FOR LIGHTING AND ELECTRICAL NOTES AND MANDATORY MEASURES

WALL LEGEND

- EXISTING WALL
- PROPOSED WALL
- 1 HR WALL



01 PROPOSED PLAN - 2ND FLOOR UNITS (MYRTLE STREET SIDE)
1/8"=1'-0"

02 PROPOSED PLAN - 2ND FLOOR UNIT MEZZANINE LEVEL (MYRTLE STREET SIDE)
1/8"=1'-0"

03 PROPOSED PLAN - 2ND FLOOR UNITS (MARKET STREET SIDE)
1/8"=1'-0"

JHD

AGENT:
JEREMY HARRIS
1155 5TH STREET APT 108
OAKLAND, CA 94607
JH@JEREMYHARRISDESIGNS.COM
(858) 449 5270

OWNER:
MARKET STREET HOLDINGS, LLC
DANNY HABER
PIER 54 SUITE 205
SAN FRANCISCO, CA 94108
DANNY.HABER@GMAIL.COM
(831) 921-7522

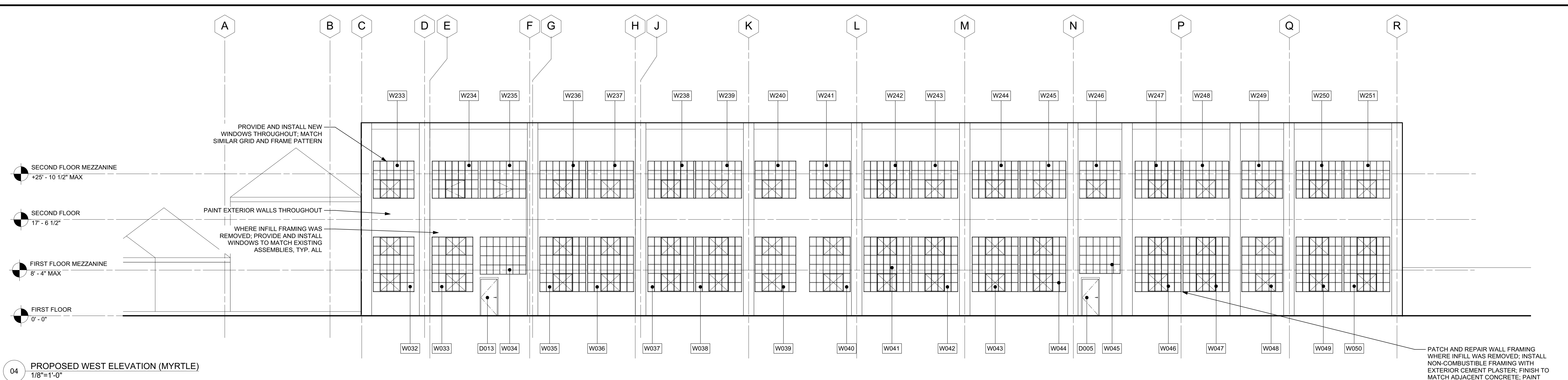
PROJECT ADDRESS:
1919 MARKET STREET
OAKLAND, CA 94607

Date	Issue / Revision	By
15.10.09	PLANNING PERMIT	
15.12.11	BUILDING PERMIT	JHD

All drawings and written material appearing herein constitute original and unexpired work of the designer and may not be reproduced, used or disclosed without written consent of the designer.

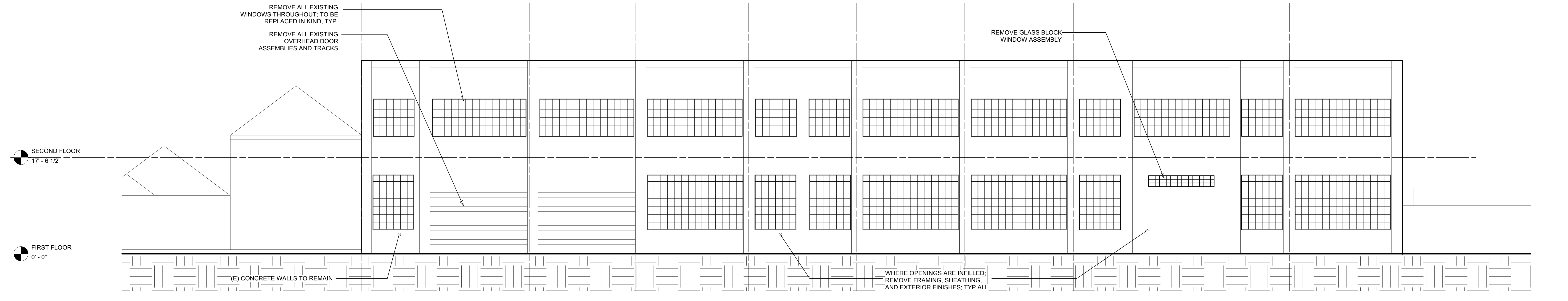
Project Name	1919_MARKET
Sheet Description	ENLARGED FLOOR PLANS
Sheet Number	

A2.11

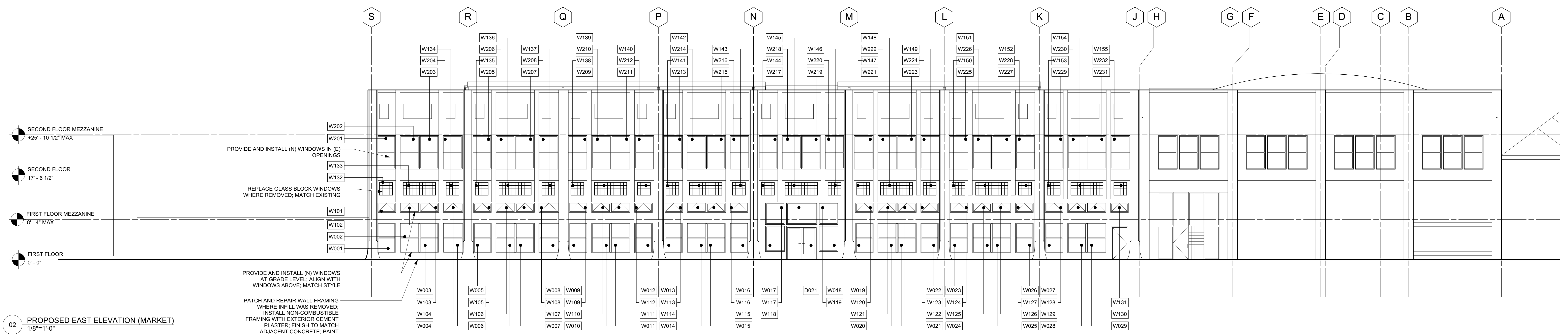


04 PROPOSED WEST ELEVATION (MYRTLE)
 1/8"=1'-0"

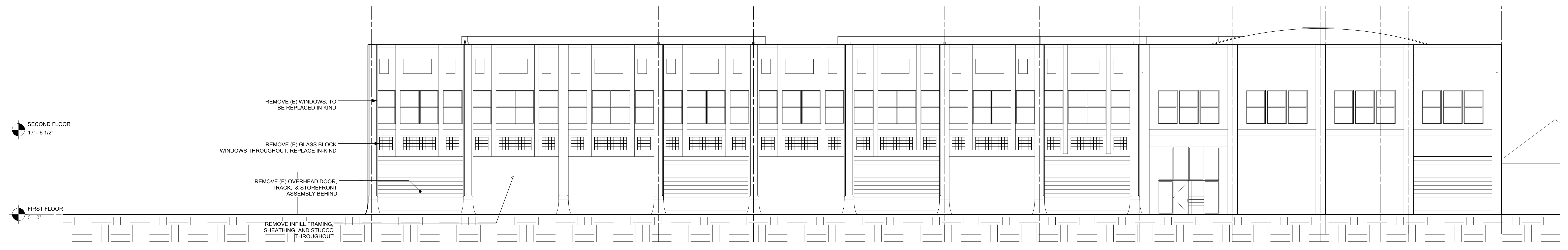
PATCH AND REPAIR WALL FRAMING WHERE INFILL WAS REMOVED; INSTALL NON-COMBUSTIBLE FRAMING WITH EXTERIOR CEMENT PLASTER; FINISH TO MATCH ADJACENT CONCRETE; PAINT



03 EXISTING WEST ELEVATION (MYRTLE)
 1/8"=1'-0"



02 PROPOSED EAST ELEVATION (MARKET)
 1/8"=1'-0"

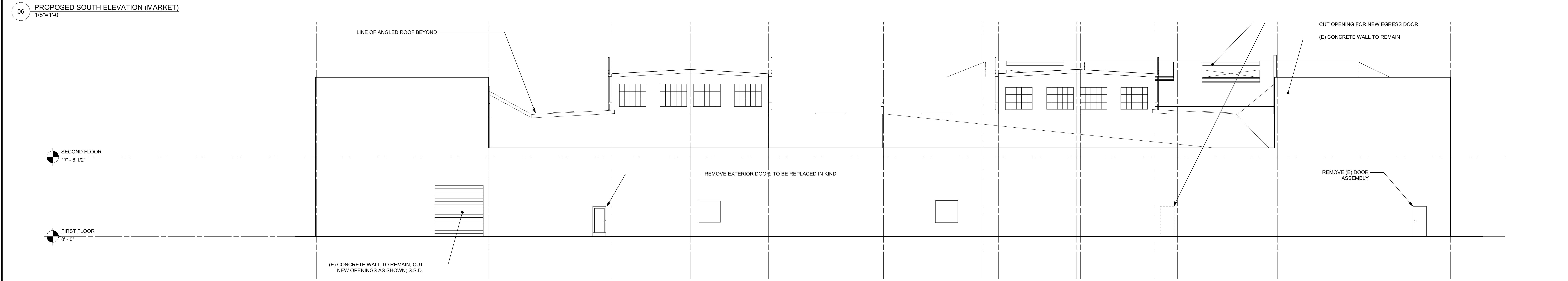
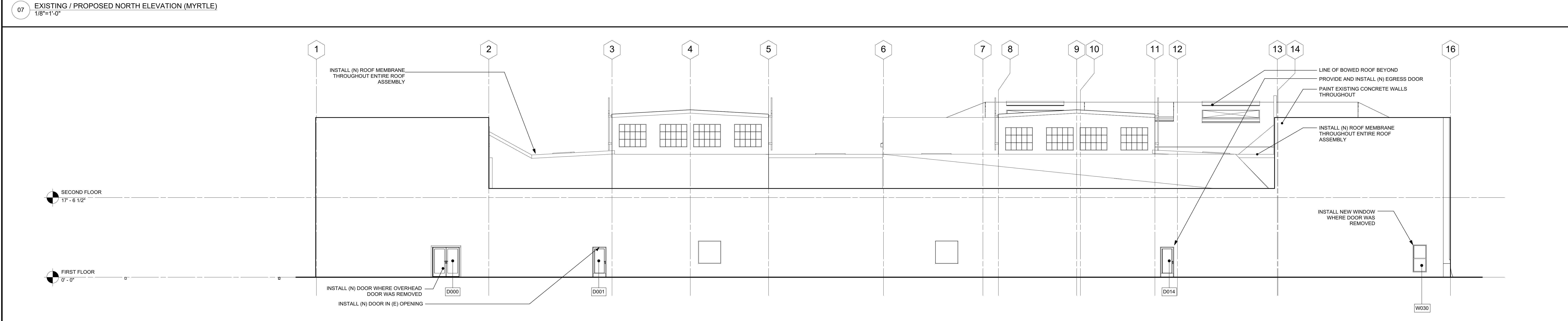
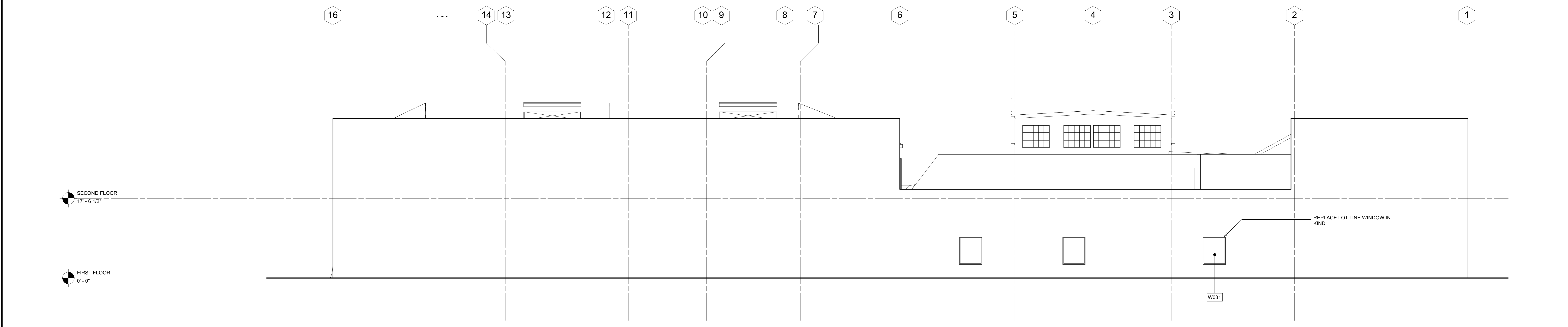
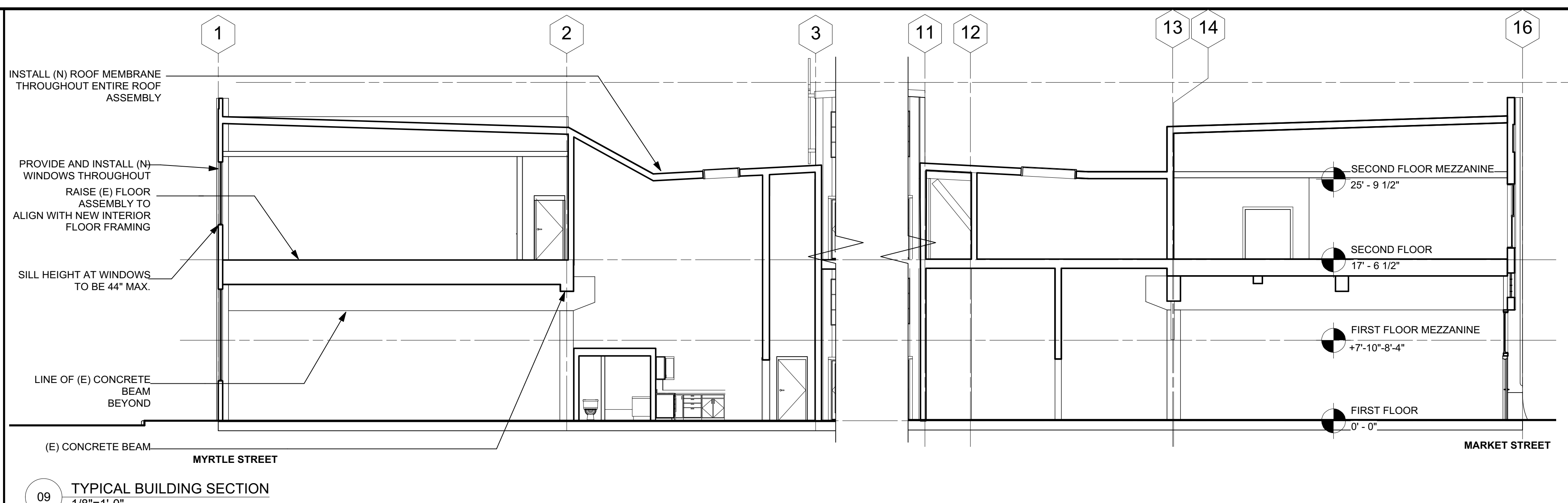
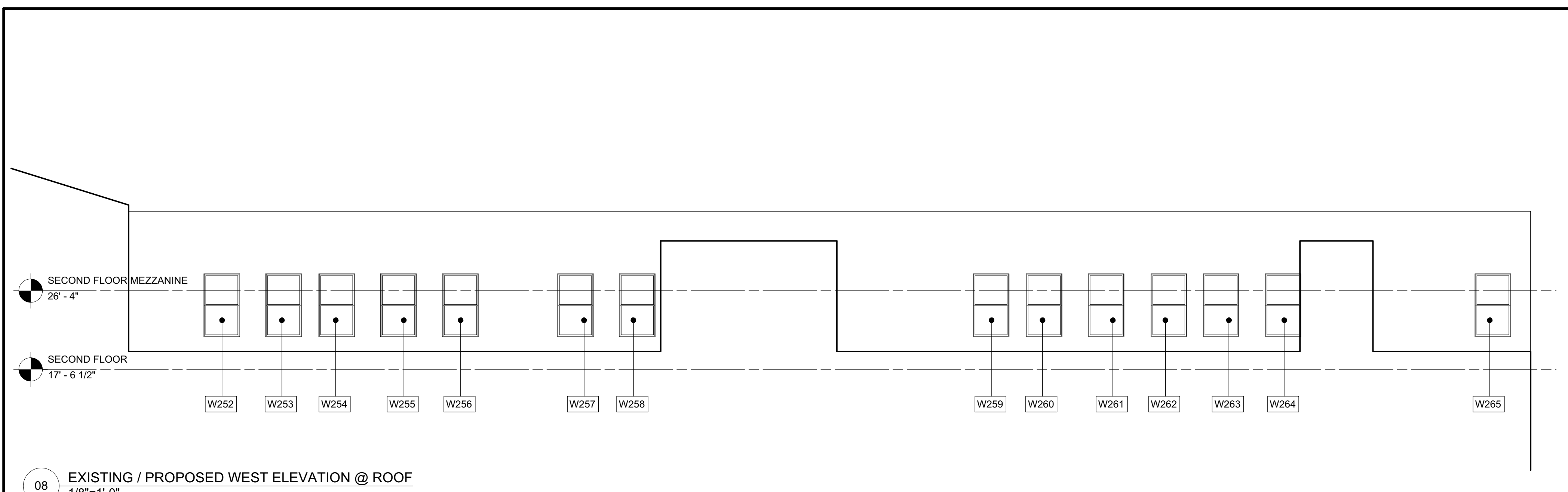


01 EXISTING EAST ELEVATION (MARKET)
 1/8"=1'-0"

Date	Issue / Revision	By
15.10.09	PLANNING PERMIT	
15.12.11	BUILDING PERMIT	JHD

All drawings and written material appearing herein constitute original and unexpired work of the designer and may not be reproduced, used or disclosed without written consent of the designer.

Project Name	1919_MARKET
Sheet Description	ELEVATIONS
Sheet Number	



Date	Issue / Revision	By
15.10.09	PLANNING PERMIT	
15.12.11	BUILDING PERMIT	JHD

All drawings and written material appearing herein constitute original and unreplicated work of the designer and may not be reproduced, used or disclosed without written consent of the designer.

Project Name	1919_MARKET
Sheet Description	ELEVATIONS
Sheet Number	

GENERAL INFORMATION table with columns for Project Name, City, Zip Code, Climate Zone, Building Type, Project Scope, Total Cond. Floor Area, Slab Area, Addition Cond. Floor Area, Addition Slab Area.

COMPLIANCE RESULTS table with columns for Item, Description, Status.

ENERGY USE SUMMARY table with columns for Energy Use (kWh/yr), Space Heating, Space Cooling, Hot Water, Photovoltaic, Compliance Energy Total.

Registration Number: CA Building Energy Efficiency Standards - 2013 Residential Compliance
Report Version: CF18-08252015-744
Report Generated at: 2015-12-11 11:16:54

REQUIRED SPECIAL FEATURES table with columns for Feature Name, Description, Status.

BUILDING - FEATURES INFORMATION table with columns for Project Name, Conditional Floor Area, Number of Dwelling Units, Number of Bedrooms, Number of Zones, Number of Ventilation Cooling Systems, Number of Water Heating Systems.

Registration Number: CA Building Energy Efficiency Standards - 2013 Residential Compliance
Report Version: CF18-08252015-744
Report Generated at: 2015-12-11 11:16:54

WINDOWS table with columns for Window ID, Name, Surface, Width, Height, Multiplier, Area, U-factor, SHGC, Exterior Shading, Status, Verified Existing Condition.

Registration Number: CA Building Energy Efficiency Standards - 2013 Residential Compliance
Report Version: CF18-08252015-744
Report Generated at: 2015-12-11 11:16:54

WINDOWS table with columns for Window ID, Name, Surface, Width, Height, Multiplier, Area, U-factor, SHGC, Exterior Shading, Status, Verified Existing Condition.

Registration Number: CA Building Energy Efficiency Standards - 2013 Residential Compliance
Report Version: CF18-08252015-744
Report Generated at: 2015-12-11 11:16:54

WINDOWS table with columns for Window ID, Name, Surface, Width, Height, Multiplier, Area, U-factor, SHGC, Exterior Shading, Status, Verified Existing Condition.

Registration Number: CA Building Energy Efficiency Standards - 2013 Residential Compliance
Report Version: CF18-08252015-744
Report Generated at: 2015-12-11 11:16:54

DOORS table with columns for Door ID, Name, Side of Building, Area, U-factor, Status, Verified Existing Condition.

Registration Number: CA Building Energy Efficiency Standards - 2013 Residential Compliance
Report Version: CF18-08252015-744
Report Generated at: 2015-12-11 11:16:54

SPACE CONDITIONING SYSTEMS table with columns for System Name, System Type, Name, Ducted, Distribution System, Fan System, Floor Area, Status, Verified Existing Condition.

Registration Number: CA Building Energy Efficiency Standards - 2013 Residential Compliance
Report Version: CF18-08252015-744
Report Generated at: 2015-12-11 11:16:54

IAQ (Indoor Air Quality) FANS table with columns for Name, IAQ CFM, IAQ Fan Type, IAQ Recovery Effectiveness(%)

Registration Number: CA Building Energy Efficiency Standards - 2013 Residential Compliance
Report Version: CF18-08252015-744
Report Generated at: 2015-12-11 11:16:54

DWELLING UNIT INFORMATION table with columns for Dwelling Unit Name, Dwelling Unit Type, Zone.

ZONE INFORMATION table with columns for Zone Name, Zone Type, HVAC System Name, Zone Floor Area, Avg. Ceiling Height, Water Heating System 1, Water Heating System 2.

Registration Number: CA Building Energy Efficiency Standards - 2013 Residential Compliance
Report Version: CF18-08252015-744
Report Generated at: 2015-12-11 11:16:54

WINDOWS table with columns for Window ID, Name, Surface, Width, Height, Multiplier, Area, U-factor, SHGC, Exterior Shading, Status, Verified Existing Condition.

Registration Number: CA Building Energy Efficiency Standards - 2013 Residential Compliance
Report Version: CF18-08252015-744
Report Generated at: 2015-12-11 11:16:54

OPAQUE SURFACE CONSTRUCTIONS table with columns for Construction Name, Surface Type, Construction Type, Framing, Total CV, Glass U-value, Window Design U-value, Assembly Layers.

BUILDING ENVELOPE - HERS VERIFICATION table with columns for Quality Insulation Installation (QI), Quality Installation of Spray Foam Insulation, Building Envelope Air Leakage, CFM50.

WATER HEATING SYSTEMS table with columns for System Name, System Type, Number in Building, Multi-Family Distribution Type, Water Heater, Recirculation Loop, Recirculation Pump Power, Recirculation Pump Efficiency, Solar Fraction.

WATER HEATERS table with columns for Heater Name, Heater Element Type, Tank Type, Tank Volume, Energy Factor or Efficiency, Input Rating, Tank Exterior Insulation R-value, Standby Loss (Factor).

Registration Number: CA Building Energy Efficiency Standards - 2013 Residential Compliance
Report Version: CF18-08252015-744
Report Generated at: 2015-12-11 11:16:54

DOCUMENTATION AUTHOR'S DECLARATION STATEMENT table with columns for Name, Title, Signature, Date, Address, Phone.

Registration Number: CA Building Energy Efficiency Standards - 2013 Residential Compliance
Report Version: CF18-08252015-744
Report Generated at: 2015-12-11 11:16:54

OPAQUE SURFACES table with columns for Surface ID, Name, Zone, Construction, Area, Orientation, Gross Area, Window & Door Area, TIR, Status, Verified Existing Condition.

OPAQUE SURFACES - Cathedral Ceilings table with columns for Surface ID, Name, Zone, Type, Orientation, Area, Skylight Area, Roof Rise, Roof Pitch, Roof Emissivity, Roof Insulation, R-value, Status, Verified Existing Condition.

Registration Number: CA Building Energy Efficiency Standards - 2013 Residential Compliance
Report Version: CF18-08252015-744
Report Generated at: 2015-12-11 11:16:54

WINDOWS table with columns for Window ID, Name, Surface, Width, Height, Multiplier, Area, U-factor, SHGC, Exterior Shading, Status, Verified Existing Condition.

Registration Number: CA Building Energy Efficiency Standards - 2013 Residential Compliance
Report Version: CF18-08252015-744
Report Generated at: 2015-12-11 11:16:54

WATER HEATING - HERS VERIFICATION table with columns for Name, Pipe Insulation, Parallel Piping, Compact Distribution, Point of Use, Recirculation with Manual Control, Recirculation with Sensor Control.

Registration Number: CA Building Energy Efficiency Standards - 2013 Residential Compliance
Report Version: CF18-08252015-744
Report Generated at: 2015-12-11 11:16:54

JHD AGENT: JEREMY HARRIS DESIGNS
1155 5TH STREET APT 108
OAKLAND, CA 94607
(858) 449-5270

OWNER: MARKET STREET HOLDINGS, LLC
DANNY HABER
PIER 54 SUITE 205
SAN FRANCISCO, CA 94108
DANNY.HABER@GMAIL.COM
(831) 921-7522

PROJECT ADDRESS: 1919 MARKET STREET OAKLAND, CA 94607

Date: 15.1009
Issue / Revision: PLANNING PERMIT
By: 15.1211 BUILDING PERMIT JHD

Project Name: 1919_MARKET
Sheet Description: TITLE 24

Sheet Number

T24.1

