

RECEIVED

By Alameda County Environmental Health 2:56 pm, Jul 13, 2016

July 5, 2016

Mr. Keith Nowell
Alameda County Health Care Services Agency
1131 Harbor Bay Parkway, Ste. 250
Alameda, CA 94502-6577
keith.nowell@acgov.org

Subject: **Soil, Groundwater, and Soil Gas Investigation**
3101 35th Avenue, Oakland, CA
Fuel Leak Case No. RO0003164; Global ID T10000006539

Dear Mr. Nowell,

I declare, under penalty of perjury, that the information and/or recommendations contained in the attached *Soil, Groundwater, and Soil Gas Investigation* are true and correct to the best of my knowledge.

Sincerely,



Ms. Mona Hsieh
Responsible Party Representative



Soil, Water, and Soil Gas Investigation

**3101 35th Avenue
Oakland, California**

July 5, 2016

Prepared for:

Green Oak Builders
Attn: Ms. Mona Hsieh & Mr. Patrick Kong
888 Brannan Street, #101
Oakland, CA 94103

Prepared by:

Almar Environmental
407 Almar Avenue
Santa Cruz, California 95060

TABLE OF CONTENTS	Page No.
1.0 INTRODUCTION	1
2.0 SITE INFORMATION	1
2.1 Physical Setting	1
3.0 SOIL, WATER, AND SOIL GAS FIELD INVESTIGATION.....	4
3.1 Regulatory Liaison, Permitting, and Project Management	4
3.2 Drilling and Soil Sampling	4
3.2.1 Encountered Subsurface Materials.....	4
3.3 Groundwater Sampling.....	5
3.4 Borings for Temporary Soil-Gas Sampling Points	5
3.5 Construction of Soil-Gas Sampling Points	5
3.6 Soil Gas Sampling	5
3.7 Backfilling of Borings	6
4.0 SAMPLE ANALYSIS AND RESULTS	6
4.1 Laboratory Analytical Methods	6
4.2 Soil Analytical Results	6
4.3 Grab Groundwater Analytical Results	7
4.4 Soil Gas Analytical Results	8
4.5 Discussion of Analytical Results.....	8
5.0 UPDATED LTCP DATA GAP ANALYSIS	10
5.1 General Criteria.....	10
5.2 Media-Specific Criteria	11
6.0 CONCLUSIONS AND RECOMMENDATIONS	12
6.1 Conclusions	12
6.2 Recommendations.....	13
7.0 CERTIFICATION AND DISTRIBUTION.....	13
8.0 REFERENCES	14

FIGURES

- Figure 1 – Site Vicinity Map
- Figure 2 – Aerial Photograph of Site Area
- Figure 3 – Detailed Site Map
- Figure 4 – Site Map Showing Current and Historical Sampling Locations
- Figure 5 – Site Map Showing Groundwater Sampling Results

TABLES

- Table 1A – Summary of Current and Historical Soil Analytical Data – Hydrocarbons and VOCs
- Table 1B – Summary of Current and Historical Soil Analytical Data – PAHs
- Table 1C – Summary of Current and Historical Soil Analytical Data – Metals
- Table 2 – Summary of Current and Historical Groundwater Analytical Data
- Table 3 – Summary of Current and Historical Soil Gas Analytical Data

APPENDICES

Appendix A	ACHCSA Directive Letters – April 8, 2016 & May 9, 2016
Appendix B	ACPWA Drilling Permit
Appendix C	Boring Logs
Appendix D	Soil Gas Purge Data Sheets
Appendix E	Soil and Groundwater Lab Data Sheets
Appendix F	Soil Gas Lab Data Sheets

1.0 INTRODUCTION

Almar Environmental (Almar) appreciates the opportunity to work on the 3101 35th Avenue project in Oakland, California (Figures 1 through 3). Almar has been retained by Green Oak Builders to prepare this *Soil, Water, and Soil Gas Investigation* report for the subject site.

On March 24, 2016 Almar prepared a *Soil, Groundwater, and Soil Gas Workplan* for the subject site. The Workplan proposed a series of tasks to further assess the extent of subsurface contamination at the site and adequately characterize the site as it pertains to the requirements contained within the State Water Resources Control Board's (SWRCB's) Low Threat Closure Policy (LTCP). Following review of the Workplan, the Alameda County Environmental Health Department (ACEH) responded with twelve specific technical comments which required further confirmation and/or clarification in their April 8, 2016 Directive Letter (Appendix A). Each of the points were addressed in Almar's *Soil, Groundwater, and Soil Gas Workplan Addendum* dated April 18, 2016. The Workplan and Addendum were subsequently approved by the ACEH in their May 9, 2016 Directive Letter (Appendix A). As such, the investigation was implemented in May and June 2016. The results of the investigation are presented, herein.

2.0 SITE INFORMATION

The project site is located at 3101 35th Avenue in the city of Oakland, California (Figure 1). The site consists of a roughly rectangular property associated with Alameda County Assessor's parcel number 28-951-12-1. The site is located on the northern corner of the intersection of 35th Avenue and School Street. An Aerial Photograph of the Site Area is included as Figure 2 and a detailed Site Map is included as Figure 3.

2.1 Physical Setting

Based on the U.S. Geological Survey Oakland East, California Quadrangle 7.5 Minute Series Topo Map, the subject property is approximately 160 feet (ft) above mean sea level (msl). The topographic slope of the subject property and surrounding areas is generally to the west, towards the San Francisco Bay (Figure 1).

According to the *Geologic Map and Map Database of the Oakland Metropolitan Area, Alameda, Contra Costa, and San Francisco Counties, California*, the site lies upon Pleistocene alluvial fan and fluvial deposits (Qpaf) (Graymer, 1996). Site specific soils, encountered during previous investigations have been identified as predominately Clayey Gravel to Gravelly Clay (CL) of varying consistency and plasticity from the ground surface until the total depths explored (approximately 30 feet bgs) (Almar, 2015). Subsurface soils encountered during this current investigation are described in detail in Section 3.2.1 and depicted on the boring logs (Appendix C).

The nearest surface water to the site is the seasonal Peralta Creek, located approximately 800 feet north and north west of the subject site. The larger San Francisco Bay is located approximately 2.5 miles west of the site (Figure 1). Based upon topography of the area, regional groundwater flow is expected to be to the west/southwest (towards the San Francisco Bay). Site specific groundwater data is unavailable. However, an active leaking underground storage tank case is located directly across School Street from the subject site (Figure 2). The site is a former Exxon Service Station associated with 3055 35th Avenue (ACHSA Case #RO0000271). Significant groundwater studies have been conducted at this site, including over 50 groundwater monitoring events since 1999. During the most recent groundwater monitoring

event conducted at this site, static groundwater was encountered at between 12 and 16 feet bgs and has been shown to consistently flow in a west to west by southwest direction (Weber Hayes, 2015).

2.2 Site History

The subject site appears to have operated as a gasoline service station from at least 1929 until the early 1980s. In the later years the service station was owned and operated by Texaco. Texaco sold the property in 1982. It appears that the USTs associated with the former Texaco station were previously located near the southern corner of the property (Figure 3) and were removed sometime prior to 1982. From the mid 1980s until the late 1990s the site was an auto parts sales and auto glass repair facility. The building and associated canopy appear to have remained unoccupied from at least 1995 until the buildings were demolished in 2014. The property is currently a vacant lot surrounded by a chain link fence.

2.3 Summary of Previous Environmental Investigations

Phase I Environmental Site Assessment (ESA) – January, 2005

On January 31, 2005 as part of a property transfer, a Phase I ESA was prepared for the subject site by Martin & Associates of Oakland, California (Martin). Part of the conclusions of that report found:

“No evidence of (current) storage tanks or pipelines was identified. Former USTs were reportedly removed when gasoline service station activities were discontinued in the early 1980s. No further action or investigation is recommended regarding storage tanks or pipelines at the project.”

Based upon these findings and recommendations, the current property owner proceeded with purchasing the property.

Phase I Environmental Site Assessment (ESA) – October, 2014

On October 3, 2014 a second Phase I ESA, as part of a loan process, was prepared for the subject site by Piers Environmental Services, Inc. of Mill Valley, California (Piers). Part of the conclusions of that report found:

*This assessment has revealed evidence of a **Recognized Environmental Condition (REC)** from the prior use of the Property. The Property operated as a gasoline service station from at least 1929 to 1982, apparently with several generations of tank locations.*

*The gasoline service station closed before environmental regulations existed that required the tanks to be removed and inspected by the regulatory agencies. PIERS was unable to obtain any information concerning tank removals. **Therefore, PIERS recommends performing a geophysical survey in the known tank locations to determine if the tanks have been removed.***

A groundwater monitoring well, MW-6, from an adjacent down-gradient LUST case at 3055 35th Avenue has detected 1,800 parts per billion (ppb) of Total Petroleum Hydrocarbons (TPH) as gasoline and 230 ppb of benzene, significantly above the Water Quality Objective of 1,000 ppb and one ppb, respectively.

PIERS contacted Mr. Keith Nowell of the ACEH regarding the 3055 35th Avenue LUST case and the consultant's claim that, based on well MW-6 in front of the Property, contamination from the

Property was migrating to the 3055 35th site. Therefore, PIERS recommends conducting a limited soil and groundwater site investigation to determine if the gasoline and benzene concentrations detected in well MW-6 are due to an on-site source of contamination from the Property.

A Phase II investigation of soil and groundwater conditions and additional effort to determine if there are any tanks remaining at the Property should be completed.

UST Removal Activities – January, 2015

Based upon the findings of the Piers Phase I ESA, an underground survey of the property was conducted and three (3) 350 gallon USTs were identified on the property. Two of the tanks contained gasoline and were located along the western property boundary, along School Street. The third tank was a waste oil tank located near the center of the property. The tank locations are shown on Figure 3. The tanks were subsequently removed under permit by Environmental Restoration Services of Menlo Park, California (ERS). Confirmation soil samples were collected by ERS from below each of the former tanks and the two associated former pump island locations. Elevated concentrations of Total Petroleum Hydrocarbons as gasoline (TPHg) were detected in soil samples collected from below the former western most pump island (Table 1A and Figure 4). A detailed summary of the tank removal and initial sampling activities is documented in ERS's *Underground Tank Technical Closure Report*.

Interim Remedial Action by Overexcavation – April, 2015

Based upon the findings of the elevated hydrocarbon concentrations documented during the tank removal activities, ERS prepared and implemented an *Interim Remedial Action Workplan* for the subject site. Interim remedial activities consisted of overexcavated hydrocarbon impacted soils in the area of the former dispenser location. In total, approximately 25 cubic yards of non-hazardous petroleum impacted soils were excavated and transported to Newby Island Landfill under non-hazardous manifests. Interim remedial activities are documented in ERS's *Report of Interim Remedial Action*.

Data Gap Investigation Workplan and Site Conceptual Model – June, 2015

On June 25th, 2015 Almar prepared a *Data Gap Investigation Workplan and Site Conceptual Model* for the site. This Workplan identified several data gaps which remained unaddressed prior to the being eligible for closure under the State's Low Threat Closure Policy (LTCP). The Workplan, in addition to presenting an initial site conceptual model for the site, set forth a series of tasks to close those data gaps. The ACEH reviewed the Workplan and issued a directive letter approving the proposed scope of work. As such, the Workplan was implemented in November 2015 (see below).

Soil, Water, and Soil Gas Investigation – November, 2015

On December 4, 2015 Almar prepared a *Soil, Water, and Soil Gas Investigation & Updated LTCP Data Gap Analysis* for the site. This report documented the installation and sampling of three temporary borings for soil and groundwater as well as the installation and sampling of three soil gas sample points. Based upon the results of the investigation, the ACEH requested an additional investigation be conducted to further assess the extent of subsurface contamination at the site and adequately characterize the site as it pertains to the requirements contained within the LTCP. As such, Almar prepared a Workplan and subsequent Workplan Addendum to satisfy these requirements. The Workplan and Addendum were subsequently approved by the ACEH in their May 9, 2016 Directive

Letter (Appendix A). As such, the investigation was implemented in May and June 2016. The details and results of the investigation are presented within the following sections.

3.0 SOIL, WATER, AND SOIL GAS FIELD INVESTIGATION

Field activities involving soil, grab groundwater, and soil gas sampling were performed in May and June, 2015. Almar advanced a total of five (5) temporary borings (DP-6 through DP-10) and collected soil and grab groundwater samples from each of the borings (except DP-7). Additionally, Almar installed and collected soil gas samples from one (1) temporary soil gas sampling point (SG-4). The specific details of the investigation are presented below. All project activities were completed under the direction of a State of California Professional Geologist.

3.1 Regulatory Liaison, Permitting, and Project Management

Almar represented the client with regulatory agencies in meetings and/or communications. A representative of Almar also coordinated, oversaw, and/or conducted all activities detailed in this report. Almar also obtained the appropriate subsurface drilling permit from the Alameda County Public Works Agency (ACPWA) (Appendix B). As required by law, Almar marked the subject property and notified Underground Service Alert (USA) to clear the boring locations of underground utilities prior to drilling activities.

3.2 Drilling and Soil Sampling

Soil borings were advanced by a C-57 licensed driller, under the direction of a licensed State of California Professional Geologist. A Geoprobe™ direct-push sampling rig, capable of continuous core soil sampling, was used to advance the temporary borings. The Geoprobe™ direct-pushed (hammered) a 2-inch diameter steel core barrel to the desired depth at each of the boring locations. The core barrels were lined with clear plastic disposable tubing to facilitate continuous soil coring and soil logging for description. Soils were logged using the United Soil Classification System (USCS). Soil samples were collected at five (5) foot intervals and where contamination was noted in the field (if any).

Soil samples for laboratory analysis were collected by cutting the desired section of disposable plastic tubing, sealing the ends of the tube with Teflon™ tape, and capped. The caps were then sealed with silicone tape, labeled, sealed in individual plastic bags, and placed in a pre-chilled ice chest with ice to remain at 4° Celsius (°C) until they arrived at the lab. A discussion of the soil sampling analytical results is presented in Section 4.2.

3.2.1 Encountered Subsurface Materials

Site specific soils encountered during this investigation were identified as predominately Gravelly Clay to Silty Clay (CL) of varying consistency and plasticity from the ground surface to the total depths explored (30 feet bgs). Additionally, boring DP-9 was advanced through a former tank pit comprised of imported sand fill to a depth of 8 feet bgs. Each of the borings was advanced to 30 feet bgs and allowed to sit open overnight to allow groundwater to seep into the borings. Groundwater slowly recharged into each boring until reaching equilibrium between 16 and 26 feet bgs, with the exception of DP-9 where groundwater reached a static level of 7.55 feet bgs. The groundwater encountered in this boring is likely an isolated perched zone of groundwater that has collected within the former tank pit and not indicative of true groundwater conditions across the site (as encountered in the other borings). It should also be noted that no groundwater recharged into boring DP-7 after 24 hours and therefore, no sample was

collected from this boring. Detailed boring logs depicting the encountered subsurface materials are presented in Appendix C.

3.3 Groundwater Sampling

Once groundwater was encountered in each of the borings, and a sufficient amount was present for sampling, the Macrocore sampler was removed from the boring, and a temporary flush threaded, ¾-inch schedule 40 polyvinyl chloride (PVC) casing was placed within the boring. The bottom cap was flush threaded and the screened casing was 0.010-inch slots. Groundwater samples were then collected from the temporary casing using a peristaltic pump. Each groundwater sample was collected in laboratory supplied EPA Testing Method approved containers, labeled, sealed in individual plastic bags, and placed in a pre-chilled ice chest with ice to remain at 4 degrees Celsius (°C) until they arrive at the lab. A discussion of the groundwater sampling analytical results is presented in Section 4.3.

3.4 Borings for Temporary Soil-Gas Sampling Points

In addition to the borings described above, Almar also advanced one boring (SG-4) and converted the boring into a temporary soil gas sampling point. Each boring was advanced with a Geoprobe™ direct-push sampling rig in the same manner described in Section 3.2. The boring location is shown on Figure 4.

3.5 Construction of Soil-Gas Sampling Points

Following advancement of the soil gas boring, Almar converted the boring into a temporary soil gas sampling point (SG-4). The sampling point was constructed by placing ¼-inch diameter Teflon® tubing attached to a polyethylene vapor implant to 5.0 feet bgs. A sand pack consisting of #2/12 sand was then installed around the implant from 5.5 to 4.5 feet bgs. Approximately 12-inches of dry granular bentonite was placed above the sand pack, followed by a hydrated bentonite seal to the ground surface. The seal was designed to minimize ambient air from the atmosphere from intruding into the area of the polyethylene probe.

3.6 Soil Gas Sampling

On June 1, 2016, Almar conducted the purging and sampling of soil gas sampling point SG-4. The July 2015 Advisory- Active Soil Gas Investigations prepared by California Environmental Protection Agency/Department of Toxic Substances Control (Cal EPA/DTSC), and the Regional Water Quality Control Boards of the Los Angeles (LARWQCB) and San Francisco (SFRWQCB) regions states that, for soil gas wells installed with the direct push method, not to conduct the purging, leak testing and soil gas sampling for at least two hours following vapor probe installation and that finer-grained material may take longer, up to 48 hours, to equilibrate. Because this sample point was installed within the coarse grained sand fill material of a former tank pit Almar allowed at least 24-hours post installation of the soil-gas sampling point for subsurface conditions to equilibrate.

To ensure representative soil gas samples were collected, Almar followed the steps outlined by the CA DTSC in their *Soil Gas Advisory Document* (March 2010). In general, a Helium tracer shroud was used to perform a quantitative leak test while sampling each soil gas point. A sealed chamber was placed over the head of the soil gas point. A minimum 20% Helium in air atmosphere was maintained around the sample train and above the sample point annulus. The soil gas sample was collected using a SUMA® canister supplied by the contracted laboratory. Prior to the collection of the sample, the at least 3 purge volumes of air (soil gas) were removed from the probe and tubing associated with the point. The sampling point was purged using a SUMA® canister (purge canister) attached to a flow meter which, in turn is attached to the Teflon tubing of the soil gas point. The sampling point was purged at a rate of 150

ml/minute. Once the point was purged, a sample collection SUMA[®] canister was attached to the Teflon tubing of the sampling point, the initial negative pressure of the canister measured (and recorded), and soil gas was delivered to the canister from the well until a negative pressure of about five-inches of Hg is noted on the vacuum gauge on the sample collection SUMA[®] canister. All vacuum readings were documented on the chain of custody record and are shown on the soil gas purge data sheets (Appendix D). A discussion of the soil gas sampling analytical results is presented in Section 4.4.

3.7 Backfilling of Borings

Once all soil, grab groundwater, and soil gas samples were collected from the borings, each boring was backfilled from the bottom of the boring to ground surface with neat cement grout. The neat cement grout was composed of a mix consistency of one 94 pound bag of Portland cement to five gallons of water. As required in the drilling permit, the grouting operations were witnessed by a representative of the ACPWA.

4.0 SAMPLE ANALYSIS AND RESULTS

During the drilling activities, soil, grab groundwater, and soil gas samples for laboratory analysis were collected in the methods described in Sections 3.2, 3.3, and 3.6, respectively. The analytical results are summarized in the following sections.

4.1 Laboratory Analytical Methods

Soil and Groundwater Samples

Once all soil and groundwater samples were collected and appropriately packed, they were transported by courier observing chain-of-custody procedures to BC Laboratories, Inc. (State of California-certified testing laboratory #1186) for analysis. Select soil and groundwater samples were analyzed for Total Petroleum Hydrocarbons as gasoline (TPHg) and the full suite of VOCs by EPA Test Method 8260b, Total Petroleum Hydrocarbons as diesel (TPHd) and motor oil (TPHmo) by EPA Test Method 8015B/FFP, semi-volatile organic compounds (SVOCs) by EPA Test Method 8270c, and the LUFT 5 metals (cadmium, chromium, lead, nickel, and zinc) by EPA Test Method 6010.

Soil Gas Samples

Once the soil gas sample was collected, it was transported, observing formal chain-of-custody (COC) procedures to Curtis & Tompkins, Ltd. (State of California-certified testing laboratory #2896) for analysis. The soil gas sample was analyzed for VOCs (including PCE) by EPA Test Method TO-15, gasoline range organics (TPHg) by EPA Test Method TO-3, and the fixed gases Oxygen and Helium by ASTM D1946.

4.2 Soil Analytical Results

A total of twelve (12) soil samples were submitted for laboratory analysis. A summary of the current and historical soil sampling results is presented in Tables 1A through 1C. The complete laboratory data sheets are presented in Appendix E and summarized as follows:

- **TPHg** was detected above laboratory detection limits 2 of the 12 samples submitted for analysis at concentrations of 3.0 mg/Kg and 1.0 mg/Kg in samples DP-9d8.0 and DP-9d15.0, respectively;
- **TPHd** was not detected above laboratory detection limits (<10.0 mg/Kg) in any of the samples submitted for analysis during this investigation;
- **TPHmo** was detected above laboratory detection limits in one of the samples submitted for analysis at a concentration of 42 mg/Kg in sample DP-6d5.0;

- **Benzene** was not detected above laboratory detection limits (<0.005 mg/Kg) in any of the 12 samples submitted for analysis during this investigation;
- **Toluene** was not detected above laboratory detection limits (<0.005 mg/Kg) in any of the 12 samples submitted for analysis during this investigation;
- **Ethylbenzene** was not detected above laboratory detection limits (<0.005 mg/Kg) in any of the 12 samples submitted for analysis during this investigation;
- **Xylenes** (total) were not detected above laboratory detection limits (<0.010 mg/Kg) in any of the 12 samples submitted for analysis during this investigation;
- **MtBE** was not detected above laboratory detection limits (<0.005 mg/Kg) in any of the 12 samples submitted for analysis during this investigation;
- **Naphthalene** was not detected above laboratory detection limits (<0.005 mg/Kg) in any of the 12 samples submitted for analysis during this investigation;
- **TBA** was not detected above laboratory detection limits (<0.050 mg/Kg) in any of the 12 samples submitted for analysis.
- **No other VOCS** (including PCE) were detected above laboratory detection limits in any of the 12 samples submitted for analysis.
- **No SVOCS** (including PAHs) were detected above laboratory detection limits in any of the samples submitted for analysis.
- **Cadmium** (Cd) was not detected above laboratory detection limits in any of the samples submitted for analysis.
- **Chromium** (Cr) was detected above laboratory detection limits each of 5 samples submitted for analysis at concentrations ranging from 51 mg/Kg (DP-6d10.0) to 57 mg/Kg (DP-7d10.0);
- **Lead** (Pb) was detected above laboratory detection limits each of 5 samples submitted for analysis at concentrations ranging from 6.7 mg/Kg (DP-6d5.0) to 11 mg/Kg (DP-7d5.0);
- **Nickel** (Ni) was detected above laboratory detection limits each of 5 samples submitted for analysis at concentrations ranging from 67 mg/Kg (DP-6d5.0) to 91 mg/Kg (DP-7d5.0); and
- **Zinc** (Z) was detected above laboratory detection limits each of 5 samples submitted for analysis at concentrations ranging from 92 mg/Kg (DP-6d5.0) to 110 mg/Kg (DP-7d10.0).

4.3 Grab Groundwater Analytical Results

A summary of the laboratory analysis of the grab groundwater samples is presented in Table 2. The complete laboratory data sheets are presented in Appendix E. A brief summary of the analytical data is as follows:

- **TPHg** was detected in two of the four samples submitted for analysis at concentrations ranging from 57 µg/L (DP-8) to 330 µg/L (DP-9);
- **Benzene** was detected in two of the four samples submitted for analysis at concentrations ranging from 3.3 µg/L (DP-8) to 3.4 µg/L (DP-9);
- **Toluene** was not detected above laboratory detection limits in any of the samples submitted for analysis during this current investigation;
- **Ethylbenzene** was detected in two one of the four samples submitted for analysis at concentrations ranging from 1.9 µg/L (DP-8) to 2.5 µg/L (DP-9);
- **Xylenes** (total) were not detected above laboratory detection limits (<1.0 µg/L) in any of the samples submitted for analysis during this current investigation;
- **MtBE** was not detected above laboratory detection limits (<0.50 µg/L) in any of the samples submitted for analysis;
- **Naphthalene** was not detected above laboratory detection limits (<0.50 µg/L) in any of the samples submitted for analysis;

- **PCE** was not detected above laboratory detection limits (<0.50 µg/L) in any of the samples submitted for analysis;
- **Other VOCs** of concern were not detected above laboratory detection limits in any of the samples submitted for analysis; and
- **LUFT 5 metals** were not detected above laboratory detection limits in any of the samples submitted for analysis.

4.4 Soil Gas Analytical Results

One soil gas sample (SG-4) was collected and submitted for laboratory analysis. A summary of the soil vapor sampling analytical laboratory results is presented in Table 3 and the complete laboratory data sheets are presented in Attachment F. A brief summary of the analytical data is presented as follows:

- **O₂** was reported in SG-4 at a mol % concentration of 17%;
- **Helium** was not reported in SG-4 above the laboratory detection limit of 0.21 mol%. This indicates that no breakthrough occurred the sample is valid;
- **TPHg (C₆-C₁₂)** was reported in SG-4 at a concentration of 4,200 µg/m³;
- **Benzene** was not reported in SG-4 above the laboratory detection limit of 3.4 µg/m³;
- **Toluene** was reported in SG-4 at a concentration of 4.4 µg/m³;
- **Ethylbenzene** was not reported in SG-4 above the laboratory detection limit of 4.8 µg/m³;
- **Xylenes (total)** were not reported in SG-4 above the laboratory detection limit of 4.6 µg/m³;
- **Naphthalene** was not reported in SG-4 above the laboratory detection limit of 22 µg/m³;
- **PCE** was reported in SG-4 at a concentration of 310 µg/m³; and
- No other contaminants of concern (COCs) were reported above laboratory detection limits in soil gas sample SG-4.

4.5 Discussion of Analytical Results

The purpose of this investigation was to 1.) Further define the extent of contaminants of concern in subsurface soils and groundwater identified in previous investigation, 2.) Determine if subsurface soils and groundwater have been impacted by the presence of subsurface hydraulic lifts formerly located near the northern property line, and 3.) Confirm the presence of PCE in soil vapor, previously detected in samples collected from the sand filled former tank pit. Each of these points are addressed, as follows:

Soil Results

A total of 12 soil samples were collected and submitted for laboratory analysis as part of this current investigation. Based upon the analytical results and review of historical records, the main contaminant of concern (CoC) at the site appears to be TPHg, as relatively low concentrations (up to 3.2 mg/Kg) were detected in two of the 12 samples submitted for analysis. This is consistent with historical sampling data which showed the highest post interim remediation CoC to also be TPHg (up to 110 mg/Kg) in shallow soils near the former dispenser islands (Table 1A). Each of the detected concentrations of TPHg found during this current investigation were from samples collected below the former Texaco tank pit (boring DP-9) at depths of 8 and 15 feet bgs. It should also be noted that during both this current and in historical investigations, no VOCs (including BTEX, MtBE, Naphthalene, TBA, and PCE) have been detected at concentrations exceeding residential Environmental Screening Levels (ESLs) or recommended LTCP levels in any soil sample submitted for analysis (Tables 1A through 1C). The main source of contamination at the site appears to be the former pump island located near the southwest property line (and to a lesser extent the former Texaco tank pit). Based upon both current and historical

soil sampling results, the vertical and lateral extent of CoCs in subsurface soils appear to be fully defined and contamination does not exist at concentrations exceeding either ESLs or recommended LTCP values.

Groundwater Results

A total of four grab groundwater samples were collected and submitted for laboratory analysis as part of this current investigation. Based upon the current analytical results and a review of historical data (Table 2), groundwater at the subject site appears to be slightly impacted with TPHg, BTEX compounds, and naphthalene. During this current investigation, benzene was the only CoC detected in groundwater at concentrations exceeding the Tier 1 residential ESL of 1.0 µg/L for shallow groundwater.

As illustrated on Figure 2, two active LUST cases are located in the immediate vicinity of the subject site. The first is a former Exxon service station associated with 3055 35th Avenue (LUST case #RO0000271) located directly downgradient (i.e. southwest) of the subject site. The second is an active Quickstop fuel service station associated with 3130 35th Avenue (LUST case #RO0003209) located directly cross-gradient (i.e. southwest) of the subject site. The Quickstop is a newly opened case, and as of the time this report was prepared, no environmental investigations have occurred on this property that Almar is aware of. However, during the most recent semi-annual sampling event of groundwater monitoring wells associated with the Exxon site, elevated concentrations of TPHg, BTEX compounds and TBA were detected in offsite wells MW-5 and MW-6 (see Figure 5). MW-6, in particular, is located directly downgradient from the subject site and is less than 25 feet from historical on-site temporary boring DP-5 and approximately 15 feet from DP-3. The elevated concentrations of VOCs detected in this well (specifically benzene and TBA) do not coincide with the concentrations detected in boring DP-3 and DP-5. Furthermore, no elevated concentrations of VOCs were detected in soil samples collected from the site during this investigation. This indicates that the elevated concentrations of VOCs in MW-6 and MW-5 are either from upgradient flow from the release associated with the former Exxon station or possibly from an, as of yet, unconfirmed release associated with the QuikStop station. Based upon the concentrations and flow direction, it seems most likely that the source of the majority of these groundwater contaminants is the QuikStop service station. Even so, the groundwater contaminate plume emanating from the subject site appears to be defined in the downgradient direction by wells RW-13 and RW-14 located on the former Exxon Station property and is less than 100 feet in length (Figure 6).

Soil Gas Results

During this current investigation one soil gas sample (SG-4) was collected and submitted for laboratory analysis as part of this investigation. The purpose of this sampling was to confirm the results of the previous soil gas sampling event conducted in November, 2015. Specifically, to confirm the presence of PCE in soil gas, which was detected in sample SG-3 at a concentration of 160 µg/m³. The results of this current sampling event confirmed the results of the previous sampling, as PCE was detected at a similar concentration of 310 µg/m³ in SG-4. This detected concentration is slightly above the ESL of 240 µg/m³ for vapor intrusion human health concerns (RWQCB, Feb. 2016 – Table SG-1) but below the California Human Health Screening Level (CHHSL) of 470 µg/m³.

5.0 UPDATED LTCP DATA GAP ANALYSIS

Based upon the results of this investigation, and review of historical investigations, Almar believes this case may potentially qualify for closure under the State Water Resource Control Board's (SWRCB's) Low Threat Closure Policy (LTCP). In order for the case to qualify for closure, all general and media-specific criteria of the policy must be met. In the following sections each criteria of the LTCP is addressed.

5.1 General Criteria

There are eight specific general criteria (identified as a through h) of the LTCP that must be satisfied prior to closure. The following is a list of each of these eight criteria and whether they have been satisfied or not:

- a. The unauthorized release is located within the service area of a public water system.
 - **Yes**, this criteria has been met.
- b. The unauthorized release consists only of petroleum.
 - **Yes**, this criteria has been met. The main constituent of concern (COC) appears to be TPHg and, to a lesser extent, benzene. It should be noted, however, that PCE (a chlorinated solvent) was also detected in soil gas at the site. See Section 4.5 for further discussion of this detection.
- c. The unauthorized ("primary") release from the UST system has been stopped.
 - **Yes**, this criteria has been met. All known USTs and associated pipes and appurtenant structures have been removed.
- d. Free product has been removed to the maximum extent practicable.
 - **Yes**, this criteria appears has been met. No free product was encountered during tank removal activities or during this soil and water investigation.
- e. A conceptual site model that assesses the nature, extent, and mobility of the release has been developed.
 - **Yes**, an initial site conceptual model (SCM) was prepared for the site. The SCM was prepared and presented as part of Almar's *Data Gap Investigation Workplan and Site Conceptual Model* document. A copy of this document can be found on file with the ACHCSA and online within the SWRCB's Geotracker database at the following link:
http://geotracker.waterboards.ca.gov/esi/uploads/geo_report/1214311718/T1000006539.PDF
- f. Secondary source has been removed to the extent practicable.
 - **Yes**, this criteria appears has been met. "Secondary source" is defined as petroleum-impacted soil or groundwater located at or immediately beneath the point of release from the primary source. Based upon the results of this investigation, little or no secondary source remains in the subsurface soils and groundwater at the site.
- g. Soil and groundwater have been tested for MtBE and results reported in accordance with Health and Safety Code section 25296.15.
 - **Yes**, this criteria appears has been met. Soil and groundwater samples collected during this current investigation were tested for MtBE. MtBE was not detected above laboratory test limits in any of the samples submitted for analysis (Tables 1 through 3).

- h. Nuisance as defined by Water Code section 13050 does not exist at the site.
- **Yes**, this criteria appears has been met, as no nuisances as defined by the policy are known to exist at the site.

5.2 Media-Specific Criteria

To simplify implementation, the LTCP has identified three media-specific criteria which must be addressed and satisfied. The three media-specific criteria are: 1.) Groundwater, 2.) Vapor Intrusion to Indoor Air, and 3.) Direct Contact and Outdoor Air Exposure. Each of these three criteria are addressed below.

1.) Groundwater-Specific Criteria

To satisfy the media-specific criteria for groundwater, the contaminant plume that exceeds water quality objectives must be stable or decreasing in areal extent, and meet all of the additional characteristics of one of the five classes of groundwater sites listed in the LTCP. Which of the five classes the site falls under is determined by plume length, free product status, the location of the nearest water supply well or surface water body, and the dissolved concentrations of benzene and MtBE. Based upon the results of this current investigation the site appears to meet groundwater criteria scenario 1 because:

- A.) The contaminant plume that exceeds water quality objectives appears to be less than 100 feet (as defined by offsite downgradient well RW-14, see Figure 6),
- B.) There in no free product, and
- C.) The nearest existing water supply well or surface water body is greater than 250 feet away.

2.) Petroleum Vapor Intrusion to Indoor Air

Exposure to petroleum vapors migrating from soil or groundwater to indoor air may pose unacceptable human health risks. Because buildings for human occupancy (residential) are reasonably expected to be constructed in the future, the vapor intrusion risks to indoor air must be addressed. These vapor intrusion concerns were addressed as part of this current investigation. Based upon the results, the site appears to meet the criteria of Scenario 4 (Appendix 4) of the LTCP. The site meets this criteria because: 1.) a bioattenuation zone (as defined by the LTCP) is present and 2.) all measured soil gas concentrations are less than the minimum required concentrations for benzene, ethylbenzene, and naphthalene (see Table 4). Therefore, this media-specific criteria has been met.

3.) Direct Contact and Outdoor Air Exposure

The LTCP describes conditions where direct contact with contaminated soil or inhalation of contaminants volatized to outdoor air poses a low threat to human health. Table 1 of the LTCP describes concentrations of constituents (specifically, benzene, ethylbenzene, naphthalene, and PAHs) in soil that will have no significant risk of adversely affecting human health. A total of 15 soil samples from various depths were collected during this current investigation and analyzed for the contaminants of concern. 19 additional historical soil samples were collected during previous investigations at the site. None of the subsurface samples were found to contain concentrations exceeding those described in Table 1 of the LTCP (see tables 1A, 1B, and 2). Therefore, this condition of the LTCP has been satisfied.

6.0 CONCLUSIONS AND RECOMMENDATIONS

6.1 Conclusions

The following conclusions are based upon review of historical environmental reports, interpretation of analytical data, and field measurements collected during November 2015:

- The main source of contamination at the site appears to be the former pump island located near the southwest property line (and to a lesser extent the former Texaco tank pit). Based upon both current and historical soil sampling results, the vertical and lateral extent of CoCs in subsurface soils appear to be fully defined and contamination does not exist at concentrations exceeding either ESLs or recommended LTCP values.
- Little (if any) secondary source appears to remain in the subsurface at the subject site. This indicates that secondary source has been removed to the extent practical.
- Shallow groundwater at the subject site appears to be minimally impacted with TPHg, BTEX compounds, and naphthalene. The length of the contaminant plume appears to be less than 100 feet as it is bounded by down gradient offsite well RW-14 (associated with the former Exxon Service station located at 3055 35th Avenue).
- A total of four soil gas samples were collected during this current and historical investigation at the site. For LTCP purposes, the results of the soil gas sampling indicate a 5 foot bioattenuation zone is present at the site because benzene concentrations in groundwater are less than 100 µg/L (LTCP: Appendix 3 -Scenario 3). All detected soil gas concentrations were below LTCP established concentrations for potential residential properties where a bioattenuation zone is present.
- The site appears to meet all eight (identified as a through h) of the general criteria of the LTCP.
- The site appears to meet the media-specific criteria of the LTCP for petroleum vapor intrusion to indoor air.
- The site appears to meet the media-specific criteria of the LTCP for direct contact and outdoor air exposure.
- The site appears to meet media-specific criteria of the LTCP for groundwater (Scenario 1).
- PCE was confirmed to exist in soil gas collected from the former Texaco tank pit, located near the southern property boundary. During this current sampling event PCE was detected at a concentration slightly above the ESL of 240 µg/m³ for vapor intrusion human health concerns but below the California Human Health Screening Level (CHHSL) of 470 µg/m³. The source of this contaminant is likely the USTs that were removed from this area of the site in the early 1980s. However, it should be noted that PCE has never been detected above laboratory detection limits in any soil or groundwater samples collected from the site.
- Based upon analysis of samples collected from borings DP-6 and DP-7, subsurface soils and groundwater do not appear to have been adversely impacted by underground hoists previously located near the northeast property boundary.

6.2 Recommendations

Based on the data collected during this investigation and the above conclusions, Almar makes the following recommendations:

- The fuel release case should be reviewed by the local oversight agency for case closure under the RWQCB's Low Threat Closure Policy.
- Plans are in place to redevelop the subject site into a multi tenant commercial/residential property. To prevent against the vapor intrusion of PCE in soil gas to indoor air, a vapor barrier should be installed below the proposed concrete slab floor of the new development.

7.0 CERTIFICATION AND DISTRIBUTION

To the best of our knowledge, all statements made in this Report are true and correct. This report is based on data provided by the client and others, site conditions observed, samples collected and analytical data. No warranty whatsoever is made that this report addresses all contamination found on the site.

Respectfully submitted,



Forrest N. Cook
Owner/Principal Scientist
Almar Environmental
California Professional Geologist #8201 (exp 9/16)

cc:

Mr. Keith Nowell
Alameda County Health Care Services Agency
1131 Harbor Bay Parkway, Ste. 250
Alameda, CA 94502-6577
keith.nowell@acgov.org

8.0 REFERENCES

Almar Environmental. March 24, 2016. *Soil, Groundwater, and Soil Gas Workplan*. 3101 35th Avenue, Oakland, California.

Almar Environmental. April 18, 2016. *Soil, Groundwater, and Soil Gas Workplan Addendum*. 3101 35th Avenue, Oakland, California.

Environmental Restoration Services. January 27, 2015. *Underground Tank Technical Closure Report*. 3101 35th Avenue, Oakland, California.

Environmental Restoration Services. May 6, 2015. *Report of Interim Remedial Action*. 3101 35th Avenue, Oakland, California.

Graymer, R.W. 1996. *Geologic Map and Map Database of the Oakland Metropolitan Area, Alameda, Contra Costa, and San Francisco Counties, California*. U.S. Geological Survey, Menlo Park, CA.

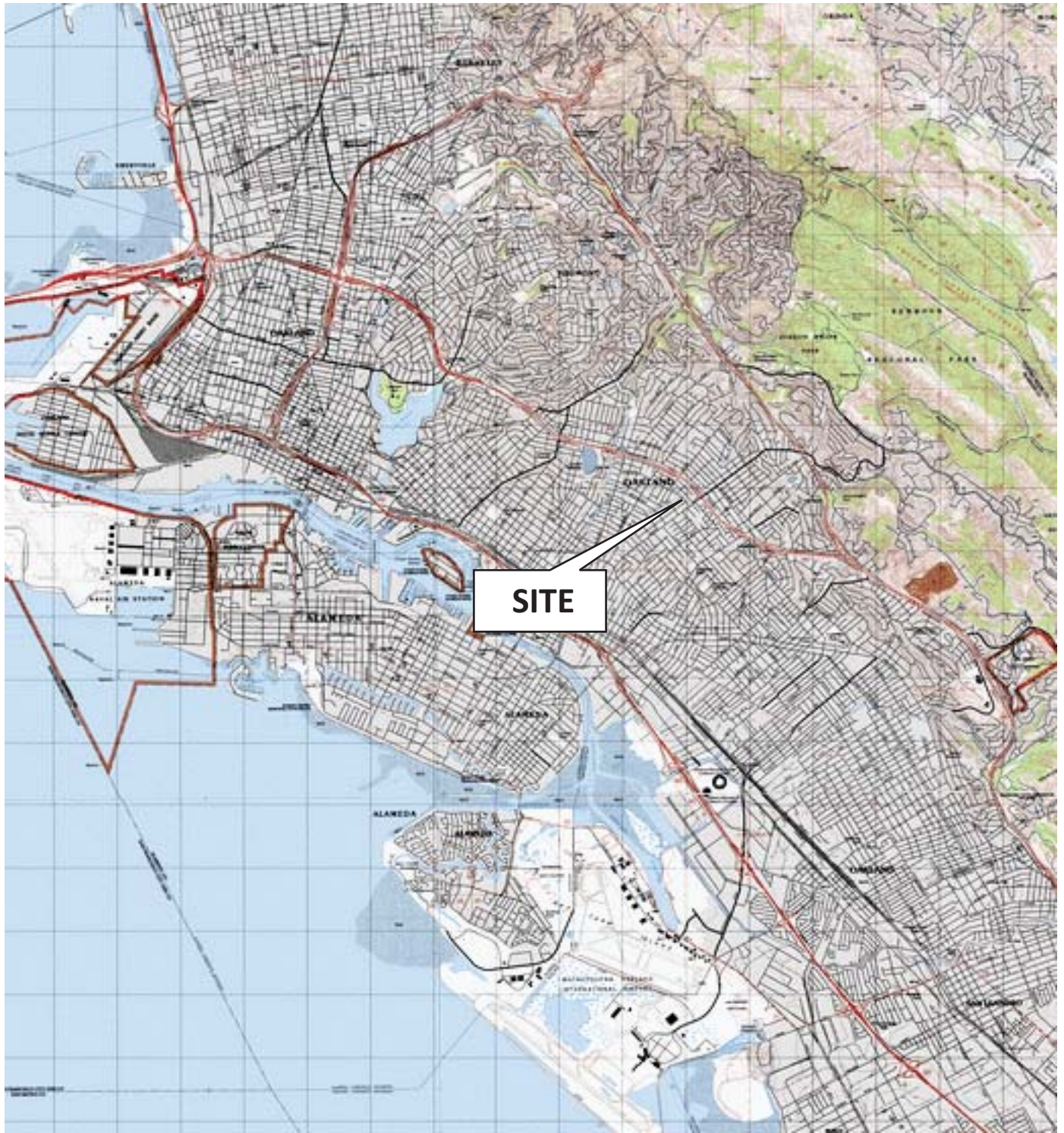
Martin & Associates. January 31, 2005. *Phase I Environmental Site Assessment for 3101 35th Avenue, Oakland, California*.

Piers Environmental Services, Inc. October 2014. *Phase I Environmental Site Assessment for 3101 35th Avenue, Oakland, California*.


United States Department of the Interior Geologic Survey (USGS). 1954, Revised 1994. Oakland East, California 7.5-Minute Quadrangle.

Weber Hayes & Associates. May 14, 2013. *Quarterly Groundwater Monitoring Report*. Former Exxon Station, 3055 35th Avenue, Oakland, California.

FIGURES



SOURCE: USGS 1:24,000 SCALE SERIES OAKLAND EAST, CA QUAD



3101 35th AVENUE
OAKLAND, CALIFORNIA


SITE VICINITY TOPO MAP

FIGURE

1



SOURCE: Google Earth, 2015

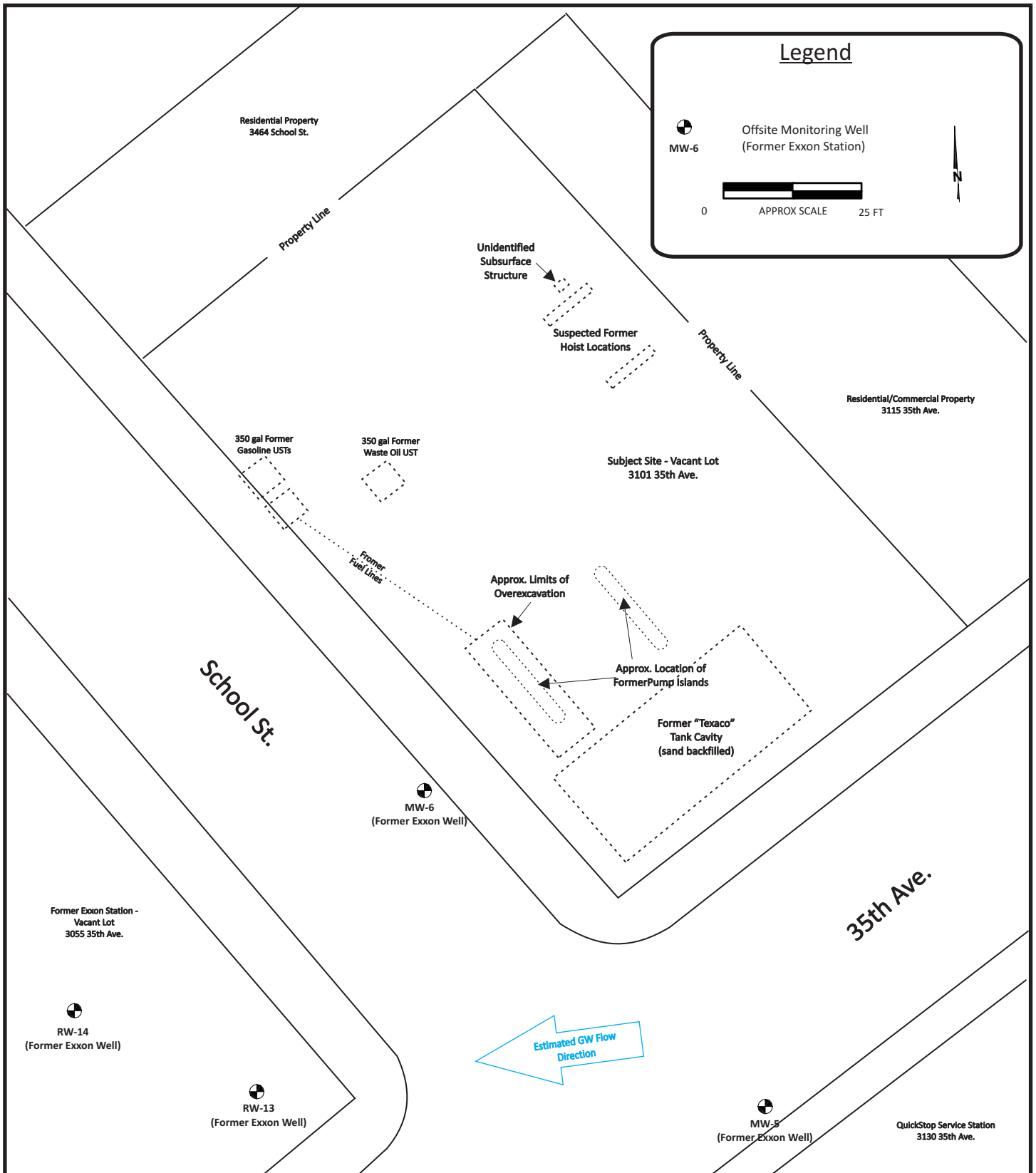


3101 35th AVENUE
OAKLAND, CALIFORNIA

AERIAL PHOTOGRAPH
OF SITE AREA

FIGURE

2



Legend

Offsite Monitoring Well
 (Former Exxon Station)

0 APPROX SCALE 25 FT

N

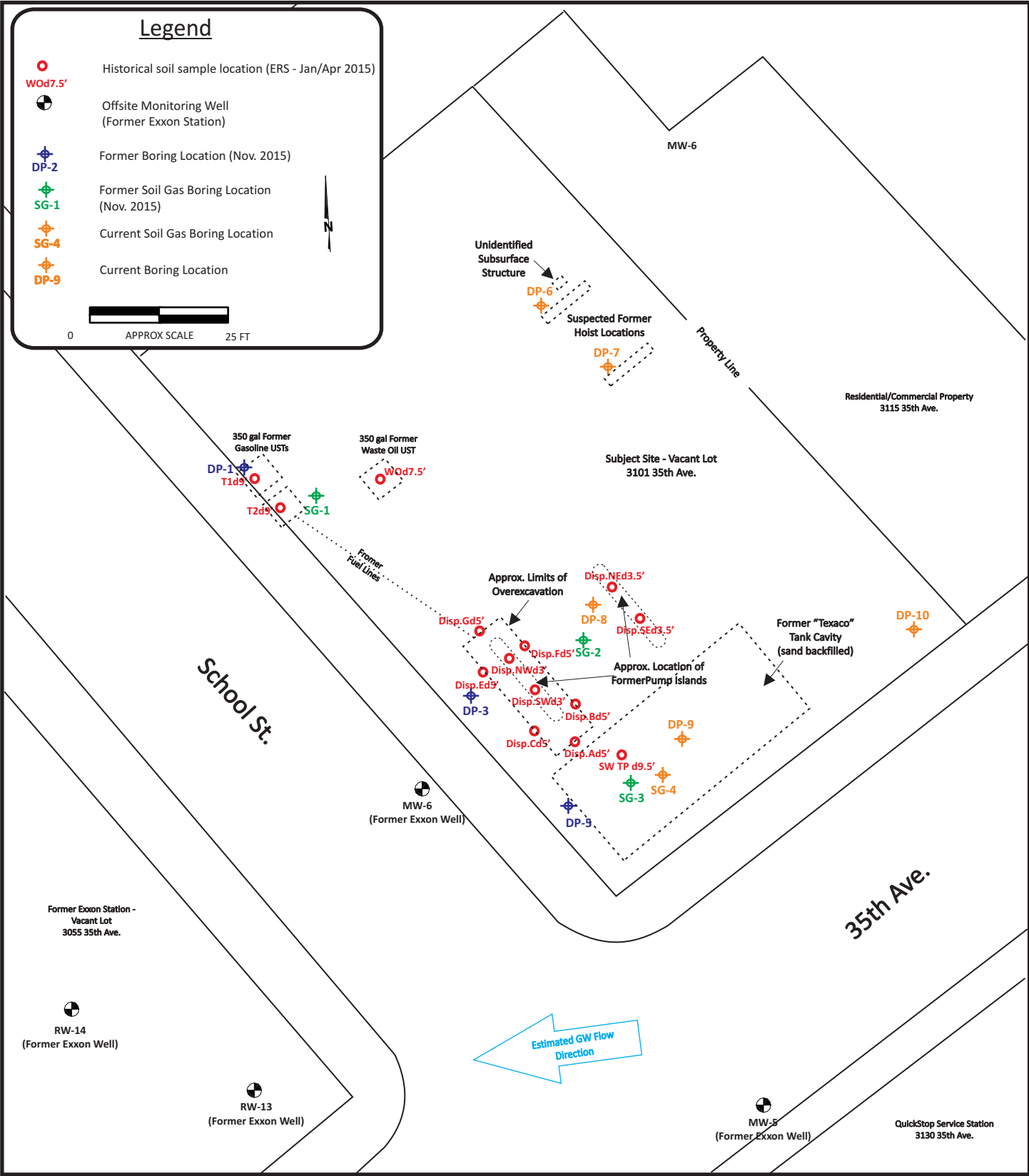


**3101 35th AVENUE
 OAKLAND, CALIFORNIA**

DETAILED SITE MAP

FIGURE

3



3101 35th AVENUE
OAKLAND, CALIFORNIA

SITE MAP SHOWING CURRENT AND
HISTORICAL BORING LOCATIONS

FIGURE

4

Legend

- Offsite Monitoring Well (Former Exxon Station)
- Former Boring Location (Nov. 2015)
- Former Soil Gas Boring Location (Nov. 2015)
- Current Soil Gas Boring Location
- Current Boring Location



DP-1 (11/3/15)

TPHg =	ND<50 ug/L
B =	ND<0.50 ug/L
T =	0.11 ug/L
E =	ND<0.50 ug/L
X =	ND<1.0 ug/L
MtBE =	ND<0.50 ug/L
Napth =	ND<0.50 ug/L
TBA =	ND<10 ug/L

DP-3 (11/3/15)

TPHg =	1,000 ug/L
B =	19 ug/L
T =	1.1 ug/L
E =	34 ug/L
X =	5.1 ug/L
MtBE =	ND<0.50 ug/L
Napth =	7.2 ug/L
TBA =	ND<10 ug/L

DP-6 (6/1/16)

TPHg =	ND<50 ug/L
B =	ND<0.50 ug/L
T =	ND<0.50 ug/L
E =	ND<0.50 ug/L
X =	ND<1.0 ug/L
MtBE =	ND<0.50 ug/L
Napth =	N<0.50 ug/L
T B A =	N A

DP-8 (6/1/16)

TPHg =	57 ug/L
B =	3.3 ug/L
T =	ND<0.50 ug/L
E =	1.9 ug/L
X =	ND<1.0 ug/L
MtBE =	ND<0.50 ug/L
Napth =	ND<0.50 ug/L
T B A =	N A

DP-10 (6/1/16)

TPHg =	ND<50 ug/L
B =	ND<0.50 ug/L
T =	ND<0.50 ug/L
E =	ND<0.50 ug/L
X =	ND<1.0 ug/L
MtBE =	ND<0.50 ug/L
Napth =	N<0.50 ug/L
T B A =	N A

DP-9 (6/1/16)

TPHg =	330 ug/L
B =	3.4 ug/L
T =	ND<0.50 ug/L
E =	2.5 ug/L
X =	ND<1.0 ug/L
MtBE =	ND<0.50 ug/L
Napth =	ND<0.50 ug/L
T B A =	N A

DP-5 (11/3/15)

TPHg =	3,700 ug/L
B =	2.2 ug/L
T =	1.5 ug/L
E =	1.4 ug/L
X =	5.5 ug/L
MtBE =	ND<0.50 ug/L
Napth =	2.6 ug/L
TBA =	ND<10 ug/L

MW-6 (7/15/15)

TPHg =	3,300 ug/L
B =	89 ug/L
T =	2.1 ug/L
E =	2.1 ug/L
X =	2.8 ug/L
MtBE =	ND<0.50 ug/L
Napth =	NA ug/L
TBA =	19 ug/L

MW-5 (7/15/15)

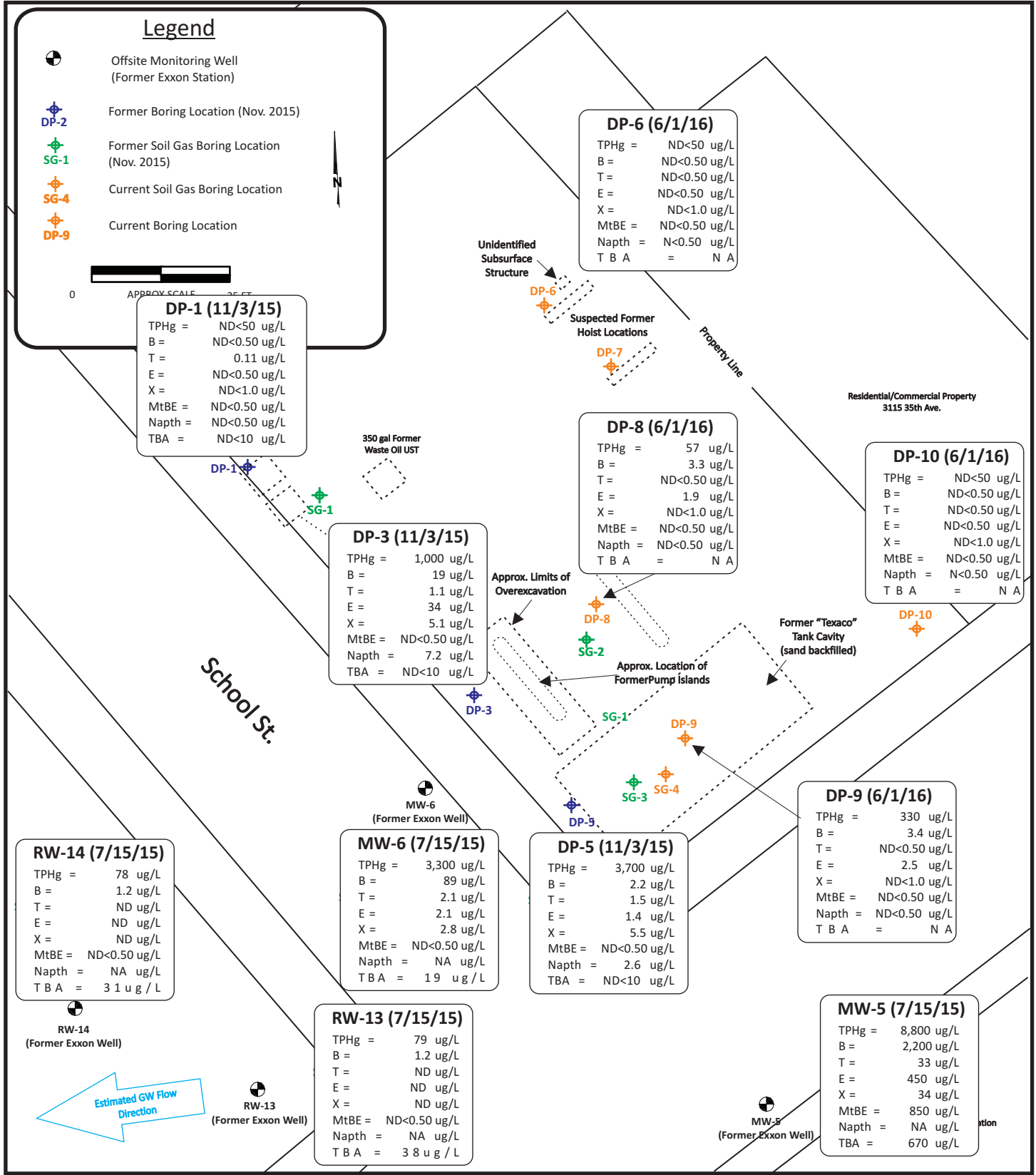
TPHg =	8,800 ug/L
B =	2,200 ug/L
T =	33 ug/L
E =	450 ug/L
X =	34 ug/L
MtBE =	850 ug/L
Napth =	NA ug/L
TBA =	670 ug/L

RW-13 (7/15/15)

TPHg =	79 ug/L
B =	1.2 ug/L
T =	ND ug/L
E =	ND ug/L
X =	ND ug/L
MtBE =	ND<0.50 ug/L
Napth =	NA ug/L
TBA =	3.8 ug/L

RW-14 (7/15/15)

TPHg =	78 ug/L
B =	1.2 ug/L
T =	ND ug/L
E =	ND ug/L
X =	ND ug/L
MtBE =	ND<0.50 ug/L
Napth =	NA ug/L
TBA =	3.1 ug/L

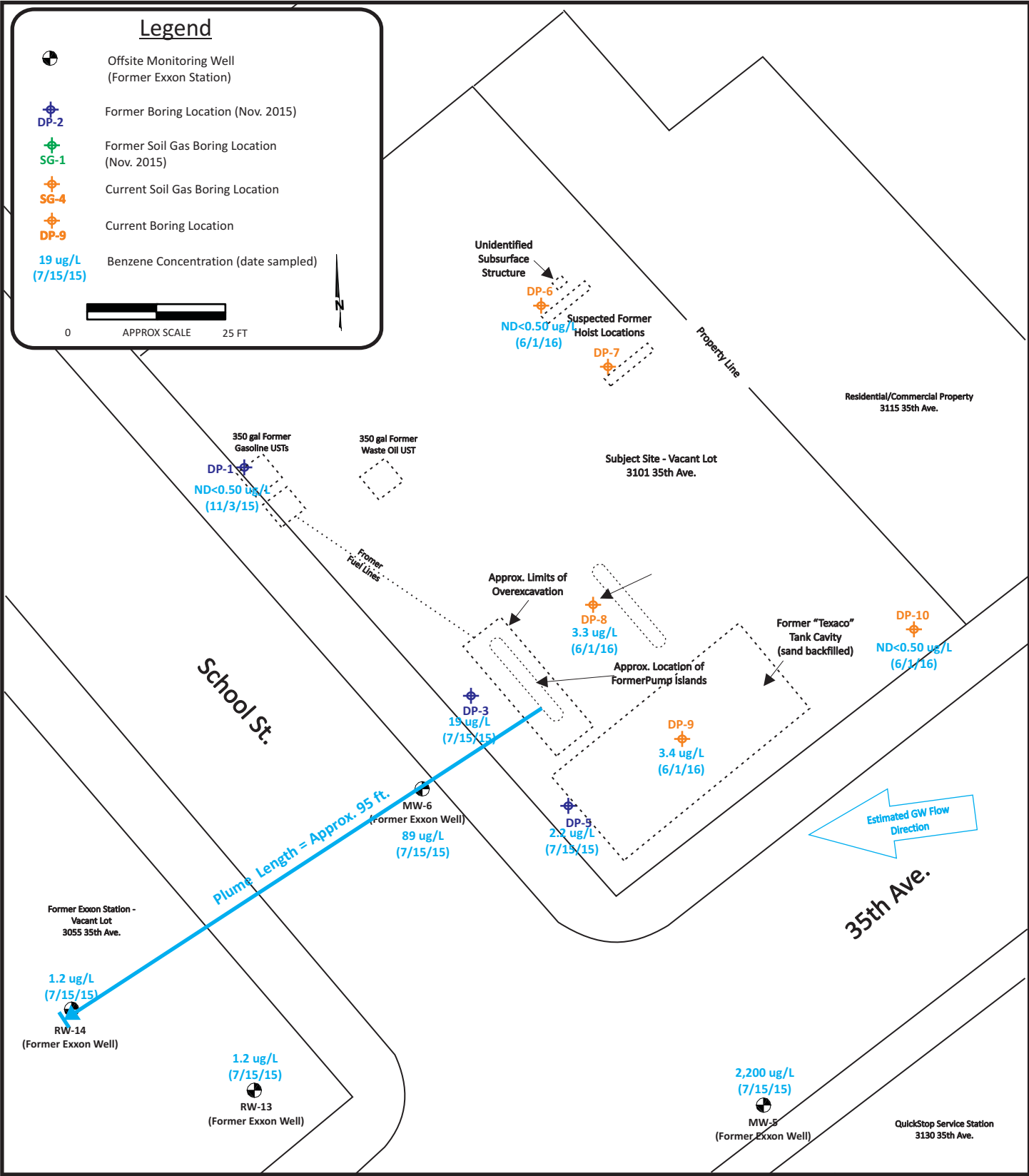


3101 35th AVENUE
OAKLAND, CALIFORNIA

FIGURE

SITE MAP SHOWING GROUNDWATER
SAMPLING RESULTS

5



3101 35th AVENUE
OAKLAND, CALIFORNIA

PLUME LENGTH DETERMINATION
BASED UPON BENZENE CONCENTRATIONS
IN GROUNDWATER

FIGURE

6

TABLES

TABLE 1A
SUMMARY OF CURRENT AND HISTORICAL SOIL ANALYTICAL DATA - Hydrocarbons and VOCs
3101 35th Avenue
Oakland, California

Sample ID	Sample Depth (ft.)	Sample Date	TPHg (mg/Kg)	TPHd (mg/Kg)	TPHmo (mg/Kg)	B (mg/Kg)	T (mg/Kg)	E (mg/Kg)	X (mg/Kg)	MtBE (mg/Kg)	Naph. (mg/Kg)	TBA (mg/Kg)	Other VOCs (mg/Kg)
WO d 7.5'	7.5	01/27/15	ND<0.25	ND<1.0	ND<1.0	ND<0.005	ND<0.005	ND<0.005	ND<0.005	ND<0.005	ND<0.010	---	All ND
T1 d 9'	9.0	01/27/15	ND<0.25	---	---	ND<0.005	ND<0.005	ND<0.005	ND<0.005	ND<0.005	---	---	All ND
T2 d 9'	9.0	01/27/15	ND<0.25	---	---	ND<0.005	ND<0.005	ND<0.005	ND<0.005	ND<0.005	---	---	All ND
Disp. SW d 3'	3.0	01/27/15	230	---	---	ND<0.005	ND<0.005	ND<0.005	ND<0.005	ND<0.005	---	---	All ND
Disp. NW d 3'	3.0	01/27/15	850	---	---	ND<0.005	ND<0.005	ND<0.005	ND<0.005	ND<0.005	---	---	All ND
Disp. SE d 3.5'	3.5	01/27/15	ND<0.25	---	---	ND<0.005	ND<0.005	ND<0.005	ND<0.005	ND<0.005	---	---	All ND
Disp. NE d 3'	3.0	01/27/15	ND<0.25	---	---	ND<0.005	ND<0.005	ND<0.005	ND<0.005	ND<0.005	---	---	All ND
SW TP d 9.5'	9.5	01/27/15	180	---	---	ND<0.005	ND<0.005	ND<0.005	ND<0.005	ND<0.005	---	---	All ND
Dispenser SP	stopckpile	01/27/15	ND<0.25	---	---	ND<0.005	ND<0.005	ND<0.005	ND<0.005	ND<0.005	---	---	All ND
Main TP SP	Stockpile	01/27/15	ND<0.25	---	---	ND<0.005	ND<0.005	ND<0.005	ND<0.005	ND<0.005	---	---	All ND
WO SP	Stockpile	01/27/15	32	84	360	ND<0.005	ND<0.005	ND<0.005	ND<0.005	ND<0.005	0.71	---	All ND
Disp.Ad5'	5.0	04/16/15	46	---	---	ND<0.005	ND<0.005	ND<0.005	0.069	ND<0.05	---	---	---
Disp.Bd4'	4.0	04/16/15	1.1	---	---	ND<0.005	ND<0.005	ND<0.005	ND<0.050	ND<0.05	---	---	---
Disp.Cd5'	5.0	04/16/15	77	---	---	ND<0.001	ND<0.001	0.17	0.22	ND<0.10	---	---	---
Disp.Dd5'	5.0	04/16/15	110	---	---	ND<0.05	0.21	0.87	0.16	ND<0.05	---	---	---
Disp.Ed5'	5.0	04/16/15	21	---	---	ND<0.05	0.031	0.012	0.16	ND<0.05	---	---	---
Disp.Fd5'	5.0	04/16/15	68	---	---	ND<0.05	ND<0.005	ND<0.005	0.035	ND<0.05	---	---	---
Disp.Gd4'	4.0	04/16/15	ND<1.0	---	---	ND<0.05	ND<0.005	ND<0.005	ND<0.050	ND<0.05	---	---	---
Disp.Hd4'	4.0	04/16/15	68	---	---	ND<0.05	0.34	ND<0.050	0.093	ND<0.05	---	---	---
ESL Residential			770	240	11,000	0.250	1,000	5.5	600	44	1.9	---	varies
LTCP Residential (0' to 5')			---	---	---	1.9	---	21.0	---	---	9.7	---	varies
LTCP Residential (5' to 10')			---	---	---	2.8	---	32.0	---	---	9.7	---	varies

Continued.

TABLE 1A
SUMMARY OF CURRENT AND HISTORICAL SOIL ANALYTICAL DATA - Hydrocarbons and VOCs
3101 35th Avenue
Oakland, California

Sample ID	Sample Depth (ft.)	Sample Date	TPHg	TPHd	TPHmo	B	T	E	X	MtBE	Napth.	TBA	Other VOCs
			(mg/Kg)	(mg/Kg)	(mg/Kg)	(mg/Kg)	(mg/Kg)	(mg/Kg)	(mg/Kg)	(mg/Kg)	(mg/Kg)	(mg/Kg)	(mg/Kg)
DP-1d5.0	5.0	11/02/15	ND<0.20	---	---	ND<0.005	ND<0.005	ND<0.005	ND<0.010	ND<0.005	ND<0.005	ND<0.050	---
DP-1d10.0	10.0	11/02/15	ND<0.20	---	---	ND<0.005	ND<0.005	ND<0.005	ND<0.010	ND<0.005	ND<0.005	ND<0.050	---
DP-1d15.0	15.0	11/02/15	ND<0.20	---	---	ND<0.005	ND<0.005	ND<0.005	ND<0.010	ND<0.005	ND<0.005	ND<0.050	---
DP-3d5.0	5.0	11/02/15	ND<0.20	---	---	ND<0.005	ND<0.005	ND<0.005	ND<0.010	ND<0.005	ND<0.005	ND<0.050	---
DP-3d10.0	10.0	11/02/15	12	---	---	ND<0.005	ND<0.005	ND<0.005	ND<0.010	ND<0.005	ND<0.005	ND<0.050	---
DP-3d20.0	20.0	11/02/15	0.73	---	---	0.0023	0.013	ND<0.005	ND<0.010	ND<0.005	ND<0.005	ND<0.050	---
DP-3d30.0	30.0	11/02/15	ND<0.20	---	---	ND<0.005	ND<0.005	ND<0.005	ND<0.010	ND<0.005	ND<0.005	ND<0.050	---
DP-5d5.0	5.0	11/02/15	ND<0.20	---	---	ND<0.005	ND<0.005	ND<0.005	ND<0.010	ND<0.005	ND<0.005	ND<0.050	---
DP-5d10.0	10.0	11/02/15	6.1	---	---	ND<0.005	ND<0.005	ND<0.005	ND<0.010	ND<0.005	ND<0.005	ND<0.050	---
DP-5d15.0	15.0	11/02/15	0.30	---	---	ND<0.005	ND<0.005	ND<0.005	ND<0.010	ND<0.005	ND<0.005	ND<0.050	---
DP-5d20.0	20.0	11/02/15	18	---	---	ND<0.005	ND<0.005	ND<0.005	ND<0.010	ND<0.005	ND<0.005	ND<0.050	---
DP-5d30.0	30.0	11/02/15	ND<0.20	---	---	ND<0.005	ND<0.005	ND<0.005	ND<0.010	ND<0.005	ND<0.005	ND<0.050	---
SG-1d5.0	5.0	11/02/15	0.065	---	---	ND<0.005	ND<0.005	ND<0.005	ND<0.010	ND<0.005	ND<0.005	ND<0.050	---
SG-2d5.0	5.0	11/02/15	ND<0.20	---	---	ND<0.005	ND<0.005	ND<0.005	ND<0.010	ND<0.005	ND<0.005	ND<0.050	---
SG-3d5.0	5.0	11/02/15	ND<0.20	---	---	ND<0.005	ND<0.005	ND<0.005	ND<0.010	ND<0.005	ND<0.005	ND<0.050	---
ESL Residential			770	240	11,000	0.250	1,000	5.5	600	44	1.9	---	varies
LTCP Residential (0' to 5')			---	---	---	1.9	---	21.0	---	---	9.7	---	varies
LTCP Residential (5' to 10')			---	---	---	2.8	---	32.0	---	---	9.7	---	varies

Continued.

TABLE 1A
SUMMARY OF CURRENT AND HISTORICAL SOIL ANALYTICAL DATA - Hydrocarbons and VOCs
3101 35th Avenue
Oakland, California

Sample ID	Sample Depth (ft.)	Sample Date	TPHg	TPHd	TPHmo	B	T	E	X	MtBE	Naph.	TBA	Other VOCs
			(mg/Kg)	(mg/Kg)	(mg/Kg)	(mg/Kg)	(mg/Kg)	(mg/Kg)	(mg/Kg)	(mg/Kg)	(mg/Kg)	(mg/Kg)	(mg/Kg)
SG-4d5.0	5.0	05/31/16	ND<0.20	---	---	ND<0.005	ND<0.005	ND<0.005	ND<0.010	ND<0.005	ND<0.005	ND<0.050	All ND
DP-6d5.0	5.0	05/31/16	ND<0.20	ND<10.0	42	ND<0.005	ND<0.005	ND<0.005	ND<0.010	ND<0.005	ND<0.005	ND<0.050	All ND
DP-6d10.0	10.0	05/31/16	ND<0.20	ND<10.0	ND<20.0	ND<0.005	ND<0.005	ND<0.005	ND<0.010	ND<0.005	ND<0.005	ND<0.050	All ND
DP-7d5.0	5.0	05/31/16	ND<0.20	ND<10.0	ND<20.0	ND<0.005	ND<0.005	ND<0.005	ND<0.010	ND<0.005	ND<0.005	ND<0.050	All ND
DP-7d10.0	10.0	05/31/16	ND<0.20	ND<10.0	ND<20.0	ND<0.005	ND<0.005	ND<0.005	ND<0.010	ND<0.005	ND<0.005	ND<0.050	All ND
DP-8d5.0	5.0	05/31/16	ND<0.20	---	---	ND<0.005	ND<0.005	ND<0.005	ND<0.010	ND<0.005	ND<0.005	ND<0.050	All ND
DP-8d10.0	10.0	05/31/16	ND<0.20	---	---	ND<0.005	ND<0.005	ND<0.005	ND<0.010	ND<0.005	ND<0.005	ND<0.050	All ND
DP-9d5.0	5.0	05/31/16	ND<0.20	ND<10.0	ND<20.0	ND<0.005	ND<0.005	ND<0.005	ND<0.010	ND<0.005	ND<0.005	ND<0.050	All ND
DP-9d8.0	8.0	05/31/16	3.2	ND<10.0	ND<20.0	ND<0.005	ND<0.005	ND<0.005	ND<0.010	ND<0.005	ND<0.005	ND<0.050	All ND ¹
DP-9d15.0	15.0	05/31/16	1.0	ND<10.0	ND<20.0	ND<0.005	ND<0.005	ND<0.005	ND<0.010	ND<0.005	ND<0.005	ND<0.050	All ND
DP-10d5.0	5.0	05/31/16	ND<0.20	ND<10.0	ND<20.0	ND<0.005	ND<0.005	ND<0.005	ND<0.010	ND<0.005	ND<0.005	ND<0.050	All ND
DP-10d10.0	10.0	05/31/16	ND<0.20	ND<10.0	ND<20.0	ND<0.005	ND<0.005	ND<0.005	ND<0.010	ND<0.005	ND<0.005	ND<0.050	All ND
ESL Residential			770	240	11,000	0.250	1,000	5.5	600	44	1.9	---	varies
LTCP Residential (0' to 5')			---	---	---	1.9	---	21.0	---	---	9.7	---	varies
LTCP Residential (5' to 10')			---	---	---	2.8	---	32.0	---	---	9.7	---	varies

Notes:

11/25/14 & 4/16/15 samples collected by ERS

1 = n-Butylbenzene @ 0.022 mg/Kg & sec-Butylbenzen @ 0.0096mg/Kg

--- = Parameter not analyzed

<0.5 / ND = Not present at or above practical laboratory detection limit

mg/Kg = micrograms per kilogram = parts per million = ppm

ESLs = RWQCB Environmental Screening Levels - Feb. 2016 (Table S-1: Res. Shallow Soil Exposure)

LTCP = Low Threat Closure Policy - Table 1: Concentrations of Petroleum Constituents in soil

that will have no significant risk of adversely affecting human health

TPHg = Total Petroleum Hydrocarbons as gasoline

TPHd = Total Petroleum Hydrocarbons as diesel

TPHmo = Total Petroleum Hydrocarbons as motor oil

B = Benzene

MtBE = Methyl-t-butyl ether

Bolded Value =detected concentration

T = Toluene

TBA = tert Butyl Alcohol

Shaded Value = concentration exceeds either ESL or LTCP value

E = Ethylbenzene

X = Total Xylenes

TABLE 1B
SUMMARY OF CURRENT AND HISTORICAL SOIL ANALYTICAL DATA - PAHs
3101 35th Avenue
Oakland, California

Sample ID	WO d 7.5'	WO SP	DP-6d5.0	DP-6d10.0	DP-7d5.0	DP-7d10.0	LTCP Res.	LTCP Res.	Res.
Sample Depth	7.5 ft bgs	Stockpile	5.0 ft bgs	10 ft bgs	5.0 ft bgs	10 ft bgs	0 to 5 ft bgs	5 to 10 ft bgs	ESL
Sample Date	01/27/15	01/27/15	05/31/16	05/31/16	05/31/16	05/31/16	(mg/Kg)	(mg/Kg)	(mg/Kg)
Units	(mg/Kg)	(mg/Kg)	(mg/Kg)	(mg/Kg)	(mg/Kg)	(mg/Kg)	(mg/Kg)	(mg/Kg)	(mg/Kg)
Acenaphthene	ND<0.010	ND<0.010	ND<0.10	ND<0.10	ND<0.10	ND<0.10	0.063	NA	16
Acenaphthylene	ND<0.010	ND<0.010	ND<0.10	ND<0.10	ND<0.10	ND<0.10	0.063	NA	13
Anthracene	ND<0.010	ND<0.010	ND<0.10	ND<0.10	ND<0.10	ND<0.10	0.063	NA	2.8
Benzo[a]anthracene	ND<0.010	ND<0.010	ND<0.10	ND<0.10	ND<0.10	ND<0.10	0.063	NA	0.7
Benzo[b]fluoranthene	ND<0.010	ND<0.010	ND<0.10	ND<0.10	ND<0.10	ND<0.10	0.063	NA	0.7
Benzo[k]fluoranthene	ND<0.010	ND<0.010	ND<0.10	ND<0.10	ND<0.10	ND<0.10	0.063	NA	2.6
Benzo[a]pyrene	ND<0.010	ND<0.010	ND<0.10	ND<0.10	ND<0.10	ND<0.10	0.063	NA	0.07
Benzo[g,h,i]perylene	ND<0.010	ND<0.010	ND<0.10	ND<0.10	ND<0.10	ND<0.10	0.063	NA	2.5
Chrysene	ND<0.010	ND<0.010	ND<0.10	ND<0.10	ND<0.10	ND<0.10	0.063	NA	3.8
Dibenzo[a,h]anthracene	ND<0.010	ND<0.010	ND<0.10	ND<0.10	ND<0.10	ND<0.10	0.063	NA	0.07
Fluoranthene	ND<0.010	ND<0.010	ND<0.10	ND<0.10	ND<0.10	ND<0.10	0.063	NA	60
Fluorene	ND<0.010	ND<0.010	ND<0.10	ND<0.10	ND<0.10	ND<0.10	0.063	NA	8.9
Indeno[1,2,3-cd]pyrene	ND<0.010	ND<0.010	ND<0.10	ND<0.10	ND<0.10	ND<0.10	0.063	NA	0.7
1-Methylnaphthalene	ND<0.010	0.66	ND<0.10	ND<0.10	ND<0.10	ND<0.10	0.063	NA	NA
2-Methylnaphthalene	ND<0.010	1.2	ND<0.10	ND<0.10	ND<0.10	ND<0.10	0.063	NA	0.25
Napthalene	ND<0.010	0.71	ND<0.10	ND<0.10	ND<0.10	ND<0.10	9.7	9.7	1.2
Phenanthrene	ND<0.010	ND<0.010	ND<0.10	ND<0.10	ND<0.10	ND<0.10	0.063	NA	11
Pyrene	ND<0.010	ND<0.010	ND<0.10	ND<0.10	ND<0.10	ND<0.10	0.063	NA	85

Notes:

- = Parameter not analyzed
- <0.5 / ND = Not present at or above reporting detection limit
- mg/Kg = micrograms per kilogram = parts per million = ppm
- ESLs = RWQCB Environmental Screening Levels - Feb. 2016 (Table S-1: Res. Shallow Soil Exposure)
- Bolded Value** =detected concentration
- Shaded Value** = concentration exceeds either ESL or LTCP value
- PAH = polynuclear aromatic hydrocarbons

TABLE 1C
SUMMARY OF CURRENT AND HISTORICAL SOIL ANALYTICAL DATA - Metals
3101 35th Avenue
Oakland, California

Sample ID	Sample Depth (ft)	Sample Date	Sb (mg/Kg)	As (mg/Kg)	Ba (mg/Kg)	Be (mg/Kg)	Cd (mg/Kg)	Cr (mg/Kg)	Co (mg/Kg)	Cu (mg/Kg)	Pb (mg/Kg)	Hg (mg/Kg)	Mo (mg/Kg)	Ni (mg/Kg)	Se (mg/Kg)	Ag (mg/Kg)	Tl (mg/Kg)	V (mg/Kg)	Zn (mg/Kg)
WO d 7.5'	7.5	01/27/15	---	---	---	---	ND<0.25	46	---	---	6.9	---	---	100	---	---	---	---	120
T1 d 9'	9.0	01/27/15	---	---	---	---	---	---	---	---	6.5	---	---	---	---	---	---	---	---
T2 d 9'	9.0	01/27/15	---	---	---	---	---	---	---	---	9.7	---	---	---	---	---	---	---	---
Disp. SW	3.0	01/27/15	---	---	---	---	---	---	---	---	25	---	---	---	---	---	---	---	---
Disp. NW	3.0	01/27/15	---	---	---	---	---	---	---	---	35	---	---	---	---	---	---	---	---
Disp. SE d	3.5	01/27/15	---	---	---	---	---	---	---	---	13	---	---	---	---	---	---	---	---
Disp. NE d	3.0	01/27/15	---	---	---	---	---	---	---	---	8.3	---	---	---	---	---	---	---	---
SW TP d	9.5	01/27/15	---	---	---	---	---	---	---	---	18	---	---	---	---	---	---	---	---
Dispenser	stopckpile	01/27/15	---	---	---	---	---	---	---	---	170	---	---	---	---	---	---	---	---
Main TP	Stockpile	01/27/15	---	---	---	---	---	---	---	---	43	---	---	---	---	---	---	---	---
WO SP	Stockpile	01/27/15	---	---	---	---	0.32	52	---	---	65	---	---	80	---	---	---	---	160
DP-6d5.0	5.0	05/31/16	ND<4.4	5.3	160	0.43	ND<0.44	54	10	78	6.7	0.099	0.52	67	ND<4.4	0.3	ND<4.4	52	92
DP-6d10.0	10.0	05/31/16	ND<5.0	9.1	240	0.45	ND<0.50	51	15	81	8.2	0.19	0.26	72	ND<5.0	0.35	ND<5.0	70	100
DP-7d5.0	5.0	05/31/16	ND<5.0	10	220	0.4	ND<0.50	54	17	67	11	0.082	0.35	91	ND<5.0	0.3	ND<5.0	62	99
DP-7d10.0	10	05/31/16	ND<5.0	7.7	220	0.4	ND<0.50	57	17	83	8.1	0.16	0.35	70	ND<5.0	0.31	ND<5.0	74	110
ESL Residential			31	0.067	15,000	0.083	0.014	NA	0.23	3100	80	13	390	820	390	6900	0.78	140,000	23,000
TTLc			500	500	10,000	75	100	500	8,000	2,500	1,000	20	3,500	2,000	100	500	700	2,400	5,000

Notes:
 Sb = Antimony Cr = Chromium (total) Mo = Molybdenum V = Vanadium
 As = Arsenic Co = Cobalt Ni = Nickel Z = Zinc
 Ba = Barium Cu = Copper Se = Selenium
 Be = Beryllium Pb = Lead Ag = Silver
 Ca = Cadmium Hg = Mercury Tl = Thallium

<0.5 / ND = Not present at or above reporting detection limit
 mg/Kg = milligrams per kilogram = parts per million = ppm
 ESLs = RWQCB Environmental Screening Levels - Feb. 2016 (Table S-1: Res. Shallow Soil Exposure)
 TTLc = Total Threshold Limit Concentration

Bolded Value = a detected concentration
 Shaded Value = concentration detected above corresponding TTLc

TABLE 2
SUMMARY OF CURRENT AND HISTORICAL GROUNDWATER ANALYTICAL DATA
3101 35th Avenue
Oakland, California

Sample ID	Sample Date	TPHg (ug/L)	TPHd (ug/L)	TPHmo (ug/L)	B (ug/L)	T (ug/L)	E (ug/L)	X (ug/L)	MtBE (ug/L)	Naphth. (ug/L)	TBA (ug/L)	PCE (ug/L)	Other VOCs (ug/L)	Metals* (ug/L)
DP-1	11/03/15	ND<50	---	---	ND<0.50	0.11	ND<0.50	ND<1.0	ND<0.50	ND<0.50	ND<10	---	---	---
DP-3	11/03/15	1,000	---	---	19	1.1	34	5.1	ND<0.50	7.2	ND<10	---	---	---
DP-5	11/03/15	3,700	---	---	2.2	1.5	1.4	5.5	ND<0.50	2.6	ND<10	---	---	---
DP-6	06/01/16	ND<50	ND<200	500	ND<0.50	ND<0.50	ND<0.50	ND<1.0	ND<0.50	ND<0.50	---	ND<0.50	All ND	All ND
DP-8	06/01/16	57	---	---	3.3	ND<0.50	1.9	ND<1.0	ND<0.50	ND<0.50	---	ND<0.50	All ND ¹	---
DP-9	06/01/16	330	---	---	3.4	ND<0.50	2.5	ND<1.0	ND<0.50	ND<0.50	---	ND<0.50	All ND ²	---
DP-10	06/01/16	ND<50	---	---	ND<0.50	ND<0.50	ND<0.50	ND<1.0	ND<0.50	ND<0.50	---	ND<0.50	All ND	---
Tier 1 ESL		100	100	50,000	1.0	40	13	20	5.0	0.12	12.0	3.0	varies	varies

Notes:

All samples collected as "grab" groundwater samples

--- = Parameter not analyzed

<0.5 / ND = Not present at or above laboratory practical quantitation limit

ug/L = micrograms per Liter = parts per billion = ppb

Tier 1 ESL = RWQCB Environmental Screening Level (February 2016)

LTCP = Low Threat Closure Policy - Table 1: Concentrations of Petroleum Constituents in soil that will have no significant risk of adversely affecting human health

TPHg = Total Petroleum Hydrocarbons as gasoline

TPHd = Total Petroleum Hydrocarbons as diesel

TPHmo = Total Petroleum Hydrocarbons as motor oil

B = Benzene Naphth. = Naphthalene

T = Toluene MtBE = Methyl-t-butyl ether

E = Ethylbenzene TBA = tert Butyl Alcohol

X = Total Xylenes PCE = tetrachloroethene

1 = Isopropylbenzene @ 0.70 ug/L & n-Propylbenzene @ 1.2 ug/L

2 = n-Butylbenzene & sec-Butylbenzene @ 1.0 ug/L, & Isopropylbenzene = 2.2 ug/L

n-Propylbenzene = 3.4 ug/L & 1,3,5-Trimethylbenzene = 2.0 ug/L

Metals* = Cd, Cr, Pb, Ni, & Zn

Bolded Value =detected concentration

Shaded Value = concentration exceeds either ESL or LTCP value

TABLE 3 SUMMARY OF CURRENT AND HISTORICAL SOIL VAPOR ANALYTICAL DATA 3101 35th Ave. Oakland, California																	
SAMPLE ID	Sample Depth (ft.)	Sample Date	Oxygen (O ₂)	Helium	TPHg (C6-C12)	Tetrahydrofuran	Carbon Disulfide	n-Hexane	Chloroform	Benzene	Toluene	Ethylbenzene	Xylenes (total)	Isopropanol	PCE	Naphthalene	Other VOCs
			Mol%	Mol%	(µg/m ³)	(µg/m ³)	(µg/m ³)	(µg/m ³)	(µg/m ³)	(µg/m ³)	(µg/m ³)	(µg/m ³)	(µg/m ³)	(µg/m ³)	(µg/m ³)	(µg/m ³)	(µg/m ³)
SG-1	5.0	11/09/15	2.6	ND<0.47	460	80	47	ND<2.3	16	10	28	ND<2.3	ND<2.3	ND<2.3	ND<2.3	ND<2.3	<MDL
SG-2	5.0	11/09/15	4.1	ND<0.45	96,000	190	140	70	ND<14	61	91	ND<14	74	ND<14	ND<14	ND<14	<MDL ¹
SG-3	5.0	11/09/15	15	ND<0.19	210	22	12	ND<0.97	ND<0.97	3.3	7.8	ND<0.97	ND<0.97	ND<0.97	160	ND<3.9	<MDL
SG-4	5.0	06/01/16	17	ND<0.21	4,200	9	ND<3.3	130	ND<5.1	ND<3.4	4.4	ND<4.8	ND<4.6	ND<10	310	ND<22	<MDL ²
Residential ESL			NA	NA	300,000	NA	NA	NA	61	48	160,000	560	52,000	NA	240	41	Varies
Residential CHHSL			NA	NA	NA	NA	NA	NA	NA	85	320,000	1,100	NA	NA	470	93	Varies
LTCP w/Bioattenuation			NA	NA	NA	NA	NA	NA	NA	85,000	NA	1,000,000	NA	NA	NA	93,000	Varies
LTCP w/o Bioattenuation			NA	NA	NA	NA	NA	NA	NA	85	NA	1,100	NA	NA	NA	93	Varies
Notes: --- = Parameter not Sampled NA = Not analyzed or Not established <0.5 / ND = Not present at or above reporting detection limit ug/m3 = micrograms per cubic meter = ppmv ESLs = RWQCB Environmental Screening Levels - Feb. 2016 (Table SG-1: Vapor Intrusion: Human Health Risk Levels) CHHSL = California Human Health Screening Level - January 2005 LTCP = Low Threat Closure Policy (Appendix 4 - Scenerio 4) Bold = detected concentration Shaded Value = concentration exceeds either ESL or LTCP value <MDL ¹ = 1,2,4-Trimethylbenzene at 73 ug/m3 <MDL ² = Acetone at 73 ug/m3 & Cyclyhexane at 180 ug/m3 & n-heptane at 51 ug/m3																	

APPENDIX A

Directive Letters

ALAMEDA COUNTY
HEALTH CARE SERVICES
AGENCY

REBECCA GEBHART, Acting Director



ENVIRONMENTAL HEALTH SERVICES

ENVIRONMENTAL PROTECTION
1131 Harbor Bay Parkway, Suite 250
Alameda, CA 94502-6577
(510) 567-6700
FAX (510) 337-9335

April 8, 2016

Mr. Patrick Kong &
Ms. Mona Hsieh
Green Oak Builders
888 Brannan Street, #101
San Francisco, CA 94103
(Sent via E-mail to patrickykong@gmail.com)
(Sent via E-mail to mona.hsieh@yahoo.com)

Subject: Work Plan Review, Fuel Leak Case No. RO0003164 and GeoTracker Global ID T10000006539, Green Oak Builders, 3101 35th Avenue, Oakland, CA 94619

Dear Mr. Kong and Ms. Hsieh:

Alameda County Environmental Health (ACEH) has reviewed the case file, including the recently submitted document entitled *Soil, Groundwater, and Soil Gas Workplan* (Work Plan) dated March 24, 2016 and prepared by Almar Environmental (Almar) for the subject site. The Work Plan proposes advancing five soil bores using direct push methods for the recovery of soil and grab-groundwater (GGW) samples and one soil bore for the collection of a soil-gas sample.

ACEH requests that you address the following technical comments and incorporate them into the work plan addendum requested below.

TECHNICAL COMMENTS

1. **Additional Soil Bores** – ACEH was provided a figure, captioned Figure 5, as an attachment to an electronic mail dated October 2, 2015. Figure 5 was prepared by Almar and provided additional locations for soil bores which were to be investigated in a work plan approved by ACEH in its letter of the same date. These locations have not been investigated.

ACEH requests that the soil bores identified as DP-6 and DP-7 on the October 2, 2015 Figure 5 be incorporated in to the work plan addendum in lieu of the DP-6 proposed in the Work Plan.

2. **Additional Soil Bores Analysis** – The presence of a subsurface structure and suspected hydraulic hoists were identified in the vicinity of the October 2, 2015 DP-6 and DP-7 soil bores. Therefore, ACEH requests semi-volatile organic compounds (SVOCs), using EPA Test Method 8270, total petroleum hydrocarbons (TPH) as diesel (TPHd) and as oil (TPHo), by EPA Test Method 8015, and the five LUFT metals - cadmium (Cd), chromium (Cr), lead (Pb), nickel (Ni) and zinc (Zn)- by EPA Test Method 6010, be added to the scope of analysis for these soil bores. The expanded scope of analysis should be performed on both soil and GGW samples.
3. **Bore Logs** – The Work Plan indicates the soils will be logged using the United (Unified?) Soil Classification System (USCS); however, there is no mention of the use of a photoionization detector (PID) to screen site soils. As previous site work does not include PID screening values on the bore logs, please include language in the work plan addendum indicating a PID will be used and the screening concentrations will be included on the logs.

- 4. Soil Sampling** – ACEH recommends that soil samples be collected and analyzed at intervals of no more than five feet, in areas of obvious contamination, the soil/groundwater interface, and at significant changes in lithology. If staining, odor, or elevated PID readings are observed over an interval of several feet, a sufficient number of soil samples from this interval should be submitted for laboratory analyses to characterize the fuel hydrocarbon concentrations within this interval. Please ensure that the analytical results define the vertical and horizontal extent of total petroleum hydrocarbon (TPH) impacts at the site.

In accordance with the State Water Resources Control Board's (SWRCBs) Low Threat Underground Storage Tank Case Closure Policy (LTCP), ACEH requests at least one soil sample from each bore be recovered from the upper five-foot (0- to 5 feet below the ground surface- bgs) interval and within the five- to- 10-foot bgs interval.

- 5. Groundwater Sampling** – Laboratory provided glassware, consisting of three 40 milliliter (ml) VOAs and one one-liter amber, are proposed for collecting GGW samples from each soil bore. The one-liter amber is for providing a sufficient quantity of sample for use in the TPHd analysis. However, DP-9 is the only bore from which TPHd analysis is proposed. It is unclear to ACEH why GGW samples from the other soil bores will be collected in ambers if TPHd analysis is not anticipated to be performed. Please include the rationale for GGW collection in the work plan addendum requested below.
- 6. Analysis for Total Petroleum Hydrocarbons as Gasoline** – Proposed soil and GGW analysis includes analyzing for TPH as gasoline (TPHg) by EPA Test Method 8015 and for VOCs by EPA Test Method 8260. As TPHg may also be reported in the 8260 analysis, ACEH recommends the elimination of the 8015 analysis for TPHg and requests the analytical laboratory report TPHg with the 8260 scan. Verify ahead of time that the analytical laboratory can perform the analysis and eliminate the cost for the 8015.
- 7. Soil Gas Boring Advancement** – Task 6 of Section 4.1- *Boring and Construction of Soil Gas Sampling Points* states "boring will be advanced with either..." but only identifies one boring advancement technique. Hence, it is unclear to ACEH how the soil gas bore will be advanced. ACEH requests that the bore advancement methodologies be identified and the criteria used for the method selection be provided. Please address the appropriate equilibration time with the method selected. See Technical Comment 8 below.

In accordance with the LTCP, ACEH requests the depth of soil gas sample collection be five feet beneath the bottom of the proposed foundation.

- 8. Soil Gas Bore Equilibration Time** – Task 3 in Section 3.3- *Groundwater Sampling* states that the groundwater recharge rate is known to be slow and that casing may need to be left in the soil bores for up to 24 hours, indicating slow fluid migration in the subsurface. Task 7 in Section 4.2- *Purging and Sampling of Soil Gas Sampling Points* says the soil gas sampling points will be sampled a minimum of 2 hours after installation.

The July 2015 *Advisory- Active Soil Gas Investigations* prepared by California Environmental Protection Agency/Department of Toxic Substances Control (Cal EPA/DTSC), and the Regional Water Quality Control Boards of the Los Angeles (LARWQCB) and San Francisco (SFRWQCB) regions states that, for soil gas wells installed with the direct push method, not to conduct the purging, leak testing and soil gas sampling for at least two hours following vapor probe installation and that **finer-grained material may take longer, up to 48 hours, to equilibrate** (emphasis added).

ACEH requests an appropriate equilibration time be used for the soil type.

Mr. Kong and Ms. Hsieh
RO0003164
April 8, 2016, Page 3

9. **Tracer Gas** – Please include a description of the techniques to be employed in maintaining and field monitoring of the helium enriched atmosphere during soil gas sample collection.
10. **Securing of Soil Bores** – Please describe what means of securing boreholes will be undertaken should the bores remain open overnight. This applies to both the accumulation of groundwater for sample collection and the equilibration time for the soil gas bore, both referenced in Technical Comment 8 above.
11. **Standard Operating Procedures** – Task 7 in Section 4.2- *Purging and Sampling of Soil Gas Sampling Points* states “WTI will sample....” ACEH is not familiar with WTI or its practices. Please include WTI’s Standard Operating Procedures for soil gas sample collection as an appendix to the work plan addendum for ACEH review.
12. **Investigation Derived Waste** –The Work Plan addresses storage, but not disposal, of investigation derived waste (IDW). Please include language in the work plan addendum addressing appropriate disposal of IDW. The disposal should occur within 180 days of generation.

TECHNICAL REPORT REQUEST

Please upload technical reports to the ACEH ftp site (Attention: Keith Nowell), and to the State Water Resources Control Board’s Geotracker website, in accordance with the following specified file naming convention and schedule:


- **May 24, 2016** – Work Plan Addendum for a Soil, Groundwater, and Soil-Gas Investigation (file to be named: RO0003164_WP_ADEND_R_yyyy-mm-dd).

These reports are being requested pursuant to California Health and Safety Code Section 25296.10. 23 CCR Sections 2652 through 2654, and 2721 through 2728 outline the responsibilities of a responsible party in response to an unauthorized release from a petroleum UST system, and require your compliance with this request.

Online case files are available for review at the following website: <http://www.acgov.org/aceh/index.htm>.

Thank you for your cooperation. ACEH looks forward to working with you and your consultants to advance the case toward closure. Should you have any questions regarding this correspondence or your case, please call me at (510) 567-6764 or send an electronic mail message at keith.nowell@acgov.org

Sincerely,



Digitally signed by Keith Nowell
DN: cn=Keith Nowell, o, ou,
email=keith.nowell@acgov.org,
c=US
Date: 2016.04.08 10:55:18
-07'00

Keith Nowell, PG, CHG
Hazardous Materials Specialist

Enclosures: Attachment 1 – Responsible Party (ies) Legal Requirements/Obligations and Electronic Report Upload (ftp) Instructions

Mr. Kong and Ms. Hsieh
RO0003164
April 8, 2016, Page 4

cc: Forrest Cook, Almar Environmental, 407 Almar Avenue, Santa Cruz, CA 95060
(Sent via E-mail to cook.forrest@gmail.com)

Dilan Roe, ACEH (Sent via E-mail to: dilan.roe@acgov.org)
Keith Nowell, ACEH (Sent via E-mail to keith.nowell@acgov.org)
GeoTracker/ File

Attachment 1

Responsible Party(ies) Legal Requirements / Obligations

REPORT REQUESTS

These reports are being requested pursuant to California Health and Safety Code Section 25296.10. 23 CCR Sections 2652 through 2654, and 2721 through 2728 outline the responsibilities of a responsible party in response to an unauthorized release from a petroleum UST system, and require your compliance with this request.

ELECTRONIC SUBMITTAL OF REPORTS

ACEH's Environmental Cleanup Oversight Programs (LOP and SLIC) require submission of reports in electronic form. The electronic copy replaces paper copies and is expected to be used for all public information requests, regulatory review, and compliance/enforcement activities. Instructions for submission of electronic documents to the Alameda County Environmental Cleanup Oversight Program FTP site are provided on the attached "Electronic Report Upload Instructions." Submission of reports to the Alameda County FTP site is an addition to existing requirements for electronic submittal of information to the State Water Resources Control Board (SWRCB) GeoTracker website. In September 2004, the SWRCB adopted regulations that require electronic submittal of information for all groundwater cleanup programs. For several years, responsible parties for cleanup of leaks from underground storage tanks (USTs) have been required to submit groundwater analytical data, surveyed locations of monitoring wells, and other data to the GeoTracker database over the Internet. Beginning July 1, 2005, these same reporting requirements were added to Spills, Leaks, Investigations, and Cleanup (SLIC) sites. Beginning July 1, 2005, electronic submittal of a complete copy of all reports for all sites is required in GeoTracker (in PDF format). Please visit the SWRCB website for more information on these requirements (http://www.waterboards.ca.gov/water_issues/programs/ust/electronic_submittal/).

PERJURY STATEMENT

All work plans, technical reports, or technical documents submitted to ACEH must be accompanied by a cover letter from the responsible party that states, at a minimum, the following: "I declare, under penalty of perjury, that the information and/or recommendations contained in the attached document or report is true and correct to the best of my knowledge." This letter must be signed by an officer or legally authorized representative of your company. Please include a cover letter satisfying these requirements with all future reports and technical documents submitted for this fuel leak case.

PROFESSIONAL CERTIFICATION & CONCLUSIONS/RECOMMENDATIONS

The California Business and Professions Code (Sections 6735, 6835, and 7835.1) requires that work plans and technical or implementation reports containing geologic or engineering evaluations and/or judgments be performed under the direction of an appropriately registered or certified professional. For your submittal to be considered a valid technical report, you are to present site specific data, data interpretations, and recommendations prepared by an appropriately licensed professional and include the professional registration stamp, signature, and statement of professional certification. Please ensure all that all technical reports submitted for this fuel leak case meet this requirement.

UNDERGROUND STORAGE TANK CLEANUP FUND

Please note that delays in investigation, later reports, or enforcement actions may result in your becoming ineligible to receive grant money from the state's Underground Storage Tank Cleanup Fund (Senate Bill 2004) to reimburse you for the cost of cleanup.

AGENCY OVERSIGHT

If it appears as though significant delays are occurring or reports are not submitted as requested, we will consider referring your case to the Regional Board or other appropriate agency, including the County District Attorney, for possible enforcement actions. California Health and Safety Code, Section 25299.76 authorizes enforcement including administrative action or monetary penalties of up to \$10,000 per day for each day of violation.

Alameda County Environmental Cleanup Oversight Programs (LOP and SLIC)	REVISION DATE: May 15, 2014
	ISSUE DATE: July 5, 2005
	PREVIOUS REVISIONS: October 31, 2005; December 16, 2005; March 27, 2009; July 8, 2010, July 25, 2010
SECTION: Miscellaneous Administrative Topics & Procedures	SUBJECT: Electronic Report Upload (ftp) Instructions

The Alameda County Environmental Cleanup Oversight Programs (LOP and SLIC) require submission of all reports in electronic form to the county's ftp site. Paper copies of reports will no longer be accepted. The electronic copy replaces the paper copy and will be used for all public information requests, regulatory review, and compliance/enforcement activities.

REQUIREMENTS

- **Please do not submit reports as attachments to electronic mail.**
- Entire report including cover letter must be submitted to the ftp site as a **single portable document format (PDF) with no password protection.**
- It is **preferable** that reports be converted to PDF format from their original format, (e.g., Microsoft Word) rather than scanned.
- **Signature pages and perjury statements must be included and have either original or electronic signature.**
- **Do not password protect the document.** Once indexed and inserted into the correct electronic case file, the document will be secured in compliance with the County's current security standards and a password. **Documents with password protection will not be accepted.**
- Each page in the PDF document should be rotated in the direction that will make it easiest to read on a computer monitor.
- Reports must be named and saved using the following naming convention:

RO#_Report Name_Year-Month-Date (e.g., RO#5555_WorkPlan_2005-06-14)

Submission Instructions

- 1) Obtain User Name and Password
 - a) Contact the Alameda County Environmental Health Department to obtain a User Name and Password to upload files to the ftp site.
 - i) Send an e-mail to deh.loptoxic@acgov.org
 - b) In the subject line of your request, be sure to include **"ftp PASSWORD REQUEST"** and in the body of your request, include the **Contact Information, Site Addresses, and the Case Numbers (RO# available in Geotracker) you will be posting for.**
- 2) Upload Files to the ftp Site
 - a) Using Internet Explorer (IE4+), go to <ftp://alcoftp1.acgov.org>
 - (i) Note: Netscape, Safari, and Firefox browsers will not open the FTP site as they are NOT being supported at this time.
 - b) Click on Page located on the Command bar on upper right side of window, and then scroll down to Open FTP Site in Windows Explorer.
 - c) Enter your User Name and Password. (Note: Both are Case Sensitive.)
 - d) Open "My Computer" on your computer and navigate to the file(s) you wish to upload to the ftp site.
 - e) With both "My Computer" and the ftp site open in separate windows, drag and drop the file(s) from "My Computer" to the ftp window.
- 3) Send E-mail Notifications to the Environmental Cleanup Oversight Programs
 - a) Send email to deh.loptoxic@acgov.org notify us that you have placed a report on our ftp site.
 - b) Copy your Caseworker on the e-mail. Your Caseworker's e-mail address is the entire first name then a period and entire last name @acgov.org. (e.g., firstname.lastname@acgov.org)
 - c) The subject line of the e-mail must start with the RO# followed by **Report Upload**. (e.g., Subject: RO1234 Report Upload) If site is a new case without an RO#, use the street address instead.
 - d) If your document meets the above requirements and you follow the submission instructions, you will receive a notification by email indicating that your document was successfully uploaded to the ftp site.

ALAMEDA COUNTY
HEALTH CARE SERVICES
AGENCY

REBECCA GEBHART, Acting Director



ENVIRONMENTAL HEALTH SERVICES

ENVIRONMENTAL PROTECTION
1131 Harbor Bay Parkway, Suite 250
Alameda, CA 94502-6577
(510) 567-6700
FAX (510) 337-9335

May 9, 2016

Mr. Patrick Kong &
Ms. Mona Hsieh
Green Oak Builders
888 Brannan Street, #101
San Francisco, CA 94103
(Sent via E-mail to patrickykong@gmail.com)
(Sent via E-mail to mona.hsieh@yahoo.com)

Subject: Work Plan Authorization, Fuel Leak Case No. RO0003164 and GeoTracker Global ID T10000006539, Green Oak Builders, 3101 35th Avenue, Oakland, CA 94619

Dear Mr. Kong and Ms. Hsieh:

Alameda County Environmental Health (ACEH) has reviewed the case file, including the recently submitted document entitled *Soil, Groundwater, and Soil Gas Workplan Addendum* (Work Plan Addendum) dated April 18, 2016 and prepared by Almar Environmental (Almar) for the subject site. The Work Plan proposes advancing five soil bores using direct push methods for the recovery of soil and grab-groundwater (GGW) samples and one soil bore for the collection of a soil-gas sample.

The Work Plan Addendum was prepared at the request of ACEH based on our review of a work plan prepared by Almar and submitted on March 24, 2016 for the subject site.

Based on ACEH staff review of the referenced documents and of the case file, we generally concur with the recently proposed scope of work. Please perform the proposed work, and send us the technical reports requested below. Please provide 72-hour advance written notification to this office (e-mail preferred to: keith.nowell@acgov.org) prior to the start of field activities.

TECHNICAL REPORT REQUEST

Please upload technical reports to the ACEH ftp site (Attention: Keith Nowell), and to the State Water Resources Control Board's Geotracker website, in accordance with the following specified file naming convention and schedule:

- **August 8, 2016** –Soil, Groundwater, and Soil-Gas Investigation (file to be named: RO0003164_SWI_R_yyyy-mm-dd).

These reports are being requested pursuant to California Health and Safety Code Section 25296.10. 23 CCR Sections 2652 through 2654, and 2721 through 2728 outline the responsibilities of a responsible party in response to an unauthorized release from a petroleum UST system, and require your compliance with this request.

Online case files are available for review at the following website: <http://www.acgov.org/aceh/index.htm>.

Mr. Kong and Ms. Hsieh
RO0003164
May 9, 2016, Page 2

Thank you for your cooperation. ACEH looks forward to working with you and your consultants to advance the case toward closure. Should you have any questions regarding this correspondence or your case, please call me at (510) 567-6764 or send an electronic mail message at keith.nowell@acgov.org

Sincerely,



Digitally signed by Keith Nowell
DN: cn=Keith Nowell, o, ou,
email=keith.nowell@acgov.org, c=US
Date: 2016.05.09 09:34:41 -07'00'

Keith Nowell, PG, CHG
Hazardous Materials Specialist

Enclosures: Attachment 1 – Responsible Party (ies) Legal Requirements/Obligations and
Electronic Report Upload (ftp) Instructions

cc: Forrest Cook, Almar Environmental, 407 Almar Avenue, Santa Cruz, CA 95060
(Sent via E-mail to cook.forrest@gmail.com)

Dilan Roe, ACEH (Sent via E-mail to: dilan.roe@acgov.org)
Keith Nowell, ACEH (Sent via E-mail to keith.nowell@acgov.org)
GeoTracker/ File

Attachment 1

Responsible Party(ies) Legal Requirements / Obligations

REPORT REQUESTS

These reports are being requested pursuant to California Health and Safety Code Section 25296.10. 23 CCR Sections 2652 through 2654, and 2721 through 2728 outline the responsibilities of a responsible party in response to an unauthorized release from a petroleum UST system, and require your compliance with this request.

ELECTRONIC SUBMITTAL OF REPORTS

ACEH's Environmental Cleanup Oversight Programs (LOP and SLIC) require submission of reports in electronic form. The electronic copy replaces paper copies and is expected to be used for all public information requests, regulatory review, and compliance/enforcement activities. Instructions for submission of electronic documents to the Alameda County Environmental Cleanup Oversight Program FTP site are provided on the attached "Electronic Report Upload Instructions." Submission of reports to the Alameda County FTP site is an addition to existing requirements for electronic submittal of information to the State Water Resources Control Board (SWRCB) GeoTracker website. In September 2004, the SWRCB adopted regulations that require electronic submittal of information for all groundwater cleanup programs. For several years, responsible parties for cleanup of leaks from underground storage tanks (USTs) have been required to submit groundwater analytical data, surveyed locations of monitoring wells, and other data to the GeoTracker database over the Internet. Beginning July 1, 2005, these same reporting requirements were added to Spills, Leaks, Investigations, and Cleanup (SLIC) sites. Beginning July 1, 2005, electronic submittal of a complete copy of all reports for all sites is required in GeoTracker (in PDF format). Please visit the SWRCB website for more information on these requirements (http://www.waterboards.ca.gov/water_issues/programs/ust/electronic_submittal/).

PERJURY STATEMENT

All work plans, technical reports, or technical documents submitted to ACEH must be accompanied by a cover letter from the responsible party that states, at a minimum, the following: "I declare, under penalty of perjury, that the information and/or recommendations contained in the attached document or report is true and correct to the best of my knowledge." This letter must be signed by an officer or legally authorized representative of your company. Please include a cover letter satisfying these requirements with all future reports and technical documents submitted for this fuel leak case.

PROFESSIONAL CERTIFICATION & CONCLUSIONS/RECOMMENDATIONS

The California Business and Professions Code (Sections 6735, 6835, and 7835.1) requires that work plans and technical or implementation reports containing geologic or engineering evaluations and/or judgments be performed under the direction of an appropriately registered or certified professional. For your submittal to be considered a valid technical report, you are to present site specific data, data interpretations, and recommendations prepared by an appropriately licensed professional and include the professional registration stamp, signature, and statement of professional certification. Please ensure all that all technical reports submitted for this fuel leak case meet this requirement.

UNDERGROUND STORAGE TANK CLEANUP FUND

Please note that delays in investigation, later reports, or enforcement actions may result in your becoming ineligible to receive grant money from the state's Underground Storage Tank Cleanup Fund (Senate Bill 2004) to reimburse you for the cost of cleanup.

AGENCY OVERSIGHT

If it appears as though significant delays are occurring or reports are not submitted as requested, we will consider referring your case to the Regional Board or other appropriate agency, including the County District Attorney, for possible enforcement actions. California Health and Safety Code, Section 25299.76 authorizes enforcement including administrative action or monetary penalties of up to \$10,000 per day for each day of violation.

Alameda County Environmental Cleanup Oversight Programs (LOP and SLIC)	REVISION DATE: May 15, 2014
	ISSUE DATE: July 5, 2005
	PREVIOUS REVISIONS: October 31, 2005; December 16, 2005; March 27, 2009; July 8, 2010, July 25, 2010
SECTION: Miscellaneous Administrative Topics & Procedures	SUBJECT: Electronic Report Upload (ftp) Instructions

The Alameda County Environmental Cleanup Oversight Programs (LOP and SLIC) require submission of all reports in electronic form to the county's ftp site. Paper copies of reports will no longer be accepted. The electronic copy replaces the paper copy and will be used for all public information requests, regulatory review, and compliance/enforcement activities.

REQUIREMENTS

- Please **do not** submit reports as attachments to electronic mail.
- Entire report including cover letter must be submitted to the ftp site as a **single portable document format (PDF) with no password protection**.
- It is **preferable** that reports be converted to PDF format from their original format, (e.g., Microsoft Word) rather than scanned.
- **Signature pages and perjury statements must be included and have either original or electronic signature.**
- **Do not password protect the document.** Once indexed and inserted into the correct electronic case file, the document will be secured in compliance with the County's current security standards and a password. **Documents with password protection will not be accepted.**
- Each page in the PDF document should be rotated in the direction that will make it easiest to read on a computer monitor.
- Reports must be named and saved using the following naming convention:

RO#_Report Name_Year-Month-Date (e.g., RO#5555_WorkPlan_2005-06-14)


Submission Instructions

- 1) Obtain User Name and Password
 - a) Contact the Alameda County Environmental Health Department to obtain a User Name and Password to upload files to the ftp site.
 - i) Send an e-mail to deh.loptoxic@acgov.org
 - b) In the subject line of your request, be sure to include "**ftp PASSWORD REQUEST**" and in the body of your request, include the **Contact Information, Site Addresses, and the Case Numbers (RO# available in Geotracker) you will be posting for.**
- 2) Upload Files to the ftp Site
 - a) Using Internet Explorer (IE4+), go to <ftp://alcoftp1.acgov.org>
 - (i) Note: Netscape, Safari, and Firefox browsers will not open the FTP site as they are NOT being supported at this time.
 - b) Click on Page located on the Command bar on upper right side of window, and then scroll down to Open FTP Site in Windows Explorer.
 - c) Enter your User Name and Password. (Note: Both are Case Sensitive.)
 - d) Open "My Computer" on your computer and navigate to the file(s) you wish to upload to the ftp site.
 - e) With both "My Computer" and the ftp site open in separate windows, drag and drop the file(s) from "My Computer" to the ftp window.
- 3) Send E-mail Notifications to the Environmental Cleanup Oversight Programs
 - a) Send email to deh.loptoxic@acgov.org notify us that you have placed a report on our ftp site.
 - b) Copy your Caseworker on the e-mail. Your Caseworker's e-mail address is the entire first name then a period and entire last name @acgov.org. (e.g., firstname.lastname@acgov.org)
 - c) The subject line of the e-mail must start with the RO# followed by **Report Upload**. (e.g., Subject: RO1234 Report Upload) If site is a new case without an RO#, use the street address instead.
 - d) If your document meets the above requirements and you follow the submission instructions, you will receive a notification by email indicating that your document was successfully uploaded to the ftp site.

APPENDIX B

ACPWA Drilling Permit

Alameda County Public Works Agency - Water Resources Well Permit



399 Elmhurst Street
Hayward, CA 94544-1395
Telephone: (510)670-6633 Fax:(510)782-1939

Application Approved on: 05/11/2016 By jamesy

Permit Numbers: W2016-0353
Permits Valid from 05/31/2016 to 06/01/2016

Application Id: 1463005754675
Site Location: 3101 35th Avenue
Project Start Date: 05/31/2016
Assigned Inspector: Contact Lindsay Furuyama at (925) 956-2311 or Lfuruyama@groundzonees.com

City of Project Site:Oakland

Completion Date:06/01/2016

Applicant: Almar Environmental - Forrest Cook
407 Almar Ave., Santa Cruz, CA 95060
Property Owner: Green Oak Builders, Inc.
888 Brannan Street, #101, San Francisco, CA 94103
Client: ** same as Property Owner **

Phone: 831-420-7923

Phone: 510-928-7888

Receipt Number: WR2016-0244 Total Due: \$265.00
Payer Name : Forrest Cook Total Amount Paid: \$265.00
Paid By: VISA PAID IN FULL

Works Requesting Permits:

Borehole(s) for Geo Probes-Sampling 24 to 72 hours only - 6 Boreholes
Driller: Environmental Control Associates - Lic #: 695970 - Method: DP

Work Total: \$265.00

Specifications

Permit Number	Issued Dt	Expire Dt	#	Hole Diam	Max Depth
W2016-0353	05/11/2016	08/29/2016	6 Boreholes	2.00 in.	30.00 ft

Specific Work Permit Conditions

1. Backfill bore hole by tremie with cement grout or cement grout/sand mixture. Upper two-three feet replaced in kind or with compacted cuttings. All cuttings remaining or unused shall be containerized and hauled off site. The containers shall be clearly labeled to the ownership of the container and labeled hazardous or non-hazardous.
2. Boreholes shall not be left open for a period of more than 24 hours. All boreholes left open more than 24 hours will need approval from Alameda County Public Works Agency, Water Resources Section. All boreholes shall be backfilled according to permit destruction requirements and all concrete material and asphalt material shall be to Caltrans Spec or County/City Codes. No borehole(s) shall be left in a manner to act as a conduit at any time.
3. Permittee shall assume entire responsibility for all activities and uses under this permit and shall indemnify, defend and save the Alameda County Public Works Agency, its officers, agents, and employees free and harmless from any and all expense, cost, liability in connection with or resulting from the exercise of this Permit including, but not limited to, properly damage, personal injury and wrongful death.
4. Applicant shall contact assigned inspector listed on the top of the permit at least five (5) working days prior to starting, once the permit has been approved. Confirm the scheduled date(s) at least 24 hours prior to drilling.
5. Permittee, permittee's contractors, consultants or agents shall be responsible to assure that all material or waters generated during drilling, boring destruction, and/or other activities associated with this Permit will be safely handled, properly managed, and disposed of according to all applicable federal, state, and local statutes regulating such. In no case shall these materials and/or waters be allowed to enter, or potentially enter, on or off-site storm sewers, dry wells, or waterways or be allowed to move off the property where work is being completed.

Alameda County Public Works Agency - Water Resources Well Permit

6. Copy of approved drilling permit must be on site at all times. Failure to present or show proof of the approved permit application on site shall result in a fine of \$500.00.

7. NOTE:

Under California laws, the owner/operator are responsible for reporting the contamination to the governmental regulatory agencies under Section 25295(a). The owner/operator is liable for civil penalties under Section 25299(a)(4) and criminal penalties under Section 25299(d) for failure to report a leak. The owner/operator is liable for civil penalties under Section 25299(b)(4) for knowing failure to ensure compliance with the law by the operator. These penalty provisions do not apply to a potential buyer.

8. Prior to any drilling activities onto any public right-of-ways, it shall be the applicants responsibilities to contact and coordinate a Underground Service Alert (USA), obtain encroachment permit(s), excavation permit(s) or any other permits required for that City or to the County and follow all City or County Ordinances. It shall also be the applicants responsibilities to provide to the Cities or to Alameda County a Traffic Safety Plan for any lane closures or detours planned. No work shall begin until all the permits and requirements have been approved or obtained.

9. Permit is valid only for the purpose specified herein. No changes in construction procedures, as described on this permit application. Boreholes shall not be converted to monitoring wells, without a permit application process.

APPENDIX C

Boring Logs

FIELD LOCATION OF BORING:

PROJECT: No. 1078G DATES DRILLED: 5/31/16-6/1/16

CLIENT: Green Oak Builders DRILLER: ECA (C-57 #695970)

PAGE 1 OF 1

SITE ADDRESS: 3101 35th Ave., Oakland, CA LOGGED BY: Forrest Cook PG#8201

DRILLING METHOD AND EQUIPMENT: Geoprobe w/macro core sampler

WATER LEVEL

TIME

Ist Encountered	NA	Start	
Static	14.90 (on 6/1/16)	Finish	

Depth (Feet)	Sample	Sample ID	Blow Count	PID (ppm)	Well Const.	Lithology	USCS	SOIL DESCRIPTION
1								2" Concrete Slab
2							CL	SILTY CLAY (CL): Black (10YR2/1), estimated slightly damp, estimated firm, estimated low to medium plasticity.
3								
4								
5	DP-6d5.0			9.8			CL	GRAVELLY CLAY (CL): Dark yellowish brown (10YR4/6), estimated damp, estimated stiff to hard, estimated low plasticity, ~10% gravel.
6								
7								
8								
9								
10	DP-6d10.0			1.1			CL	SILTY CLAY (CL): Dark brown (10YR3/3), estimated slightly damp, estimated firm, estimated low to medium plasticity.
11								
12								
13								
14								
15	DP-6d15.0			0.2			CL	Static water = 14.90' (6/1/16)
16								
17								
18								
19								
20	DP-6d20.0			0.1			CL	SILTY CLAY (CL): Olive brown (2.5Y4/4), estimated damp, estimated very stiff to hard.
21								
22								
23								
24								
25	DP-6d25.0			0.1				Up to 1" gravel stringers. Moist to very moist.

Backfilled with neat cement

WELL / BORING CONSTRUCTION DETAILS:

Continued ->

Backfilled with neat cement (Portland I/II)



3101 35th AVE.
OAKLAND, CALIFORNIA

BORING LOG

BORING

DP-6

FIELD LOCATION OF BORING:

PROJECT: No. 1078C DATES DRILLED: 5/31/16-6/1/16

CLIENT: Green Oak Builders DRILLER: ECA (C-57 #695970)

SITE ADDRESS: 3101 35th Ave, Oakland, CA LOGGED BY: Forrest Cook PG#8201

DRILLING METHOD AND EQUIPMENT: Geoprobe w/macro core sampler

WATER LEVEL		TIME	
Ist Encountered	NA	Start	
Static	14.90 (on 6/1/16)	Finish	

Depth (Feet)	Sample	Sample ID	Blow Count	PID (ppm)	Well Const.	Lithology	USCS	SOIL DESCRIPTION
26								
27							CL	SILTY CLAY (CL): Olive brown (2.5Y4/4), estimated damp, estimated very stiff to hard.
28								
29								
30		DP-6d30.0		0.0				
31								Bottom of Hole = 30 ft
32								
33								
34								
35								
36								
37								
38								
39								
40								
41								
42								
43								
44								
45								
46								
47								
48								
49								
50								

WELL / BORING CONSTRUCTION DETAILS:

Backfilled with neat cement (Portland I/II)



3101 35th AVE.
OAKLAND, CALIFORNIA

BORING LOG

BORING
DP-6
(cont.)

FIELD LOCATION OF BORING:

PROJECT: No. 1078G DATES DRILLED: 5/31/16-6/1/16

CLIENT: Green Oak Builders DRILLER: ECA (C-57 #695970)

PAGE 1 OF 1

SITE ADDRESS: 3101 35th Ave., Oakland, CA LOGGED BY: Forrest Cook PG#8201

DRILLING METHOD AND EQUIPMENT: Geoprobe w/macro core sampler

WATER LEVEL		TIME	
1st Encountered	NA	Start	
Static	NA	Finish	

Depth (Feet)	Sample	Sample ID	Blow Count	PID (ppm)	Well Const.	Lithology	USCS	SOIL DESCRIPTION
1								2" Concrete Slab
2							CL	SILTY CLAY (CL): Black (GLE Y 1 2.5/N), estimated slightly damp, estimated firm, estimated low to medium plasticity.
3								
4								
5	DP-7d5.0			0.3			CL	GRAVELLY CLAY (CL): Dark yellowish brown (10YR3/4), estimated damp, estimated hard, estimated low plasticity, with trace gravel.
6								
7								
8								
9								
10	DP-7d10.0			0.8				
11								
12								
13							CL	SILTY CLAY (CL): Dark brown (10YR3/3), estimated slightly damp, estimated firm, estimated low to medium plasticity.
14								
15	DP-7d15.0			0.1				
16								
17								
18								
19								
20	DP-7d20.0			0.4			CL	SILTY CLAY (CL): Olive brown (2.5Y4/4), estimated damp, estimated very stiff to hard.
21								
22								
23								
24								
25	DP-7d25.0			0.0				Trace gravel stringers from 24-26'.

Backfilled with neat cement

WELL / BORING CONSTRUCTION DETAILS:

Continued ->

Backfilled with neat cement (Portland I/II)



3101 35th AVE.
OAKLAND, CALIFORNIA

BORING

BORING LOG

DP-7

FIELD LOCATION OF BORING:

PROJECT: No. 1078C DATES DRILLED: 5/31/16-6/1/16

CLIENT: Green Oak Builders DRILLER: ECA (C-57 #695970)

SITE ADDRESS: 3101 35th Ave, Oakland, CA LOGGED BY: Forrest Cook PG#8201

DRILLING METHOD AND EQUIPMENT: Geoprobe w/macro core sampler

WATER LEVEL		TIME	
Ist Encountered	NA	Start	
Static	NA	Finish	

Depth (Feet)	Sample	Sample ID	Blow Count	PID (ppm)	Well Const.	Lithology	USCS	SOIL DESCRIPTION
26								SILTY CLAY (CL): Very dark grayish brown (2.5Y3/2), estimated damp, estimated hard.
27							CL	
28								
29								
30		DP-7d30.0		0.1				
31								Bottom of Hole = 30 ft
32								
33								
34								
35								
36								
37								
38								
39								
40								
41								
42								
43								
44								
45								
46								
47								
48								
49								
50								

WELL / BORING CONSTRUCTION DETAILS:

Backfilled with neat cement (Portland I/II)



3101 35th AVE.
OAKLAND, CALIFORNIA

BORING LOG

BORING
DP-7
(cont.)

FIELD LOCATION OF BORING:

PROJECT: No. 1078G DATES DRILLED: 5/31/16-6/1/16

CLIENT: Green Oak Builders DRILLER: ECA (C-57 #695970)

PAGE 1 OF 1

SITE ADDRESS: 3101 35th Ave., Oakland, CA LOGGED BY: Forrest Cook PG#8201

DRILLING METHOD AND EQUIPMENT: Geoprobe w/macro core sampler

WATER LEVEL

TIME

1st Encountered

NA

Start

Static

26.02 (6/1/16)

Finish

SOIL DESCRIPTION

Depth (Feet)	Sample	Sample ID	Blow Count	PID (ppm)	Well Const.	Lithology	USCS	SOIL DESCRIPTION
1								4" Concrete Slab
2							CL	SILTY CLAY (CL): Black (GLEY 1 2.5/N), estimated slightly damp, estimated firm, estimated low to medium plasticity.
3								
4								
5	DP-8d5.0		0.9					
6							CL	gradational change to: GRAVELLY CLAY (CL): Dark grayish brown (10YR4/2), estimated damp, estimated stiff to hard, estimated low plasticity, with trace gravel.
7								
8								
9								
10	DP-8d10.0		0.1					
11								
12								
13							CL	SILTY CLAY (CL): Dark brown (10YR3/3), estimated slightly damp, estimated firm, estimated low to medium plasticity, no gravels.
14								
15	DP-8d15.0		0.1					
16								
17								
18								
19								
20	DP-8d20.0		0.0				CL	SILTY CLAY (CL): Olive brown (2.5Y4/4), estimated damp, estimated very stiff to hard.
21								
22								
23								
24								
25	DP-8d25.0		0.1					Trace gravel stringers from 24-26'.

Backfilled with neat cement

WELL / BORING CONSTRUCTION DETAILS:

Continued ->

Backfilled with neat cement (Portland I/II)



3101 35th AVE.
OAKLAND, CALIFORNIA

BORING

BORING LOG

DP-8

FIELD LOCATION OF BORING:

PROJECT: No. 1078C DATES DRILLED: 5/31/16-6/1/16

CLIENT: Green Oak Builders DRILLER: ECA (C-57 #695970)

SITE ADDRESS: 3101 35th Ave, Oakland, CA LOGGED BY: Forrest Cook PG#8201

DRILLING METHOD AND EQUIPMENT: Geoprobe w/macro core sampler

WATER LEVEL		TIME	
Ist Encountered	NA	Start	
Static	26.02 (6/1/16)	Finish	

Depth (Feet)	Sample	Sample ID	Blow Count	PID (ppm)	Well Const.	Lithology	USCS	SOIL DESCRIPTION
26							▼	Static water = 26.02' (6/1/16)
27							CL	SILTY CLAY (CL): Very dark grayish brown (2.5Y3/2), estimated damp, estimated hard.
28								
29								
30		DP-8d30.0		0.0				
31								Bottom of Hole = 30 ft
32								
33								
34								
35								
36								
37								
38								
39								
40								
41								
42								
43								
44								
45								
46								
47								
48								
49								
50								

WELL / BORING CONSTRUCTION DETAILS:

Backfilled with neat cement (Portland I/II)



3101 35th AVE.
OAKLAND, CALIFORNIA

BORING LOG

BORING
DP-8
(cont.)

FIELD LOCATION OF BORING:

PROJECT: No. 1078G DATES DRILLED: 5/31/16

CLIENT: Green Oak Builders DRILLER: ECA (C-57 #695970)

PAGE 1 OF 1

SITE ADDRESS: 3101 35th Ave., Oakland, CA LOGGED BY: Forrest Cook PG#8201

DRILLING METHOD AND EQUIPMENT: Geoprobe w/macro core sampler

WATER LEVEL		TIME	
1st Encountered	8.00	Start	
Static	7.55 (5/31/16)	Finish	

Depth (Feet)	Sample	Sample ID	Blow Count	PID (ppm)	Well Const.	Lithology	USCS	SOIL DESCRIPTION
1							SM	FORMER TANK PIT - FILL - SAND (SM): Very dark grayish brown (10YR3/2), estimated slightly damp, estimated loose, sand is coarse.
2								
3								
4								
5	DP-9d5.0			1.2				
6								
7								
8	DP-9d8.0			45.8				Static water = 7.55' (5/31/16)
9							CL	SILTY GRAVELLY CLAY (CL): Dark brown (10YR3/3), slightly damp, estimated very stiff to hard, estimated low plasticity, gravel is subangular up to 0.5". Slight hydrocarbon odor.
10								
11								
12								
13								
14								
15	DP-9d15.0			12.8				
16								
17								
18								
19								
20	DP-9d20.0			0.4			CL	SILTY CLAY (CL): Dark yellowish brown (10YR3/4), estimated damp, estimated medium plasticity, estimated very stiff to hard. No gravels. No odor.
21								
22								
23								
24								
25	DP-9d25.0			0.0				

WELL / BORING CONSTRUCTION DETAILS:

Continued ->

Backfilled with neat cement (Portland I/II)



3101 35th AVE.
OAKLAND, CALIFORNIA

BORING LOG

BORING

DP-9

FIELD LOCATION OF BORING:

PROJECT: No. 1078C DATES DRILLED: 5/31/16

CLIENT: Green Oak Builders DRILLER: ECA (C-57 #695970)

SITE ADDRESS: 3101 35th Ave, Oakland, CA LOGGED BY: Forrest Cook PG#8201

DRILLING METHOD AND EQUIPMENT: Geoprobe w/macro core sampler

WATER LEVEL		TIME	
Ist Encountered	NA	Start	
Static	26.02 (6/1/16)	Finish	

Depth (Feet)	Sample	Sample ID	Blow Count	PID (ppm)	Well Const.	Lithology	USCS	SOIL DESCRIPTION
26								
27							CL	SILTY CLAY (CL): Very dark grayish brown (2.5Y3/2), estimated damp, estimated hard.
28								
29								
30		DP-9d30.0		0.3				
31								Bottom of Hole = 30 ft
32								
33								
34								
35								
36								
37								
38								
39								
40								
41								
42								
43								
44								
45								
46								
47								
48								
49								
50								

WELL / BORING CONSTRUCTION DETAILS:

Backfilled with neat cement (Portland I/II)



3101 35th AVE.
OAKLAND, CALIFORNIA

BORING LOG

BORING
DP-9
(cont.)

FIELD LOCATION OF BORING:

PROJECT: No. 1078G DATES DRILLED: 5/31/16-6/1/16

CLIENT: Green Oak Builders DRILLER: ECA (C-57 #695970)

PAGE 1 OF 1

SITE ADDRESS: 3101 35th Ave., Oakland, CA LOGGED BY: Forrest Cook PG#8201

DRILLING METHOD AND EQUIPMENT: Geoprobe w/macro core sampler

WATER LEVEL		TIME	
1st Encountered	NA	Start	
Static	27.99 (6/1/16)	Finish	

Depth (Feet)	Sample	Sample ID	Blow Count	PID (ppm)	Well Const.	Lithology	USCS	SOIL DESCRIPTION
1								Asphalt
2								
3								
4								
5	DP-10d5.0			0.1			CL	GRAVELLY CLAY (CL): Very dark grayish brown (10YR3/2), estimated slightly damp, estimated hard, estimated low plasticity.
6								
7								
8								
9								
10	DP-10d10.0			0.0				
11								
12								
13								
14								
15	DP-10d15.0			0.1			CL	SILTY CLAY (CL): Dark brown (10YR3/3), estimated slightly damp, estimated firm, estimated low to medium plasticity. No gravels
16								
17								
18								
19								
20	DP-10d20.0			0.2				
21								
22							CL	SILTY CLAY (CL): Olive brown (2.5Y4/4), estimated damp, estimated low plasticity, estimated very stiff to hard.
23								
24								
25	DP-10d25.0			0.1				Trace gravel stringers from 24-27'.

Backfilled with neat cement

WELL / BORING CONSTRUCTION DETAILS:

Continued ->

Backfilled with neat cement (Portland I/II)



3101 35th AVE.
OAKLAND, CALIFORNIA

BORING
DP-10

BORING LOG

FIELD LOCATION OF BORING:

PROJECT: No. 1078C DATES DRILLED: 5/31/16

CLIENT: Green Oak Builders DRILLER: ECA (C-57 #695970)

SITE ADDRESS: 3101 35th Ave, Oakland, CA LOGGED BY: Forrest Cook PG#8201

PAGE 1 OF 1

DRILLING METHOD AND EQUIPMENT: Geoprobe w/macro core sampler

WATER LEVEL

TIME

1st Encountered

NA

Start

Static

27.99 (6/1/16)

Finish

SOIL DESCRIPTION

Depth (Feet)	Sample	Sample ID	Blow Count	PID (ppm)	Well Const.	Lithology	USCS	SOIL DESCRIPTION
26								
27								
28							▼	Static water = 27.99' (6/1/16)
29							CL	SILTY CLAY (CL): Very dark grayish brown (2.5Y3/2), estimated damp, estimated hard.
30	DP-10d30.0			0.0				
31								Bottom of Hole = 30 ft
32								
33								
34								
35								
36								
37								
38								
39								
40								
41								
42								
43								
44								
45								
46								
47								
48								
49								
50								

WELL / BORING CONSTRUCTION DETAILS:

Backfilled with neat cement (Portland I/II)



3101 35th AVE.
OAKLAND, CALIFORNIA

BORING LOG

BORING
DP-10
(cont.)

FIELD LOCATION OF BORING:

PROJECT: No. 1078G DATES DRILLED: 5/31/16

CLIENT: Green Oak Builders DRILLER: ECA (C-57 #695970)

PAGE 1 OF 1

SITE ADDRESS: 3101 35th Ave., Oakland, CA LOGGED BY: Forrest Cook PG#8201

DRILLING METHOD AND EQUIPMENT: Geoprobe w/macro core sampler

WATER LEVEL		TIME	
Ist Encountered	NA	Start	
Static	NA	Finish	

Depth (Feet)	Sample	Sample ID	Blow Count	PID (ppm)	Well Const.	Lithology	USCS	SOIL DESCRIPTION
1								FORMER TANK PIT - FILL - SAND (SM): Very dark grayish brown (10YR3/2), estimated slightly damp, estimated loose, sand is coarse.
2								
3								
4								
5	■	SG-4d5.0		0.9	Backfilled with neat cement		SM	
6								
7								
8								
9								
10								
11								
12								
13								
14								
15								
16								
17								
18								
19								
20								
21								
22								
23								
24								
25								

WELL / BORING CONSTRUCTION DETAILS:

Backfilled with neat cement (Portland I/II)



3101 35th AVE.
OAKLAND, CALIFORNIA

BORING LOG

BORING

SG-4

APPENDIX D

Soil Gas Purge Data Sheets



Soil Vapor Well Purging and Sampling Form

Well No.

SG-4

Project Name <u>Green Oak Builders</u>	Project No. <u>1078G</u>	Date <u>6-1-16</u>
Project Address, City, County <u>3101 35th Ave, Oakland, CA</u>		

PURGING AND SAMPLING INSTRUMENTATION AND METHOD

Water Level Meter (Model/ID) <u>-</u>	Interface probe (Model/ID) <u>F</u>
Water Quality Meter (Model/ID) <u>-</u>	Decontamination Method <u>-</u>
Purging Method(s) <input checked="" type="checkbox"/> Summa <input type="checkbox"/> Vacuum Truck <input type="checkbox"/> Submersible Pump <input type="checkbox"/> Other	
Sampling Method(s) <input checked="" type="checkbox"/> Summa Canister <input type="checkbox"/> Disposal Bailer <input type="checkbox"/> Other	

BOREHOLE AND WELL CASING VOLUME INFORMATION

Borehole Diameter (Circle) <u>2"</u> 6" 8"	Casing Diameter (Circle) <u>3/16"</u>
	Casing Multiplier (CM) (mL/foot) <u>5.42</u>

MONITORING MEASUREMENTS

Depth to Free Product (feet) <u>-</u>
Depth to Water (DTW) (feet) <u>-</u>
Total Well Depth (WD) (feet) <u>5.0'</u>
Water Column (WC) (feet) <u>-</u>
Free Product Thickness (feet) <u>-</u>

PURGING CALCULATORS

Casing Volume (CV)	WD x CM _____ CV (mL) x 3.0 CV (mL) _____
<p style="font-size: 1.2em;">Purge = 150 mL/min</p>	
Free Product Purged (gal) _____	

PURGING DATA

Time (24 hr)	10:00	10:01	10:02	10:03	10:04	10:05	10:06		
mL Purged	<u>0</u>	<u>150</u>	<u>300</u>	<u>450</u>	<u>600</u>	<u>750</u>	<u>900</u>		
He Meter in	<u>35.1</u>	<u>36.6</u>	<u>36.9</u>	<u>34.7</u>	<u>33.0</u>	<u>32.1</u>	<u>30.6</u>		
" out	<u>-00.2</u>	<u>-00.2</u>	<u>-00.2</u>	<u>-00.3</u>	<u>-00.3</u>	<u>-00.3</u>	<u>-00.3</u>		
Sample Time	<u>10:06</u>	<u>10:09</u>	<u>10:10</u>	<u>10:12</u>	<u>10:14</u>				
Hg "	<u>-25</u>	<u>-20</u>	<u>-15</u>	<u>-20</u>	<u>-5</u>				
He in	<u>29.7</u>	<u>26.6</u>	<u>25.5</u>	<u>22.8</u>	<u>20.2</u>				
Other						<u>Sample 9 10:15</u> <u>Msnr/d # A00262</u> <u>canister # 241</u>			
Other									

SAMPLING DATA

Sample ID	Time	Quantity	Volume	Type	Filtered	Preserved	Analysis

FIELD PERSONNEL

Field Technician Representative(s): <u>F. Cook</u>	Subcontractor:
Signature <u>[Signature]</u>	Date:

Purge start = -27.5"
Purge end = -25"

APPENDIX E

Soil and Groundwater Lab Data Sheets



Date of Report: 06/28/2016

Forrest Cook

Almar Environmental
407 Almar Avenue
Santa Cruz, CA 95060

Client Project: 3101 35th Ave
BCL Project: Soils/Waters
BCL Work Order: 1615255
Invoice ID: B238130

Enclosed are the results of analyses for samples received by the laboratory on 6/2/2016. If you have any questions concerning this report, please feel free to contact me.

Sincerely,

Contact Person: Vanessa Sandoval
Client Service Rep

Authorized Signature

Certifications: CA ELAP #1186; NV #CA00014; OR ELAP #4032-001; AK UST101

The results in this report apply to the samples analyzed in accordance with the chain of custody document. This analytical report must be reproduced in its entirety.

All results listed in this report are for the exclusive use of the submitting party. BC Laboratories, Inc. assumes no responsibility for report alteration, separation, detachment or third party interpretation.



Table of Contents

Sample Information

Chain of Custody and Cooler Receipt form.....	4
Laboratory / Client Sample Cross Reference.....	12

Sample Results

1615255-01 - SG-4d 5.0	
Volatile Organic Analysis (EPA Method 8260B).....	24
1615255-02 - DP-6d 5.0	
Volatile Organic Analysis (EPA Method 8260B).....	27
Base Neutral and Acid Extractables Organic Analysis (EPA Method 8270C).....	30
Total Petroleum Hydrocarbons.....	33
Total Concentrations (TTL).....	34
1615255-03 - DP-6d 10.0	
Volatile Organic Analysis (EPA Method 8260B).....	35
Base Neutral and Acid Extractables Organic Analysis (EPA Method 8270C).....	38
Total Petroleum Hydrocarbons.....	41
Total Concentrations (TTL).....	42
1615255-08 - DP-7d 5.0	
Volatile Organic Analysis (EPA Method 8260B).....	43
Base Neutral and Acid Extractables Organic Analysis (EPA Method 8270C).....	46
Total Petroleum Hydrocarbons.....	49
Total Concentrations (TTL).....	50
1615255-09 - DP-7d 10.0	
Volatile Organic Analysis (EPA Method 8260B).....	51
Base Neutral and Acid Extractables Organic Analysis (EPA Method 8270C).....	54
Total Petroleum Hydrocarbons.....	57
Total Concentrations (TTL).....	58
1615255-14 - DP-8d 5.0	
Volatile Organic Analysis (EPA Method 8260B).....	59
1615255-15 - DP-8d 10.0	
Volatile Organic Analysis (EPA Method 8260B).....	62
1615255-20 - DP-9d 5.0	
Volatile Organic Analysis (EPA Method 8260B).....	65
Total Petroleum Hydrocarbons.....	68
1615255-21 - DP-9d 8.0	
Volatile Organic Analysis (EPA Method 8260B).....	69
Total Petroleum Hydrocarbons.....	72
1615255-22 - DP-9d 15.0	
Volatile Organic Analysis (EPA Method 8260B).....	73
Total Petroleum Hydrocarbons.....	76
1615255-26 - DP-10d 5.0	
Volatile Organic Analysis (EPA Method 8260B).....	77
1615255-27 - DP-10d 10.0	
Volatile Organic Analysis (EPA Method 8260B).....	80
1615255-32 - DP-6	
Volatile Organic Analysis (EPA Method 8260B).....	83
Base Neutral and Acid Extractables Organic Analysis (EPA Method 8270C).....	86
Total Petroleum Hydrocarbons.....	89
Metals Analysis.....	90
1615255-33 - DP-8	
Volatile Organic Analysis (EPA Method 8260B).....	91
1615255-34 - DP-9	
Volatile Organic Analysis (EPA Method 8260B).....	94
1615255-35 - DP-10	
Volatile Organic Analysis (EPA Method 8260B).....	97

The results in this report apply to the samples analyzed in accordance with the chain of custody document. This analytical report must be reproduced in its entirety.

All results listed in this report are for the exclusive use of the submitting party. BC Laboratories, Inc. assumes no responsibility for report alteration, separation, detachment or third party interpretation.



Table of Contents

Quality Control Reports

Volatile Organic Analysis (EPA Method 8260B)

Method Blank Analysis.....	100
Laboratory Control Sample.....	106
Precision and Accuracy.....	108

Base Neutral and Acid Extractables Organic Analysis (EPA Method 8270C)

Method Blank Analysis.....	110
Laboratory Control Sample.....	116
Precision and Accuracy.....	118

Total Petroleum Hydrocarbons

Method Blank Analysis.....	121
Laboratory Control Sample.....	122
Precision and Accuracy.....	123

Total Concentrations (TTLIC)

Method Blank Analysis.....	124
Laboratory Control Sample.....	125
Precision and Accuracy.....	126

Metals Analysis

Method Blank Analysis.....	128
Laboratory Control Sample.....	129
Precision and Accuracy.....	130

Notes

Notes and Definitions.....	131
----------------------------	-----



CHK BY [Signature] DISTRIBUTION [Signature] SUB-OUT [Signature] Page 1 of 1

Chain of Custody Form



Report To: Client: Almar Environmental
Attn:* Forrest Cook
Street Address:* 407 Almar Ave.
City:* Santa Cruz **State:*** CA **Zip:*** 95060
Phone:* (631) 420-7923 **Fax:*** ()
Email Address: cook.forrest@gmail.com
Submission #: 16-15255

Project Description:* 301 25th Ave
Project Code:* 10786
Sampler (s):* Forrest Cook

Sample #	Sample Description	Date	Time	Matrix*
-1	SG-4P5.0	5-31-16	7:55	Soil
-2	DP-6P5.0		12:50	
-3	DP-6P10.0		12:55	
-4	DP-6P15.0		13:20	
-5	DP-6P20.0		13:25	
-6	DP-6P25.0		13:35	
-7	DP-6P30.0		13:45	
-8	DP-7P5.0		11:20	
-9	DP-7P10.0		11:30	
-10	DP-7P15.0		11:50	
-11	DP-7P20.0		12:00	

Analysis Requested:
 TP1g + VOCs by 8268
 SVOCs by 8270
 TPHd + TPHo by 8275
 LUTS Metals by 8210
 Gold

Notes:
 Hold
 Hold
 Hold
 Hold
 Hold
 Hold

Billing:
 Client: Almar Environmental
 Attn: Forrest Cook
 Address: 407 Almar Avenue
 City: Santa Cruz State: CA Zip: 95060
 Are there any tests with holding times? less than or equal to 48 hours?
 Yes No
 *Standard Turnaround = 10

Matrix Types: S = Soil SL = Sludge DW = Drinking Water WW = Wastewater GW = Groundwater L = Liquid M = Miscellaneous O = Other

Turnaround # of working days:* 24 Hr Rush 48 Hr Rush 3-5 Day Rush Normal (10 - Days)

Lab TAT Approval: _____ *Additional Charges May Apply

Comments:
 EDF Required
 Rec [Signature] 6/2/16 2135

Cost Center:
 1. Requested By: [Signature] Date: 6/2/16 Time: 11:00 AM
 2. Requisitioned By: [Signature] Date: 6/2/16 Time: 14:01
 3. Requisitioned By: [Signature] Date: 6-2-16 Time: 18:30

Global ID:
 1. Received By: [Signature] Date: 6/2/16 Time: 11:00 AM
 2. Received By: [Signature] Date: 6-2-16 Time: 14:01
 3. Received By: [Signature] Date: 6/2/16 Time: 18:30

MBU Site:
 CVA-RCRA
 Geotracker 5 File
 Geotracker 2 File
 Other (Specify)

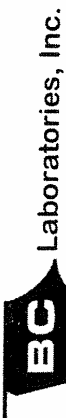
BC Laboratories, Inc. 4100 Atlas Court - Bakersfield CA 93308 (661) 327-4911 Fax: (661) 327-1918 www.bclabs.com

The results in this report apply to the samples analyzed in accordance with the chain of custody document. This analytical report must be reproduced in its entirety. All results listed in this report are for the exclusive use of the submitting party. BC Laboratories, Inc. assumes no responsibility for report alteration, separation, detachment or third party interpretation.



Page 2 of 4

Chain of Custody Form



*Required Fields

Report To: Almar Environmental
 Client: Almar Environmental
 Attn: Forrest Cook
 Street Address: 407 Almar Ave.
 City: Santa Cruz State: CA Zip: 95060
 Phone: 631 420 - 7923 Fax: ()
 Email Address: cook.forrest@gmail.com
 Submission #: 16-15255

Project Description: 3101 35th Ave
 Project Code: 10786
 Sampler(s): Forrest Cook

Billing
 Client: Almar Environmental
 Attn: Forrest Cook
 Address: 407 Almar Avenue
 City: Santa Cruz State: CA Zip: 95060
 Are there any tests with holding times?
 less than or equal to 48 hours?
 Yes NO
 *Standard Turnaround = 10

Sample #	Sample Description	Date	Time	Matrix*	Analysis Requested		Notes
					PH + fml VOCs by 8260	PH + fml VOCs by 8260	
-12	DP-7d 25.0	5-31-16	12:10	SDI			Hold
-13	DP-7d 30.0		12:15				Hold
-14	DP-8d 5.0		14:20				
-15	DP-8d 10.0		14:25				
-16	DP-8d 15.0		14:35				
-17	DP-8d 20.0		14:40				
-18	DP-8d 25.0		14:50				
-19	DP-8d 30.0		14:55				
-20	DP-9d 5.0		8:00				
-21	DP-9d 8.0		8:05				
-22	DP-9d 15.0		8:15				

Matrix Types: S = Soil SL = Sludge DW = Drinking Water WW = Wastewater GW = Groundwater L = Liquid M = Miscellaneous O = Other

Turnaround # of working days: 24 Hr Rush 48 Hr Rush 3-5 Day Rush Normal (10 - Days)

Lab TAT Approval: _____ *Additional Charges May Apply

Comments:

MBU Site
 CVX RCRA
 Geotracker 5 File (CA Default)
 Geotracker 2 File
 Other (Specify) _____

Cost Center:
 1. Requisitioned By: [Signature] Date: 6/2/16 Time: 1:30 PM
 2. Requisitioned By: [Signature] Date: 6/2/16 Time: 1:40 PM
 3. Requisitioned By: [Signature] Date: 6/2/16 Time: 1:40 PM

Global ID: [Signature] Date: 6/2/16 Time: 1:40 PM

BC Laboratories, Inc. 4100 Atlas Court - Bakersfield CA 93308 (661) 327 - 4911 Fax: (661) 327 - 1918 www.bclabs.com

RLC [Signature] 6/2/16 2:35
 [Signature] 6/2/16 1:35



Page 3 of 4

Chain of Custody Form



Report To: Almar Environmental
Client: Almar Environmental
Attn: Forrest Cook
Street Address: 407 Almar Ave.
City: Santa Cruz **State:** CA **Zip:** 95060
Phone: (631) 420-7923 **Fax:** ()
Email Address: cook.forrest@gmail.com
Submission #: 16-157255

Project Description: 3101 35th Ave
Project Code: 10786
Sampler(s): Forrest Cook

Matrix Types: S = Soil SL = Sludge DW = Drinking Water WW = Wastewater GW = Groundwater L = Liquid M = Miscellaneous O = Other
Turnaround # of working days: 24 Hr Rush 48 Hr Rush 3-5 Day Rush Normal (10 - Days)
Lab TAT Approval: *Additional Charges May Apply

Sample #	Sample Description	Date	Time	Matrix*	Notes
-23	DP-9d70.0	5-31-16	8:20	Soil	Hold
-24	DP-9d75.0		8:40		Hold
-25	DP-9d70.0		8:45		Hold
-26	DP-10d5.0		9:30		Hold
-27	DP-10d10.0		9:35		Hold
-28	DP-10d15.0		9:40		Hold
-29	DP-10d20.0		9:50		Hold
-30	DP-10d25.0		10:00		Hold
-31	DP-10d30.0		10:10		Hold

Billing: Client: Almar Environmental
 Attn: Forrest Cook
 Address: 407 Almar Avenue
 City: Santa Cruz State: CA Zip: 95060
 Are there any tests with holding times? less than or equal to 48 hours?
 Yes No
 *Standard Turnaround = 10

Analysis Requested: (Grid with handwritten 'XX' in some cells)

Global ID: 1. Received By: [Signature] Date: 6/2/16 Time: 11AM
 2. Released By: [Signature] Date: 6/2/16 Time: 1400
 3. Received By: [Signature] Date: 6/2/16 Time: 1830

Cost Center: 1. Invoiced By: [Signature] Date: 6/2/16 Time: 11AM
 2. Bill Invoiced By: [Signature] Date: 6/2/16 Time: 1400
 3. Re-invoiced By: [Signature] Date: 6-2-16 Time: 1830

Comments: Rel and 6/2/16 2:35
 BC Laboratories, Inc. 4100 Atlas Court - Bakersfield CA 93308 (661) 327-4911 Fax: (661) 327-1918 www.bclabs.com
 10-2-16 1135

The results in this report apply to the samples analyzed in accordance with the chain of custody document. This analytical report must be reproduced in its entirety.

All results listed in this report are for the exclusive use of the submitting party. BC Laboratories, Inc. assumes no responsibility for report alteration, separation, detachment or third party interpretation.



BC LABORATORIES INC. COOLER RECEIPT FORM Page 1 of 1

Submission #: 16-15255

SHIPPING INFORMATION: Fed Ex UPS Ontrac Hand Delivery BC Lab Field Service Other (Specify) _____

SHIPPING CONTAINER: Ice Chest None Box Other (Specify) _____

FREE LIQUID: YES NO W / S

Refrigerant: Ice Blue Ice None Other Comments: _____

Custody Seals: Ice Chest Containers None Intact? Yes No Intact? Yes No Comments: _____

All samples received? Yes No All samples containers intact? Yes No Description(s) match COC? Yes No

COC Received: YES NO Emissivity: 0.95 Container: 12 Glass Thermometer ID: 208 Date/Time: 6-24-14 Analyst Init: [Signature]

Temperature: (A) 1.0 °C / (C) 1.0 °C

SAMPLE CONTAINERS	SAMPLE NUMBERS									
	1	2	3	4	5	6	7	8	9	10
QT PE UNPRES										
4oz / 8oz / 16oz PE UNPRES										
2oz Cr ⁶⁺										
QT INORGANIC CHEMICAL METALS										
INORGANIC CHEMICAL METALS 4oz / 8oz / 16oz										
PT CYANIDE										
PT NITROGEN FORMS										
PT TOTAL SULFIDE										
2oz. NITRATE / NITRITE										
PT TOTAL ORGANIC CARBON										
PT CHEMICAL OXYGEN DEMAND										
PIA PHENOLICS										
40ml VOA VIAL TRAVEL BLANK										
40ml VOA VIAL										
QT EPA 1664										
PT ODOR										
RADIOLOGICAL										
BACTERIOLOGICAL										
40 ml VOA VIAL- 504										
QT EPA 508/608/8080										
QT EPA 515.1/8150										
QT EPA 525										
QT EPA 525 TRAVEL BLANK										
10ml EPA 547										
10ml EPA 531.1										
1oz EPA 548										
YT EPA 549										
YT EPA 8015M										
YT EPA 8270										
oz / 16oz / 32oz AMBER										
oz / 16oz / 32oz JAR										
OIL SLEEVE	A	A	A	A	A	A	A	A	A	A
CB VIAL										
LASTIC BAG										
EDLAR BAG										
ERROUS IRON										
NCORE										
MART KIT										
UMMA CANISTER										

Comments: _____ Sample Numbering Completed By: [Signature] Date/Time: 6-3 9:30 Rev 21 05/23/2016



BC LABORATORIES INC. COOLER RECEIPT FORM Page 2 Of 4
 Submission #: 16-15255

SHIPPING INFORMATION: Fed Ex UPS Ontrac Hand Delivery BC Lab Field Service Other (Specify) _____
 SHIPPING CONTAINER: Ice Chest None Box Other (Specify) _____
 FREE LIQUID: YES NO W / S

Refrigerant: Ice Blue Ice None Other Comments: _____
 Custody Seals: Ice Chest Containers None Intact? Yes No Intact? Yes No Comments: _____

All samples received? Yes No All samples containers intact? Yes No Description(s) match COC? Yes No
 COC Received: YES NO Emissivity: 0.95 Container: 12 Glass Thermometer ID: 208 Date/Time: 6-21-16 2142
 Temperature: (A) 1.0 °C / (C) 1.0 °C Analyst Init: JM

SAMPLE CONTAINERS	SAMPLE NUMBERS									
	-11	-12	-13	-14	-15	-16	-17	-18	-19	-20
QT PE UNPRES										
4oz / 8oz / 16oz PE UNPRES										
2oz Cr ⁶⁺										
QT INORGANIC CHEMICAL METALS										
INORGANIC CHEMICAL METALS 4oz / 8oz / 16oz										
PT CYANIDE										
PT NITROGEN FORMS										
PT TOTAL SULFIDE										
2oz. NITRATE / NITRITE										
PT TOTAL ORGANIC CARBON										
PT CHEMICAL OXYGEN DEMAND										
PIA PHENOLICS										
40ml VOA VIAL TRAVEL BLANK										
40ml VOA VIAL										
QT EPA 1664										
PT ODOR										
ADIOLGICAL										
ACTERIOLOGICAL										
0 ml VOA VIAL- 504										
T EPA 508/608/8080										
T EPA 515.1/8150										
T EPA 525										
EPA 525 TRAVEL BLANK										
ml EPA 547										
ml EPA 531.1										
EPA 548										
EPA 549										
EPA 8015M										
EPA 8270										
/ 16oz / 32oz AMBER										
/ 16oz / 32oz JAR										
L SLEEVE	A	A	A	A	A	A	A	A	A	A
VIAL										
STIC BAG										
LAR BAG										
ROUS IRON										
CORE										
ART KIT										
IMA CANISTER										

Comments: _____
 Date/Time: 6-23-16 930
 Revisions: _____
 Date/Time: _____
 Rev 21 05/23/2016



BC LABORATORIES INC. COOLER RECEIPT FORM Page 3 Of 4

Submission #: 16-15255

SHIPPING INFORMATION
Fed Ex [] UPS [] Ontrac [] Hand Delivery []
BC Lab Field Service [X] Other [] (Specify) _____

SHIPPING CONTAINER
Ice Chest [X] None [] Box []
Other [] (Specify) _____

FREE LIQUID
YES [] NO []
W / S [X]

Refrigerant: Ice [X] Blue Ice [] None [] Other [] Comments: _____

Custody Seals Ice Chest [] Containers [] None [X] Comments: _____
Intact? Yes [] No [] Intact? Yes [] No []

All samples received? Yes [X] No [] All samples containers intact? Yes [X] No [] Description(s) match COC? Yes [X] No []

COC Received [X] YES [] NO [] Emissivity: 0.95 Container: 100 G/100g Thermometer ID: 208 Date/Time: 10-2-10 2142
Temperature: (A) 1.0 °C (C) 1.0 °C Analyst Init: JM

Table with columns for SAMPLE CONTAINERS and SAMPLE NUMBERS (21-30). Rows include various sample types like QT PE UNPRES, QT INORGANIC CHEMICAL METALS, etc. Handwritten 'A' marks are present in the sample number columns for several rows.

Comments: _____ Date/Time: 10-3-10 430



BC LABORATORIES INC. COOLER RECEIPT FORM Page 4 of 4

Submission #: 16-152551

SHIPPING INFORMATION: Fed Ex, UPS, Ontrac, Hand Delivery, BC Lab Field Service. SHIPPING CONTAINER: Ice Chest, None, Box. FREE LIQUID: YES, NO.

Refrigerant: Ice, Blue Ice, None, Other. Comments:

Custody Seals: Ice Chest, Containers, None. Intact? Yes, No.

All samples received? Yes, No. All samples containers intact? Yes, No. Description(s) match COC? Yes, No.

COC Received: YES, NO. Emissivity: 0.95. Container: 10 Glass. Thermometer ID: 208. Date/Time: 2-24-16 2142. Analyst Init: [Signature]

Table with columns for SAMPLE CONTAINERS and SAMPLE NUMBERS (1-10). Rows include various sample types like QT PE UNPRES, INORGANIC CHEMICAL METALS, etc. with handwritten entries like 'D', 'ABC', 'EF'.

Comments: [Handwritten] Date/Time: 6-3 936 Rev 21 05/23/2016



Almar Environmental
407 Almar Avenue
Santa Cruz, CA 95060

Reported: 06/28/2016 10:21
Project: Soils/Waters
Project Number: 3101 35th Ave
Project Manager: Forrest Cook

Laboratory / Client Sample Cross Reference

Laboratory	Client Sample Information
------------	---------------------------

1615255-01	COC Number: --- Project Number: 3101 35th Ave Sampling Location: --- Sampling Point: SG-4d 5.0 Sampled By: Forrest Cook of ALSC	Receive Date: 06/02/2016 21:35 Sampling Date: 05/31/2016 07:55 Sample Depth: --- Lab Matrix: Solids Sample Type: Soil Delivery Work Order: Global ID: T0608700288 Location ID (FieldPoint): SG-4d 5.0 Matrix: SO Sample QC Type (SACode): CS Cooler ID:
-------------------	--	--

1615255-02	COC Number: --- Project Number: 3101 35th Ave Sampling Location: --- Sampling Point: DP-6d 5.0 Sampled By: Forrest Cook of ALSC	Receive Date: 06/02/2016 21:35 Sampling Date: 05/31/2016 12:50 Sample Depth: --- Lab Matrix: Solids Sample Type: Soil Delivery Work Order: Global ID: T0608700288 Location ID (FieldPoint): DP-6d 5.0 Matrix: SO Sample QC Type (SACode): CS Cooler ID:
-------------------	--	--

1615255-03	COC Number: --- Project Number: 3101 35th Ave Sampling Location: --- Sampling Point: DP-6d 10.0 Sampled By: Forrest Cook of ALSC	Receive Date: 06/02/2016 21:35 Sampling Date: 05/31/2016 12:55 Sample Depth: --- Lab Matrix: Solids Sample Type: Soil Delivery Work Order: Global ID: T0608700288 Location ID (FieldPoint): DP-6d 10.0 Matrix: SO Sample QC Type (SACode): CS Cooler ID:
-------------------	---	---

The results in this report apply to the samples analyzed in accordance with the chain of custody document. This analytical report must be reproduced in its entirety.

All results listed in this report are for the exclusive use of the submitting party. BC Laboratories, Inc. assumes no responsibility for report alteration, separation, detachment or third party interpretation.



Almar Environmental
407 Almar Avenue
Santa Cruz, CA 95060

Reported: 06/28/2016 10:21
Project: Soils/Waters
Project Number: 3101 35th Ave
Project Manager: Forrest Cook

Laboratory / Client Sample Cross Reference

Laboratory	Client Sample Information
------------	---------------------------

1615255-04	COC Number: --- Project Number: 3101 35th Ave Sampling Location: --- Sampling Point: DP-6d 15.0 Sampled By: ALSC	Receive Date: 06/02/2016 21:35 Sampling Date: 05/31/2016 13:00 Sample Depth: --- Lab Matrix: Solids Sample Type: Soil Delivery Work Order: Global ID: T0608700288 Location ID (FieldPoint): DP-6d 15.0 Matrix: SO Sample QC Type (SACode): CS Cooler ID:
-------------------	---	---

1615255-05	COC Number: --- Project Number: 3101 35th Ave Sampling Location: --- Sampling Point: DP-6d 20.0 Sampled By: ALSC	Receive Date: 06/02/2016 21:35 Sampling Date: 05/31/2016 13:25 Sample Depth: --- Lab Matrix: Solids Sample Type: Soil Delivery Work Order: Global ID: T0608700288 Location ID (FieldPoint): DP-6d 20.0 Matrix: SO Sample QC Type (SACode): CS Cooler ID:
-------------------	---	---

1615255-06	COC Number: --- Project Number: 3101 35th Ave Sampling Location: --- Sampling Point: DP-6d 25.0 Sampled By: ALSC	Receive Date: 06/02/2016 21:35 Sampling Date: 05/31/2016 13:35 Sample Depth: --- Lab Matrix: Solids Sample Type: Soil Delivery Work Order: Global ID: T0608700288 Location ID (FieldPoint): DP-6d 25.0 Matrix: SO Sample QC Type (SACode): CS Cooler ID:
-------------------	---	---

The results in this report apply to the samples analyzed in accordance with the chain of custody document. This analytical report must be reproduced in its entirety.

All results listed in this report are for the exclusive use of the submitting party. BC Laboratories, Inc. assumes no responsibility for report alteration, separation, detachment or third party interpretation.



Almar Environmental
407 Almar Avenue
Santa Cruz, CA 95060

Reported: 06/28/2016 10:21
Project: Soils/Waters
Project Number: 3101 35th Ave
Project Manager: Forrest Cook

Laboratory / Client Sample Cross Reference

Laboratory	Client Sample Information
------------	---------------------------

1615255-07	COC Number: --- Project Number: 3101 35th Ave Sampling Location: --- Sampling Point: DP-6d 30.0 Sampled By: ALSC	Receive Date: 06/02/2016 21:35 Sampling Date: 05/31/2016 13:45 Sample Depth: --- Lab Matrix: Solids Sample Type: Soil Delivery Work Order: Global ID: T0608700288 Location ID (FieldPoint): DP-6d 30.0 Matrix: SO Sample QC Type (SACode): CS Cooler ID:
-------------------	---	---

1615255-08	COC Number: --- Project Number: 3101 35th Ave Sampling Location: --- Sampling Point: DP-7d 5.0 Sampled By: Forrest Cook of ALSC	Receive Date: 06/02/2016 21:35 Sampling Date: 05/31/2016 11:20 Sample Depth: --- Lab Matrix: Solids Sample Type: Soil Delivery Work Order: Global ID: T0608700288 Location ID (FieldPoint): DP-7d 5.0 Matrix: SO Sample QC Type (SACode): CS Cooler ID:
-------------------	--	--

1615255-09	COC Number: --- Project Number: 3101 35th Ave Sampling Location: --- Sampling Point: DP-7d 10.0 Sampled By: Forrest Cook of ALSC	Receive Date: 06/02/2016 21:35 Sampling Date: 05/31/2016 11:30 Sample Depth: --- Lab Matrix: Solids Sample Type: Soil Delivery Work Order: Global ID: T0608700288 Location ID (FieldPoint): DP-7d 10.0 Matrix: SO Sample QC Type (SACode): CS Cooler ID:
-------------------	---	---

The results in this report apply to the samples analyzed in accordance with the chain of custody document. This analytical report must be reproduced in its entirety.

All results listed in this report are for the exclusive use of the submitting party. BC Laboratories, Inc. assumes no responsibility for report alteration, separation, detachment or third party interpretation.



Almar Environmental
407 Almar Avenue
Santa Cruz, CA 95060

Reported: 06/28/2016 10:21
Project: Soils/Waters
Project Number: 3101 35th Ave
Project Manager: Forrest Cook

Laboratory / Client Sample Cross Reference

Laboratory	Client Sample Information
------------	---------------------------

1615255-10	COC Number: --- Project Number: 3101 35th Ave Sampling Location: --- Sampling Point: DP-7d 15.0 Sampled By: ALSC	Receive Date: 06/02/2016 21:35 Sampling Date: 05/31/2016 11:50 Sample Depth: --- Lab Matrix: Solids Sample Type: Soil Delivery Work Order: Global ID: T0608700288 Location ID (FieldPoint): DP-7d 15.0 Matrix: SO Sample QC Type (SACode): CS Cooler ID:
-------------------	---	---

1615255-11	COC Number: --- Project Number: 3101 35th Ave Sampling Location: --- Sampling Point: DP-7d 20.0 Sampled By: ALSC	Receive Date: 06/02/2016 21:35 Sampling Date: 05/31/2016 12:00 Sample Depth: --- Lab Matrix: Solids Sample Type: Soil Delivery Work Order: Global ID: T0608700288 Location ID (FieldPoint): DP-7d 20.0 Matrix: SO Sample QC Type (SACode): CS Cooler ID:
-------------------	---	---

1615255-12	COC Number: --- Project Number: 3101 35th Ave Sampling Location: --- Sampling Point: DP-7d 25.0 Sampled By: ALSC	Receive Date: 06/02/2016 21:35 Sampling Date: 05/31/2016 12:10 Sample Depth: --- Lab Matrix: Solids Sample Type: Soil Delivery Work Order: Global ID: T0608700288 Location ID (FieldPoint): DP-7d 25.0 Matrix: SO Sample QC Type (SACode): CS Cooler ID:
-------------------	---	---

The results in this report apply to the samples analyzed in accordance with the chain of custody document. This analytical report must be reproduced in its entirety.

All results listed in this report are for the exclusive use of the submitting party. BC Laboratories, Inc. assumes no responsibility for report alteration, separation, detachment or third party interpretation.



Almar Environmental
407 Almar Avenue
Santa Cruz, CA 95060

Reported: 06/28/2016 10:21
Project: Soils/Waters
Project Number: 3101 35th Ave
Project Manager: Forrest Cook

Laboratory / Client Sample Cross Reference

Laboratory	Client Sample Information
------------	---------------------------

1615255-13	COC Number: ---	Receive Date: 06/02/2016 21:35
	Project Number: 3101 35th Ave	Sampling Date: 05/31/2016 12:15
	Sampling Location: ---	Sample Depth: ---
	Sampling Point: DP-7d 30.0	Lab Matrix: Solids
	Sampled By: ALSC	Sample Type: Soil
		Delivery Work Order:
		Global ID: T0608700288
		Location ID (FieldPoint): DP-7d 30.0
		Matrix: SO
		Sample QC Type (SACode): CS
		Cooler ID:

1615255-14	COC Number: ---	Receive Date: 06/02/2016 21:35
	Project Number: 3101 35th Ave	Sampling Date: 05/31/2016 14:20
	Sampling Location: ---	Sample Depth: ---
	Sampling Point: DP-8d 5.0	Lab Matrix: Solids
	Sampled By: Forrest Cook of ALSC	Sample Type: Soil
		Delivery Work Order:
		Global ID: T0608700288
		Location ID (FieldPoint): DP-8d 5.0
		Matrix: SO
		Sample QC Type (SACode): CS
		Cooler ID:

1615255-15	COC Number: ---	Receive Date: 06/02/2016 21:35
	Project Number: 3101 35th Ave	Sampling Date: 05/31/2016 14:25
	Sampling Location: ---	Sample Depth: ---
	Sampling Point: DP-8d 10.0	Lab Matrix: Solids
	Sampled By: Forrest Cook of ALSC	Sample Type: Soil
		Delivery Work Order:
		Global ID: T0608700288
		Location ID (FieldPoint): DP-8d 10.0
		Matrix: SO
		Sample QC Type (SACode): CS
		Cooler ID:

The results in this report apply to the samples analyzed in accordance with the chain of custody document. This analytical report must be reproduced in its entirety.

All results listed in this report are for the exclusive use of the submitting party. BC Laboratories, Inc. assumes no responsibility for report alteration, separation, detachment or third party interpretation.



Almar Environmental
407 Almar Avenue
Santa Cruz, CA 95060

Reported: 06/28/2016 10:21
Project: Soils/Waters
Project Number: 3101 35th Ave
Project Manager: Forrest Cook

Laboratory / Client Sample Cross Reference

Laboratory	Client Sample Information
------------	---------------------------

1615255-16	COC Number: --- Project Number: 3101 35th Ave Sampling Location: --- Sampling Point: DP-8d 15.0 Sampled By: ALSC	Receive Date: 06/02/2016 21:35 Sampling Date: 05/31/2016 14:35 Sample Depth: --- Lab Matrix: Solids Sample Type: Soil Delivery Work Order: Global ID: T0608700288 Location ID (FieldPoint): DP-8d 15.0 Matrix: SO Sample QC Type (SACode): CS Cooler ID:
-------------------	---	---

1615255-17	COC Number: --- Project Number: 3101 35th Ave Sampling Location: --- Sampling Point: DP-8d 20.0 Sampled By: ALSC	Receive Date: 06/02/2016 21:35 Sampling Date: 05/31/2016 14:40 Sample Depth: --- Lab Matrix: Solids Sample Type: Soil Delivery Work Order: Global ID: T0608700288 Location ID (FieldPoint): DP-8d 20.0 Matrix: SO Sample QC Type (SACode): CS Cooler ID:
-------------------	---	---

1615255-18	COC Number: --- Project Number: 3101 35th Ave Sampling Location: --- Sampling Point: DP-8d 25.0 Sampled By: ALSC	Receive Date: 06/02/2016 21:35 Sampling Date: 05/31/2016 14:50 Sample Depth: --- Lab Matrix: Solids Sample Type: Soil Delivery Work Order: Global ID: T0608700288 Location ID (FieldPoint): DP-8d 25.0 Matrix: SO Sample QC Type (SACode): CS Cooler ID:
-------------------	---	---

The results in this report apply to the samples analyzed in accordance with the chain of custody document. This analytical report must be reproduced in its entirety.

All results listed in this report are for the exclusive use of the submitting party. BC Laboratories, Inc. assumes no responsibility for report alteration, separation, detachment or third party interpretation.



Almar Environmental
407 Almar Avenue
Santa Cruz, CA 95060

Reported: 06/28/2016 10:21
Project: Soils/Waters
Project Number: 3101 35th Ave
Project Manager: Forrest Cook

Laboratory / Client Sample Cross Reference

Laboratory	Client Sample Information
------------	---------------------------

1615255-19	COC Number: --- Project Number: 3101 35th Ave Sampling Location: --- Sampling Point: DP-8d 30.0 Sampled By: ALSC	Receive Date: 06/02/2016 21:35 Sampling Date: 05/31/2016 14:55 Sample Depth: --- Lab Matrix: Solids Sample Type: Soil Delivery Work Order: Global ID: T0608700288 Location ID (FieldPoint): DP-8d 30.0 Matrix: SO Sample QC Type (SACode): CS Cooler ID:
-------------------	---	---

1615255-20	COC Number: --- Project Number: 3101 35th Ave Sampling Location: --- Sampling Point: DP-9d 5.0 Sampled By: Forrest Cook of ALSC	Receive Date: 06/02/2016 21:35 Sampling Date: 05/31/2016 08:00 Sample Depth: --- Lab Matrix: Solids Sample Type: Soil Delivery Work Order: Global ID: T0608700288 Location ID (FieldPoint): DP-9d 5.0 Matrix: SO Sample QC Type (SACode): CS Cooler ID:
-------------------	--	--

1615255-21	COC Number: --- Project Number: 3101 35th Ave Sampling Location: --- Sampling Point: DP-9d 8.0 Sampled By: Forrest Cook of ALSC	Receive Date: 06/02/2016 21:35 Sampling Date: 05/31/2016 08:05 Sample Depth: --- Lab Matrix: Solids Sample Type: Soil Delivery Work Order: Global ID: T0608700288 Location ID (FieldPoint): DP-9d 8.0 Matrix: SO Sample QC Type (SACode): CS Cooler ID:
-------------------	--	--

The results in this report apply to the samples analyzed in accordance with the chain of custody document. This analytical report must be reproduced in its entirety.

All results listed in this report are for the exclusive use of the submitting party. BC Laboratories, Inc. assumes no responsibility for report alteration, separation, detachment or third party interpretation.



Almar Environmental
407 Almar Avenue
Santa Cruz, CA 95060

Reported: 06/28/2016 10:21
Project: Soils/Waters
Project Number: 3101 35th Ave
Project Manager: Forrest Cook

Laboratory / Client Sample Cross Reference

Laboratory	Client Sample Information
------------	---------------------------

1615255-22	COC Number: --- Project Number: 3101 35th Ave Sampling Location: --- Sampling Point: DP-9d 15.0 Sampled By: Forrest Cook of ALSC	Receive Date: 06/02/2016 21:35 Sampling Date: 05/31/2016 08:15 Sample Depth: --- Lab Matrix: Solids Sample Type: Soil Delivery Work Order: Global ID: T0608700288 Location ID (FieldPoint): DP-9d 15.0 Matrix: SO Sample QC Type (SACode): CS Cooler ID:
-------------------	---	---

1615255-23	COC Number: --- Project Number: 3101 35th Ave Sampling Location: --- Sampling Point: DP-9d 20.0 Sampled By: ALSC	Receive Date: 06/02/2016 21:35 Sampling Date: 05/31/2016 08:20 Sample Depth: --- Lab Matrix: Solids Sample Type: Soil Delivery Work Order: Global ID: T0608700288 Location ID (FieldPoint): DP-9d 20.0 Matrix: SO Sample QC Type (SACode): CS Cooler ID:
-------------------	---	---

1615255-24	COC Number: --- Project Number: 3101 35th Ave Sampling Location: --- Sampling Point: DP-9d 25.0 Sampled By: ALSC	Receive Date: 06/02/2016 21:35 Sampling Date: 05/31/2016 08:40 Sample Depth: --- Lab Matrix: Solids Sample Type: Soil Delivery Work Order: Global ID: T0608700288 Location ID (FieldPoint): DP-9d 25.0 Matrix: SO Sample QC Type (SACode): CS Cooler ID:
-------------------	---	---

The results in this report apply to the samples analyzed in accordance with the chain of custody document. This analytical report must be reproduced in its entirety.

All results listed in this report are for the exclusive use of the submitting party. BC Laboratories, Inc. assumes no responsibility for report alteration, separation, detachment or third party interpretation.



Almar Environmental
407 Almar Avenue
Santa Cruz, CA 95060

Reported: 06/28/2016 10:21
Project: Soils/Waters
Project Number: 3101 35th Ave
Project Manager: Forrest Cook

Laboratory / Client Sample Cross Reference

Laboratory	Client Sample Information
------------	---------------------------

1615255-25	COC Number: --- Project Number: 3101 35th Ave Sampling Location: --- Sampling Point: DP-9d 30.0 Sampled By: ALSC	Receive Date: 06/02/2016 21:35 Sampling Date: 05/31/2016 08:45 Sample Depth: --- Lab Matrix: Solids Sample Type: Soil Delivery Work Order: Global ID: T0608700288 Location ID (FieldPoint): DP-9d 30.0 Matrix: SO Sample QC Type (SACode): CS Cooler ID:
-------------------	---	---

1615255-26	COC Number: --- Project Number: 3101 35th Ave Sampling Location: --- Sampling Point: DP-10d 5.0 Sampled By: Forrest Cook of ALSC	Receive Date: 06/02/2016 21:35 Sampling Date: 05/31/2016 09:30 Sample Depth: --- Lab Matrix: Solids Sample Type: Soil Delivery Work Order: Global ID: T0608700288 Location ID (FieldPoint): DP-10d 5.0 Matrix: SO Sample QC Type (SACode): CS Cooler ID:
-------------------	---	---

1615255-27	COC Number: --- Project Number: 3101 35th Ave Sampling Location: --- Sampling Point: DP-10d 10.0 Sampled By: Forrest Cook of ALSC	Receive Date: 06/02/2016 21:35 Sampling Date: 05/31/2016 09:35 Sample Depth: --- Lab Matrix: Solids Sample Type: Soil Delivery Work Order: Global ID: T0608700288 Location ID (FieldPoint): DP-10d 10.0 Matrix: SO Sample QC Type (SACode): CS Cooler ID:
-------------------	--	--

The results in this report apply to the samples analyzed in accordance with the chain of custody document. This analytical report must be reproduced in its entirety.

All results listed in this report are for the exclusive use of the submitting party. BC Laboratories, Inc. assumes no responsibility for report alteration, separation, detachment or third party interpretation.



Almar Environmental
407 Almar Avenue
Santa Cruz, CA 95060

Reported: 06/28/2016 10:21
Project: Soils/Waters
Project Number: 3101 35th Ave
Project Manager: Forrest Cook

Laboratory / Client Sample Cross Reference

Laboratory	Client Sample Information
------------	---------------------------

1615255-28	COC Number: --- Project Number: 3101 35th Ave Sampling Location: --- Sampling Point: DP-10d 15.0 Sampled By: ALSC	Receive Date: 06/02/2016 21:35 Sampling Date: 05/31/2016 09:40 Sample Depth: --- Lab Matrix: Solids Sample Type: Soil Delivery Work Order: Global ID: T0608700288 Location ID (FieldPoint): DP-10d 15.0 Matrix: SO Sample QC Type (SACode): CS Cooler ID:
-------------------	--	--

1615255-29	COC Number: --- Project Number: 3101 35th Ave Sampling Location: --- Sampling Point: DP-10d 20.0 Sampled By: ALSC	Receive Date: 06/02/2016 21:35 Sampling Date: 05/31/2016 09:50 Sample Depth: --- Lab Matrix: Solids Sample Type: Soil Delivery Work Order: Global ID: T0608700288 Location ID (FieldPoint): DP-10d 20.0 Matrix: SO Sample QC Type (SACode): CS Cooler ID:
-------------------	--	--

1615255-30	COC Number: --- Project Number: 3101 35th Ave Sampling Location: --- Sampling Point: DP-10d 25.0 Sampled By: ALSC	Receive Date: 06/02/2016 21:35 Sampling Date: 05/31/2016 10:00 Sample Depth: --- Lab Matrix: Solids Sample Type: Soil Delivery Work Order: Global ID: T0608700288 Location ID (FieldPoint): DP-10d 25.0 Matrix: SO Sample QC Type (SACode): CS Cooler ID:
-------------------	--	--

The results in this report apply to the samples analyzed in accordance with the chain of custody document. This analytical report must be reproduced in its entirety.

All results listed in this report are for the exclusive use of the submitting party. BC Laboratories, Inc. assumes no responsibility for report alteration, separation, detachment or third party interpretation.



Almar Environmental
407 Almar Avenue
Santa Cruz, CA 95060

Reported: 06/28/2016 10:21
Project: Soils/Waters
Project Number: 3101 35th Ave
Project Manager: Forrest Cook

Laboratory / Client Sample Cross Reference

Laboratory	Client Sample Information
------------	---------------------------

1615255-31	COC Number: --- Project Number: 3101 35th Ave Sampling Location: --- Sampling Point: DP-10d 30.0 Sampled By: ALSC	Receive Date: 06/02/2016 21:35 Sampling Date: 05/31/2016 10:10 Sample Depth: --- Lab Matrix: Solids Sample Type: Soil Delivery Work Order: Global ID: T0608700288 Location ID (FieldPoint): DP-10d 30.0 Matrix: SO Sample QC Type (SACode): CS Cooler ID:
-------------------	--	--

1615255-32	COC Number: --- Project Number: 3101 35th Ave Sampling Location: --- Sampling Point: DP-6 Sampled By: Forrest Cook of ALSC	Receive Date: 06/02/2016 21:35 Sampling Date: 06/01/2016 07:30 Sample Depth: --- Lab Matrix: Water Sample Type: Groundwater Metal Analysis: 2-Lab Filtered and Acidified past 15 minute holding time Delivery Work Order: Global ID: T0608700288 Location ID (FieldPoint): DP-6 Matrix: W Sample QC Type (SACode): CS Cooler ID:
-------------------	---	---

1615255-33	COC Number: --- Project Number: 3101 35th Ave Sampling Location: --- Sampling Point: DP-8 Sampled By: Forrest Cook of ALSC	Receive Date: 06/02/2016 21:35 Sampling Date: 06/01/2016 07:50 Sample Depth: --- Lab Matrix: Water Sample Type: Groundwater Delivery Work Order: Global ID: T0608700288 Location ID (FieldPoint): DP-8 Matrix: W Sample QC Type (SACode): CS Cooler ID:
-------------------	---	--

The results in this report apply to the samples analyzed in accordance with the chain of custody document. This analytical report must be reproduced in its entirety.

All results listed in this report are for the exclusive use of the submitting party. BC Laboratories, Inc. assumes no responsibility for report alteration, separation, detachment or third party interpretation.



Almar Environmental
407 Almar Avenue
Santa Cruz, CA 95060

Reported: 06/28/2016 10:21
Project: Soils/Waters
Project Number: 3101 35th Ave
Project Manager: Forrest Cook

Laboratory / Client Sample Cross Reference

Laboratory	Client Sample Information
------------	---------------------------

1615255-34	COC Number: ---	Receive Date: 06/02/2016 21:35
	Project Number: 3101 35th Ave	Sampling Date: 05/31/2016 10:30
	Sampling Location: ---	Sample Depth: ---
	Sampling Point: DP-9	Lab Matrix: Water
	Sampled By: Forrest Cook of ALSC	Sample Type: Groundwater
		Delivery Work Order:
		Global ID: T0608700288
		Location ID (FieldPoint): DP-9
		Matrix: W
		Sample QC Type (SACode): CS
		Cooler ID:

1615255-35	COC Number: ---	Receive Date: 06/02/2016 21:35
	Project Number: 3101 35th Ave	Sampling Date: 06/01/2016 08:05
	Sampling Location: ---	Sample Depth: ---
	Sampling Point: DP-10	Lab Matrix: Water
	Sampled By: Forrest Cook of ALSC	Sample Type: Groundwater
		Delivery Work Order:
		Global ID: T0608700288
		Location ID (FieldPoint): DP-10
		Matrix: W
		Sample QC Type (SACode): CS
		Cooler ID:

The results in this report apply to the samples analyzed in accordance with the chain of custody document. This analytical report must be reproduced in its entirety.

All results listed in this report are for the exclusive use of the submitting party. BC Laboratories, Inc. assumes no responsibility for report alteration, separation, detachment or third party interpretation.



Almar Environmental
407 Almar Avenue
Santa Cruz, CA 95060

Reported: 06/28/2016 10:21
Project: Soils/Waters
Project Number: 3101 35th Ave
Project Manager: Forrest Cook

Volatile Organic Analysis (EPA Method 8260B)

BCL Sample ID: 1615255-01	Client Sample Name: 3101 35th Ave, SG-4d 5.0, 5/31/2016 7:55:00AM, Forrest Cook
----------------------------------	--

Constituent	Result	Units	PQL	MDL	Method	MB Bias	Lab Quals	Run #
Benzene	ND	mg/kg	0.0050	0.0013	EPA-8260B	ND		1
Bromobenzene	ND	mg/kg	0.0050	0.0013	EPA-8260B	ND		1
Bromochloromethane	ND	mg/kg	0.0050	0.00092	EPA-8260B	ND		1
Bromodichloromethane	ND	mg/kg	0.0050	0.00084	EPA-8260B	ND		1
Bromoform	ND	mg/kg	0.0050	0.0015	EPA-8260B	ND		1
Bromomethane	ND	mg/kg	0.0050	0.0016	EPA-8260B	ND		1
n-Butylbenzene	ND	mg/kg	0.0050	0.0015	EPA-8260B	ND		1
sec-Butylbenzene	ND	mg/kg	0.0050	0.0012	EPA-8260B	ND		1
tert-Butylbenzene	ND	mg/kg	0.0050	0.0012	EPA-8260B	ND		1
Carbon tetrachloride	ND	mg/kg	0.0050	0.0011	EPA-8260B	ND		1
Chlorobenzene	ND	mg/kg	0.0050	0.0013	EPA-8260B	ND		1
Chloroethane	ND	mg/kg	0.0050	0.0014	EPA-8260B	ND		1
Chloroform	ND	mg/kg	0.0050	0.00063	EPA-8260B	ND		1
Chloromethane	ND	mg/kg	0.0050	0.0014	EPA-8260B	ND		1
2-Chlorotoluene	ND	mg/kg	0.0050	0.0018	EPA-8260B	ND		1
4-Chlorotoluene	ND	mg/kg	0.0050	0.0014	EPA-8260B	ND		1
Dibromochloromethane	ND	mg/kg	0.0050	0.00099	EPA-8260B	ND		1
1,2-Dibromo-3-chloropropane	ND	mg/kg	0.0050	0.0017	EPA-8260B	ND		1
1,2-Dibromoethane	ND	mg/kg	0.0050	0.0010	EPA-8260B	ND		1
Dibromomethane	ND	mg/kg	0.0050	0.0018	EPA-8260B	ND		1
1,2-Dichlorobenzene	ND	mg/kg	0.0050	0.00081	EPA-8260B	ND		1
1,3-Dichlorobenzene	ND	mg/kg	0.0050	0.0014	EPA-8260B	ND		1
1,4-Dichlorobenzene	ND	mg/kg	0.0050	0.0015	EPA-8260B	ND		1
Dichlorodifluoromethane	ND	mg/kg	0.0050	0.0013	EPA-8260B	ND		1
1,1-Dichloroethane	ND	mg/kg	0.0050	0.0014	EPA-8260B	ND		1
1,2-Dichloroethane	ND	mg/kg	0.0050	0.00085	EPA-8260B	ND		1
1,1-Dichloroethene	ND	mg/kg	0.0050	0.0012	EPA-8260B	ND		1
cis-1,2-Dichloroethene	ND	mg/kg	0.0050	0.0013	EPA-8260B	ND		1
trans-1,2-Dichloroethene	ND	mg/kg	0.0050	0.0014	EPA-8260B	ND		1
1,2-Dichloropropane	ND	mg/kg	0.0050	0.00081	EPA-8260B	ND		1
1,3-Dichloropropane	ND	mg/kg	0.0050	0.0011	EPA-8260B	ND		1
2,2-Dichloropropane	ND	mg/kg	0.0050	0.0013	EPA-8260B	ND		1
1,1-Dichloropropene	ND	mg/kg	0.0050	0.0012	EPA-8260B	ND		1

The results in this report apply to the samples analyzed in accordance with the chain of custody document. This analytical report must be reproduced in its entirety.

All results listed in this report are for the exclusive use of the submitting party. BC Laboratories, Inc. assumes no responsibility for report alteration, separation, detachment or third party interpretation.



Almar Environmental
407 Almar Avenue
Santa Cruz, CA 95060

Reported: 06/28/2016 10:21
Project: Soils/Waters
Project Number: 3101 35th Ave
Project Manager: Forrest Cook

Volatile Organic Analysis (EPA Method 8260B)

BCL Sample ID: 1615255-01		Client Sample Name: 3101 35th Ave, SG-4d 5.0, 5/31/2016 7:55:00AM, Forrest Cook						
Constituent	Result	Units	PQL	MDL	Method	MB Bias	Lab Quals	Run #
cis-1,3-Dichloropropene	ND	mg/kg	0.0050	0.0011	EPA-8260B	ND		1
trans-1,3-Dichloropropene	ND	mg/kg	0.0050	0.0012	EPA-8260B	ND		1
Ethylbenzene	ND	mg/kg	0.0050	0.0015	EPA-8260B	ND		1
Hexachlorobutadiene	ND	mg/kg	0.0050	0.0017	EPA-8260B	ND		1
Isopropylbenzene	ND	mg/kg	0.0050	0.0013	EPA-8260B	ND		1
p-Isopropyltoluene	ND	mg/kg	0.0050	0.0013	EPA-8260B	ND		1
Methylene chloride	ND	mg/kg	0.010	0.0024	EPA-8260B	ND		1
Methyl t-butyl ether	ND	mg/kg	0.0050	0.00050	EPA-8260B	ND		1
Naphthalene	ND	mg/kg	0.0050	0.0014	EPA-8260B	ND		1
n-Propylbenzene	ND	mg/kg	0.0050	0.0013	EPA-8260B	ND		1
Styrene	ND	mg/kg	0.0050	0.0014	EPA-8260B	ND		1
1,1,1,2-Tetrachloroethane	ND	mg/kg	0.0050	0.0011	EPA-8260B	ND		1
1,1,2,2-Tetrachloroethane	ND	mg/kg	0.0050	0.0011	EPA-8260B	ND		1
Tetrachloroethene	0.0027	mg/kg	0.0050	0.0013	EPA-8260B	ND	J	1
Toluene	ND	mg/kg	0.0050	0.0012	EPA-8260B	ND		1
1,2,3-Trichlorobenzene	ND	mg/kg	0.0050	0.0021	EPA-8260B	ND		1
1,2,4-Trichlorobenzene	ND	mg/kg	0.0050	0.0020	EPA-8260B	ND		1
1,1,1-Trichloroethane	ND	mg/kg	0.0050	0.0011	EPA-8260B	ND		1
1,1,2-Trichloroethane	ND	mg/kg	0.0050	0.00077	EPA-8260B	ND		1
Trichloroethene	ND	mg/kg	0.0050	0.0011	EPA-8260B	ND		1
Trichlorofluoromethane	ND	mg/kg	0.0050	0.0011	EPA-8260B	ND		1
1,2,3-Trichloropropane	ND	mg/kg	0.0050	0.0016	EPA-8260B	ND		1
1,1,2-Trichloro-1,2,2-trifluoroethane	ND	mg/kg	0.0050	0.0013	EPA-8260B	ND		1
1,2,4-Trimethylbenzene	ND	mg/kg	0.0050	0.0013	EPA-8260B	ND		1
1,3,5-Trimethylbenzene	ND	mg/kg	0.0050	0.0015	EPA-8260B	ND		1
Vinyl chloride	ND	mg/kg	0.0050	0.0016	EPA-8260B	ND		1
Total Xylenes	ND	mg/kg	0.010	0.0034	EPA-8260B	ND		1
Total Trihalomethanes	ND	mg/kg	0.020	0.0032	EPA-8260B	ND		1
t-Butyl alcohol	ND	mg/kg	0.050	0.017	EPA-8260B	ND		1
p- & m-Xylenes	ND	mg/kg	0.0050	0.0022	EPA-8260B	ND		1
o-Xylene	ND	mg/kg	0.0050	0.0012	EPA-8260B	ND		1
Total Purgeable Petroleum Hydrocarbons	0.099	mg/kg	0.20	0.020	Luft-GC/MS	ND	J	1
1,2-Dichloroethane-d4 (Surrogate)	107	%	70 - 121 (LCL - UCL)		EPA-8260B			1

The results in this report apply to the samples analyzed in accordance with the chain of custody document. This analytical report must be reproduced in its entirety.

All results listed in this report are for the exclusive use of the submitting party. BC Laboratories, Inc. assumes no responsibility for report alteration, separation, detachment or third party interpretation.



Almar Environmental
407 Almar Avenue
Santa Cruz, CA 95060

Reported: 06/28/2016 10:21
Project: Soils/Waters
Project Number: 3101 35th Ave
Project Manager: Forrest Cook

Volatile Organic Analysis (EPA Method 8260B)

BCL Sample ID: 1615255-01	Client Sample Name: 3101 35th Ave, SG-4d 5.0, 5/31/2016 7:55:00AM, Forrest Cook
----------------------------------	--

Constituent	Result	Units	PQL	MDL	Method	MB Bias	Lab Quals	Run #
Toluene-d8 (Surrogate)	102	%	81 - 117 (LCL - UCL)		EPA-8260B			1
4-Bromofluorobenzene (Surrogate)	102	%	74 - 121 (LCL - UCL)		EPA-8260B			1

Run #	Method	Prep Date	Run Date/Time	Analyst	Instrument	Dilution	QC Batch ID
1	EPA-8260B	06/03/16	06/03/16 16:35	MRF	MS-V3	1	BZF0138

The results in this report apply to the samples analyzed in accordance with the chain of custody document. This analytical report must be reproduced in its entirety.

All results listed in this report are for the exclusive use of the submitting party. BC Laboratories, Inc. assumes no responsibility for report alteration, separation, detachment or third party interpretation.



Almar Environmental
407 Almar Avenue
Santa Cruz, CA 95060

Reported: 06/28/2016 10:21
Project: Soils/Waters
Project Number: 3101 35th Ave
Project Manager: Forrest Cook

Volatile Organic Analysis (EPA Method 8260B)

BCL Sample ID: 1615255-02	Client Sample Name: 3101 35th Ave, DP-6d 5.0, 5/31/2016 12:50:00PM, Forrest Cook
----------------------------------	---

Constituent	Result	Units	PQL	MDL	Method	MB Bias	Lab Quals	Run #
Benzene	ND	mg/kg	0.0050	0.0013	EPA-8260B	ND		1
Bromobenzene	ND	mg/kg	0.0050	0.0013	EPA-8260B	ND		1
Bromochloromethane	ND	mg/kg	0.0050	0.00092	EPA-8260B	ND		1
Bromodichloromethane	ND	mg/kg	0.0050	0.00084	EPA-8260B	ND		1
Bromoform	ND	mg/kg	0.0050	0.0015	EPA-8260B	ND		1
Bromomethane	ND	mg/kg	0.0050	0.0016	EPA-8260B	ND		1
n-Butylbenzene	ND	mg/kg	0.0050	0.0015	EPA-8260B	ND		1
sec-Butylbenzene	ND	mg/kg	0.0050	0.0012	EPA-8260B	ND		1
tert-Butylbenzene	ND	mg/kg	0.0050	0.0012	EPA-8260B	ND		1
Carbon tetrachloride	ND	mg/kg	0.0050	0.0011	EPA-8260B	ND		1
Chlorobenzene	ND	mg/kg	0.0050	0.0013	EPA-8260B	ND		1
Chloroethane	ND	mg/kg	0.0050	0.0014	EPA-8260B	ND		1
Chloroform	ND	mg/kg	0.0050	0.00063	EPA-8260B	ND		1
Chloromethane	ND	mg/kg	0.0050	0.0014	EPA-8260B	ND		1
2-Chlorotoluene	ND	mg/kg	0.0050	0.0018	EPA-8260B	ND		1
4-Chlorotoluene	ND	mg/kg	0.0050	0.0014	EPA-8260B	ND		1
Dibromochloromethane	ND	mg/kg	0.0050	0.00099	EPA-8260B	ND		1
1,2-Dibromo-3-chloropropane	ND	mg/kg	0.0050	0.0017	EPA-8260B	ND		1
1,2-Dibromoethane	ND	mg/kg	0.0050	0.0010	EPA-8260B	ND		1
Dibromomethane	ND	mg/kg	0.0050	0.0018	EPA-8260B	ND		1
1,2-Dichlorobenzene	ND	mg/kg	0.0050	0.00081	EPA-8260B	ND		1
1,3-Dichlorobenzene	ND	mg/kg	0.0050	0.0014	EPA-8260B	ND		1
1,4-Dichlorobenzene	ND	mg/kg	0.0050	0.0015	EPA-8260B	ND		1
Dichlorodifluoromethane	ND	mg/kg	0.0050	0.0013	EPA-8260B	ND		1
1,1-Dichloroethane	ND	mg/kg	0.0050	0.0014	EPA-8260B	ND		1
1,2-Dichloroethane	ND	mg/kg	0.0050	0.00085	EPA-8260B	ND		1
1,1-Dichloroethene	ND	mg/kg	0.0050	0.0012	EPA-8260B	ND		1
cis-1,2-Dichloroethene	ND	mg/kg	0.0050	0.0013	EPA-8260B	ND		1
trans-1,2-Dichloroethene	ND	mg/kg	0.0050	0.0014	EPA-8260B	ND		1
1,2-Dichloropropane	ND	mg/kg	0.0050	0.00081	EPA-8260B	ND		1
1,3-Dichloropropane	ND	mg/kg	0.0050	0.0011	EPA-8260B	ND		1
2,2-Dichloropropane	ND	mg/kg	0.0050	0.0013	EPA-8260B	ND		1
1,1-Dichloropropene	ND	mg/kg	0.0050	0.0012	EPA-8260B	ND		1

The results in this report apply to the samples analyzed in accordance with the chain of custody document. This analytical report must be reproduced in its entirety.

All results listed in this report are for the exclusive use of the submitting party. BC Laboratories, Inc. assumes no responsibility for report alteration, separation, detachment or third party interpretation.



Almar Environmental
407 Almar Avenue
Santa Cruz, CA 95060

Reported: 06/28/2016 10:21
Project: Soils/Waters
Project Number: 3101 35th Ave
Project Manager: Forrest Cook

Volatile Organic Analysis (EPA Method 8260B)

BCL Sample ID: 1615255-02		Client Sample Name: 3101 35th Ave, DP-6d 5.0, 5/31/2016 12:50:00PM, Forrest Cook						
Constituent	Result	Units	PQL	MDL	Method	MB Bias	Lab Quals	Run #
cis-1,3-Dichloropropene	ND	mg/kg	0.0050	0.0011	EPA-8260B	ND		1
trans-1,3-Dichloropropene	ND	mg/kg	0.0050	0.0012	EPA-8260B	ND		1
Ethylbenzene	ND	mg/kg	0.0050	0.0015	EPA-8260B	ND		1
Hexachlorobutadiene	ND	mg/kg	0.0050	0.0017	EPA-8260B	ND		1
Isopropylbenzene	ND	mg/kg	0.0050	0.0013	EPA-8260B	ND		1
p-Isopropyltoluene	ND	mg/kg	0.0050	0.0013	EPA-8260B	ND		1
Methylene chloride	ND	mg/kg	0.010	0.0024	EPA-8260B	ND		1
Methyl t-butyl ether	ND	mg/kg	0.0050	0.00050	EPA-8260B	ND		1
Naphthalene	ND	mg/kg	0.0050	0.0014	EPA-8260B	ND		1
n-Propylbenzene	ND	mg/kg	0.0050	0.0013	EPA-8260B	ND		1
Styrene	ND	mg/kg	0.0050	0.0014	EPA-8260B	ND		1
1,1,1,2-Tetrachloroethane	ND	mg/kg	0.0050	0.0011	EPA-8260B	ND		1
1,1,2,2-Tetrachloroethane	ND	mg/kg	0.0050	0.0011	EPA-8260B	ND		1
Tetrachloroethene	ND	mg/kg	0.0050	0.0013	EPA-8260B	ND		1
Toluene	ND	mg/kg	0.0050	0.0012	EPA-8260B	ND		1
1,2,3-Trichlorobenzene	ND	mg/kg	0.0050	0.0021	EPA-8260B	ND		1
1,2,4-Trichlorobenzene	ND	mg/kg	0.0050	0.0020	EPA-8260B	ND		1
1,1,1-Trichloroethane	ND	mg/kg	0.0050	0.0011	EPA-8260B	ND		1
1,1,2-Trichloroethane	ND	mg/kg	0.0050	0.00077	EPA-8260B	ND		1
Trichloroethene	ND	mg/kg	0.0050	0.0011	EPA-8260B	ND		1
Trichlorofluoromethane	ND	mg/kg	0.0050	0.0011	EPA-8260B	ND		1
1,2,3-Trichloropropane	ND	mg/kg	0.0050	0.0016	EPA-8260B	ND		1
1,1,2-Trichloro-1,2,2-trifluoroethane	ND	mg/kg	0.0050	0.0013	EPA-8260B	ND		1
1,2,4-Trimethylbenzene	ND	mg/kg	0.0050	0.0013	EPA-8260B	ND		1
1,3,5-Trimethylbenzene	ND	mg/kg	0.0050	0.0015	EPA-8260B	ND		1
Vinyl chloride	ND	mg/kg	0.0050	0.0016	EPA-8260B	ND		1
Total Xylenes	ND	mg/kg	0.010	0.0034	EPA-8260B	ND		1
Total Trihalomethanes	ND	mg/kg	0.020	0.0032	EPA-8260B	ND		1
t-Butyl alcohol	ND	mg/kg	0.050	0.017	EPA-8260B	ND		1
p- & m-Xylenes	ND	mg/kg	0.0050	0.0022	EPA-8260B	ND		1
o-Xylene	ND	mg/kg	0.0050	0.0012	EPA-8260B	ND		1
Total Purgeable Petroleum Hydrocarbons	0.13	mg/kg	0.20	0.020	Luft-GC/MS	ND	J	1
1,2-Dichloroethane-d4 (Surrogate)	106	%	70 - 121 (LCL - UCL)		EPA-8260B			1

The results in this report apply to the samples analyzed in accordance with the chain of custody document. This analytical report must be reproduced in its entirety.

All results listed in this report are for the exclusive use of the submitting party. BC Laboratories, Inc. assumes no responsibility for report alteration, separation, detachment or third party interpretation.



Almar Environmental
407 Almar Avenue
Santa Cruz, CA 95060

Reported: 06/28/2016 10:21
Project: Soils/Waters
Project Number: 3101 35th Ave
Project Manager: Forrest Cook

Volatile Organic Analysis (EPA Method 8260B)

BCL Sample ID: 1615255-02	Client Sample Name: 3101 35th Ave, DP-6d 5.0, 5/31/2016 12:50:00PM, Forrest Cook
----------------------------------	---

Constituent	Result	Units	PQL	MDL	Method	MB Bias	Lab Quals	Run #
Toluene-d8 (Surrogate)	101	%	81 - 117 (LCL - UCL)		EPA-8260B			1
4-Bromofluorobenzene (Surrogate)	102	%	74 - 121 (LCL - UCL)		EPA-8260B			1

Run #	Method	Prep Date	Run Date/Time	Analyst	Instrument	Dilution	QC Batch ID
1	EPA-8260B	06/06/16	06/06/16 13:10	MRF	MS-V3	1	BZF0306

The results in this report apply to the samples analyzed in accordance with the chain of custody document. This analytical report must be reproduced in its entirety.

All results listed in this report are for the exclusive use of the submitting party. BC Laboratories, Inc. assumes no responsibility for report alteration, separation, detachment or third party interpretation.



Almar Environmental
407 Almar Avenue
Santa Cruz, CA 95060

Reported: 06/28/2016 10:21
Project: Soils/Waters
Project Number: 3101 35th Ave
Project Manager: Forrest Cook

Base Neutral and Acid Extractables Organic Analysis (EPA Method 8270C)

BCL Sample ID: 1615255-02	Client Sample Name: 3101 35th Ave, DP-6d 5.0, 5/31/2016 12:50:00PM, Forrest Cook
----------------------------------	---

Constituent	Result	Units	PQL	MDL	Method	MB Bias	Lab Quals	Run #
Acenaphthene	ND	mg/kg	0.10	0.0092	EPA-8270C	ND		1
Acenaphthylene	ND	mg/kg	0.10	0.018	EPA-8270C	ND		1
Aldrin	ND	mg/kg	0.10	0.016	EPA-8270C	ND		1
Aniline	ND	mg/kg	0.20	0.016	EPA-8270C	ND		1
Anthracene	ND	mg/kg	0.10	0.050	EPA-8270C	ND		1
Benzidine	ND	mg/kg	3.0	0.058	EPA-8270C	ND		1
Benzo[a]anthracene	ND	mg/kg	0.10	0.041	EPA-8270C	ND		1
Benzo[b]fluoranthene	ND	mg/kg	0.10	0.0094	EPA-8270C	ND		1
Benzo[k]fluoranthene	ND	mg/kg	0.10	0.017	EPA-8270C	ND		1
Benzo[a]pyrene	ND	mg/kg	0.10	0.026	EPA-8270C	ND		1
Benzo[g,h,i]perylene	ND	mg/kg	0.10	0.011	EPA-8270C	ND		1
Benzoic acid	ND	mg/kg	0.50	0.057	EPA-8270C	ND		1
Benzyl alcohol	ND	mg/kg	0.10	0.0073	EPA-8270C	ND		1
Benzyl butyl phthalate	ND	mg/kg	0.10	0.033	EPA-8270C	ND		1
alpha-BHC	ND	mg/kg	0.10	0.035	EPA-8270C	ND		1
beta-BHC	ND	mg/kg	0.10	0.040	EPA-8270C	ND		1
delta-BHC	ND	mg/kg	0.10	0.018	EPA-8270C	ND		1
gamma-BHC (Lindane)	ND	mg/kg	0.10	0.025	EPA-8270C	ND		1
bis(2-Chloroethoxy)methane	ND	mg/kg	0.10	0.045	EPA-8270C	ND		1
bis(2-Chloroethyl) ether	ND	mg/kg	0.10	0.026	EPA-8270C	ND		1
bis(2-Chloroisopropyl) ether	ND	mg/kg	0.10	0.015	EPA-8270C	ND		1
bis(2-Ethylhexyl)phthalate	ND	mg/kg	0.20	0.032	EPA-8270C	ND		1
4-Bromophenyl phenyl ether	ND	mg/kg	0.10	0.026	EPA-8270C	ND		1
4-Chloroaniline	ND	mg/kg	0.10	0.015	EPA-8270C	ND		1
2-Chloronaphthalene	ND	mg/kg	0.10	0.012	EPA-8270C	ND		1
4-Chlorophenyl phenyl ether	ND	mg/kg	0.10	0.011	EPA-8270C	ND		1
Chrysene	ND	mg/kg	0.10	0.016	EPA-8270C	ND		1
4,4'-DDD	ND	mg/kg	0.10	0.032	EPA-8270C	ND		1
4,4'-DDE	ND	mg/kg	0.10	0.033	EPA-8270C	ND		1
4,4'-DDT	ND	mg/kg	0.10	0.052	EPA-8270C	ND		1
Dibenzo[a,h]anthracene	ND	mg/kg	0.10	0.019	EPA-8270C	ND		1
Dibenzofuran	ND	mg/kg	0.10	0.013	EPA-8270C	ND		1
1,2-Dichlorobenzene	ND	mg/kg	0.10	0.0084	EPA-8270C	ND		1

The results in this report apply to the samples analyzed in accordance with the chain of custody document. This analytical report must be reproduced in its entirety.

All results listed in this report are for the exclusive use of the submitting party. BC Laboratories, Inc. assumes no responsibility for report alteration, separation, detachment or third party interpretation.



Almar Environmental
407 Almar Avenue
Santa Cruz, CA 95060

Reported: 06/28/2016 10:21
Project: Soils/Waters
Project Number: 3101 35th Ave
Project Manager: Forrest Cook

Base Neutral and Acid Extractables Organic Analysis (EPA Method 8270C)

BCL Sample ID: 1615255-02	Client Sample Name: 3101 35th Ave, DP-6d 5.0, 5/31/2016 12:50:00PM, Forrest Cook
----------------------------------	---

Constituent	Result	Units	PQL	MDL	Method	MB Bias	Lab Quals	Run #
1,3-Dichlorobenzene	ND	mg/kg	0.10	0.012	EPA-8270C	ND		1
1,4-Dichlorobenzene	ND	mg/kg	0.10	0.018	EPA-8270C	ND		1
3,3-Dichlorobenzidine	ND	mg/kg	0.20	0.024	EPA-8270C	ND		1
Dieldrin	ND	mg/kg	0.10	0.031	EPA-8270C	ND		1
Diethyl phthalate	ND	mg/kg	0.10	0.0073	EPA-8270C	ND		1
Dimethyl phthalate	ND	mg/kg	0.10	0.0091	EPA-8270C	ND		1
Di-n-butyl phthalate	ND	mg/kg	0.10	0.019	EPA-8270C	ND		1
2,4-Dinitrotoluene	ND	mg/kg	0.10	0.030	EPA-8270C	ND		1
2,6-Dinitrotoluene	ND	mg/kg	0.10	0.016	EPA-8270C	ND		1
Di-n-octyl phthalate	ND	mg/kg	0.10	0.013	EPA-8270C	ND		1
1,2-Diphenylhydrazine	ND	mg/kg	0.10	0.016	EPA-8270C	ND		1
Endosulfan I	ND	mg/kg	0.20	0.062	EPA-8270C	ND		1
Endosulfan II	ND	mg/kg	0.20	0.062	EPA-8270C	ND		1
Endosulfan sulfate	ND	mg/kg	0.10	0.056	EPA-8270C	ND		1
Endrin	ND	mg/kg	0.20	0.053	EPA-8270C	ND		1
Endrin aldehyde	ND	mg/kg	0.50	0.044	EPA-8270C	ND		1
Fluoranthene	ND	mg/kg	0.10	0.011	EPA-8270C	ND		1
Fluorene	ND	mg/kg	0.10	0.013	EPA-8270C	ND		1
Heptachlor	ND	mg/kg	0.10	0.024	EPA-8270C	ND		1
Heptachlor epoxide	ND	mg/kg	0.10	0.065	EPA-8270C	ND		1
Hexachlorobenzene	ND	mg/kg	0.10	0.012	EPA-8270C	ND		1
Hexachlorobutadiene	ND	mg/kg	0.10	0.020	EPA-8270C	ND		1
Hexachlorocyclopentadiene	ND	mg/kg	0.10	0.029	EPA-8270C	ND		1
Hexachloroethane	ND	mg/kg	0.10	0.032	EPA-8270C	ND		1
Indeno[1,2,3-cd]pyrene	ND	mg/kg	0.10	0.013	EPA-8270C	ND		1
Isophorone	ND	mg/kg	0.10	0.0099	EPA-8270C	ND		1
2-Methylnaphthalene	ND	mg/kg	0.10	0.0082	EPA-8270C	ND		1
Naphthalene	ND	mg/kg	0.10	0.0085	EPA-8270C	ND		1
2-Naphthylamine	ND	mg/kg	3.0	0.039	EPA-8270C	ND		1
2-Nitroaniline	ND	mg/kg	0.10	0.027	EPA-8270C	ND		1
3-Nitroaniline	ND	mg/kg	0.20	0.037	EPA-8270C	ND		1
4-Nitroaniline	ND	mg/kg	0.20	0.037	EPA-8270C	ND		1
Nitrobenzene	ND	mg/kg	0.10	0.0098	EPA-8270C	ND		1

The results in this report apply to the samples analyzed in accordance with the chain of custody document. This analytical report must be reproduced in its entirety.

All results listed in this report are for the exclusive use of the submitting party. BC Laboratories, Inc. assumes no responsibility for report alteration, separation, detachment or third party interpretation.



Almar Environmental
407 Almar Avenue
Santa Cruz, CA 95060

Reported: 06/28/2016 10:21
Project: Soils/Waters
Project Number: 3101 35th Ave
Project Manager: Forrest Cook

Base Neutral and Acid Extractables Organic Analysis (EPA Method 8270C)

BCL Sample ID: 1615255-02	Client Sample Name: 3101 35th Ave, DP-6d 5.0, 5/31/2016 12:50:00PM, Forrest Cook
----------------------------------	---

Constituent	Result	Units	PQL	MDL	Method	MB Bias	Lab Quals	Run #
N-Nitrosodimethylamine	ND	mg/kg	0.10	0.077	EPA-8270C	ND		1
N-Nitrosodi-N-propylamine	ND	mg/kg	0.10	0.013	EPA-8270C	ND		1
N-Nitrosodiphenylamine	ND	mg/kg	0.10	0.018	EPA-8270C	ND		1
Phenanthrene	ND	mg/kg	0.10	0.034	EPA-8270C	ND		1
Pyrene	ND	mg/kg	0.10	0.027	EPA-8270C	ND		1
1,2,4-Trichlorobenzene	ND	mg/kg	0.10	0.016	EPA-8270C	ND		1
4-Chloro-3-methylphenol	ND	mg/kg	0.20	0.017	EPA-8270C	ND		1
2-Chlorophenol	ND	mg/kg	0.10	0.015	EPA-8270C	ND		1
2,4-Dichlorophenol	ND	mg/kg	0.10	0.021	EPA-8270C	ND		1
2,4-Dimethylphenol	ND	mg/kg	0.10	0.019	EPA-8270C	ND		1
4,6-Dinitro-2-methylphenol	ND	mg/kg	0.50	0.030	EPA-8270C	ND		1
2,4-Dinitrophenol	ND	mg/kg	0.50	0.18	EPA-8270C	ND		1
2-Methylphenol	ND	mg/kg	0.10	0.0086	EPA-8270C	ND		1
3- & 4-Methylphenol	ND	mg/kg	0.20	0.034	EPA-8270C	ND		1
2-Nitrophenol	ND	mg/kg	0.10	0.025	EPA-8270C	ND		1
4-Nitrophenol	ND	mg/kg	0.20	0.034	EPA-8270C	ND		1
Pentachlorophenol	ND	mg/kg	0.20	0.031	EPA-8270C	ND		1
Phenol	2.6	mg/kg	0.10	0.015	EPA-8270C	ND		1
2,4,5-Trichlorophenol	ND	mg/kg	0.20	0.017	EPA-8270C	ND		1
2,4,6-Trichlorophenol	ND	mg/kg	0.20	0.028	EPA-8270C	ND		1
2-Fluorophenol (Surrogate)	48.8	%	20 - 130 (LCL - UCL)		EPA-8270C			1
Phenol-d5 (Surrogate)	58.5	%	30 - 130 (LCL - UCL)		EPA-8270C			1
Nitrobenzene-d5 (Surrogate)	74.8	%	30 - 130 (LCL - UCL)		EPA-8270C			1
2-Fluorobiphenyl (Surrogate)	87.2	%	30 - 140 (LCL - UCL)		EPA-8270C			1
2,4,6-Tribromophenol (Surrogate)	83.2	%	20 - 150 (LCL - UCL)		EPA-8270C			1
p-Terphenyl-d14 (Surrogate)	38.1	%	30 - 150 (LCL - UCL)		EPA-8270C			1

Run #	Method	Prep Date	Run Date/Time	Analyst	Instrument	Dilution	QC Batch ID
1	EPA-8270C	06/08/16	06/09/16 13:53	VH1	MS-B1	0.944	BZF0727

The results in this report apply to the samples analyzed in accordance with the chain of custody document. This analytical report must be reproduced in its entirety.

All results listed in this report are for the exclusive use of the submitting party. BC Laboratories, Inc. assumes no responsibility for report alteration, separation, detachment or third party interpretation.



Almar Environmental
407 Almar Avenue
Santa Cruz, CA 95060

Reported: 06/28/2016 10:21
Project: Soils/Waters
Project Number: 3101 35th Ave
Project Manager: Forrest Cook

Total Petroleum Hydrocarbons

BCL Sample ID: 1615255-02	Client Sample Name: 3101 35th Ave, DP-6d 5.0, 5/31/2016 12:50:00PM, Forrest Cook
----------------------------------	---

Constituent	Result	Units	PQL	MDL	Method	MB Bias	Lab Quals	Run #
TPH - Diesel (FFP)	8.7	mg/kg	10	1.2	EPA-8015B/FFP	ND	J,A52	1
TPH - Motor Oil	42	mg/kg	20	6.5	EPA-8015B/FFP	ND	A57	1
Tetracosane (Surrogate)	68.7	%	20 - 145 (LCL - UCL)		EPA-8015B/FFP			1

Run #	Method	Prep Date	Run Date/Time	Analyst	Instrument	Dilution	QC Batch ID
1	EPA-8015B/FFP	06/08/16	06/10/16 09:51	AS1	GC-13	1.007	BZF0803

The results in this report apply to the samples analyzed in accordance with the chain of custody document. This analytical report must be reproduced in its entirety.

All results listed in this report are for the exclusive use of the submitting party. BC Laboratories, Inc. assumes no responsibility for report alteration, separation, detachment or third party interpretation.



Almar Environmental
407 Almar Avenue
Santa Cruz, CA 95060

Reported: 06/28/2016 10:21
Project: Soils/Waters
Project Number: 3101 35th Ave
Project Manager: Forrest Cook

Total Concentrations (TTLIC)

BCL Sample ID: 1615255-02		Client Sample Name: 3101 35th Ave, DP-6d 5.0, 5/31/2016 12:50:00PM, Forrest Cook						
Constituent	Result	Units	PQL	MDL	Method	MB Bias	Lab Quals	Run #
Antimony	ND	mg/kg	4.4	0.29	EPA-6010B	ND		1
Arsenic	5.3	mg/kg	0.88	0.35	EPA-6010B	ND		1
Barium	160	mg/kg	0.44	0.16	EPA-6010B	ND		1
Beryllium	0.43	mg/kg	0.44	0.042	EPA-6010B	ND	J	1
Cadmium	ND	mg/kg	0.44	0.046	EPA-6010B	ND		1
Chromium	54	mg/kg	0.44	0.044	EPA-6010B	ND		1
Cobalt	10	mg/kg	2.2	0.087	EPA-6010B	0.95		1
Copper	78	mg/kg	0.88	0.044	EPA-6010B	0.097		2
Lead	6.7	mg/kg	2.2	0.25	EPA-6010B	ND		1
Mercury	0.099	mg/kg	0.16	0.041	EPA-7471A	ND	J	3
Molybdenum	0.52	mg/kg	2.5	0.050	EPA-6010B	0.052	J	4
Nickel	67	mg/kg	0.44	0.13	EPA-6010B	ND		1
Selenium	ND	mg/kg	4.4	4.3	EPA-6010B	ND	A07	5
Silver	0.30	mg/kg	0.44	0.059	EPA-6010B	ND	J	1
Thallium	ND	mg/kg	4.4	0.57	EPA-6010B	ND		1
Vanadium	52	mg/kg	0.44	0.097	EPA-6010B	ND		1
Zinc	92	mg/kg	2.2	0.077	EPA-6010B	0.32		1

Run #	Method	Prep Date	Run		Instrument	Dilution	QC
			Date/Time	Analyst			Batch ID
1	EPA-6010B	06/07/16	06/08/16 19:33	JCC	PE-OP3	0.885	BZF0457
2	EPA-6010B	06/07/16	06/10/16 10:42	JCC	PE-OP3	0.885	BZF0457
3	EPA-7471A	06/06/16	06/06/16 11:59	MEV	CETAC2	0.962	BZF0362
4	EPA-6010B	06/14/16	06/14/16 15:07	JCC	PE-OP3	0.909	BZF1117
5	EPA-6010B	06/07/16	06/10/16 11:17	JCC	PE-OP3	4.425	BZF0457

The results in this report apply to the samples analyzed in accordance with the chain of custody document. This analytical report must be reproduced in its entirety.

All results listed in this report are for the exclusive use of the submitting party. BC Laboratories, Inc. assumes no responsibility for report alteration, separation, detachment or third party interpretation.



Almar Environmental
407 Almar Avenue
Santa Cruz, CA 95060

Reported: 06/28/2016 10:21
Project: Soils/Waters
Project Number: 3101 35th Ave
Project Manager: Forrest Cook

Volatile Organic Analysis (EPA Method 8260B)

BCL Sample ID: 1615255-03	Client Sample Name: 3101 35th Ave, DP-6d 10.0, 5/31/2016 12:55:00PM, Forrest Cook
----------------------------------	--

Constituent	Result	Units	PQL	MDL	Method	MB Bias	Lab Quals	Run #
Benzene	ND	mg/kg	0.0050	0.0013	EPA-8260B	ND		1
Bromobenzene	ND	mg/kg	0.0050	0.0013	EPA-8260B	ND		1
Bromochloromethane	ND	mg/kg	0.0050	0.00092	EPA-8260B	ND		1
Bromodichloromethane	ND	mg/kg	0.0050	0.00084	EPA-8260B	ND		1
Bromoform	ND	mg/kg	0.0050	0.0015	EPA-8260B	ND		1
Bromomethane	ND	mg/kg	0.0050	0.0016	EPA-8260B	ND		1
n-Butylbenzene	ND	mg/kg	0.0050	0.0015	EPA-8260B	ND		1
sec-Butylbenzene	ND	mg/kg	0.0050	0.0012	EPA-8260B	ND		1
tert-Butylbenzene	ND	mg/kg	0.0050	0.0012	EPA-8260B	ND		1
Carbon tetrachloride	ND	mg/kg	0.0050	0.0011	EPA-8260B	ND		1
Chlorobenzene	ND	mg/kg	0.0050	0.0013	EPA-8260B	ND		1
Chloroethane	ND	mg/kg	0.0050	0.0014	EPA-8260B	ND		1
Chloroform	ND	mg/kg	0.0050	0.00063	EPA-8260B	ND		1
Chloromethane	ND	mg/kg	0.0050	0.0014	EPA-8260B	ND		1
2-Chlorotoluene	ND	mg/kg	0.0050	0.0018	EPA-8260B	ND		1
4-Chlorotoluene	ND	mg/kg	0.0050	0.0014	EPA-8260B	ND		1
Dibromochloromethane	ND	mg/kg	0.0050	0.00099	EPA-8260B	ND		1
1,2-Dibromo-3-chloropropane	ND	mg/kg	0.0050	0.0017	EPA-8260B	ND		1
1,2-Dibromoethane	ND	mg/kg	0.0050	0.0010	EPA-8260B	ND		1
Dibromomethane	ND	mg/kg	0.0050	0.0018	EPA-8260B	ND		1
1,2-Dichlorobenzene	ND	mg/kg	0.0050	0.00081	EPA-8260B	ND		1
1,3-Dichlorobenzene	ND	mg/kg	0.0050	0.0014	EPA-8260B	ND		1
1,4-Dichlorobenzene	ND	mg/kg	0.0050	0.0015	EPA-8260B	ND		1
Dichlorodifluoromethane	ND	mg/kg	0.0050	0.0013	EPA-8260B	ND		1
1,1-Dichloroethane	ND	mg/kg	0.0050	0.0014	EPA-8260B	ND		1
1,2-Dichloroethane	ND	mg/kg	0.0050	0.00085	EPA-8260B	ND		1
1,1-Dichloroethene	ND	mg/kg	0.0050	0.0012	EPA-8260B	ND		1
cis-1,2-Dichloroethene	ND	mg/kg	0.0050	0.0013	EPA-8260B	ND		1
trans-1,2-Dichloroethene	ND	mg/kg	0.0050	0.0014	EPA-8260B	ND		1
1,2-Dichloropropane	ND	mg/kg	0.0050	0.00081	EPA-8260B	ND		1
1,3-Dichloropropane	ND	mg/kg	0.0050	0.0011	EPA-8260B	ND		1
2,2-Dichloropropane	ND	mg/kg	0.0050	0.0013	EPA-8260B	ND		1
1,1-Dichloropropene	ND	mg/kg	0.0050	0.0012	EPA-8260B	ND		1

The results in this report apply to the samples analyzed in accordance with the chain of custody document. This analytical report must be reproduced in its entirety.

All results listed in this report are for the exclusive use of the submitting party. BC Laboratories, Inc. assumes no responsibility for report alteration, separation, detachment or third party interpretation.



Almar Environmental
407 Almar Avenue
Santa Cruz, CA 95060

Reported: 06/28/2016 10:21
Project: Soils/Waters
Project Number: 3101 35th Ave
Project Manager: Forrest Cook

Volatile Organic Analysis (EPA Method 8260B)

BCL Sample ID: 1615255-03		Client Sample Name: 3101 35th Ave, DP-6d 10.0, 5/31/2016 12:55:00PM, Forrest Cook						
Constituent	Result	Units	PQL	MDL	Method	MB Bias	Lab Quals	Run #
cis-1,3-Dichloropropene	ND	mg/kg	0.0050	0.0011	EPA-8260B	ND		1
trans-1,3-Dichloropropene	ND	mg/kg	0.0050	0.0012	EPA-8260B	ND		1
Ethylbenzene	ND	mg/kg	0.0050	0.0015	EPA-8260B	ND		1
Hexachlorobutadiene	ND	mg/kg	0.0050	0.0017	EPA-8260B	ND		1
Isopropylbenzene	ND	mg/kg	0.0050	0.0013	EPA-8260B	ND		1
p-Isopropyltoluene	ND	mg/kg	0.0050	0.0013	EPA-8260B	ND		1
Methylene chloride	ND	mg/kg	0.010	0.0024	EPA-8260B	ND		1
Methyl t-butyl ether	ND	mg/kg	0.0050	0.00050	EPA-8260B	ND		1
Naphthalene	ND	mg/kg	0.0050	0.0014	EPA-8260B	ND		1
n-Propylbenzene	ND	mg/kg	0.0050	0.0013	EPA-8260B	ND		1
Styrene	ND	mg/kg	0.0050	0.0014	EPA-8260B	ND		1
1,1,1,2-Tetrachloroethane	ND	mg/kg	0.0050	0.0011	EPA-8260B	ND		1
1,1,2,2-Tetrachloroethane	ND	mg/kg	0.0050	0.0011	EPA-8260B	ND		1
Tetrachloroethene	ND	mg/kg	0.0050	0.0013	EPA-8260B	ND		1
Toluene	ND	mg/kg	0.0050	0.0012	EPA-8260B	ND		1
1,2,3-Trichlorobenzene	ND	mg/kg	0.0050	0.0021	EPA-8260B	ND		1
1,2,4-Trichlorobenzene	ND	mg/kg	0.0050	0.0020	EPA-8260B	ND		1
1,1,1-Trichloroethane	ND	mg/kg	0.0050	0.0011	EPA-8260B	ND		1
1,1,2-Trichloroethane	ND	mg/kg	0.0050	0.00077	EPA-8260B	ND		1
Trichloroethene	ND	mg/kg	0.0050	0.0011	EPA-8260B	ND		1
Trichlorofluoromethane	ND	mg/kg	0.0050	0.0011	EPA-8260B	ND		1
1,2,3-Trichloropropane	ND	mg/kg	0.0050	0.0016	EPA-8260B	ND		1
1,1,2-Trichloro-1,2,2-trifluoroethane	ND	mg/kg	0.0050	0.0013	EPA-8260B	ND		1
1,2,4-Trimethylbenzene	ND	mg/kg	0.0050	0.0013	EPA-8260B	ND		1
1,3,5-Trimethylbenzene	ND	mg/kg	0.0050	0.0015	EPA-8260B	ND		1
Vinyl chloride	ND	mg/kg	0.0050	0.0016	EPA-8260B	ND		1
Total Xylenes	ND	mg/kg	0.010	0.0034	EPA-8260B	ND		1
Total Trihalomethanes	ND	mg/kg	0.020	0.0032	EPA-8260B	ND		1
t-Butyl alcohol	ND	mg/kg	0.050	0.017	EPA-8260B	ND		1
p- & m-Xylenes	ND	mg/kg	0.0050	0.0022	EPA-8260B	ND		1
o-Xylene	ND	mg/kg	0.0050	0.0012	EPA-8260B	ND		1
Total Purgeable Petroleum Hydrocarbons	0.099	mg/kg	0.20	0.020	Luft-GC/MS	ND	J	1
1,2-Dichloroethane-d4 (Surrogate)	106	%	70 - 121 (LCL - UCL)		EPA-8260B			1

The results in this report apply to the samples analyzed in accordance with the chain of custody document. This analytical report must be reproduced in its entirety.

All results listed in this report are for the exclusive use of the submitting party. BC Laboratories, Inc. assumes no responsibility for report alteration, separation, detachment or third party interpretation.



Almar Environmental
407 Almar Avenue
Santa Cruz, CA 95060

Reported: 06/28/2016 10:21
Project: Soils/Waters
Project Number: 3101 35th Ave
Project Manager: Forrest Cook

Volatile Organic Analysis (EPA Method 8260B)

BCL Sample ID: 1615255-03	Client Sample Name: 3101 35th Ave, DP-6d 10.0, 5/31/2016 12:55:00PM, Forrest Cook
----------------------------------	--

Constituent	Result	Units	PQL	MDL	Method	MB Bias	Lab Quals	Run #
Toluene-d8 (Surrogate)	100	%	81 - 117 (LCL - UCL)		EPA-8260B			1
4-Bromofluorobenzene (Surrogate)	102	%	74 - 121 (LCL - UCL)		EPA-8260B			1

Run #	Method	Prep Date	Run Date/Time	Analyst	Instrument	Dilution	QC Batch ID
1	EPA-8260B	06/06/16	06/06/16 13:33	MRF	MS-V3	1	BZF0306

The results in this report apply to the samples analyzed in accordance with the chain of custody document. This analytical report must be reproduced in its entirety.

All results listed in this report are for the exclusive use of the submitting party. BC Laboratories, Inc. assumes no responsibility for report alteration, separation, detachment or third party interpretation.



Almar Environmental
407 Almar Avenue
Santa Cruz, CA 95060

Reported: 06/28/2016 10:21
Project: Soils/Waters
Project Number: 3101 35th Ave
Project Manager: Forrest Cook

Base Neutral and Acid Extractables Organic Analysis (EPA Method 8270C)

BCL Sample ID: 1615255-03		Client Sample Name: 3101 35th Ave, DP-6d 10.0, 5/31/2016 12:55:00PM, Forrest Cook						
Constituent	Result	Units	PQL	MDL	Method	MB Bias	Lab Quals	Run #
Acenaphthene	ND	mg/kg	0.10	0.0092	EPA-8270C	ND		1
Acenaphthylene	ND	mg/kg	0.10	0.018	EPA-8270C	ND		1
Aldrin	ND	mg/kg	0.10	0.016	EPA-8270C	ND		1
Aniline	ND	mg/kg	0.20	0.016	EPA-8270C	ND		1
Anthracene	ND	mg/kg	0.10	0.050	EPA-8270C	ND		1
Benzidine	ND	mg/kg	3.0	0.058	EPA-8270C	ND		1
Benzo[a]anthracene	ND	mg/kg	0.10	0.041	EPA-8270C	ND		1
Benzo[b]fluoranthene	ND	mg/kg	0.10	0.0094	EPA-8270C	ND		1
Benzo[k]fluoranthene	ND	mg/kg	0.10	0.017	EPA-8270C	ND		1
Benzo[a]pyrene	ND	mg/kg	0.10	0.026	EPA-8270C	ND		1
Benzo[g,h,i]perylene	ND	mg/kg	0.10	0.011	EPA-8270C	ND		1
Benzoic acid	0.19	mg/kg	0.50	0.057	EPA-8270C	ND	J	1
Benzyl alcohol	ND	mg/kg	0.10	0.0073	EPA-8270C	ND		1
Benzyl butyl phthalate	ND	mg/kg	0.10	0.033	EPA-8270C	ND		1
alpha-BHC	ND	mg/kg	0.10	0.035	EPA-8270C	ND		1
beta-BHC	ND	mg/kg	0.10	0.040	EPA-8270C	ND		1
delta-BHC	ND	mg/kg	0.10	0.018	EPA-8270C	ND		1
gamma-BHC (Lindane)	ND	mg/kg	0.10	0.025	EPA-8270C	ND		1
bis(2-Chloroethoxy)methane	ND	mg/kg	0.10	0.045	EPA-8270C	ND		1
bis(2-Chloroethyl) ether	ND	mg/kg	0.10	0.026	EPA-8270C	ND		1
bis(2-Chloroisopropyl) ether	ND	mg/kg	0.10	0.015	EPA-8270C	ND		1
bis(2-Ethylhexyl)phthalate	ND	mg/kg	0.20	0.032	EPA-8270C	ND		1
4-Bromophenyl phenyl ether	ND	mg/kg	0.10	0.026	EPA-8270C	ND		1
4-Chloroaniline	ND	mg/kg	0.10	0.015	EPA-8270C	ND		1
2-Chloronaphthalene	ND	mg/kg	0.10	0.012	EPA-8270C	ND		1
4-Chlorophenyl phenyl ether	ND	mg/kg	0.10	0.011	EPA-8270C	ND		1
Chrysene	ND	mg/kg	0.10	0.016	EPA-8270C	ND		1
4,4'-DDD	ND	mg/kg	0.10	0.032	EPA-8270C	ND		1
4,4'-DDE	ND	mg/kg	0.10	0.033	EPA-8270C	ND		1
4,4'-DDT	ND	mg/kg	0.10	0.052	EPA-8270C	ND		1
Dibenzo[a,h]anthracene	ND	mg/kg	0.10	0.019	EPA-8270C	ND		1
Dibenzofuran	ND	mg/kg	0.10	0.013	EPA-8270C	ND		1
1,2-Dichlorobenzene	ND	mg/kg	0.10	0.0084	EPA-8270C	ND		1

The results in this report apply to the samples analyzed in accordance with the chain of custody document. This analytical report must be reproduced in its entirety.

All results listed in this report are for the exclusive use of the submitting party. BC Laboratories, Inc. assumes no responsibility for report alteration, separation, detachment or third party interpretation.



Almar Environmental
407 Almar Avenue
Santa Cruz, CA 95060

Reported: 06/28/2016 10:21
Project: Soils/Waters
Project Number: 3101 35th Ave
Project Manager: Forrest Cook

Base Neutral and Acid Extractables Organic Analysis (EPA Method 8270C)

BCL Sample ID: 1615255-03	Client Sample Name: 3101 35th Ave, DP-6d 10.0, 5/31/2016 12:55:00PM, Forrest Cook
----------------------------------	--

Constituent	Result	Units	PQL	MDL	Method	MB Bias	Lab Quals	Run #
1,3-Dichlorobenzene	ND	mg/kg	0.10	0.012	EPA-8270C	ND		1
1,4-Dichlorobenzene	ND	mg/kg	0.10	0.018	EPA-8270C	ND		1
3,3-Dichlorobenzidine	ND	mg/kg	0.20	0.024	EPA-8270C	ND		1
Dieldrin	ND	mg/kg	0.10	0.031	EPA-8270C	ND		1
Diethyl phthalate	ND	mg/kg	0.10	0.0073	EPA-8270C	ND		1
Dimethyl phthalate	ND	mg/kg	0.10	0.0091	EPA-8270C	ND		1
Di-n-butyl phthalate	ND	mg/kg	0.10	0.019	EPA-8270C	ND		1
2,4-Dinitrotoluene	ND	mg/kg	0.10	0.030	EPA-8270C	ND		1
2,6-Dinitrotoluene	ND	mg/kg	0.10	0.016	EPA-8270C	ND		1
Di-n-octyl phthalate	ND	mg/kg	0.10	0.013	EPA-8270C	ND		1
1,2-Diphenylhydrazine	ND	mg/kg	0.10	0.016	EPA-8270C	ND		1
Endosulfan I	ND	mg/kg	0.20	0.062	EPA-8270C	ND		1
Endosulfan II	ND	mg/kg	0.20	0.062	EPA-8270C	ND		1
Endosulfan sulfate	ND	mg/kg	0.10	0.056	EPA-8270C	ND		1
Endrin	ND	mg/kg	0.20	0.053	EPA-8270C	ND		1
Endrin aldehyde	ND	mg/kg	0.50	0.044	EPA-8270C	ND		1
Fluoranthene	ND	mg/kg	0.10	0.011	EPA-8270C	ND		1
Fluorene	ND	mg/kg	0.10	0.013	EPA-8270C	ND		1
Heptachlor	ND	mg/kg	0.10	0.024	EPA-8270C	ND		1
Heptachlor epoxide	ND	mg/kg	0.10	0.065	EPA-8270C	ND		1
Hexachlorobenzene	ND	mg/kg	0.10	0.012	EPA-8270C	ND		1
Hexachlorobutadiene	ND	mg/kg	0.10	0.020	EPA-8270C	ND		1
Hexachlorocyclopentadiene	ND	mg/kg	0.10	0.029	EPA-8270C	ND		1
Hexachloroethane	ND	mg/kg	0.10	0.032	EPA-8270C	ND		1
Indeno[1,2,3-cd]pyrene	ND	mg/kg	0.10	0.013	EPA-8270C	ND		1
Isophorone	ND	mg/kg	0.10	0.0099	EPA-8270C	ND		1
2-Methylnaphthalene	ND	mg/kg	0.10	0.0082	EPA-8270C	ND		1
Naphthalene	ND	mg/kg	0.10	0.0085	EPA-8270C	ND		1
2-Naphthylamine	ND	mg/kg	3.0	0.039	EPA-8270C	ND		1
2-Nitroaniline	ND	mg/kg	0.10	0.027	EPA-8270C	ND		1
3-Nitroaniline	ND	mg/kg	0.20	0.037	EPA-8270C	ND		1
4-Nitroaniline	ND	mg/kg	0.20	0.037	EPA-8270C	ND		1
Nitrobenzene	ND	mg/kg	0.10	0.0098	EPA-8270C	ND		1

The results in this report apply to the samples analyzed in accordance with the chain of custody document. This analytical report must be reproduced in its entirety.

All results listed in this report are for the exclusive use of the submitting party. BC Laboratories, Inc. assumes no responsibility for report alteration, separation, detachment or third party interpretation.



Almar Environmental
407 Almar Avenue
Santa Cruz, CA 95060

Reported: 06/28/2016 10:21
Project: Soils/Waters
Project Number: 3101 35th Ave
Project Manager: Forrest Cook

Base Neutral and Acid Extractables Organic Analysis (EPA Method 8270C)

BCL Sample ID: 1615255-03	Client Sample Name: 3101 35th Ave, DP-6d 10.0, 5/31/2016 12:55:00PM, Forrest Cook
----------------------------------	--

Constituent	Result	Units	PQL	MDL	Method	MB Bias	Lab Quals	Run #
N-Nitrosodimethylamine	ND	mg/kg	0.10	0.077	EPA-8270C	ND		1
N-Nitrosodi-N-propylamine	ND	mg/kg	0.10	0.013	EPA-8270C	ND		1
N-Nitrosodiphenylamine	ND	mg/kg	0.10	0.018	EPA-8270C	ND		1
Phenanthrene	ND	mg/kg	0.10	0.034	EPA-8270C	ND		1
Pyrene	ND	mg/kg	0.10	0.027	EPA-8270C	ND		1
1,2,4-Trichlorobenzene	ND	mg/kg	0.10	0.016	EPA-8270C	ND		1
4-Chloro-3-methylphenol	ND	mg/kg	0.20	0.017	EPA-8270C	ND		1
2-Chlorophenol	ND	mg/kg	0.10	0.015	EPA-8270C	ND		1
2,4-Dichlorophenol	ND	mg/kg	0.10	0.021	EPA-8270C	ND		1
2,4-Dimethylphenol	ND	mg/kg	0.10	0.019	EPA-8270C	ND		1
4,6-Dinitro-2-methylphenol	ND	mg/kg	0.50	0.030	EPA-8270C	ND		1
2,4-Dinitrophenol	ND	mg/kg	0.50	0.18	EPA-8270C	ND		1
2-Methylphenol	ND	mg/kg	0.10	0.0086	EPA-8270C	ND		1
3- & 4-Methylphenol	ND	mg/kg	0.20	0.034	EPA-8270C	ND		1
2-Nitrophenol	ND	mg/kg	0.10	0.025	EPA-8270C	ND		1
4-Nitrophenol	ND	mg/kg	0.20	0.034	EPA-8270C	ND		1
Pentachlorophenol	ND	mg/kg	0.20	0.031	EPA-8270C	ND		1
Phenol	0.079	mg/kg	0.10	0.015	EPA-8270C	ND	J	1
2,4,5-Trichlorophenol	ND	mg/kg	0.20	0.017	EPA-8270C	ND		1
2,4,6-Trichlorophenol	ND	mg/kg	0.20	0.028	EPA-8270C	ND		1
2-Fluorophenol (Surrogate)	61.8	%	20 - 130 (LCL - UCL)		EPA-8270C			1
Phenol-d5 (Surrogate)	67.3	%	30 - 130 (LCL - UCL)		EPA-8270C			1
Nitrobenzene-d5 (Surrogate)	75.3	%	30 - 130 (LCL - UCL)		EPA-8270C			1
2-Fluorobiphenyl (Surrogate)	91.3	%	30 - 140 (LCL - UCL)		EPA-8270C			1
2,4,6-Tribromophenol (Surrogate)	104	%	20 - 150 (LCL - UCL)		EPA-8270C			1
p-Terphenyl-d14 (Surrogate)	39.0	%	30 - 150 (LCL - UCL)		EPA-8270C			1

Run #	Method	Prep Date	Run Date/Time	Analyst	Instrument	Dilution	QC Batch ID
1	EPA-8270C	06/08/16	06/09/16 14:18	VH1	MS-B1	0.997	BZF0727

The results in this report apply to the samples analyzed in accordance with the chain of custody document. This analytical report must be reproduced in its entirety.

All results listed in this report are for the exclusive use of the submitting party. BC Laboratories, Inc. assumes no responsibility for report alteration, separation, detachment or third party interpretation.



Almar Environmental
407 Almar Avenue
Santa Cruz, CA 95060

Reported: 06/28/2016 10:21
Project: Soils/Waters
Project Number: 3101 35th Ave
Project Manager: Forrest Cook

Total Petroleum Hydrocarbons

BCL Sample ID: 1615255-03	Client Sample Name: 3101 35th Ave, DP-6d 10.0, 5/31/2016 12:55:00PM, Forrest Cook
----------------------------------	--

Constituent	Result	Units	PQL	MDL	Method	MB Bias	Lab Quals	Run #
TPH - Diesel (FFP)	3.6	mg/kg	10	1.2	EPA-8015B/FFP	ND	J,A52	1
TPH - Motor Oil	11	mg/kg	20	6.5	EPA-8015B/FFP	ND	J	1
Tetracosane (Surrogate)	66.2	%	20 - 145 (LCL - UCL)		EPA-8015B/FFP			1

Run #	Method	Prep Date	Run Date/Time	Analyst	Instrument	Dilution	QC Batch ID
1	EPA-8015B/FFP	06/08/16	06/10/16 10:13	AS1	GC-13	1.010	BZF0803

The results in this report apply to the samples analyzed in accordance with the chain of custody document. This analytical report must be reproduced in its entirety.

All results listed in this report are for the exclusive use of the submitting party. BC Laboratories, Inc. assumes no responsibility for report alteration, separation, detachment or third party interpretation.



Almar Environmental
407 Almar Avenue
Santa Cruz, CA 95060

Reported: 06/28/2016 10:21
Project: Soils/Waters
Project Number: 3101 35th Ave
Project Manager: Forrest Cook

Total Concentrations (TTLIC)

BCL Sample ID: 1615255-03		Client Sample Name: 3101 35th Ave, DP-6d 10.0, 5/31/2016 12:55:00PM, Forrest Cook						
Constituent	Result	Units	PQL	MDL	Method	MB Bias	Lab Quals	Run #
Antimony	ND	mg/kg	5.0	0.33	EPA-6010B	ND		1
Arsenic	9.1	mg/kg	1.0	0.40	EPA-6010B	ND		1
Barium	240	mg/kg	0.50	0.18	EPA-6010B	ND		1
Beryllium	0.45	mg/kg	0.50	0.047	EPA-6010B	ND	J	1
Cadmium	ND	mg/kg	0.50	0.052	EPA-6010B	ND		1
Chromium	51	mg/kg	0.50	0.050	EPA-6010B	ND		1
Cobalt	15	mg/kg	2.5	0.098	EPA-6010B	1.0		1
Copper	81	mg/kg	1.0	0.050	EPA-6010B	0.10		2
Lead	8.2	mg/kg	2.5	0.28	EPA-6010B	ND		1
Mercury	0.19	mg/kg	0.16	0.041	EPA-7471A	ND		3
Molybdenum	0.26	mg/kg	2.5	0.050	EPA-6010B	0.056	J	4
Nickel	72	mg/kg	0.50	0.15	EPA-6010B	ND		1
Selenium	ND	mg/kg	5.0	4.9	EPA-6010B	ND	A07	5
Silver	0.35	mg/kg	0.50	0.067	EPA-6010B	ND	J	1
Thallium	ND	mg/kg	5.0	0.64	EPA-6010B	ND		1
Vanadium	70	mg/kg	0.50	0.11	EPA-6010B	ND		1
Zinc	100	mg/kg	2.5	0.087	EPA-6010B	0.34		1

Run #	Method	Prep Date	Run		Instrument	Dilution	QC
			Date/Time	Analyst			Batch ID
1	EPA-6010B	06/07/16	06/08/16 19:34	JCC	PE-OP3	0.943	BZF0457
2	EPA-6010B	06/07/16	06/10/16 10:44	JCC	PE-OP3	0.943	BZF0457
3	EPA-7471A	06/06/16	06/06/16 12:01	MEV	CETAC2	0.977	BZF0362
4	EPA-6010B	06/14/16	06/14/16 15:08	JCC	PE-OP3	0.971	BZF1117
5	EPA-6010B	06/07/16	06/10/16 11:19	JCC	PE-OP3	4.717	BZF0457

The results in this report apply to the samples analyzed in accordance with the chain of custody document. This analytical report must be reproduced in its entirety.

All results listed in this report are for the exclusive use of the submitting party. BC Laboratories, Inc. assumes no responsibility for report alteration, separation, detachment or third party interpretation.



Almar Environmental
407 Almar Avenue
Santa Cruz, CA 95060

Reported: 06/28/2016 10:21
Project: Soils/Waters
Project Number: 3101 35th Ave
Project Manager: Forrest Cook

Volatile Organic Analysis (EPA Method 8260B)

BCL Sample ID: 1615255-08	Client Sample Name: 3101 35th Ave, DP-7d 5.0, 5/31/2016 11:20:00AM, Forrest Cook
----------------------------------	---

Constituent	Result	Units	PQL	MDL	Method	MB Bias	Lab Quals	Run #
Benzene	ND	mg/kg	0.0050	0.0013	EPA-8260B	ND		1
Bromobenzene	ND	mg/kg	0.0050	0.0013	EPA-8260B	ND		1
Bromochloromethane	ND	mg/kg	0.0050	0.00092	EPA-8260B	ND		1
Bromodichloromethane	ND	mg/kg	0.0050	0.00084	EPA-8260B	ND		1
Bromoform	ND	mg/kg	0.0050	0.0015	EPA-8260B	ND		1
Bromomethane	ND	mg/kg	0.0050	0.0016	EPA-8260B	ND		1
n-Butylbenzene	ND	mg/kg	0.0050	0.0015	EPA-8260B	ND		1
sec-Butylbenzene	ND	mg/kg	0.0050	0.0012	EPA-8260B	ND		1
tert-Butylbenzene	ND	mg/kg	0.0050	0.0012	EPA-8260B	ND		1
Carbon tetrachloride	ND	mg/kg	0.0050	0.0011	EPA-8260B	ND		1
Chlorobenzene	ND	mg/kg	0.0050	0.0013	EPA-8260B	ND		1
Chloroethane	ND	mg/kg	0.0050	0.0014	EPA-8260B	ND		1
Chloroform	ND	mg/kg	0.0050	0.00063	EPA-8260B	ND		1
Chloromethane	ND	mg/kg	0.0050	0.0014	EPA-8260B	ND		1
2-Chlorotoluene	ND	mg/kg	0.0050	0.0018	EPA-8260B	ND		1
4-Chlorotoluene	ND	mg/kg	0.0050	0.0014	EPA-8260B	ND		1
Dibromochloromethane	ND	mg/kg	0.0050	0.00099	EPA-8260B	ND		1
1,2-Dibromo-3-chloropropane	ND	mg/kg	0.0050	0.0017	EPA-8260B	ND		1
1,2-Dibromoethane	ND	mg/kg	0.0050	0.0010	EPA-8260B	ND		1
Dibromomethane	ND	mg/kg	0.0050	0.0018	EPA-8260B	ND		1
1,2-Dichlorobenzene	ND	mg/kg	0.0050	0.00081	EPA-8260B	ND		1
1,3-Dichlorobenzene	ND	mg/kg	0.0050	0.0014	EPA-8260B	ND		1
1,4-Dichlorobenzene	ND	mg/kg	0.0050	0.0015	EPA-8260B	ND		1
Dichlorodifluoromethane	ND	mg/kg	0.0050	0.0013	EPA-8260B	ND		1
1,1-Dichloroethane	ND	mg/kg	0.0050	0.0014	EPA-8260B	ND		1
1,2-Dichloroethane	ND	mg/kg	0.0050	0.00085	EPA-8260B	ND		1
1,1-Dichloroethene	ND	mg/kg	0.0050	0.0012	EPA-8260B	ND		1
cis-1,2-Dichloroethene	ND	mg/kg	0.0050	0.0013	EPA-8260B	ND		1
trans-1,2-Dichloroethene	ND	mg/kg	0.0050	0.0014	EPA-8260B	ND		1
1,2-Dichloropropane	ND	mg/kg	0.0050	0.00081	EPA-8260B	ND		1
1,3-Dichloropropane	ND	mg/kg	0.0050	0.0011	EPA-8260B	ND		1
2,2-Dichloropropane	ND	mg/kg	0.0050	0.0013	EPA-8260B	ND		1
1,1-Dichloropropene	ND	mg/kg	0.0050	0.0012	EPA-8260B	ND		1

The results in this report apply to the samples analyzed in accordance with the chain of custody document. This analytical report must be reproduced in its entirety.

All results listed in this report are for the exclusive use of the submitting party. BC Laboratories, Inc. assumes no responsibility for report alteration, separation, detachment or third party interpretation.



Almar Environmental
407 Almar Avenue
Santa Cruz, CA 95060

Reported: 06/28/2016 10:21
Project: Soils/Waters
Project Number: 3101 35th Ave
Project Manager: Forrest Cook

Volatile Organic Analysis (EPA Method 8260B)

BCL Sample ID: 1615255-08		Client Sample Name: 3101 35th Ave, DP-7d 5.0, 5/31/2016 11:20:00AM, Forrest Cook						
Constituent	Result	Units	PQL	MDL	Method	MB Bias	Lab Quals	Run #
cis-1,3-Dichloropropene	ND	mg/kg	0.0050	0.0011	EPA-8260B	ND		1
trans-1,3-Dichloropropene	ND	mg/kg	0.0050	0.0012	EPA-8260B	ND		1
Ethylbenzene	ND	mg/kg	0.0050	0.0015	EPA-8260B	ND		1
Hexachlorobutadiene	ND	mg/kg	0.0050	0.0017	EPA-8260B	ND		1
Isopropylbenzene	ND	mg/kg	0.0050	0.0013	EPA-8260B	ND		1
p-Isopropyltoluene	ND	mg/kg	0.0050	0.0013	EPA-8260B	ND		1
Methylene chloride	ND	mg/kg	0.010	0.0024	EPA-8260B	ND		1
Methyl t-butyl ether	ND	mg/kg	0.0050	0.00050	EPA-8260B	ND		1
Naphthalene	ND	mg/kg	0.0050	0.0014	EPA-8260B	ND		1
n-Propylbenzene	ND	mg/kg	0.0050	0.0013	EPA-8260B	ND		1
Styrene	ND	mg/kg	0.0050	0.0014	EPA-8260B	ND		1
1,1,1,2-Tetrachloroethane	ND	mg/kg	0.0050	0.0011	EPA-8260B	ND		1
1,1,2,2-Tetrachloroethane	ND	mg/kg	0.0050	0.0011	EPA-8260B	ND		1
Tetrachloroethene	ND	mg/kg	0.0050	0.0013	EPA-8260B	ND		1
Toluene	ND	mg/kg	0.0050	0.0012	EPA-8260B	ND		1
1,2,3-Trichlorobenzene	ND	mg/kg	0.0050	0.0021	EPA-8260B	ND		1
1,2,4-Trichlorobenzene	ND	mg/kg	0.0050	0.0020	EPA-8260B	ND		1
1,1,1-Trichloroethane	ND	mg/kg	0.0050	0.0011	EPA-8260B	ND		1
1,1,2-Trichloroethane	ND	mg/kg	0.0050	0.00077	EPA-8260B	ND		1
Trichloroethene	ND	mg/kg	0.0050	0.0011	EPA-8260B	ND		1
Trichlorofluoromethane	ND	mg/kg	0.0050	0.0011	EPA-8260B	ND		1
1,2,3-Trichloropropane	ND	mg/kg	0.0050	0.0016	EPA-8260B	ND		1
1,1,2-Trichloro-1,2,2-trifluoroethane	ND	mg/kg	0.0050	0.0013	EPA-8260B	ND		1
1,2,4-Trimethylbenzene	ND	mg/kg	0.0050	0.0013	EPA-8260B	ND		1
1,3,5-Trimethylbenzene	ND	mg/kg	0.0050	0.0015	EPA-8260B	ND		1
Vinyl chloride	ND	mg/kg	0.0050	0.0016	EPA-8260B	ND		1
Total Xylenes	ND	mg/kg	0.010	0.0034	EPA-8260B	ND		1
Total Trihalomethanes	ND	mg/kg	0.020	0.0032	EPA-8260B	ND		1
t-Butyl alcohol	ND	mg/kg	0.050	0.017	EPA-8260B	ND		1
p- & m-Xylenes	ND	mg/kg	0.0050	0.0022	EPA-8260B	ND		1
o-Xylene	ND	mg/kg	0.0050	0.0012	EPA-8260B	ND		1
Total Purgeable Petroleum Hydrocarbons	0.15	mg/kg	0.20	0.020	Luft-GC/MS	ND	J	1
1,2-Dichloroethane-d4 (Surrogate)	110	%	70 - 121 (LCL - UCL)		EPA-8260B			1

The results in this report apply to the samples analyzed in accordance with the chain of custody document. This analytical report must be reproduced in its entirety.

All results listed in this report are for the exclusive use of the submitting party. BC Laboratories, Inc. assumes no responsibility for report alteration, separation, detachment or third party interpretation.



Almar Environmental
407 Almar Avenue
Santa Cruz, CA 95060

Reported: 06/28/2016 10:21
Project: Soils/Waters
Project Number: 3101 35th Ave
Project Manager: Forrest Cook

Volatile Organic Analysis (EPA Method 8260B)

BCL Sample ID: 1615255-08	Client Sample Name: 3101 35th Ave, DP-7d 5.0, 5/31/2016 11:20:00AM, Forrest Cook
----------------------------------	---

Constituent	Result	Units	PQL	MDL	Method	MB Bias	Lab Quals	Run #
Toluene-d8 (Surrogate)	101	%	81 - 117 (LCL - UCL)		EPA-8260B			1
4-Bromofluorobenzene (Surrogate)	101	%	74 - 121 (LCL - UCL)		EPA-8260B			1

Run #	Method	Prep Date	Run Date/Time	Analyst	Instrument	Dilution	QC Batch ID
1	EPA-8260B	06/06/16	06/06/16 13:56	MRF	MS-V3	1	BZF0306

The results in this report apply to the samples analyzed in accordance with the chain of custody document. This analytical report must be reproduced in its entirety.

All results listed in this report are for the exclusive use of the submitting party. BC Laboratories, Inc. assumes no responsibility for report alteration, separation, detachment or third party interpretation.



Almar Environmental
407 Almar Avenue
Santa Cruz, CA 95060

Reported: 06/28/2016 10:21
Project: Soils/Waters
Project Number: 3101 35th Ave
Project Manager: Forrest Cook

Base Neutral and Acid Extractables Organic Analysis (EPA Method 8270C)

BCL Sample ID: 1615255-08	Client Sample Name: 3101 35th Ave, DP-7d 5.0, 5/31/2016 11:20:00AM, Forrest Cook
----------------------------------	---

Constituent	Result	Units	PQL	MDL	Method	MB Bias	Lab Quals	Run #
Acenaphthene	ND	mg/kg	0.10	0.0092	EPA-8270C	ND		1
Acenaphthylene	ND	mg/kg	0.10	0.018	EPA-8270C	ND		1
Aldrin	ND	mg/kg	0.10	0.016	EPA-8270C	ND		1
Aniline	ND	mg/kg	0.20	0.016	EPA-8270C	ND		1
Anthracene	ND	mg/kg	0.10	0.050	EPA-8270C	ND		1
Benzidine	ND	mg/kg	3.0	0.058	EPA-8270C	ND		1
Benzo[a]anthracene	ND	mg/kg	0.10	0.041	EPA-8270C	ND		1
Benzo[b]fluoranthene	ND	mg/kg	0.10	0.0094	EPA-8270C	ND		1
Benzo[k]fluoranthene	ND	mg/kg	0.10	0.017	EPA-8270C	ND		1
Benzo[a]pyrene	ND	mg/kg	0.10	0.026	EPA-8270C	ND		1
Benzo[g,h,i]perylene	ND	mg/kg	0.10	0.011	EPA-8270C	ND		1
Benzoic acid	ND	mg/kg	0.50	0.057	EPA-8270C	ND		1
Benzyl alcohol	ND	mg/kg	0.10	0.0073	EPA-8270C	ND		1
Benzyl butyl phthalate	ND	mg/kg	0.10	0.033	EPA-8270C	ND		1
alpha-BHC	ND	mg/kg	0.10	0.035	EPA-8270C	ND		1
beta-BHC	ND	mg/kg	0.10	0.040	EPA-8270C	ND		1
delta-BHC	ND	mg/kg	0.10	0.018	EPA-8270C	ND		1
gamma-BHC (Lindane)	ND	mg/kg	0.10	0.025	EPA-8270C	ND		1
bis(2-Chloroethoxy)methane	ND	mg/kg	0.10	0.045	EPA-8270C	ND		1
bis(2-Chloroethyl) ether	ND	mg/kg	0.10	0.026	EPA-8270C	ND		1
bis(2-Chloroisopropyl) ether	ND	mg/kg	0.10	0.015	EPA-8270C	ND		1
bis(2-Ethylhexyl)phthalate	ND	mg/kg	0.20	0.032	EPA-8270C	ND		1
4-Bromophenyl phenyl ether	ND	mg/kg	0.10	0.026	EPA-8270C	ND		1
4-Chloroaniline	ND	mg/kg	0.10	0.015	EPA-8270C	ND		1
2-Chloronaphthalene	ND	mg/kg	0.10	0.012	EPA-8270C	ND		1
4-Chlorophenyl phenyl ether	ND	mg/kg	0.10	0.011	EPA-8270C	ND		1
Chrysene	ND	mg/kg	0.10	0.016	EPA-8270C	ND		1
4,4'-DDD	ND	mg/kg	0.10	0.032	EPA-8270C	ND		1
4,4'-DDE	ND	mg/kg	0.10	0.033	EPA-8270C	ND		1
4,4'-DDT	ND	mg/kg	0.10	0.052	EPA-8270C	ND		1
Dibenzo[a,h]anthracene	ND	mg/kg	0.10	0.019	EPA-8270C	ND		1
Dibenzofuran	ND	mg/kg	0.10	0.013	EPA-8270C	ND		1
1,2-Dichlorobenzene	ND	mg/kg	0.10	0.0084	EPA-8270C	ND		1

The results in this report apply to the samples analyzed in accordance with the chain of custody document. This analytical report must be reproduced in its entirety.

All results listed in this report are for the exclusive use of the submitting party. BC Laboratories, Inc. assumes no responsibility for report alteration, separation, detachment or third party interpretation.



Almar Environmental
407 Almar Avenue
Santa Cruz, CA 95060

Reported: 06/28/2016 10:21
Project: Soils/Waters
Project Number: 3101 35th Ave
Project Manager: Forrest Cook

Base Neutral and Acid Extractables Organic Analysis (EPA Method 8270C)

BCL Sample ID: 1615255-08	Client Sample Name: 3101 35th Ave, DP-7d 5.0, 5/31/2016 11:20:00AM, Forrest Cook
----------------------------------	---

Constituent	Result	Units	PQL	MDL	Method	MB Bias	Lab Quals	Run #
1,3-Dichlorobenzene	ND	mg/kg	0.10	0.012	EPA-8270C	ND		1
1,4-Dichlorobenzene	ND	mg/kg	0.10	0.018	EPA-8270C	ND		1
3,3-Dichlorobenzidine	ND	mg/kg	0.20	0.024	EPA-8270C	ND		1
Dieldrin	ND	mg/kg	0.10	0.031	EPA-8270C	ND		1
Diethyl phthalate	ND	mg/kg	0.10	0.0073	EPA-8270C	ND		1
Dimethyl phthalate	ND	mg/kg	0.10	0.0091	EPA-8270C	ND		1
Di-n-butyl phthalate	ND	mg/kg	0.10	0.019	EPA-8270C	ND		1
2,4-Dinitrotoluene	ND	mg/kg	0.10	0.030	EPA-8270C	ND		1
2,6-Dinitrotoluene	ND	mg/kg	0.10	0.016	EPA-8270C	ND		1
Di-n-octyl phthalate	ND	mg/kg	0.10	0.013	EPA-8270C	ND		1
1,2-Diphenylhydrazine	ND	mg/kg	0.10	0.016	EPA-8270C	ND		1
Endosulfan I	ND	mg/kg	0.20	0.062	EPA-8270C	ND		1
Endosulfan II	ND	mg/kg	0.20	0.062	EPA-8270C	ND		1
Endosulfan sulfate	ND	mg/kg	0.10	0.056	EPA-8270C	ND		1
Endrin	ND	mg/kg	0.20	0.053	EPA-8270C	ND		1
Endrin aldehyde	ND	mg/kg	0.50	0.044	EPA-8270C	ND		1
Fluoranthene	ND	mg/kg	0.10	0.011	EPA-8270C	ND		1
Fluorene	ND	mg/kg	0.10	0.013	EPA-8270C	ND		1
Heptachlor	ND	mg/kg	0.10	0.024	EPA-8270C	ND		1
Heptachlor epoxide	ND	mg/kg	0.10	0.065	EPA-8270C	ND		1
Hexachlorobenzene	ND	mg/kg	0.10	0.012	EPA-8270C	ND		1
Hexachlorobutadiene	ND	mg/kg	0.10	0.020	EPA-8270C	ND		1
Hexachlorocyclopentadiene	ND	mg/kg	0.10	0.029	EPA-8270C	ND		1
Hexachloroethane	ND	mg/kg	0.10	0.032	EPA-8270C	ND		1
Indeno[1,2,3-cd]pyrene	ND	mg/kg	0.10	0.013	EPA-8270C	ND		1
Isophorone	ND	mg/kg	0.10	0.0099	EPA-8270C	ND		1
2-Methylnaphthalene	ND	mg/kg	0.10	0.0082	EPA-8270C	ND		1
Naphthalene	ND	mg/kg	0.10	0.0085	EPA-8270C	ND		1
2-Naphthylamine	ND	mg/kg	3.0	0.039	EPA-8270C	ND		1
2-Nitroaniline	ND	mg/kg	0.10	0.027	EPA-8270C	ND		1
3-Nitroaniline	ND	mg/kg	0.20	0.037	EPA-8270C	ND		1
4-Nitroaniline	ND	mg/kg	0.20	0.037	EPA-8270C	ND		1
Nitrobenzene	ND	mg/kg	0.10	0.0098	EPA-8270C	ND		1

The results in this report apply to the samples analyzed in accordance with the chain of custody document. This analytical report must be reproduced in its entirety.

All results listed in this report are for the exclusive use of the submitting party. BC Laboratories, Inc. assumes no responsibility for report alteration, separation, detachment or third party interpretation.



Almar Environmental
407 Almar Avenue
Santa Cruz, CA 95060

Reported: 06/28/2016 10:21
Project: Soils/Waters
Project Number: 3101 35th Ave
Project Manager: Forrest Cook

Base Neutral and Acid Extractables Organic Analysis (EPA Method 8270C)

BCL Sample ID: 1615255-08	Client Sample Name: 3101 35th Ave, DP-7d 5.0, 5/31/2016 11:20:00AM, Forrest Cook
----------------------------------	---

Constituent	Result	Units	PQL	MDL	Method	MB Bias	Lab Quals	Run #
N-Nitrosodimethylamine	ND	mg/kg	0.10	0.077	EPA-8270C	ND		1
N-Nitrosodi-N-propylamine	ND	mg/kg	0.10	0.013	EPA-8270C	ND		1
N-Nitrosodiphenylamine	ND	mg/kg	0.10	0.018	EPA-8270C	ND		1
Phenanthrene	ND	mg/kg	0.10	0.034	EPA-8270C	ND		1
Pyrene	ND	mg/kg	0.10	0.027	EPA-8270C	ND		1
1,2,4-Trichlorobenzene	ND	mg/kg	0.10	0.016	EPA-8270C	ND		1
4-Chloro-3-methylphenol	ND	mg/kg	0.20	0.017	EPA-8270C	ND		1
2-Chlorophenol	ND	mg/kg	0.10	0.015	EPA-8270C	ND		1
2,4-Dichlorophenol	ND	mg/kg	0.10	0.021	EPA-8270C	ND		1
2,4-Dimethylphenol	ND	mg/kg	0.10	0.019	EPA-8270C	ND		1
4,6-Dinitro-2-methylphenol	ND	mg/kg	0.50	0.030	EPA-8270C	ND		1
2,4-Dinitrophenol	ND	mg/kg	0.50	0.18	EPA-8270C	ND		1
2-Methylphenol	ND	mg/kg	0.10	0.0086	EPA-8270C	ND		1
3- & 4-Methylphenol	ND	mg/kg	0.20	0.034	EPA-8270C	ND		1
2-Nitrophenol	ND	mg/kg	0.10	0.025	EPA-8270C	ND		1
4-Nitrophenol	ND	mg/kg	0.20	0.034	EPA-8270C	ND		1
Pentachlorophenol	ND	mg/kg	0.20	0.031	EPA-8270C	ND		1
Phenol	0.31	mg/kg	0.10	0.015	EPA-8270C	ND		1
2,4,5-Trichlorophenol	ND	mg/kg	0.20	0.017	EPA-8270C	ND		1
2,4,6-Trichlorophenol	ND	mg/kg	0.20	0.028	EPA-8270C	ND		1
2-Fluorophenol (Surrogate)	44.9	%	20 - 130 (LCL - UCL)		EPA-8270C			1
Phenol-d5 (Surrogate)	58.0	%	30 - 130 (LCL - UCL)		EPA-8270C			1
Nitrobenzene-d5 (Surrogate)	64.8	%	30 - 130 (LCL - UCL)		EPA-8270C			1
2-Fluorobiphenyl (Surrogate)	77.4	%	30 - 140 (LCL - UCL)		EPA-8270C			1
2,4,6-Tribromophenol (Surrogate)	74.9	%	20 - 150 (LCL - UCL)		EPA-8270C			1
p-Terphenyl-d14 (Surrogate)	35.1	%	30 - 150 (LCL - UCL)		EPA-8270C			1

Run #	Method	Prep Date	Run Date/Time	Analyst	Instrument	Dilution	QC Batch ID
1	EPA-8270C	06/08/16	06/09/16 14:44	VH1	MS-B1	0.997	BZF0727

The results in this report apply to the samples analyzed in accordance with the chain of custody document. This analytical report must be reproduced in its entirety.

All results listed in this report are for the exclusive use of the submitting party. BC Laboratories, Inc. assumes no responsibility for report alteration, separation, detachment or third party interpretation.



Almar Environmental
407 Almar Avenue
Santa Cruz, CA 95060

Reported: 06/28/2016 10:21
Project: Soils/Waters
Project Number: 3101 35th Ave
Project Manager: Forrest Cook

Total Petroleum Hydrocarbons

BCL Sample ID: 1615255-08	Client Sample Name: 3101 35th Ave, DP-7d 5.0, 5/31/2016 11:20:00AM, Forrest Cook
----------------------------------	---

Constituent	Result	Units	PQL	MDL	Method	MB Bias	Lab Quals	Run #
TPH - Diesel (FFP)	6.9	mg/kg	10	1.2	EPA-8015B/FFP	ND	J,A52	1
TPH - Motor Oil	14	mg/kg	20	6.5	EPA-8015B/FFP	ND	J	1
Tetracosane (Surrogate)	77.4	%	20 - 145 (LCL - UCL)		EPA-8015B/FFP			1

Run #	Method	Prep Date	Run Date/Time	Analyst	Instrument	Dilution	QC Batch ID
1	EPA-8015B/FFP	06/08/16	06/10/16 10:35	AS1	GC-13	1.003	BZF0803

The results in this report apply to the samples analyzed in accordance with the chain of custody document. This analytical report must be reproduced in its entirety.

All results listed in this report are for the exclusive use of the submitting party. BC Laboratories, Inc. assumes no responsibility for report alteration, separation, detachment or third party interpretation.



Almar Environmental
407 Almar Avenue
Santa Cruz, CA 95060

Reported: 06/28/2016 10:21
Project: Soils/Waters
Project Number: 3101 35th Ave
Project Manager: Forrest Cook

Total Concentrations (TTLIC)

BCL Sample ID: 1615255-08	Client Sample Name: 3101 35th Ave, DP-7d 5.0, 5/31/2016 11:20:00AM, Forrest Cook
----------------------------------	---

Constituent	Result	Units	PQL	MDL	Method	MB Bias	Lab Quals	Run #
Antimony	ND	mg/kg	5.0	0.33	EPA-6010B	ND		1
Arsenic	10	mg/kg	1.0	0.40	EPA-6010B	ND		1
Barium	220	mg/kg	0.50	0.18	EPA-6010B	ND		1
Beryllium	0.40	mg/kg	0.50	0.047	EPA-6010B	ND	J	1
Cadmium	ND	mg/kg	0.50	0.052	EPA-6010B	ND		1
Chromium	54	mg/kg	0.50	0.050	EPA-6010B	ND		1
Cobalt	17	mg/kg	2.5	0.098	EPA-6010B	1.0		1
Copper	67	mg/kg	1.0	0.050	EPA-6010B	0.11		2
Lead	11	mg/kg	2.5	0.28	EPA-6010B	ND		1
Mercury	0.082	mg/kg	0.16	0.041	EPA-7471A	ND	J	3
Molybdenum	0.35	mg/kg	5.0	0.10	EPA-6010B	0.13	J,A07	4
Nickel	91	mg/kg	0.50	0.15	EPA-6010B	ND		1
Selenium	ND	mg/kg	5.0	4.9	EPA-6010B	ND	A07	5
Silver	0.30	mg/kg	0.50	0.067	EPA-6010B	ND	J	1
Thallium	ND	mg/kg	5.0	0.64	EPA-6010B	ND		1
Vanadium	62	mg/kg	0.50	0.11	EPA-6010B	ND		1
Zinc	99	mg/kg	2.5	0.087	EPA-6010B	0.35		1

Run #	Method	Prep Date	Run		Instrument	Dilution	QC
			Date/Time	Analyst			Batch ID
1	EPA-6010B	06/07/16	06/08/16 19:35	JCC	PE-OP3	0.971	BZF0457
2	EPA-6010B	06/07/16	06/10/16 10:45	JCC	PE-OP3	0.971	BZF0457
3	EPA-7471A	06/06/16	06/06/16 12:03	MEV	CETAC2	0.977	BZF0362
4	EPA-6010B	06/15/16	06/16/16 12:10	JCC	PE-OP3	2	BZF1314
5	EPA-6010B	06/07/16	06/10/16 11:27	JCC	PE-OP3	4.854	BZF0457

The results in this report apply to the samples analyzed in accordance with the chain of custody document. This analytical report must be reproduced in its entirety.

All results listed in this report are for the exclusive use of the submitting party. BC Laboratories, Inc. assumes no responsibility for report alteration, separation, detachment or third party interpretation.



Almar Environmental
407 Almar Avenue
Santa Cruz, CA 95060

Reported: 06/28/2016 10:21
Project: Soils/Waters
Project Number: 3101 35th Ave
Project Manager: Forrest Cook

Volatile Organic Analysis (EPA Method 8260B)

BCL Sample ID: 1615255-09	Client Sample Name: 3101 35th Ave, DP-7d 10.0, 5/31/2016 11:30:00AM, Forrest Cook
----------------------------------	--

Constituent	Result	Units	PQL	MDL	Method	MB Bias	Lab Quals	Run #
Benzene	ND	mg/kg	0.0050	0.0013	EPA-8260B	ND		1
Bromobenzene	ND	mg/kg	0.0050	0.0013	EPA-8260B	ND		1
Bromochloromethane	ND	mg/kg	0.0050	0.00092	EPA-8260B	ND		1
Bromodichloromethane	ND	mg/kg	0.0050	0.00084	EPA-8260B	ND		1
Bromoform	ND	mg/kg	0.0050	0.0015	EPA-8260B	ND		1
Bromomethane	ND	mg/kg	0.0050	0.0016	EPA-8260B	ND		1
n-Butylbenzene	ND	mg/kg	0.0050	0.0015	EPA-8260B	ND		1
sec-Butylbenzene	ND	mg/kg	0.0050	0.0012	EPA-8260B	ND		1
tert-Butylbenzene	ND	mg/kg	0.0050	0.0012	EPA-8260B	ND		1
Carbon tetrachloride	ND	mg/kg	0.0050	0.0011	EPA-8260B	ND		1
Chlorobenzene	ND	mg/kg	0.0050	0.0013	EPA-8260B	ND		1
Chloroethane	ND	mg/kg	0.0050	0.0014	EPA-8260B	ND		1
Chloroform	ND	mg/kg	0.0050	0.00063	EPA-8260B	ND		1
Chloromethane	ND	mg/kg	0.0050	0.0014	EPA-8260B	ND		1
2-Chlorotoluene	ND	mg/kg	0.0050	0.0018	EPA-8260B	ND		1
4-Chlorotoluene	ND	mg/kg	0.0050	0.0014	EPA-8260B	ND		1
Dibromochloromethane	ND	mg/kg	0.0050	0.00099	EPA-8260B	ND		1
1,2-Dibromo-3-chloropropane	ND	mg/kg	0.0050	0.0017	EPA-8260B	ND		1
1,2-Dibromoethane	ND	mg/kg	0.0050	0.0010	EPA-8260B	ND		1
Dibromomethane	ND	mg/kg	0.0050	0.0018	EPA-8260B	ND		1
1,2-Dichlorobenzene	ND	mg/kg	0.0050	0.00081	EPA-8260B	ND		1
1,3-Dichlorobenzene	ND	mg/kg	0.0050	0.0014	EPA-8260B	ND		1
1,4-Dichlorobenzene	ND	mg/kg	0.0050	0.0015	EPA-8260B	ND		1
Dichlorodifluoromethane	ND	mg/kg	0.0050	0.0013	EPA-8260B	ND		1
1,1-Dichloroethane	ND	mg/kg	0.0050	0.0014	EPA-8260B	ND		1
1,2-Dichloroethane	ND	mg/kg	0.0050	0.00085	EPA-8260B	ND		1
1,1-Dichloroethene	ND	mg/kg	0.0050	0.0012	EPA-8260B	ND		1
cis-1,2-Dichloroethene	ND	mg/kg	0.0050	0.0013	EPA-8260B	ND		1
trans-1,2-Dichloroethene	ND	mg/kg	0.0050	0.0014	EPA-8260B	ND		1
1,2-Dichloropropane	ND	mg/kg	0.0050	0.00081	EPA-8260B	ND		1
1,3-Dichloropropane	ND	mg/kg	0.0050	0.0011	EPA-8260B	ND		1
2,2-Dichloropropane	ND	mg/kg	0.0050	0.0013	EPA-8260B	ND		1
1,1-Dichloropropene	ND	mg/kg	0.0050	0.0012	EPA-8260B	ND		1

The results in this report apply to the samples analyzed in accordance with the chain of custody document. This analytical report must be reproduced in its entirety.

All results listed in this report are for the exclusive use of the submitting party. BC Laboratories, Inc. assumes no responsibility for report alteration, separation, detachment or third party interpretation.



Almar Environmental
407 Almar Avenue
Santa Cruz, CA 95060

Reported: 06/28/2016 10:21
Project: Soils/Waters
Project Number: 3101 35th Ave
Project Manager: Forrest Cook

Volatile Organic Analysis (EPA Method 8260B)

BCL Sample ID: 1615255-09		Client Sample Name: 3101 35th Ave, DP-7d 10.0, 5/31/2016 11:30:00AM, Forrest Cook						
Constituent	Result	Units	PQL	MDL	Method	MB Bias	Lab Quals	Run #
cis-1,3-Dichloropropene	ND	mg/kg	0.0050	0.0011	EPA-8260B	ND		1
trans-1,3-Dichloropropene	ND	mg/kg	0.0050	0.0012	EPA-8260B	ND		1
Ethylbenzene	ND	mg/kg	0.0050	0.0015	EPA-8260B	ND		1
Hexachlorobutadiene	ND	mg/kg	0.0050	0.0017	EPA-8260B	ND		1
Isopropylbenzene	ND	mg/kg	0.0050	0.0013	EPA-8260B	ND		1
p-Isopropyltoluene	ND	mg/kg	0.0050	0.0013	EPA-8260B	ND		1
Methylene chloride	ND	mg/kg	0.010	0.0024	EPA-8260B	ND		1
Methyl t-butyl ether	ND	mg/kg	0.0050	0.00050	EPA-8260B	ND		1
Naphthalene	ND	mg/kg	0.0050	0.0014	EPA-8260B	ND		1
n-Propylbenzene	ND	mg/kg	0.0050	0.0013	EPA-8260B	ND		1
Styrene	ND	mg/kg	0.0050	0.0014	EPA-8260B	ND		1
1,1,1,2-Tetrachloroethane	ND	mg/kg	0.0050	0.0011	EPA-8260B	ND		1
1,1,2,2-Tetrachloroethane	ND	mg/kg	0.0050	0.0011	EPA-8260B	ND		1
Tetrachloroethene	ND	mg/kg	0.0050	0.0013	EPA-8260B	ND		1
Toluene	ND	mg/kg	0.0050	0.0012	EPA-8260B	ND		1
1,2,3-Trichlorobenzene	ND	mg/kg	0.0050	0.0021	EPA-8260B	ND		1
1,2,4-Trichlorobenzene	ND	mg/kg	0.0050	0.0020	EPA-8260B	ND		1
1,1,1-Trichloroethane	ND	mg/kg	0.0050	0.0011	EPA-8260B	ND		1
1,1,2-Trichloroethane	ND	mg/kg	0.0050	0.00077	EPA-8260B	ND		1
Trichloroethene	ND	mg/kg	0.0050	0.0011	EPA-8260B	ND		1
Trichlorofluoromethane	ND	mg/kg	0.0050	0.0011	EPA-8260B	ND		1
1,2,3-Trichloropropane	ND	mg/kg	0.0050	0.0016	EPA-8260B	ND		1
1,1,2-Trichloro-1,2,2-trifluoroethane	ND	mg/kg	0.0050	0.0013	EPA-8260B	ND		1
1,2,4-Trimethylbenzene	ND	mg/kg	0.0050	0.0013	EPA-8260B	ND		1
1,3,5-Trimethylbenzene	ND	mg/kg	0.0050	0.0015	EPA-8260B	ND		1
Vinyl chloride	ND	mg/kg	0.0050	0.0016	EPA-8260B	ND		1
Total Xylenes	ND	mg/kg	0.010	0.0034	EPA-8260B	ND		1
Total Trihalomethanes	ND	mg/kg	0.020	0.0032	EPA-8260B	ND		1
t-Butyl alcohol	ND	mg/kg	0.050	0.017	EPA-8260B	ND		1
p- & m-Xylenes	ND	mg/kg	0.0050	0.0022	EPA-8260B	ND		1
o-Xylene	ND	mg/kg	0.0050	0.0012	EPA-8260B	ND		1
Total Purgeable Petroleum Hydrocarbons	0.13	mg/kg	0.20	0.020	Luft-GC/MS	ND	J	1
1,2-Dichloroethane-d4 (Surrogate)	110	%	70 - 121 (LCL - UCL)		EPA-8260B			1

The results in this report apply to the samples analyzed in accordance with the chain of custody document. This analytical report must be reproduced in its entirety.

All results listed in this report are for the exclusive use of the submitting party. BC Laboratories, Inc. assumes no responsibility for report alteration, separation, detachment or third party interpretation.



Almar Environmental
407 Almar Avenue
Santa Cruz, CA 95060

Reported: 06/28/2016 10:21
Project: Soils/Waters
Project Number: 3101 35th Ave
Project Manager: Forrest Cook

Volatile Organic Analysis (EPA Method 8260B)

BCL Sample ID: 1615255-09	Client Sample Name: 3101 35th Ave, DP-7d 10.0, 5/31/2016 11:30:00AM, Forrest Cook
----------------------------------	--

Constituent	Result	Units	PQL	MDL	Method	MB Bias	Lab Quals	Run #
Toluene-d8 (Surrogate)	103	%	81 - 117 (LCL - UCL)		EPA-8260B			1
4-Bromofluorobenzene (Surrogate)	101	%	74 - 121 (LCL - UCL)		EPA-8260B			1

Run #	Method	Prep Date	Run Date/Time	Analyst	Instrument	Dilution	QC Batch ID
1	EPA-8260B	06/06/16	06/06/16 14:20	MRF	MS-V3	1	BZF0306

The results in this report apply to the samples analyzed in accordance with the chain of custody document. This analytical report must be reproduced in its entirety.

All results listed in this report are for the exclusive use of the submitting party. BC Laboratories, Inc. assumes no responsibility for report alteration, separation, detachment or third party interpretation.



Almar Environmental
407 Almar Avenue
Santa Cruz, CA 95060

Reported: 06/28/2016 10:21
Project: Soils/Waters
Project Number: 3101 35th Ave
Project Manager: Forrest Cook

Base Neutral and Acid Extractables Organic Analysis (EPA Method 8270C)

BCL Sample ID: 1615255-09	Client Sample Name: 3101 35th Ave, DP-7d 10.0, 5/31/2016 11:30:00AM, Forrest Cook
----------------------------------	--

Constituent	Result	Units	PQL	MDL	Method	MB Bias	Lab Quals	Run #
Acenaphthene	ND	mg/kg	0.10	0.0092	EPA-8270C	ND		1
Acenaphthylene	ND	mg/kg	0.10	0.018	EPA-8270C	ND		1
Aldrin	ND	mg/kg	0.10	0.016	EPA-8270C	ND		1
Aniline	ND	mg/kg	0.20	0.016	EPA-8270C	ND		1
Anthracene	ND	mg/kg	0.10	0.050	EPA-8270C	ND		1
Benzidine	ND	mg/kg	3.0	0.058	EPA-8270C	ND		1
Benzo[a]anthracene	ND	mg/kg	0.10	0.041	EPA-8270C	ND		1
Benzo[b]fluoranthene	ND	mg/kg	0.10	0.0094	EPA-8270C	ND		1
Benzo[k]fluoranthene	ND	mg/kg	0.10	0.017	EPA-8270C	ND		1
Benzo[a]pyrene	ND	mg/kg	0.10	0.026	EPA-8270C	ND		1
Benzo[g,h,i]perylene	ND	mg/kg	0.10	0.011	EPA-8270C	ND		1
Benzoic acid	ND	mg/kg	0.50	0.057	EPA-8270C	ND		1
Benzyl alcohol	ND	mg/kg	0.10	0.0073	EPA-8270C	ND		1
Benzyl butyl phthalate	ND	mg/kg	0.10	0.033	EPA-8270C	ND		1
alpha-BHC	ND	mg/kg	0.10	0.035	EPA-8270C	ND		1
beta-BHC	ND	mg/kg	0.10	0.040	EPA-8270C	ND		1
delta-BHC	ND	mg/kg	0.10	0.018	EPA-8270C	ND		1
gamma-BHC (Lindane)	ND	mg/kg	0.10	0.025	EPA-8270C	ND		1
bis(2-Chloroethoxy)methane	ND	mg/kg	0.10	0.045	EPA-8270C	ND		1
bis(2-Chloroethyl) ether	ND	mg/kg	0.10	0.026	EPA-8270C	ND		1
bis(2-Chloroisopropyl) ether	ND	mg/kg	0.10	0.015	EPA-8270C	ND		1
bis(2-Ethylhexyl)phthalate	ND	mg/kg	0.20	0.032	EPA-8270C	ND		1
4-Bromophenyl phenyl ether	ND	mg/kg	0.10	0.026	EPA-8270C	ND		1
4-Chloroaniline	ND	mg/kg	0.10	0.015	EPA-8270C	ND		1
2-Chloronaphthalene	ND	mg/kg	0.10	0.012	EPA-8270C	ND		1
4-Chlorophenyl phenyl ether	ND	mg/kg	0.10	0.011	EPA-8270C	ND		1
Chrysene	ND	mg/kg	0.10	0.016	EPA-8270C	ND		1
4,4'-DDD	ND	mg/kg	0.10	0.032	EPA-8270C	ND		1
4,4'-DDE	ND	mg/kg	0.10	0.033	EPA-8270C	ND		1
4,4'-DDT	ND	mg/kg	0.10	0.052	EPA-8270C	ND		1
Dibenzo[a,h]anthracene	ND	mg/kg	0.10	0.019	EPA-8270C	ND		1
Dibenzofuran	ND	mg/kg	0.10	0.013	EPA-8270C	ND		1
1,2-Dichlorobenzene	ND	mg/kg	0.10	0.0084	EPA-8270C	ND		1

The results in this report apply to the samples analyzed in accordance with the chain of custody document. This analytical report must be reproduced in its entirety.

All results listed in this report are for the exclusive use of the submitting party. BC Laboratories, Inc. assumes no responsibility for report alteration, separation, detachment or third party interpretation.



Almar Environmental
407 Almar Avenue
Santa Cruz, CA 95060

Reported: 06/28/2016 10:21
Project: Soils/Waters
Project Number: 3101 35th Ave
Project Manager: Forrest Cook

Base Neutral and Acid Extractables Organic Analysis (EPA Method 8270C)

BCL Sample ID: 1615255-09	Client Sample Name: 3101 35th Ave, DP-7d 10.0, 5/31/2016 11:30:00AM, Forrest Cook
----------------------------------	--

Constituent	Result	Units	PQL	MDL	Method	MB Bias	Lab Quals	Run #
1,3-Dichlorobenzene	ND	mg/kg	0.10	0.012	EPA-8270C	ND		1
1,4-Dichlorobenzene	ND	mg/kg	0.10	0.018	EPA-8270C	ND		1
3,3-Dichlorobenzidine	ND	mg/kg	0.20	0.024	EPA-8270C	ND		1
Dieldrin	ND	mg/kg	0.10	0.031	EPA-8270C	ND		1
Diethyl phthalate	ND	mg/kg	0.10	0.0073	EPA-8270C	ND		1
Dimethyl phthalate	ND	mg/kg	0.10	0.0091	EPA-8270C	ND		1
Di-n-butyl phthalate	ND	mg/kg	0.10	0.019	EPA-8270C	ND		1
2,4-Dinitrotoluene	ND	mg/kg	0.10	0.030	EPA-8270C	ND		1
2,6-Dinitrotoluene	ND	mg/kg	0.10	0.016	EPA-8270C	ND		1
Di-n-octyl phthalate	ND	mg/kg	0.10	0.013	EPA-8270C	ND		1
1,2-Diphenylhydrazine	ND	mg/kg	0.10	0.016	EPA-8270C	ND		1
Endosulfan I	ND	mg/kg	0.20	0.062	EPA-8270C	ND		1
Endosulfan II	ND	mg/kg	0.20	0.062	EPA-8270C	ND		1
Endosulfan sulfate	ND	mg/kg	0.10	0.056	EPA-8270C	ND		1
Endrin	ND	mg/kg	0.20	0.053	EPA-8270C	ND		1
Endrin aldehyde	ND	mg/kg	0.50	0.044	EPA-8270C	ND		1
Fluoranthene	ND	mg/kg	0.10	0.011	EPA-8270C	ND		1
Fluorene	ND	mg/kg	0.10	0.013	EPA-8270C	ND		1
Heptachlor	ND	mg/kg	0.10	0.024	EPA-8270C	ND		1
Heptachlor epoxide	ND	mg/kg	0.10	0.065	EPA-8270C	ND		1
Hexachlorobenzene	ND	mg/kg	0.10	0.012	EPA-8270C	ND		1
Hexachlorobutadiene	ND	mg/kg	0.10	0.020	EPA-8270C	ND		1
Hexachlorocyclopentadiene	ND	mg/kg	0.10	0.029	EPA-8270C	ND		1
Hexachloroethane	ND	mg/kg	0.10	0.032	EPA-8270C	ND		1
Indeno[1,2,3-cd]pyrene	ND	mg/kg	0.10	0.013	EPA-8270C	ND		1
Isophorone	ND	mg/kg	0.10	0.0099	EPA-8270C	ND		1
2-Methylnaphthalene	ND	mg/kg	0.10	0.0082	EPA-8270C	ND		1
Naphthalene	ND	mg/kg	0.10	0.0085	EPA-8270C	ND		1
2-Naphthylamine	ND	mg/kg	3.0	0.039	EPA-8270C	ND		1
2-Nitroaniline	ND	mg/kg	0.10	0.027	EPA-8270C	ND		1
3-Nitroaniline	ND	mg/kg	0.20	0.037	EPA-8270C	ND		1
4-Nitroaniline	ND	mg/kg	0.20	0.037	EPA-8270C	ND		1
Nitrobenzene	ND	mg/kg	0.10	0.0098	EPA-8270C	ND		1

The results in this report apply to the samples analyzed in accordance with the chain of custody document. This analytical report must be reproduced in its entirety.

All results listed in this report are for the exclusive use of the submitting party. BC Laboratories, Inc. assumes no responsibility for report alteration, separation, detachment or third party interpretation.



Almar Environmental
407 Almar Avenue
Santa Cruz, CA 95060

Reported: 06/28/2016 10:21
Project: Soils/Waters
Project Number: 3101 35th Ave
Project Manager: Forrest Cook

Base Neutral and Acid Extractables Organic Analysis (EPA Method 8270C)

BCL Sample ID: 1615255-09	Client Sample Name: 3101 35th Ave, DP-7d 10.0, 5/31/2016 11:30:00AM, Forrest Cook
----------------------------------	--

Constituent	Result	Units	PQL	MDL	Method	MB Bias	Lab Quals	Run #
N-Nitrosodimethylamine	ND	mg/kg	0.10	0.077	EPA-8270C	ND		1
N-Nitrosodi-N-propylamine	ND	mg/kg	0.10	0.013	EPA-8270C	ND		1
N-Nitrosodiphenylamine	ND	mg/kg	0.10	0.018	EPA-8270C	ND		1
Phenanthrene	ND	mg/kg	0.10	0.034	EPA-8270C	ND		1
Pyrene	ND	mg/kg	0.10	0.027	EPA-8270C	ND		1
1,2,4-Trichlorobenzene	ND	mg/kg	0.10	0.016	EPA-8270C	ND		1
4-Chloro-3-methylphenol	ND	mg/kg	0.20	0.017	EPA-8270C	ND		1
2-Chlorophenol	ND	mg/kg	0.10	0.015	EPA-8270C	ND		1
2,4-Dichlorophenol	ND	mg/kg	0.10	0.021	EPA-8270C	ND		1
2,4-Dimethylphenol	ND	mg/kg	0.10	0.019	EPA-8270C	ND		1
4,6-Dinitro-2-methylphenol	ND	mg/kg	0.50	0.030	EPA-8270C	ND		1
2,4-Dinitrophenol	ND	mg/kg	0.50	0.18	EPA-8270C	ND		1
2-Methylphenol	ND	mg/kg	0.10	0.0086	EPA-8270C	ND		1
3- & 4-Methylphenol	ND	mg/kg	0.20	0.034	EPA-8270C	ND		1
2-Nitrophenol	ND	mg/kg	0.10	0.025	EPA-8270C	ND		1
4-Nitrophenol	ND	mg/kg	0.20	0.034	EPA-8270C	ND		1
Pentachlorophenol	ND	mg/kg	0.20	0.031	EPA-8270C	ND		1
Phenol	0.40	mg/kg	0.10	0.015	EPA-8270C	ND		1
2,4,5-Trichlorophenol	ND	mg/kg	0.20	0.017	EPA-8270C	ND		1
2,4,6-Trichlorophenol	ND	mg/kg	0.20	0.028	EPA-8270C	ND		1
2-Fluorophenol (Surrogate)	53.3	%	20 - 130 (LCL - UCL)		EPA-8270C			1
Phenol-d5 (Surrogate)	67.3	%	30 - 130 (LCL - UCL)		EPA-8270C			1
Nitrobenzene-d5 (Surrogate)	68.4	%	30 - 130 (LCL - UCL)		EPA-8270C			1
2-Fluorobiphenyl (Surrogate)	82.9	%	30 - 140 (LCL - UCL)		EPA-8270C			1
2,4,6-Tribromophenol (Surrogate)	88.4	%	20 - 150 (LCL - UCL)		EPA-8270C			1
p-Terphenyl-d14 (Surrogate)	42.5	%	30 - 150 (LCL - UCL)		EPA-8270C			1

Run #	Method	Prep Date	Run Date/Time	Analyst	Instrument	Dilution	QC Batch ID
1	EPA-8270C	06/08/16	06/09/16 15:09	VH1	MS-B1	0.993	BZF0727

The results in this report apply to the samples analyzed in accordance with the chain of custody document. This analytical report must be reproduced in its entirety.

All results listed in this report are for the exclusive use of the submitting party. BC Laboratories, Inc. assumes no responsibility for report alteration, separation, detachment or third party interpretation.



Almar Environmental
407 Almar Avenue
Santa Cruz, CA 95060

Reported: 06/28/2016 10:21
Project: Soils/Waters
Project Number: 3101 35th Ave
Project Manager: Forrest Cook

Total Petroleum Hydrocarbons

BCL Sample ID: 1615255-09	Client Sample Name: 3101 35th Ave, DP-7d 10.0, 5/31/2016 11:30:00AM, Forrest Cook
----------------------------------	--

Constituent	Result	Units	PQL	MDL	Method	MB Bias	Lab Quals	Run #
TPH - Diesel (FFP)	ND	mg/kg	10	1.2	EPA-8015B/FFP	ND		1
TPH - Motor Oil	ND	mg/kg	20	6.5	EPA-8015B/FFP	ND		1
Tetracosane (Surrogate)	68.8	%	20 - 145 (LCL - UCL)		EPA-8015B/FFP			1

Run #	Method	Prep Date	Run Date/Time	Analyst	Instrument	Dilution	QC Batch ID
1	EPA-8015B/FFP	06/08/16	06/10/16 10:58	AS1	GC-13	1	BZF0803

The results in this report apply to the samples analyzed in accordance with the chain of custody document. This analytical report must be reproduced in its entirety.

All results listed in this report are for the exclusive use of the submitting party. BC Laboratories, Inc. assumes no responsibility for report alteration, separation, detachment or third party interpretation.



Almar Environmental
407 Almar Avenue
Santa Cruz, CA 95060

Reported: 06/28/2016 10:21
Project: Soils/Waters
Project Number: 3101 35th Ave
Project Manager: Forrest Cook

Total Concentrations (TTLC)

BCL Sample ID: 1615255-09		Client Sample Name: 3101 35th Ave, DP-7d 10.0, 5/31/2016 11:30:00AM, Forrest Cook						
Constituent	Result	Units	PQL	MDL	Method	MB Bias	Lab Quals	Run #
Antimony	ND	mg/kg	5.0	0.33	EPA-6010B	ND		1
Arsenic	7.7	mg/kg	1.0	0.40	EPA-6010B	ND		1
Barium	220	mg/kg	0.50	0.18	EPA-6010B	ND		1
Beryllium	0.40	mg/kg	0.50	0.047	EPA-6010B	ND	J	1
Cadmium	ND	mg/kg	0.50	0.052	EPA-6010B	ND		1
Chromium	57	mg/kg	0.50	0.050	EPA-6010B	ND		1
Cobalt	17	mg/kg	2.5	0.098	EPA-6010B	1.0		1
Copper	83	mg/kg	1.0	0.050	EPA-6010B	0.10		2
Lead	8.1	mg/kg	2.5	0.28	EPA-6010B	ND		1
Mercury	0.16	mg/kg	0.16	0.041	EPA-7471A	ND		3
Molybdenum	0.35	mg/kg	5.0	0.10	EPA-6010B	0.12	J,A07	4
Nickel	70	mg/kg	0.50	0.15	EPA-6010B	ND		1
Selenium	ND	mg/kg	5.0	4.9	EPA-6010B	ND	A07	5
Silver	0.31	mg/kg	0.50	0.067	EPA-6010B	ND	J	1
Thallium	ND	mg/kg	5.0	0.64	EPA-6010B	ND		1
Vanadium	74	mg/kg	0.50	0.11	EPA-6010B	ND		1
Zinc	110	mg/kg	2.5	0.087	EPA-6010B	0.34		1

Run #	Method	Prep Date	Run		Instrument	Dilution	QC
			Date/Time	Analyst			Batch ID
1	EPA-6010B	06/07/16	06/08/16 19:37	JCC	PE-OP3	0.943	BZF0457
2	EPA-6010B	06/07/16	06/10/16 10:46	JCC	PE-OP3	0.943	BZF0457
3	EPA-7471A	06/06/16	06/06/16 12:05	MEV	CETAC2	1.008	BZF0362
4	EPA-6010B	06/15/16	06/16/16 12:08	JCC	PE-OP3	1.818	BZF1314
5	EPA-6010B	06/07/16	06/10/16 11:28	JCC	PE-OP3	4.717	BZF0457

The results in this report apply to the samples analyzed in accordance with the chain of custody document. This analytical report must be reproduced in its entirety.

All results listed in this report are for the exclusive use of the submitting party. BC Laboratories, Inc. assumes no responsibility for report alteration, separation, detachment or third party interpretation.



Almar Environmental
407 Almar Avenue
Santa Cruz, CA 95060

Reported: 06/28/2016 10:21
Project: Soils/Waters
Project Number: 3101 35th Ave
Project Manager: Forrest Cook

Volatile Organic Analysis (EPA Method 8260B)

BCL Sample ID: 1615255-14	Client Sample Name: 3101 35th Ave, DP-8d 5.0, 5/31/2016 2:20:00PM, Forrest Cook
----------------------------------	--

Constituent	Result	Units	PQL	MDL	Method	MB Bias	Lab Quals	Run #
Benzene	ND	mg/kg	0.0050	0.0013	EPA-8260B	ND		1
Bromobenzene	ND	mg/kg	0.0050	0.0013	EPA-8260B	ND		1
Bromochloromethane	ND	mg/kg	0.0050	0.00092	EPA-8260B	ND		1
Bromodichloromethane	ND	mg/kg	0.0050	0.00084	EPA-8260B	ND		1
Bromoform	ND	mg/kg	0.0050	0.0015	EPA-8260B	ND		1
Bromomethane	ND	mg/kg	0.0050	0.0016	EPA-8260B	ND		1
n-Butylbenzene	ND	mg/kg	0.0050	0.0015	EPA-8260B	ND		1
sec-Butylbenzene	ND	mg/kg	0.0050	0.0012	EPA-8260B	ND		1
tert-Butylbenzene	ND	mg/kg	0.0050	0.0012	EPA-8260B	ND		1
Carbon tetrachloride	ND	mg/kg	0.0050	0.0011	EPA-8260B	ND		1
Chlorobenzene	ND	mg/kg	0.0050	0.0013	EPA-8260B	ND		1
Chloroethane	ND	mg/kg	0.0050	0.0014	EPA-8260B	ND		1
Chloroform	ND	mg/kg	0.0050	0.00063	EPA-8260B	ND		1
Chloromethane	ND	mg/kg	0.0050	0.0014	EPA-8260B	ND		1
2-Chlorotoluene	ND	mg/kg	0.0050	0.0018	EPA-8260B	ND		1
4-Chlorotoluene	ND	mg/kg	0.0050	0.0014	EPA-8260B	ND		1
Dibromochloromethane	ND	mg/kg	0.0050	0.00099	EPA-8260B	ND		1
1,2-Dibromo-3-chloropropane	ND	mg/kg	0.0050	0.0017	EPA-8260B	ND		1
1,2-Dibromoethane	ND	mg/kg	0.0050	0.0010	EPA-8260B	ND		1
Dibromomethane	ND	mg/kg	0.0050	0.0018	EPA-8260B	ND		1
1,2-Dichlorobenzene	ND	mg/kg	0.0050	0.00081	EPA-8260B	ND		1
1,3-Dichlorobenzene	ND	mg/kg	0.0050	0.0014	EPA-8260B	ND		1
1,4-Dichlorobenzene	ND	mg/kg	0.0050	0.0015	EPA-8260B	ND		1
Dichlorodifluoromethane	ND	mg/kg	0.0050	0.0013	EPA-8260B	ND		1
1,1-Dichloroethane	ND	mg/kg	0.0050	0.0014	EPA-8260B	ND		1
1,2-Dichloroethane	ND	mg/kg	0.0050	0.00085	EPA-8260B	ND		1
1,1-Dichloroethene	ND	mg/kg	0.0050	0.0012	EPA-8260B	ND		1
cis-1,2-Dichloroethene	ND	mg/kg	0.0050	0.0013	EPA-8260B	ND		1
trans-1,2-Dichloroethene	ND	mg/kg	0.0050	0.0014	EPA-8260B	ND		1
1,2-Dichloropropane	ND	mg/kg	0.0050	0.00081	EPA-8260B	ND		1
1,3-Dichloropropane	ND	mg/kg	0.0050	0.0011	EPA-8260B	ND		1
2,2-Dichloropropane	ND	mg/kg	0.0050	0.0013	EPA-8260B	ND		1
1,1-Dichloropropene	ND	mg/kg	0.0050	0.0012	EPA-8260B	ND		1

The results in this report apply to the samples analyzed in accordance with the chain of custody document. This analytical report must be reproduced in its entirety.

All results listed in this report are for the exclusive use of the submitting party. BC Laboratories, Inc. assumes no responsibility for report alteration, separation, detachment or third party interpretation.



Almar Environmental
407 Almar Avenue
Santa Cruz, CA 95060

Reported: 06/28/2016 10:21
Project: Soils/Waters
Project Number: 3101 35th Ave
Project Manager: Forrest Cook

Volatile Organic Analysis (EPA Method 8260B)

BCL Sample ID: 1615255-14		Client Sample Name: 3101 35th Ave, DP-8d 5.0, 5/31/2016 2:20:00PM, Forrest Cook						
Constituent	Result	Units	PQL	MDL	Method	MB Bias	Lab Quals	Run #
cis-1,3-Dichloropropene	ND	mg/kg	0.0050	0.0011	EPA-8260B	ND		1
trans-1,3-Dichloropropene	ND	mg/kg	0.0050	0.0012	EPA-8260B	ND		1
Ethylbenzene	ND	mg/kg	0.0050	0.0015	EPA-8260B	ND		1
Hexachlorobutadiene	ND	mg/kg	0.0050	0.0017	EPA-8260B	ND		1
Isopropylbenzene	ND	mg/kg	0.0050	0.0013	EPA-8260B	ND		1
p-Isopropyltoluene	ND	mg/kg	0.0050	0.0013	EPA-8260B	ND		1
Methylene chloride	ND	mg/kg	0.010	0.0024	EPA-8260B	ND		1
Methyl t-butyl ether	ND	mg/kg	0.0050	0.00050	EPA-8260B	ND		1
Naphthalene	ND	mg/kg	0.0050	0.0014	EPA-8260B	ND		1
n-Propylbenzene	ND	mg/kg	0.0050	0.0013	EPA-8260B	ND		1
Styrene	ND	mg/kg	0.0050	0.0014	EPA-8260B	ND		1
1,1,1,2-Tetrachloroethane	ND	mg/kg	0.0050	0.0011	EPA-8260B	ND		1
1,1,2,2-Tetrachloroethane	ND	mg/kg	0.0050	0.0011	EPA-8260B	ND		1
Tetrachloroethene	ND	mg/kg	0.0050	0.0013	EPA-8260B	ND		1
Toluene	ND	mg/kg	0.0050	0.0012	EPA-8260B	ND		1
1,2,3-Trichlorobenzene	ND	mg/kg	0.0050	0.0021	EPA-8260B	ND		1
1,2,4-Trichlorobenzene	ND	mg/kg	0.0050	0.0020	EPA-8260B	ND		1
1,1,1-Trichloroethane	ND	mg/kg	0.0050	0.0011	EPA-8260B	ND		1
1,1,2-Trichloroethane	ND	mg/kg	0.0050	0.00077	EPA-8260B	ND		1
Trichloroethene	ND	mg/kg	0.0050	0.0011	EPA-8260B	ND		1
Trichlorofluoromethane	ND	mg/kg	0.0050	0.0011	EPA-8260B	ND		1
1,2,3-Trichloropropane	ND	mg/kg	0.0050	0.0016	EPA-8260B	ND		1
1,1,2-Trichloro-1,2,2-trifluoroethane	ND	mg/kg	0.0050	0.0013	EPA-8260B	ND		1
1,2,4-Trimethylbenzene	ND	mg/kg	0.0050	0.0013	EPA-8260B	ND		1
1,3,5-Trimethylbenzene	ND	mg/kg	0.0050	0.0015	EPA-8260B	ND		1
Vinyl chloride	ND	mg/kg	0.0050	0.0016	EPA-8260B	ND		1
Total Xylenes	ND	mg/kg	0.010	0.0034	EPA-8260B	ND		1
Total Trihalomethanes	ND	mg/kg	0.020	0.0032	EPA-8260B	ND		1
t-Butyl alcohol	ND	mg/kg	0.050	0.017	EPA-8260B	ND		1
p- & m-Xylenes	ND	mg/kg	0.0050	0.0022	EPA-8260B	ND		1
o-Xylene	ND	mg/kg	0.0050	0.0012	EPA-8260B	ND		1
Total Purgeable Petroleum Hydrocarbons	0.14	mg/kg	0.20	0.020	Luft-GC/MS	ND	J	1
1,2-Dichloroethane-d4 (Surrogate)	110	%	70 - 121 (LCL - UCL)		EPA-8260B			1

The results in this report apply to the samples analyzed in accordance with the chain of custody document. This analytical report must be reproduced in its entirety.

All results listed in this report are for the exclusive use of the submitting party. BC Laboratories, Inc. assumes no responsibility for report alteration, separation, detachment or third party interpretation.



Almar Environmental
407 Almar Avenue
Santa Cruz, CA 95060

Reported: 06/28/2016 10:21
Project: Soils/Waters
Project Number: 3101 35th Ave
Project Manager: Forrest Cook

Volatile Organic Analysis (EPA Method 8260B)

BCL Sample ID: 1615255-14	Client Sample Name: 3101 35th Ave, DP-8d 5.0, 5/31/2016 2:20:00PM, Forrest Cook
----------------------------------	--

Constituent	Result	Units	PQL	MDL	Method	MB Bias	Lab Quals	Run #
Toluene-d8 (Surrogate)	104	%	81 - 117 (LCL - UCL)		EPA-8260B			1
4-Bromofluorobenzene (Surrogate)	101	%	74 - 121 (LCL - UCL)		EPA-8260B			1

Run #	Method	Prep Date	Run Date/Time	Analyst	Instrument	Dilution	QC Batch ID
1	EPA-8260B	06/03/16	06/03/16 16:58	MRF	MS-V3	1	BZF0138

The results in this report apply to the samples analyzed in accordance with the chain of custody document. This analytical report must be reproduced in its entirety.

All results listed in this report are for the exclusive use of the submitting party. BC Laboratories, Inc. assumes no responsibility for report alteration, separation, detachment or third party interpretation.



Almar Environmental
407 Almar Avenue
Santa Cruz, CA 95060

Reported: 06/28/2016 10:21
Project: Soils/Waters
Project Number: 3101 35th Ave
Project Manager: Forrest Cook

Volatile Organic Analysis (EPA Method 8260B)

BCL Sample ID: 1615255-15	Client Sample Name: 3101 35th Ave, DP-8d 10.0, 5/31/2016 2:25:00PM, Forrest Cook
----------------------------------	---

Constituent	Result	Units	PQL	MDL	Method	MB Bias	Lab Quals	Run #
Benzene	ND	mg/kg	0.0050	0.0013	EPA-8260B	ND		1
Bromobenzene	ND	mg/kg	0.0050	0.0013	EPA-8260B	ND		1
Bromochloromethane	ND	mg/kg	0.0050	0.00092	EPA-8260B	ND		1
Bromodichloromethane	ND	mg/kg	0.0050	0.00084	EPA-8260B	ND		1
Bromoform	ND	mg/kg	0.0050	0.0015	EPA-8260B	ND		1
Bromomethane	ND	mg/kg	0.0050	0.0016	EPA-8260B	ND		1
n-Butylbenzene	ND	mg/kg	0.0050	0.0015	EPA-8260B	ND		1
sec-Butylbenzene	ND	mg/kg	0.0050	0.0012	EPA-8260B	ND		1
tert-Butylbenzene	ND	mg/kg	0.0050	0.0012	EPA-8260B	ND		1
Carbon tetrachloride	ND	mg/kg	0.0050	0.0011	EPA-8260B	ND		1
Chlorobenzene	ND	mg/kg	0.0050	0.0013	EPA-8260B	ND		1
Chloroethane	ND	mg/kg	0.0050	0.0014	EPA-8260B	ND		1
Chloroform	ND	mg/kg	0.0050	0.00063	EPA-8260B	ND		1
Chloromethane	ND	mg/kg	0.0050	0.0014	EPA-8260B	ND		1
2-Chlorotoluene	ND	mg/kg	0.0050	0.0018	EPA-8260B	ND		1
4-Chlorotoluene	ND	mg/kg	0.0050	0.0014	EPA-8260B	ND		1
Dibromochloromethane	ND	mg/kg	0.0050	0.00099	EPA-8260B	ND		1
1,2-Dibromo-3-chloropropane	ND	mg/kg	0.0050	0.0017	EPA-8260B	ND		1
1,2-Dibromoethane	ND	mg/kg	0.0050	0.0010	EPA-8260B	ND		1
Dibromomethane	ND	mg/kg	0.0050	0.0018	EPA-8260B	ND		1
1,2-Dichlorobenzene	ND	mg/kg	0.0050	0.00081	EPA-8260B	ND		1
1,3-Dichlorobenzene	ND	mg/kg	0.0050	0.0014	EPA-8260B	ND		1
1,4-Dichlorobenzene	ND	mg/kg	0.0050	0.0015	EPA-8260B	ND		1
Dichlorodifluoromethane	ND	mg/kg	0.0050	0.0013	EPA-8260B	ND		1
1,1-Dichloroethane	ND	mg/kg	0.0050	0.0014	EPA-8260B	ND		1
1,2-Dichloroethane	ND	mg/kg	0.0050	0.00085	EPA-8260B	ND		1
1,1-Dichloroethene	ND	mg/kg	0.0050	0.0012	EPA-8260B	ND		1
cis-1,2-Dichloroethene	ND	mg/kg	0.0050	0.0013	EPA-8260B	ND		1
trans-1,2-Dichloroethene	ND	mg/kg	0.0050	0.0014	EPA-8260B	ND		1
1,2-Dichloropropane	ND	mg/kg	0.0050	0.00081	EPA-8260B	ND		1
1,3-Dichloropropane	ND	mg/kg	0.0050	0.0011	EPA-8260B	ND		1
2,2-Dichloropropane	ND	mg/kg	0.0050	0.0013	EPA-8260B	ND		1
1,1-Dichloropropene	ND	mg/kg	0.0050	0.0012	EPA-8260B	ND		1

The results in this report apply to the samples analyzed in accordance with the chain of custody document. This analytical report must be reproduced in its entirety.

All results listed in this report are for the exclusive use of the submitting party. BC Laboratories, Inc. assumes no responsibility for report alteration, separation, detachment or third party interpretation.



Almar Environmental
407 Almar Avenue
Santa Cruz, CA 95060

Reported: 06/28/2016 10:21
Project: Soils/Waters
Project Number: 3101 35th Ave
Project Manager: Forrest Cook

Volatile Organic Analysis (EPA Method 8260B)

BCL Sample ID: 1615255-15		Client Sample Name: 3101 35th Ave, DP-8d 10.0, 5/31/2016 2:25:00PM, Forrest Cook						
Constituent	Result	Units	PQL	MDL	Method	MB Bias	Lab Quals	Run #
cis-1,3-Dichloropropene	ND	mg/kg	0.0050	0.0011	EPA-8260B	ND		1
trans-1,3-Dichloropropene	ND	mg/kg	0.0050	0.0012	EPA-8260B	ND		1
Ethylbenzene	ND	mg/kg	0.0050	0.0015	EPA-8260B	ND		1
Hexachlorobutadiene	ND	mg/kg	0.0050	0.0017	EPA-8260B	ND		1
Isopropylbenzene	ND	mg/kg	0.0050	0.0013	EPA-8260B	ND		1
p-Isopropyltoluene	ND	mg/kg	0.0050	0.0013	EPA-8260B	ND		1
Methylene chloride	ND	mg/kg	0.010	0.0024	EPA-8260B	ND		1
Methyl t-butyl ether	ND	mg/kg	0.0050	0.00050	EPA-8260B	ND		1
Naphthalene	ND	mg/kg	0.0050	0.0014	EPA-8260B	ND		1
n-Propylbenzene	ND	mg/kg	0.0050	0.0013	EPA-8260B	ND		1
Styrene	ND	mg/kg	0.0050	0.0014	EPA-8260B	ND		1
1,1,1,2-Tetrachloroethane	ND	mg/kg	0.0050	0.0011	EPA-8260B	ND		1
1,1,2,2-Tetrachloroethane	ND	mg/kg	0.0050	0.0011	EPA-8260B	ND		1
Tetrachloroethene	ND	mg/kg	0.0050	0.0013	EPA-8260B	ND		1
Toluene	ND	mg/kg	0.0050	0.0012	EPA-8260B	ND		1
1,2,3-Trichlorobenzene	ND	mg/kg	0.0050	0.0021	EPA-8260B	ND		1
1,2,4-Trichlorobenzene	ND	mg/kg	0.0050	0.0020	EPA-8260B	ND		1
1,1,1-Trichloroethane	ND	mg/kg	0.0050	0.0011	EPA-8260B	ND		1
1,1,2-Trichloroethane	ND	mg/kg	0.0050	0.00077	EPA-8260B	ND		1
Trichloroethene	ND	mg/kg	0.0050	0.0011	EPA-8260B	ND		1
Trichlorofluoromethane	ND	mg/kg	0.0050	0.0011	EPA-8260B	ND		1
1,2,3-Trichloropropane	ND	mg/kg	0.0050	0.0016	EPA-8260B	ND		1
1,1,2-Trichloro-1,2,2-trifluoroethane	ND	mg/kg	0.0050	0.0013	EPA-8260B	ND		1
1,2,4-Trimethylbenzene	ND	mg/kg	0.0050	0.0013	EPA-8260B	ND		1
1,3,5-Trimethylbenzene	ND	mg/kg	0.0050	0.0015	EPA-8260B	ND		1
Vinyl chloride	ND	mg/kg	0.0050	0.0016	EPA-8260B	ND		1
Total Xylenes	ND	mg/kg	0.010	0.0034	EPA-8260B	ND		1
Total Trihalomethanes	ND	mg/kg	0.020	0.0032	EPA-8260B	ND		1
t-Butyl alcohol	ND	mg/kg	0.050	0.017	EPA-8260B	ND		1
p- & m-Xylenes	ND	mg/kg	0.0050	0.0022	EPA-8260B	ND		1
o-Xylene	ND	mg/kg	0.0050	0.0012	EPA-8260B	ND		1
Total Purgeable Petroleum Hydrocarbons	0.13	mg/kg	0.20	0.020	Luft-GC/MS	ND	J	1
1,2-Dichloroethane-d4 (Surrogate)	109	%	70 - 121 (LCL - UCL)		EPA-8260B			1

The results in this report apply to the samples analyzed in accordance with the chain of custody document. This analytical report must be reproduced in its entirety.

All results listed in this report are for the exclusive use of the submitting party. BC Laboratories, Inc. assumes no responsibility for report alteration, separation, detachment or third party interpretation.



Almar Environmental
407 Almar Avenue
Santa Cruz, CA 95060

Reported: 06/28/2016 10:21
Project: Soils/Waters
Project Number: 3101 35th Ave
Project Manager: Forrest Cook

Volatile Organic Analysis (EPA Method 8260B)

BCL Sample ID: 1615255-15	Client Sample Name: 3101 35th Ave, DP-8d 10.0, 5/31/2016 2:25:00PM, Forrest Cook
----------------------------------	---

Constituent	Result	Units	PQL	MDL	Method	MB Bias	Lab Quals	Run #
Toluene-d8 (Surrogate)	102	%	81 - 117 (LCL - UCL)		EPA-8260B			1
4-Bromofluorobenzene (Surrogate)	102	%	74 - 121 (LCL - UCL)		EPA-8260B			1

Run #	Method	Prep Date	Run Date/Time	Analyst	Instrument	Dilution	QC Batch ID
1	EPA-8260B	06/03/16	06/03/16 17:21	MRF	MS-V3	1	BZF0138

The results in this report apply to the samples analyzed in accordance with the chain of custody document. This analytical report must be reproduced in its entirety.

All results listed in this report are for the exclusive use of the submitting party. BC Laboratories, Inc. assumes no responsibility for report alteration, separation, detachment or third party interpretation.



Almar Environmental
407 Almar Avenue
Santa Cruz, CA 95060

Reported: 06/28/2016 10:21
Project: Soils/Waters
Project Number: 3101 35th Ave
Project Manager: Forrest Cook

Volatile Organic Analysis (EPA Method 8260B)

BCL Sample ID: 1615255-20	Client Sample Name: 3101 35th Ave, DP-9d 5.0, 5/31/2016 8:00:00AM, Forrest Cook
----------------------------------	--

Constituent	Result	Units	PQL	MDL	Method	MB Bias	Lab Quals	Run #
Benzene	ND	mg/kg	0.0050	0.0013	EPA-8260B	ND		1
Bromobenzene	ND	mg/kg	0.0050	0.0013	EPA-8260B	ND		1
Bromochloromethane	ND	mg/kg	0.0050	0.00092	EPA-8260B	ND		1
Bromodichloromethane	ND	mg/kg	0.0050	0.00084	EPA-8260B	ND		1
Bromoform	ND	mg/kg	0.0050	0.0015	EPA-8260B	ND		1
Bromomethane	ND	mg/kg	0.0050	0.0016	EPA-8260B	ND		1
n-Butylbenzene	ND	mg/kg	0.0050	0.0015	EPA-8260B	ND		1
sec-Butylbenzene	ND	mg/kg	0.0050	0.0012	EPA-8260B	ND		1
tert-Butylbenzene	ND	mg/kg	0.0050	0.0012	EPA-8260B	ND		1
Carbon tetrachloride	ND	mg/kg	0.0050	0.0011	EPA-8260B	ND		1
Chlorobenzene	ND	mg/kg	0.0050	0.0013	EPA-8260B	ND		1
Chloroethane	ND	mg/kg	0.0050	0.0014	EPA-8260B	ND		1
Chloroform	ND	mg/kg	0.0050	0.00063	EPA-8260B	ND		1
Chloromethane	ND	mg/kg	0.0050	0.0014	EPA-8260B	ND		1
2-Chlorotoluene	ND	mg/kg	0.0050	0.0018	EPA-8260B	ND		1
4-Chlorotoluene	ND	mg/kg	0.0050	0.0014	EPA-8260B	ND		1
Dibromochloromethane	ND	mg/kg	0.0050	0.00099	EPA-8260B	ND		1
1,2-Dibromo-3-chloropropane	ND	mg/kg	0.0050	0.0017	EPA-8260B	ND		1
1,2-Dibromoethane	ND	mg/kg	0.0050	0.0010	EPA-8260B	ND		1
Dibromomethane	ND	mg/kg	0.0050	0.0018	EPA-8260B	ND		1
1,2-Dichlorobenzene	ND	mg/kg	0.0050	0.00081	EPA-8260B	ND		1
1,3-Dichlorobenzene	ND	mg/kg	0.0050	0.0014	EPA-8260B	ND		1
1,4-Dichlorobenzene	ND	mg/kg	0.0050	0.0015	EPA-8260B	ND		1
Dichlorodifluoromethane	ND	mg/kg	0.0050	0.0013	EPA-8260B	ND		1
1,1-Dichloroethane	ND	mg/kg	0.0050	0.0014	EPA-8260B	ND		1
1,2-Dichloroethane	ND	mg/kg	0.0050	0.00085	EPA-8260B	ND		1
1,1-Dichloroethene	ND	mg/kg	0.0050	0.0012	EPA-8260B	ND		1
cis-1,2-Dichloroethene	ND	mg/kg	0.0050	0.0013	EPA-8260B	ND		1
trans-1,2-Dichloroethene	ND	mg/kg	0.0050	0.0014	EPA-8260B	ND		1
1,2-Dichloropropane	ND	mg/kg	0.0050	0.00081	EPA-8260B	ND		1
1,3-Dichloropropane	ND	mg/kg	0.0050	0.0011	EPA-8260B	ND		1
2,2-Dichloropropane	ND	mg/kg	0.0050	0.0013	EPA-8260B	ND		1
1,1-Dichloropropene	ND	mg/kg	0.0050	0.0012	EPA-8260B	ND		1

The results in this report apply to the samples analyzed in accordance with the chain of custody document. This analytical report must be reproduced in its entirety.

All results listed in this report are for the exclusive use of the submitting party. BC Laboratories, Inc. assumes no responsibility for report alteration, separation, detachment or third party interpretation.



Almar Environmental
407 Almar Avenue
Santa Cruz, CA 95060

Reported: 06/28/2016 10:21
Project: Soils/Waters
Project Number: 3101 35th Ave
Project Manager: Forrest Cook

Volatile Organic Analysis (EPA Method 8260B)

BCL Sample ID: 1615255-20		Client Sample Name: 3101 35th Ave, DP-9d 5.0, 5/31/2016 8:00:00AM, Forrest Cook						
Constituent	Result	Units	PQL	MDL	Method	MB Bias	Lab Quals	Run #
cis-1,3-Dichloropropene	ND	mg/kg	0.0050	0.0011	EPA-8260B	ND		1
trans-1,3-Dichloropropene	ND	mg/kg	0.0050	0.0012	EPA-8260B	ND		1
Ethylbenzene	ND	mg/kg	0.0050	0.0015	EPA-8260B	ND		1
Hexachlorobutadiene	ND	mg/kg	0.0050	0.0017	EPA-8260B	ND		1
Isopropylbenzene	ND	mg/kg	0.0050	0.0013	EPA-8260B	ND		1
p-Isopropyltoluene	ND	mg/kg	0.0050	0.0013	EPA-8260B	ND		1
Methylene chloride	ND	mg/kg	0.010	0.0024	EPA-8260B	ND		1
Methyl t-butyl ether	ND	mg/kg	0.0050	0.00050	EPA-8260B	ND		1
Naphthalene	ND	mg/kg	0.0050	0.0014	EPA-8260B	ND		1
n-Propylbenzene	ND	mg/kg	0.0050	0.0013	EPA-8260B	ND		1
Styrene	ND	mg/kg	0.0050	0.0014	EPA-8260B	ND		1
1,1,1,2-Tetrachloroethane	ND	mg/kg	0.0050	0.0011	EPA-8260B	ND		1
1,1,2,2-Tetrachloroethane	ND	mg/kg	0.0050	0.0011	EPA-8260B	ND		1
Tetrachloroethene	ND	mg/kg	0.0050	0.0013	EPA-8260B	ND		1
Toluene	ND	mg/kg	0.0050	0.0012	EPA-8260B	ND		1
1,2,3-Trichlorobenzene	ND	mg/kg	0.0050	0.0021	EPA-8260B	ND		1
1,2,4-Trichlorobenzene	ND	mg/kg	0.0050	0.0020	EPA-8260B	ND		1
1,1,1-Trichloroethane	ND	mg/kg	0.0050	0.0011	EPA-8260B	ND		1
1,1,2-Trichloroethane	ND	mg/kg	0.0050	0.00077	EPA-8260B	ND		1
Trichloroethene	ND	mg/kg	0.0050	0.0011	EPA-8260B	ND		1
Trichlorofluoromethane	ND	mg/kg	0.0050	0.0011	EPA-8260B	ND		1
1,2,3-Trichloropropane	ND	mg/kg	0.0050	0.0016	EPA-8260B	ND		1
1,1,2-Trichloro-1,2,2-trifluoroethane	ND	mg/kg	0.0050	0.0013	EPA-8260B	ND		1
1,2,4-Trimethylbenzene	ND	mg/kg	0.0050	0.0013	EPA-8260B	ND		1
1,3,5-Trimethylbenzene	ND	mg/kg	0.0050	0.0015	EPA-8260B	ND		1
Vinyl chloride	ND	mg/kg	0.0050	0.0016	EPA-8260B	ND		1
Total Xylenes	ND	mg/kg	0.010	0.0034	EPA-8260B	ND		1
Total Trihalomethanes	ND	mg/kg	0.020	0.0032	EPA-8260B	ND		1
t-Butyl alcohol	ND	mg/kg	0.050	0.017	EPA-8260B	ND		1
p- & m-Xylenes	ND	mg/kg	0.0050	0.0022	EPA-8260B	ND		1
o-Xylene	ND	mg/kg	0.0050	0.0012	EPA-8260B	ND		1
Total Purgeable Petroleum Hydrocarbons	0.12	mg/kg	0.20	0.020	Luft-GC/MS	ND	J	1
1,2-Dichloroethane-d4 (Surrogate)	109	%	70 - 121 (LCL - UCL)		EPA-8260B			1

The results in this report apply to the samples analyzed in accordance with the chain of custody document. This analytical report must be reproduced in its entirety.

All results listed in this report are for the exclusive use of the submitting party. BC Laboratories, Inc. assumes no responsibility for report alteration, separation, detachment or third party interpretation.



Almar Environmental
407 Almar Avenue
Santa Cruz, CA 95060

Reported: 06/28/2016 10:21
Project: Soils/Waters
Project Number: 3101 35th Ave
Project Manager: Forrest Cook

Volatile Organic Analysis (EPA Method 8260B)

BCL Sample ID: 1615255-20	Client Sample Name: 3101 35th Ave, DP-9d 5.0, 5/31/2016 8:00:00AM, Forrest Cook
----------------------------------	--

Constituent	Result	Units	PQL	MDL	Method	MB Bias	Lab Quals	Run #
Toluene-d8 (Surrogate)	100	%	81 - 117 (LCL - UCL)		EPA-8260B			1
4-Bromofluorobenzene (Surrogate)	106	%	74 - 121 (LCL - UCL)		EPA-8260B			1

Run #	Method	Prep Date	Run Date/Time	Analyst	Instrument	Dilution	QC Batch ID
1	EPA-8260B	06/03/16	06/03/16 17:44	MRF	MS-V3	1	BZF0138

The results in this report apply to the samples analyzed in accordance with the chain of custody document. This analytical report must be reproduced in its entirety.

All results listed in this report are for the exclusive use of the submitting party. BC Laboratories, Inc. assumes no responsibility for report alteration, separation, detachment or third party interpretation.



Almar Environmental
407 Almar Avenue
Santa Cruz, CA 95060

Reported: 06/28/2016 10:21
Project: Soils/Waters
Project Number: 3101 35th Ave
Project Manager: Forrest Cook

Total Petroleum Hydrocarbons

BCL Sample ID: 1615255-20	Client Sample Name: 3101 35th Ave, DP-9d 5.0, 5/31/2016 8:00:00AM, Forrest Cook
----------------------------------	--

Constituent	Result	Units	PQL	MDL	Method	MB Bias	Lab Quals	Run #
TPH - Diesel (FFP)	3.7	mg/kg	10	1.2	EPA-8015B/FFP	ND	J,A52	1
TPH - Motor Oil	ND	mg/kg	20	6.5	EPA-8015B/FFP	ND		1
Tetracosane (Surrogate)	80.8	%	20 - 145 (LCL - UCL)		EPA-8015B/FFP			1

Run #	Method	Prep Date	Run Date/Time	Analyst	Instrument	Dilution	QC Batch ID
1	EPA-8015B/FFP	06/08/16	06/10/16 11:20	AS1	GC-13	0.990	BZF0803

The results in this report apply to the samples analyzed in accordance with the chain of custody document. This analytical report must be reproduced in its entirety.

All results listed in this report are for the exclusive use of the submitting party. BC Laboratories, Inc. assumes no responsibility for report alteration, separation, detachment or third party interpretation.



Almar Environmental
407 Almar Avenue
Santa Cruz, CA 95060

Reported: 06/28/2016 10:21
Project: Soils/Waters
Project Number: 3101 35th Ave
Project Manager: Forrest Cook

Volatile Organic Analysis (EPA Method 8260B)

BCL Sample ID: 1615255-21	Client Sample Name: 3101 35th Ave, DP-9d 8.0, 5/31/2016 8:05:00AM, Forrest Cook
----------------------------------	--

Constituent	Result	Units	PQL	MDL	Method	MB Bias	Lab Quals	Run #
Benzene	ND	mg/kg	0.0050	0.0013	EPA-8260B	ND		1
Bromobenzene	ND	mg/kg	0.0050	0.0013	EPA-8260B	ND		1
Bromochloromethane	ND	mg/kg	0.0050	0.00092	EPA-8260B	ND		1
Bromodichloromethane	ND	mg/kg	0.0050	0.00084	EPA-8260B	ND		1
Bromoform	ND	mg/kg	0.0050	0.0015	EPA-8260B	ND		1
Bromomethane	ND	mg/kg	0.0050	0.0016	EPA-8260B	ND		1
n-Butylbenzene	0.022	mg/kg	0.0050	0.0015	EPA-8260B	ND		1
sec-Butylbenzene	0.0096	mg/kg	0.0050	0.0012	EPA-8260B	ND		1
tert-Butylbenzene	ND	mg/kg	0.0050	0.0012	EPA-8260B	ND		1
Carbon tetrachloride	ND	mg/kg	0.0050	0.0011	EPA-8260B	ND		1
Chlorobenzene	ND	mg/kg	0.0050	0.0013	EPA-8260B	ND		1
Chloroethane	ND	mg/kg	0.0050	0.0014	EPA-8260B	ND		1
Chloroform	ND	mg/kg	0.0050	0.00063	EPA-8260B	ND		1
Chloromethane	ND	mg/kg	0.0050	0.0014	EPA-8260B	ND		1
2-Chlorotoluene	ND	mg/kg	0.0050	0.0018	EPA-8260B	ND		1
4-Chlorotoluene	ND	mg/kg	0.0050	0.0014	EPA-8260B	ND		1
Dibromochloromethane	ND	mg/kg	0.0050	0.00099	EPA-8260B	ND		1
1,2-Dibromo-3-chloropropane	ND	mg/kg	0.0050	0.0017	EPA-8260B	ND		1
1,2-Dibromoethane	ND	mg/kg	0.0050	0.0010	EPA-8260B	ND		1
Dibromomethane	ND	mg/kg	0.0050	0.0018	EPA-8260B	ND		1
1,2-Dichlorobenzene	ND	mg/kg	0.0050	0.00081	EPA-8260B	ND		1
1,3-Dichlorobenzene	ND	mg/kg	0.0050	0.0014	EPA-8260B	ND		1
1,4-Dichlorobenzene	ND	mg/kg	0.0050	0.0015	EPA-8260B	ND		1
Dichlorodifluoromethane	ND	mg/kg	0.0050	0.0013	EPA-8260B	ND		1
1,1-Dichloroethane	ND	mg/kg	0.0050	0.0014	EPA-8260B	ND		1
1,2-Dichloroethane	ND	mg/kg	0.0050	0.00085	EPA-8260B	ND		1
1,1-Dichloroethene	ND	mg/kg	0.0050	0.0012	EPA-8260B	ND		1
cis-1,2-Dichloroethene	ND	mg/kg	0.0050	0.0013	EPA-8260B	ND		1
trans-1,2-Dichloroethene	ND	mg/kg	0.0050	0.0014	EPA-8260B	ND		1
1,2-Dichloropropane	ND	mg/kg	0.0050	0.00081	EPA-8260B	ND		1
1,3-Dichloropropane	ND	mg/kg	0.0050	0.0011	EPA-8260B	ND		1
2,2-Dichloropropane	ND	mg/kg	0.0050	0.0013	EPA-8260B	ND		1
1,1-Dichloropropene	ND	mg/kg	0.0050	0.0012	EPA-8260B	ND		1

The results in this report apply to the samples analyzed in accordance with the chain of custody document. This analytical report must be reproduced in its entirety.

All results listed in this report are for the exclusive use of the submitting party. BC Laboratories, Inc. assumes no responsibility for report alteration, separation, detachment or third party interpretation.



Almar Environmental
407 Almar Avenue
Santa Cruz, CA 95060

Reported: 06/28/2016 10:21
Project: Soils/Waters
Project Number: 3101 35th Ave
Project Manager: Forrest Cook

Volatile Organic Analysis (EPA Method 8260B)

BCL Sample ID: 1615255-21		Client Sample Name: 3101 35th Ave, DP-9d 8.0, 5/31/2016 8:05:00AM, Forrest Cook						
Constituent	Result	Units	PQL	MDL	Method	MB Bias	Lab Quals	Run #
cis-1,3-Dichloropropene	ND	mg/kg	0.0050	0.0011	EPA-8260B	ND		1
trans-1,3-Dichloropropene	ND	mg/kg	0.0050	0.0012	EPA-8260B	ND		1
Ethylbenzene	ND	mg/kg	0.0050	0.0015	EPA-8260B	ND		1
Hexachlorobutadiene	ND	mg/kg	0.0050	0.0017	EPA-8260B	ND		1
Isopropylbenzene	ND	mg/kg	0.0050	0.0013	EPA-8260B	ND		1
p-Isopropyltoluene	0.0025	mg/kg	0.0050	0.0013	EPA-8260B	ND	J	1
Methylene chloride	ND	mg/kg	0.010	0.0024	EPA-8260B	ND		1
Methyl t-butyl ether	ND	mg/kg	0.0050	0.00050	EPA-8260B	ND		1
Naphthalene	ND	mg/kg	0.0050	0.0014	EPA-8260B	ND		1
n-Propylbenzene	ND	mg/kg	0.0050	0.0013	EPA-8260B	ND		1
Styrene	ND	mg/kg	0.0050	0.0014	EPA-8260B	ND		1
1,1,1,2-Tetrachloroethane	ND	mg/kg	0.0050	0.0011	EPA-8260B	ND		1
1,1,2,2-Tetrachloroethane	ND	mg/kg	0.0050	0.0011	EPA-8260B	ND		1
Tetrachloroethene	ND	mg/kg	0.0050	0.0013	EPA-8260B	ND		1
Toluene	ND	mg/kg	0.0050	0.0012	EPA-8260B	ND		1
1,2,3-Trichlorobenzene	ND	mg/kg	0.0050	0.0021	EPA-8260B	ND		1
1,2,4-Trichlorobenzene	ND	mg/kg	0.0050	0.0020	EPA-8260B	ND		1
1,1,1-Trichloroethane	ND	mg/kg	0.0050	0.0011	EPA-8260B	ND		1
1,1,2-Trichloroethane	ND	mg/kg	0.0050	0.00077	EPA-8260B	ND		1
Trichloroethene	ND	mg/kg	0.0050	0.0011	EPA-8260B	ND		1
Trichlorofluoromethane	ND	mg/kg	0.0050	0.0011	EPA-8260B	ND		1
1,2,3-Trichloropropane	ND	mg/kg	0.0050	0.0016	EPA-8260B	ND		1
1,1,2-Trichloro-1,2,2-trifluoroethane	ND	mg/kg	0.0050	0.0013	EPA-8260B	ND		1
1,2,4-Trimethylbenzene	ND	mg/kg	0.0050	0.0013	EPA-8260B	ND		1
1,3,5-Trimethylbenzene	ND	mg/kg	0.0050	0.0015	EPA-8260B	ND		1
Vinyl chloride	ND	mg/kg	0.0050	0.0016	EPA-8260B	ND		1
Total Xylenes	ND	mg/kg	0.010	0.0034	EPA-8260B	ND		1
Total Trihalomethanes	ND	mg/kg	0.020	0.0032	EPA-8260B	ND		1
t-Butyl alcohol	ND	mg/kg	0.050	0.017	EPA-8260B	ND		1
p- & m-Xylenes	ND	mg/kg	0.0050	0.0022	EPA-8260B	ND		1
o-Xylene	ND	mg/kg	0.0050	0.0012	EPA-8260B	ND		1
Total Purgeable Petroleum Hydrocarbons	3.2	mg/kg	1.0	0.10	Luft-GC/MS	ND	A01	2
1,2-Dichloroethane-d4 (Surrogate)	108	%	70 - 121 (LCL - UCL)		EPA-8260B			1

The results in this report apply to the samples analyzed in accordance with the chain of custody document. This analytical report must be reproduced in its entirety.

All results listed in this report are for the exclusive use of the submitting party. BC Laboratories, Inc. assumes no responsibility for report alteration, separation, detachment or third party interpretation.



Almar Environmental
407 Almar Avenue
Santa Cruz, CA 95060

Reported: 06/28/2016 10:21
Project: Soils/Waters
Project Number: 3101 35th Ave
Project Manager: Forrest Cook

Volatile Organic Analysis (EPA Method 8260B)

BCL Sample ID: 1615255-21	Client Sample Name: 3101 35th Ave, DP-9d 8.0, 5/31/2016 8:05:00AM, Forrest Cook
----------------------------------	--

Constituent	Result	Units	PQL	MDL	Method	MB Bias	Lab Quals	Run #
1,2-Dichloroethane-d4 (Surrogate)	102	%	70 - 121 (LCL - UCL)		EPA-8260B			2
Toluene-d8 (Surrogate)	112	%	81 - 117 (LCL - UCL)		EPA-8260B			1
Toluene-d8 (Surrogate)	104	%	81 - 117 (LCL - UCL)		EPA-8260B			2
4-Bromofluorobenzene (Surrogate)	105	%	74 - 121 (LCL - UCL)		EPA-8260B			1
4-Bromofluorobenzene (Surrogate)	104	%	74 - 121 (LCL - UCL)		EPA-8260B			2

Run #	Method	Prep Date	Run Date/Time	Analyst	Instrument	Dilution	QC Batch ID
1	EPA-8260B	06/03/16	06/03/16 18:07	MRF	MS-V3	1	BZF0138
2	EPA-8260B	06/03/16	06/06/16 12:01	MRF	MS-V3	5	BZF0138

The results in this report apply to the samples analyzed in accordance with the chain of custody document. This analytical report must be reproduced in its entirety.

All results listed in this report are for the exclusive use of the submitting party. BC Laboratories, Inc. assumes no responsibility for report alteration, separation, detachment or third party interpretation.



Almar Environmental
407 Almar Avenue
Santa Cruz, CA 95060

Reported: 06/28/2016 10:21
Project: Soils/Waters
Project Number: 3101 35th Ave
Project Manager: Forrest Cook

Total Petroleum Hydrocarbons

BCL Sample ID: 1615255-21	Client Sample Name: 3101 35th Ave, DP-9d 8.0, 5/31/2016 8:05:00AM, Forrest Cook
----------------------------------	--

Constituent	Result	Units	PQL	MDL	Method	MB Bias	Lab Quals	Run #
TPH - Diesel (FFP)	7.3	mg/kg	10	1.2	EPA-8015B/FFP	ND	J,A52	1
TPH - Motor Oil	ND	mg/kg	20	6.5	EPA-8015B/FFP	ND		1
Tetracosane (Surrogate)	88.7	%	20 - 145 (LCL - UCL)		EPA-8015B/FFP			1

Run #	Method	Prep Date	Run Date/Time	Analyst	Instrument	Dilution	QC Batch ID
1	EPA-8015B/FFP	06/08/16	06/10/16 11:43	AS1	GC-13	1.003	BZF0803

The results in this report apply to the samples analyzed in accordance with the chain of custody document. This analytical report must be reproduced in its entirety.

All results listed in this report are for the exclusive use of the submitting party. BC Laboratories, Inc. assumes no responsibility for report alteration, separation, detachment or third party interpretation.



Almar Environmental
407 Almar Avenue
Santa Cruz, CA 95060

Reported: 06/28/2016 10:21
Project: Soils/Waters
Project Number: 3101 35th Ave
Project Manager: Forrest Cook

Volatile Organic Analysis (EPA Method 8260B)

BCL Sample ID: 1615255-22		Client Sample Name: 3101 35th Ave, DP-9d 15.0, 5/31/2016 8:15:00AM, Forrest Cook						
Constituent	Result	Units	PQL	MDL	Method	MB Bias	Lab Quals	Run #
Benzene	0.0013	mg/kg	0.0050	0.0013	EPA-8260B	ND	J	1
Bromobenzene	ND	mg/kg	0.0050	0.0013	EPA-8260B	ND		1
Bromochloromethane	ND	mg/kg	0.0050	0.00092	EPA-8260B	ND		1
Bromodichloromethane	ND	mg/kg	0.0050	0.00084	EPA-8260B	ND		1
Bromoform	ND	mg/kg	0.0050	0.0015	EPA-8260B	ND		1
Bromomethane	ND	mg/kg	0.0050	0.0016	EPA-8260B	ND		1
n-Butylbenzene	0.0047	mg/kg	0.0050	0.0015	EPA-8260B	ND	J	1
sec-Butylbenzene	0.0018	mg/kg	0.0050	0.0012	EPA-8260B	ND	J	1
tert-Butylbenzene	ND	mg/kg	0.0050	0.0012	EPA-8260B	ND		1
Carbon tetrachloride	ND	mg/kg	0.0050	0.0011	EPA-8260B	ND		1
Chlorobenzene	ND	mg/kg	0.0050	0.0013	EPA-8260B	ND		1
Chloroethane	ND	mg/kg	0.0050	0.0014	EPA-8260B	ND		1
Chloroform	ND	mg/kg	0.0050	0.00063	EPA-8260B	ND		1
Chloromethane	ND	mg/kg	0.0050	0.0014	EPA-8260B	ND		1
2-Chlorotoluene	ND	mg/kg	0.0050	0.0018	EPA-8260B	ND		1
4-Chlorotoluene	ND	mg/kg	0.0050	0.0014	EPA-8260B	ND		1
Dibromochloromethane	ND	mg/kg	0.0050	0.00099	EPA-8260B	ND		1
1,2-Dibromo-3-chloropropane	ND	mg/kg	0.0050	0.0017	EPA-8260B	ND		1
1,2-Dibromoethane	ND	mg/kg	0.0050	0.0010	EPA-8260B	ND		1
Dibromomethane	ND	mg/kg	0.0050	0.0018	EPA-8260B	ND		1
1,2-Dichlorobenzene	ND	mg/kg	0.0050	0.00081	EPA-8260B	ND		1
1,3-Dichlorobenzene	ND	mg/kg	0.0050	0.0014	EPA-8260B	ND		1
1,4-Dichlorobenzene	ND	mg/kg	0.0050	0.0015	EPA-8260B	ND		1
Dichlorodifluoromethane	ND	mg/kg	0.0050	0.0013	EPA-8260B	ND		1
1,1-Dichloroethane	ND	mg/kg	0.0050	0.0014	EPA-8260B	ND		1
1,2-Dichloroethane	ND	mg/kg	0.0050	0.00085	EPA-8260B	ND		1
1,1-Dichloroethene	ND	mg/kg	0.0050	0.0012	EPA-8260B	ND		1
cis-1,2-Dichloroethene	ND	mg/kg	0.0050	0.0013	EPA-8260B	ND		1
trans-1,2-Dichloroethene	ND	mg/kg	0.0050	0.0014	EPA-8260B	ND		1
1,2-Dichloropropane	ND	mg/kg	0.0050	0.00081	EPA-8260B	ND		1
1,3-Dichloropropane	ND	mg/kg	0.0050	0.0011	EPA-8260B	ND		1
2,2-Dichloropropane	ND	mg/kg	0.0050	0.0013	EPA-8260B	ND		1
1,1-Dichloropropene	ND	mg/kg	0.0050	0.0012	EPA-8260B	ND		1

The results in this report apply to the samples analyzed in accordance with the chain of custody document. This analytical report must be reproduced in its entirety.

All results listed in this report are for the exclusive use of the submitting party. BC Laboratories, Inc. assumes no responsibility for report alteration, separation, detachment or third party interpretation.



Almar Environmental
407 Almar Avenue
Santa Cruz, CA 95060

Reported: 06/28/2016 10:21
Project: Soils/Waters
Project Number: 3101 35th Ave
Project Manager: Forrest Cook

Volatile Organic Analysis (EPA Method 8260B)

BCL Sample ID: 1615255-22	Client Sample Name: 3101 35th Ave, DP-9d 15.0, 5/31/2016 8:15:00AM, Forrest Cook
----------------------------------	---

Constituent	Result	Units	PQL	MDL	Method	MB Bias	Lab Quals	Run #
cis-1,3-Dichloropropene	ND	mg/kg	0.0050	0.0011	EPA-8260B	ND		1
trans-1,3-Dichloropropene	ND	mg/kg	0.0050	0.0012	EPA-8260B	ND		1
Ethylbenzene	ND	mg/kg	0.0050	0.0015	EPA-8260B	ND		1
Hexachlorobutadiene	ND	mg/kg	0.0050	0.0017	EPA-8260B	ND		1
Isopropylbenzene	ND	mg/kg	0.0050	0.0013	EPA-8260B	ND		1
p-Isopropyltoluene	ND	mg/kg	0.0050	0.0013	EPA-8260B	ND		1
Methylene chloride	ND	mg/kg	0.010	0.0024	EPA-8260B	ND		1
Methyl t-butyl ether	ND	mg/kg	0.0050	0.00050	EPA-8260B	ND		1
Naphthalene	ND	mg/kg	0.0050	0.0014	EPA-8260B	ND		1
n-Propylbenzene	ND	mg/kg	0.0050	0.0013	EPA-8260B	ND		1
Styrene	ND	mg/kg	0.0050	0.0014	EPA-8260B	ND		1
1,1,1,2-Tetrachloroethane	ND	mg/kg	0.0050	0.0011	EPA-8260B	ND		1
1,1,2,2-Tetrachloroethane	ND	mg/kg	0.0050	0.0011	EPA-8260B	ND		1
Tetrachloroethene	ND	mg/kg	0.0050	0.0013	EPA-8260B	ND		1
Toluene	ND	mg/kg	0.0050	0.0012	EPA-8260B	ND		1
1,2,3-Trichlorobenzene	ND	mg/kg	0.0050	0.0021	EPA-8260B	ND		1
1,2,4-Trichlorobenzene	ND	mg/kg	0.0050	0.0020	EPA-8260B	ND		1
1,1,1-Trichloroethane	ND	mg/kg	0.0050	0.0011	EPA-8260B	ND		1
1,1,2-Trichloroethane	ND	mg/kg	0.0050	0.00077	EPA-8260B	ND		1
Trichloroethene	ND	mg/kg	0.0050	0.0011	EPA-8260B	ND		1
Trichlorofluoromethane	ND	mg/kg	0.0050	0.0011	EPA-8260B	ND		1
1,2,3-Trichloropropane	ND	mg/kg	0.0050	0.0016	EPA-8260B	ND		1
1,1,2-Trichloro-1,2,2-trifluoroethane	ND	mg/kg	0.0050	0.0013	EPA-8260B	ND		1
1,2,4-Trimethylbenzene	ND	mg/kg	0.0050	0.0013	EPA-8260B	ND		1
1,3,5-Trimethylbenzene	ND	mg/kg	0.0050	0.0015	EPA-8260B	ND		1
Vinyl chloride	ND	mg/kg	0.0050	0.0016	EPA-8260B	ND		1
Total Xylenes	ND	mg/kg	0.010	0.0034	EPA-8260B	ND		1
Total Trihalomethanes	ND	mg/kg	0.020	0.0032	EPA-8260B	ND		1
t-Butyl alcohol	ND	mg/kg	0.050	0.017	EPA-8260B	ND		1
p- & m-Xylenes	ND	mg/kg	0.0050	0.0022	EPA-8260B	ND		1
o-Xylene	ND	mg/kg	0.0050	0.0012	EPA-8260B	ND		1
Total Purgeable Petroleum Hydrocarbons	1.0	mg/kg	0.20	0.020	Luft-GC/MS	ND		1
1,2-Dichloroethane-d4 (Surrogate)	105	%	70 - 121 (LCL - UCL)		EPA-8260B			1

The results in this report apply to the samples analyzed in accordance with the chain of custody document. This analytical report must be reproduced in its entirety.

All results listed in this report are for the exclusive use of the submitting party. BC Laboratories, Inc. assumes no responsibility for report alteration, separation, detachment or third party interpretation.



Almar Environmental
407 Almar Avenue
Santa Cruz, CA 95060

Reported: 06/28/2016 10:21
Project: Soils/Waters
Project Number: 3101 35th Ave
Project Manager: Forrest Cook

Volatile Organic Analysis (EPA Method 8260B)

BCL Sample ID: 1615255-22	Client Sample Name: 3101 35th Ave, DP-9d 15.0, 5/31/2016 8:15:00AM, Forrest Cook
----------------------------------	---

Constituent	Result	Units	PQL	MDL	Method	MB Bias	Lab Quals	Run #
Toluene-d8 (Surrogate)	102	%	81 - 117 (LCL - UCL)		EPA-8260B			1
4-Bromofluorobenzene (Surrogate)	103	%	74 - 121 (LCL - UCL)		EPA-8260B			1

Run #	Method	Prep Date	Run Date/Time	Analyst	Instrument	Dilution	QC Batch ID
1	EPA-8260B	06/03/16	06/03/16 18:31	MRF	MS-V3	1	BZF0138

The results in this report apply to the samples analyzed in accordance with the chain of custody document. This analytical report must be reproduced in its entirety.

All results listed in this report are for the exclusive use of the submitting party. BC Laboratories, Inc. assumes no responsibility for report alteration, separation, detachment or third party interpretation.



Almar Environmental
407 Almar Avenue
Santa Cruz, CA 95060

Reported: 06/28/2016 10:21
Project: Soils/Waters
Project Number: 3101 35th Ave
Project Manager: Forrest Cook

Total Petroleum Hydrocarbons

BCL Sample ID: 1615255-22	Client Sample Name: 3101 35th Ave, DP-9d 15.0, 5/31/2016 8:15:00AM, Forrest Cook
----------------------------------	---

Constituent	Result	Units	PQL	MDL	Method	MB Bias	Lab Quals	Run #
TPH - Diesel (FFP)	ND	mg/kg	10	1.2	EPA-8015B/FFP	ND		1
TPH - Motor Oil	ND	mg/kg	20	6.5	EPA-8015B/FFP	ND		1
Tetracosane (Surrogate)	89.5	%	20 - 145 (LCL - UCL)		EPA-8015B/FFP			1

Run #	Method	Prep Date	Run Date/Time	Analyst	Instrument	Dilution	QC Batch ID
1	EPA-8015B/FFP	06/08/16	06/10/16 12:50	AS1	GC-13	0.993	BZF0803

The results in this report apply to the samples analyzed in accordance with the chain of custody document. This analytical report must be reproduced in its entirety.

All results listed in this report are for the exclusive use of the submitting party. BC Laboratories, Inc. assumes no responsibility for report alteration, separation, detachment or third party interpretation.



Almar Environmental
407 Almar Avenue
Santa Cruz, CA 95060

Reported: 06/28/2016 10:21
Project: Soils/Waters
Project Number: 3101 35th Ave
Project Manager: Forrest Cook

Volatile Organic Analysis (EPA Method 8260B)

BCL Sample ID: 1615255-26	Client Sample Name: 3101 35th Ave, DP-10d 5.0, 5/31/2016 9:30:00AM, Forrest Cook
----------------------------------	---

Constituent	Result	Units	PQL	MDL	Method	MB Bias	Lab Quals	Run #
Benzene	ND	mg/kg	0.0050	0.0013	EPA-8260B	ND		1
Bromobenzene	ND	mg/kg	0.0050	0.0013	EPA-8260B	ND		1
Bromochloromethane	ND	mg/kg	0.0050	0.00092	EPA-8260B	ND		1
Bromodichloromethane	ND	mg/kg	0.0050	0.00084	EPA-8260B	ND		1
Bromoform	ND	mg/kg	0.0050	0.0015	EPA-8260B	ND		1
Bromomethane	ND	mg/kg	0.0050	0.0016	EPA-8260B	ND		1
n-Butylbenzene	ND	mg/kg	0.0050	0.0015	EPA-8260B	ND		1
sec-Butylbenzene	ND	mg/kg	0.0050	0.0012	EPA-8260B	ND		1
tert-Butylbenzene	ND	mg/kg	0.0050	0.0012	EPA-8260B	ND		1
Carbon tetrachloride	ND	mg/kg	0.0050	0.0011	EPA-8260B	ND		1
Chlorobenzene	ND	mg/kg	0.0050	0.0013	EPA-8260B	ND		1
Chloroethane	ND	mg/kg	0.0050	0.0014	EPA-8260B	ND		1
Chloroform	ND	mg/kg	0.0050	0.00063	EPA-8260B	ND		1
Chloromethane	ND	mg/kg	0.0050	0.0014	EPA-8260B	ND		1
2-Chlorotoluene	ND	mg/kg	0.0050	0.0018	EPA-8260B	ND		1
4-Chlorotoluene	ND	mg/kg	0.0050	0.0014	EPA-8260B	ND		1
Dibromochloromethane	ND	mg/kg	0.0050	0.00099	EPA-8260B	ND		1
1,2-Dibromo-3-chloropropane	ND	mg/kg	0.0050	0.0017	EPA-8260B	ND		1
1,2-Dibromoethane	ND	mg/kg	0.0050	0.0010	EPA-8260B	ND		1
Dibromomethane	ND	mg/kg	0.0050	0.0018	EPA-8260B	ND		1
1,2-Dichlorobenzene	ND	mg/kg	0.0050	0.00081	EPA-8260B	ND		1
1,3-Dichlorobenzene	ND	mg/kg	0.0050	0.0014	EPA-8260B	ND		1
1,4-Dichlorobenzene	ND	mg/kg	0.0050	0.0015	EPA-8260B	ND		1
Dichlorodifluoromethane	ND	mg/kg	0.0050	0.0013	EPA-8260B	ND		1
1,1-Dichloroethane	ND	mg/kg	0.0050	0.0014	EPA-8260B	ND		1
1,2-Dichloroethane	ND	mg/kg	0.0050	0.00085	EPA-8260B	ND		1
1,1-Dichloroethene	ND	mg/kg	0.0050	0.0012	EPA-8260B	ND		1
cis-1,2-Dichloroethene	ND	mg/kg	0.0050	0.0013	EPA-8260B	ND		1
trans-1,2-Dichloroethene	ND	mg/kg	0.0050	0.0014	EPA-8260B	ND		1
1,2-Dichloropropane	ND	mg/kg	0.0050	0.00081	EPA-8260B	ND		1
1,3-Dichloropropane	ND	mg/kg	0.0050	0.0011	EPA-8260B	ND		1
2,2-Dichloropropane	ND	mg/kg	0.0050	0.0013	EPA-8260B	ND		1
1,1-Dichloropropene	ND	mg/kg	0.0050	0.0012	EPA-8260B	ND		1

The results in this report apply to the samples analyzed in accordance with the chain of custody document. This analytical report must be reproduced in its entirety.

All results listed in this report are for the exclusive use of the submitting party. BC Laboratories, Inc. assumes no responsibility for report alteration, separation, detachment or third party interpretation.



Almar Environmental
407 Almar Avenue
Santa Cruz, CA 95060

Reported: 06/28/2016 10:21
Project: Soils/Waters
Project Number: 3101 35th Ave
Project Manager: Forrest Cook

Volatile Organic Analysis (EPA Method 8260B)

BCL Sample ID: 1615255-26		Client Sample Name: 3101 35th Ave, DP-10d 5.0, 5/31/2016 9:30:00AM, Forrest Cook						
Constituent	Result	Units	PQL	MDL	Method	MB Bias	Lab Quals	Run #
cis-1,3-Dichloropropene	ND	mg/kg	0.0050	0.0011	EPA-8260B	ND		1
trans-1,3-Dichloropropene	ND	mg/kg	0.0050	0.0012	EPA-8260B	ND		1
Ethylbenzene	ND	mg/kg	0.0050	0.0015	EPA-8260B	ND		1
Hexachlorobutadiene	ND	mg/kg	0.0050	0.0017	EPA-8260B	ND		1
Isopropylbenzene	ND	mg/kg	0.0050	0.0013	EPA-8260B	ND		1
p-Isopropyltoluene	ND	mg/kg	0.0050	0.0013	EPA-8260B	ND		1
Methylene chloride	ND	mg/kg	0.010	0.0024	EPA-8260B	ND		1
Methyl t-butyl ether	ND	mg/kg	0.0050	0.00050	EPA-8260B	ND		1
Naphthalene	ND	mg/kg	0.0050	0.0014	EPA-8260B	ND		1
n-Propylbenzene	ND	mg/kg	0.0050	0.0013	EPA-8260B	ND		1
Styrene	ND	mg/kg	0.0050	0.0014	EPA-8260B	ND		1
1,1,1,2-Tetrachloroethane	ND	mg/kg	0.0050	0.0011	EPA-8260B	ND		1
1,1,2,2-Tetrachloroethane	ND	mg/kg	0.0050	0.0011	EPA-8260B	ND		1
Tetrachloroethene	ND	mg/kg	0.0050	0.0013	EPA-8260B	ND		1
Toluene	ND	mg/kg	0.0050	0.0012	EPA-8260B	ND		1
1,2,3-Trichlorobenzene	ND	mg/kg	0.0050	0.0021	EPA-8260B	ND		1
1,2,4-Trichlorobenzene	ND	mg/kg	0.0050	0.0020	EPA-8260B	ND		1
1,1,1-Trichloroethane	ND	mg/kg	0.0050	0.0011	EPA-8260B	ND		1
1,1,2-Trichloroethane	ND	mg/kg	0.0050	0.00077	EPA-8260B	ND		1
Trichloroethene	ND	mg/kg	0.0050	0.0011	EPA-8260B	ND		1
Trichlorofluoromethane	ND	mg/kg	0.0050	0.0011	EPA-8260B	ND		1
1,2,3-Trichloropropane	ND	mg/kg	0.0050	0.0016	EPA-8260B	ND		1
1,1,2-Trichloro-1,2,2-trifluoroethane	ND	mg/kg	0.0050	0.0013	EPA-8260B	ND		1
1,2,4-Trimethylbenzene	ND	mg/kg	0.0050	0.0013	EPA-8260B	ND		1
1,3,5-Trimethylbenzene	ND	mg/kg	0.0050	0.0015	EPA-8260B	ND		1
Vinyl chloride	ND	mg/kg	0.0050	0.0016	EPA-8260B	ND		1
Total Xylenes	ND	mg/kg	0.010	0.0034	EPA-8260B	ND		1
Total Trihalomethanes	ND	mg/kg	0.020	0.0032	EPA-8260B	ND		1
t-Butyl alcohol	ND	mg/kg	0.050	0.017	EPA-8260B	ND		1
p- & m-Xylenes	ND	mg/kg	0.0050	0.0022	EPA-8260B	ND		1
o-Xylene	ND	mg/kg	0.0050	0.0012	EPA-8260B	ND		1
Total Purgeable Petroleum Hydrocarbons	ND	mg/kg	0.20	0.020	Luft-GC/MS	ND		1
1,2-Dichloroethane-d4 (Surrogate)	117	%	70 - 121 (LCL - UCL)		EPA-8260B			1

The results in this report apply to the samples analyzed in accordance with the chain of custody document. This analytical report must be reproduced in its entirety.

All results listed in this report are for the exclusive use of the submitting party. BC Laboratories, Inc. assumes no responsibility for report alteration, separation, detachment or third party interpretation.



Almar Environmental
407 Almar Avenue
Santa Cruz, CA 95060

Reported: 06/28/2016 10:21
Project: Soils/Waters
Project Number: 3101 35th Ave
Project Manager: Forrest Cook

Volatile Organic Analysis (EPA Method 8260B)

BCL Sample ID: 1615255-26	Client Sample Name: 3101 35th Ave, DP-10d 5.0, 5/31/2016 9:30:00AM, Forrest Cook
----------------------------------	---

Constituent	Result	Units	PQL	MDL	Method	MB Bias	Lab Quals	Run #
Toluene-d8 (Surrogate)	102	%	81 - 117 (LCL - UCL)		EPA-8260B			1
4-Bromofluorobenzene (Surrogate)	100	%	74 - 121 (LCL - UCL)		EPA-8260B			1

Run #	Method	Prep Date	Run Date/Time	Analyst	Instrument	Dilution	QC Batch ID
1	EPA-8260B	06/03/16	06/03/16 18:54	MRF	MS-V3	1	BZF0138

The results in this report apply to the samples analyzed in accordance with the chain of custody document. This analytical report must be reproduced in its entirety.

All results listed in this report are for the exclusive use of the submitting party. BC Laboratories, Inc. assumes no responsibility for report alteration, separation, detachment or third party interpretation.



Almar Environmental
407 Almar Avenue
Santa Cruz, CA 95060

Reported: 06/28/2016 10:21
Project: Soils/Waters
Project Number: 3101 35th Ave
Project Manager: Forrest Cook

Volatile Organic Analysis (EPA Method 8260B)

BCL Sample ID: 1615255-27	Client Sample Name: 3101 35th Ave, DP-10d 10.0, 5/31/2016 9:35:00AM, Forrest Cook
----------------------------------	--

Constituent	Result	Units	PQL	MDL	Method	MB Bias	Lab Quals	Run #
Benzene	ND	mg/kg	0.0050	0.0013	EPA-8260B	ND		1
Bromobenzene	ND	mg/kg	0.0050	0.0013	EPA-8260B	ND		1
Bromochloromethane	ND	mg/kg	0.0050	0.00092	EPA-8260B	ND		1
Bromodichloromethane	ND	mg/kg	0.0050	0.00084	EPA-8260B	ND		1
Bromoform	ND	mg/kg	0.0050	0.0015	EPA-8260B	ND		1
Bromomethane	ND	mg/kg	0.0050	0.0016	EPA-8260B	ND		1
n-Butylbenzene	ND	mg/kg	0.0050	0.0015	EPA-8260B	ND		1
sec-Butylbenzene	ND	mg/kg	0.0050	0.0012	EPA-8260B	ND		1
tert-Butylbenzene	ND	mg/kg	0.0050	0.0012	EPA-8260B	ND		1
Carbon tetrachloride	ND	mg/kg	0.0050	0.0011	EPA-8260B	ND		1
Chlorobenzene	ND	mg/kg	0.0050	0.0013	EPA-8260B	ND		1
Chloroethane	ND	mg/kg	0.0050	0.0014	EPA-8260B	ND		1
Chloroform	ND	mg/kg	0.0050	0.00063	EPA-8260B	ND		1
Chloromethane	ND	mg/kg	0.0050	0.0014	EPA-8260B	ND		1
2-Chlorotoluene	ND	mg/kg	0.0050	0.0018	EPA-8260B	ND		1
4-Chlorotoluene	ND	mg/kg	0.0050	0.0014	EPA-8260B	ND		1
Dibromochloromethane	ND	mg/kg	0.0050	0.00099	EPA-8260B	ND		1
1,2-Dibromo-3-chloropropane	ND	mg/kg	0.0050	0.0017	EPA-8260B	ND		1
1,2-Dibromoethane	ND	mg/kg	0.0050	0.0010	EPA-8260B	ND		1
Dibromomethane	ND	mg/kg	0.0050	0.0018	EPA-8260B	ND		1
1,2-Dichlorobenzene	ND	mg/kg	0.0050	0.00081	EPA-8260B	ND		1
1,3-Dichlorobenzene	ND	mg/kg	0.0050	0.0014	EPA-8260B	ND		1
1,4-Dichlorobenzene	ND	mg/kg	0.0050	0.0015	EPA-8260B	ND		1
Dichlorodifluoromethane	ND	mg/kg	0.0050	0.0013	EPA-8260B	ND		1
1,1-Dichloroethane	ND	mg/kg	0.0050	0.0014	EPA-8260B	ND		1
1,2-Dichloroethane	ND	mg/kg	0.0050	0.00085	EPA-8260B	ND		1
1,1-Dichloroethene	ND	mg/kg	0.0050	0.0012	EPA-8260B	ND		1
cis-1,2-Dichloroethene	ND	mg/kg	0.0050	0.0013	EPA-8260B	ND		1
trans-1,2-Dichloroethene	ND	mg/kg	0.0050	0.0014	EPA-8260B	ND		1
1,2-Dichloropropane	ND	mg/kg	0.0050	0.00081	EPA-8260B	ND		1
1,3-Dichloropropane	ND	mg/kg	0.0050	0.0011	EPA-8260B	ND		1
2,2-Dichloropropane	ND	mg/kg	0.0050	0.0013	EPA-8260B	ND		1
1,1-Dichloropropene	ND	mg/kg	0.0050	0.0012	EPA-8260B	ND		1

The results in this report apply to the samples analyzed in accordance with the chain of custody document. This analytical report must be reproduced in its entirety.

All results listed in this report are for the exclusive use of the submitting party. BC Laboratories, Inc. assumes no responsibility for report alteration, separation, detachment or third party interpretation.



Almar Environmental
407 Almar Avenue
Santa Cruz, CA 95060

Reported: 06/28/2016 10:21
Project: Soils/Waters
Project Number: 3101 35th Ave
Project Manager: Forrest Cook

Volatile Organic Analysis (EPA Method 8260B)

BCL Sample ID: 1615255-27		Client Sample Name: 3101 35th Ave, DP-10d 10.0, 5/31/2016 9:35:00AM, Forrest Cook						
Constituent	Result	Units	PQL	MDL	Method	MB Bias	Lab Quals	Run #
cis-1,3-Dichloropropene	ND	mg/kg	0.0050	0.0011	EPA-8260B	ND		1
trans-1,3-Dichloropropene	ND	mg/kg	0.0050	0.0012	EPA-8260B	ND		1
Ethylbenzene	ND	mg/kg	0.0050	0.0015	EPA-8260B	ND		1
Hexachlorobutadiene	ND	mg/kg	0.0050	0.0017	EPA-8260B	ND		1
Isopropylbenzene	ND	mg/kg	0.0050	0.0013	EPA-8260B	ND		1
p-Isopropyltoluene	ND	mg/kg	0.0050	0.0013	EPA-8260B	ND		1
Methylene chloride	ND	mg/kg	0.010	0.0024	EPA-8260B	ND		1
Methyl t-butyl ether	ND	mg/kg	0.0050	0.00050	EPA-8260B	ND		1
Naphthalene	ND	mg/kg	0.0050	0.0014	EPA-8260B	ND		1
n-Propylbenzene	ND	mg/kg	0.0050	0.0013	EPA-8260B	ND		1
Styrene	ND	mg/kg	0.0050	0.0014	EPA-8260B	ND		1
1,1,1,2-Tetrachloroethane	ND	mg/kg	0.0050	0.0011	EPA-8260B	ND		1
1,1,2,2-Tetrachloroethane	ND	mg/kg	0.0050	0.0011	EPA-8260B	ND		1
Tetrachloroethene	ND	mg/kg	0.0050	0.0013	EPA-8260B	ND		1
Toluene	ND	mg/kg	0.0050	0.0012	EPA-8260B	ND		1
1,2,3-Trichlorobenzene	ND	mg/kg	0.0050	0.0021	EPA-8260B	ND		1
1,2,4-Trichlorobenzene	ND	mg/kg	0.0050	0.0020	EPA-8260B	ND		1
1,1,1-Trichloroethane	ND	mg/kg	0.0050	0.0011	EPA-8260B	ND		1
1,1,2-Trichloroethane	ND	mg/kg	0.0050	0.00077	EPA-8260B	ND		1
Trichloroethene	ND	mg/kg	0.0050	0.0011	EPA-8260B	ND		1
Trichlorofluoromethane	ND	mg/kg	0.0050	0.0011	EPA-8260B	ND		1
1,2,3-Trichloropropane	ND	mg/kg	0.0050	0.0016	EPA-8260B	ND		1
1,1,2-Trichloro-1,2,2-trifluoroethane	ND	mg/kg	0.0050	0.0013	EPA-8260B	ND		1
1,2,4-Trimethylbenzene	ND	mg/kg	0.0050	0.0013	EPA-8260B	ND		1
1,3,5-Trimethylbenzene	ND	mg/kg	0.0050	0.0015	EPA-8260B	ND		1
Vinyl chloride	ND	mg/kg	0.0050	0.0016	EPA-8260B	ND		1
Total Xylenes	ND	mg/kg	0.010	0.0034	EPA-8260B	ND		1
Total Trihalomethanes	ND	mg/kg	0.020	0.0032	EPA-8260B	ND		1
t-Butyl alcohol	ND	mg/kg	0.050	0.017	EPA-8260B	ND		1
p- & m-Xylenes	ND	mg/kg	0.0050	0.0022	EPA-8260B	ND		1
o-Xylene	ND	mg/kg	0.0050	0.0012	EPA-8260B	ND		1
Total Purgeable Petroleum Hydrocarbons	ND	mg/kg	0.20	0.020	Luft-GC/MS	ND		1
1,2-Dichloroethane-d4 (Surrogate)	105	%	70 - 121 (LCL - UCL)		EPA-8260B			1

The results in this report apply to the samples analyzed in accordance with the chain of custody document. This analytical report must be reproduced in its entirety.

All results listed in this report are for the exclusive use of the submitting party. BC Laboratories, Inc. assumes no responsibility for report alteration, separation, detachment or third party interpretation.



Almar Environmental
407 Almar Avenue
Santa Cruz, CA 95060

Reported: 06/28/2016 10:21
Project: Soils/Waters
Project Number: 3101 35th Ave
Project Manager: Forrest Cook

Volatile Organic Analysis (EPA Method 8260B)

BCL Sample ID: 1615255-27	Client Sample Name: 3101 35th Ave, DP-10d 10.0, 5/31/2016 9:35:00AM, Forrest Cook
----------------------------------	--

Constituent	Result	Units	PQL	MDL	Method	MB Bias	Lab Quals	Run #
Toluene-d8 (Surrogate)	100	%	81 - 117 (LCL - UCL)		EPA-8260B			1
4-Bromofluorobenzene (Surrogate)	98.4	%	74 - 121 (LCL - UCL)		EPA-8260B			1

Run #	Method	Prep Date	Run Date/Time	Analyst	Instrument	Dilution	QC Batch ID
1	EPA-8260B	06/03/16	06/03/16 19:17	MRF	MS-V3	1	BZF0138

The results in this report apply to the samples analyzed in accordance with the chain of custody document. This analytical report must be reproduced in its entirety.

All results listed in this report are for the exclusive use of the submitting party. BC Laboratories, Inc. assumes no responsibility for report alteration, separation, detachment or third party interpretation.



Almar Environmental
407 Almar Avenue
Santa Cruz, CA 95060

Reported: 06/28/2016 10:21
Project: Soils/Waters
Project Number: 3101 35th Ave
Project Manager: Forrest Cook

Volatile Organic Analysis (EPA Method 8260B)

BCL Sample ID: 1615255-32	Client Sample Name: 3101 35th Ave, DP-6, 6/1/2016 7:30:00AM, Forrest Cook
----------------------------------	--

Constituent	Result	Units	PQL	MDL	Method	MB Bias	Lab Quals	Run #
Benzene	ND	ug/L	0.50	0.083	EPA-8260B	ND		1
Bromobenzene	ND	ug/L	0.50	0.13	EPA-8260B	ND		1
Bromochloromethane	ND	ug/L	0.50	0.24	EPA-8260B	ND		1
Bromodichloromethane	ND	ug/L	0.50	0.14	EPA-8260B	ND		1
Bromoform	ND	ug/L	0.50	0.27	EPA-8260B	ND		1
Bromomethane	ND	ug/L	1.0	0.25	EPA-8260B	ND		1
n-Butylbenzene	ND	ug/L	0.50	0.11	EPA-8260B	ND		1
sec-Butylbenzene	ND	ug/L	0.50	0.15	EPA-8260B	ND		1
tert-Butylbenzene	ND	ug/L	0.50	0.13	EPA-8260B	ND		1
Carbon tetrachloride	ND	ug/L	0.50	0.18	EPA-8260B	ND		1
Chlorobenzene	ND	ug/L	0.50	0.093	EPA-8260B	ND		1
Chloroethane	ND	ug/L	0.50	0.14	EPA-8260B	ND		1
Chloroform	0.12	ug/L	0.50	0.12	EPA-8260B	ND	J	1
Chloromethane	ND	ug/L	0.50	0.14	EPA-8260B	ND		1
2-Chlorotoluene	ND	ug/L	0.50	0.20	EPA-8260B	ND		1
4-Chlorotoluene	ND	ug/L	0.50	0.15	EPA-8260B	ND		1
Dibromochloromethane	ND	ug/L	0.50	0.13	EPA-8260B	ND		1
1,2-Dibromo-3-chloropropane	ND	ug/L	1.0	0.44	EPA-8260B	ND		1
1,2-Dibromoethane	ND	ug/L	0.50	0.16	EPA-8260B	ND		1
Dibromomethane	ND	ug/L	0.50	0.24	EPA-8260B	ND		1
1,2-Dichlorobenzene	ND	ug/L	0.50	0.072	EPA-8260B	ND		1
1,3-Dichlorobenzene	ND	ug/L	0.50	0.15	EPA-8260B	ND		1
1,4-Dichlorobenzene	ND	ug/L	0.50	0.062	EPA-8260B	ND		1
Dichlorodifluoromethane	ND	ug/L	0.50	0.099	EPA-8260B	ND		1
1,1-Dichloroethane	ND	ug/L	0.50	0.11	EPA-8260B	ND		1
1,2-Dichloroethane	ND	ug/L	0.50	0.17	EPA-8260B	ND		1
1,1-Dichloroethene	ND	ug/L	0.50	0.18	EPA-8260B	ND		1
cis-1,2-Dichloroethene	ND	ug/L	0.50	0.085	EPA-8260B	ND		1
trans-1,2-Dichloroethene	ND	ug/L	0.50	0.15	EPA-8260B	ND		1
1,2-Dichloropropane	ND	ug/L	0.50	0.13	EPA-8260B	ND		1
1,3-Dichloropropane	ND	ug/L	0.50	0.086	EPA-8260B	ND		1
2,2-Dichloropropane	ND	ug/L	0.50	0.13	EPA-8260B	ND		1
1,1-Dichloropropene	ND	ug/L	0.50	0.085	EPA-8260B	ND		1

The results in this report apply to the samples analyzed in accordance with the chain of custody document. This analytical report must be reproduced in its entirety.

All results listed in this report are for the exclusive use of the submitting party. BC Laboratories, Inc. assumes no responsibility for report alteration, separation, detachment or third party interpretation.



Almar Environmental
407 Almar Avenue
Santa Cruz, CA 95060

Reported: 06/28/2016 10:21
Project: Soils/Waters
Project Number: 3101 35th Ave
Project Manager: Forrest Cook

Volatile Organic Analysis (EPA Method 8260B)

BCL Sample ID: 1615255-32		Client Sample Name: 3101 35th Ave, DP-6, 6/1/2016 7:30:00AM, Forrest Cook						
Constituent	Result	Units	PQL	MDL	Method	MB Bias	Lab Quals	Run #
cis-1,3-Dichloropropene	ND	ug/L	0.50	0.14	EPA-8260B	ND		1
trans-1,3-Dichloropropene	ND	ug/L	0.50	0.079	EPA-8260B	ND		1
Ethylbenzene	ND	ug/L	0.50	0.098	EPA-8260B	ND		1
Hexachlorobutadiene	ND	ug/L	0.50	0.17	EPA-8260B	ND		1
Isopropylbenzene	ND	ug/L	0.50	0.14	EPA-8260B	ND		1
p-Isopropyltoluene	ND	ug/L	0.50	0.12	EPA-8260B	ND		1
Methylene chloride	ND	ug/L	1.0	0.48	EPA-8260B	ND		1
Methyl t-butyl ether	ND	ug/L	0.50	0.11	EPA-8260B	ND		1
Naphthalene	ND	ug/L	0.50	0.36	EPA-8260B	ND		1
n-Propylbenzene	ND	ug/L	0.50	0.11	EPA-8260B	ND		1
Styrene	ND	ug/L	0.50	0.068	EPA-8260B	ND		1
1,1,1,2-Tetrachloroethane	ND	ug/L	0.50	0.18	EPA-8260B	ND		1
1,1,2,2-Tetrachloroethane	ND	ug/L	0.50	0.17	EPA-8260B	ND		1
Tetrachloroethene	ND	ug/L	0.50	0.13	EPA-8260B	ND		1
Toluene	ND	ug/L	0.50	0.093	EPA-8260B	ND		1
1,2,3-Trichlorobenzene	ND	ug/L	0.50	0.16	EPA-8260B	ND		1
1,2,4-Trichlorobenzene	ND	ug/L	0.50	0.19	EPA-8260B	ND		1
1,1,1-Trichloroethane	ND	ug/L	0.50	0.11	EPA-8260B	ND		1
1,1,2-Trichloroethane	ND	ug/L	0.50	0.16	EPA-8260B	ND		1
Trichloroethene	ND	ug/L	0.50	0.085	EPA-8260B	ND		1
Trichlorofluoromethane	ND	ug/L	0.50	0.13	EPA-8260B	ND		1
1,2,3-Trichloropropane	ND	ug/L	1.0	0.24	EPA-8260B	ND		1
1,1,2-Trichloro-1,2,2-trifluoroethane	ND	ug/L	0.50	0.15	EPA-8260B	ND		1
1,2,4-Trimethylbenzene	ND	ug/L	0.50	0.12	EPA-8260B	ND		1
1,3,5-Trimethylbenzene	ND	ug/L	0.50	0.12	EPA-8260B	ND		1
Vinyl chloride	ND	ug/L	0.50	0.12	EPA-8260B	ND		1
Total Xylenes	ND	ug/L	1.0	0.36	EPA-8260B	ND		1
Total Trihalomethanes	ND	ug/L	2.0	0.63	EPA-8260B	ND		1
p- & m-Xylenes	ND	ug/L	0.50	0.28	EPA-8260B	ND		1
o-Xylene	ND	ug/L	0.50	0.082	EPA-8260B	ND		1
Total Purgeable Petroleum Hydrocarbons	ND	ug/L	50	7.2	Luft-GC/MS	ND		1
1,2-Dichloroethane-d4 (Surrogate)	104	%	75 - 125 (LCL - UCL)		EPA-8260B			1
Toluene-d8 (Surrogate)	96.9	%	80 - 120 (LCL - UCL)		EPA-8260B			1

The results in this report apply to the samples analyzed in accordance with the chain of custody document. This analytical report must be reproduced in its entirety.

All results listed in this report are for the exclusive use of the submitting party. BC Laboratories, Inc. assumes no responsibility for report alteration, separation, detachment or third party interpretation.



Almar Environmental
407 Almar Avenue
Santa Cruz, CA 95060

Reported: 06/28/2016 10:21
Project: Soils/Waters
Project Number: 3101 35th Ave
Project Manager: Forrest Cook

Volatile Organic Analysis (EPA Method 8260B)

BCL Sample ID: 1615255-32	Client Sample Name: 3101 35th Ave, DP-6, 6/1/2016 7:30:00AM, Forrest Cook
----------------------------------	--

Constituent	Result	Units	PQL	MDL	Method	MB Bias	Lab Quals	Run #
4-Bromofluorobenzene (Surrogate)	88.6	%	80 - 120 (LCL - UCL)		EPA-8260B			1

Run #	Method	Prep Date	Run Date/Time	Analyst	Instrument	Dilution	QC Batch ID
1	EPA-8260B	06/02/16	06/04/16 08:47	JPT	MS-V13	1	BZF0201

The results in this report apply to the samples analyzed in accordance with the chain of custody document. This analytical report must be reproduced in its entirety.

All results listed in this report are for the exclusive use of the submitting party. BC Laboratories, Inc. assumes no responsibility for report alteration, separation, detachment or third party interpretation.



Almar Environmental
407 Almar Avenue
Santa Cruz, CA 95060

Reported: 06/28/2016 10:21
Project: Soils/Waters
Project Number: 3101 35th Ave
Project Manager: Forrest Cook

Base Neutral and Acid Extractables Organic Analysis (EPA Method 8270C)

BCL Sample ID: 1615255-32 Client Sample Name: 3101 35th Ave, DP-6, 6/1/2016 7:30:00AM, Forrest Cook

Constituent	Result	Units	PQL	MDL	Method	MB Bias	Lab Quals	Run #
Acenaphthene	ND	ug/L	2.0	0.40	EPA-8270C	ND		1
Acenaphthylene	ND	ug/L	2.0	0.34	EPA-8270C	ND		1
Aldrin	ND	ug/L	2.0	0.45	EPA-8270C	ND		1
Aniline	ND	ug/L	5.0	0.71	EPA-8270C	ND		1
Anthracene	ND	ug/L	2.0	0.32	EPA-8270C	ND		1
Benzidine	ND	ug/L	20	2.7	EPA-8270C	ND		1
Benzo[a]anthracene	ND	ug/L	2.0	0.37	EPA-8270C	ND		1
Benzo[b]fluoranthene	ND	ug/L	2.0	0.88	EPA-8270C	ND		1
Benzo[k]fluoranthene	ND	ug/L	2.0	0.96	EPA-8270C	ND		1
Benzo[a]pyrene	ND	ug/L	2.0	0.87	EPA-8270C	ND		1
Benzo[g,h,i]perylene	ND	ug/L	2.0	1.2	EPA-8270C	ND		1
Benzoic acid	ND	ug/L	10	2.0	EPA-8270C	ND		1
Benzyl alcohol	ND	ug/L	2.0	0.44	EPA-8270C	ND		1
Benzyl butyl phthalate	ND	ug/L	2.0	0.77	EPA-8270C	ND		1
alpha-BHC	ND	ug/L	2.0	1.8	EPA-8270C	ND		1
beta-BHC	ND	ug/L	2.0	1.4	EPA-8270C	ND		1
delta-BHC	ND	ug/L	2.0	1.8	EPA-8270C	ND		1
gamma-BHC (Lindane)	ND	ug/L	2.0	1.2	EPA-8270C	ND		1
bis(2-Chloroethoxy)methane	ND	ug/L	2.0	0.45	EPA-8270C	ND		1
bis(2-Chloroethyl) ether	ND	ug/L	2.0	0.86	EPA-8270C	ND		1
bis(2-Chloroisopropyl) ether	ND	ug/L	2.0	0.58	EPA-8270C	ND		1
bis(2-Ethylhexyl)phthalate	ND	ug/L	4.0	0.67	EPA-8270C	ND		1
4-Bromophenyl phenyl ether	ND	ug/L	2.0	0.42	EPA-8270C	ND		1
4-Chloroaniline	ND	ug/L	2.0	0.40	EPA-8270C	ND		1
2-Chloronaphthalene	ND	ug/L	2.0	0.34	EPA-8270C	ND		1
4-Chlorophenyl phenyl ether	ND	ug/L	2.0	0.46	EPA-8270C	ND		1
Chrysene	ND	ug/L	2.0	0.42	EPA-8270C	ND		1
4,4'-DDD	ND	ug/L	2.0	0.74	EPA-8270C	ND		1
4,4'-DDE	ND	ug/L	3.0	1.2	EPA-8270C	ND		1
4,4'-DDT	ND	ug/L	2.0	1.1	EPA-8270C	ND		1
Dibenzo[a,h]anthracene	ND	ug/L	3.0	1.6	EPA-8270C	ND		1
Dibenzofuran	ND	ug/L	2.0	0.32	EPA-8270C	ND		1
1,2-Dichlorobenzene	ND	ug/L	2.0	0.39	EPA-8270C	ND		1

The results in this report apply to the samples analyzed in accordance with the chain of custody document. This analytical report must be reproduced in its entirety.

All results listed in this report are for the exclusive use of the submitting party. BC Laboratories, Inc. assumes no responsibility for report alteration, separation, detachment or third party interpretation.



Almar Environmental
407 Almar Avenue
Santa Cruz, CA 95060

Reported: 06/28/2016 10:21
Project: Soils/Waters
Project Number: 3101 35th Ave
Project Manager: Forrest Cook

Base Neutral and Acid Extractables Organic Analysis (EPA Method 8270C)

BCL Sample ID: 1615255-32	Client Sample Name: 3101 35th Ave, DP-6, 6/1/2016 7:30:00AM, Forrest Cook
----------------------------------	--

Constituent	Result	Units	PQL	MDL	Method	MB Bias	Lab Quals	Run #
1,3-Dichlorobenzene	ND	ug/L	2.0	0.50	EPA-8270C	ND		1
1,4-Dichlorobenzene	ND	ug/L	2.0	0.55	EPA-8270C	ND		1
3,3-Dichlorobenzidine	ND	ug/L	10	0.65	EPA-8270C	ND		1
Dieldrin	ND	ug/L	3.0	0.68	EPA-8270C	ND		1
Diethyl phthalate	ND	ug/L	2.0	0.35	EPA-8270C	ND		1
Dimethyl phthalate	ND	ug/L	2.0	0.40	EPA-8270C	ND		1
Di-n-butyl phthalate	ND	ug/L	2.0	0.33	EPA-8270C	ND		1
2,4-Dinitrotoluene	ND	ug/L	2.0	0.75	EPA-8270C	ND		1
2,6-Dinitrotoluene	ND	ug/L	2.0	0.56	EPA-8270C	ND		1
Di-n-octyl phthalate	ND	ug/L	2.0	0.61	EPA-8270C	ND		1
1,2-Diphenylhydrazine	ND	ug/L	2.0	0.43	EPA-8270C	ND		1
Endosulfan I	ND	ug/L	10	3.2	EPA-8270C	ND		1
Endosulfan II	ND	ug/L	10	3.1	EPA-8270C	ND		1
Endosulfan sulfate	ND	ug/L	3.0	2.5	EPA-8270C	ND		1
Endrin	ND	ug/L	2.0	1.4	EPA-8270C	ND		1
Endrin aldehyde	ND	ug/L	10	2.6	EPA-8270C	ND		1
Fluoranthene	ND	ug/L	2.0	0.61	EPA-8270C	ND		1
Fluorene	ND	ug/L	2.0	0.54	EPA-8270C	ND		1
Heptachlor	ND	ug/L	2.0	0.94	EPA-8270C	ND		1
Heptachlor epoxide	ND	ug/L	2.0	0.69	EPA-8270C	ND		1
Hexachlorobenzene	ND	ug/L	2.0	0.48	EPA-8270C	ND		1
Hexachlorobutadiene	ND	ug/L	2.0	0.48	EPA-8270C	ND		1
Hexachlorocyclopentadiene	ND	ug/L	2.0	0.52	EPA-8270C	ND		1
Hexachloroethane	ND	ug/L	2.0	0.90	EPA-8270C	ND		1
Indeno[1,2,3-cd]pyrene	ND	ug/L	2.0	1.2	EPA-8270C	ND		1
Isophorone	ND	ug/L	2.0	0.31	EPA-8270C	ND		1
2-Methylnaphthalene	ND	ug/L	2.0	0.38	EPA-8270C	ND		1
Naphthalene	ND	ug/L	2.0	0.27	EPA-8270C	ND		1
2-Naphthylamine	ND	ug/L	20	0.83	EPA-8270C	ND		1
2-Nitroaniline	ND	ug/L	2.0	0.60	EPA-8270C	ND		1
3-Nitroaniline	ND	ug/L	2.0	0.92	EPA-8270C	ND		1
4-Nitroaniline	ND	ug/L	5.0	1.3	EPA-8270C	ND		1
Nitrobenzene	ND	ug/L	2.0	0.37	EPA-8270C	ND		1

The results in this report apply to the samples analyzed in accordance with the chain of custody document. This analytical report must be reproduced in its entirety.

All results listed in this report are for the exclusive use of the submitting party. BC Laboratories, Inc. assumes no responsibility for report alteration, separation, detachment or third party interpretation.



Almar Environmental
407 Almar Avenue
Santa Cruz, CA 95060

Reported: 06/28/2016 10:21
Project: Soils/Waters
Project Number: 3101 35th Ave
Project Manager: Forrest Cook

Base Neutral and Acid Extractables Organic Analysis (EPA Method 8270C)

BCL Sample ID: 1615255-32 Client Sample Name: 3101 35th Ave, DP-6, 6/1/2016 7:30:00AM, Forrest Cook

Constituent	Result	Units	PQL	MDL	Method	MB Bias	Lab Quals	Run #
N-Nitrosodimethylamine	ND	ug/L	2.0	1.2	EPA-8270C	ND		1
N-Nitrosodi-N-propylamine	ND	ug/L	2.0	0.58	EPA-8270C	ND		1
N-Nitrosodiphenylamine	ND	ug/L	2.0	0.57	EPA-8270C	ND		1
Phenanthrene	ND	ug/L	2.0	0.50	EPA-8270C	ND		1
Pyrene	ND	ug/L	2.0	0.45	EPA-8270C	ND		1
1,2,4-Trichlorobenzene	ND	ug/L	2.0	0.87	EPA-8270C	ND		1
4-Chloro-3-methylphenol	ND	ug/L	5.0	0.48	EPA-8270C	ND		1
2-Chlorophenol	ND	ug/L	2.0	0.44	EPA-8270C	ND		1
2,4-Dichlorophenol	ND	ug/L	2.0	0.63	EPA-8270C	ND		1
2,4-Dimethylphenol	ND	ug/L	2.0	0.60	EPA-8270C	ND		1
4,6-Dinitro-2-methylphenol	ND	ug/L	10	1.8	EPA-8270C	ND		1
2,4-Dinitrophenol	ND	ug/L	10	2.5	EPA-8270C	ND		1
2-Methylphenol	ND	ug/L	2.0	0.55	EPA-8270C	ND		1
3- & 4-Methylphenol	ND	ug/L	2.0	0.72	EPA-8270C	ND		1
2-Nitrophenol	ND	ug/L	2.0	0.68	EPA-8270C	ND		1
4-Nitrophenol	ND	ug/L	2.0	1.9	EPA-8270C	ND		1
Pentachlorophenol	ND	ug/L	10	1.8	EPA-8270C	ND		1
Phenol	ND	ug/L	2.0	0.49	EPA-8270C	ND		1
2,4,5-Trichlorophenol	ND	ug/L	5.0	0.66	EPA-8270C	ND		1
2,4,6-Trichlorophenol	ND	ug/L	5.0	0.51	EPA-8270C	ND		1
2-Fluorophenol (Surrogate)	42.1	%	30 - 120 (LCL - UCL)		EPA-8270C			1
Phenol-d5 (Surrogate)	32.8	%	12 - 110 (LCL - UCL)		EPA-8270C			1
Nitrobenzene-d5 (Surrogate)	78.1	%	50 - 130 (LCL - UCL)		EPA-8270C			1
2-Fluorobiphenyl (Surrogate)	103	%	55 - 125 (LCL - UCL)		EPA-8270C			1
2,4,6-Tribromophenol (Surrogate)	77.5	%	40 - 150 (LCL - UCL)		EPA-8270C			1
p-Terphenyl-d14 (Surrogate)	102	%	40 - 150 (LCL - UCL)		EPA-8270C			1

Run #	Method	Prep Date	Run Date/Time	Analyst	Instrument	Dilution	QC Batch ID
1	EPA-8270C	06/08/16	06/09/16 15:59	VH1	MS-B2	0.980	BZF0842

The results in this report apply to the samples analyzed in accordance with the chain of custody document. This analytical report must be reproduced in its entirety.

All results listed in this report are for the exclusive use of the submitting party. BC Laboratories, Inc. assumes no responsibility for report alteration, separation, detachment or third party interpretation.



Almar Environmental
407 Almar Avenue
Santa Cruz, CA 95060

Reported: 06/28/2016 10:21
Project: Soils/Waters
Project Number: 3101 35th Ave
Project Manager: Forrest Cook

Total Petroleum Hydrocarbons

BCL Sample ID: 1615255-32	Client Sample Name: 3101 35th Ave, DP-6, 6/1/2016 7:30:00AM, Forrest Cook
----------------------------------	--

Constituent	Result	Units	PQL	MDL	Method	MB Bias	Lab Quals	Run #
TPH - Diesel (FFP)	ND	ug/L	200	34	EPA-8015B/FFP	ND		1
TPH - Motor Oil	500	ug/L	500	66	EPA-8015B/FFP	ND	A57	1
Tetracosane (Surrogate)	96.1	%	37 - 134 (LCL - UCL)		EPA-8015B/FFP			1

Run #	Method	Prep Date	Run Date/Time	Analyst	Instrument	Dilution	QC Batch ID
1	EPA-8015B/FFP	06/08/16	06/09/16 20:06	AS1	GC-13	1	BZF0624

The results in this report apply to the samples analyzed in accordance with the chain of custody document. This analytical report must be reproduced in its entirety.

All results listed in this report are for the exclusive use of the submitting party. BC Laboratories, Inc. assumes no responsibility for report alteration, separation, detachment or third party interpretation.



Almar Environmental
407 Almar Avenue
Santa Cruz, CA 95060

Reported: 06/28/2016 10:21
Project: Soils/Waters
Project Number: 3101 35th Ave
Project Manager: Forrest Cook

Metals Analysis

BCL Sample ID: 1615255-32	Client Sample Name: 3101 35th Ave, DP-6, 6/1/2016 7:30:00AM, Forrest Cook
----------------------------------	--

Constituent	Result	Units	PQL	MDL	Method	MB Bias	Lab Quals	Run #
Dissolved Cadmium	ND	ug/L	10	1.1	EPA-6010B	ND		1
Dissolved Chromium	ND	ug/L	10	1.0	EPA-6010B	ND		1
Dissolved Lead	ND	ug/L	50	3.5	EPA-6010B	ND		1
Dissolved Nickel	ND	ug/L	10	2.4	EPA-6010B	ND		1
Dissolved Zinc	ND	ug/L	10	5.0	EPA-6010B	ND		1

Run #	Method	Prep Date	Run Date/Time	Analyst	Instrument	Dilution	QC Batch ID
1	EPA-6010B	06/07/16	06/08/16 14:45	JCC	PE-OP3	1	BZF0552

The results in this report apply to the samples analyzed in accordance with the chain of custody document. This analytical report must be reproduced in its entirety.

All results listed in this report are for the exclusive use of the submitting party. BC Laboratories, Inc. assumes no responsibility for report alteration, separation, detachment or third party interpretation.



Almar Environmental
407 Almar Avenue
Santa Cruz, CA 95060

Reported: 06/28/2016 10:21
Project: Soils/Waters
Project Number: 3101 35th Ave
Project Manager: Forrest Cook

Volatile Organic Analysis (EPA Method 8260B)

BCL Sample ID: 1615255-33	Client Sample Name: 3101 35th Ave, DP-8, 6/1/2016 7:50:00AM, Forrest Cook
----------------------------------	--

Constituent	Result	Units	PQL	MDL	Method	MB Bias	Lab Quals	Run #
Benzene	3.3	ug/L	0.50	0.083	EPA-8260B	ND		1
Bromobenzene	ND	ug/L	0.50	0.13	EPA-8260B	ND		1
Bromochloromethane	ND	ug/L	0.50	0.24	EPA-8260B	ND		1
Bromodichloromethane	ND	ug/L	0.50	0.14	EPA-8260B	ND		1
Bromoform	ND	ug/L	0.50	0.27	EPA-8260B	ND		1
Bromomethane	ND	ug/L	1.0	0.25	EPA-8260B	ND		1
n-Butylbenzene	ND	ug/L	0.50	0.11	EPA-8260B	ND		1
sec-Butylbenzene	0.39	ug/L	0.50	0.15	EPA-8260B	ND	J	1
tert-Butylbenzene	ND	ug/L	0.50	0.13	EPA-8260B	ND		1
Carbon tetrachloride	ND	ug/L	0.50	0.18	EPA-8260B	ND		1
Chlorobenzene	ND	ug/L	0.50	0.093	EPA-8260B	ND		1
Chloroethane	ND	ug/L	0.50	0.14	EPA-8260B	ND		1
Chloroform	ND	ug/L	0.50	0.12	EPA-8260B	ND		1
Chloromethane	ND	ug/L	0.50	0.14	EPA-8260B	ND		1
2-Chlorotoluene	ND	ug/L	0.50	0.20	EPA-8260B	ND		1
4-Chlorotoluene	ND	ug/L	0.50	0.15	EPA-8260B	ND		1
Dibromochloromethane	ND	ug/L	0.50	0.13	EPA-8260B	ND		1
1,2-Dibromo-3-chloropropane	ND	ug/L	1.0	0.44	EPA-8260B	ND		1
1,2-Dibromoethane	ND	ug/L	0.50	0.16	EPA-8260B	ND		1
Dibromomethane	ND	ug/L	0.50	0.24	EPA-8260B	ND		1
1,2-Dichlorobenzene	ND	ug/L	0.50	0.072	EPA-8260B	ND		1
1,3-Dichlorobenzene	ND	ug/L	0.50	0.15	EPA-8260B	ND		1
1,4-Dichlorobenzene	ND	ug/L	0.50	0.062	EPA-8260B	ND		1
Dichlorodifluoromethane	ND	ug/L	0.50	0.099	EPA-8260B	ND		1
1,1-Dichloroethane	ND	ug/L	0.50	0.11	EPA-8260B	ND		1
1,2-Dichloroethane	ND	ug/L	0.50	0.17	EPA-8260B	ND		1
1,1-Dichloroethene	ND	ug/L	0.50	0.18	EPA-8260B	ND		1
cis-1,2-Dichloroethene	ND	ug/L	0.50	0.085	EPA-8260B	ND		1
trans-1,2-Dichloroethene	ND	ug/L	0.50	0.15	EPA-8260B	ND		1
1,2-Dichloropropane	ND	ug/L	0.50	0.13	EPA-8260B	ND		1
1,3-Dichloropropane	ND	ug/L	0.50	0.086	EPA-8260B	ND		1
2,2-Dichloropropane	ND	ug/L	0.50	0.13	EPA-8260B	ND		1
1,1-Dichloropropene	ND	ug/L	0.50	0.085	EPA-8260B	ND		1

The results in this report apply to the samples analyzed in accordance with the chain of custody document. This analytical report must be reproduced in its entirety.

All results listed in this report are for the exclusive use of the submitting party. BC Laboratories, Inc. assumes no responsibility for report alteration, separation, detachment or third party interpretation.



Almar Environmental
407 Almar Avenue
Santa Cruz, CA 95060

Reported: 06/28/2016 10:21
Project: Soils/Waters
Project Number: 3101 35th Ave
Project Manager: Forrest Cook

Volatile Organic Analysis (EPA Method 8260B)

BCL Sample ID: 1615255-33		Client Sample Name: 3101 35th Ave, DP-8, 6/1/2016 7:50:00AM, Forrest Cook						
Constituent	Result	Units	PQL	MDL	Method	MB Bias	Lab Quals	Run #
cis-1,3-Dichloropropene	ND	ug/L	0.50	0.14	EPA-8260B	ND		1
trans-1,3-Dichloropropene	ND	ug/L	0.50	0.079	EPA-8260B	ND		1
Ethylbenzene	1.9	ug/L	0.50	0.098	EPA-8260B	ND		1
Hexachlorobutadiene	ND	ug/L	0.50	0.17	EPA-8260B	ND		1
Isopropylbenzene	0.70	ug/L	0.50	0.14	EPA-8260B	ND		1
p-Isopropyltoluene	ND	ug/L	0.50	0.12	EPA-8260B	ND		1
Methylene chloride	ND	ug/L	1.0	0.48	EPA-8260B	ND		1
Methyl t-butyl ether	ND	ug/L	0.50	0.11	EPA-8260B	ND		1
Naphthalene	ND	ug/L	0.50	0.36	EPA-8260B	ND		1
n-Propylbenzene	1.2	ug/L	0.50	0.11	EPA-8260B	ND		1
Styrene	ND	ug/L	0.50	0.068	EPA-8260B	ND		1
1,1,1,2-Tetrachloroethane	ND	ug/L	0.50	0.18	EPA-8260B	ND		1
1,1,2,2-Tetrachloroethane	ND	ug/L	0.50	0.17	EPA-8260B	ND		1
Tetrachloroethene	ND	ug/L	0.50	0.13	EPA-8260B	ND		1
Toluene	0.12	ug/L	0.50	0.093	EPA-8260B	ND	J	1
1,2,3-Trichlorobenzene	ND	ug/L	0.50	0.16	EPA-8260B	ND		1
1,2,4-Trichlorobenzene	ND	ug/L	0.50	0.19	EPA-8260B	ND		1
1,1,1-Trichloroethane	ND	ug/L	0.50	0.11	EPA-8260B	ND		1
1,1,2-Trichloroethane	ND	ug/L	0.50	0.16	EPA-8260B	ND		1
Trichloroethene	ND	ug/L	0.50	0.085	EPA-8260B	ND		1
Trichlorofluoromethane	ND	ug/L	0.50	0.13	EPA-8260B	ND		1
1,2,3-Trichloropropane	ND	ug/L	1.0	0.24	EPA-8260B	ND		1
1,1,2-Trichloro-1,2,2-trifluoroethane	ND	ug/L	0.50	0.15	EPA-8260B	ND		1
1,2,4-Trimethylbenzene	ND	ug/L	0.50	0.12	EPA-8260B	ND		1
1,3,5-Trimethylbenzene	0.46	ug/L	0.50	0.12	EPA-8260B	ND	J	1
Vinyl chloride	ND	ug/L	0.50	0.12	EPA-8260B	ND		1
Total Xylenes	ND	ug/L	1.0	0.36	EPA-8260B	ND		1
Total Trihalomethanes	ND	ug/L	2.0	0.63	EPA-8260B	ND		1
p- & m-Xylenes	ND	ug/L	0.50	0.28	EPA-8260B	ND		1
o-Xylene	ND	ug/L	0.50	0.082	EPA-8260B	ND		1
Total Purgeable Petroleum Hydrocarbons	57	ug/L	50	7.2	Luft-GC/MS	ND		1
1,2-Dichloroethane-d4 (Surrogate)	107	%	75 - 125 (LCL - UCL)		EPA-8260B			1
Toluene-d8 (Surrogate)	99.7	%	80 - 120 (LCL - UCL)		EPA-8260B			1

The results in this report apply to the samples analyzed in accordance with the chain of custody document. This analytical report must be reproduced in its entirety.

All results listed in this report are for the exclusive use of the submitting party. BC Laboratories, Inc. assumes no responsibility for report alteration, separation, detachment or third party interpretation.



Almar Environmental
407 Almar Avenue
Santa Cruz, CA 95060

Reported: 06/28/2016 10:21
Project: Soils/Waters
Project Number: 3101 35th Ave
Project Manager: Forrest Cook

Volatile Organic Analysis (EPA Method 8260B)

BCL Sample ID: 1615255-33	Client Sample Name: 3101 35th Ave, DP-8, 6/1/2016 7:50:00AM, Forrest Cook
----------------------------------	--

Constituent	Result	Units	PQL	MDL	Method	MB Bias	Lab Quals	Run #
4-Bromofluorobenzene (Surrogate)	97.3	%	80 - 120 (LCL - UCL)		EPA-8260B			1

Run #	Method	Prep Date	Run Date/Time	Analyst	Instrument	Dilution	QC Batch ID
1	EPA-8260B	06/02/16	06/04/16 09:11	JPT	MS-V13	1	BZF0201

The results in this report apply to the samples analyzed in accordance with the chain of custody document. This analytical report must be reproduced in its entirety.

All results listed in this report are for the exclusive use of the submitting party. BC Laboratories, Inc. assumes no responsibility for report alteration, separation, detachment or third party interpretation.



Almar Environmental
407 Almar Avenue
Santa Cruz, CA 95060

Reported: 06/28/2016 10:21
Project: Soils/Waters
Project Number: 3101 35th Ave
Project Manager: Forrest Cook

Volatile Organic Analysis (EPA Method 8260B)

BCL Sample ID: 1615255-34	Client Sample Name: 3101 35th Ave, DP-9, 5/31/2016 10:30:00AM, Forrest Cook
----------------------------------	--

Constituent	Result	Units	PQL	MDL	Method	MB Bias	Lab Quals	Run #
Benzene	3.4	ug/L	0.50	0.083	EPA-8260B	ND		1
Bromobenzene	ND	ug/L	0.50	0.13	EPA-8260B	ND		1
Bromochloromethane	ND	ug/L	0.50	0.24	EPA-8260B	ND		1
Bromodichloromethane	ND	ug/L	0.50	0.14	EPA-8260B	ND		1
Bromoform	ND	ug/L	0.50	0.27	EPA-8260B	ND		1
Bromomethane	ND	ug/L	1.0	0.25	EPA-8260B	ND		1
n-Butylbenzene	1.0	ug/L	0.50	0.11	EPA-8260B	ND		1
sec-Butylbenzene	1.0	ug/L	0.50	0.15	EPA-8260B	ND		1
tert-Butylbenzene	ND	ug/L	0.50	0.13	EPA-8260B	ND		1
Carbon tetrachloride	ND	ug/L	0.50	0.18	EPA-8260B	ND		1
Chlorobenzene	ND	ug/L	0.50	0.093	EPA-8260B	ND		1
Chloroethane	ND	ug/L	0.50	0.14	EPA-8260B	ND		1
Chloroform	ND	ug/L	0.50	0.12	EPA-8260B	ND		1
Chloromethane	ND	ug/L	0.50	0.14	EPA-8260B	ND		1
2-Chlorotoluene	ND	ug/L	0.50	0.20	EPA-8260B	ND		1
4-Chlorotoluene	ND	ug/L	0.50	0.15	EPA-8260B	ND		1
Dibromochloromethane	ND	ug/L	0.50	0.13	EPA-8260B	ND		1
1,2-Dibromo-3-chloropropane	ND	ug/L	1.0	0.44	EPA-8260B	ND		1
1,2-Dibromoethane	ND	ug/L	0.50	0.16	EPA-8260B	ND		1
Dibromomethane	ND	ug/L	0.50	0.24	EPA-8260B	ND		1
1,2-Dichlorobenzene	ND	ug/L	0.50	0.072	EPA-8260B	ND		1
1,3-Dichlorobenzene	ND	ug/L	0.50	0.15	EPA-8260B	ND		1
1,4-Dichlorobenzene	ND	ug/L	0.50	0.062	EPA-8260B	ND		1
Dichlorodifluoromethane	ND	ug/L	0.50	0.099	EPA-8260B	ND		1
1,1-Dichloroethane	ND	ug/L	0.50	0.11	EPA-8260B	ND		1
1,2-Dichloroethane	ND	ug/L	0.50	0.17	EPA-8260B	ND		1
1,1-Dichloroethene	ND	ug/L	0.50	0.18	EPA-8260B	ND		1
cis-1,2-Dichloroethene	ND	ug/L	0.50	0.085	EPA-8260B	ND		1
trans-1,2-Dichloroethene	ND	ug/L	0.50	0.15	EPA-8260B	ND		1
1,2-Dichloropropane	ND	ug/L	0.50	0.13	EPA-8260B	ND		1
1,3-Dichloropropane	ND	ug/L	0.50	0.086	EPA-8260B	ND		1
2,2-Dichloropropane	ND	ug/L	0.50	0.13	EPA-8260B	ND		1
1,1-Dichloropropene	ND	ug/L	0.50	0.085	EPA-8260B	ND		1

The results in this report apply to the samples analyzed in accordance with the chain of custody document. This analytical report must be reproduced in its entirety.

All results listed in this report are for the exclusive use of the submitting party. BC Laboratories, Inc. assumes no responsibility for report alteration, separation, detachment or third party interpretation.



Almar Environmental
407 Almar Avenue
Santa Cruz, CA 95060

Reported: 06/28/2016 10:21
Project: Soils/Waters
Project Number: 3101 35th Ave
Project Manager: Forrest Cook

Volatile Organic Analysis (EPA Method 8260B)

BCL Sample ID: 1615255-34		Client Sample Name: 3101 35th Ave, DP-9, 5/31/2016 10:30:00AM, Forrest Cook						
Constituent	Result	Units	PQL	MDL	Method	MB Bias	Lab Quals	Run #
cis-1,3-Dichloropropene	ND	ug/L	0.50	0.14	EPA-8260B	ND		1
trans-1,3-Dichloropropene	ND	ug/L	0.50	0.079	EPA-8260B	ND		1
Ethylbenzene	2.5	ug/L	0.50	0.098	EPA-8260B	ND		1
Hexachlorobutadiene	ND	ug/L	0.50	0.17	EPA-8260B	ND		1
Isopropylbenzene	2.2	ug/L	0.50	0.14	EPA-8260B	ND		1
p-Isopropyltoluene	ND	ug/L	0.50	0.12	EPA-8260B	ND		1
Methylene chloride	ND	ug/L	1.0	0.48	EPA-8260B	ND		1
Methyl t-butyl ether	ND	ug/L	0.50	0.11	EPA-8260B	ND		1
Naphthalene	ND	ug/L	0.50	0.36	EPA-8260B	ND		1
n-Propylbenzene	3.4	ug/L	0.50	0.11	EPA-8260B	ND		1
Styrene	ND	ug/L	0.50	0.068	EPA-8260B	ND		1
1,1,1,2-Tetrachloroethane	ND	ug/L	0.50	0.18	EPA-8260B	ND		1
1,1,2,2-Tetrachloroethane	ND	ug/L	0.50	0.17	EPA-8260B	ND		1
Tetrachloroethene	0.26	ug/L	0.50	0.13	EPA-8260B	ND	J	1
Toluene	0.29	ug/L	0.50	0.093	EPA-8260B	ND	J	1
1,2,3-Trichlorobenzene	ND	ug/L	0.50	0.16	EPA-8260B	ND		1
1,2,4-Trichlorobenzene	ND	ug/L	0.50	0.19	EPA-8260B	ND		1
1,1,1-Trichloroethane	ND	ug/L	0.50	0.11	EPA-8260B	ND		1
1,1,2-Trichloroethane	ND	ug/L	0.50	0.16	EPA-8260B	ND		1
Trichloroethene	ND	ug/L	0.50	0.085	EPA-8260B	ND		1
Trichlorofluoromethane	ND	ug/L	0.50	0.13	EPA-8260B	ND		1
1,2,3-Trichloropropane	ND	ug/L	1.0	0.24	EPA-8260B	ND		1
1,1,2-Trichloro-1,2,2-trifluoroethane	ND	ug/L	0.50	0.15	EPA-8260B	ND		1
1,2,4-Trimethylbenzene	ND	ug/L	0.50	0.12	EPA-8260B	ND		1
1,3,5-Trimethylbenzene	2.0	ug/L	0.50	0.12	EPA-8260B	ND		1
Vinyl chloride	ND	ug/L	0.50	0.12	EPA-8260B	ND		1
Total Xylenes	ND	ug/L	1.0	0.36	EPA-8260B	ND		1
Total Trihalomethanes	ND	ug/L	2.0	0.63	EPA-8260B	ND		1
p- & m-Xylenes	ND	ug/L	0.50	0.28	EPA-8260B	ND		1
o-Xylene	ND	ug/L	0.50	0.082	EPA-8260B	ND		1
Total Purgeable Petroleum Hydrocarbons	330	ug/L	50	7.2	Luft-GC/MS	ND		1
1,2-Dichloroethane-d4 (Surrogate)	104	%	75 - 125 (LCL - UCL)		EPA-8260B			1
Toluene-d8 (Surrogate)	106	%	80 - 120 (LCL - UCL)		EPA-8260B			1

The results in this report apply to the samples analyzed in accordance with the chain of custody document. This analytical report must be reproduced in its entirety.

All results listed in this report are for the exclusive use of the submitting party. BC Laboratories, Inc. assumes no responsibility for report alteration, separation, detachment or third party interpretation.



Almar Environmental
407 Almar Avenue
Santa Cruz, CA 95060

Reported: 06/28/2016 10:21
Project: Soils/Waters
Project Number: 3101 35th Ave
Project Manager: Forrest Cook

Volatile Organic Analysis (EPA Method 8260B)

BCL Sample ID: 1615255-34	Client Sample Name: 3101 35th Ave, DP-9, 5/31/2016 10:30:00AM, Forrest Cook
----------------------------------	--

Constituent	Result	Units	PQL	MDL	Method	MB Bias	Lab Quals	Run #
4-Bromofluorobenzene (Surrogate)	101	%	80 - 120 (LCL - UCL)		EPA-8260B			1

Run #	Method	Prep Date	Run Date/Time	Analyst	Instrument	Dilution	QC Batch ID
1	EPA-8260B	06/02/16	06/04/16 09:36	JPT	MS-V13	1	BZF0201

The results in this report apply to the samples analyzed in accordance with the chain of custody document. This analytical report must be reproduced in its entirety.

All results listed in this report are for the exclusive use of the submitting party. BC Laboratories, Inc. assumes no responsibility for report alteration, separation, detachment or third party interpretation.



Almar Environmental
407 Almar Avenue
Santa Cruz, CA 95060

Reported: 06/28/2016 10:21
Project: Soils/Waters
Project Number: 3101 35th Ave
Project Manager: Forrest Cook

Volatile Organic Analysis (EPA Method 8260B)

BCL Sample ID: 1615255-35 **Client Sample Name:** 3101 35th Ave, DP-10, 6/1/2016 8:05:00AM, Forrest Cook

Constituent	Result	Units	PQL	MDL	Method	MB Bias	Lab Quals	Run #
Benzene	ND	ug/L	0.50	0.083	EPA-8260B	ND		1
Bromobenzene	ND	ug/L	0.50	0.13	EPA-8260B	ND		1
Bromochloromethane	ND	ug/L	0.50	0.24	EPA-8260B	ND		1
Bromodichloromethane	ND	ug/L	0.50	0.14	EPA-8260B	ND		1
Bromoform	ND	ug/L	0.50	0.27	EPA-8260B	ND		1
Bromomethane	ND	ug/L	1.0	0.25	EPA-8260B	ND		1
n-Butylbenzene	ND	ug/L	0.50	0.11	EPA-8260B	ND		1
sec-Butylbenzene	ND	ug/L	0.50	0.15	EPA-8260B	ND		1
tert-Butylbenzene	ND	ug/L	0.50	0.13	EPA-8260B	ND		1
Carbon tetrachloride	ND	ug/L	0.50	0.18	EPA-8260B	ND		1
Chlorobenzene	ND	ug/L	0.50	0.093	EPA-8260B	ND		1
Chloroethane	ND	ug/L	0.50	0.14	EPA-8260B	ND		1
Chloroform	ND	ug/L	0.50	0.12	EPA-8260B	ND		1
Chloromethane	ND	ug/L	0.50	0.14	EPA-8260B	ND		1
2-Chlorotoluene	ND	ug/L	0.50	0.20	EPA-8260B	ND		1
4-Chlorotoluene	ND	ug/L	0.50	0.15	EPA-8260B	ND		1
Dibromochloromethane	ND	ug/L	0.50	0.13	EPA-8260B	ND		1
1,2-Dibromo-3-chloropropane	ND	ug/L	1.0	0.44	EPA-8260B	ND		1
1,2-Dibromoethane	ND	ug/L	0.50	0.16	EPA-8260B	ND		1
Dibromomethane	ND	ug/L	0.50	0.24	EPA-8260B	ND		1
1,2-Dichlorobenzene	ND	ug/L	0.50	0.072	EPA-8260B	ND		1
1,3-Dichlorobenzene	ND	ug/L	0.50	0.15	EPA-8260B	ND		1
1,4-Dichlorobenzene	ND	ug/L	0.50	0.062	EPA-8260B	ND		1
Dichlorodifluoromethane	ND	ug/L	0.50	0.099	EPA-8260B	ND		1
1,1-Dichloroethane	ND	ug/L	0.50	0.11	EPA-8260B	ND		1
1,2-Dichloroethane	ND	ug/L	0.50	0.17	EPA-8260B	ND		1
1,1-Dichloroethene	ND	ug/L	0.50	0.18	EPA-8260B	ND		1
cis-1,2-Dichloroethene	ND	ug/L	0.50	0.085	EPA-8260B	ND		1
trans-1,2-Dichloroethene	ND	ug/L	0.50	0.15	EPA-8260B	ND		1
1,2-Dichloropropane	ND	ug/L	0.50	0.13	EPA-8260B	ND		1
1,3-Dichloropropane	ND	ug/L	0.50	0.086	EPA-8260B	ND		1
2,2-Dichloropropane	ND	ug/L	0.50	0.13	EPA-8260B	ND		1
1,1-Dichloropropene	ND	ug/L	0.50	0.085	EPA-8260B	ND		1

The results in this report apply to the samples analyzed in accordance with the chain of custody document. This analytical report must be reproduced in its entirety.

All results listed in this report are for the exclusive use of the submitting party. BC Laboratories, Inc. assumes no responsibility for report alteration, separation, detachment or third party interpretation.



Almar Environmental
407 Almar Avenue
Santa Cruz, CA 95060

Reported: 06/28/2016 10:21
Project: Soils/Waters
Project Number: 3101 35th Ave
Project Manager: Forrest Cook

Volatile Organic Analysis (EPA Method 8260B)

BCL Sample ID: 1615255-35		Client Sample Name: 3101 35th Ave, DP-10, 6/1/2016 8:05:00AM, Forrest Cook						
Constituent	Result	Units	PQL	MDL	Method	MB Bias	Lab Quals	Run #
cis-1,3-Dichloropropene	ND	ug/L	0.50	0.14	EPA-8260B	ND		1
trans-1,3-Dichloropropene	ND	ug/L	0.50	0.079	EPA-8260B	ND		1
Ethylbenzene	0.21	ug/L	0.50	0.098	EPA-8260B	ND	J	1
Hexachlorobutadiene	ND	ug/L	0.50	0.17	EPA-8260B	ND		1
Isopropylbenzene	ND	ug/L	0.50	0.14	EPA-8260B	ND		1
p-Isopropyltoluene	ND	ug/L	0.50	0.12	EPA-8260B	ND		1
Methylene chloride	ND	ug/L	1.0	0.48	EPA-8260B	ND		1
Methyl t-butyl ether	ND	ug/L	0.50	0.11	EPA-8260B	ND		1
Naphthalene	ND	ug/L	0.50	0.36	EPA-8260B	ND		1
n-Propylbenzene	0.20	ug/L	0.50	0.11	EPA-8260B	ND	J	1
Styrene	ND	ug/L	0.50	0.068	EPA-8260B	ND		1
1,1,1,2-Tetrachloroethane	ND	ug/L	0.50	0.18	EPA-8260B	ND		1
1,1,2,2-Tetrachloroethane	ND	ug/L	0.50	0.17	EPA-8260B	ND		1
Tetrachloroethene	ND	ug/L	0.50	0.13	EPA-8260B	ND		1
Toluene	ND	ug/L	0.50	0.093	EPA-8260B	ND		1
1,2,3-Trichlorobenzene	ND	ug/L	0.50	0.16	EPA-8260B	ND		1
1,2,4-Trichlorobenzene	ND	ug/L	0.50	0.19	EPA-8260B	ND		1
1,1,1-Trichloroethane	ND	ug/L	0.50	0.11	EPA-8260B	ND		1
1,1,2-Trichloroethane	ND	ug/L	0.50	0.16	EPA-8260B	ND		1
Trichloroethene	ND	ug/L	0.50	0.085	EPA-8260B	ND		1
Trichlorofluoromethane	ND	ug/L	0.50	0.13	EPA-8260B	ND		1
1,2,3-Trichloropropane	ND	ug/L	1.0	0.24	EPA-8260B	ND		1
1,1,2-Trichloro-1,2,2-trifluoroethane	ND	ug/L	0.50	0.15	EPA-8260B	ND		1
1,2,4-Trimethylbenzene	ND	ug/L	0.50	0.12	EPA-8260B	ND		1
1,3,5-Trimethylbenzene	ND	ug/L	0.50	0.12	EPA-8260B	ND		1
Vinyl chloride	ND	ug/L	0.50	0.12	EPA-8260B	ND		1
Total Xylenes	ND	ug/L	1.0	0.36	EPA-8260B	ND		1
Total Trihalomethanes	ND	ug/L	2.0	0.63	EPA-8260B	ND		1
p- & m-Xylenes	ND	ug/L	0.50	0.28	EPA-8260B	ND		1
o-Xylene	ND	ug/L	0.50	0.082	EPA-8260B	ND		1
Total Purgeable Petroleum Hydrocarbons	10	ug/L	50	7.2	Luft-GC/MS	ND	J	1
1,2-Dichloroethane-d4 (Surrogate)	108	%	75 - 125 (LCL - UCL)		EPA-8260B			1
Toluene-d8 (Surrogate)	98.9	%	80 - 120 (LCL - UCL)		EPA-8260B			1

The results in this report apply to the samples analyzed in accordance with the chain of custody document. This analytical report must be reproduced in its entirety.

All results listed in this report are for the exclusive use of the submitting party. BC Laboratories, Inc. assumes no responsibility for report alteration, separation, detachment or third party interpretation.



Almar Environmental
407 Almar Avenue
Santa Cruz, CA 95060

Reported: 06/28/2016 10:21
Project: Soils/Waters
Project Number: 3101 35th Ave
Project Manager: Forrest Cook

Volatile Organic Analysis (EPA Method 8260B)

BCL Sample ID: 1615255-35	Client Sample Name: 3101 35th Ave, DP-10, 6/1/2016 8:05:00AM, Forrest Cook
----------------------------------	---

Constituent	Result	Units	PQL	MDL	Method	MB Bias	Lab Quals	Run #
4-Bromofluorobenzene (Surrogate)	94.4	%	80 - 120 (LCL - UCL)		EPA-8260B			1

Run #	Method	Prep Date	Run Date/Time	Analyst	Instrument	Dilution	QC Batch ID
1	EPA-8260B	06/02/16	06/04/16 08:22	JPT	MS-V13	1	BZF0201

The results in this report apply to the samples analyzed in accordance with the chain of custody document. This analytical report must be reproduced in its entirety.

All results listed in this report are for the exclusive use of the submitting party. BC Laboratories, Inc. assumes no responsibility for report alteration, separation, detachment or third party interpretation.



Almar Environmental
407 Almar Avenue
Santa Cruz, CA 95060

Reported: 06/28/2016 10:21
Project: Soils/Waters
Project Number: 3101 35th Ave
Project Manager: Forrest Cook

Volatile Organic Analysis (EPA Method 8260B)

Quality Control Report - Method Blank Analysis

Constituent	QC Sample ID	MB Result	Units	PQL	MDL	Lab Quals
QC Batch ID: BZF0138						
Benzene	BZF0138-BLK1	ND	mg/kg	0.0050	0.0013	
Bromobenzene	BZF0138-BLK1	ND	mg/kg	0.0050	0.0013	
Bromochloromethane	BZF0138-BLK1	ND	mg/kg	0.0050	0.00092	
Bromodichloromethane	BZF0138-BLK1	ND	mg/kg	0.0050	0.00084	
Bromoform	BZF0138-BLK1	ND	mg/kg	0.0050	0.0015	
Bromomethane	BZF0138-BLK1	ND	mg/kg	0.0050	0.0016	
n-Butylbenzene	BZF0138-BLK1	ND	mg/kg	0.0050	0.0015	
sec-Butylbenzene	BZF0138-BLK1	ND	mg/kg	0.0050	0.0012	
tert-Butylbenzene	BZF0138-BLK1	ND	mg/kg	0.0050	0.0012	
Carbon tetrachloride	BZF0138-BLK1	ND	mg/kg	0.0050	0.0011	
Chlorobenzene	BZF0138-BLK1	ND	mg/kg	0.0050	0.0013	
Chloroethane	BZF0138-BLK1	ND	mg/kg	0.0050	0.0014	
Chloroform	BZF0138-BLK1	ND	mg/kg	0.0050	0.00063	
Chloromethane	BZF0138-BLK1	ND	mg/kg	0.0050	0.0014	
2-Chlorotoluene	BZF0138-BLK1	ND	mg/kg	0.0050	0.0018	
4-Chlorotoluene	BZF0138-BLK1	ND	mg/kg	0.0050	0.0014	
Dibromochloromethane	BZF0138-BLK1	ND	mg/kg	0.0050	0.00099	
1,2-Dibromo-3-chloropropane	BZF0138-BLK1	ND	mg/kg	0.0050	0.0017	
1,2-Dibromoethane	BZF0138-BLK1	ND	mg/kg	0.0050	0.0010	
Dibromomethane	BZF0138-BLK1	ND	mg/kg	0.0050	0.0018	
1,2-Dichlorobenzene	BZF0138-BLK1	ND	mg/kg	0.0050	0.00081	
1,3-Dichlorobenzene	BZF0138-BLK1	ND	mg/kg	0.0050	0.0014	
1,4-Dichlorobenzene	BZF0138-BLK1	ND	mg/kg	0.0050	0.0015	
Dichlorodifluoromethane	BZF0138-BLK1	ND	mg/kg	0.0050	0.0013	
1,1-Dichloroethane	BZF0138-BLK1	ND	mg/kg	0.0050	0.0014	
1,2-Dichloroethane	BZF0138-BLK1	ND	mg/kg	0.0050	0.00085	
1,1-Dichloroethene	BZF0138-BLK1	ND	mg/kg	0.0050	0.0012	
cis-1,2-Dichloroethene	BZF0138-BLK1	ND	mg/kg	0.0050	0.0013	
trans-1,2-Dichloroethene	BZF0138-BLK1	ND	mg/kg	0.0050	0.0014	
1,2-Dichloropropane	BZF0138-BLK1	ND	mg/kg	0.0050	0.00081	
1,3-Dichloropropane	BZF0138-BLK1	ND	mg/kg	0.0050	0.0011	
2,2-Dichloropropane	BZF0138-BLK1	ND	mg/kg	0.0050	0.0013	
1,1-Dichloropropene	BZF0138-BLK1	ND	mg/kg	0.0050	0.0012	
cis-1,3-Dichloropropene	BZF0138-BLK1	ND	mg/kg	0.0050	0.0011	

The results in this report apply to the samples analyzed in accordance with the chain of custody document. This analytical report must be reproduced in its entirety.

All results listed in this report are for the exclusive use of the submitting party. BC Laboratories, Inc. assumes no responsibility for report alteration, separation, detachment or third party interpretation.



Almar Environmental
407 Almar Avenue
Santa Cruz, CA 95060

Reported: 06/28/2016 10:21
Project: Soils/Waters
Project Number: 3101 35th Ave
Project Manager: Forrest Cook

Volatile Organic Analysis (EPA Method 8260B)

Quality Control Report - Method Blank Analysis

Constituent	QC Sample ID	MB Result	Units	PQL	MDL	Lab Quals
QC Batch ID: BZF0138						
trans-1,3-Dichloropropene	BZF0138-BLK1	ND	mg/kg	0.0050	0.0012	
Ethylbenzene	BZF0138-BLK1	ND	mg/kg	0.0050	0.0015	
Hexachlorobutadiene	BZF0138-BLK1	ND	mg/kg	0.0050	0.0017	
Isopropylbenzene	BZF0138-BLK1	ND	mg/kg	0.0050	0.0013	
p-Isopropyltoluene	BZF0138-BLK1	ND	mg/kg	0.0050	0.0013	
Methylene chloride	BZF0138-BLK1	ND	mg/kg	0.010	0.0024	
Methyl t-butyl ether	BZF0138-BLK1	ND	mg/kg	0.0050	0.00050	
Naphthalene	BZF0138-BLK1	ND	mg/kg	0.0050	0.0014	
n-Propylbenzene	BZF0138-BLK1	ND	mg/kg	0.0050	0.0013	
Styrene	BZF0138-BLK1	ND	mg/kg	0.0050	0.0014	
1,1,1,2-Tetrachloroethane	BZF0138-BLK1	ND	mg/kg	0.0050	0.0011	
1,1,1,2-Tetrachloroethane	BZF0138-BLK1	ND	mg/kg	0.0050	0.0011	
Tetrachloroethane	BZF0138-BLK1	ND	mg/kg	0.0050	0.0013	
Toluene	BZF0138-BLK1	ND	mg/kg	0.0050	0.0012	
1,2,3-Trichlorobenzene	BZF0138-BLK1	ND	mg/kg	0.0050	0.0021	
1,2,4-Trichlorobenzene	BZF0138-BLK1	ND	mg/kg	0.0050	0.0020	
1,1,1-Trichloroethane	BZF0138-BLK1	ND	mg/kg	0.0050	0.0011	
1,1,2-Trichloroethane	BZF0138-BLK1	ND	mg/kg	0.0050	0.00077	
Trichloroethene	BZF0138-BLK1	ND	mg/kg	0.0050	0.0011	
Trichlorofluoromethane	BZF0138-BLK1	ND	mg/kg	0.0050	0.0011	
1,2,3-Trichloropropane	BZF0138-BLK1	ND	mg/kg	0.0050	0.0016	
1,1,2-Trichloro-1,2,2-trifluoroethane	BZF0138-BLK1	ND	mg/kg	0.0050	0.0013	
1,2,4-Trimethylbenzene	BZF0138-BLK1	ND	mg/kg	0.0050	0.0013	
1,3,5-Trimethylbenzene	BZF0138-BLK1	ND	mg/kg	0.0050	0.0015	
Vinyl chloride	BZF0138-BLK1	ND	mg/kg	0.0050	0.0016	
Total Xylenes	BZF0138-BLK1	ND	mg/kg	0.010	0.0034	
Total Trihalomethanes	BZF0138-BLK1	ND	mg/kg	0.020	0.0032	
t-Butyl alcohol	BZF0138-BLK1	ND	mg/kg	0.050	0.017	
p- & m-Xylenes	BZF0138-BLK1	ND	mg/kg	0.0050	0.0022	
o-Xylene	BZF0138-BLK1	ND	mg/kg	0.0050	0.0012	
Total Purgeable Petroleum Hydrocarbons	BZF0138-BLK1	ND	mg/kg	0.20	0.020	
1,2-Dichloroethane-d4 (Surrogate)	BZF0138-BLK1	102	%	70 - 121 (LCL - UCL)		
Toluene-d8 (Surrogate)	BZF0138-BLK1	104	%	81 - 117 (LCL - UCL)		
4-Bromofluorobenzene (Surrogate)	BZF0138-BLK1	95.4	%	74 - 121 (LCL - UCL)		

The results in this report apply to the samples analyzed in accordance with the chain of custody document. This analytical report must be reproduced in its entirety.

All results listed in this report are for the exclusive use of the submitting party. BC Laboratories, Inc. assumes no responsibility for report alteration, separation, detachment or third party interpretation.



Almar Environmental
407 Almar Avenue
Santa Cruz, CA 95060

Reported: 06/28/2016 10:21
Project: Soils/Waters
Project Number: 3101 35th Ave
Project Manager: Forrest Cook

Volatile Organic Analysis (EPA Method 8260B)

Quality Control Report - Method Blank Analysis

Constituent	QC Sample ID	MB Result	Units	PQL	MDL	Lab Quals
QC Batch ID: BZF0201						
Benzene	BZF0201-BLK1	ND	ug/L	0.50	0.083	
Bromobenzene	BZF0201-BLK1	ND	ug/L	0.50	0.13	
Bromochloromethane	BZF0201-BLK1	ND	ug/L	0.50	0.24	
Bromodichloromethane	BZF0201-BLK1	ND	ug/L	0.50	0.14	
Bromoform	BZF0201-BLK1	ND	ug/L	0.50	0.27	
Bromomethane	BZF0201-BLK1	ND	ug/L	1.0	0.25	
n-Butylbenzene	BZF0201-BLK1	ND	ug/L	0.50	0.11	
sec-Butylbenzene	BZF0201-BLK1	ND	ug/L	0.50	0.15	
tert-Butylbenzene	BZF0201-BLK1	ND	ug/L	0.50	0.13	
Carbon tetrachloride	BZF0201-BLK1	ND	ug/L	0.50	0.18	
Chlorobenzene	BZF0201-BLK1	ND	ug/L	0.50	0.093	
Chloroethane	BZF0201-BLK1	ND	ug/L	0.50	0.14	
Chloroform	BZF0201-BLK1	ND	ug/L	0.50	0.12	
Chloromethane	BZF0201-BLK1	ND	ug/L	0.50	0.14	
2-Chlorotoluene	BZF0201-BLK1	ND	ug/L	0.50	0.20	
4-Chlorotoluene	BZF0201-BLK1	ND	ug/L	0.50	0.15	
Dibromochloromethane	BZF0201-BLK1	ND	ug/L	0.50	0.13	
1,2-Dibromo-3-chloropropane	BZF0201-BLK1	ND	ug/L	1.0	0.44	
1,2-Dibromoethane	BZF0201-BLK1	ND	ug/L	0.50	0.16	
Dibromomethane	BZF0201-BLK1	ND	ug/L	0.50	0.24	
1,2-Dichlorobenzene	BZF0201-BLK1	ND	ug/L	0.50	0.072	
1,3-Dichlorobenzene	BZF0201-BLK1	ND	ug/L	0.50	0.15	
1,4-Dichlorobenzene	BZF0201-BLK1	ND	ug/L	0.50	0.062	
Dichlorodifluoromethane	BZF0201-BLK1	ND	ug/L	0.50	0.099	
1,1-Dichloroethane	BZF0201-BLK1	ND	ug/L	0.50	0.11	
1,2-Dichloroethane	BZF0201-BLK1	ND	ug/L	0.50	0.17	
1,1-Dichloroethene	BZF0201-BLK1	ND	ug/L	0.50	0.18	
cis-1,2-Dichloroethene	BZF0201-BLK1	ND	ug/L	0.50	0.085	
trans-1,2-Dichloroethene	BZF0201-BLK1	ND	ug/L	0.50	0.15	
1,2-Dichloropropane	BZF0201-BLK1	ND	ug/L	0.50	0.13	
1,3-Dichloropropane	BZF0201-BLK1	ND	ug/L	0.50	0.086	
2,2-Dichloropropane	BZF0201-BLK1	ND	ug/L	0.50	0.13	
1,1-Dichloropropene	BZF0201-BLK1	ND	ug/L	0.50	0.085	
cis-1,3-Dichloropropene	BZF0201-BLK1	ND	ug/L	0.50	0.14	

The results in this report apply to the samples analyzed in accordance with the chain of custody document. This analytical report must be reproduced in its entirety.

All results listed in this report are for the exclusive use of the submitting party. BC Laboratories, Inc. assumes no responsibility for report alteration, separation, detachment or third party interpretation.



Almar Environmental
407 Almar Avenue
Santa Cruz, CA 95060

Reported: 06/28/2016 10:21
Project: Soils/Waters
Project Number: 3101 35th Ave
Project Manager: Forrest Cook

Volatile Organic Analysis (EPA Method 8260B)

Quality Control Report - Method Blank Analysis

Constituent	QC Sample ID	MB Result	Units	PQL	MDL	Lab Quals
QC Batch ID: BZF0201						
trans-1,3-Dichloropropene	BZF0201-BLK1	ND	ug/L	0.50	0.079	
Ethylbenzene	BZF0201-BLK1	ND	ug/L	0.50	0.098	
Hexachlorobutadiene	BZF0201-BLK1	ND	ug/L	0.50	0.17	
Isopropylbenzene	BZF0201-BLK1	ND	ug/L	0.50	0.14	
p-Isopropyltoluene	BZF0201-BLK1	ND	ug/L	0.50	0.12	
Methylene chloride	BZF0201-BLK1	ND	ug/L	1.0	0.48	
Methyl t-butyl ether	BZF0201-BLK1	ND	ug/L	0.50	0.11	
Naphthalene	BZF0201-BLK1	ND	ug/L	0.50	0.36	
n-Propylbenzene	BZF0201-BLK1	ND	ug/L	0.50	0.11	
Styrene	BZF0201-BLK1	ND	ug/L	0.50	0.068	
1,1,1,2-Tetrachloroethane	BZF0201-BLK1	ND	ug/L	0.50	0.18	
1,1,1,2,2-Tetrachloroethane	BZF0201-BLK1	ND	ug/L	0.50	0.17	
Tetrachloroethene	BZF0201-BLK1	ND	ug/L	0.50	0.13	
Toluene	BZF0201-BLK1	ND	ug/L	0.50	0.093	
1,2,3-Trichlorobenzene	BZF0201-BLK1	ND	ug/L	0.50	0.16	
1,2,4-Trichlorobenzene	BZF0201-BLK1	ND	ug/L	0.50	0.19	
1,1,1-Trichloroethane	BZF0201-BLK1	ND	ug/L	0.50	0.11	
1,1,2-Trichloroethane	BZF0201-BLK1	ND	ug/L	0.50	0.16	
Trichloroethene	BZF0201-BLK1	ND	ug/L	0.50	0.085	
Trichlorofluoromethane	BZF0201-BLK1	ND	ug/L	0.50	0.13	
1,2,3-Trichloropropane	BZF0201-BLK1	ND	ug/L	1.0	0.24	
1,1,2-Trichloro-1,2,2-trifluoroethane	BZF0201-BLK1	ND	ug/L	0.50	0.15	
1,2,4-Trimethylbenzene	BZF0201-BLK1	ND	ug/L	0.50	0.12	
1,3,5-Trimethylbenzene	BZF0201-BLK1	ND	ug/L	0.50	0.12	
Vinyl chloride	BZF0201-BLK1	ND	ug/L	0.50	0.12	
Total Xylenes	BZF0201-BLK1	ND	ug/L	1.0	0.36	
Total Trihalomethanes	BZF0201-BLK1	ND	ug/L	2.0	0.63	
p- & m-Xylenes	BZF0201-BLK1	ND	ug/L	0.50	0.28	
o-Xylene	BZF0201-BLK1	ND	ug/L	0.50	0.082	
Total Purgeable Petroleum Hydrocarbons	BZF0201-BLK1	ND	ug/L	50	7.2	
1,2-Dichloroethane-d4 (Surrogate)	BZF0201-BLK1	100	%	75 - 125 (LCL - UCL)		
Toluene-d8 (Surrogate)	BZF0201-BLK1	96.6	%	80 - 120 (LCL - UCL)		
4-Bromofluorobenzene (Surrogate)	BZF0201-BLK1	91.1	%	80 - 120 (LCL - UCL)		

The results in this report apply to the samples analyzed in accordance with the chain of custody document. This analytical report must be reproduced in its entirety.

All results listed in this report are for the exclusive use of the submitting party. BC Laboratories, Inc. assumes no responsibility for report alteration, separation, detachment or third party interpretation.



Almar Environmental
407 Almar Avenue
Santa Cruz, CA 95060

Reported: 06/28/2016 10:21
Project: Soils/Waters
Project Number: 3101 35th Ave
Project Manager: Forrest Cook

Volatile Organic Analysis (EPA Method 8260B)

Quality Control Report - Method Blank Analysis

Constituent	QC Sample ID	MB Result	Units	PQL	MDL	Lab Quals
QC Batch ID: BZF0306						
Benzene	BZF0306-BLK1	ND	mg/kg	0.0050	0.0013	
Bromobenzene	BZF0306-BLK1	ND	mg/kg	0.0050	0.0013	
Bromochloromethane	BZF0306-BLK1	ND	mg/kg	0.0050	0.00092	
Bromodichloromethane	BZF0306-BLK1	ND	mg/kg	0.0050	0.00084	
Bromoform	BZF0306-BLK1	ND	mg/kg	0.0050	0.0015	
Bromomethane	BZF0306-BLK1	ND	mg/kg	0.0050	0.0016	
n-Butylbenzene	BZF0306-BLK1	ND	mg/kg	0.0050	0.0015	
sec-Butylbenzene	BZF0306-BLK1	ND	mg/kg	0.0050	0.0012	
tert-Butylbenzene	BZF0306-BLK1	ND	mg/kg	0.0050	0.0012	
Carbon tetrachloride	BZF0306-BLK1	ND	mg/kg	0.0050	0.0011	
Chlorobenzene	BZF0306-BLK1	ND	mg/kg	0.0050	0.0013	
Chloroethane	BZF0306-BLK1	ND	mg/kg	0.0050	0.0014	
Chloroform	BZF0306-BLK1	ND	mg/kg	0.0050	0.00063	
Chloromethane	BZF0306-BLK1	ND	mg/kg	0.0050	0.0014	
2-Chlorotoluene	BZF0306-BLK1	ND	mg/kg	0.0050	0.0018	
4-Chlorotoluene	BZF0306-BLK1	ND	mg/kg	0.0050	0.0014	
Dibromochloromethane	BZF0306-BLK1	ND	mg/kg	0.0050	0.00099	
1,2-Dibromo-3-chloropropane	BZF0306-BLK1	ND	mg/kg	0.0050	0.0017	
1,2-Dibromoethane	BZF0306-BLK1	ND	mg/kg	0.0050	0.0010	
Dibromomethane	BZF0306-BLK1	ND	mg/kg	0.0050	0.0018	
1,2-Dichlorobenzene	BZF0306-BLK1	ND	mg/kg	0.0050	0.00081	
1,3-Dichlorobenzene	BZF0306-BLK1	ND	mg/kg	0.0050	0.0014	
1,4-Dichlorobenzene	BZF0306-BLK1	ND	mg/kg	0.0050	0.0015	
Dichlorodifluoromethane	BZF0306-BLK1	ND	mg/kg	0.0050	0.0013	
1,1-Dichloroethane	BZF0306-BLK1	ND	mg/kg	0.0050	0.0014	
1,2-Dichloroethane	BZF0306-BLK1	ND	mg/kg	0.0050	0.00085	
1,1-Dichloroethene	BZF0306-BLK1	ND	mg/kg	0.0050	0.0012	
cis-1,2-Dichloroethene	BZF0306-BLK1	ND	mg/kg	0.0050	0.0013	
trans-1,2-Dichloroethene	BZF0306-BLK1	ND	mg/kg	0.0050	0.0014	
1,2-Dichloropropane	BZF0306-BLK1	ND	mg/kg	0.0050	0.00081	
1,3-Dichloropropane	BZF0306-BLK1	ND	mg/kg	0.0050	0.0011	
2,2-Dichloropropane	BZF0306-BLK1	ND	mg/kg	0.0050	0.0013	
1,1-Dichloropropene	BZF0306-BLK1	ND	mg/kg	0.0050	0.0012	
cis-1,3-Dichloropropene	BZF0306-BLK1	ND	mg/kg	0.0050	0.0011	

The results in this report apply to the samples analyzed in accordance with the chain of custody document. This analytical report must be reproduced in its entirety.

All results listed in this report are for the exclusive use of the submitting party. BC Laboratories, Inc. assumes no responsibility for report alteration, separation, detachment or third party interpretation.



Almar Environmental
407 Almar Avenue
Santa Cruz, CA 95060

Reported: 06/28/2016 10:21
Project: Soils/Waters
Project Number: 3101 35th Ave
Project Manager: Forrest Cook

Volatile Organic Analysis (EPA Method 8260B)

Quality Control Report - Method Blank Analysis

Constituent	QC Sample ID	MB Result	Units	PQL	MDL	Lab Quals
QC Batch ID: BZF0306						
trans-1,3-Dichloropropene	BZF0306-BLK1	ND	mg/kg	0.0050	0.0012	
Ethylbenzene	BZF0306-BLK1	ND	mg/kg	0.0050	0.0015	
Hexachlorobutadiene	BZF0306-BLK1	ND	mg/kg	0.0050	0.0017	
Isopropylbenzene	BZF0306-BLK1	ND	mg/kg	0.0050	0.0013	
p-Isopropyltoluene	BZF0306-BLK1	ND	mg/kg	0.0050	0.0013	
Methylene chloride	BZF0306-BLK1	ND	mg/kg	0.010	0.0024	
Methyl t-butyl ether	BZF0306-BLK1	ND	mg/kg	0.0050	0.00050	
Naphthalene	BZF0306-BLK1	ND	mg/kg	0.0050	0.0014	
n-Propylbenzene	BZF0306-BLK1	ND	mg/kg	0.0050	0.0013	
Styrene	BZF0306-BLK1	ND	mg/kg	0.0050	0.0014	
1,1,1,2-Tetrachloroethane	BZF0306-BLK1	ND	mg/kg	0.0050	0.0011	
1,1,1,2-Tetrachloroethane	BZF0306-BLK1	ND	mg/kg	0.0050	0.0011	
Tetrachloroethane	BZF0306-BLK1	ND	mg/kg	0.0050	0.0013	
Toluene	BZF0306-BLK1	ND	mg/kg	0.0050	0.0012	
1,2,3-Trichlorobenzene	BZF0306-BLK1	ND	mg/kg	0.0050	0.0021	
1,2,4-Trichlorobenzene	BZF0306-BLK1	ND	mg/kg	0.0050	0.0020	
1,1,1-Trichloroethane	BZF0306-BLK1	ND	mg/kg	0.0050	0.0011	
1,1,2-Trichloroethane	BZF0306-BLK1	ND	mg/kg	0.0050	0.00077	
Trichloroethene	BZF0306-BLK1	ND	mg/kg	0.0050	0.0011	
Trichlorofluoromethane	BZF0306-BLK1	ND	mg/kg	0.0050	0.0011	
1,2,3-Trichloropropane	BZF0306-BLK1	ND	mg/kg	0.0050	0.0016	
1,1,2-Trichloro-1,2,2-trifluoroethane	BZF0306-BLK1	ND	mg/kg	0.0050	0.0013	
1,2,4-Trimethylbenzene	BZF0306-BLK1	ND	mg/kg	0.0050	0.0013	
1,3,5-Trimethylbenzene	BZF0306-BLK1	ND	mg/kg	0.0050	0.0015	
Vinyl chloride	BZF0306-BLK1	ND	mg/kg	0.0050	0.0016	
Total Xylenes	BZF0306-BLK1	ND	mg/kg	0.010	0.0034	
Total Trihalomethanes	BZF0306-BLK1	ND	mg/kg	0.020	0.0032	
t-Butyl alcohol	BZF0306-BLK1	ND	mg/kg	0.050	0.017	
p- & m-Xylenes	BZF0306-BLK1	ND	mg/kg	0.0050	0.0022	
o-Xylene	BZF0306-BLK1	ND	mg/kg	0.0050	0.0012	
Total Purgeable Petroleum Hydrocarbons	BZF0306-BLK1	ND	mg/kg	0.20	0.020	
1,2-Dichloroethane-d4 (Surrogate)	BZF0306-BLK1	103	%	70 - 121 (LCL - UCL)		
Toluene-d8 (Surrogate)	BZF0306-BLK1	102	%	81 - 117 (LCL - UCL)		
4-Bromofluorobenzene (Surrogate)	BZF0306-BLK1	99.9	%	74 - 121 (LCL - UCL)		

The results in this report apply to the samples analyzed in accordance with the chain of custody document. This analytical report must be reproduced in its entirety.

All results listed in this report are for the exclusive use of the submitting party. BC Laboratories, Inc. assumes no responsibility for report alteration, separation, detachment or third party interpretation.



Almar Environmental
407 Almar Avenue
Santa Cruz, CA 95060

Reported: 06/28/2016 10:21
Project: Soils/Waters
Project Number: 3101 35th Ave
Project Manager: Forrest Cook

Volatile Organic Analysis (EPA Method 8260B)

Quality Control Report - Laboratory Control Sample

Constituent	QC Sample ID	Type	Result	Spike Level	Units	Percent Recovery	RPD	Control Limits		Lab Quals
								Percent Recovery	RPD	
QC Batch ID: BZF0138										
Benzene	BZF0138-BS1	LCS	0.12892	0.12500	mg/kg	103		70 - 130		
Bromodichloromethane	BZF0138-BS1	LCS	0.12259	0.12500	mg/kg	98.1		70 - 130		
Chlorobenzene	BZF0138-BS1	LCS	0.12529	0.12500	mg/kg	100		70 - 130		
Chloroethane	BZF0138-BS1	LCS	0.13055	0.12500	mg/kg	104		70 - 130		
1,4-Dichlorobenzene	BZF0138-BS1	LCS	0.12414	0.12500	mg/kg	99.3		70 - 130		
1,1-Dichloroethane	BZF0138-BS1	LCS	0.12792	0.12500	mg/kg	102		70 - 130		
1,1-Dichloroethene	BZF0138-BS1	LCS	0.12287	0.12500	mg/kg	98.3		70 - 130		
Toluene	BZF0138-BS1	LCS	0.12174	0.12500	mg/kg	97.4		70 - 130		
Trichloroethene	BZF0138-BS1	LCS	0.12274	0.12500	mg/kg	98.2		70 - 130		
1,2-Dichloroethane-d4 (Surrogate)	BZF0138-BS1	LCS	0.050400	0.050000	mg/kg	101		70 - 121		
Toluene-d8 (Surrogate)	BZF0138-BS1	LCS	0.050630	0.050000	mg/kg	101		81 - 117		
4-Bromofluorobenzene (Surrogate)	BZF0138-BS1	LCS	0.050620	0.050000	mg/kg	101		74 - 121		
QC Batch ID: BZF0201										
Benzene	BZF0201-BS1	LCS	24.350	25.000	ug/L	97.4		70 - 130		
Bromodichloromethane	BZF0201-BS1	LCS	24.060	25.000	ug/L	96.2		70 - 130		
Chlorobenzene	BZF0201-BS1	LCS	23.450	25.000	ug/L	93.8		70 - 130		
Chloroethane	BZF0201-BS1	LCS	26.100	25.000	ug/L	104		70 - 130		
1,4-Dichlorobenzene	BZF0201-BS1	LCS	23.110	25.000	ug/L	92.4		70 - 130		
1,1-Dichloroethane	BZF0201-BS1	LCS	24.960	25.000	ug/L	99.8		70 - 130		
1,1-Dichloroethene	BZF0201-BS1	LCS	26.660	25.000	ug/L	107		70 - 130		
Toluene	BZF0201-BS1	LCS	24.190	25.000	ug/L	96.8		70 - 130		
Trichloroethene	BZF0201-BS1	LCS	25.300	25.000	ug/L	101		70 - 130		
1,2-Dichloroethane-d4 (Surrogate)	BZF0201-BS1	LCS	10.130	10.000	ug/L	101		75 - 125		
Toluene-d8 (Surrogate)	BZF0201-BS1	LCS	9.9400	10.000	ug/L	99.4		80 - 120		
4-Bromofluorobenzene (Surrogate)	BZF0201-BS1	LCS	9.9700	10.000	ug/L	99.7		80 - 120		
QC Batch ID: BZF0306										
Benzene	BZF0306-BS1	LCS	0.13717	0.12500	mg/kg	110		70 - 130		
Bromodichloromethane	BZF0306-BS1	LCS	0.12446	0.12500	mg/kg	99.6		70 - 130		
Chlorobenzene	BZF0306-BS1	LCS	0.12138	0.12500	mg/kg	97.1		70 - 130		
Chloroethane	BZF0306-BS1	LCS	0.13826	0.12500	mg/kg	111		70 - 130		
1,4-Dichlorobenzene	BZF0306-BS1	LCS	0.12295	0.12500	mg/kg	98.4		70 - 130		
1,1-Dichloroethane	BZF0306-BS1	LCS	0.13595	0.12500	mg/kg	109		70 - 130		
1,1-Dichloroethene	BZF0306-BS1	LCS	0.13943	0.12500	mg/kg	112		70 - 130		

The results in this report apply to the samples analyzed in accordance with the chain of custody document. This analytical report must be reproduced in its entirety.

All results listed in this report are for the exclusive use of the submitting party. BC Laboratories, Inc. assumes no responsibility for report alteration, separation, detachment or third party interpretation.



Almar Environmental
407 Almar Avenue
Santa Cruz, CA 95060

Reported: 06/28/2016 10:21
Project: Soils/Waters
Project Number: 3101 35th Ave
Project Manager: Forrest Cook

Volatile Organic Analysis (EPA Method 8260B)

Quality Control Report - Laboratory Control Sample

Constituent	QC Sample ID	Type	Result	Spike Level	Units	Percent Recovery	RPD	Control Limits		Lab
								Percent Recovery	RPD	
QC Batch ID: BZF0306										
Toluene	BZF0306-BS1	LCS	0.12989	0.12500	mg/kg	104		70 - 130		
Trichloroethene	BZF0306-BS1	LCS	0.13135	0.12500	mg/kg	105		70 - 130		
1,2-Dichloroethane-d4 (Surrogate)	BZF0306-BS1	LCS	0.052340	0.050000	mg/kg	105		70 - 121		
Toluene-d8 (Surrogate)	BZF0306-BS1	LCS	0.052000	0.050000	mg/kg	104		81 - 117		
4-Bromofluorobenzene (Surrogate)	BZF0306-BS1	LCS	0.049610	0.050000	mg/kg	99.2		74 - 121		

The results in this report apply to the samples analyzed in accordance with the chain of custody document. This analytical report must be reproduced in its entirety.

All results listed in this report are for the exclusive use of the submitting party. BC Laboratories, Inc. assumes no responsibility for report alteration, separation, detachment or third party interpretation.



Almar Environmental
407 Almar Avenue
Santa Cruz, CA 95060

Reported: 06/28/2016 10:21
Project: Soils/Waters
Project Number: 3101 35th Ave
Project Manager: Forrest Cook

Volatile Organic Analysis (EPA Method 8260B)

Quality Control Report - Precision & Accuracy

Constituent	Type	Source Sample ID	Source Result	Result	Spike Added	Units	RPD	Control Limits		Lab Quals
								Percent Recovery	Percent Recovery	
QC Batch ID: BZF0138		Used client sample: N								
Benzene	MS	1612122-78	ND	0.10600	0.12500	mg/kg		84.8		70 - 130
	MSD	1612122-78	ND	0.11244	0.12500	mg/kg	5.9	90.0	20	70 - 130
Bromodichloromethane	MS	1612122-78	ND	0.10421	0.12500	mg/kg		83.4		70 - 130
	MSD	1612122-78	ND	0.11182	0.12500	mg/kg	7.0	89.5	20	70 - 130
Chlorobenzene	MS	1612122-78	ND	0.10160	0.12500	mg/kg		81.3		70 - 130
	MSD	1612122-78	ND	0.10679	0.12500	mg/kg	5.0	85.4	20	70 - 130
Chloroethane	MS	1612122-78	ND	0.11316	0.12500	mg/kg		90.5		70 - 130
	MSD	1612122-78	ND	0.11761	0.12500	mg/kg	3.9	94.1	20	70 - 130
1,4-Dichlorobenzene	MS	1612122-78	ND	0.10178	0.12500	mg/kg		81.4		70 - 130
	MSD	1612122-78	ND	0.11027	0.12500	mg/kg	8.0	88.2	20	70 - 130
1,1-Dichloroethane	MS	1612122-78	ND	0.10391	0.12500	mg/kg		83.1		70 - 130
	MSD	1612122-78	ND	0.11159	0.12500	mg/kg	7.1	89.3	20	70 - 130
1,1-Dichloroethene	MS	1612122-78	ND	0.10682	0.12500	mg/kg		85.5		70 - 130
	MSD	1612122-78	ND	0.11476	0.12500	mg/kg	7.2	91.8	20	70 - 130
Toluene	MS	1612122-78	ND	0.10720	0.12500	mg/kg		85.8		70 - 130
	MSD	1612122-78	ND	0.11355	0.12500	mg/kg	5.8	90.8	20	70 - 130
Trichloroethene	MS	1612122-78	ND	0.10660	0.12500	mg/kg		85.3		70 - 130
	MSD	1612122-78	ND	0.11199	0.12500	mg/kg	4.9	89.6	20	70 - 130
1,2-Dichloroethane-d4 (Surrogate)	MS	1612122-78	ND	0.049600	0.050000	mg/kg		99.2		70 - 121
	MSD	1612122-78	ND	0.047960	0.050000	mg/kg	3.4	95.9		70 - 121
Toluene-d8 (Surrogate)	MS	1612122-78	ND	0.050350	0.050000	mg/kg		101		81 - 117
	MSD	1612122-78	ND	0.050910	0.050000	mg/kg	1.1	102		81 - 117
4-Bromofluorobenzene (Surrogate)	MS	1612122-78	ND	0.049860	0.050000	mg/kg		99.7		74 - 121
	MSD	1612122-78	ND	0.048370	0.050000	mg/kg	3.0	96.7		74 - 121
QC Batch ID: BZF0201		Used client sample: N								
Benzene	MS	1615104-40	ND	24.340	25.000	ug/L		97.4		70 - 130
	MSD	1615104-40	ND	23.890	25.000	ug/L	1.9	95.6	20	70 - 130
Bromodichloromethane	MS	1615104-40	ND	23.660	25.000	ug/L		94.6		70 - 130
	MSD	1615104-40	ND	23.370	25.000	ug/L	1.2	93.5	20	70 - 130
Chlorobenzene	MS	1615104-40	ND	24.270	25.000	ug/L		97.1		70 - 130
	MSD	1615104-40	ND	23.730	25.000	ug/L	2.2	94.9	20	70 - 130
Chloroethane	MS	1615104-40	ND	22.880	25.000	ug/L		91.5		70 - 130
	MSD	1615104-40	ND	22.520	25.000	ug/L	1.6	90.1	20	70 - 130
1,4-Dichlorobenzene	MS	1615104-40	ND	24.320	25.000	ug/L		97.3		70 - 130
	MSD	1615104-40	ND	24.270	25.000	ug/L	0.2	97.1	20	70 - 130
1,1-Dichloroethane	MS	1615104-40	ND	24.370	25.000	ug/L		97.5		70 - 130
	MSD	1615104-40	ND	23.750	25.000	ug/L	2.6	95.0	20	70 - 130

The results in this report apply to the samples analyzed in accordance with the chain of custody document. This analytical report must be reproduced in its entirety.

All results listed in this report are for the exclusive use of the submitting party. BC Laboratories, Inc. assumes no responsibility for report alteration, separation, detachment or third party interpretation.



Almar Environmental
407 Almar Avenue
Santa Cruz, CA 95060

Reported: 06/28/2016 10:21
Project: Soils/Waters
Project Number: 3101 35th Ave
Project Manager: Forrest Cook

Volatile Organic Analysis (EPA Method 8260B)

Quality Control Report - Precision & Accuracy

Constituent	Type	Source Sample ID	Source Result	Result	Spike Added	Units	RPD	Control Limits		Lab Quals
								Percent Recovery	Percent Recovery	
QC Batch ID: BZF0201		Used client sample: N								
1,1-Dichloroethene	MS	1615104-40	ND	25.600	25.000	ug/L		102		70 - 130
	MSD	1615104-40	ND	24.970	25.000	ug/L	2.5	99.9	20	70 - 130
Toluene	MS	1615104-40	ND	24.360	25.000	ug/L		97.4		70 - 130
	MSD	1615104-40	ND	24.200	25.000	ug/L	0.7	96.8	20	70 - 130
Trichloroethene	MS	1615104-40	5.4400	29.830	25.000	ug/L		97.6		70 - 130
	MSD	1615104-40	5.4400	29.990	25.000	ug/L	0.5	98.2	20	70 - 130
1,2-Dichloroethane-d4 (Surrogate)	MS	1615104-40	ND	9.9300	10.000	ug/L		99.3		75 - 125
	MSD	1615104-40	ND	9.6900	10.000	ug/L	2.4	96.9		75 - 125
Toluene-d8 (Surrogate)	MS	1615104-40	ND	9.9800	10.000	ug/L		99.8		80 - 120
	MSD	1615104-40	ND	10.090	10.000	ug/L	1.1	101		80 - 120
4-Bromofluorobenzene (Surrogate)	MS	1615104-40	ND	9.8700	10.000	ug/L		98.7		80 - 120
	MSD	1615104-40	ND	10.040	10.000	ug/L	1.7	100		80 - 120
QC Batch ID: BZF0306		Used client sample: N								
Benzene	MS	1612122-81	ND	0.12643	0.12500	mg/kg		101		70 - 130
	MSD	1612122-81	ND	0.12041	0.12500	mg/kg	4.9	96.3	20	70 - 130
Bromodichloromethane	MS	1612122-81	ND	0.11294	0.12500	mg/kg		90.4		70 - 130
	MSD	1612122-81	ND	0.12102	0.12500	mg/kg	6.9	96.8	20	70 - 130
Chlorobenzene	MS	1612122-81	ND	0.11590	0.12500	mg/kg		92.7		70 - 130
	MSD	1612122-81	ND	0.11792	0.12500	mg/kg	1.7	94.3	20	70 - 130
Chloroethane	MS	1612122-81	ND	0.12958	0.12500	mg/kg		104		70 - 130
	MSD	1612122-81	ND	0.12648	0.12500	mg/kg	2.4	101	20	70 - 130
1,4-Dichlorobenzene	MS	1612122-81	ND	0.11710	0.12500	mg/kg		93.7		70 - 130
	MSD	1612122-81	ND	0.11620	0.12500	mg/kg	0.8	93.0	20	70 - 130
1,1-Dichloroethane	MS	1612122-81	ND	0.12310	0.12500	mg/kg		98.5		70 - 130
	MSD	1612122-81	ND	0.12411	0.12500	mg/kg	0.8	99.3	20	70 - 130
1,1-Dichloroethene	MS	1612122-81	ND	0.13002	0.12500	mg/kg		104		70 - 130
	MSD	1612122-81	ND	0.12490	0.12500	mg/kg	4.0	99.9	20	70 - 130
Toluene	MS	1612122-81	ND	0.11822	0.12500	mg/kg		94.6		70 - 130
	MSD	1612122-81	ND	0.12273	0.12500	mg/kg	3.7	98.2	20	70 - 130
Trichloroethene	MS	1612122-81	ND	0.11838	0.12500	mg/kg		94.7		70 - 130
	MSD	1612122-81	ND	0.12084	0.12500	mg/kg	2.1	96.7	20	70 - 130
1,2-Dichloroethane-d4 (Surrogate)	MS	1612122-81	ND	0.054080	0.050000	mg/kg		108		70 - 121
	MSD	1612122-81	ND	0.050960	0.050000	mg/kg	5.9	102		70 - 121
Toluene-d8 (Surrogate)	MS	1612122-81	ND	0.050920	0.050000	mg/kg		102		81 - 117
	MSD	1612122-81	ND	0.052650	0.050000	mg/kg	3.3	105		81 - 117
4-Bromofluorobenzene (Surrogate)	MS	1612122-81	ND	0.051780	0.050000	mg/kg		104		74 - 121
	MSD	1612122-81	ND	0.050050	0.050000	mg/kg	3.4	100		74 - 121

The results in this report apply to the samples analyzed in accordance with the chain of custody document. This analytical report must be reproduced in its entirety.

All results listed in this report are for the exclusive use of the submitting party. BC Laboratories, Inc. assumes no responsibility for report alteration, separation, detachment or third party interpretation.



Almar Environmental
407 Almar Avenue
Santa Cruz, CA 95060

Reported: 06/28/2016 10:21
Project: Soils/Waters
Project Number: 3101 35th Ave
Project Manager: Forrest Cook

Base Neutral and Acid Extractables Organic Analysis (EPA Method 8270C)

Quality Control Report - Method Blank Analysis

Constituent	QC Sample ID	MB Result	Units	PQL	MDL	Lab Quals
QC Batch ID: BZF0727						
Acenaphthene	BZF0727-BLK1	ND	mg/kg	0.10	0.0092	
Acenaphthylene	BZF0727-BLK1	ND	mg/kg	0.10	0.018	
Aldrin	BZF0727-BLK1	ND	mg/kg	0.10	0.016	
Aniline	BZF0727-BLK1	ND	mg/kg	0.20	0.016	
Anthracene	BZF0727-BLK1	ND	mg/kg	0.10	0.050	
Benzidine	BZF0727-BLK1	ND	mg/kg	3.0	0.058	
Benzo[a]anthracene	BZF0727-BLK1	ND	mg/kg	0.10	0.041	
Benzo[b]fluoranthene	BZF0727-BLK1	ND	mg/kg	0.10	0.0094	
Benzo[k]fluoranthene	BZF0727-BLK1	ND	mg/kg	0.10	0.017	
Benzo[a]pyrene	BZF0727-BLK1	ND	mg/kg	0.10	0.026	
Benzo[g,h,i]perylene	BZF0727-BLK1	ND	mg/kg	0.10	0.011	
Benzoic acid	BZF0727-BLK1	ND	mg/kg	0.50	0.057	
Benzyl alcohol	BZF0727-BLK1	ND	mg/kg	0.10	0.0073	
Benzyl butyl phthalate	BZF0727-BLK1	ND	mg/kg	0.10	0.033	
alpha-BHC	BZF0727-BLK1	ND	mg/kg	0.10	0.035	
beta-BHC	BZF0727-BLK1	ND	mg/kg	0.10	0.040	
delta-BHC	BZF0727-BLK1	ND	mg/kg	0.10	0.018	
gamma-BHC (Lindane)	BZF0727-BLK1	ND	mg/kg	0.10	0.025	
bis(2-Chloroethoxy)methane	BZF0727-BLK1	ND	mg/kg	0.10	0.045	
bis(2-Chloroethyl) ether	BZF0727-BLK1	ND	mg/kg	0.10	0.026	
bis(2-Chloroisopropyl)ether	BZF0727-BLK1	ND	mg/kg	0.10	0.015	
bis(2-Ethylhexyl)phthalate	BZF0727-BLK1	ND	mg/kg	0.20	0.032	
4-Bromophenyl phenyl ether	BZF0727-BLK1	ND	mg/kg	0.10	0.026	
4-Chloroaniline	BZF0727-BLK1	ND	mg/kg	0.10	0.015	
2-Chloronaphthalene	BZF0727-BLK1	ND	mg/kg	0.10	0.012	
4-Chlorophenyl phenyl ether	BZF0727-BLK1	ND	mg/kg	0.10	0.011	
Chrysene	BZF0727-BLK1	ND	mg/kg	0.10	0.016	
4,4'-DDD	BZF0727-BLK1	ND	mg/kg	0.10	0.032	
4,4'-DDE	BZF0727-BLK1	ND	mg/kg	0.10	0.033	
4,4'-DDT	BZF0727-BLK1	ND	mg/kg	0.10	0.052	
Dibenzo[a,h]anthracene	BZF0727-BLK1	ND	mg/kg	0.10	0.019	
Dibenzofuran	BZF0727-BLK1	ND	mg/kg	0.10	0.013	
1,2-Dichlorobenzene	BZF0727-BLK1	ND	mg/kg	0.10	0.0084	
1,3-Dichlorobenzene	BZF0727-BLK1	ND	mg/kg	0.10	0.012	

The results in this report apply to the samples analyzed in accordance with the chain of custody document. This analytical report must be reproduced in its entirety.

All results listed in this report are for the exclusive use of the submitting party. BC Laboratories, Inc. assumes no responsibility for report alteration, separation, detachment or third party interpretation.



Almar Environmental
407 Almar Avenue
Santa Cruz, CA 95060

Reported: 06/28/2016 10:21
Project: Soils/Waters
Project Number: 3101 35th Ave
Project Manager: Forrest Cook

Base Neutral and Acid Extractables Organic Analysis (EPA Method 8270C)

Quality Control Report - Method Blank Analysis

Constituent	QC Sample ID	MB Result	Units	PQL	MDL	Lab Quals
QC Batch ID: BZF0727						
1,4-Dichlorobenzene	BZF0727-BLK1	ND	mg/kg	0.10	0.018	
3,3-Dichlorobenzidine	BZF0727-BLK1	ND	mg/kg	0.20	0.024	
Dieldrin	BZF0727-BLK1	ND	mg/kg	0.10	0.031	
Diethyl phthalate	BZF0727-BLK1	ND	mg/kg	0.10	0.0073	
Dimethyl phthalate	BZF0727-BLK1	ND	mg/kg	0.10	0.0091	
Di-n-butyl phthalate	BZF0727-BLK1	ND	mg/kg	0.10	0.019	
2,4-Dinitrotoluene	BZF0727-BLK1	ND	mg/kg	0.10	0.030	
2,6-Dinitrotoluene	BZF0727-BLK1	ND	mg/kg	0.10	0.016	
Di-n-octyl phthalate	BZF0727-BLK1	ND	mg/kg	0.10	0.013	
1,2-Diphenylhydrazine	BZF0727-BLK1	ND	mg/kg	0.10	0.016	
Endosulfan I	BZF0727-BLK1	ND	mg/kg	0.20	0.062	
Endosulfan II	BZF0727-BLK1	ND	mg/kg	0.20	0.062	
Endosulfan sulfate	BZF0727-BLK1	ND	mg/kg	0.10	0.056	
Endrin	BZF0727-BLK1	ND	mg/kg	0.20	0.053	
Endrin aldehyde	BZF0727-BLK1	ND	mg/kg	0.50	0.044	
Fluoranthene	BZF0727-BLK1	ND	mg/kg	0.10	0.011	
Fluorene	BZF0727-BLK1	ND	mg/kg	0.10	0.013	
Heptachlor	BZF0727-BLK1	ND	mg/kg	0.10	0.024	
Heptachlor epoxide	BZF0727-BLK1	ND	mg/kg	0.10	0.065	
Hexachlorobenzene	BZF0727-BLK1	ND	mg/kg	0.10	0.012	
Hexachlorobutadiene	BZF0727-BLK1	ND	mg/kg	0.10	0.020	
Hexachlorocyclopentadiene	BZF0727-BLK1	ND	mg/kg	0.10	0.029	
Hexachloroethane	BZF0727-BLK1	ND	mg/kg	0.10	0.032	
Indeno[1,2,3-cd]pyrene	BZF0727-BLK1	ND	mg/kg	0.10	0.013	
Isophorone	BZF0727-BLK1	ND	mg/kg	0.10	0.0099	
2-Methylnaphthalene	BZF0727-BLK1	ND	mg/kg	0.10	0.0082	
Naphthalene	BZF0727-BLK1	ND	mg/kg	0.10	0.0085	
2-Naphthylamine	BZF0727-BLK1	ND	mg/kg	3.0	0.039	
2-Nitroaniline	BZF0727-BLK1	ND	mg/kg	0.10	0.027	
3-Nitroaniline	BZF0727-BLK1	ND	mg/kg	0.20	0.037	
4-Nitroaniline	BZF0727-BLK1	ND	mg/kg	0.20	0.037	
Nitrobenzene	BZF0727-BLK1	ND	mg/kg	0.10	0.0098	
N-Nitrosodimethylamine	BZF0727-BLK1	ND	mg/kg	0.10	0.077	
N-Nitrosodi-N-propylamine	BZF0727-BLK1	ND	mg/kg	0.10	0.013	

The results in this report apply to the samples analyzed in accordance with the chain of custody document. This analytical report must be reproduced in its entirety.

All results listed in this report are for the exclusive use of the submitting party. BC Laboratories, Inc. assumes no responsibility for report alteration, separation, detachment or third party interpretation.



Almar Environmental
407 Almar Avenue
Santa Cruz, CA 95060

Reported: 06/28/2016 10:21
Project: Soils/Waters
Project Number: 3101 35th Ave
Project Manager: Forrest Cook

Base Neutral and Acid Extractables Organic Analysis (EPA Method 8270C)

Quality Control Report - Method Blank Analysis

Constituent	QC Sample ID	MB Result	Units	PQL	MDL	Lab Quals
-------------	--------------	-----------	-------	-----	-----	-----------

QC Batch ID: BZF0727

N-Nitrosodiphenylamine	BZF0727-BLK1	ND	mg/kg	0.10	0.018	
Phenanthrene	BZF0727-BLK1	ND	mg/kg	0.10	0.034	
Pyrene	BZF0727-BLK1	ND	mg/kg	0.10	0.027	
1,2,4-Trichlorobenzene	BZF0727-BLK1	ND	mg/kg	0.10	0.016	
4-Chloro-3-methylphenol	BZF0727-BLK1	ND	mg/kg	0.20	0.017	
2-Chlorophenol	BZF0727-BLK1	ND	mg/kg	0.10	0.015	
2,4-Dichlorophenol	BZF0727-BLK1	ND	mg/kg	0.10	0.021	
2,4-Dimethylphenol	BZF0727-BLK1	ND	mg/kg	0.10	0.019	
4,6-Dinitro-2-methylphenol	BZF0727-BLK1	ND	mg/kg	0.50	0.030	
2,4-Dinitrophenol	BZF0727-BLK1	ND	mg/kg	0.50	0.18	
2-Methylphenol	BZF0727-BLK1	ND	mg/kg	0.10	0.0086	
3- & 4-Methylphenol	BZF0727-BLK1	ND	mg/kg	0.20	0.034	
2-Nitrophenol	BZF0727-BLK1	ND	mg/kg	0.10	0.025	
4-Nitrophenol	BZF0727-BLK1	ND	mg/kg	0.20	0.034	
Pentachlorophenol	BZF0727-BLK1	ND	mg/kg	0.20	0.031	
Phenol	BZF0727-BLK1	ND	mg/kg	0.10	0.015	
2,4,5-Trichlorophenol	BZF0727-BLK1	ND	mg/kg	0.20	0.017	
2,4,6-Trichlorophenol	BZF0727-BLK1	ND	mg/kg	0.20	0.028	
2-Fluorophenol (Surrogate)	BZF0727-BLK1	46.8	%	20 - 130 (LCL - UCL)		
Phenol-d5 (Surrogate)	BZF0727-BLK1	65.3	%	30 - 130 (LCL - UCL)		
Nitrobenzene-d5 (Surrogate)	BZF0727-BLK1	78.6	%	30 - 130 (LCL - UCL)		
2-Fluorobiphenyl (Surrogate)	BZF0727-BLK1	76.8	%	30 - 140 (LCL - UCL)		
2,4,6-Tribromophenol (Surrogate)	BZF0727-BLK1	67.8	%	20 - 150 (LCL - UCL)		
p-Terphenyl-d14 (Surrogate)	BZF0727-BLK1	36.3	%	30 - 150 (LCL - UCL)		

QC Batch ID: BZF0842

Acenaphthene	BZF0842-BLK1	ND	ug/L	2.0	0.40	
Acenaphthylene	BZF0842-BLK1	ND	ug/L	2.0	0.34	
Aldrin	BZF0842-BLK1	ND	ug/L	2.0	0.45	
Aniline	BZF0842-BLK1	ND	ug/L	5.0	0.71	
Anthracene	BZF0842-BLK1	ND	ug/L	2.0	0.32	
Benzidine	BZF0842-BLK1	ND	ug/L	20	2.7	
Benzo[a]anthracene	BZF0842-BLK1	ND	ug/L	2.0	0.37	
Benzo[b]fluoranthene	BZF0842-BLK1	ND	ug/L	2.0	0.88	

The results in this report apply to the samples analyzed in accordance with the chain of custody document. This analytical report must be reproduced in its entirety.

All results listed in this report are for the exclusive use of the submitting party. BC Laboratories, Inc. assumes no responsibility for report alteration, separation, detachment or third party interpretation.



Almar Environmental
407 Almar Avenue
Santa Cruz, CA 95060

Reported: 06/28/2016 10:21
Project: Soils/Waters
Project Number: 3101 35th Ave
Project Manager: Forrest Cook

Base Neutral and Acid Extractables Organic Analysis (EPA Method 8270C)

Quality Control Report - Method Blank Analysis

Constituent	QC Sample ID	MB Result	Units	PQL	MDL	Lab Quals
QC Batch ID: BZF0842						
Benzo[k]fluoranthene	BZF0842-BLK1	ND	ug/L	2.0	0.96	
Benzo[a]pyrene	BZF0842-BLK1	ND	ug/L	2.0	0.87	
Benzo[g,h,i]perylene	BZF0842-BLK1	ND	ug/L	2.0	1.2	
Benzoic acid	BZF0842-BLK1	ND	ug/L	10	2.0	
Benzyl alcohol	BZF0842-BLK1	ND	ug/L	2.0	0.44	
Benzyl butyl phthalate	BZF0842-BLK1	ND	ug/L	2.0	0.77	
alpha-BHC	BZF0842-BLK1	ND	ug/L	2.0	1.8	
beta-BHC	BZF0842-BLK1	ND	ug/L	2.0	1.4	
delta-BHC	BZF0842-BLK1	ND	ug/L	2.0	1.8	
gamma-BHC (Lindane)	BZF0842-BLK1	ND	ug/L	2.0	1.2	
bis(2-Chloroethoxy)methane	BZF0842-BLK1	ND	ug/L	2.0	0.45	
bis(2-Chloroethyl) ether	BZF0842-BLK1	ND	ug/L	2.0	0.86	
bis(2-Chloroisopropyl)ether	BZF0842-BLK1	ND	ug/L	2.0	0.58	
bis(2-Ethylhexyl)phthalate	BZF0842-BLK1	ND	ug/L	4.0	0.67	
4-Bromophenyl phenyl ether	BZF0842-BLK1	ND	ug/L	2.0	0.42	
4-Chloroaniline	BZF0842-BLK1	ND	ug/L	2.0	0.40	
2-Chloronaphthalene	BZF0842-BLK1	ND	ug/L	2.0	0.34	
4-Chlorophenyl phenyl ether	BZF0842-BLK1	ND	ug/L	2.0	0.46	
Chrysene	BZF0842-BLK1	ND	ug/L	2.0	0.42	
4,4'-DDD	BZF0842-BLK1	ND	ug/L	2.0	0.74	
4,4'-DDE	BZF0842-BLK1	ND	ug/L	3.0	1.2	
4,4'-DDT	BZF0842-BLK1	ND	ug/L	2.0	1.1	
Dibenzo[a,h]anthracene	BZF0842-BLK1	ND	ug/L	3.0	1.6	
Dibenzofuran	BZF0842-BLK1	ND	ug/L	2.0	0.32	
1,2-Dichlorobenzene	BZF0842-BLK1	ND	ug/L	2.0	0.39	
1,3-Dichlorobenzene	BZF0842-BLK1	ND	ug/L	2.0	0.50	
1,4-Dichlorobenzene	BZF0842-BLK1	ND	ug/L	2.0	0.55	
3,3-Dichlorobenzidine	BZF0842-BLK1	ND	ug/L	10	0.65	
Dieldrin	BZF0842-BLK1	ND	ug/L	3.0	0.68	
Diethyl phthalate	BZF0842-BLK1	ND	ug/L	2.0	0.35	
Dimethyl phthalate	BZF0842-BLK1	ND	ug/L	2.0	0.40	
Di-n-butyl phthalate	BZF0842-BLK1	ND	ug/L	2.0	0.33	
2,4-Dinitrotoluene	BZF0842-BLK1	ND	ug/L	2.0	0.75	
2,6-Dinitrotoluene	BZF0842-BLK1	ND	ug/L	2.0	0.56	

The results in this report apply to the samples analyzed in accordance with the chain of custody document. This analytical report must be reproduced in its entirety.

All results listed in this report are for the exclusive use of the submitting party. BC Laboratories, Inc. assumes no responsibility for report alteration, separation, detachment or third party interpretation.



Almar Environmental
407 Almar Avenue
Santa Cruz, CA 95060

Reported: 06/28/2016 10:21
Project: Soils/Waters
Project Number: 3101 35th Ave
Project Manager: Forrest Cook

Base Neutral and Acid Extractables Organic Analysis (EPA Method 8270C)

Quality Control Report - Method Blank Analysis

Constituent	QC Sample ID	MB Result	Units	PQL	MDL	Lab Quals
QC Batch ID: BZF0842						
Di-n-octyl phthalate	BZF0842-BLK1	ND	ug/L	2.0	0.61	
1,2-Diphenylhydrazine	BZF0842-BLK1	ND	ug/L	2.0	0.43	
Endosulfan I	BZF0842-BLK1	ND	ug/L	10	3.2	
Endosulfan II	BZF0842-BLK1	ND	ug/L	10	3.1	
Endosulfan sulfate	BZF0842-BLK1	ND	ug/L	3.0	2.5	
Endrin	BZF0842-BLK1	ND	ug/L	2.0	1.4	
Endrin aldehyde	BZF0842-BLK1	ND	ug/L	10	2.6	
Fluoranthene	BZF0842-BLK1	ND	ug/L	2.0	0.61	
Fluorene	BZF0842-BLK1	ND	ug/L	2.0	0.54	
Heptachlor	BZF0842-BLK1	ND	ug/L	2.0	0.94	
Heptachlor epoxide	BZF0842-BLK1	ND	ug/L	2.0	0.69	
Hexachlorobenzene	BZF0842-BLK1	ND	ug/L	2.0	0.48	
Hexachlorobutadiene	BZF0842-BLK1	ND	ug/L	2.0	0.48	
Hexachlorocyclopentadiene	BZF0842-BLK1	ND	ug/L	2.0	0.52	
Hexachloroethane	BZF0842-BLK1	ND	ug/L	2.0	0.90	
Indeno[1,2,3-cd]pyrene	BZF0842-BLK1	ND	ug/L	2.0	1.2	
Isophorone	BZF0842-BLK1	ND	ug/L	2.0	0.31	
2-Methylnaphthalene	BZF0842-BLK1	ND	ug/L	2.0	0.38	
Naphthalene	BZF0842-BLK1	ND	ug/L	2.0	0.27	
2-Naphthylamine	BZF0842-BLK1	ND	ug/L	20	0.83	
2-Nitroaniline	BZF0842-BLK1	ND	ug/L	2.0	0.60	
3-Nitroaniline	BZF0842-BLK1	ND	ug/L	2.0	0.92	
4-Nitroaniline	BZF0842-BLK1	ND	ug/L	5.0	1.3	
Nitrobenzene	BZF0842-BLK1	ND	ug/L	2.0	0.37	
N-Nitrosodimethylamine	BZF0842-BLK1	ND	ug/L	2.0	1.2	
N-Nitrosodi-N-propylamine	BZF0842-BLK1	ND	ug/L	2.0	0.58	
N-Nitrosodiphenylamine	BZF0842-BLK1	ND	ug/L	2.0	0.57	
Phenanthrene	BZF0842-BLK1	ND	ug/L	2.0	0.50	
Pyrene	BZF0842-BLK1	ND	ug/L	2.0	0.45	
1,2,4-Trichlorobenzene	BZF0842-BLK1	ND	ug/L	2.0	0.87	
4-Chloro-3-methylphenol	BZF0842-BLK1	ND	ug/L	5.0	0.48	
2-Chlorophenol	BZF0842-BLK1	ND	ug/L	2.0	0.44	
2,4-Dichlorophenol	BZF0842-BLK1	ND	ug/L	2.0	0.63	
2,4-Dimethylphenol	BZF0842-BLK1	ND	ug/L	2.0	0.60	

The results in this report apply to the samples analyzed in accordance with the chain of custody document. This analytical report must be reproduced in its entirety.

All results listed in this report are for the exclusive use of the submitting party. BC Laboratories, Inc. assumes no responsibility for report alteration, separation, detachment or third party interpretation.



Almar Environmental
407 Almar Avenue
Santa Cruz, CA 95060

Reported: 06/28/2016 10:21
Project: Soils/Waters
Project Number: 3101 35th Ave
Project Manager: Forrest Cook

Base Neutral and Acid Extractables Organic Analysis (EPA Method 8270C)

Quality Control Report - Method Blank Analysis

Constituent	QC Sample ID	MB Result	Units	PQL	MDL	Lab Quals
QC Batch ID: BZF0842						
4,6-Dinitro-2-methylphenol	BZF0842-BLK1	ND	ug/L	10	1.8	
2,4-Dinitrophenol	BZF0842-BLK1	ND	ug/L	10	2.5	
2-Methylphenol	BZF0842-BLK1	ND	ug/L	2.0	0.55	
3- & 4-Methylphenol	BZF0842-BLK1	ND	ug/L	2.0	0.72	
2-Nitrophenol	BZF0842-BLK1	ND	ug/L	2.0	0.68	
4-Nitrophenol	BZF0842-BLK1	ND	ug/L	2.0	1.9	
Pentachlorophenol	BZF0842-BLK1	ND	ug/L	10	1.8	
Phenol	BZF0842-BLK1	ND	ug/L	2.0	0.49	
2,4,5-Trichlorophenol	BZF0842-BLK1	ND	ug/L	5.0	0.66	
2,4,6-Trichlorophenol	BZF0842-BLK1	ND	ug/L	5.0	0.51	
2-Fluorophenol (Surrogate)	BZF0842-BLK1	52.4	%	30 - 120 (LCL - UCL)		
Phenol-d5 (Surrogate)	BZF0842-BLK1	27.1	%	12 - 110 (LCL - UCL)		
Nitrobenzene-d5 (Surrogate)	BZF0842-BLK1	71.2	%	50 - 130 (LCL - UCL)		
2-Fluorobiphenyl (Surrogate)	BZF0842-BLK1	96.6	%	55 - 125 (LCL - UCL)		
2,4,6-Tribromophenol (Surrogate)	BZF0842-BLK1	76.3	%	40 - 150 (LCL - UCL)		
p-Terphenyl-d14 (Surrogate)	BZF0842-BLK1	68.3	%	40 - 150 (LCL - UCL)		

The results in this report apply to the samples analyzed in accordance with the chain of custody document. This analytical report must be reproduced in its entirety.

All results listed in this report are for the exclusive use of the submitting party. BC Laboratories, Inc. assumes no responsibility for report alteration, separation, detachment or third party interpretation.



Almar Environmental
407 Almar Avenue
Santa Cruz, CA 95060

Reported: 06/28/2016 10:21
Project: Soils/Waters
Project Number: 3101 35th Ave
Project Manager: Forrest Cook

Base Neutral and Acid Extractables Organic Analysis (EPA Method 8270C)

Quality Control Report - Laboratory Control Sample

Constituent	QC Sample ID	Type	Result	Spike Level	Units	Percent Recovery	RPD	Control Limits		Lab Quals
								Percent Recovery	RPD	
QC Batch ID: BZF0727										
Acenaphthene	BZF0727-BS1	LCS	1.2459	1.6892	mg/kg	73.8		50 - 130		
1,4-Dichlorobenzene	BZF0727-BS1	LCS	1.4458	1.6892	mg/kg	85.6		50 - 130		
2,4-Dinitrotoluene	BZF0727-BS1	LCS	1.2286	1.6892	mg/kg	72.7		50 - 130		
Hexachlorobenzene	BZF0727-BS1	LCS	0.87041	1.3514	mg/kg	64.4		40 - 130		
Hexachlorobutadiene	BZF0727-BS1	LCS	1.1674	1.6892	mg/kg	69.1		50 - 130		
Hexachloroethane	BZF0727-BS1	LCS	1.1747	1.6892	mg/kg	69.5		50 - 130		
Nitrobenzene	BZF0727-BS1	LCS	1.1826	1.6892	mg/kg	70.0		50 - 130		
N-Nitrosodi-N-propylamine	BZF0727-BS1	LCS	1.4223	1.6892	mg/kg	84.2		40 - 120		
Pyrene	BZF0727-BS1	LCS	1.1214	1.6892	mg/kg	66.4		40 - 150		
1,2,4-Trichlorobenzene	BZF0727-BS1	LCS	1.1548	1.6892	mg/kg	68.4		50 - 120		
4-Chloro-3-methylphenol	BZF0727-BS1	LCS	1.0869	1.6892	mg/kg	64.3		50 - 130		
2-Chlorophenol	BZF0727-BS1	LCS	1.2452	1.6892	mg/kg	73.7		50 - 130		
2-Methylphenol	BZF0727-BS1	LCS	1.2128	1.6892	mg/kg	71.8		50 - 130		
3- & 4-Methylphenol	BZF0727-BS1	LCS	2.3699	3.3784	mg/kg	70.1		50 - 130		
4-Nitrophenol	BZF0727-BS1	LCS	0.75056	1.6892	mg/kg	44.4		30 - 130		
Pentachlorophenol	BZF0727-BS1	LCS	0.71480	1.3514	mg/kg	52.9		20 - 130		
Phenol	BZF0727-BS1	LCS	1.2068	1.6892	mg/kg	71.4		40 - 120		
2,4,6-Trichlorophenol	BZF0727-BS1	LCS	0.95980	1.6892	mg/kg	56.8		50 - 130		
2-Fluorophenol (Surrogate)	BZF0727-BS1	LCS	0.91080	1.6892	mg/kg	53.9		20 - 130		
Phenol-d5 (Surrogate)	BZF0727-BS1	LCS	1.1191	1.6892	mg/kg	66.3		30 - 130		
Nitrobenzene-d5 (Surrogate)	BZF0727-BS1	LCS	1.1555	1.6892	mg/kg	68.4		30 - 130		
2-Fluorobiphenyl (Surrogate)	BZF0727-BS1	LCS	1.0502	1.3514	mg/kg	77.7		30 - 140		
2,4,6-Tribromophenol (Surrogate)	BZF0727-BS1	LCS	1.0525	1.3514	mg/kg	77.9		20 - 150		
p-Terphenyl-d14 (Surrogate)	BZF0727-BS1	LCS	0.62376	1.6892	mg/kg	36.9		30 - 150		
QC Batch ID: BZF0842										
Acenaphthene	BZF0842-BS1	LCS	36.666	50.000	ug/L	73.3		50 - 120		
1,4-Dichlorobenzene	BZF0842-BS1	LCS	37.442	50.000	ug/L	74.9		50 - 120		
2,4-Dinitrotoluene	BZF0842-BS1	LCS	35.463	50.000	ug/L	70.9		50 - 120		
Hexachlorobenzene	BZF0842-BS1	LCS	27.917	40.000	ug/L	69.8		60 - 120		
Hexachlorobutadiene	BZF0842-BS1	LCS	31.282	50.000	ug/L	62.6		40 - 110		
Hexachloroethane	BZF0842-BS1	LCS	31.273	50.000	ug/L	62.5		40 - 120		
Nitrobenzene	BZF0842-BS1	LCS	38.810	50.000	ug/L	77.6		50 - 120		
N-Nitrosodi-N-propylamine	BZF0842-BS1	LCS	35.463	50.000	ug/L	70.9		50 - 120		

The results in this report apply to the samples analyzed in accordance with the chain of custody document. This analytical report must be reproduced in its entirety.

All results listed in this report are for the exclusive use of the submitting party. BC Laboratories, Inc. assumes no responsibility for report alteration, separation, detachment or third party interpretation.



Almar Environmental
407 Almar Avenue
Santa Cruz, CA 95060

Reported: 06/28/2016 10:21
Project: Soils/Waters
Project Number: 3101 35th Ave
Project Manager: Forrest Cook

Base Neutral and Acid Extractables Organic Analysis (EPA Method 8270C)

Quality Control Report - Laboratory Control Sample

Constituent	QC Sample ID	Type	Result	Spike Level	Units	Percent Recovery	RPD	Control Limits		Lab Quals
								Percent Recovery	RPD	
QC Batch ID: BZF0842										
Pyrene	BZF0842-BS1	LCS	45.784	50.000	ug/L	91.6		40 - 140		
1,2,4-Trichlorobenzene	BZF0842-BS1	LCS	34.988	50.000	ug/L	70.0		45 - 120		
4-Chloro-3-methylphenol	BZF0842-BS1	LCS	35.570	50.000	ug/L	71.1		50 - 120		
2-Chlorophenol	BZF0842-BS1	LCS	39.557	50.000	ug/L	79.1		50 - 120		
2-Methylphenol	BZF0842-BS1	LCS	33.591	50.000	ug/L	67.2		40 - 110		
3- & 4-Methylphenol	BZF0842-BS1	LCS	57.734	100.00	ug/L	57.7		40 - 110		
4-Nitrophenol	BZF0842-BS1	LCS	14.201	50.000	ug/L	28.4		10 - 110		
Pentachlorophenol	BZF0842-BS1	LCS	34.639	40.000	ug/L	86.6		30 - 130		
Phenol	BZF0842-BS1	LCS	14.715	50.000	ug/L	29.4		20 - 110		
2,4,6-Trichlorophenol	BZF0842-BS1	LCS	38.121	50.000	ug/L	76.2		54 - 120		
2-Fluorophenol (Surrogate)	BZF0842-BS1	LCS	24.405	50.000	ug/L	48.8		30 - 120		
Phenol-d5 (Surrogate)	BZF0842-BS1	LCS	13.464	50.000	ug/L	26.9		12 - 110		
Nitrobenzene-d5 (Surrogate)	BZF0842-BS1	LCS	34.668	50.000	ug/L	69.3		50 - 130		
2-Fluorobiphenyl (Surrogate)	BZF0842-BS1	LCS	34.658	40.000	ug/L	86.6		55 - 125		
2,4,6-Tribromophenol (Surrogate)	BZF0842-BS1	LCS	39.624	50.000	ug/L	79.2		40 - 150		
p-Terphenyl-d14 (Surrogate)	BZF0842-BS1	LCS	21.990	30.000	ug/L	73.3		40 - 150		

The results in this report apply to the samples analyzed in accordance with the chain of custody document. This analytical report must be reproduced in its entirety.

All results listed in this report are for the exclusive use of the submitting party. BC Laboratories, Inc. assumes no responsibility for report alteration, separation, detachment or third party interpretation.



Almar Environmental
407 Almar Avenue
Santa Cruz, CA 95060

Reported: 06/28/2016 10:21
Project: Soils/Waters
Project Number: 3101 35th Ave
Project Manager: Forrest Cook

Base Neutral and Acid Extractables Organic Analysis (EPA Method 8270C)

Quality Control Report - Precision & Accuracy

Constituent	Type	Source Sample ID	Source Result	Result	Spike Added	Units	RPD	Control Limits		Lab Quals
								Percent Recovery	Percent Recovery	
QC Batch ID: BZF0727		Used client sample: N								
Acenaphthene	MS	1612122-80	ND	1.2970	1.6722	mg/kg		77.6	30 - 140	
	MSD	1612122-80	ND	1.4601	1.6556	mg/kg	11.8	88.2	30	30 - 140
1,4-Dichlorobenzene	MS	1612122-80	ND	1.4943	1.6722	mg/kg		89.4	50 - 130	
	MSD	1612122-80	ND	1.6020	1.6556	mg/kg	7.0	96.8	30	50 - 130
2,4-Dinitrotoluene	MS	1612122-80	ND	1.2398	1.6722	mg/kg		74.1	50 - 130	
	MSD	1612122-80	ND	1.3414	1.6556	mg/kg	7.9	81.0	30	50 - 130
Hexachlorobenzene	MS	1612122-80	ND	0.96843	1.3378	mg/kg		72.4	50 - 130	
	MSD	1612122-80	ND	1.0444	1.3245	mg/kg	7.6	78.9	30	50 - 130
Hexachlorobutadiene	MS	1612122-80	ND	1.1546	1.6722	mg/kg		69.0	50 - 130	
	MSD	1612122-80	ND	1.2205	1.6556	mg/kg	5.5	73.7	30	50 - 130
Hexachloroethane	MS	1612122-80	ND	1.1788	1.6722	mg/kg		70.5	50 - 130	
	MSD	1612122-80	ND	1.2244	1.6556	mg/kg	3.8	74.0	30	50 - 130
Nitrobenzene	MS	1612122-80	ND	1.2375	1.6722	mg/kg		74.0	30 - 120	
	MSD	1612122-80	ND	1.3539	1.6556	mg/kg	9.0	81.8	30	30 - 120
N-Nitrosodi-N-propylamine	MS	1612122-80	ND	1.3935	1.6722	mg/kg		83.3	20 - 130	
	MSD	1612122-80	ND	1.4503	1.6556	mg/kg	4.0	87.6	30	20 - 130
Pyrene	MS	1612122-80	ND	1.2811	1.6722	mg/kg		76.6	40 - 140	
	MSD	1612122-80	ND	1.3617	1.6556	mg/kg	6.1	82.2	30	40 - 140
1,2,4-Trichlorobenzene	MS	1612122-80	ND	1.1718	1.6722	mg/kg		70.1	50 - 130	
	MSD	1612122-80	ND	1.2890	1.6556	mg/kg	9.5	77.9	30	50 - 130
4-Chloro-3-methylphenol	MS	1612122-80	ND	1.0952	1.6722	mg/kg		65.5	50 - 130	
	MSD	1612122-80	ND	1.1847	1.6556	mg/kg	7.9	71.6	30	50 - 130
2-Chlorophenol	MS	1612122-80	ND	1.2410	1.6722	mg/kg		74.2	50 - 130	
	MSD	1612122-80	ND	1.3670	1.6556	mg/kg	9.7	82.6	30	50 - 130
2-Methylphenol	MS	1612122-80	ND	1.2429	1.6722	mg/kg		74.3	50 - 130	
	MSD	1612122-80	ND	1.3290	1.6556	mg/kg	6.7	80.3	30	50 - 130
3- & 4-Methylphenol	MS	1612122-80	ND	2.4236	3.3445	mg/kg		72.5	50 - 130	
	MSD	1612122-80	ND	2.5566	3.3113	mg/kg	5.3	77.2	30	50 - 130
4-Nitrophenol	MS	1612122-80	ND	0.78415	1.6722	mg/kg		46.9	30 - 140	
	MSD	1612122-80	ND	0.88412	1.6556	mg/kg	12.0	53.4	30	30 - 140
Pentachlorophenol	MS	1612122-80	ND	0.69677	1.3378	mg/kg		52.1	30 - 130	
	MSD	1612122-80	ND	0.84937	1.3245	mg/kg	19.7	64.1	30	30 - 130
Phenol	MS	1612122-80	ND	1.2239	1.6722	mg/kg		73.2	40 - 150	
	MSD	1612122-80	ND	1.2985	1.6556	mg/kg	5.9	78.4	30	40 - 150
2,4,6-Trichlorophenol	MS	1612122-80	ND	0.92998	1.6722	mg/kg		55.6	50 - 130	
	MSD	1612122-80	ND	1.1021	1.6556	mg/kg	16.9	66.6	30	50 - 130

The results in this report apply to the samples analyzed in accordance with the chain of custody document. This analytical report must be reproduced in its entirety.

All results listed in this report are for the exclusive use of the submitting party. BC Laboratories, Inc. assumes no responsibility for report alteration, separation, detachment or third party interpretation.



Almar Environmental
407 Almar Avenue
Santa Cruz, CA 95060

Reported: 06/28/2016 10:21
Project: Soils/Waters
Project Number: 3101 35th Ave
Project Manager: Forrest Cook

Base Neutral and Acid Extractables Organic Analysis (EPA Method 8270C)

Quality Control Report - Precision & Accuracy

Constituent	Type	Source Sample ID	Source Result	Result	Spike Added	Units	RPD	Control Limits		Lab Quals
								Percent Recovery	Percent Recovery	
QC Batch ID: BZF0727		Used client sample: N								
2-Fluorophenol (Surrogate)	MS	1612122-80	ND	0.90107	1.6722	mg/kg		53.9	20 - 130	
	MSD	1612122-80	ND	0.95197	1.6556	mg/kg	5.5	57.5	20 - 130	
Phenol-d5 (Surrogate)	MS	1612122-80	ND	1.1610	1.6722	mg/kg		69.4	30 - 130	
	MSD	1612122-80	ND	1.2113	1.6556	mg/kg	4.2	73.2	30 - 130	
Nitrobenzene-d5 (Surrogate)	MS	1612122-80	ND	1.2102	1.6722	mg/kg		72.4	30 - 130	
	MSD	1612122-80	ND	1.2627	1.6556	mg/kg	4.2	76.3	30 - 130	
2-Fluorobiphenyl (Surrogate)	MS	1612122-80	ND	1.1327	1.3378	mg/kg		84.7	30 - 140	
	MSD	1612122-80	ND	1.2336	1.3245	mg/kg	8.5	93.1	30 - 140	
2,4,6-Tribromophenol (Surrogate)	MS	1612122-80	ND	1.1070	1.3378	mg/kg		82.7	20 - 150	
	MSD	1612122-80	ND	1.2582	1.3245	mg/kg	12.8	95.0	20 - 150	
p-Terphenyl-d14 (Surrogate)	MS	1612122-80	ND	0.69201	1.6722	mg/kg		41.4	30 - 150	
	MSD	1612122-80	ND	0.70808	1.6556	mg/kg	2.3	42.8	30 - 150	
QC Batch ID: BZF0842		Used client sample: N								
Acenaphthene	MS	1612122-70	ND	36.571	50.000	ug/L		73.1	50 - 120	
	MSD	1612122-70	ND	40.690	50.000	ug/L	10.7	81.4	30	50 - 120
1,4-Dichlorobenzene	MS	1612122-70	ND	34.066	50.000	ug/L		68.1	47 - 120	
	MSD	1612122-70	ND	42.110	50.000	ug/L	21.1	84.2	30	47 - 120
2,4-Dinitrotoluene	MS	1612122-70	ND	36.689	50.000	ug/L		73.4	50 - 130	
	MSD	1612122-70	ND	40.930	50.000	ug/L	10.9	81.9	30	50 - 130
Hexachlorobenzene	MS	1612122-70	ND	28.730	40.000	ug/L		71.8	50 - 120	
	MSD	1612122-70	ND	30.190	40.000	ug/L	5.0	75.5	30	50 - 120
Hexachlorobutadiene	MS	1612122-70	ND	26.186	50.000	ug/L		52.4	40 - 110	
	MSD	1612122-70	ND	35.810	50.000	ug/L	31.0	71.6	30	40 - 110
Hexachloroethane	MS	1612122-70	ND	25.700	50.000	ug/L		51.4	40 - 120	
	MSD	1612122-70	ND	35.320	50.000	ug/L	31.5	70.6	30	40 - 120
Nitrobenzene	MS	1612122-70	ND	40.125	50.000	ug/L		80.2	50 - 120	
	MSD	1612122-70	ND	42.270	50.000	ug/L	5.2	84.5	30	50 - 120
N-Nitrosodi-N-propylamine	MS	1612122-70	ND	37.135	50.000	ug/L		74.3	50 - 120	
	MSD	1612122-70	ND	40.280	50.000	ug/L	8.1	80.6	30	50 - 120
Pyrene	MS	1612122-70	ND	59.202	50.000	ug/L		118	40 - 140	
	MSD	1612122-70	ND	55.880	50.000	ug/L	5.8	112	30	40 - 140
1,2,4-Trichlorobenzene	MS	1612122-70	ND	32.838	50.000	ug/L		65.7	43 - 120	
	MSD	1612122-70	ND	38.660	50.000	ug/L	16.3	77.3	30	43 - 120
4-Chloro-3-methylphenol	MS	1612122-70	ND	37.749	50.000	ug/L		75.5	50 - 120	
	MSD	1612122-70	ND	38.130	50.000	ug/L	1.0	76.3	30	50 - 120
2-Chlorophenol	MS	1612122-70	ND	39.006	50.000	ug/L		78.0	50 - 120	
	MSD	1612122-70	ND	45.130	50.000	ug/L	14.6	90.3	30	50 - 120

The results in this report apply to the samples analyzed in accordance with the chain of custody document. This analytical report must be reproduced in its entirety.

All results listed in this report are for the exclusive use of the submitting party. BC Laboratories, Inc. assumes no responsibility for report alteration, separation, detachment or third party interpretation.



Almar Environmental
407 Almar Avenue
Santa Cruz, CA 95060

Reported: 06/28/2016 10:21
Project: Soils/Waters
Project Number: 3101 35th Ave
Project Manager: Forrest Cook

Base Neutral and Acid Extractables Organic Analysis (EPA Method 8270C)

Quality Control Report - Precision & Accuracy

Constituent	Type	Source Sample ID	Source Result	Result	Spike Added	Units	RPD	Control Limits		Lab
								Percent Recovery	RPD	
QC Batch ID: BZF0842		Used client sample: N								
2-Methylphenol	MS	1612122-70	ND	35.274	50.000	ug/L		70.5		40 - 110
	MSD	1612122-70	ND	38.510	50.000	ug/L	8.8	77.0	30	40 - 110
3- & 4-Methylphenol	MS	1612122-70	ND	59.756	100.00	ug/L		59.8		40 - 110
	MSD	1612122-70	ND	66.160	100.00	ug/L	10.2	66.2	30	40 - 110
4-Nitrophenol	MS	1612122-70	ND	14.672	50.000	ug/L		29.3		10 - 110
	MSD	1612122-70	ND	17.750	50.000	ug/L	19.0	35.5	30	10 - 110
Pentachlorophenol	MS	1612122-70	ND	34.086	40.000	ug/L		85.2		30 - 120
	MSD	1612122-70	ND	39.660	40.000	ug/L	15.1	99.2	30	30 - 120
Phenol	MS	1612122-70	ND	14.553	50.000	ug/L		29.1		20 - 110
	MSD	1612122-70	ND	16.470	50.000	ug/L	12.4	32.9	30	20 - 110
2,4,6-Trichlorophenol	MS	1612122-70	ND	37.521	50.000	ug/L		75.0		50 - 150
	MSD	1612122-70	ND	42.560	50.000	ug/L	12.6	85.1	30	50 - 150
2-Fluorophenol (Surrogate)	MS	1612122-70	ND	25.017	50.000	ug/L		50.0		30 - 120
	MSD	1612122-70	ND	27.920	50.000	ug/L	11.0	55.8		30 - 120
Phenol-d5 (Surrogate)	MS	1612122-70	ND	13.702	50.000	ug/L		27.4		12 - 110
	MSD	1612122-70	ND	15.300	50.000	ug/L	11.0	30.6		12 - 110
Nitrobenzene-d5 (Surrogate)	MS	1612122-70	ND	36.571	50.000	ug/L		73.1		50 - 130
	MSD	1612122-70	ND	39.380	50.000	ug/L	7.4	78.8		50 - 130
2-Fluorobiphenyl (Surrogate)	MS	1612122-70	ND	34.779	40.000	ug/L		86.9		55 - 125
	MSD	1612122-70	ND	39.650	40.000	ug/L	13.1	99.1		55 - 125
2,4,6-Tribromophenol (Surrogate)	MS	1612122-70	ND	42.966	50.000	ug/L		85.9		40 - 150
	MSD	1612122-70	ND	45.980	50.000	ug/L	6.8	92.0		40 - 150
p-Terphenyl-d14 (Surrogate)	MS	1612122-70	ND	29.938	30.000	ug/L		99.8		40 - 150
	MSD	1612122-70	ND	24.490	30.000	ug/L	20.0	81.6		40 - 150

The results in this report apply to the samples analyzed in accordance with the chain of custody document. This analytical report must be reproduced in its entirety.

All results listed in this report are for the exclusive use of the submitting party. BC Laboratories, Inc. assumes no responsibility for report alteration, separation, detachment or third party interpretation.



Almar Environmental
407 Almar Avenue
Santa Cruz, CA 95060

Reported: 06/28/2016 10:21
Project: Soils/Waters
Project Number: 3101 35th Ave
Project Manager: Forrest Cook

Total Petroleum Hydrocarbons

Quality Control Report - Method Blank Analysis

Constituent	QC Sample ID	MB Result	Units	PQL	MDL	Lab Quals
QC Batch ID: BZF0624						
TPH - Diesel (FFP)	BZF0624-BLK1	ND	ug/L	200	34	
TPH - Motor Oil	BZF0624-BLK1	ND	ug/L	500	66	
Tetracosane (Surrogate)	BZF0624-BLK1	92.4	%	37 - 134 (LCL - UCL)		
QC Batch ID: BZF0803						
TPH - Diesel (FFP)	BZF0803-BLK1	ND	mg/kg	10	1.2	
TPH - Motor Oil	BZF0803-BLK1	ND	mg/kg	20	6.5	
Tetracosane (Surrogate)	BZF0803-BLK1	77.0	%	20 - 145 (LCL - UCL)		

The results in this report apply to the samples analyzed in accordance with the chain of custody document. This analytical report must be reproduced in its entirety.

All results listed in this report are for the exclusive use of the submitting party. BC Laboratories, Inc. assumes no responsibility for report alteration, separation, detachment or third party interpretation.



Almar Environmental
407 Almar Avenue
Santa Cruz, CA 95060

Reported: 06/28/2016 10:21
Project: Soils/Waters
Project Number: 3101 35th Ave
Project Manager: Forrest Cook

Total Petroleum Hydrocarbons

Quality Control Report - Laboratory Control Sample

Constituent	QC Sample ID	Type	Result	Spike Level	Units	Percent Recovery	RPD	Control Limits		Lab
								Percent Recovery	RPD	
QC Batch ID: BZF0624										
TPH - Diesel (FFP)	BZF0624-BS1	LCS	1833.8	2500.0	ug/L	73.4		52	128	
Tetracosane (Surrogate)	BZF0624-BS1	LCS	87.055	100.00	ug/L	87.1		37	134	
QC Batch ID: BZF0803										
TPH - Diesel (FFP)	BZF0803-BS1	LCS	64.976	82.508	mg/kg	78.8		64	124	
Tetracosane (Surrogate)	BZF0803-BS1	LCS	2.9479	3.3003	mg/kg	89.3		20	145	

The results in this report apply to the samples analyzed in accordance with the chain of custody document. This analytical report must be reproduced in its entirety.

All results listed in this report are for the exclusive use of the submitting party. BC Laboratories, Inc. assumes no responsibility for report alteration, separation, detachment or third party interpretation.



Almar Environmental
407 Almar Avenue
Santa Cruz, CA 95060

Reported: 06/28/2016 10:21
Project: Soils/Waters
Project Number: 3101 35th Ave
Project Manager: Forrest Cook

Total Petroleum Hydrocarbons

Quality Control Report - Precision & Accuracy

Constituent	Type	Source Sample ID	Source Result	Result	Spike Added	Units	RPD	Percent		Lab Quals
								Recovery	RPD	
QC Batch ID: BZF0624		Used client sample: N								
TPH - Diesel (FFP)	MS	1612122-85	ND	2405.6	2500.0	ug/L		96.2		50 - 127
	MSD	1612122-85	ND	1939.5	2500.0	ug/L	21.5	77.6	24	50 - 127
Tetracosane (Surrogate)	MS	1612122-85	ND	109.23	100.00	ug/L		109		37 - 134
	MSD	1612122-85	ND	88.545	100.00	ug/L	20.9	88.5		37 - 134
QC Batch ID: BZF0803		Used client sample: Y - Description: DP-9d 15.0, 05/31/2016 08:15								
TPH - Diesel (FFP)	MS	1615255-22	ND	63.487	84.459	mg/kg		75.2		52 - 131
	MSD	1615255-22	ND	67.741	82.508	mg/kg	6.5	82.1	30	52 - 131
Tetracosane (Surrogate)	MS	1615255-22	ND	2.8733	3.3784	mg/kg		85.0		20 - 145
	MSD	1615255-22	ND	2.9698	3.3003	mg/kg	3.3	90.0		20 - 145

The results in this report apply to the samples analyzed in accordance with the chain of custody document. This analytical report must be reproduced in its entirety.

All results listed in this report are for the exclusive use of the submitting party. BC Laboratories, Inc. assumes no responsibility for report alteration, separation, detachment or third party interpretation.



Almar Environmental
407 Almar Avenue
Santa Cruz, CA 95060

Reported: 06/28/2016 10:21
Project: Soils/Waters
Project Number: 3101 35th Ave
Project Manager: Forrest Cook

Total Concentrations (TTLC)

Quality Control Report - Method Blank Analysis

Constituent	QC Sample ID	MB Result	Units	PQL	MDL	Lab Quals
-------------	--------------	-----------	-------	-----	-----	-----------

QC Batch ID: BZF0362

Mercury	BZF0362-BLK1	ND	mg/kg	0.16	0.041	
---------	--------------	----	-------	------	-------	--

QC Batch ID: BZF0457

Antimony	BZF0457-BLK1	ND	mg/kg	5.0	0.33	
Arsenic	BZF0457-BLK1	ND	mg/kg	1.0	0.40	
Barium	BZF0457-BLK1	ND	mg/kg	0.50	0.18	
Beryllium	BZF0457-BLK1	ND	mg/kg	0.50	0.047	
Cadmium	BZF0457-BLK1	ND	mg/kg	0.50	0.052	
Chromium	BZF0457-BLK1	ND	mg/kg	0.50	0.050	
Cobalt	BZF0457-BLK1	1.0717	mg/kg	2.5	0.098	J
Copper	BZF0457-BLK1	0.10942	mg/kg	1.0	0.050	J
Lead	BZF0457-BLK1	ND	mg/kg	2.5	0.28	
Nickel	BZF0457-BLK1	ND	mg/kg	0.50	0.15	
Selenium	BZF0457-BLK3	ND	mg/kg	1.0	0.98	
Silver	BZF0457-BLK1	ND	mg/kg	0.50	0.067	
Thallium	BZF0457-BLK1	ND	mg/kg	5.0	0.64	
Vanadium	BZF0457-BLK1	ND	mg/kg	0.50	0.11	
Zinc	BZF0457-BLK1	0.35890	mg/kg	2.5	0.087	J

QC Batch ID: BZF1117

Molybdenum	BZF1117-BLK1	0.057430	mg/kg	2.5	0.050	J
------------	--------------	----------	-------	-----	-------	---

QC Batch ID: BZF1314

Molybdenum	BZF1314-BLK1	0.063313	mg/kg	2.5	0.050	J
------------	--------------	----------	-------	-----	-------	---

The results in this report apply to the samples analyzed in accordance with the chain of custody document. This analytical report must be reproduced in its entirety.

All results listed in this report are for the exclusive use of the submitting party. BC Laboratories, Inc. assumes no responsibility for report alteration, separation, detachment or third party interpretation.



Almar Environmental
407 Almar Avenue
Santa Cruz, CA 95060

Reported: 06/28/2016 10:21
Project: Soils/Waters
Project Number: 3101 35th Ave
Project Manager: Forrest Cook

Total Concentrations (TTLC)

Quality Control Report - Laboratory Control Sample

Constituent	QC Sample ID	Type	Result	Spike Level	Units	Percent Recovery	RPD	Control Limits		Lab Quals
								Percent Recovery	RPD	
QC Batch ID: BZF0362										
Mercury	BZF0362-BS1	LCS	0.76464	0.80000	mg/kg	95.6		80 - 120		
QC Batch ID: BZF0457										
Antimony	BZF0457-BS1	LCS	101.23	100.00	mg/kg	101		75 - 125		
Arsenic	BZF0457-BS1	LCS	9.5728	10.000	mg/kg	95.7		75 - 125		
Barium	BZF0457-BS1	LCS	106.92	100.00	mg/kg	107		75 - 125		
Beryllium	BZF0457-BS1	LCS	9.5476	10.000	mg/kg	95.5		75 - 125		
Cadmium	BZF0457-BS1	LCS	9.9769	10.000	mg/kg	99.8		75 - 125		
Chromium	BZF0457-BS1	LCS	105.40	100.00	mg/kg	105		75 - 125		
Cobalt	BZF0457-BS1	LCS	101.45	100.00	mg/kg	101		75 - 125		
Copper	BZF0457-BS1	LCS	95.774	100.00	mg/kg	95.8		75 - 125		
Lead	BZF0457-BS1	LCS	100.30	100.00	mg/kg	100		75 - 125		
Nickel	BZF0457-BS1	LCS	102.48	100.00	mg/kg	102		75 - 125		
Selenium	BZF0457-BS3	LCS	10.058	10.000	mg/kg	101		75 - 125		
Silver	BZF0457-BS1	LCS	9.5861	10.000	mg/kg	95.9		75 - 125		
Thallium	BZF0457-BS1	LCS	117.45	100.00	mg/kg	117		75 - 125		
Vanadium	BZF0457-BS1	LCS	105.65	100.00	mg/kg	106		75 - 125		
Zinc	BZF0457-BS1	LCS	98.708	100.00	mg/kg	98.7		75 - 125		
QC Batch ID: BZF1117										
Molybdenum	BZF1117-BS1	LCS	89.791	100.00	mg/kg	89.8		75 - 125		
QC Batch ID: BZF1314										
Molybdenum	BZF1314-BS1	LCS	103.03	100.00	mg/kg	103		75 - 125		

The results in this report apply to the samples analyzed in accordance with the chain of custody document. This analytical report must be reproduced in its entirety.

All results listed in this report are for the exclusive use of the submitting party. BC Laboratories, Inc. assumes no responsibility for report alteration, separation, detachment or third party interpretation.



Almar Environmental
407 Almar Avenue
Santa Cruz, CA 95060

Reported: 06/28/2016 10:21
Project: Soils/Waters
Project Number: 3101 35th Ave
Project Manager: Forrest Cook

Total Concentrations (TTLC)

Quality Control Report - Precision & Accuracy

Constituent	Type	Source Sample ID	Source Result	Result	Spike Added	Units	RPD	Control Limits		Lab
								Percent Recovery	RPD	
QC Batch ID: BZF0362		Used client sample: N								
Mercury	DUP	1615261-01	0.36048	0.40206		mg/kg	10.9		20	
	MS	1615261-01	0.36048	1.1859	0.79365	mg/kg		104		80 - 120
	MSD	1615261-01	0.36048	1.1941	0.79365	mg/kg	0.7	105	20	80 - 120
QC Batch ID: BZF0457		Used client sample: N								
Antimony	DUP	1615254-02	ND	ND		mg/kg			20	
	MS	1615254-02	ND	21.566	100.00	mg/kg		21.6		16 - 119
	MSD	1615254-02	ND	21.599	100.00	mg/kg	0.2	21.6	20	16 - 119
Arsenic	DUP	1615254-02	6.8667	7.5893		mg/kg	10.0		20	
	MS	1615254-02	6.8667	15.687	10.000	mg/kg		88.2		75 - 125
	MSD	1615254-02	6.8667	15.540	10.000	mg/kg	0.9	86.7	20	75 - 125
Barium	DUP	1615254-02	152.01	148.18		mg/kg	2.6		20	
	MS	1615254-02	152.01	261.00	100.00	mg/kg		109		75 - 125
	MSD	1615254-02	152.01	238.26	100.00	mg/kg	9.1	86.3	20	75 - 125
Beryllium	DUP	1615254-02	0.30529	0.37100		mg/kg	19.4		20	J
	MS	1615254-02	0.30529	8.8847	10.000	mg/kg		85.8		75 - 125
	MSD	1615254-02	0.30529	8.7325	10.000	mg/kg	1.7	84.3	20	75 - 125
Cadmium	DUP	1615254-02	0.055007	0.060346		mg/kg	9.3		20	J
	MS	1615254-02	0.055007	9.0919	10.000	mg/kg		90.4		75 - 125
	MSD	1615254-02	0.055007	8.9753	10.000	mg/kg	1.3	89.2	20	75 - 125
Chromium	DUP	1615254-02	44.641	56.667		mg/kg	23.7		20	Q01
	MS	1615254-02	44.641	141.28	100.00	mg/kg		96.6		75 - 125
	MSD	1615254-02	44.641	142.15	100.00	mg/kg	0.6	97.5	20	75 - 125
Cobalt	DUP	1615254-02	11.066	11.554		mg/kg	4.3		20	
	MS	1615254-02	11.066	95.025	100.00	mg/kg		84.0		75 - 125
	MSD	1615254-02	11.066	93.481	100.00	mg/kg	1.6	82.4	20	75 - 125
Copper	DUP	1615254-02	25.753	28.785		mg/kg	11.1		20	
	MS	1615254-02	25.753	130.44	100.00	mg/kg		105		75 - 125
	MSD	1615254-02	25.753	128.59	100.00	mg/kg	1.4	103	20	75 - 125
Lead	DUP	1615254-02	7.6952	8.9187		mg/kg	14.7		20	
	MS	1615254-02	7.6952	94.717	100.00	mg/kg		87.0		75 - 125
	MSD	1615254-02	7.6952	92.798	100.00	mg/kg	2.0	85.1	20	75 - 125
Nickel	DUP	1615254-02	73.714	81.614		mg/kg	10.2		20	
	MS	1615254-02	73.714	162.13	100.00	mg/kg		88.4		75 - 125
	MSD	1615254-02	73.714	162.35	100.00	mg/kg	0.1	88.6	20	75 - 125
Selenium	DUP	1615254-02	ND	ND		mg/kg			20	
	MS	1615254-02	ND	7.7150	10.000	mg/kg		77.1		75 - 125
	MSD	1615254-02	ND	8.1848	10.000	mg/kg	5.9	81.8	20	75 - 125

The results in this report apply to the samples analyzed in accordance with the chain of custody document. This analytical report must be reproduced in its entirety.

All results listed in this report are for the exclusive use of the submitting party. BC Laboratories, Inc. assumes no responsibility for report alteration, separation, detachment or third party interpretation.



Almar Environmental
407 Almar Avenue
Santa Cruz, CA 95060

Reported: 06/28/2016 10:21
Project: Soils/Waters
Project Number: 3101 35th Ave
Project Manager: Forrest Cook

Total Concentrations (TTLC)

Quality Control Report - Precision & Accuracy

Constituent	Type	Source Sample ID	Source Result	Result	Spike Added	Units	RPD	Control Limits		Lab
								Percent Recovery	Percent Recovery	
QC Batch ID: BZF0457		Used client sample: N								
Silver	DUP	1615254-02	0.25551	0.29999		mg/kg	16.0		20	J
	MS	1615254-02	0.25551	9.6086	10.000	mg/kg		93.5	75 - 125	
	MSD	1615254-02	0.25551	9.4390	10.000	mg/kg	1.8	91.8	20	75 - 125
Thallium	DUP	1615254-02	ND	ND		mg/kg			20	
	MS	1615254-02	ND	87.938	100.00	mg/kg		87.9	75 - 125	
	MSD	1615254-02	ND	86.513	100.00	mg/kg	1.6	86.5	20	75 - 125
Vanadium	DUP	1615254-02	35.775	43.918		mg/kg	20.4		20	Q01
	MS	1615254-02	35.775	138.10	100.00	mg/kg		102	75 - 125	
	MSD	1615254-02	35.775	137.92	100.00	mg/kg	0.1	102	20	75 - 125
Zinc	DUP	1615254-02	45.980	52.076		mg/kg	12.4		20	
	MS	1615254-02	45.980	134.33	100.00	mg/kg		88.4	75 - 125	
	MSD	1615254-02	45.980	133.13	100.00	mg/kg	0.9	87.2	20	75 - 125
QC Batch ID: BZF1117		Used client sample: N								
Molybdenum	DUP	1616154-01	ND	ND		mg/kg			20	
	MS	1616154-01	ND	77.566	100.00	mg/kg		77.6	75 - 125	
	MSD	1616154-01	ND	83.181	100.00	mg/kg	7.0	83.2	20	75 - 125
QC Batch ID: BZF1314		Used client sample: Y - Description: DP-7d 5.0, 05/31/2016 11:20								
Molybdenum	DUP	I615255-08RE1	0.35051	0.11243		mg/kg	103		20	J,A02
	MS	I615255-08RE1	0.35051	76.967	100.00	mg/kg		76.6	75 - 125	
	MSD	I615255-08RE1	0.35051	77.912	100.00	mg/kg	1.2	77.6	20	75 - 125

The results in this report apply to the samples analyzed in accordance with the chain of custody document. This analytical report must be reproduced in its entirety.

All results listed in this report are for the exclusive use of the submitting party. BC Laboratories, Inc. assumes no responsibility for report alteration, separation, detachment or third party interpretation.



Almar Environmental
407 Almar Avenue
Santa Cruz, CA 95060

Reported: 06/28/2016 10:21
Project: Soils/Waters
Project Number: 3101 35th Ave
Project Manager: Forrest Cook

Metals Analysis

Quality Control Report - Method Blank Analysis

Constituent	QC Sample ID	MB Result	Units	PQL	MDL	Lab Quals
QC Batch ID: BZF0552						
Dissolved Cadmium	BZF0552-BLK1	ND	ug/L	10	1.1	
Dissolved Chromium	BZF0552-BLK1	ND	ug/L	10	1.0	
Dissolved Lead	BZF0552-BLK1	ND	ug/L	50	3.5	
Dissolved Nickel	BZF0552-BLK1	ND	ug/L	10	2.4	
Dissolved Zinc	BZF0552-BLK1	ND	ug/L	10	5.0	

The results in this report apply to the samples analyzed in accordance with the chain of custody document. This analytical report must be reproduced in its entirety.

All results listed in this report are for the exclusive use of the submitting party. BC Laboratories, Inc. assumes no responsibility for report alteration, separation, detachment or third party interpretation.



Almar Environmental
407 Almar Avenue
Santa Cruz, CA 95060

Reported: 06/28/2016 10:21
Project: Soils/Waters
Project Number: 3101 35th Ave
Project Manager: Forrest Cook

Metals Analysis

Quality Control Report - Laboratory Control Sample

Constituent	QC Sample ID	Type	Result	Spike Level	Units	Percent Recovery	RPD	Control Limits		Lab
								Percent Recovery	RPD	
QC Batch ID: BZF0552										
Dissolved Cadmium	BZF0552-BS1	LCS	207.96	200.00	ug/L	104		85 - 115		
Dissolved Chromium	BZF0552-BS1	LCS	216.46	200.00	ug/L	108		85 - 115		
Dissolved Lead	BZF0552-BS1	LCS	446.92	400.00	ug/L	112		85 - 115		
Dissolved Nickel	BZF0552-BS1	LCS	409.02	400.00	ug/L	102		85 - 115		
Dissolved Zinc	BZF0552-BS1	LCS	510.15	500.00	ug/L	102		85 - 115		

The results in this report apply to the samples analyzed in accordance with the chain of custody document. This analytical report must be reproduced in its entirety.

All results listed in this report are for the exclusive use of the submitting party. BC Laboratories, Inc. assumes no responsibility for report alteration, separation, detachment or third party interpretation.



Almar Environmental
407 Almar Avenue
Santa Cruz, CA 95060

Reported: 06/28/2016 10:21
Project: Soils/Waters
Project Number: 3101 35th Ave
Project Manager: Forrest Cook

Metals Analysis

Quality Control Report - Precision & Accuracy

Constituent	Type	Source Sample ID	Source Result	Result	Spike Added	Units	RPD	Control Limits		Lab
								Percent Recovery	RPD	
QC Batch ID: BZF0552		Used client sample: N								
Dissolved Cadmium	DUP	1615216-02	ND	ND		ug/L			20	
	MS	1615216-02	ND	217.58	204.08	ug/L		107		75 - 125
	MSD	1615216-02	ND	218.53	204.08	ug/L	0.4	107	20	75 - 125
Dissolved Chromium	DUP	1615216-02	8.1685	8.4400		ug/L	3.3		20	J
	MS	1615216-02	8.1685	217.35	204.08	ug/L		103		75 - 125
	MSD	1615216-02	8.1685	220.90	204.08	ug/L	1.6	104	20	75 - 125
Dissolved Lead	DUP	1615216-02	ND	4.0659		ug/L			20	J
	MS	1615216-02	ND	432.80	408.16	ug/L		106		75 - 125
	MSD	1615216-02	ND	436.84	408.16	ug/L	0.9	107	20	75 - 125
Dissolved Nickel	DUP	1615216-02	30.854	32.141		ug/L	4.1		20	
	MS	1615216-02	30.854	442.64	408.16	ug/L		101		75 - 125
	MSD	1615216-02	30.854	437.00	408.16	ug/L	1.3	99.5	20	75 - 125
Dissolved Zinc	DUP	1615216-02	ND	ND		ug/L			20	
	MS	1615216-02	ND	546.78	510.20	ug/L		107		75 - 125
	MSD	1615216-02	ND	551.66	510.20	ug/L	0.9	108	20	75 - 125

The results in this report apply to the samples analyzed in accordance with the chain of custody document. This analytical report must be reproduced in its entirety.

All results listed in this report are for the exclusive use of the submitting party. BC Laboratories, Inc. assumes no responsibility for report alteration, separation, detachment or third party interpretation.



Almar Environmental
407 Almar Avenue
Santa Cruz, CA 95060

Reported: 06/28/2016 10:21
Project: Soils/Waters
Project Number: 3101 35th Ave
Project Manager: Forrest Cook

Notes And Definitions

- J Estimated Value (CLP Flag)
- MDL Method Detection Limit
- ND Analyte Not Detected
- PQL Practical Quantitation Limit
- A01 Detection and quantitation limits are raised due to sample dilution.
- A02 The difference between duplicate readings is less than the quantitation limit.
- A07 Detection and quantitation limits were raised due to sample dilution caused by high analyte concentration or matrix interference.
- A52 Chromatogram not typical of diesel.
- A57 Chromatogram not typical of motor oil.
- Q01 Sample precision is not within the control limits.
- Q02 Matrix spike precision is not within the control limits.

APPENDIX F

Soil Gas Lab Data Sheets



Curtis & Tompkins, Ltd.
Analytical Laboratories, Since 1878





Curtis & Tompkins, Ltd., Analytical Laboratories, Since 1878

2323 Fifth Street, Berkeley, CA 94710, Phone (510) 486-0900

**Laboratory Job Number 277351
ANALYTICAL REPORT**

Almar Environmental

Project : 1078G
Location : 3101 35th street
Level : II

Sample ID
SG-4

Lab ID
277351-001

This data package has been reviewed for technical correctness and completeness. Release of this data has been authorized by the Laboratory Manager or the Manager's designee, as verified by the following signature. The results contained in this report meet all requirements of NELAC and pertain only to those samples which were submitted for analysis. This report may be reproduced only in its entirety.

Signature: _____

Dina Ali
Project Manager
dina.ali@ctberk.com

Date: 06/13/2016

CA ELAP# 2896, NELAP# 4044-001

CASE NARRATIVE

Laboratory number: 277351
Client: Almar Environmental
Project: 1078G
Location: 3101 35th street
Request Date: 06/01/16
Samples Received: 06/01/16

This data package contains sample and QC results for one air sample, requested for the above referenced project on 06/01/16. The sample was received intact.

Volatile Organics in Air by MS (EPA TO-15):

High response was observed for carbon tetrachloride in the CCV analyzed 06/02/16 11:58; affected data was qualified with "b". High recovery was observed for carbon tetrachloride in the BS for batch 235679; the associated RPD was within limits, and this analyte was not detected at or above the RL in the associated sample. No other analytical problems were encountered.

Volatile Organics in Air GC (ASTM D1946 and EPA TO-3):

No analytical problems were encountered.

COOLER RECEIPT CHECKLIST



Curtis & Tompkins, Ltd.

Login # 277351 Date Received 6/1/16 Number of coolers 1
Client Almar Env. Project 3101 35th Ave

Date Opened 6/1 By (print) SC (sign) [Signature]
Date Logged in 6/2/16 By (print) PAI (sign) [Signature]
Date Labelled [Arrow] By (print) [Arrow] (sign) [Arrow]

1. Did cooler come with a shipping slip (airbill, etc) YES [X]
Shipping info

2A. Were custody seals present? ... [] YES (circle) on cooler on samples [X] NO
How many Name Date

2B. Were custody seals intact upon arrival? YES NO [X] N/A

3. Were custody papers dry and intact when received? YES NO

4. Were custody papers filled out properly (ink, signed, etc)? YES NO

5. Is the project identifiable from custody papers? (If so fill out top of form) YES NO

6. Indicate the packing in cooler: (if other, describe)

- [] Bubble Wrap [] Foam blocks [] Bags [X] None
[] Cloth material [] Cardboard [] Styrofoam [] Paper towels

7. Temperature documentation: * Notify PM if temperature exceeds 6°C
Type of ice used: [] Wet [] Blue/Gel [X] None Temp(°C)

[] Temperature blank(s) included? [] Thermometer# [] IR Gun#

[] Samples received on ice directly from the field. Cooling process had begun

8. Were Method 5035 sampling containers present? YES [X] NO
If YES, what time were they transferred to freezer?

9. Did all bottles arrive unbroken/unopened? YES NO

10. Are there any missing / extra samples? YES [X] NO

11. Are samples in the appropriate containers for indicated tests? YES NO

12. Are sample labels present, in good condition and complete? YES NO

13. Do the sample labels agree with custody papers? YES NO

14. Was sufficient amount of sample sent for tests requested? YES NO

15. Are the samples appropriately preserved? YES NO [X] N/A

16. Did you check preservatives for all bottles for each sample? YES NO [X] N/A

17. Did you document your preservative check? (pH strip lot#) YES NO [X] N/A

18. Did you change the hold time in LIMS for unpreserved VOAs? YES NO [X] N/A

19. Did you change the hold time in LIMS for preserved terracores? YES NO [X] N/A

20. Are bubbles > 6mm absent in VOA samples? YES NO [X] N/A

21. Was the client contacted concerning this sample delivery? YES [X] NO
If YES, Who was called? By Date:

COMMENTS

Detections Summary for 277351

Results for any subcontracted analyses are not included in this summary.

Client : Almar Environmental
 Project : 1078G
 Location : 3101 35th street

Client Sample ID : SG-4

Laboratory Sample ID :

277351-001

Analyte	Result	Flags	RL	MDL	Units	Basis	IDF	Method	Prep Method
Acetone	4.3		4.2		ppbv	As Recd	2.100	EPA TO-15	METHOD
n-Hexane	36		1.1		ppbv	As Recd	2.100	EPA TO-15	METHOD
Tetrahydrofuran	3.1		1.1		ppbv	As Recd	2.100	EPA TO-15	METHOD
Cyclohexane	53		1.1		ppbv	As Recd	2.100	EPA TO-15	METHOD
n-Heptane	13		1.1		ppbv	As Recd	2.100	EPA TO-15	METHOD
Toluene	1.2		1.1		ppbv	As Recd	2.100	EPA TO-15	METHOD
Tetrachloroethene	45		1.1		ppbv	As Recd	2.100	EPA TO-15	METHOD
Oxygen	170,000		2,900		ppmv	As Recd	2.940	ASTM D1946	METHOD
Gasoline Range Organics C6-C12	1,000		110	12	ppbv	As Recd	2.100	EPA TO-3	METHOD

Volatile Organics in Air

Lab #:	277351	Location:	3101 35th street
Client:	Almar Environmental	Prep:	METHOD
Project#:	1078G	Analysis:	EPA TO-15
Field ID:	SG-4	Diln Fac:	2.100
Lab ID:	277351-001	Batch#:	235679
Matrix:	Air	Sampled:	06/01/16
Units (V):	ppbv	Received:	06/01/16
Units (M):	ug/m3	Analyzed:	06/02/16

Analyte	Result (V)	RL	Result (M)	RL
Freon 12	ND	1.1	ND	5.2
Freon 114	ND	1.1	ND	7.3
Chloromethane	ND	1.1	ND	2.2
Vinyl Chloride	ND	1.1	ND	2.7
1,3-Butadiene	ND	1.1	ND	2.3
Bromomethane	ND	1.1	ND	4.1
Chloroethane	ND	1.1	ND	2.8
Trichlorofluoromethane	ND	1.1	ND	5.9
Acrolein	ND	4.2	ND	9.6
1,1-Dichloroethene	ND	1.1	ND	4.2
Freon 113	ND	1.1	ND	8.0
Acetone	4.3	4.2	10	10
Carbon Disulfide	ND	1.1	ND	3.3
Isopropanol	ND	4.2	ND	10
Methylene Chloride	ND	1.1	ND	3.6
trans-1,2-Dichloroethene	ND	1.1	ND	4.2
MTBE	ND	1.1	ND	3.8
n-Hexane	36	1.1	130	3.7
1,1-Dichloroethane	ND	1.1	ND	4.2
Vinyl Acetate	ND	1.1	ND	3.7
cis-1,2-Dichloroethene	ND	1.1	ND	4.2
2-Butanone	ND	1.1	ND	3.1
Ethyl Acetate	ND	1.1	ND	3.8
Tetrahydrofuran	3.1	1.1	9.2	3.1
Chloroform	ND	1.1	ND	5.1
1,1,1-Trichloroethane	ND	1.1	ND	5.7
Cyclohexane	53	1.1	180	3.6
Carbon Tetrachloride	ND	1.1	ND	6.6
Benzene	ND	1.1	ND	3.4
1,2-Dichloroethane	ND	1.1	ND	4.2
n-Heptane	13	1.1	51	4.3
Trichloroethene	ND	1.1	ND	5.6
1,2-Dichloropropane	ND	1.1	ND	4.9
Bromodichloromethane	ND	1.1	ND	7.0
cis-1,3-Dichloropropene	ND	1.1	ND	4.8

ND= Not Detected

RL= Reporting Limit

Result M= Result in mass units

Result V= Result in volume units

Volatile Organics in Air

Lab #:	277351	Location:	3101 35th street
Client:	Almar Environmental	Prep:	METHOD
Project#:	1078G	Analysis:	EPA TO-15
Field ID:	SG-4	Diln Fac:	2.100
Lab ID:	277351-001	Batch#:	235679
Matrix:	Air	Sampled:	06/01/16
Units (V):	ppbv	Received:	06/01/16
Units (M):	ug/m3	Analyzed:	06/02/16

Analyte	Result (V)	RL	Result (M)	RL
4-Methyl-2-Pentanone	ND	1.1	ND	4.3
Toluene	1.2	1.1	4.4	4.0
trans-1,3-Dichloropropene	ND	1.1	ND	4.8
1,1,2-Trichloroethane	ND	1.1	ND	5.7
Tetrachloroethene	45	1.1	310	7.1
2-Hexanone	ND	1.1	ND	4.3
Dibromochloromethane	ND	1.1	ND	8.9
1,2-Dibromoethane	ND	1.1	ND	8.1
Chlorobenzene	ND	1.1	ND	4.8
Ethylbenzene	ND	1.1	ND	4.6
m,p-Xylenes	ND	1.1	ND	4.6
o-Xylene	ND	1.1	ND	4.6
Styrene	ND	1.1	ND	4.5
Bromoform	ND	1.1	ND	11
1,1,2,2-Tetrachloroethane	ND	1.1	ND	7.2
4-Ethyltoluene	ND	1.1	ND	5.2
1,3,5-Trimethylbenzene	ND	1.1	ND	5.2
1,2,4-Trimethylbenzene	ND	1.1	ND	5.2
1,3-Dichlorobenzene	ND	1.1	ND	6.3
1,4-Dichlorobenzene	ND	1.1	ND	6.3
Benzyl chloride	ND	1.1	ND	5.4
1,2-Dichlorobenzene	ND	1.1	ND	6.3
1,2,4-Trichlorobenzene	ND	1.1	ND	7.8
Hexachlorobutadiene	ND	1.1	ND	11
Naphthalene	ND	4.2	ND	22

Surrogate	%REC	Limits
Bromofluorobenzene	106	80-121

ND= Not Detected

RL= Reporting Limit

Result M= Result in mass units

Result V= Result in volume units

Batch QC Report

Volatile Organics in Air			
Lab #:	277351	Location:	3101 35th street
Client:	Almar Environmental	Prep:	METHOD
Project#:	1078G	Analysis:	EPA TO-15
Matrix:	Air	Batch#:	235679
Units (V):	ppbv	Analyzed:	06/02/16
Diln Fac:	1.000		

Analyte	Spiked	Result (V)	%REC	Limits
1,2-Dichloropropane	5.000	5.092	102	70-130
Bromodichloromethane	5.000	4.912	98	70-130
cis-1,3-Dichloropropene	5.000	5.165	103	70-130
4-Methyl-2-Pentanone	5.000	6.005	120	70-130
Toluene	5.000	4.940	99	70-130
trans-1,3-Dichloropropene	5.000	5.494	110	70-130
1,1,2-Trichloroethane	5.000	4.815	96	70-130
Tetrachloroethene	5.000	4.939	99	70-130
2-Hexanone	5.000	5.222	104	70-130
Dibromochloromethane	5.000	4.886	98	70-130
1,2-Dibromoethane	5.000	4.476	90	70-130
Chlorobenzene	5.000	4.911	98	70-130
Ethylbenzene	5.000	5.031	101	70-130
m,p-Xylenes	10.00	10.57	106	70-130
o-Xylene	5.000	5.240	105	70-130
Styrene	5.000	5.557	111	70-130
Bromoform	5.000	5.942	119	70-130
1,1,2,2-Tetrachloroethane	5.000	4.806	96	70-130
4-Ethyltoluene	5.000	4.854	97	70-130
1,3,5-Trimethylbenzene	5.000	4.561	91	70-130
1,2,4-Trimethylbenzene	5.000	4.613	92	70-130
1,3-Dichlorobenzene	5.000	5.071	101	70-130
1,4-Dichlorobenzene	5.000	5.125	103	70-130
Benzyl chloride	5.000	5.185	104	70-130
1,2-Dichlorobenzene	5.000	5.078	102	70-130
1,2,4-Trichlorobenzene	5.000	4.003	80	70-130
Hexachlorobutadiene	5.000	5.655	113	70-130
Naphthalene	5.000	4.086	82	70-130

Surrogate	%REC	Limits
Bromofluorobenzene	111	70-130

*= Value outside of QC limits; see narrative

b= See narrative

RPD= Relative Percent Difference

Result V= Result in volume units

Batch QC Report

Volatile Organics in Air			
Lab #:	277351	Location:	3101 35th street
Client:	Almar Environmental	Prep:	METHOD
Project#:	1078G	Analysis:	EPA TO-15
Matrix:	Air	Batch#:	235679
Units (V):	ppbv	Analyzed:	06/02/16
Diln Fac:	1.000		

Analyte	Spiked	Result (V)	%REC	Limits	RPD	Lim
1,2-Dichloropropane	5.000	5.065	101	70-130	1	25
Bromodichloromethane	5.000	4.858	97	70-130	1	25
cis-1,3-Dichloropropene	5.000	5.029	101	70-130	3	25
4-Methyl-2-Pentanone	5.000	6.133	123	70-130	2	25
Toluene	5.000	4.846	97	70-130	2	25
trans-1,3-Dichloropropene	5.000	5.451	109	70-130	1	25
1,1,2-Trichloroethane	5.000	4.657	93	70-130	3	25
Tetrachloroethene	5.000	4.850	97	70-130	2	25
2-Hexanone	5.000	5.216	104	70-130	0	25
Dibromochloromethane	5.000	4.744	95	70-130	3	25
1,2-Dibromoethane	5.000	4.369	87	70-130	2	25
Chlorobenzene	5.000	4.837	97	70-130	2	25
Ethylbenzene	5.000	5.050	101	70-130	0	25
m,p-Xylenes	10.00	10.41	104	70-130	2	25
o-Xylene	5.000	5.287	106	70-130	1	25
Styrene	5.000	5.532	111	70-130	0	25
Bromoform	5.000	5.819	116	70-130	2	25
1,1,2,2-Tetrachloroethane	5.000	4.798	96	70-130	0	25
4-Ethyltoluene	5.000	4.726	95	70-130	3	25
1,3,5-Trimethylbenzene	5.000	4.290	86	70-130	6	25
1,2,4-Trimethylbenzene	5.000	4.390	88	70-130	5	25
1,3-Dichlorobenzene	5.000	5.088	102	70-130	0	25
1,4-Dichlorobenzene	5.000	5.063	101	70-130	1	25
Benzyl chloride	5.000	5.249	105	70-130	1	25
1,2-Dichlorobenzene	5.000	4.967	99	70-130	2	25
1,2,4-Trichlorobenzene	5.000	3.717	74	70-130	7	25
Hexachlorobutadiene	5.000	5.362	107	70-130	5	25
Naphthalene	5.000	4.020	80	70-130	2	25

Surrogate	%REC	Limits
Bromofluorobenzene	116	70-130

*= Value outside of QC limits; see narrative

b= See narrative

RPD= Relative Percent Difference

Result V= Result in volume units

Batch QC Report

Volatile Organics in Air			
Lab #:	277351	Location:	3101 35th street
Client:	Almar Environmental	Prep:	METHOD
Project#:	1078G	Analysis:	EPA TO-15
Type:	BLANK	Units (M):	ug/m3
Lab ID:	QC837904	Diln Fac:	1.000
Matrix:	Air	Batch#:	235679
Units (V):	ppbv	Analyzed:	06/02/16

Analyte	Result (V)	RL	Result (M)	RL
Freon 12	ND	0.50	ND	2.5
Freon 114	ND	0.50	ND	3.5
Chloromethane	ND	0.50	ND	1.0
Vinyl Chloride	ND	0.50	ND	1.3
1,3-Butadiene	ND	0.50	ND	1.1
Bromomethane	ND	0.50	ND	1.9
Chloroethane	ND	0.50	ND	1.3
Trichlorofluoromethane	ND	0.50	ND	2.8
Acrolein	ND	2.0	ND	4.6
1,1-Dichloroethene	ND	0.50	ND	2.0
Freon 113	ND	0.50	ND	3.8
Acetone	ND	2.0	ND	4.8
Carbon Disulfide	ND	0.50	ND	1.6
Isopropanol	ND	2.0	ND	4.9
Methylene Chloride	ND	0.50	ND	1.7
trans-1,2-Dichloroethene	ND	0.50	ND	2.0
MTBE	ND	0.50	ND	1.8
n-Hexane	ND	0.50	ND	1.8
1,1-Dichloroethane	ND	0.50	ND	2.0
Vinyl Acetate	ND	0.50	ND	1.8
cis-1,2-Dichloroethene	ND	0.50	ND	2.0
2-Butanone	ND	0.50	ND	1.5
Ethyl Acetate	ND	0.50	ND	1.8
Tetrahydrofuran	ND	0.50	ND	1.5
Chloroform	ND	0.50	ND	2.4
1,1,1-Trichloroethane	ND	0.50	ND	2.7
Cyclohexane	ND	0.50	ND	1.7
Carbon Tetrachloride	ND	0.50	ND	3.1
Benzene	ND	0.50	ND	1.6
1,2-Dichloroethane	ND	0.50	ND	2.0
n-Heptane	ND	0.50	ND	2.0
Trichloroethene	ND	0.50	ND	2.7
1,2-Dichloropropane	ND	0.50	ND	2.3
Bromodichloromethane	ND	0.50	ND	3.4
cis-1,3-Dichloropropene	ND	0.50	ND	2.3

ND= Not Detected

RL= Reporting Limit

Result M= Result in mass units

Result V= Result in volume units

Batch QC Report

Volatile Organics in Air			
Lab #:	277351	Location:	3101 35th street
Client:	Almar Environmental	Prep:	METHOD
Project#:	1078G	Analysis:	EPA TO-15
Type:	BLANK	Units (M):	ug/m3
Lab ID:	QC837904	Diln Fac:	1.000
Matrix:	Air	Batch#:	235679
Units (V):	ppbv	Analyzed:	06/02/16

Analyte	Result (V)	RL	Result (M)	RL
4-Methyl-2-Pentanone	ND	0.50	ND	2.0
Toluene	ND	0.50	ND	1.9
trans-1,3-Dichloropropene	ND	0.50	ND	2.3
1,1,2-Trichloroethane	ND	0.50	ND	2.7
Tetrachloroethene	ND	0.50	ND	3.4
2-Hexanone	ND	0.50	ND	2.0
Dibromochloromethane	ND	0.50	ND	4.3
1,2-Dibromoethane	ND	0.50	ND	3.8
Chlorobenzene	ND	0.50	ND	2.3
Ethylbenzene	ND	0.50	ND	2.2
m,p-Xylenes	ND	0.50	ND	2.2
o-Xylene	ND	0.50	ND	2.2
Styrene	ND	0.50	ND	2.1
Bromoform	ND	0.50	ND	5.2
1,1,2,2-Tetrachloroethane	ND	0.50	ND	3.4
4-Ethyltoluene	ND	0.50	ND	2.5
1,3,5-Trimethylbenzene	ND	0.50	ND	2.5
1,2,4-Trimethylbenzene	ND	0.50	ND	2.5
1,3-Dichlorobenzene	ND	0.50	ND	3.0
1,4-Dichlorobenzene	ND	0.50	ND	3.0
Benzyl chloride	ND	0.50	ND	2.6
1,2-Dichlorobenzene	ND	0.50	ND	3.0
1,2,4-Trichlorobenzene	ND	0.50	ND	3.7
Hexachlorobutadiene	ND	0.50	ND	5.3
Naphthalene	ND	2.0	ND	10

Surrogate	%REC	Limits
Bromofluorobenzene	96	70-130

ND= Not Detected

RL= Reporting Limit

Result M= Result in mass units

Result V= Result in volume units

Fixed Gas Analysis			
Lab #:	277351	Location:	3101 35th street
Client:	Almar Environmental	Prep:	METHOD
Project#:	1078G	Analysis:	ASTM D1946
Field ID:	SG-4	Units (Mol %):	MOL %
Matrix:	Air	Sampled:	06/01/16
Units:	ppmv	Received:	06/01/16

Type: SAMPLE Lab ID: 277351-001

Analyte	Result	RL	Result (Mol %)	RL	Diln Fac	Batch#	Analyzed
Helium	ND	2,100	ND	0.21	2.100	235715	06/02/16
Oxygen	170,000	2,900	17	0.29	2.940	235931	06/09/16

Type: BLANK Batch#: 235715
 Lab ID: QC838017 Analyzed: 06/02/16
 Diln Fac: 1.000

Analyte	Result	RL	Result (Mol %)	RL
Helium	ND	1,000	ND	0.10
Oxygen	NA			

Type: BLANK Batch#: 235931
 Lab ID: QC838853 Analyzed: 06/09/16
 Diln Fac: 1.000

Analyte	Result	RL	Result (Mol %)	RL
Helium	NA			
Oxygen	ND	1,000	ND	0.10

NA= Not Analyzed
 ND= Not Detected
 RL= Reporting Limit

Result Mol %= Result in Mole Percent

Aromatic / Petroleum Hydrocarbons in Air

Lab #:	277351	Location:	3101 35th street
Client:	Almar Environmental	Prep:	METHOD
Project#:	1078G	Analysis:	EPA TO-3
Analyte:	Gasoline Range Organics C6-C12	Batch#:	235702
Field ID:	SG-4	Sampled:	06/01/16
Matrix:	Air	Received:	06/01/16
Units (V):	ppbv	Analyzed:	06/02/16
Units (M):	ug/m3		

Type	Lab ID	Result (V)	RL	MDL	Result (M)	RL	MDL	Diln Fac
SAMPLE	277351-001	1,000	110	12	4,200	430	48	2.100
BLANK	QC837960	ND	50	5.6	ND	200	23	1.000

ND= Not Detected

RL= Reporting Limit

MDL= Method Detection Limit

Result M= Result in mass units

Result V= Result in volume units

Batch QC Report

Aromatic / Petroleum Hydrocarbons in Air

Lab #:	277351	Location:	3101 35th street
Client:	Almar Environmental	Prep:	METHOD
Project#:	1078G	Analysis:	EPA TO-3
Analyte:	Gasoline Range Organics C6-C12	Diln Fac:	1.000
Matrix:	Air	Batch#:	235702
Units (V):	ppbv	Analyzed:	06/02/16

Type	Lab ID	Spiked	Result (V)	%REC	Limits	RPD	Lim
BS	QC837958	2,100	2,124	101	70-130		
BSD	QC837959	2,100	2,158	103	70-130	2	25

RPD= Relative Percent Difference

Result V= Result in volume units

Batch QC Report

Fixed Gas Analysis			
Lab #:	277351	Location:	3101 35th street
Client:	Almar Environmental	Prep:	METHOD
Project#:	1078G	Analysis:	ASTM D1946
Matrix:	Air	Batch#:	235715
Units:	ppmv	Analyzed:	06/02/16
Diln Fac:	1.000		

Type: BS Lab ID: QC838015

Analyte	Spiked	Result	%REC	Limits
Helium	100,000	99,890	100	70-130
Oxygen		NA		

Type: BSD Lab ID: QC838016

Analyte	Spiked	Result	%REC	Limits	RPD	Lim
Helium	100,000	99,210	99	70-130	1	30
Oxygen		NA				

NA= Not Analyzed

RPD= Relative Percent Difference

Batch QC Report

Fixed Gas Analysis			
Lab #:	277351	Location:	3101 35th street
Client:	Almar Environmental	Prep:	METHOD
Project#:	1078G	Analysis:	ASTM D1946
Field ID:	SG-4	Units (Mol %):	MOL %
Type:	SDUP	Diln Fac:	2.100
MSS Lab ID:	277351-001	Batch#:	235715
Lab ID:	QC838018	Sampled:	06/01/16
Matrix:	Air	Received:	06/01/16
Units:	ppmv	Analyzed:	06/02/16

Analyte	MSS Result	Result	RL	Result (Mol %)	RL	RPD Lim
Helium	<2,100	ND	2,100	ND	0.2100	NC 30
Oxygen		NA				

NA= Not Analyzed

NC= Not Calculated

ND= Not Detected

RL= Reporting Limit

RPD= Relative Percent Difference

Result Mol %= Result in Mole Percent

Batch QC Report

Fixed Gas Analysis			
Lab #:	277351	Location:	3101 35th street
Client:	Almar Environmental	Prep:	METHOD
Project#:	1078G	Analysis:	ASTM D1946
Type:	LCS	Diln Fac:	1.000
Lab ID:	QC838852	Batch#:	235931
Matrix:	Air	Analyzed:	06/09/16
Units:	ppmv		

Analyte	Spiked	Result	%REC	Limits
Helium		NA		
Oxygen	2,000	1,771	89	70-130

NA= Not Analyzed

Batch QC Report

Fixed Gas Analysis			
Lab #:	277351	Location:	3101 35th street
Client:	Almar Environmental	Prep:	METHOD
Project#:	1078G	Analysis:	ASTM D1946
Field ID:	ZZZZZZZZZZ	Units (Mol %):	MOL %
Type:	SDUP	Diln Fac:	2.310
MSS Lab ID:	277504-001	Batch#:	235931
Lab ID:	QC838854	Sampled:	06/03/16
Matrix:	Air	Received:	06/07/16
Units:	ppmv	Analyzed:	06/09/16

Analyte	MSS Result	Result	RL	Result (Mol %)	RL	RPD Lim
Helium		NA				
Oxygen	145,300	145,200	2,310	14.52	0.2310	0 30

NA= Not Analyzed

RL= Reporting Limit

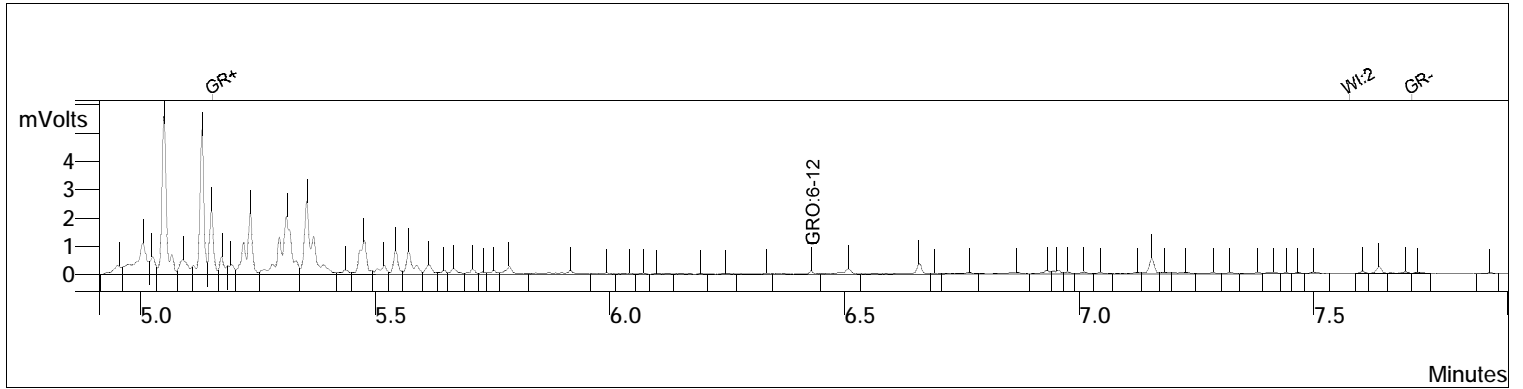
RPD= Relative Percent Difference

Result Mol %= Result in Mole Percent

GRO by TO-3

```

Sample ID:          277351-001,235702
Data File:          c:\varianws\data\060216\154_004.run
Sample List:        c:\varianws\060216.smp
Method:             c:\varianws\to3_103114.mth
Acquisition Date:  06/02/2016 14:19:54
Calculation Date:  06/02/2016 14:31:57
Instrument ID:      MSAIR03
Operator:           aa1
Injection Notes:    2.10x,c00241
Multiplier:         1.000
Divisor:            1.000
    
```



Channel: Front = FID RESULTS

#	RT (min)	Peak Name	Area	Result (ppbv)
1	6.431	GRO:6-12	18292	492.388
Totals			18292	492.388

Integration Parameters

```

Initial Tangent %:      0
Initial Peak Width (sec): 4
Initial Peak Reject Value: 50.000
Initial S/N Ratio:      5
    
```

Data Handling Time Events

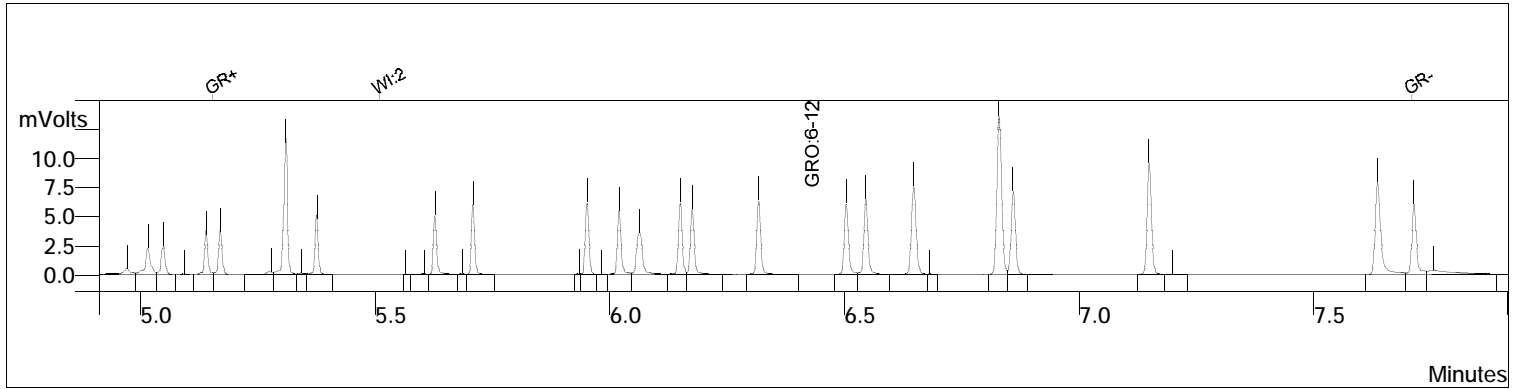
```

Time
(min)  Event
-----
0.009  II on
4.801  II off
5.155  GR on
7.575  WI 2.0 sec
7.708  GR off
    
```

GRO by TO-3

```

Sample ID:          ccv/bs,qc837958
Data File:          c:\varianws\data\060216\154_001.run
Sample List:        c:\varianws\060216.smp
Method:             c:\varianws\to3_103114.mth
Acquisition Date:  06/02/2016 13:36:28
Calculation Date:  06/02/2016 13:48:30
Instrument ID:      MSAIR03
Operator:           aa1
Injection Notes:    235702,s29941,1x
Multiplier:         1.000
Divisor:            1.000
    
```



Channel: Front = FID RESULTS

#	RT (min)	Peak Name	Area	Result (ppbv)
1	6.431	GRO:6-12	78889	2123.514
		Totals	78889	2123.514

Integration Parameters

```

Initial Tangent %:      0
Initial Peak Width (sec): 4
Initial Peak Reject Value: 50.000
Initial S/N Ratio:      5
    
```

Data Handling Time Events

```

Time
(min)  Event
-----
0.009  II on
4.801  II off
5.155  GR on
5.511  WI 2.0 sec
7.708  GR off
    
```