



RECEIVED

By DEHLOPTOXIC at 8:59 am, Jul 05, 2006

June 20, 2006

Jerry Wickham
Hazardous Materials Specialist
Alameda County Environmental Health
1131 Harbor Bay Parkway, Suite 250
Alameda, California 94502-6577


Clayton Project No. 33104-004583.03


Subject: Revised Site Investigation Report for SLIC Case No. RO0002874
GE/Imatron/Caral Manufacturing
578 Cleveland Avenue, Albany, California

Dear Mr. Wickham:

Clayton Group Services, Inc., (Clayton) a Bureau Veritas company, has completed a Site Investigation of the subject site on behalf of GE Healthcare (GE) in response to your October 13 and November 23, 2005 letters. We collected additional soil samples at shallower depths for 11 locations as requested in your email dated May 11, 2006. Based on our review of the current data and the remedial actions that have occurred at the site, Clayton recommends the SLIC Case be closed with no further investigation or remediation action. Please review the enclosed Site Investigation Report and call me at (925) 426-2681 or Mr. Richard Rinck of GE at (650) 827-7729 if you have any questions. We declare, under penalty of perjury, that the information and/or recommendations contained in the enclosed report is/are true and correct to the best of our knowledge.

Sincerely,


Michael J. Zimmerman, P.E., R.E.A.
Senior Project Manager
Environmental Services


Jon A. Rosso, P.E.
Director
Environmental Services

MJZ/mjz

Enclosure

cc: Richard Rinck, GE Healthcare
389 Oyster Point Blvd. Suite 8, South San Francisco, California 94080

Clayton Group Services, Inc.

A Bureau Veritas Company
6920 Koll Center Parkway, Suite 216
Pleasanton, California 94566

Main: (925) 426-2600
Fax: (925) 426-0106
www.us.bureauveritas.com



RECEIVED

By DEHLOPTOXIC at 8:59 am, Jul 05, 2006

Site Investigation Report

Former GE Caral Manufacturing Facility
578 Cleveland Avenue
Albany, California 94710

June 20, 2006
33104-004583.03

Prepared for
GE HEALTHCARE
389 Oyster Point Blvd. Suite 8
South San Francisco, California 94080

Clayton Group Services, Inc.
A Bureau Veritas Company
6920 Koll Center Parkway
Pleasanton, California 94566
925.426.2600
www.us.bureauveritas.com



CONTENTS

<u>Section</u>	<u>Page</u>
Executive Summary	i
1.0 INTRODUCTION	1
1.1 BACKGROUND	1
1.2 SITE DESCRIPTION	2
1.3 GEOLOGICAL SETTING.....	2
1.3.1 Regional Geology.....	2
1.3.2 Site Geology.....	3
2.0 PREVIOUS INVESTIGATION DATA	3
2.1 NORTH YARD	3
2.2 OIL/WATER SEPARATOR.....	3
2.3 WEST OF WAREHOUSE.....	4
2.4 GROUNDWATER	4
2.5 BETTS AND HYDROTEL SUMPS	4
3.0 SAMPLE AND ANALYSIS SCOPE OF WORK	4
3.1 PRE-FIELD ACTIVITIES	5
3.1.1 Obtaining Permits and Access Agreements	5
3.1.2 Locate Utilities.....	5
3.1.3 Health and Safety Plan	6
3.2 FIELD ACTIVITIES	6
4.0 SUMMARY OF DATA RESULTS	7
4.1 SOIL SAMPLE RESULTS	7
4.1.1 North Yard.....	8
4.1.2 West of Warehouse.....	8
4.1.3 Inside the Warehouse	9
4.2 GROUNDWATER SAMPLES.....	9
5.0 SITE INVESTIGATION CONCLUSIONS AND RECOMMENDATIONS	10



(Continued)

Tables

- 1 Soil Samples Collected During May 2004 Phase I Update that Exceeded RWQCB ESLs
- 2 Summary of Soil Analytical Results – Total Petroleum Hydrocarbons
- 3 Summary of Soil Analytical Results – Volatile Organic Compounds
- 4 Summary of Soil Analytical Results – Total Metals
- 5 Summary of Soil Analytical Results – Polychlorinated Biphenyls
- 6 Summary of Groundwater Analytical Results – Total Petroleum Hydrocarbons
- 7 Summary of Groundwater Analytical Results – Volatile Organic Compounds
- 8 Summary of Analytical Results – Pentachlorophenol

Figures

- 1 Site Location Map
- 2 Facility Site Plan

Appendices

- A Drilling Permits
- B Soil Boring Logs
- C Laboratory Analytical Data Sheets
- D Non-Hazardous Waste Manifest



EXECUTIVE SUMMARY

Clayton Group Services, Inc., (Clayton) a *Bureau Veritas* company, completed a site investigation on behalf of GE Healthcare (GE) at the former GE facility located at 578 Cleveland Avenue in Albany, California (the "Site") (Figures 1 and 2). The purpose of this site investigation was to provide additional site data as requested by the Alameda County Health Care Services Agency (the County) in its letter dated October 13, 2005 in association with SLIC Case NO. RO0002874.

In February 2006 and May 2006, Clayton completed the site investigation according to the Site Investigation Workplan submitted to the County on December 27, 2005.

As required, Clayton prepared this Site Investigation Report which includes a description of the subject property, summary of investigative methodologies, figures depicting the sample locations, permits, data tables, certified laboratory analytical data sheets, findings, conclusions, and recommendations.

At the request of the County, Clayton is also working with the State Water Resources Control Board (SWRCB) to submit the analytical data electronically to the Geotracker website. Additionally, Clayton will electronically submit a complete copy of the report to the SWRCB Geotracker website in PDF format.

Previous Investigations

GE completed a limited site investigation and reported the findings in May 2004. During that investigation, isolated contamination in soil was identified in the North Yard area (Figure 2), at approximately 1.5 to 5 feet below ground surface (bgs). The data indicated the contamination was present in a narrow lens and did not continue into deeper soil. In 2004, Clayton completed four excavations in the North Yard to remove the impacted soil. After completing the excavations, Clayton collected soil samples from the sidewalls and base of each excavation that confirmed the residual concentrations of contaminants were not present or were below the Regional Water Quality Control Board's Environmental Screening Levels (ESLs).

Scope of Work for Current Site Investigation

In February 2006, Clayton completed 17 borings and collected soil and grab groundwater samples from below. Nine borings were completed in the North Yard, two east of the North Yard, one indoors, and five borings were completed west of the warehouse; soil samples were collected from each soil boring at 1 to 3 feet bgs and 6 feet bgs. Clayton collected three grab groundwater samples at depths of 35 to 40 feet bgs from upgradient and downgradient property lines. A fourth grab groundwater sample could not be collected as proposed in the Workplan due to a lack of water in the boring. In May 2006, Clayton completed borings at 11 of the previous 17 locations to collect shallower soil samples at the request of the County following submittal of a previous version of this report.

Soil samples collected in the North Yard were analyzed for total petroleum hydrocarbons (TPH) as gasoline, diesel, and motor oil (multiscan) by EPA Method 8015. Silica gel cleanup was used for the extractable TPH analysis. In addition, the soil samples were analyzed for the Title 22 CAM17 metals by EPA Methods 6000/7000 and volatile organic compounds (VOCs) by EPA Method 8260. Soil samples



Executive Summary

(Continued)

collected west of the warehouse were analyzed for the Title 22 CAM17 metals by EPA Methods 6000/7000 and PCBs by EPA Method 8082.

Groundwater samples were analyzed for TPH quantified for gasoline, diesel, and motor oil (multiscan) by EPA Method 8015. Silica gel cleanup was used for the extractable TPH analysis. Groundwater samples were also analyzed for pentachlorophenol by EPA Method 8270 and VOCs by EPA Method 8260.

Copies of laboratory analytical data sheets are included in Appendix C. Tables 2 through 8 include summaries of the soil and groundwater sample results.

Conclusions and Recommendations

TPH and VOCs were detected in soil samples, but none exceeded the ESLs except for TPH as diesel (TPH-d) at two locations (SB-2-1.5' and SB-5-1.5'). These detections were isolated since the concentrations detected in the samples collected one to two feet deeper at these locations were below the TPH-d ESL.

PCBs were not detected in the soil samples. TPH was detected in groundwater samples, but none exceeded ESLs. Pentachlorophenol was not detected in soil or groundwater samples. With a few exceptions, the soil and groundwater samples were below the most conservative RWQCB ESLs, which are for shallow soil and assume the groundwater is a source of drinking water. Some metals in soil exceeded the ESLs in isolated samples; however, the concentrations appear to be within the range of regional background values. Lead was detected in one sample at a depth of 1 foot bgs at SB-14-1' at a concentration of 720 mg/kg which is below the commercial/industrial ESL. The concentrations of lead in deeper samples in this location were two orders of magnitude less than the shallow sample. Therefore, the lead detection at SB-14-1' appears isolated.

VOCs were detected in groundwater up and downgradient of the site slightly in excess of the most conservative ESLs; however, it is very unlikely that groundwater could be used as a drinking water source based on the site's proximity to the Bay.

The current data indicate there are no significant contamination issues in the areas sampled, and the concentrations reported in 2004 have decreased significantly following remediation. For example, in boring B-2, TPH as gasoline (TPH-g) has declined from 1,800 milligrams per kilogram (mg/kg) in 2004 to 2.8 mg/kg in 2006. Trichloroethene and cis-1,2-dichloroethane were reported with a maximum concentration of 29 mg/kg in 2004 and have both declined three orders of magnitude with a maximum concentration of 0.081 mg/kg detected in 2006. The reduced concentrations can be attributed to (1) the remedial activities in the North Yard in 2004/2005 and (2) natural attenuation of residual organic chemicals over the last two to three years.

Based on the results of the 29 soil samples and three groundwater samples, the remedial activities were very effective, and there is no significant residual contamination at this Site. Clayton recommends the SLIC case be closed with no further investigation or remediation action.



1.0 INTRODUCTION

Clayton Group Services, Inc., (Clayton) a *Bureau Veritas* company, completed a Site Investigation on behalf of GE Healthcare (GE) at the former GE facility located at 578 Cleveland Avenue in Albany, California (the "Site") (Figures 1 and 2). The Site Investigation was completed in response to an October 13, 2005 letter from the Alameda County Health Care Services Agency (the County). In February 2006 and May 2006, Clayton completed the site investigation according to the Site Investigation Workplan submitted to the County on December 27, 2005.

As required, Clayton prepared this Site Investigation Report which includes a description of the subject site, summary of investigative methodologies, figures depicting the sample locations, permits, data tables, certified laboratory analytical data sheets, findings, conclusions, and recommendations.

At the request of the County, Clayton is also working with the State Water Resources Control Board (SWRCB) to submit the analytical data electronically to the Geotracker website. Additionally, Clayton will electronically submit a complete copy of the Site Investigation Report to the SWRCB Geotracker website in PDF format.

1.1 BACKGROUND

Caral was a wholly-owned subsidiary of GE Healthcare. The standard industrial code for Caral was 3499, designated fabricated metal products. The facility was operated as a machine shop beginning in the 1950s, and Caral provided machining and fabrication services to a number of clients, including GE Healthcare. The onsite equipment included milling machines, lathes, drill presses, bridge cranes, welding equipment, saws, grinders, and other tools. In early 2004, GE Healthcare announced that Caral would cease operations and close. In May 2004, Environmental Resources Management (ERM) completed a Phase I Update with the results of soil, sediment, and groundwater sampling completed at the Site in September and October 2001 and February 2002. GE ceased manufacturing operations at the Site in mid-2004.

In 2004 and 2005, Clayton assisted GE with completing environmental closure activities including collecting soil samples, excavating contaminated soil, and collecting confirmation samples. The soil sampling and excavation activities were completed indoors and outdoors at the Site. Four excavations were completed in the North Yard (Figure 2) in the areas of former borings B-2, B-4, B-9, and B-10. In addition, Clayton completed an indoor and outdoor excavation related to the former Hydrotel Sump. The excavation activities for each area were expanded until sidewall and base soil samples confirmed that concentrations of contaminants were not present or were below the Regional Water Quality Control Board's Environmental Screening Levels (ESLs) for shallow soil at industrial facilities.

Clayton submitted a Closure Report to GE on May 24, 2005. GE submitted the Closure Report to the County and requested the County review the report and provide case closure. The County sent a letter on October 13, 2005 requesting additional soil and groundwater investigation at the Site and issued GE a SLIC Case number, NO. RO0002874. In its letter, the County requested that further investigation be completed to confirm current soil and groundwater quality at the site.



1.2 SITE DESCRIPTION

The Site is located on an approximately 60,000-square foot property in an industrial area between two major freeways near the eastern portion of the San Francisco Bay (Figure 1). Adjacent land uses around the Site include the following:

- North: City of Albany maintenance yard
- South: retail store
- East: Cleveland Avenue and Highway 80
- West: Union Pacific Railroad tracks and Highway 580

The nearest residential area is a development of high-rise apartments/condominiums located approximately one-half mile to the east across Highway 80.

The Site is developed with a single, approximately 30,000 square foot warehouse building (Figure 2). All machine tools have been removed from the Site. All hazardous materials and hazardous wastes were removed and appropriately disposed or recycled offsite. In addition, the following Site equipment shown in Figure 2 was removed during the facility closure activities: oil/water separator, steam cleaning tray, and the cyclone unit.

1.3 GEOLOGICAL SETTING

1.3.1 Regional Geology

Regional geology at the site includes the East Bay Plain, which overlies a flank of a broad Franciscan bedrock depression, the core of which is roughly centered under the San Francisco Bay. The Hayward Fault and the San Andreas Fault form the eastern and western boundaries of the depression. The geologic units can be divided into two groups: 1) consolidated bedrock of Jurassic, Cretaceous, and Tertiary age and 2) unconsolidated sediments of Pleistocene and Holocene age. Bedrock forms the bottom and eastern boundary of the Basin. The bedrock is structurally complex and includes the Franciscan Complex (melanges, serpentines, and ultramafic rocks) and the Great Valley Sequence (shale, sandstone, and conglomerate). The unconsolidated sediments have a variable thickness, but are up to 1,000 feet thick in their deepest areas.

Shallow groundwater-bearing units are defined as the units above the Yerba Buena Mud (Artificial Fill, San Antonio/Merritt/Posey Member, and Temescal Formation). Deeper groundwater-bearing units are defined as the units below the Yerba Buena Mud (Unnamed member of the Alameda Formation and Santa Clara Formation). The groundwater flow direction generally correlates to topography and flows east to west from the Hayward Fault to the San Francisco Bay.



1.3.2 Site Geology

Based on site investigation data, soils in the upper 20 feet beneath the Site consist of fill material, clayey silts and sands. Deeper soil appears to contain bedrock or similar material, which caused refusal of the drill rigs. Groundwater is not prevalent in the upper 30 feet beneath the Site. Additionally, groundwater was slow to recharge in the temporary wells advanced during this investigation for the collection of grab groundwater samples, indicating there is no defined aquifer in the upper 30 feet beneath the Site.

2.0 PREVIOUS INVESTIGATION DATA

Below is a summary of the contaminants detected in previous investigation and a summary of the County's requests for additional soil or groundwater data. The previous investigation results are documented in a Phase I Update report dated May 2004. Table 1 includes a summary of the soil concentrations from the Phase I Update that exceeded the RWQCB ESLs for shallow soil at industrial sites.

2.1 NORTH YARD

The previous investigation reported detections in soil of total petroleum hydrocarbons as gasoline (TPH-g) up to 1,800 milligrams per kilogram (mg/kg), and total extractible petroleum hydrocarbons as diesel (TEPH-d) up to 5,300 mg/kg in the North Yard area. The highest TPH concentrations typically were detected in the shallower samples, with deeper samples from the same borings having concentrations one to two orders of magnitude less. For example, in boring B-9, total petroleum hydrocarbons as diesel (TPH-d) was detected at 1.25 feet bgs at 1,400 mg/kg and at 2.5 feet bgs at only 27 mg/kg. Based on this data, Clayton completed an over-excavation of the areas around borings B-2, B-4, B-9, and B-10. Sidewall and base samples collected after the excavation confirmed that residual TPH concentrations were below the RWQCB ESLs.

Trichloroethene and cis-1,2-dichloroethene were detected up to 29 mg/kg in soil samples in boring B-2 at depths of 1.25 and 1.75 feet bgs. The RWQCB ESLs for trichloroethene and cis-1,2-dichloroethene respectively are 0.46 mg/kg and 0.19 mg/kg.

Total chromium and nickel were detected in soil samples in borings B-9 and B-10 up to 270 mg/kg and 220 mg/kg, respectively. The RWQCB ESL is 58 mg/kg for total chromium and 150 mg/kg for nickel. The deeper soil samples at borings B-9 and B-10 were below the RWQCB ESLs for total chromium and nickel.

Metals, VOCs, and TPH concentrations for soil samples from borings B-1 and B-3 (Figure 2) were all below the laboratory reporting limits or the applicable RWQCB ESLs.

2.2 OIL/WATER SEPARATOR

During the previous investigation, TPH-g was detected at 26 mg/kg in soil in boring B-4 at 1.5 feet bgs but not detected above the laboratory reporting limit of 1.0 mg/kg in a deeper sample from the same boring at



5.0 feet. TPH-d was detected at 82 mg/kg in soil in boring B-4 at 1.5 feet bgs but was present at a significantly lower concentration of 3.5 mg/kg in a deeper sample in the same boring at 5.0 feet.

In 2004, Clayton removed and pressure-washed the oil/water separator and associated steam-cleaning tray to remove waste oil and sludge. Clayton also excavated approximately 10 cubic yards of soil near B-4 to a depth of 3.3 feet bgs in the area of the former oil/water separator. Confirmation samples collected after the excavation indicated that TPH-g and TPH-d concentrations were well below the RWQCB ESL of 100 mg/kg.

2.3 WEST OF WAREHOUSE

During the previous investigation, arsenic was detected at 2,200 mg/kg in soil in boring B-5 at 1.5 feet bgs. The RWQCB ESL for arsenic is 5.5 mg/kg. The subsequent sample at 5 feet bgs reported arsenic was not detected above the laboratory reporting limit of 5.0 mg/kg. The arsenic detection appears to be an anomaly since there were no detections greater than 5.4 mg/kg in the remaining 18 samples.

Lead and total chromium were detected in soil in SS-1 at 630 and 250 mg/kg, respectively. The RWQCB ESL for lead is 750 mg/kg and for nickel is 150 mg/kg. Polychlorinated biphenyls (PCBs) were detected in soil in SS-1 up to 240 mg/kg. The RWQCB ESL for PCBs is 0.74 mg/kg.

2.4 GROUNDWATER

In 2004, Clayton did not encounter groundwater during the excavations and investigations completed to depths of almost 10 feet bgs. In 2002, ERM attempted to collect groundwater samples from eleven borings at the Site (Figure 2). ERM was unable to collect a groundwater sample in ten of the eleven borings, and collected one sample from boring B-4 (Figure 2) at 10 feet bgs for analysis of TPH, volatile organic compounds (VOCs), semi-volatile organic compounds (SVOCs), PCBs, and metals.

Pentachlorophenol was detected in the groundwater sample at a concentration of 210 micrograms per liter (ug/L). The RWQCB ESL for pentachlorophenol in groundwater is 1 ug/L. TPH-d was detected at a concentration of 150 ug/L. The RWQCB ESL for TPH-d in groundwater is 100 ug/L.

2.5 BETTS AND HYDROTEL SUMPS

The County did not request further investigation of the Betts Sump and Hydrotel Sump. Clayton's investigation in 2004 determined there was no significant soil contamination associated with the Betts Sump. In 2004 and 2005, Clayton removed the soil contaminated with TPH and associated with the Hydrotel Sump.

3.0 SAMPLE AND ANALYSIS SCOPE OF WORK

In its October 2005 letter, the County requested that further investigation including soil and groundwater sampling be completed as described below.

Collect soil samples in the following areas:



- North Yard to confirm that contamination is not present outside the areas excavated in 2004 and 2005
- In the area of the oil/water separator to confirm that contaminated soils were adequately removed
- In the area of the former steam cleaning tray east of the separator, including the area where drainage from the steam cleaning tray may have flowed at the surface. (Drainage from the oil/water separator and steam cleaning tray reportedly discharged through a hose connecting to the sewer; therefore, this area was not previously investigated)
- From around boring B-5 to confirm the previous arsenic concentration.
- In the area of borings B-5 and SS-1 west of the warehouse to define the lateral and vertical extent of elevated concentrations of metals and PCBs in soil.

Collect groundwater samples to assess the potential for source areas at the Site, based on upgradient and downgradient concentrations.

On December 27, 2005, Clayton developed a Site Investigation Workplan to address the County's requests. The Site Investigation Workplan identified soil and groundwater sample locations in the North Yard and west of the warehouse. Clayton discussed this plan with the County and determined it would be prudent to collect transect soil samples in the North Yard to complement the original samples and excavation confirmation samples. Clayton selected groundwater sample points near the property lines to identify upgradient and end of property concentrations. The scope of work for the Site Investigation is presented below

3.1 PRE-FIELD ACTIVITIES

The purpose of the pre-field activities was to appropriately plan the work and to ensure that onsite personnel were prepared for potential safety hazards at the property. Prior to conducting the field activities Clayton obtained required drilling permits, obtained access from the property owner, located utilities, and completed a health and safety plan.

3.1.1 Obtaining Permits and Access Agreements

Before commencing field activities, Clayton obtained the required drilling permits from the Alameda County Public Works Agency (Appendix A). Site access was also secured from the property owner prior to initiating field activities.

3.1.2 Locate Utilities

Clayton contacted Underground Service Alert to mark underground utilities in the vicinity of the proposed borings a minimum of 48 hours prior to the commencement of field activities. Clayton also contracted with a private utility locator to clear safe drilling locations and mark subsurface utilities in the project areas.



3.1.3 Health and Safety Plan

Clayton developed a site-specific health and safety plan (HASP) for the Site Investigation detailing the work to be performed, safety precautions, emergency response procedures, nearest hospital information and onsite personnel responsible for managing emergency situations. A copy of the HASP was kept onsite during the field activities.

3.2 FIELD ACTIVITIES

The soil and groundwater drilling and sampling were completed during four field days on February 16 and 17, 2006 and May 25 and 26, 2006. This work was performed under the oversight of the Alameda County Public Works Agency. Clayton contracted with a California licensed (C-57) driller to operate a truck-mounted direct-push drill rig to advance the soil borings. We used limited access drilling equipment to collect the soil samples west of the warehouse (Figure 2). Soils were continuously cored in the direct push borings. The soil was inspected for lithology and physical indications of impact (i.e., odors, discoloration, and vapor readings).

Drilling and sampling equipment (truck mounted drilling equipment) was steam cleaned prior to drilling each boring, as appropriate. Sampling equipment was also cleaned between coring using a triple rinse method. The initial rinse consisted of an Alconox and water solution, followed by a tap water rinse (second rinse) and deionized water rinse (final rinse). Decontamination wastewater was pumped from the driller's self-contained decontamination unit and placed into metal 5-gallon buckets and 55-gallon drums.

Soil cores were logged for lithological content using the Unified Soil Classification System (USCS) as a guide, and for relative moisture content, competency, and other observable distinguishing characteristics (for example: thickness of pavement, rootlets, chemical staining or odor). The soil boring logs are included in Appendix B. Soil samples were selected from each borehole and placed into a sealed plastic bag for field screening using a PID to evaluate for the presence of ionizable or volatile vapors that may collect in the headspace of the bag. Field observations were entered onto exploratory soil boring log sheets (Appendix B).

Clayton selected two soil samples from each boring location, and in some instances, three samples: one at near surface or a depth of 1 to 3 feet bgs and one at a depth of 6 feet bgs. In the North Yard, there was an asphalt and base rock cover that was approximately one to two feet thick. Clayton used a concrete corer to remove the surface prior to collecting the samples in this area.

For each sample, a 6-inch long section was cut from the acetate sample tube, sealed with Teflon tape, capped, labeled, and placed in a pre-chilled ice chest. There were no indications of staining, odor, or elevated photoionization detector (PID) readings observed in the soil cores over an interval of several feet. Therefore, additional soil samples were not collected.

Clayton collected grab groundwater samples from borings located on the upgradient (east) and downgradient (west) property lines and within the North Yard using a limited access drill rig. Boreholes



SB-9-W, SB-10-W, SB-11-W, and SB-12-W as shown in Figure 2 were developed as temporary well points for collecting grab-groundwater samples.

The boreholes for groundwater sampling were advanced to a total depth of 30 to 40 feet bgs before drilling refusal. A temporary one-inch outer diameter polyvinyl chloride (PVC) casing was placed into each open borehole. The lower portion of the casing in each temporary well was slotted screen. The slotted screen varied from 10 to 20 feet in length for the four temporary well locations. Initially, there was little or no groundwater present in each temporary well. Clayton allowed the PVC casing to set in each temporary well for 30 to 45 minutes, which allowed groundwater to collect prior to bailing. Each grab groundwater sample was collected using a new disposable bailer and transferred into appropriate laboratory-supplied containers. Groundwater was not encountered in SB-12-W within 45 minutes. Since a groundwater sample was not feasible from SB-12-W, Clayton elected to collect a soil sample from the bottom of the borehole to gather available information about the subsurface condition.

After the sampling was completed, the temporary well casings were extracted, and the soil and temporary groundwater well borings were filled to the ground surface with cement grout as required by the Alameda County Public Works Agency.

The sample containers were capped and sealed, labeled with the identifying project information and placed on ice inside an insulated ice chest for transportation to the analytical laboratory. Chain of custody documentation also accompanied the samples to the analytical laboratory.

Investigation-derived wastes generated during the field activities consisted of soil cuttings and decontamination water. The waste was placed into metal 5-gallon buckets and 55-gallon drums, labeled, and stored on site. The analytical results presented in Section 4 indicate the investigation-derived wastes are non-hazardous. GE disposed of the investigation-derived wastes offsite at an appropriate non-hazardous waste facility. A copy of the non-hazardous waste manifest for the investigation-derived wastes is included in Appendix D.

4.0 SUMMARY OF DATA RESULTS

Clayton submitted the soil and grab groundwater samples for analysis to Curtis & Tompkins, Ltd., a State of California-certified analytical laboratory. Copies of laboratory analytical data sheets are included in Appendix C. Tables 2 through 8 include summaries of the soil and groundwater sample results. Clayton compared the analytical results for the soil and grab groundwater samples to the current Regional Water Quality Control Board's Environmental Screening Levels (ESLs) for shallow soil at industrial facilities. As appropriate, we included the ESLs in the data summary tables.

4.1 SOIL SAMPLE RESULTS

Soil sample results for this investigation are presented in Tables 2 through 5.



4.1.1 North Yard

Soil samples collected in the North Yard (SB-1 through SB-9) were analyzed for TPH gasoline, diesel, and motor oil (multiscan) by EPA Method 8015. Silica gel cleanup was used for the extractable TPH analysis. In addition, the soil samples were analyzed for the Title 22 CAM17 metals by EPA Methods 6000/7000 and volatile organic compounds (VOCs) by EPA Method 8260.

- TPH results—TPH-g was not detected in the samples. TPH-d and total petroleum hydrocarbons as motor oil (TPH-mo) showed limited detection, with no results at or above their respective RWQCB ESLs of 100 and 500 mg/kg except for TPH as diesel (TPH-d) at two locations (SB-2-1.5' and SB-5-1.5'). These detections were isolated since the concentrations detected for the samples collected one to two feet deeper at these locations were below the TPH-d ESL.
- Total Metals results—None of the metal concentrations exceeded RWQCB ESLs, with the exception of isolated detections of arsenic, barium, cobalt, and lead. Arsenic was detected with a maximum concentration of 13 mg/kg which is slightly above the 5.5 mg/kg residential and commercial/industrial ESLs; however, the detected arsenic concentrations are consistent with the range known to exist in urban settings within the Bay Area. Cobalt was detected in one of 25 soil samples with a maximum concentration of 44 mg/kg at SB-3-6' which exceeds the residential and commercial ESLs of 10.5 mg/kg. Barium and lead were detected in two isolated samples of the 25 soil samples with concentrations slightly above the residential ESLs and did not exceed the commercial/industrial ESLs.
- VOC results—VOCs were not detected in the soil samples in the North Yard except for low concentrations of acetone, 2-butanone (methyl ethyl ketone), cis-1,2-dichloroethene, methylene chloride, and trichloroethene. The analytical laboratory indicated that the methylene chloride was a laboratory contaminant introduced in the solvent extraction process. Acetone, 2-butanone, cis-1,2-dichloroethene and trichloroethene were detected at very low concentrations in eight of 25 soil samples and all reported VOC concentrations were below the residential and commercial/industrial ESLs. According to GE Healthcare, the onsite operations did not include the use of chlorinated solvents, of which these VOCs are chemical degradation products. Therefore, the source of these compounds is unknown.

4.1.2 West of Warehouse

Soil samples collected west of the warehouse (SB-13 through SB-17) were analyzed for the Title 22 CAM17 metals by EPA Methods 6000/7000 and PCBs by EPA Method 8082.

- Total Metals results—Metals were detected in the soil samples. None of the metals concentrations exceeded the applicable RWQCB ESLs except for the following:
 - Antimony was detected in one isolated shallow sample of the 15 soil samples with a concentration of 8.3 mg/kg at SB-14-1' that slightly exceeded the residential ESL of 6 mg/kg and did not exceed the commercial ESL of 40 mg/kg. The two deeper soil samples at this location did not have detectable concentrations of antimony.



- Cobalt was detected in three isolated samples of the 15 soil samples with a maximum concentration of 22 mg/kg that exceeded the residential and commercial/industrial ESLs of 10.5 mg/kg. The deeper soil samples at these locations had lower detections of cobalt that were below the ESL, except for SB-14-3' with a cobalt detection of 11 mg/kg that slightly exceeded the 10.5 mg/kg ESL.
- Lead was detected in two isolated samples of the 15 soil samples with a maximum concentration of 720 mg/kg at SB-14-1' that exceeded the residential ESL of 150 mg/kg and did not exceed the commercial ESL of 750 mg/kg. The deeper soil samples at these locations had detectable concentrations of lead that were all less than the residential and commercial/industrial ESLs. The concentrations of lead in deeper samples in this location were two orders of magnitude less than the shallow sample. Therefore, the lead detection at SB-14-1' appears isolated.
- PCB results—PCBs were not detected in the soil samples.

4.1.3 Inside the Warehouse

Clayton attempted to collect a groundwater sample from SB-12-W, the boring inside the warehouse near the west side of the property. However, the temporary well casing did not yield groundwater within 45 minutes. Since it was not feasible to collect a groundwater sample from SB-12-W at refusal (30 feet bgs), Clayton instead collected a soil sample at 30 feet bgs and analyzed it for TPH, VOCs, total metals, and pentachlorophenol.

- TPH results—TPH-g was not detected. TPH-d and TPH-mo were detected at 3 and 16 mg/kg, respectively, which do not exceed their respective ESLs of 100 and 500 mg/kg.
- VOCs results—No VOCs were detected.
- Total Metals results—Metals were detected in the soil sample. None of the metals concentrations exceeded the applicable RWQCB ESLs, with the exception of total chromium, detected at 78 mg/kg, which slightly exceeds the 58 mg/kg ESL.
- Pentachlorophenol results—Pentachlorophenol was not detected.

4.2 GROUNDWATER SAMPLES

The groundwater samples (SB-9-W, SB-10-W, and SB-11-W) were analyzed for TPH-g -d, and -mo (multiscan) by EPA Method 8015. Silica gel cleanup was used for the extractable TPH analysis. Groundwater samples were also analyzed for pentachlorophenol by EPA Method 8270 and VOCs by EPA Method 8260. Groundwater sample results are presented in Tables 6 through 8.

- TPH results for groundwater—TPH-mo was not detected in the groundwater samples. TPH-g was detected only in SB-9-W at 88 ug/L, and TPH-d was detected only in SB-9-W at 92 ug/L, both of which are below the 100 ug/L RWQCB ESL.



- VOC results—VOCs were not detected in the groundwater samples except for cis-1,2-dichloroethene, 1,2-dichloroethane, acetone, benzene, trichloroethene, naphthalene, and vinyl chloride, as shown on Table 7. VOCs slightly exceeded the groundwater RWQCB ESLs and were detected both upgradient and downgradient of the Site. The detections that exceeded RWQCB ESLs are benzene (1.1 ug/L) in SB-11-W (upgradient); cis-1,2-dichloroethene (21 ug/L), 1,2-dichloroethane (3.5 ug/L), and vinyl chloride (0.8 ug/L) in SB-10-W (downgradient); and cis-1,2-dichloroethene (at 29 ug/L) and benzene (1.7 ug/L) in SB-9-W. The corresponding ESLs are 1.0 ug/L for benzene, 6 ug/L for cis-1,2-dichloroethene, 0.5 ug/L for 1,2-dichloroethane, 0.5 ug/L for vinyl chloride.

These concentrations do not appear to warrant any further investigation remediation because they slightly exceeded the ESLs, the groundwater in the area is unlikely to be used for drinking water, and there were detections in the upgradient and downgradient samples.

5.0 SITE INVESTIGATION CONCLUSIONS AND RECOMMENDATIONS

TPH and VOCs were detected in soil samples, and with a few isolated exceptions, none exceeded the ESLs. PCBs were not detected in the soil samples. TPH was detected in groundwater samples, but none exceeded ESLs. Pentachlorophenol was not detected in soil or groundwater samples. With a few exceptions, the soil and groundwater samples were below the most conservative RWQCB residential ESLs, which are for shallow soil and assume the groundwater is a source of drinking water. Some metals in soil exceeded the ESLs; however, the concentrations appear to be isolated and within the range of regional background values. VOCs were detected in groundwater upgradient and downgradient of the Site slightly in excess of the most conservative ESLs; however, it is very unlikely that groundwater could be used as a drinking water source based on the site's proximity to the Bay.

The current data indicate there are no significant contamination issues in the areas sampled, and the concentrations reported in 2004 have decreased significantly following remediation. For example, in boring B-2, TPH-g has declined from 1,800 milligrams per kilogram (mg/kg) in 2004 to 2.8 mg/kg in 2006. Trichloroethene and cis-1,2-dichloroethane have declined from maximums of 29 mg/kg in 2004 to almost three orders of magnitude less at a maximum of 0.081 mg/kg in 2006. The reduced concentrations can be attributed to the successful removal action in the North Yard in 2004/2005, and natural attenuation of residual organic chemicals over the last two to three years.

Based on the results of the 40 soil samples and three groundwater samples, the remedial activities were very effective, and there is no significant residual contamination at this Site. Clayton recommends the SLIC case be closed with no further investigation or remediation action.



This report prepared by:

Michael J. Zimmerman, P.E., R.E.A.
Senior Project Manager
Environmental Services
Clayton Group Services, Inc.

This report reviewed by:

Jon A. Rosso, P.E.
Director
Environmental Services
Clayton Group Services

June 20, 2006

Clayton Project No. 33104-004583.03



TABLES

TABLE 1
Soil Samples Collected During May 2004 Phase I Update that Exceeded RWQCB ESLs
Former GE Caral Manufacturing Facility
578 Cleveland Avenue
Albany, California

Sample Number and Depth of Sample	TPH-g (mg/kg)	TPH-d (mg/kg)	cis-1,2-DCE (mg/kg)	TCE (mg/kg)	Arsenic (mg/kg)	Cadmium (mg/kg)	Chromium (mg/kg)	Cobalt (mg/kg)	Copper (mg/kg)	Lead (mg/kg)	Nickel (mg/kg)	Thallium (mg/kg)	Zinc (mg/kg)
North Yard													
B-1-1.75'	<1.0	<1.0	<0.2	<0.25	<5	<0.05	15	3.1	6.9	4.8	18	41	27
B-2-1.25'	1,800	5,300	5.8	29	<5	<0.5	53	8.5	1.3	3.8	46	<25	13
B-2-1.75'	170	140	9.1	14	5.4	<0.5	23	5.5	1.9	2.5	23	<25	12
B-3-1.0'	<1.0	<1.0	<0.2	<0.2	<5	<0.5	13	4	6.7	3.3	9.2	11	19
B-4-1.5'	26	82	<0.4	<0.4	<5	<0.5	100	37	34	2,200	220	<25	52
B-4-5.0'	<1.0	3.5	<0.4	<0.4	<5	<0.5	120	46	5.8	22	240	<25	60
B-9-1.25'	8	1,400	<0.2	<0.2	<5	<0.5	260	23	24	6.2	200	<5	11
B-9-2.5'	<1.0	27	<0.2	<0.2	<5	<0.5	33	11	3.2	6.1	28	<5	14
B-10-1.5'	<1.0	17	<0.2	<0.2	<5	<0.5	270	23	32	<1.0	220	<5	12
B-10-3.0'	11	8.2	<0.2	<0.2	<5	<0.5	77	11	<0.5	2.8	66	5.9	14
West of Warehouse													
SS-1	<2.0	66	<0.2	<0.2	<5	12	410	14	280	630	250	24	4,900
B-5-1.5'	<1.0	<1.0	<0.4	<0.4	2,200	3.5	8.6	<0.5	<0.5	3.2	<1.0	<25	<1
B-5-5.0'	<1.0	<1.0	<0.4	<0.4	<5	<0.5	290	26	34	3.8	200	<25	30
Other Area Onsite													
B7-1.5'	<1.0	1.8	<0.2	<0.2	<5	<0.05	20	16	3.7	6.4	14	<5	15
Residential ESL (Note 3)	100	100	0.19	0.46	5.50	1.67	58	10.48	225	150	150	1	600
Commercial/ Industrial ESL (Note 4)	100	100	0.19	0.46	5.50	7.40	58	10.48	225	750	150	12.66	600

Note 1: Soil Samples were collected by ERM in October 2001 and February 2002 at the GE Caral Site. Results were provided in May 2004 Phase I Update Report.

Note 2: Items in boldface exceed the RWQCB ESL.

Note 3: Regional Water Quality Control Board (RWQCB) Environmental Screening Level (ESL) in shallow soil at residential sites, February 2005. For comparison purposes only since the site is not zoned nor intended to have residential receptors onsite.

Note 4: RWQCB ESL in shallow soil at industrial sites, February 2005.

LEGEND

cis-1,2-DCE = cis-1,2-dichloroethene

PCBs = polychlorinated biphenyls

TCE = trichloroethene

TPH = total petroleum hydrocarbons; TPH-d = TPH as diesel, TPH-g = TPH as gasoline

TABLE 2
Summary of Soil Analytical Results-Total Petroleum Hydrocarbons
Former GE Caral Manufacturing Facility
578 Cleveland Avenue
Albany, California

Sample ID	Sample Date	Sample Depth (ft bgs)	TPH-g [C7-C12] (mg/Kg)	TPH-d [C10-C24] (mg/Kg)	TPH-mo [C24-C36] (mg/Kg)
SB-1-1'	5/25/2006	1	< 1.1	< 0.99	< 5.0
SB-1-3'	2/16/2006	3	< 1.1	< 1.0	< 5.0
SB-1-6'	2/16/2006	6	< 0.98	1.7	7.9
SB-2-1.5	5/26/2006	1.5	< 1.1	220	500
SB-2-3'	2/16/2006	3	< 1.1	54	110
SB-2-6'	2/16/2006	6	< 1.1	1.3	11
SB-3-1'	5/25/2006	1	< 1.0	38	120
SB-3-3'	2/16/2006	3	< 1.1	66	93
SB-3-6'	2/16/2006	6	< 0.95	< 1.0	< 5.0
SB-4-2'	5/25/2006	2	< 0.99	3.5	7.9
SB-4-3'	2/16/2006	3	< 0.93	2.1	< 5.0
SB-4-6'	2/16/2006	6	< 1.0	3.6	15
SB-5-1.5'	5/25/2006	1.5	2.8	280	250
SB-5-3'	2/16/2006	3	< 1.0	2.2	<5.0
SB-5-6'	2/16/2006	6	< 1.1	< 1.0	< 5.0
SB-6-1.5'	5/25/2006	1.5	< 1.1	4.9	14
SB-6-3'	2/16/2006	3	< 1.0	3.0	< 5.0
SB-6-6'	2/16/2006	6	< 1.0	3.9	14
SB-7-3'	2/16/2006	3	< 1.0	2.0	< 5.0
SB-7-6'	2/16/2006	6	< 1.1	1.6	7.3
SB-8-3'	2/16/2006	3	< 1.0	2.3	< 5.0
SB-8-6'	2/16/2006	6	< 1.1	1.6	< 5.0
SB-9-3'	2/16/2006	3	< 1.1	2.5	< 5.0
SB-9-6'	2/16/2006	6	< 1.1	1.8	< 5.0
SB-12-30'	2/17/2006	30	< 1.1	3.0	16
Residential ESL			100	100	500
Commercial/Industrial ESL			100	100	1,000

Notes:

- 1) All samples were analyzed by EPA Method 8015B w/silica gel cleanup by EPA Method 3630C.
- 2) TPH-g = C7-C12 = petroleum hydrocarbon chains in the gasoline range with 7-12 carbons
 TPH-d = C10-C24 = petroleum hydrocarbon chains in the diesel range with 10-24 carbons
 TPH-mo = C24-C36 = petroleum hydrocarbon chains in the motor oil range with 24-36 carbons
- 3) mg/Kg = milligrams per kilogram or parts per million (by weight).
- 4) ft bgs = feet below ground surface.
- 5) Bold concentrations were detected above the reporting limit.
- 6) < 1.0 indicates the analyte was not detected at or above the reporting limit of 1.0 mg/Kg.
- 7) ESL = SF Bay RWQCB Environmental Screening Level, February 2005.

TABLE 3
Summary of Soil Analytical Results-Volatile Organic Compounds
Former GE Caral Manufacturing Facility
578 Cleveland Avenue
Albany, California

Sample ID	Sample Date	Sample Depth (ft bgs)	Methylene Chloride See Note 9 (ug/Kg)	cis-1,2-Dichloroethene (ug/Kg)	Trichloroethene (ug/Kg)	Acetone (ug/Kg)	Methyl Ethyl Ketone or 2-Butanone (ug/Kg)
SB-1-1'	5/25/2006	1	< 18	< 4.5	< 4.5	< 22	< 8.9
SB-1-3'	2/16/2006	3	28	< 4.9	< 4.9	< 20	< 9.8
SB-1-6'	2/16/2006	6	< 19	< 4.6	< 4.6	< 19	< 9.3
SB-2-1.5'	5/26/2006	1.5	< 18	< 4.5	< 4.5	230	25
SB-2-3'	2/16/2006	3	31	< 4.7	< 4.7	< 19	< 9.4
SB-2-6'	2/16/2006	6	28	< 4.6	< 4.6	< 19	< 9.3
SB-3-1'	5/25/2006	1	< 20	< 4.9	< 4.9	< 25	< 9.8
SB-3-3'	2/16/2006	3	42	< 4.8	< 4.8	< 19	< 9.6
SB-3-6'	2/16/2006	6	41	< 4.6	< 4.6	< 19	< 9.3
SB-4-2'	5/25/2006	2	< 17	< 4.3	< 4.3	< 22	< 8.6
SB-4-3'	2/16/2006	3	35	< 5.0	< 5.0	< 20	< 10
SB-4-6'	2/16/2006	6	30	< 5.0	< 5.0	< 20	< 10
SB-5-1.5'	5/25/2006	1.5	< 19	29	25	< 23	< 9.3
SB-5-3'	2/16/2006	3	32	54	5.1	< 19	< 9.6
SB-5-6'	2/16/2006	6	30	32	< 4.7	< 19	< 9.4
SB-6-1.5'	5/25/2006	1.5	< 19	8.6	6.2	< 24	< 9.4
SB-6-3'	2/16/2006	3	45	33	81	< 19	< 9.6
SB-6-6'	2/16/2006	6	37	66	< 25	< 20	< 9.8
SB-7-3'	2/16/2006	3	< 19	5.1	< 4.6	< 19	< 9.3
SB-7-6'	2/16/2006	6	33	32	11	< 19	< 9.3
SB-8-3'	2/16/2006	3	45	< 4.5	< 4.5	< 19	< 8.9
SB-8-6'	2/16/2006	6	55	< 4.7	< 4.7	< 19	< 9.4
SB-9-3'	2/16/2006	3	31	< 4.6	< 4.6	< 19	< 9.3
SB-9-6'	2/16/2006	6	50	5.1	< 4.7	< 19	< 9.4
SB-12-30'	2/17/2006	30	<19	< 4.8	< 4.8	< 19	< 9.6
Residential ESL			77	187	260	504	3,900
Commercial/Industrial ESL			77	187	457	504	3,900

Notes:

- 1) All samples were analyzed by EPA Method 8260.
- 2) Only results above detection limit are shown. All other VOCs analyzed with EPA Method 8260 were below the respective reporting/detection limits.
- 3) ug/Kg = micrograms per kilogram or parts per billion (by weight).
- 4) ft bgs = feet below ground surface.
- 5) Bold concentrations were detected above the reporting limit.
- 6) < 4.9 indicates the analyte was not detected at or above the reporting limit of 4.9 ug/Kg.
- 7) ESL = SF Bay RWQCB Environmental Screening Level, February 2005.
- 8) N/A = Not Applicable - there is no applicable ESL for this analyte.
- 9) The laboratory confirmed that the methylene chloride detections were a laboratory contaminant that occurred during extraction of the samples for the 8015B analyses.

TABLE 4
Summary of Soil Analytical Results-Total Metals
Former GE Caral Manufacturing Facility
578 Cleveland Avenue
Albany, California

Sample ID	Sample Date	Sample Depth (ft bgs)	Antimony (mg/Kg)	Arsenic (mg/Kg)	Barium (mg/Kg)	Beryllium (mg/Kg)	Cadmium (mg/Kg)	Total Chromium (mg/Kg)	Cobalt (mg/Kg)	Copper (mg/Kg)	Lead (mg/Kg)	Mercury (mg/Kg)	Molybdenum (mg/Kg)	Nickel (mg/Kg)	Selenium (mg/Kg)	Silver (mg/Kg)	Thallium (mg/Kg)	Vanadium (mg/Kg)	Zinc (mg/Kg)
SB-1-1.0	5/25/2006	1	< 3.0	2.0	74	0.65	< 0.25	26	5.8	4.3	3.8	0.021	< 1.0	21	< 0.25	< 0.25	< 0.25	25	13
SB-1-3'	2/16/2006	3	< 2.1	2.0	53	0.51	< 0.17	17	4.5	1.6	5.0	0.034	< 0.69	14	< 0.17	< 0.17	< 0.17	20	7.5
SB-1-6'	2/16/2006	6	< 2.6	1.9	240	0.86	0.43	18	2.0	2.9	11	0.036	1.0	85	< 0.22	< 0.22	< 0.22	28	12
SB 2-1.5	5/26/2006	1.5	3.6	3.0	230	0.48	< 0.28	18	6.7	24	81	0.51	1.1	14	0.54	< 0.28	< 0.28	24	170
SB-2-3'	2/16/2006	3	< 1.9	4.4	130	0.39	0.59	14	5.9	14	33	0.15	< 0.62	13	< 0.15	< 0.15	< 0.15	19	140
SB-2-6'	2/16/2006	6	< 2.3	2.2	60	0.34	< 0.20	22	3.9	4.3	4.3	0.023	< 0.78	16	< 0.20	< 0.20	< 0.20	25	13
SB-3-1'	5/25/2006	1	< 3.0	13	190	0.48	< 0.25	22	5.8	43	110	0.44	2.7	21	< 0.25	< 0.25	< 0.25	23	130
SB-3-3'	2/16/2006	3	< 2.4	10	780	0.53	0.41	16	6.4	43	230	0.38	2.5	21	< 0.20	< 0.20	< 0.20	24	110
SB-3-6'	2/16/2006	6	< 2.7	2.2	90	0.53	< 0.22	21	44	5.8	6.5	< 0.017	< 0.89	26	< 0.22	< 0.22	< 0.22	23	15
SB-4-2'	5/25/2006	2	< 3.0	2.9	53	0.65	< 0.27	42	8.1	8.9	5.0	< 0.020	< 1.0	32	< 0.27	< 0.27	< 0.27	31	21
SB-4-3'	2/16/2006	3	< 2.6	3.3	1,300	0.55	< 0.22	27	4.6	6.7	4.9	0.072	< 0.88	44	< 0.22	< 0.22	< 0.22	28	17
SB-4-6'	2/16/2006	6	< 2.5	2.3	39	0.32	< 0.21	24	1.4	1.5	2.4	0.063	< 0.83	13	< 0.21	< 0.21	< 0.21	15	7.3
SB-5-1.5'	5/25/2006	1.5	< 3.0	2.9	69	0.66	< 0.25	33	7.5	4.5	5.4	0.035	< 1.0	51	< 0.25	< 0.25	< 0.25	31	13
SB-5-3'	2/16/2006	3	< 2.1	3.8	95	0.82	< 0.18	28	5.3	2.8	5.5	0.024	< 0.70	20	< 0.18	< 0.18	< 0.18	33	11
SB-5-6'	2/16/2006	6	< 3.0	2.7	34	0.50	< 0.25	18	2.2	2.4	5.6	0.077	< 1.0	16	< 0.25	< 0.25	< 0.25	34	25
SB-6-1.5'	5/25/2006	1.5	< 3.0	2.2	85	0.47	< 0.25	38	8.6	10	4.6	0.039	< 1.0	41	< 0.25	< 0.25	< 0.25	26	16
SB-6-3'	2/16/2006	3	< 2.2	4.0	63	0.70	< 0.19	27	2.6	2.6	5.6	0.040	< 0.75	15	< 0.19	< 0.19	< 0.19	33	12
SB-6-6'	2/16/2006	6	< 2.1	1.5	91	0.33	< 0.17	15	1.4	1.3	5.1	0.050	< 0.68	11	< 0.17	< 0.17	< 0.17	27	17
SB-7-3'	2/16/2006	3	< 2.9	1.5	120	0.44	< 0.24	32	1.5	1.7	2.8	0.084	< 0.95	19	< 0.24	< 0.24	< 0.24	22	10
SB-7-6'	2/16/2006	6	< 2.5	1.7	110	0.54	< 0.20	9.9	1.0	0.71	4.1	0.033	< 0.82	9.5	< 0.20	< 0.20	< 0.20	27	12
SB-8-3'	2/16/2006	3	< 2.8	2.5	61	0.49	< 0.23	19	1.6	2.6	4.9	0.018	< 0.93	14	< 0.23	< 0.23	< 0.23	25	11
SB-8-6'	2/16/2006	6	< 3.1	2.0	120	0.42	< 0.26	11	1.2	3.7	5.7	< 0.018	< 1.0	10	< 0.26	< 0.26	< 0.26	25	19
SB-9-3'	2/16/2006	3	< 2.2	2.5	74	0.52	< 0.18	18	12	1.6	9.2	0.033	< 0.73	42	< 0.18	< 0.18	< 0.18	24	11
SB-9-6'	2/16/2006	6	< 3.3	2.7	59	0.63	< 0.27	22	3.8	3.0	4.2	< 0.021	< 1.1	17	< 0.27	< 0.27	< 0.27	29	13
SB-12-30'	2/17/2006	30	< 1.8	1.9	46	1.0	0.19	78	4.2	11	9.5	0.096	0.93	11	< 0.15	< 0.15	< 0.15	22	34
SB-13-1'	5/25/2006	1	< 3.0	4.6	370	0.43	< 0.25	18	9.8	37	100	1.3	< 1.0	17	1.2	< 0.25	< 0.25	24	170
SB-13-3'	2/17/2006	3	< 2.8	2.2	56	0.38	< 0.23	12	2.9	4.1	4.0	0.018	< 0.92	5.7	< 0.23	< 0.23	< 0.23	20	7.4
SB-13-6'	2/17/2006	6	< 2.4	2.1	63	0.5	< 0.20	14	6.4	3.5	4.9	< 0.019	< 0.81	12	< 0.20	< 0.20	< 0.20	21	12
SB-14-1	5/25/2006	1	8.3	3.9	160	0.39	1.2	59	14	120	720	0.19	5.9	29	0.27	5.2	< 0.25	23	210
SB-14-3'	2/17/2006	3	< 2.1	3.4	100	0.56	< 0.18	14	11	3.1	5.4	0.067	< 0.70	8.9	< 0.18	< 0.18	< 0.18	24	9.2
SB-14-6'	2/17/2006	6	< 2.6	1.9	68	0.52	< 0.21	19	3.4	4.2	4.8	0.03	< 0.85	13	< 0.21	< 0.21	< 0.21	20	17
SB-15-1'	5/25/2006	1	< 3.0	3.2	140	0.46	0.3	22	7.6	78	210	0.16	< 1.0	20	< 0.25	0.66	< 0.25	26	97
SB-15-3'	2/17/2006	3	< 1.7	1.8	77	0.34	< 0.14	13	2.4	3.3	3.8	0.13	< 0.58	5.7	< 0.14	< 0.14	< 0.14	20	6.9
SB-15-6'	2/17/2006	6	< 2.7	5.5	230	0.89	< 0.23	10	6.1	7.6	62	< 0.019	< 0.91	16	< 0.23	< 0.23	< 0.23	32	44
SB-16-1	5/25/2006	1	< 3.0	2.9	210	0.53	< 0.25	15	22	13	18	0.05	< 1.0	14	1.1	< 0.25	< 0.25	24	81
SB-16-3'	2/17/2006	3	< 2.9	1.4	92	0.3	< 0.24	14	3.1	3.2	3.5	< 0.015	< 0.96	6.7	< 0.24	< 0.24	< 0.24	17	7.7
SB-16-6'	2/17/2006	6	< 2.3	2	54	0.5	< 0.19	17	4.8	3.5	4.0	< 0.016	< 0.77	17	< 0.19	< 0.19	< 0.19	22	14
SB-17-1.5	5/25/2006	1.5	< 3.0	4.2	180	0.48	0.65	13	12	44	43	0.076	< 1.0	12	< 0.25	< 0.25	< 0.25	22	290
SB-17-3'	2/17/2006	3	< 2.3	2	120	0.42	< 0.19	12	4.2	7.4	5.0	< 0.014	< 0.76	8.8	< 0.19	< 0.19	< 0.19	18	17
SB-17-6'	2/17/2006	6	< 2.6	2.4	51	0.32	< 0.22	23	2.1	5.7	4.3	0.021	< 0.88	17	< 0.22	< 0.22	< 0.22	27	14
Residential ESL			6.0	5.5	750	4	1.7	58	10.5	225	150	3.7	40	150	10	20	1.0	106.5	600
Commercial/Industrial ESL			40	5.5	1,500	8	7.4	58	10.5	225	750	10	40	150	10	40	12	200	600

Notes:

- 1) All samples were analyzed by EPA methods 6010B/7471A.
- 2) mg/kg = milligrams per kilogram or parts per million (by weight).
- 3) ft bgs = feet below ground surface.
- 4) Bold concentrations were detected above the reporting limit.
- 5) < 2.1 indicates the analyte was not detected at or above the reporting limit of 2.1 mg/Kg.
- 6) ESL = SF Bay RWQCB Environmental Screening Level, February 2005.

TABLE 5
Summary of Soil Analytical Results-Polychlorinated Biphenyls
Former GE Caral Manufacturing Facility
578 Cleveland Avenue
Albany, California

Sample ID	Sample Date	Sample Depth (ft bgs)	Aroclor - 1016 (ug/Kg)	Aroclor - 1221 (ug/Kg)	Aroclor - 1232 (ug/Kg)	Aroclor - 1242 (ug/Kg)	Aroclor - 1248 (ug/Kg)	Aroclor - 1254 (ug/Kg)	Aroclor - 1260 (ug/Kg)
SB-13-1'	5/25/2006	1	< 12	< 24	< 12	< 12	< 12	< 12	< 12
SB-13-3'	2/17/2006	3	< 9.5	< 19	< 9.5	< 9.5	< 9.5	< 9.5	< 9.5
SB-13-6'	2/17/2006	6	< 9.6	< 19	< 9.6	< 9.6	< 9.6	< 9.6	< 9.6
SB-14-1'	5/25/2006	1	< 12	< 24	< 12	< 12	< 12	< 12	< 12
SB-14-3'	2/17/2006	3	< 9.7	19	< 9.7	< 9.7	< 9.7	< 9.7	< 9.7
SB-14-6'	2/17/2006	6	< 9.6	< 19	< 9.6	< 9.6	< 9.6	< 9.6	< 9.6
SB-15-1'	5/25/2006	1	< 12	< 24	< 12	< 12	< 12	< 12	36
SB-15-3	2/17/2006	3	< 9.6	< 19	< 9.6	< 9.6	< 9.6	< 9.6	< 9.6
SB-15-6'	2/17/2006	6	< 12	< 24	< 12	< 12	< 12	< 12	< 12
SB-16-1'	5/25/2006	1	< 12	< 24	< 12	< 12	< 12	< 12	< 12
SB-16-3'	2/17/2006	3	< 9.5	< 19	< 9.5	< 9.5	< 9.5	< 9.5	< 9.5
SB-16-6'	2/17/2006	6	< 9.6	< 19	< 9.6	< 9.6	< 9.6	< 9.6	< 9.6
SB-17-1.5	5/25/2006	1.5	< 12	< 24	< 12	< 12	< 12	< 12	< 12
SB-17-3'	2/17/2006	3	< 9.5	< 19	< 9.5	< 9.5	< 9.5	< 9.5	< 9.5
SB-17-6'	2/17/2006	6	< 9.6	< 19	< 9.6	< 9.6	< 9.6	< 9.6	< 9.6
Residential ESL			221	221	221	221	221	221	221
Commercial/Industrial ESL			7,436	7,436	7,436	7,436	7,436	7,436	7,436

Notes:

- 1) All samples were analyzed by EPA method 8082.
- 2) ug/Kg = micrograms per kilogram or parts per billion (by weight).
- 3) ft bgs = feet below ground surface.
- 4) Bold concentrations were detected above the reporting limit.
- 5) < 9.5 indicates the analyte was not detected at or above the reporting limit of 9.5 ug/Kg.
- 6) ESL = SF Bay RWQCB Environmental Screening Level, February 2005.

TABLE 6
Summary of Groundwater Analytical Results-Total Petroleum Hydrocarbons
Former GE Caral Manufacturing Facility
578 Cleveland Avenue
Albany, California

Sample ID	Sample Date	TPH-g [C7-C12] (ug/L)	TPH-d [C10-C24] (ug/L)	TPH-mo [C24-C36] (ug/L)
SB-9-W	2/17/2006	88	92	< 300
SB-10-W	2/17/2006	< 50	< 50	< 300
SB-11-W	2/17/2006	< 50	< 50	< 300
Groundwater ESL		100	100	1,000

Notes:

- 1) All samples were analyzed by EPA Method 8015B.
- 2) TPH-g = C7-C12 = petroleum hydrocarbon chains in the gasoline range with 7-12 carbons
 TPH-d = C10-C24 = petroleum hydrocarbon chains in the diesel range with 10-24 carbons
 TPH-mo = C24-C36 = petroleum hydrocarbon chains in the motor oil range with 24-36 carbons
- 3) ug/L = micrograms per Liter.
- 4) Bold concentrations were detected above the reporting limit.
- 5) < 1.0 indicates the analyte was not detected at or above the reporting limit of 1.0 mg/Kg.
- 6) ESL = SF Bay RWQCB Environmental Screening Level, February 2005.

TABLE 7
Summary of Groundwater Analytical Results-Volatile Organic Compounds
Former GE Caral Manufacturing Facility
578 Cleveland Avenue
Albany, California

Sample ID	Sample Date	cis-1,2-Dichloroethene (ug/L)	1,2-Dichloroethane (ug/L)	Acetone (ug/L)	Benzene (ug/L)	Trichloroethene (ug/L)	Naphthalene (ug/L)	Vinyl Chloride (ug/L)
SB-9-W	2/17/2006	29	< 0.5	< 10	1.7	3.6	< 2.0	< 0.5
SB-10-W	2/17/2006	21	3.5	< 10	< 0.5	8.9	4.1	0.8
SB-11-W	2/17/2006	< 0.5	< 0.5	13	1.1	< 0.5	< 2.0	< 2.0
Groundwater ESL		6	0.5	1,500	1	N/A	17	0.5

Notes:

- 1) All samples were analyzed by EPA method 8260B.
- 2) ug/L = Micrograms per Liter.
- 3) Only results above detection limit are shown. All other VOCs analyzed with EPA Method 8260 were below the respective reporting/detection limits.
- 4) Bold concentrations were detected above the reporting limit.
- 5) < 0.5 indicates the analyte was not detected at or above the reporting limit of 0.5 ug/L.
- 6) ESL = SF Bay RWQCB Environmental Screening Level, February 2005.
- 7) N/A = There is no ESL available for this analyte.

TABLE 8
Summary of Groundwater Analytical Results-Pentachlorophenol
Former GE Caral Manufacturing Facility
578 Cleveland Avenue
Albany, California

		Groundwater Samples	Soil Sample
Sample ID	Sample Date	Pentachlorophenol (ug/L)	Pentachlorophenol (ug/Kg)
SB-9-W	2/17/06	< 19	NA
SB-10-W	2/17/06	< 19	NA
SB-11-W	2/17/06	< 20	NA
SB-12-30'	2/17/06	NS	< 660
Soil Residential ESL		Not Applicable	4,400
Soil Industrial ESL		Not Applicable	5,000
Groundwater ESL		1	Not Applicable

Notes:

- 1) SB-12-30: Refusal was met at 30 feet below grade surface, and no groundwater was present, so a soil sample was taken at that depth and analyzed.
- 2) All samples were analyzed by EPA method 8270.
- 3) ug/L = Micrograms per Liter; ug/Kg = Micrograms per Kilogram or parts per billion by weight.
- 4) Bold concentrations were detected above the reporting limit.
- 5) < 19 indicates the analyte was not detected at or above the reporting limit of 19 ug/L.
- 6) NA = The analyte was not analyzed for this sample.
- 7) NS = Not sampled (see Note 1).
- 8) ESL = SF Bay RWQCB Environmental Screening Level, February 2005.

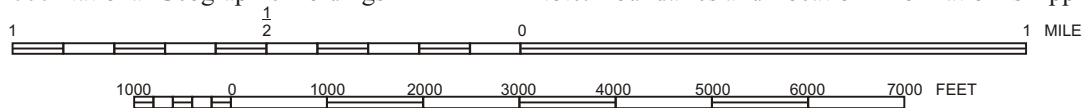


FIGURES



Map Source: TOPO!© 2000 National Geographic Holdings

Note: Boundaries and Location Information is Approximate



Portion of the 7.5-Minute Series Richmond, California
 Quadrangle Topographic Map (Datum: NAD 27)
 United States Department of the Interior
 Geological Survey
 1995 Photorevised from 1993

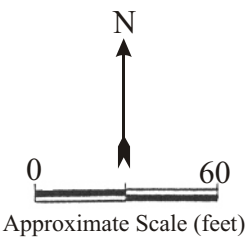
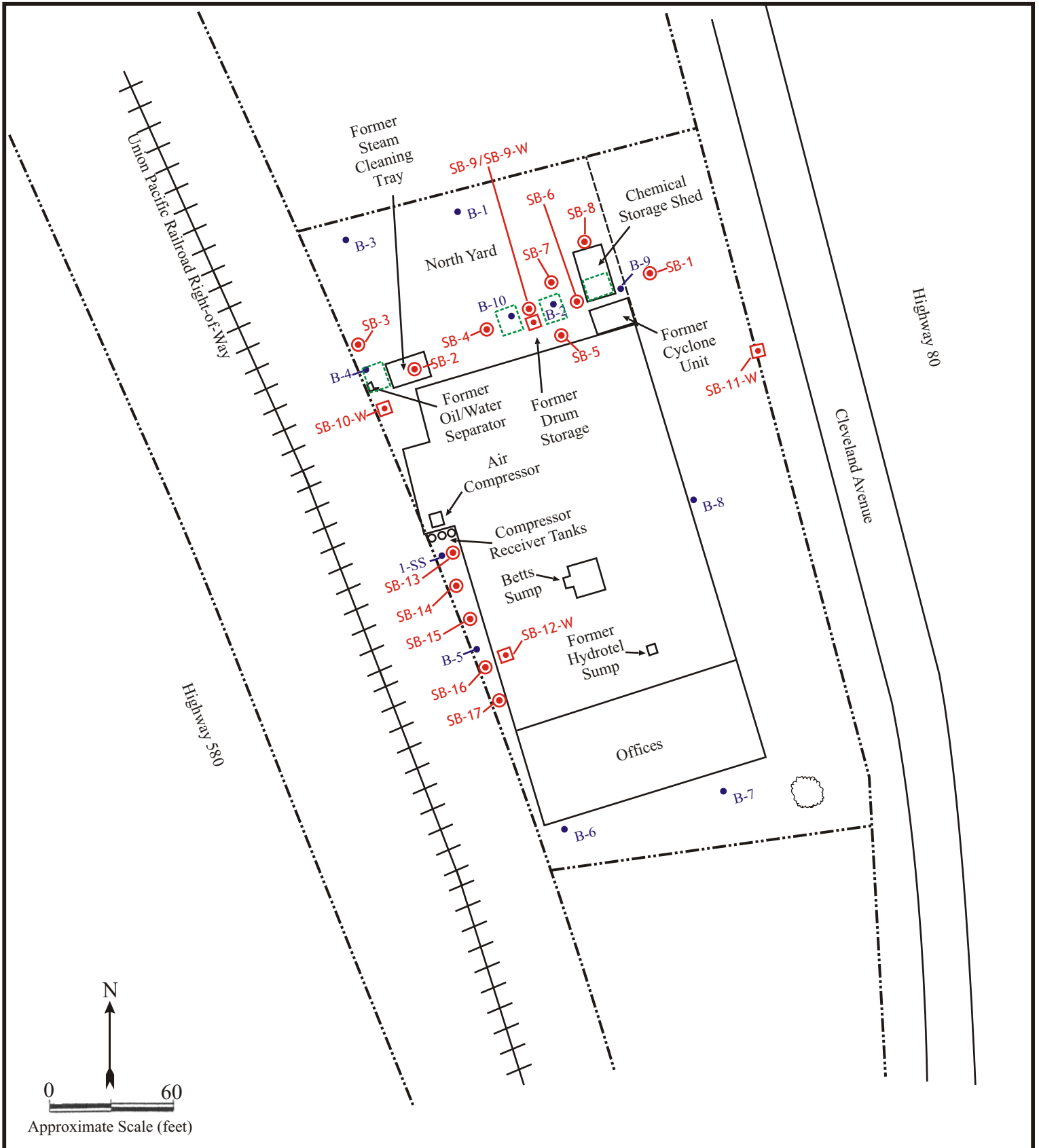



SITE LOCATION MAP
 GE Healthcare
 Caral Division
 578 Cleveland Avenue
 Albany, California
 Clayton Project No. 70-04583.02

Figure

1





LEGEND	FACILITY SITE PLAN	FIGURE	
<ul style="list-style-type: none"> ----- Approximate Property Line • Boring Completed by ERM prior to May 2004 ○ Soil Boring Location □ Grab Groundwater Sample Location □ North Yard Excavation Completed in 2004 	<p>GE Healthcare Caral Division 578 Cleveland Avenue Albany, California Clayton Project No. 33104-004583.03</p>	<h1>2</h1>	



APPENDIX A
DRILLING PERMITS

70-04583.03



Alameda County's Official Website

Can't find it?

Search

Advanced Search | Search Tips

acgov.org | Board of Supervisors | Departments | Services | Help

ONLINE SERVICES

Public Works Agency

WELLS PERMIT APPLICATION

PUBLIC WORKS AGENCY

Application Verification

Please verify that the following information is correct before submitting application for processing.

Submit Application

Application Summary

Project Total: \$ 200.00 Number of Types of Works Requesting Permit: 1

Project Info

Edit

Site City: Albany

Site Location Description: GE Caral 578 Cleveland Avenue Albany, CA

Start Date: 02/16/2006

Completion Date: 03/31/2006

Property Owner Last Name: Blasquez

First Name: August

Address: P.O. Box 66571, Scotts Valley CA 95067

Phone Number: --

Email:

Client Last Name: Rinck

First Name: Richard

Address: GE Healthcare, 389 Oyster Point Boulevard, South San Francisco CA 94080

Phone Number: --

Email:

Type of Work Applied

Edit

- **Borehole(s) for Investigation Contamination Study** 18 Boreholes - \$ 200.00 per site
 Driller: Gregg Drilling Driller License #: 485165 Drill Method: Direct Push Amount: \$ 200.00

Applicant Address

Edit

Applicant Business: Clayton Group Services

Applicant Name: Michael Zimmerman

Address: 6920 Koll Center Parkway, Suite 216 , Pleasanton CA 94566

E-Mail: mike.zimmerman@us.bureauveritas.com

Phone Number: 925-426-2681

Fax Num: 925-426-0106

Contact Name: Adnan (Ed) Effandi

Contact E-Mail: adnan.effandi@us.bureauveritas.com

Contact Phone: 925-426-2665

Contact Cell Num: 925-980-5792

Payment Detail

Edit

Payment Method: VISA [REDACTED]

Expires: [REDACTED]

Name on Card: Michael J. Zimmerman

Billing Address: [REDACTED]

Submit Application

Questions on Public Works Wells Permit Applications?
E-mail us at: wells@acpwa.org

Alameda County Home | Board of Supervisors | Departments | Services


Copyright © 2006 Alameda County



wells@acpwa.org
02/03/2006 11:12 AM

To Mike Zimmerman/USA/VERITAS@VERITAS
cc
bcc

Subject Alameda County PWA Wells Permits Application Sitemap
Received

History:  This message has been forwarded.

Your Application Id is: 1138993746150
Application Date is: 02/03/2006
Project at: GE Caral 578 Cleveland Avenue Albany, CA in GE Caral 578 Cleveland
Avenue Albany, CA Project Start Date: 02/16/2006 Completion Date: 03/31/2006

This email is to confirm that your Sitemap for the above project has been received.

Once your application is processed, you will receive notification via e-mail with the
Permit(s) attached. To view application status, go to the Tracking page.

***If above 'Tracking' link does not work for you, copy and paste this url directly to
browser:*

https://acweb.acgov.org/pwapermitsecomm_app/TrackAppServlet?email=mike.zimmerman@us.bureauveritas.com&appid=1138993746150

If you have questions, please contact us at wells@acpwa.org with your application id
in the subject of the email.

Thank you,
Public Works Agency-Water Resources

Business / Name: Clayton Group Services - Michael Zimmerman
Address: 6920 Koll Center Parkway, Suite 216
 Pleasanton, CA 94566
Phone Number: 925-426-2681

Work Applying for Permit

Work Type	Driller	# of Wells	Fees	Cost
Borehole(s) for Investigation-Contamination Study	Gregg Drilling - Lic# 485165	18	\$ 200.00 per site	\$ 200.00



Application Total: \$ 200.00



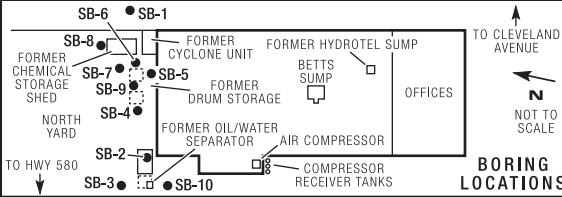
APPENDIX B
SOIL BORING LOGS



LOG OF EXPLORATORY BORING

PROJECT NO.: 70-04583.03 DATE: 2/16/06
 CLIENT: G.E. HEALTHCARE
 LOCATION: 578 CLEVELAND AVENUE, ALBANY, CA
 LOGGED BY: ADNAN

BORING NO.
SB-1
 SHEET 1
 OF 1



DRILLER: GREGG DRILLING METHOD: DIRECT PUSH
 HAMMER WEIGHT: --- DROP: ---
 BORING COMPLETION DATA: BACKFILLED WITH NEAT CEMENT GROUT
 GROUND ELEVATION: --- HOLE DIAMETER: 2 in.

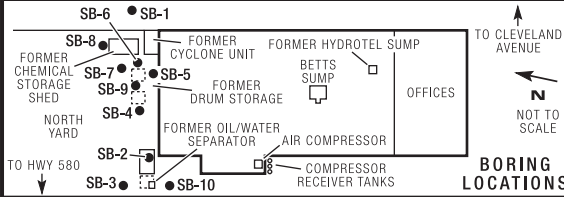
SAMPLE RECOVERY (IN.)	SAMPLE ID	BLOWS/6 IN.	PID/OVM READING (ppm)	TIME	SAMPLE INTERVAL	DEPTH (FT)	GRAPHIC LOG	USGS SYMBOL	DEPTH TO: ▽	DEPTH TO: ▾	DESCRIPTION
						0					ASPHALT
			0.0			1		CL			SANDY CLAY, orange brown, ~30-40% sand, slightly damp, medium stiff, no odor
				08:45		2					orange, brown, white mottled, ~20% sand, no odor
			0.0			3					~20% fine sand, no odor
						4					
			0.0			5		SP			SAND w/SILT, orange, ~90% sand, 10% silt, slightly damp, loose, no odor
				09:00		6					BORING TERMINATED @ 6 ft bgs
						7					
						8					
						9					
						10					
						11					
						12					
						13					
						14					
						15					
						16					
						17					
						18					
						19					
						20					



LOG OF EXPLORATORY BORING

PROJECT NO.: 70-04583.03 DATE: 2/16/06
 CLIENT: G.E. HEALTHCARE
 LOCATION: 578 CLEVELAND AVENUE, ALBANY, CA
 LOGGED BY: ADNAN

BORING NO.
SB-2
 SHEET 1
 OF 1



DRILLER: GREGG DRILLING METHOD: DIRECT PUSH
 HAMMER WEIGHT: --- DROP: ---
 BORING COMPLETION DATA: BACKFILLED WITH NEAT CEMENT GROUT
 GROUND ELEVATION: --- HOLE DIAMETER: 2 in.

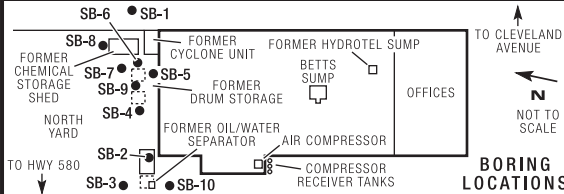
SAMPLE RECOVERY (IN.)	SAMPLE ID	BLOWS/6 IN.	PID/OVM READING (ppm)	TIME	SAMPLE INTERVAL	DEPTH (FT)	GRAPHIC LOG	USGS SYMBOL	DEPTH TO: ▽	DEPTH TO: ▼	DESCRIPTION
						0					ASPHALT
						0.5		GM			GRAVEL/ASPHALT base
						1.5					SILTY SAND, dark brown/black, ~15% silt, damp, loose, moderate hydrocarbon odor
		3.2				2.0		SM			
						3.0					SANDY CLAY, dark brown/green, ~15% sand, damp, soft, slight hydrocarbon odor
				09:05		3.5		CL			
			0.3			4.0					CLAYEY SAND, dark brown/black, ~10-15% clay, very moist, soft, slight hydrocarbon odor
						4.5		SC			
			0.0			5.0					SANDY CLAY, green/orange mottled, ~10-15% sand, medium stiff, damp, very slight to no odor
				09:10		5.5		CL			
						6.0					BORING TERMINATED @ 6 ft bgs
						7.0					
						8.0					
						9.0					
						10.0					
						11.0					
						12.0					
						13.0					
						14.0					
						15.0					
						16.0					
						17.0					
						18.0					
						19.0					
						20.0					



LOG OF EXPLORATORY BORING

PROJECT NO.: 70-04583.03 DATE: 2/16/06
 CLIENT: G.E. HEALTHCARE
 LOCATION: 578 CLEVELAND AVENUE, ALBANY, CA
 LOGGED BY: ADNAN

BORING NO.
SB-3
 SHEET 1
 OF 1



DRILLER: GREGG DRILLING METHOD: DIRECT PUSH
 HAMMER WEIGHT: --- DROP: ---
 BORING COMPLETION DATA: BACKFILLED WITH NEAT CEMENT GROUT
 GROUND ELEVATION: --- HOLE DIAMETER: 2 in.

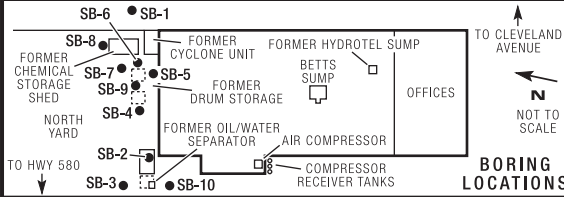
SAMPLE RECOVERY (IN.)	SAMPLE ID	BLOWS/6 IN.	PID/OVM READING (ppm)	TIME	SAMPLE INTERVAL	DEPTH (FT)	GRAPHIC LOG	USGS SYMBOL	DEPTH TO: ▽	DEPTH TO: ▼	DESCRIPTION
						0					ASPHALT
						1		GM			GRAVEL/ASPHALT, base
			0.0			2					CLAYEY SILT, dark brown/orange, ~10% clay, slightly damp, stiff, no odor
			0.0	09:30		3		ML/CL			
						4					very wet
			0.0	09:35		5		CL			SANDY CLAY, orange/green mottled, ~10% sand, fine-to-medium grained, slightly damp, stiff, no odor
						6					BORING TERMINATED @ 6 ft bgs
						7					
						8					
						9					
						10					
						11					
						12					
						13					
						14					
						15					
						16					
						17					
						18					
						19					
						20					



LOG OF EXPLORATORY BORING

PROJECT NO.: 70-04583.03 DATE: 2/16/06
 CLIENT: G.E. HEALTHCARE
 LOCATION: 578 CLEVELAND AVENUE, ALBANY, CA
 LOGGED BY: ADNAN

BORING NO.
SB-4
 SHEET 1
 OF 1



DRILLER: GREGG DRILLING METHOD: DIRECT PUSH
 HAMMER WEIGHT: --- DROP: ---
 BORING COMPLETION DATA: BACKFILLED WITH NEAT CEMENT GROUT
 GROUND ELEVATION: --- HOLE DIAMETER: 2 in.

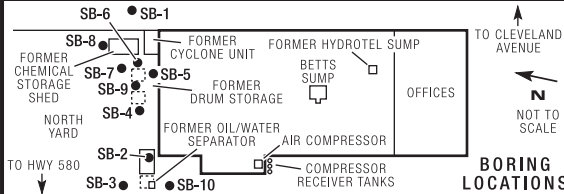
SAMPLE RECOVERY (IN.)	SAMPLE ID	BLOWS/6 IN.	PID/OVM READING (ppm)	TIME	SAMPLE INTERVAL	DEPTH (FT)	GRAPHIC LOG	USGS SYMBOL	DEPTH TO: ▽	DEPTH TO: ▼	DESCRIPTION
						0					ASPHALT
						1		GM			GRAVEL/ASPHALT, base
		0.0				2		SP			SILTY SAND, green/gray, ~15% silt, damp, loose, no odor
						3					CLAYEY SILT, orange/tan, ~10% clay, damp, medium stiff, no odor
				09:55		4		ML/CL			sandy silt
						5					
		0.0				6					BORING TERMINATED @ 6 ft bgs
				10:00		7					
						8					
						9					
						10					
						11					
						12					
						13					
						14					
						15					
						16					
						17					
						18					
						19					
						20					



LOG OF EXPLORATORY BORING

PROJECT NO.: 70-04583.03 DATE: 2/16/06
 CLIENT: G.E. HEALTHCARE
 LOCATION: 578 CLEVELAND AVENUE, ALBANY, CA
 LOGGED BY: ADNAN

BORING NO.
SB-5
 SHEET 1
 OF 1



DRILLER: GREGG DRILLING METHOD: DIRECT PUSH
 HAMMER WEIGHT: --- DROP: ---
 BORING COMPLETION DATA: BACKFILLED WITH NEAT CEMENT GROUT
 GROUND ELEVATION: --- HOLE DIAMETER: 2 in.

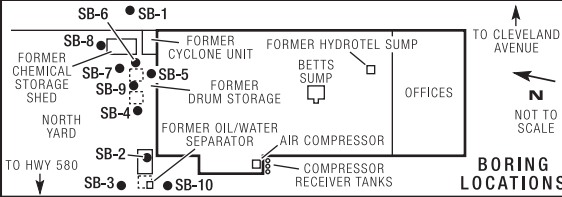
SAMPLE RECOVERY (IN.)	SAMPLE ID	BLOWS/6 IN.	PID/OVM READING (ppm)	TIME	SAMPLE INTERVAL	DEPTH (FT)	GRAPHIC LOG	USGS SYMBOL	DEPTH TO: ▽	DEPTH TO: ▼	DESCRIPTION
						0	XXXXXX				CONCRETE
			8.4			1					SILTY CLAY, orange/brown, ~20% silt, damp, stiff, no odor
			5.7	10:20		3		ML/CL			~50% silt, ~50% clay slightly damp
			1.7	10:30		5					~75% clay, ~25% silt, very stiff bright orange
						6					BORING TERMINATED @ 6 ft bgs
						7					
						8					
						9					
						10					
						11					
						12					
						13					
						14					
						15					
						16					
						17					
						18					
						19					
						20					



LOG OF EXPLORATORY BORING

PROJECT NO.: 70-04583.03 DATE: 2/16/06
 CLIENT: G.E. HEALTHCARE
 LOCATION: 578 CLEVELAND AVENUE, ALBANY, CA
 LOGGED BY: ADNAN

BORING NO.
SB-6
 SHEET 1
 OF 1



DRILLER: GREGG DRILLING METHOD: DIRECT PUSH
 HAMMER WEIGHT: --- DROP: ---
 BORING COMPLETION DATA: BACKFILLED WITH NEAT CEMENT GROUT
 GROUND ELEVATION: --- HOLE DIAMETER: 2 in.

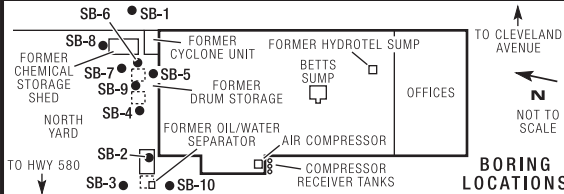
SAMPLE RECOVERY (IN.)	SAMPLE ID	BLOWS/6 IN.	PID/OVM READING (ppm)	TIME	SAMPLE INTERVAL	DEPTH (FT)	GRAPHIC LOG	USGS SYMBOL	DESCRIPTION
						0			ASPHALT
						1		GM	ASPHALT base - SILTY GRAVEL, gray
			32.9			2		SC	SILTY SAND w/CLAY, red/orange mottled, ~70% sand, ~20% silt, ~10% clay, damp, loose, no odor
				10:45		3			
			40.6			4		CL	CLAY w/minor SILT, orange/red, damp, very stiff, no odor
						5		CL	SILTY CLAY, red/orange mottled, ~70% clay, ~30% silt, damp, very stiff, no odor
			6.2			6			
				10:55		6		SM	BORING TERMINATED @ 6 ft bgs
						7			
						8			
						9			
						10			
						11			
						12			
						13			
						14			
						15			
						16			
						17			
						18			
						19			
						20			



LOG OF EXPLORATORY BORING

PROJECT NO.: 70-04583.03 DATE: 2/16/06
 CLIENT: G.E. HEALTHCARE
 LOCATION: 578 CLEVELAND AVENUE, ALBANY, CA
 LOGGED BY: ADNAN

BORING NO.
SB-7
 SHEET 1
 OF 1



DRILLER: GREGG DRILLING METHOD: DIRECT PUSH
 HAMMER WEIGHT: --- DROP: ---
 BORING COMPLETION DATA: BACKFILLED WITH NEAT CEMENT GROUT
 GROUND ELEVATION: --- HOLE DIAMETER: 2 in.

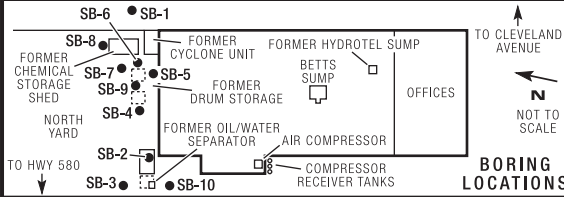
SAMPLE RECOVERY (IN.)	SAMPLE ID	BLOWS/6 IN.	PID/OVM READING (ppm)	TIME	SAMPLE INTERVAL	DEPTH (FT)	GRAPHIC LOG	USGS SYMBOL	DEPTH TO: ▽	DEPTH TO: ▼	DESCRIPTION
						0					ASPHALT
						1		GM			ASPHALT, base - SILTY GRAVEL, gray
		13.6				2					SILTY CLAY, orange, ~80% clay, ~20% silt, damp, stiff, no odor
				11:05		3					gray/orange mottling
		13.2				4		ML/CL			SILTY SANDY CLAY, orange, damp, loose, no odor
		7.1				5					
				11:15		6					BORING TERMINATED @ 6 ft bgs
						7					
						8					
						9					
						10					
						11					
						12					
						13					
						14					
						15					
						16					
						17					
						18					
						19					
						20					



LOG OF EXPLORATORY BORING

PROJECT NO.: 70-04583.03 DATE: 2/16/06
 CLIENT: G.E. HEALTHCARE
 LOCATION: 578 CLEVELAND AVENUE, ALBANY, CA
 LOGGED BY: ADNAN

BORING NO.
SB-8
 SHEET 1
 OF 1



DRILLER: GREGG DRILLING METHOD: DIRECT PUSH
 HAMMER WEIGHT: --- DROP: ---
 BORING COMPLETION DATA: BACKFILLED WITH NEAT CEMENT GROUT
 GROUND ELEVATION: --- HOLE DIAMETER: 2 in.

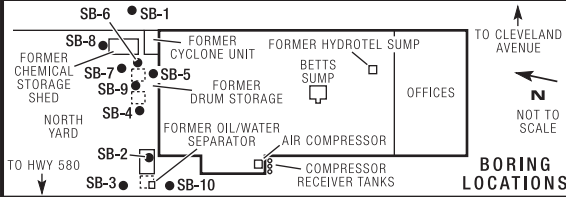
SAMPLE RECOVERY (IN.)	SAMPLE ID	BLOWS/6 IN.	PID/OVM READING (ppm)	TIME	SAMPLE INTERVAL	DEPTH (FT)	GRAPHIC LOG	USGS SYMBOL	DEPTH TO: ▽	DEPTH TO: ▼	DESCRIPTION
						0	XXXXXX				CONCRETE
						1	OOOOOO	GM			SILTY GRAVEL base, gray
		0.2				2					SILTY CLAY, orange/gray/black mottled, ~25% silt, damp, loose, no odor
			0.3	11:30		3		ML/CL			
						4					orange/gray/black/red mottled
			1.0	11:35		5					
						6					BORING TERMINATED @ 6 ft bgs
						7					
						8					
						9					
						10					
						11					
						12					
						13					
						14					
						15					
						16					
						17					
						18					
						19					
						20					



LOG OF EXPLORATORY BORING

PROJECT NO.: 70-04583.03 DATE: 2/16/06 - to 10 ft bgs
 CLIENT: G.E. HEALTHCARE 2/17/06 - 10 to 35 ft bgs
 LOCATION: 578 CLEVELAND AVENUE, ALBANY, CA
 LOGGED BY: ADNAN

BORING NO.
SB-9
 SHEET 1
 OF 1



DRILLER: GREGG DRILLING METHOD: DIRECT PUSH
 HAMMER WEIGHT: --- DROP: ---
 BORING COMPLETION DATA: BACKFILLED WITH NEAT CEMENT GROUT
 GROUND ELEVATION: --- HOLE DIAMETER: 3.75 in.

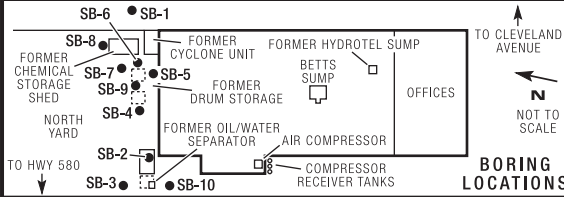
SAMPLE RECOVERY (IN.)	SAMPLE ID	BLOWS/6 IN.	PID/OVM READING (ppm)	TIME	SAMPLE INTERVAL	DEPTH (FT)	GRAPHIC LOG	USGS SYMBOL	DEPTH TO: ▽ --- DEPTH TO: ▼ 28 ft bgs	TIME:	DATE:	DESCRIPTION	
						0						ASPHALT	
						1		GM				ASPHALT BASE - SILTY GRAVEL, gray	
			20.0			2						SILTY SANDY CLAY, orange, ~60% clay, ~20% sand, ~20% silt, damp, medium stiff, no odor	
				11:45		3						CL	
			11.8			4							soft
			44.2			5							orange/red/gray mottling
				11:55		6						SC	
						7							SAND w/CLAY, orange/red/gray mottling, ~10% clay, damp, loose, no odor
						10							gray with minor orange mottling, damp, loose, slight hydrocarbon odor - oily diesel odor
						15							SILTY CLAY, orange/brown, ~20-30% silt, damp, loose, no odor
						16						CL	
						17							
						18							
						19							~5-10% gravel, subrounded
						20						BORING TERMINATED @ 35 ft bgs (20 to 35 ft bgs not logged)	



LOG OF EXPLORATORY BORING

PROJECT NO.: 70-04583.03 DATE: 2/17/06
 CLIENT: G.E. HEALTHCARE
 LOCATION: 578 CLEVELAND AVENUE, ALBANY, CA
 LOGGED BY: ADNAN

BORING NO.
SB-10
 SHEET 1
 OF 1



DRILLER: GREGG DRILLING METHOD: DIRECT PUSH
 HAMMER WEIGHT: --- DROP: ---
 BORING COMPLETION DATA: BACKFILLED WITH NEAT CEMENT GROUT
 GROUND ELEVATION: --- HOLE DIAMETER: 3.75 in.

SAMPLE RECOVERY (IN.)	SAMPLE ID	BLOWS/6 IN.	PID/OVM READING (ppm)	TIME	SAMPLE INTERVAL	DEPTH (FT)	GRAPHIC LOG	USGS SYMBOL	DEPTH TO: ▽	DEPTH TO: ▼	26 ft bgs	DESCRIPTION
						0						
						1						
						2						no soil recovered
						3						
						4						
						5						SILTY CLAY, brown/orange mottled, ~80% clay, ~20% silt, damp, soft, no odor
						6		CL				SILTY SANDY CLAY, brown/orange mottled, ~60% clay, ~20% fine-grained sand, ~20% silt, damp, soft, no odor
						7						
						8						
						9						
						10						~10% sand, ~30% silt
						11		CL				CLAY, dark tan, 100% clay, damp, stiff, no odor
						12						CLAY w/SILT, tan/orange mottled, ~10% silt, damp, stiff, no odor
						13						CLAYEY SILT, tan/orange mottled, ~25% silt, ~ 75% silt, damp, medium stiff, no odor
						14						
						15		ML				SAND w/GRAVEL, tan/brown/dark orange mottled, ~10% small gravel, dry, slightly stiff, no odor
						16						SILTY SAND, tan/light brown mottled, ~75% fine sand, ~25% silt, dry, loose, no odor
						17		ML				SILT, tan, ~10% clay, slightly damp, loose, no odor
						18		ML				SILT, tan/dark brown, ~10% clay, ~10% angular sand, damp, loose, no odor
						19		SP				GRAVELLY SAND w/SILT, tan to brown, ~70% fine sand, ~20% gravel, ~10% silt, damp, loose, no odor
						20						BORING TERMINATED @ 35 ft bgs (20 to 35 ft bgs not logged)



APPENDIX C
LABORATORY ANALYTICAL DATA SHEETS

CASE NARRATIVE

Laboratory number: **184972**
Client: **Clayton Group Services**
Location: **GE Caral**
Request Date: **02/16/06**
Samples Received: **02/16/06**

This hardcopy data package contains sample and QC results for eighteen soil samples, requested for the above referenced project on 02/16/06. The samples were received cold and intact.

TPH-Purgeables and/or BTXE by GC (EPA 8015B):

No analytical problems were encountered.

TPH-Extractables by GC (EPA 8015B):

No analytical problems were encountered.

Volatile Organics by GC/MS (EPA 8260B):

High surrogate recoveries were observed for 1,2-dichloroethane-d4 in SB-8@6 (lab # 184972-016) and the MS/MSD of SB-7@6 (lab # 184972-014). Methylene chloride was detected above the RL in many samples; this analyte is a common laboratory contaminant. No other analytical problems were encountered.

Metals (EPA 6010B and EPA 7471A):

Low recoveries were observed for silver in the MS/MSD of SB-1@3 (lab # 184972-001); the BS/BSD were within limits, and the associated RPD was within limits. High recovery was observed for barium in the MS of SB-1@3 (lab # 184972-001); the BS/BSD were within limits. High RPD was also observed for barium in the MS/MSD of SB-1@3 (lab # 184972-001); the RPD was acceptable in the BS/BSD. No other analytical problems were encountered.

Total Volatile Hydrocarbons

Lab #:	184972	Location:	GE Caral
Client:	Clayton Group Services	Prep:	EPA 5030B
Project#:	STANDARD	Analysis:	EPA 8015B
Matrix:	Soil	Batch#:	110531
Units:	mg/Kg	Sampled:	02/16/06
Basis:	as received	Received:	02/16/06
Diln Fac:	1.000		

Field ID: SB-1@3	Lab ID: 184972-001
Type: SAMPLE	Analyzed: 02/16/06

Analyte	Result	RL
Gasoline C7-C12	ND	1.1

Surrogate	%REC	Limits
Trifluorotoluene (FID)	99	59-140
Bromofluorobenzene (FID)	102	62-149

Field ID: SB-1@6	Lab ID: 184972-002
Type: SAMPLE	Analyzed: 02/16/06

Analyte	Result	RL
Gasoline C7-C12	ND	0.98

Surrogate	%REC	Limits
Trifluorotoluene (FID)	98	59-140
Bromofluorobenzene (FID)	99	62-149

Field ID: SB-2@3	Lab ID: 184972-003
Type: SAMPLE	Analyzed: 02/16/06

Analyte	Result	RL
Gasoline C7-C12	ND	1.1

Surrogate	%REC	Limits
Trifluorotoluene (FID)	98	59-140
Bromofluorobenzene (FID)	100	62-149

Field ID: SB-2@6	Lab ID: 184972-004
Type: SAMPLE	Analyzed: 02/16/06

Analyte	Result	RL
Gasoline C7-C12	ND	1.1

Surrogate	%REC	Limits
Trifluorotoluene (FID)	94	59-140
Bromofluorobenzene (FID)	97	62-149

ND= Not Detected
 RL= Reporting Limit

Batch QC Report

Total Volatile Hydrocarbons			
Lab #:	184972	Location:	GE Caral
Client:	Clayton Group Services	Prep:	EPA 5030B
Project#:	STANDARD	Analysis:	EPA 8015B
Type:	LCS	Basis:	as received
Lab ID:	QC328343	Diln Fac:	1.000
Matrix:	Soil	Batch#:	110531
Units:	mg/Kg	Analyzed:	02/16/06

Analyte	Spiked	Result	%REC	Limits
Gasoline C7-C12	10.00	9.890	99	80-120

Surrogate	%REC	Limits
Trifluorotoluene (FID)	105	59-140
Bromofluorobenzene (FID)	103	62-149

Batch QC Report

Total Volatile Hydrocarbons			
Lab #:	184972	Location:	GE Caral
Client:	Clayton Group Services	Prep:	EPA 5030B
Project#:	STANDARD	Analysis:	EPA 8015B
Field ID:	SB-1@3	Diln Fac:	1.000
MSS Lab ID:	184972-001	Batch#:	110531
Matrix:	Soil	Sampled:	02/16/06
Units:	mg/Kg	Received:	02/16/06
Basis:	as received	Analyzed:	02/16/06

Type: MS Lab ID: QC328344

Analyte	MSS Result	Spiked	Result	%REC	Limits
Gasoline C7-C12	0.08626	10.87	10.46	95	44-120

Surrogate	%REC	Limits
Trifluorotoluene (FID)	113	59-140
Bromofluorobenzene (FID)	102	62-149

Type: MSD Lab ID: QC328345

Analyte	Spiked	Result	%REC	Limits	RPD	Lim
Gasoline C7-C12	10.31	10.31	99	44-120	4	23

Surrogate	%REC	Limits
Trifluorotoluene (FID)	108	59-140
Bromofluorobenzene (FID)	100	62-149

RPD= Relative Percent Difference

Total Extractable Hydrocarbons			
Lab #:	184972	Location:	GE Caral
Client:	Clayton Group Services	Prep:	SHAKER TABLE
Project#:	STANDARD	Analysis:	EPA 8015B
Matrix:	Soil	Batch#:	110639
Units:	mg/Kg	Sampled:	02/16/06
Basis:	as received	Received:	02/16/06
Diln Fac:	1.000	Prepared:	02/22/06

Field ID: SB-9@3 Analyzed: 02/23/06
 Type: SAMPLE Cleanup Method: EPA 3630C
 Lab ID: 184972-017

Analyte	Result	RL
Diesel C10-C24	2.5 Y Z	1.0
Motor Oil C24-C36	ND	5.0

Surrogate	%REC	Limits
Hexacosane	109	48-132

Field ID: SB-9@6 Analyzed: 02/23/06
 Type: SAMPLE Cleanup Method: EPA 3630C
 Lab ID: 184972-018

Analyte	Result	RL
Diesel C10-C24	1.8 Y Z	1.0
Motor Oil C24-C36	ND	5.0

Surrogate	%REC	Limits
Hexacosane	107	48-132

Type: BLANK Analyzed: 02/23/06
 Lab ID: QC328773 Cleanup Method: EPA 3630C

Analyte	Result	RL
Diesel C10-C24	ND	1.0
Motor Oil C24-C36	ND	5.0

Surrogate	%REC	Limits
Hexacosane	119	48-132

H= Heavier hydrocarbons contributed to the quantitation
 L= Lighter hydrocarbons contributed to the quantitation
 Y= Sample exhibits chromatographic pattern which does not resemble standard
 Z= Sample exhibits unknown single peak or peaks
 ND= Not Detected
 RL= Reporting Limit

Batch QC Report

Total Extractable Hydrocarbons			
Lab #:	184972	Location:	GE Caral
Client:	Clayton Group Services	Prep:	SHAKER TABLE
Project#:	STANDARD	Analysis:	EPA 8015B
Type:	LCS	Diln Fac:	1.000
Lab ID:	QC328774	Batch#:	110639
Matrix:	Soil	Prepared:	02/22/06
Units:	mg/Kg	Analyzed:	02/23/06
Basis:	as received		

Cleanup Method: EPA 3630C

Analyte	Spiked	Result	%REC	Limits
Diesel C10-C24	50.03	57.99	116	54-137

Surrogate	%REC	Limits
Hexacosane	118	48-132

Batch QC Report

Total Extractable Hydrocarbons			
Lab #:	184972	Location:	GE Caral
Client:	Clayton Group Services	Prep:	SHAKER TABLE
Project#:	STANDARD	Analysis:	EPA 8015B
Field ID:	SB-1@3	Batch#:	110639
MSS Lab ID:	184972-001	Sampled:	02/16/06
Matrix:	Soil	Received:	02/16/06
Units:	mg/Kg	Prepared:	02/22/06
Basis:	as received	Analyzed:	02/23/06
Diln Fac:	1.000		

Type: MS Cleanup Method: EPA 3630C
 Lab ID: QC328775

Analyte	MSS Result	Spiked	Result	%REC	Limits
Diesel C10-C24	0.7513	50.29	59.38	117	28-163

Surrogate	%REC	Limits
Hexacosane	118	48-132

Type: MSD Cleanup Method: EPA 3630C
 Lab ID: QC328776

Analyte	Spiked	Result	%REC	Limits	RPD	Lim
Diesel C10-C24	50.09	62.23	123	28-163	5	46

Surrogate	%REC	Limits
Hexacosane	126	48-132

Purgeable Organics by GC/MS

Lab #:	184972	Location:	GE Caral
Client:	Clayton Group Services	Prep:	EPA 5030B
Project#:	STANDARD	Analysis:	EPA 8260B
Field ID:	SB-1@3	Diln Fac:	0.9804
Lab ID:	184972-001	Batch#:	110555
Matrix:	Soil	Sampled:	02/16/06
Units:	ug/Kg	Received:	02/16/06
Basis:	as received	Analyzed:	02/17/06

Analyte	Result	RL
Freon 12	ND	9.8
Chloromethane	ND	9.8
Vinyl Chloride	ND	9.8
Bromomethane	ND	9.8
Chloroethane	ND	9.8
Trichlorofluoromethane	ND	4.9
Acetone	ND	20
Freon 113	ND	4.9
1,1-Dichloroethene	ND	4.9
Methylene Chloride	28	20
Carbon Disulfide	ND	4.9
MTBE	ND	4.9
trans-1,2-Dichloroethene	ND	4.9
Vinyl Acetate	ND	49
1,1-Dichloroethane	ND	4.9
2-Butanone	ND	9.8
cis-1,2-Dichloroethene	ND	4.9
2,2-Dichloropropane	ND	4.9
Chloroform	ND	4.9
Bromochloromethane	ND	4.9
1,1,1-Trichloroethane	ND	4.9
1,1-Dichloropropene	ND	4.9
Carbon Tetrachloride	ND	4.9
1,2-Dichloroethane	ND	4.9
Benzene	ND	4.9
Trichloroethene	ND	4.9
1,2-Dichloropropane	ND	4.9
Bromodichloromethane	ND	4.9
Dibromomethane	ND	4.9
4-Methyl-2-Pentanone	ND	9.8
cis-1,3-Dichloropropene	ND	4.9
Toluene	ND	4.9
trans-1,3-Dichloropropene	ND	4.9
1,1,2-Trichloroethane	ND	4.9
2-Hexanone	ND	9.8
1,3-Dichloropropane	ND	4.9
Tetrachloroethene	ND	4.9

ND= Not Detected

RL= Reporting Limit

Purgeable Organics by GC/MS

Lab #:	184972	Location:	GE Caral
Client:	Clayton Group Services	Prep:	EPA 5030B
Project#:	STANDARD	Analysis:	EPA 8260B
Field ID:	SB-1@3	Diln Fac:	0.9804
Lab ID:	184972-001	Batch#:	110555
Matrix:	Soil	Sampled:	02/16/06
Units:	ug/Kg	Received:	02/16/06
Basis:	as received	Analyzed:	02/17/06

Analyte	Result	RL
Dibromochloromethane	ND	4.9
1,2-Dibromoethane	ND	4.9
Chlorobenzene	ND	4.9
1,1,1,2-Tetrachloroethane	ND	4.9
Ethylbenzene	ND	4.9
m,p-Xylenes	ND	4.9
o-Xylene	ND	4.9
Styrene	ND	4.9
Bromoform	ND	4.9
Isopropylbenzene	ND	4.9
1,1,2,2-Tetrachloroethane	ND	4.9
1,2,3-Trichloropropane	ND	4.9
Propylbenzene	ND	4.9
Bromobenzene	ND	4.9
1,3,5-Trimethylbenzene	ND	4.9
2-Chlorotoluene	ND	4.9
4-Chlorotoluene	ND	4.9
tert-Butylbenzene	ND	4.9
1,2,4-Trimethylbenzene	ND	4.9
sec-Butylbenzene	ND	4.9
para-Isopropyl Toluene	ND	4.9
1,3-Dichlorobenzene	ND	4.9
1,4-Dichlorobenzene	ND	4.9
n-Butylbenzene	ND	4.9
1,2-Dichlorobenzene	ND	4.9
1,2-Dibromo-3-Chloropropane	ND	4.9
1,2,4-Trichlorobenzene	ND	4.9
Hexachlorobutadiene	ND	4.9
Naphthalene	ND	4.9
1,2,3-Trichlorobenzene	ND	4.9

Surrogate	%REC	Limits
Dibromofluoromethane	95	80-120
1,2-Dichloroethane-d4	109	80-123
Toluene-d8	103	80-120
Bromofluorobenzene	102	80-124

ND= Not Detected

RL= Reporting Limit

Purgeable Organics by GC/MS

Lab #:	184972	Location:	GE Caral
Client:	Clayton Group Services	Prep:	EPA 5030B
Project#:	STANDARD	Analysis:	EPA 8260B
Field ID:	SB-1@6	Diln Fac:	0.9259
Lab ID:	184972-002	Batch#:	110607
Matrix:	Soil	Sampled:	02/16/06
Units:	ug/Kg	Received:	02/16/06
Basis:	as received	Analyzed:	02/21/06

Analyte	Result	RL
Freon 12	ND	9.3
Chloromethane	ND	9.3
Vinyl Chloride	ND	9.3
Bromomethane	ND	9.3
Chloroethane	ND	9.3
Trichlorofluoromethane	ND	4.6
Acetone	ND	19
Freon 113	ND	4.6
1,1-Dichloroethene	ND	4.6
Methylene Chloride	ND	19
Carbon Disulfide	ND	4.6
MTBE	ND	4.6
trans-1,2-Dichloroethene	ND	4.6
Vinyl Acetate	ND	46
1,1-Dichloroethane	ND	4.6
2-Butanone	ND	9.3
cis-1,2-Dichloroethene	ND	4.6
2,2-Dichloropropane	ND	4.6
Chloroform	ND	4.6
Bromochloromethane	ND	4.6
1,1,1-Trichloroethane	ND	4.6
1,1-Dichloropropene	ND	4.6
Carbon Tetrachloride	ND	4.6
1,2-Dichloroethane	ND	4.6
Benzene	ND	4.6
Trichloroethene	ND	4.6
1,2-Dichloropropane	ND	4.6
Bromodichloromethane	ND	4.6
Dibromomethane	ND	4.6
4-Methyl-2-Pentanone	ND	9.3
cis-1,3-Dichloropropene	ND	4.6
Toluene	ND	4.6
trans-1,3-Dichloropropene	ND	4.6
1,1,2-Trichloroethane	ND	4.6
2-Hexanone	ND	9.3
1,3-Dichloropropane	ND	4.6
Tetrachloroethene	ND	4.6

ND= Not Detected

RL= Reporting Limit

Purgeable Organics by GC/MS

Lab #:	184972	Location:	GE Caral
Client:	Clayton Group Services	Prep:	EPA 5030B
Project#:	STANDARD	Analysis:	EPA 8260B
Field ID:	SB-1@6	Diln Fac:	0.9259
Lab ID:	184972-002	Batch#:	110607
Matrix:	Soil	Sampled:	02/16/06
Units:	ug/Kg	Received:	02/16/06
Basis:	as received	Analyzed:	02/21/06

Analyte	Result	RL
Dibromochloromethane	ND	4.6
1,2-Dibromoethane	ND	4.6
Chlorobenzene	ND	4.6
1,1,1,2-Tetrachloroethane	ND	4.6
Ethylbenzene	ND	4.6
m,p-Xylenes	ND	4.6
o-Xylene	ND	4.6
Styrene	ND	4.6
Bromoform	ND	4.6
Isopropylbenzene	ND	4.6
1,1,2,2-Tetrachloroethane	ND	4.6
1,2,3-Trichloropropane	ND	4.6
Propylbenzene	ND	4.6
Bromobenzene	ND	4.6
1,3,5-Trimethylbenzene	ND	4.6
2-Chlorotoluene	ND	4.6
4-Chlorotoluene	ND	4.6
tert-Butylbenzene	ND	4.6
1,2,4-Trimethylbenzene	ND	4.6
sec-Butylbenzene	ND	4.6
para-Isopropyl Toluene	ND	4.6
1,3-Dichlorobenzene	ND	4.6
1,4-Dichlorobenzene	ND	4.6
n-Butylbenzene	ND	4.6
1,2-Dichlorobenzene	ND	4.6
1,2-Dibromo-3-Chloropropane	ND	4.6
1,2,4-Trichlorobenzene	ND	4.6
Hexachlorobutadiene	ND	4.6
Naphthalene	ND	4.6
1,2,3-Trichlorobenzene	ND	4.6

Surrogate	%REC	Limits
Dibromofluoromethane	107	80-120
1,2-Dichloroethane-d4	110	80-123
Toluene-d8	101	80-120
Bromofluorobenzene	107	80-124

ND= Not Detected

RL= Reporting Limit

Purgeable Organics by GC/MS

Lab #:	184972	Location:	GE Caral
Client:	Clayton Group Services	Prep:	EPA 5030B
Project#:	STANDARD	Analysis:	EPA 8260B
Field ID:	SB-2@3	Diln Fac:	0.9434
Lab ID:	184972-003	Batch#:	110555
Matrix:	Soil	Sampled:	02/16/06
Units:	ug/Kg	Received:	02/16/06
Basis:	as received	Analyzed:	02/17/06

Analyte	Result	RL
Freon 12	ND	9.4
Chloromethane	ND	9.4
Vinyl Chloride	ND	9.4
Bromomethane	ND	9.4
Chloroethane	ND	9.4
Trichlorofluoromethane	ND	4.7
Acetone	ND	19
Freon 113	ND	4.7
1,1-Dichloroethene	ND	4.7
Methylene Chloride	31	19
Carbon Disulfide	ND	4.7
MTBE	ND	4.7
trans-1,2-Dichloroethene	ND	4.7
Vinyl Acetate	ND	47
1,1-Dichloroethane	ND	4.7
2-Butanone	ND	9.4
cis-1,2-Dichloroethene	ND	4.7
2,2-Dichloropropane	ND	4.7
Chloroform	ND	4.7
Bromochloromethane	ND	4.7
1,1,1-Trichloroethane	ND	4.7
1,1-Dichloropropene	ND	4.7
Carbon Tetrachloride	ND	4.7
1,2-Dichloroethane	ND	4.7
Benzene	ND	4.7
Trichloroethene	ND	4.7
1,2-Dichloropropane	ND	4.7
Bromodichloromethane	ND	4.7
Dibromomethane	ND	4.7
4-Methyl-2-Pentanone	ND	9.4
cis-1,3-Dichloropropene	ND	4.7
Toluene	ND	4.7
trans-1,3-Dichloropropene	ND	4.7
1,1,2-Trichloroethane	ND	4.7
2-Hexanone	ND	9.4
1,3-Dichloropropane	ND	4.7
Tetrachloroethene	ND	4.7

ND= Not Detected

RL= Reporting Limit

Purgeable Organics by GC/MS

Lab #:	184972	Location:	GE Caral
Client:	Clayton Group Services	Prep:	EPA 5030B
Project#:	STANDARD	Analysis:	EPA 8260B
Field ID:	SB-2@3	Diln Fac:	0.9434
Lab ID:	184972-003	Batch#:	110555
Matrix:	Soil	Sampled:	02/16/06
Units:	ug/Kg	Received:	02/16/06
Basis:	as received	Analyzed:	02/17/06

Analyte	Result	RL
Dibromochloromethane	ND	4.7
1,2-Dibromoethane	ND	4.7
Chlorobenzene	ND	4.7
1,1,1,2-Tetrachloroethane	ND	4.7
Ethylbenzene	ND	4.7
m,p-Xylenes	ND	4.7
o-Xylene	ND	4.7
Styrene	ND	4.7
Bromoform	ND	4.7
Isopropylbenzene	ND	4.7
1,1,2,2-Tetrachloroethane	ND	4.7
1,2,3-Trichloropropane	ND	4.7
Propylbenzene	ND	4.7
Bromobenzene	ND	4.7
1,3,5-Trimethylbenzene	ND	4.7
2-Chlorotoluene	ND	4.7
4-Chlorotoluene	ND	4.7
tert-Butylbenzene	ND	4.7
1,2,4-Trimethylbenzene	ND	4.7
sec-Butylbenzene	ND	4.7
para-Isopropyl Toluene	ND	4.7
1,3-Dichlorobenzene	ND	4.7
1,4-Dichlorobenzene	ND	4.7
n-Butylbenzene	ND	4.7
1,2-Dichlorobenzene	ND	4.7
1,2-Dibromo-3-Chloropropane	ND	4.7
1,2,4-Trichlorobenzene	ND	4.7
Hexachlorobutadiene	ND	4.7
Naphthalene	ND	4.7
1,2,3-Trichlorobenzene	ND	4.7

Surrogate	%REC	Limits
Dibromofluoromethane	93	80-120
1,2-Dichloroethane-d4	104	80-123
Toluene-d8	99	80-120
Bromofluorobenzene	101	80-124

ND= Not Detected

RL= Reporting Limit

Purgeable Organics by GC/MS

Lab #:	184972	Location:	GE Caral
Client:	Clayton Group Services	Prep:	EPA 5030B
Project#:	STANDARD	Analysis:	EPA 8260B
Field ID:	SB-2@6	Diln Fac:	0.9259
Lab ID:	184972-004	Batch#:	110555
Matrix:	Soil	Sampled:	02/16/06
Units:	ug/Kg	Received:	02/16/06
Basis:	as received	Analyzed:	02/17/06

Analyte	Result	RL
Freon 12	ND	9.3
Chloromethane	ND	9.3
Vinyl Chloride	ND	9.3
Bromomethane	ND	9.3
Chloroethane	ND	9.3
Trichlorofluoromethane	ND	4.6
Acetone	ND	19
Freon 113	ND	4.6
1,1-Dichloroethene	ND	4.6
Methylene Chloride	28	19
Carbon Disulfide	ND	4.6
MTBE	ND	4.6
trans-1,2-Dichloroethene	ND	4.6
Vinyl Acetate	ND	46
1,1-Dichloroethane	ND	4.6
2-Butanone	ND	9.3
cis-1,2-Dichloroethene	ND	4.6
2,2-Dichloropropane	ND	4.6
Chloroform	ND	4.6
Bromochloromethane	ND	4.6
1,1,1-Trichloroethane	ND	4.6
1,1-Dichloropropene	ND	4.6
Carbon Tetrachloride	ND	4.6
1,2-Dichloroethane	ND	4.6
Benzene	ND	4.6
Trichloroethene	ND	4.6
1,2-Dichloropropane	ND	4.6
Bromodichloromethane	ND	4.6
Dibromomethane	ND	4.6
4-Methyl-2-Pentanone	ND	9.3
cis-1,3-Dichloropropene	ND	4.6
Toluene	ND	4.6
trans-1,3-Dichloropropene	ND	4.6
1,1,2-Trichloroethane	ND	4.6
2-Hexanone	ND	9.3
1,3-Dichloropropane	ND	4.6
Tetrachloroethene	ND	4.6

ND= Not Detected

RL= Reporting Limit

Purgeable Organics by GC/MS

Lab #:	184972	Location:	GE Caral
Client:	Clayton Group Services	Prep:	EPA 5030B
Project#:	STANDARD	Analysis:	EPA 8260B
Field ID:	SB-2@6	Diln Fac:	0.9259
Lab ID:	184972-004	Batch#:	110555
Matrix:	Soil	Sampled:	02/16/06
Units:	ug/Kg	Received:	02/16/06
Basis:	as received	Analyzed:	02/17/06

Analyte	Result	RL
Dibromochloromethane	ND	4.6
1,2-Dibromoethane	ND	4.6
Chlorobenzene	ND	4.6
1,1,1,2-Tetrachloroethane	ND	4.6
Ethylbenzene	ND	4.6
m,p-Xylenes	ND	4.6
o-Xylene	ND	4.6
Styrene	ND	4.6
Bromoform	ND	4.6
Isopropylbenzene	ND	4.6
1,1,2,2-Tetrachloroethane	ND	4.6
1,2,3-Trichloropropane	ND	4.6
Propylbenzene	ND	4.6
Bromobenzene	ND	4.6
1,3,5-Trimethylbenzene	ND	4.6
2-Chlorotoluene	ND	4.6
4-Chlorotoluene	ND	4.6
tert-Butylbenzene	ND	4.6
1,2,4-Trimethylbenzene	ND	4.6
sec-Butylbenzene	ND	4.6
para-Isopropyl Toluene	ND	4.6
1,3-Dichlorobenzene	ND	4.6
1,4-Dichlorobenzene	ND	4.6
n-Butylbenzene	ND	4.6
1,2-Dichlorobenzene	ND	4.6
1,2-Dibromo-3-Chloropropane	ND	4.6
1,2,4-Trichlorobenzene	ND	4.6
Hexachlorobutadiene	ND	4.6
Naphthalene	ND	4.6
1,2,3-Trichlorobenzene	ND	4.6

Surrogate	%REC	Limits
Dibromofluoromethane	94	80-120
1,2-Dichloroethane-d4	103	80-123
Toluene-d8	98	80-120
Bromofluorobenzene	99	80-124

ND= Not Detected

RL= Reporting Limit

Purgeable Organics by GC/MS

Lab #:	184972	Location:	GE Caral
Client:	Clayton Group Services	Prep:	EPA 5030B
Project#:	STANDARD	Analysis:	EPA 8260B
Field ID:	SB-3@3	Diln Fac:	0.9615
Lab ID:	184972-005	Batch#:	110555
Matrix:	Soil	Sampled:	02/16/06
Units:	ug/Kg	Received:	02/16/06
Basis:	as received	Analyzed:	02/17/06

Analyte	Result	RL
Freon 12	ND	9.6
Chloromethane	ND	9.6
Vinyl Chloride	ND	9.6
Bromomethane	ND	9.6
Chloroethane	ND	9.6
Trichlorofluoromethane	ND	4.8
Acetone	ND	19
Freon 113	ND	4.8
1,1-Dichloroethene	ND	4.8
Methylene Chloride	42	19
Carbon Disulfide	ND	4.8
MTBE	ND	4.8
trans-1,2-Dichloroethene	ND	4.8
Vinyl Acetate	ND	48
1,1-Dichloroethane	ND	4.8
2-Butanone	ND	9.6
cis-1,2-Dichloroethene	ND	4.8
2,2-Dichloropropane	ND	4.8
Chloroform	ND	4.8
Bromochloromethane	ND	4.8
1,1,1-Trichloroethane	ND	4.8
1,1-Dichloropropene	ND	4.8
Carbon Tetrachloride	ND	4.8
1,2-Dichloroethane	ND	4.8
Benzene	ND	4.8
Trichloroethene	ND	4.8
1,2-Dichloropropane	ND	4.8
Bromodichloromethane	ND	4.8
Dibromomethane	ND	4.8
4-Methyl-2-Pentanone	ND	9.6
cis-1,3-Dichloropropene	ND	4.8
Toluene	ND	4.8
trans-1,3-Dichloropropene	ND	4.8
1,1,2-Trichloroethane	ND	4.8
2-Hexanone	ND	9.6
1,3-Dichloropropane	ND	4.8
Tetrachloroethene	ND	4.8

ND= Not Detected

RL= Reporting Limit

Purgeable Organics by GC/MS

Lab #:	184972	Location:	GE Caral
Client:	Clayton Group Services	Prep:	EPA 5030B
Project#:	STANDARD	Analysis:	EPA 8260B
Field ID:	SB-3@3	Diln Fac:	0.9615
Lab ID:	184972-005	Batch#:	110555
Matrix:	Soil	Sampled:	02/16/06
Units:	ug/Kg	Received:	02/16/06
Basis:	as received	Analyzed:	02/17/06

Analyte	Result	RL
Dibromochloromethane	ND	4.8
1,2-Dibromoethane	ND	4.8
Chlorobenzene	ND	4.8
1,1,1,2-Tetrachloroethane	ND	4.8
Ethylbenzene	ND	4.8
m,p-Xylenes	ND	4.8
o-Xylene	ND	4.8
Styrene	ND	4.8
Bromoform	ND	4.8
Isopropylbenzene	ND	4.8
1,1,2,2-Tetrachloroethane	ND	4.8
1,2,3-Trichloropropane	ND	4.8
Propylbenzene	ND	4.8
Bromobenzene	ND	4.8
1,3,5-Trimethylbenzene	ND	4.8
2-Chlorotoluene	ND	4.8
4-Chlorotoluene	ND	4.8
tert-Butylbenzene	ND	4.8
1,2,4-Trimethylbenzene	ND	4.8
sec-Butylbenzene	ND	4.8
para-Isopropyl Toluene	ND	4.8
1,3-Dichlorobenzene	ND	4.8
1,4-Dichlorobenzene	ND	4.8
n-Butylbenzene	ND	4.8
1,2-Dichlorobenzene	ND	4.8
1,2-Dibromo-3-Chloropropane	ND	4.8
1,2,4-Trichlorobenzene	ND	4.8
Hexachlorobutadiene	ND	4.8
Naphthalene	ND	4.8
1,2,3-Trichlorobenzene	ND	4.8

Surrogate	%REC	Limits
Dibromofluoromethane	91	80-120
1,2-Dichloroethane-d4	102	80-123
Toluene-d8	100	80-120
Bromofluorobenzene	99	80-124

ND= Not Detected

RL= Reporting Limit

Purgeable Organics by GC/MS

Lab #:	184972	Location:	GE Caral
Client:	Clayton Group Services	Prep:	EPA 5030B
Project#:	STANDARD	Analysis:	EPA 8260B
Field ID:	SB-3@6	Diln Fac:	0.9259
Lab ID:	184972-006	Batch#:	110555
Matrix:	Soil	Sampled:	02/16/06
Units:	ug/Kg	Received:	02/16/06
Basis:	as received	Analyzed:	02/17/06

Analyte	Result	RL
Freon 12	ND	9.3
Chloromethane	ND	9.3
Vinyl Chloride	ND	9.3
Bromomethane	ND	9.3
Chloroethane	ND	9.3
Trichlorofluoromethane	ND	4.6
Acetone	ND	19
Freon 113	ND	4.6
1,1-Dichloroethene	ND	4.6
Methylene Chloride	41	19
Carbon Disulfide	ND	4.6
MTBE	ND	4.6
trans-1,2-Dichloroethene	ND	4.6
Vinyl Acetate	ND	46
1,1-Dichloroethane	ND	4.6
2-Butanone	ND	9.3
cis-1,2-Dichloroethene	ND	4.6
2,2-Dichloropropane	ND	4.6
Chloroform	ND	4.6
Bromochloromethane	ND	4.6
1,1,1-Trichloroethane	ND	4.6
1,1-Dichloropropene	ND	4.6
Carbon Tetrachloride	ND	4.6
1,2-Dichloroethane	ND	4.6
Benzene	ND	4.6
Trichloroethene	ND	4.6
1,2-Dichloropropane	ND	4.6
Bromodichloromethane	ND	4.6
Dibromomethane	ND	4.6
4-Methyl-2-Pentanone	ND	9.3
cis-1,3-Dichloropropene	ND	4.6
Toluene	ND	4.6
trans-1,3-Dichloropropene	ND	4.6
1,1,2-Trichloroethane	ND	4.6
2-Hexanone	ND	9.3
1,3-Dichloropropane	ND	4.6
Tetrachloroethene	ND	4.6

ND= Not Detected

RL= Reporting Limit

Purgeable Organics by GC/MS

Lab #:	184972	Location:	GE Caral
Client:	Clayton Group Services	Prep:	EPA 5030B
Project#:	STANDARD	Analysis:	EPA 8260B
Field ID:	SB-3@6	Diln Fac:	0.9259
Lab ID:	184972-006	Batch#:	110555
Matrix:	Soil	Sampled:	02/16/06
Units:	ug/Kg	Received:	02/16/06
Basis:	as received	Analyzed:	02/17/06

Analyte	Result	RL
Dibromochloromethane	ND	4.6
1,2-Dibromoethane	ND	4.6
Chlorobenzene	ND	4.6
1,1,1,2-Tetrachloroethane	ND	4.6
Ethylbenzene	ND	4.6
m,p-Xylenes	ND	4.6
o-Xylene	ND	4.6
Styrene	ND	4.6
Bromoform	ND	4.6
Isopropylbenzene	ND	4.6
1,1,2,2-Tetrachloroethane	ND	4.6
1,2,3-Trichloropropane	ND	4.6
Propylbenzene	ND	4.6
Bromobenzene	ND	4.6
1,3,5-Trimethylbenzene	ND	4.6
2-Chlorotoluene	ND	4.6
4-Chlorotoluene	ND	4.6
tert-Butylbenzene	ND	4.6
1,2,4-Trimethylbenzene	ND	4.6
sec-Butylbenzene	ND	4.6
para-Isopropyl Toluene	ND	4.6
1,3-Dichlorobenzene	ND	4.6
1,4-Dichlorobenzene	ND	4.6
n-Butylbenzene	ND	4.6
1,2-Dichlorobenzene	ND	4.6
1,2-Dibromo-3-Chloropropane	ND	4.6
1,2,4-Trichlorobenzene	ND	4.6
Hexachlorobutadiene	ND	4.6
Naphthalene	ND	4.6
1,2,3-Trichlorobenzene	ND	4.6

Surrogate	%REC	Limits
Dibromofluoromethane	91	80-120
1,2-Dichloroethane-d4	103	80-123
Toluene-d8	99	80-120
Bromofluorobenzene	100	80-124

ND= Not Detected

RL= Reporting Limit

Purgeable Organics by GC/MS

Lab #:	184972	Location:	GE Caral
Client:	Clayton Group Services	Prep:	EPA 5030B
Project#:	STANDARD	Analysis:	EPA 8260B
Field ID:	SB-4@3	Diln Fac:	1.000
Lab ID:	184972-007	Batch#:	110555
Matrix:	Soil	Sampled:	02/16/06
Units:	ug/Kg	Received:	02/16/06
Basis:	as received	Analyzed:	02/17/06

Analyte	Result	RL
Freon 12	ND	10
Chloromethane	ND	10
Vinyl Chloride	ND	10
Bromomethane	ND	10
Chloroethane	ND	10
Trichlorofluoromethane	ND	5.0
Acetone	ND	20
Freon 113	ND	5.0
1,1-Dichloroethene	ND	5.0
Methylene Chloride	35	20
Carbon Disulfide	ND	5.0
MTBE	ND	5.0
trans-1,2-Dichloroethene	ND	5.0
Vinyl Acetate	ND	50
1,1-Dichloroethane	ND	5.0
2-Butanone	ND	10
cis-1,2-Dichloroethene	ND	5.0
2,2-Dichloropropane	ND	5.0
Chloroform	ND	5.0
Bromochloromethane	ND	5.0
1,1,1-Trichloroethane	ND	5.0
1,1-Dichloropropene	ND	5.0
Carbon Tetrachloride	ND	5.0
1,2-Dichloroethane	ND	5.0
Benzene	ND	5.0
Trichloroethene	ND	5.0
1,2-Dichloropropane	ND	5.0
Bromodichloromethane	ND	5.0
Dibromomethane	ND	5.0
4-Methyl-2-Pentanone	ND	10
cis-1,3-Dichloropropene	ND	5.0
Toluene	ND	5.0
trans-1,3-Dichloropropene	ND	5.0
1,1,2-Trichloroethane	ND	5.0
2-Hexanone	ND	10
1,3-Dichloropropane	ND	5.0
Tetrachloroethene	ND	5.0

ND= Not Detected

RL= Reporting Limit

Purgeable Organics by GC/MS

Lab #:	184972	Location:	GE Caral
Client:	Clayton Group Services	Prep:	EPA 5030B
Project#:	STANDARD	Analysis:	EPA 8260B
Field ID:	SB-4@3	Diln Fac:	1.000
Lab ID:	184972-007	Batch#:	110555
Matrix:	Soil	Sampled:	02/16/06
Units:	ug/Kg	Received:	02/16/06
Basis:	as received	Analyzed:	02/17/06

Analyte	Result	RL
Dibromochloromethane	ND	5.0
1,2-Dibromoethane	ND	5.0
Chlorobenzene	ND	5.0
1,1,1,2-Tetrachloroethane	ND	5.0
Ethylbenzene	ND	5.0
m,p-Xylenes	ND	5.0
o-Xylene	ND	5.0
Styrene	ND	5.0
Bromoform	ND	5.0
Isopropylbenzene	ND	5.0
1,1,2,2-Tetrachloroethane	ND	5.0
1,2,3-Trichloropropane	ND	5.0
Propylbenzene	ND	5.0
Bromobenzene	ND	5.0
1,3,5-Trimethylbenzene	ND	5.0
2-Chlorotoluene	ND	5.0
4-Chlorotoluene	ND	5.0
tert-Butylbenzene	ND	5.0
1,2,4-Trimethylbenzene	ND	5.0
sec-Butylbenzene	ND	5.0
para-Isopropyl Toluene	ND	5.0
1,3-Dichlorobenzene	ND	5.0
1,4-Dichlorobenzene	ND	5.0
n-Butylbenzene	ND	5.0
1,2-Dichlorobenzene	ND	5.0
1,2-Dibromo-3-Chloropropane	ND	5.0
1,2,4-Trichlorobenzene	ND	5.0
Hexachlorobutadiene	ND	5.0
Naphthalene	ND	5.0
1,2,3-Trichlorobenzene	ND	5.0

Surrogate	%REC	Limits
Dibromofluoromethane	90	80-120
1,2-Dichloroethane-d4	104	80-123
Toluene-d8	100	80-120
Bromofluorobenzene	99	80-124

ND= Not Detected

RL= Reporting Limit

Purgeable Organics by GC/MS

Lab #:	184972	Location:	GE Caral
Client:	Clayton Group Services	Prep:	EPA 5030B
Project#:	STANDARD	Analysis:	EPA 8260B
Field ID:	SB-4@6	Diln Fac:	1.000
Lab ID:	184972-008	Batch#:	110560
Matrix:	Soil	Sampled:	02/16/06
Units:	ug/Kg	Received:	02/16/06
Basis:	as received	Analyzed:	02/17/06

Analyte	Result	RL
Freon 12	ND	10
Chloromethane	ND	10
Vinyl Chloride	ND	10
Bromomethane	ND	10
Chloroethane	ND	10
Trichlorofluoromethane	ND	5.0
Acetone	ND	20
Freon 113	ND	5.0
1,1-Dichloroethene	ND	5.0
Methylene Chloride	30	20
Carbon Disulfide	ND	5.0
MTBE	ND	5.0
trans-1,2-Dichloroethene	ND	5.0
Vinyl Acetate	ND	50
1,1-Dichloroethane	ND	5.0
2-Butanone	ND	10
cis-1,2-Dichloroethene	ND	5.0
2,2-Dichloropropane	ND	5.0
Chloroform	ND	5.0
Bromochloromethane	ND	5.0
1,1,1-Trichloroethane	ND	5.0
1,1-Dichloropropene	ND	5.0
Carbon Tetrachloride	ND	5.0
1,2-Dichloroethane	ND	5.0
Benzene	ND	5.0
Trichloroethene	ND	5.0
1,2-Dichloropropane	ND	5.0
Bromodichloromethane	ND	5.0
Dibromomethane	ND	5.0
4-Methyl-2-Pentanone	ND	10
cis-1,3-Dichloropropene	ND	5.0
Toluene	ND	5.0
trans-1,3-Dichloropropene	ND	5.0
1,1,2-Trichloroethane	ND	5.0
2-Hexanone	ND	10
1,3-Dichloropropane	ND	5.0
Tetrachloroethene	ND	5.0

ND= Not Detected

RL= Reporting Limit

Purgeable Organics by GC/MS

Lab #:	184972	Location:	GE Caral
Client:	Clayton Group Services	Prep:	EPA 5030B
Project#:	STANDARD	Analysis:	EPA 8260B
Field ID:	SB-4@6	Diln Fac:	1.000
Lab ID:	184972-008	Batch#:	110560
Matrix:	Soil	Sampled:	02/16/06
Units:	ug/Kg	Received:	02/16/06
Basis:	as received	Analyzed:	02/17/06

Analyte	Result	RL
Dibromochloromethane	ND	5.0
1,2-Dibromoethane	ND	5.0
Chlorobenzene	ND	5.0
1,1,1,2-Tetrachloroethane	ND	5.0
Ethylbenzene	ND	5.0
m,p-Xylenes	ND	5.0
o-Xylene	ND	5.0
Styrene	ND	5.0
Bromoform	ND	5.0
Isopropylbenzene	ND	5.0
1,1,2,2-Tetrachloroethane	ND	5.0
1,2,3-Trichloropropane	ND	5.0
Propylbenzene	ND	5.0
Bromobenzene	ND	5.0
1,3,5-Trimethylbenzene	ND	5.0
2-Chlorotoluene	ND	5.0
4-Chlorotoluene	ND	5.0
tert-Butylbenzene	ND	5.0
1,2,4-Trimethylbenzene	ND	5.0
sec-Butylbenzene	ND	5.0
para-Isopropyl Toluene	ND	5.0
1,3-Dichlorobenzene	ND	5.0
1,4-Dichlorobenzene	ND	5.0
n-Butylbenzene	ND	5.0
1,2-Dichlorobenzene	ND	5.0
1,2-Dibromo-3-Chloropropane	ND	5.0
1,2,4-Trichlorobenzene	ND	5.0
Hexachlorobutadiene	ND	5.0
Naphthalene	ND	5.0
1,2,3-Trichlorobenzene	ND	5.0

Surrogate	%REC	Limits
Dibromofluoromethane	98	80-120
1,2-Dichloroethane-d4	94	80-123
Toluene-d8	98	80-120
Bromofluorobenzene	102	80-124

ND= Not Detected

RL= Reporting Limit

Purgeable Organics by GC/MS

Lab #:	184972	Location:	GE Caral
Client:	Clayton Group Services	Prep:	EPA 5030B
Project#:	STANDARD	Analysis:	EPA 8260B
Field ID:	SB-5@3	Diln Fac:	0.9615
Lab ID:	184972-009	Batch#:	110560
Matrix:	Soil	Sampled:	02/16/06
Units:	ug/Kg	Received:	02/16/06
Basis:	as received	Analyzed:	02/17/06

Analyte	Result	RL
Freon 12	ND	9.6
Chloromethane	ND	9.6
Vinyl Chloride	ND	9.6
Bromomethane	ND	9.6
Chloroethane	ND	9.6
Trichlorofluoromethane	ND	4.8
Acetone	ND	19
Freon 113	ND	4.8
1,1-Dichloroethene	ND	4.8
Methylene Chloride	32	19
Carbon Disulfide	ND	4.8
MTBE	ND	4.8
trans-1,2-Dichloroethene	ND	4.8
Vinyl Acetate	ND	48
1,1-Dichloroethane	ND	4.8
2-Butanone	ND	9.6
cis-1,2-Dichloroethene	54	4.8
2,2-Dichloropropane	ND	4.8
Chloroform	ND	4.8
Bromochloromethane	ND	4.8
1,1,1-Trichloroethane	ND	4.8
1,1-Dichloropropene	ND	4.8
Carbon Tetrachloride	ND	4.8
1,2-Dichloroethane	ND	4.8
Benzene	ND	4.8
Trichloroethene	5.1	4.8
1,2-Dichloropropane	ND	4.8
Bromodichloromethane	ND	4.8
Dibromomethane	ND	4.8
4-Methyl-2-Pentanone	ND	9.6
cis-1,3-Dichloropropene	ND	4.8
Toluene	ND	4.8
trans-1,3-Dichloropropene	ND	4.8
1,1,2-Trichloroethane	ND	4.8
2-Hexanone	ND	9.6
1,3-Dichloropropane	ND	4.8
Tetrachloroethene	ND	4.8

ND= Not Detected

RL= Reporting Limit

Purgeable Organics by GC/MS

Lab #:	184972	Location:	GE Caral
Client:	Clayton Group Services	Prep:	EPA 5030B
Project#:	STANDARD	Analysis:	EPA 8260B
Field ID:	SB-5@3	Diln Fac:	0.9615
Lab ID:	184972-009	Batch#:	110560
Matrix:	Soil	Sampled:	02/16/06
Units:	ug/Kg	Received:	02/16/06
Basis:	as received	Analyzed:	02/17/06

Analyte	Result	RL
Dibromochloromethane	ND	4.8
1,2-Dibromoethane	ND	4.8
Chlorobenzene	ND	4.8
1,1,1,2-Tetrachloroethane	ND	4.8
Ethylbenzene	ND	4.8
m,p-Xylenes	ND	4.8
o-Xylene	ND	4.8
Styrene	ND	4.8
Bromoform	ND	4.8
Isopropylbenzene	ND	4.8
1,1,2,2-Tetrachloroethane	ND	4.8
1,2,3-Trichloropropane	ND	4.8
Propylbenzene	ND	4.8
Bromobenzene	ND	4.8
1,3,5-Trimethylbenzene	ND	4.8
2-Chlorotoluene	ND	4.8
4-Chlorotoluene	ND	4.8
tert-Butylbenzene	ND	4.8
1,2,4-Trimethylbenzene	ND	4.8
sec-Butylbenzene	ND	4.8
para-Isopropyl Toluene	ND	4.8
1,3-Dichlorobenzene	ND	4.8
1,4-Dichlorobenzene	ND	4.8
n-Butylbenzene	ND	4.8
1,2-Dichlorobenzene	ND	4.8
1,2-Dibromo-3-Chloropropane	ND	4.8
1,2,4-Trichlorobenzene	ND	4.8
Hexachlorobutadiene	ND	4.8
Naphthalene	ND	4.8
1,2,3-Trichlorobenzene	ND	4.8

Surrogate	%REC	Limits
Dibromofluoromethane	100	80-120
1,2-Dichloroethane-d4	100	80-123
Toluene-d8	101	80-120
Bromofluorobenzene	103	80-124

ND= Not Detected

RL= Reporting Limit

Purgeable Organics by GC/MS

Lab #:	184972	Location:	GE Caral
Client:	Clayton Group Services	Prep:	EPA 5030B
Project#:	STANDARD	Analysis:	EPA 8260B
Field ID:	SB-5@6	Diln Fac:	0.9434
Lab ID:	184972-010	Batch#:	110560
Matrix:	Soil	Sampled:	02/16/06
Units:	ug/Kg	Received:	02/16/06
Basis:	as received	Analyzed:	02/17/06

Analyte	Result	RL
Freon 12	ND	9.4
Chloromethane	ND	9.4
Vinyl Chloride	ND	9.4
Bromomethane	ND	9.4
Chloroethane	ND	9.4
Trichlorofluoromethane	ND	4.7
Acetone	ND	19
Freon 113	ND	4.7
1,1-Dichloroethene	ND	4.7
Methylene Chloride	30	19
Carbon Disulfide	ND	4.7
MTBE	ND	4.7
trans-1,2-Dichloroethene	ND	4.7
Vinyl Acetate	ND	47
1,1-Dichloroethane	ND	4.7
2-Butanone	ND	9.4
cis-1,2-Dichloroethene	32	4.7
2,2-Dichloropropane	ND	4.7
Chloroform	ND	4.7
Bromochloromethane	ND	4.7
1,1,1-Trichloroethane	ND	4.7
1,1-Dichloropropene	ND	4.7
Carbon Tetrachloride	ND	4.7
1,2-Dichloroethane	ND	4.7
Benzene	ND	4.7
Trichloroethene	ND	4.7
1,2-Dichloropropane	ND	4.7
Bromodichloromethane	ND	4.7
Dibromomethane	ND	4.7
4-Methyl-2-Pentanone	ND	9.4
cis-1,3-Dichloropropene	ND	4.7
Toluene	ND	4.7
trans-1,3-Dichloropropene	ND	4.7
1,1,2-Trichloroethane	ND	4.7
2-Hexanone	ND	9.4
1,3-Dichloropropane	ND	4.7
Tetrachloroethene	ND	4.7

ND= Not Detected

RL= Reporting Limit

Purgeable Organics by GC/MS

Lab #:	184972	Location:	GE Caral
Client:	Clayton Group Services	Prep:	EPA 5030B
Project#:	STANDARD	Analysis:	EPA 8260B
Field ID:	SB-5@6	Diln Fac:	0.9434
Lab ID:	184972-010	Batch#:	110560
Matrix:	Soil	Sampled:	02/16/06
Units:	ug/Kg	Received:	02/16/06
Basis:	as received	Analyzed:	02/17/06

Analyte	Result	RL
Dibromochloromethane	ND	4.7
1,2-Dibromoethane	ND	4.7
Chlorobenzene	ND	4.7
1,1,1,2-Tetrachloroethane	ND	4.7
Ethylbenzene	ND	4.7
m,p-Xylenes	ND	4.7
o-Xylene	ND	4.7
Styrene	ND	4.7
Bromoform	ND	4.7
Isopropylbenzene	ND	4.7
1,1,2,2-Tetrachloroethane	ND	4.7
1,2,3-Trichloropropane	ND	4.7
Propylbenzene	ND	4.7
Bromobenzene	ND	4.7
1,3,5-Trimethylbenzene	ND	4.7
2-Chlorotoluene	ND	4.7
4-Chlorotoluene	ND	4.7
tert-Butylbenzene	ND	4.7
1,2,4-Trimethylbenzene	ND	4.7
sec-Butylbenzene	ND	4.7
para-Isopropyl Toluene	ND	4.7
1,3-Dichlorobenzene	ND	4.7
1,4-Dichlorobenzene	ND	4.7
n-Butylbenzene	ND	4.7
1,2-Dichlorobenzene	ND	4.7
1,2-Dibromo-3-Chloropropane	ND	4.7
1,2,4-Trichlorobenzene	ND	4.7
Hexachlorobutadiene	ND	4.7
Naphthalene	ND	4.7
1,2,3-Trichlorobenzene	ND	4.7

Surrogate	%REC	Limits
Dibromofluoromethane	104	80-120
1,2-Dichloroethane-d4	105	80-123
Toluene-d8	100	80-120
Bromofluorobenzene	105	80-124

ND= Not Detected

RL= Reporting Limit

Purgeable Organics by GC/MS

Lab #:	184972	Location:	GE Caral
Client:	Clayton Group Services	Prep:	EPA 5030B
Project#:	STANDARD	Analysis:	EPA 8260B
Field ID:	SB-6@3	Basis:	as received
Lab ID:	184972-011	Sampled:	02/16/06
Matrix:	Soil	Received:	02/16/06
Units:	ug/Kg		

Analyte	Result	RL	Diln Fac	Batch#	Analyzed
Freon 12	ND	9.6	0.9615	110560	02/17/06
Chloromethane	ND	9.6	0.9615	110560	02/17/06
Vinyl Chloride	ND	9.6	0.9615	110560	02/17/06
Bromomethane	ND	9.6	0.9615	110560	02/17/06
Chloroethane	ND	9.6	0.9615	110560	02/17/06
Trichlorofluoromethane	ND	4.8	0.9615	110560	02/17/06
Acetone	ND	19	0.9615	110560	02/17/06
Freon 113	ND	4.8	0.9615	110560	02/17/06
1,1-Dichloroethene	ND	4.8	0.9615	110560	02/17/06
Methylene Chloride	45	19	0.9615	110560	02/17/06
Carbon Disulfide	ND	4.8	0.9615	110560	02/17/06
MTBE	ND	4.8	0.9615	110560	02/17/06
trans-1,2-Dichloroethene	ND	4.8	0.9615	110560	02/17/06
Vinyl Acetate	ND	48	0.9615	110560	02/17/06
1,1-Dichloroethane	ND	4.8	0.9615	110560	02/17/06
2-Butanone	ND	9.6	0.9615	110560	02/17/06
cis-1,2-Dichloroethene	33	25	5.000	110607	02/21/06
2,2-Dichloropropane	ND	4.8	0.9615	110560	02/17/06
Chloroform	ND	4.8	0.9615	110560	02/17/06
Bromochloromethane	ND	4.8	0.9615	110560	02/17/06
1,1,1-Trichloroethane	ND	4.8	0.9615	110560	02/17/06
1,1-Dichloropropene	ND	4.8	0.9615	110560	02/17/06
Carbon Tetrachloride	ND	4.8	0.9615	110560	02/17/06
1,2-Dichloroethane	ND	4.8	0.9615	110560	02/17/06
Benzene	ND	4.8	0.9615	110560	02/17/06
Trichloroethene	81	4.8	0.9615	110560	02/17/06
1,2-Dichloropropane	ND	4.8	0.9615	110560	02/17/06
Bromodichloromethane	ND	4.8	0.9615	110560	02/17/06
Dibromomethane	ND	4.8	0.9615	110560	02/17/06
4-Methyl-2-Pentanone	ND	9.6	0.9615	110560	02/17/06
cis-1,3-Dichloropropene	ND	4.8	0.9615	110560	02/17/06
Toluene	ND	4.8	0.9615	110560	02/17/06
trans-1,3-Dichloropropene	ND	4.8	0.9615	110560	02/17/06
1,1,2-Trichloroethane	ND	4.8	0.9615	110560	02/17/06
2-Hexanone	ND	9.6	0.9615	110560	02/17/06
1,3-Dichloropropane	ND	4.8	0.9615	110560	02/17/06
Tetrachloroethene	ND	4.8	0.9615	110560	02/17/06
Dibromochloromethane	ND	4.8	0.9615	110560	02/17/06

ND= Not Detected

RL= Reporting Limit

Purgeable Organics by GC/MS

Lab #:	184972	Location:	GE Caral
Client:	Clayton Group Services	Prep:	EPA 5030B
Project#:	STANDARD	Analysis:	EPA 8260B
Field ID:	SB-6@3	Basis:	as received
Lab ID:	184972-011	Sampled:	02/16/06
Matrix:	Soil	Received:	02/16/06
Units:	ug/Kg		

Analyte	Result	RL	Diln Fac	Batch#	Analyzed
1,2-Dibromoethane	ND	4.8	0.9615	110560	02/17/06
Chlorobenzene	ND	4.8	0.9615	110560	02/17/06
1,1,1,2-Tetrachloroethane	ND	4.8	0.9615	110560	02/17/06
Ethylbenzene	ND	4.8	0.9615	110560	02/17/06
m,p-Xylenes	ND	4.8	0.9615	110560	02/17/06
o-Xylene	ND	4.8	0.9615	110560	02/17/06
Styrene	ND	4.8	0.9615	110560	02/17/06
Bromoform	ND	4.8	0.9615	110560	02/17/06
Isopropylbenzene	ND	4.8	0.9615	110560	02/17/06
1,1,2,2-Tetrachloroethane	ND	4.8	0.9615	110560	02/17/06
1,2,3-Trichloropropane	ND	4.8	0.9615	110560	02/17/06
Propylbenzene	ND	4.8	0.9615	110560	02/17/06
Bromobenzene	ND	4.8	0.9615	110560	02/17/06
1,3,5-Trimethylbenzene	ND	4.8	0.9615	110560	02/17/06
2-Chlorotoluene	ND	4.8	0.9615	110560	02/17/06
4-Chlorotoluene	ND	4.8	0.9615	110560	02/17/06
tert-Butylbenzene	ND	4.8	0.9615	110560	02/17/06
1,2,4-Trimethylbenzene	ND	4.8	0.9615	110560	02/17/06
sec-Butylbenzene	ND	4.8	0.9615	110560	02/17/06
para-Isopropyl Toluene	ND	4.8	0.9615	110560	02/17/06
1,3-Dichlorobenzene	ND	4.8	0.9615	110560	02/17/06
1,4-Dichlorobenzene	ND	4.8	0.9615	110560	02/17/06
n-Butylbenzene	ND	4.8	0.9615	110560	02/17/06
1,2-Dichlorobenzene	ND	4.8	0.9615	110560	02/17/06
1,2-Dibromo-3-Chloropropane	ND	4.8	0.9615	110560	02/17/06
1,2,4-Trichlorobenzene	ND	4.8	0.9615	110560	02/17/06
Hexachlorobutadiene	ND	4.8	0.9615	110560	02/17/06
Naphthalene	ND	4.8	0.9615	110560	02/17/06
1,2,3-Trichlorobenzene	ND	4.8	0.9615	110560	02/17/06

Surrogate	%REC	Limits	Diln Fac	Batch#	Analyzed
Dibromofluoromethane	104	80-120	0.9615	110560	02/17/06
1,2-Dichloroethane-d4	108	80-123	0.9615	110560	02/17/06
Toluene-d8	102	80-120	0.9615	110560	02/17/06
Bromofluorobenzene	105	80-124	0.9615	110560	02/17/06

ND= Not Detected

RL= Reporting Limit

Purgeable Organics by GC/MS

Lab #:	184972	Location:	GE Caral
Client:	Clayton Group Services	Prep:	EPA 5030B
Project#:	STANDARD	Analysis:	EPA 8260B
Field ID:	SB-6@6	Basis:	as received
Lab ID:	184972-012	Sampled:	02/16/06
Matrix:	Soil	Received:	02/16/06
Units:	ug/Kg		

Analyte	Result	RL	Diln Fac	Batch#	Analyzed
Freon 12	ND	9.8	0.9804	110560	02/17/06
Chloromethane	ND	9.8	0.9804	110560	02/17/06
Vinyl Chloride	ND	9.8	0.9804	110560	02/17/06
Bromomethane	ND	9.8	0.9804	110560	02/17/06
Chloroethane	ND	9.8	0.9804	110560	02/17/06
Trichlorofluoromethane	ND	4.9	0.9804	110560	02/17/06
Acetone	ND	20	0.9804	110560	02/17/06
Freon 113	ND	4.9	0.9804	110560	02/17/06
1,1-Dichloroethene	ND	4.9	0.9804	110560	02/17/06
Methylene Chloride	37	20	0.9804	110560	02/17/06
Carbon Disulfide	ND	4.9	0.9804	110560	02/17/06
MTBE	ND	4.9	0.9804	110560	02/17/06
trans-1,2-Dichloroethene	ND	4.9	0.9804	110560	02/17/06
Vinyl Acetate	ND	49	0.9804	110560	02/17/06
1,1-Dichloroethane	ND	4.9	0.9804	110560	02/17/06
2-Butanone	ND	9.8	0.9804	110560	02/17/06
cis-1,2-Dichloroethene	66	25	5.000	110607	02/21/06
2,2-Dichloropropane	ND	4.9	0.9804	110560	02/17/06
Chloroform	ND	4.9	0.9804	110560	02/17/06
Bromochloromethane	ND	4.9	0.9804	110560	02/17/06
1,1,1-Trichloroethane	ND	4.9	0.9804	110560	02/17/06
1,1-Dichloropropene	ND	4.9	0.9804	110560	02/17/06
Carbon Tetrachloride	ND	4.9	0.9804	110560	02/17/06
1,2-Dichloroethane	ND	4.9	0.9804	110560	02/17/06
Benzene	ND	4.9	0.9804	110560	02/17/06
Trichloroethene	ND	25	5.000	110607	02/21/06
1,2-Dichloropropane	ND	4.9	0.9804	110560	02/17/06
Bromodichloromethane	ND	4.9	0.9804	110560	02/17/06
Dibromomethane	ND	4.9	0.9804	110560	02/17/06
4-Methyl-2-Pentanone	ND	9.8	0.9804	110560	02/17/06
cis-1,3-Dichloropropene	ND	4.9	0.9804	110560	02/17/06
Toluene	ND	4.9	0.9804	110560	02/17/06
trans-1,3-Dichloropropene	ND	4.9	0.9804	110560	02/17/06
1,1,2-Trichloroethane	ND	4.9	0.9804	110560	02/17/06
2-Hexanone	ND	9.8	0.9804	110560	02/17/06
1,3-Dichloropropane	ND	4.9	0.9804	110560	02/17/06
Tetrachloroethene	ND	4.9	0.9804	110560	02/17/06
Dibromochloromethane	ND	4.9	0.9804	110560	02/17/06

ND= Not Detected

RL= Reporting Limit

Purgeable Organics by GC/MS

Lab #:	184972	Location:	GE Caral
Client:	Clayton Group Services	Prep:	EPA 5030B
Project#:	STANDARD	Analysis:	EPA 8260B
Field ID:	SB-6@6	Basis:	as received
Lab ID:	184972-012	Sampled:	02/16/06
Matrix:	Soil	Received:	02/16/06
Units:	ug/Kg		

Analyte	Result	RL	Diln Fac	Batch#	Analyzed
1,2-Dibromoethane	ND	4.9	0.9804	110560	02/17/06
Chlorobenzene	ND	4.9	0.9804	110560	02/17/06
1,1,1,2-Tetrachloroethane	ND	4.9	0.9804	110560	02/17/06
Ethylbenzene	ND	4.9	0.9804	110560	02/17/06
m,p-Xylenes	ND	4.9	0.9804	110560	02/17/06
o-Xylene	ND	4.9	0.9804	110560	02/17/06
Styrene	ND	4.9	0.9804	110560	02/17/06
Bromoform	ND	4.9	0.9804	110560	02/17/06
Isopropylbenzene	ND	4.9	0.9804	110560	02/17/06
1,1,2,2-Tetrachloroethane	ND	4.9	0.9804	110560	02/17/06
1,2,3-Trichloropropane	ND	4.9	0.9804	110560	02/17/06
Propylbenzene	ND	4.9	0.9804	110560	02/17/06
Bromobenzene	ND	4.9	0.9804	110560	02/17/06
1,3,5-Trimethylbenzene	ND	4.9	0.9804	110560	02/17/06
2-Chlorotoluene	ND	4.9	0.9804	110560	02/17/06
4-Chlorotoluene	ND	4.9	0.9804	110560	02/17/06
tert-Butylbenzene	ND	4.9	0.9804	110560	02/17/06
1,2,4-Trimethylbenzene	ND	4.9	0.9804	110560	02/17/06
sec-Butylbenzene	ND	4.9	0.9804	110560	02/17/06
para-Isopropyl Toluene	ND	4.9	0.9804	110560	02/17/06
1,3-Dichlorobenzene	ND	4.9	0.9804	110560	02/17/06
1,4-Dichlorobenzene	ND	4.9	0.9804	110560	02/17/06
n-Butylbenzene	ND	4.9	0.9804	110560	02/17/06
1,2-Dichlorobenzene	ND	4.9	0.9804	110560	02/17/06
1,2-Dibromo-3-Chloropropane	ND	4.9	0.9804	110560	02/17/06
1,2,4-Trichlorobenzene	ND	4.9	0.9804	110560	02/17/06
Hexachlorobutadiene	ND	4.9	0.9804	110560	02/17/06
Naphthalene	ND	4.9	0.9804	110560	02/17/06
1,2,3-Trichlorobenzene	ND	4.9	0.9804	110560	02/17/06

Surrogate	%REC	Limits	Diln Fac	Batch#	Analyzed
Dibromofluoromethane	105	80-120	0.9804	110560	02/17/06
1,2-Dichloroethane-d4	110	80-123	0.9804	110560	02/17/06
Toluene-d8	103	80-120	0.9804	110560	02/17/06
Bromofluorobenzene	104	80-124	0.9804	110560	02/17/06

ND= Not Detected

RL= Reporting Limit

Purgeable Organics by GC/MS

Lab #:	184972	Location:	GE Caral
Client:	Clayton Group Services	Prep:	EPA 5030B
Project#:	STANDARD	Analysis:	EPA 8260B
Field ID:	SB-7@3	Diln Fac:	0.9259
Lab ID:	184972-013	Batch#:	110607
Matrix:	Soil	Sampled:	02/16/06
Units:	ug/Kg	Received:	02/16/06
Basis:	as received	Analyzed:	02/21/06

Analyte	Result	RL
Freon 12	ND	9.3
Chloromethane	ND	9.3
Vinyl Chloride	ND	9.3
Bromomethane	ND	9.3
Chloroethane	ND	9.3
Trichlorofluoromethane	ND	4.6
Acetone	ND	19
Freon 113	ND	4.6
1,1-Dichloroethene	ND	4.6
Methylene Chloride	ND	19
Carbon Disulfide	ND	4.6
MTBE	ND	4.6
trans-1,2-Dichloroethene	ND	4.6
Vinyl Acetate	ND	46
1,1-Dichloroethane	ND	4.6
2-Butanone	ND	9.3
cis-1,2-Dichloroethene	5.1	4.6
2,2-Dichloropropane	ND	4.6
Chloroform	ND	4.6
Bromochloromethane	ND	4.6
1,1,1-Trichloroethane	ND	4.6
1,1-Dichloropropene	ND	4.6
Carbon Tetrachloride	ND	4.6
1,2-Dichloroethane	ND	4.6
Benzene	ND	4.6
Trichloroethene	ND	4.6
1,2-Dichloropropane	ND	4.6
Bromodichloromethane	ND	4.6
Dibromomethane	ND	4.6
4-Methyl-2-Pentanone	ND	9.3
cis-1,3-Dichloropropene	ND	4.6
Toluene	ND	4.6
trans-1,3-Dichloropropene	ND	4.6
1,1,2-Trichloroethane	ND	4.6
2-Hexanone	ND	9.3
1,3-Dichloropropane	ND	4.6
Tetrachloroethene	ND	4.6

ND= Not Detected

RL= Reporting Limit

Purgeable Organics by GC/MS

Lab #:	184972	Location:	GE Caral
Client:	Clayton Group Services	Prep:	EPA 5030B
Project#:	STANDARD	Analysis:	EPA 8260B
Field ID:	SB-7@3	Diln Fac:	0.9259
Lab ID:	184972-013	Batch#:	110607
Matrix:	Soil	Sampled:	02/16/06
Units:	ug/Kg	Received:	02/16/06
Basis:	as received	Analyzed:	02/21/06

Analyte	Result	RL
Dibromochloromethane	ND	4.6
1,2-Dibromoethane	ND	4.6
Chlorobenzene	ND	4.6
1,1,1,2-Tetrachloroethane	ND	4.6
Ethylbenzene	ND	4.6
m,p-Xylenes	ND	4.6
o-Xylene	ND	4.6
Styrene	ND	4.6
Bromoform	ND	4.6
Isopropylbenzene	ND	4.6
1,1,2,2-Tetrachloroethane	ND	4.6
1,2,3-Trichloropropane	ND	4.6
Propylbenzene	ND	4.6
Bromobenzene	ND	4.6
1,3,5-Trimethylbenzene	ND	4.6
2-Chlorotoluene	ND	4.6
4-Chlorotoluene	ND	4.6
tert-Butylbenzene	ND	4.6
1,2,4-Trimethylbenzene	ND	4.6
sec-Butylbenzene	ND	4.6
para-Isopropyl Toluene	ND	4.6
1,3-Dichlorobenzene	ND	4.6
1,4-Dichlorobenzene	ND	4.6
n-Butylbenzene	ND	4.6
1,2-Dichlorobenzene	ND	4.6
1,2-Dibromo-3-Chloropropane	ND	4.6
1,2,4-Trichlorobenzene	ND	4.6
Hexachlorobutadiene	ND	4.6
Naphthalene	ND	4.6
1,2,3-Trichlorobenzene	ND	4.6

Surrogate	%REC	Limits
Dibromofluoromethane	108	80-120
1,2-Dichloroethane-d4	108	80-123
Toluene-d8	102	80-120
Bromofluorobenzene	108	80-124

ND= Not Detected

RL= Reporting Limit

Purgeable Organics by GC/MS

Lab #:	184972	Location:	GE Caral
Client:	Clayton Group Services	Prep:	EPA 5030B
Project#:	STANDARD	Analysis:	EPA 8260B
Field ID:	SB-7@6	Diln Fac:	0.9259
Lab ID:	184972-014	Batch#:	110596
Matrix:	Soil	Sampled:	02/16/06
Units:	ug/Kg	Received:	02/16/06
Basis:	as received	Analyzed:	02/21/06

Analyte	Result	RL
Freon 12	ND	9.3
Chloromethane	ND	9.3
Vinyl Chloride	ND	9.3
Bromomethane	ND	9.3
Chloroethane	ND	9.3
Trichlorofluoromethane	ND	4.6
Acetone	ND	19
Freon 113	ND	4.6
1,1-Dichloroethene	ND	4.6
Methylene Chloride	33	19
Carbon Disulfide	ND	4.6
MTBE	ND	4.6
trans-1,2-Dichloroethene	ND	4.6
Vinyl Acetate	ND	46
1,1-Dichloroethane	ND	4.6
2-Butanone	ND	9.3
cis-1,2-Dichloroethene	32	4.6
2,2-Dichloropropane	ND	4.6
Chloroform	ND	4.6
Bromochloromethane	ND	4.6
1,1,1-Trichloroethane	ND	4.6
1,1-Dichloropropene	ND	4.6
Carbon Tetrachloride	ND	4.6
1,2-Dichloroethane	ND	4.6
Benzene	ND	4.6
Trichloroethene	11	4.6
1,2-Dichloropropane	ND	4.6
Bromodichloromethane	ND	4.6
Dibromomethane	ND	4.6
4-Methyl-2-Pentanone	ND	9.3
cis-1,3-Dichloropropene	ND	4.6
Toluene	ND	4.6
trans-1,3-Dichloropropene	ND	4.6
1,1,2-Trichloroethane	ND	4.6
2-Hexanone	ND	9.3
1,3-Dichloropropane	ND	4.6
Tetrachloroethene	ND	4.6

ND= Not Detected

RL= Reporting Limit

Purgeable Organics by GC/MS

Lab #:	184972	Location:	GE Caral
Client:	Clayton Group Services	Prep:	EPA 5030B
Project#:	STANDARD	Analysis:	EPA 8260B
Field ID:	SB-7@6	Diln Fac:	0.9259
Lab ID:	184972-014	Batch#:	110596
Matrix:	Soil	Sampled:	02/16/06
Units:	ug/Kg	Received:	02/16/06
Basis:	as received	Analyzed:	02/21/06

Analyte	Result	RL
Dibromochloromethane	ND	4.6
1,2-Dibromoethane	ND	4.6
Chlorobenzene	ND	4.6
1,1,1,2-Tetrachloroethane	ND	4.6
Ethylbenzene	ND	4.6
m,p-Xylenes	ND	4.6
o-Xylene	ND	4.6
Styrene	ND	4.6
Bromoform	ND	4.6
Isopropylbenzene	ND	4.6
1,1,2,2-Tetrachloroethane	ND	4.6
1,2,3-Trichloropropane	ND	4.6
Propylbenzene	ND	4.6
Bromobenzene	ND	4.6
1,3,5-Trimethylbenzene	ND	4.6
2-Chlorotoluene	ND	4.6
4-Chlorotoluene	ND	4.6
tert-Butylbenzene	ND	4.6
1,2,4-Trimethylbenzene	ND	4.6
sec-Butylbenzene	ND	4.6
para-Isopropyl Toluene	ND	4.6
1,3-Dichlorobenzene	ND	4.6
1,4-Dichlorobenzene	ND	4.6
n-Butylbenzene	ND	4.6
1,2-Dichlorobenzene	ND	4.6
1,2-Dibromo-3-Chloropropane	ND	4.6
1,2,4-Trichlorobenzene	ND	4.6
Hexachlorobutadiene	ND	4.6
Naphthalene	ND	4.6
1,2,3-Trichlorobenzene	ND	4.6

Surrogate	%REC	Limits
Dibromofluoromethane	101	80-120
1,2-Dichloroethane-d4	118	80-123
Toluene-d8	101	80-120
Bromofluorobenzene	101	80-124

ND= Not Detected

RL= Reporting Limit

Purgeable Organics by GC/MS

Lab #:	184972	Location:	GE Caral
Client:	Clayton Group Services	Prep:	EPA 5030B
Project#:	STANDARD	Analysis:	EPA 8260B
Field ID:	SB-8@3	Diln Fac:	0.8929
Lab ID:	184972-015	Batch#:	110596
Matrix:	Soil	Sampled:	02/16/06
Units:	ug/Kg	Received:	02/16/06
Basis:	as received	Analyzed:	02/21/06

Analyte	Result	RL
Freon 12	ND	8.9
Chloromethane	ND	8.9
Vinyl Chloride	ND	8.9
Bromomethane	ND	8.9
Chloroethane	ND	8.9
Trichlorofluoromethane	ND	4.5
Acetone	ND	18
Freon 113	ND	4.5
1,1-Dichloroethene	ND	4.5
Methylene Chloride	45	18
Carbon Disulfide	ND	4.5
MTBE	ND	4.5
trans-1,2-Dichloroethene	ND	4.5
Vinyl Acetate	ND	45
1,1-Dichloroethane	ND	4.5
2-Butanone	ND	8.9
cis-1,2-Dichloroethene	ND	4.5
2,2-Dichloropropane	ND	4.5
Chloroform	ND	4.5
Bromochloromethane	ND	4.5
1,1,1-Trichloroethane	ND	4.5
1,1-Dichloropropene	ND	4.5
Carbon Tetrachloride	ND	4.5
1,2-Dichloroethane	ND	4.5
Benzene	ND	4.5
Trichloroethene	ND	4.5
1,2-Dichloropropane	ND	4.5
Bromodichloromethane	ND	4.5
Dibromomethane	ND	4.5
4-Methyl-2-Pentanone	ND	8.9
cis-1,3-Dichloropropene	ND	4.5
Toluene	ND	4.5
trans-1,3-Dichloropropene	ND	4.5
1,1,2-Trichloroethane	ND	4.5
2-Hexanone	ND	8.9
1,3-Dichloropropane	ND	4.5
Tetrachloroethene	ND	4.5

ND= Not Detected

RL= Reporting Limit

Purgeable Organics by GC/MS

Lab #:	184972	Location:	GE Caral
Client:	Clayton Group Services	Prep:	EPA 5030B
Project#:	STANDARD	Analysis:	EPA 8260B
Field ID:	SB-8@3	Diln Fac:	0.8929
Lab ID:	184972-015	Batch#:	110596
Matrix:	Soil	Sampled:	02/16/06
Units:	ug/Kg	Received:	02/16/06
Basis:	as received	Analyzed:	02/21/06

Analyte	Result	RL
Dibromochloromethane	ND	4.5
1,2-Dibromoethane	ND	4.5
Chlorobenzene	ND	4.5
1,1,1,2-Tetrachloroethane	ND	4.5
Ethylbenzene	ND	4.5
m,p-Xylenes	ND	4.5
o-Xylene	ND	4.5
Styrene	ND	4.5
Bromoform	ND	4.5
Isopropylbenzene	ND	4.5
1,1,2,2-Tetrachloroethane	ND	4.5
1,2,3-Trichloropropane	ND	4.5
Propylbenzene	ND	4.5
Bromobenzene	ND	4.5
1,3,5-Trimethylbenzene	ND	4.5
2-Chlorotoluene	ND	4.5
4-Chlorotoluene	ND	4.5
tert-Butylbenzene	ND	4.5
1,2,4-Trimethylbenzene	ND	4.5
sec-Butylbenzene	ND	4.5
para-Isopropyl Toluene	ND	4.5
1,3-Dichlorobenzene	ND	4.5
1,4-Dichlorobenzene	ND	4.5
n-Butylbenzene	ND	4.5
1,2-Dichlorobenzene	ND	4.5
1,2-Dibromo-3-Chloropropane	ND	4.5
1,2,4-Trichlorobenzene	ND	4.5
Hexachlorobutadiene	ND	4.5
Naphthalene	ND	4.5
1,2,3-Trichlorobenzene	ND	4.5

Surrogate	%REC	Limits
Dibromofluoromethane	102	80-120
1,2-Dichloroethane-d4	120	80-123
Toluene-d8	99	80-120
Bromofluorobenzene	105	80-124

ND= Not Detected

RL= Reporting Limit

Purgeable Organics by GC/MS

Lab #:	184972	Location:	GE Caral
Client:	Clayton Group Services	Prep:	EPA 5030B
Project#:	STANDARD	Analysis:	EPA 8260B
Field ID:	SB-8@6	Diln Fac:	0.9434
Lab ID:	184972-016	Batch#:	110596
Matrix:	Soil	Sampled:	02/16/06
Units:	ug/Kg	Received:	02/16/06
Basis:	as received	Analyzed:	02/21/06

Analyte	Result	RL
Freon 12	ND	9.4
Chloromethane	ND	9.4
Vinyl Chloride	ND	9.4
Bromomethane	ND	9.4
Chloroethane	ND	9.4
Trichlorofluoromethane	ND	4.7
Acetone	ND	19
Freon 113	ND	4.7
1,1-Dichloroethene	ND	4.7
Methylene Chloride	55	19
Carbon Disulfide	ND	4.7
MTBE	ND	4.7
trans-1,2-Dichloroethene	ND	4.7
Vinyl Acetate	ND	47
1,1-Dichloroethane	ND	4.7
2-Butanone	ND	9.4
cis-1,2-Dichloroethene	ND	4.7
2,2-Dichloropropane	ND	4.7
Chloroform	ND	4.7
Bromochloromethane	ND	4.7
1,1,1-Trichloroethane	ND	4.7
1,1-Dichloropropene	ND	4.7
Carbon Tetrachloride	ND	4.7
1,2-Dichloroethane	ND	4.7
Benzene	ND	4.7
Trichloroethene	ND	4.7
1,2-Dichloropropane	ND	4.7
Bromodichloromethane	ND	4.7
Dibromomethane	ND	4.7
4-Methyl-2-Pentanone	ND	9.4
cis-1,3-Dichloropropene	ND	4.7
Toluene	ND	4.7
trans-1,3-Dichloropropene	ND	4.7
1,1,2-Trichloroethane	ND	4.7
2-Hexanone	ND	9.4
1,3-Dichloropropane	ND	4.7
Tetrachloroethene	ND	4.7
Dibromochloromethane	ND	4.7
1,2-Dibromoethane	ND	4.7
Chlorobenzene	ND	4.7
1,1,1,2-Tetrachloroethane	ND	4.7
Ethylbenzene	ND	4.7
m,p-Xylenes	ND	4.7
o-Xylene	ND	4.7
Styrene	ND	4.7
Bromoform	ND	4.7
Isopropylbenzene	ND	4.7
1,1,2,2-Tetrachloroethane	ND	4.7
1,2,3-Trichloropropane	ND	4.7
Propylbenzene	ND	4.7
Bromobenzene	ND	4.7
1,3,5-Trimethylbenzene	ND	4.7
2-Chlorotoluene	ND	4.7

*= Value outside of QC limits; see narrative

ND= Not Detected

RL= Reporting Limit

Purgeable Organics by GC/MS

Lab #:	184972	Location:	GE Caral
Client:	Clayton Group Services	Prep:	EPA 5030B
Project#:	STANDARD	Analysis:	EPA 8260B
Field ID:	SB-8@6	Diln Fac:	0.9434
Lab ID:	184972-016	Batch#:	110596
Matrix:	Soil	Sampled:	02/16/06
Units:	ug/Kg	Received:	02/16/06
Basis:	as received	Analyzed:	02/21/06

Analyte	Result	RL
4-Chlorotoluene	ND	4.7
tert-Butylbenzene	ND	4.7
1,2,4-Trimethylbenzene	ND	4.7
sec-Butylbenzene	ND	4.7
para-Isopropyl Toluene	ND	4.7
1,3-Dichlorobenzene	ND	4.7
1,4-Dichlorobenzene	ND	4.7
n-Butylbenzene	ND	4.7
1,2-Dichlorobenzene	ND	4.7
1,2-Dibromo-3-Chloropropane	ND	4.7
1,2,4-Trichlorobenzene	ND	4.7
Hexachlorobutadiene	ND	4.7
Naphthalene	ND	4.7
1,2,3-Trichlorobenzene	ND	4.7

Surrogate	%REC	Limits
Dibromofluoromethane	104	80-120
1,2-Dichloroethane-d4	124 *	80-123
Toluene-d8	100	80-120
Bromofluorobenzene	107	80-124

*= Value outside of QC limits; see narrative
 ND= Not Detected
 RL= Reporting Limit
 Page 2 of 2

Purgeable Organics by GC/MS

Lab #:	184972	Location:	GE Caral
Client:	Clayton Group Services	Prep:	EPA 5030B
Project#:	STANDARD	Analysis:	EPA 8260B
Field ID:	SB-9@3	Diln Fac:	0.9259
Lab ID:	184972-017	Batch#:	110700
Matrix:	Soil	Sampled:	02/16/06
Units:	ug/Kg	Received:	02/16/06
Basis:	as received	Analyzed:	02/23/06

Analyte	Result	RL
Freon 12	ND	9.3
Chloromethane	ND	9.3
Vinyl Chloride	ND	9.3
Bromomethane	ND	9.3
Chloroethane	ND	9.3
Trichlorofluoromethane	ND	4.6
Acetone	ND	19
Freon 113	ND	4.6
1,1-Dichloroethene	ND	4.6
Methylene Chloride	31	19
Carbon Disulfide	ND	4.6
MTBE	ND	4.6
trans-1,2-Dichloroethene	ND	4.6
Vinyl Acetate	ND	46
1,1-Dichloroethane	ND	4.6
2-Butanone	ND	9.3
cis-1,2-Dichloroethene	ND	4.6
2,2-Dichloropropane	ND	4.6
Chloroform	ND	4.6
Bromochloromethane	ND	4.6
1,1,1-Trichloroethane	ND	4.6
1,1-Dichloropropene	ND	4.6
Carbon Tetrachloride	ND	4.6
1,2-Dichloroethane	ND	4.6
Benzene	ND	4.6
Trichloroethene	ND	4.6
1,2-Dichloropropane	ND	4.6
Bromodichloromethane	ND	4.6
Dibromomethane	ND	4.6
4-Methyl-2-Pentanone	ND	9.3
cis-1,3-Dichloropropene	ND	4.6
Toluene	ND	4.6
trans-1,3-Dichloropropene	ND	4.6
1,1,2-Trichloroethane	ND	4.6
2-Hexanone	ND	9.3
1,3-Dichloropropane	ND	4.6
Tetrachloroethene	ND	4.6

ND= Not Detected

RL= Reporting Limit

Purgeable Organics by GC/MS

Lab #:	184972	Location:	GE Caral
Client:	Clayton Group Services	Prep:	EPA 5030B
Project#:	STANDARD	Analysis:	EPA 8260B
Field ID:	SB-9@3	Diln Fac:	0.9259
Lab ID:	184972-017	Batch#:	110700
Matrix:	Soil	Sampled:	02/16/06
Units:	ug/Kg	Received:	02/16/06
Basis:	as received	Analyzed:	02/23/06

Analyte	Result	RL
Dibromochloromethane	ND	4.6
1,2-Dibromoethane	ND	4.6
Chlorobenzene	ND	4.6
1,1,1,2-Tetrachloroethane	ND	4.6
Ethylbenzene	ND	4.6
m,p-Xylenes	ND	4.6
o-Xylene	ND	4.6
Styrene	ND	4.6
Bromoform	ND	4.6
Isopropylbenzene	ND	4.6
1,1,2,2-Tetrachloroethane	ND	4.6
1,2,3-Trichloropropane	ND	4.6
Propylbenzene	ND	4.6
Bromobenzene	ND	4.6
1,3,5-Trimethylbenzene	ND	4.6
2-Chlorotoluene	ND	4.6
4-Chlorotoluene	ND	4.6
tert-Butylbenzene	ND	4.6
1,2,4-Trimethylbenzene	ND	4.6
sec-Butylbenzene	ND	4.6
para-Isopropyl Toluene	ND	4.6
1,3-Dichlorobenzene	ND	4.6
1,4-Dichlorobenzene	ND	4.6
n-Butylbenzene	ND	4.6
1,2-Dichlorobenzene	ND	4.6
1,2-Dibromo-3-Chloropropane	ND	4.6
1,2,4-Trichlorobenzene	ND	4.6
Hexachlorobutadiene	ND	4.6
Naphthalene	ND	4.6
1,2,3-Trichlorobenzene	ND	4.6

Surrogate	%REC	Limits
Dibromofluoromethane	90	80-120
1,2-Dichloroethane-d4	97	80-123
Toluene-d8	97	80-120
Bromofluorobenzene	101	80-124

ND= Not Detected

RL= Reporting Limit

Purgeable Organics by GC/MS

Lab #:	184972	Location:	GE Caral
Client:	Clayton Group Services	Prep:	EPA 5030B
Project#:	STANDARD	Analysis:	EPA 8260B
Field ID:	SB-9@6	Diln Fac:	0.9434
Lab ID:	184972-018	Batch#:	110700
Matrix:	Soil	Sampled:	02/16/06
Units:	ug/Kg	Received:	02/16/06
Basis:	as received	Analyzed:	02/23/06

Analyte	Result	RL
Freon 12	ND	9.4
Chloromethane	ND	9.4
Vinyl Chloride	ND	9.4
Bromomethane	ND	9.4
Chloroethane	ND	9.4
Trichlorofluoromethane	ND	4.7
Acetone	ND	19
Freon 113	ND	4.7
1,1-Dichloroethene	ND	4.7
Methylene Chloride	50	19
Carbon Disulfide	ND	4.7
MTBE	ND	4.7
trans-1,2-Dichloroethene	ND	4.7
Vinyl Acetate	ND	47
1,1-Dichloroethane	ND	4.7
2-Butanone	ND	9.4
cis-1,2-Dichloroethene	5.1	4.7
2,2-Dichloropropane	ND	4.7
Chloroform	ND	4.7
Bromochloromethane	ND	4.7
1,1,1-Trichloroethane	ND	4.7
1,1-Dichloropropene	ND	4.7
Carbon Tetrachloride	ND	4.7
1,2-Dichloroethane	ND	4.7
Benzene	ND	4.7
Trichloroethene	ND	4.7
1,2-Dichloropropane	ND	4.7
Bromodichloromethane	ND	4.7
Dibromomethane	ND	4.7
4-Methyl-2-Pentanone	ND	9.4
cis-1,3-Dichloropropene	ND	4.7
Toluene	ND	4.7
trans-1,3-Dichloropropene	ND	4.7
1,1,2-Trichloroethane	ND	4.7
2-Hexanone	ND	9.4
1,3-Dichloropropane	ND	4.7
Tetrachloroethene	ND	4.7

ND= Not Detected

RL= Reporting Limit

Purgeable Organics by GC/MS

Lab #:	184972	Location:	GE Caral
Client:	Clayton Group Services	Prep:	EPA 5030B
Project#:	STANDARD	Analysis:	EPA 8260B
Field ID:	SB-9@6	Diln Fac:	0.9434
Lab ID:	184972-018	Batch#:	110700
Matrix:	Soil	Sampled:	02/16/06
Units:	ug/Kg	Received:	02/16/06
Basis:	as received	Analyzed:	02/23/06

Analyte	Result	RL
Dibromochloromethane	ND	4.7
1,2-Dibromoethane	ND	4.7
Chlorobenzene	ND	4.7
1,1,1,2-Tetrachloroethane	ND	4.7
Ethylbenzene	ND	4.7
m,p-Xylenes	ND	4.7
o-Xylene	ND	4.7
Styrene	ND	4.7
Bromoform	ND	4.7
Isopropylbenzene	ND	4.7
1,1,2,2-Tetrachloroethane	ND	4.7
1,2,3-Trichloropropane	ND	4.7
Propylbenzene	ND	4.7
Bromobenzene	ND	4.7
1,3,5-Trimethylbenzene	ND	4.7
2-Chlorotoluene	ND	4.7
4-Chlorotoluene	ND	4.7
tert-Butylbenzene	ND	4.7
1,2,4-Trimethylbenzene	ND	4.7
sec-Butylbenzene	ND	4.7
para-Isopropyl Toluene	ND	4.7
1,3-Dichlorobenzene	ND	4.7
1,4-Dichlorobenzene	ND	4.7
n-Butylbenzene	ND	4.7
1,2-Dichlorobenzene	ND	4.7
1,2-Dibromo-3-Chloropropane	ND	4.7
1,2,4-Trichlorobenzene	ND	4.7
Hexachlorobutadiene	ND	4.7
Naphthalene	ND	4.7
1,2,3-Trichlorobenzene	ND	4.7

Surrogate	%REC	Limits
Dibromofluoromethane	90	80-120
1,2-Dichloroethane-d4	96	80-123
Toluene-d8	97	80-120
Bromofluorobenzene	100	80-124

ND= Not Detected

RL= Reporting Limit

Batch QC Report

Purgeable Organics by GC/MS			
Lab #:	184972	Location:	GE Caral
Client:	Clayton Group Services	Prep:	EPA 5030B
Project#:	STANDARD	Analysis:	EPA 8260B
Type:	LCS	Basis:	as received
Lab ID:	QC328447	Diln Fac:	1.000
Matrix:	Soil	Batch#:	110555
Units:	ug/Kg	Analyzed:	02/17/06

Analyte	Spiked	Result	%REC	Limits
1,1-Dichloroethene	50.00	52.90	106	78-127
Benzene	50.00	53.40	107	80-120
Trichloroethene	50.00	52.06	104	80-120
Toluene	50.00	52.30	105	80-120
Chlorobenzene	50.00	50.64	101	80-120

Surrogate	%REC	Limits
Dibromofluoromethane	90	80-120
1,2-Dichloroethane-d4	94	80-123
Toluene-d8	105	80-120
Bromofluorobenzene	103	80-124

Batch QC Report

Purgeable Organics by GC/MS			
Lab #:	184972	Location:	GE Caral
Client:	Clayton Group Services	Prep:	EPA 5030B
Project#:	STANDARD	Analysis:	EPA 8260B
Type:	BLANK	Basis:	as received
Lab ID:	QC328448	Diln Fac:	1.000
Matrix:	Soil	Batch#:	110555
Units:	ug/Kg	Analyzed:	02/17/06

Analyte	Result	RL
Freon 12	ND	10
Chloromethane	ND	10
Vinyl Chloride	ND	10
Bromomethane	ND	10
Chloroethane	ND	10
Trichlorofluoromethane	ND	5.0
Acetone	ND	20
Freon 113	ND	5.0
1,1-Dichloroethene	ND	5.0
Methylene Chloride	ND	20
Carbon Disulfide	ND	5.0
MTBE	ND	5.0
trans-1,2-Dichloroethene	ND	5.0
Vinyl Acetate	ND	50
1,1-Dichloroethane	ND	5.0
2-Butanone	ND	10
cis-1,2-Dichloroethene	ND	5.0
2,2-Dichloropropane	ND	5.0
Chloroform	ND	5.0
Bromochloromethane	ND	5.0
1,1,1-Trichloroethane	ND	5.0
1,1-Dichloropropene	ND	5.0
Carbon Tetrachloride	ND	5.0
1,2-Dichloroethane	ND	5.0
Benzene	ND	5.0
Trichloroethene	ND	5.0
1,2-Dichloropropane	ND	5.0
Bromodichloromethane	ND	5.0
Dibromomethane	ND	5.0
4-Methyl-2-Pentanone	ND	10
cis-1,3-Dichloropropene	ND	5.0
Toluene	ND	5.0
trans-1,3-Dichloropropene	ND	5.0
1,1,2-Trichloroethane	ND	5.0
2-Hexanone	ND	10
1,3-Dichloropropane	ND	5.0
Tetrachloroethene	ND	5.0

ND= Not Detected

RL= Reporting Limit

Batch QC Report

Purgeable Organics by GC/MS			
Lab #:	184972	Location:	GE Caral
Client:	Clayton Group Services	Prep:	EPA 5030B
Project#:	STANDARD	Analysis:	EPA 8260B
Type:	BLANK	Basis:	as received
Lab ID:	QC328448	Diln Fac:	1.000
Matrix:	Soil	Batch#:	110555
Units:	ug/Kg	Analyzed:	02/17/06

Analyte	Result	RL
Dibromochloromethane	ND	5.0
1,2-Dibromoethane	ND	5.0
Chlorobenzene	ND	5.0
1,1,1,2-Tetrachloroethane	ND	5.0
Ethylbenzene	ND	5.0
m,p-Xylenes	ND	5.0
o-Xylene	ND	5.0
Styrene	ND	5.0
Bromoform	ND	5.0
Isopropylbenzene	ND	5.0
1,1,2,2-Tetrachloroethane	ND	5.0
1,2,3-Trichloropropane	ND	5.0
Propylbenzene	ND	5.0
Bromobenzene	ND	5.0
1,3,5-Trimethylbenzene	ND	5.0
2-Chlorotoluene	ND	5.0
4-Chlorotoluene	ND	5.0
tert-Butylbenzene	ND	5.0
1,2,4-Trimethylbenzene	ND	5.0
sec-Butylbenzene	ND	5.0
para-Isopropyl Toluene	ND	5.0
1,3-Dichlorobenzene	ND	5.0
1,4-Dichlorobenzene	ND	5.0
n-Butylbenzene	ND	5.0
1,2-Dichlorobenzene	ND	5.0
1,2-Dibromo-3-Chloropropane	ND	5.0
1,2,4-Trichlorobenzene	ND	5.0
Hexachlorobutadiene	ND	5.0
Naphthalene	ND	5.0
1,2,3-Trichlorobenzene	ND	5.0

Surrogate	%REC	Limits
Dibromofluoromethane	90	80-120
1,2-Dichloroethane-d4	96	80-123
Toluene-d8	100	80-120
Bromofluorobenzene	102	80-124

ND= Not Detected

RL= Reporting Limit

Batch QC Report

Purgeable Organics by GC/MS			
Lab #:	184972	Location:	GE Caral
Client:	Clayton Group Services	Prep:	EPA 5030B
Project#:	STANDARD	Analysis:	EPA 8260B
Type:	LCS	Basis:	as received
Lab ID:	QC328463	Diln Fac:	1.000
Matrix:	Soil	Batch#:	110560
Units:	ug/Kg	Analyzed:	02/17/06

Analyte	Spiked	Result	%REC	Limits
1,1-Dichloroethene	25.00	30.60	122	78-127
Benzene	25.00	27.40	110	80-120
Trichloroethene	25.00	27.99	112	80-120
Toluene	25.00	26.51	106	80-120
Chlorobenzene	25.00	27.30	109	80-120

Surrogate	%REC	Limits
Dibromofluoromethane	101	80-120
1,2-Dichloroethane-d4	99	80-123
Toluene-d8	99	80-120
Bromofluorobenzene	101	80-124

Batch QC Report

Purgeable Organics by GC/MS			
Lab #:	184972	Location:	GE Caral
Client:	Clayton Group Services	Prep:	EPA 5030B
Project#:	STANDARD	Analysis:	EPA 8260B
Type:	BLANK	Basis:	as received
Lab ID:	QC328464	Diln Fac:	1.000
Matrix:	Soil	Batch#:	110560
Units:	ug/Kg	Analyzed:	02/17/06

Analyte	Result	RL
Freon 12	ND	10
Chloromethane	ND	10
Vinyl Chloride	ND	10
Bromomethane	ND	10
Chloroethane	ND	10
Trichlorofluoromethane	ND	5.0
Acetone	ND	20
Freon 113	ND	5.0
1,1-Dichloroethene	ND	5.0
Methylene Chloride	ND	20
Carbon Disulfide	ND	5.0
MTBE	ND	5.0
trans-1,2-Dichloroethene	ND	5.0
Vinyl Acetate	ND	50
1,1-Dichloroethane	ND	5.0
2-Butanone	ND	10
cis-1,2-Dichloroethene	ND	5.0
2,2-Dichloropropane	ND	5.0
Chloroform	ND	5.0
Bromochloromethane	ND	5.0
1,1,1-Trichloroethane	ND	5.0
1,1-Dichloropropene	ND	5.0
Carbon Tetrachloride	ND	5.0
1,2-Dichloroethane	ND	5.0
Benzene	ND	5.0
Trichloroethene	ND	5.0
1,2-Dichloropropane	ND	5.0
Bromodichloromethane	ND	5.0
Dibromomethane	ND	5.0
4-Methyl-2-Pentanone	ND	10
cis-1,3-Dichloropropene	ND	5.0
Toluene	ND	5.0
trans-1,3-Dichloropropene	ND	5.0
1,1,2-Trichloroethane	ND	5.0
2-Hexanone	ND	10
1,3-Dichloropropane	ND	5.0
Tetrachloroethene	ND	5.0

ND= Not Detected

RL= Reporting Limit

Batch QC Report

Purgeable Organics by GC/MS			
Lab #:	184972	Location:	GE Caral
Client:	Clayton Group Services	Prep:	EPA 5030B
Project#:	STANDARD	Analysis:	EPA 8260B
Type:	BLANK	Basis:	as received
Lab ID:	QC328464	Diln Fac:	1.000
Matrix:	Soil	Batch#:	110560
Units:	ug/Kg	Analyzed:	02/17/06

Analyte	Result	RL
Dibromochloromethane	ND	5.0
1,2-Dibromoethane	ND	5.0
Chlorobenzene	ND	5.0
1,1,1,2-Tetrachloroethane	ND	5.0
Ethylbenzene	ND	5.0
m,p-Xylenes	ND	5.0
o-Xylene	ND	5.0
Styrene	ND	5.0
Bromoform	ND	5.0
Isopropylbenzene	ND	5.0
1,1,2,2-Tetrachloroethane	ND	5.0
1,2,3-Trichloropropane	ND	5.0
Propylbenzene	ND	5.0
Bromobenzene	ND	5.0
1,3,5-Trimethylbenzene	ND	5.0
2-Chlorotoluene	ND	5.0
4-Chlorotoluene	ND	5.0
tert-Butylbenzene	ND	5.0
1,2,4-Trimethylbenzene	ND	5.0
sec-Butylbenzene	ND	5.0
para-Isopropyl Toluene	ND	5.0
1,3-Dichlorobenzene	ND	5.0
1,4-Dichlorobenzene	ND	5.0
n-Butylbenzene	ND	5.0
1,2-Dichlorobenzene	ND	5.0
1,2-Dibromo-3-Chloropropane	ND	5.0
1,2,4-Trichlorobenzene	ND	5.0
Hexachlorobutadiene	ND	5.0
Naphthalene	ND	5.0
1,2,3-Trichlorobenzene	ND	5.0

Surrogate	%REC	Limits
Dibromofluoromethane	102	80-120
1,2-Dichloroethane-d4	99	80-123
Toluene-d8	101	80-120
Bromofluorobenzene	106	80-124

ND= Not Detected

RL= Reporting Limit

Batch QC Report

Purgeable Organics by GC/MS			
Lab #:	184972	Location:	GE Caral
Client:	Clayton Group Services	Prep:	EPA 5030B
Project#:	STANDARD	Analysis:	EPA 8260B
Field ID:	SB-1@3	Diln Fac:	0.9804
MSS Lab ID:	184972-001	Batch#:	110555
Matrix:	Soil	Sampled:	02/16/06
Units:	ug/Kg	Received:	02/16/06
Basis:	as received	Analyzed:	02/17/06

Type: MS Lab ID: QC328506

Analyte	MSS Result	Spiked	Result	%REC	Limits
1,1-Dichloroethene	<0.6293	49.02	40.97	84	66-125
Benzene	<0.3416	49.02	42.04	86	67-120
Trichloroethene	<1.088	49.02	42.04	86	63-124
Toluene	<0.3603	49.02	41.60	85	63-120
Chlorobenzene	<0.3571	49.02	42.28	86	59-120

Surrogate	%REC	Limits
Dibromofluoromethane	91	80-120
1,2-Dichloroethane-d4	97	80-123
Toluene-d8	99	80-120
Bromofluorobenzene	101	80-124

Type: MSD Lab ID: QC328507

Analyte	Spiked	Result	%REC	Limits	RPD	Lim
1,1-Dichloroethene	49.02	43.10	88	66-125	5	20
Benzene	49.02	44.36	91	67-120	5	20
Trichloroethene	49.02	44.08	90	63-124	5	20
Toluene	49.02	43.82	89	63-120	5	20
Chlorobenzene	49.02	43.94	90	59-120	4	20

Surrogate	%REC	Limits
Dibromofluoromethane	93	80-120
1,2-Dichloroethane-d4	100	80-123
Toluene-d8	100	80-120
Bromofluorobenzene	99	80-124

RPD= Relative Percent Difference

Batch QC Report

Purgeable Organics by GC/MS			
Lab #:	184972	Location:	GE Caral
Client:	Clayton Group Services	Prep:	EPA 5030B
Project#:	STANDARD	Analysis:	EPA 8260B
Field ID:	SB-4@6	Diln Fac:	1.000
MSS Lab ID:	184972-008	Batch#:	110560
Matrix:	Soil	Sampled:	02/16/06
Units:	ug/Kg	Received:	02/16/06
Basis:	as received	Analyzed:	02/17/06

Type: MS Lab ID: QC328509

Analyte	MSS Result	Spiked	Result	%REC	Limits
1,1-Dichloroethene	<0.6989	25.00	25.56	102	66-125
Benzene	<0.5765	25.00	24.17	97	67-120
Trichloroethene	1.370	25.00	26.39	100	63-124
Toluene	<0.4705	25.00	23.59	94	63-120
Chlorobenzene	<0.5794	25.00	23.52	94	59-120

Surrogate	%REC	Limits
Dibromofluoromethane	102	80-120
1,2-Dichloroethane-d4	97	80-123
Toluene-d8	100	80-120
Bromofluorobenzene	100	80-124

Type: MSD Lab ID: QC328510

Analyte	Spiked	Result	%REC	Limits	RPD	Lim
1,1-Dichloroethene	25.00	27.39	110	66-125	7	20
Benzene	25.00	25.29	101	67-120	5	20
Trichloroethene	25.00	27.79	106	63-124	5	20
Toluene	25.00	24.50	98	63-120	4	20
Chlorobenzene	25.00	24.25	97	59-120	3	20

Surrogate	%REC	Limits
Dibromofluoromethane	103	80-120
1,2-Dichloroethane-d4	99	80-123
Toluene-d8	100	80-120
Bromofluorobenzene	100	80-124

RPD= Relative Percent Difference

Batch QC Report

Purgeable Organics by GC/MS			
Lab #:	184972	Location:	GE Caral
Client:	Clayton Group Services	Prep:	EPA 5030B
Project#:	STANDARD	Analysis:	EPA 8260B
Type:	LCS	Basis:	as received
Lab ID:	QC328619	Diln Fac:	1.000
Matrix:	Soil	Batch#:	110596
Units:	ug/Kg	Analyzed:	02/21/06

Analyte	Spiked	Result	%REC	Limits
1,1-Dichloroethene	25.00	21.64	87	78-127
Benzene	25.00	24.40	98	80-120
Trichloroethene	25.00	24.83	99	80-120
Toluene	25.00	24.88	100	80-120
Chlorobenzene	25.00	26.08	104	80-120

Surrogate	%REC	Limits
Dibromofluoromethane	95	80-120
1,2-Dichloroethane-d4	110	80-123
Toluene-d8	101	80-120
Bromofluorobenzene	97	80-124

Batch QC Report

Purgeable Organics by GC/MS			
Lab #:	184972	Location:	GE Caral
Client:	Clayton Group Services	Prep:	EPA 5030B
Project#:	STANDARD	Analysis:	EPA 8260B
Type:	BLANK	Basis:	as received
Lab ID:	QC328622	Diln Fac:	1.000
Matrix:	Soil	Batch#:	110596
Units:	ug/Kg	Analyzed:	02/21/06

Analyte	Result	RL
Freon 12	ND	10
Chloromethane	ND	10
Vinyl Chloride	ND	10
Bromomethane	ND	10
Chloroethane	ND	10
Trichlorofluoromethane	ND	5.0
Acetone	ND	20
Freon 113	ND	5.0
1,1-Dichloroethene	ND	5.0
Methylene Chloride	ND	20
Carbon Disulfide	ND	5.0
MTBE	ND	5.0
trans-1,2-Dichloroethene	ND	5.0
Vinyl Acetate	ND	50
1,1-Dichloroethane	ND	5.0
2-Butanone	ND	10
cis-1,2-Dichloroethene	ND	5.0
2,2-Dichloropropane	ND	5.0
Chloroform	ND	5.0
Bromochloromethane	ND	5.0
1,1,1-Trichloroethane	ND	5.0
1,1-Dichloropropene	ND	5.0
Carbon Tetrachloride	ND	5.0
1,2-Dichloroethane	ND	5.0
Benzene	ND	5.0
Trichloroethene	ND	5.0
1,2-Dichloropropane	ND	5.0
Bromodichloromethane	ND	5.0
Dibromomethane	ND	5.0
4-Methyl-2-Pentanone	ND	10
cis-1,3-Dichloropropene	ND	5.0
Toluene	ND	5.0
trans-1,3-Dichloropropene	ND	5.0
1,1,2-Trichloroethane	ND	5.0
2-Hexanone	ND	10
1,3-Dichloropropane	ND	5.0
Tetrachloroethene	ND	5.0

ND= Not Detected

RL= Reporting Limit

Batch QC Report

Purgeable Organics by GC/MS			
Lab #:	184972	Location:	GE Caral
Client:	Clayton Group Services	Prep:	EPA 5030B
Project#:	STANDARD	Analysis:	EPA 8260B
Type:	BLANK	Basis:	as received
Lab ID:	QC328622	Diln Fac:	1.000
Matrix:	Soil	Batch#:	110596
Units:	ug/Kg	Analyzed:	02/21/06

Analyte	Result	RL
Dibromochloromethane	ND	5.0
1,2-Dibromoethane	ND	5.0
Chlorobenzene	ND	5.0
1,1,1,2-Tetrachloroethane	ND	5.0
Ethylbenzene	ND	5.0
m,p-Xylenes	ND	5.0
o-Xylene	ND	5.0
Styrene	ND	5.0
Bromoform	ND	5.0
Isopropylbenzene	ND	5.0
1,1,2,2-Tetrachloroethane	ND	5.0
1,2,3-Trichloropropane	ND	5.0
Propylbenzene	ND	5.0
Bromobenzene	ND	5.0
1,3,5-Trimethylbenzene	ND	5.0
2-Chlorotoluene	ND	5.0
4-Chlorotoluene	ND	5.0
tert-Butylbenzene	ND	5.0
1,2,4-Trimethylbenzene	ND	5.0
sec-Butylbenzene	ND	5.0
para-Isopropyl Toluene	ND	5.0
1,3-Dichlorobenzene	ND	5.0
1,4-Dichlorobenzene	ND	5.0
n-Butylbenzene	ND	5.0
1,2-Dichlorobenzene	ND	5.0
1,2-Dibromo-3-Chloropropane	ND	5.0
1,2,4-Trichlorobenzene	ND	5.0
Hexachlorobutadiene	ND	5.0
Naphthalene	ND	5.0
1,2,3-Trichlorobenzene	ND	5.0

Surrogate	%REC	Limits
Dibromofluoromethane	97	80-120
1,2-Dichloroethane-d4	110	80-123
Toluene-d8	99	80-120
Bromofluorobenzene	101	80-124

ND= Not Detected

RL= Reporting Limit

Batch QC Report

Purgeable Organics by GC/MS			
Lab #:	184972	Location:	GE Caral
Client:	Clayton Group Services	Prep:	EPA 5030B
Project#:	STANDARD	Analysis:	EPA 8260B
Type:	LCS	Basis:	as received
Lab ID:	QC328661	Diln Fac:	1.000
Matrix:	Soil	Batch#:	110607
Units:	ug/Kg	Analyzed:	02/21/06

Analyte	Spiked	Result	%REC	Limits
1,1-Dichloroethene	25.00	30.52	122	78-127
Benzene	25.00	27.15	109	80-120
Trichloroethene	25.00	27.94	112	80-120
Toluene	25.00	26.27	105	80-120
Chlorobenzene	25.00	27.55	110	80-120

Surrogate	%REC	Limits
Dibromofluoromethane	106	80-120
1,2-Dichloroethane-d4	97	80-123
Toluene-d8	99	80-120
Bromofluorobenzene	101	80-124

Batch QC Report

Purgeable Organics by GC/MS			
Lab #:	184972	Location:	GE Caral
Client:	Clayton Group Services	Prep:	EPA 5030B
Project#:	STANDARD	Analysis:	EPA 8260B
Type:	BLANK	Basis:	as received
Lab ID:	QC328662	Diln Fac:	1.000
Matrix:	Soil	Batch#:	110607
Units:	ug/Kg	Analyzed:	02/21/06

Analyte	Result	RL
Freon 12	ND	10
Chloromethane	ND	10
Vinyl Chloride	ND	10
Bromomethane	ND	10
Chloroethane	ND	10
Trichlorofluoromethane	ND	5.0
Acetone	ND	20
Freon 113	ND	5.0
1,1-Dichloroethene	ND	5.0
Methylene Chloride	ND	20
Carbon Disulfide	ND	5.0
MTBE	ND	5.0
trans-1,2-Dichloroethene	ND	5.0
Vinyl Acetate	ND	50
1,1-Dichloroethane	ND	5.0
2-Butanone	ND	10
cis-1,2-Dichloroethene	ND	5.0
2,2-Dichloropropane	ND	5.0
Chloroform	ND	5.0
Bromochloromethane	ND	5.0
1,1,1-Trichloroethane	ND	5.0
1,1-Dichloropropene	ND	5.0
Carbon Tetrachloride	ND	5.0
1,2-Dichloroethane	ND	5.0
Benzene	ND	5.0
Trichloroethene	ND	5.0
1,2-Dichloropropane	ND	5.0
Bromodichloromethane	ND	5.0
Dibromomethane	ND	5.0
4-Methyl-2-Pentanone	ND	10
cis-1,3-Dichloropropene	ND	5.0
Toluene	ND	5.0
trans-1,3-Dichloropropene	ND	5.0
1,1,2-Trichloroethane	ND	5.0
2-Hexanone	ND	10
1,3-Dichloropropane	ND	5.0
Tetrachloroethene	ND	5.0

ND= Not Detected

RL= Reporting Limit

Batch QC Report

Purgeable Organics by GC/MS			
Lab #:	184972	Location:	GE Caral
Client:	Clayton Group Services	Prep:	EPA 5030B
Project#:	STANDARD	Analysis:	EPA 8260B
Type:	BLANK	Basis:	as received
Lab ID:	QC328662	Diln Fac:	1.000
Matrix:	Soil	Batch#:	110607
Units:	ug/Kg	Analyzed:	02/21/06

Analyte	Result	RL
Dibromochloromethane	ND	5.0
1,2-Dibromoethane	ND	5.0
Chlorobenzene	ND	5.0
1,1,1,2-Tetrachloroethane	ND	5.0
Ethylbenzene	ND	5.0
m,p-Xylenes	ND	5.0
o-Xylene	ND	5.0
Styrene	ND	5.0
Bromoform	ND	5.0
Isopropylbenzene	ND	5.0
1,1,2,2-Tetrachloroethane	ND	5.0
1,2,3-Trichloropropane	ND	5.0
Propylbenzene	ND	5.0
Bromobenzene	ND	5.0
1,3,5-Trimethylbenzene	ND	5.0
2-Chlorotoluene	ND	5.0
4-Chlorotoluene	ND	5.0
tert-Butylbenzene	ND	5.0
1,2,4-Trimethylbenzene	ND	5.0
sec-Butylbenzene	ND	5.0
para-Isopropyl Toluene	ND	5.0
1,3-Dichlorobenzene	ND	5.0
1,4-Dichlorobenzene	ND	5.0
n-Butylbenzene	ND	5.0
1,2-Dichlorobenzene	ND	5.0
1,2-Dibromo-3-Chloropropane	ND	5.0
1,2,4-Trichlorobenzene	ND	5.0
Hexachlorobutadiene	ND	5.0
Naphthalene	ND	5.0
1,2,3-Trichlorobenzene	ND	5.0

Surrogate	%REC	Limits
Dibromofluoromethane	105	80-120
1,2-Dichloroethane-d4	105	80-123
Toluene-d8	101	80-120
Bromofluorobenzene	106	80-124

ND= Not Detected

RL= Reporting Limit

Batch QC Report

Purgeable Organics by GC/MS			
Lab #:	184972	Location:	GE Caral
Client:	Clayton Group Services	Prep:	EPA 5030B
Project#:	STANDARD	Analysis:	EPA 8260B
Field ID:	SB-7@6	Diln Fac:	0.9259
MSS Lab ID:	184972-014	Batch#:	110596
Matrix:	Soil	Sampled:	02/16/06
Units:	ug/Kg	Received:	02/16/06
Basis:	as received	Analyzed:	02/21/06

Type: MS Lab ID: QC328714

Analyte	MSS Result	Spiked	Result	%REC	Limits
1,1-Dichloroethene	<0.2889	23.15	22.48	97	66-125
Benzene	<0.2097	23.15	21.55	93	67-120
Trichloroethene	11.19	23.15	28.09	73	63-124
Toluene	<0.2348	23.15	21.98	95	63-120
Chlorobenzene	<0.2191	23.15	22.42	97	59-120

Surrogate	%REC	Limits
Dibromofluoromethane	105	80-120
1,2-Dichloroethane-d4	130 *	80-123
Toluene-d8	103	80-120
Bromofluorobenzene	102	80-124

Type: MSD Lab ID: QC328715

Analyte	Spiked	Result	%REC	Limits	RPD	Lim
1,1-Dichloroethene	23.15	21.55	93	66-125	4	20
Benzene	23.15	21.15	91	67-120	2	20
Trichloroethene	23.15	29.06	77	63-124	3	20
Toluene	23.15	20.83	90	63-120	5	20
Chlorobenzene	23.15	20.56	89	59-120	9	20

Surrogate	%REC	Limits
Dibromofluoromethane	108	80-120
1,2-Dichloroethane-d4	137 *	80-123
Toluene-d8	102	80-120
Bromofluorobenzene	102	80-124

*= Value outside of QC limits; see narrative

RPD= Relative Percent Difference

Batch QC Report

Purgeable Organics by GC/MS			
Lab #:	184972	Location:	GE Caral
Client:	Clayton Group Services	Prep:	EPA 5030B
Project#:	STANDARD	Analysis:	EPA 8260B
Field ID:	SB-1@6	Diln Fac:	0.9259
MSS Lab ID:	184972-002	Batch#:	110607
Matrix:	Soil	Sampled:	02/16/06
Units:	ug/Kg	Received:	02/16/06
Basis:	as received	Analyzed:	02/21/06

Type: MS Lab ID: QC328731

Analyte	MSS Result	Spiked	Result	%REC	Limits
1,1-Dichloroethene	<0.6471	23.15	25.39	110	66-125
Benzene	<0.5338	23.15	23.55	102	67-120
Trichloroethene	<0.4998	23.15	23.67	102	63-124
Toluene	<0.4356	23.15	22.61	98	63-120
Chlorobenzene	<0.5364	23.15	22.46	97	59-120

Surrogate	%REC	Limits
Dibromofluoromethane	105	80-120
1,2-Dichloroethane-d4	103	80-123
Toluene-d8	101	80-120
Bromofluorobenzene	101	80-124

Type: MSD Lab ID: QC328732

Analyte	Spiked	Result	%REC	Limits	RPD	Lim
1,1-Dichloroethene	23.15	24.71	107	66-125	3	20
Benzene	23.15	23.03	99	67-120	2	20
Trichloroethene	23.15	23.25	100	63-124	2	20
Toluene	23.15	22.08	95	63-120	2	20
Chlorobenzene	23.15	21.74	94	59-120	3	20

Surrogate	%REC	Limits
Dibromofluoromethane	106	80-120
1,2-Dichloroethane-d4	105	80-123
Toluene-d8	101	80-120
Bromofluorobenzene	102	80-124

RPD= Relative Percent Difference

Batch QC Report

Purgeable Organics by GC/MS			
Lab #:	184972	Location:	GE Caral
Client:	Clayton Group Services	Prep:	EPA 5030B
Project#:	STANDARD	Analysis:	EPA 8260B
Type:	LCS	Basis:	as received
Lab ID:	QC329021	Diln Fac:	1.000
Matrix:	Soil	Batch#:	110700
Units:	ug/Kg	Analyzed:	02/23/06

Analyte	Spiked	Result	%REC	Limits
1,1-Dichloroethene	50.00	42.38	85	78-127
Benzene	50.00	43.75	87	80-120
Trichloroethene	50.00	44.95	90	80-120
Toluene	50.00	44.04	88	80-120
Chlorobenzene	50.00	43.97	88	80-120

Surrogate	%REC	Limits
Dibromofluoromethane	96	80-120
1,2-Dichloroethane-d4	98	80-123
Toluene-d8	99	80-120
Bromofluorobenzene	101	80-124

Batch QC Report

Purgeable Organics by GC/MS			
Lab #:	184972	Location:	GE Caral
Client:	Clayton Group Services	Prep:	EPA 5030B
Project#:	STANDARD	Analysis:	EPA 8260B
Type:	BLANK	Basis:	as received
Lab ID:	QC329022	Diln Fac:	1.000
Matrix:	Soil	Batch#:	110700
Units:	ug/Kg	Analyzed:	02/23/06

Analyte	Result	RL
Freon 12	ND	10
Chloromethane	ND	10
Vinyl Chloride	ND	10
Bromomethane	ND	10
Chloroethane	ND	10
Trichlorofluoromethane	ND	5.0
Acetone	ND	20
Freon 113	ND	5.0
1,1-Dichloroethene	ND	5.0
Methylene Chloride	ND	20
Carbon Disulfide	ND	5.0
MTBE	ND	5.0
trans-1,2-Dichloroethene	ND	5.0
Vinyl Acetate	ND	50
1,1-Dichloroethane	ND	5.0
2-Butanone	ND	10
cis-1,2-Dichloroethene	ND	5.0
2,2-Dichloropropane	ND	5.0
Chloroform	ND	5.0
Bromochloromethane	ND	5.0
1,1,1-Trichloroethane	ND	5.0
1,1-Dichloropropene	ND	5.0
Carbon Tetrachloride	ND	5.0
1,2-Dichloroethane	ND	5.0
Benzene	ND	5.0
Trichloroethene	ND	5.0
1,2-Dichloropropane	ND	5.0
Bromodichloromethane	ND	5.0
Dibromomethane	ND	5.0
4-Methyl-2-Pentanone	ND	10
cis-1,3-Dichloropropene	ND	5.0
Toluene	ND	5.0
trans-1,3-Dichloropropene	ND	5.0
1,1,2-Trichloroethane	ND	5.0
2-Hexanone	ND	10
1,3-Dichloropropane	ND	5.0
Tetrachloroethene	ND	5.0

ND= Not Detected

RL= Reporting Limit

Batch QC Report

Purgeable Organics by GC/MS			
Lab #:	184972	Location:	GE Caral
Client:	Clayton Group Services	Prep:	EPA 5030B
Project#:	STANDARD	Analysis:	EPA 8260B
Type:	BLANK	Basis:	as received
Lab ID:	QC329022	Diln Fac:	1.000
Matrix:	Soil	Batch#:	110700
Units:	ug/Kg	Analyzed:	02/23/06

Analyte	Result	RL
Dibromochloromethane	ND	5.0
1,2-Dibromoethane	ND	5.0
Chlorobenzene	ND	5.0
1,1,1,2-Tetrachloroethane	ND	5.0
Ethylbenzene	ND	5.0
m,p-Xylenes	ND	5.0
o-Xylene	ND	5.0
Styrene	ND	5.0
Bromoform	ND	5.0
Isopropylbenzene	ND	5.0
1,1,2,2-Tetrachloroethane	ND	5.0
1,2,3-Trichloropropane	ND	5.0
Propylbenzene	ND	5.0
Bromobenzene	ND	5.0
1,3,5-Trimethylbenzene	ND	5.0
2-Chlorotoluene	ND	5.0
4-Chlorotoluene	ND	5.0
tert-Butylbenzene	ND	5.0
1,2,4-Trimethylbenzene	ND	5.0
sec-Butylbenzene	ND	5.0
para-Isopropyl Toluene	ND	5.0
1,3-Dichlorobenzene	ND	5.0
1,4-Dichlorobenzene	ND	5.0
n-Butylbenzene	ND	5.0
1,2-Dichlorobenzene	ND	5.0
1,2-Dibromo-3-Chloropropane	ND	5.0
1,2,4-Trichlorobenzene	ND	5.0
Hexachlorobutadiene	ND	5.0
Naphthalene	ND	5.0
1,2,3-Trichlorobenzene	ND	5.0

Surrogate	%REC	Limits
Dibromofluoromethane	90	80-120
1,2-Dichloroethane-d4	101	80-123
Toluene-d8	98	80-120
Bromofluorobenzene	101	80-124

ND= Not Detected

RL= Reporting Limit

Batch QC Report

Purgeable Organics by GC/MS			
Lab #:	184972	Location:	GE Caral
Client:	Clayton Group Services	Prep:	EPA 5030B
Project#:	STANDARD	Analysis:	EPA 8260B
Field ID:	SB-9@3	Diln Fac:	0.9259
MSS Lab ID:	184972-017	Batch#:	110700
Matrix:	Soil	Sampled:	02/16/06
Units:	ug/Kg	Received:	02/16/06
Basis:	as received	Analyzed:	02/23/06

Type: MS Lab ID: QC329097

Analyte	MSS Result	Spiked	Result	%REC	Limits
1,1-Dichloroethene	<0.5943	46.30	38.81	84	66-125
Benzene	<0.3226	46.30	40.06	87	67-120
Trichloroethene	<1.028	46.30	41.01	89	63-124
Toluene	<0.3403	46.30	39.19	85	63-120
Chlorobenzene	<0.3372	46.30	41.24	89	59-120

Surrogate	%REC	Limits
Dibromofluoromethane	94	80-120
1,2-Dichloroethane-d4	98	80-123
Toluene-d8	97	80-120
Bromofluorobenzene	103	80-124

Type: MSD Lab ID: QC329098

Analyte	Spiked	Result	%REC	Limits	RPD	Lim
1,1-Dichloroethene	46.30	38.08	82	66-125	2	20
Benzene	46.30	40.81	88	67-120	2	20
Trichloroethene	46.30	42.13	91	63-124	3	20
Toluene	46.30	40.35	87	63-120	3	20
Chlorobenzene	46.30	41.42	89	59-120	0	20

Surrogate	%REC	Limits
Dibromofluoromethane	93	80-120
1,2-Dichloroethane-d4	98	80-123
Toluene-d8	100	80-120
Bromofluorobenzene	101	80-124

RPD= Relative Percent Difference

California Title 26 Metals

Lab #:	184972	Project#:	STANDARD
Client:	Clayton Group Services	Location:	GE Caral
Field ID:	SB-1@3	Diln Fac:	1.000
Lab ID:	184972-001	Sampled:	02/16/06
Matrix:	Soil	Received:	02/16/06
Units:	mg/Kg	Analyzed:	02/21/06
Basis:	as received		

Analyte	Result	RL	Batch#	Prepared	Prep	Analysis
Antimony	ND	2.1	110593	02/20/06	EPA 3050B	EPA 6010B
Arsenic	2.0	0.17	110593	02/20/06	EPA 3050B	EPA 6010B
Barium	53	0.35	110593	02/20/06	EPA 3050B	EPA 6010B
Beryllium	0.51	0.069	110593	02/20/06	EPA 3050B	EPA 6010B
Cadmium	ND	0.17	110593	02/20/06	EPA 3050B	EPA 6010B
Chromium	17	0.35	110593	02/20/06	EPA 3050B	EPA 6010B
Cobalt	4.5	0.69	110593	02/20/06	EPA 3050B	EPA 6010B
Copper	1.6	0.35	110593	02/20/06	EPA 3050B	EPA 6010B
Lead	5.0	0.10	110593	02/20/06	EPA 3050B	EPA 6010B
Mercury	0.034	0.015	110630	02/21/06	METHOD	EPA 7471A
Molybdenum	ND	0.69	110593	02/20/06	EPA 3050B	EPA 6010B
Nickel	14	0.69	110593	02/20/06	EPA 3050B	EPA 6010B
Selenium	ND	0.17	110593	02/20/06	EPA 3050B	EPA 6010B
Silver	ND	0.17	110593	02/20/06	EPA 3050B	EPA 6010B
Thallium	ND	0.17	110593	02/20/06	EPA 3050B	EPA 6010B
Vanadium	20	0.35	110593	02/20/06	EPA 3050B	EPA 6010B
Zinc	7.5	0.69	110593	02/20/06	EPA 3050B	EPA 6010B

ND= Not Detected
 RL= Reporting Limit

California Title 26 Metals

Lab #:	184972	Project#:	STANDARD
Client:	Clayton Group Services	Location:	GE Caral
Field ID:	SB-1@6	Diln Fac:	1.000
Lab ID:	184972-002	Sampled:	02/16/06
Matrix:	Soil	Received:	02/16/06
Units:	mg/Kg	Analyzed:	02/21/06
Basis:	as received		

Analyte	Result	RL	Batch#	Prepared	Prep	Analysis
Antimony	ND	2.6	110593	02/20/06	EPA 3050B	EPA 6010B
Arsenic	1.9	0.22	110593	02/20/06	EPA 3050B	EPA 6010B
Barium	240	0.43	110593	02/20/06	EPA 3050B	EPA 6010B
Beryllium	0.86	0.086	110593	02/20/06	EPA 3050B	EPA 6010B
Cadmium	0.43	0.22	110593	02/20/06	EPA 3050B	EPA 6010B
Chromium	18	0.43	110593	02/20/06	EPA 3050B	EPA 6010B
Cobalt	2.0	0.86	110593	02/20/06	EPA 3050B	EPA 6010B
Copper	2.9	0.43	110593	02/20/06	EPA 3050B	EPA 6010B
Lead	11	0.13	110593	02/20/06	EPA 3050B	EPA 6010B
Mercury	0.036	0.016	110630	02/21/06	METHOD	EPA 7471A
Molybdenum	1.0	0.86	110593	02/20/06	EPA 3050B	EPA 6010B
Nickel	85	0.86	110593	02/20/06	EPA 3050B	EPA 6010B
Selenium	ND	0.22	110593	02/20/06	EPA 3050B	EPA 6010B
Silver	ND	0.22	110593	02/20/06	EPA 3050B	EPA 6010B
Thallium	ND	0.22	110593	02/20/06	EPA 3050B	EPA 6010B
Vanadium	28	0.43	110593	02/20/06	EPA 3050B	EPA 6010B
Zinc	12	0.86	110593	02/20/06	EPA 3050B	EPA 6010B

ND= Not Detected
 RL= Reporting Limit

California Title 26 Metals

Lab #:	184972	Project#:	STANDARD
Client:	Clayton Group Services	Location:	GE Caral
Field ID:	SB-2@3	Diln Fac:	1.000
Lab ID:	184972-003	Sampled:	02/16/06
Matrix:	Soil	Received:	02/16/06
Units:	mg/Kg	Analyzed:	02/21/06
Basis:	as received		

Analyte	Result	RL	Batch#	Prepared	Prep	Analysis
Antimony	ND	1.9	110593	02/20/06	EPA 3050B	EPA 6010B
Arsenic	4.4	0.15	110593	02/20/06	EPA 3050B	EPA 6010B
Barium	130	0.31	110593	02/20/06	EPA 3050B	EPA 6010B
Beryllium	0.39	0.062	110593	02/20/06	EPA 3050B	EPA 6010B
Cadmium	0.59	0.15	110593	02/20/06	EPA 3050B	EPA 6010B
Chromium	14	0.31	110593	02/20/06	EPA 3050B	EPA 6010B
Cobalt	5.9	0.62	110593	02/20/06	EPA 3050B	EPA 6010B
Copper	14	0.31	110593	02/20/06	EPA 3050B	EPA 6010B
Lead	33	0.093	110593	02/20/06	EPA 3050B	EPA 6010B
Mercury	0.15	0.018	110630	02/21/06	METHOD	EPA 7471A
Molybdenum	ND	0.62	110593	02/20/06	EPA 3050B	EPA 6010B
Nickel	13	0.62	110593	02/20/06	EPA 3050B	EPA 6010B
Selenium	ND	0.15	110593	02/20/06	EPA 3050B	EPA 6010B
Silver	ND	0.15	110593	02/20/06	EPA 3050B	EPA 6010B
Thallium	ND	0.15	110593	02/20/06	EPA 3050B	EPA 6010B
Vanadium	19	0.31	110593	02/20/06	EPA 3050B	EPA 6010B
Zinc	140	0.62	110593	02/20/06	EPA 3050B	EPA 6010B

ND= Not Detected
 RL= Reporting Limit

California Title 26 Metals

Lab #:	184972	Project#:	STANDARD
Client:	Clayton Group Services	Location:	GE Caral
Field ID:	SB-2@6	Diln Fac:	1.000
Lab ID:	184972-004	Sampled:	02/16/06
Matrix:	Soil	Received:	02/16/06
Units:	mg/Kg	Analyzed:	02/21/06
Basis:	as received		

Analyte	Result	RL	Batch#	Prepared	Prep	Analysis
Antimony	ND	2.3	110593	02/20/06	EPA 3050B	EPA 6010B
Arsenic	2.2	0.20	110593	02/20/06	EPA 3050B	EPA 6010B
Barium	60	0.39	110593	02/20/06	EPA 3050B	EPA 6010B
Beryllium	0.34	0.078	110593	02/20/06	EPA 3050B	EPA 6010B
Cadmium	ND	0.20	110593	02/20/06	EPA 3050B	EPA 6010B
Chromium	22	0.39	110593	02/20/06	EPA 3050B	EPA 6010B
Cobalt	3.9	0.78	110593	02/20/06	EPA 3050B	EPA 6010B
Copper	4.3	0.39	110593	02/20/06	EPA 3050B	EPA 6010B
Lead	4.3	0.12	110593	02/20/06	EPA 3050B	EPA 6010B
Mercury	0.023	0.019	110630	02/21/06	METHOD	EPA 7471A
Molybdenum	ND	0.78	110593	02/20/06	EPA 3050B	EPA 6010B
Nickel	16	0.78	110593	02/20/06	EPA 3050B	EPA 6010B
Selenium	ND	0.20	110593	02/20/06	EPA 3050B	EPA 6010B
Silver	ND	0.20	110593	02/20/06	EPA 3050B	EPA 6010B
Thallium	ND	0.20	110593	02/20/06	EPA 3050B	EPA 6010B
Vanadium	25	0.39	110593	02/20/06	EPA 3050B	EPA 6010B
Zinc	13	0.78	110593	02/20/06	EPA 3050B	EPA 6010B

ND= Not Detected
 RL= Reporting Limit

California Title 26 Metals

Lab #:	184972	Project#:	STANDARD
Client:	Clayton Group Services	Location:	GE Caral
Field ID:	SB-3@3	Basis:	as received
Lab ID:	184972-005	Sampled:	02/16/06
Matrix:	Soil	Received:	02/16/06
Units:	mg/Kg	Analyzed:	02/21/06

Analyte	Result	RL	Diln Fac	Batch#	Prepared	Prep	Analysis
Antimony	ND	2.4	1.000	110593	02/20/06	EPA 3050B	EPA 6010B
Arsenic	10	0.20	1.000	110593	02/20/06	EPA 3050B	EPA 6010B
Barium	780	2.0	5.000	110593	02/20/06	EPA 3050B	EPA 6010B
Beryllium	0.53	0.080	1.000	110593	02/20/06	EPA 3050B	EPA 6010B
Cadmium	0.41	0.20	1.000	110593	02/20/06	EPA 3050B	EPA 6010B
Chromium	16	0.40	1.000	110593	02/20/06	EPA 3050B	EPA 6010B
Cobalt	6.4	0.80	1.000	110593	02/20/06	EPA 3050B	EPA 6010B
Copper	43	0.40	1.000	110593	02/20/06	EPA 3050B	EPA 6010B
Lead	230	0.12	1.000	110593	02/20/06	EPA 3050B	EPA 6010B
Mercury	0.38	0.014	1.000	110630	02/21/06	METHOD	EPA 7471A
Molybdenum	2.5	0.80	1.000	110593	02/20/06	EPA 3050B	EPA 6010B
Nickel	21	0.80	1.000	110593	02/20/06	EPA 3050B	EPA 6010B
Selenium	ND	0.20	1.000	110593	02/20/06	EPA 3050B	EPA 6010B
Silver	ND	0.20	1.000	110593	02/20/06	EPA 3050B	EPA 6010B
Thallium	ND	0.20	1.000	110593	02/20/06	EPA 3050B	EPA 6010B
Vanadium	24	0.40	1.000	110593	02/20/06	EPA 3050B	EPA 6010B
Zinc	110	0.80	1.000	110593	02/20/06	EPA 3050B	EPA 6010B

ND= Not Detected
 RL= Reporting Limit

California Title 26 Metals

Lab #:	184972	Project#:	STANDARD
Client:	Clayton Group Services	Location:	GE Caral
Field ID:	SB-3@6	Diln Fac:	1.000
Lab ID:	184972-006	Sampled:	02/16/06
Matrix:	Soil	Received:	02/16/06
Units:	mg/Kg	Analyzed:	02/21/06
Basis:	as received		

Analyte	Result	RL	Batch#	Prepared	Prep	Analysis
Antimony	ND	2.7	110593	02/20/06	EPA 3050B	EPA 6010B
Arsenic	2.2	0.22	110593	02/20/06	EPA 3050B	EPA 6010B
Barium	90	0.45	110593	02/20/06	EPA 3050B	EPA 6010B
Beryllium	0.53	0.089	110593	02/20/06	EPA 3050B	EPA 6010B
Cadmium	ND	0.22	110593	02/20/06	EPA 3050B	EPA 6010B
Chromium	21	0.45	110593	02/20/06	EPA 3050B	EPA 6010B
Cobalt	44	0.89	110593	02/20/06	EPA 3050B	EPA 6010B
Copper	5.8	0.45	110593	02/20/06	EPA 3050B	EPA 6010B
Lead	6.5	0.13	110593	02/20/06	EPA 3050B	EPA 6010B
Mercury	ND	0.017	110630	02/21/06	METHOD	EPA 7471A
Molybdenum	ND	0.89	110593	02/20/06	EPA 3050B	EPA 6010B
Nickel	26	0.89	110593	02/20/06	EPA 3050B	EPA 6010B
Selenium	ND	0.22	110593	02/20/06	EPA 3050B	EPA 6010B
Silver	ND	0.22	110593	02/20/06	EPA 3050B	EPA 6010B
Thallium	ND	0.22	110593	02/20/06	EPA 3050B	EPA 6010B
Vanadium	23	0.45	110593	02/20/06	EPA 3050B	EPA 6010B
Zinc	15	0.89	110593	02/20/06	EPA 3050B	EPA 6010B

ND= Not Detected
 RL= Reporting Limit

California Title 26 Metals

Lab #:	184972	Project#:	STANDARD
Client:	Clayton Group Services	Location:	GE Caral
Field ID:	SB-4@3	Basis:	as received
Lab ID:	184972-007	Sampled:	02/16/06
Matrix:	Soil	Received:	02/16/06
Units:	mg/Kg	Analyzed:	02/21/06

Analyte	Result	RL	Diln Fac	Batch#	Prepared	Prep	Analysis
Antimony	ND	2.6	1.000	110593	02/20/06	EPA 3050B	EPA 6010B
Arsenic	3.3	0.22	1.000	110593	02/20/06	EPA 3050B	EPA 6010B
Barium	1,300	2.2	5.000	110593	02/20/06	EPA 3050B	EPA 6010B
Beryllium	0.55	0.088	1.000	110593	02/20/06	EPA 3050B	EPA 6010B
Cadmium	ND	0.22	1.000	110593	02/20/06	EPA 3050B	EPA 6010B
Chromium	27	0.44	1.000	110593	02/20/06	EPA 3050B	EPA 6010B
Cobalt	4.6	0.88	1.000	110593	02/20/06	EPA 3050B	EPA 6010B
Copper	6.7	0.44	1.000	110593	02/20/06	EPA 3050B	EPA 6010B
Lead	4.9	0.13	1.000	110593	02/20/06	EPA 3050B	EPA 6010B
Mercury	0.072	0.019	1.000	110630	02/21/06	METHOD	EPA 7471A
Molybdenum	ND	0.88	1.000	110593	02/20/06	EPA 3050B	EPA 6010B
Nickel	44	0.88	1.000	110593	02/20/06	EPA 3050B	EPA 6010B
Selenium	ND	0.22	1.000	110593	02/20/06	EPA 3050B	EPA 6010B
Silver	ND	0.22	1.000	110593	02/20/06	EPA 3050B	EPA 6010B
Thallium	ND	0.22	1.000	110593	02/20/06	EPA 3050B	EPA 6010B
Vanadium	28	0.44	1.000	110593	02/20/06	EPA 3050B	EPA 6010B
Zinc	17	0.88	1.000	110593	02/20/06	EPA 3050B	EPA 6010B

ND= Not Detected
 RL= Reporting Limit

California Title 26 Metals

Lab #:	184972	Project#:	STANDARD
Client:	Clayton Group Services	Location:	GE Caral
Field ID:	SB-4@6	Basis:	as received
Lab ID:	184972-008	Diln Fac:	1.000
Matrix:	Soil	Sampled:	02/16/06
Units:	mg/Kg	Received:	02/16/06

Analyte	Result	RL	Batch#	Prepared	Analyzed	Prep	Analysis
Antimony	ND	2.5	110593	02/20/06	02/21/06	EPA 3050B	EPA 6010B
Arsenic	2.3	0.21	110593	02/20/06	02/21/06	EPA 3050B	EPA 6010B
Barium	39	0.41	110593	02/20/06	02/21/06	EPA 3050B	EPA 6010B
Beryllium	0.32	0.083	110593	02/20/06	02/21/06	EPA 3050B	EPA 6010B
Cadmium	ND	0.21	110593	02/20/06	02/21/06	EPA 3050B	EPA 6010B
Chromium	24	0.41	110593	02/20/06	02/21/06	EPA 3050B	EPA 6010B
Cobalt	1.4	0.83	110593	02/20/06	02/21/06	EPA 3050B	EPA 6010B
Copper	1.5	0.41	110593	02/20/06	02/21/06	EPA 3050B	EPA 6010B
Lead	2.4	0.12	110593	02/20/06	02/21/06	EPA 3050B	EPA 6010B
Mercury	0.063	0.016	110567	02/17/06	02/17/06	METHOD	EPA 7471A
Molybdenum	ND	0.83	110593	02/20/06	02/21/06	EPA 3050B	EPA 6010B
Nickel	13	0.83	110593	02/20/06	02/21/06	EPA 3050B	EPA 6010B
Selenium	ND	0.21	110593	02/20/06	02/21/06	EPA 3050B	EPA 6010B
Silver	ND	0.21	110593	02/20/06	02/21/06	EPA 3050B	EPA 6010B
Thallium	ND	0.21	110593	02/20/06	02/21/06	EPA 3050B	EPA 6010B
Vanadium	15	0.41	110593	02/20/06	02/21/06	EPA 3050B	EPA 6010B
Zinc	7.3	0.83	110593	02/20/06	02/21/06	EPA 3050B	EPA 6010B

ND= Not Detected
 RL= Reporting Limit

California Title 26 Metals

Lab #:	184972	Project#:	STANDARD
Client:	Clayton Group Services	Location:	GE Caral
Field ID:	SB-5@3	Basis:	as received
Lab ID:	184972-009	Diln Fac:	1.000
Matrix:	Soil	Sampled:	02/16/06
Units:	mg/Kg	Received:	02/16/06

Analyte	Result	RL	Batch#	Prepared	Analyzed	Prep	Analysis
Antimony	ND	2.1	110593	02/20/06	02/21/06	EPA 3050B	EPA 6010B
Arsenic	3.8	0.18	110593	02/20/06	02/21/06	EPA 3050B	EPA 6010B
Barium	95	0.35	110593	02/20/06	02/21/06	EPA 3050B	EPA 6010B
Beryllium	0.82	0.070	110593	02/20/06	02/21/06	EPA 3050B	EPA 6010B
Cadmium	ND	0.18	110593	02/20/06	02/21/06	EPA 3050B	EPA 6010B
Chromium	28	0.35	110593	02/20/06	02/21/06	EPA 3050B	EPA 6010B
Cobalt	5.3	0.70	110593	02/20/06	02/21/06	EPA 3050B	EPA 6010B
Copper	2.8	0.35	110593	02/20/06	02/21/06	EPA 3050B	EPA 6010B
Lead	5.5	0.11	110593	02/20/06	02/21/06	EPA 3050B	EPA 6010B
Mercury	0.024	0.020	110567	02/17/06	02/17/06	METHOD	EPA 7471A
Molybdenum	ND	0.70	110593	02/20/06	02/21/06	EPA 3050B	EPA 6010B
Nickel	20	0.70	110593	02/20/06	02/21/06	EPA 3050B	EPA 6010B
Selenium	ND	0.18	110593	02/20/06	02/21/06	EPA 3050B	EPA 6010B
Silver	ND	0.18	110593	02/20/06	02/21/06	EPA 3050B	EPA 6010B
Thallium	ND	0.18	110593	02/20/06	02/21/06	EPA 3050B	EPA 6010B
Vanadium	33	0.35	110593	02/20/06	02/21/06	EPA 3050B	EPA 6010B
Zinc	11	0.70	110593	02/20/06	02/21/06	EPA 3050B	EPA 6010B

ND= Not Detected
 RL= Reporting Limit

California Title 26 Metals

Lab #:	184972	Project#:	STANDARD
Client:	Clayton Group Services	Location:	GE Caral
Field ID:	SB-5@6	Basis:	as received
Lab ID:	184972-010	Diln Fac:	1.000
Matrix:	Soil	Sampled:	02/16/06
Units:	mg/Kg	Received:	02/16/06

Analyte	Result	RL	Batch#	Prepared	Analyzed	Prep	Analysis
Antimony	ND	3.0	110593	02/20/06	02/21/06	EPA 3050B	EPA 6010B
Arsenic	2.7	0.25	110593	02/20/06	02/21/06	EPA 3050B	EPA 6010B
Barium	34	0.51	110593	02/20/06	02/21/06	EPA 3050B	EPA 6010B
Beryllium	0.50	0.10	110593	02/20/06	02/21/06	EPA 3050B	EPA 6010B
Cadmium	ND	0.25	110593	02/20/06	02/21/06	EPA 3050B	EPA 6010B
Chromium	18	0.51	110593	02/20/06	02/21/06	EPA 3050B	EPA 6010B
Cobalt	2.2	1.0	110593	02/20/06	02/21/06	EPA 3050B	EPA 6010B
Copper	2.4	0.51	110593	02/20/06	02/21/06	EPA 3050B	EPA 6010B
Lead	5.6	0.15	110593	02/20/06	02/21/06	EPA 3050B	EPA 6010B
Mercury	0.077	0.020	110567	02/17/06	02/17/06	METHOD	EPA 7471A
Molybdenum	ND	1.0	110593	02/20/06	02/21/06	EPA 3050B	EPA 6010B
Nickel	16	1.0	110593	02/20/06	02/21/06	EPA 3050B	EPA 6010B
Selenium	ND	0.25	110593	02/20/06	02/21/06	EPA 3050B	EPA 6010B
Silver	ND	0.25	110593	02/20/06	02/21/06	EPA 3050B	EPA 6010B
Thallium	ND	0.25	110593	02/20/06	02/21/06	EPA 3050B	EPA 6010B
Vanadium	34	0.51	110593	02/20/06	02/21/06	EPA 3050B	EPA 6010B
Zinc	25	1.0	110593	02/20/06	02/21/06	EPA 3050B	EPA 6010B

ND= Not Detected
 RL= Reporting Limit

California Title 26 Metals

Lab #:	184972	Project#:	STANDARD
Client:	Clayton Group Services	Location:	GE Caral
Field ID:	SB-6@3	Basis:	as received
Lab ID:	184972-011	Diln Fac:	1.000
Matrix:	Soil	Sampled:	02/16/06
Units:	mg/Kg	Received:	02/16/06

Analyte	Result	RL	Batch#	Prepared	Analyzed	Prep	Analysis
Antimony	ND	2.2	110593	02/20/06	02/21/06	EPA 3050B	EPA 6010B
Arsenic	4.0	0.19	110593	02/20/06	02/21/06	EPA 3050B	EPA 6010B
Barium	63	0.37	110593	02/20/06	02/21/06	EPA 3050B	EPA 6010B
Beryllium	0.70	0.075	110593	02/20/06	02/21/06	EPA 3050B	EPA 6010B
Cadmium	ND	0.19	110593	02/20/06	02/21/06	EPA 3050B	EPA 6010B
Chromium	27	0.37	110593	02/20/06	02/21/06	EPA 3050B	EPA 6010B
Cobalt	2.6	0.75	110593	02/20/06	02/21/06	EPA 3050B	EPA 6010B
Copper	2.6	0.37	110593	02/20/06	02/21/06	EPA 3050B	EPA 6010B
Lead	5.6	0.11	110593	02/20/06	02/21/06	EPA 3050B	EPA 6010B
Mercury	0.040	0.017	110567	02/17/06	02/17/06	METHOD	EPA 7471A
Molybdenum	ND	0.75	110593	02/20/06	02/21/06	EPA 3050B	EPA 6010B
Nickel	15	0.75	110593	02/20/06	02/21/06	EPA 3050B	EPA 6010B
Selenium	ND	0.19	110593	02/20/06	02/21/06	EPA 3050B	EPA 6010B
Silver	ND	0.19	110593	02/20/06	02/21/06	EPA 3050B	EPA 6010B
Thallium	ND	0.19	110593	02/20/06	02/21/06	EPA 3050B	EPA 6010B
Vanadium	33	0.37	110593	02/20/06	02/21/06	EPA 3050B	EPA 6010B
Zinc	12	0.75	110593	02/20/06	02/21/06	EPA 3050B	EPA 6010B

ND= Not Detected
 RL= Reporting Limit

California Title 26 Metals

Lab #:	184972	Project#:	STANDARD
Client:	Clayton Group Services	Location:	GE Caral
Field ID:	SB-6@6	Basis:	as received
Lab ID:	184972-012	Diln Fac:	1.000
Matrix:	Soil	Sampled:	02/16/06
Units:	mg/Kg	Received:	02/16/06

Analyte	Result	RL	Batch#	Prepared	Analyzed	Prep	Analysis
Antimony	ND	2.1	110593	02/20/06	02/21/06	EPA 3050B	EPA 6010B
Arsenic	1.5	0.17	110593	02/20/06	02/21/06	EPA 3050B	EPA 6010B
Barium	91	0.34	110593	02/20/06	02/21/06	EPA 3050B	EPA 6010B
Beryllium	0.33	0.068	110593	02/20/06	02/21/06	EPA 3050B	EPA 6010B
Cadmium	ND	0.17	110593	02/20/06	02/21/06	EPA 3050B	EPA 6010B
Chromium	15	0.34	110593	02/20/06	02/21/06	EPA 3050B	EPA 6010B
Cobalt	1.4	0.68	110593	02/20/06	02/21/06	EPA 3050B	EPA 6010B
Copper	1.3	0.34	110593	02/20/06	02/21/06	EPA 3050B	EPA 6010B
Lead	5.1	0.10	110593	02/20/06	02/21/06	EPA 3050B	EPA 6010B
Mercury	0.050	0.018	110567	02/17/06	02/17/06	METHOD	EPA 7471A
Molybdenum	ND	0.68	110593	02/20/06	02/21/06	EPA 3050B	EPA 6010B
Nickel	11	0.68	110593	02/20/06	02/21/06	EPA 3050B	EPA 6010B
Selenium	ND	0.17	110593	02/20/06	02/21/06	EPA 3050B	EPA 6010B
Silver	ND	0.17	110593	02/20/06	02/21/06	EPA 3050B	EPA 6010B
Thallium	ND	0.17	110593	02/20/06	02/21/06	EPA 3050B	EPA 6010B
Vanadium	27	0.34	110593	02/20/06	02/21/06	EPA 3050B	EPA 6010B
Zinc	17	0.68	110593	02/20/06	02/21/06	EPA 3050B	EPA 6010B

ND= Not Detected
 RL= Reporting Limit

California Title 26 Metals

Lab #:	184972	Project#:	STANDARD
Client:	Clayton Group Services	Location:	GE Caral
Field ID:	SB-7@3	Basis:	as received
Lab ID:	184972-013	Diln Fac:	1.000
Matrix:	Soil	Sampled:	02/16/06
Units:	mg/Kg	Received:	02/16/06

Analyte	Result	RL	Batch#	Prepared	Analyzed	Prep	Analysis
Antimony	ND	2.9	110593	02/20/06	02/21/06	EPA 3050B	EPA 6010B
Arsenic	1.5	0.24	110593	02/20/06	02/21/06	EPA 3050B	EPA 6010B
Barium	120	0.48	110593	02/20/06	02/21/06	EPA 3050B	EPA 6010B
Beryllium	0.44	0.095	110593	02/20/06	02/21/06	EPA 3050B	EPA 6010B
Cadmium	ND	0.24	110593	02/20/06	02/21/06	EPA 3050B	EPA 6010B
Chromium	32	0.48	110593	02/20/06	02/21/06	EPA 3050B	EPA 6010B
Cobalt	1.5	0.95	110593	02/20/06	02/21/06	EPA 3050B	EPA 6010B
Copper	1.7	0.48	110593	02/20/06	02/21/06	EPA 3050B	EPA 6010B
Lead	2.8	0.14	110593	02/20/06	02/21/06	EPA 3050B	EPA 6010B
Mercury	0.084	0.016	110567	02/17/06	02/17/06	METHOD	EPA 7471A
Molybdenum	ND	0.95	110593	02/20/06	02/21/06	EPA 3050B	EPA 6010B
Nickel	19	0.95	110593	02/20/06	02/21/06	EPA 3050B	EPA 6010B
Selenium	ND	0.24	110593	02/20/06	02/21/06	EPA 3050B	EPA 6010B
Silver	ND	0.24	110593	02/20/06	02/21/06	EPA 3050B	EPA 6010B
Thallium	ND	0.24	110593	02/20/06	02/21/06	EPA 3050B	EPA 6010B
Vanadium	22	0.48	110593	02/20/06	02/21/06	EPA 3050B	EPA 6010B
Zinc	10	0.95	110593	02/20/06	02/21/06	EPA 3050B	EPA 6010B

ND= Not Detected
 RL= Reporting Limit

California Title 26 Metals

Lab #:	184972	Project#:	STANDARD
Client:	Clayton Group Services	Location:	GE Caral
Field ID:	SB-7@6	Basis:	as received
Lab ID:	184972-014	Diln Fac:	1.000
Matrix:	Soil	Sampled:	02/16/06
Units:	mg/Kg	Received:	02/16/06

Analyte	Result	RL	Batch#	Prepared	Analyzed	Prep	Analysis
Antimony	ND	2.5	110593	02/20/06	02/21/06	EPA 3050B	EPA 6010B
Arsenic	1.7	0.20	110593	02/20/06	02/21/06	EPA 3050B	EPA 6010B
Barium	110	0.41	110593	02/20/06	02/21/06	EPA 3050B	EPA 6010B
Beryllium	0.54	0.082	110593	02/20/06	02/21/06	EPA 3050B	EPA 6010B
Cadmium	ND	0.20	110593	02/20/06	02/21/06	EPA 3050B	EPA 6010B
Chromium	9.9	0.41	110593	02/20/06	02/21/06	EPA 3050B	EPA 6010B
Cobalt	1.0	0.82	110593	02/20/06	02/21/06	EPA 3050B	EPA 6010B
Copper	0.71	0.41	110593	02/20/06	02/21/06	EPA 3050B	EPA 6010B
Lead	4.1	0.12	110593	02/20/06	02/21/06	EPA 3050B	EPA 6010B
Mercury	0.033	0.019	110567	02/17/06	02/17/06	METHOD	EPA 7471A
Molybdenum	ND	0.82	110593	02/20/06	02/21/06	EPA 3050B	EPA 6010B
Nickel	9.5	0.82	110593	02/20/06	02/21/06	EPA 3050B	EPA 6010B
Selenium	ND	0.20	110593	02/20/06	02/21/06	EPA 3050B	EPA 6010B
Silver	ND	0.20	110593	02/20/06	02/21/06	EPA 3050B	EPA 6010B
Thallium	ND	0.20	110593	02/20/06	02/21/06	EPA 3050B	EPA 6010B
Vanadium	27	0.41	110593	02/20/06	02/21/06	EPA 3050B	EPA 6010B
Zinc	12	0.82	110593	02/20/06	02/21/06	EPA 3050B	EPA 6010B

ND= Not Detected
 RL= Reporting Limit

California Title 26 Metals

Lab #:	184972	Project#:	STANDARD
Client:	Clayton Group Services	Location:	GE Caral
Field ID:	SB-8@3	Basis:	as received
Lab ID:	184972-015	Diln Fac:	1.000
Matrix:	Soil	Sampled:	02/16/06
Units:	mg/Kg	Received:	02/16/06

Analyte	Result	RL	Batch#	Prepared	Analyzed	Prep	Analysis
Antimony	ND	2.8	110593	02/20/06	02/21/06	EPA 3050B	EPA 6010B
Arsenic	2.5	0.23	110593	02/20/06	02/21/06	EPA 3050B	EPA 6010B
Barium	61	0.47	110593	02/20/06	02/21/06	EPA 3050B	EPA 6010B
Beryllium	0.49	0.093	110593	02/20/06	02/21/06	EPA 3050B	EPA 6010B
Cadmium	ND	0.23	110593	02/20/06	02/21/06	EPA 3050B	EPA 6010B
Chromium	19	0.47	110593	02/20/06	02/21/06	EPA 3050B	EPA 6010B
Cobalt	1.6	0.93	110593	02/20/06	02/21/06	EPA 3050B	EPA 6010B
Copper	2.6	0.47	110593	02/20/06	02/21/06	EPA 3050B	EPA 6010B
Lead	4.9	0.14	110593	02/20/06	02/21/06	EPA 3050B	EPA 6010B
Mercury	0.018	0.016	110567	02/17/06	02/17/06	METHOD	EPA 7471A
Molybdenum	ND	0.93	110593	02/20/06	02/21/06	EPA 3050B	EPA 6010B
Nickel	14	0.93	110593	02/20/06	02/21/06	EPA 3050B	EPA 6010B
Selenium	ND	0.23	110593	02/20/06	02/21/06	EPA 3050B	EPA 6010B
Silver	ND	0.23	110593	02/20/06	02/21/06	EPA 3050B	EPA 6010B
Thallium	ND	0.23	110593	02/20/06	02/21/06	EPA 3050B	EPA 6010B
Vanadium	25	0.47	110593	02/20/06	02/21/06	EPA 3050B	EPA 6010B
Zinc	11	0.93	110593	02/20/06	02/21/06	EPA 3050B	EPA 6010B

ND= Not Detected
 RL= Reporting Limit

California Title 26 Metals

Lab #:	184972	Project#:	STANDARD
Client:	Clayton Group Services	Location:	GE Caral
Field ID:	SB-8@6	Basis:	as received
Lab ID:	184972-016	Diln Fac:	1.000
Matrix:	Soil	Sampled:	02/16/06
Units:	mg/Kg	Received:	02/16/06

Analyte	Result	RL	Batch#	Prepared	Analyzed	Prep	Analysis
Antimony	ND	3.1	110593	02/20/06	02/21/06	EPA 3050B	EPA 6010B
Arsenic	2.0	0.26	110593	02/20/06	02/21/06	EPA 3050B	EPA 6010B
Barium	120	0.52	110593	02/20/06	02/21/06	EPA 3050B	EPA 6010B
Beryllium	0.42	0.10	110593	02/20/06	02/21/06	EPA 3050B	EPA 6010B
Cadmium	ND	0.26	110593	02/20/06	02/21/06	EPA 3050B	EPA 6010B
Chromium	11	0.52	110593	02/20/06	02/21/06	EPA 3050B	EPA 6010B
Cobalt	1.2	1.0	110593	02/20/06	02/21/06	EPA 3050B	EPA 6010B
Copper	3.7	0.52	110593	02/20/06	02/21/06	EPA 3050B	EPA 6010B
Lead	5.7	0.16	110593	02/20/06	02/21/06	EPA 3050B	EPA 6010B
Mercury	ND	0.018	110567	02/17/06	02/17/06	METHOD	EPA 7471A
Molybdenum	ND	1.0	110593	02/20/06	02/21/06	EPA 3050B	EPA 6010B
Nickel	10	1.0	110593	02/20/06	02/21/06	EPA 3050B	EPA 6010B
Selenium	ND	0.26	110593	02/20/06	02/21/06	EPA 3050B	EPA 6010B
Silver	ND	0.26	110593	02/20/06	02/21/06	EPA 3050B	EPA 6010B
Thallium	ND	0.26	110593	02/20/06	02/21/06	EPA 3050B	EPA 6010B
Vanadium	25	0.52	110593	02/20/06	02/21/06	EPA 3050B	EPA 6010B
Zinc	19	1.0	110593	02/20/06	02/21/06	EPA 3050B	EPA 6010B

ND= Not Detected
 RL= Reporting Limit

California Title 26 Metals

Lab #:	184972	Project#:	STANDARD
Client:	Clayton Group Services	Location:	GE Caral
Field ID:	SB-9@3	Basis:	as received
Lab ID:	184972-017	Diln Fac:	1.000
Matrix:	Soil	Sampled:	02/16/06
Units:	mg/Kg	Received:	02/16/06

Analyte	Result	RL	Batch#	Prepared	Analyzed	Prep	Analysis
Antimony	ND	2.2	110593	02/20/06	02/21/06	EPA 3050B	EPA 6010B
Arsenic	2.5	0.18	110593	02/20/06	02/21/06	EPA 3050B	EPA 6010B
Barium	74	0.36	110593	02/20/06	02/21/06	EPA 3050B	EPA 6010B
Beryllium	0.52	0.073	110593	02/20/06	02/21/06	EPA 3050B	EPA 6010B
Cadmium	ND	0.18	110593	02/20/06	02/21/06	EPA 3050B	EPA 6010B
Chromium	18	0.36	110593	02/20/06	02/21/06	EPA 3050B	EPA 6010B
Cobalt	12	0.73	110593	02/20/06	02/21/06	EPA 3050B	EPA 6010B
Copper	1.6	0.36	110593	02/20/06	02/21/06	EPA 3050B	EPA 6010B
Lead	9.2	0.11	110593	02/20/06	02/21/06	EPA 3050B	EPA 6010B
Mercury	0.033	0.018	110567	02/17/06	02/17/06	METHOD	EPA 7471A
Molybdenum	ND	0.73	110593	02/20/06	02/21/06	EPA 3050B	EPA 6010B
Nickel	42	0.73	110593	02/20/06	02/21/06	EPA 3050B	EPA 6010B
Selenium	ND	0.18	110593	02/20/06	02/21/06	EPA 3050B	EPA 6010B
Silver	ND	0.18	110593	02/20/06	02/21/06	EPA 3050B	EPA 6010B
Thallium	ND	0.18	110593	02/20/06	02/21/06	EPA 3050B	EPA 6010B
Vanadium	24	0.36	110593	02/20/06	02/21/06	EPA 3050B	EPA 6010B
Zinc	11	0.73	110593	02/20/06	02/21/06	EPA 3050B	EPA 6010B

ND= Not Detected
 RL= Reporting Limit

California Title 26 Metals

Lab #:	184972	Project#:	STANDARD
Client:	Clayton Group Services	Location:	GE Caral
Field ID:	SB-9@6	Basis:	as received
Lab ID:	184972-018	Diln Fac:	1.000
Matrix:	Soil	Sampled:	02/16/06
Units:	mg/Kg	Received:	02/16/06

Analyte	Result	RL	Batch#	Prepared	Analyzed	Prep	Analysis
Antimony	ND	3.3	110593	02/20/06	02/21/06	EPA 3050B	EPA 6010B
Arsenic	2.7	0.27	110593	02/20/06	02/21/06	EPA 3050B	EPA 6010B
Barium	59	0.54	110593	02/20/06	02/21/06	EPA 3050B	EPA 6010B
Beryllium	0.63	0.11	110593	02/20/06	02/21/06	EPA 3050B	EPA 6010B
Cadmium	ND	0.27	110593	02/20/06	02/21/06	EPA 3050B	EPA 6010B
Chromium	22	0.54	110593	02/20/06	02/21/06	EPA 3050B	EPA 6010B
Cobalt	3.8	1.1	110593	02/20/06	02/21/06	EPA 3050B	EPA 6010B
Copper	3.0	0.54	110593	02/20/06	02/21/06	EPA 3050B	EPA 6010B
Lead	4.2	0.16	110593	02/20/06	02/21/06	EPA 3050B	EPA 6010B
Mercury	ND	0.021	110567	02/17/06	02/17/06	METHOD	EPA 7471A
Molybdenum	ND	1.1	110593	02/20/06	02/21/06	EPA 3050B	EPA 6010B
Nickel	17	1.1	110593	02/20/06	02/21/06	EPA 3050B	EPA 6010B
Selenium	ND	0.27	110593	02/20/06	02/21/06	EPA 3050B	EPA 6010B
Silver	ND	0.27	110593	02/20/06	02/21/06	EPA 3050B	EPA 6010B
Thallium	ND	0.27	110593	02/20/06	02/21/06	EPA 3050B	EPA 6010B
Vanadium	29	0.54	110593	02/20/06	02/21/06	EPA 3050B	EPA 6010B
Zinc	13	1.1	110593	02/20/06	02/21/06	EPA 3050B	EPA 6010B

ND= Not Detected
 RL= Reporting Limit

Batch QC Report

California Title 26 Metals			
Lab #:	184972	Location:	GE Caral
Client:	Clayton Group Services	Prep:	METHOD
Project#:	STANDARD	Analysis:	EPA 7471A
Analyte:	Mercury	Basis:	as received
Type:	BLANK	Diln Fac:	1.000
Lab ID:	QC328490	Batch#:	110567
Matrix:	Soil	Prepared:	02/17/06
Units:	mg/Kg	Analyzed:	02/17/06

Result	RL
ND	0.020

ND= Not Detected
 RL= Reporting Limit

Batch QC Report

California Title 26 Metals			
Lab #:	184972	Location:	GE Caral
Client:	Clayton Group Services	Prep:	METHOD
Project#:	STANDARD	Analysis:	EPA 7471A
Analyte:	Mercury	Diln Fac:	1.000
Matrix:	Soil	Batch#:	110567
Units:	mg/Kg	Prepared:	02/17/06
Basis:	as received	Analyzed:	02/17/06

Type	Lab ID	Spiked	Result	%REC	Limits	RPD	Lim
BS	QC328491	0.5000	0.5080	102	80-120		
BSD	QC328492	0.5000	0.4820	96	80-120	5	20

RPD= Relative Percent Difference

Batch QC Report

California Title 26 Metals			
Lab #:	184972	Location:	GE Caral
Client:	Clayton Group Services	Prep:	METHOD
Project#:	STANDARD	Analysis:	EPA 7471A
Analyte:	Mercury	Diln Fac:	1.000
Field ID:	ZZZZZZZZZZ	Batch#:	110567
MSS Lab ID:	184933-044	Sampled:	02/14/06
Matrix:	Soil	Received:	02/14/06
Units:	mg/Kg	Prepared:	02/17/06
Basis:	as received	Analyzed:	02/17/06

Type	Lab ID	MSS Result	Spiked	Result	%REC	Limits	RPD	Lim
MS	QC328493	0.07056	0.4464	0.4982	96	56-148		
MSD	QC328494		0.4464	0.4982	96	56-148	0	20

RPD= Relative Percent Difference

Batch QC Report

California Title 26 Metals			
Lab #:	184972	Location:	GE Caral
Client:	Clayton Group Services	Prep:	EPA 3050B
Project#:	STANDARD	Analysis:	EPA 6010B
Type:	BLANK	Diln Fac:	1.000
Lab ID:	QC328608	Batch#:	110593
Matrix:	Soil	Prepared:	02/20/06
Units:	mg/Kg	Analyzed:	02/21/06
Basis:	as received		

Analyte	Result	RL
Antimony	ND	3.0
Arsenic	ND	0.25
Barium	ND	0.50
Beryllium	ND	0.10
Cadmium	ND	0.25
Chromium	ND	0.50
Cobalt	ND	1.0
Copper	ND	0.50
Lead	ND	0.15
Molybdenum	ND	1.0
Nickel	ND	1.0
Selenium	ND	0.25
Silver	ND	0.25
Thallium	ND	0.25
Vanadium	ND	0.50
Zinc	ND	1.0

ND= Not Detected

RL= Reporting Limit

Batch QC Report

California Title 26 Metals			
Lab #:	184972	Location:	GE Caral
Client:	Clayton Group Services	Prep:	EPA 3050B
Project#:	STANDARD	Analysis:	EPA 6010B
Matrix:	Soil	Batch#:	110593
Units:	mg/Kg	Prepared:	02/20/06
Basis:	as received	Analyzed:	02/21/06
Diln Fac:	1.000		

Type: BS Lab ID: QC328609

Analyte	Spiked	Result	%REC	Limits
Antimony	100.0	96.93	97	80-120
Arsenic	50.00	49.60	99	80-120
Barium	100.0	102.1	102	80-120
Beryllium	2.500	2.598	104	80-120
Cadmium	10.00	10.17	102	80-120
Chromium	100.0	100.4	100	80-120
Cobalt	25.00	24.32	97	80-120
Copper	12.50	12.25	98	80-120
Lead	100.0	96.43	96	80-120
Molybdenum	20.00	19.86	99	80-120
Nickel	25.00	24.41	98	80-120
Selenium	50.00	49.35	99	80-120
Silver	10.00	8.827	88	80-120
Thallium	50.00	48.87	98	80-120
Vanadium	25.00	24.28	97	80-120
Zinc	25.00	24.85	99	80-120

Type: BSD Lab ID: QC328610

Analyte	Spiked	Result	%REC	Limits	RPD	Lim
Antimony	100.0	100.3	100	80-120	3	20
Arsenic	50.00	51.28	103	80-120	3	20
Barium	100.0	100.2	100	80-120	2	20
Beryllium	2.500	2.557	102	80-120	2	20
Cadmium	10.00	10.50	105	80-120	3	20
Chromium	100.0	98.95	99	80-120	1	20
Cobalt	25.00	25.03	100	80-120	3	20
Copper	12.50	12.00	96	80-120	2	20
Lead	100.0	99.35	99	80-120	3	20
Molybdenum	20.00	20.40	102	80-120	3	20
Nickel	25.00	25.15	101	80-120	3	20
Selenium	50.00	51.31	103	80-120	4	20
Silver	10.00	9.052	91	80-120	3	20
Thallium	50.00	50.72	101	80-120	4	20
Vanadium	25.00	24.97	100	80-120	3	20
Zinc	25.00	25.65	103	80-120	3	20

RPD= Relative Percent Difference

Batch QC Report

California Title 26 Metals			
Lab #:	184972	Location:	GE Caral
Client:	Clayton Group Services	Prep:	EPA 3050B
Project#:	STANDARD	Analysis:	EPA 6010B
Field ID:	SB-1@3	Batch#:	110593
MSS Lab ID:	184972-001	Sampled:	02/16/06
Matrix:	Soil	Received:	02/16/06
Units:	mg/Kg	Prepared:	02/20/06
Basis:	as received	Analyzed:	02/21/06
Diln Fac:	1.000		

Type: MS Lab ID: QC328611

Analyte	MSS Result	Spiked	Result	%REC	Limits
Antimony	<0.07462	94.34	45.18	48	9-120
Arsenic	1.986	47.17	41.76	84	73-120
Barium	53.40	94.34	224.6	182 *	54-137
Beryllium	0.5095	2.358	2.773	96	79-120
Cadmium	0.09454	9.434	8.908	93	72-120
Chromium	16.83	94.34	103.2	92	65-120
Cobalt	4.498	23.58	26.64	94	63-120
Copper	1.610	11.79	12.14	89	52-145
Lead	5.006	94.34	87.15	87	57-125
Molybdenum	0.2606	18.87	16.14	84	69-120
Nickel	14.49	23.58	40.80	112	47-135
Selenium	<0.05393	47.17	40.33	85	68-120
Silver	<0.03005	9.434	6.445	68 *	77-120
Thallium	0.02165	47.17	40.56	86	68-120
Vanadium	19.62	23.58	42.76	98	51-137
Zinc	7.517	23.58	31.03	100	43-141

Type: MSD Lab ID: QC328612

Analyte	Spiked	Result	%REC	Limits	RPD	Lim
Antimony	74.07	33.62	45	9-120	5	22
Arsenic	37.04	33.36	85	73-120	1	20
Barium	74.07	128.2	101	54-137	41 *	20
Beryllium	1.852	2.269	95	79-120	1	20
Cadmium	7.407	7.026	94	72-120	0	20
Chromium	74.07	84.77	92	65-120	0	20
Cobalt	18.52	24.14	106	63-120	10	20
Copper	9.259	10.05	91	52-145	2	20
Lead	74.07	69.77	87	57-125	1	20
Molybdenum	14.81	12.80	85	69-120	1	20
Nickel	18.52	37.23	123	47-135	5	20
Selenium	37.04	31.51	85	68-120	0	20
Silver	7.407	4.832	65 *	77-120	5	20
Thallium	37.04	31.79	86	68-120	0	20
Vanadium	18.52	37.33	96	51-137	1	20
Zinc	18.52	25.64	98	43-141	1	20

*= Value outside of QC limits; see narrative

RPD= Relative Percent Difference

Batch QC Report

California Title 26 Metals			
Lab #:	184972	Location:	GE Caral
Client:	Clayton Group Services	Prep:	METHOD
Project#:	STANDARD	Analysis:	EPA 7471A
Analyte:	Mercury	Basis:	as received
Type:	BLANK	Diln Fac:	1.000
Lab ID:	QC328747	Batch#:	110630
Matrix:	Soil	Prepared:	02/21/06
Units:	mg/Kg	Analyzed:	02/21/06

Result	RL
ND	0.020

ND= Not Detected
 RL= Reporting Limit

Batch QC Report

California Title 26 Metals			
Lab #:	184972	Location:	GE Caral
Client:	Clayton Group Services	Prep:	METHOD
Project#:	STANDARD	Analysis:	EPA 7471A
Analyte:	Mercury	Diln Fac:	1.000
Matrix:	Soil	Batch#:	110630
Units:	mg/Kg	Prepared:	02/21/06
Basis:	as received	Analyzed:	02/21/06

Type	Lab ID	Spiked	Result	%REC	Limits	RPD	Lim
BS	QC328748	0.5000	0.5080	102	80-120		
BSD	QC328749	0.5000	0.4970	99	80-120	2	20

RPD= Relative Percent Difference

Batch QC Report

California Title 26 Metals			
Lab #:	184972	Location:	GE Caral
Client:	Clayton Group Services	Prep:	METHOD
Project#:	STANDARD	Analysis:	EPA 7471A
Analyte:	Mercury	Diln Fac:	1.000
Field ID:	SB-1@3	Batch#:	110630
MSS Lab ID:	184972-001	Sampled:	02/16/06
Matrix:	Soil	Received:	02/16/06
Units:	mg/Kg	Prepared:	02/21/06
Basis:	as received	Analyzed:	02/21/06

Type	Lab ID	MSS Result	Spiked	Result	%REC	Limits	RPD	Lim
MS	QC328750	0.03375	0.4464	0.4688	97	56-148		
MSD	QC328751		0.5000	0.5300	99	56-148	2	20

RPD= Relative Percent Difference



**BUREAU
VERITAS**



CHAIN OF CUSTODY

Lab. McCampbell Analytical

TAT: Standard (5 or 10 day)

Report results to:

Name Mike Zimmerman
 Company Clayton Group Services (A Bureau Veritas Company)
 Mailing Address 6920 Koll Center Parkway, Ste. 216
 City, State, Zip Pleasanton, California 94566
 Telephone No. (925) 426-2600
 Fax No. (925) 426-0106
 Email: mike.zimmerman@us.bureauveritas.com

Project Information

Project No. 70-04583.03
 Name GE Caral
 Location Allbany, CA

Special instructions and/or specific regulatory requirements:

8015 - Silica Gel Cleanup

[Handwritten scribble]

Analyses Requested

Sample Identification	Date Sampled	Time Sampled	Matrix/Media	No. of Conts.	Analyses Requested								Sample Condition/Comments	Preservative	
					8260 (VOCs)	8270 (SVOCs)	CAM 17 Metals	8015 (TPHd.g.mo) w/Silica Gel Cle	8082 PCBs						
-1 SB-1-3'	2-16-06	0815	Soil	1	X		X	X							ice
-2 SB-1-6'		0900													ice
-3 SB-2-3'		0905													ice
-4 SB-2-6'		0910													ice
-5 SB-3-3'		0930													ice
-6 SB-3-6'		0935													ice
-7 SB-4-3'		0955													ice
-8 SB-4-6'		1000													ice
-9 SB-5-3'		1020													ice
-10 SB-5-6'		1030													ice

Collected by: Effandi
 Relinquished by: Effandi Date/Time _____
 Relinquished by: _____ Date/Time _____
 Method of Shipment: _____

Collector's Signature: [Signature]
 Received by: _____ Date/Time _____
 Received by: _____ Date/Time _____
 Sample Condition on Rcpt: _____



**BUREAU
VERITAS**



CHAIN OF CUSTODY

Page of

Lab: McCampbell Analytical

TAT: Standard (5 or 10 day)

Report results to:

Name: Mike Zimmerman
 Company: Clayton Group Services (A Bureau Veritas Company)
 Mailing Address: 6920 Koll Center Parkway, Ste. 216
 City, State, Zip: Pleasanton, California 94566
 Telephone No.: (925) 426-2600
 Fax No.: (925) 426-0106
 Email: mike.zimmerman@us.bureauveritas.com

Project Information

Project No.: 70-04583.03
 Name: GE Caral
 Location: Allbany, CA

Special instructions and/or specific regulatory requirements:

8015 - Silica Gel Cleanup

Analyses Requested

Sample Identification	Date Sampled	Time Sampled	Matrix/Media	No. of Conts.	Analyses Requested					Sample Condition/Comments	Preservative	
					8260 (VOCs)	8270 (SVOCs)	CAM 17 Metals	8015 (TPHd.g.mo).w/Silica Gel Cle	8082 PCBs			
-11 SB-6-3	2-16-06	1045	Soil	1	X		X	X				ice
-12 SB-6-6		1055										ice
-13 SB-7-3		1105										ice
-14 SB-7-6		1115										ice
-15 SB-8-5		1130										ice
-16 SB-8-6		1135										ice
-17 SB-9-3		1145										ice
-18 SB-9-6		1155										ice
												ice
												ice

Collected by: Effandi
 Relinquished by: Effandi Date/Time 2-16-06 1305
 Relinquished by: _____ Date/Time _____
 Method of Shipment: _____

Collector's Signature: [Signature]
 Received by: [Signature] Date/Time 2/16/06 2:05pm
 Received by: _____ Date/Time _____
 Sample Condition on Rcpt: _____

Batch QC Report

Total Volatile Hydrocarbons			
Lab #:	185020	Location:	GE Caral
Client:	Clayton Group Services	Prep:	EPA 5030B
Project#:	STANDARD	Analysis:	EPA 8015B
Type:	LCS	Diln Fac:	1.000
Lab ID:	QC328561	Batch#:	110583
Matrix:	Water	Analyzed:	02/19/06
Units:	ug/L		

Analyte	Spiked	Result	%REC	Limits
Gasoline C7-C12	2,000	1,970	99	80-120

Surrogate	%REC	Limits
Trifluorotoluene (FID)	124	62-141
Bromofluorobenzene (FID)	110	78-134

Batch QC Report

Total Volatile Hydrocarbons			
Lab #:	185020	Location:	GE Caral
Client:	Clayton Group Services	Prep:	EPA 5030B
Project#:	STANDARD	Analysis:	EPA 8015B
Field ID:	SB-9-W	Batch#:	110583
MSS Lab ID:	185020-001	Sampled:	02/17/06
Matrix:	Water	Received:	02/17/06
Units:	ug/L	Analyzed:	02/19/06
Diln Fac:	1.000		

Type: MS Lab ID: QC328562

Analyte	MSS Result	Spiked	Result	%REC	Limits
Gasoline C7-C12	88.15	2,000	1,962	94	80-120

Surrogate	%REC	Limits
Trifluorotoluene (FID)	118	62-141
Bromofluorobenzene (FID)	117	78-134

Type: MSD Lab ID: QC328563

Analyte	Spiked	Result	%REC	Limits	RPD	Lim
Gasoline C7-C12	2,000	1,959	94	80-120	0	20

Surrogate	%REC	Limits
Trifluorotoluene (FID)	119	62-141
Bromofluorobenzene (FID)	115	78-134

RPD= Relative Percent Difference

Total Volatile Hydrocarbons			
Lab #:	185020	Location:	GE Caral
Client:	Clayton Group Services	Prep:	EPA 5030B
Project#:	STANDARD	Analysis:	EPA 8015B
Field ID:	SB-12-30	Batch#:	110641
Matrix:	Soil	Sampled:	02/17/06
Units:	mg/Kg	Received:	02/17/06
Basis:	as received	Analyzed:	02/22/06
Diln Fac:	1.000		

Type: SAMPLE Lab ID: 185020-004

Analyte	Result	RL
Gasoline C7-C12	ND	1.1

Surrogate	%REC	Limits
Trifluorotoluene (FID)	100	59-140
Bromofluorobenzene (FID)	105	62-149

Type: BLANK Lab ID: QC328780

Analyte	Result	RL
Gasoline C7-C12	ND	0.20

Surrogate	%REC	Limits
Trifluorotoluene (FID)	90	59-140
Bromofluorobenzene (FID)	95	62-149

ND= Not Detected
 RL= Reporting Limit

Batch QC Report

Total Volatile Hydrocarbons			
Lab #:	185020	Location:	GE Caral
Client:	Clayton Group Services	Prep:	EPA 5030B
Project#:	STANDARD	Analysis:	EPA 8015B
Type:	LCS	Basis:	as received
Lab ID:	QC328782	Diln Fac:	1.000
Matrix:	Soil	Batch#:	110641
Units:	mg/Kg	Analyzed:	02/22/06

Analyte	Spiked	Result	%REC	Limits
Gasoline C7-C12	10.00	9.494	95	80-120

Surrogate	%REC	Limits
Trifluorotoluene (FID)	108	59-140
Bromofluorobenzene (FID)	104	62-149

Batch QC Report

Total Volatile Hydrocarbons			
Lab #:	185020	Location:	GE Caral
Client:	Clayton Group Services	Prep:	EPA 5030B
Project#:	STANDARD	Analysis:	EPA 8015B
Field ID:	ZZZZZZZZZZ	Diln Fac:	1.000
MSS Lab ID:	185049-001	Batch#:	110641
Matrix:	Soil	Sampled:	02/21/06
Units:	mg/Kg	Received:	02/21/06
Basis:	as received	Analyzed:	02/23/06

Type: MS Lab ID: QC328917

Analyte	MSS Result	Spiked	Result	%REC	Limits
Gasoline C7-C12	<0.1240	10.10	3.488	35 *	44-120

Surrogate	%REC	Limits
Trifluorotoluene (FID)	97	59-140
Bromofluorobenzene (FID)	97	62-149

Type: MSD Lab ID: QC328918

Analyte	Spiked	Result	%REC	Limits	RPD	Lim
Gasoline C7-C12	9.259	3.548	38 *	44-120	10	23

Surrogate	%REC	Limits
Trifluorotoluene (FID)	97	59-140
Bromofluorobenzene (FID)	97	62-149

*= Value outside of QC limits; see narrative

RPD= Relative Percent Difference

Total Extractable Hydrocarbons

Lab #:	185020	Location:	GE Caral
Client:	Clayton Group Services	Prep:	EPA 3520C
Project#:	STANDARD	Analysis:	EPA 8015B
Matrix:	Water	Sampled:	02/17/06
Units:	ug/L	Received:	02/17/06
Diln Fac:	1.000	Prepared:	02/22/06
Batch#:	110662		

Field ID: SB-9-W Analyzed: 02/24/06
 Type: SAMPLE Cleanup Method: EPA 3630C
 Lab ID: 185020-001

Analyte	Result	RL
Diesel C10-C24	92 L Y	50
Motor Oil C24-C36	ND	300

Surrogate	%REC	Limits
Hexacosane	100	60-135

Field ID: SB-10-W Analyzed: 02/24/06
 Type: SAMPLE Cleanup Method: EPA 3630C
 Lab ID: 185020-002

Analyte	Result	RL
Diesel C10-C24	ND	50
Motor Oil C24-C36	ND	300

Surrogate	%REC	Limits
Hexacosane	111	60-135

Field ID: SB-11-W Analyzed: 02/24/06
 Type: SAMPLE Cleanup Method: EPA 3630C
 Lab ID: 185020-003

Analyte	Result	RL
Diesel C10-C24	ND	50
Motor Oil C24-C36	ND	300

Surrogate	%REC	Limits
Hexacosane	108	60-135

Type: BLANK Analyzed: 02/23/06
 Lab ID: QC328868 Cleanup Method: EPA 3630C

Analyte	Result	RL
Diesel C10-C24	ND	50
Motor Oil C24-C36	ND	300

Surrogate	%REC	Limits
Hexacosane	103	60-135

L= Lighter hydrocarbons contributed to the quantitation
 Y= Sample exhibits chromatographic pattern which does not resemble standard
 ND= Not Detected
 RL= Reporting Limit

Batch QC Report

Total Extractable Hydrocarbons			
Lab #:	185020	Location:	GE Caral
Client:	Clayton Group Services	Prep:	EPA 3520C
Project#:	STANDARD	Analysis:	EPA 8015B
Type:	LCS	Diln Fac:	1.000
Lab ID:	QC328869	Batch#:	110662
Matrix:	Water	Prepared:	02/22/06
Units:	ug/L	Analyzed:	02/23/06

Cleanup Method: EPA 3630C

Analyte	Spiked	Result	%REC	Limits
Diesel C10-C24	2,500	3,085	123	53-138

Surrogate	%REC	Limits
Hexacosane	119	60-135

Batch QC Report

Total Extractable Hydrocarbons			
Lab #:	185020	Location:	GE Caral
Client:	Clayton Group Services	Prep:	EPA 3520C
Project#:	STANDARD	Analysis:	EPA 8015B
Field ID:	ZZZZZZZZZZ	Batch#:	110662
MSS Lab ID:	184836-002	Sampled:	02/08/06
Matrix:	Water	Received:	02/09/06
Units:	ug/L	Prepared:	02/22/06
Diln Fac:	1.000	Analyzed:	02/23/06

Type: MS
 Lab ID: QC328937

Cleanup Method: EPA 3630C

Analyte	MSS Result	Spiked	Result	%REC	Limits
Diesel C10-C24	<33.26	2,500	3,098	124	55-133

Surrogate	%REC	Limits
Hexacosane	120	60-135

Type: MSD
 Lab ID: QC328938

Cleanup Method: EPA 3630C

Analyte	Spiked	Result	%REC	Limits	RPD	Lim
Diesel C10-C24	2,500	2,831	113	55-133	9	33

Surrogate	%REC	Limits
Hexacosane	112	60-135

RPD= Relative Percent Difference

Batch QC Report

Total Extractable Hydrocarbons			
Lab #:	185020	Location:	GE Caral
Client:	Clayton Group Services	Prep:	SHAKER TABLE
Project#:	STANDARD	Analysis:	EPA 8015B
Type:	LCS	Diln Fac:	1.000
Lab ID:	QC329067	Batch#:	110710
Matrix:	Soil	Prepared:	02/23/06
Units:	mg/Kg	Analyzed:	02/24/06
Basis:	as received		

Cleanup Method: EPA 3630C

Analyte	Spiked	Result	%REC	Limits
Diesel C10-C24	50.48	45.50	90	54-137

Surrogate	%REC	Limits
Hexacosane	91	48-132

Batch QC Report

Total Extractable Hydrocarbons			
Lab #:	185020	Location:	GE Caral
Client:	Clayton Group Services	Prep:	SHAKER TABLE
Project#:	STANDARD	Analysis:	EPA 8015B
Field ID:	ZZZZZZZZZZ	Batch#:	110710
MSS Lab ID:	184895-012	Sampled:	02/10/06
Matrix:	Soil	Received:	02/13/06
Units:	mg/Kg	Prepared:	02/23/06
Basis:	as received	Analyzed:	02/23/06
Diln Fac:	1.000		

Type: MS
 Lab ID: QC329068

Cleanup Method: EPA 3630C

Analyte	MSS Result	Spiked	Result	%REC	Limits
Diesel C10-C24	16.95	50.35	49.62	65	28-163

Surrogate	%REC	Limits
Hexacosane	67	48-132

Type: MSD
 Lab ID: QC329069

Cleanup Method: EPA 3630C

Analyte	Spiked	Result	%REC	Limits	RPD	Lim
Diesel C10-C24	49.95	54.91	76	28-163	11	46

Surrogate	%REC	Limits
Hexacosane	62	48-132

RPD= Relative Percent Difference

Purgeable Organics by GC/MS

Lab #:	185020	Location:	GE Caral
Client:	Clayton Group Services	Prep:	EPA 5030B
Project#:	STANDARD	Analysis:	EPA 8260B
Field ID:	SB-9-W	Batch#:	110600
Lab ID:	185020-001	Sampled:	02/17/06
Matrix:	Water	Received:	02/17/06
Units:	ug/L	Analyzed:	02/21/06
Diln Fac:	1.000		

Analyte	Result	RL
Freon 12	ND	1.0
Chloromethane	ND	1.0
Vinyl Chloride	ND	0.5
Bromomethane	ND	1.0
Chloroethane	ND	1.0
Trichlorofluoromethane	ND	1.0
Acetone	ND	10
Freon 113	ND	0.5
1,1-Dichloroethene	ND	0.5
Methylene Chloride	ND	10
Carbon Disulfide	ND	0.5
MTBE	ND	0.5
trans-1,2-Dichloroethene	ND	0.5
Vinyl Acetate	ND	10
1,1-Dichloroethane	ND	0.5
2-Butanone	ND	10
cis-1,2-Dichloroethene	29	0.5
2,2-Dichloropropane	ND	0.5
Chloroform	ND	0.5
Bromochloromethane	ND	0.5
1,1,1-Trichloroethane	ND	0.5
1,1-Dichloropropene	ND	0.5
Carbon Tetrachloride	ND	0.5
1,2-Dichloroethane	ND	0.5
Benzene	1.7	0.5
Trichloroethene	3.6	0.5
1,2-Dichloropropane	ND	0.5
Bromodichloromethane	ND	0.5
Dibromomethane	ND	0.5
4-Methyl-2-Pentanone	ND	10
cis-1,3-Dichloropropene	ND	0.5
Toluene	ND	0.5
trans-1,3-Dichloropropene	ND	0.5
1,1,2-Trichloroethane	ND	0.5
2-Hexanone	ND	10
1,3-Dichloropropane	ND	0.5
Tetrachloroethene	ND	0.5

ND= Not Detected

RL= Reporting Limit

Purgeable Organics by GC/MS

Lab #:	185020	Location:	GE Caral
Client:	Clayton Group Services	Prep:	EPA 5030B
Project#:	STANDARD	Analysis:	EPA 8260B
Field ID:	SB-9-W	Batch#:	110600
Lab ID:	185020-001	Sampled:	02/17/06
Matrix:	Water	Received:	02/17/06
Units:	ug/L	Analyzed:	02/21/06
Diln Fac:	1.000		

Analyte	Result	RL
Dibromochloromethane	ND	0.5
1,2-Dibromoethane	ND	0.5
Chlorobenzene	ND	0.5
1,1,1,2-Tetrachloroethane	ND	0.5
Ethylbenzene	ND	0.5
m,p-Xylenes	ND	0.5
o-Xylene	ND	0.5
Styrene	ND	0.5
Bromoform	ND	1.0
Isopropylbenzene	ND	0.5
1,1,2,2-Tetrachloroethane	ND	0.5
1,2,3-Trichloropropane	ND	0.5
Propylbenzene	ND	0.5
Bromobenzene	ND	0.5
1,3,5-Trimethylbenzene	ND	0.5
2-Chlorotoluene	ND	0.5
4-Chlorotoluene	ND	0.5
tert-Butylbenzene	ND	0.5
1,2,4-Trimethylbenzene	ND	0.5
sec-Butylbenzene	ND	0.5
para-Isopropyl Toluene	ND	0.5
1,3-Dichlorobenzene	ND	0.5
1,4-Dichlorobenzene	ND	0.5
n-Butylbenzene	ND	0.5
1,2-Dichlorobenzene	ND	0.5
1,2-Dibromo-3-Chloropropane	ND	2.0
1,2,4-Trichlorobenzene	ND	0.5
Hexachlorobutadiene	ND	0.5
Naphthalene	ND	2.0
1,2,3-Trichlorobenzene	ND	0.5

Surrogate	%REC	Limits
Dibromofluoromethane	97	80-121
1,2-Dichloroethane-d4	94	80-125
Toluene-d8	97	80-120
Bromofluorobenzene	101	80-124

ND= Not Detected

RL= Reporting Limit

Purgeable Organics by GC/MS

Lab #:	185020	Location:	GE Caral
Client:	Clayton Group Services	Prep:	EPA 5030B
Project#:	STANDARD	Analysis:	EPA 8260B
Field ID:	SB-10-W	Batch#:	110600
Lab ID:	185020-002	Sampled:	02/17/06
Matrix:	Water	Received:	02/17/06
Units:	ug/L	Analyzed:	02/21/06
Diln Fac:	1.000		

Analyte	Result	RL
Freon 12	ND	1.0
Chloromethane	ND	1.0
Vinyl Chloride	0.8	0.5
Bromomethane	ND	1.0
Chloroethane	ND	1.0
Trichlorofluoromethane	ND	1.0
Acetone	ND	10
Freon 113	ND	0.5
1,1-Dichloroethene	ND	0.5
Methylene Chloride	ND	10
Carbon Disulfide	ND	0.5
MTBE	ND	0.5
trans-1,2-Dichloroethene	ND	0.5
Vinyl Acetate	ND	10
1,1-Dichloroethane	ND	0.5
2-Butanone	ND	10
cis-1,2-Dichloroethene	21	0.5
2,2-Dichloropropane	ND	0.5
Chloroform	ND	0.5
Bromochloromethane	ND	0.5
1,1,1-Trichloroethane	ND	0.5
1,1-Dichloropropene	ND	0.5
Carbon Tetrachloride	ND	0.5
1,2-Dichloroethane	3.5	0.5
Benzene	ND	0.5
Trichloroethene	8.9	0.5
1,2-Dichloropropane	ND	0.5
Bromodichloromethane	ND	0.5
Dibromomethane	ND	0.5
4-Methyl-2-Pentanone	ND	10
cis-1,3-Dichloropropene	ND	0.5
Toluene	ND	0.5
trans-1,3-Dichloropropene	ND	0.5
1,1,2-Trichloroethane	ND	0.5
2-Hexanone	ND	10
1,3-Dichloropropane	ND	0.5
Tetrachloroethene	ND	0.5

ND= Not Detected

RL= Reporting Limit

Purgeable Organics by GC/MS

Lab #:	185020	Location:	GE Caral
Client:	Clayton Group Services	Prep:	EPA 5030B
Project#:	STANDARD	Analysis:	EPA 8260B
Field ID:	SB-10-W	Batch#:	110600
Lab ID:	185020-002	Sampled:	02/17/06
Matrix:	Water	Received:	02/17/06
Units:	ug/L	Analyzed:	02/21/06
Diln Fac:	1.000		

Analyte	Result	RL
Dibromochloromethane	ND	0.5
1,2-Dibromoethane	ND	0.5
Chlorobenzene	ND	0.5
1,1,1,2-Tetrachloroethane	ND	0.5
Ethylbenzene	ND	0.5
m,p-Xylenes	ND	0.5
o-Xylene	ND	0.5
Styrene	ND	0.5
Bromoform	ND	1.0
Isopropylbenzene	ND	0.5
1,1,2,2-Tetrachloroethane	ND	0.5
1,2,3-Trichloropropane	ND	0.5
Propylbenzene	ND	0.5
Bromobenzene	ND	0.5
1,3,5-Trimethylbenzene	ND	0.5
2-Chlorotoluene	ND	0.5
4-Chlorotoluene	ND	0.5
tert-Butylbenzene	ND	0.5
1,2,4-Trimethylbenzene	ND	0.5
sec-Butylbenzene	ND	0.5
para-Isopropyl Toluene	ND	0.5
1,3-Dichlorobenzene	ND	0.5
1,4-Dichlorobenzene	ND	0.5
n-Butylbenzene	ND	0.5
1,2-Dichlorobenzene	ND	0.5
1,2-Dibromo-3-Chloropropane	ND	2.0
1,2,4-Trichlorobenzene	ND	0.5
Hexachlorobutadiene	ND	0.5
Naphthalene	4.1	2.0
1,2,3-Trichlorobenzene	ND	0.5

Surrogate	%REC	Limits
Dibromofluoromethane	99	80-121
1,2-Dichloroethane-d4	96	80-125
Toluene-d8	100	80-120
Bromofluorobenzene	102	80-124

ND= Not Detected

RL= Reporting Limit

Purgeable Organics by GC/MS

Lab #:	185020	Location:	GE Caral
Client:	Clayton Group Services	Prep:	EPA 5030B
Project#:	STANDARD	Analysis:	EPA 8260B
Field ID:	SB-11-W	Batch#:	110600
Lab ID:	185020-003	Sampled:	02/17/06
Matrix:	Water	Received:	02/17/06
Units:	ug/L	Analyzed:	02/21/06
Diln Fac:	1.000		

Analyte	Result	RL
Freon 12	ND	1.0
Chloromethane	ND	1.0
Vinyl Chloride	ND	0.5
Bromomethane	ND	1.0
Chloroethane	ND	1.0
Trichlorofluoromethane	ND	1.0
Acetone	13	10
Freon 113	ND	0.5
1,1-Dichloroethene	ND	0.5
Methylene Chloride	ND	10
Carbon Disulfide	ND	0.5
MTBE	ND	0.5
trans-1,2-Dichloroethene	ND	0.5
Vinyl Acetate	ND	10
1,1-Dichloroethane	ND	0.5
2-Butanone	ND	10
cis-1,2-Dichloroethene	ND	0.5
2,2-Dichloropropane	ND	0.5
Chloroform	ND	0.5
Bromochloromethane	ND	0.5
1,1,1-Trichloroethane	ND	0.5
1,1-Dichloropropene	ND	0.5
Carbon Tetrachloride	ND	0.5
1,2-Dichloroethane	ND	0.5
Benzene	1.1	0.5
Trichloroethene	ND	0.5
1,2-Dichloropropane	ND	0.5
Bromodichloromethane	ND	0.5
Dibromomethane	ND	0.5
4-Methyl-2-Pentanone	ND	10
cis-1,3-Dichloropropene	ND	0.5
Toluene	ND	0.5
trans-1,3-Dichloropropene	ND	0.5
1,1,2-Trichloroethane	ND	0.5
2-Hexanone	ND	10
1,3-Dichloropropane	ND	0.5
Tetrachloroethene	ND	0.5

ND= Not Detected

RL= Reporting Limit

Purgeable Organics by GC/MS

Lab #:	185020	Location:	GE Caral
Client:	Clayton Group Services	Prep:	EPA 5030B
Project#:	STANDARD	Analysis:	EPA 8260B
Field ID:	SB-11-W	Batch#:	110600
Lab ID:	185020-003	Sampled:	02/17/06
Matrix:	Water	Received:	02/17/06
Units:	ug/L	Analyzed:	02/21/06
Diln Fac:	1.000		

Analyte	Result	RL
Dibromochloromethane	ND	0.5
1,2-Dibromoethane	ND	0.5
Chlorobenzene	ND	0.5
1,1,1,2-Tetrachloroethane	ND	0.5
Ethylbenzene	ND	0.5
m,p-Xylenes	ND	0.5
o-Xylene	ND	0.5
Styrene	ND	0.5
Bromoform	ND	1.0
Isopropylbenzene	ND	0.5
1,1,2,2-Tetrachloroethane	ND	0.5
1,2,3-Trichloropropane	ND	0.5
Propylbenzene	ND	0.5
Bromobenzene	ND	0.5
1,3,5-Trimethylbenzene	ND	0.5
2-Chlorotoluene	ND	0.5
4-Chlorotoluene	ND	0.5
tert-Butylbenzene	ND	0.5
1,2,4-Trimethylbenzene	ND	0.5
sec-Butylbenzene	ND	0.5
para-Isopropyl Toluene	ND	0.5
1,3-Dichlorobenzene	ND	0.5
1,4-Dichlorobenzene	ND	0.5
n-Butylbenzene	ND	0.5
1,2-Dichlorobenzene	ND	0.5
1,2-Dibromo-3-Chloropropane	ND	2.0
1,2,4-Trichlorobenzene	ND	0.5
Hexachlorobutadiene	ND	0.5
Naphthalene	ND	2.0
1,2,3-Trichlorobenzene	ND	0.5

Surrogate	%REC	Limits
Dibromofluoromethane	101	80-121
1,2-Dichloroethane-d4	96	80-125
Toluene-d8	100	80-120
Bromofluorobenzene	99	80-124

ND= Not Detected

RL= Reporting Limit

Batch QC Report

Purgeable Organics by GC/MS			
Lab #:	185020	Location:	GE Caral
Client:	Clayton Group Services	Prep:	EPA 5030B
Project#:	STANDARD	Analysis:	EPA 8260B
Matrix:	Water	Batch#:	110600
Units:	ug/L	Analyzed:	02/21/06
Diln Fac:	1.000		

Type: BS Lab ID: QC328638

Analyte	Spiked	Result	%REC	Limits
1,1-Dichloroethene	25.00	26.26	105	74-124
Benzene	25.00	24.31	97	80-120
Trichloroethene	25.00	25.79	103	79-120
Toluene	25.00	26.07	104	80-120
Chlorobenzene	25.00	25.15	101	80-120

Surrogate	%REC	Limits
Dibromofluoromethane	93	80-121
1,2-Dichloroethane-d4	90	80-125
Toluene-d8	99	80-120
Bromofluorobenzene	95	80-124

Type: BSD Lab ID: QC328639

Analyte	Spiked	Result	%REC	Limits	RPD	Lim
1,1-Dichloroethene	25.00	25.23	101	74-124	4	20
Benzene	25.00	23.70	95	80-120	3	20
Trichloroethene	25.00	25.54	102	79-120	1	20
Toluene	25.00	25.21	101	80-120	3	20
Chlorobenzene	25.00	25.35	101	80-120	1	20

Surrogate	%REC	Limits
Dibromofluoromethane	94	80-121
1,2-Dichloroethane-d4	88	80-125
Toluene-d8	100	80-120
Bromofluorobenzene	94	80-124

RPD= Relative Percent Difference

Batch QC Report

Purgeable Organics by GC/MS			
Lab #:	185020	Location:	GE Caral
Client:	Clayton Group Services	Prep:	EPA 5030B
Project#:	STANDARD	Analysis:	EPA 8260B
Type:	BLANK	Diln Fac:	1.000
Lab ID:	QC328640	Batch#:	110600
Matrix:	Water	Analyzed:	02/21/06
Units:	ug/L		

Analyte	Result	RL
Freon 12	ND	1.0
Chloromethane	ND	1.0
Vinyl Chloride	ND	0.5
Bromomethane	ND	1.0
Chloroethane	ND	1.0
Trichlorofluoromethane	ND	1.0
Acetone	ND	10
Freon 113	ND	0.5
1,1-Dichloroethene	ND	0.5
Methylene Chloride	ND	10
Carbon Disulfide	ND	0.5
MTBE	ND	0.5
trans-1,2-Dichloroethene	ND	0.5
Vinyl Acetate	ND	10
1,1-Dichloroethane	ND	0.5
2-Butanone	ND	10
cis-1,2-Dichloroethene	ND	0.5
2,2-Dichloropropane	ND	0.5
Chloroform	ND	0.5
Bromochloromethane	ND	0.5
1,1,1-Trichloroethane	ND	0.5
1,1-Dichloropropene	ND	0.5
Carbon Tetrachloride	ND	0.5
1,2-Dichloroethane	ND	0.5
Benzene	ND	0.5
Trichloroethene	ND	0.5
1,2-Dichloropropane	ND	0.5
Bromodichloromethane	ND	0.5
Dibromomethane	ND	0.5
4-Methyl-2-Pentanone	ND	10
cis-1,3-Dichloropropene	ND	0.5
Toluene	ND	0.5
trans-1,3-Dichloropropene	ND	0.5
1,1,2-Trichloroethane	ND	0.5
2-Hexanone	ND	10
1,3-Dichloropropane	ND	0.5
Tetrachloroethene	ND	0.5

ND= Not Detected

RL= Reporting Limit

Batch QC Report

Purgeable Organics by GC/MS			
Lab #:	185020	Location:	GE Caral
Client:	Clayton Group Services	Prep:	EPA 5030B
Project#:	STANDARD	Analysis:	EPA 8260B
Type:	BLANK	Diln Fac:	1.000
Lab ID:	QC328640	Batch#:	110600
Matrix:	Water	Analyzed:	02/21/06
Units:	ug/L		

Analyte	Result	RL
Dibromochloromethane	ND	0.5
1,2-Dibromoethane	ND	0.5
Chlorobenzene	ND	0.5
1,1,1,2-Tetrachloroethane	ND	0.5
Ethylbenzene	ND	0.5
m,p-Xylenes	ND	0.5
o-Xylene	ND	0.5
Styrene	ND	0.5
Bromoform	ND	1.0
Isopropylbenzene	ND	0.5
1,1,2,2-Tetrachloroethane	ND	0.5
1,2,3-Trichloropropane	ND	0.5
Propylbenzene	ND	0.5
Bromobenzene	ND	0.5
1,3,5-Trimethylbenzene	ND	0.5
2-Chlorotoluene	ND	0.5
4-Chlorotoluene	ND	0.5
tert-Butylbenzene	ND	0.5
1,2,4-Trimethylbenzene	ND	0.5
sec-Butylbenzene	ND	0.5
para-Isopropyl Toluene	ND	0.5
1,3-Dichlorobenzene	ND	0.5
1,4-Dichlorobenzene	ND	0.5
n-Butylbenzene	ND	0.5
1,2-Dichlorobenzene	ND	0.5
1,2-Dibromo-3-Chloropropane	ND	2.0
1,2,4-Trichlorobenzene	ND	0.5
Hexachlorobutadiene	ND	0.5
Naphthalene	ND	2.0
1,2,3-Trichlorobenzene	ND	0.5

Surrogate	%REC	Limits
Dibromofluoromethane	98	80-121
1,2-Dichloroethane-d4	92	80-125
Toluene-d8	98	80-120
Bromofluorobenzene	98	80-124

ND= Not Detected

RL= Reporting Limit

Purgeable Organics by GC/MS

Lab #:	185020	Location:	GE Caral
Client:	Clayton Group Services	Prep:	EPA 5030B
Project#:	STANDARD	Analysis:	EPA 8260B
Field ID:	SB-12-30	Diln Fac:	0.9615
Lab ID:	185020-004	Batch#:	110658
Matrix:	Soil	Sampled:	02/17/06
Units:	ug/Kg	Received:	02/17/06
Basis:	as received	Analyzed:	02/22/06

Analyte	Result	RL
Freon 12	ND	9.6
Chloromethane	ND	9.6
Vinyl Chloride	ND	9.6
Bromomethane	ND	9.6
Chloroethane	ND	9.6
Trichlorofluoromethane	ND	4.8
Acetone	ND	19
Freon 113	ND	4.8
1,1-Dichloroethene	ND	4.8
Methylene Chloride	ND	19
Carbon Disulfide	ND	4.8
MTBE	ND	4.8
trans-1,2-Dichloroethene	ND	4.8
Vinyl Acetate	ND	48
1,1-Dichloroethane	ND	4.8
2-Butanone	ND	9.6
cis-1,2-Dichloroethene	ND	4.8
2,2-Dichloropropane	ND	4.8
Chloroform	ND	4.8
Bromochloromethane	ND	4.8
1,1,1-Trichloroethane	ND	4.8
1,1-Dichloropropene	ND	4.8
Carbon Tetrachloride	ND	4.8
1,2-Dichloroethane	ND	4.8
Benzene	ND	4.8
Trichloroethene	ND	4.8
1,2-Dichloropropane	ND	4.8
Bromodichloromethane	ND	4.8
Dibromomethane	ND	4.8
4-Methyl-2-Pentanone	ND	9.6
cis-1,3-Dichloropropene	ND	4.8
Toluene	ND	4.8
trans-1,3-Dichloropropene	ND	4.8
1,1,2-Trichloroethane	ND	4.8
2-Hexanone	ND	9.6
1,3-Dichloropropane	ND	4.8
Tetrachloroethene	ND	4.8

ND= Not Detected

RL= Reporting Limit

Purgeable Organics by GC/MS

Lab #:	185020	Location:	GE Caral
Client:	Clayton Group Services	Prep:	EPA 5030B
Project#:	STANDARD	Analysis:	EPA 8260B
Field ID:	SB-12-30	Diln Fac:	0.9615
Lab ID:	185020-004	Batch#:	110658
Matrix:	Soil	Sampled:	02/17/06
Units:	ug/Kg	Received:	02/17/06
Basis:	as received	Analyzed:	02/22/06

Analyte	Result	RL
Dibromochloromethane	ND	4.8
1,2-Dibromoethane	ND	4.8
Chlorobenzene	ND	4.8
1,1,1,2-Tetrachloroethane	ND	4.8
Ethylbenzene	ND	4.8
m,p-Xylenes	ND	4.8
o-Xylene	ND	4.8
Styrene	ND	4.8
Bromoform	ND	4.8
Isopropylbenzene	ND	4.8
1,1,2,2-Tetrachloroethane	ND	4.8
1,2,3-Trichloropropane	ND	4.8
Propylbenzene	ND	4.8
Bromobenzene	ND	4.8
1,3,5-Trimethylbenzene	ND	4.8
2-Chlorotoluene	ND	4.8
4-Chlorotoluene	ND	4.8
tert-Butylbenzene	ND	4.8
1,2,4-Trimethylbenzene	ND	4.8
sec-Butylbenzene	ND	4.8
para-Isopropyl Toluene	ND	4.8
1,3-Dichlorobenzene	ND	4.8
1,4-Dichlorobenzene	ND	4.8
n-Butylbenzene	ND	4.8
1,2-Dichlorobenzene	ND	4.8
1,2-Dibromo-3-Chloropropane	ND	4.8
1,2,4-Trichlorobenzene	ND	4.8
Hexachlorobutadiene	ND	4.8
Naphthalene	ND	4.8
1,2,3-Trichlorobenzene	ND	4.8

Surrogate	%REC	Limits
Dibromofluoromethane	90	80-120
1,2-Dichloroethane-d4	102	80-123
Toluene-d8	99	80-120
Bromofluorobenzene	102	80-124

ND= Not Detected

RL= Reporting Limit

Batch QC Report

Purgeable Organics by GC/MS			
Lab #:	185020	Location:	GE Caral
Client:	Clayton Group Services	Prep:	EPA 5030B
Project#:	STANDARD	Analysis:	EPA 8260B
Type:	LCS	Basis:	as received
Lab ID:	QC328851	Diln Fac:	1.000
Matrix:	Soil	Batch#:	110658
Units:	ug/Kg	Analyzed:	02/22/06

Analyte	Spiked	Result	%REC	Limits
1,1-Dichloroethene	50.00	46.77	94	78-127
Benzene	50.00	52.28	105	80-120
Trichloroethene	50.00	50.64	101	80-120
Toluene	50.00	52.26	105	80-120
Chlorobenzene	50.00	51.92	104	80-120

Surrogate	%REC	Limits
Dibromofluoromethane	86	80-120
1,2-Dichloroethane-d4	92	80-123
Toluene-d8	99	80-120
Bromofluorobenzene	98	80-124

Batch QC Report

Purgeable Organics by GC/MS			
Lab #:	185020	Location:	GE Caral
Client:	Clayton Group Services	Prep:	EPA 5030B
Project#:	STANDARD	Analysis:	EPA 8260B
Type:	BLANK	Basis:	as received
Lab ID:	QC328852	Diln Fac:	1.000
Matrix:	Soil	Batch#:	110658
Units:	ug/Kg	Analyzed:	02/22/06

Analyte	Result	RL
Freon 12	ND	10
Chloromethane	ND	10
Vinyl Chloride	ND	10
Bromomethane	ND	10
Chloroethane	ND	10
Trichlorofluoromethane	ND	5.0
Acetone	ND	20
Freon 113	ND	5.0
1,1-Dichloroethene	ND	5.0
Methylene Chloride	ND	20
Carbon Disulfide	ND	5.0
MTBE	ND	5.0
trans-1,2-Dichloroethene	ND	5.0
Vinyl Acetate	ND	50
1,1-Dichloroethane	ND	5.0
2-Butanone	ND	10
cis-1,2-Dichloroethene	ND	5.0
2,2-Dichloropropane	ND	5.0
Chloroform	ND	5.0
Bromochloromethane	ND	5.0
1,1,1-Trichloroethane	ND	5.0
1,1-Dichloropropene	ND	5.0
Carbon Tetrachloride	ND	5.0
1,2-Dichloroethane	ND	5.0
Benzene	ND	5.0
Trichloroethene	ND	5.0
1,2-Dichloropropane	ND	5.0
Bromodichloromethane	ND	5.0
Dibromomethane	ND	5.0
4-Methyl-2-Pentanone	ND	10
cis-1,3-Dichloropropene	ND	5.0
Toluene	ND	5.0
trans-1,3-Dichloropropene	ND	5.0
1,1,2-Trichloroethane	ND	5.0
2-Hexanone	ND	10
1,3-Dichloropropane	ND	5.0
Tetrachloroethene	ND	5.0

ND= Not Detected

RL= Reporting Limit

Batch QC Report

Purgeable Organics by GC/MS			
Lab #:	185020	Location:	GE Caral
Client:	Clayton Group Services	Prep:	EPA 5030B
Project#:	STANDARD	Analysis:	EPA 8260B
Type:	BLANK	Basis:	as received
Lab ID:	QC328852	Diln Fac:	1.000
Matrix:	Soil	Batch#:	110658
Units:	ug/Kg	Analyzed:	02/22/06

Analyte	Result	RL
Dibromochloromethane	ND	5.0
1,2-Dibromoethane	ND	5.0
Chlorobenzene	ND	5.0
1,1,1,2-Tetrachloroethane	ND	5.0
Ethylbenzene	ND	5.0
m,p-Xylenes	ND	5.0
o-Xylene	ND	5.0
Styrene	ND	5.0
Bromoform	ND	5.0
Isopropylbenzene	ND	5.0
1,1,2,2-Tetrachloroethane	ND	5.0
1,2,3-Trichloropropane	ND	5.0
Propylbenzene	ND	5.0
Bromobenzene	ND	5.0
1,3,5-Trimethylbenzene	ND	5.0
2-Chlorotoluene	ND	5.0
4-Chlorotoluene	ND	5.0
tert-Butylbenzene	ND	5.0
1,2,4-Trimethylbenzene	ND	5.0
sec-Butylbenzene	ND	5.0
para-Isopropyl Toluene	ND	5.0
1,3-Dichlorobenzene	ND	5.0
1,4-Dichlorobenzene	ND	5.0
n-Butylbenzene	ND	5.0
1,2-Dichlorobenzene	ND	5.0
1,2-Dibromo-3-Chloropropane	ND	5.0
1,2,4-Trichlorobenzene	ND	5.0
Hexachlorobutadiene	ND	5.0
Naphthalene	ND	5.0
1,2,3-Trichlorobenzene	ND	5.0

Surrogate	%REC	Limits
Dibromofluoromethane	90	80-120
1,2-Dichloroethane-d4	98	80-123
Toluene-d8	101	80-120
Bromofluorobenzene	98	80-124

ND= Not Detected

RL= Reporting Limit

Batch QC Report

Purgeable Organics by GC/MS			
Lab #:	185020	Location:	GE Caral
Client:	Clayton Group Services	Prep:	EPA 5030B
Project#:	STANDARD	Analysis:	EPA 8260B
Field ID:	SB-12-30	Diln Fac:	0.9615
MSS Lab ID:	185020-004	Batch#:	110658
Matrix:	Soil	Sampled:	02/17/06
Units:	ug/Kg	Received:	02/17/06
Basis:	as received	Analyzed:	02/23/06

Type: MS Lab ID: QC328914

Analyte	MSS Result	Spiked	Result	%REC	Limits
1,1-Dichloroethene	<0.6172	48.08	38.00	79	66-125
Benzene	<0.3350	48.08	39.50	82	67-120
Trichloroethene	<1.067	48.08	41.33	86	63-124
Toluene	<0.3534	48.08	38.50	80	63-120
Chlorobenzene	<0.3502	48.08	39.83	83	59-120

Surrogate	%REC	Limits
Dibromofluoromethane	94	80-120
1,2-Dichloroethane-d4	102	80-123
Toluene-d8	98	80-120
Bromofluorobenzene	101	80-124

Type: MSD Lab ID: QC328915

Analyte	Spiked	Result	%REC	Limits	RPD	Lim
1,1-Dichloroethene	48.08	37.62	78	66-125	1	20
Benzene	48.08	39.53	82	67-120	0	20
Trichloroethene	48.08	41.50	86	63-124	0	20
Toluene	48.08	39.52	82	63-120	3	20
Chlorobenzene	48.08	40.44	84	59-120	2	20

Surrogate	%REC	Limits
Dibromofluoromethane	91	80-120
1,2-Dichloroethane-d4	100	80-123
Toluene-d8	97	80-120
Bromofluorobenzene	102	80-124

RPD= Relative Percent Difference

Semivolatile Organics by GC/MS

Lab #:	185020	Location:	GE Caral
Client:	Clayton Group Services	Prep:	EPA 3520C
Project#:	STANDARD	Analysis:	EPA 8270C
Matrix:	Water	Sampled:	02/17/06
Units:	ug/L	Received:	02/17/06
Diln Fac:	1.000	Prepared:	02/21/06
Batch#:	110622		

Field ID:	SB-9-W	Lab ID:	185020-001
Type:	SAMPLE	Analyzed:	02/27/06

Analyte	Result	RL
Pentachlorophenol	ND	19

Surrogate	%REC	Limits
2-Fluorophenol	81	41-120
Phenol-d5	80	40-120
2,4,6-Tribromophenol	80	39-120
Nitrobenzene-d5	77	48-120
2-Fluorobiphenyl	77	46-120
Terphenyl-d14	42	22-120

Field ID:	SB-10-W	Lab ID:	185020-002
Type:	SAMPLE	Analyzed:	02/27/06

Analyte	Result	RL
Pentachlorophenol	ND	19

Surrogate	%REC	Limits
2-Fluorophenol	88	41-120
Phenol-d5	86	40-120
2,4,6-Tribromophenol	79	39-120
Nitrobenzene-d5	83	48-120
2-Fluorobiphenyl	86	46-120
Terphenyl-d14	39	22-120

ND= Not Detected
 RL= Reporting Limit

Semivolatile Organics by GC/MS

Lab #:	185020	Location:	GE Caral
Client:	Clayton Group Services	Prep:	EPA 3520C
Project#:	STANDARD	Analysis:	EPA 8270C
Matrix:	Water	Sampled:	02/17/06
Units:	ug/L	Received:	02/17/06
Diln Fac:	1.000	Prepared:	02/21/06
Batch#:	110622		

Field ID:	SB-11-W	Lab ID:	185020-003
Type:	SAMPLE	Analyzed:	02/27/06

Analyte	Result	RL
Pentachlorophenol	ND	20

Surrogate	%REC	Limits
2-Fluorophenol	66	41-120
Phenol-d5	67	40-120
2,4,6-Tribromophenol	70	39-120
Nitrobenzene-d5	63	48-120
2-Fluorobiphenyl	70	46-120
Terphenyl-d14	30	22-120

Type:	BLANK	Analyzed:	02/24/06
Lab ID:	QC328721		

Analyte	Result	RL
Pentachlorophenol	ND	20

Surrogate	%REC	Limits
2-Fluorophenol	82	41-120
Phenol-d5	77	40-120
2,4,6-Tribromophenol	70	39-120
Nitrobenzene-d5	73	48-120
2-Fluorobiphenyl	74	46-120
Terphenyl-d14	71	22-120

ND= Not Detected
 RL= Reporting Limit

Batch QC Report

Semivolatile Organics by GC/MS			
Lab #:	185020	Location:	GE Caral
Client:	Clayton Group Services	Prep:	EPA 3520C
Project#:	STANDARD	Analysis:	EPA 8270C
Matrix:	Water	Batch#:	110622
Units:	ug/L	Prepared:	02/21/06
Diln Fac:	1.000	Analyzed:	02/24/06

Type: BS Lab ID: QC328722

Analyte	Spiked	Result	%REC	Limits
Pentachlorophenol	100.0	89.14	89	33-120

Surrogate	%REC	Limits
2-Fluorophenol	101	41-120
Phenol-d5	92	40-120
2,4,6-Tribromophenol	86	39-120
Nitrobenzene-d5	81	48-120
2-Fluorobiphenyl	92	46-120
Terphenyl-d14	81	22-120

Type: BSD Lab ID: QC328723

Analyte	Spiked	Result	%REC	Limits	RPD	Lim
Pentachlorophenol	100.0	84.69	85	33-120	5	27

Surrogate	%REC	Limits
2-Fluorophenol	95	41-120
Phenol-d5	85	40-120
2,4,6-Tribromophenol	82	39-120
Nitrobenzene-d5	82	48-120
2-Fluorobiphenyl	85	46-120
Terphenyl-d14	74	22-120

RPD= Relative Percent Difference

Semivolatile Organics by GC/MS

Lab #:	185020	Location:	GE Caral
Client:	Clayton Group Services	Prep:	EPA 3550B
Project#:	STANDARD	Analysis:	EPA 8270C
Field ID:	SB-12-30	Batch#:	110707
Matrix:	Soil	Sampled:	02/17/06
Units:	ug/Kg	Received:	02/17/06
Basis:	as received	Prepared:	02/23/06
Diln Fac:	1.000		

Type: SAMPLE Analyzed: 02/24/06
 Lab ID: 185020-004

Analyte	Result	RL
Pentachlorophenol	ND	660

Surrogate	%REC	Limits
2-Fluorophenol	108	29-120
Phenol-d5	97	26-120
2,4,6-Tribromophenol	84	27-120
Nitrobenzene-d5	88	38-120
2-Fluorobiphenyl	97	41-120
Terphenyl-d14	96	32-120

Type: BLANK Analyzed: 02/23/06
 Lab ID: QC329052

Analyte	Result	RL
Pentachlorophenol	ND	670

Surrogate	%REC	Limits
2-Fluorophenol	91	29-120
Phenol-d5	84	26-120
2,4,6-Tribromophenol	57	27-120
Nitrobenzene-d5	74	38-120
2-Fluorobiphenyl	80	41-120
Terphenyl-d14	77	32-120

ND= Not Detected
 RL= Reporting Limit

Batch QC Report

Semivolatile Organics by GC/MS			
Lab #:	185020	Location:	GE Caral
Client:	Clayton Group Services	Prep:	EPA 3550B
Project#:	STANDARD	Analysis:	EPA 8270C
Type:	LCS	Diln Fac:	1.000
Lab ID:	QC329053	Batch#:	110707
Matrix:	Soil	Prepared:	02/23/06
Units:	ug/Kg	Analyzed:	02/23/06
Basis:	as received		

Analyte	Spiked	Result	%REC	Limits
Pentachlorophenol	3,374	2,281	68	25-120

Surrogate	%REC	Limits
2-Fluorophenol	97	29-120
Phenol-d5	88	26-120
2,4,6-Tribromophenol	87	27-120
Nitrobenzene-d5	82	38-120
2-Fluorobiphenyl	90	41-120
Terphenyl-d14	81	32-120

Polychlorinated Biphenyls (PCBs)

Lab #:	185020	Location:	GE Caral
Client:	Clayton Group Services	Analysis:	EPA 8082
Project#:	STANDARD		
Matrix:	Soil	Diln Fac:	1.000
Units:	ug/Kg	Sampled:	02/17/06
Basis:	as received	Received:	02/17/06

Field ID:	SB-13-3	Prepared:	02/20/06
Type:	SAMPLE	Analyzed:	02/22/06
Lab ID:	185020-005	Prep:	EPA 3545
Batch#:	110586	Cleanup Method:	EPA 3665A

Analyte	Result	RL
Aroclor-1016	ND	9.5
Aroclor-1221	ND	19
Aroclor-1232	ND	9.5
Aroclor-1242	ND	9.5
Aroclor-1248	ND	9.5
Aroclor-1254	ND	9.5
Aroclor-1260	ND	9.5

Surrogate	%REC	Limits
TCMX	103	62-142
Decachlorobiphenyl	102	53-153

Field ID:	SB-13-6	Prepared:	02/20/06
Type:	SAMPLE	Analyzed:	02/22/06
Lab ID:	185020-006	Prep:	EPA 3545
Batch#:	110586	Cleanup Method:	EPA 3665A

Analyte	Result	RL
Aroclor-1016	ND	9.6
Aroclor-1221	ND	19
Aroclor-1232	ND	9.6
Aroclor-1242	ND	9.6
Aroclor-1248	ND	9.6
Aroclor-1254	ND	9.6
Aroclor-1260	ND	9.6

Surrogate	%REC	Limits
TCMX	111	62-142
Decachlorobiphenyl	103	53-153

ND= Not Detected
 RL= Reporting Limit

Polychlorinated Biphenyls (PCBs)

Lab #:	185020	Location:	GE Caral
Client:	Clayton Group Services	Analysis:	EPA 8082
Project#:	STANDARD		
Matrix:	Soil	Diln Fac:	1.000
Units:	ug/Kg	Sampled:	02/17/06
Basis:	as received	Received:	02/17/06

Field ID: SB-14-3	Prepared: 02/20/06
Type: SAMPLE	Analyzed: 02/22/06
Lab ID: 185020-007	Prep: EPA 3545
Batch#: 110586	Cleanup Method: EPA 3665A

Analyte	Result	RL
Aroclor-1016	ND	9.7
Aroclor-1221	ND	19
Aroclor-1232	ND	9.7
Aroclor-1242	ND	9.7
Aroclor-1248	ND	9.7
Aroclor-1254	ND	9.7
Aroclor-1260	ND	9.7

Surrogate	%REC	Limits
TCMX	105	62-142
Decachlorobiphenyl	95	53-153

Field ID: SB-14-6	Prepared: 02/20/06
Type: SAMPLE	Analyzed: 02/22/06
Lab ID: 185020-008	Prep: EPA 3545
Batch#: 110586	Cleanup Method: EPA 3665A

Analyte	Result	RL
Aroclor-1016	ND	9.6
Aroclor-1221	ND	19
Aroclor-1232	ND	9.6
Aroclor-1242	ND	9.6
Aroclor-1248	ND	9.6
Aroclor-1254	ND	9.6
Aroclor-1260	ND	9.6

Surrogate	%REC	Limits
TCMX	103	62-142
Decachlorobiphenyl	82	53-153

ND= Not Detected
 RL= Reporting Limit

Polychlorinated Biphenyls (PCBs)

Lab #:	185020	Location:	GE Caral
Client:	Clayton Group Services	Analysis:	EPA 8082
Project#:	STANDARD		
Matrix:	Soil	Diln Fac:	1.000
Units:	ug/Kg	Sampled:	02/17/06
Basis:	as received	Received:	02/17/06

Field ID:	SB-15-3	Prepared:	02/20/06
Type:	SAMPLE	Analyzed:	02/22/06
Lab ID:	185020-009	Prep:	EPA 3545
Batch#:	110586	Cleanup Method:	EPA 3665A

Analyte	Result	RL
Aroclor-1016	ND	9.6
Aroclor-1221	ND	19
Aroclor-1232	ND	9.6
Aroclor-1242	ND	9.6
Aroclor-1248	ND	9.6
Aroclor-1254	ND	9.6
Aroclor-1260	ND	9.6

Surrogate	%REC	Limits
TCMX	95	62-142
Decachlorobiphenyl	98	53-153

Field ID:	SB-15-6	Prepared:	02/24/06
Type:	SAMPLE	Analyzed:	02/26/06
Lab ID:	185020-010	Prep:	EPA 3550B
Batch#:	110722	Cleanup Method:	EPA 3665A

Analyte	Result	RL
Aroclor-1016	ND	12
Aroclor-1221	ND	24
Aroclor-1232	ND	12
Aroclor-1242	ND	12
Aroclor-1248	ND	12
Aroclor-1254	ND	12
Aroclor-1260	ND	12

Surrogate	%REC	Limits
TCMX	107	62-142
Decachlorobiphenyl	104	53-153

ND= Not Detected
 RL= Reporting Limit

Polychlorinated Biphenyls (PCBs)

Lab #:	185020	Location:	GE Caral
Client:	Clayton Group Services	Analysis:	EPA 8082
Project#:	STANDARD		
Matrix:	Soil	Diln Fac:	1.000
Units:	ug/Kg	Sampled:	02/17/06
Basis:	as received	Received:	02/17/06

Field ID:	SB-16-3	Prepared:	02/20/06
Type:	SAMPLE	Analyzed:	02/22/06
Lab ID:	185020-011	Prep:	EPA 3545
Batch#:	110586	Cleanup Method:	EPA 3665A

Analyte	Result	RL
Aroclor-1016	ND	9.5
Aroclor-1221	ND	19
Aroclor-1232	ND	9.5
Aroclor-1242	ND	9.5
Aroclor-1248	ND	9.5
Aroclor-1254	ND	9.5
Aroclor-1260	ND	9.5

Surrogate	%REC	Limits
TCMX	101	62-142
Decachlorobiphenyl	102	53-153

Field ID:	SB-16-6	Prepared:	02/20/06
Type:	SAMPLE	Analyzed:	02/22/06
Lab ID:	185020-012	Prep:	EPA 3545
Batch#:	110586	Cleanup Method:	EPA 3665A

Analyte	Result	RL
Aroclor-1016	ND	9.6
Aroclor-1221	ND	19
Aroclor-1232	ND	9.6
Aroclor-1242	ND	9.6
Aroclor-1248	ND	9.6
Aroclor-1254	ND	9.6
Aroclor-1260	ND	9.6

Surrogate	%REC	Limits
TCMX	99	62-142
Decachlorobiphenyl	98	53-153

ND= Not Detected
 RL= Reporting Limit

Polychlorinated Biphenyls (PCBs)

Lab #:	185020	Location:	GE Caral
Client:	Clayton Group Services	Analysis:	EPA 8082
Project#:	STANDARD		
Matrix:	Soil	Diln Fac:	1.000
Units:	ug/Kg	Sampled:	02/17/06
Basis:	as received	Received:	02/17/06

Field ID: SB-17-3	Prepared: 02/20/06
Type: SAMPLE	Analyzed: 02/24/06
Lab ID: 185020-013	Prep: EPA 3545
Batch#: 110586	Cleanup Method: EPA 3665A

Analyte	Result	RL
Aroclor-1016	ND	9.5
Aroclor-1221	ND	19
Aroclor-1232	ND	9.5
Aroclor-1242	ND	9.5
Aroclor-1248	ND	9.5
Aroclor-1254	ND	9.5
Aroclor-1260	ND	9.5

Surrogate	%REC	Limits
TCMX	98	62-142
Decachlorobiphenyl	99	53-153

Field ID: SB-17-6	Prepared: 02/20/06
Type: SAMPLE	Analyzed: 02/24/06
Lab ID: 185020-014	Prep: EPA 3545
Batch#: 110586	Cleanup Method: EPA 3665A

Analyte	Result	RL
Aroclor-1016	ND	9.6
Aroclor-1221	ND	19
Aroclor-1232	ND	9.6
Aroclor-1242	ND	9.6
Aroclor-1248	ND	9.6
Aroclor-1254	ND	9.6
Aroclor-1260	ND	9.6

Surrogate	%REC	Limits
TCMX	110	62-142
Decachlorobiphenyl	114	53-153

ND= Not Detected
 RL= Reporting Limit

Polychlorinated Biphenyls (PCBs)

Lab #:	185020	Location:	GE Caral
Client:	Clayton Group Services	Analysis:	EPA 8082
Project#:	STANDARD		
Matrix:	Soil	Diln Fac:	1.000
Units:	ug/Kg	Sampled:	02/17/06
Basis:	as received	Received:	02/17/06

Type:	BLANK	Analyzed:	02/21/06
Lab ID:	QC328573	Prep:	EPA 3545
Batch#:	110586	Cleanup Method:	EPA 3665A
Prepared:	02/20/06		

Analyte	Result	RL
Aroclor-1016	ND	9.6
Aroclor-1221	ND	19
Aroclor-1232	ND	9.6
Aroclor-1242	ND	9.6
Aroclor-1248	ND	9.6
Aroclor-1254	ND	9.6
Aroclor-1260	ND	9.6

Surrogate	%REC	Limits
TCMX	87	62-142
Decachlorobiphenyl	89	53-153

Type:	BLANK	Analyzed:	02/25/06
Lab ID:	QC329111	Prep:	EPA 3550B
Batch#:	110722	Cleanup Method:	EPA 3665A
Prepared:	02/24/06		

Analyte	Result	RL
Aroclor-1016	ND	12
Aroclor-1221	ND	24
Aroclor-1232	ND	12
Aroclor-1242	ND	12
Aroclor-1248	ND	12
Aroclor-1254	ND	12
Aroclor-1260	ND	12

Surrogate	%REC	Limits
TCMX	91	62-142
Decachlorobiphenyl	87	53-153

ND= Not Detected
 RL= Reporting Limit

Batch QC Report

Polychlorinated Biphenyls (PCBs)			
Lab #:	185020	Location:	GE Caral
Client:	Clayton Group Services	Prep:	EPA 3545
Project#:	STANDARD	Analysis:	EPA 8082
Type:	LCS	Diln Fac:	1.000
Lab ID:	QC328574	Batch#:	110586
Matrix:	Soil	Prepared:	02/20/06
Units:	ug/Kg	Analyzed:	02/21/06
Basis:	as received		

Cleanup Method: EPA 3665A

Analyte	Spiked	Result	%REC	Limits
Aroclor-1221	333.3	302.0	91	60-140

Surrogate	%REC	Limits
TCMX	101	62-142
Decachlorobiphenyl	99	53-153

Batch QC Report

Polychlorinated Biphenyls (PCBs)			
Lab #:	185020	Location:	GE Caral
Client:	Clayton Group Services	Prep:	EPA 3550B
Project#:	STANDARD	Analysis:	EPA 8082
Type:	LCS	Diln Fac:	1.000
Lab ID:	QC329112	Batch#:	110722
Matrix:	Soil	Prepared:	02/24/06
Units:	ug/Kg	Analyzed:	02/25/06
Basis:	as received		

Cleanup Method: EPA 3665A

Analyte	Spiked	Result	%REC	Limits
Aroclor-1221	337.8	352.0	104	60-140

Surrogate	%REC	Limits
TCMX	91	62-142
Decachlorobiphenyl	82	53-153

Batch QC Report

Polychlorinated Biphenyls (PCBs)			
Lab #:	185020	Location:	GE Caral
Client:	Clayton Group Services	Prep:	EPA 3550B
Project#:	STANDARD	Analysis:	EPA 8082
Field ID:	ZZZZZZZZZZ	Batch#:	110722
MSS Lab ID:	184955-013	Sampled:	02/14/06
Matrix:	Soil	Received:	02/15/06
Units:	ug/Kg	Prepared:	02/24/06
Basis:	as received	Analyzed:	02/25/06
Diln Fac:	1.000		

Type: MS
 Lab ID: QC329113

Cleanup Method: EPA 3665A

Analyte	MSS Result	Spiked	Result	%REC	Limits
Aroclor-1221	<13.29	332.4	480.4	145	45-170

Surrogate	%REC	Limits
TCMX	107	62-142
Decachlorobiphenyl	112	53-153

Type: MSD
 Lab ID: QC329114

Cleanup Method: EPA 3665A

Analyte	Spiked	Result	%REC	Limits	RPD	Lim
Aroclor-1221	335.1	481.1	144	45-170	1	30

Surrogate	%REC	Limits
TCMX	109	62-142
Decachlorobiphenyl	118	53-153

RPD= Relative Percent Difference

California Title 26 Metals

Lab #:	185020	Project#:	STANDARD
Client:	Clayton Group Services	Location:	GE Caral
Field ID:	SB-12-30	Diln Fac:	1.000
Lab ID:	185020-004	Sampled:	02/17/06
Matrix:	Soil	Received:	02/17/06
Units:	mg/Kg	Prepared:	02/23/06
Basis:	as received	Analyzed:	02/23/06

Analyte	Result	RL	Batch#	Prep	Analysis
Antimony	ND	1.8	110681 EPA	3050B	EPA 6010B
Arsenic	1.9	0.15	110681 EPA	3050B	EPA 6010B
Barium	46	0.30	110681 EPA	3050B	EPA 6010B
Beryllium	1.0	0.061	110681 EPA	3050B	EPA 6010B
Cadmium	0.19	0.15	110681 EPA	3050B	EPA 6010B
Chromium	78	0.30	110681 EPA	3050B	EPA 6010B
Cobalt	4.2	0.61	110681 EPA	3050B	EPA 6010B
Copper	11	0.30	110681 EPA	3050B	EPA 6010B
Lead	9.5	0.091	110681 EPA	3050B	EPA 6010B
Mercury	0.096	0.018	110708	METHOD	EPA 7471A
Molybdenum	0.93	0.61	110681 EPA	3050B	EPA 6010B
Nickel	11	0.61	110681 EPA	3050B	EPA 6010B
Selenium	ND	0.15	110681 EPA	3050B	EPA 6010B
Silver	ND	0.15	110681 EPA	3050B	EPA 6010B
Thallium	ND	0.15	110681 EPA	3050B	EPA 6010B
Vanadium	22	0.30	110681 EPA	3050B	EPA 6010B
Zinc	34	0.61	110681 EPA	3050B	EPA 6010B

ND= Not Detected
 RL= Reporting Limit

California Title 26 Metals

Lab #:	185020	Project#:	STANDARD
Client:	Clayton Group Services	Location:	GE Caral
Field ID:	SB-13-3	Diln Fac:	1.000
Lab ID:	185020-005	Sampled:	02/17/06
Matrix:	Soil	Received:	02/17/06
Units:	mg/Kg	Analyzed:	02/21/06
Basis:	as received		

Analyte	Result	RL	Batch#	Prepared	Prep	Analysis
Antimony	ND	2.8	110591	02/20/06	EPA 3050B	EPA 6010B
Arsenic	2.2	0.23	110591	02/20/06	EPA 3050B	EPA 6010B
Barium	56	0.46	110591	02/20/06	EPA 3050B	EPA 6010B
Beryllium	0.38	0.092	110591	02/20/06	EPA 3050B	EPA 6010B
Cadmium	ND	0.23	110591	02/20/06	EPA 3050B	EPA 6010B
Chromium	12	0.46	110591	02/20/06	EPA 3050B	EPA 6010B
Cobalt	2.9	0.92	110591	02/20/06	EPA 3050B	EPA 6010B
Copper	4.1	0.46	110591	02/20/06	EPA 3050B	EPA 6010B
Lead	4.0	0.14	110591	02/20/06	EPA 3050B	EPA 6010B
Mercury	0.018	0.018	110627	02/21/06	METHOD	EPA 7471A
Molybdenum	ND	0.92	110591	02/20/06	EPA 3050B	EPA 6010B
Nickel	5.7	0.92	110591	02/20/06	EPA 3050B	EPA 6010B
Selenium	ND	0.23	110591	02/20/06	EPA 3050B	EPA 6010B
Silver	ND	0.23	110591	02/20/06	EPA 3050B	EPA 6010B
Thallium	ND	0.23	110591	02/20/06	EPA 3050B	EPA 6010B
Vanadium	20	0.46	110591	02/20/06	EPA 3050B	EPA 6010B
Zinc	7.4	0.92	110591	02/20/06	EPA 3050B	EPA 6010B

ND= Not Detected
 RL= Reporting Limit

California Title 26 Metals

Lab #:	185020	Project#:	STANDARD
Client:	Clayton Group Services	Location:	GE Caral
Field ID:	SB-13-6	Diln Fac:	1.000
Lab ID:	185020-006	Sampled:	02/17/06
Matrix:	Soil	Received:	02/17/06
Units:	mg/Kg	Analyzed:	02/21/06
Basis:	as received		

Analyte	Result	RL	Batch#	Prepared	Prep	Analysis
Antimony	ND	2.4	110591	02/20/06	EPA 3050B	EPA 6010B
Arsenic	2.1	0.20	110591	02/20/06	EPA 3050B	EPA 6010B
Barium	63	0.41	110591	02/20/06	EPA 3050B	EPA 6010B
Beryllium	0.50	0.081	110591	02/20/06	EPA 3050B	EPA 6010B
Cadmium	ND	0.20	110591	02/20/06	EPA 3050B	EPA 6010B
Chromium	14	0.41	110591	02/20/06	EPA 3050B	EPA 6010B
Cobalt	6.4	0.81	110591	02/20/06	EPA 3050B	EPA 6010B
Copper	3.5	0.41	110591	02/20/06	EPA 3050B	EPA 6010B
Lead	4.9	0.12	110591	02/20/06	EPA 3050B	EPA 6010B
Mercury	ND	0.019	110627	02/21/06	METHOD	EPA 7471A
Molybdenum	ND	0.81	110591	02/20/06	EPA 3050B	EPA 6010B
Nickel	12	0.81	110591	02/20/06	EPA 3050B	EPA 6010B
Selenium	ND	0.20	110591	02/20/06	EPA 3050B	EPA 6010B
Silver	ND	0.20	110591	02/20/06	EPA 3050B	EPA 6010B
Thallium	ND	0.20	110591	02/20/06	EPA 3050B	EPA 6010B
Vanadium	21	0.41	110591	02/20/06	EPA 3050B	EPA 6010B
Zinc	12	0.81	110591	02/20/06	EPA 3050B	EPA 6010B

ND= Not Detected
 RL= Reporting Limit

California Title 26 Metals

Lab #:	185020	Project#:	STANDARD
Client:	Clayton Group Services	Location:	GE Caral
Field ID:	SB-14-3	Diln Fac:	1.000
Lab ID:	185020-007	Sampled:	02/17/06
Matrix:	Soil	Received:	02/17/06
Units:	mg/Kg	Analyzed:	02/21/06
Basis:	as received		

Analyte	Result	RL	Batch#	Prepared	Prep	Analysis
Antimony	ND	2.1	110591	02/20/06	EPA 3050B	EPA 6010B
Arsenic	3.4	0.18	110591	02/20/06	EPA 3050B	EPA 6010B
Barium	100	0.35	110591	02/20/06	EPA 3050B	EPA 6010B
Beryllium	0.56	0.070	110591	02/20/06	EPA 3050B	EPA 6010B
Cadmium	ND	0.18	110591	02/20/06	EPA 3050B	EPA 6010B
Chromium	14	0.35	110591	02/20/06	EPA 3050B	EPA 6010B
Cobalt	11	0.70	110591	02/20/06	EPA 3050B	EPA 6010B
Copper	3.1	0.35	110591	02/20/06	EPA 3050B	EPA 6010B
Lead	5.4	0.11	110591	02/20/06	EPA 3050B	EPA 6010B
Mercury	0.067	0.014	110627	02/21/06	METHOD	EPA 7471A
Molybdenum	ND	0.70	110591	02/20/06	EPA 3050B	EPA 6010B
Nickel	8.9	0.70	110591	02/20/06	EPA 3050B	EPA 6010B
Selenium	ND	0.18	110591	02/20/06	EPA 3050B	EPA 6010B
Silver	ND	0.18	110591	02/20/06	EPA 3050B	EPA 6010B
Thallium	ND	0.18	110591	02/20/06	EPA 3050B	EPA 6010B
Vanadium	24	0.35	110591	02/20/06	EPA 3050B	EPA 6010B
Zinc	9.2	0.70	110591	02/20/06	EPA 3050B	EPA 6010B

ND= Not Detected
 RL= Reporting Limit

California Title 26 Metals

Lab #:	185020	Project#:	STANDARD
Client:	Clayton Group Services	Location:	GE Caral
Field ID:	SB-14-6	Diln Fac:	1.000
Lab ID:	185020-008	Sampled:	02/17/06
Matrix:	Soil	Received:	02/17/06
Units:	mg/Kg	Analyzed:	02/21/06
Basis:	as received		

Analyte	Result	RL	Batch#	Prepared	Prep	Analysis
Antimony	ND	2.6	110591	02/20/06	EPA 3050B	EPA 6010B
Arsenic	1.9	0.21	110591	02/20/06	EPA 3050B	EPA 6010B
Barium	68	0.43	110591	02/20/06	EPA 3050B	EPA 6010B
Beryllium	0.52	0.085	110591	02/20/06	EPA 3050B	EPA 6010B
Cadmium	ND	0.21	110591	02/20/06	EPA 3050B	EPA 6010B
Chromium	19	0.43	110591	02/20/06	EPA 3050B	EPA 6010B
Cobalt	3.4	0.85	110591	02/20/06	EPA 3050B	EPA 6010B
Copper	4.2	0.43	110591	02/20/06	EPA 3050B	EPA 6010B
Lead	4.8	0.13	110591	02/20/06	EPA 3050B	EPA 6010B
Mercury	0.030	0.017	110627	02/21/06	METHOD	EPA 7471A
Molybdenum	ND	0.85	110591	02/20/06	EPA 3050B	EPA 6010B
Nickel	13	0.85	110591	02/20/06	EPA 3050B	EPA 6010B
Selenium	ND	0.21	110591	02/20/06	EPA 3050B	EPA 6010B
Silver	ND	0.21	110591	02/20/06	EPA 3050B	EPA 6010B
Thallium	ND	0.21	110591	02/20/06	EPA 3050B	EPA 6010B
Vanadium	20	0.43	110591	02/20/06	EPA 3050B	EPA 6010B
Zinc	17	0.85	110591	02/20/06	EPA 3050B	EPA 6010B

ND= Not Detected
 RL= Reporting Limit

California Title 26 Metals

Lab #:	185020	Project#:	STANDARD
Client:	Clayton Group Services	Location:	GE Caral
Field ID:	SB-15-3	Diln Fac:	1.000
Lab ID:	185020-009	Sampled:	02/17/06
Matrix:	Soil	Received:	02/17/06
Units:	mg/Kg	Analyzed:	02/21/06
Basis:	as received		

Analyte	Result	RL	Batch#	Prepared	Prep	Analysis
Antimony	ND	1.7	110591	02/20/06	EPA 3050B	EPA 6010B
Arsenic	1.8	0.14	110591	02/20/06	EPA 3050B	EPA 6010B
Barium	77	0.29	110591	02/20/06	EPA 3050B	EPA 6010B
Beryllium	0.34	0.058	110591	02/20/06	EPA 3050B	EPA 6010B
Cadmium	ND	0.14	110591	02/20/06	EPA 3050B	EPA 6010B
Chromium	13	0.29	110591	02/20/06	EPA 3050B	EPA 6010B
Cobalt	2.4	0.58	110591	02/20/06	EPA 3050B	EPA 6010B
Copper	3.3	0.29	110591	02/20/06	EPA 3050B	EPA 6010B
Lead	3.8	0.087	110591	02/20/06	EPA 3050B	EPA 6010B
Mercury	0.13	0.016	110627	02/21/06	METHOD	EPA 7471A
Molybdenum	ND	0.58	110591	02/20/06	EPA 3050B	EPA 6010B
Nickel	5.7	0.58	110591	02/20/06	EPA 3050B	EPA 6010B
Selenium	ND	0.14	110591	02/20/06	EPA 3050B	EPA 6010B
Silver	ND	0.14	110591	02/20/06	EPA 3050B	EPA 6010B
Thallium	ND	0.14	110591	02/20/06	EPA 3050B	EPA 6010B
Vanadium	20	0.29	110591	02/20/06	EPA 3050B	EPA 6010B
Zinc	6.9	0.58	110591	02/20/06	EPA 3050B	EPA 6010B

ND= Not Detected
 RL= Reporting Limit

California Title 26 Metals

Lab #:	185020	Project#:	STANDARD
Client:	Clayton Group Services	Location:	GE Caral
Field ID:	SB-15-6	Diln Fac:	1.000
Lab ID:	185020-010	Sampled:	02/17/06
Matrix:	Soil	Received:	02/17/06
Units:	mg/Kg	Analyzed:	02/21/06
Basis:	as received		

Analyte	Result	RL	Batch#	Prepared	Prep	Analysis
Antimony	ND	2.7	110591	02/20/06	EPA 3050B	EPA 6010B
Arsenic	5.5	0.23	110591	02/20/06	EPA 3050B	EPA 6010B
Barium	230	0.45	110591	02/20/06	EPA 3050B	EPA 6010B
Beryllium	0.89	0.091	110591	02/20/06	EPA 3050B	EPA 6010B
Cadmium	ND	0.23	110591	02/20/06	EPA 3050B	EPA 6010B
Chromium	10	0.45	110591	02/20/06	EPA 3050B	EPA 6010B
Cobalt	6.1	0.91	110591	02/20/06	EPA 3050B	EPA 6010B
Copper	7.6	0.45	110591	02/20/06	EPA 3050B	EPA 6010B
Lead	62	0.14	110591	02/20/06	EPA 3050B	EPA 6010B
Mercury	ND	0.019	110627	02/21/06	METHOD	EPA 7471A
Molybdenum	ND	0.91	110591	02/20/06	EPA 3050B	EPA 6010B
Nickel	16	0.91	110591	02/20/06	EPA 3050B	EPA 6010B
Selenium	ND	0.23	110591	02/20/06	EPA 3050B	EPA 6010B
Silver	ND	0.23	110591	02/20/06	EPA 3050B	EPA 6010B
Thallium	ND	0.23	110591	02/20/06	EPA 3050B	EPA 6010B
Vanadium	32	0.45	110591	02/20/06	EPA 3050B	EPA 6010B
Zinc	44	0.91	110591	02/20/06	EPA 3050B	EPA 6010B

ND= Not Detected
 RL= Reporting Limit

California Title 26 Metals

Lab #:	185020	Project#:	STANDARD
Client:	Clayton Group Services	Location:	GE Caral
Field ID:	SB-16-3	Diln Fac:	1.000
Lab ID:	185020-011	Sampled:	02/17/06
Matrix:	Soil	Received:	02/17/06
Units:	mg/Kg	Analyzed:	02/21/06
Basis:	as received		

Analyte	Result	RL	Batch#	Prepared	Prep	Analysis
Antimony	ND	2.9	110591	02/20/06	EPA 3050B	EPA 6010B
Arsenic	1.4	0.24	110591	02/20/06	EPA 3050B	EPA 6010B
Barium	92	0.48	110591	02/20/06	EPA 3050B	EPA 6010B
Beryllium	0.30	0.096	110591	02/20/06	EPA 3050B	EPA 6010B
Cadmium	ND	0.24	110591	02/20/06	EPA 3050B	EPA 6010B
Chromium	14	0.48	110591	02/20/06	EPA 3050B	EPA 6010B
Cobalt	3.1	0.96	110591	02/20/06	EPA 3050B	EPA 6010B
Copper	3.2	0.48	110591	02/20/06	EPA 3050B	EPA 6010B
Lead	3.5	0.14	110591	02/20/06	EPA 3050B	EPA 6010B
Mercury	ND	0.015	110627	02/21/06	METHOD	EPA 7471A
Molybdenum	ND	0.96	110591	02/20/06	EPA 3050B	EPA 6010B
Nickel	6.7	0.96	110591	02/20/06	EPA 3050B	EPA 6010B
Selenium	ND	0.24	110591	02/20/06	EPA 3050B	EPA 6010B
Silver	ND	0.24	110591	02/20/06	EPA 3050B	EPA 6010B
Thallium	ND	0.24	110591	02/20/06	EPA 3050B	EPA 6010B
Vanadium	17	0.48	110591	02/20/06	EPA 3050B	EPA 6010B
Zinc	7.7	0.96	110591	02/20/06	EPA 3050B	EPA 6010B

ND= Not Detected
 RL= Reporting Limit

California Title 26 Metals

Lab #:	185020	Project#:	STANDARD
Client:	Clayton Group Services	Location:	GE Caral
Field ID:	SB-16-6	Diln Fac:	1.000
Lab ID:	185020-012	Sampled:	02/17/06
Matrix:	Soil	Received:	02/17/06
Units:	mg/Kg	Analyzed:	02/21/06
Basis:	as received		

Analyte	Result	RL	Batch#	Prepared	Prep	Analysis
Antimony	ND	2.3	110591	02/20/06	EPA 3050B	EPA 6010B
Arsenic	2.0	0.19	110591	02/20/06	EPA 3050B	EPA 6010B
Barium	54	0.38	110591	02/20/06	EPA 3050B	EPA 6010B
Beryllium	0.50	0.077	110591	02/20/06	EPA 3050B	EPA 6010B
Cadmium	ND	0.19	110591	02/20/06	EPA 3050B	EPA 6010B
Chromium	17	0.38	110591	02/20/06	EPA 3050B	EPA 6010B
Cobalt	4.8	0.77	110591	02/20/06	EPA 3050B	EPA 6010B
Copper	3.5	0.38	110591	02/20/06	EPA 3050B	EPA 6010B
Lead	4.0	0.12	110591	02/20/06	EPA 3050B	EPA 6010B
Mercury	ND	0.016	110627	02/21/06	METHOD	EPA 7471A
Molybdenum	ND	0.77	110591	02/20/06	EPA 3050B	EPA 6010B
Nickel	17	0.77	110591	02/20/06	EPA 3050B	EPA 6010B
Selenium	ND	0.19	110591	02/20/06	EPA 3050B	EPA 6010B
Silver	ND	0.19	110591	02/20/06	EPA 3050B	EPA 6010B
Thallium	ND	0.19	110591	02/20/06	EPA 3050B	EPA 6010B
Vanadium	22	0.38	110591	02/20/06	EPA 3050B	EPA 6010B
Zinc	14	0.77	110591	02/20/06	EPA 3050B	EPA 6010B

ND= Not Detected
 RL= Reporting Limit

California Title 26 Metals

Lab #:	185020	Project#:	STANDARD
Client:	Clayton Group Services	Location:	GE Caral
Field ID:	SB-17-3	Diln Fac:	1.000
Lab ID:	185020-013	Sampled:	02/17/06
Matrix:	Soil	Received:	02/17/06
Units:	mg/Kg	Analyzed:	02/21/06
Basis:	as received		

Analyte	Result	RL	Batch#	Prepared	Prep	Analysis
Antimony	ND	2.3	110591	02/20/06	EPA 3050B	EPA 6010B
Arsenic	2.0	0.19	110591	02/20/06	EPA 3050B	EPA 6010B
Barium	120	0.38	110591	02/20/06	EPA 3050B	EPA 6010B
Beryllium	0.42	0.076	110591	02/20/06	EPA 3050B	EPA 6010B
Cadmium	ND	0.19	110591	02/20/06	EPA 3050B	EPA 6010B
Chromium	12	0.38	110591	02/20/06	EPA 3050B	EPA 6010B
Cobalt	4.2	0.76	110591	02/20/06	EPA 3050B	EPA 6010B
Copper	7.4	0.38	110591	02/20/06	EPA 3050B	EPA 6010B
Lead	5.0	0.11	110591	02/20/06	EPA 3050B	EPA 6010B
Mercury	ND	0.014	110627	02/21/06	METHOD	EPA 7471A
Molybdenum	ND	0.76	110591	02/20/06	EPA 3050B	EPA 6010B
Nickel	8.8	0.76	110591	02/20/06	EPA 3050B	EPA 6010B
Selenium	ND	0.19	110591	02/20/06	EPA 3050B	EPA 6010B
Silver	ND	0.19	110591	02/20/06	EPA 3050B	EPA 6010B
Thallium	ND	0.19	110591	02/20/06	EPA 3050B	EPA 6010B
Vanadium	18	0.38	110591	02/20/06	EPA 3050B	EPA 6010B
Zinc	17	0.76	110591	02/20/06	EPA 3050B	EPA 6010B

ND= Not Detected
 RL= Reporting Limit

California Title 26 Metals

Lab #:	185020	Project#:	STANDARD
Client:	Clayton Group Services	Location:	GE Caral
Field ID:	SB-17-6	Diln Fac:	1.000
Lab ID:	185020-014	Sampled:	02/17/06
Matrix:	Soil	Received:	02/17/06
Units:	mg/Kg	Analyzed:	02/21/06
Basis:	as received		

Analyte	Result	RL	Batch#	Prepared	Prep	Analysis
Antimony	ND	2.6	110591	02/20/06	EPA 3050B	EPA 6010B
Arsenic	2.4	0.22	110591	02/20/06	EPA 3050B	EPA 6010B
Barium	51	0.44	110591	02/20/06	EPA 3050B	EPA 6010B
Beryllium	0.32	0.088	110591	02/20/06	EPA 3050B	EPA 6010B
Cadmium	ND	0.22	110591	02/20/06	EPA 3050B	EPA 6010B
Chromium	23	0.44	110591	02/20/06	EPA 3050B	EPA 6010B
Cobalt	2.1	0.88	110591	02/20/06	EPA 3050B	EPA 6010B
Copper	5.7	0.44	110591	02/20/06	EPA 3050B	EPA 6010B
Lead	4.3	0.13	110591	02/20/06	EPA 3050B	EPA 6010B
Mercury	0.021	0.014	110627	02/21/06	METHOD	EPA 7471A
Molybdenum	ND	0.88	110591	02/20/06	EPA 3050B	EPA 6010B
Nickel	17	0.88	110591	02/20/06	EPA 3050B	EPA 6010B
Selenium	ND	0.22	110591	02/20/06	EPA 3050B	EPA 6010B
Silver	ND	0.22	110591	02/20/06	EPA 3050B	EPA 6010B
Thallium	ND	0.22	110591	02/20/06	EPA 3050B	EPA 6010B
Vanadium	27	0.44	110591	02/20/06	EPA 3050B	EPA 6010B
Zinc	14	0.88	110591	02/20/06	EPA 3050B	EPA 6010B

ND= Not Detected
 RL= Reporting Limit

Batch QC Report

California Title 26 Metals			
Lab #:	185020	Location:	GE Caral
Client:	Clayton Group Services	Prep:	EPA 3050B
Project#:	STANDARD	Analysis:	EPA 6010B
Type:	BLANK	Diln Fac:	1.000
Lab ID:	QC328594	Batch#:	110591
Matrix:	Soil	Prepared:	02/20/06
Units:	mg/Kg	Analyzed:	02/21/06
Basis:	as received		

Analyte	Result	RL
Antimony	ND	3.0
Arsenic	ND	0.25
Barium	ND	0.50
Beryllium	ND	0.10
Cadmium	ND	0.25
Chromium	ND	0.50
Cobalt	ND	1.0
Copper	ND	0.50
Lead	ND	0.15
Molybdenum	ND	1.0
Nickel	ND	1.0
Selenium	ND	0.25
Silver	ND	0.25
Thallium	ND	0.25
Vanadium	ND	0.50
Zinc	ND	1.0

ND= Not Detected

RL= Reporting Limit

Batch QC Report

California Title 26 Metals			
Lab #:	185020	Location:	GE Caral
Client:	Clayton Group Services	Prep:	EPA 3050B
Project#:	STANDARD	Analysis:	EPA 6010B
Matrix:	Soil	Batch#:	110591
Units:	mg/Kg	Prepared:	02/20/06
Basis:	as received	Analyzed:	02/21/06
Diln Fac:	1.000		

Type: BS Lab ID: QC328595

Analyte	Spiked	Result	%REC	Limits
Antimony	100.0	98.77	99	80-120
Arsenic	50.00	50.19	100	80-120
Barium	100.0	102.0	102	80-120
Beryllium	2.500	2.614	105	80-120
Cadmium	10.00	10.31	103	80-120
Chromium	100.0	101.1	101	80-120
Cobalt	25.00	24.89	100	80-120
Copper	12.50	12.43	99	80-120
Lead	100.0	98.14	98	80-120
Molybdenum	20.00	20.35	102	80-120
Nickel	25.00	24.99	100	80-120
Selenium	50.00	50.29	101	80-120
Silver	10.00	9.091	91	80-120
Thallium	50.00	49.59	99	80-120
Vanadium	25.00	25.15	101	80-120
Zinc	25.00	25.13	101	80-120

Type: BSD Lab ID: QC328596

Analyte	Spiked	Result	%REC	Limits	RPD	Lim
Antimony	100.0	95.09	95	80-120	4	20
Arsenic	50.00	48.60	97	80-120	3	20
Barium	100.0	97.82	98	80-120	4	20
Beryllium	2.500	2.517	101	80-120	4	20
Cadmium	10.00	9.975	100	80-120	3	20
Chromium	100.0	97.32	97	80-120	4	20
Cobalt	25.00	23.90	96	80-120	4	20
Copper	12.50	11.94	96	80-120	4	20
Lead	100.0	94.84	95	80-120	3	20
Molybdenum	20.00	19.70	99	80-120	3	20
Nickel	25.00	24.18	97	80-120	3	20
Selenium	50.00	48.27	97	80-120	4	20
Silver	10.00	8.777	88	80-120	4	20
Thallium	50.00	48.12	96	80-120	3	20
Vanadium	25.00	24.24	97	80-120	4	20
Zinc	25.00	24.29	97	80-120	3	20

RPD= Relative Percent Difference

Batch QC Report

California Title 26 Metals			
Lab #:	185020	Location:	GE Caral
Client:	Clayton Group Services	Prep:	EPA 3050B
Project#:	STANDARD	Analysis:	EPA 6010B
Field ID:	ZZZZZZZZZZ	Batch#:	110591
MSS Lab ID:	184985-001	Sampled:	02/16/06
Matrix:	Soil	Received:	02/17/06
Units:	mg/Kg	Prepared:	02/20/06
Basis:	as received	Analyzed:	02/21/06
Diln Fac:	1.000		

Type: MS Lab ID: QC328597

Analyte	MSS Result	Spiked	Result	%REC	Limits
Antimony	<0.1085	74.63	14.51	19	9-120
Arsenic	3.447	37.31	32.75	79	73-120
Barium	182.9	74.63	255.4	97	54-137
Beryllium	0.4447	1.866	2.041	86	79-120
Cadmium	0.4811	7.463	6.436	80	72-120
Chromium	69.95	74.63	119.2	66	65-120
Cobalt	18.90	18.66	33.28	77	63-120
Copper	16.45	9.328	25.88	101	52-145
Lead	5.450	74.63	60.96	74	57-125
Molybdenum	0.6201	14.93	11.92	76	69-120
Nickel	72.00	18.66	84.48	67	47-135
Selenium	<0.07844	37.31	29.15	78	68-120
Silver	<0.04371	7.463	4.188	56 *	77-120
Thallium	<0.03082	37.31	27.16	73	68-120
Vanadium	81.11	18.66	96.17	81 NM	51-137
Zinc	54.19	18.66	66.16	64	43-141

Type: MSD Lab ID: QC328598

Analyte	Spiked	Result	%REC	Limits	RPD	Lim
Antimony	102.0	23.03	23	9-120	15	22
Arsenic	51.02	46.81	85	73-120	7	20
Barium	102.0	315.2	130	54-137	11	20
Beryllium	2.551	2.770	91	79-120	5	20
Cadmium	10.20	9.140	85	72-120	5	20
Chromium	102.0	157.4	86	65-120	10	20
Cobalt	25.51	41.31	88	63-120	5	20
Copper	12.76	29.97	106	52-145	2	20
Lead	102.0	86.12	79	57-125	5	20
Molybdenum	20.41	17.46	83	69-120	8	20
Nickel	25.51	94.97	90	47-135	4	20
Selenium	51.02	43.09	84	68-120	8	20
Silver	10.20	6.538	64 *	77-120	13	20
Thallium	51.02	39.78	78	68-120	7	20
Vanadium	25.51	106.1	98	51-137	3	20
Zinc	25.51	78.47	95	43-141	8	20

*= Value outside of QC limits; see narrative

NM= Not Meaningful: Sample concentration > 4X spike concentration

RPD= Relative Percent Difference

Batch QC Report

California Title 26 Metals			
Lab #:	185020	Location:	GE Caral
Client:	Clayton Group Services	Prep:	METHOD
Project#:	STANDARD	Analysis:	EPA 7471A
Analyte:	Mercury	Basis:	as received
Type:	BLANK	Diln Fac:	1.000
Lab ID:	QC328738	Batch#:	110627
Matrix:	Soil	Prepared:	02/21/06
Units:	mg/Kg	Analyzed:	02/21/06

Result	RL
ND	0.020

ND= Not Detected
 RL= Reporting Limit

Batch QC Report

California Title 26 Metals			
Lab #:	185020	Location:	GE Caral
Client:	Clayton Group Services	Prep:	METHOD
Project#:	STANDARD	Analysis:	EPA 7471A
Analyte:	Mercury	Diln Fac:	1.000
Matrix:	Soil	Batch#:	110627
Units:	mg/Kg	Prepared:	02/21/06
Basis:	as received	Analyzed:	02/21/06

Type	Lab ID	Spiked	Result	%REC	Limits	RPD	Lim
BS	QC328739	0.5000	0.5180	104	80-120		
BSD	QC328740	0.5000	0.5220	104	80-120	1	20

RPD= Relative Percent Difference

Batch QC Report

California Title 26 Metals			
Lab #:	185020	Location:	GE Caral
Client:	Clayton Group Services	Prep:	METHOD
Project#:	STANDARD	Analysis:	EPA 7471A
Analyte:	Mercury	Diln Fac:	2.000
Field ID:	ZZZZZZZZZZ	Batch#:	110627
MSS Lab ID:	184945-002	Sampled:	02/14/06
Matrix:	Soil	Received:	02/15/06
Units:	mg/Kg	Prepared:	02/21/06
Basis:	as received	Analyzed:	02/21/06

Type	Lab ID	MSS Result	Spiked	Result	%REC	Limits	RPD	Lim
MS	QC328741	0.9200	0.4808	1.400	100	56-148		
MSD	QC328742		0.5319	1.234	59	56-148	16	20

RPD= Relative Percent Difference

Batch QC Report

California Title 26 Metals			
Lab #:	185020	Location:	GE Caral
Client:	Clayton Group Services	Prep:	EPA 3050B
Project#:	STANDARD	Analysis:	EPA 6010B
Type:	BLANK	Diln Fac:	1.000
Lab ID:	QC328954	Batch#:	110681
Matrix:	Soil	Prepared:	02/23/06
Units:	mg/Kg	Analyzed:	02/23/06
Basis:	as received		

Analyte	Result	RL
Antimony	ND	3.0
Arsenic	ND	0.25
Barium	ND	0.50
Beryllium	ND	0.10
Cadmium	ND	0.25
Chromium	ND	0.50
Cobalt	ND	1.0
Copper	ND	0.50
Lead	ND	0.15
Molybdenum	ND	1.0
Nickel	ND	1.0
Selenium	ND	0.25
Silver	ND	0.25
Thallium	ND	0.25
Vanadium	ND	0.50
Zinc	ND	1.0

ND= Not Detected

RL= Reporting Limit

Batch QC Report

California Title 26 Metals			
Lab #:	185020	Location:	GE Caral
Client:	Clayton Group Services	Prep:	EPA 3050B
Project#:	STANDARD	Analysis:	EPA 6010B
Matrix:	Soil	Batch#:	110681
Units:	mg/Kg	Prepared:	02/23/06
Basis:	as received	Analyzed:	02/23/06
Diln Fac:	1.000		

Type: BS Lab ID: QC328955

Analyte	Spiked	Result	%REC	Limits
Antimony	100.0	98.50	99	80-120
Arsenic	50.00	49.90	100	80-120
Barium	100.0	94.00	94	80-120
Beryllium	2.500	2.630	105	80-120
Cadmium	10.00	9.600	96	80-120
Chromium	100.0	102.0	102	80-120
Cobalt	25.00	25.75	103	80-120
Copper	12.50	12.75	102	80-120
Lead	100.0	102.5	103	80-120
Molybdenum	20.00	20.80	104	80-120
Nickel	25.00	24.80	99	80-120
Selenium	50.00	49.50	99	80-120
Silver	10.00	9.900	99	80-120
Thallium	50.00	49.00	98	80-120
Vanadium	25.00	25.75	103	80-120
Zinc	25.00	23.80	95	80-120

Type: BSD Lab ID: QC328956

Analyte	Spiked	Result	%REC	Limits	RPD	Lim
Antimony	100.0	99.00	99	80-120	1	20
Arsenic	50.00	49.30	99	80-120	1	20
Barium	100.0	93.50	94	80-120	1	20
Beryllium	2.500	2.615	105	80-120	1	20
Cadmium	10.00	9.500	95	80-120	1	20
Chromium	100.0	101.0	101	80-120	1	20
Cobalt	25.00	25.55	102	80-120	1	20
Copper	12.50	12.75	102	80-120	0	20
Lead	100.0	102.0	102	80-120	0	20
Molybdenum	20.00	20.80	104	80-120	0	20
Nickel	25.00	24.50	98	80-120	1	20
Selenium	50.00	49.15	98	80-120	1	20
Silver	10.00	9.800	98	80-120	1	20
Thallium	50.00	48.25	97	80-120	2	20
Vanadium	25.00	25.55	102	80-120	1	20
Zinc	25.00	23.60	94	80-120	1	20

Batch QC Report

California Title 26 Metals			
Lab #:	185020	Location:	GE Caral
Client:	Clayton Group Services	Prep:	EPA 3050B
Project#:	STANDARD	Analysis:	EPA 6010B
Field ID:	ZZZZZZZZZZ	Batch#:	110681
MSS Lab ID:	185072-001	Sampled:	02/21/06
Matrix:	Soil	Received:	02/22/06
Units:	mg/Kg	Prepared:	02/23/06
Basis:	as received	Analyzed:	02/23/06
Diln Fac:	1.000		

Type: MS Lab ID: QC328957

Analyte	MSS Result	Spiked	Result	%REC	Limits
Antimony	39.60	84.03	56.72	20	9-120
Arsenic	7.919	42.02	44.96	88	73-120
Barium	553.7	84.03	609.2 >LR	66 NM	54-137
Beryllium	0.3456	2.101	2.105	84	79-120
Cadmium	44.97	8.403	38.40	-78 NM	72-120
Chromium	98.66	84.03	139.1	48 *	65-120
Cobalt	14.80	21.01	30.55	75	63-120
Copper	1,550	10.50	953.8 >LR	-5679 NM	52-145
Lead	1,829	84.03	1,819	-11 NM	57-125
Molybdenum	10.30	16.81	17.77	44 *	69-120
Nickel	97.99	21.01	157.6	284 NM	47-135
Selenium	1.896	42.02	36.39	82	68-120
Silver	10.64	8.403	15.04	52 *	77-120
Thallium	<0.1428	42.02	32.18	77	68-120
Vanadium	44.30	21.01	57.14	61	51-137
Zinc	4,027	21.01	1,492 >LR	-12068 NM	43-141

Type: MSD Lab ID: QC328958

Analyte	Spiked	Result	%REC	Limits	RPD	Lim
Antimony	96.15	84.13	46	9-120	30 *	22
Arsenic	48.08	58.65	106	73-120	15	20
Barium	96.15	629.8 >LR	79 NM	54-137	NC	20
Beryllium	2.404	2.514	90	79-120	6	20
Cadmium	9.615	46.25	13 NM	72-120	16	20
Chromium	96.15	152.9	56 *	65-120	3	20
Cobalt	24.04	36.15	89	63-120	9	20
Copper	12.02	4,216 >LR	22181 NM	52-145	NC	20
Lead	96.15	1,793	-37 NM	57-125	2	20
Molybdenum	19.23	19.62	48 *	69-120	1	20
Nickel	24.04	108.7	44 NM	47-135	39 *	20
Selenium	48.08	43.41	86	68-120	5	20
Silver	9.615	18.89	86	77-120	17	20
Thallium	48.08	38.85	81	68-120	5	20
Vanadium	24.04	63.94	82	51-137	7	20
Zinc	24.04	1,889 >LR	-8892 NM	43-141	NC	20

*= Value outside of QC limits; see narrative

NC= Not Calculated

NM= Not Meaningful: Sample concentration > 4X spike concentration

>LR= Response exceeds instrument's linear range

RPD= Relative Percent Difference

Batch QC Report

California Title 26 Metals			
Lab #:	185020	Location:	GE Caral
Client:	Clayton Group Services	Prep:	METHOD
Project#:	STANDARD	Analysis:	EPA 7471A
Analyte:	Mercury	Basis:	as received
Type:	BLANK	Diln Fac:	1.000
Lab ID:	QC329056	Batch#:	110708
Matrix:	Soil	Prepared:	02/23/06
Units:	mg/Kg	Analyzed:	02/23/06

Result	RL
ND	0.020

ND= Not Detected
 RL= Reporting Limit

Batch QC Report

California Title 26 Metals			
Lab #:	185020	Location:	GE Caral
Client:	Clayton Group Services	Prep:	METHOD
Project#:	STANDARD	Analysis:	EPA 7471A
Analyte:	Mercury	Diln Fac:	1.000
Matrix:	Soil	Batch#:	110708
Units:	mg/Kg	Prepared:	02/23/06
Basis:	as received	Analyzed:	02/23/06

Type	Lab ID	Spiked	Result	%REC	Limits	RPD	Lim
BS	QC329057	0.5000	0.4750	95	80-120		
BSD	QC329058	0.5000	0.5090	102	80-120	7	20

RPD= Relative Percent Difference

Batch QC Report

California Title 26 Metals			
Lab #:	185020	Location:	GE Caral
Client:	Clayton Group Services	Prep:	METHOD
Project#:	STANDARD	Analysis:	EPA 7471A
Analyte:	Mercury	Diln Fac:	1.000
Field ID:	ZZZZZZZZZZ	Batch#:	110708
MSS Lab ID:	184993-003	Sampled:	02/17/06
Matrix:	Soil	Received:	02/17/06
Units:	mg/Kg	Prepared:	02/23/06
Basis:	as received	Analyzed:	02/23/06

Type	Lab ID	MSS Result	Spiked	Result	%REC	Limits	RPD	Lim
MS	QC329059	0.2154	0.4717	0.6745	97	56-148		
MSD	QC329060		0.4464	0.5839	83	56-148	11	20

RPD= Relative Percent Difference



BUREAU VERITAS



CHAIN OF CUSTODY

185020

C+T

Lab: McCampbell Analytical

TAT: Standard (5 or 10 day)

Report results to:

Name: Mike Zimmerman
 Company: Clayton Group Services (A Bureau Veritas Company)
 Mailing Address: 6920 Koll Center Parkway, Ste. 216
 City, State, Zip: Pleasanton, California 94566
 Telephone No.: (925) 426-2600
 Fax No.: (925) 426-0106
 Email: mike.zimmerman@us.bureauveritas.com

Project Information

Project No.: 70-04583.03
 Name: GE Caral
 Location: Allbany, CA

Special instructions and/or specific regulatory requirements:

8015 - Silica Gel Cleanup

8270 - Pentachlorophenol ONLY
 HOLD SB-12-30

Analyses Requested

8260 (VOCs)	8270 (Pentachlorophenol ONLY)	CAM 17 Metals	8015 (TPHd.g.mo) w/Silica Gel Cle	8082 PCBs											
X	X		X												

Sample Condition/Comments

Preservative

Sample Identification	Date Sampled	Time Sampled	Matrix/Media	No. of Conts.	8260 (VOCs)	8270 (Pentachlorophenol ONLY)	CAM 17 Metals	8015 (TPHd.g.mo) w/Silica Gel Cle	8082 PCBs	Sample Condition/Comments	Preservative
-1 SB-9-W	2-17-06	1330	Water	9	X	X		X		} 8270 - Pentachlorophenol ONLY	ice
-2 SB-10-W		1130		9							ice
-3 SB-11-W		1500		9							ice
SB-12-30											
-4 SB-12-30	2-17-06	1515	SOIL	1						HOLD	ice
											ice
											ice
											ice
											ice

Collected by: Effandi
 Relinquished by: Effandi Date/Time 2/17/06
 Relinquished by: _____ Date/Time _____
 Method of Shipment: _____

Collector's Signature: [Signature]
 Received by: [Signature] Date/Time 2/17/06
 Received by: _____ Date/Time _____
 Sample Condition on Rcpt: _____

185020



BUREAU VERITAS



CHAIN OF CUSTODY

Page of

Lab: C+T
~~McCamden Analytical~~

TAT: Standard (5 or 10 day)

Report results to:

Name: Mike Zimmerman
 Company: Clayton Group Services (A Bureau Veritas Company)
 Mailing Address: 6920 Koll Center Parkway, Ste. 216
 City, State, Zip: Pleasanton, California 94566
 Telephone No.: (925) 426-2600
 Fax No.: (925) 426-0106
 Email: mike.zimmerman@us.bureauveritas.com

Project Information

Project No.: 70-04583.03
 Name: GE Caral
 Location: Allbany, CA

Special instructions and/or specific regulatory requirements:

8015 - Silica Gel Cleanup

Analyses Requested

Sample Identification	Date Sampled	Time Sampled	Matrix/Media	No. of Conts.	Analyses Requested					Sample Condition/Comments	Preservative	
					8260 (VOCs)	8270 (SVOCs)	CAM 17 Metals <u>6000/7000</u>	8015 (TPHd.g.mo) w/Silica Gel Cle	8082 PCBs			
-5 SB-13-3	2-17-06	1445	Soil	1			X	X				ice
-6 SB-13-6		1450										ice
-7 SB-14-3		1455										ice
-8 SB-14-6		1500										ice
-9 SB-15-3		1505										ice
-10 SB-15-6		1510										ice
-11 SB-16-3		1515										ice
-12 SB-16-6		1520										ice
-13 SB-17-3		1525										ice
-14 SB-17-6		1530										ice

925-580-5516

Collected by: Effandi
 Relinquished by: Effandi Date/Time: 7:15
 Relinquished by: _____ Date/Time: _____
 Method of Shipment: _____

Collector's Signature: [Signature]
 Received by: [Signature] Date/Time: 2/17/06
 Received by: [Signature] Date/Time: 2/17/06
 Sample Condition on Rcpt: _____

Patricia Flynn

From: <mike.zimmerman@us.bureauveritas.com>
To: <pat@ctberk.com>
Cc: <adnan.effandi@us.bureauveritas.com>
Sent: Tuesday, February 21, 2006 3:51 PM
Subject: Analyze Soil Sample that is On Hold

Pat, we submitted a soil sample and put it on hold on 2/17/06. It was from the GE Caral Albany site and was taken by Adnan Effandi.

Please analyze the held soil sample for the following parameters:

- TPH-multiscan (-diesel, motor oil, and gasoline) with sililca gel cleanup by EPA 8015M
- VOCs by EPA 8260 and
- pentachlorophenol only by EPA 8270

if we have adequate sample size, also analyze for CAM 17 metals by EPA 6000/7000

Michael J. Zimmerman, P.E., R.E.A.
Senior Project Manager
Clayton Group Services
A Bureau Veritas Company
6920 Koll Center Parkway, Suite 216
Pleasanton, CA 94566
Direct: 925.426.2681
Fax: 925.426.1057
mike.zimmerman@us.bureauveritas.com
www.us.bureauveritas.com

PLEASE NOTE: Effective immediately, my new email address is mike.zimmerman@us.bureauveritas.com. Please update your address book. Information about Clayton's acquisition by Bureau Veritas can be found at <http://www.claytongrp.com/media.html>.

Total Volatile Hydrocarbons			
Lab #:	187090	Location:	G.E. Caral
Client:	Clayton Group Services	Prep:	EPA 5030B
Project#:	STANDARD	Analysis:	EPA 8015B
Field ID:	SB-2-1.5	Batch#:	113854
Matrix:	Soil	Sampled:	05/26/06
Units:	mg/Kg	Received:	05/26/06
Basis:	as received	Analyzed:	05/26/06
Diln Fac:	1.000		

Type: SAMPLE Lab ID: 187090-001

Analyte	Result	RL
Gasoline C7-C12	ND	1.1

Surrogate	%REC	Limits
Trifluorotoluene (FID)	119	62-137
Bromofluorobenzene (FID)	113	60-148

Type: BLANK Lab ID: QC341686

Analyte	Result	RL
Gasoline C7-C12	ND	1.0

Surrogate	%REC	Limits
Trifluorotoluene (FID)	114	62-137
Bromofluorobenzene (FID)	104	60-148

ND= Not Detected
 RL= Reporting Limit

Batch QC Report

Total Volatile Hydrocarbons			
Lab #:	187090	Location:	G.E. Caral
Client:	Clayton Group Services	Prep:	EPA 5030B
Project#:	STANDARD	Analysis:	EPA 8015B
Type:	LCS	Basis:	as received
Lab ID:	QC341687	Diln Fac:	1.000
Matrix:	Soil	Batch#:	113854
Units:	mg/Kg	Analyzed:	05/26/06

Analyte	Spiked	Result	%REC	Limits
Gasoline C7-C12	5.000	4.342	87	80-120

Surrogate	%REC	Limits
Trifluorotoluene (FID)	121	62-137
Bromofluorobenzene (FID)	112	60-148

Batch QC Report

Total Volatile Hydrocarbons			
Lab #:	187090	Location:	G.E. Caral
Client:	Clayton Group Services	Prep:	EPA 5030B
Project#:	STANDARD	Analysis:	EPA 8015B
Field ID:	ZZZZZZZZZZ	Diln Fac:	1.000
MSS Lab ID:	187085-003	Batch#:	113854
Matrix:	Soil	Sampled:	05/26/06
Units:	mg/Kg	Received:	05/26/06
Basis:	as received	Analyzed:	05/27/06

Type: MS Lab ID: QC341795

Analyte	MSS Result	Spiked	Result	%REC	Limits
Gasoline C7-C12	0.07689	10.31	9.346	90	38-120

Surrogate	%REC	Limits
Trifluorotoluene (FID)	111	62-137
Bromofluorobenzene (FID)	112	60-148

Type: MSD Lab ID: QC341796

Analyte	Spiked	Result	%REC	Limits	RPD	Lim
Gasoline C7-C12	10.20	9.454	92	38-120	2	26

Surrogate	%REC	Limits
Trifluorotoluene (FID)	114	62-137
Bromofluorobenzene (FID)	110	60-148

RPD= Relative Percent Difference

Total Extractable Hydrocarbons			
Lab #:	187090	Location:	G.E. Caral
Client:	Clayton Group Services	Prep:	SHAKER TABLE
Project#:	STANDARD	Analysis:	EPA 8015B
Field ID:	SB-2-1.5	Batch#:	113975
Matrix:	Soil	Sampled:	05/26/06
Units:	mg/Kg	Received:	05/26/06
Basis:	as received	Prepared:	05/31/06

Type: SAMPLE Analyzed: 06/02/06
 Lab ID: 187090-001 Cleanup Method: EPA 3630C
 Diln Fac: 2.000

Analyte	Result	RL
Diesel C10-C24	220 H L Y	2.0
Motor Oil C24-C36	500 L	10

Surrogate	%REC	Limits
Hexacosane	95	48-130

Type: BLANK Analyzed: 06/01/06
 Lab ID: QC342181 Cleanup Method: EPA 3630C
 Diln Fac: 1.000

Analyte	Result	RL
Diesel C10-C24	ND	1.0
Motor Oil C24-C36	ND	5.0

Surrogate	%REC	Limits
Hexacosane	92	48-130

H= Heavier hydrocarbons contributed to the quantitation
 L= Lighter hydrocarbons contributed to the quantitation
 Y= Sample exhibits chromatographic pattern which does not resemble standard
 ND= Not Detected
 RL= Reporting Limit

Batch QC Report

Total Extractable Hydrocarbons			
Lab #:	187090	Location:	G.E. Caral
Client:	Clayton Group Services	Prep:	SHAKER TABLE
Project#:	STANDARD	Analysis:	EPA 8015B
Type:	LCS	Diln Fac:	1.000
Lab ID:	QC342182	Batch#:	113975
Matrix:	Soil	Prepared:	05/31/06
Units:	mg/Kg	Analyzed:	06/01/06
Basis:	as received		

Cleanup Method: EPA 3630C

Analyte	Spiked	Result	%REC	Limits
Diesel C10-C24	50.17	48.74	97	59-133

Surrogate	%REC	Limits
Hexacosane	107	48-130

Purgeable Organics by GC/MS

Lab #:	187090	Location:	G.E. Caral
Client:	Clayton Group Services	Prep:	EPA 5030B
Project#:	STANDARD	Analysis:	EPA 8260B
Field ID:	SB-2-1.5	Basis:	as received
Lab ID:	187090-001	Sampled:	05/26/06
Matrix:	Soil	Received:	05/26/06
Units:	ug/Kg		

Analyte	Result	RL	Diln Fac	Batch#	Analyzed
Freon 12	ND	9.1	0.9091	113855	05/26/06
Chloromethane	ND	9.1	0.9091	113855	05/26/06
Vinyl Chloride	ND	9.1	0.9091	113855	05/26/06
Bromomethane	ND	9.1	0.9091	113855	05/26/06
Chloroethane	ND	9.1	0.9091	113855	05/26/06
Trichlorofluoromethane	ND	4.5	0.9091	113855	05/26/06
Acetone	230	96	3.846	113919	05/30/06
Freon 113	ND	4.5	0.9091	113855	05/26/06
1,1-Dichloroethene	ND	4.5	0.9091	113855	05/26/06
Methylene Chloride	ND	18	0.9091	113855	05/26/06
Carbon Disulfide	ND	4.5	0.9091	113855	05/26/06
MTBE	ND	4.5	0.9091	113855	05/26/06
trans-1,2-Dichloroethene	ND	4.5	0.9091	113855	05/26/06
Vinyl Acetate	ND	45	0.9091	113855	05/26/06
1,1-Dichloroethane	ND	4.5	0.9091	113855	05/26/06
2-Butanone	25	9.1	0.9091	113855	05/26/06
cis-1,2-Dichloroethene	ND	4.5	0.9091	113855	05/26/06
2,2-Dichloropropane	ND	4.5	0.9091	113855	05/26/06
Chloroform	ND	4.5	0.9091	113855	05/26/06
Bromochloromethane	ND	4.5	0.9091	113855	05/26/06
1,1,1-Trichloroethane	ND	4.5	0.9091	113855	05/26/06
1,1-Dichloropropene	ND	4.5	0.9091	113855	05/26/06
Carbon Tetrachloride	ND	4.5	0.9091	113855	05/26/06
1,2-Dichloroethane	ND	4.5	0.9091	113855	05/26/06
Benzene	ND	4.5	0.9091	113855	05/26/06
Trichloroethene	ND	4.5	0.9091	113855	05/26/06
1,2-Dichloropropane	ND	4.5	0.9091	113855	05/26/06
Bromodichloromethane	ND	4.5	0.9091	113855	05/26/06
Dibromomethane	ND	4.5	0.9091	113855	05/26/06
4-Methyl-2-Pentanone	ND	9.1	0.9091	113855	05/26/06
cis-1,3-Dichloropropene	ND	4.5	0.9091	113855	05/26/06
Toluene	ND	4.5	0.9091	113855	05/26/06
trans-1,3-Dichloropropene	ND	4.5	0.9091	113855	05/26/06
1,1,2-Trichloroethane	ND	4.5	0.9091	113855	05/26/06
2-Hexanone	ND	9.1	0.9091	113855	05/26/06
1,3-Dichloropropane	ND	4.5	0.9091	113855	05/26/06
Tetrachloroethene	ND	4.5	0.9091	113855	05/26/06
Dibromochloromethane	ND	4.5	0.9091	113855	05/26/06

ND= Not Detected

RL= Reporting Limit

Purgeable Organics by GC/MS

Lab #:	187090	Location:	G.E. Caral
Client:	Clayton Group Services	Prep:	EPA 5030B
Project#:	STANDARD	Analysis:	EPA 8260B
Field ID:	SB-2-1.5	Basis:	as received
Lab ID:	187090-001	Sampled:	05/26/06
Matrix:	Soil	Received:	05/26/06
Units:	ug/Kg		

Analyte	Result	RL	Diln Fac	Batch#	Analyzed
1,2-Dibromoethane	ND	4.5	0.9091	113855	05/26/06
Chlorobenzene	ND	4.5	0.9091	113855	05/26/06
1,1,1,2-Tetrachloroethane	ND	4.5	0.9091	113855	05/26/06
Ethylbenzene	ND	4.5	0.9091	113855	05/26/06
m,p-Xylenes	ND	4.5	0.9091	113855	05/26/06
o-Xylene	ND	4.5	0.9091	113855	05/26/06
Styrene	ND	4.5	0.9091	113855	05/26/06
Bromoform	ND	4.5	0.9091	113855	05/26/06
Isopropylbenzene	ND	4.5	0.9091	113855	05/26/06
1,1,2,2-Tetrachloroethane	ND	4.5	0.9091	113855	05/26/06
1,2,3-Trichloropropane	ND	4.5	0.9091	113855	05/26/06
Propylbenzene	ND	4.5	0.9091	113855	05/26/06
Bromobenzene	ND	4.5	0.9091	113855	05/26/06
1,3,5-Trimethylbenzene	ND	4.5	0.9091	113855	05/26/06
2-Chlorotoluene	ND	4.5	0.9091	113855	05/26/06
4-Chlorotoluene	ND	4.5	0.9091	113855	05/26/06
tert-Butylbenzene	ND	4.5	0.9091	113855	05/26/06
1,2,4-Trimethylbenzene	ND	4.5	0.9091	113855	05/26/06
sec-Butylbenzene	ND	4.5	0.9091	113855	05/26/06
para-Isopropyl Toluene	ND	4.5	0.9091	113855	05/26/06
1,3-Dichlorobenzene	ND	4.5	0.9091	113855	05/26/06
1,4-Dichlorobenzene	ND	4.5	0.9091	113855	05/26/06
n-Butylbenzene	ND	4.5	0.9091	113855	05/26/06
1,2-Dichlorobenzene	ND	4.5	0.9091	113855	05/26/06
1,2-Dibromo-3-Chloropropane	ND	4.5	0.9091	113855	05/26/06
1,2,4-Trichlorobenzene	ND	4.5	0.9091	113855	05/26/06
Hexachlorobutadiene	ND	4.5	0.9091	113855	05/26/06
Naphthalene	ND	4.5	0.9091	113855	05/26/06
1,2,3-Trichlorobenzene	ND	4.5	0.9091	113855	05/26/06

Surrogate	%REC	Limits	Diln Fac	Batch#	Analyzed
Dibromofluoromethane	103	79-120	0.9091	113855	05/26/06
1,2-Dichloroethane-d4	120	76-130	0.9091	113855	05/26/06
Toluene-d8	105	80-120	0.9091	113855	05/26/06
Bromofluorobenzene	107	80-126	0.9091	113855	05/26/06

ND= Not Detected

RL= Reporting Limit

Batch QC Report

Purgeable Organics by GC/MS			
Lab #:	187090	Location:	G.E. Caral
Client:	Clayton Group Services	Prep:	EPA 5030B
Project#:	STANDARD	Analysis:	EPA 8260B
Type:	LCS	Basis:	as received
Lab ID:	QC341688	Diln Fac:	1.000
Matrix:	Soil	Batch#:	113855
Units:	ug/Kg	Analyzed:	05/26/06

Analyte	Spiked	Result	%REC	Limits
1,1-Dichloroethene	25.00	25.87	103	79-132
Benzene	25.00	22.99	92	80-120
Trichloroethene	25.00	23.68	95	80-121
Toluene	25.00	24.12	96	80-120
Chlorobenzene	25.00	23.13	93	80-120

Surrogate	%REC	Limits
Dibromofluoromethane	94	79-120
1,2-Dichloroethane-d4	94	76-130
Toluene-d8	100	80-120
Bromofluorobenzene	98	80-126

Batch QC Report

Purgeable Organics by GC/MS			
Lab #:	187090	Location:	G.E. Caral
Client:	Clayton Group Services	Prep:	EPA 5030B
Project#:	STANDARD	Analysis:	EPA 8260B
Type:	BLANK	Basis:	as received
Lab ID:	QC341690	Diln Fac:	1.000
Matrix:	Soil	Batch#:	113855
Units:	ug/Kg	Analyzed:	05/26/06

Analyte	Result	RL
Freon 12	ND	10
Chloromethane	ND	10
Vinyl Chloride	ND	10
Bromomethane	ND	10
Chloroethane	ND	10
Trichlorofluoromethane	ND	5.0
Acetone	ND	25
Freon 113	ND	5.0
1,1-Dichloroethene	ND	5.0
Methylene Chloride	ND	20
Carbon Disulfide	ND	5.0
MTBE	ND	5.0
trans-1,2-Dichloroethene	ND	5.0
Vinyl Acetate	ND	50
1,1-Dichloroethane	ND	5.0
2-Butanone	ND	10
cis-1,2-Dichloroethene	ND	5.0
2,2-Dichloropropane	ND	5.0
Chloroform	ND	5.0
Bromochloromethane	ND	5.0
1,1,1-Trichloroethane	ND	5.0
1,1-Dichloropropene	ND	5.0
Carbon Tetrachloride	ND	5.0
1,2-Dichloroethane	ND	5.0
Benzene	ND	5.0
Trichloroethene	ND	5.0
1,2-Dichloropropane	ND	5.0
Bromodichloromethane	ND	5.0
Dibromomethane	ND	5.0
4-Methyl-2-Pentanone	ND	10
cis-1,3-Dichloropropene	ND	5.0
Toluene	ND	5.0
trans-1,3-Dichloropropene	ND	5.0
1,1,2-Trichloroethane	ND	5.0
2-Hexanone	ND	10
1,3-Dichloropropane	ND	5.0
Tetrachloroethene	ND	5.0

ND= Not Detected

RL= Reporting Limit

Batch QC Report

Purgeable Organics by GC/MS			
Lab #:	187090	Location:	G.E. Caral
Client:	Clayton Group Services	Prep:	EPA 5030B
Project#:	STANDARD	Analysis:	EPA 8260B
Type:	BLANK	Basis:	as received
Lab ID:	QC341690	Diln Fac:	1.000
Matrix:	Soil	Batch#:	113855
Units:	ug/Kg	Analyzed:	05/26/06

Analyte	Result	RL
Dibromochloromethane	ND	5.0
1,2-Dibromoethane	ND	5.0
Chlorobenzene	ND	5.0
1,1,1,2-Tetrachloroethane	ND	5.0
Ethylbenzene	ND	5.0
m,p-Xylenes	ND	5.0
o-Xylene	ND	5.0
Styrene	ND	5.0
Bromoform	ND	5.0
Isopropylbenzene	ND	5.0
1,1,2,2-Tetrachloroethane	ND	5.0
1,2,3-Trichloropropane	ND	5.0
Propylbenzene	ND	5.0
Bromobenzene	ND	5.0
1,3,5-Trimethylbenzene	ND	5.0
2-Chlorotoluene	ND	5.0
4-Chlorotoluene	ND	5.0
tert-Butylbenzene	ND	5.0
1,2,4-Trimethylbenzene	ND	5.0
sec-Butylbenzene	ND	5.0
para-Isopropyl Toluene	ND	5.0
1,3-Dichlorobenzene	ND	5.0
1,4-Dichlorobenzene	ND	5.0
n-Butylbenzene	ND	5.0
1,2-Dichlorobenzene	ND	5.0
1,2-Dibromo-3-Chloropropane	ND	5.0
1,2,4-Trichlorobenzene	ND	5.0
Hexachlorobutadiene	ND	5.0
Naphthalene	ND	5.0
1,2,3-Trichlorobenzene	ND	5.0

Surrogate	%REC	Limits
Dibromofluoromethane	92	79-120
1,2-Dichloroethane-d4	98	76-130
Toluene-d8	100	80-120
Bromofluorobenzene	101	80-126

ND= Not Detected

RL= Reporting Limit

Batch QC Report

Purgeable Organics by GC/MS			
Lab #:	187090	Location:	G.E. Caral
Client:	Clayton Group Services	Prep:	EPA 5030B
Project#:	STANDARD	Analysis:	EPA 8260B
Field ID:	ZZZZZZZZZZ	Diln Fac:	0.9091
MSS Lab ID:	187083-005	Batch#:	113855
Matrix:	Soil	Sampled:	05/25/06
Units:	ug/Kg	Received:	05/25/06
Basis:	as received	Analyzed:	05/26/06

Type: MS Lab ID: QC341737

Analyte	MSS Result	Spiked	Result	%REC	Limits
1,1-Dichloroethene	<0.8371	22.73	30.31	133	72-135
Benzene	<0.2281	22.73	22.86	101	67-120
Trichloroethene	<0.2473	22.73	24.09	106	65-131
Toluene	0.2973	22.73	21.96	95	62-120
Chlorobenzene	<0.3554	22.73	19.78	87	59-120

Surrogate	%REC	Limits
Dibromofluoromethane	105	79-120
1,2-Dichloroethane-d4	114	76-130
Toluene-d8	101	80-120
Bromofluorobenzene	103	80-126

Type: MSD Lab ID: QC341738

Analyte	Spiked	Result	%REC	Limits	RPD	Lim
1,1-Dichloroethene	22.73	30.24	133	72-135	0	22
Benzene	22.73	22.95	101	67-120	0	20
Trichloroethene	22.73	24.12	106	65-131	0	20
Toluene	22.73	22.35	97	62-120	2	20
Chlorobenzene	22.73	20.88	92	59-120	5	21

Surrogate	%REC	Limits
Dibromofluoromethane	105	79-120
1,2-Dichloroethane-d4	113	76-130
Toluene-d8	106	80-120
Bromofluorobenzene	100	80-126

RPD= Relative Percent Difference

Batch QC Report

Purgeable Organics by GC/MS			
Lab #:	187090	Location:	G.E. Caral
Client:	Clayton Group Services	Prep:	EPA 5030B
Project#:	STANDARD	Analysis:	EPA 8260B
Type:	LCS	Basis:	as received
Lab ID:	QC341952	Diln Fac:	1.000
Matrix:	Soil	Batch#:	113919
Units:	ug/Kg	Analyzed:	05/30/06

Analyte	Spiked	Result	%REC	Limits
1,1-Dichloroethene	25.00	30.56	122	79-132
Benzene	25.00	25.61	102	80-120
Trichloroethene	25.00	25.67	103	80-121
Toluene	25.00	24.91	100	80-120
Chlorobenzene	25.00	25.32	101	80-120

Surrogate	%REC	Limits
Dibromofluoromethane	101	79-120
1,2-Dichloroethane-d4	106	76-130
Toluene-d8	104	80-120
Bromofluorobenzene	106	80-126

Batch QC Report

Purgeable Organics by GC/MS			
Lab #:	187090	Location:	G.E. Caral
Client:	Clayton Group Services	Prep:	EPA 5030B
Project#:	STANDARD	Analysis:	EPA 8260B
Type:	BLANK	Basis:	as received
Lab ID:	QC341953	Diln Fac:	1.000
Matrix:	Soil	Batch#:	113919
Units:	ug/Kg	Analyzed:	05/30/06

Analyte	Result	RL
Freon 12	ND	10
Chloromethane	ND	10
Vinyl Chloride	ND	10
Bromomethane	ND	10
Chloroethane	ND	10
Trichlorofluoromethane	ND	5.0
Acetone	ND	25
Freon 113	ND	5.0
1,1-Dichloroethene	ND	5.0
Methylene Chloride	ND	20
Carbon Disulfide	ND	5.0
MTBE	ND	5.0
trans-1,2-Dichloroethene	ND	5.0
Vinyl Acetate	ND	50
1,1-Dichloroethane	ND	5.0
2-Butanone	ND	10
cis-1,2-Dichloroethene	ND	5.0
2,2-Dichloropropane	ND	5.0
Chloroform	ND	5.0
Bromochloromethane	ND	5.0
1,1,1-Trichloroethane	ND	5.0
1,1-Dichloropropene	ND	5.0
Carbon Tetrachloride	ND	5.0
1,2-Dichloroethane	ND	5.0
Benzene	ND	5.0
Trichloroethene	ND	5.0
1,2-Dichloropropane	ND	5.0
Bromodichloromethane	ND	5.0
Dibromomethane	ND	5.0
4-Methyl-2-Pentanone	ND	10
cis-1,3-Dichloropropene	ND	5.0
Toluene	ND	5.0
trans-1,3-Dichloropropene	ND	5.0
1,1,2-Trichloroethane	ND	5.0
2-Hexanone	ND	10
1,3-Dichloropropane	ND	5.0
Tetrachloroethene	ND	5.0

ND= Not Detected

RL= Reporting Limit

Batch QC Report

Purgeable Organics by GC/MS			
Lab #:	187090	Location:	G.E. Caral
Client:	Clayton Group Services	Prep:	EPA 5030B
Project#:	STANDARD	Analysis:	EPA 8260B
Type:	BLANK	Basis:	as received
Lab ID:	QC341953	Diln Fac:	1.000
Matrix:	Soil	Batch#:	113919
Units:	ug/Kg	Analyzed:	05/30/06

Analyte	Result	RL
Dibromochloromethane	ND	5.0
1,2-Dibromoethane	ND	5.0
Chlorobenzene	ND	5.0
1,1,1,2-Tetrachloroethane	ND	5.0
Ethylbenzene	ND	5.0
m,p-Xylenes	ND	5.0
o-Xylene	ND	5.0
Styrene	ND	5.0
Bromoform	ND	5.0
Isopropylbenzene	ND	5.0
1,1,2,2-Tetrachloroethane	ND	5.0
1,2,3-Trichloropropane	ND	5.0
Propylbenzene	ND	5.0
Bromobenzene	ND	5.0
1,3,5-Trimethylbenzene	ND	5.0
2-Chlorotoluene	ND	5.0
4-Chlorotoluene	ND	5.0
tert-Butylbenzene	ND	5.0
1,2,4-Trimethylbenzene	ND	5.0
sec-Butylbenzene	ND	5.0
para-Isopropyl Toluene	ND	5.0
1,3-Dichlorobenzene	ND	5.0
1,4-Dichlorobenzene	ND	5.0
n-Butylbenzene	ND	5.0
1,2-Dichlorobenzene	ND	5.0
1,2-Dibromo-3-Chloropropane	ND	5.0
1,2,4-Trichlorobenzene	ND	5.0
Hexachlorobutadiene	ND	5.0
Naphthalene	ND	5.0
1,2,3-Trichlorobenzene	ND	5.0

Surrogate	%REC	Limits
Dibromofluoromethane	102	79-120
1,2-Dichloroethane-d4	112	76-130
Toluene-d8	105	80-120
Bromofluorobenzene	106	80-126

ND= Not Detected

RL= Reporting Limit

Batch QC Report

Purgeable Organics by GC/MS			
Lab #:	187090	Location:	G.E. Caral
Client:	Clayton Group Services	Prep:	EPA 5030B
Project#:	STANDARD	Analysis:	EPA 8260B
Field ID:	ZZZZZZZZZZ	Diln Fac:	1.000
MSS Lab ID:	187083-003	Batch#:	113919
Matrix:	Soil	Sampled:	05/25/06
Units:	ug/Kg	Received:	05/25/06
Basis:	as received	Analyzed:	05/30/06

Type: MS Lab ID: QC341967

Analyte	MSS Result	Spiked	Result	%REC	Limits
1,1-Dichloroethene	<0.9208	25.00	32.31	129	72-135
Benzene	0.4371	25.00	24.58	97	67-120
Trichloroethene	<0.2721	25.00	26.73	107	65-131
Toluene	<0.2348	25.00	24.03	96	62-120
Chlorobenzene	<0.3909	25.00	23.29	93	59-120

Surrogate	%REC	Limits
Dibromofluoromethane	108	79-120
1,2-Dichloroethane-d4	119	76-130
Toluene-d8	107	80-120
Bromofluorobenzene	105	80-126

Type: MSD Lab ID: QC341968

Analyte	Spiked	Result	%REC	Limits	RPD	Lim
1,1-Dichloroethene	25.00	33.97	136 *	72-135	5	22
Benzene	25.00	25.32	100	67-120	3	20
Trichloroethene	25.00	25.56	102	65-131	4	20
Toluene	25.00	22.91	92	62-120	5	20
Chlorobenzene	25.00	21.56	86	59-120	8	21

Surrogate	%REC	Limits
Dibromofluoromethane	112	79-120
1,2-Dichloroethane-d4	124	76-130
Toluene-d8	104	80-120
Bromofluorobenzene	105	80-126

*= Value outside of QC limits; see narrative

RPD= Relative Percent Difference

California Title 26 Metals

Lab #:	187090	Project#:	STANDARD
Client:	Clayton Group Services	Location:	G.E. Caral
Field ID:	SB-2-1.5	Diln Fac:	1.000
Lab ID:	187090-001	Sampled:	05/26/06
Matrix:	Soil	Received:	05/26/06
Units:	mg/Kg	Prepared:	05/31/06
Basis:	as received	Analyzed:	05/31/06

Analyte	Result	RL	Batch#	Prep	Analysis
Antimony	3.6	3.0	113942 EPA	3050B	EPA 6010B
Arsenic	3.0	0.28	113942 EPA	3050B	EPA 6010B
Barium	230	0.50	113942 EPA	3050B	EPA 6010B
Beryllium	0.48	0.11	113942 EPA	3050B	EPA 6010B
Cadmium	ND	0.28	113942 EPA	3050B	EPA 6010B
Chromium	18	0.50	113942 EPA	3050B	EPA 6010B
Cobalt	6.7	1.0	113942 EPA	3050B	EPA 6010B
Copper	24	0.50	113942 EPA	3050B	EPA 6010B
Lead	81	0.17	113942 EPA	3050B	EPA 6010B
Mercury	0.51	0.020	113964	METHOD	EPA 7471A
Molybdenum	1.1	1.0	113942 EPA	3050B	EPA 6010B
Nickel	14	1.0	113942 EPA	3050B	EPA 6010B
Selenium	0.54	0.28	113942 EPA	3050B	EPA 6010B
Silver	ND	0.28	113942 EPA	3050B	EPA 6010B
Thallium	ND	0.28	113942 EPA	3050B	EPA 6010B
Vanadium	24	0.50	113942 EPA	3050B	EPA 6010B
Zinc	170	1.1	113942 EPA	3050B	EPA 6010B

ND= Not Detected
 RL= Reporting Limit

Batch QC Report

California Title 26 Metals			
Lab #:	187090	Location:	G.E. Caral
Client:	Clayton Group Services	Prep:	EPA 3050B
Project#:	STANDARD	Analysis:	EPA 6010B
Type:	BLANK	Diln Fac:	1.000
Lab ID:	QC342041	Batch#:	113942
Matrix:	Soil	Prepared:	05/31/06
Units:	mg/Kg	Analyzed:	05/31/06
Basis:	as received		

Analyte	Result	RL
Antimony	ND	3.0
Arsenic	ND	0.25
Barium	ND	0.50
Beryllium	ND	0.10
Cadmium	ND	0.25
Chromium	ND	0.50
Cobalt	ND	1.0
Copper	ND	0.50
Lead	ND	0.15
Molybdenum	ND	1.0
Nickel	ND	1.0
Selenium	ND	0.25
Silver	ND	0.25
Thallium	ND	0.25
Vanadium	ND	0.50
Zinc	ND	1.0

ND= Not Detected

RL= Reporting Limit

Batch QC Report

California Title 26 Metals			
Lab #:	187090	Location:	G.E. Caral
Client:	Clayton Group Services	Prep:	EPA 3050B
Project#:	STANDARD	Analysis:	EPA 6010B
Matrix:	Soil	Batch#:	113942
Units:	mg/Kg	Prepared:	05/31/06
Basis:	as received	Analyzed:	05/31/06
Diln Fac:	1.000		

Type: BS Lab ID: QC342042

Analyte	Spiked	Result	%REC	Limits
Antimony	100.0	102.1	102	80-120
Arsenic	50.00	53.21	106	80-120
Barium	100.0	105.7	106	80-120
Beryllium	2.500	2.825	113	80-120
Cadmium	10.00	10.93	109	80-120
Chromium	100.0	107.0	107	80-120
Cobalt	25.00	26.16	105	80-120
Copper	12.50	13.34	107	80-120
Lead	100.0	105.8	106	80-120
Molybdenum	20.00	21.86	109	80-120
Nickel	25.00	26.13	105	80-120
Selenium	50.00	52.19	104	80-120
Silver	10.00	10.17	102	80-120
Thallium	50.00	53.32	107	80-120
Vanadium	25.00	26.48	106	80-120
Zinc	25.00	26.85	107	80-120

Type: BSD Lab ID: QC342043

Analyte	Spiked	Result	%REC	Limits	RPD	Lim
Antimony	100.0	101.3	101	80-120	1	20
Arsenic	50.00	52.53	105	80-120	1	20
Barium	100.0	102.7	103	80-120	3	20
Beryllium	2.500	2.758	110	80-120	2	20
Cadmium	10.00	10.75	107	80-120	2	20
Chromium	100.0	104.2	104	80-120	3	20
Cobalt	25.00	25.47	102	80-120	3	20
Copper	12.50	12.96	104	80-120	3	20
Lead	100.0	103.9	104	80-120	2	20
Molybdenum	20.00	21.36	107	80-120	2	20
Nickel	25.00	25.61	102	80-120	2	20
Selenium	50.00	51.61	103	80-120	1	20
Silver	10.00	9.976	100	80-120	2	20
Thallium	50.00	51.98	104	80-120	3	20
Vanadium	25.00	25.87	103	80-120	2	20
Zinc	25.00	26.16	105	80-120	3	20

Batch QC Report

California Title 26 Metals			
Lab #:	187090	Location:	G.E. Caral
Client:	Clayton Group Services	Prep:	EPA 3050B
Project#:	STANDARD	Analysis:	EPA 6010B
Field ID:	ZZZZZZZZZZ	Batch#:	113942
MSS Lab ID:	187139-002	Sampled:	05/30/06
Matrix:	Soil	Received:	05/30/06
Units:	mg/Kg	Prepared:	05/31/06
Basis:	as received	Analyzed:	05/31/06
Diln Fac:	1.000		

Type: MS Lab ID: QC342044

Analyte	MSS Result	Spiked	Result	%REC	Limits
Antimony	5.597	84.03	34.01	34	1-126
Arsenic	1.932	42.02	37.34	84	74-120
Barium	168.1	84.03	234.2	79	53-134
Beryllium	0.5266	2.101	2.457	92	78-120
Cadmium	<0.04272	8.403	7.187	86	71-120
Chromium	88.41	84.03	152.9	77	64-120
Cobalt	14.59	21.01	29.66	72	64-120
Copper	16.19	10.50	24.69	81	56-139
Lead	6.646	84.03	73.36	79	57-120
Molybdenum	0.2764	16.81	14.14	82	68-120
Nickel	152.1	21.01	155.3	16 NM	48-132
Selenium	0.5247	42.02	36.13	85	72-120
Silver	<0.05422	8.403	7.450	89	67-120
Thallium	<0.05599	42.02	33.15	79	69-120
Vanadium	40.76	21.01	55.72	71	55-134
Zinc	33.23	21.01	46.67	64	46-133

Type: MSD Lab ID: QC342046

Analyte	Spiked	Result	%REC	Limits	RPD	Lim
Antimony	101.0	43.93	38	1-126	8	21
Arsenic	50.51	50.00	95	74-120	12	20
Barium	101.0	254.5	86	53-134	2	20
Beryllium	2.525	3.026	99	78-120	6	20
Cadmium	10.10	9.160	91	71-120	6	20
Chromium	101.0	177.1	88	64-120	5	20
Cobalt	25.25	37.65	91	64-120	13	20
Copper	12.63	29.80	108	56-139	11	20
Lead	101.0	95.49	88	57-120	9	20
Molybdenum	20.20	17.77	87	68-120	5	20
Nickel	25.25	168.3	64 NM	48-132	6	20
Selenium	50.51	45.25	89	72-120	4	20
Silver	10.10	9.243	92	67-120	3	20
Thallium	50.51	43.22	86	69-120	8	20
Vanadium	25.25	72.63	126	55-134	20	20
Zinc	25.25	51.87	74	46-133	3	20

 NM= Not Meaningful: Sample concentration > 4X spike concentration
 RPD= Relative Percent Difference

Batch QC Report

California Title 26 Metals			
Lab #:	187090	Location:	G.E. Caral
Client:	Clayton Group Services	Prep:	METHOD
Project#:	STANDARD	Analysis:	EPA 7471A
Analyte:	Mercury	Basis:	as received
Type:	BLANK	Diln Fac:	1.000
Lab ID:	QC342125	Batch#:	113964
Matrix:	Soil	Prepared:	05/31/06
Units:	mg/Kg	Analyzed:	05/31/06

Result	RL
ND	0.020

ND= Not Detected
 RL= Reporting Limit

Batch QC Report

California Title 26 Metals			
Lab #:	187090	Location:	G.E. Caral
Client:	Clayton Group Services	Prep:	METHOD
Project#:	STANDARD	Analysis:	EPA 7471A
Analyte:	Mercury	Diln Fac:	1.000
Matrix:	Soil	Batch#:	113964
Units:	mg/Kg	Prepared:	05/31/06
Basis:	as received	Analyzed:	05/31/06

Type	Lab ID	Spiked	Result	%REC	Limits	RPD	Lim
BS	QC342126	0.5000	0.4930	99	80-120		
BSD	QC342127	0.5000	0.5070	101	80-120	3	20

RPD= Relative Percent Difference

Batch QC Report

California Title 26 Metals			
Lab #:	187090	Location:	G.E. Caral
Client:	Clayton Group Services	Prep:	METHOD
Project#:	STANDARD	Analysis:	EPA 7471A
Analyte:	Mercury	Diln Fac:	1.000
Field ID:	ZZZZZZZZZZ	Batch#:	113964
MSS Lab ID:	187125-001	Sampled:	05/25/06
Matrix:	Soil	Received:	05/26/06
Units:	mg/Kg	Prepared:	05/31/06
Basis:	as received	Analyzed:	05/31/06

Type	Lab ID	MSS Result	Spiked	Result	%REC	Limits	RPD	Lim
MS	QC342128	0.02134	0.5000	0.5500	106	54-154		
MSD	QC342129		0.4545	0.5173	109	54-154	3	28

RPD= Relative Percent Difference



18/047

CHAIN OF CUSTODY

Page 1 of

Lab: C+T

TAT: Standard

Report results to:

Name Adnan Effandi
 Company Clayton Group Services
 Mailing Address 6920 Koll Center Parkway, Ste. 216
 City, State, Zip Pleasanton, California 94566
 Telephone No. (925) 426-2600
 Fax No. (925) 426-0106

Project Information

Project No. 33104-004583.03
 Name G.E Caral
 Location Albany

email: adnan.effandi@us.bureauveritas.com

Special instructions and/or specific regulatory requirements:
8015 - TPHD,G,MO with Silica Gel Cleanup

Analyses Requested									
8260 for VOCs	6000/7000 CAM 17 metals	8015 TPHD,G,MO w/ SILICA GEL							
X	X	X							

Sample Identification	Date Sampled	Time Sampled	Matrix/Media	No. of Conts.									Sample Condition/Comments	Preservative
SB - 2 - 1.5	26 May-06	0950	Soil	1	X	X	X							Ice
														Ice
														Ice
														Ice
														Ice
														Ice
														Ice
														Ice
														Ice
														Ice
														Ice
														Ice
														Ice
														Ice

Received On ice
 Cold Ambient Intact

Collected by: Adnan Effandi Date/Time 5/26/06 1600
 Relinquished by: Adnan Effandi Date/Time 5/26/06 1015
 Relinquished by: _____ Date/Time _____
 Method of Shipment: _____

Collector's Signature: [Signature] Date/Time _____
 Received by: [Signature] Date/Time 5/26/06 10:15
 Received by: _____ Date/Time _____
 Sample Condition on Rcpt: _____

Total Volatile Hydrocarbons

Lab #:	187105	Location:	G.E. Caral
Client:	Clayton Group Services	Prep:	EPA 5030B
Project#:	STANDARD	Analysis:	EPA 8015B
Matrix:	Soil	Batch#:	113854
Units:	mg/Kg	Sampled:	05/25/06
Basis:	as received	Received:	05/26/06
Diln Fac:	1.000		

Field ID: SB-1-1.0	Lab ID: 187105-001
Type: SAMPLE	Analyzed: 05/26/06

Analyte	Result	RL
Gasoline C7-C12	ND	1.1

Surrogate	%REC	Limits
Trifluorotoluene (FID)	108	62-137
Bromofluorobenzene (FID)	103	60-148

Field ID: SB-3-1.0	Lab ID: 187105-002
Type: SAMPLE	Analyzed: 05/26/06

Analyte	Result	RL
Gasoline C7-C12	ND	1.0

Surrogate	%REC	Limits
Trifluorotoluene (FID)	114	62-137
Bromofluorobenzene (FID)	107	60-148

Field ID: SB-4	Lab ID: 187105-003
Type: SAMPLE	Analyzed: 05/26/06

Analyte	Result	RL
Gasoline C7-C12	ND	0.99

Surrogate	%REC	Limits
Trifluorotoluene (FID)	119	62-137
Bromofluorobenzene (FID)	111	60-148

H= Heavier hydrocarbons contributed to the quantitation

Y= Sample exhibits chromatographic pattern which does not resemble standard

ND= Not Detected

RL= Reporting Limit

Total Volatile Hydrocarbons

Lab #:	187105	Location:	G.E. Caral
Client:	Clayton Group Services	Prep:	EPA 5030B
Project#:	STANDARD	Analysis:	EPA 8015B
Matrix:	Soil	Batch#:	113854
Units:	mg/Kg	Sampled:	05/25/06
Basis:	as received	Received:	05/26/06
Diln Fac:	1.000		

Field ID:	SB-5-1.5	Lab ID:	187105-004
Type:	SAMPLE	Analyzed:	05/26/06

Analyte	Result	RL
Gasoline C7-C12	2.8 H Y	1.1

Surrogate	%REC	Limits
Trifluorotoluene (FID)	127	62-137
Bromofluorobenzene (FID)	125	60-148

Field ID:	SB-6-1.5	Lab ID:	187105-005
Type:	SAMPLE	Analyzed:	05/27/06

Analyte	Result	RL
Gasoline C7-C12	ND	1.1

Surrogate	%REC	Limits
Trifluorotoluene (FID)	123	62-137
Bromofluorobenzene (FID)	113	60-148

Type:	BLANK	Analyzed:	05/26/06
Lab ID:	QC341686		

Analyte	Result	RL
Gasoline C7-C12	ND	1.0

Surrogate	%REC	Limits
Trifluorotoluene (FID)	114	62-137
Bromofluorobenzene (FID)	104	60-148

H= Heavier hydrocarbons contributed to the quantitation

Y= Sample exhibits chromatographic pattern which does not resemble standard

ND= Not Detected

RL= Reporting Limit

Batch QC Report

Total Volatile Hydrocarbons			
Lab #:	187105	Location:	G.E. Caral
Client:	Clayton Group Services	Prep:	EPA 5030B
Project#:	STANDARD	Analysis:	EPA 8015B
Type:	LCS	Basis:	as received
Lab ID:	QC341687	Diln Fac:	1.000
Matrix:	Soil	Batch#:	113854
Units:	mg/Kg	Analyzed:	05/26/06

Analyte	Spiked	Result	%REC	Limits
Gasoline C7-C12	5.000	4.342	87	80-120

Surrogate	%REC	Limits
Trifluorotoluene (FID)	121	62-137
Bromofluorobenzene (FID)	112	60-148

Batch QC Report

Total Volatile Hydrocarbons			
Lab #:	187105	Location:	G.E. Caral
Client:	Clayton Group Services	Prep:	EPA 5030B
Project#:	STANDARD	Analysis:	EPA 8015B
Field ID:	ZZZZZZZZZZ	Diln Fac:	1.000
MSS Lab ID:	187085-003	Batch#:	113854
Matrix:	Soil	Sampled:	05/26/06
Units:	mg/Kg	Received:	05/26/06
Basis:	as received	Analyzed:	05/27/06

Type: MS Lab ID: QC341795

Analyte	MSS Result	Spiked	Result	%REC	Limits
Gasoline C7-C12	0.07689	10.31	9.346	90	38-120

Surrogate	%REC	Limits
Trifluorotoluene (FID)	111	62-137
Bromofluorobenzene (FID)	112	60-148

Type: MSD Lab ID: QC341796

Analyte	Spiked	Result	%REC	Limits	RPD	Lim
Gasoline C7-C12	10.20	9.454	92	38-120	2	26

Surrogate	%REC	Limits
Trifluorotoluene (FID)	114	62-137
Bromofluorobenzene (FID)	110	60-148

RPD= Relative Percent Difference

Total Extractable Hydrocarbons			
Lab #:	187105	Location:	G.E. Caral
Client:	Clayton Group Services	Prep:	SHAKER TABLE
Project#:	STANDARD	Analysis:	EPA 8015B
Matrix:	Soil	Sampled:	05/25/06
Units:	mg/Kg	Received:	05/26/06
Basis:	as received	Prepared:	05/31/06
Diln Fac:	1.000	Analyzed:	06/01/06
Batch#:	113975		

Field ID: SB-1-1.0 Lab ID: 187105-001
 Type: SAMPLE Cleanup Method: EPA 3630C

Analyte	Result	RL
Diesel C10-C24	ND	0.99
Motor Oil C24-C36	ND	5.0

Surrogate	%REC	Limits
Hexacosane	75	48-130

Field ID: SB-3-1.0 Lab ID: 187105-002
 Type: SAMPLE Cleanup Method: EPA 3630C

Analyte	Result	RL
Diesel C10-C24	38 H Y	1.0
Motor Oil C24-C36	120 L	5.0

Surrogate	%REC	Limits
Hexacosane	100	48-130

Field ID: SB-4 Lab ID: 187105-003
 Type: SAMPLE Cleanup Method: EPA 3630C

Analyte	Result	RL
Diesel C10-C24	3.5 H Y	1.0
Motor Oil C24-C36	7.9 L	5.0

Surrogate	%REC	Limits
Hexacosane	95	48-130

H= Heavier hydrocarbons contributed to the quantitation
 L= Lighter hydrocarbons contributed to the quantitation
 Y= Sample exhibits chromatographic pattern which does not resemble standard
 ND= Not Detected
 RL= Reporting Limit

Batch QC Report

Total Extractable Hydrocarbons			
Lab #:	187105	Location:	G.E. Caral
Client:	Clayton Group Services	Prep:	SHAKER TABLE
Project#:	STANDARD	Analysis:	EPA 8015B
Type:	LCS	Diln Fac:	1.000
Lab ID:	QC342182	Batch#:	113975
Matrix:	Soil	Prepared:	05/31/06
Units:	mg/Kg	Analyzed:	06/01/06
Basis:	as received		

Cleanup Method: EPA 3630C

Analyte	Spiked	Result	%REC	Limits
Diesel C10-C24	50.17	48.74	97	59-133

Surrogate	%REC	Limits
Hexacosane	107	48-130

Purgeable Organics by GC/MS

Lab #:	187105	Location:	G.E. Caral
Client:	Clayton Group Services	Prep:	EPA 5030B
Project#:	STANDARD	Analysis:	EPA 8260B
Field ID:	SB-1-1.0	Diln Fac:	0.8929
Lab ID:	187105-001	Batch#:	113856
Matrix:	Soil	Sampled:	05/25/06
Units:	ug/Kg	Received:	05/26/06
Basis:	as received	Analyzed:	05/26/06

Analyte	Result	RL
Freon 12	ND	8.9
Chloromethane	ND	8.9
Vinyl Chloride	ND	8.9
Bromomethane	ND	8.9
Chloroethane	ND	8.9
Trichlorofluoromethane	ND	4.5
Acetone	ND	22
Freon 113	ND	4.5
1,1-Dichloroethene	ND	4.5
Methylene Chloride	ND	18
Carbon Disulfide	ND	4.5
MTBE	ND	4.5
trans-1,2-Dichloroethene	ND	4.5
Vinyl Acetate	ND	45
1,1-Dichloroethane	ND	4.5
2-Butanone	ND	8.9
cis-1,2-Dichloroethene	ND	4.5
2,2-Dichloropropane	ND	4.5
Chloroform	ND	4.5
Bromochloromethane	ND	4.5
1,1,1-Trichloroethane	ND	4.5
1,1-Dichloropropene	ND	4.5
Carbon Tetrachloride	ND	4.5
1,2-Dichloroethane	ND	4.5
Benzene	ND	4.5
Trichloroethene	ND	4.5
1,2-Dichloropropane	ND	4.5
Bromodichloromethane	ND	4.5
Dibromomethane	ND	4.5
4-Methyl-2-Pentanone	ND	8.9
cis-1,3-Dichloropropene	ND	4.5
Toluene	ND	4.5
trans-1,3-Dichloropropene	ND	4.5
1,1,2-Trichloroethane	ND	4.5
2-Hexanone	ND	8.9
1,3-Dichloropropane	ND	4.5
Tetrachloroethene	ND	4.5

ND= Not Detected

RL= Reporting Limit

Purgeable Organics by GC/MS

Lab #:	187105	Location:	G.E. Caral
Client:	Clayton Group Services	Prep:	EPA 5030B
Project#:	STANDARD	Analysis:	EPA 8260B
Field ID:	SB-1-1.0	Diln Fac:	0.8929
Lab ID:	187105-001	Batch#:	113856
Matrix:	Soil	Sampled:	05/25/06
Units:	ug/Kg	Received:	05/26/06
Basis:	as received	Analyzed:	05/26/06

Analyte	Result	RL
Dibromochloromethane	ND	4.5
1,2-Dibromoethane	ND	4.5
Chlorobenzene	ND	4.5
1,1,1,2-Tetrachloroethane	ND	4.5
Ethylbenzene	ND	4.5
m,p-Xylenes	ND	4.5
o-Xylene	ND	4.5
Styrene	ND	4.5
Bromoform	ND	4.5
Isopropylbenzene	ND	4.5
1,1,2,2-Tetrachloroethane	ND	4.5
1,2,3-Trichloropropane	ND	4.5
Propylbenzene	ND	4.5
Bromobenzene	ND	4.5
1,3,5-Trimethylbenzene	ND	4.5
2-Chlorotoluene	ND	4.5
4-Chlorotoluene	ND	4.5
tert-Butylbenzene	ND	4.5
1,2,4-Trimethylbenzene	ND	4.5
sec-Butylbenzene	ND	4.5
para-Isopropyl Toluene	ND	4.5
1,3-Dichlorobenzene	ND	4.5
1,4-Dichlorobenzene	ND	4.5
n-Butylbenzene	ND	4.5
1,2-Dichlorobenzene	ND	4.5
1,2-Dibromo-3-Chloropropane	ND	4.5
1,2,4-Trichlorobenzene	ND	4.5
Hexachlorobutadiene	ND	4.5
Naphthalene	ND	4.5
1,2,3-Trichlorobenzene	ND	4.5

Surrogate	%REC	Limits
Dibromofluoromethane	113	79-120
1,2-Dichloroethane-d4	123	76-130
Toluene-d8	98	80-120
Bromofluorobenzene	106	80-126

ND= Not Detected

RL= Reporting Limit

Purgeable Organics by GC/MS

Lab #:	187105	Location:	G.E. Caral
Client:	Clayton Group Services	Prep:	EPA 5030B
Project#:	STANDARD	Analysis:	EPA 8260B
Field ID:	SB-3-1.0	Diln Fac:	0.9804
Lab ID:	187105-002	Batch#:	113856
Matrix:	Soil	Sampled:	05/25/06
Units:	ug/Kg	Received:	05/26/06
Basis:	as received	Analyzed:	05/26/06

Analyte	Result	RL
Freon 12	ND	9.8
Chloromethane	ND	9.8
Vinyl Chloride	ND	9.8
Bromomethane	ND	9.8
Chloroethane	ND	9.8
Trichlorofluoromethane	ND	4.9
Acetone	ND	25
Freon 113	ND	4.9
1,1-Dichloroethene	ND	4.9
Methylene Chloride	ND	20
Carbon Disulfide	ND	4.9
MTBE	ND	4.9
trans-1,2-Dichloroethene	ND	4.9
Vinyl Acetate	ND	49
1,1-Dichloroethane	ND	4.9
2-Butanone	ND	9.8
cis-1,2-Dichloroethene	ND	4.9
2,2-Dichloropropane	ND	4.9
Chloroform	ND	4.9
Bromochloromethane	ND	4.9
1,1,1-Trichloroethane	ND	4.9
1,1-Dichloropropene	ND	4.9
Carbon Tetrachloride	ND	4.9
1,2-Dichloroethane	ND	4.9
Benzene	ND	4.9
Trichloroethene	ND	4.9
1,2-Dichloropropane	ND	4.9
Bromodichloromethane	ND	4.9
Dibromomethane	ND	4.9
4-Methyl-2-Pentanone	ND	9.8
cis-1,3-Dichloropropene	ND	4.9
Toluene	ND	4.9
trans-1,3-Dichloropropene	ND	4.9
1,1,2-Trichloroethane	ND	4.9
2-Hexanone	ND	9.8
1,3-Dichloropropane	ND	4.9
Tetrachloroethene	ND	4.9

ND= Not Detected

RL= Reporting Limit

Purgeable Organics by GC/MS

Lab #:	187105	Location:	G.E. Caral
Client:	Clayton Group Services	Prep:	EPA 5030B
Project#:	STANDARD	Analysis:	EPA 8260B
Field ID:	SB-3-1.0	Diln Fac:	0.9804
Lab ID:	187105-002	Batch#:	113856
Matrix:	Soil	Sampled:	05/25/06
Units:	ug/Kg	Received:	05/26/06
Basis:	as received	Analyzed:	05/26/06

Analyte	Result	RL
Dibromochloromethane	ND	4.9
1,2-Dibromoethane	ND	4.9
Chlorobenzene	ND	4.9
1,1,1,2-Tetrachloroethane	ND	4.9
Ethylbenzene	ND	4.9
m,p-Xylenes	ND	4.9
o-Xylene	ND	4.9
Styrene	ND	4.9
Bromoform	ND	4.9
Isopropylbenzene	ND	4.9
1,1,2,2-Tetrachloroethane	ND	4.9
1,2,3-Trichloropropane	ND	4.9
Propylbenzene	ND	4.9
Bromobenzene	ND	4.9
1,3,5-Trimethylbenzene	ND	4.9
2-Chlorotoluene	ND	4.9
4-Chlorotoluene	ND	4.9
tert-Butylbenzene	ND	4.9
1,2,4-Trimethylbenzene	ND	4.9
sec-Butylbenzene	ND	4.9
para-Isopropyl Toluene	ND	4.9
1,3-Dichlorobenzene	ND	4.9
1,4-Dichlorobenzene	ND	4.9
n-Butylbenzene	ND	4.9
1,2-Dichlorobenzene	ND	4.9
1,2-Dibromo-3-Chloropropane	ND	4.9
1,2,4-Trichlorobenzene	ND	4.9
Hexachlorobutadiene	ND	4.9
Naphthalene	ND	4.9
1,2,3-Trichlorobenzene	ND	4.9

Surrogate	%REC	Limits
Dibromofluoromethane	114	79-120
1,2-Dichloroethane-d4	129	76-130
Toluene-d8	99	80-120
Bromofluorobenzene	116	80-126

ND= Not Detected

RL= Reporting Limit

Purgeable Organics by GC/MS

Lab #:	187105	Location:	G.E. Caral
Client:	Clayton Group Services	Prep:	EPA 5030B
Project#:	STANDARD	Analysis:	EPA 8260B
Field ID:	SB-4	Diln Fac:	0.8621
Lab ID:	187105-003	Batch#:	113856
Matrix:	Soil	Sampled:	05/25/06
Units:	ug/Kg	Received:	05/26/06
Basis:	as received	Analyzed:	05/26/06

Analyte	Result	RL
Freon 12	ND	8.6
Chloromethane	ND	8.6
Vinyl Chloride	ND	8.6
Bromomethane	ND	8.6
Chloroethane	ND	8.6
Trichlorofluoromethane	ND	4.3
Acetone	ND	22
Freon 113	ND	4.3
1,1-Dichloroethene	ND	4.3
Methylene Chloride	ND	17
Carbon Disulfide	ND	4.3
MTBE	ND	4.3
trans-1,2-Dichloroethene	ND	4.3
Vinyl Acetate	ND	43
1,1-Dichloroethane	ND	4.3
2-Butanone	ND	8.6
cis-1,2-Dichloroethene	ND	4.3
2,2-Dichloropropane	ND	4.3
Chloroform	ND	4.3
Bromochloromethane	ND	4.3
1,1,1-Trichloroethane	ND	4.3
1,1-Dichloropropene	ND	4.3
Carbon Tetrachloride	ND	4.3
1,2-Dichloroethane	ND	4.3
Benzene	ND	4.3
Trichloroethene	ND	4.3
1,2-Dichloropropane	ND	4.3
Bromodichloromethane	ND	4.3
Dibromomethane	ND	4.3
4-Methyl-2-Pentanone	ND	8.6
cis-1,3-Dichloropropene	ND	4.3
Toluene	ND	4.3
trans-1,3-Dichloropropene	ND	4.3
1,1,2-Trichloroethane	ND	4.3
2-Hexanone	ND	8.6
1,3-Dichloropropane	ND	4.3
Tetrachloroethene	ND	4.3

ND= Not Detected

RL= Reporting Limit

Purgeable Organics by GC/MS

Lab #:	187105	Location:	G.E. Caral
Client:	Clayton Group Services	Prep:	EPA 5030B
Project#:	STANDARD	Analysis:	EPA 8260B
Field ID:	SB-4	Diln Fac:	0.8621
Lab ID:	187105-003	Batch#:	113856
Matrix:	Soil	Sampled:	05/25/06
Units:	ug/Kg	Received:	05/26/06
Basis:	as received	Analyzed:	05/26/06

Analyte	Result	RL
Dibromochloromethane	ND	4.3
1,2-Dibromoethane	ND	4.3
Chlorobenzene	ND	4.3
1,1,1,2-Tetrachloroethane	ND	4.3
Ethylbenzene	ND	4.3
m,p-Xylenes	ND	4.3
o-Xylene	ND	4.3
Styrene	ND	4.3
Bromoform	ND	4.3
Isopropylbenzene	ND	4.3
1,1,2,2-Tetrachloroethane	ND	4.3
1,2,3-Trichloropropane	ND	4.3
Propylbenzene	ND	4.3
Bromobenzene	ND	4.3
1,3,5-Trimethylbenzene	ND	4.3
2-Chlorotoluene	ND	4.3
4-Chlorotoluene	ND	4.3
tert-Butylbenzene	ND	4.3
1,2,4-Trimethylbenzene	ND	4.3
sec-Butylbenzene	ND	4.3
para-Isopropyl Toluene	ND	4.3
1,3-Dichlorobenzene	ND	4.3
1,4-Dichlorobenzene	ND	4.3
n-Butylbenzene	ND	4.3
1,2-Dichlorobenzene	ND	4.3
1,2-Dibromo-3-Chloropropane	ND	4.3
1,2,4-Trichlorobenzene	ND	4.3
Hexachlorobutadiene	ND	4.3
Naphthalene	ND	4.3
1,2,3-Trichlorobenzene	ND	4.3

Surrogate	%REC	Limits
Dibromofluoromethane	117	79-120
1,2-Dichloroethane-d4	127	76-130
Toluene-d8	96	80-120
Bromofluorobenzene	109	80-126

ND= Not Detected

RL= Reporting Limit

Purgeable Organics by GC/MS

Lab #:	187105	Location:	G.E. Caral
Client:	Clayton Group Services	Prep:	EPA 5030B
Project#:	STANDARD	Analysis:	EPA 8260B
Field ID:	SB-5-1.5	Diln Fac:	0.9259
Lab ID:	187105-004	Batch#:	113856
Matrix:	Soil	Sampled:	05/25/06
Units:	ug/Kg	Received:	05/26/06
Basis:	as received	Analyzed:	05/26/06

Analyte	Result	RL
Freon 12	ND	9.3
Chloromethane	ND	9.3
Vinyl Chloride	ND	9.3
Bromomethane	ND	9.3
Chloroethane	ND	9.3
Trichlorofluoromethane	ND	4.6
Acetone	ND	23
Freon 113	ND	4.6
1,1-Dichloroethene	ND	4.6
Methylene Chloride	ND	19
Carbon Disulfide	ND	4.6
MTBE	ND	4.6
trans-1,2-Dichloroethene	ND	4.6
Vinyl Acetate	ND	46
1,1-Dichloroethane	ND	4.6
2-Butanone	ND	9.3
cis-1,2-Dichloroethene	29	4.6
2,2-Dichloropropane	ND	4.6
Chloroform	ND	4.6
Bromochloromethane	ND	4.6
1,1,1-Trichloroethane	ND	4.6
1,1-Dichloropropene	ND	4.6
Carbon Tetrachloride	ND	4.6
1,2-Dichloroethane	ND	4.6
Benzene	ND	4.6
Trichloroethene	25	4.6
1,2-Dichloropropane	ND	4.6
Bromodichloromethane	ND	4.6
Dibromomethane	ND	4.6
4-Methyl-2-Pentanone	ND	9.3
cis-1,3-Dichloropropene	ND	4.6
Toluene	ND	4.6
trans-1,3-Dichloropropene	ND	4.6
1,1,2-Trichloroethane	ND	4.6
2-Hexanone	ND	9.3
1,3-Dichloropropane	ND	4.6
Tetrachloroethene	ND	4.6

ND= Not Detected

RL= Reporting Limit

Purgeable Organics by GC/MS

Lab #:	187105	Location:	G.E. Caral
Client:	Clayton Group Services	Prep:	EPA 5030B
Project#:	STANDARD	Analysis:	EPA 8260B
Field ID:	SB-5-1.5	Diln Fac:	0.9259
Lab ID:	187105-004	Batch#:	113856
Matrix:	Soil	Sampled:	05/25/06
Units:	ug/Kg	Received:	05/26/06
Basis:	as received	Analyzed:	05/26/06

Analyte	Result	RL
Dibromochloromethane	ND	4.6
1,2-Dibromoethane	ND	4.6
Chlorobenzene	ND	4.6
1,1,1,2-Tetrachloroethane	ND	4.6
Ethylbenzene	ND	4.6
m,p-Xylenes	ND	4.6
o-Xylene	ND	4.6
Styrene	ND	4.6
Bromoform	ND	4.6
Isopropylbenzene	ND	4.6
1,1,2,2-Tetrachloroethane	ND	4.6
1,2,3-Trichloropropane	ND	4.6
Propylbenzene	ND	4.6
Bromobenzene	ND	4.6
1,3,5-Trimethylbenzene	ND	4.6
2-Chlorotoluene	ND	4.6
4-Chlorotoluene	ND	4.6
tert-Butylbenzene	ND	4.6
1,2,4-Trimethylbenzene	ND	4.6
sec-Butylbenzene	ND	4.6
para-Isopropyl Toluene	ND	4.6
1,3-Dichlorobenzene	ND	4.6
1,4-Dichlorobenzene	ND	4.6
n-Butylbenzene	ND	4.6
1,2-Dichlorobenzene	ND	4.6
1,2-Dibromo-3-Chloropropane	ND	4.6
1,2,4-Trichlorobenzene	ND	4.6
Hexachlorobutadiene	ND	4.6
Naphthalene	ND	4.6
1,2,3-Trichlorobenzene	ND	4.6

Surrogate	%REC	Limits
Dibromofluoromethane	115	79-120
1,2-Dichloroethane-d4	130	76-130
Toluene-d8	99	80-120
Bromofluorobenzene	106	80-126

ND= Not Detected

RL= Reporting Limit

Purgeable Organics by GC/MS

Lab #:	187105	Location:	G.E. Caral
Client:	Clayton Group Services	Prep:	EPA 5030B
Project#:	STANDARD	Analysis:	EPA 8260B
Field ID:	SB-6-1.5	Diln Fac:	0.9434
Lab ID:	187105-005	Batch#:	113856
Matrix:	Soil	Sampled:	05/25/06
Units:	ug/Kg	Received:	05/26/06
Basis:	as received	Analyzed:	05/26/06

Analyte	Result	RL
Freon 12	ND	9.4
Chloromethane	ND	9.4
Vinyl Chloride	ND	9.4
Bromomethane	ND	9.4
Chloroethane	ND	9.4
Trichlorofluoromethane	ND	4.7
Acetone	ND	24
Freon 113	ND	4.7
1,1-Dichloroethene	ND	4.7
Methylene Chloride	ND	19
Carbon Disulfide	ND	4.7
MTBE	ND	4.7
trans-1,2-Dichloroethene	ND	4.7
Vinyl Acetate	ND	47
1,1-Dichloroethane	ND	4.7
2-Butanone	ND	9.4
cis-1,2-Dichloroethene	8.6	4.7
2,2-Dichloropropane	ND	4.7
Chloroform	ND	4.7
Bromochloromethane	ND	4.7
1,1,1-Trichloroethane	ND	4.7
1,1-Dichloropropene	ND	4.7
Carbon Tetrachloride	ND	4.7
1,2-Dichloroethane	ND	4.7
Benzene	ND	4.7
Trichloroethene	6.2	4.7
1,2-Dichloropropane	ND	4.7
Bromodichloromethane	ND	4.7
Dibromomethane	ND	4.7
4-Methyl-2-Pentanone	ND	9.4
cis-1,3-Dichloropropene	ND	4.7
Toluene	ND	4.7
trans-1,3-Dichloropropene	ND	4.7
1,1,2-Trichloroethane	ND	4.7
2-Hexanone	ND	9.4
1,3-Dichloropropane	ND	4.7
Tetrachloroethene	ND	4.7

ND= Not Detected

RL= Reporting Limit

Purgeable Organics by GC/MS

Lab #:	187105	Location:	G.E. Caral
Client:	Clayton Group Services	Prep:	EPA 5030B
Project#:	STANDARD	Analysis:	EPA 8260B
Field ID:	SB-6-1.5	Diln Fac:	0.9434
Lab ID:	187105-005	Batch#:	113856
Matrix:	Soil	Sampled:	05/25/06
Units:	ug/Kg	Received:	05/26/06
Basis:	as received	Analyzed:	05/26/06

Analyte	Result	RL
Dibromochloromethane	ND	4.7
1,2-Dibromoethane	ND	4.7
Chlorobenzene	ND	4.7
1,1,1,2-Tetrachloroethane	ND	4.7
Ethylbenzene	ND	4.7
m,p-Xylenes	ND	4.7
o-Xylene	ND	4.7
Styrene	ND	4.7
Bromoform	ND	4.7
Isopropylbenzene	ND	4.7
1,1,2,2-Tetrachloroethane	ND	4.7
1,2,3-Trichloropropane	ND	4.7
Propylbenzene	ND	4.7
Bromobenzene	ND	4.7
1,3,5-Trimethylbenzene	ND	4.7
2-Chlorotoluene	ND	4.7
4-Chlorotoluene	ND	4.7
tert-Butylbenzene	ND	4.7
1,2,4-Trimethylbenzene	ND	4.7
sec-Butylbenzene	ND	4.7
para-Isopropyl Toluene	ND	4.7
1,3-Dichlorobenzene	ND	4.7
1,4-Dichlorobenzene	ND	4.7
n-Butylbenzene	ND	4.7
1,2-Dichlorobenzene	ND	4.7
1,2-Dibromo-3-Chloropropane	ND	4.7
1,2,4-Trichlorobenzene	ND	4.7
Hexachlorobutadiene	ND	4.7
Naphthalene	ND	4.7
1,2,3-Trichlorobenzene	ND	4.7

Surrogate	%REC	Limits
Dibromofluoromethane	108	79-120
1,2-Dichloroethane-d4	124	76-130
Toluene-d8	100	80-120
Bromofluorobenzene	106	80-126

ND= Not Detected

RL= Reporting Limit

Batch QC Report

Purgeable Organics by GC/MS			
Lab #:	187105	Location:	G.E. Caral
Client:	Clayton Group Services	Prep:	EPA 5030B
Project#:	STANDARD	Analysis:	EPA 8260B
Type:	LCS	Basis:	as received
Lab ID:	QC341691	Diln Fac:	1.000
Matrix:	Soil	Batch#:	113856
Units:	ug/Kg	Analyzed:	05/26/06

Analyte	Spiked	Result	%REC	Limits
1,1-Dichloroethene	25.00	21.51	86	79-132
Benzene	25.00	21.08	84	80-120
Trichloroethene	25.00	22.92	92	80-121
Toluene	25.00	21.76	87	80-120
Chlorobenzene	25.00	23.11	92	80-120

Surrogate	%REC	Limits
Dibromofluoromethane	98	79-120
1,2-Dichloroethane-d4	100	76-130
Toluene-d8	95	80-120
Bromofluorobenzene	98	80-126

Batch QC Report

Purgeable Organics by GC/MS			
Lab #:	187105	Location:	G.E. Caral
Client:	Clayton Group Services	Prep:	EPA 5030B
Project#:	STANDARD	Analysis:	EPA 8260B
Type:	BLANK	Basis:	as received
Lab ID:	QC341692	Diln Fac:	1.000
Matrix:	Soil	Batch#:	113856
Units:	ug/Kg	Analyzed:	05/26/06

Analyte	Result	RL
Freon 12	ND	10
Chloromethane	ND	10
Vinyl Chloride	ND	10
Bromomethane	ND	10
Chloroethane	ND	10
Trichlorofluoromethane	ND	5.0
Acetone	ND	25
Freon 113	ND	5.0
1,1-Dichloroethene	ND	5.0
Methylene Chloride	ND	20
Carbon Disulfide	ND	5.0
MTBE	ND	5.0
trans-1,2-Dichloroethene	ND	5.0
Vinyl Acetate	ND	50
1,1-Dichloroethane	ND	5.0
2-Butanone	ND	10
cis-1,2-Dichloroethene	ND	5.0
2,2-Dichloropropane	ND	5.0
Chloroform	ND	5.0
Bromochloromethane	ND	5.0
1,1,1-Trichloroethane	ND	5.0
1,1-Dichloropropene	ND	5.0
Carbon Tetrachloride	ND	5.0
1,2-Dichloroethane	ND	5.0
Benzene	ND	5.0
Trichloroethene	ND	5.0
1,2-Dichloropropane	ND	5.0
Bromodichloromethane	ND	5.0
Dibromomethane	ND	5.0
4-Methyl-2-Pentanone	ND	10
cis-1,3-Dichloropropene	ND	5.0
Toluene	ND	5.0
trans-1,3-Dichloropropene	ND	5.0
1,1,2-Trichloroethane	ND	5.0
2-Hexanone	ND	10
1,3-Dichloropropane	ND	5.0
Tetrachloroethene	ND	5.0

ND= Not Detected

RL= Reporting Limit

Batch QC Report

Purgeable Organics by GC/MS			
Lab #:	187105	Location:	G.E. Caral
Client:	Clayton Group Services	Prep:	EPA 5030B
Project#:	STANDARD	Analysis:	EPA 8260B
Type:	BLANK	Basis:	as received
Lab ID:	QC341692	Diln Fac:	1.000
Matrix:	Soil	Batch#:	113856
Units:	ug/Kg	Analyzed:	05/26/06

Analyte	Result	RL
Dibromochloromethane	ND	5.0
1,2-Dibromoethane	ND	5.0
Chlorobenzene	ND	5.0
1,1,1,2-Tetrachloroethane	ND	5.0
Ethylbenzene	ND	5.0
m,p-Xylenes	ND	5.0
o-Xylene	ND	5.0
Styrene	ND	5.0
Bromoform	ND	5.0
Isopropylbenzene	ND	5.0
1,1,2,2-Tetrachloroethane	ND	5.0
1,2,3-Trichloropropane	ND	5.0
Propylbenzene	ND	5.0
Bromobenzene	ND	5.0
1,3,5-Trimethylbenzene	ND	5.0
2-Chlorotoluene	ND	5.0
4-Chlorotoluene	ND	5.0
tert-Butylbenzene	ND	5.0
1,2,4-Trimethylbenzene	ND	5.0
sec-Butylbenzene	ND	5.0
para-Isopropyl Toluene	ND	5.0
1,3-Dichlorobenzene	ND	5.0
1,4-Dichlorobenzene	ND	5.0
n-Butylbenzene	ND	5.0
1,2-Dichlorobenzene	ND	5.0
1,2-Dibromo-3-Chloropropane	ND	5.0
1,2,4-Trichlorobenzene	ND	5.0
Hexachlorobutadiene	ND	5.0
Naphthalene	ND	5.0
1,2,3-Trichlorobenzene	ND	5.0

Surrogate	%REC	Limits
Dibromofluoromethane	99	79-120
1,2-Dichloroethane-d4	102	76-130
Toluene-d8	96	80-120
Bromofluorobenzene	104	80-126

ND= Not Detected

RL= Reporting Limit

Batch QC Report

Purgeable Organics by GC/MS			
Lab #:	187105	Location:	G.E. Caral
Client:	Clayton Group Services	Prep:	EPA 5030B
Project#:	STANDARD	Analysis:	EPA 8260B
Field ID:	ZZZZZZZZZZ	Diln Fac:	1.000
MSS Lab ID:	187059-006	Batch#:	113856
Matrix:	Soil	Sampled:	05/25/06
Units:	ug/Kg	Received:	05/25/06
Basis:	as received	Analyzed:	05/26/06

Type: MS Lab ID: QC341746

Analyte	MSS Result	Spiked	Result	%REC	Limits
1,1-Dichloroethene	<0.6989	25.00	32.05	128	72-135
Benzene	<0.5765	25.00	23.99	96	67-120
Trichloroethene	<0.5398	25.00	28.16	113	65-131
Toluene	<0.4705	25.00	24.53	98	62-120
Chlorobenzene	<0.5794	25.00	23.14	93	59-120

Surrogate	%REC	Limits
Dibromofluoromethane	109	79-120
1,2-Dichloroethane-d4	119	76-130
Toluene-d8	100	80-120
Bromofluorobenzene	100	80-126

Type: MSD Lab ID: QC341747

Analyte	Spiked	Result	%REC	Limits	RPD	Lim
1,1-Dichloroethene	25.00	33.42	134	72-135	4	22
Benzene	25.00	24.20	97	67-120	1	20
Trichloroethene	25.00	28.55	114	65-131	1	20
Toluene	25.00	24.77	99	62-120	1	20
Chlorobenzene	25.00	23.32	93	59-120	1	21

Surrogate	%REC	Limits
Dibromofluoromethane	111	79-120
1,2-Dichloroethane-d4	118	76-130
Toluene-d8	99	80-120
Bromofluorobenzene	101	80-126

RPD= Relative Percent Difference

Polychlorinated Biphenyls (PCBs)

Lab #:	187105	Location:	G.E. Caral
Client:	Clayton Group Services	Prep:	EPA 3550B
Project#:	STANDARD	Analysis:	EPA 8082
Matrix:	Soil	Batch#:	114010
Units:	ug/Kg	Sampled:	05/25/06
Basis:	as received	Received:	05/26/06
Diln Fac:	1.000	Prepared:	06/01/06

Field ID: SB-13-1.0	Analyzed: 06/03/06
Type: SAMPLE	Cleanup Method: EPA 3665A
Lab ID: 187105-006	

Analyte	Result	RL
Aroclor-1016	ND	12
Aroclor-1221	ND	24
Aroclor-1232	ND	12
Aroclor-1242	ND	12
Aroclor-1248	ND	12
Aroclor-1254	ND	12
Aroclor-1260	ND	12

Surrogate	%REC	Limits
TCMX	107	61-140
Decachlorobiphenyl	104	50-155

Field ID: SB-14-1.0	Analyzed: 06/03/06
Type: SAMPLE	Cleanup Method: EPA 3665A
Lab ID: 187105-007	

Analyte	Result	RL
Aroclor-1016	ND	12
Aroclor-1221	ND	24
Aroclor-1232	ND	12
Aroclor-1242	ND	12
Aroclor-1248	ND	12
Aroclor-1254	ND	12
Aroclor-1260	ND	12

Surrogate	%REC	Limits
TCMX	65	61-140
Decachlorobiphenyl	84	50-155

Field ID: SB-15-1.0	Analyzed: 06/03/06
Type: SAMPLE	Cleanup Method: EPA 3665A
Lab ID: 187105-008	

Analyte	Result	RL
Aroclor-1016	ND	12
Aroclor-1221	ND	24
Aroclor-1232	ND	12
Aroclor-1242	ND	12
Aroclor-1248	ND	12
Aroclor-1254	ND	12
Aroclor-1260	36	12

Surrogate	%REC	Limits
TCMX	112	61-140
Decachlorobiphenyl	103	50-155

ND= Not Detected
 RL= Reporting Limit

Polychlorinated Biphenyls (PCBs)

Lab #:	187105	Location:	G.E. Caral
Client:	Clayton Group Services	Prep:	EPA 3550B
Project#:	STANDARD	Analysis:	EPA 8082
Matrix:	Soil	Batch#:	114010
Units:	ug/Kg	Sampled:	05/25/06
Basis:	as received	Received:	05/26/06
Diln Fac:	1.000	Prepared:	06/01/06

Field ID: SB-16-1.0 Analyzed: 06/03/06
 Type: SAMPLE Cleanup Method: EPA 3665A
 Lab ID: 187105-009

Analyte	Result	RL
Aroclor-1016	ND	12
Aroclor-1221	ND	24
Aroclor-1232	ND	12
Aroclor-1242	ND	12
Aroclor-1248	ND	12
Aroclor-1254	ND	12
Aroclor-1260	ND	12

Surrogate	%REC	Limits
TCMX	122	61-140
Decachlorobiphenyl	92	50-155

Field ID: SB-17-1.5 Analyzed: 06/03/06
 Type: SAMPLE Cleanup Method: EPA 3665A
 Lab ID: 187105-010

Analyte	Result	RL
Aroclor-1016	ND	12
Aroclor-1221	ND	24
Aroclor-1232	ND	12
Aroclor-1242	ND	12
Aroclor-1248	ND	12
Aroclor-1254	ND	12
Aroclor-1260	ND	12

Surrogate	%REC	Limits
TCMX	100	61-140
Decachlorobiphenyl	99	50-155

Type: BLANK Analyzed: 06/02/06
 Lab ID: QC342299 Cleanup Method: EPA 3665A

Analyte	Result	RL
Aroclor-1016	ND	12
Aroclor-1221	ND	24
Aroclor-1232	ND	12
Aroclor-1242	ND	12
Aroclor-1248	ND	12
Aroclor-1254	ND	12
Aroclor-1260	ND	12

Surrogate	%REC	Limits
TCMX	113	61-140
Decachlorobiphenyl	102	50-155

ND= Not Detected
 RL= Reporting Limit

Batch QC Report

Polychlorinated Biphenyls (PCBs)			
Lab #:	187105	Location:	G.E. Caral
Client:	Clayton Group Services	Prep:	EPA 3550B
Project#:	STANDARD	Analysis:	EPA 8082
Type:	LCS	Diln Fac:	1.000
Lab ID:	QC342300	Batch#:	114010
Matrix:	Soil	Prepared:	06/01/06
Units:	ug/Kg	Analyzed:	06/02/06
Basis:	as received		

Cleanup Method: EPA 3665A

Analyte	Spiked	Result	%REC	Limits
Aroclor-1016	167.6	177.9	106	68-146
Aroclor-1260	167.6	172.6	103	70-152

Surrogate	%REC	Limits
TCMX	114	61-140
Decachlorobiphenyl	103	50-155

Batch QC Report

Polychlorinated Biphenyls (PCBs)			
Lab #:	187105	Location:	G.E. Caral
Client:	Clayton Group Services	Prep:	EPA 3550B
Project#:	STANDARD	Analysis:	EPA 8082
Field ID:	ZZZZZZZZZZ	Batch#:	114010
MSS Lab ID:	186967-053	Sampled:	05/19/06
Matrix:	Soil	Received:	05/22/06
Units:	ug/Kg	Prepared:	06/01/06
Basis:	as received	Analyzed:	06/05/06
Diln Fac:	1.000		

Type: MS
 Lab ID: QC342301

Cleanup Method: EPA 3665A

Analyte	MSS Result	Spiked	Result	%REC	Limits
Aroclor-1016	<5.045	169.4	428.3	253 *	56-159
Aroclor-1260	<4.848	169.4	172.7	102	46-173

Surrogate	%REC	Limits
TCMX	68	61-140
Decachlorobiphenyl	311 *	50-155

Type: MSD
 Lab ID: QC342302

Cleanup Method: EPA 3665A

Analyte	Spiked	Result	%REC	Limits	RPD	Lim
Aroclor-1016	169.1	439.0	260 *	56-159	3	31
Aroclor-1260	169.1	171.9	102	46-173	0	38

Surrogate	%REC	Limits
TCMX	78	61-140
Decachlorobiphenyl	246 *	50-155

*= Value outside of QC limits; see narrative

RPD= Relative Percent Difference

California Title 26 Metals

Lab #:	187105	Project#:	STANDARD
Client:	Clayton Group Services	Location:	G.E. Caral
Field ID:	SB-1-1.0	Basis:	as received
Lab ID:	187105-001	Diln Fac:	1.000
Matrix:	Soil	Sampled:	05/25/06
Units:	mg/Kg	Received:	05/26/06

Analyte	Result	RL	Batch#	Prepared	Analyzed	Prep	Analysis
Antimony	ND	3.0	114025	06/01/06	06/01/06	EPA 3050B	EPA 6010B
Arsenic	2.0	0.25	114025	06/01/06	06/01/06	EPA 3050B	EPA 6010B
Barium	74	0.50	114025	06/01/06	06/01/06	EPA 3050B	EPA 6010B
Beryllium	0.65	0.10	114025	06/01/06	06/01/06	EPA 3050B	EPA 6010B
Cadmium	ND	0.25	114025	06/01/06	06/01/06	EPA 3050B	EPA 6010B
Chromium	26	0.50	114025	06/01/06	06/01/06	EPA 3050B	EPA 6010B
Cobalt	5.8	1.0	114025	06/01/06	06/01/06	EPA 3050B	EPA 6010B
Copper	4.3	0.50	114025	06/01/06	06/01/06	EPA 3050B	EPA 6010B
Lead	3.8	0.15	114025	06/01/06	06/01/06	EPA 3050B	EPA 6010B
Mercury	0.021	0.020	113963	05/31/06	05/31/06	METHOD	EPA 7471A
Molybdenum	ND	1.0	114025	06/01/06	06/01/06	EPA 3050B	EPA 6010B
Nickel	21	1.0	114025	06/01/06	06/01/06	EPA 3050B	EPA 6010B
Selenium	ND	0.25	114025	06/01/06	06/01/06	EPA 3050B	EPA 6010B
Silver	ND	0.25	114025	06/01/06	06/01/06	EPA 3050B	EPA 6010B
Thallium	ND	0.25	114025	06/01/06	06/01/06	EPA 3050B	EPA 6010B
Vanadium	25	0.50	114025	06/01/06	06/01/06	EPA 3050B	EPA 6010B
Zinc	13	1.0	114025	06/01/06	06/01/06	EPA 3050B	EPA 6010B

ND= Not Detected
 RL= Reporting Limit

California Title 26 Metals

Lab #:	187105	Project#:	STANDARD
Client:	Clayton Group Services	Location:	G.E. Caral
Field ID:	SB-3-1.0	Basis:	as received
Lab ID:	187105-002	Diln Fac:	1.000
Matrix:	Soil	Sampled:	05/25/06
Units:	mg/Kg	Received:	05/26/06

Analyte	Result	RL	Batch#	Prepared	Analyzed	Prep	Analysis
Antimony	ND	3.0	114025	06/01/06	06/01/06	EPA 3050B	EPA 6010B
Arsenic	13	0.25	114025	06/01/06	06/01/06	EPA 3050B	EPA 6010B
Barium	190	0.50	114025	06/01/06	06/01/06	EPA 3050B	EPA 6010B
Beryllium	0.48	0.10	114025	06/01/06	06/01/06	EPA 3050B	EPA 6010B
Cadmium	ND	0.25	114025	06/01/06	06/01/06	EPA 3050B	EPA 6010B
Chromium	22	0.50	114025	06/01/06	06/01/06	EPA 3050B	EPA 6010B
Cobalt	5.8	1.0	114025	06/01/06	06/01/06	EPA 3050B	EPA 6010B
Copper	43	0.50	114025	06/01/06	06/01/06	EPA 3050B	EPA 6010B
Lead	110	0.15	114025	06/01/06	06/01/06	EPA 3050B	EPA 6010B
Mercury	0.44	0.020	113963	05/31/06	05/31/06	METHOD	EPA 7471A
Molybdenum	2.7	1.0	114025	06/01/06	06/01/06	EPA 3050B	EPA 6010B
Nickel	21	1.0	114025	06/01/06	06/01/06	EPA 3050B	EPA 6010B
Selenium	ND	0.25	114025	06/01/06	06/01/06	EPA 3050B	EPA 6010B
Silver	ND	0.25	114025	06/01/06	06/01/06	EPA 3050B	EPA 6010B
Thallium	ND	0.25	114025	06/01/06	06/01/06	EPA 3050B	EPA 6010B
Vanadium	23	0.50	114025	06/01/06	06/01/06	EPA 3050B	EPA 6010B
Zinc	130	1.0	114025	06/01/06	06/01/06	EPA 3050B	EPA 6010B

ND= Not Detected
 RL= Reporting Limit

California Title 26 Metals

Lab #:	187105	Project#:	STANDARD
Client:	Clayton Group Services	Location:	G.E. Caral
Field ID:	SB-4	Basis:	as received
Lab ID:	187105-003	Diln Fac:	1.000
Matrix:	Soil	Sampled:	05/25/06
Units:	mg/Kg	Received:	05/26/06

Analyte	Result	RL	Batch#	Prepared	Analyzed	Prep	Analysis
Antimony	ND	3.0	114025	06/01/06	06/01/06	EPA 3050B	EPA 6010B
Arsenic	2.9	0.27	114025	06/01/06	06/01/06	EPA 3050B	EPA 6010B
Barium	53	0.50	114025	06/01/06	06/01/06	EPA 3050B	EPA 6010B
Beryllium	0.65	0.11	114025	06/01/06	06/01/06	EPA 3050B	EPA 6010B
Cadmium	ND	0.27	114025	06/01/06	06/01/06	EPA 3050B	EPA 6010B
Chromium	42	0.50	114025	06/01/06	06/01/06	EPA 3050B	EPA 6010B
Cobalt	8.1	1.0	114025	06/01/06	06/01/06	EPA 3050B	EPA 6010B
Copper	8.9	0.50	114025	06/01/06	06/01/06	EPA 3050B	EPA 6010B
Lead	5.0	0.16	114025	06/01/06	06/01/06	EPA 3050B	EPA 6010B
Mercury	ND	0.020	113963	05/31/06	05/31/06	METHOD	EPA 7471A
Molybdenum	ND	1.0	114025	06/01/06	06/01/06	EPA 3050B	EPA 6010B
Nickel	32	1.0	114025	06/01/06	06/01/06	EPA 3050B	EPA 6010B
Selenium	ND	0.27	114025	06/01/06	06/01/06	EPA 3050B	EPA 6010B
Silver	ND	0.27	114025	06/01/06	06/01/06	EPA 3050B	EPA 6010B
Thallium	ND	0.27	114025	06/01/06	06/01/06	EPA 3050B	EPA 6010B
Vanadium	31	0.50	114025	06/01/06	06/01/06	EPA 3050B	EPA 6010B
Zinc	21	1.1	114025	06/01/06	06/01/06	EPA 3050B	EPA 6010B

ND= Not Detected
 RL= Reporting Limit

California Title 26 Metals

Lab #:	187105	Project#:	STANDARD
Client:	Clayton Group Services	Location:	G.E. Caral
Field ID:	SB-5-1.5	Basis:	as received
Lab ID:	187105-004	Diln Fac:	1.000
Matrix:	Soil	Sampled:	05/25/06
Units:	mg/Kg	Received:	05/26/06

Analyte	Result	RL	Batch#	Prepared	Analyzed	Prep	Analysis
Antimony	ND	3.0	114025	06/01/06	06/01/06	EPA 3050B	EPA 6010B
Arsenic	2.9	0.25	114025	06/01/06	06/01/06	EPA 3050B	EPA 6010B
Barium	69	0.50	114025	06/01/06	06/01/06	EPA 3050B	EPA 6010B
Beryllium	0.66	0.10	114025	06/01/06	06/01/06	EPA 3050B	EPA 6010B
Cadmium	ND	0.25	114025	06/01/06	06/01/06	EPA 3050B	EPA 6010B
Chromium	33	0.50	114025	06/01/06	06/01/06	EPA 3050B	EPA 6010B
Cobalt	7.5	1.0	114025	06/01/06	06/01/06	EPA 3050B	EPA 6010B
Copper	4.5	0.50	114025	06/01/06	06/01/06	EPA 3050B	EPA 6010B
Lead	5.4	0.15	114025	06/01/06	06/01/06	EPA 3050B	EPA 6010B
Mercury	0.035	0.021	113963	05/31/06	05/31/06	METHOD	EPA 7471A
Molybdenum	ND	1.0	114025	06/01/06	06/01/06	EPA 3050B	EPA 6010B
Nickel	51	1.0	114025	06/01/06	06/01/06	EPA 3050B	EPA 6010B
Selenium	ND	0.25	114025	06/01/06	06/01/06	EPA 3050B	EPA 6010B
Silver	ND	0.25	114025	06/01/06	06/01/06	EPA 3050B	EPA 6010B
Thallium	ND	0.25	114025	06/01/06	06/01/06	EPA 3050B	EPA 6010B
Vanadium	31	0.50	114025	06/01/06	06/01/06	EPA 3050B	EPA 6010B
Zinc	13	1.0	114025	06/01/06	06/01/06	EPA 3050B	EPA 6010B

ND= Not Detected
 RL= Reporting Limit

California Title 26 Metals

Lab #:	187105	Project#:	STANDARD
Client:	Clayton Group Services	Location:	G.E. Caral
Field ID:	SB-6-1.5	Basis:	as received
Lab ID:	187105-005	Diln Fac:	1.000
Matrix:	Soil	Sampled:	05/25/06
Units:	mg/Kg	Received:	05/26/06

Analyte	Result	RL	Batch#	Prepared	Analyzed	Prep	Analysis
Antimony	ND	3.0	114025	06/01/06	06/01/06	EPA 3050B	EPA 6010B
Arsenic	2.2	0.25	114025	06/01/06	06/01/06	EPA 3050B	EPA 6010B
Barium	85	0.50	114025	06/01/06	06/01/06	EPA 3050B	EPA 6010B
Beryllium	0.47	0.10	114025	06/01/06	06/01/06	EPA 3050B	EPA 6010B
Cadmium	ND	0.25	114025	06/01/06	06/01/06	EPA 3050B	EPA 6010B
Chromium	38	0.50	114025	06/01/06	06/01/06	EPA 3050B	EPA 6010B
Cobalt	8.6	1.0	114025	06/01/06	06/01/06	EPA 3050B	EPA 6010B
Copper	10	0.50	114025	06/01/06	06/01/06	EPA 3050B	EPA 6010B
Lead	4.6	0.15	114025	06/01/06	06/01/06	EPA 3050B	EPA 6010B
Mercury	0.039	0.021	113963	05/31/06	05/31/06	METHOD	EPA 7471A
Molybdenum	ND	1.0	114025	06/01/06	06/01/06	EPA 3050B	EPA 6010B
Nickel	41	1.0	114025	06/01/06	06/01/06	EPA 3050B	EPA 6010B
Selenium	ND	0.25	114025	06/01/06	06/01/06	EPA 3050B	EPA 6010B
Silver	ND	0.25	114025	06/01/06	06/01/06	EPA 3050B	EPA 6010B
Thallium	ND	0.25	114025	06/01/06	06/01/06	EPA 3050B	EPA 6010B
Vanadium	26	0.50	114025	06/01/06	06/01/06	EPA 3050B	EPA 6010B
Zinc	16	1.0	114025	06/01/06	06/01/06	EPA 3050B	EPA 6010B

ND= Not Detected
 RL= Reporting Limit

California Title 26 Metals

Lab #:	187105	Project#:	STANDARD
Client:	Clayton Group Services	Location:	G.E. Caral
Field ID:	SB-13-1.0	Basis:	as received
Lab ID:	187105-006	Sampled:	05/25/06
Matrix:	Soil	Received:	05/26/06
Units:	mg/Kg		

Analyte	Result	RL	Diln	Fac	Batch#	Prepared	Analyzed	Prep	Analysis
Antimony	ND	3.0	1.000		114025	06/01/06	06/01/06	EPA 3050B	EPA 6010B
Arsenic	4.6	0.25	1.000		114025	06/01/06	06/01/06	EPA 3050B	EPA 6010B
Barium	370	0.50	1.000		114025	06/01/06	06/01/06	EPA 3050B	EPA 6010B
Beryllium	0.43	0.10	1.000		114025	06/01/06	06/01/06	EPA 3050B	EPA 6010B
Cadmium	ND	0.25	1.000		114025	06/01/06	06/01/06	EPA 3050B	EPA 6010B
Chromium	18	0.50	1.000		114025	06/01/06	06/01/06	EPA 3050B	EPA 6010B
Cobalt	9.8	1.0	1.000		114025	06/01/06	06/01/06	EPA 3050B	EPA 6010B
Copper	37	0.50	1.000		114025	06/01/06	06/01/06	EPA 3050B	EPA 6010B
Lead	100	0.15	1.000		114025	06/01/06	06/01/06	EPA 3050B	EPA 6010B
Mercury	1.3	0.042	2.000		113963	05/31/06	05/31/06	METHOD	EPA 7471A
Molybdenum	ND	1.0	1.000		114025	06/01/06	06/01/06	EPA 3050B	EPA 6010B
Nickel	17	1.0	1.000		114025	06/01/06	06/01/06	EPA 3050B	EPA 6010B
Selenium	1.2	0.25	1.000		114025	06/01/06	06/01/06	EPA 3050B	EPA 6010B
Silver	ND	0.25	1.000		114025	06/01/06	06/01/06	EPA 3050B	EPA 6010B
Thallium	ND	0.25	1.000		114025	06/01/06	06/01/06	EPA 3050B	EPA 6010B
Vanadium	24	0.50	1.000		114025	06/01/06	06/01/06	EPA 3050B	EPA 6010B
Zinc	170	1.0	1.000		114025	06/01/06	06/01/06	EPA 3050B	EPA 6010B

ND= Not Detected
 RL= Reporting Limit

California Title 26 Metals

Lab #:	187105	Project#:	STANDARD
Client:	Clayton Group Services	Location:	G.E. Caral
Field ID:	SB-14-1.0	Basis:	as received
Lab ID:	187105-007	Sampled:	05/25/06
Matrix:	Soil	Received:	05/26/06
Units:	mg/Kg		

Analyte	Result	RL	Diln Fac	Batch#	Prepared	Analyzed	Prep	Analysis
Antimony	8.3	3.0	1.000	114025	06/01/06	06/01/06	EPA 3050B	EPA 6010B
Arsenic	3.9	0.25	1.000	114025	06/01/06	06/01/06	EPA 3050B	EPA 6010B
Barium	160	0.50	1.000	114025	06/01/06	06/01/06	EPA 3050B	EPA 6010B
Beryllium	0.39	0.10	1.000	114025	06/01/06	06/01/06	EPA 3050B	EPA 6010B
Cadmium	1.2	0.25	1.000	114025	06/01/06	06/01/06	EPA 3050B	EPA 6010B
Chromium	59	0.50	1.000	114025	06/01/06	06/01/06	EPA 3050B	EPA 6010B
Cobalt	14	1.0	1.000	114025	06/01/06	06/01/06	EPA 3050B	EPA 6010B
Copper	120	0.50	1.000	114025	06/01/06	06/01/06	EPA 3050B	EPA 6010B
Lead	720	0.84	10.00	114025	06/01/06	06/01/06	EPA 3050B	EPA 6010B
Mercury	0.19	0.021	1.000	113963	05/31/06	05/31/06	METHOD	EPA 7471A
Molybdenum	5.9	1.0	1.000	114025	06/01/06	06/01/06	EPA 3050B	EPA 6010B
Nickel	29	1.0	1.000	114025	06/01/06	06/01/06	EPA 3050B	EPA 6010B
Selenium	0.27	0.25	1.000	114025	06/01/06	06/01/06	EPA 3050B	EPA 6010B
Silver	5.2	0.25	1.000	114025	06/01/06	06/01/06	EPA 3050B	EPA 6010B
Thallium	ND	0.25	1.000	114025	06/01/06	06/01/06	EPA 3050B	EPA 6010B
Vanadium	23	0.50	1.000	114025	06/01/06	06/01/06	EPA 3050B	EPA 6010B
Zinc	210	1.0	1.000	114025	06/01/06	06/01/06	EPA 3050B	EPA 6010B

ND= Not Detected
 RL= Reporting Limit

California Title 26 Metals

Lab #:	187105	Project#:	STANDARD
Client:	Clayton Group Services	Location:	G.E. Caral
Field ID:	SB-15-1.0	Basis:	as received
Lab ID:	187105-008	Diln Fac:	1.000
Matrix:	Soil	Sampled:	05/25/06
Units:	mg/Kg	Received:	05/26/06

Analyte	Result	RL	Batch#	Prepared	Analyzed	Prep	Analysis
Antimony	ND	3.0	114025	06/01/06	06/01/06	EPA 3050B	EPA 6010B
Arsenic	3.2	0.25	114025	06/01/06	06/01/06	EPA 3050B	EPA 6010B
Barium	140	0.50	114025	06/01/06	06/01/06	EPA 3050B	EPA 6010B
Beryllium	0.46	0.10	114025	06/01/06	06/01/06	EPA 3050B	EPA 6010B
Cadmium	0.30	0.25	114025	06/01/06	06/01/06	EPA 3050B	EPA 6010B
Chromium	22	0.50	114025	06/01/06	06/01/06	EPA 3050B	EPA 6010B
Cobalt	7.6	1.0	114025	06/01/06	06/01/06	EPA 3050B	EPA 6010B
Copper	78	0.50	114025	06/01/06	06/01/06	EPA 3050B	EPA 6010B
Lead	210	0.15	114025	06/01/06	06/01/06	EPA 3050B	EPA 6010B
Mercury	0.16	0.021	113963	05/31/06	05/31/06	METHOD	EPA 7471A
Molybdenum	ND	1.0	114025	06/01/06	06/01/06	EPA 3050B	EPA 6010B
Nickel	20	1.0	114025	06/01/06	06/01/06	EPA 3050B	EPA 6010B
Selenium	ND	0.25	114025	06/01/06	06/01/06	EPA 3050B	EPA 6010B
Silver	0.66	0.25	114025	06/01/06	06/01/06	EPA 3050B	EPA 6010B
Thallium	ND	0.25	114025	06/01/06	06/01/06	EPA 3050B	EPA 6010B
Vanadium	26	0.50	114025	06/01/06	06/01/06	EPA 3050B	EPA 6010B
Zinc	97	1.0	114025	06/01/06	06/01/06	EPA 3050B	EPA 6010B

ND= Not Detected
 RL= Reporting Limit

California Title 26 Metals

Lab #:	187105	Project#:	STANDARD
Client:	Clayton Group Services	Location:	G.E. Caral
Field ID:	SB-16-1.0	Basis:	as received
Lab ID:	187105-009	Diln Fac:	1.000
Matrix:	Soil	Sampled:	05/25/06
Units:	mg/Kg	Received:	05/26/06

Analyte	Result	RL	Batch#	Prepared	Analyzed	Prep	Analysis
Antimony	ND	3.0	114025	06/01/06	06/01/06	EPA 3050B	EPA 6010B
Arsenic	2.9	0.25	114025	06/01/06	06/01/06	EPA 3050B	EPA 6010B
Barium	210	0.50	114025	06/01/06	06/01/06	EPA 3050B	EPA 6010B
Beryllium	0.53	0.10	114025	06/01/06	06/01/06	EPA 3050B	EPA 6010B
Cadmium	ND	0.25	114025	06/01/06	06/01/06	EPA 3050B	EPA 6010B
Chromium	15	0.50	114025	06/01/06	06/01/06	EPA 3050B	EPA 6010B
Cobalt	22	1.0	114025	06/01/06	06/01/06	EPA 3050B	EPA 6010B
Copper	13	0.50	114025	06/01/06	06/01/06	EPA 3050B	EPA 6010B
Lead	18	0.15	114025	06/01/06	06/01/06	EPA 3050B	EPA 6010B
Mercury	0.050	0.020	113963	05/31/06	05/31/06	METHOD	EPA 7471A
Molybdenum	ND	1.0	114025	06/01/06	06/01/06	EPA 3050B	EPA 6010B
Nickel	14	1.0	114025	06/01/06	06/01/06	EPA 3050B	EPA 6010B
Selenium	1.1	0.25	114025	06/01/06	06/01/06	EPA 3050B	EPA 6010B
Silver	ND	0.25	114025	06/01/06	06/01/06	EPA 3050B	EPA 6010B
Thallium	ND	0.25	114025	06/01/06	06/01/06	EPA 3050B	EPA 6010B
Vanadium	24	0.50	114025	06/01/06	06/01/06	EPA 3050B	EPA 6010B
Zinc	81	1.0	114025	06/01/06	06/01/06	EPA 3050B	EPA 6010B

ND= Not Detected
 RL= Reporting Limit

California Title 26 Metals

Lab #:	187105	Project#:	STANDARD
Client:	Clayton Group Services	Location:	G.E. Caral
Field ID:	SB-17-1.5	Basis:	as received
Lab ID:	187105-010	Diln Fac:	1.000
Matrix:	Soil	Sampled:	05/25/06
Units:	mg/Kg	Received:	05/26/06

Analyte	Result	RL	Batch#	Prepared	Analyzed	Prep	Analysis
Antimony	ND	3.0	114025	06/01/06	06/01/06	EPA 3050B	EPA 6010B
Arsenic	4.2	0.25	114025	06/01/06	06/01/06	EPA 3050B	EPA 6010B
Barium	180	0.50	114025	06/01/06	06/01/06	EPA 3050B	EPA 6010B
Beryllium	0.48	0.10	114025	06/01/06	06/01/06	EPA 3050B	EPA 6010B
Cadmium	0.65	0.25	114025	06/01/06	06/01/06	EPA 3050B	EPA 6010B
Chromium	13	0.50	114025	06/01/06	06/01/06	EPA 3050B	EPA 6010B
Cobalt	12	1.0	114025	06/01/06	06/01/06	EPA 3050B	EPA 6010B
Copper	44	0.50	114025	06/01/06	06/01/06	EPA 3050B	EPA 6010B
Lead	43	0.15	114025	06/01/06	06/01/06	EPA 3050B	EPA 6010B
Mercury	0.076	0.020	113963	05/31/06	05/31/06	METHOD	EPA 7471A
Molybdenum	ND	1.0	114025	06/01/06	06/01/06	EPA 3050B	EPA 6010B
Nickel	12	1.0	114025	06/01/06	06/01/06	EPA 3050B	EPA 6010B
Selenium	ND	0.25	114025	06/01/06	06/01/06	EPA 3050B	EPA 6010B
Silver	ND	0.25	114025	06/01/06	06/01/06	EPA 3050B	EPA 6010B
Thallium	ND	0.25	114025	06/01/06	06/01/06	EPA 3050B	EPA 6010B
Vanadium	22	0.50	114025	06/01/06	06/01/06	EPA 3050B	EPA 6010B
Zinc	290	1.0	114025	06/01/06	06/01/06	EPA 3050B	EPA 6010B

ND= Not Detected
 RL= Reporting Limit

Batch QC Report

California Title 26 Metals			
Lab #:	187105	Location:	G.E. Caral
Client:	Clayton Group Services	Prep:	METHOD
Project#:	STANDARD	Analysis:	EPA 7471A
Analyte:	Mercury	Basis:	as received
Type:	BLANK	Diln Fac:	1.000
Lab ID:	QC342118	Batch#:	113963
Matrix:	Soil	Prepared:	05/31/06
Units:	mg/Kg	Analyzed:	05/31/06

Result	RL
ND	0.020

ND= Not Detected
 RL= Reporting Limit

Batch QC Report

California Title 26 Metals			
Lab #:	187105	Location:	G.E. Caral
Client:	Clayton Group Services	Prep:	METHOD
Project#:	STANDARD	Analysis:	EPA 7471A
Analyte:	Mercury	Diln Fac:	1.000
Matrix:	Soil	Batch#:	113963
Units:	mg/Kg	Prepared:	05/31/06
Basis:	as received	Analyzed:	05/31/06

Type	Lab ID	Spiked	Result	%REC	Limits	RPD	Lim
BS	QC342119	0.5000	0.5260	105	80-120		
BSD	QC342120	0.5000	0.5330	107	80-120	1	20

RPD= Relative Percent Difference

Batch QC Report

California Title 26 Metals			
Lab #:	187105	Location:	G.E. Caral
Client:	Clayton Group Services	Prep:	METHOD
Project#:	STANDARD	Analysis:	EPA 7471A
Analyte:	Mercury	Diln Fac:	1.000
Field ID:	ZZZZZZZZZZ	Batch#:	113963
MSS Lab ID:	186955-001	Sampled:	05/16/06
Matrix:	Soil	Received:	05/19/06
Units:	mg/Kg	Prepared:	05/31/06
Basis:	as received	Analyzed:	05/31/06

Type	Lab ID	MSS Result	Spiked	Result	%REC	Limits	RPD	Lim
MS	QC342121	0.01337	0.4808	0.5298	107	54-154		
MSD	QC342122		0.4808	0.5212	106	54-154	2	28

RPD= Relative Percent Difference

Batch QC Report

California Title 26 Metals			
Lab #:	187105	Location:	G.E. Caral
Client:	Clayton Group Services	Prep:	EPA 3050B
Project#:	STANDARD	Analysis:	EPA 6010B
Type:	BLANK	Diln Fac:	1.000
Lab ID:	QC342368	Batch#:	114025
Matrix:	Soil	Prepared:	06/01/06
Units:	mg/Kg	Analyzed:	06/01/06
Basis:	as received		

Analyte	Result	RL
Antimony	ND	3.0
Arsenic	ND	0.25
Barium	ND	0.50
Beryllium	ND	0.10
Cadmium	ND	0.25
Chromium	ND	0.50
Cobalt	ND	1.0
Copper	ND	0.50
Lead	ND	0.15
Molybdenum	ND	1.0
Nickel	ND	1.0
Selenium	ND	0.25
Silver	ND	0.25
Thallium	ND	0.25
Vanadium	ND	0.50
Zinc	ND	1.0

ND= Not Detected

RL= Reporting Limit

Batch QC Report

California Title 26 Metals			
Lab #:	187105	Location:	G.E. Caral
Client:	Clayton Group Services	Prep:	EPA 3050B
Project#:	STANDARD	Analysis:	EPA 6010B
Matrix:	Soil	Batch#:	114025
Units:	mg/Kg	Prepared:	06/01/06
Basis:	as received	Analyzed:	06/01/06
Diln Fac:	1.000		

Type: BS Lab ID: QC342369

Analyte	Spiked	Result	%REC	Limits
Antimony	100.0	104.0	104	80-120
Arsenic	50.00	54.11	108	80-120
Barium	100.0	106.3	106	80-120
Beryllium	2.500	2.647	106	80-120
Cadmium	10.00	11.34	113	80-120
Chromium	100.0	105.9	106	80-120
Cobalt	25.00	26.10	104	80-120
Copper	12.50	13.22	106	80-120
Lead	100.0	110.8	111	80-120
Molybdenum	20.00	21.84	109	80-120
Nickel	25.00	26.48	106	80-120
Selenium	50.00	52.99	106	80-120
Silver	10.00	10.42	104	80-120
Thallium	50.00	53.25	106	80-120
Vanadium	25.00	26.25	105	80-120
Zinc	25.00	27.10	108	80-120

Type: BSD Lab ID: QC342370

Analyte	Spiked	Result	%REC	Limits	RPD	Lim
Antimony	100.0	105.7	106	80-120	2	20
Arsenic	50.00	53.88	108	80-120	0	20
Barium	100.0	105.3	105	80-120	1	20
Beryllium	2.500	2.622	105	80-120	1	20
Cadmium	10.00	11.41	114	80-120	1	20
Chromium	100.0	105.1	105	80-120	1	20
Cobalt	25.00	26.22	105	80-120	0	20
Copper	12.50	12.89	103	80-120	3	20
Lead	100.0	111.7	112	80-120	1	20
Molybdenum	20.00	21.91	110	80-120	0	20
Nickel	25.00	26.47	106	80-120	0	20
Selenium	50.00	52.51	105	80-120	1	20
Silver	10.00	10.43	104	80-120	0	20
Thallium	50.00	53.52	107	80-120	0	20
Vanadium	25.00	26.24	105	80-120	0	20
Zinc	25.00	26.85	107	80-120	1	20

Batch QC Report

California Title 26 Metals			
Lab #:	187105	Location:	G.E. Caral
Client:	Clayton Group Services	Prep:	EPA 3050B
Project#:	STANDARD	Analysis:	EPA 6010B
Field ID:	ZZZZZZZZZZ	Batch#:	114025
MSS Lab ID:	187159-001	Sampled:	05/31/06
Matrix:	Soil	Received:	05/31/06
Units:	mg/Kg	Prepared:	06/01/06
Basis:	as received	Analyzed:	06/01/06
Diln Fac:	1.000		

Type: MS Lab ID: QC342371

Analyte	MSS Result	Spiked	Result	%REC	Limits
Antimony	2.479	74.07	39.66	50	1-126
Arsenic	4.821	37.04	40.71	97	74-120
Barium	174.5	74.07	237.5	85	53-134
Beryllium	0.3954	1.852	2.241	100	78-120
Cadmium	<0.03849	7.407	7.594	103	71-120
Chromium	62.80	74.07	136.7	100	64-120
Cobalt	14.15	18.52	31.61	94	64-120
Copper	9.733	9.259	19.94	110	56-139
Lead	19.22	74.07	95.21	103	57-120
Molybdenum	0.1838	14.81	13.36	89	68-120
Nickel	59.42	18.52	77.67	99	48-132
Selenium	<0.1155	37.04	35.32	95	72-120
Silver	<0.04885	7.407	7.567	102	67-120
Thallium	<0.05044	37.04	34.50	93	69-120
Vanadium	42.26	18.52	61.62	105	55-134
Zinc	29.64	18.52	49.23	106	46-133

Type: MSD Lab ID: QC342372

Analyte	Spiked	Result	%REC	Limits	RPD	Lim
Antimony	68.97	38.74	53	1-126	5	21
Arsenic	34.48	39.89	102	74-120	4	20
Barium	68.97	234.8	87	53-134	1	20
Beryllium	1.724	2.178	103	78-120	3	20
Cadmium	6.897	7.080	103	71-120	0	20
Chromium	68.97	135.6	106	64-120	3	20
Cobalt	17.24	31.63	101	64-120	4	20
Copper	8.621	20.28	122	56-139	5	20
Lead	68.97	92.14	106	57-120	2	20
Molybdenum	13.79	12.97	93	68-120	4	20
Nickel	17.24	78.76	112	48-132	3	20
Selenium	34.48	32.81	95	72-120	0	20
Silver	6.897	7.313	106	67-120	4	20
Thallium	34.48	31.11	90	69-120	3	20
Vanadium	17.24	63.70	124	55-134	5	20
Zinc	17.24	48.71	111	46-133	2	20

RPD= Relative Percent Difference



CHAIN OF CUSTODY

Lab: C+T

TAT: Standard

Report results to:

Name Adnan Effandi
 Company Clayton Group Services
 Mailing Address 6920 Koll Center Parkway, Ste. 216
 City, State, Zip Pleasanton, California 94566
 Telephone No. (925) 426-2600
 Fax No. (925) 426-0106

Project Information

Project No. 33104-004583.03
 Name G.E Caral
 Location Albany

email: adnan.effandi@us.bureauveritas.com

Special instructions and/or specific regulatory requirements:

8015 - TPHD,G,MO with Silica Gel Cleanup

Analyses Requested

Sample Identification	Date Sampled	Time Sampled	Matrix/Media	No. of Conts.	Analyses Requested										Sample Condition/Comments	Preservative		
					8260 for VOCs	6000/7000 CAM 17 metals	8015 TPHD,G,MO w/ SILICA GE											
SB-1-10	25-May-06	0845	Soil	1	X	X	X											Ice
SB-2-10	25-May-06	1015	Soil	1	X	X	X											Ice
SB-3-10	25-May-06	1050	Soil	1	X	X	X											Ice
SB-4-	25-May-06	1015	Soil	1	X	X	X											Ice
SB-5-1.5	25-May-06	0945	Soil	1	X	X	X											Ice
SB-6-1.5	25-May-06	0915	Soil	1	X	X	X											Ice
				1														Ice
				1														Ice
				1														Ice
				1														Ice

Collected by: Adnan Effandi Date/Time 5/25/06 1400
 Relinquished by: Effandi Date/Time 5/26/06
 Relinquished by: SCOTT #283 Date/Time 5/26/06-1250
 Method of Shipment: _____

Collector's Signature: [Signature] Date/Time _____
 Received by: SCOTT #283 Date/Time 5/26-1135AM
 Received by: [Signature] Date/Time 5-26-06 12:50p
 Sample Condition on Rcpt: _____

[Handwritten signature]



APPENDIX D
NON-HAZARDOUS WASTE MANIFEST

Please print or type
(Form designed for use on elite (12-pitch) typewriter.)

NON-HAZARDOUS WASTE MANIFEST		1. Generator's US EPA ID No. N A R	Manifest Document No. 2 2 5 0 1	2. Page 1 of 1	4/27/2006
3. Generator's Name and Mailing Address GE HEALTHCARE 389 OYSTER POINT BLVD., SUITE 9 SOUTH SAN FRANCISCO, CA 94080		4. Generator's Phone (550) 822-7799		ATTN: RICHARD KINCK	
5. Transporter 1 Company Name NRC ENVIRONMENTAL SERVICES	6. US EPA ID Number C R D 0 0 0 0 0 1 1 0	A. Transporter's Phone (510) 749-1390			
7. Transporter 2 Company Name	8. US EPA ID Number	B. Transporter's Phone			
9. Designated Facility Name and Site Address CROSBY & OVERTON, INC. 1630 W. 17TH ST. LONG BEACH, CA 90813		10. US EPA ID Number C R D 0 0 0 0 0 1 1 0	C. Facility's Phone CAD028409019 (562) 432-8445		
11. Waste Shipping Name and Description			12. Containers No. Type	13. Total Quantity	14. Unit Wt/Val
a. NON-HAZARDOUS WASTE, SOLID (SOIL CUTTINGS)			002	02600	F
b.			.	.	.
c.			.	.	.
d.			.	.	.
D. Additional Descriptions for Materials Listed Above 11A) 51544 (6x50)(2x5) SITE: EE CARAL 578 CLEVELAND AVE. ALBANY, CA 94710			E. Handling Codes for Wastes Listed Above		
15. Special Handling Instructions and Additional Information USE APPROPRIATE PERSONAL PROTECTIVE EQUIPMENT 24-HR EMERGENCY CONTACT: NRC ENVIRONMENTAL (510) 749-1390 JOB#: 22259 PO#:					
16. GENERATOR'S CERTIFICATION: I certify the materials described above on this manifest are not subject to federal regulations for reporting proper disposal of Hazardous Waste.					
Printed/Typed Name Adnan Elbardi		Signature 		Month	Day Year
				01	27 06
17. Transporter 1 Acknowledgement of Receipt of Materials					
Printed/Typed Name LAI TONY		Signature 		Month	Day Year
				04	27 06
18. Transporter 2 Acknowledgement of Receipt of Materials					
Printed/Typed Name		Signature		Month	Day Year
				.	. .
19. Discrepancy Indication Space					
20. Facility Owner or Operator: Certification of receipt of waste materials covered by this manifest except as noted in Item 19.					
Printed/Typed Name		Signature		Month	Day Year
				.	. .

GENERATOR

TRANSPORTER

FACILITY