

5 October 2015

Mark Detterman, P.G., C.E.G.
Alameda County Health Agency
Department of Environmental Health
1131 Harbor Bay Parkway
Alameda, California 94502

Subject: Results of Soil and Groundwater Investigation
Schwabacher-Frey Site
5733 Peleadeau Street
Emeryville, California, 94608
(EKI A40028.01 T5)

Dear Mr. Detterman:

Erler & Kalinowski, Inc. (“EKI”) is pleased to submit this letter on behalf of our client, the City of Emeryville as the Successor Agency to the Emeryville Redevelopment Agency (“Successor Agency”), which summarizes the results of soil and groundwater investigations conducted in the vicinity of the Schwabacher-Frey site (the “Site”; see Figure 1). The Site is currently owned by Eric and Kenneth Schmier (“Owner”) and is currently occupied by Bayer Healthcare Pharmaceuticals. A former 2,000 gallon diesel underground storage tank (“UST”), located outside the southeast corner of the building, was removed in January 1987 (CHIPS, 1987). The Site UST was approximately 6.5 feet in diameter, and the bottom of the UST was located at a depth of approximately 8.5 feet below ground surface (“ft bgs”); the excavation hole was approximately 7 feet by 14 feet, and 11 feet in depth (CHIPS, 1987). Alameda County Department of Environmental Health (“ACDEH”) is providing regulatory oversight for the Site.

The results of investigations conducted at the Site are being shared with ACDEH in response to their request made during a meeting held on 6 March 2015 at the City of Emeryville’s offices between Michael Biddle (Successor Agency), Kenneth Schmier (Site Owner), Mark Detterman and Dilan Roe (ACDEH), and Earl James (EKI). ACDEH requested additional information at and downgradient of the former UST to determine if the Site can be closed under the State Water Resources Control Board’s (“SWRCB’s”) Low Threat UST Case Closure Policy (“LTCP”). This investigation report has been prepared on behalf of our client, the Successor Agency, as part of a larger investigation being conducted in the vicinity of the Site for other purposes. The Successor Agency has no ownership in the Site and holds no responsibility for the former Site UST. The Owner of the Site retains all liabilities regarding the Site UST.

DESCRIPTION OF INVESTIGATION ACTIVITIES

Soil and groundwater investigation activities at the Site occurred between 4 May 2015 and 13 May 2015 in accordance with the *Work Plan for Soil and Groundwater Investigations*, dated 14 April 2015 (EKI, 2015b). These activities were performed in conjunction with other groundwater investigation activities performed in the neighborhood in accordance with the Department of Toxic Substances (“DTSC”)-approved *Work Plan for Additional Groundwater Investigations* for the Site B Project Area, dated March 2015 (EKI, 2015a). Investigation activities are summarized below:

- Prior to the start of field investigation activities, EKI performed various pre-investigation Site preparatory activities, including: (a) Underground Services Alert (“USA”) notification, (b) subsurface utility clearance performed by Subdynamic Locating Services (“SLS”), a private utility locating company in San Jose, California, and (c) applying for a City of Emeryville Encroachment Permit and an Alameda County Public Works Agency (“ACPWA”) Water Resources Well Permit (Attachment 1).
- Investigation activities were conducted at 4 locations (P5, H-G, H-H, and H-I; see Figure 2). Location P5 targeted the approximate location of the former UST excavation area, which was likely located between the sidewalk and the southeast corner of the building based on historical maps (CHIPS, 1987). However, due to access limitations and subsurface conditions under the sidewalk, P5 was located in the street as close to the sidewalk as possible. The adjusted location of P5 was discussed with Mark Detterman of ACDEH via phone on 12 May 2015. H-G to H-I were located downgradient¹ of the former Site UST location.
- Groundwater and soil samples were collected by EKI with direct-push technology operated by Gregg Drilling & Testing, Inc. (“Gregg”) of Martinez, California. Grab groundwater samples were collected using a Hydropunch-type sampling technique, and soil samples were collected using a manual drive sampler. Gregg also performed Cone Penetrometer Testing (“CPT”) at all 4 locations, and Vironex, Inc. (“Vironex”), of Concord, California performed Membrane Interface Probe (“MIP”) testing services at 2 locations (H-G and H-H) using MIP tooling attached to, and advanced by, Gregg’s CPT system. CPT and/or MIP testing were performed prior to collecting soil and grab groundwater samples.
- EKI collected the following samples at each location:
 - 4 discrete soil samples from location P5 at depths between 3.5 and 14 ft bgs.
 - 18 grab groundwater samples from locations H-G, H-H, H-I, and P5 at depths ranging from 9 to 65 ft bgs. The shallowest grab groundwater sampling interval proposed in the Work Plan was 10 to 15 ft bgs. However, grab groundwater sampling intervals were selected based on depths where CPT data indicated potential permeable and water-bearing intervals or where MIP data indicated

¹ The direction of the shallow groundwater gradient in the vicinity of the Site is approximately west to west-southwest (EKI, 2012).

potentially high concentration of VOCs. A shallow grab groundwater sample from 9 to 14 feet bgs was attempted at P5; after waiting 7 hours, there was only approximately 200 milliliters of water available to perform the requested analyses². Observations during subsequent UST removal activities near location H-H in Horton Street noted that groundwater was not observed up to a depth of 9.5 ft bgs (EKI, 2015c).

Soil samples for volatile organic compounds (“VOC”) analysis were collected using EnCore® samplers in accordance with EPA Method 5035. Other soil and groundwater samples were collected in the appropriate laboratory-supplied containers and preserved as appropriate for the analyses to be performed. Samples were analyzed by K-Prime, Inc. (“K-Prime”), of Santa Rosa, California, a State of California certified analytical laboratory. Laboratory reports, including chain of custodies are included in Attachment 2.

- Sampling locations were surveyed by PLS Surveys, Inc. (“PLS”) of Oakland, California (Attachment 3). Investigation-derived wastes (“IDWs”) were containerized in Department of Transportation (“DOT”) approved 55-gallon drums and disposed of by the Successor Agency in accordance with applicable laws and regulations.
- During investigation activities at location H-H, a previously unknown UST (“Horton Street UST”) was encountered at approximately 5.5 ft bgs (Figure 1). The Horton Street UST likely contained diesel, based on chemical analysis of the tank contents. Activities related to the removal and off-Site disposal of the Horton Street UST and destruction of the adjacent monitoring well (MW-2) that appeared to be grouted, occurred between 15 June 2015 and 25 June 2015 under the oversight of Kevin Hom of ACDEH and Steve Miller of ACPWA (EKI, 2015c). Closure activities and confirmation soil sampling results for the Horton Street UST are summarized in the *Underground Storage Tank Closure Report*, dated 17 August 2015 (EKI, 2015c; see Attachment 4).

SUMMARY OF ANALYTICAL RESULTS

Groundwater and soil samples collected during the investigation were analyzed by K-Prime. Groundwater samples were selectively analyzed for volatile organic compounds (“VOCs”) plus methyl tert-butyl ether (“MTBE”), total petroleum hydrocarbons (“TPH”) as gasoline (“TPH-g”) and as diesel (“TPH-d”) with silica gel cleanup, dissolved Title 22 metals, and/or hexavalent chromium. Soil samples were analyzed for VOCs plus MTBE, TPH-g, TPH-d with silica gel cleanup, and percent moisture. Sample analytical results and analytical methods are summarized in Tables 1 and 2. Sample analytical results were compared to Regional Water Quality Control Board (“RWQCB”) Environmental Screening Levels (“ESLs”) for commercial/industrial land use, where groundwater is a current or potential drinking water resource, based on the groundwater ceiling or drinking water value (RWQCB, 2013).

² The TPH-d reporting limit was elevated for sample P5-9-14 because only 80 milliliters of water was available to conduct the TPH-d analysis.

Soil and grab groundwater analytical results are discussed below (see Tables 1 and 2):

Soil Sampling Results from Location P5

- **TPH:** Neither TPH-g nor TPH-d was detected in soil samples at concentrations greater than their respective laboratory reporting limits.
- **VOCs:** Tetrachloroethene (“PCE”) was detected in discrete soil sample P5-13.5-14 at 0.00192 milligrams per kilogram (“mg/kg”), below its RWQCB ESL of 0.7 mg/kg. Other VOCs were not detected above their respective laboratory reporting limits.

Grab Groundwater Sampling Results

- **TPH:** TPH-g was detected in grab groundwater sample H-G-18-22 and H-H-19-24 at concentrations of 490 micrograms per liter (“ug/L”) and 781 ug/L, respectively, above its RWQCB ESL of 100 ug/L. As indicated on the laboratory analytical report, these TPH-g detections did not resemble gasoline and were indicative of chlorinated VOCs (see Table 1). TPH-d was also detected in grab groundwater sample H-H-19-24 at 403 ug/L, above its RWQCB ESL of 100 ug/L. Location H-H is adjacent to the Horton Street UST that was encountered during investigation activities and subsequently removed (see Attachment 4).
- **VOCs:** Several VOCs, including trichloroethene (“TCE”), vinyl chloride, trans-1,2-dichloroethene (“trans-1,2-DCE”), cis-1,2-dichloroethene (“cis-1,2-DCE”), 1,1-dichloroethane (“1,1-DCA”), 1,2-dichloroethane (“1,2-DCA”) were detected in grab groundwater samples H-G-18-22, H-H-19-24, and H-I-22-26 at concentrations greater than their respective ESLs. In grab groundwater sample H-H-28-32, VOCs (including benzene and naphthalene) were detected at concentrations slightly above their respective RWQCB ESLs (see Table 2). Location H-H is adjacent to the former Horton Street UST that was encountered during investigation activities and subsequently removed (see Attachment 4).
- **Metals:** Three grab groundwater samples (H-G-18-22, H-H-19-24, and H-I-22-26) were analyzed for dissolved Title 22 metals, and two grab groundwater samples (P5-18-23 and P5-18-23-DUP) were also analyzed for hexavalent chromium. Cobalt was detected in grab groundwater samples H-G-18-22 and H-H-19-24 at concentrations of 4.95 ug/L and 17.4 ug/L, respectively, above its RWQCB ESL of 4.7 ug/L. Other dissolved metals were not detected above their respective laboratory reporting limits or were not detected above screening criteria.

CONCLUSIONS

The results of this investigation indicate the following:

- No significant residual contamination remains in soil after excavation of the former Site UST. TPH-g, TPH-d, and petroleum-related VOCs were not detected in shallow soil at location P5, which is adjacent to the former Site UST excavation area.
- No significant residual contamination remains in groundwater after excavation of the former Site UST. TPH-g representative of hydrocarbons, TPH-d, and petroleum-related VOCs were not detected at location P5 adjacent to the former Site UST or at downgradient locations H-G and H-I. TPH-d and petroleum-related VOC detections in groundwater at downgradient location H-H were due to the presence of the Horton Street UST (EKI, 2015c).
- The Site UST is not a source of the chlorinated VOCs observed in groundwater at the downgradient Former Marchant Whitney ("FMW") Site, located at 5679 Horton Street, based on the results of groundwater sampling conducted in the vicinity (see Attachment 5).


Please call if you have questions or wish to discuss this letter in further detail.

Very truly yours,

ERLER & KALINOWSKI, INC.



Earl D. James, P.G.
Vice President



Joy Su, P.E.
Project Manager

cc: Michael Guina, Successor Agency
Michael G. Biddle, Burke, Williams & Sorrensen, LLP
Kenneth Schmier, Schmier Industrial Properties

REFERENCES

CHIPS, 1987. *Field sampling and analysis at Schwabacher/Frey, 5733 Peladeau Street, Emeryville, California*, CHIPS Environmental Consultants, January, 1987.

EKI, 2015a. *Work Plan for Additional Groundwater Investigation, Site B Project Area, Emeryville, California*, Erler & Kalinowski, Inc., March 2015.

EKI, 2015b. *Work Plan for Soil and Groundwater Investigations, Schwabacher-Frey Site, 5733 Peladeau Street, Emeryville, California*, Erler & Kalinowski, Inc., April 2015.

EKI, 2015c. *Underground Storage Tank Closure Report, In Public Right-of-Way on Horton Street Adjacent to 5679 Horton Street, Emeryville, California*, Erler & Kalinowski, Inc., July 2015.

RWQCB, 2013. *Screening for Environmental Concerns at Sites with Contaminated Soil and Groundwater*, Interim Final, California Regional Water Quality Control Board, updated December 2013.

LIST OF TABLES

Table 1	Summary of Analytical Results for TPH and VOCs in Soil Samples
Table 2	Summary of Analytical Results for Grab Groundwater Samples

LIST OF FIGURES

Figure 1	Sampling Locations
----------	--------------------

LIST OF ATTACHMENTS

Attachment 1	Permits and CPT Logs
Attachment 2	Laboratory Analytical Reports Including Chain-of-Custody Records
Attachment 3	Survey Report
Attachment 4	<i>Underground Storage Tank Closure Report</i> (EKI, 2015c)
Attachment 5	Summary of Groundwater Analytical Results from the FMW Site

TABLE 1
Summary of Analytical Results for TPH and VOCs in Soil Samples
 Schwabacher-Frey Site, Emeryville, California

Sample ID	Sample Date	Sample Depth (ft bgs)	Analytical Results in mg/kg dry weight (a)(b)			
			TPH		VOCs	
			TPH-g	TPH-d	PCE	Other VOCs
P-5 Area						
P5-3.5-4	5/13/2015	3.5 - 4	<1.0	<10.0	<0.00130	ND
P5-8-8.5	5/13/2015	8 - 8.5	<1.0	<10.0	<0.00134	ND
P5-9.5-10	5/13/2015	9.5 - 10	<1.0	<10.0	<0.00137	ND
P5-13.5-14	5/13/2015	13.5 - 14	<1.0	<10.0	0.00192	ND
RWQCB ESL - Comm./Ind. (c)			4,000	1,100	0.7	na

Abbreviations

<10.0 = not detected at or above laboratory reporting limit
 ESL = environmental screening level
 ft bgs = feet below ground surface
 mg/kg = milligrams per kilogram
 na = not available or not applicable
 ND = not detected
 RWQCB = Regional Water Quality Control Board, San Francisco Bay region
 TPH-(g/d) = total petroleum hydrocarbons as (gasoline/diesel)
 VOCs = volatile organic compounds

Notes

- (a) Samples analyzed by K-Prime, Inc., Santa Rosa, CA using EPA Method 8015B for TPH-g and TPH-d (with silica gel cleanup), and EPA Method 8260 for VOCs.
- (b) **Bold** value indicates detected concentration exceeds one or more soil screening criteria.
- (c) Selected screening levels are based on RWQCB ESLs in Table A-2 for commercial/industrial land use where groundwater is a current or potential drinking resource at shallow (less than or equal to 3 meters bgs) elevations. Selected ESLs are based on either Protection of Human Health or Groundwater Protection.

References

RWQCB, 2013. *Screening for Environmental Concerns at Sites with Contaminated Soil and Groundwater*, Interim Final, California Regional Water Quality Control Board, updated December 2013.

TABLE 2
Summary of Analytical Results for Grab Groundwater Samples
 Schwabacher-Frey Site, Emeryville, California

Location ID	Sample ID	Sample Date	Sample Depth (ft bgs)	Analytical Results in ug/L (a)(b)(c)																																		
				TPH		VOCs																	Chromium (VI)	Dissolved Title 22 Metals														
				TPH-g	TPH-d	Vinyl Chloride	Freon 113	trans-1,2-DCE	cis-1,2-DCE	Benzene	1,1-DCA	1,2-DCA	Trichloroethene	Tetrachloroethene	Ethylbenzene	Xylenes-m,p	Xylenes-o	Isopropylbenzene	n-propylbenzene	1,3,5-TMB	1,2,4-TMB	sec-butylbenzene		n-butylbenzene	Naphthalene	Other VOCs	Barium	Cobalt	Copper	Molybdenum	Nickel	Vanadium	Zinc	Other Title 22 Metals				
H-G	H-G-18-22	5/5/2015	18 - 22	490 (AE, CO)	<51	16.5	10.9	92.9	165	<10.0	18.4	<10.0	1,440	<10.0	<10.0	<10.0	<10.0	<10.0	<10.0	<10.0	<10.0	<10.0	<10.0	<10.0	<10.0	<10.0	<10.0	<10.0	<10.0	<10.0	86.7	4.95	<1.0	12.4	11.1	1.22	13.0	ND
	H-G-36-40	5/5/2015	36 - 40	--	--	<0.5	<0.5	<0.5	<0.5	<0.5	<0.5	<0.5	0.82	<0.5	<0.5	<0.5	<0.5	<0.5	<0.5	<0.5	<0.5	<0.5	<0.5	<0.5	<0.5	<0.5	<0.5	<0.5	<0.5	--	--	--	--	--	--	--	--	--
	H-G-60-65	5/5/2015	60 - 65	--	--	<0.5	<0.5	<0.5	<0.5	<0.5	<0.5	<0.5	<0.5	<0.5	<0.5	<0.5	<0.5	<0.5	<0.5	<0.5	<0.5	<0.5	<0.5	<0.5	<0.5	<0.5	<0.5	<0.5	<0.5	--	--	--	--	--	--	--	--	--
	H-G-60-65-DUP	5/5/2015	60 - 65	--	--	<0.5	<0.5	<0.5	<0.5	<0.5	<0.5	<0.5	<0.5	<0.5	<0.5	<0.5	<0.5	<0.5	<0.5	<0.5	<0.5	<0.5	<0.5	<0.5	<0.5	<0.5	<0.5	<0.5	<0.5	--	--	--	--	--	--	--	--	--
H-H	H-H-19-24	5/5/2015	19 - 24	781 (AE,CO)	403	10.6	<10.0	123	185	<10.0	<10.0	24.1	1,530	<10.0	<10.0	<10.0	<10.0	<10.0	<10.0	<10.0	<10.0	<10.0	<10.0	<10.0	<10.0	<10.0	<10.0	<10.0	127	17.4	1.36	25.5	16.6	<1.0	13.4	ND		
	H-H-28-32	5/5/2015	28 - 32	--	--	<0.5	<0.5	<0.5	<0.5	2.92	<0.5	<0.5	<0.5	<0.5	<0.5	<0.5	15.0	5.13	1.17	1.82	4.58	15.9	2.14	35.9	ND	--	--	--	--	--	--	--	--	--	--	--	--	--
	H-H-42-46	5/5/2015	42 - 46	--	--	<0.5	<0.5	<0.5	<0.5	<0.5	<0.5	<0.5	<0.5	<0.5	<0.5	<0.5	<0.5	<0.5	<0.5	<0.5	<0.5	<0.5	<0.5	<0.5	<0.5	<0.5	<0.5	<0.5	--	--	--	--	--	--	--	--	--	--
H-I	H-I-22-26	5/6/2015	22 - 26	<50	<161	<0.5	<0.5	0.52	2.84	<0.5	<0.5	3.83	1.29	<0.5	<0.5	<0.5	<0.5	<0.5	<0.5	<0.5	<0.5	<0.5	<0.5	<0.5	<0.5	<0.5	<0.5	181	3.00	1.19	56.4	1.57	<1.0	6.44	ND			
	H-I-29-33	5/6/2015	29 - 33	--	--	<0.5	<0.5	<0.5	<0.5	<0.5	<0.5	<0.5	<0.5	<0.5	<0.5	<0.5	<0.5	<0.5	<0.5	<0.5	<0.5	<0.5	<0.5	<0.5	<0.5	<0.5	<0.5	--	--	--	--	--	--	--	--	--	--	
	H-I-42-46	5/6/2015	42 - 46	--	--	<0.5	<0.5	<0.5	<0.5	<0.5	<0.5	<0.5	<0.5	<0.5	<0.5	<0.5	<0.5	<0.5	<0.5	<0.5	<0.5	<0.5	<0.5	<0.5	<0.5	<0.5	<0.5	--	--	--	--	--	--	--	--	--	--	
	H-I-42-46-DUP	5/6/2015	42 - 46	--	--	<0.5	<0.5	<0.5	<0.5	<0.5	<0.5	<0.5	<0.5	<0.5	<0.5	<0.5	<0.5	<0.5	<0.5	<0.5	<0.5	<0.5	<0.5	<0.5	<0.5	<0.5	<0.5	--	--	--	--	--	--	--	--	--	--	
	HI-58-62	5/8/2015	58 - 62	--	--	<0.5	<0.5	<0.5	<0.5	<0.5	<0.5	<0.5	<0.5	<0.5	<0.5	<0.5	<0.5	<0.5	<0.5	<0.5	<0.5	<0.5	<0.5	<0.5	<0.5	<0.5	<0.5	--	--	--	--	--	--	--	--	--	--	
P5	P5-9-14 (d)	5/13/2015	9 - 14	<50	<238	<0.5	<0.5	<0.5	<0.5	<0.5	<0.5	<0.5	1.84	4.93	<0.5	<0.5	<0.5	<0.5	<0.5	<0.5	<0.5	<0.5	<0.5	<0.5	<0.5	<0.5	<0.5	--	--	--	--	--	--	--	--	--	--	
	P5-18-23	5/13/2015	18 - 23	--	--	<0.5	<0.5	<0.5	<0.5	<0.5	<0.5	<0.5	<0.5	<0.5	<0.5	<0.5	<0.5	<0.5	<0.5	<0.5	<0.5	<0.5	<0.5	<0.5	<0.5	<0.5	<0.2	--	--	--	--	--	--	--	--	--	--	
	P5-18-23-DUP	5/13/2015	18 - 23	--	--	<0.5	<0.5	<0.5	<0.5	<0.5	<0.5	<0.5	<0.5	<0.5	<0.5	<0.5	<0.5	<0.5	<0.5	<0.5	<0.5	<0.5	<0.5	<0.5	<0.5	<0.2	--	--	--	--	--	--	--	--	--	--	--	
	P5-38-42	5/13/2015	38 - 42	--	--	<0.5	<0.5	<0.5	<0.5	<0.5	<0.5	<0.5	<0.5	<0.5	<0.5	<0.5	<0.5	<0.5	<0.5	<0.5	<0.5	<0.5	<0.5	<0.5	<0.5	<0.2	--	--	--	--	--	--	--	--	--	--	--	
RWQCB ESL - Comm./Ind. (e)				100	100	0.5	na	10	6	1	5	0.5	5	5	30	20	20	na	na	na	na	na	na	na	na	0.02	1,000	4.7	1,000	78	100	19	5,000	na				

Abbreviations

<0.5 = not detected at or above laboratory reporting limit
 "--" = not analyzed
 AE = Unknown hydrocarbon with a single peak
 CO = Hydrocarbon response in gasoline range but does not resemble gasoline
 DCA = Dichloroethane
 DCE = Dichloroethene

EPA = Environmental Protection Agency
 Freon 113 = Trichlorotrifluoroethane
 ft bgs = feet below ground surface
 na = not available or not applicable
 ND = not detected

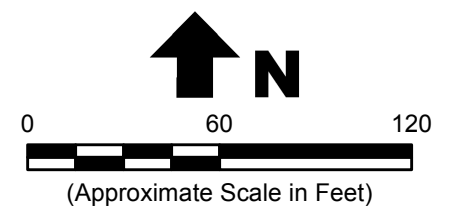
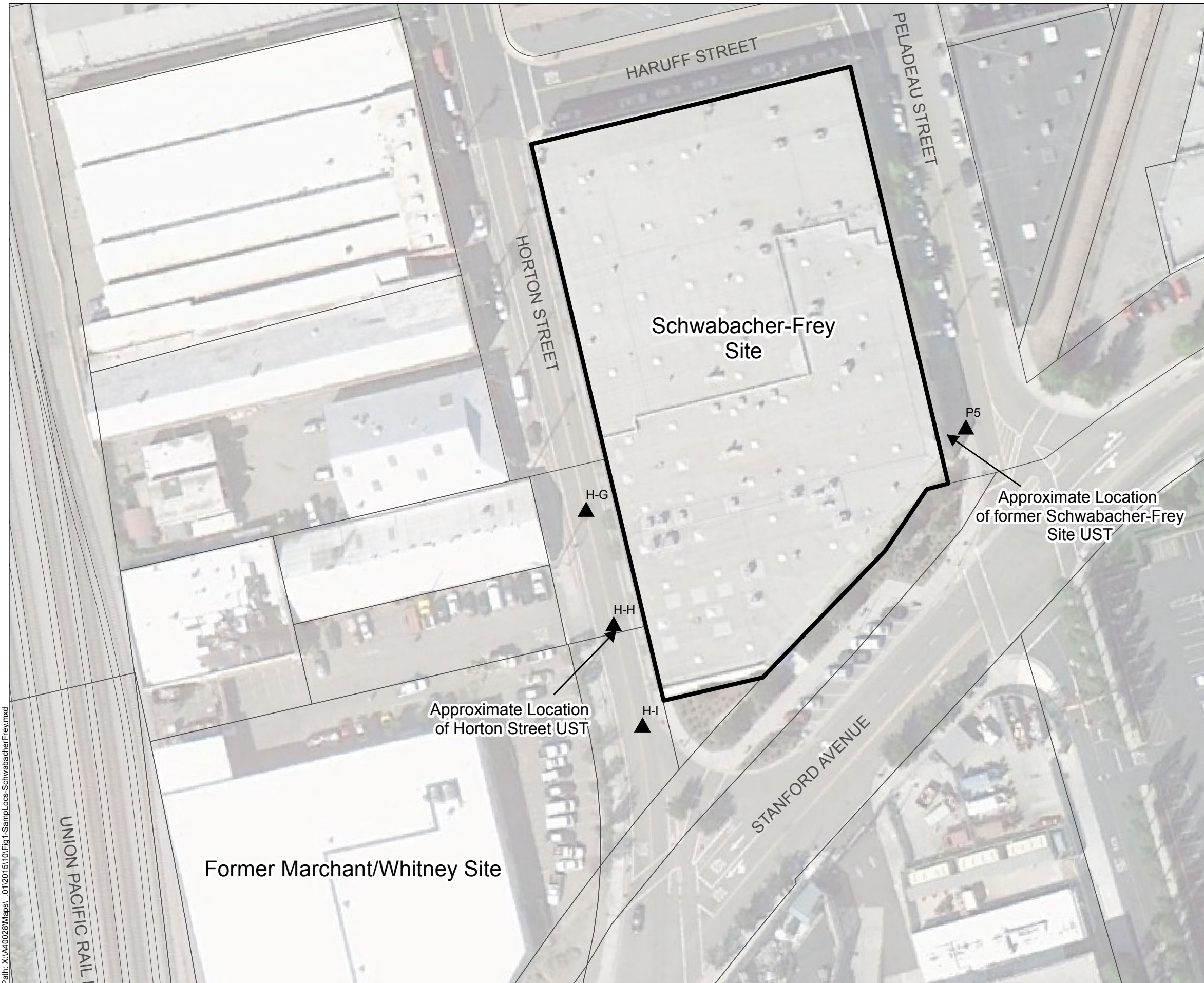
RWQCB - Regional Water Quality Control Board, San Francisco Bay region
 TMB = Trimethylbenzene
 TPH-(g/d) = total petroleum hydrocarbons as (gasoline/diesel)
 ug/L = micrograms per liter
 VOCs = volatile organic compounds

Notes

- (a) Samples analyzed by K-Prime, Inc., Santa Rosa, CA using EPA Method 8260 for VOCs, EPA Method 8015B for TPH-g and TPH-d (with silica gel cleanup), EPA Method 200.8 for metals, and EPA Method 7199 for hexavalent chromium.
- (b) **Bold** value indicates detected concentration exceeds its respective RWQCB ESL.
- (c) Analytical results are listed in units of micrograms per liter of water.
- (d) TPH-d reporting limit was elevated for sample P5-9-14 due to only 80 milliliters of water available for analysis.
- (e) Selected screening levels are based on RWQCB ESL Table F-1a for groundwater, where groundwater is a current or potential drinking resource. Selected ESLs are based on either the Groundwater Ceiling (taste, odor, etc.) or Drinking Water value.

References

RWQCB, 2013. *Screening for Environmental Concerns at Sites with Contaminated Soil and Groundwater*, Interim Final, California Regional Water Quality Control Board, updated December 2013.



Legend

▲ Sampling Location

Abbreviations

UST = underground storage tank

Notes

1. All locations are approximate.
2. Proposed sampling locations are subject to change based on field conditions.

**Erler &
Kalinowski, Inc.**

Sampling Locations

Schwabacher-Frey Site
Emeryville, CA
October 2015
EKI A40028.01
Figure 1

Path: X:\A40028\Maps\01\2015\10\Fig1-SamplLocs-SchwabacherFrey.mxd

Attachment 1
Permits and CPT Logs

Alameda County Public Works Agency - Water Resources Well Permit



Public Works Agency
—Alameda County—

399 Elmhurst Street
Hayward, CA 94544-1395
Telephone: (510)670-6633 Fax:(510)782-1939

Application Approved on: 03/30/2015 By jamesy

Permit Numbers: W2015-0265
Permits Valid from 04/06/2015 to 06/06/2015

Application Id: 1426626488888
Site Location: 5770 Shellmound St.
Project Start Date: 04/06/2015
Assigned Inspector: Contact Steve Miller at (510) 670-5517 or stevem@acpwa.org

City of Project Site: Emeryville

Completion Date: 06/06/2015

Applicant: Erler & Kalinowski, Inc. - Will Hassett
1870 Ogden Dr., Burlingame, CA 94010
Property Owner: City of Emeryville as the Successor Agency to

Phone: 650-292-9100

Phone: --

the Emeryville Redevelopment Agency
1333 Park Ave, Emeryville, CA 94608
** same as Property Owner **

Client: Jessica Daugherty
Contact:

Phone: 650-292-9100
Cell: 650-759-0965

Receipt Number: WR2015-0145 Total Due: \$265.00
Payer Name : Jessica Daugherty Total Amount Paid: \$265.00
Paid By: VISA PAID IN FULL

Works Requesting Permits:

Borehole(s) for Investigation-Environmental/Monitoring Study - 100 Boreholes
Driller: Gregg Drilling - Lic #: 485165 - Method: DPcpt

Work Total: \$265.00

Specifications

Permit Number	Issued Dt	Expire Dt	# Boreholes	Hole Diam	Max Depth
W2015-0265	03/30/2015	07/05/2015	100	2.50 in.	150.00 ft

Specific Work Permit Conditions

1. Backfill bore hole by tremie with cement grout or cement grout/sand mixture. Upper two-three feet replaced in kind or with compacted cuttings. All cuttings remaining or unused shall be containerized and hauled off site. The containers shall be clearly labeled to the ownership of the container and labeled hazardous or non-hazardous.
2. Boreholes shall not be left open for a period of more than 24 hours. All boreholes left open more than 24 hours will need approval from Alameda County Public Works Agency, Water Resources Section. All boreholes shall be backfilled according to permit destruction requirements and all concrete material and asphalt material shall be to Caltrans Spec or County/City Codes. No borehole(s) shall be left in a manner to act as a conduit at any time.
3. Permittee shall assume entire responsibility for all activities and uses under this permit and shall indemnify, defend and save the Alameda County Public Works Agency, its officers, agents, and employees free and harmless from any and all expense, cost, liability in connection with or resulting from the exercise of this Permit including, but not limited to, properly damage, personal injury and wrongful death.
4. Applicant shall contact assigned inspector listed on the top of the permit at least five (5) working days prior to starting, once the permit has been approved. Confirm the scheduled date(s) at least 24 hours prior to drilling.
5. Copy of approved drilling permit must be on site at all times. Failure to present or show proof of the approved permit application on site shall result in a fine of \$500.00.

Alameda County Public Works Agency - Water Resources Well Permit


6. NOTE:

Under California laws, the owner/operator are responsible for reporting the contamination to the governmental regulatory agencies under Section 25295(a). The owner/operator is liable for civil penalties under Section 25299(a)(4) and criminal penalties under Section 25299(d) for failure to report a leak. The owner/operator is liable for civil penalties under Section 25299(b)(4) for knowing failure to ensure compliance with the law by the operator. These penalty provisions do not apply to a potential buyer.

7. Prior to any drilling activities onto any public right-of-ways, it shall be the applicants responsibilities to contact and coordinate a Underground Service Alert (USA), obtain encroachment permit(s), excavation permit(s) or any other permits required for that City or to the County and follow all City or County Ordinances. It shall also be the applicants responsibilities to provide to the Cities or to Alameda County a Traffic Safety Plan for any lane closures or detours planned. No work shall begin until all the permits and requirements have been approved or obtained.

8. Permit is valid only for the purpose specified herein. No changes in construction procedures, as described on this permit application. Boreholes shall not be converted to monitoring wells, without a permit application process.

9. Note: Each location is both a CPT location as well as a Direct Push location, so there is no distinction between the two types in the map legend.



**CITY OF EMERYVILLE • DEPARTMENT OF PUBLIC WORKS
ENCROACHMENT PERMIT**

21503212

APPLICANT Erler + Kalinowski, Inc
CONTACT PERSON Jessica Daugherty
ADDRESS 1870 Ogden Drive
Burlingame CA 94010
PHONE 650 892 9100 **EMAIL** jdaugherty@ekicconsult.com
OWNER/DEVELOPER see attached
ADDRESS 1333 Park Avenue
Emeryville CA 94608
PHONE 510 596 4381 **EMAIL** mbiddie@ci.emeryville.ca.us
CONTRACTOR DOING WORK Gregg Drilling
CONTACT PERSON Chris Pruner
ADDRESS 950 Howe Road
Martinez, CA 94553
PHONE 925 313 5800 **EMAIL** _____
LICENSE NO. 485165 **CLASS** C57
 Yes No **CURRENT CITY BUSINESS LICENSE ON FILE**
 Yes No **PROVIDE PROOF OF INSURANCE**

FOR CITY USE ONLY

Permit No. 1503212 Date 3-24-15

Temporary Permit # _____ days Long Term Permit

Permit Administrative Fee.....\$ 175

"No Parking" Signs.....90 x \$400.....\$ 360.00

Permit Inspection Deposit (2 hr. min.).....\$ 225

Cost Recovery Estimate.....\$ 465.00

Arborist Recovery Estimate.....\$ _____

Long Term Permit Fee (____ mos. x _____)\$ _____

Tree Removal Fee.....\$ _____

Tree Protection Deposit (value x 3 + \$10,000) \$ _____

Required Security Deposit:

\$1,000 cash.....\$ _____

\$10,000 Bond.....Bond # _____

100% Performance Bond, Bond # _____

Bond Value \$ _____

Total Payment Required.....\$ 1,000

Receipt # _____ Date _____ Amt. Received:\$ _____

Business License Certificate of Insurance

EST. START DATE 4/2015 EST. COMPLETION DATE 4/2016 EST. COST IN CITY RW _____

LOCATION OF WORK Horton Street, Haroff Street, Stanford Avenue, Powell Street, Paladear Street
see attached

- CHECK ALL CONDITIONS THAT APPLY:**
- Traffic Control Survey Sidewalk Detour Dumpster Temporary No Parking Construction Sidewalk Obstruction
 - Private Facilities on Public Right of Way Driveway Approach Curb & Gutter Pedestrian Ramp Water Service Fence
 - Excavation Electric Service Roof Drain Utility Maintenance Access Road Monitoring Well Sewer Lateral Crane
 - Storm Drain Block Party Gas Service

FULLY DESCRIBE PROPOSED WORK WITHIN CITY RIGHT-OF-WAY (additional space on reverse if needed): Attach 3 complete sets of plans 8 1/2 X 11, if applicable.

Parking closures, utility clearance, concrete/asphalt coring for borings, hand augering, Cone penetration testing, membrane interface probe testing, grab ground water sampling, surveying, lane closure(s), well installations, and crosswalk closure/detour.
See attached traffic control plans (Sheets 2 to 5) for details.
See attached Figure 1 for proposed work locations

I hereby agree to protect and indemnify the City of Emeryville and hold it harmless in every way from all claim or suits for injury or damage to persons or property as set forth in the Standard Provisions. I agree not to begin construction until all materials to be used are on hand; to perform all work in accordance with the plans submitted (if any), the Standard Provisions to Encroachment Permit, and all applicable Special Conditions of Approval, and to pay all inspection and engineering costs in addition to those paid at the time of issuance of this permit. I further agree to complete the work to the satisfaction of the City Engineer and if for any reason the City of Emeryville is required to complete this work, I will pay all costs for such work.

Applicant Signature Jessica Daugherty Date 3/12/15

FOR CITY USE ONLY

The following documents are attached and incorporated into this permit and have been given to the applicant:

- Standard Provisions to Encroachment Permit
- Special Conditions of Approval
- City Standard Details (List Details)
- Handout, Urban Runoff BMP's
- Other _____

Remarks Work on PCPT13 to be coordinated with City's Sewer Contractor in May 2015.

- 48 HOUR NOTICE PRIOR TO START OF WORK
- PROVIDE CONSTRUCTION SCHEDULE 5 DAYS PRIOR TO START OF WORK
- AS-BUILT PLANS REQUIRED
- PLEASE CALL FOR INSPECTION AT 510-596-4333 Dennis 455-7286
- PLEASE NOTIFY POLICE (510-596-3700) AND FIRE (510-596-3750) 24 HOURS IN ADVANCE.

This permit is void unless the work is completed before _____, 20____

This permit is to be strictly construed and no other work than is specifically mentioned is hereby authorized.

After final inspection is approved, please contact the Public Works Department at 510-596-4330 to determine final cost, and for final payment or reimbursement of deposit. Failure to obtain approval of a Final Inspection of the work covered by this Encroachment Permit within one (1) year of the estimated completion date shall result in the loss of the security deposit which shall be retained by the City of Emeryville.

APPROVED [Signature] TITLE PWD DATE 24 March 15

FINAL INSPECTION APPROVED _____ TITLE _____ DATE _____

Owner: City of Emeryville as the Successor Agency to the Emeryville Redevelopment Agency

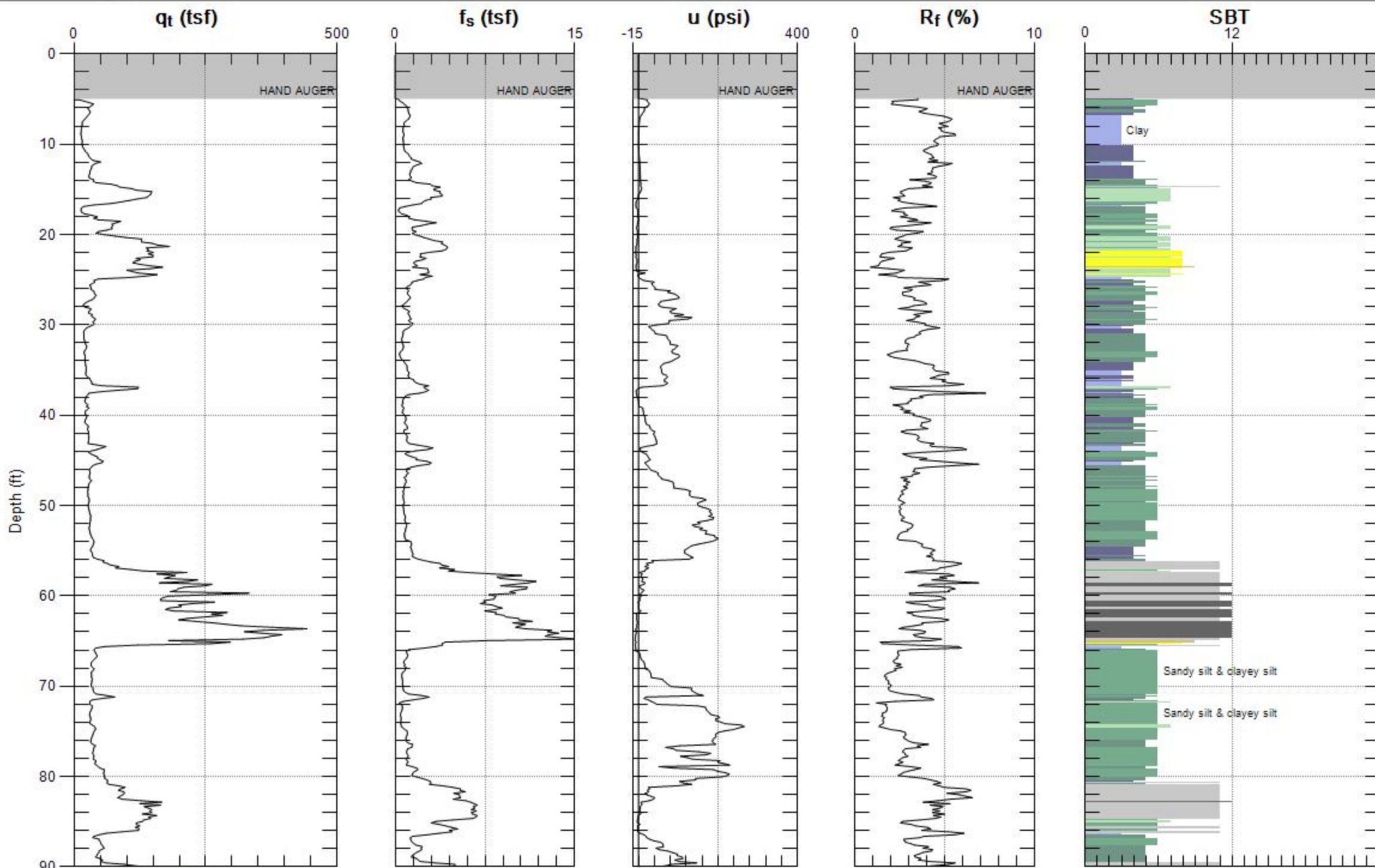
Additional Contractors:

Vironex Technical Services contact: Andrew Rosconi License: 705927
Address: 1641 Challenge Drive, Concord CA 94520
Phone: 925-849-6970

Osbourne's Concrete Coring contact: Rob Osbourne License: 680807
Address: 3183 Bruce Drive, Fremont CA 94539
Phone: 510 656-8551

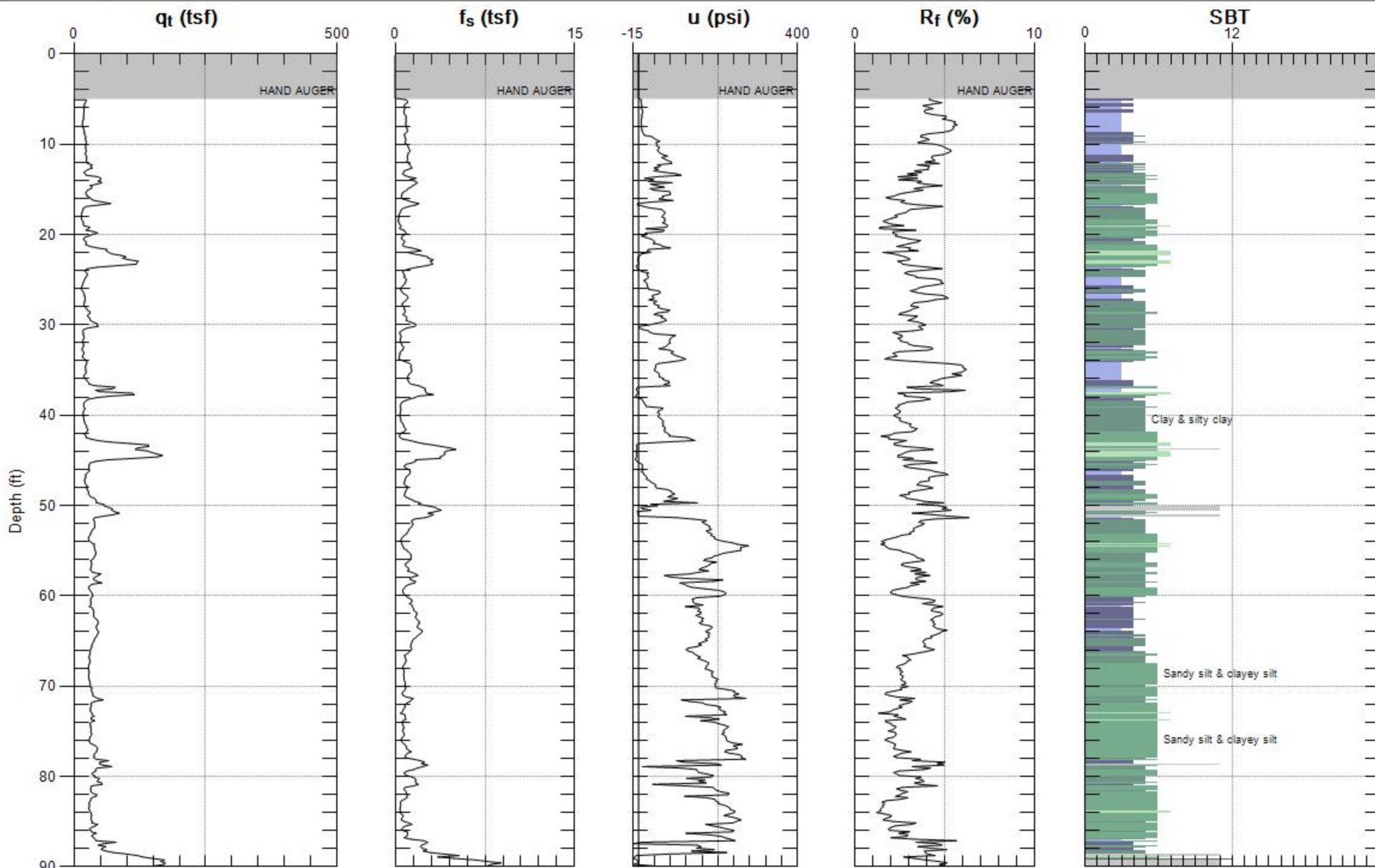
PLS Surveys, Inc contact: Joe Brajkovich
Address: 2220 Livingston Street, Suite 202, Oakland CA 94606
Phone: 510-261-0900

Location of work continued: Powell St. between Shellmound St. and Paladeau St. (under the overpass), Horton St. between Powell St. and Stanford Ave, Haruff St. between Horton St. and Paladeau St., Paladeau St. between Powell St. and Stanford Ave., Stanford Ave. between Horton St. and Paladeau St.



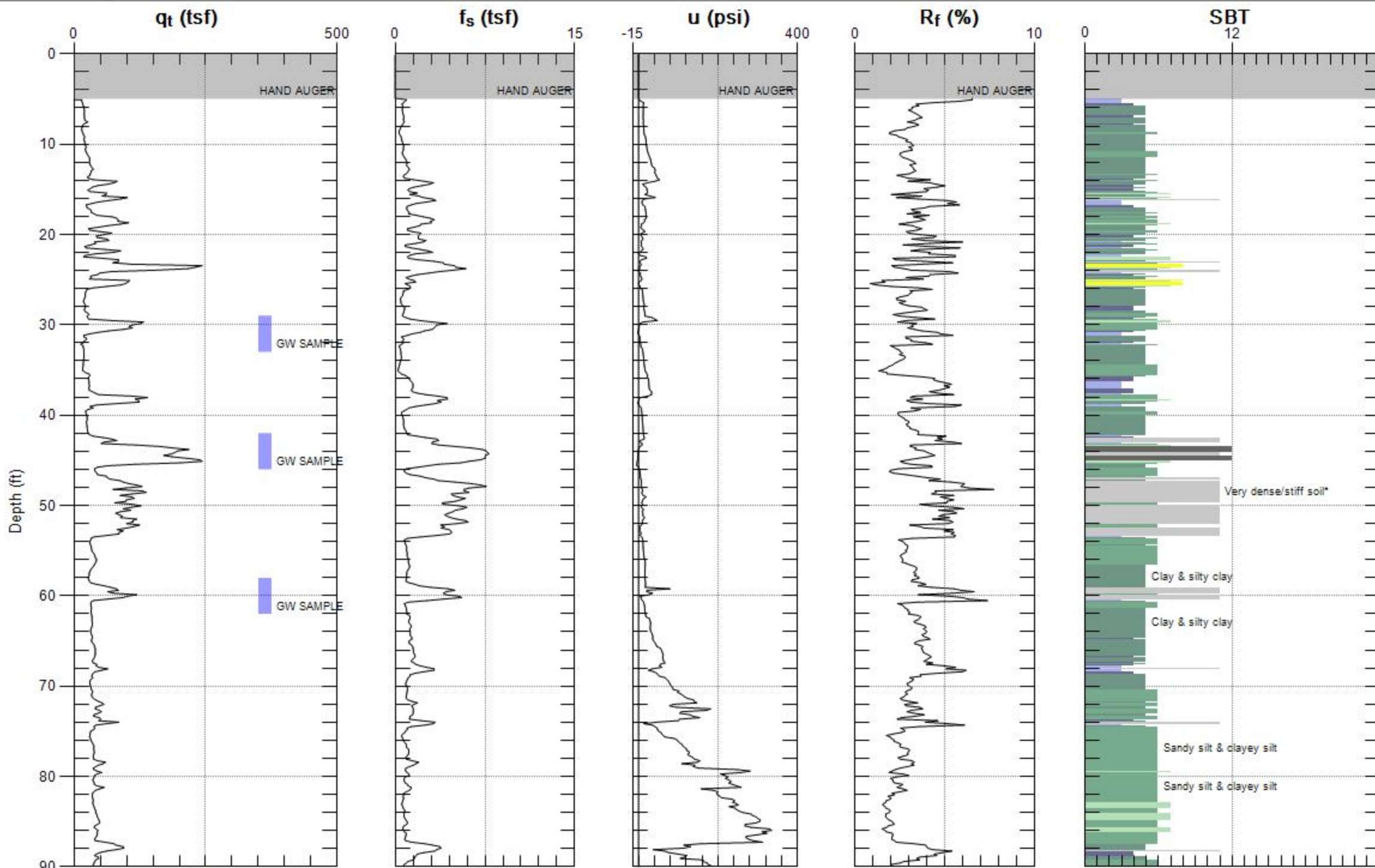
Max. Depth: 90.059 (ft)
Avg. Interval: 0.164 (ft)

SBT: Soil Behavior Type (Robertson 1990)



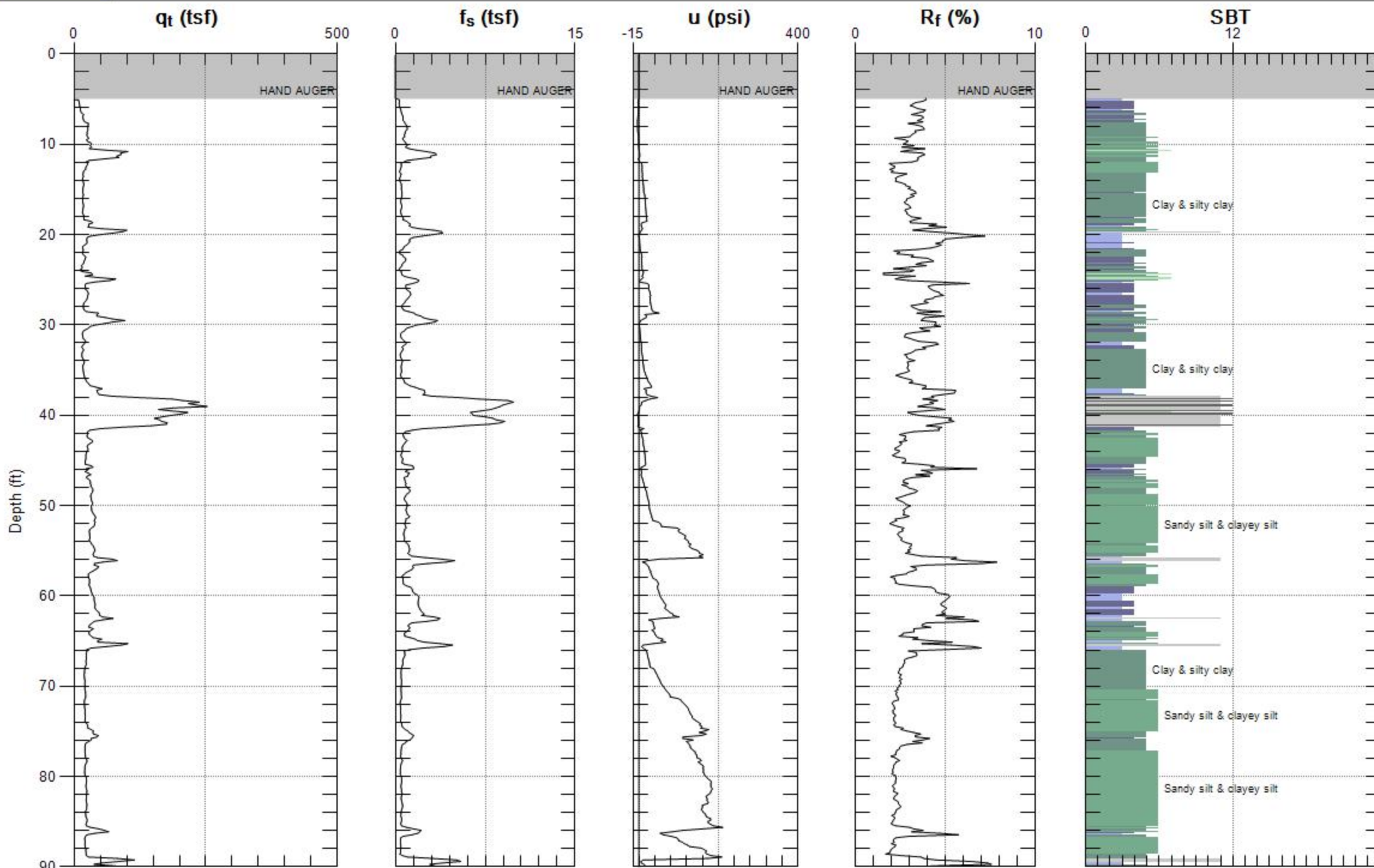
Max. Depth: 90.223 (ft)
Avg. Interval: 0.164 (ft)

SBT: Soil Behavior Type (Robertson 1990)



Max. Depth: 90.223 (ft)
Avg. Interval: 0.164 (ft)

SBT: Soil Behavior Type (Robertson 1990)



Max. Depth: 90.223 (ft)
Avg. Interval: 0.164 (ft)

SBT: Soil Behavior Type (Robertson 1990)

Attachment 2

Laboratory Analytical Reports Including Chain-of-Custody Records

K PRIME, Inc.

CONSULTING ANALYTICAL CHEMISTS

3621 Westwind Blvd.
Santa Rosa CA 95403
Phone: 707 527 7574
FAX: 707 527 7879

TRANSMITTAL

DATE: 5/13/2015

TO: MS. JOY SU
MS. JESSICA DAUGHERTY
MR. WILL HASSETT
ERLER & KALINOWSKI, INC.
1870 OGDEN DRIVE
BURLINGAME, CA 94010

ACCT: 9115
PROJ: A40028.01 T5

Phone: 650-292-9100
Email: labs@ekiconsult.com
jsu@ekiconsult.com
jdaugherty@ekiconsult.com
whassett@ekiconsult.com

FROM: Richard A. Kage1, Ph.D.
Laboratory Director

*RAK m dr
5/13/2015*

SUBJECT: LABORATORY RESULTS FOR YOUR PROJECT A40028.01 T5

Enclosed please find K Prime's laboratory reports for the following samples:

SAMPLE ID	TYPE	DATE	TIME	KPI LAB #
H-G-18-22	WATER	5/5/2015	10:13	132544
H-G-18-22	WATER	5/5/2015	17:19	132545
H-H-19-24	WATER	5/5/2015	17:15	132546
H-G-60-65	WATER	5/5/2015	12:56	132547
H-G-60-65-DUP	WATER	5/5/2015	12:56	132548
H-H-28-32	WATER	5/5/2015	14:33	132549
H-G-36-40	WATER	5/5/2015	16:55	132550

The above listed sample group was received on 5/5/2015 and tested as requested on the chain of custody document.

Please call me if you have any questions or need further information.
Thank you for this opportunity to be of service.

K PRIME, INC.
LABORATORY REPORT

K PRIME PROJECT: 9115
CLIENT PROJECT: A40028.01 T5

METHOD: GRO-GASOLINE RANGE ORGANICS
REFERENCE: EPA 8015B

SAMPLE TYPE: WATER
UNITS: mg/L

SAMPLE ID	LAB NO.	DATE	TIME	BATCH	DATE	MRL	SAMPLE	GRO
		SAMPLED	SAMPLED	ID	ANALYZED			
H-G-18-22	132545	05/05/2015	17:19	042715W1	05/06/2015	0.050	0.490	AE, CO
H-H-19-24	132546	05/05/2015	17:15	042715W1	05/07/2015	0.050	0.781	AE, CO

NOTES:

ND - NOT DETECTED AT OR ABOVE THE STATED METHOD REPORTING LIMIT

NA - NOT APPLICABLE OR AVAILABLE

MRL - METHOD REPORTING LIMIT

AE - UNKNOWN HYDROCARBON WITH A SINGLE PEAK

AN - UNKNOWN HYDROCARBON WITH SEVERAL PEAKS

AS - HEAVIER HYDROCARBON THAN GASOLINE CONTRIBUTING TO GRO VALUE

CO - HYDROCARBON RESPONSE IN GASOLINE RANGE BUT DOES NOT RESEMBLE GASOLINE

APPROVED BY: CW
DATE: 05/13/2015

K PRIME, INC.
LABORATORY REPORT

K PRIME PROJECT: 9115
CLIENT PROJECT: A40028.01 T5

SAMPLE ID: H-G-18-22
LAB NO: 132544
DATE SAMPLED: 05/05/2015
TIME SAMPLED: 10:13
BATCH #: 050115W1
DATE ANALYZED: 05/08/2015

METHOD: VOLATILE ORGANIC COMPOUNDS
REFERENCE: EPA 5030/8260

SAMPLE TYPE: WATER
UNITS: ug/L

COMPOUND NAME	CAS NO.	REPORTING LIMIT	SAMPLE CONC
DICHLORODIFLUOROMETHANE	75-71-8	10.0	ND
CHLOROMETHANE	74-87-3	10.0	ND
VINYL CHLORIDE	75-01-4	10.0	16.5
BROMOMETHANE	74-83-9	10.0	ND
CHLOROETHANE	75-00-3	10.0	ND
TRICHLOROFLUOROMETHANE	75-69-4	10.0	ND
1,1-DICHLOROETHENE	75-35-4	10.0	ND
TRICHLOROTRIFLUOROETHANE	76-13-1	10.0	10.9
METHYLENE CHLORIDE	75-09-2	50.0	ND
TRANS-1,2-DICHLOROETHENE	156-60-5	10.0	92.9
1,1-DICHLOROETHANE	75-34-3	10.0	18.4
CIS-1,2-DICHLOROETHENE	156-59-2	10.0	165
2,2-DICHLOROPROPANE	594-20-7	10.0	ND
BROMOCHLOROMETHANE	74-97-5	10.0	ND
CHLOROFORM	67-66-3	10.0	ND
1,1,1-TRICHLOROETHANE	71-55-6	10.0	ND
CARBON TETRACHLORIDE	56-23-5	10.0	ND
1,1-DICHLOROPROPENE	563-58-6	10.0	ND
BENZENE	71-43-2	10.0	ND
1,2-DICHLOROETHANE	107-06-2	10.0	ND
TRICHLOROETHENE	79-01-6	10.0	1440
1,2-DICHLOROPROPANE	78-87-5	10.0	ND
DIBROMOMETHANE	74-95-3	10.0	ND
BROMODICHLOROMETHANE	75-27-4	10.0	ND
TRANS-1,3-DICHLOROPROPENE	10061-02-6	10.0	ND
TOLUENE	108-88-3	10.0	ND
CIS-1,3-DICHLOROPROPENE	10061-01-5	10.0	ND
1,1,2-TRICHLOROETHANE	79-00-5	10.0	ND
TETRACHLOROETHENE	127-18-4	10.0	ND
1,3-DICHLOROPROPANE	142-28-9	10.0	ND
DIBROMOCHLOROMETHANE	124-48-1	10.0	ND
1,2-DIBROMOETHANE	106-93-4	10.0	ND
CHLOROBENZENE	108-90-7	10.0	ND
1,1,1,2-TETRACHLOROETHANE	630-20-6	10.0	ND
ETHYLBENZENE	100-41-4	10.0	ND
XYLENE (M+P)	1330-20-7	10.0	ND
XYLENE (O)	1330-20-7	10.0	ND
STYRENE	100-42-5	10.0	ND
BROMOFORM	75-25-2	10.0	ND
ISOPROPYLBENZENE	98-82-8	10.0	ND
1,1,2,2-TETRACHLOROETHANE	79-34-5	10.0	ND
BROMOBENZENE	108-86-1	10.0	ND
1,2,3-TRICHLOROPROPANE	96-18-4	10.0	ND
N-PROPYLBENZENE	103-65-1	10.0	ND
2-CHLOROTOLUENE	95-49-8	10.0	ND

K PRIME, INC.
LABORATORY REPORT

K PRIME PROJECT: 9115
CLIENT PROJECT: A40028.01 T5

SAMPLE ID: H-G-18-22
LAB NO: 132544
DATE SAMPLED: 05/05/2015
TIME SAMPLED: 10:13
BATCH #: 050115W1
DATE ANALYZED: 05/08/2015

METHOD: VOLATILE ORGANIC COMPOUNDS
REFERENCE: EPA 5030/8260

SAMPLE TYPE: WATER
UNITS: ug/L

COMPOUND NAME	CAS NO.	REPORTING LIMIT	SAMPLE CONC
1,3,5-TRIMETHYLBENZENE	108-67-8	10.0	ND
4-CHLOROTOLUENE	106-43-4	10.0	ND
TERT-BUTYLBENZENE	98-06-6	10.0	ND
1,2,4-TRIMETHYLBENZENE	95-63-6	10.0	ND
SEC-BUTYLBENZENE	135-98-8	10.0	ND
1,3-DICHLOROBENZENE	541-73-1	10.0	ND
4-ISOPROPYLTOLUENE	99-87-6	10.0	ND
1,4-DICHLOROBENZENE	106-46-7	10.0	ND
N-BUTYLBENZENE	104-51-8	10.0	ND
1,2-DICHLOROBENZENE	95-50-1	10.0	ND
1,2-DIBROMO-3-CHLOROPROPANE	96-12-8	10.0	ND
1,2,4-TRICHLOROBENZENE	120-82-1	20.0	ND
HEXACHLOROBUTADIENE	87-68-3	20.0	ND
NAPHTHALENE	91-20-3	20.0	ND
1,2,3-TRICHLOROBENZENE	87-61-6	20.0	ND
METHYL TERT-BUTYL ETHER (MTBE)	1634-04-4	10.0	ND

SURROGATE RECOVERY	%
DIBROMOFLUOROMETHANE	103
TOLUENE-D8	102
4-BROMOFLUOROBENZENE	91

NOTES:

ND - NOT DETECTED AT OR ABOVE THE STATED REPORTING LIMIT

NA - NOT APPLICABLE OR AVAILABLE

APPROVED BY: UCW
DATE: 05/13/2015

K PRIME, INC.
LABORATORY REPORT

K PRIME PROJECT: 9115
CLIENT PROJECT: A40028.01 T5

SAMPLE ID: H-H-19-24
LAB NO: 132546
DATE SAMPLED: 05/05/2015
TIME SAMPLED: 17:15
BATCH #: 050115W1
DATE ANALYZED: 05/08/2015

METHOD: VOLATILE ORGANIC COMPOUNDS
REFERENCE: EPA 5030/8260

SAMPLE TYPE: WATER
UNITS: ug/L

COMPOUND NAME	CAS NO.	REPORTING LIMIT	SAMPLE CONC
DICHLORODIFLUOROMETHANE	75-71-8	10.0	ND
CHLOROMETHANE	74-87-3	10.0	ND
VINYL CHLORIDE	75-01-4	10.0	10.6
BROMOMETHANE	74-83-9	10.0	ND
CHLOROETHANE	75-00-3	10.0	ND
TRICHLOROFLUOROMETHANE	75-69-4	10.0	ND
1,1-DICHLOROETHENE	75-35-4	10.0	ND
TRICHLOROTRIFLUOROETHANE	76-13-1	10.0	ND
METHYLENE CHLORIDE	75-09-2	50.0	ND
TRANS-1,2-DICHLOROETHENE	156-60-5	10.0	123
1,1-DICHLOROETHANE	75-34-3	10.0	ND
CIS-1,2-DICHLOROETHENE	156-59-2	10.0	185
2,2-DICHLOROPROPANE	594-20-7	10.0	ND
BROMOCHLOROMETHANE	74-97-5	10.0	ND
CHLOROFORM	67-66-3	10.0	ND
1,1,1-TRICHLOROETHANE	71-55-6	10.0	ND
CARBON TETRACHLORIDE	56-23-5	10.0	ND
1,1-DICHLOROPROPENE	563-58-6	10.0	ND
BENZENE	71-43-2	10.0	ND
1,2-DICHLOROETHANE	107-06-2	10.0	24.1
TRICHLOROETHENE	79-01-6	10.0	1530
1,2-DICHLOROPROPANE	78-87-5	10.0	ND
DIBROMOMETHANE	74-95-3	10.0	ND
BROMODICHLOROMETHANE	75-27-4	10.0	ND
TRANS-1,3-DICHLOROPROPENE	10061-02-6	10.0	ND
TOLUENE	108-88-3	10.0	ND
CIS-1,3-DICHLOROPROPENE	10061-01-5	10.0	ND
1,1,2-TRICHLOROETHANE	79-00-5	10.0	ND
TETRACHLOROETHENE	127-18-4	10.0	ND
1,3-DICHLOROPROPANE	142-28-9	10.0	ND
DIBROMOCHLOROMETHANE	124-48-1	10.0	ND
1,2-DIBROMOETHANE	106-93-4	10.0	ND
CHLOROBENZENE	108-90-7	10.0	ND
1,1,1,2-TETRACHLOROETHANE	630-20-6	10.0	ND
ETHYLBENZENE	100-41-4	10.0	ND
XYLENE (M+P)	1330-20-7	10.0	ND
XYLENE (O)	1330-20-7	10.0	ND
STYRENE	100-42-5	10.0	ND
BROMOFORM	75-25-2	10.0	ND
ISOPROPYLBENZENE	98-82-8	10.0	ND
1,1,1,2-TETRACHLOROETHANE	79-34-5	10.0	ND
BROMOBENZENE	108-86-1	10.0	ND
1,2,3-TRICHLOROPROPANE	96-18-4	10.0	ND
N-PROPYLBENZENE	103-65-1	10.0	ND
2-CHLOROTOLUENE	95-49-8	10.0	ND

K PRIME, INC.
LABORATORY REPORT

K PRIME PROJECT: 9115
CLIENT PROJECT: A40028.01 T5

SAMPLE ID: H-H-19-24
LAB NO: 132546
DATE SAMPLED: 05/05/2015
TIME SAMPLED: 17:15
BATCH #: 050115W1
DATE ANALYZED: 05/08/2015

METHOD: VOLATILE ORGANIC COMPOUNDS
REFERENCE: EPA 5030/8260

SAMPLE TYPE: WATER
UNITS: ug/L

COMPOUND NAME	CAS NO.	REPORTING LIMIT	SAMPLE CONC
1,3,5-TRIMETHYLBENZENE	108-67-8	10.0	ND
4-CHLOROTOLUENE	106-43-4	10.0	ND
TERT-BUTYLBENZENE	98-06-6	10.0	ND
1,2,4-TRIMETHYLBENZENE	95-63-6	10.0	ND
SEC-BUTYLBENZENE	135-98-8	10.0	ND
1,3-DICHLOROBENZENE	541-73-1	10.0	ND
4-ISOPROPYLTOLUENE	99-87-6	10.0	ND
1,4-DICHLOROBENZENE	106-46-7	10.0	ND
N-BUTYLBENZENE	104-51-8	10.0	ND
1,2-DICHLOROBENZENE	95-50-1	10.0	ND
1,2-DIBROMO-3-CHLOROPROPANE	96-12-8	10.0	ND
1,2,4-TRICHLOROBENZENE	120-82-1	20.0	ND
HEXACHLOROBUTADIENE	87-68-3	20.0	ND
NAPHTHALENE	91-20-3	20.0	ND
1,2,3-TRICHLOROBENZENE	87-61-6	20.0	ND
METHYL TERT-BUTYL ETHER (MTBE)	1634-04-4	10.0	ND

SURROGATE RECOVERY	%
DIBROMOFLUOROMETHANE	103
TOLUENE-D8	104
4-BROMOFLUOROBENZENE	92

NOTES:

ND - NOT DETECTED AT OR ABOVE THE STATED REPORTING LIMIT

NA - NOT APPLICABLE OR AVAILABLE

APPROVED BY:
DATE: 05/13/2015

K PRIME, INC.
LABORATORY REPORT

SAMPLE ID: H-G-60-65
LAB NO: 132547
DATE SAMPLED: 05/05/2015
TIME SAMPLED: 12:56
BATCH #: 050115W1
DATE ANALYZED: 05/08/2015

K PRIME PROJECT: 9115
CLIENT PROJECT: A40028.01 T5

METHOD: VOLATILE ORGANIC COMPOUNDS
REFERENCE: EPA 5030/8260

SAMPLE TYPE: WATER
UNITS: ug/L

COMPOUND NAME	CAS NO.	REPORTING LIMIT	SAMPLE CONC
DICHLORODIFLUOROMETHANE	75-71-8	0.500	ND
CHLOROMETHANE	74-87-3	0.500	ND
VINYL CHLORIDE	75-01-4	0.500	ND
BROMOMETHANE	74-83-9	0.500	ND
CHLOROETHANE	75-00-3	0.500	ND
TRICHLOROFLUOROMETHANE	75-69-4	0.500	ND
1,1-DICHLOROETHENE	75-35-4	0.500	ND
TRICHLOROTRIFLUOROETHANE	76-13-1	0.500	ND
METHYLENE CHLORIDE	75-09-2	2.50	ND
TRANS-1,2-DICHLOROETHENE	156-60-5	0.500	ND
1,1-DICHLOROETHANE	75-34-3	0.500	ND
CIS-1,2-DICHLOROETHENE	156-59-2	0.500	ND
2,2-DICHLOROPROPANE	594-20-7	0.500	ND
BROMOCHLOROMETHANE	74-97-5	0.500	ND
CHLOROFORM	67-66-3	0.500	ND
1,1,1-TRICHLOROETHANE	71-55-6	0.500	ND
CARBON TETRACHLORIDE	56-23-5	0.500	ND
1,1-DICHLOROPROPENE	563-58-6	0.500	ND
BENZENE	71-43-2	0.500	ND
1,2-DICHLOROETHANE	107-06-2	0.500	ND
TRICHLOROETHENE	79-01-6	0.500	ND
1,2-DICHLOROPROPANE	78-87-5	0.500	ND
DIBROMOMETHANE	74-95-3	0.500	ND
BROMODICHLOROMETHANE	75-27-4	0.500	ND
TRANS-1,3-DICHLOROPROPENE	10061-02-6	0.500	ND
TOLUENE	108-88-3	0.500	ND
CIS-1,3-DICHLOROPROPENE	10061-01-5	0.500	ND
1,1,2-TRICHLOROETHANE	79-00-5	0.500	ND
TETRACHLOROETHENE	127-18-4	0.500	ND
1,3-DICHLOROPROPANE	142-28-9	0.500	ND
DIBROMOCHLOROMETHANE	124-48-1	0.500	ND
1,2-DIBROMOETHANE	106-93-4	0.500	ND
CHLOROBENZENE	108-90-7	0.500	ND
1,1,1,2-TETRACHLOROETHANE	630-20-6	0.500	ND
ETHYLBENZENE	100-41-4	0.500	ND
XYLENE (M+P)	1330-20-7	0.500	ND
XYLENE (O)	1330-20-7	0.500	ND
STYRENE	100-42-5	0.500	ND
BROMOFORM	75-25-2	0.500	ND
ISOPROPYLBENZENE	98-82-8	0.500	ND
1,1,2,2-TETRACHLOROETHANE	79-34-5	0.500	ND
BROMOBENZENE	108-86-1	0.500	ND
1,2,3-TRICHLOROPROPANE	96-18-4	0.500	ND
N-PROPYLBENZENE	103-65-1	0.500	ND
2-CHLOROTOLUENE	95-49-8	0.500	ND

K PRIME, INC.
LABORATORY REPORT

K PRIME PROJECT: 9115
CLIENT PROJECT: A40028.01 T5

SAMPLE ID: H-G-60-65
LAB NO: 132547
DATE SAMPLED: 05/05/2015
TIME SAMPLED: 12:56
BATCH #: 050115W1
DATE ANALYZED: 05/08/2015

METHOD: VOLATILE ORGANIC COMPOUNDS
REFERENCE: EPA 5030/8260

SAMPLE TYPE: WATER
UNITS: ug/L

COMPOUND NAME	CAS NO.	REPORTING LIMIT	SAMPLE CONC
1,3,5-TRIMETHYLBENZENE	108-67-8	0.500	ND
4-CHLOROTOLUENE	106-43-4	0.500	ND
TERT-BUTYLBENZENE	98-06-6	0.500	ND
1,2,4-TRIMETHYLBENZENE	95-63-6	0.500	ND
SEC-BUTYLBENZENE	135-98-8	0.500	ND
1,3-DICHLOROBENZENE	541-73-1	0.500	ND
4-ISOPROPYLTOLUENE	99-87-6	0.500	ND
1,4-DICHLOROBENZENE	106-46-7	0.500	ND
N-BUTYLBENZENE	104-51-8	0.500	ND
1,2-DICHLOROBENZENE	95-50-1	0.500	ND
1,2-DIBROMO-3-CHLOROPROPANE	96-12-8	0.500	ND
1,2,4-TRICHLOROBENZENE	120-82-1	1.00	ND
HEXACHLOROBUTADIENE	87-68-3	1.00	ND
NAPHTHALENE	91-20-3	1.00	ND
1,2,3-TRICHLOROBENZENE	87-61-6	1.00	ND

SURROGATE RECOVERY	%
DIBROMOFLUOROMETHANE	107
TOLUENE-D8	102
4-BROMOFLUOROBENZENE	91

NOTES:

ND - NOT DETECTED AT OR ABOVE THE STATED REPORTING LIMIT

NA - NOT APPLICABLE OR AVAILABLE

APPROVED BY: chw
DATE: 05/13/2015

K PRIME, INC.
LABORATORY REPORT

K PRIME PROJECT: 9115
CLIENT PROJECT: A40028.01 T5

SAMPLE ID: H-G-60-65-DUP
LAB NO: 132548
DATE SAMPLED: 05/05/2015
TIME SAMPLED: 12:56
BATCH #: 050115W1
DATE ANALYZED: 05/08/2015

METHOD: VOLATILE ORGANIC COMPOUNDS
REFERENCE: EPA 5030/8260

SAMPLE TYPE: WATER
UNITS: ug/L

COMPOUND NAME	CAS NO.	REPORTING LIMIT	SAMPLE CONC
DICHLORODIFLUOROMETHANE	75-71-8	0.500	ND
CHLOROMETHANE	74-87-3	0.500	ND
VINYL CHLORIDE	75-01-4	0.500	ND
BROMOMETHANE	74-83-9	0.500	ND
CHLOROETHANE	75-00-3	0.500	ND
TRICHLOROFLUOROMETHANE	75-69-4	0.500	ND
1,1-DICHLOROETHENE	75-35-4	0.500	ND
TRICHLOROTRIFLUOROETHANE	76-13-1	0.500	ND
METHYLENE CHLORIDE	75-09-2	2.50	ND
TRANS-1,2-DICHLOROETHENE	156-60-5	0.500	ND
1,1-DICHLOROETHANE	75-34-3	0.500	ND
CIS-1,2-DICHLOROETHENE	156-59-2	0.500	ND
2,2-DICHLOROPROPANE	594-20-7	0.500	ND
BROMOCHLOROMETHANE	74-97-5	0.500	ND
CHLOROFORM	67-66-3	0.500	ND
1,1,1-TRICHLOROETHANE	71-55-6	0.500	ND
CARBON TETRACHLORIDE	56-23-5	0.500	ND
1,1-DICHLOROPROPENE	563-58-6	0.500	ND
BENZENE	71-43-2	0.500	ND
1,2-DICHLOROETHANE	107-06-2	0.500	ND
TRICHLOROETHENE	79-01-6	0.500	ND
1,2-DICHLOROPROPANE	78-87-5	0.500	ND
DIBROMOMETHANE	74-95-3	0.500	ND
BROMODICHLOROMETHANE	75-27-4	0.500	ND
TRANS-1,3-DICHLOROPROPENE	10061-02-6	0.500	ND
TOLUENE	108-88-3	0.500	ND
CIS-1,3-DICHLOROPROPENE	10061-01-5	0.500	ND
1,1,2-TRICHLOROETHANE	79-00-5	0.500	ND
TETRACHLOROETHENE	127-18-4	0.500	ND
1,3-DICHLOROPROPANE	142-28-9	0.500	ND
DIBROMOCHLOROMETHANE	124-48-1	0.500	ND
1,2-DIBROMOETHANE	106-93-4	0.500	ND
CHLOROBENZENE	108-90-7	0.500	ND
1,1,1,2-TETRACHLOROETHANE	630-20-6	0.500	ND
ETHYLBENZENE	100-41-4	0.500	ND
XYLENE (M+P)	1330-20-7	0.500	ND
XYLENE (O)	1330-20-7	0.500	ND
STYRENE	100-42-5	0.500	ND
BROMOFORM	75-25-2	0.500	ND
ISOPROPYLBENZENE	98-82-8	0.500	ND
1,1,2,2-TETRACHLOROETHANE	79-34-5	0.500	ND
BROMOBENZENE	108-86-1	0.500	ND
1,2,3-TRICHLOROPROPANE	96-18-4	0.500	ND
N-PROPYLBENZENE	103-65-1	0.500	ND
2-CHLOROTOLUENE	95-49-8	0.500	ND

K PRIME, INC.
LABORATORY REPORT

K PRIME PROJECT: 9115
CLIENT PROJECT: A40028.01 T5

SAMPLE ID: H-G-60-65-DUP
LAB NO: 132548
DATE SAMPLED: 05/05/2015
TIME SAMPLED: 12:56
BATCH #: 050115W1
DATE ANALYZED: 05/08/2015

METHOD: VOLATILE ORGANIC COMPOUNDS
REFERENCE: EPA 5030/8260

SAMPLE TYPE: WATER
UNITS: ug/L

COMPOUND NAME	CAS NO.	REPORTING LIMIT	SAMPLE CONC
1,3,5-TRIMETHYLBENZENE	108-67-8	0.500	ND
4-CHLOROTOLUENE	106-43-4	0.500	ND
TERT-BUTYLBENZENE	98-06-6	0.500	ND
1,2,4-TRIMETHYLBENZENE	95-63-6	0.500	ND
SEC-BUTYLBENZENE	135-98-8	0.500	ND
1,3-DICHLOROBENZENE	541-73-1	0.500	ND
4-ISOPROPYLTOLUENE	99-87-6	0.500	ND
1,4-DICHLOROBENZENE	106-46-7	0.500	ND
N-BUTYLBENZENE	104-51-8	0.500	ND
1,2-DICHLOROBENZENE	95-50-1	0.500	ND
1,2-DIBROMO-3-CHLOROPROPANE	96-12-8	0.500	ND
1,2,4-TRICHLOROBENZENE	120-82-1	1.00	ND
HEXACHLOROBUTADIENE	87-68-3	1.00	ND
NAPHTHALENE	91-20-3	1.00	ND
1,2,3-TRICHLOROBENZENE	87-61-6	1.00	ND

SURROGATE RECOVERY	%
DIBROMOFLUOROMETHANE	77
TOLUENE-D8	102
4-BROMOFLUOROBENZENE	93

NOTES:

ND - NOT DETECTED AT OR ABOVE THE STATED REPORTING LIMIT

NA - NOT APPLICABLE OR AVAILABLE

APPROVED BY: Ch
DATE: 05/13/2015

K PRIME, INC.
LABORATORY REPORT

SAMPLE ID: H-H-28-32
LAB NO: 132549
DATE SAMPLED: 05/05/2015
TIME SAMPLED: 14:33
BATCH #: 050115W1
DATE ANALYZED: 05/08/2015

K PRIME PROJECT: 9115
CLIENT PROJECT: A40028.01 T5

METHOD: VOLATILE ORGANIC COMPOUNDS
REFERENCE: EPA 5030/8260

SAMPLE TYPE: WATER
UNITS: ug/L

COMPOUND NAME	CAS NO.	REPORTING LIMIT	SAMPLE CONC
DICHLORODIFLUOROMETHANE	75-71-8	0.500	ND
CHLOROMETHANE	74-87-3	0.500	ND
VINYL CHLORIDE	75-01-4	0.500	ND
BROMOMETHANE	74-83-9	0.500	ND
CHLOROETHANE	75-00-3	0.500	ND
TRICHLOROFLUOROMETHANE	75-69-4	0.500	ND
1,1-DICHLOROETHENE	75-35-4	0.500	ND
TRICHLOROTRIFLUOROETHANE	76-13-1	0.500	ND
METHYLENE CHLORIDE	75-09-2	2.50	ND
TRANS-1,2-DICHLOROETHENE	156-60-5	0.500	ND
1,1-DICHLOROETHANE	75-34-3	0.500	ND
CIS-1,2-DICHLOROETHENE	156-59-2	0.500	ND
2,2-DICHLOROPROPANE	594-20-7	0.500	ND
BROMOCHLOROMETHANE	74-97-5	0.500	ND
CHLOROFORM	67-66-3	0.500	ND
1,1,1-TRICHLOROETHANE	71-55-6	0.500	ND
CARBON TETRACHLORIDE	56-23-5	0.500	ND
1,1-DICHLOROPROPENE	563-58-6	0.500	ND
BENZENE	71-43-2	0.500	2.92
1,2-DICHLOROETHANE	107-06-2	0.500	ND
TRICHLOROETHENE	79-01-6	0.500	ND
1,2-DICHLOROPROPANE	78-87-5	0.500	ND
DIBROMOMETHANE	74-95-3	0.500	ND
BROMODICHLOROMETHANE	75-27-4	0.500	ND
TRANS-1,3-DICHLOROPROPENE	10061-02-6	0.500	ND
TOLUENE	108-88-3	0.500	ND
CIS-1,3-DICHLOROPROPENE	10061-01-5	0.500	ND
1,1,2-TRICHLOROETHANE	79-00-5	0.500	ND
TETRACHLOROETHENE	127-18-4	0.500	ND
1,3-DICHLOROPROPANE	142-28-9	0.500	ND
DIBROMOCHLOROMETHANE	124-48-1	0.500	ND
1,2-DIBROMOETHANE	106-93-4	0.500	ND
CHLOROBENZENE	108-90-7	0.500	ND
1,1,1,2-TETRACHLOROETHANE	630-20-6	0.500	ND
ETHYLBENZENE	100-41-4	0.500	3.60
XYLENE (M+P)	1330-20-7	0.500	15.0
XYLENE (O)	1330-20-7	0.500	5.13
STYRENE	100-42-5	0.500	ND
BROMOFORM	75-25-2	0.500	ND
ISOPROPYLBENZENE	98-82-8	0.500	1.17
1,1,2,2-TETRACHLOROETHANE	79-34-5	0.500	ND
BROMOBENZENE	108-86-1	0.500	ND
1,2,3-TRICHLOROPROPANE	96-18-4	0.500	ND
N-PROPYLBENZENE	103-65-1	0.500	1.82
2-CHLOROTOLUENE	95-49-8	0.500	ND

K PRIME, INC.
LABORATORY REPORT

K PRIME PROJECT: 9115
CLIENT PROJECT: A40028.01 T5

SAMPLE ID: H-H-28-32
LAB NO: 132549
DATE SAMPLED: 05/05/2015
TIME SAMPLED: 14:33
BATCH #: 050115W1
DATE ANALYZED: 05/08/2015

METHOD: VOLATILE ORGANIC COMPOUNDS
REFERENCE: EPA 5030/8260

SAMPLE TYPE: WATER
UNITS: ug/L

COMPOUND NAME	CAS NO.	REPORTING LIMIT	SAMPLE CONC
1,3,5-TRIMETHYLBENZENE	108-67-8	0.500	4.58
4-CHLOROTOLUENE	106-43-4	0.500	ND
TERT-BUTYLBENZENE	98-06-6	0.500	ND
1,2,4-TRIMETHYLBENZENE	95-63-6	0.500	15.9
SEC-BUTYLBENZENE	135-98-8	0.500	1.09
1,3-DICHLOROBENZENE	541-73-1	0.500	ND
4-ISOPROPYLTOLUENE	99-87-6	0.500	ND
1,4-DICHLOROBENZENE	106-46-7	0.500	ND
N-BUTYLBENZENE	104-51-8	0.500	2.14
1,2-DICHLOROBENZENE	95-50-1	0.500	ND
1,2-DIBROMO-3-CHLOROPROPANE	96-12-8	0.500	ND
1,2,4-TRICHLOROBENZENE	120-82-1	1.00	ND
HEXACHLOROBUTADIENE	87-68-3	1.00	ND
NAPHTHALENE	91-20-3	1.00	35.9
1,2,3-TRICHLOROBENZENE	87-61-6	1.00	ND

SURROGATE RECOVERY	%
DIBROMOFLUOROMETHANE	107
TOLUENE-D8	108
4-BROMOFLUOROBENZENE	106

NOTES:

ND - NOT DETECTED AT OR ABOVE THE STATED REPORTING LIMIT
NA - NOT APPLICABLE OR AVAILABLE

APPROVED BY:
DATE: 05/13/2015

K PRIME, INC.
LABORATORY REPORT

K PRIME PROJECT: 9115
CLIENT PROJECT: A40028.01 T5

SAMPLE ID: H-G-36-40
LAB NO: 132550
DATE SAMPLED: 05/05/2015
TIME SAMPLED: 16:55
BATCH #: 050115W1
DATE ANALYZED: 05/08/2015

METHOD: VOLATILE ORGANIC COMPOUNDS
REFERENCE: EPA 5030/8260

SAMPLE TYPE: WATER
UNITS: ug/L

COMPOUND NAME	CAS NO.	REPORTING LIMIT	SAMPLE CONC
DICHLORODIFLUOROMETHANE	75-71-8	0.500	ND
CHLOROMETHANE	74-87-3	0.500	ND
VINYL CHLORIDE	75-01-4	0.500	ND
BROMOMETHANE	74-83-9	0.500	ND
CHLOROETHANE	75-00-3	0.500	ND
TRICHLOROFLUOROMETHANE	75-69-4	0.500	ND
1,1-DICHLOROETHENE	75-35-4	0.500	ND
TRICHLOROTRIFLUOROETHANE	76-13-1	0.500	ND
METHYLENE CHLORIDE	75-09-2	2.50	ND
TRANS-1,2-DICHLOROETHENE	156-60-5	0.500	ND
1,1-DICHLOROETHANE	75-34-3	0.500	ND
CIS-1,2-DICHLOROETHENE	156-59-2	0.500	ND
2,2-DICHLOROPROPANE	594-20-7	0.500	ND
BROMOCHLOROMETHANE	74-97-5	0.500	ND
CHLOROFORM	67-66-3	0.500	ND
1,1,1-TRICHLOROETHANE	71-55-6	0.500	ND
CARBON TETRACHLORIDE	56-23-5	0.500	ND
1,1-DICHLOROPROPENE	563-58-6	0.500	ND
BENZENE	71-43-2	0.500	ND
1,2-DICHLOROETHANE	107-06-2	0.500	ND
TRICHLOROETHENE	79-01-6	0.500	0.820
1,2-DICHLOROPROPANE	78-87-5	0.500	ND
DIBROMOMETHANE	74-95-3	0.500	ND
BROMODICHLOROMETHANE	75-27-4	0.500	ND
TRANS-1,3-DICHLOROPROPENE	10061-02-6	0.500	ND
TOLUENE	108-88-3	0.500	ND
CIS-1,3-DICHLOROPROPENE	10061-01-5	0.500	ND
1,1,2-TRICHLOROETHANE	79-00-5	0.500	ND
TETRACHLOROETHENE	127-18-4	0.500	ND
1,3-DICHLOROPROPANE	142-28-9	0.500	ND
DIBROMOCHLOROMETHANE	124-48-1	0.500	ND
1,2-DIBROMOETHANE	106-93-4	0.500	ND
CHLOROBENZENE	108-90-7	0.500	ND
1,1,1,2-TETRACHLOROETHANE	630-20-6	0.500	ND
ETHYLBENZENE	100-41-4	0.500	ND
XYLENE (M+P)	1330-20-7	0.500	ND
XYLENE (O)	1330-20-7	0.500	ND
STYRENE	100-42-5	0.500	ND
BROMOFORM	75-25-2	0.500	ND
ISOPROPYLBENZENE	98-82-8	0.500	ND
1,1,2,2-TETRACHLOROETHANE	79-34-5	0.500	ND
BROMOBENZENE	108-86-1	0.500	ND
1,2,3-TRICHLOROPROPANE	96-18-4	0.500	ND
N-PROPYLBENZENE	103-65-1	0.500	ND
2-CHLOROTOLUENE	95-49-8	0.500	ND

K PRIME, INC.
LABORATORY REPORT

K PRIME PROJECT: 9115
CLIENT PROJECT: A40028.01 T5

SAMPLE ID: H-G-36-40
LAB NO: 132550
DATE SAMPLED: 05/05/2015
TIME SAMPLED: 16:55
BATCH #: 050115W1
DATE ANALYZED: 05/08/2015

METHOD: VOLATILE ORGANIC COMPOUNDS
REFERENCE: EPA 5030/8260

SAMPLE TYPE: WATER
UNITS: ug/L

COMPOUND NAME	CAS NO.	REPORTING LIMIT	SAMPLE CONC
1,3,5-TRIMETHYLBENZENE	108-67-8	0.500	ND
4-CHLOROTOLUENE	106-43-4	0.500	ND
TERT-BUTYLBENZENE	98-06-6	0.500	ND
1,2,4-TRIMETHYLBENZENE	95-63-6	0.500	ND
SEC-BUTYLBENZENE	135-98-8	0.500	ND
1,3-DICHLOROBENZENE	541-73-1	0.500	ND
4-ISOPROPYLTOLUENE	99-87-6	0.500	ND
1,4-DICHLOROBENZENE	106-46-7	0.500	ND
N-BUTYLBENZENE	104-51-8	0.500	ND
1,2-DICHLOROBENZENE	95-50-1	0.500	ND
1,2-DIBROMO-3-CHLOROPROPANE	96-12-8	0.500	ND
1,2,4-TRICHLOROBENZENE	120-82-1	1.00	ND
HEXACHLOROBUTADIENE	87-68-3	1.00	ND
NAPHTHALENE	91-20-3	1.00	ND
1,2,3-TRICHLOROBENZENE	87-61-6	1.00	ND

SURROGATE RECOVERY	%
DIBROMOFLUOROMETHANE	101
TOLUENE-D8	101
4-BROMOFLUOROBENZENE	103

NOTES:

ND - NOT DETECTED AT OR ABOVE THE STATED REPORTING LIMIT
NA - NOT APPLICABLE OR AVAILABLE

APPROVED BY: Ch
DATE: 05/13/2015

K PRIME, INC.
LABORATORY REPORT

K PRIME PROJECT: 9115
CLIENT PROJECT: A40028.01 T5

METHOD: DRO
REFERENCE: EPA 8015B

SAMPLE TYPE: WATER
UNITS: mg/L

SAMPLE ID	LAB NO.	DATE	BATCH	EXTRACT	DATE	MRL	SAMPLE	DRO
		SAMPLED	ID	DATE	ANALYZED			
H-G-18-22	132545	05/05/2015	050415W1	05/11/2015	05/11/2015	0.051	ND	
H-H-19-24	132546	05/05/2015	050415W1	05/11/2015	05/11/2015	0.052	0.403	

NOTES:

DRO Diesel Range Organics (C12-C34) with Silica Gel Cleanup
ND Not Detected at or above the stated MRL
NA Not Applicable or Available
MRL Method Reporting Limit
AD Typical pattern for diesel
AM Hydrocarbon response is in the C12-C22 range
AC Heavier hydrocarbons contributing to diesel range quantitation
AJ Heavier hydrocarbon than diesel
AK Lighter hydrocarbon than diesel
AE Unknown hydrocarbon with a single peak
AN Unknown hydrocarbon with several peaks

APPROVED BY: CW
DATE: 05/13/2015

K PRIME, INC.
LABORATORY REPORT

K PRIME PROJECT: 9115
CLIENT PROJECT: A40028.01 T5

SAMPLE ID: H-G-18-22
LAB NO: 132544
DATE SAMPLED: 05/05/2015
TIME SAMPLED: 10:13
BATCH ID: 051215DM1

METHOD: DISSOLVED METALS BY ICP/MS
REFERENCE: EPA 200.8

SAMPLE TYPE: WATER
UNITS: ug/L

ELEMENT NAME		DATE ANALYZED	REPORTING LIMIT	SAMPLE CONC
ANTIMONY	Sb	05/12/2015	1.00	ND
ARSENIC	As	05/12/2015	1.00	ND
BARIUM	Ba	05/12/2015	1.00	86.7
BERYLLIUM	Be	05/12/2015	1.00	ND
CADMIUM	Cd	05/12/2015	1.00	ND
CHROMIUM	Cr	05/12/2015	1.00	ND
COBALT	Co	05/12/2015	1.00	4.95
COPPER	Cu	05/12/2015	1.00	ND
LEAD	Pb	05/12/2015	1.00	ND
MERCURY	Hg	05/12/2015	0.200	ND
MOLYBDENUM	Mo	05/12/2015	1.00	12.4
NICKEL	Ni	05/12/2015	1.00	11.1
SELENIUM	Se	05/12/2015	1.00	ND
SILVER	Ag	05/12/2015	1.00	ND
THALLIUM	Tl	05/12/2015	1.00	ND
VANADIUM	V	05/12/2015	1.00	1.22
ZINC	Zn	05/12/2015	1.00	13.0

NOTES:

ND - NOT DETECTED AT OR ABOVE THE STATED REPORTING LIMIT
NA - NOT AVAILABLE OR APPLICABLE

APPROVED BY: CW
DATE: 05/13/2015

K PRIME, INC.
LABORATORY REPORT

K PRIME PROJECT: 9115
CLIENT PROJECT: A40028.01 T5

SAMPLE ID: H-H-19-24
LAB NO: 132546
DATE SAMPLED: 05/05/2015
TIME SAMPLED: 17:15
BATCH ID: 051215DM1

METHOD: DISSOLVED METALS BY ICP/MS
REFERENCE: EPA 200.8

SAMPLE TYPE: WATER
UNITS: ug/L

ELEMENT NAME		DATE ANALYZED	REPORTING LIMIT	SAMPLE CONC
ANTIMONY	Sb	05/12/2015	1.00	ND
ARSENIC	As	05/12/2015	1.00	ND
BARIUM	Ba	05/12/2015	1.00	127
BERYLLIUM	Be	05/12/2015	1.00	ND
CADMIUM	Cd	05/12/2015	1.00	ND
CHROMIUM	Cr	05/12/2015	1.00	ND
COBALT	Co	05/12/2015	1.00	17.4
COPPER	Cu	05/12/2015	1.00	1.36
LEAD	Pb	05/12/2015	1.00	ND
MERCURY	Hg	05/12/2015	0.200	ND
MOLYBDENUM	Mo	05/12/2015	1.00	25.5
NICKEL	Ni	05/12/2015	1.00	16.6
SELENIUM	Se	05/12/2015	1.00	ND
SILVER	Ag	05/12/2015	1.00	ND
THALLIUM	Tl	05/12/2015	1.00	ND
VANADIUM	V	05/12/2015	1.00	ND
ZINC	Zn	05/12/2015	1.00	13.4

NOTES:

ND - NOT DETECTED AT OR ABOVE THE STATED REPORTING LIMIT
NA - NOT AVAILABLE OR APPLICABLE

APPROVED BY: chw
DATE: 05/13/2015

K PRIME, INC.
LABORATORY QUALITY CONTROL REPORT

METHOD BLANK ID: B042715W1
SAMPLE TYPE: WATER

METHOD: GRO-GASOLINE RANGE ORGANICS
REFERENCE: EPA 8015B

BATCH #: 042715W1
DATE EXTRACTED: 04/27/2015
DATE ANALYZED: 04/27/2015

UNITS: mg/L

COMPOUND NAME

REPORTING LIMIT **SAMPLE CONC**

TPH-G	0.050	ND
-------	-------	----

SAMPLE ID: L042715W1
DUPLICATE ID: D042715W1
BATCH #: 042715W1
SAMPLE TYPE: WATER
UNITS: mg/L

DATE EXTRACTED: 04/27/2015
DATE ANALYZED: 04/27/2015

ACCURACY (MATRIX SPIKE)

PARAMETER	SPIKE ADDED	SAMPLE RESULT	SPIKE RESULT	RECOVERY (%)	LIMITS (%)
TPH-G	0.500	ND	0.485	97	60-140

PRECISION (SPIKE DUPLICATE)

COMPOUND NAME	REPORTING LIMIT	SPIKE RESULT	DUPLICATE RESULT	RPD (%)	LIMITS (%)
TPH-G	0.050	0.485	0.462	4.9	±20

NOTES:

ND - NOT DETECTED AT OR ABOVE THE STATED REPORTING LIMIT
 NA - NOT APPLICABLE

K PRIME, INC.

LABORATORY METHOD BLANK REPORT

METHOD BLANK ID: B050115W1

BATCH #: 050115W1

DATE ANALYZED: 05/02/2015

METHOD: VOLATILE ORGANIC COMPOUNDS

SAMPLE TYPE: WATER

REFERENCE: EPA 5030/8260

UNITS: ug/L

COMPOUND NAME	CAS NO.	REPORTING LIMIT	SAMPLE CONC
DICHLORODIFLUOROMETHANE	75-71-8	0.500	ND
CHLOROMETHANE	74-87-3	0.500	ND
VINYL CHLORIDE	75-01-4	0.500	ND
BROMOMETHANE	74-83-9	0.500	ND
CHLOROETHANE	75-00-3	0.500	ND
TRICHLOROFLUOROMETHANE	75-69-4	0.500	ND
1,1-DICHLOROETHENE	75-35-4	0.500	ND
TRICHLOROTRIFLUOROETHANE	76-13-1	0.500	ND
METHYLENE CHLORIDE	75-09-2	2.50	ND
TRANS-1,2-DICHLOROETHENE	156-60-5	0.500	ND
1,1-DICHLOROETHANE	75-34-3	0.500	ND
CIS-1,2-DICHLOROETHENE	156-59-2	0.500	ND
2,2-DICHLOROPROPANE	594-20-7	0.500	ND
BROMOCHLOROMETHANE	74-97-5	0.500	ND
CHLOROFORM	67-66-3	0.500	ND
1,1,1-TRICHLOROETHANE	71-55-6	0.500	ND
CARBON TETRACHLORIDE	56-23-5	0.500	ND
1,1-DICHLOROPROPENE	563-58-6	0.500	ND
BENZENE	71-43-2	0.500	ND
1,2-DICHLOROETHANE	107-06-2	0.500	ND
TRICHLOROETHENE	79-01-6	0.500	ND
1,2-DICHLOROPROPANE	78-87-5	0.500	ND
DIBROMOMETHANE	74-95-3	0.500	ND
BROMODICHLOROMETHANE	75-27-4	0.500	ND
TRANS-1,3-DICHLOROPROPENE	10061-02-6	0.500	ND
TOLUENE	108-88-3	0.500	ND
CIS-1,3-DICHLOROPROPENE	10061-01-5	0.500	ND
1,1,2-TRICHLOROETHANE	79-00-5	0.500	ND
TETRACHLOROETHENE	127-18-4	0.500	ND
1,3-DICHLOROPROPANE	142-28-9	0.500	ND
DIBROMOCHLOROMETHANE	124-48-1	0.500	ND
1,2-DIBROMOETHANE	106-93-4	0.500	ND
CHLOROBENZENE	108-90-7	0.500	ND
1,1,1,2-TETRACHLOROETHANE	630-20-6	0.500	ND
ETHYLBENZENE	100-41-4	0.500	ND
XYLENE (M+P)	1330-20-7	0.500	ND
XYLENE (O)	1330-20-7	0.500	ND
STYRENE	100-42-5	0.500	ND
BROMOFORM	75-25-2	0.500	ND
ISOPROPYLBENZENE	98-82-8	0.500	ND
1,1,2,2-TETRACHLOROETHANE	79-34-5	0.500	ND
BROMOBENZENE	108-86-1	0.500	ND
1,2,3-TRICHLOROPROPANE	96-18-4	0.500	ND
N-PROPYLBENZENE	103-65-1	0.500	ND
2-CHLOROTOLUENE	95-49-8	0.500	ND

K PRIME, INC.

LABORATORY METHOD BLANK REPORT

METHOD BLANK ID: B050115W1

BATCH #: 050115W1

DATE ANALYZED: 05/02/2015

METHOD: VOLATILE ORGANIC COMPOUNDS

SAMPLE TYPE: WATER

REFERENCE: EPA 5030/8260

UNITS: ug/L

COMPOUND NAME	CAS NO.	REPORTING LIMIT	SAMPLE CONC
1,3,5-TRIMETHYLBENZENE	108-67-8	0.500	ND
4-CHLOROTOLUENE	106-43-4	0.500	ND
TERT-BUTYLBENZENE	98-06-6	0.500	ND
1,2,4-TRIMETHYLBENZENE	95-63-6	0.500	ND
SEC-BUTYLBENZENE	135-98-8	0.500	ND
1,3-DICHLOROBENZENE	541-73-1	0.500	ND
4-ISOPROPYLTOLUENE	99-87-6	0.500	ND
1,4-DICHLOROBENZENE	106-46-7	0.500	ND
N-BUTYLBENZENE	104-51-8	0.500	ND
1,2-DICHLOROBENZENE	95-50-1	0.500	ND
1,2-DIBROMO-3-CHLOROPROPANE	96-12-8	0.500	ND
1,2,4-TRICHLOROBENZENE	120-82-1	1.00	ND
HEXACHLOROBUTADIENE	87-68-3	1.00	ND
NAPHTHALENE	91-20-3	1.00	ND
1,2,3-TRICHLOROBENZENE	87-61-6	1.00	ND
METHYL TERT-BUTYL ETHER (MTBE)	1634-04-4	0.500	ND

SURROGATE RECOVERY	%
DIBROMOFLUOROMETHANE	106
TOLUENE-D8	102
4-BROMOFLUOROBENZENE	87

NOTES:

ND - NOT DETECTED AT OR ABOVE THE STATED REPORTING LIMIT

NA - NOT APPLICABLE OR AVAILABLE

K PRIME, INC.
LABORATORY QC REPORT

METHOD: VOLATILE ORGANIC COMPOUNDS
REFERENCE: EPA 5030/8260

SAMPLE ID: B050115W1
SPIKE ID: L050115W1
DUPLICATE ID: D050115W1
BATCH #: 050115W1
SAMPLE TYPE: WATER
UNITS: µg/L

ACCURACY (MATRIX SPIKE)

PARAMETER	SPIKE ADDED	SAMPLE RESULT	SPIKE RESULT	RECOVERY (%)	LIMITS (%)
1,1 DICHLOROETHENE	10.0	ND	10.2	102	60-140
BENZENE	10.0	ND	12.3	123	60-140
TRICHLOROETHENE	10.0	ND	11.6	116	60-140
TOLUENE	10.0	ND	11.9	119	60-140
CHLOROBENZENE	10.0	ND	11.4	114	60-140

PRECISION (SPIKE DUPLICATE)

COMPOUND NAME	REPORTING LIMIT	SPIKE RESULT	DUPLICATE RESULT	RPD (%)	LIMITS (%)
1,1 DICHLOROETHENE	0.500	10.2	10.4	1.3	±20
BENZENE	0.500	12.3	12.3	0.3	±20
TRICHLOROETHENE	0.500	11.6	11.7	0.6	±20
TOLUENE	0.500	11.9	11.5	3.8	±20
CHLOROBENZENE	0.500	11.4	11.2	1.3	±20

NOTES:

ND - NOT DETECTED AT OR ABOVE THE STATED REPORTING LIMIT
NA - NOT AVAILABLE OR APPLICABLE

K PRIME, INC.
LABORATORY QUALITY CONTROL REPORT

BATCH ID: 050415W1
DATE EXTRACTED: 5/4/2015
DATE ANALYZED: 5/4/2015

METHOD: DRO
REFERENCE: EPA 8015B

SAMPLE TYPE: WATER
UNITS: mg/L

METHOD BLANK ID: B050415W1

COMPOUND NAME	REPORTING LIMIT	SAMPLE CONC
DRO	0.050	ND

SAMPLE ID: L050415W1
DUPLICATE ID: D050415W1

ACCURACY (MATRIX SPIKE)

PARAMETER	SPIKE ADDED	SAMPLE RESULT	SPIKE RESULT	RECOVERY (%)	LIMITS (%)
DRO	2.50	ND	1.92	77	60-140

PRECISION (SPIKE DUPLICATE)

COMPOUND NAME	REPORTING LIMIT	SPIKE RESULT	DUPLICATE RESULT	RPD (%)	LIMITS (%)
DRO	0.050	1.92	1.79	7.2	±20

NOTES:

DRO - DIESEL RANGE ORGANICS (C12-C34)
ND - NOT DETECTED AT OR ABOVE THE STATED REPORTING LIMIT
NA - NOT APPLICABLE OR AVAILABLE

K PRIME, INC.
LABORATORY BATCH QC REPORT

SAMPLE ID: L051215DM1
DUPLICATE ID: D051215DM1
METHOD BLANK ID: B051215DM1
BATCH #: 051215DM1
DATE ANALYZED: 05/12/2015

METHOD: DISSOLVED METALS BY ICP/MS
REFERENCE: EPA 200.8

SAMPLE TYPE: WATER
UNITS: ug/L

ELEMENT		MB ug/L	SA ug/L	SR ug/L	SP ug/L	SPD ug/L	SP %R	RPD %
ANTIMONY	Sb	<1.00	50.0	0.0	49.2	49.2	98	0.1
ARSENIC	As	<1.00	50.0	0.0	49.3	48.9	99	0.8
BARIUM	Ba	<1.00	50.0	0.0	50.1	49.5	100	1.1
BERYLLIUM	Be	<1.00	50.0	0.0	50.0	49.1	100	1.8
CADMIUM	Cd	<1.00	50.0	0.0	49.2	49.1	98	0.3
CHROMIUM	Cr	<1.00	50.0	0.0	49.5	49.2	99	0.7
COBALT	Co	<1.00	50.0	0.0	49.4	48.4	99	2.0
COPPER	Cu	<1.00	50.0	0.0	49.9	49.1	100	1.6
LEAD	Pb	<1.00	50.0	0.0	49.6	48.6	99	2.0
MERCURY	Hg	<0.200	1.00	0.0	1.02	1.01	102	0.8
MOLYBDENUM	Mo	<1.00	50.0	0.0	49.7	49.6	99	0.3
NICKEL	Ni	<1.00	50.0	0.0	49.6	49.2	99	0.8
SELENIUM	Se	<1.00	50.0	0.0	48.8	49.1	98	0.7
SILVER	Ag	<1.00	25.0	0.0	24.8	24.7	99	0.4
THALLIUM	Tl	<1.00	50.0	0.0	52.7	51.9	105	1.6
VANADIUM	V	<1.00	50.0	0.0	49.5	49.1	99	0.8
ZINC	Zn	<1.00	50.0	0.0	48.7	47.6	97	2.3

NOTES:

ND: NOT DETECTED
 MB: METHOD BLANK
 SA: SPIKE ADDED
 SR: SAMPLE RESULT
 SP: SPIKE RESULT
 SPD: SPIKE DUPLICATE RESULT
 SP(%R): SPIKE % RECOVERY
 RPD: RELATIVE PERCENT DIFFERENCE

K PRIME, INC.
LABORATORY BATCH QC REPORT

SAMPLE ID: MS132544
DUPLICATE ID: SD132544
METHOD BLANK ID: B051215DM1
BATCH #: 051215DM1
DATE ANALYZED: 05/12/2015

METHOD: DISSOLVED METALS BY ICP/MS
REFERENCE: EPA 200.8

SAMPLE TYPE: WATER
UNITS: ug/L

ELEMENT		MB ug/L	SA ug/L	SR ug/L	SP ug/L	SPD ug/L	SP %R	RPD %
ANTIMONY	Sb	<1.00	100	<1.00	99.5	99.0	99	0.5
ARSENIC	As	<1.00	100	<1.00	108	108	108	0.3
BARIUM	Ba	<1.00	100	86.7	183	186	96	1.5
BERYLLIUM	Be	<1.00	100	<1.00	98.5	99.1	98	0.6
CADMIUM	Cd	<1.00	100	<1.00	90.8	90.7	90	0.1
CHROMIUM	Cr	<1.00	100	<1.00	98.5	99.3	98	0.7
COBALT	Co	<1.00	100	4.95	98.0	98.5	93	0.5
COPPER	Cu	<1.00	100	<1.00	92.3	92.7	91	0.3
LEAD	Pb	<1.00	100	<1.00	90.7	90.4	91	0.3
MERCURY	Hg	<0.200	2.00	<0.200	1.90	1.77	92	7.1
MOLYBDENUM	Mo	<1.00	100	12.4	113	112	101	0.5
NICKEL	Ni	<1.00	100	11.1	104	104	93	0.1
SELENIUM	Se	<1.00	100	<1.00	105	105	105	0.7
SILVER	Ag	<1.00	50.0	<1.00	18.4	18.5	37	0.8
THALLIUM	Tl	<1.00	100	<1.00	98.2	97.9	98	0.3
VANADIUM	V	<1.00	100	1.22	103	103	101	0.5
ZINC	Zn	<1.00	100	13.0	100	98.6	87	1.4

NOTES:

ND: NOT DETECTED
MB: METHOD BLANK
SA: SPIKE ADDED
SR: SAMPLE RESULT
SP: SPIKE RESULT
SPD: SPIKE DUPLICATE RESULT
SP(%R): SPIKE % RECOVERY
RPD: RELATIVE PERCENT DIFFERENCE

9115

RF

PAGE 1 OF 2

CHAIN OF CUSTODY RECORD

Erler & Kalinowski, Inc.

CONSULTING ENGINEERS AND SCIENTISTS

1870 Ogden Drive, Burlingame CA 94010

PHONE: 650-292-9100 FAX: 650-562-9012

Project Name		Project No.		Analyses Requested		EKI COC No.: (YYYYMMDD-#)	
Site B - Offsite		A40028.01 T5		TPH-g TPH-d		20150505-5	
Location:		Sampled By:		EPA 200.8		Revision: (A, B, C, D, etc.)	
Emeryville, CA		J. Daugherty, W. Hassett, B. Castle, J. Shaw, R. Ford		Title 22 Metals		Date: By:	
Reporting:		Laboratory:		EPA 7199		Grab Groundwater	
Electronic Format: EDF		K Prime, Inc.		Hexavalent Chromium		EXPECTED TURNAROUND TIME	
Hard Copy Format: PDF		3621 Westwind Blvd		VOCs + MTBE		5 day	
EPA Data Report Level: II		Santa Rosa, CA 95403		Method No. Analyte Group		REMARKS	
Please report results to the following:		(707) 527-7574		3 - VOAs (HCl) (Preservative)		PLACE ON HOLD	
(1) EKI: labs@ekiconsult.com		Matrix		1 - 250-ml Poly		Field Filtered with 0.45-micron filter	
(2) Joy Su: jsu@ekiconsult.com		Time		1 - 250-ml Poly (HNO ₃)		X	
(3) Jessica Daugherty: jdaugherty@ekiconsult.com		Date		3 - VOAs (HCl)		X	
(4) Will Hassett: whassett@ekiconsult.com		Lab Sample No.		1 - 250-ml Poly (HNO ₃)		X	
Field Sample Identification		Date		1 - 250-ml Poly (HNO ₃)		X	
H-G-16-22		5-5-15		1 - 250-ml Poly (HNO ₃)		X	
H-G-18-22		17/19		3 - VOAs (HCl)		X	
H-H-19-24		17/15		1 - 250-ml Poly (HNO ₃)		X	
132544		10/3		1 - 250-ml Poly (HNO ₃)		X	
132545		17/19		3 - VOAs (HCl)		X	
132546		17/15		1 - 250-ml Poly (HNO ₃)		X	

Special Instructions: Temperature blank included

Relinquished by:	Date	Time	Received by:	(Signature/Affiliation or Carrier/Air Bill No.)
<i>[Signature]</i>	5-5-15	1750	<i>[Signature]</i>	
Relinquished by:	Date	Time	Received by:	(Signature/Affiliation)
<i>[Signature]</i>	5-5-15	1905	<i>[Signature]</i>	
Relinquished by:	Date	Time	Received by:	(Signature/Affiliation)
<i>[Signature]</i>	5-5-15	1905	<i>[Signature]</i>	

9115

CHAIN OF CUSTODY RECORD

Erlor & Kalinowski, Inc.

CONSULTING ENGINEERS AND SCIENTISTS

1870 Ogdan Drive, Burlingame CA 94010

PHONE: 650-292-9100 FAX: 650-552-9012

Project Name		Project No.		ANALYSES REQUESTED		EKI/COC No.: (YYYYMMDD-#)	
Site B - Offsite		A40028.01 T5		EPA 8260B		20150505-6	
Location:		Sampled By:		Field Filtered with 0.45-micron filter		Revision: _____ (A, B, C, D, etc.)	
Emeryville, CA		J. Daugherty, W. Hassett, B. Castle, J. Shaw, R. Ford		PLACE ON HOLD		Date: _____ By: _____	
Reporting:		Laboratory:		Method No.		Analyte Group	
Electronic Format: EDF		K Prime, Inc.		3 - VOAs (HCl)		Grab Groundwater	
Hard Copy Format: PDF		3621 Westwind Blvd		3 - VOAs (HCl)		EXPECTED TURNAROUND TIME	
EPA Data Report Level: II		Santa Rosa, CA 95403		3 - VOAs (HCl)		Remarks	
Please report results to the following:		(707) 527-7574		3 - VOAs (HCl)		sday	
(1) EKI: labs@ekiconsult.com				3 - VOAs (HCl)		↓	
(2) Joy Su: jsu@ekiconsult.com				3 - VOAs (HCl)		↓	
(3) Jessica Daugherty: jdaugherty@ekiconsult.com				3 - VOAs (HCl)		↓	
(4) Will Hassett: whassett@ekiconsult.com				3 - VOAs (HCl)		↓	
Field Sample Identification	Lab Sample No.	Date	Time	Matrix	Number / Type of Container (Preservative)	Received by:	Received by:
H-G-60-65	132547	5/5/2015	1256	water	3 - VOAs (HCl)	<i>[Signature]</i>	<i>[Signature]</i>
H-G-60-65-DUP	132548	↓	1256	↓	3 - VOAs (HCl)	<i>[Signature]</i>	<i>[Signature]</i>
H-H-28-32	132549	↓	1433	↓	3 - VOAs (HCl)	<i>[Signature]</i>	<i>[Signature]</i>
H-G-36-40	132550	↓	1655	↓	3 - VOAs (HCl)	<i>[Signature]</i>	<i>[Signature]</i>
					3 - VOAs (HCl)		
					3 - VOAs (HCl)		
					3 - VOAs (HCl)		
					3 - VOAs (HCl)		
					3 - VOAs (HCl)		
					3 - VOAs (HCl)		
					3 - VOAs (HCl)		
					3 - VOAs (HCl)		
					3 - VOAs (HCl)		
Special Instructions:		Temperature blank included		Date		Time	
Relinquished by:		<i>[Signature]</i>		5-5-15		1750	
Relinquished by:		<i>[Signature]</i>		5-5-15		1905	
Relinquished by:		<i>[Signature]</i>					

9115

Erler & Kalinowski, Inc.

CONSULTING ENGINEERS AND SCIENTISTS

CHAIN OF CUSTODY RECORD

1870 Ogdan Drive, Burlingame CA 94010 PHONE: 650-292-9100 FAX: 650-552-9012

PAGE 1 OF 2

Project Name		Project No.		ANALYSES REQUESTED		EKL/COC No. (YYYYMMDD-#)	
Site B - Offsite		A40028.01 T5		TPH-g TPH-d Title 22 Metals Hexavalent Chromium VOCs + MTBE		20150505-5	
Field Sample Identification	Lab Sample No.	Date	Time	Matrix	Number / Type of Container (Preservative)	Method No.	Analyte Group
H-G-16-22	132544	5-5-15	1013		3 - VOAs (HCl) - MTBE 1 - 250-ml Poly 1 - 250-ml Poly (HNO ₃)	EPA 200.8	Wastewater get cleanup
H-G-18-22	132545		1719		VOAs (HCl) Amber	EPA 7199	
H-H-19-24	132546		1715		3 - VOAs (HCl) 1 - 250-ml Poly 1 - 250-ml Poly (HNO ₃) 3 - VOAs (HCl) 1 - 250-ml Poly 1 - 250-ml Poly (HNO ₃) 3 - VOAs (HCl) 1 - 250-ml Poly 1 - 250-ml Poly (HNO ₃)	EPA 8260B	
Special Instructions: Temperature blank included							
Relinquished By: <i>[Signature]</i>		Date: 5-5-15		Time: 1750		Received by: <i>[Signature]</i>	
Relinquished by: <i>[Signature]</i>		Date: 5-5-15		Time: 1905		Received by: <i>[Signature]</i>	
Relinquished by: <i>[Signature]</i>		Date:		Time:		Received by: <i>[Signature]</i>	

PLATE ON HOLD

Field Filtered with 0.45-micron filter

EXPECTED TURNAROUND TIME

5 day

Remarks

Grab Groundwater

Revised: A

Date: 5/6/15

By: JS

(Signature/Affiliation of Carrier/Air Bill No.)

(Signature/Affiliation)

(Signature/Affiliation)

K PRIME, Inc.

CONSULTING ANALYTICAL CHEMISTS

3621 Westwind Blvd.
Santa Rosa CA 95403
Phone: 707 527 7574
FAX: 707 527 7879

TRANSMITTAL

DATE: 5/14/2015

TO: MS. JOY SU
MS. JESSICA DAUGHERTY
MR. WILL HASSETT
ERLER & KALINOWSKI, INC.
1870 OGDEN DRIVE
BURLINGAME, CA 94010

ACCT: 9115
PROJ: A40028.01 T5

Phone: 650-292-9100
Email: labs@ekiconsult.com
jsu@ekiconsult.com
jdaugherty@ekiconsult.com
whassett@ekiconsult.com

FROM: Richard A. Kagel, Ph.D.
Laboratory Director

*RAK ma
5/14/2015*

SUBJECT: LABORATORY RESULTS FOR YOUR PROJECT A40028.01 T5

Enclosed please find K Prime's laboratory reports for the following samples:

SAMPLE ID	TYPE	DATE	TIME	KPI LAB #
H-I-42-46	WATER	5/6/2015	8:50	132629
H-I-42-46-DUP	WATER	5/6/2015	8:50	132630
H-I-29-33	WATER	5/6/2015	10:00	132631
H-H-42-46	WATER	5/6/2015	9:32	132632
G1-58-62	WATER	5/6/2015	11:20	132633
MPW3	WATER	5/7/2015	15:16	132634
MPW2	WATER	5/7/2015	11:15	132635
MPW1	WATER	5/7/2015	16:36	132636
MPW1-DUP	WATER	5/7/2015	16:36	132637
OSN7-52-56	WATER	5/7/2015	13:40	132638
OSN7-29-34	WATER	5/7/2015	14:22	132639
OSN8-52-56	WATER	5/7/2015	15:42	132640
OSN8-30-34	WATER	5/7/2015	16:16	132641
OSN7-14-19	WATER	5/7/2015	17:15	132642
H-I-22-26	WATER	5/6/2015	13:40	132643

The above listed sample group was received on 5/7/2015 and tested as requested on the chain of custody document.

Please call me if you have any questions or need further information.
Thank you for this opportunity to be of service.

K PRIME, INC.
LABORATORY REPORT

K PRIME PROJECT: 9115
CLIENT PROJECT: A40028.01 T5

METHOD: GRO-GASOLINE RANGE ORGANICS
REFERENCE: EPA 8015B

SAMPLE TYPE: WATER
UNITS: mg/L

SAMPLE ID	LAB NO.	DATE	TIME	BATCH	DATE	MRL	SAMPLE	GRO
		SAMPLED	SAMPLED	ID	ANALYZED			
H-I-22-26	132643	05/06/2015	13:40	042715W1	05/08/2015	0.050	ND	

NOTES:

ND - NOT DETECTED AT OR ABOVE THE STATED METHOD REPORTING LIMIT
NA - NOT APPLICABLE OR AVAILABLE
MRL - METHOD REPORTING LIMIT
AE - UNKNOWN HYDROCARBON WITH A SINGLE PEAK
AN - UNKNOWN HYDROCARBON WITH SEVERAL PEAKS
AS - HEAVIER HYDROCARBON THAN GASOLINE CONTRIBUTING TO GRO VALUE
CO - HYDROCARBON RESPONSE IN GASOLINE RANGE BUT DOES NOT RESEMBLE GASOLINE

APPROVED BY: *Ch*
DATE: 05/14/2015

K PRIME, INC.
LABORATORY REPORT

SAMPLE ID: H-I-42-46
LAB NO: 132629
DATE SAMPLED: 05/06/2015
TIME SAMPLED: 08:50
BATCH #: 050815W1
DATE ANALYZED: 05/11/2015

K PRIME PROJECT: 9115
CLIENT PROJECT: A40028.01 T5

METHOD: VOLATILE ORGANIC COMPOUNDS
REFERENCE: EPA 5030/8260

SAMPLE TYPE: WATER
UNITS: ug/L

COMPOUND NAME	CAS NO.	REPORTING LIMIT	SAMPLE CONC
DICHLORODIFLUOROMETHANE	75-71-8	0.500	ND
CHLOROMETHANE	74-87-3	0.500	ND
VINYL CHLORIDE	75-01-4	0.500	ND
BROMOMETHANE	74-83-9	0.500	ND
CHLOROETHANE	75-00-3	0.500	ND
TRICHLOROFLUOROMETHANE	75-69-4	0.500	ND
1,1-DICHLOROETHENE	75-35-4	0.500	ND
TRICHLOROTRIFLUOROETHANE	76-13-1	0.500	ND
METHYLENE CHLORIDE	75-09-2	2.50	ND
TRANS-1,2-DICHLOROETHENE	156-60-5	0.500	ND
1,1-DICHLOROETHANE	75-34-3	0.500	ND
CIS-1,2-DICHLOROETHENE	156-59-2	0.500	ND
2,2-DICHLOROPROPANE	594-20-7	0.500	ND
BROMOCHLOROMETHANE	74-97-5	0.500	ND
CHLOROFORM	67-66-3	0.500	ND
1,1,1-TRICHLOROETHANE	71-55-6	0.500	ND
CARBON TETRACHLORIDE	56-23-5	0.500	ND
1,1-DICHLOROPROPENE	563-58-6	0.500	ND
BENZENE	71-43-2	0.500	ND
1,2-DICHLOROETHANE	107-06-2	0.500	ND
TRICHLOROETHENE	79-01-6	0.500	ND
1,2-DICHLOROPROPANE	78-87-5	0.500	ND
DIBROMOMETHANE	74-95-3	0.500	ND
BROMODICHLOROMETHANE	75-27-4	0.500	ND
TRANS-1,3-DICHLOROPROPENE	10061-02-6	0.500	ND
TOLUENE	108-88-3	0.500	ND
CIS-1,3-DICHLOROPROPENE	10061-01-5	0.500	ND
1,1,2-TRICHLOROETHANE	79-00-5	0.500	ND
TETRACHLOROETHENE	127-18-4	0.500	ND
1,3-DICHLOROPROPANE	142-28-9	0.500	ND
DIBROMOCHLOROMETHANE	124-48-1	0.500	ND
1,2-DIBROMOETHANE	106-93-4	0.500	ND
CHLOROBENZENE	108-90-7	0.500	ND
1,1,1,2-TETRACHLOROETHANE	630-20-6	0.500	ND
ETHYLBENZENE	100-41-4	0.500	ND
XYLENE (M+P)	1330-20-7	0.500	ND
XYLENE (O)	1330-20-7	0.500	ND
STYRENE	100-42-5	0.500	ND
BROMOFORM	75-25-2	0.500	ND
ISOPROPYLBENZENE	98-82-8	0.500	ND
1,1,2,2-TETRACHLOROETHANE	79-34-5	0.500	ND
BROMOBENZENE	108-86-1	0.500	ND
1,2,3-TRICHLOROPROPANE	96-18-4	0.500	ND
N-PROPYLBENZENE	103-65-1	0.500	ND
2-CHLOROTOLUENE	95-49-8	0.500	ND

K PRIME, INC.
LABORATORY REPORT

SAMPLE ID: H-I-42-46
LAB NO: 132629
DATE SAMPLED: 05/06/2015
TIME SAMPLED: 08:50
BATCH #: 050815W1
DATE ANALYZED: 05/11/2015

K PRIME PROJECT: 9115
CLIENT PROJECT: A40028.01 T5

METHOD: VOLATILE ORGANIC COMPOUNDS
REFERENCE: EPA 5030/8260

SAMPLE TYPE: WATER
UNITS: ug/L

COMPOUND NAME	CAS NO.	REPORTING LIMIT	SAMPLE CONC
1,3,5-TRIMETHYLBENZENE	108-67-8	0.500	ND
4-CHLOROTOLUENE	106-43-4	0.500	ND
TERT-BUTYLBENZENE	98-06-6	0.500	ND
1,2,4-TRIMETHYLBENZENE	95-63-6	0.500	ND
SEC-BUTYLBENZENE	135-98-8	0.500	ND
1,3-DICHLOROBENZENE	541-73-1	0.500	ND
4-ISOPROPYLTOLUENE	99-87-6	0.500	ND
1,4-DICHLOROBENZENE	106-46-7	0.500	ND
N-BUTYLBENZENE	104-51-8	0.500	ND
1,2-DICHLOROBENZENE	95-50-1	0.500	ND
1,2-DIBROMO-3-CHLOROPROPANE	96-12-8	0.500	ND
1,2,4-TRICHLOROBENZENE	120-82-1	1.00	ND
HEXACHLOROBUTADIENE	87-68-3	1.00	ND
NAPHTHALENE	91-20-3	1.00	ND
1,2,3-TRICHLOROBENZENE	87-61-6	1.00	ND

SURROGATE RECOVERY	%
DIBROMOFLUOROMETHANE	102
TOLUENE-D8	102
4-BROMOFLUOROBENZENE	91

NOTES:

ND - NOT DETECTED AT OR ABOVE THE STATED REPORTING LIMIT

NA - NOT APPLICABLE OR AVAILABLE

APPROVED BY: *Ch*
DATE: 05/14/2015

K PRIME, INC.
LABORATORY REPORT

K PRIME PROJECT: 9115
CLIENT PROJECT: A40028.01 T5

SAMPLE ID: H-I-42-46-DUP
LAB NO: 132630
DATE SAMPLED: 05/06/2015
TIME SAMPLED: 08:50
BATCH #: 050815W1
DATE ANALYZED: 05/11/2015

METHOD: VOLATILE ORGANIC COMPOUNDS
REFERENCE: EPA 5030/8260

SAMPLE TYPE: WATER
UNITS: ug/L

COMPOUND NAME	CAS NO.	REPORTING LIMIT	SAMPLE CONC
DICHLORODIFLUOROMETHANE	75-71-8	0.500	ND
CHLOROMETHANE	74-87-3	0.500	ND
VINYL CHLORIDE	75-01-4	0.500	ND
BROMOMETHANE	74-83-9	0.500	ND
CHLOROETHANE	75-00-3	0.500	ND
TRICHLOROFLUOROMETHANE	75-69-4	0.500	ND
1,1-DICHLOROETHENE	75-35-4	0.500	ND
TRICHLOROTRIFLUOROETHANE	76-13-1	0.500	ND
METHYLENE CHLORIDE	75-09-2	2.50	ND
TRANS-1,2-DICHLOROETHENE	156-60-5	0.500	ND
1,1-DICHLOROETHANE	75-34-3	0.500	ND
CIS-1,2-DICHLOROETHENE	156-59-2	0.500	ND
2,2-DICHLOROPROPANE	594-20-7	0.500	ND
BROMOCHLOROMETHANE	74-97-5	0.500	ND
CHLOROFORM	67-66-3	0.500	ND
1,1,1-TRICHLOROETHANE	71-55-6	0.500	ND
CARBON TETRACHLORIDE	56-23-5	0.500	ND
1,1-DICHLOROPROPENE	563-58-6	0.500	ND
BENZENE	71-43-2	0.500	ND
1,2-DICHLOROETHANE	107-06-2	0.500	ND
TRICHLOROETHENE	79-01-6	0.500	ND
1,2-DICHLOROPROPANE	78-87-5	0.500	ND
DIBROMOMETHANE	74-95-3	0.500	ND
BROMODICHLOROMETHANE	75-27-4	0.500	ND
TRANS-1,3-DICHLOROPROPENE	10061-02-6	0.500	ND
TOLUENE	108-88-3	0.500	ND
CIS-1,3-DICHLOROPROPENE	10061-01-5	0.500	ND
1,1,2-TRICHLOROETHANE	79-00-5	0.500	ND
TETRACHLOROETHENE	127-18-4	0.500	ND
1,3-DICHLOROPROPANE	142-28-9	0.500	ND
DIBROMOCHLOROMETHANE	124-48-1	0.500	ND
1,2-DIBROMOETHANE	106-93-4	0.500	ND
CHLOROBENZENE	108-90-7	0.500	ND
1,1,1,2-TETRACHLOROETHANE	630-20-6	0.500	ND
ETHYLBENZENE	100-41-4	0.500	ND
XYLENE (M+P)	1330-20-7	0.500	ND
XYLENE (O)	1330-20-7	0.500	ND
STYRENE	100-42-5	0.500	ND
BROMOFORM	75-25-2	0.500	ND
ISOPROPYLBENZENE	98-82-8	0.500	ND
1,1,2,2-TETRACHLOROETHANE	79-34-5	0.500	ND
BROMOBENZENE	108-86-1	0.500	ND
1,2,3-TRICHLOROPROPANE	96-18-4	0.500	ND
N-PROPYLBENZENE	103-65-1	0.500	ND
2-CHLOROTOLUENE	95-49-8	0.500	ND

K PRIME, INC.
LABORATORY REPORT

K PRIME PROJECT: 9115
CLIENT PROJECT: A40028.01 T5

SAMPLE ID: H-I-42-46-DUP
LAB NO: 132630
DATE SAMPLED: 05/06/2015
TIME SAMPLED: 08:50
BATCH #: 050815W1
DATE ANALYZED: 05/11/2015

METHOD: VOLATILE ORGANIC COMPOUNDS
REFERENCE: EPA 5030/8260

SAMPLE TYPE: WATER
UNITS: ug/L

COMPOUND NAME	CAS NO.	REPORTING LIMIT	SAMPLE CONC
1,3,5-TRIMETHYLBENZENE	108-67-8	0.500	ND
4-CHLOROTOLUENE	106-43-4	0.500	ND
TERT-BUTYLBENZENE	98-06-6	0.500	ND
1,2,4-TRIMETHYLBENZENE	95-63-6	0.500	ND
SEC-BUTYLBENZENE	135-98-8	0.500	ND
1,3-DICHLOROBENZENE	541-73-1	0.500	ND
4-ISOPROPYLTOLUENE	99-87-6	0.500	ND
1,4-DICHLOROBENZENE	106-46-7	0.500	ND
N-BUTYLBENZENE	104-51-8	0.500	ND
1,2-DICHLOROBENZENE	95-50-1	0.500	ND
1,2-DIBROMO-3-CHLOROPROPANE	96-12-8	0.500	ND
1,2,4-TRICHLOROBENZENE	120-82-1	1.00	ND
HEXACHLOROBUTADIENE	87-68-3	1.00	ND
NAPHTHALENE	91-20-3	1.00	ND
1,2,3-TRICHLOROBENZENE	87-61-6	1.00	ND

SURROGATE RECOVERY	%
DIBROMOFLUOROMETHANE	107
TOLUENE-D8	102
4-BROMOFLUOROBENZENE	93

NOTES:

ND - NOT DETECTED AT OR ABOVE THE STATED REPORTING LIMIT

NA -NOT APPLICABLE OR AVAILABLE

APPROVED BY: AW
DATE: 05/14/2015

K PRIME, INC.
LABORATORY REPORT

K PRIME PROJECT: 9115
CLIENT PROJECT: A40028.01 T5

SAMPLE ID: H-I-29-33
LAB NO: 132631
DATE SAMPLED: 05/06/2015
TIME SAMPLED: 10:00
BATCH #: 050815W1
DATE ANALYZED: 05/11/2015

METHOD: VOLATILE ORGANIC COMPOUNDS
REFERENCE: EPA 5030/8260

SAMPLE TYPE: WATER
UNITS: ug/L

COMPOUND NAME	CAS NO.	REPORTING LIMIT	SAMPLE CONC
DICHLORODIFLUOROMETHANE	75-71-8	0.500	ND
CHLOROMETHANE	74-87-3	0.500	ND
VINYL CHLORIDE	75-01-4	0.500	ND
BROMOMETHANE	74-83-9	0.500	ND
CHLOROETHANE	75-00-3	0.500	ND
TRICHLOROFLUOROMETHANE	75-69-4	0.500	ND
1,1-DICHLOROETHENE	75-35-4	0.500	ND
TRICHLOROTRIFLUOROETHANE	76-13-1	0.500	ND
METHYLENE CHLORIDE	75-09-2	2.50	ND
TRANS-1,2-DICHLOROETHENE	156-60-5	0.500	ND
1,1-DICHLOROETHANE	75-34-3	0.500	ND
CIS-1,2-DICHLOROETHENE	156-59-2	0.500	ND
2,2-DICHLOROPROPANE	594-20-7	0.500	ND
BROMOCHLOROMETHANE	74-97-5	0.500	ND
CHLOROFORM	67-66-3	0.500	ND
1,1,1-TRICHLOROETHANE	71-55-6	0.500	ND
CARBON TETRACHLORIDE	56-23-5	0.500	ND
1,1-DICHLOROPROPENE	563-58-6	0.500	ND
BENZENE	71-43-2	0.500	ND
1,2-DICHLOROETHANE	107-06-2	0.500	ND
TRICHLOROETHENE	79-01-6	0.500	ND
1,2-DICHLOROPROPANE	78-87-5	0.500	ND
DIBROMOMETHANE	74-95-3	0.500	ND
BROMODICHLOROMETHANE	75-27-4	0.500	ND
TRANS-1,3-DICHLOROPROPENE	10061-02-6	0.500	ND
TOLUENE	108-88-3	0.500	ND
CIS-1,3-DICHLOROPROPENE	10061-01-5	0.500	ND
1,1,2-TRICHLOROETHANE	79-00-5	0.500	ND
TETRACHLOROETHENE	127-18-4	0.500	ND
1,3-DICHLOROPROPANE	142-28-9	0.500	ND
DIBROMOCHLOROMETHANE	124-48-1	0.500	ND
1,2-DIBROMOETHANE	106-93-4	0.500	ND
CHLOROBENZENE	108-90-7	0.500	ND
1,1,1,2-TETRACHLOROETHANE	630-20-6	0.500	ND
ETHYLBENZENE	100-41-4	0.500	ND
XYLENE (M+P)	1330-20-7	0.500	ND
XYLENE (O)	1330-20-7	0.500	ND
STYRENE	100-42-5	0.500	ND
BROMOFORM	75-25-2	0.500	ND
ISOPROPYLBENZENE	98-82-8	0.500	ND
1,1,2,2-TETRACHLOROETHANE	79-34-5	0.500	ND
BROMOBENZENE	108-86-1	0.500	ND
1,2,3-TRICHLOROPROPANE	96-18-4	0.500	ND
N-PROPYLBENZENE	103-65-1	0.500	ND
2-CHLOROTOLUENE	95-49-8	0.500	ND

K PRIME, INC.
LABORATORY REPORT

K PRIME PROJECT: 9115
CLIENT PROJECT: A40028.01 T5

SAMPLE ID: H-I-29-33
LAB NO: 132631
DATE SAMPLED: 05/06/2015
TIME SAMPLED: 10:00
BATCH #: 050815W1
DATE ANALYZED: 05/11/2015

METHOD: VOLATILE ORGANIC COMPOUNDS
REFERENCE: EPA 5030/8260

SAMPLE TYPE: WATER
UNITS: ug/L

COMPOUND NAME	CAS NO.	REPORTING LIMIT	SAMPLE CONC
1,3,5-TRIMETHYLBENZENE	108-67-8	0.500	ND
4-CHLOROTOLUENE	106-43-4	0.500	ND
TERT-BUTYLBENZENE	98-06-6	0.500	ND
1,2,4-TRIMETHYLBENZENE	95-63-6	0.500	ND
SEC-BUTYLBENZENE	135-98-8	0.500	ND
1,3-DICHLOROBENZENE	541-73-1	0.500	ND
4-ISOPROPYLTOLUENE	99-87-6	0.500	ND
1,4-DICHLOROBENZENE	106-46-7	0.500	ND
N-BUTYLBENZENE	104-51-8	0.500	ND
1,2-DICHLOROBENZENE	95-50-1	0.500	ND
1,2-DIBROMO-3-CHLOROPROPANE	96-12-8	0.500	ND
1,2,4-TRICHLOROBENZENE	120-82-1	1.00	ND
HEXACHLOROBUTADIENE	87-68-3	1.00	ND
NAPHTHALENE	91-20-3	1.00	ND
1,2,3-TRICHLOROBENZENE	87-61-6	1.00	ND

SURROGATE RECOVERY	%
DIBROMOFLUOROMETHANE	107
TOLUENE-D8	101
4-BROMOFLUROBENZENE	93

NOTES:
ND - NOT DETECTED AT OR ABOVE THE STATED REPORTING LIMIT
NA -NOT APPLICABLE OR AVAILABLE

APPROVED BY: Ch
DATE: 05/14/2015

K PRIME, INC.
LABORATORY REPORT

K PRIME PROJECT: 9115
CLIENT PROJECT: A40028.01 T5

SAMPLE ID: H-H-42-46
LAB NO: 132632
DATE SAMPLED: 05/06/2015
TIME SAMPLED: 09:32
BATCH #: 050815W1
DATE ANALYZED: 05/11/2015

METHOD: VOLATILE ORGANIC COMPOUNDS
REFERENCE: EPA 5030/8260

SAMPLE TYPE: WATER
UNITS: ug/L

COMPOUND NAME	CAS NO.	REPORTING LIMIT	SAMPLE CONC
DICHLORODIFLUOROMETHANE	75-71-8	0.500	ND
CHLOROMETHANE	74-87-3	0.500	ND
VINYL CHLORIDE	75-01-4	0.500	ND
BROMOMETHANE	74-83-9	0.500	ND
CHLOROETHANE	75-00-3	0.500	ND
TRICHLOROFLUOROMETHANE	75-69-4	0.500	ND
1,1-DICHLOROETHENE	75-35-4	0.500	ND
TRICHLOROTRIFLUOROETHANE	76-13-1	0.500	ND
METHYLENE CHLORIDE	75-09-2	2.50	ND
TRANS-1,2-DICHLOROETHENE	156-60-5	0.500	ND
1,1-DICHLOROETHANE	75-34-3	0.500	ND
CIS-1,2-DICHLOROETHENE	156-59-2	0.500	ND
2,2-DICHLOROPROPANE	594-20-7	0.500	ND
BROMOCHLOROMETHANE	74-97-5	0.500	ND
CHLOROFORM	67-66-3	0.500	ND
1,1,1-TRICHLOROETHANE	71-55-6	0.500	ND
CARBON TETRACHLORIDE	56-23-5	0.500	ND
1,1-DICHLOROPROPENE	563-58-6	0.500	ND
BENZENE	71-43-2	0.500	ND
1,2-DICHLOROETHANE	107-06-2	0.500	ND
TRICHLOROETHENE	79-01-6	0.500	ND
1,2-DICHLOROPROPANE	78-87-5	0.500	ND
DIBROMOMETHANE	74-95-3	0.500	ND
BROMODICHLOROMETHANE	75-27-4	0.500	ND
TRANS-1,3-DICHLOROPROPENE	10061-02-6	0.500	ND
TOLUENE	108-88-3	0.500	ND
CIS-1,3-DICHLOROPROPENE	10061-01-5	0.500	ND
1,1,2-TRICHLOROETHANE	79-00-5	0.500	ND
TETRACHLOROETHENE	127-18-4	0.500	ND
1,3-DICHLOROPROPANE	142-28-9	0.500	ND
DIBROMOCHLOROMETHANE	124-48-1	0.500	ND
1,2-DIBROMOETHANE	106-93-4	0.500	ND
CHLOROBENZENE	108-90-7	0.500	ND
1,1,1,2-TETRACHLOROETHANE	630-20-6	0.500	ND
ETHYLBENZENE	100-41-4	0.500	ND
XYLENE (M+P)	1330-20-7	0.500	ND
XYLENE (O)	1330-20-7	0.500	ND
STYRENE	100-42-5	0.500	ND
BROMOFORM	75-25-2	0.500	ND
ISOPROPYLBENZENE	98-82-8	0.500	ND
1,1,2,2-TETRACHLOROETHANE	79-34-5	0.500	ND
BROMOBENZENE	108-86-1	0.500	ND
1,2,3-TRICHLOROPROPANE	96-18-4	0.500	ND
N-PROPYLBENZENE	103-65-1	0.500	ND
2-CHLOROTOLUENE	95-49-8	0.500	ND

K PRIME, INC.
LABORATORY REPORT

K PRIME PROJECT: 9115
CLIENT PROJECT: A40028.01 T5

SAMPLE ID: H-H-42-46
LAB NO: 132632
DATE SAMPLED: 05/06/2015
TIME SAMPLED: 09:32
BATCH #: 050815W1
DATE ANALYZED: 05/11/2015

METHOD: VOLATILE ORGANIC COMPOUNDS
REFERENCE: EPA 5030/8260

SAMPLE TYPE: WATER
UNITS: ug/L

COMPOUND NAME	CAS NO.	REPORTING LIMIT	SAMPLE CONC
1,3,5-TRIMETHYLBENZENE	108-67-8	0.500	ND
4-CHLOROTOLUENE	106-43-4	0.500	ND
TERT-BUTYLBENZENE	98-06-6	0.500	ND
1,2,4-TRIMETHYLBENZENE	95-63-6	0.500	ND
SEC-BUTYLBENZENE	135-98-8	0.500	ND
1,3-DICHLOROBENZENE	541-73-1	0.500	ND
4-ISOPROPYLTOLUENE	99-87-6	0.500	ND
1,4-DICHLOROBENZENE	106-46-7	0.500	ND
N-BUTYLBENZENE	104-51-8	0.500	ND
1,2-DICHLOROBENZENE	95-50-1	0.500	ND
1,2-DIBROMO-3-CHLOROPROPANE	96-12-8	0.500	ND
1,2,4-TRICHLOROBENZENE	120-82-1	1.00	ND
HEXACHLOROBUTADIENE	87-68-3	1.00	ND
NAPHTHALENE	91-20-3	1.00	ND
1,2,3-TRICHLOROBENZENE	87-61-6	1.00	ND

SURROGATE RECOVERY	%
DIBROMOFLUOROMETHANE	108
TOLUENE-D8	101
4-BROMOFLUOROBENZENE	92

NOTES:

ND - NOT DETECTED AT OR ABOVE THE STATED REPORTING LIMIT

NA - NOT APPLICABLE OR AVAILABLE

APPROVED BY: chw
DATE: 05/14/2015

K PRIME, INC.
LABORATORY REPORT

SAMPLE ID: G1-58-62
LAB NO: 132633
DATE SAMPLED: 05/06/2015
TIME SAMPLED: 11:20
BATCH #: 050815W1
DATE ANALYZED: 05/11/2015

K PRIME PROJECT: 9115
CLIENT PROJECT: A40028.01 T5

METHOD: VOLATILE ORGANIC COMPOUNDS
REFERENCE: EPA 5030/8260

SAMPLE TYPE: WATER
UNITS: ug/L

COMPOUND NAME	CAS NO.	REPORTING LIMIT	SAMPLE CONC
DICHLORODIFLUOROMETHANE	75-71-8	0.500	ND
CHLOROMETHANE	74-87-3	0.500	ND
VINYL CHLORIDE	75-01-4	0.500	ND
BROMOMETHANE	74-83-9	0.500	ND
CHLOROETHANE	75-00-3	0.500	ND
TRICHLOROFLUOROMETHANE	75-69-4	0.500	ND
1,1-DICHLOROETHENE	75-35-4	0.500	ND
TRICHLOROTRIFLUOROETHANE	76-13-1	0.500	ND
METHYLENE CHLORIDE	75-09-2	2.50	ND
TRANS-1,2-DICHLOROETHENE	156-60-5	0.500	ND
1,1-DICHLOROETHANE	75-34-3	0.500	ND
CIS-1,2-DICHLOROETHENE	156-59-2	0.500	ND
2,2-DICHLOROPROPANE	594-20-7	0.500	ND
BROMOCHLOROMETHANE	74-97-5	0.500	ND
CHLOROFORM	67-66-3	0.500	ND
1,1,1-TRICHLOROETHANE	71-55-6	0.500	ND
CARBON TETRACHLORIDE	56-23-5	0.500	ND
1,1-DICHLOROPROPENE	563-58-6	0.500	ND
BENZENE	71-43-2	0.500	ND
1,2-DICHLOROETHANE	107-06-2	0.500	ND
TRICHLOROETHENE	79-01-6	0.500	ND
1,2-DICHLOROPROPANE	78-87-5	0.500	ND
DIBROMOMETHANE	74-95-3	0.500	ND
BROMODICHLOROMETHANE	75-27-4	0.500	ND
TRANS-1,3-DICHLOROPROPENE	10061-02-6	0.500	ND
TOLUENE	108-88-3	0.500	ND
CIS-1,3-DICHLOROPROPENE	10061-01-5	0.500	ND
1,1,2-TRICHLOROETHANE	79-00-5	0.500	ND
TETRACHLOROETHENE	127-18-4	0.500	ND
1,3-DICHLOROPROPANE	142-28-9	0.500	ND
DIBROMOCHLOROMETHANE	124-48-1	0.500	ND
1,2-DIBROMOETHANE	106-93-4	0.500	ND
CHLOROBENZENE	108-90-7	0.500	ND
1,1,1,2-TETRACHLOROETHANE	630-20-6	0.500	ND
ETHYLBENZENE	100-41-4	0.500	ND
XYLENE (M+P)	1330-20-7	0.500	ND
XYLENE (O)	1330-20-7	0.500	ND
STYRENE	100-42-5	0.500	ND
BROMOFORM	75-25-2	0.500	ND
ISOPROPYLBENZENE	98-82-8	0.500	ND
1,1,2,2-TETRACHLOROETHANE	79-34-5	0.500	ND
BROMOBENZENE	108-86-1	0.500	ND
1,2,3-TRICHLOROPROPANE	96-18-4	0.500	ND
N-PROPYLBENZENE	103-65-1	0.500	ND
2-CHLOROTOLUENE	95-49-8	0.500	ND

K PRIME, INC.
LABORATORY REPORT

K PRIME PROJECT: 9115
CLIENT PROJECT: A40028.01 T5

SAMPLE ID: G1-58-62
LAB NO: 132633
DATE SAMPLED: 05/06/2015
TIME SAMPLED: 11:20
BATCH #: 050815W1
DATE ANALYZED: 05/11/2015

METHOD: VOLATILE ORGANIC COMPOUNDS
REFERENCE: EPA 5030/8260

SAMPLE TYPE: WATER
UNITS: ug/L

COMPOUND NAME	CAS NO.	REPORTING LIMIT	SAMPLE CONC
1,3,5-TRIMETHYLBENZENE	108-67-8	0.500	ND
4-CHLOROTOLUENE	106-43-4	0.500	ND
TERT-BUTYLBENZENE	98-06-6	0.500	ND
1,2,4-TRIMETHYLBENZENE	95-63-6	0.500	ND
SEC-BUTYLBENZENE	135-98-8	0.500	ND
1,3-DICHLOROBENZENE	541-73-1	0.500	ND
4-ISOPROPYLTOLUENE	99-87-6	0.500	ND
1,4-DICHLOROBENZENE	106-46-7	0.500	ND
N-BUTYLBENZENE	104-51-8	0.500	ND
1,2-DICHLOROBENZENE	95-50-1	0.500	ND
1,2-DIBROMO-3-CHLOROPROPANE	96-12-8	0.500	ND
1,2,4-TRICHLOROBENZENE	120-82-1	1.00	ND
HEXACHLOROBUTADIENE	87-68-3	1.00	ND
NAPHTHALENE	91-20-3	1.00	ND
1,2,3-TRICHLOROBENZENE	87-61-6	1.00	ND

SURROGATE RECOVERY	%
DIBROMOFLUOROMETHANE	105
TOLUENE-D8	101
4-BROMOFLUOROBENZENE	91

NOTES:

ND - NOT DETECTED AT OR ABOVE THE STATED REPORTING LIMIT

NA -NOT APPLICABLE OR AVAILABLE

APPROVED BY: CW
DATE: 05/14/2015

K PRIME, INC.
LABORATORY REPORT

K PRIME PROJECT: 9115
CLIENT PROJECT: A40028.01 T5

SAMPLE ID: MPW3
LAB NO: 132634
DATE SAMPLED: 05/07/2015
TIME SAMPLED: 15:16
BATCH #: 050815W1
DATE ANALYZED: 05/11/2015

METHOD: VOLATILE ORGANIC COMPOUNDS
REFERENCE: EPA 5030/8260

SAMPLE TYPE: WATER
UNITS: ug/L

COMPOUND NAME	CAS NO.	REPORTING LIMIT	SAMPLE CONC
DICHLORODIFLUOROMETHANE	75-71-8	5.00	ND
CHLOROMETHANE	74-87-3	5.00	ND
VINYL CHLORIDE	75-01-4	5.00	8.62
BROMOMETHANE	74-83-9	5.00	ND
CHLOROETHANE	75-00-3	5.00	ND
TRICHLOROFLUOROMETHANE	75-69-4	5.00	ND
1,1-DICHLOROETHENE	75-35-4	5.00	ND
TRICHLOROTRIFLUOROETHANE	76-13-1	5.00	ND
METHYLENE CHLORIDE	75-09-2	25.0	ND
TRANS-1,2-DICHLOROETHENE	156-60-5	5.00	57.9
1,1-DICHLOROETHANE	75-34-3	5.00	16.8
CIS-1,2-DICHLOROETHENE	156-59-2	5.00	57.2
2,2-DICHLOROPROPANE	594-20-7	5.00	ND
BROMOCHLOROMETHANE	74-97-5	5.00	ND
CHLOROFORM	67-66-3	5.00	ND
1,1,1-TRICHLOROETHANE	71-55-6	5.00	ND
CARBON TETRACHLORIDE	56-23-5	5.00	ND
1,1-DICHLOROPROPENE	563-58-6	5.00	ND
BENZENE	71-43-2	5.00	ND
1,2-DICHLOROETHANE	107-06-2	5.00	ND
TRICHLOROETHENE	79-01-6	5.00	418
1,2-DICHLOROPROPANE	78-87-5	5.00	ND
DIBROMOMETHANE	74-95-3	5.00	ND
BROMODICHLOROMETHANE	75-27-4	5.00	ND
TRANS-1,3-DICHLOROPROPENE	10061-02-6	5.00	ND
TOLUENE	108-88-3	5.00	ND
CIS-1,3-DICHLOROPROPENE	10061-01-5	5.00	ND
1,1,2-TRICHLOROETHANE	79-00-5	5.00	ND
TETRACHLOROETHENE	127-18-4	5.00	ND
1,3-DICHLOROPROPANE	142-28-9	5.00	ND
DIBROMOCHLOROMETHANE	124-48-1	5.00	ND
1,2-DIBROMOETHANE	106-93-4	5.00	ND
CHLOROBENZENE	108-90-7	5.00	18.9
1,1,1,2-TETRACHLOROETHANE	630-20-6	5.00	ND
ETHYLBENZENE	100-41-4	5.00	ND
XYLENE (M+P)	1330-20-7	5.00	ND
XYLENE (O)	1330-20-7	5.00	ND
STYRENE	100-42-5	5.00	ND
BROMOFORM	75-25-2	5.00	ND
ISOPROPYLBENZENE	98-82-8	5.00	ND
1,1,2,2-TETRACHLOROETHANE	79-34-5	5.00	ND
BROMOBENZENE	108-86-1	5.00	ND
1,2,3-TRICHLOROPROPANE	96-18-4	5.00	ND
N-PROPYLBENZENE	103-65-1	5.00	ND
2-CHLOROTOLUENE	95-49-8	5.00	ND

K PRIME, INC.
LABORATORY REPORT

K PRIME PROJECT: 9115
CLIENT PROJECT: A40028.01 T5

SAMPLE ID: MPW3
LAB NO: 132634
DATE SAMPLED: 05/07/2015
TIME SAMPLED: 15:16
BATCH #: 050815W1
DATE ANALYZED: 05/11/2015

METHOD: VOLATILE ORGANIC COMPOUNDS
REFERENCE: EPA 5030/8260

SAMPLE TYPE: WATER
UNITS: ug/L

COMPOUND NAME	CAS NO.	REPORTING LIMIT	SAMPLE CONC
1,3,5-TRIMETHYLBENZENE	108-67-8	5.00	ND
4-CHLOROTOLUENE	106-43-4	5.00	ND
TERT-BUTYLBENZENE	98-06-6	5.00	ND
1,2,4-TRIMETHYLBENZENE	95-63-6	5.00	ND
SEC-BUTYLBENZENE	135-98-8	5.00	ND
1,3-DICHLOROBENZENE	541-73-1	5.00	ND
4-ISOPROPYLTOLUENE	99-87-6	5.00	ND
1,4-DICHLOROBENZENE	106-46-7	5.00	ND
N-BUTYLBENZENE	104-51-8	5.00	ND
1,2-DICHLOROBENZENE	95-50-1	5.00	ND
1,2-DIBROMO-3-CHLOROPROPANE	96-12-8	5.00	ND
1,2,4-TRICHLOROBENZENE	120-82-1	10.0	ND
HEXACHLOROBUTADIENE	87-68-3	10.0	ND
NAPHTHALENE	91-20-3	10.0	ND
1,2,3-TRICHLOROBENZENE	87-61-6	10.0	ND

SURROGATE RECOVERY	%
DIBROMOFLUOROMETHANE	106
TOLUENE-D8	101
4-BROMOFLUOROBENZENE	93

NOTES:

ND - NOT DETECTED AT OR ABOVE THE STATED REPORTING LIMIT

NA - NOT APPLICABLE OR AVAILABLE

APPROVED BY: *W*
DATE: 05/14/2015

K PRIME, INC.
LABORATORY REPORT

K PRIME PROJECT: 9115
CLIENT PROJECT: A40028.01 T5

SAMPLE ID: MPW2
LAB NO: 132635
DATE SAMPLED: 05/07/2015
TIME SAMPLED: 11:15
BATCH #: 050815W1
DATE ANALYZED: 05/11/2015

METHOD: VOLATILE ORGANIC COMPOUNDS
REFERENCE: EPA 5030/8260

SAMPLE TYPE: WATER
UNITS: ug/L

COMPOUND NAME	CAS NO.	REPORTING LIMIT	SAMPLE CONC
DICHLORODIFLUOROMETHANE	75-71-8	1.00	ND
CHLOROMETHANE	74-87-3	1.00	ND
VINYL CHLORIDE	75-01-4	1.00	45.1
BROMOMETHANE	74-83-9	1.00	ND
CHLOROETHANE	75-00-3	1.00	ND
TRICHLOROFUOROMETHANE	75-69-4	1.00	ND
1,1-DICHLOROETHENE	75-35-4	1.00	ND
TRICHLOROTRIFLUOROETHANE	76-13-1	1.00	ND
METHYLENE CHLORIDE	75-09-2	5.00	ND
TRANS-1,2-DICHLOROETHENE	156-60-5	1.00	1.40
1,1-DICHLOROETHANE	75-34-3	1.00	61.6
CIS-1,2-DICHLOROETHENE	156-59-2	1.00	5.97
2,2-DICHLOROPROPANE	594-20-7	1.00	ND
BROMOCHLOROMETHANE	74-97-5	1.00	ND
CHLOROFORM	67-66-3	1.00	ND
1,1,1-TRICHLOROETHANE	71-55-6	1.00	ND
CARBON TETRACHLORIDE	56-23-5	1.00	ND
1,1-DICHLOROPROPENE	563-58-6	1.00	ND
BENZENE	71-43-2	1.00	ND
1,2-DICHLOROETHANE	107-06-2	1.00	ND
TRICHLOROETHENE	79-01-6	1.00	ND
1,2-DICHLOROPROPANE	78-87-5	1.00	ND
DIBROMOMETHANE	74-95-3	1.00	ND
BROMODICHLOROMETHANE	75-27-4	1.00	ND
TRANS-1,3-DICHLOROPROPENE	10061-02-6	1.00	ND
TOLUENE	108-88-3	1.00	ND
CIS-1,3-DICHLOROPROPENE	10061-01-5	1.00	ND
1,1,2-TRICHLOROETHANE	79-00-5	1.00	ND
TETRACHLOROETHENE	127-18-4	1.00	ND
1,3-DICHLOROPROPANE	142-28-9	1.00	ND
DIBROMOCHLOROMETHANE	124-48-1	1.00	ND
1,2-DIBROMOETHANE	106-93-4	1.00	ND
CHLOROBENZENE	108-90-7	1.00	9.25
1,1,1,2-TETRACHLOROETHANE	630-20-6	1.00	ND
ETHYLBENZENE	100-41-4	1.00	ND
XYLENE (M+P)	1330-20-7	1.00	ND
XYLENE (O)	1330-20-7	1.00	ND
STYRENE	100-42-5	1.00	ND
BROMOFORM	75-25-2	1.00	ND
ISOPROPYLBENZENE	98-82-8	1.00	ND
1,1,2,2-TETRACHLOROETHANE	79-34-5	1.00	ND
BROMOBENZENE	108-86-1	1.00	ND
1,2,3-TRICHLOROPROPANE	96-18-4	1.00	ND
N-PROPYLBENZENE	103-65-1	1.00	ND
2-CHLOROTOLUENE	95-49-8	1.00	2.50

K PRIME, INC.
LABORATORY REPORT

K PRIME PROJECT: 9115
CLIENT PROJECT: A40028.01 T5

SAMPLE ID: MPW2
LAB NO: 132635
DATE SAMPLED: 05/07/2015
TIME SAMPLED: 11:15
BATCH #: 050815W1
DATE ANALYZED: 05/11/2015

METHOD: VOLATILE ORGANIC COMPOUNDS
REFERENCE: EPA 5030/8260

SAMPLE TYPE: WATER
UNITS: ug/L

COMPOUND NAME	CAS NO.	REPORTING LIMIT	SAMPLE CONC
1,3,5-TRIMETHYLBENZENE	108-67-8	1.00	ND
4-CHLOROTOLUENE	106-43-4	1.00	ND
TERT-BUTYLBENZENE	98-06-6	1.00	ND
1,2,4-TRIMETHYLBENZENE	95-63-6	1.00	ND
SEC-BUTYLBENZENE	135-98-8	1.00	ND
1,3-DICHLOROBENZENE	541-73-1	1.00	2.70
4-ISOPROPYLTOLUENE	99-87-6	1.00	ND
1,4-DICHLOROBENZENE	106-46-7	1.00	13.5
N-BUTYLBENZENE	104-51-8	1.00	ND
1,2-DICHLOROBENZENE	95-50-1	1.00	85.0
1,2-DIBROMO-3-CHLOROPROPANE	96-12-8	1.00	ND
1,2,4-TRICHLOROBENZENE	120-82-1	2.00	ND
HEXACHLOROBUTADIENE	87-68-3	2.00	ND
NAPHTHALENE	91-20-3	2.00	ND
1,2,3-TRICHLOROBENZENE	87-61-6	2.00	ND

SURROGATE RECOVERY	%
DIBROMOFLUOROMETHANE	106
TOLUENE-D8	102
4-BROMOFLUOROBENZENE	93

NOTES:

ND - NOT DETECTED AT OR ABOVE THE STATED REPORTING LIMIT
NA - NOT APPLICABLE OR AVAILABLE

APPROVED BY:
DATE: 05/14/2015

K PRIME, INC.
LABORATORY REPORT

SAMPLE ID: MPW1
LAB NO: 132636
DATE SAMPLED: 05/07/2015
TIME SAMPLED: 16:36
BATCH #: 050815W1
DATE ANALYZED: 05/11/2015

K PRIME PROJECT: 9115
CLIENT PROJECT: A40028.01 T5

METHOD: VOLATILE ORGANIC COMPOUNDS
REFERENCE: EPA 5030/8260

SAMPLE TYPE: WATER
UNITS: ug/L

COMPOUND NAME	CAS NO.	REPORTING LIMIT	SAMPLE CONC
DICHLORODIFLUOROMETHANE	75-71-8	10.0	ND
CHLOROMETHANE	74-87-3	10.0	ND
VINYL CHLORIDE	75-01-4	10.0	21.9
BROMOMETHANE	74-83-9	10.0	ND
CHLOROETHANE	75-00-3	10.0	ND
TRICHLOROFLUOROMETHANE	75-69-4	10.0	ND
1,1-DICHLOROETHENE	75-35-4	10.0	ND
TRICHLOROTRIFLUOROETHANE	76-13-1	10.0	ND
METHYLENE CHLORIDE	75-09-2	50.0	ND
TRANS-1,2-DICHLOROETHENE	156-60-5	10.0	98.1
1,1-DICHLOROETHANE	75-34-3	10.0	31.9
CIS-1,2-DICHLOROETHENE	156-59-2	10.0	196
2,2-DICHLOROPROPANE	594-20-7	10.0	ND
BROMOCHLOROMETHANE	74-97-5	10.0	ND
CHLOROFORM	67-66-3	10.0	ND
1,1,1-TRICHLOROETHANE	71-55-6	10.0	ND
CARBON TETRACHLORIDE	56-23-5	10.0	ND
1,1-DICHLOROPROPENE	563-58-6	10.0	ND
BENZENE	71-43-2	10.0	ND
1,2-DICHLOROETHANE	107-06-2	10.0	ND
TRICHLOROETHENE	79-01-6	10.0	1380
1,2-DICHLOROPROPANE	78-87-5	10.0	ND
DIBROMOMETHANE	74-95-3	10.0	ND
BROMODICHLOROMETHANE	75-27-4	10.0	ND
TRANS-1,3-DICHLOROPROPENE	10061-02-6	10.0	ND
TOLUENE	108-88-3	10.0	ND
CIS-1,3-DICHLOROPROPENE	10061-01-5	10.0	ND
1,1,2-TRICHLOROETHANE	79-00-5	10.0	ND
TETRACHLOROETHENE	127-18-4	10.0	14.7
1,3-DICHLOROPROPANE	142-28-9	10.0	ND
DIBROMOCHLOROMETHANE	124-48-1	10.0	ND
1,2-DIBROMOETHANE	106-93-4	10.0	ND
CHLOROBENZENE	108-90-7	10.0	ND
1,1,1,2-TETRACHLOROETHANE	630-20-6	10.0	ND
ETHYLBENZENE	100-41-4	10.0	ND
XYLENE (M+P)	1330-20-7	10.0	ND
XYLENE (O)	1330-20-7	10.0	ND
STYRENE	100-42-5	10.0	ND
BROMOFORM	75-25-2	10.0	ND
ISOPROPYLBENZENE	98-82-8	10.0	ND
1,1,2,2-TETRACHLOROETHANE	79-34-5	10.0	ND
BROMOBENZENE	108-86-1	10.0	ND
1,2,3-TRICHLOROPROPANE	96-18-4	10.0	ND
N-PROPYLBENZENE	103-65-1	10.0	ND
2-CHLOROTOLUENE	95-49-8	10.0	ND

K PRIME, INC.
LABORATORY REPORT

K PRIME PROJECT: 9115
CLIENT PROJECT: A40028.01 T5

SAMPLE ID: MPW1
LAB NO: 132636
DATE SAMPLED: 05/07/2015
TIME SAMPLED: 16:36
BATCH #: 050815W1
DATE ANALYZED: 05/11/2015

METHOD: VOLATILE ORGANIC COMPOUNDS
REFERENCE: EPA 5030/8260

SAMPLE TYPE: WATER
UNITS: ug/L

COMPOUND NAME	CAS NO.	REPORTING LIMIT	SAMPLE CONC
1,3,5-TRIMETHYLBENZENE	108-67-8	10.0	ND
4-CHLOROTOLUENE	106-43-4	10.0	ND
TERT-BUTYLBENZENE	98-06-6	10.0	ND
1,2,4-TRIMETHYLBENZENE	95-63-6	10.0	ND
SEC-BUTYLBENZENE	135-98-8	10.0	ND
1,3-DICHLOROBENZENE	541-73-1	10.0	ND
4-ISOPROPYLTOLUENE	99-87-6	10.0	ND
1,4-DICHLOROBENZENE	106-46-7	10.0	ND
N-BUTYLBENZENE	104-51-8	10.0	ND
1,2-DICHLOROBENZENE	95-50-1	10.0	ND
1,2-DIBROMO-3-CHLOROPROPANE	96-12-8	10.0	ND
1,2,4-TRICHLOROBENZENE	120-82-1	20.0	ND
HEXACHLOROBUTADIENE	87-68-3	20.0	ND
NAPHTHALENE	91-20-3	20.0	ND
1,2,3-TRICHLOROBENZENE	87-61-6	20.0	ND

SURROGATE RECOVERY	%
DIBROMOFLUOROMETHANE	104
TOLUENE-D8	102
4-BROMOFLUOROBENZENE	94

NOTES:

ND - NOT DETECTED AT OR ABOVE THE STATED REPORTING LIMIT

NA - NOT APPLICABLE OR AVAILABLE

APPROVED BY: AW
DATE: 05/14/2015

K PRIME, INC.
LABORATORY REPORT

K PRIME PROJECT: 9115
CLIENT PROJECT: A40028.01 T5

SAMPLE ID: MPW1-DUP
LAB NO: 132637
DATE SAMPLED: 05/07/2015
TIME SAMPLED: 16:36
BATCH #: 050815W1
DATE ANALYZED: 05/11/2015

METHOD: VOLATILE ORGANIC COMPOUNDS
REFERENCE: EPA 5030/8260

SAMPLE TYPE: WATER
UNITS: ug/L

COMPOUND NAME	CAS NO.	REPORTING LIMIT	SAMPLE CONC
DICHLORODIFLUOROMETHANE	75-71-8	10.0	ND
CHLOROMETHANE	74-87-3	10.0	ND
VINYL CHLORIDE	75-01-4	10.0	24.5
BROMOMETHANE	74-83-9	10.0	ND
CHLOROETHANE	75-00-3	10.0	ND
TRICHLOROFLUOROMETHANE	75-69-4	10.0	ND
1,1-DICHLOROETHENE	75-35-4	10.0	ND
TRICHLOROTRIFLUOROETHANE	76-13-1	10.0	ND
METHYLENE CHLORIDE	75-09-2	50.0	ND
TRANS-1,2-DICHLOROETHENE	156-60-5	10.0	99.9
1,1-DICHLOROETHANE	75-34-3	10.0	30.4
CIS-1,2-DICHLOROETHENE	156-59-2	10.0	199
2,2-DICHLOROPROPANE	594-20-7	10.0	ND
BROMOCHLOROMETHANE	74-97-5	10.0	ND
CHLOROFORM	67-66-3	10.0	ND
1,1,1-TRICHLOROETHANE	71-55-6	10.0	ND
CARBON TETRACHLORIDE	56-23-5	10.0	ND
1,1-DICHLOROPROPENE	563-58-6	10.0	ND
BENZENE	71-43-2	10.0	ND
1,2-DICHLOROETHANE	107-06-2	10.0	ND
TRICHLOROETHENE	79-01-6	10.0	1390
1,2-DICHLOROPROPANE	78-87-5	10.0	ND
DIBROMOMETHANE	74-95-3	10.0	ND
BROMODICHLOROMETHANE	75-27-4	10.0	ND
TRANS-1,3-DICHLOROPROPENE	10061-02-6	10.0	ND
TOLUENE	108-88-3	10.0	ND
CIS-1,3-DICHLOROPROPENE	10061-01-5	10.0	ND
1,1,2-TRICHLOROETHANE	79-00-5	10.0	ND
TETRACHLOROETHENE	127-18-4	10.0	15.1
1,3-DICHLOROPROPANE	142-28-9	10.0	ND
DIBROMOCHLOROMETHANE	124-48-1	10.0	ND
1,2-DIBROMOETHANE	106-93-4	10.0	ND
CHLOROBENZENE	108-90-7	10.0	ND
1,1,1,2-TETRACHLOROETHANE	630-20-6	10.0	ND
ETHYLBENZENE	100-41-4	10.0	ND
XYLENE (M+P)	1330-20-7	10.0	ND
XYLENE (O)	1330-20-7	10.0	ND
STYRENE	100-42-5	10.0	ND
BROMOFORM	75-25-2	10.0	ND
ISOPROPYLBENZENE	98-82-8	10.0	ND
1,1,2,2-TETRACHLOROETHANE	79-34-5	10.0	ND
BROMOBENZENE	108-86-1	10.0	ND
1,2,3-TRICHLOROPROPANE	96-18-4	10.0	ND
N-PROPYLBENZENE	103-65-1	10.0	ND
2-CHLOROTOLUENE	95-49-8	10.0	ND

K PRIME, INC.
LABORATORY REPORT

K PRIME PROJECT: 9115
CLIENT PROJECT: A40028.01 T5

SAMPLE ID: MPW1-DUP
LAB NO: 132637
DATE SAMPLED: 05/07/2015
TIME SAMPLED: 16:36
BATCH #: 050815W1
DATE ANALYZED: 05/11/2015

METHOD: VOLATILE ORGANIC COMPOUNDS
REFERENCE: EPA 5030/8260

SAMPLE TYPE: WATER
UNITS: ug/L

COMPOUND NAME	CAS NO.	REPORTING LIMIT	SAMPLE CONC
1,3,5-TRIMETHYLBENZENE	108-67-8	10.0	ND
4-CHLOROTOLUENE	106-43-4	10.0	ND
TERT-BUTYLBENZENE	98-06-6	10.0	ND
1,2,4-TRIMETHYLBENZENE	95-63-6	10.0	ND
SEC-BUTYLBENZENE	135-98-8	10.0	ND
1,3-DICHLOROBENZENE	541-73-1	10.0	ND
4-ISOPROPYLTOLUENE	99-87-6	10.0	ND
1,4-DICHLOROBENZENE	106-46-7	10.0	ND
N-BUTYLBENZENE	104-51-8	10.0	ND
1,2-DICHLOROBENZENE	95-50-1	10.0	ND
1,2-DIBROMO-3-CHLOROPROPANE	96-12-8	10.0	ND
1,2,4-TRICHLOROBENZENE	120-82-1	20.0	ND
HEXACHLOROBUTADIENE	87-68-3	20.0	ND
NAPHTHALENE	91-20-3	20.0	ND
1,2,3-TRICHLOROBENZENE	87-61-6	20.0	ND

SURROGATE RECOVERY	%
DIBROMOFLUOROMETHANE	105
TOLUENE-D8	102
4-BROMOFLUOROBENZENE	91

NOTES:

ND - NOT DETECTED AT OR ABOVE THE STATED REPORTING LIMIT
NA -NOT APPLICABLE OR AVAILABLE

APPROVED BY: Ch
DATE: 05/14/2015

K PRIME, INC.
LABORATORY REPORT

SAMPLE ID: OSN7-52-56
LAB NO: 132638
DATE SAMPLED: 05/07/2015
TIME SAMPLED: 13:40
BATCH #: 050815W1
DATE ANALYZED: 05/11/2015

K PRIME PROJECT: 9115
CLIENT PROJECT: A40028.01 T5

METHOD: VOLATILE ORGANIC COMPOUNDS
REFERENCE: EPA 5030/8260

SAMPLE TYPE: WATER
UNITS: ug/L

COMPOUND NAME	CAS NO.	REPORTING LIMIT	SAMPLE CONC
DICHLORODIFLUOROMETHANE	75-71-8	0.500	ND
CHLOROMETHANE	74-87-3	0.500	ND
VINYL CHLORIDE	75-01-4	0.500	ND
BROMOMETHANE	74-83-9	0.500	ND
CHLOROETHANE	75-00-3	0.500	ND
TRICHLOROFLUOROMETHANE	75-69-4	0.500	ND
1,1-DICHLOROETHENE	75-35-4	0.500	ND
TRICHLOROTRIFLUOROETHANE	76-13-1	0.500	ND
METHYLENE CHLORIDE	75-09-2	2.50	ND
TRANS-1,2-DICHLOROETHENE	156-60-5	0.500	ND
1,1-DICHLOROETHANE	75-34-3	0.500	ND
CIS-1,2-DICHLOROETHENE	156-59-2	0.500	ND
2,2-DICHLOROPROPANE	594-20-7	0.500	ND
BROMOCHLOROMETHANE	74-97-5	0.500	ND
CHLOROFORM	67-66-3	0.500	ND
1,1,1-TRICHLOROETHANE	71-55-6	0.500	ND
CARBON TETRACHLORIDE	56-23-5	0.500	ND
1,1-DICHLOROPROPENE	563-58-6	0.500	ND
BENZENE	71-43-2	0.500	ND
1,2-DICHLOROETHANE	107-06-2	0.500	ND
TRICHLOROETHENE	79-01-6	0.500	ND
1,2-DICHLOROPROPANE	78-87-5	0.500	ND
DIBROMOMETHANE	74-95-3	0.500	ND
BROMODICHLOROMETHANE	75-27-4	0.500	ND
TRANS-1,3-DICHLOROPROPENE	10061-02-6	0.500	ND
TOLUENE	108-88-3	0.500	ND
CIS-1,3-DICHLOROPROPENE	10061-01-5	0.500	ND
1,1,2-TRICHLOROETHANE	79-00-5	0.500	ND
TETRACHLOROETHENE	127-18-4	0.500	ND
1,3-DICHLOROPROPANE	142-28-9	0.500	ND
DIBROMOCHLOROMETHANE	124-48-1	0.500	ND
1,2-DIBROMOETHANE	106-93-4	0.500	ND
CHLOROBENZENE	108-90-7	0.500	ND
1,1,1,2-TETRACHLOROETHANE	630-20-6	0.500	ND
ETHYLBENZENE	100-41-4	0.500	ND
XYLENE (M+P)	1330-20-7	0.500	ND
XYLENE (O)	1330-20-7	0.500	ND
STYRENE	100-42-5	0.500	ND
BROMOFORM	75-25-2	0.500	ND
ISOPROPYLBENZENE	98-82-8	0.500	ND
1,1,2,2-TETRACHLOROETHANE	79-34-5	0.500	ND
BROMOBENZENE	108-86-1	0.500	ND
1,2,3-TRICHLOROPROPANE	96-18-4	0.500	ND
N-PROPYLBENZENE	103-65-1	0.500	ND
2-CHLOROTOLUENE	95-49-8	0.500	ND

K PRIME, INC.
LABORATORY REPORT

K PRIME PROJECT: 9115
CLIENT PROJECT: A40028.01 T5

SAMPLE ID: OSN7-52-56
LAB NO: 132638
DATE SAMPLED: 05/07/2015
TIME SAMPLED: 13:40
BATCH #: 050815W1
DATE ANALYZED: 05/11/2015

METHOD: VOLATILE ORGANIC COMPOUNDS
REFERENCE: EPA 5030/8260

SAMPLE TYPE: WATER
UNITS: ug/L

COMPOUND NAME	CAS NO.	REPORTING LIMIT	SAMPLE CONC
1,3,5-TRIMETHYLBENZENE	108-67-8	0.500	ND
4-CHLOROTOLUENE	106-43-4	0.500	ND
TERT-BUTYLBENZENE	98-06-6	0.500	ND
1,2,4-TRIMETHYLBENZENE	95-63-6	0.500	ND
SEC-BUTYLBENZENE	135-98-8	0.500	ND
1,3-DICHLOROBENZENE	541-73-1	0.500	ND
4-ISOPROPYLTOLUENE	99-87-6	0.500	ND
1,4-DICHLOROBENZENE	106-46-7	0.500	ND
N-BUTYLBENZENE	104-51-8	0.500	ND
1,2-DICHLOROBENZENE	95-50-1	0.500	ND
1,2-DIBROMO-3-CHLOROPROPANE	96-12-8	0.500	ND
1,2,4-TRICHLOROBENZENE	120-82-1	1.00	ND
HEXACHLOROBUTADIENE	87-68-3	1.00	ND
NAPHTHALENE	91-20-3	1.00	ND
1,2,3-TRICHLOROBENZENE	87-61-6	1.00	ND

SURROGATE RECOVERY	%
DIBROMOFLUOROMETHANE	104
TOLUENE-D8	102
4-BROMOFLUOROBENZENE	93

NOTES:

ND - NOT DETECTED AT OR ABOVE THE STATED REPORTING LIMIT

NA -NOT APPLICABLE OR AVAILABLE

APPROVED BY: UCW
DATE: 05/14/2015

K PRIME, INC.
LABORATORY REPORT

SAMPLE ID: OSN7-29-34
LAB NO: 132639
DATE SAMPLED: 05/07/2015
TIME SAMPLED: 14:22
BATCH #: 050815W1
DATE ANALYZED: 05/11/2015

K PRIME PROJECT: 9115
CLIENT PROJECT: A40028.01 T5

METHOD: VOLATILE ORGANIC COMPOUNDS
REFERENCE: EPA 5030/8260

SAMPLE TYPE: WATER
UNITS: ug/L

COMPOUND NAME	CAS NO.	REPORTING LIMIT	SAMPLE CONC
DICHLORODIFLUOROMETHANE	75-71-8	0.500	ND
CHLOROMETHANE	74-87-3	0.500	ND
VINYL CHLORIDE	75-01-4	0.500	ND
BROMOMETHANE	74-83-9	0.500	ND
CHLOROETHANE	75-00-3	0.500	ND
TRICHLOROFUOROMETHANE	75-69-4	0.500	ND
1,1-DICHLOROETHENE	75-35-4	0.500	ND
TRICHLOROTRIFLUOROETHANE	76-13-1	0.500	ND
METHYLENE CHLORIDE	75-09-2	2.50	ND
TRANS-1,2-DICHLOROETHENE	156-60-5	0.500	ND
1,1-DICHLOROETHANE	75-34-3	0.500	ND
CIS-1,2-DICHLOROETHENE	156-59-2	0.500	ND
2,2-DICHLOROPROPANE	594-20-7	0.500	ND
BROMOCHLOROMETHANE	74-97-5	0.500	ND
CHLOROFORM	67-66-3	0.500	ND
1,1,1-TRICHLOROETHANE	71-55-6	0.500	ND
CARBON TETRACHLORIDE	56-23-5	0.500	ND
1,1-DICHLOROPROPENE	563-58-6	0.500	ND
BENZENE	71-43-2	0.500	ND
1,2-DICHLOROETHANE	107-06-2	0.500	ND
TRICHLOROETHENE	79-01-6	0.500	ND
1,2-DICHLOROPROPANE	78-87-5	0.500	ND
DIBROMOMETHANE	74-95-3	0.500	ND
BROMODICHLOROMETHANE	75-27-4	0.500	ND
TRANS-1,3-DICHLOROPROPENE	10061-02-6	0.500	ND
TOLUENE	108-88-3	0.500	ND
CIS-1,3-DICHLOROPROPENE	10061-01-5	0.500	ND
1,1,2-TRICHLOROETHANE	79-00-5	0.500	ND
TETRACHLOROETHENE	127-18-4	0.500	ND
1,3-DICHLOROPROPANE	142-28-9	0.500	ND
DIBROMOCHLOROMETHANE	124-48-1	0.500	ND
1,2-DIBROMOETHANE	106-93-4	0.500	ND
CHLOROBENZENE	108-90-7	0.500	ND
1,1,1,2-TETRACHLOROETHANE	630-20-6	0.500	ND
ETHYLBENZENE	100-41-4	0.500	ND
XYLENE (M+P)	1330-20-7	0.500	ND
XYLENE (O)	1330-20-7	0.500	ND
STYRENE	100-42-5	0.500	ND
BROMOFORM	75-25-2	0.500	ND
ISOPROPYLBENZENE	98-82-8	0.500	ND
1,1,2,2-TETRACHLOROETHANE	79-34-5	0.500	ND
BROMOBENZENE	108-86-1	0.500	ND
1,2,3-TRICHLOROPROPANE	96-18-4	0.500	ND
N-PROPYLBENZENE	103-65-1	0.500	ND
2-CHLOROTOLUENE	95-49-8	0.500	ND

K PRIME, INC.
LABORATORY REPORT

K PRIME PROJECT: 9115
CLIENT PROJECT: A40028.01 T5

SAMPLE ID: OSN7-29-34
LAB NO: 132639
DATE SAMPLED: 05/07/2015
TIME SAMPLED: 14:22
BATCH #: 050815W1
DATE ANALYZED: 05/11/2015

METHOD: VOLATILE ORGANIC COMPOUNDS
REFERENCE: EPA 5030/8260

SAMPLE TYPE: WATER
UNITS: ug/L

COMPOUND NAME	CAS NO.	REPORTING LIMIT	SAMPLE CONC
1,3,5-TRIMETHYLBENZENE	108-67-8	0.500	ND
4-CHLOROTOLUENE	106-43-4	0.500	ND
TERT-BUTYLBENZENE	98-06-6	0.500	ND
1,2,4-TRIMETHYLBENZENE	95-63-6	0.500	ND
SEC-BUTYLBENZENE	135-98-8	0.500	ND
1,3-DICHLOROBENZENE	541-73-1	0.500	ND
4-ISOPROPYLTOLUENE	99-87-6	0.500	ND
1,4-DICHLOROBENZENE	106-46-7	0.500	ND
N-BUTYLBENZENE	104-51-8	0.500	ND
1,2-DICHLOROBENZENE	95-50-1	0.500	ND
1,2-DIBROMO-3-CHLOROPROPANE	96-12-8	0.500	ND
1,2,4-TRICHLOROBENZENE	120-82-1	1.00	ND
HEXACHLOROBUTADIENE	87-68-3	1.00	ND
NAPHTHALENE	91-20-3	1.00	ND
1,2,3-TRICHLOROBENZENE	87-61-6	1.00	ND

SURROGATE RECOVERY	%
DIBROMOFLUOROMETHANE	105
TOLUENE-D8	101
4-BROMOFLUOROBENZENE	92

NOTES:

ND - NOT DETECTED AT OR ABOVE THE STATED REPORTING LIMIT
NA -NOT APPLICABLE OR AVAILABLE

APPROVED BY: Ch
DATE: 05/14/2015

K PRIME, INC.
LABORATORY REPORT

K PRIME PROJECT: 9115
CLIENT PROJECT: A40028.01 T5

SAMPLE ID: OSN8-52-56
LAB NO: 132640
DATE SAMPLED: 05/07/2015
TIME SAMPLED: 15:42
BATCH #: 050815W1
DATE ANALYZED: 05/11/2015

METHOD: VOLATILE ORGANIC COMPOUNDS
REFERENCE: EPA 5030/8260

SAMPLE TYPE: WATER
UNITS: ug/L

COMPOUND NAME	CAS NO.	REPORTING LIMIT	SAMPLE CONC
DICHLORODIFLUOROMETHANE	75-71-8	0.500	ND
CHLOROMETHANE	74-87-3	0.500	ND
VINYL CHLORIDE	75-01-4	0.500	ND
BROMOMETHANE	74-83-9	0.500	ND
CHLOROETHANE	75-00-3	0.500	ND
TRICHLOROFLUOROMETHANE	75-69-4	0.500	ND
1,1-DICHLOROETHENE	75-35-4	0.500	ND
TRICHLOROTRIFLUOROETHANE	76-13-1	0.500	ND
METHYLENE CHLORIDE	75-09-2	2.50	ND
TRANS-1,2-DICHLOROETHENE	156-60-5	0.500	ND
1,1-DICHLOROETHANE	75-34-3	0.500	ND
CIS-1,2-DICHLOROETHENE	156-59-2	0.500	ND
2,2-DICHLOROPROPANE	594-20-7	0.500	ND
BROMOCHLOROMETHANE	74-97-5	0.500	ND
CHLOROFORM	67-66-3	0.500	ND
1,1,1-TRICHLOROETHANE	71-55-6	0.500	ND
CARBON TETRACHLORIDE	56-23-5	0.500	ND
1,1-DICHLOROPROPENE	563-58-6	0.500	ND
BENZENE	71-43-2	0.500	ND
1,2-DICHLOROETHANE	107-06-2	0.500	ND
TRICHLOROETHENE	79-01-6	0.500	ND
1,2-DICHLOROPROPANE	78-87-5	0.500	ND
DIBROMOMETHANE	74-95-3	0.500	ND
BROMODICHLOROMETHANE	75-27-4	0.500	ND
TRANS-1,3-DICHLOROPROPENE	10061-02-6	0.500	ND
TOLUENE	108-88-3	0.500	ND
CIS-1,3-DICHLOROPROPENE	10061-01-5	0.500	ND
1,1,2-TRICHLOROETHANE	79-00-5	0.500	ND
TETRACHLOROETHENE	127-18-4	0.500	ND
1,3-DICHLOROPROPANE	142-28-9	0.500	ND
DIBROMOCHLOROMETHANE	124-48-1	0.500	ND
1,2-DIBROMOETHANE	106-93-4	0.500	ND
CHLOROBENZENE	108-90-7	0.500	ND
1,1,1,2-TETRACHLOROETHANE	630-20-6	0.500	ND
ETHYLBENZENE	100-41-4	0.500	ND
XYLENE (M+P)	1330-20-7	0.500	ND
XYLENE (O)	1330-20-7	0.500	ND
STYRENE	100-42-5	0.500	ND
BROMOFORM	75-25-2	0.500	ND
ISOPROPYLBENZENE	98-82-8	0.500	ND
1,1,2,2-TETRACHLOROETHANE	79-34-5	0.500	ND
BROMOBENZENE	108-86-1	0.500	ND
1,2,3-TRICHLOROPROPANE	96-18-4	0.500	ND
N-PROPYLBENZENE	103-65-1	0.500	ND
2-CHLOROTOLUENE	95-49-8	0.500	ND

K PRIME, INC.
LABORATORY REPORT

K PRIME PROJECT: 9115
 CLIENT PROJECT: A40028.01 T5

SAMPLE ID: OSN8-52-56
 LAB NO: 132640
 DATE SAMPLED: 05/07/2015
 TIME SAMPLED: 15:42
 BATCH #: 050815W1
 DATE ANALYZED: 05/11/2015

METHOD: VOLATILE ORGANIC COMPOUNDS
 REFERENCE: EPA 5030/8260

SAMPLE TYPE: WATER
 UNITS: ug/L

COMPOUND NAME	CAS NO.	REPORTING LIMIT	SAMPLE CONC
1,3,5-TRIMETHYLBENZENE	108-67-8	0.500	ND
4-CHLOROTOLUENE	106-43-4	0.500	ND
TERT-BUTYLBENZENE	98-06-6	0.500	ND
1,2,4-TRIMETHYLBENZENE	95-63-6	0.500	ND
SEC-BUTYLBENZENE	135-98-8	0.500	ND
1,3-DICHLOROBENZENE	541-73-1	0.500	ND
4-ISOPROPYLTOLUENE	99-87-6	0.500	ND
1,4-DICHLOROBENZENE	106-46-7	0.500	ND
N-BUTYLBENZENE	104-51-8	0.500	ND
1,2-DICHLOROBENZENE	95-50-1	0.500	ND
1,2-DIBROMO-3-CHLOROPROPANE	96-12-8	0.500	ND
1,2,4-TRICHLOROBENZENE	120-82-1	1.00	ND
HEXACHLOROBUTADIENE	87-68-3	1.00	ND
NAPHTHALENE	91-20-3	1.00	ND
1,2,3-TRICHLOROBENZENE	87-61-6	1.00	ND

SURROGATE RECOVERY	%
DIBROMOFLUOROMETHANE	106
TOLUENE-D8	101
4-BROMOFLUOROBENZENE	93

NOTES:

ND - NOT DETECTED AT OR ABOVE THE STATED REPORTING LIMIT
 NA -NOT APPLICABLE OR AVAILABLE

APPROVED BY:
 DATE: 05/14/2015

K PRIME, INC.
LABORATORY REPORT

K PRIME PROJECT: 9115
CLIENT PROJECT: A40028.01 T5

SAMPLE ID: OSN8-30-34
LAB NO: 132641
DATE SAMPLED: 05/07/2015
TIME SAMPLED: 16:16
BATCH #: 050815W1
DATE ANALYZED: 05/11/2015

METHOD: VOLATILE ORGANIC COMPOUNDS
REFERENCE: EPA 5030/8260

SAMPLE TYPE: WATER
UNITS: ug/L

COMPOUND NAME	CAS NO.	REPORTING LIMIT	SAMPLE CONC
DICHLORODIFLUOROMETHANE	75-71-8	0.500	ND
CHLOROMETHANE	74-87-3	0.500	ND
VINYL CHLORIDE	75-01-4	0.500	ND
BROMOMETHANE	74-83-9	0.500	ND
CHLOROETHANE	75-00-3	0.500	ND
TRICHLOROFLUOROMETHANE	75-69-4	0.500	ND
1,1-DICHLOROETHENE	75-35-4	0.500	ND
TRICHLOROTRIFLUOROETHANE	76-13-1	0.500	ND
METHYLENE CHLORIDE	75-09-2	2.50	ND
TRANS-1,2-DICHLOROETHENE	156-60-5	0.500	ND
1,1-DICHLOROETHANE	75-34-3	0.500	ND
CIS-1,2-DICHLOROETHENE	156-59-2	0.500	ND
2,2-DICHLOROPROPANE	594-20-7	0.500	ND
BROMOCHLOROMETHANE	74-97-5	0.500	ND
CHLOROFORM	67-66-3	0.500	ND
1,1,1-TRICHLOROETHANE	71-55-6	0.500	ND
CARBON TETRACHLORIDE	56-23-5	0.500	ND
1,1-DICHLOROPROPENE	563-58-6	0.500	ND
BENZENE	71-43-2	0.500	ND
1,2-DICHLOROETHANE	107-06-2	0.500	ND
TRICHLOROETHENE	79-01-6	0.500	0.800
1,2-DICHLOROPROPANE	78-87-5	0.500	ND
DIBROMOMETHANE	74-95-3	0.500	ND
BROMODICHLOROMETHANE	75-27-4	0.500	ND
TRANS-1,3-DICHLOROPROPENE	10061-02-6	0.500	ND
TOLUENE	108-88-3	0.500	ND
CIS-1,3-DICHLOROPROPENE	10061-01-5	0.500	ND
1,1,2-TRICHLOROETHANE	79-00-5	0.500	ND
TETRACHLOROETHENE	127-18-4	0.500	ND
1,3-DICHLOROPROPANE	142-28-9	0.500	ND
DIBROMOCHLOROMETHANE	124-48-1	0.500	ND
1,2-DIBROMOETHANE	106-93-4	0.500	ND
CHLOROBENZENE	108-90-7	0.500	ND
1,1,1,2-TETRACHLOROETHANE	630-20-6	0.500	ND
ETHYLBENZENE	100-41-4	0.500	ND
XYLENE (M+P)	1330-20-7	0.500	ND
XYLENE (O)	1330-20-7	0.500	ND
STYRENE	100-42-5	0.500	ND
BROMOFORM	75-25-2	0.500	ND
ISOPROPYLBENZENE	98-82-8	0.500	ND
1,1,2,2-TETRACHLOROETHANE	79-34-5	0.500	ND
BROMOBENZENE	108-86-1	0.500	ND
1,2,3-TRICHLOROPROPANE	96-18-4	0.500	ND
N-PROPYLBENZENE	103-65-1	0.500	ND
2-CHLOROTOLUENE	95-49-8	0.500	ND

K PRIME, INC.
LABORATORY REPORT

K PRIME PROJECT: 9115
CLIENT PROJECT: A40028.01 T5

SAMPLE ID: OSN8-30-34
LAB NO: 132641
DATE SAMPLED: 05/07/2015
TIME SAMPLED: 16:16
BATCH #: 050815W1
DATE ANALYZED: 05/11/2015

METHOD: VOLATILE ORGANIC COMPOUNDS
REFERENCE: EPA 5030/8260

SAMPLE TYPE: WATER
UNITS: ug/L

COMPOUND NAME	CAS NO.	REPORTING LIMIT	SAMPLE CONC
1,3,5-TRIMETHYLBENZENE	108-67-8	0.500	ND
4-CHLOROTOLUENE	106-43-4	0.500	ND
TERT-BUTYLBENZENE	98-06-6	0.500	ND
1,2,4-TRIMETHYLBENZENE	95-63-6	0.500	ND
SEC-BUTYLBENZENE	135-98-8	0.500	ND
1,3-DICHLOROBENZENE	541-73-1	0.500	ND
4-ISOPROPYLTOLUENE	99-87-6	0.500	ND
1,4-DICHLOROBENZENE	106-46-7	0.500	ND
N-BUTYLBENZENE	104-51-8	0.500	ND
1,2-DICHLOROBENZENE	95-50-1	0.500	ND
1,2-DIBROMO-3-CHLOROPROPANE	96-12-8	0.500	ND
1,2,4-TRICHLOROBENZENE	120-82-1	1.00	ND
HEXACHLOROBUTADIENE	87-68-3	1.00	ND
NAPHTHALENE	91-20-3	1.00	ND
1,2,3-TRICHLOROBENZENE	87-61-6	1.00	ND

SURROGATE RECOVERY	%
DIBROMOFLUOROMETHANE	104
TOLUENE-D8	101
4-BROMOFLUOROBENZENE	94

NOTES:

ND - NOT DETECTED AT OR ABOVE THE STATED REPORTING LIMIT
NA -NOT APPLICABLE OR AVAILABLE

APPROVED BY: *Ch*
DATE: 05/14/2015

K PRIME, INC.
LABORATORY REPORT

K PRIME PROJECT: 9115
CLIENT PROJECT: A40028.01 T5

SAMPLE ID: OSN7-14-19
LAB NO: 132642
DATE SAMPLED: 05/07/2015
TIME SAMPLED: 17:15
BATCH #: 050815W1
DATE ANALYZED: 05/11/2015

METHOD: VOLATILE ORGANIC COMPOUNDS
REFERENCE: EPA 5030/8260

SAMPLE TYPE: WATER
UNITS: ug/L

COMPOUND NAME	CAS NO.	REPORTING LIMIT	SAMPLE CONC
DICHLORODIFLUOROMETHANE	75-71-8	2.50	ND
CHLOROMETHANE	74-87-3	2.50	ND
VINYL CHLORIDE	75-01-4	2.50	19.4
BROMOMETHANE	74-83-9	2.50	ND
CHLOROETHANE	75-00-3	2.50	ND
TRICHLOROFLUOROMETHANE	75-69-4	2.50	ND
1,1-DICHLOROETHENE	75-35-4	2.50	2.81
TRICHLOROTRIFLUOROETHANE	76-13-1	2.50	ND
METHYLENE CHLORIDE	75-09-2	12.5	ND
TRANS-1,2-DICHLOROETHENE	156-60-5	2.50	64.5
1,1-DICHLOROETHANE	75-34-3	2.50	70.6
CIS-1,2-DICHLOROETHENE	156-59-2	2.50	102
2,2-DICHLOROPROPANE	594-20-7	2.50	ND
BROMOCHLOROMETHANE	74-97-5	2.50	ND
CHLOROFORM	67-66-3	2.50	ND
1,1,1-TRICHLOROETHANE	71-55-6	2.50	ND
CARBON TETRACHLORIDE	56-23-5	2.50	ND
1,1-DICHLOROPROPENE	563-58-6	2.50	ND
BENZENE	71-43-2	2.50	ND
1,2-DICHLOROETHANE	107-06-2	2.50	ND
TRICHLOROETHENE	79-01-6	2.50	300
1,2-DICHLOROPROPANE	78-87-5	2.50	ND
DIBROMOMETHANE	74-95-3	2.50	ND
BROMODICHLOROMETHANE	75-27-4	2.50	ND
TRANS-1,3-DICHLOROPROPENE	10061-02-6	2.50	ND
TOLUENE	108-88-3	2.50	ND
CIS-1,3-DICHLOROPROPENE	10061-01-5	2.50	ND
1,1,2-TRICHLOROETHANE	79-00-5	2.50	ND
TETRACHLOROETHENE	127-18-4	2.50	ND
1,3-DICHLOROPROPANE	142-28-9	2.50	ND
DIBROMOCHLOROMETHANE	124-48-1	2.50	ND
1,2-DIBROMOETHANE	106-93-4	2.50	ND
CHLOROBENZENE	108-90-7	2.50	ND
1,1,1,2-TETRACHLOROETHANE	630-20-6	2.50	ND
ETHYLBENZENE	100-41-4	2.50	ND
XYLENE (M+P)	1330-20-7	2.50	ND
XYLENE (O)	1330-20-7	2.50	ND
STYRENE	100-42-5	2.50	ND
BROMOFORM	75-25-2	2.50	ND
ISOPROPYLBENZENE	98-82-8	2.50	ND
1,1,2,2-TETRACHLOROETHANE	79-34-5	2.50	ND
BROMOBENZENE	108-86-1	2.50	ND
1,2,3-TRICHLOROPROPANE	96-18-4	2.50	ND
N-PROPYLBENZENE	103-65-1	2.50	ND
2-CHLOROTOLUENE	95-49-8	2.50	ND

K PRIME, INC.
LABORATORY REPORT

K PRIME PROJECT: 9115
CLIENT PROJECT: A40028.01 T5

SAMPLE ID: OSN7-14-19
LAB NO: 132642
DATE SAMPLED: 05/07/2015
TIME SAMPLED: 17:15
BATCH #: 050815W1
DATE ANALYZED: 05/11/2015

METHOD: VOLATILE ORGANIC COMPOUNDS
REFERENCE: EPA 5030/8260

SAMPLE TYPE: WATER
UNITS: ug/L

COMPOUND NAME	CAS NO.	REPORTING LIMIT	SAMPLE CONC
1,3,5-TRIMETHYLBENZENE	108-67-8	2.50	ND
4-CHLOROTOLUENE	106-43-4	2.50	ND
TERT-BUTYLBENZENE	98-06-6	2.50	ND
1,2,4-TRIMETHYLBENZENE	95-63-6	2.50	ND
SEC-BUTYLBENZENE	135-98-8	2.50	ND
1,3-DICHLOROBENZENE	541-73-1	2.50	ND
4-ISOPROPYLTOLUENE	99-87-6	2.50	ND
1,4-DICHLOROBENZENE	106-46-7	2.50	ND
N-BUTYLBENZENE	104-51-8	2.50	ND
1,2-DICHLOROBENZENE	95-50-1	2.50	3.09
1,2-DIBROMO-3-CHLOROPROPANE	96-12-8	2.50	ND
1,2,4-TRICHLOROBENZENE	120-82-1	5.00	ND
HEXACHLOROBUTADIENE	87-68-3	5.00	ND
NAPHTHALENE	91-20-3	5.00	ND
1,2,3-TRICHLOROBENZENE	87-61-6	5.00	ND

SURROGATE RECOVERY	%
DIBROMOFLUOROMETHANE	102
TOLUENE-D8	102
4-BROMOFLUOROBENZENE	92

NOTES:

ND - NOT DETECTED AT OR ABOVE THE STATED REPORTING LIMIT
NA -NOT APPLICABLE OR AVAILABLE

APPROVED BY: OW
DATE: 05/14/2015

K PRIME, INC.
LABORATORY REPORT

K PRIME PROJECT: 9115
CLIENT PROJECT: A40028.01 T5

SAMPLE ID: H-I-22-26
LAB NO: 132643
DATE SAMPLED: 05/06/2015
TIME SAMPLED: 13:40
BATCH #: 050815W1
DATE ANALYZED: 05/11/2015

METHOD: VOLATILE ORGANIC COMPOUNDS
REFERENCE: EPA 5030/8260

SAMPLE TYPE: WATER
UNITS: ug/L

COMPOUND NAME	CAS NO.	REPORTING LIMIT	SAMPLE CONC
DICHLORODIFLUOROMETHANE	75-71-8	0.500	ND
CHLOROMETHANE	74-87-3	0.500	ND
VINYL CHLORIDE	75-01-4	0.500	ND
BROMOMETHANE	74-83-9	0.500	ND
CHLOROETHANE	75-00-3	0.500	ND
TRICHLOROFUOROMETHANE	75-69-4	0.500	ND
1,1-DICHLOROETHENE	75-35-4	0.500	ND
TRICHLOROTRIFLUOROETHANE	76-13-1	0.500	ND
METHYLENE CHLORIDE	75-09-2	2.50	ND
TRANS-1,2-DICHLOROETHENE	156-60-5	0.500	0.520
1,1-DICHLOROETHANE	75-34-3	0.500	ND
CIS-1,2-DICHLOROETHENE	156-59-2	0.500	2.84
2,2-DICHLOROPROPANE	594-20-7	0.500	ND
BROMOCHLOROMETHANE	74-97-5	0.500	ND
CHLOROFORM	67-66-3	0.500	ND
1,1,1-TRICHLOROETHANE	71-55-6	0.500	ND
CARBON TETRACHLORIDE	56-23-5	0.500	ND
1,1-DICHLOROPROPENE	563-58-6	0.500	ND
BENZENE	71-43-2	0.500	ND
1,2-DICHLOROETHANE	107-06-2	0.500	3.83
TRICHLOROETHENE	79-01-6	0.500	1.29
1,2-DICHLOROPROPANE	78-87-5	0.500	ND
DIBROMOMETHANE	74-95-3	0.500	ND
BROMODICHLOROMETHANE	75-27-4	0.500	ND
TRANS-1,3-DICHLOROPROPENE	10061-02-6	0.500	ND
TOLUENE	108-88-3	0.500	ND
CIS-1,3-DICHLOROPROPENE	10061-01-5	0.500	ND
1,1,2-TRICHLOROETHANE	79-00-5	0.500	ND
TETRACHLOROETHENE	127-18-4	0.500	ND
1,3-DICHLOROPROPANE	142-28-9	0.500	ND
DIBROMOCHLOROMETHANE	124-48-1	0.500	ND
1,2-DIBROMOETHANE	106-93-4	0.500	ND
CHLOROBENZENE	108-90-7	0.500	ND
1,1,1,2-TETRACHLOROETHANE	630-20-6	0.500	ND
ETHYLBENZENE	100-41-4	0.500	ND
XYLENE (M+P)	1330-20-7	0.500	ND
XYLENE (O)	1330-20-7	0.500	ND
STYRENE	100-42-5	0.500	ND
BROMOFORM	75-25-2	0.500	ND
ISOPROPYLBENZENE	98-82-8	0.500	ND
1,1,2,2-TETRACHLOROETHANE	79-34-5	0.500	ND
BROMOBENZENE	108-86-1	0.500	ND
1,2,3-TRICHLOROPROPANE	96-18-4	0.500	ND
N-PROPYLBENZENE	103-65-1	0.500	ND
2-CHLOROTOLUENE	95-49-8	0.500	ND

K PRIME, INC.
LABORATORY REPORT

K PRIME PROJECT: 9115
CLIENT PROJECT: A40028.01 T5

SAMPLE ID: H-I-22-26
LAB NO: 132643
DATE SAMPLED: 05/06/2015
TIME SAMPLED: 13:40
BATCH #: 050815W1
DATE ANALYZED: 05/11/2015

METHOD: VOLATILE ORGANIC COMPOUNDS
REFERENCE: EPA 5030/8260

SAMPLE TYPE: WATER
UNITS: ug/L

COMPOUND NAME	CAS NO.	REPORTING LIMIT	SAMPLE CONC
1,3,5-TRIMETHYLBENZENE	108-67-8	0.500	ND
4-CHLOROTOLUENE	106-43-4	0.500	ND
TERT-BUTYLBENZENE	98-06-6	0.500	ND
1,2,4-TRIMETHYLBENZENE	95-63-6	0.500	ND
SEC-BUTYLBENZENE	135-98-8	0.500	ND
1,3-DICHLOROBENZENE	541-73-1	0.500	ND
4-ISOPROPYLTOLUENE	99-87-6	0.500	ND
1,4-DICHLOROBENZENE	106-46-7	0.500	ND
N-BUTYLBENZENE	104-51-8	0.500	ND
1,2-DICHLOROBENZENE	95-50-1	0.500	ND
1,2-DIBROMO-3-CHLOROPROPANE	96-12-8	0.500	ND
1,2,4-TRICHLOROBENZENE	120-82-1	1.00	ND
HEXACHLOROBUTADIENE	87-68-3	1.00	ND
NAPHTHALENE	91-20-3	1.00	ND
1,2,3-TRICHLOROBENZENE	87-61-6	1.00	ND
METHYL TERT-BUTYL ETHER (MTBE)	1634-04-4	0.500	ND

SURROGATE RECOVERY	%
DIBROMOFLUOROMETHANE	108
TOLUENE-D8	101
4-BROMOFLUOROBENZENE	93

NOTES:
ND - NOT DETECTED AT OR ABOVE THE STATED REPORTING LIMIT
NA - NOT APPLICABLE OR AVAILABLE

APPROVED BY:
DATE: 05/14/2015

K PRIME, INC.
LABORATORY REPORT

K PRIME PROJECT: 9115
CLIENT PROJECT: A40028.01 T5

METHOD: DRO
REFERENCE: EPA 8015B

SAMPLE TYPE: WATER
UNITS: mg/L

SAMPLE ID	LAB NO.	DATE	BATCH	EXTRACT	DATE	MRL	SAMPLE	DRO
		SAMPLED	ID	DATE	ANALYZED			
H-I-22-26	132643	05/06/2015	050415W1	05/11/2015	05/11/2015	0.161	ND	

NOTES:

DRO Diesel Range Organics (C12-C34) with Silica Gel Cleanup
ND Not Detected at or above the stated MRL
NA Not Applicable or Available
MRL Method Reporting Limit
AD Typical pattern for diesel
AM Hydrocarbon response is in the C12-C22 range
AC Heavier hydrocarbons contributing to diesel range quantitation
AJ Heavier hydrocarbon than diesel
AK Lighter hydrocarbon than diesel
AE Unknown hydrocarbon with a single peak
AN Unknown hydrocarbon with several peaks

APPROVED BY: ch
DATE: 05/14/2015

K PRIME, INC.
LABORATORY REPORT

K PRIME PROJECT: 9115
CLIENT PROJECT: A40028.01 T5

SAMPLE ID: H-I-22-26
LAB NO: 132643
DATE SAMPLED: 05/06/2015
TIME SAMPLED: 13:40
BATCH ID: 051215DM1

METHOD: DISSOLVED METALS BY ICP/MS
REFERENCE: EPA 200.8

SAMPLE TYPE: WATER
UNITS: ug/L

ELEMENT NAME		DATE ANALYZED	REPORTING LIMIT	SAMPLE CONC
ANTIMONY	Sb	05/13/2015	1.00	ND
ARSENIC	As	05/13/2015	1.00	ND
BARIUM	Ba	05/13/2015	1.00	181
BERYLLIUM	Be	05/13/2015	1.00	ND
CADMIUM	Cd	05/13/2015	1.00	ND
CHROMIUM	Cr	05/13/2015	1.00	ND
COBALT	Co	05/13/2015	1.00	3.00
COPPER	Cu	05/13/2015	1.00	1.19
LEAD	Pb	05/13/2015	1.00	ND
MERCURY	Hg	05/13/2015	0.200	ND
MOLYBDENUM	Mo	05/13/2015	1.00	56.4
NICKEL	Ni	05/13/2015	1.00	1.57
SELENIUM	Se	05/13/2015	1.00	ND
SILVER	Ag	05/13/2015	1.00	ND
THALLIUM	Tl	05/13/2015	1.00	ND
VANADIUM	V	05/13/2015	1.00	ND
ZINC	Zn	05/13/2015	1.00	6.44

NOTES:

ND - NOT DETECTED AT OR ABOVE THE STATED REPORTING LIMIT
NA - NOT AVAILABLE OR APPLICABLE

APPROVED BY: Ch
DATE: 05/14/2015

K PRIME, INC.
LABORATORY QUALITY CONTROL REPORT

METHOD BLANK ID: B042715W1
SAMPLE TYPE: WATER

METHOD: GRO-GASOLINE RANGE ORGANICS
REFERENCE: EPA 8015B

BATCH #: 042715W1
DATE EXTRACTED: 04/27/2015
DATE ANALYZED: 04/27/2015

UNITS: mg/L

COMPOUND NAME	REPORTING LIMIT	SAMPLE CONC
TPH-G	0.050	ND

SAMPLE ID: L042715W1
DUPLICATE ID: D042715W1
BATCH #: 042715W1
SAMPLE TYPE: WATER
UNITS: mg/L

DATE EXTRACTED: 04/27/2015
DATE ANALYZED: 04/27/2015

ACCURACY (MATRIX SPIKE)

PARAMETER	SPIKE ADDED	SAMPLE RESULT	SPIKE RESULT	RECOVERY (%)	LIMITS (%)
TPH-G	0.500	ND	0.485	97	60-140

PRECISION (SPIKE DUPLICATE)

COMPOUND NAME	REPORTING LIMIT	SPIKE RESULT	DUPLICATE RESULT	RPD (%)	LIMITS (%)
TPH-G	0.050	0.485	0.462	4.9	±20

NOTES:

ND - NOT DETECTED AT OR ABOVE THE STATED REPORTING LIMIT
 NA - NOT APPLICABLE

K PRIME, INC.

LABORATORY METHOD BLANK REPORT

METHOD BLANK ID: B050815W1

BATCH #: 050815W1

DATE ANALYZED: 05/08/2015

METHOD: VOLATILE ORGANIC COMPOUNDS

SAMPLE TYPE: WATER

REFERENCE: EPA 5030/8260

UNITS: ug/L

COMPOUND NAME	CAS NO.	REPORTING LIMIT	SAMPLE CONC
DICHLORODIFLUOROMETHANE	75-71-8	0.500	ND
CHLOROMETHANE	74-87-3	0.500	ND
VINYL CHLORIDE	75-01-4	0.500	ND
BROMOMETHANE	74-83-9	0.500	ND
CHLOROETHANE	75-00-3	0.500	ND
TRICHLOROFUOROMETHANE	75-69-4	0.500	ND
1,1-DICHLOROETHENE	75-35-4	0.500	ND
TRICHLOROTRIFLUOROETHANE	76-13-1	0.500	ND
METHYLENE CHLORIDE	75-09-2	2.50	ND
TRANS-1,2-DICHLOROETHENE	156-60-5	0.500	ND
1,1-DICHLOROETHANE	75-34-3	0.500	ND
CIS-1,2-DICHLOROETHENE	156-59-2	0.500	ND
2,2-DICHLOROPROPANE	594-20-7	0.500	ND
BROMOCHLOROMETHANE	74-97-5	0.500	ND
CHLOROFORM	67-66-3	0.500	ND
1,1,1-TRICHLOROETHANE	71-55-6	0.500	ND
CARBON TETRACHLORIDE	56-23-5	0.500	ND
1,1-DICHLOROPROPENE	563-58-6	0.500	ND
BENZENE	71-43-2	0.500	ND
1,2-DICHLOROETHANE	107-06-2	0.500	ND
TRICHLOROETHENE	79-01-6	0.500	ND
1,2-DICHLOROPROPANE	78-87-5	0.500	ND
DIBROMOMETHANE	74-95-3	0.500	ND
BROMODICHLOROMETHANE	75-27-4	0.500	ND
TRANS-1,3-DICHLOROPROPENE	10061-02-6	0.500	ND
TOLUENE	108-88-3	0.500	ND
CIS-1,3-DICHLOROPROPENE	10061-01-5	0.500	ND
1,1,2-TRICHLOROETHANE	79-00-5	0.500	ND
TETRACHLOROETHENE	127-18-4	0.500	ND
1,3-DICHLOROPROPANE	142-28-9	0.500	ND
DIBROMOCHLOROMETHANE	124-48-1	0.500	ND
1,2-DIBROMOETHANE	106-93-4	0.500	ND
CHLOROBENZENE	108-90-7	0.500	ND
1,1,1,2-TETRACHLOROETHANE	630-20-6	0.500	ND
ETHYLBENZENE	100-41-4	0.500	ND
XYLENE (M+P)	1330-20-7	0.500	ND
XYLENE (O)	1330-20-7	0.500	ND
STYRENE	100-42-5	0.500	ND
BROMOFORM	75-25-2	0.500	ND
ISOPROPYLBENZENE	98-82-8	0.500	ND
1,1,2,2-TETRACHLOROETHANE	79-34-5	0.500	ND
BROMOBENZENE	108-86-1	0.500	ND
1,2,3-TRICHLOROPROPANE	96-18-4	0.500	ND
N-PROPYLBENZENE	103-65-1	0.500	ND
2-CHLOROTOLUENE	95-49-8	0.500	ND

K PRIME, INC.

LABORATORY METHOD BLANK REPORT

METHOD BLANK ID: B050815W1

BATCH #: 050815W1

DATE ANALYZED: 05/08/2015

METHOD: VOLATILE ORGANIC COMPOUNDS

SAMPLE TYPE: WATER

REFERENCE: EPA 5030/8260

UNITS: ug/L

COMPOUND NAME	CAS NO.	REPORTING LIMIT	SAMPLE CONC
1,3,5-TRIMETHYLBENZENE	108-67-8	0.500	ND
4-CHLOROTOLUENE	106-43-4	0.500	ND
TERT-BUTYLBENZENE	98-06-6	0.500	ND
1,2,4-TRIMETHYLBENZENE	95-63-6	0.500	ND
SEC-BUTYLBENZENE	135-98-8	0.500	ND
1,3-DICHLOROBENZENE	541-73-1	0.500	ND
4-ISOPROPYLTOLUENE	99-87-6	0.500	ND
1,4-DICHLOROBENZENE	106-46-7	0.500	ND
N-BUTYLBENZENE	104-51-8	0.500	ND
1,2-DICHLOROBENZENE	95-50-1	0.500	ND
1,2-DIBROMO-3-CHLOROPROPANE	96-12-8	0.500	ND
1,2,4-TRICHLOROBENZENE	120-82-1	1.00	ND
HEXACHLOROBUTADIENE	87-68-3	1.00	ND
NAPHTHALENE	91-20-3	1.00	ND
1,2,3-TRICHLOROBENZENE	87-61-6	1.00	ND
METHYL TERT-BUTYL ETHER (MTBE)	1634-04-4	0.500	ND

SURROGATE RECOVERY	%
DIBROMOFLUOROMETHANE	100
TOLUENE-D8	100
4-BROMOFLUOROBENZENE	90

NOTES:

ND - NOT DETECTED AT OR ABOVE THE STATED REPORTING LIMIT

NA -NOT APPLICABLE OR AVAILABLE

K PRIME, INC.
LABORATORY QC REPORT

METHOD: VOLATILE ORGANIC COMPOUNDS
REFERENCE: EPA 5030/8260

SAMPLE ID: B050815W1
SPIKE ID: L050815W1
DUPLICATE ID: D050815W1
BATCH #: 050815W1
SAMPLE TYPE: WATER
UNITS: µg/L

ACCURACY (MATRIX SPIKE)

PARAMETER	SPIKE ADDED	SAMPLE RESULT	SPIKE RESULT	RECOVERY (%)	LIMITS (%)
1,1 DICHLOROETHENE	10.0	ND	11.6	116	60-140
BENZENE	10.0	ND	12.0	120	60-140
TRICHLOROETHENE	10.0	ND	12.1	121	60-140
TOLUENE	10.0	ND	11.8	118	60-140
CHLOROBENZENE	10.0	ND	11.3	113	60-140

PRECISION (SPIKE DUPLICATE)

COMPOUND NAME	REPORTING LIMIT	SPIKE RESULT	DUPLICATE RESULT	RPD (%)	LIMITS (%)
1,1 DICHLOROETHENE	0.500	11.6	10.8	7.7	±20
BENZENE	0.500	12.0	11.5	3.7	±20
TRICHLOROETHENE	0.500	12.1	11.5	4.7	±20
TOLUENE	0.500	11.8	11.7	0.9	±20
CHLOROBENZENE	0.500	11.3	11.2	1.0	±20

NOTES:

ND - NOT DETECTED AT OR ABOVE THE STATED REPORTING LIMIT
NA - NOT AVAILABLE OR APPLICABLE

K PRIME, INC.
LABORATORY QUALITY CONTROL REPORT

BATCH ID: 050415W1
DATE EXTRACTED: 5/4/2015
DATE ANALYZED: 5/4/2015

METHOD: DRO
REFERENCE: EPA 8015B

SAMPLE TYPE: WATER
UNITS: mg/L

METHOD BLANK ID: B050415W1

COMPOUND NAME	REPORTING LIMIT	SAMPLE CONC
DRO	0.050	ND

SAMPLE ID: L050415W1
DUPLICATE ID: D050415W1

ACCURACY (MATRIX SPIKE)

PARAMETER	SPIKE ADDED	SAMPLE RESULT	SPIKE RESULT	RECOVERY (%)	LIMITS (%)
DRO	2.50	ND	1.92	77	60-140

PRECISION (SPIKE DUPLICATE)

COMPOUND NAME	REPORTING LIMIT	SPIKE RESULT	DUPLICATE RESULT	RPD (%)	LIMITS (%)
DRO	0.050	1.92	1.79	7.2	±20

NOTES:

DRO - DIESEL RANGE ORGANICS (C12-C34)

ND - NOT DETECTED AT OR ABOVE THE STATED REPORTING LIMIT

NA - NOT APPLICABLE OR AVAILABLE

K PRIME, INC.
LABORATORY BATCH QC REPORT

SAMPLE ID: L051215DM1
DUPLICATE ID: D051215DM1
METHOD BLANK ID: B051215DM1
BATCH #: 051215DM1
DATE ANALYZED: 05/12/2015

METHOD: DISSOLVED METALS BY ICP/MS
REFERENCE: EPA 200.8

SAMPLE TYPE: WATER
UNITS: ug/L

ELEMENT		MB ug/L	SA ug/L	SR ug/L	SP ug/L	SPD ug/L	SP %R	RPD %
ANTIMONY	Sb	<1.00	50.0	0.0	49.2	49.2	98	0.1
ARSENIC	As	<1.00	50.0	0.0	49.3	48.9	99	0.8
BARIUM	Ba	<1.00	50.0	0.0	50.1	49.5	100	1.1
BERYLLIUM	Be	<1.00	50.0	0.0	50.0	49.1	100	1.8
CADMIUM	Cd	<1.00	50.0	0.0	49.2	49.1	98	0.3
CHROMIUM	Cr	<1.00	50.0	0.0	49.5	49.2	99	0.7
COBALT	Co	<1.00	50.0	0.0	49.4	48.4	99	2.0
COPPER	Cu	<1.00	50.0	0.0	49.9	49.1	100	1.6
LEAD	Pb	<1.00	50.0	0.0	49.6	48.6	99	2.0
MERCURY	Hg	<0.200	1.00	0.0	1.02	1.01	102	0.8
MOLYBDENUM	Mo	<1.00	50.0	0.0	49.7	49.6	99	0.3
NICKEL	Ni	<1.00	50.0	0.0	49.6	49.2	99	0.8
SELENIUM	Se	<1.00	50.0	0.0	48.8	49.1	98	0.7
SILVER	Ag	<1.00	25.0	0.0	24.8	24.7	99	0.4
THALLIUM	Tl	<1.00	50.0	0.0	52.7	51.9	105	1.6
VANADIUM	V	<1.00	50.0	0.0	49.5	49.1	99	0.8
ZINC	Zn	<1.00	50.0	0.0	48.7	47.6	97	2.3

NOTES:

ND: NOT DETECTED

MB: METHOD BLANK

SA: SPIKE ADDED

SR: SAMPLE RESULT

SP: SPIKE RESULT

SPD: SPIKE DUPLICATE RESULT

SP(%R): SPIKE % RECOVERY

RPD: RELATIVE PERCENT DIFFERENCE

9115

CHAIN OF CUSTODY RECORD

Erler & Kalinowski, Inc.

CONSULTING ENGINEERS AND SCIENTISTS

1870 Ogden Drive, Burlingame CA 94010

PHONE: 650-292-9100

FAX: 650-552-9012

Project Name		Project No.		ANALYSES REQUESTED		EKLCOG No.: (YYYYMMDD-#)	
Site B - Offsite		A40028.01 T5		EPA 8260B		Revision: _____ (A, B, C, D, etc.)	
Location:		Sampled By:		Field Filtered with 0.45-micron filter		Date: _____ By: _____	
Emeryville, CA		J. Daugherty, W. Hassett, B. Castle, J. Straw, R. Ford		PLACE ON HOLD		Grab Groundwater	
Reporting:		Laboratory:		Method No.		EXPECTED TURNAROUND TIME	
Electronic Format: EDF		K Prime, Inc.		Analyte Group		Remarks	
Hard Copy Format: PDF		3621 Westwind Blvd		3 - VOAs (HCl)		STO	
Electronic Report Level: II		Santa Rosa, CA 95403		3 - VOAs (HCl)			
Please report results to the following:		(707) 527-7574		3 - VOAs (HCl)			
(1) EK: labs@ekiconsult.com				3 - VOAs (HCl)			
(2) Joy Su: jsu@ekiconsult.com				3 - VOAs (HCl)			
(3) Jessica Daugherty: jdaugherty@ekiconsult.com				3 - VOAs (HCl)			
(4) Will Hassett: whassett@ekiconsult.com				3 - VOAs (HCl)			
Field Sample Identification	Lab Sample No.	Date	Time	Matrix	Number / Type of Container (Preservative)		
H-I-42-46	132629	5-6-15	850	Water	3 - VOAs (HCl)	X	
H-I-42-46-DUP	132630		850		3 - VOAs (HCl)	X	
H-I-29-33	132631		1000		3 - VOAs (HCl)	X	
H-H-42-46	132632		932		3 - VOAs (HCl)	X	
G1-58-62	132633		1120		3 - VOAs (HCl)	X	
MPW3	132634	5-7-15	1516		3 - VOAs (HCl)	X	
MPW2	132635		1115		3 - VOAs (HCl)	X	
MPW1	132636		1636		3 - VOAs (HCl)	X	
MPW S-DUP	132637		1636		3 - VOAs (HCl)	X	
OSN7-52-56	132638		1340		3 - VOAs (HCl)	X	

Special Instructions: Temperature blank included

Reinquisitioned by:	Date	Time	Received by:	Signature/Affiliation or Carrier (Air Bill No.)
B Su	5/7/15	1729	Enrol (VTC)	5/7/15 B.29
Reinquisitioned by:	Date	Time	Received by:	Signature/Affiliation
Enrol (VTC)	7-MAY-2015	1932	Mark Wozniak	Mark Wozniak (VTC)
Reinquisitioned by:	Date	Time	Received by:	Signature/Affiliation

9115

CHAIN OF CUSTODY RECORD

Erler & Kalinowski, Inc.

CONSULTING ENGINEERS AND SCIENTISTS

1870 Ogden Drive, Burlingame CA 94010

PHONE: 650-292-9100

FAX: 650-552-9012

Project Name		Project No.		ANALYSES REQUESTED		EKLCO# No. (YYYYMMDD-#)
Site B - Offsite		A40028.01 T5		EPA 8260B		Revision: _____ (A, B, C, D, etc.)
Location:		Sampled By:		Field Filtered with 0.45-micron filter		Date: _____ By: _____
Emeryville, CA		J. Daugherty, W. Hassett, B. Castle, R. Shaw, R. Ford		PLACE ON HOLD		Grab Groundwater
Reporting:		Laboratory:		Method No.		EXPECTED TURNAROUND TIME
Electronic Format: EDF		K Prime, Inc.		Analyte Group		Remarks
Hard Copy Format: PDF		3621 Westwind Blvd		VOCs		
EPA Data Report Level: II		Santa Rosa, CA 95403		3 - VOCs (HCl)		
Please report results to the following:		(707) 527-7574		3 - VOCs (HCl)		
(1) EKI: labs@ekiconsult.com		Time		3 - VOCs (HCl)		
(2) Joy Su: jsu@ekiconsult.com		Date		3 - VOCs (HCl)		
(3) Jessica Daugherty: jdaugherty@ekiconsult.com		Matrix		3 - VOCs (HCl)		
(4) Will Hassett: whassett@ekiconsult.com		Time		3 - VOCs (HCl)		
Field Sample Identification		Date		Number / Type of Container (Preservative)		
OSN 7 - 29 - 34	132639	5/7/2015	1422	Water	3 - VOCs (HCl)	STP
OSN 8 - 52 - 56	132640	↓	1542	↓	3 - VOCs (HCl)	↓
OSN 8 - 30 - 34	132641	↓	1616	↓	3 - VOCs (HCl)	↓
OSN 7 - 14 - 19	132648	↓	1715	↓	3 - VOCs (HCl)	↓

Special Instructions: Temperature blank included

Relinquished by: *[Signature]* (Signature/Affiliation)
 Relinquished by: *[Signature]* (Signature/Affiliation)
 Relinquished by: *[Signature]* (Signature/Affiliation)

Date: 5/7/15 Time: 1729
 Date: 7-MAY-2015 Time: 1932

Received by: *[Signature]* (Signature/Affiliation or Carrier/Ar. Bill No.)
 Received by: *[Signature]* (Signature/Affiliation)
 Received by: *[Signature]* (Signature/Affiliation)

9115

PAGE 3 OF 3

CHAIN OF CUSTODY RECORD

Erler & Kalinowski, Inc.

CONSULTING ENGINEERS AND SCIENTISTS

1870 Ogden Drive, Burlingame CA 94010

PHONE: 650-292-9100 FAX: 650-552-9012

Project Name Site B - Offsite		Project No. A40028.01 T5		ANALYSES REQUESTED		EKLCOG No.: (YYYYMMDD-#)	
Location: Emeryville, CA		Sampled By: L. Hansen		Field Filtered with 0.45-micron filter		Revision: (A, B, C, D, etc.)	
Reporting: Electronic Format: EDF EPA Data Report Level: II Hard Copy Format: PDF		Laboratory: J. Daugherty, W. Hassett, B. Gaetter, J. Shaw, R. Ford		EPA 8015 TPHg		Date: By:	
Please report results to the following: (1) EK: labs@ekiconsult.com (2) Joy Su: jsu@ekiconsult.com (3) Jessica Daugherty: jdaugherty@ekiconsult.com (4) Will Hassett: whassett@ekiconsult.com		K Prime, Inc. 3621 Westwind Blvd Santa Rosa, CA 95403 (707) 527-7574		EPA 8015 TPHd w/ Silicon Gel Cleanup		Grab Groundwater	
Field Sample Identification		Matrix		EPA 200.8 Title 22 Metals		EXPECTED TURNAROUND TIME	
H-I-22-26	132643	5/6/2015	Water	EPA 7199 Hexavalent Chromium		STD	
				EPA 8260B VOCs + MTBE			
				Method No. Analyte Group			
				Number / Type of Container (Preservative)			
				5 - VOAs (HCl) (P)			
				1 - 250-mL Poly (HNO ₃)			
				1 - 250-mL Poly (HNO ₃)			
				3 - VOAs (HCl)			
				1 - 250-mL Poly			
				1 - 250-mL Poly (HNO ₃)			
				3 - VOAs (HCl)			
				1 - 250-mL Poly			
				1 - 250-mL Poly (HNO ₃)			
				3 - VOAs (HCl)			
				1 - 250-mL Poly			
				1 - 250-mL Poly (HNO ₃)			
				3 - VOAs (HCl)			
				1 - 250-mL Poly			
				1 - 250-mL Poly (HNO ₃)			
Special Instructions: Temperature blank included				Received by: (Signature/Affiliation of Carrier/ Bill No.)			
Reinquired by: YSR				Date: 5/7/15 Time: 1729			
Reinquired by: [Signature]				Date: 7-MAY-2015 Time: 1932			
Reinquired by: [Signature]				Date: [Signature]			

K PRIME, Inc.

CONSULTING ANALYTICAL CHEMISTS

3621 Westwind Blvd.
Santa Rosa CA 95403
Phone: 707 527 7574
FAX: 707 527 7879

TRANSMITTAL

DATE: 5/14/2015

TO: MS. JOY SU
MS. JESSICA DAUGHERTY
MR. WILL HASSETT
ERLER & KALINOWSKI, INC.
1870 OGDEN DRIVE
BURLINGAME, CA 94010

ACCT: 9115
PROJ: A40028.01 T5

Phone: 650-292-9100
Email: labs@ekiconsult.com
jsu@ekiconsult.com
jdaugherty@ekiconsult.com
whassett@ekiconsult.com

FROM: Richard A. Kagel, Ph.D.
Laboratory Director

*RAK/MC
5/14/2015*

SUBJECT: LABORATORY RESULTS FOR YOUR PROJECT A40028.01 T5

Enclosed please find K Prime's laboratory reports for the following samples:

SAMPLE ID	TYPE	DATE	TIME	KPI LAB #
H-1-58-62	WATER	5/8/2015	9:30	132676
G1-21-26	WATER	5/8/2015	9:45	132677
G1-40-42	WATER	5/8/2015	13:40	132678
OSN8-18-23	WATER	5/8/2015	14:30	132679

The above listed sample group was received on 5/8/2015 and tested as requested on the chain of custody document.

Please call me if you have any questions or need further information.
Thank you for this opportunity to be of service.

K PRIME, INC.
LABORATORY REPORT

K PRIME PROJECT: 9115
CLIENT PROJECT: A40028.01 T5

SAMPLE ID: H-I-58-62
LAB NO: 132676
DATE SAMPLED: 05/08/2015
TIME SAMPLED: 09:30
BATCH #: 051215W1
DATE ANALYZED: 05/12/2015

METHOD: VOLATILE ORGANIC COMPOUNDS
REFERENCE: EPA 5030/8260

SAMPLE TYPE: WATER
UNITS: ug/L

COMPOUND NAME	CAS NO.	REPORTING LIMIT	SAMPLE CONC
DICHLORODIFLUOROMETHANE	75-71-8	0.500	ND
CHLOROMETHANE	74-87-3	0.500	ND
VINYL CHLORIDE	75-01-4	0.500	ND
BROMOMETHANE	74-83-9	0.500	ND
CHLOROETHANE	75-00-3	0.500	ND
TRICHLOROFLUOROMETHANE	75-69-4	0.500	ND
1,1-DICHLOROETHENE	75-35-4	0.500	ND
TRICHLOROTRIFLUOROETHANE	76-13-1	0.500	ND
METHYLENE CHLORIDE	75-09-2	2.50	ND
TRANS-1,2-DICHLOROETHENE	156-60-5	0.500	ND
1,1-DICHLOROETHANE	75-34-3	0.500	ND
CIS-1,2-DICHLOROETHENE	156-59-2	0.500	ND
2,2-DICHLOROPROPANE	594-20-7	0.500	ND
BROMOCHLOROMETHANE	74-97-5	0.500	ND
CHLOROFORM	67-66-3	0.500	ND
1,1,1-TRICHLOROETHANE	71-55-6	0.500	ND
CARBON TETRACHLORIDE	56-23-5	0.500	ND
1,1-DICHLOROPROPENE	563-58-6	0.500	ND
BENZENE	71-43-2	0.500	ND
1,2-DICHLOROETHANE	107-06-2	0.500	ND
TRICHLOROETHENE	79-01-6	0.500	ND
1,2-DICHLOROPROPANE	78-87-5	0.500	ND
DIBROMOMETHANE	74-95-3	0.500	ND
BROMODICHLOROMETHANE	75-27-4	0.500	ND
TRANS-1,3-DICHLOROPROPENE	10061-02-6	0.500	ND
TOLUENE	108-88-3	0.500	ND
CIS-1,3-DICHLOROPROPENE	10061-01-5	0.500	ND
1,1,2-TRICHLOROETHANE	79-00-5	0.500	ND
TETRACHLOROETHENE	127-18-4	0.500	ND
1,3-DICHLOROPROPANE	142-28-9	0.500	ND
DIBROMOCHLOROMETHANE	124-48-1	0.500	ND
1,2-DIBROMOETHANE	106-93-4	0.500	ND
CHLOROBENZENE	108-90-7	0.500	ND
1,1,1,2-TETRACHLOROETHANE	630-20-6	0.500	ND
ETHYLBENZENE	100-41-4	0.500	ND
XYLENE (M+P)	1330-20-7	0.500	ND
XYLENE (O)	1330-20-7	0.500	ND
STYRENE	100-42-5	0.500	ND
BROMOFORM	75-25-2	0.500	ND
ISOPROPYLBENZENE	98-82-8	0.500	ND
1,1,2,2-TETRACHLOROETHANE	79-34-5	0.500	ND
BROMOBENZENE	108-86-1	0.500	ND
1,2,3-TRICHLOROPROPANE	96-18-4	0.500	ND
N-PROPYLBENZENE	103-65-1	0.500	ND
2-CHLOROTOLUENE	95-49-8	0.500	ND

K PRIME, INC.
LABORATORY REPORT

K PRIME PROJECT: 9115
CLIENT PROJECT: A40028.01 T5

SAMPLE ID: H-I-58-62
LAB NO: 132676
DATE SAMPLED: 05/08/2015
TIME SAMPLED: 09:30
BATCH #: 051215W1
DATE ANALYZED: 05/12/2015

METHOD: VOLATILE ORGANIC COMPOUNDS
REFERENCE: EPA 5030/8260

SAMPLE TYPE: WATER
UNITS: ug/L

COMPOUND NAME	CAS NO.	REPORTING LIMIT	SAMPLE CONC
1,3,5-TRIMETHYLBENZENE	108-67-8	0.500	ND
4-CHLOROTOLUENE	106-43-4	0.500	ND
TERT-BUTYLBENZENE	98-06-6	0.500	ND
1,2,4-TRIMETHYLBENZENE	95-63-6	0.500	ND
SEC-BUTYLBENZENE	135-98-8	0.500	ND
1,3-DICHLOROBENZENE	541-73-1	0.500	ND
4-ISOPROPYLTOLUENE	99-87-6	0.500	ND
1,4-DICHLOROBENZENE	106-46-7	0.500	ND
N-BUTYLBENZENE	104-51-8	0.500	ND
1,2-DICHLOROBENZENE	95-50-1	0.500	ND
1,2-DIBROMO-3-CHLOROPROPANE	96-12-8	0.500	ND
1,2,4-TRICHLOROBENZENE	120-82-1	1.00	ND
HEXACHLOROBUTADIENE	87-68-3	1.00	ND
NAPHTHALENE	91-20-3	1.00	ND
1,2,3-TRICHLOROBENZENE	87-61-6	1.00	ND

SURROGATE RECOVERY	%
DIBROMOFLUOROMETHANE	118
TOLUENE-D8	100
4-BROMOFLUOROBENZENE	85

NOTES:

ND - NOT DETECTED AT OR ABOVE THE STATED REPORTING LIMIT

NA - NOT APPLICABLE OR AVAILABLE

APPROVED BY: Ch
DATE: 05/14/2015

K PRIME, INC.
LABORATORY REPORT

K PRIME PROJECT: 9115
CLIENT PROJECT: A40028.01 T5

SAMPLE ID: G1-21-26
LAB NO: 132677
DATE SAMPLED: 05/08/2015
TIME SAMPLED: 09:45
BATCH #: 051215W1
DATE ANALYZED: 05/12/2015

METHOD: VOLATILE ORGANIC COMPOUNDS
REFERENCE: EPA 5030/8260

SAMPLE TYPE: WATER
UNITS: ug/L

COMPOUND NAME	CAS NO.	REPORTING LIMIT	SAMPLE CONC
DICHLORODIFLUOROMETHANE	75-71-8	0.500	ND
CHLOROMETHANE	74-87-3	0.500	ND
VINYL CHLORIDE	75-01-4	0.500	ND
BROMOMETHANE	74-83-9	0.500	ND
CHLOROETHANE	75-00-3	0.500	ND
TRICHLOROFUOROMETHANE	75-69-4	0.500	ND
1,1-DICHLOROETHENE	75-35-4	0.500	ND
TRICHLOROTRIFLUOROETHANE	76-13-1	0.500	ND
METHYLENE CHLORIDE	75-09-2	2.50	ND
TRANS-1,2-DICHLOROETHENE	156-60-5	0.500	ND
1,1-DICHLOROETHANE	75-34-3	0.500	ND
CIS-1,2-DICHLOROETHENE	156-59-2	0.500	ND
2,2-DICHLOROPROPANE	594-20-7	0.500	ND
BROMOCHLOROMETHANE	74-97-5	0.500	ND
CHLOROFORM	67-66-3	0.500	ND
1,1,1-TRICHLOROETHANE	71-55-6	0.500	ND
CARBON TETRACHLORIDE	56-23-5	0.500	ND
1,1-DICHLOROPROPENE	563-58-6	0.500	ND
BENZENE	71-43-2	0.500	ND
1,2-DICHLOROETHANE	107-06-2	0.500	ND
TRICHLOROETHENE	79-01-6	0.500	ND
1,2-DICHLOROPROPANE	78-87-5	0.500	ND
DIBROMOMETHANE	74-95-3	0.500	ND
BROMODICHLOROMETHANE	75-27-4	0.500	ND
TRANS-1,3-DICHLOROPROPENE	10061-02-6	0.500	ND
TOLUENE	108-88-3	0.500	ND
CIS-1,3-DICHLOROPROPENE	10061-01-5	0.500	ND
1,1,2-TRICHLOROETHANE	79-00-5	0.500	ND
TETRACHLOROETHENE	127-18-4	0.500	ND
1,3-DICHLOROPROPANE	142-28-9	0.500	ND
DIBROMOCHLOROMETHANE	124-48-1	0.500	ND
1,2-DIBROMOETHANE	106-93-4	0.500	ND
CHLOROBENZENE	108-90-7	0.500	ND
1,1,1,2-TETRACHLOROETHANE	630-20-6	0.500	ND
ETHYLBENZENE	100-41-4	0.500	ND
XYLENE (M+P)	1330-20-7	0.500	ND
XYLENE (O)	1330-20-7	0.500	ND
STYRENE	100-42-5	0.500	ND
BROMOFORM	75-25-2	0.500	ND
ISOPROPYLBENZENE	98-82-8	0.500	ND
1,1,2,2-TETRACHLOROETHANE	79-34-5	0.500	ND
BROMOBENZENE	108-86-1	0.500	ND
1,2,3-TRICHLOROPROPANE	96-18-4	0.500	ND
N-PROPYLBENZENE	103-65-1	0.500	ND
2-CHLOROTOLUENE	95-49-8	0.500	ND

K PRIME, INC.
LABORATORY REPORT

K PRIME PROJECT: 9115
CLIENT PROJECT: A40028.01 T5

SAMPLE ID: G1-21-26
LAB NO: 132677
DATE SAMPLED: 05/08/2015
TIME SAMPLED: 09:45
BATCH #: 051215W1
DATE ANALYZED: 05/12/2015

METHOD: VOLATILE ORGANIC COMPOUNDS
REFERENCE: EPA 5030/8260

SAMPLE TYPE: WATER
UNITS: ug/L

COMPOUND NAME	CAS NO.	REPORTING LIMIT	SAMPLE CONC
1,3,5-TRIMETHYLBENZENE	108-67-8	0.500	ND
4-CHLOROTOLUENE	106-43-4	0.500	ND
TERT-BUTYLBENZENE	98-06-6	0.500	ND
1,2,4-TRIMETHYLBENZENE	95-63-6	0.500	ND
SEC-BUTYLBENZENE	135-98-8	0.500	ND
1,3-DICHLOROBENZENE	541-73-1	0.500	ND
4-ISOPROPYLTOLUENE	99-87-6	0.500	ND
1,4-DICHLOROBENZENE	106-46-7	0.500	ND
N-BUTYLBENZENE	104-51-8	0.500	ND
1,2-DICHLOROBENZENE	95-50-1	0.500	ND
1,2-DIBROMO-3-CHLOROPROPANE	96-12-8	0.500	ND
1,2,4-TRICHLOROBENZENE	120-82-1	1.00	ND
HEXACHLOROBUTADIENE	87-68-3	1.00	ND
NAPHTHALENE	91-20-3	1.00	ND
1,2,3-TRICHLOROBENZENE	87-61-6	1.00	ND

SURROGATE RECOVERY	%
DIBROMOFLUOROMETHANE	118
TOLUENE-D8	101
4-BROMOFLUOROBENZENE	84

NOTES:

ND - NOT DETECTED AT OR ABOVE THE STATED REPORTING LIMIT
NA -NOT APPLICABLE OR AVAILABLE

APPROVED BY:
DATE: 05/14/2015

K PRIME, INC.
LABORATORY REPORT

SAMPLE ID: G1-40-42
LAB NO: 132678
DATE SAMPLED: 05/08/2015
TIME SAMPLED: 13:40
BATCH #: 051215W1
DATE ANALYZED: 05/12/2015

K PRIME PROJECT: 9115
CLIENT PROJECT: A40028.01 T5

METHOD: VOLATILE ORGANIC COMPOUNDS
REFERENCE: EPA 5030/8260

SAMPLE TYPE: WATER
UNITS: ug/L

COMPOUND NAME	CAS NO.	REPORTING LIMIT	SAMPLE CONC
DICHLORODIFLUOROMETHANE	75-71-8	0.500	ND
CHLOROMETHANE	74-87-3	0.500	ND
VINYL CHLORIDE	75-01-4	0.500	ND
BROMOMETHANE	74-83-9	0.500	ND
CHLOROETHANE	75-00-3	0.500	ND
TRICHLOROFLUOROMETHANE	75-69-4	0.500	ND
1,1-DICHLOROETHENE	75-35-4	0.500	ND
TRICHLOROTRIFLUOROETHANE	76-13-1	0.500	ND
METHYLENE CHLORIDE	75-09-2	2.50	ND
TRANS-1,2-DICHLOROETHENE	156-60-5	0.500	ND
1,1-DICHLOROETHANE	75-34-3	0.500	ND
CIS-1,2-DICHLOROETHENE	156-59-2	0.500	ND
2,2-DICHLOROPROPANE	594-20-7	0.500	ND
BROMOCHLOROMETHANE	74-97-5	0.500	ND
CHLOROFORM	67-66-3	0.500	ND
1,1,1-TRICHLOROETHANE	71-55-6	0.500	ND
CARBON TETRACHLORIDE	56-23-5	0.500	ND
1,1-DICHLOROPROPENE	563-58-6	0.500	ND
BENZENE	71-43-2	0.500	ND
1,2-DICHLOROETHANE	107-06-2	0.500	ND
TRICHLOROETHENE	79-01-6	0.500	ND
1,2-DICHLOROPROPANE	78-87-5	0.500	ND
DIBROMOMETHANE	74-95-3	0.500	ND
BROMODICHLOROMETHANE	75-27-4	0.500	ND
TRANS-1,3-DICHLOROPROPENE	10061-02-6	0.500	ND
TOLUENE	108-88-3	0.500	ND
CIS-1,3-DICHLOROPROPENE	10061-01-5	0.500	ND
1,1,2-TRICHLOROETHANE	79-00-5	0.500	ND
TETRACHLOROETHENE	127-18-4	0.500	ND
1,3-DICHLOROPROPANE	142-28-9	0.500	ND
DIBROMOCHLOROMETHANE	124-48-1	0.500	ND
1,2-DIBROMOETHANE	106-93-4	0.500	ND
CHLOROBENZENE	108-90-7	0.500	ND
1,1,1,2-TETRACHLOROETHANE	630-20-6	0.500	ND
ETHYLBENZENE	100-41-4	0.500	ND
XYLENE (M+P)	1330-20-7	0.500	ND
XYLENE (O)	1330-20-7	0.500	ND
STYRENE	100-42-5	0.500	ND
BROMOFORM	75-25-2	0.500	ND
ISOPROPYLBENZENE	98-82-8	0.500	ND
1,1,2,2-TETRACHLOROETHANE	79-34-5	0.500	ND
BROMOBENZENE	108-86-1	0.500	ND
1,2,3-TRICHLOROPROPANE	96-18-4	0.500	ND
N-PROPYLBENZENE	103-65-1	0.500	ND
2-CHLOROTOLUENE	95-49-8	0.500	ND

K PRIME, INC.
LABORATORY REPORT

SAMPLE ID: OSN8-18-23
LAB NO: 132679
DATE SAMPLED: 05/08/2015
TIME SAMPLED: 14:30
BATCH #: 051215W1
DATE ANALYZED: 05/13/2015

K PRIME PROJECT: 9115
CLIENT PROJECT: A40028.01 T5

METHOD: VOLATILE ORGANIC COMPOUNDS
REFERENCE: EPA 5030/8260

SAMPLE TYPE: WATER
UNITS: ug/L

COMPOUND NAME	CAS NO.	REPORTING LIMIT	SAMPLE CONC
DICHLORODIFLUOROMETHANE	75-71-8	50.0	ND
CHLOROMETHANE	74-87-3	50.0	ND
VINYL CHLORIDE	75-01-4	50.0	ND
BROMOMETHANE	74-83-9	50.0	ND
CHLOROETHANE	75-00-3	50.0	ND
TRICHLOROFLUOROMETHANE	75-69-4	50.0	ND
1,1-DICHLOROETHENE	75-35-4	50.0	ND
TRICHLOROTRIFLUOROETHANE	76-13-1	50.0	ND
METHYLENE CHLORIDE	75-09-2	250	ND
TRANS-1,2-DICHLOROETHENE	156-60-5	50.0	88.0
1,1-DICHLOROETHANE	75-34-3	50.0	ND
CIS-1,2-DICHLOROETHENE	156-59-2	50.0	479
2,2-DICHLOROPROPANE	594-20-7	50.0	ND
BROMOCHLOROMETHANE	74-97-5	50.0	ND
CHLOROFORM	67-66-3	50.0	ND
1,1,1-TRICHLOROETHANE	71-55-6	50.0	ND
CARBON TETRACHLORIDE	56-23-5	50.0	ND
1,1-DICHLOROPROPENE	563-58-6	50.0	ND
BENZENE	71-43-2	50.0	ND
1,2-DICHLOROETHANE	107-06-2	50.0	ND
TRICHLOROETHENE	79-01-6	50.0	7280
1,2-DICHLOROPROPANE	78-87-5	50.0	ND
DIBROMOMETHANE	74-95-3	50.0	ND
BROMODICHLOROMETHANE	75-27-4	50.0	ND
TRANS-1,3-DICHLOROPROPENE	10061-02-6	50.0	ND
TOLUENE	108-88-3	50.0	ND
CIS-1,3-DICHLOROPROPENE	10061-01-5	50.0	ND
1,1,2-TRICHLOROETHANE	79-00-5	50.0	ND
TETRACHLOROETHENE	127-18-4	50.0	ND
1,3-DICHLOROPROPANE	142-28-9	50.0	ND
DIBROMOCHLOROMETHANE	124-48-1	50.0	ND
1,2-DIBROMOETHANE	106-93-4	50.0	ND
CHLOROBENZENE	108-90-7	50.0	ND
1,1,1,2-TETRACHLOROETHANE	630-20-6	50.0	ND
ETHYLBENZENE	100-41-4	50.0	ND
XYLENE (M+P)	1330-20-7	50.0	ND
XYLENE (O)	1330-20-7	50.0	ND
STYRENE	100-42-5	50.0	ND
BROMOFORM	75-25-2	50.0	ND
ISOPROPYLBENZENE	98-82-8	50.0	ND
1,1,2,2-TETRACHLOROETHANE	79-34-5	50.0	ND
BROMOBENZENE	108-86-1	50.0	ND
1,2,3-TRICHLOROPROPANE	96-18-4	50.0	ND
N-PROPYLBENZENE	103-65-1	50.0	ND
2-CHLOROTOLUENE	95-49-8	50.0	ND

K PRIME, INC.
LABORATORY REPORT

SAMPLE ID: OSN8-18-23
LAB NO: 132679
DATE SAMPLED: 05/08/2015
TIME SAMPLED: 14:30
BATCH #: 051215W1
DATE ANALYZED: 05/13/2015

K PRIME PROJECT: 9115
CLIENT PROJECT: A40028.01 T5

METHOD: VOLATILE ORGANIC COMPOUNDS
REFERENCE: EPA 5030/8260

SAMPLE TYPE: WATER
UNITS: ug/L

COMPOUND NAME	CAS NO.	REPORTING LIMIT	SAMPLE CONC
1,3,5-TRIMETHYLBENZENE	108-67-8	50.0	ND
4-CHLOROTOLUENE	106-43-4	50.0	ND
TERT-BUTYLBENZENE	98-06-6	50.0	ND
1,2,4-TRIMETHYLBENZENE	95-63-6	50.0	ND
SEC-BUTYLBENZENE	135-98-8	50.0	ND
1,3-DICHLOROBENZENE	541-73-1	50.0	ND
4-ISOPROPYLTOLUENE	99-87-6	50.0	ND
1,4-DICHLOROBENZENE	106-46-7	50.0	ND
N-BUTYLBENZENE	104-51-8	50.0	ND
1,2-DICHLOROBENZENE	95-50-1	50.0	ND
1,2-DIBROMO-3-CHLOROPROPANE	96-12-8	50.0	ND
1,2,4-TRICHLOROBENZENE	120-82-1	100	ND
HEXACHLOROBUTADIENE	87-68-3	100	ND
NAPHTHALENE	91-20-3	100	ND
1,2,3-TRICHLOROBENZENE	87-61-6	100	ND

SURROGATE RECOVERY	%
DIBROMOFLUOROMETHANE	117
TOLUENE-D8	102
4-BROMOFLUOROBENZENE	87

NOTES:

ND - NOT DETECTED AT OR ABOVE THE STATED REPORTING LIMIT
NA - NOT APPLICABLE OR AVAILABLE

APPROVED BY: AW
DATE: 05/14/2015

K PRIME, INC.

LABORATORY METHOD BLANK REPORT

METHOD BLANK ID: B051215W1

BATCH #: 051215W1

DATE ANALYZED: 05/12/2015

METHOD: VOLATILE ORGANIC COMPOUNDS

SAMPLE TYPE: WATER

REFERENCE: EPA 5030/8260

UNITS: ug/L

COMPOUND NAME	CAS NO.	REPORTING LIMIT	SAMPLE CONC
DICHLORODIFLUOROMETHANE	75-71-8	0.500	ND
CHLOROMETHANE	74-87-3	0.500	ND
VINYL CHLORIDE	75-01-4	0.500	ND
BROMOMETHANE	74-83-9	0.500	ND
CHLOROETHANE	75-00-3	0.500	ND
TRICHLOROFLUOROMETHANE	75-69-4	0.500	ND
1,1-DICHLOROETHENE	75-35-4	0.500	ND
TRICHLOROTRIFLUOROETHANE	76-13-1	0.500	ND
METHYLENE CHLORIDE	75-09-2	2.50	ND
TRANS-1,2-DICHLOROETHENE	156-60-5	0.500	ND
1,1-DICHLOROETHANE	75-34-3	0.500	ND
CIS-1,2-DICHLOROETHENE	156-59-2	0.500	ND
2,2-DICHLOROPROPANE	594-20-7	0.500	ND
BROMOCHLOROMETHANE	74-97-5	0.500	ND
CHLOROFORM	67-66-3	0.500	ND
1,1,1-TRICHLOROETHANE	71-55-6	0.500	ND
CARBON TETRACHLORIDE	56-23-5	0.500	ND
1,1-DICHLOROPROPENE	563-58-6	0.500	ND
BENZENE	71-43-2	0.500	ND
1,2-DICHLOROETHANE	107-06-2	0.500	ND
TRICHLOROETHENE	79-01-6	0.500	ND
1,2-DICHLOROPROPANE	78-87-5	0.500	ND
DIBROMOMETHANE	74-95-3	0.500	ND
BROMODICHLOROMETHANE	75-27-4	0.500	ND
TRANS-1,3-DICHLOROPROPENE	10061-02-6	0.500	ND
TOLUENE	108-88-3	0.500	ND
CIS-1,3-DICHLOROPROPENE	10061-01-5	0.500	ND
1,1,2-TRICHLOROETHANE	79-00-5	0.500	ND
TETRACHLOROETHENE	127-18-4	0.500	ND
1,3-DICHLOROPROPANE	142-28-9	0.500	ND
DIBROMOCHLOROMETHANE	124-48-1	0.500	ND
1,2-DIBROMOETHANE	106-93-4	0.500	ND
CHLOROBENZENE	108-90-7	0.500	ND
1,1,1,2-TETRACHLOROETHANE	630-20-6	0.500	ND
ETHYLBENZENE	100-41-4	0.500	ND
XYLENE (M+P)	1330-20-7	0.500	ND
XYLENE (O)	1330-20-7	0.500	ND
STYRENE	100-42-5	0.500	ND
BROMOFORM	75-25-2	0.500	ND
ISOPROPYLBENZENE	98-82-8	0.500	ND
1,1,2,2-TETRACHLOROETHANE	79-34-5	0.500	ND
BROMOBENZENE	108-86-1	0.500	ND
1,2,3-TRICHLOROPROPANE	96-18-4	0.500	ND
N-PROPYLBENZENE	103-65-1	0.500	ND
2-CHLOROTOLUENE	95-49-8	0.500	ND

K PRIME, INC.

LABORATORY METHOD BLANK REPORT

METHOD BLANK ID: B051215W1

BATCH #: 051215W1

DATE ANALYZED: 05/12/2015

METHOD: VOLATILE ORGANIC COMPOUNDS

SAMPLE TYPE: WATER

REFERENCE: EPA 5030/8260

UNITS: ug/L

COMPOUND NAME	CAS NO.	REPORTING LIMIT	SAMPLE CONC
1,3,5-TRIMETHYLBENZENE	108-67-8	0.500	ND
4-CHLOROTOLUENE	106-43-4	0.500	ND
TERT-BUTYLBENZENE	98-06-6	0.500	ND
1,2,4-TRIMETHYLBENZENE	95-63-6	0.500	ND
SEC-BUTYLBENZENE	135-98-8	0.500	ND
1,3-DICHLOROBENZENE	541-73-1	0.500	ND
4-ISOPROPYLTOLUENE	99-87-6	0.500	ND
1,4-DICHLOROBENZENE	106-46-7	0.500	ND
N-BUTYLBENZENE	104-51-8	0.500	ND
1,2-DICHLOROBENZENE	95-50-1	0.500	ND
1,2-DIBROMO-3-CHLOROPROPANE	96-12-8	0.500	ND
1,2,4-TRICHLOROBENZENE	120-82-1	1.00	ND
HEXACHLOROBUTADIENE	87-68-3	1.00	ND
NAPHTHALENE	91-20-3	1.00	ND
1,2,3-TRICHLOROBENZENE	87-61-6	1.00	ND

SURROGATE RECOVERY	%
DIBROMOFLUOROMETHANE	117
TOLUENE-D8	101
4-BROMOFLUOROBENZENE	85

NOTES:

ND - NOT DETECTED AT OR ABOVE THE STATED REPORTING LIMIT

NA -NOT APPLICABLE OR AVAILABLE

K PRIME, INC.
LABORATORY QC REPORT

METHOD: VOLATILE ORGANIC COMPOUNDS
REFERENCE: EPA 5030/8260

SAMPLE ID: B051215W1
SPIKE ID: L051215W1
DUPLICATE ID: D051215W1
BATCH #: 051215W1
SAMPLE TYPE: WATER
UNITS: µg/L

ACCURACY (MATRIX SPIKE)

PARAMETER	SPIKE ADDED	SAMPLE RESULT	SPIKE RESULT	RECOVERY (%)	LIMITS (%)
1,1 DICHLOROETHENE	10.0	ND	11.5	115	60-140
BENZENE	10.0	ND	11.9	119	60-140
TRICHLOROETHENE	10.0	ND	11.7	117	60-140
TOLUENE	10.0	ND	10.2	102	60-140
CHLOROBENZENE	10.0	ND	9.90	99	60-140

PRECISION (SPIKE DUPLICATE)

COMPOUND NAME	REPORTING LIMIT	SPIKE RESULT	DUPLICATE RESULT	RPD (%)	LIMITS (%)
1,1 DICHLOROETHENE	0.500	11.5	11.9	3.4	±20
BENZENE	0.500	11.9	12.4	3.9	±20
TRICHLOROETHENE	0.500	11.7	12.2	4.1	±20
TOLUENE	0.500	10.2	10.4	1.6	±20
CHLOROBENZENE	0.500	9.90	10.2	2.6	±20

NOTES:

ND - NOT DETECTED AT OR ABOVE THE STATED REPORTING LIMIT
NA - NOT AVAILABLE OR APPLICABLE

9115

CHAIN OF CUSTODY RECORD

Erler & Kalinowski, Inc.

CONSULTING ENGINEERS AND SCIENTISTS

1870 Ogden Drive, Burlingame CA 94010

PHONE: 650-292-9100 FAX: 650-552-9012

Project Name		Project No.		ANALYSES REQUESTED		EKI COC No.:	Revision:	Date:	By:	Remarks
Site B - Offsite		A40028.01 T5		EPA 8260B			(A, B, C, D, etc.)			Grab Groundwater
Location:		Sampled By:		Field Filtered with 0.45-micron filter		PLACE ON HOLD				
Emerystville, CA		J. Daugherty, W. Hassett, B. Castle, J. Shaw								
Reporting:		Laboratory:								
Electronic Format: EDF		K Prime, Inc.								
Hard Copy Format: PDF		3621 Westwind Blvd								
EPA Data Report Level: II		Santa Rosa, CA 95403								
Please report results to the following:		(707) 527-7574								
(1) EKI: labs@ekiconsult.com										
(2) Joy Su: jsu@ekiconsult.com										
(3) Jessica Daugherty: jdaugherty@ekiconsult.com										
(4) Will Hassett: whassett@ekiconsult.com										
Field Sample Identification	Lab Sample No.	Date	Time	Matrix	Number / Type of Container (Preservative)	Method No.	Analyte Group			
H-I-58-62	132676	5/8/15	9:30	water	3 - VOAs (HCl)	X	VOCs	STD		
G-1-21-26	132677	5/8/15	9:45	water	3 - VOAs (HCl)	X	VOCs			
G-1-40-42	132678	5/8/15	13:40	water	3 - VOAs (HCl)	X	VOCs			
OSN8-18-23	132679	5/8/15	14:30	water	3 - VOAs (HCl)	X	VOCs			
Special Instructions: Temperature blank included										
Relinquished by:		Date		Time		Received by:		Signature/Affiliation		
Will Hassett		5/8/15		16:25		G. J. (VT)		5/8/15 (2)		
Relinquished by:		Date		Time		Received by:		Signature/Affiliation		
G. J. (VT)		5/8/15		18:31		Raw-cook		KPI		
Relinquished by:		Date		Time		Received by:		Signature/Affiliation		
G. J. (VT)										

K PRIME, Inc.

CONSULTING ANALYTICAL CHEMISTS

3621 Westwind Blvd.
Santa Rosa CA 95403
Phone: 707 527 7574
FAX: 707 527 7879

TRANSMITTAL

DATE: 5/27/2015

TO: MS. JOY SU
MS. JESSICA DAUGHERTY
MR. WILL HASSETT
ERLER & KALINOWSKI, INC.
1870 OGDEN DRIVE
BURLINGAME, CA 94010

ACCT: 9115
PROJ: A40028.01 T5

Phone: 650-292-9100
Email: labs@ekiconsult.com
jsu@ekiconsult.com
jdaugherty@ekiconsult.com
whassett@ekiconsult.com

FROM: Richard A. Kagel, Ph.D.
Laboratory Director

RAK mch 5/27/2015

SUBJECT: LABORATORY RESULTS FOR YOUR PROJECT A40028.01 T5

Enclosed please find K Prime's laboratory reports for the following samples:

SAMPLE ID	TYPE	DATE	TIME	KPI LAB #
P5-38-42	WATER	5/13/2015	10:35	132766
P5-18-23	WATER	5/13/2015	11:20	132767
P5-18-23-DUP	WATER	5/13/2015	11:20	132768
P5-9-14	WATER	5/13/2015	15:10	132769
P2-28-32	WATER	5/13/2015	09:15	132770
P2-28-32-DUP	WATER	5/13/2015	09:15	132771

The above listed sample group was received on 5/13/2015 and tested as requested on the chain of custody document.

Please call me if you have any questions or need further information.
Thank you for this opportunity to be of service.

K PRIME, INC.
LABORATORY REPORT

K PRIME PROJECT: 9115
CLIENT PROJECT: A40028.01 T5

METHOD: GRO-GASOLINE RANGE ORGANICS
REFERENCE: EPA 8015B

SAMPLE TYPE: WATER
UNITS: mg/L

SAMPLE ID	LAB NO.	DATE SAMPLED	TIME SAMPLED	BATCH ID	DATE ANALYZED	MRL	SAMPLE CONC	GRO PATTERN
P5-9-14	132769	05/13/2015	15:10	051215W1	05/14/2015	0.050	ND	

NOTES:

ND - NOT DETECTED AT OR ABOVE THE STATED METHOD REPORTING LIMIT

NA - NOT APPLICABLE OR AVAILABLE

MRL - METHOD REPORTING LIMIT

AE - UNKNOWN HYDROCARBON WITH A SINGLE PEAK

AN - UNKNOWN HYDROCARBON WITH SEVERAL PEAKS

AS - HEAVIER HYDROCARBON THAN GASOLINE CONTRIBUTING TO GRO VALUE

CO - HYDROCARBON RESPONSE IN GASOLINE RANGE BUT DOES NOT RESEMBLE GASOLINE

APPROVED BY: AW
DATE: 05/27/2015

K PRIME, INC.
LABORATORY REPORT

K PRIME PROJECT: 9115
CLIENT PROJECT: A40028.01 T5

SAMPLE ID: P5-38-42
LAB NO: 132766
DATE SAMPLED: 05/13/2015
TIME SAMPLED: 10:35
BATCH #: 051315W1
DATE ANALYZED: 05/15/2015

METHOD: VOLATILE ORGANIC COMPOUNDS
REFERENCE: EPA 5030/8260

SAMPLE TYPE: WATER
UNITS: ug/L

COMPOUND NAME	CAS NO.	REPORTING LIMIT	SAMPLE CONC
DICHLORODIFLUOROMETHANE	75-71-8	0.500	ND
CHLOROMETHANE	74-87-3	0.500	ND
VINYL CHLORIDE	75-01-4	0.500	ND
BROMOMETHANE	74-83-9	0.500	ND
CHLOROETHANE	75-00-3	0.500	ND
TRICHLOROFLUOROMETHANE	75-69-4	0.500	ND
1,1-DICHLOROETHENE	75-35-4	0.500	ND
TRICHLOROTRIFLUOROETHANE	76-13-1	0.500	ND
METHYLENE CHLORIDE	75-09-2	2.50	ND
TRANS-1,2-DICHLOROETHENE	156-60-5	0.500	ND
1,1-DICHLOROETHANE	75-34-3	0.500	ND
CIS-1,2-DICHLOROETHENE	156-59-2	0.500	ND
2,2-DICHLOROPROPANE	594-20-7	0.500	ND
BROMOCHLOROMETHANE	74-97-5	0.500	ND
CHLOROFORM	67-66-3	0.500	ND
1,1,1-TRICHLOROETHANE	71-55-6	0.500	ND
CARBON TETRACHLORIDE	56-23-5	0.500	ND
1,1-DICHLOROPROPENE	563-58-6	0.500	ND
BENZENE	71-43-2	0.500	ND
1,2-DICHLOROETHANE	107-06-2	0.500	ND
TRICHLOROETHENE	79-01-6	0.500	ND
1,2-DICHLOROPROPANE	78-87-5	0.500	ND
DIBROMOMETHANE	74-95-3	0.500	ND
BROMODICHLOROMETHANE	75-27-4	0.500	ND
TRANS-1,3-DICHLOROPROPENE	10061-02-6	0.500	ND
TOLUENE	108-88-3	0.500	ND
CIS-1,3-DICHLOROPROPENE	10061-01-5	0.500	ND
1,1,2-TRICHLOROETHANE	79-00-5	0.500	ND
TETRACHLOROETHENE	127-18-4	0.500	ND
1,3-DICHLOROPROPANE	142-28-9	0.500	ND
DIBROMOCHLOROMETHANE	124-48-1	0.500	ND
1,2-DIBROMOETHANE	106-93-4	0.500	ND
CHLOROBENZENE	108-90-7	0.500	ND
1,1,1,2-TETRACHLOROETHANE	630-20-6	0.500	ND
ETHYLBENZENE	100-41-4	0.500	ND
XYLENE (M+P)	1330-20-7	0.500	ND
XYLENE (O)	1330-20-7	0.500	ND
STYRENE	100-42-5	0.500	ND
BROMOFORM	75-25-2	0.500	ND
ISOPROPYLBENZENE	98-82-8	0.500	ND
1,1,2,2-TETRACHLOROETHANE	79-34-5	0.500	ND
BROMOBENZENE	108-86-1	0.500	ND
1,2,3-TRICHLOROPROPANE	96-18-4	0.500	ND
N-PROPYLBENZENE	103-65-1	0.500	ND
2-CHLOROTOLUENE	95-49-8	0.500	ND

K PRIME, INC.
LABORATORY REPORT

K PRIME PROJECT: 9115
CLIENT PROJECT: A40028.01 T5

SAMPLE ID: P5-38-42
LAB NO: 132766
DATE SAMPLED: 05/13/2015
TIME SAMPLED: 10:35
BATCH #: 051315W1
DATE ANALYZED: 05/15/2015

METHOD: VOLATILE ORGANIC COMPOUNDS
REFERENCE: EPA 5030/8260

SAMPLE TYPE: WATER
UNITS: ug/L

COMPOUND NAME	CAS NO.	REPORTING LIMIT	SAMPLE CONC
1,3,5-TRIMETHYLBENZENE	108-67-8	0.500	ND
4-CHLOROTOLUENE	106-43-4	0.500	ND
TERT-BUTYLBENZENE	98-06-6	0.500	ND
1,2,4-TRIMETHYLBENZENE	95-63-6	0.500	ND
SEC-BUTYLBENZENE	135-98-8	0.500	ND
1,3-DICHLOROBENZENE	541-73-1	0.500	ND
4-ISOPROPYLTOLUENE	99-87-6	0.500	ND
1,4-DICHLOROBENZENE	106-46-7	0.500	ND
N-BUTYLBENZENE	104-51-8	0.500	ND
1,2-DICHLOROBENZENE	95-50-1	0.500	ND
1,2-DIBROMO-3-CHLOROPROPANE	96-12-8	0.500	ND
1,2,4-TRICHLOROBENZENE	120-82-1	1.00	ND
HEXACHLOROBUTADIENE	87-68-3	1.00	ND
NAPHTHALENE	91-20-3	1.00	ND
1,2,3-TRICHLOROBENZENE	87-61-6	1.00	ND

SURROGATE RECOVERY	%
DIBROMOFLUOROMETHANE	126
TOLUENE-D8	86
4-BROMOFLUOROBENZENE	99

NOTES:

ND - NOT DETECTED AT OR ABOVE THE STATED REPORTING LIMIT
NA - NOT APPLICABLE OR AVAILABLE

APPROVED BY:
DATE: 05/27/2015

K PRIME, INC.
LABORATORY REPORT

K PRIME PROJECT: 9115
CLIENT PROJECT: A40028.01 T5

SAMPLE ID: P5-18-23
LAB NO: 132767
DATE SAMPLED: 05/13/2015
TIME SAMPLED: 11:20
BATCH #: 051315W1
DATE ANALYZED: 05/15/2015

METHOD: VOLATILE ORGANIC COMPOUNDS
REFERENCE: EPA 5030/8260

SAMPLE TYPE: WATER
UNITS: ug/L

COMPOUND NAME	CAS NO.	REPORTING LIMIT	SAMPLE CONC
DICHLORODIFLUOROMETHANE	75-71-8	0.500	ND
CHLOROMETHANE	74-87-3	0.500	ND
VINYL CHLORIDE	75-01-4	0.500	ND
BROMOMETHANE	74-83-9	0.500	ND
CHLOROETHANE	75-00-3	0.500	ND
TRICHLOROFLUOROMETHANE	75-69-4	0.500	ND
1,1-DICHLOROETHENE	75-35-4	0.500	ND
TRICHLOROTRIFLUOROETHANE	76-13-1	0.500	ND
METHYLENE CHLORIDE	75-09-2	2.50	ND
TRANS-1,2-DICHLOROETHENE	156-60-5	0.500	ND
1,1-DICHLOROETHANE	75-34-3	0.500	ND
CIS-1,2-DICHLOROETHENE	156-59-2	0.500	ND
2,2-DICHLOROPROPANE	594-20-7	0.500	ND
BROMOCHLOROMETHANE	74-97-5	0.500	ND
CHLOROFORM	67-66-3	0.500	ND
1,1,1-TRICHLOROETHANE	71-55-6	0.500	ND
CARBON TETRACHLORIDE	56-23-5	0.500	ND
1,1-DICHLOROPROPENE	563-58-6	0.500	ND
BENZENE	71-43-2	0.500	ND
1,2-DICHLOROETHANE	107-06-2	0.500	ND
TRICHLOROETHENE	79-01-6	0.500	ND
1,2-DICHLOROPROPANE	78-87-5	0.500	ND
DIBROMOMETHANE	74-95-3	0.500	ND
BROMODICHLOROMETHANE	75-27-4	0.500	ND
TRANS-1,3-DICHLOROPROPENE	10061-02-6	0.500	ND
TOLUENE	108-88-3	0.500	ND
CIS-1,3-DICHLOROPROPENE	10061-01-5	0.500	ND
1,1,2-TRICHLOROETHANE	79-00-5	0.500	ND
TETRACHLOROETHENE	127-18-4	0.500	ND
1,3-DICHLOROPROPANE	142-28-9	0.500	ND
DIBROMOCHLOROMETHANE	124-48-1	0.500	ND
1,2-DIBROMOETHANE	106-93-4	0.500	ND
CHLOROBENZENE	108-90-7	0.500	ND
1,1,1,2-TETRACHLOROETHANE	630-20-6	0.500	ND
ETHYLBENZENE	100-41-4	0.500	ND
XYLENE (M+P)	1330-20-7	0.500	ND
XYLENE (O)	1330-20-7	0.500	ND
STYRENE	100-42-5	0.500	ND
BROMOFORM	75-25-2	0.500	ND
ISOPROPYLBENZENE	98-82-8	0.500	ND
1,1,2,2-TETRACHLOROETHANE	79-34-5	0.500	ND
BROMOBENZENE	108-86-1	0.500	ND
1,2,3-TRICHLOROPROPANE	96-18-4	0.500	ND
N-PROPYLBENZENE	103-65-1	0.500	ND
2-CHLOROTOLUENE	95-49-8	0.500	ND

K PRIME, INC.
LABORATORY REPORT

K PRIME PROJECT: 9115
CLIENT PROJECT: A40028.01 T5

SAMPLE ID: P5-18-23
LAB NO: 132767
DATE SAMPLED: 05/13/2015
TIME SAMPLED: 11:20
BATCH #: 051315W1
DATE ANALYZED: 05/15/2015

METHOD: VOLATILE ORGANIC COMPOUNDS
REFERENCE: EPA 5030/8260

SAMPLE TYPE: WATER
UNITS: ug/L

COMPOUND NAME	CAS NO.	REPORTING LIMIT	SAMPLE CONC
1,3,5-TRIMETHYLBENZENE	108-67-8	0.500	ND
4-CHLOROTOLUENE	106-43-4	0.500	ND
TERT-BUTYLBENZENE	98-06-6	0.500	ND
1,2,4-TRIMETHYLBENZENE	95-63-6	0.500	ND
SEC-BUTYLBENZENE	135-98-8	0.500	ND
1,3-DICHLOROBENZENE	541-73-1	0.500	ND
4-ISOPROPYLTOLUENE	99-87-6	0.500	ND
1,4-DICHLOROBENZENE	106-46-7	0.500	ND
N-BUTYLBENZENE	104-51-8	0.500	ND
1,2-DICHLOROBENZENE	95-50-1	0.500	ND
1,2-DIBROMO-3-CHLOROPROPANE	96-12-8	0.500	ND
1,2,4-TRICHLOROBENZENE	120-82-1	1.00	ND
HEXACHLOROBUTADIENE	87-68-3	1.00	ND
NAPHTHALENE	91-20-3	1.00	ND
1,2,3-TRICHLOROBENZENE	87-61-6	1.00	ND

SURROGATE RECOVERY	%
DIBROMOFLUOROMETHANE	102
TOLUENE-D8	99
4-BROMOFLUOROBENZENE	94

NOTES:

ND - NOT DETECTED AT OR ABOVE THE STATED REPORTING LIMIT
NA - NOT APPLICABLE OR AVAILABLE

APPROVED BY: AW
DATE: 05/27/2015

K PRIME, INC.
LABORATORY REPORT

K PRIME PROJECT: 9115
CLIENT PROJECT: A40028.01 T5

SAMPLE ID: P5-18-23-DUP
LAB NO: 132768
DATE SAMPLED: 05/13/2015
TIME SAMPLED: 11:20
BATCH #: 051315W1
DATE ANALYZED: 05/15/2015

METHOD: VOLATILE ORGANIC COMPOUNDS
REFERENCE: EPA 5030/8260

SAMPLE TYPE: WATER
UNITS: ug/L

COMPOUND NAME	CAS NO.	REPORTING LIMIT	SAMPLE CONC
DICHLORODIFLUOROMETHANE	75-71-8	0.500	ND
CHLOROMETHANE	74-87-3	0.500	ND
VINYL CHLORIDE	75-01-4	0.500	ND
BROMOMETHANE	74-83-9	0.500	ND
CHLOROETHANE	75-00-3	0.500	ND
TRICHLOROFLUOROMETHANE	75-69-4	0.500	ND
1,1-DICHLOROETHENE	75-35-4	0.500	ND
TRICHLOROTRIFLUOROETHANE	76-13-1	0.500	ND
METHYLENE CHLORIDE	75-09-2	2.50	ND
TRANS-1,2-DICHLOROETHENE	156-60-5	0.500	ND
1,1-DICHLOROETHANE	75-34-3	0.500	ND
CIS-1,2-DICHLOROETHENE	156-59-2	0.500	ND
2,2-DICHLOROPROPANE	594-20-7	0.500	ND
BROMOCHLOROMETHANE	74-97-5	0.500	ND
CHLOROFORM	67-66-3	0.500	ND
1,1,1-TRICHLOROETHANE	71-55-6	0.500	ND
CARBON TETRACHLORIDE	56-23-5	0.500	ND
1,1-DICHLOROPROPENE	563-58-6	0.500	ND
BENZENE	71-43-2	0.500	ND
1,2-DICHLOROETHANE	107-06-2	0.500	ND
TRICHLOROETHENE	79-01-6	0.500	ND
1,2-DICHLOROPROPANE	78-87-5	0.500	ND
DIBROMOMETHANE	74-95-3	0.500	ND
BROMODICHLOROMETHANE	75-27-4	0.500	ND
TRANS-1,3-DICHLOROPROPENE	10061-02-6	0.500	ND
TOLUENE	108-88-3	0.500	ND
CIS-1,3-DICHLOROPROPENE	10061-01-5	0.500	ND
1,1,2-TRICHLOROETHANE	79-00-5	0.500	ND
TETRACHLOROETHENE	127-18-4	0.500	ND
1,3-DICHLOROPROPANE	142-28-9	0.500	ND
DIBROMOCHLOROMETHANE	124-48-1	0.500	ND
1,2-DIBROMOETHANE	106-93-4	0.500	ND
CHLOROBENZENE	108-90-7	0.500	ND
1,1,1,2-TETRACHLOROETHANE	630-20-6	0.500	ND
ETHYLBENZENE	100-41-4	0.500	ND
XYLENE (M+P)	1330-20-7	0.500	ND
XYLENE (O)	1330-20-7	0.500	ND
STYRENE	100-42-5	0.500	ND
BROMOFORM	75-25-2	0.500	ND
ISOPROPYLBENZENE	98-82-8	0.500	ND
1,1,2,2-TETRACHLOROETHANE	79-34-5	0.500	ND
BROMOBENZENE	108-86-1	0.500	ND
1,2,3-TRICHLOROPROPANE	96-18-4	0.500	ND
N-PROPYLBENZENE	103-65-1	0.500	ND
2-CHLOROTOLUENE	95-49-8	0.500	ND

K PRIME, INC.
LABORATORY REPORT

K PRIME PROJECT: 9115
CLIENT PROJECT: A40028.01 T5

SAMPLE ID: P5-18-23-DUP
LAB NO: 132768
DATE SAMPLED: 05/13/2015
TIME SAMPLED: 11:20
BATCH #: 051315W1
DATE ANALYZED: 05/15/2015

METHOD: VOLATILE ORGANIC COMPOUNDS
REFERENCE: EPA 5030/8260

SAMPLE TYPE: WATER
UNITS: ug/L

COMPOUND NAME	CAS NO.	REPORTING LIMIT	SAMPLE CONC
1,3,5-TRIMETHYLBENZENE	108-67-8	0.500	ND
4-CHLOROTOLUENE	106-43-4	0.500	ND
TERT-BUTYLBENZENE	98-06-6	0.500	ND
1,2,4-TRIMETHYLBENZENE	95-63-6	0.500	ND
SEC-BUTYLBENZENE	135-98-8	0.500	ND
1,3-DICHLOROBENZENE	541-73-1	0.500	ND
4-ISOPROPYLTOLUENE	99-87-6	0.500	ND
1,4-DICHLOROBENZENE	106-46-7	0.500	ND
N-BUTYLBENZENE	104-51-8	0.500	ND
1,2-DICHLOROBENZENE	95-50-1	0.500	ND
1,2-DIBROMO-3-CHLOROPROPANE	96-12-8	0.500	ND
1,2,4-TRICHLOROBENZENE	120-82-1	1.00	ND
HEXACHLOROBUTADIENE	87-68-3	1.00	ND
NAPHTHALENE	91-20-3	1.00	ND
1,2,3-TRICHLOROBENZENE	87-61-6	1.00	ND

SURROGATE RECOVERY	%
DIBROMOFLUOROMETHANE	103
TOLUENE-D8	99
4-BROMOFLUOROBENZENE	93

NOTES:

ND - NOT DETECTED AT OR ABOVE THE STATED REPORTING LIMIT
NA -NOT APPLICABLE OR AVAILABLE

APPROVED BY:
DATE: 05/27/2015

K PRIME, INC.
LABORATORY REPORT

SAMPLE ID: P5-9-14
LAB NO: 132769
DATE SAMPLED: 05/13/2015
TIME SAMPLED: 15:10
BATCH #: 051315W1
DATE ANALYZED: 05/15/2015

K PRIME PROJECT: 9115
CLIENT PROJECT: A40028.01 T5

METHOD: VOLATILE ORGANIC COMPOUNDS
REFERENCE: EPA 5030/8260

SAMPLE TYPE: WATER
UNITS: ug/L

COMPOUND NAME	CAS NO.	REPORTING LIMIT	SAMPLE CONC
DICHLORODIFLUOROMETHANE	75-71-8	0.500	ND
CHLOROMETHANE	74-87-3	0.500	ND
VINYL CHLORIDE	75-01-4	0.500	ND
BROMOMETHANE	74-83-9	0.500	ND
CHLOROETHANE	75-00-3	0.500	ND
TRICHLOROFLUOROMETHANE	75-69-4	0.500	ND
1,1-DICHLOROETHENE	75-35-4	0.500	ND
TRICHLOROTRIFLUOROETHANE	76-13-1	0.500	ND
METHYLENE CHLORIDE	75-09-2	2.50	ND
TRANS-1,2-DICHLOROETHENE	156-60-5	0.500	ND
1,1-DICHLOROETHANE	75-34-3	0.500	ND
CIS-1,2-DICHLOROETHENE	156-59-2	0.500	ND
2,2-DICHLOROPROPANE	594-20-7	0.500	ND
BROMOCHLOROMETHANE	74-97-5	0.500	ND
CHLOROFORM	67-66-3	0.500	ND
1,1,1-TRICHLOROETHANE	71-55-6	0.500	ND
CARBON TETRACHLORIDE	56-23-5	0.500	ND
1,1-DICHLOROPROPENE	563-58-6	0.500	ND
BENZENE	71-43-2	0.500	ND
1,2-DICHLOROETHANE	107-06-2	0.500	ND
TRICHLOROETHENE	79-01-6	0.500	1.84
1,2-DICHLOROPROPANE	78-87-5	0.500	ND
DIBROMOMETHANE	74-95-3	0.500	ND
BROMODICHLOROMETHANE	75-27-4	0.500	ND
TRANS-1,3-DICHLOROPROPENE	10061-02-6	0.500	ND
TOLUENE	108-88-3	0.500	ND
CIS-1,3-DICHLOROPROPENE	10061-01-5	0.500	ND
1,1,2-TRICHLOROETHANE	79-00-5	0.500	ND
TETRACHLOROETHENE	127-18-4	0.500	4.93
1,3-DICHLOROPROPANE	142-28-9	0.500	ND
DIBROMOCHLOROMETHANE	124-48-1	0.500	ND
1,2-DIBROMOETHANE	106-93-4	0.500	ND
CHLOROBENZENE	108-90-7	0.500	ND
1,1,1,2-TETRACHLOROETHANE	630-20-6	0.500	ND
ETHYLBENZENE	100-41-4	0.500	ND
XYLENE (M+P)	1330-20-7	0.500	ND
XYLENE (O)	1330-20-7	0.500	ND
STYRENE	100-42-5	0.500	ND
BROMOFORM	75-25-2	0.500	ND
ISOPROPYLBENZENE	98-82-8	0.500	ND
1,1,2,2-TETRACHLOROETHANE	79-34-5	0.500	ND
BROMOBENZENE	108-86-1	0.500	ND
1,2,3-TRICHLOROPROPANE	96-18-4	0.500	ND
N-PROPYLBENZENE	103-65-1	0.500	ND
2-CHLOROTOLUENE	95-49-8	0.500	ND

K PRIME, INC.
LABORATORY REPORT

K PRIME PROJECT: 9115
CLIENT PROJECT: A40028.01 T5

SAMPLE ID: P5-9-14
LAB NO: 132769
DATE SAMPLED: 05/13/2015
TIME SAMPLED: 15:10
BATCH #: 051315W1
DATE ANALYZED: 05/15/2015

METHOD: VOLATILE ORGANIC COMPOUNDS
REFERENCE: EPA 5030/8260

SAMPLE TYPE: WATER
UNITS: ug/L

COMPOUND NAME	CAS NO.	REPORTING LIMIT	SAMPLE CONC
1,3,5-TRIMETHYLBENZENE	108-67-8	0.500	ND
4-CHLOROTOLUENE	106-43-4	0.500	ND
TERT-BUTYLBENZENE	98-06-6	0.500	ND
1,2,4-TRIMETHYLBENZENE	95-63-6	0.500	ND
SEC-BUTYLBENZENE	135-98-8	0.500	ND
1,3-DICHLOROBENZENE	541-73-1	0.500	ND
4-ISOPROPYLTOLUENE	99-87-6	0.500	ND
1,4-DICHLOROBENZENE	106-46-7	0.500	ND
N-BUTYLBENZENE	104-51-8	0.500	ND
1,2-DICHLOROBENZENE	95-50-1	0.500	ND
1,2-DIBROMO-3-CHLOROPROPANE	96-12-8	0.500	ND
1,2,4-TRICHLOROBENZENE	120-82-1	1.00	ND
HEXACHLOROBUTADIENE	87-68-3	1.00	ND
NAPHTHALENE	91-20-3	1.00	ND
1,2,3-TRICHLOROBENZENE	87-61-6	1.00	ND
METHYL TERT-BUTYL ETHER (MTBE)	1634-04-4	0.500	ND

SURROGATE RECOVERY	%
DIBROMOFLUOROMETHANE	102
TOLUENE-D8	99
4-BROMOFLUOROBENZENE	120

NOTES:
ND - NOT DETECTED AT OR ABOVE THE STATED REPORTING LIMIT
NA - NOT APPLICABLE OR AVAILABLE

APPROVED BY: *Ch*
DATE: 05/27/2015

K PRIME, INC.
LABORATORY REPORT

K PRIME PROJECT: 9115
CLIENT PROJECT: A40028.01 T5

SAMPLE ID: P2-28-32
LAB NO: 132770
DATE SAMPLED: 05/13/2015
TIME SAMPLED: 09:15
BATCH #: 051315W1
DATE ANALYZED: 05/15/2015

METHOD: VOLATILE ORGANIC COMPOUNDS
REFERENCE: EPA 5030/8260

SAMPLE TYPE: WATER
UNITS: ug/L

COMPOUND NAME	CAS NO.	REPORTING LIMIT	SAMPLE CONC
DICHLORODIFLUOROMETHANE	75-71-8	0.500	ND
CHLOROMETHANE	74-87-3	0.500	ND
VINYL CHLORIDE	75-01-4	0.500	ND
BROMOMETHANE	74-83-9	0.500	ND
CHLOROETHANE	75-00-3	0.500	ND
TRICHLOROFLUOROMETHANE	75-69-4	0.500	ND
1,1-DICHLOROETHENE	75-35-4	0.500	ND
TRICHLOROTRIFLUOROETHANE	76-13-1	0.500	ND
METHYLENE CHLORIDE	75-09-2	2.50	ND
TRANS-1,2-DICHLOROETHENE	156-60-5	0.500	ND
1,1-DICHLOROETHANE	75-34-3	0.500	ND
CIS-1,2-DICHLOROETHENE	156-59-2	0.500	ND
2,2-DICHLOROPROPANE	594-20-7	0.500	ND
BROMOCHLOROMETHANE	74-97-5	0.500	ND
CHLOROFORM	67-66-3	0.500	ND
1,1,1-TRICHLOROETHANE	71-55-6	0.500	ND
CARBON TETRACHLORIDE	56-23-5	0.500	ND
1,1-DICHLOROPROPENE	563-58-6	0.500	ND
BENZENE	71-43-2	0.500	ND
1,2-DICHLOROETHANE	107-06-2	0.500	ND
TRICHLOROETHENE	79-01-6	0.500	ND
1,2-DICHLOROPROPANE	78-87-5	0.500	ND
DIBROMOMETHANE	74-95-3	0.500	ND
BROMODICHLOROMETHANE	75-27-4	0.500	ND
TRANS-1,3-DICHLOROPROPENE	10061-02-6	0.500	ND
TOLUENE	108-88-3	0.500	ND
CIS-1,3-DICHLOROPROPENE	10061-01-5	0.500	ND
1,1,2-TRICHLOROETHANE	79-00-5	0.500	ND
TETRACHLOROETHENE	127-18-4	0.500	ND
1,3-DICHLOROPROPANE	142-28-9	0.500	ND
DIBROMOCHLOROMETHANE	124-48-1	0.500	ND
1,2-DIBROMOETHANE	106-93-4	0.500	ND
CHLOROBENZENE	108-90-7	0.500	ND
1,1,1,2-TETRACHLOROETHANE	630-20-6	0.500	ND
ETHYLBENZENE	100-41-4	0.500	ND
XYLENE (M+P)	1330-20-7	0.500	ND
XYLENE (O)	1330-20-7	0.500	ND
STYRENE	100-42-5	0.500	ND
BROMOFORM	75-25-2	0.500	ND
ISOPROPYLBENZENE	98-82-8	0.500	ND
1,1,2,2-TETRACHLOROETHANE	79-34-5	0.500	ND
BROMOBENZENE	108-86-1	0.500	ND
1,2,3-TRICHLOROPROPANE	96-18-4	0.500	ND
N-PROPYLBENZENE	103-65-1	0.500	ND
2-CHLOROTOLUENE	95-49-8	0.500	ND

K PRIME, INC.
LABORATORY REPORT

K PRIME PROJECT: 9115
CLIENT PROJECT: A40028.01 T5

SAMPLE ID: P2-28-32
LAB NO: 132770
DATE SAMPLED: 05/13/2015
TIME SAMPLED: 09:15
BATCH #: 051315W1
DATE ANALYZED: 05/15/2015

METHOD: VOLATILE ORGANIC COMPOUNDS
REFERENCE: EPA 5030/8260

SAMPLE TYPE: WATER
UNITS: ug/L

COMPOUND NAME	CAS NO.	REPORTING LIMIT	SAMPLE CONC
1,3,5-TRIMETHYLBENZENE	108-67-8	0.500	ND
4-CHLOROTOLUENE	106-43-4	0.500	ND
TERT-BUTYLBENZENE	98-06-6	0.500	ND
1,2,4-TRIMETHYLBENZENE	95-63-6	0.500	ND
SEC-BUTYLBENZENE	135-98-8	0.500	ND
1,3-DICHLOROBENZENE	541-73-1	0.500	ND
4-ISOPROPYLTOLUENE	99-87-6	0.500	ND
1,4-DICHLOROBENZENE	106-46-7	0.500	ND
N-BUTYLBENZENE	104-51-8	0.500	ND
1,2-DICHLOROBENZENE	95-50-1	0.500	ND
1,2-DIBROMO-3-CHLOROPROPANE	96-12-8	0.500	ND
1,2,4-TRICHLOROBENZENE	120-82-1	1.00	ND
HEXACHLOROBUTADIENE	87-68-3	1.00	ND
NAPHTHALENE	91-20-3	1.00	ND
1,2,3-TRICHLOROBENZENE	87-61-6	1.00	ND

SURROGATE RECOVERY	%
DIBROMOFLUOROMETHANE	113
TOLUENE-D8	110
4-BROMOFLUOROBENZENE	91

NOTES:

ND - NOT DETECTED AT OR ABOVE THE STATED REPORTING LIMIT
NA - NOT APPLICABLE OR AVAILABLE

APPROVED BY: AW
DATE: 05/27/2015

K PRIME, INC.
LABORATORY REPORT

K PRIME PROJECT: 9115
 CLIENT PROJECT: A40028.01 T5

SAMPLE ID: P2-28-32-DUP
 LAB NO: 132771
 DATE SAMPLED: 05/13/2015
 TIME SAMPLED: 09:15
 BATCH #: 051315W1
 DATE ANALYZED: 05/15/2015

METHOD: VOLATILE ORGANIC COMPOUNDS
 REFERENCE: EPA 5030/8260

SAMPLE TYPE: WATER
 UNITS: ug/L

COMPOUND NAME	CAS NO.	REPORTING LIMIT	SAMPLE CONC
DICHLORODIFLUOROMETHANE	75-71-8	0.500	ND
CHLOROMETHANE	74-87-3	0.500	ND
VINYL CHLORIDE	75-01-4	0.500	ND
BROMOMETHANE	74-83-9	0.500	ND
CHLOROETHANE	75-00-3	0.500	ND
TRICHLOROFLUOROMETHANE	75-69-4	0.500	ND
1,1-DICHLOROETHENE	75-35-4	0.500	ND
TRICHLOROTRIFLUOROETHANE	76-13-1	0.500	ND
METHYLENE CHLORIDE	75-09-2	2.50	ND
TRANS-1,2-DICHLOROETHENE	156-60-5	0.500	ND
1,1-DICHLOROETHANE	75-34-3	0.500	ND
CIS-1,2-DICHLOROETHENE	156-59-2	0.500	ND
2,2-DICHLOROPROPANE	594-20-7	0.500	ND
BROMOCHLOROMETHANE	74-97-5	0.500	ND
CHLOROFORM	67-66-3	0.500	ND
1,1,1-TRICHLOROETHANE	71-55-6	0.500	ND
CARBON TETRACHLORIDE	56-23-5	0.500	ND
1,1-DICHLOROPROPENE	563-58-6	0.500	ND
BENZENE	71-43-2	0.500	ND
1,2-DICHLOROETHANE	107-06-2	0.500	ND
TRICHLOROETHENE	79-01-6	0.500	ND
1,2-DICHLOROPROPANE	78-87-5	0.500	ND
DIBROMOMETHANE	74-95-3	0.500	ND
BROMODICHLOROMETHANE	75-27-4	0.500	ND
TRANS-1,3-DICHLOROPROPENE	10061-02-6	0.500	ND
TOLUENE	108-88-3	0.500	ND
CIS-1,3-DICHLOROPROPENE	10061-01-5	0.500	ND
1,1,2-TRICHLOROETHANE	79-00-5	0.500	ND
TETRACHLOROETHENE	127-18-4	0.500	ND
1,3-DICHLOROPROPANE	142-28-9	0.500	ND
DIBROMOCHLOROMETHANE	124-48-1	0.500	ND
1,2-DIBROMOETHANE	106-93-4	0.500	ND
CHLOROBENZENE	108-90-7	0.500	ND
1,1,1,2-TETRACHLOROETHANE	630-20-6	0.500	ND
ETHYLBENZENE	100-41-4	0.500	ND
XYLENE (M+P)	1330-20-7	0.500	ND
XYLENE (O)	1330-20-7	0.500	ND
STYRENE	100-42-5	0.500	ND
BROMOFORM	75-25-2	0.500	ND
ISOPROPYLBENZENE	98-82-8	0.500	ND
1,1,2,2-TETRACHLOROETHANE	79-34-5	0.500	ND
BROMOBENZENE	108-86-1	0.500	ND
1,2,3-TRICHLOROPROPANE	96-18-4	0.500	ND
N-PROPYLBENZENE	103-65-1	0.500	ND
2-CHLOROTOLUENE	95-49-8	0.500	ND
1,3,5-TRIMETHYLBENZENE	108-67-8	0.500	ND

K PRIME, INC.
LABORATORY REPORT

K PRIME PROJECT: 9115
CLIENT PROJECT: A40028.01 T5

SAMPLE ID: P2-28-32-DUP
LAB NO: 132771
DATE SAMPLED: 05/13/2015
TIME SAMPLED: 09:15
BATCH #: 051315W1
DATE ANALYZED: 05/15/2015

METHOD: VOLATILE ORGANIC COMPOUNDS
REFERENCE: EPA 5030/8260

SAMPLE TYPE: WATER
UNITS: ug/L

COMPOUND NAME	CAS NO.	REPORTING LIMIT	SAMPLE CONC
4-CHLOROTOLUENE	106-43-4	0.500	ND
TERT-BUTYLBENZENE	98-06-6	0.500	ND
1,2,4-TRIMETHYLBENZENE	95-63-6	0.500	ND
SEC-BUTYLBENZENE	135-98-8	0.500	ND
1,3-DICHLOROBENZENE	541-73-1	0.500	ND
4-ISOPROPYLTOLUENE	99-87-6	0.500	ND
1,4-DICHLOROBENZENE	106-46-7	0.500	ND
N-BUTYLBENZENE	104-51-8	0.500	ND
1,2-DICHLOROBENZENE	95-50-1	0.500	ND
1,2-DIBROMO-3-CHLOROPROPANE	96-12-8	0.500	ND
1,2,4-TRICHLOROBENZENE	120-82-1	1.00	ND
HEXACHLOROBUTADIENE	87-68-3	1.00	ND
NAPHTHALENE	91-20-3	1.00	ND
1,2,3-TRICHLOROBENZENE	87-61-6	1.00	ND

SURROGATE RECOVERY	%
DIBROMOFLUOROMETHANE	135
TOLUENE-D8	110
4-BROMOFLUOROBENZENE	87

NOTES:

ND - NOT DETECTED AT OR ABOVE THE STATED REPORTING LIMIT

NA -NOT APPLICABLE OR AVAILABLE

APPROVED BY: CW
DATE: 05/27/2015

K PRIME, INC.
LABORATORY REPORT

K PRIME PROJECT: 9115
CLIENT PROJECT: A40028.01 T5

METHOD: DRO
REFERENCE: EPA 8015B

SAMPLE TYPE: WATER
UNITS: mg/L

SAMPLE ID	LAB NO.	DATE	BATCH	EXTRACT	DATE	MRL	SAMPLE	DRO
		SAMPLED	ID	DATE	ANALYZED			
P5-9-14	132769	05/13/2015	050415W1	05/14/2015	05/15/2015	0.238	ND	

NOTES:

DRO Diesel Range Organics (C12-C34) with Silica Gel Cleanup
ND Not Detected at or above the stated MRL
NA Not Applicable or Available
MRL Method Reporting Limit
AD Typical pattern for diesel
AM Hydrocarbon response is in the C12-C22 range
AC Heavier hydrocarbons contributing to diesel range quantitation
AJ Heavier hydrocarbon than diesel
AK Lighter hydrocarbon than diesel
AE Unknown hydrocarbon with a single peak
AN Unknown hydrocarbon with several peaks

APPROVED BY: Ch
DATE: 05/27/2015

K PRIME, INC.
LABORATORY REPORT

METHOD: HEXAVALENT CHROMIUM
REFERENCE: EPA 7199

K PRIME PROJECT: 9115
CLIENT PROJECT: A40028.01 T5

SAMPLE TYPE: WATER
UNITS: ug/L

SAMPLE ID	LAB ID #	DATE SAMPLED	BATCH ID	DATE ANALYZED	MRL	SAMPLE CONC
P5-18-23	132767	05/13/2015	051315W1	05/13/2015	0.200	ND
P5-18-23-DUP	132768	05/13/2015	051315W1	05/13/2015	0.200	ND

NOTES:

ND - NOT DETECTED AT OR ABOVE THE STATED REPORTING LIMIT
NA - NOT AVAILABLE OR APPLICABLE
MRL - METHOD REPORTING LIMIT

APPROVED BY: *ck*

DATE: 05/27/2015

K PRIME, INC.
LABORATORY QUALITY CONTROL REPORT

METHOD BLANK ID: B051215W1
 SAMPLE TYPE: WATER

METHOD: GRO-GASOLINE RANGE ORGANICS
 REFERENCE: EPA 8015B

BATCH #: 051215W1
 DATE EXTRACTED: 05/12/2015
 DATE ANALYZED: 05/12/2015

UNITS: mg/L

COMPOUND NAME	REPORTING LIMIT	SAMPLE CONC
TPH-G	0.050	ND

SAMPLE ID: L051215W1
 DUPLICATE ID: D051215W1
 BATCH #: 051215W1
 SAMPLE TYPE: WATER
 UNITS: mg/L

DATE EXTRACTED: 05/12/2015
 DATE ANALYZED: 05/12/2015

ACCURACY (MATRIX SPIKE)

PARAMETER	SPIKE ADDED	SAMPLE RESULT	SPIKE RESULT	RECOVERY (%)	LIMITS (%)
TPH-G	0.500	ND	0.496	99	60-140

PRECISION (SPIKE DUPLICATE)

COMPOUND NAME	REPORTING LIMIT	SPIKE RESULT	DUPLICATE RESULT	RPD (%)	LIMITS (%)
TPH-G	0.050	0.496	0.512	3.2	±20

NOTES:

ND - NOT DETECTED AT OR ABOVE THE STATED REPORTING LIMIT
 NA - NOT APPLICABLE

K PRIME, INC.

LABORATORY METHOD BLANK REPORT

METHOD BLANK ID: B051315W1

BATCH #: 051315W1

DATE ANALYZED: 05/13/2015

METHOD: VOLATILE ORGANIC COMPOUNDS

SAMPLE TYPE: WATER

REFERENCE: EPA 5030/8260

UNITS: ug/L

COMPOUND NAME	CAS NO.	REPORTING LIMIT	SAMPLE CONC
DICHLORODIFLUOROMETHANE	75-71-8	0.500	ND
CHLOROMETHANE	74-87-3	0.500	ND
VINYL CHLORIDE	75-01-4	0.500	ND
BROMOMETHANE	74-83-9	0.500	ND
CHLOROETHANE	75-00-3	0.500	ND
TRICHLOROFLUOROMETHANE	75-69-4	0.500	ND
1,1-DICHLOROETHENE	75-35-4	0.500	ND
TRICHLOROTRIFLUOROETHANE	76-13-1	0.500	ND
METHYLENE CHLORIDE	75-09-2	2.50	ND
TRANS-1,2-DICHLOROETHENE	156-60-5	0.500	ND
1,1-DICHLOROETHANE	75-34-3	0.500	ND
CIS-1,2-DICHLOROETHENE	156-59-2	0.500	ND
2,2-DICHLOROPROPANE	594-20-7	0.500	ND
BROMOCHLOROMETHANE	74-97-5	0.500	ND
CHLOROFORM	67-66-3	0.500	ND
1,1,1-TRICHLOROETHANE	71-55-6	0.500	ND
CARBON TETRACHLORIDE	56-23-5	0.500	ND
1,1-DICHLOROPROPENE	563-58-6	0.500	ND
BENZENE	71-43-2	0.500	ND
1,2-DICHLOROETHANE	107-06-2	0.500	ND
TRICHLOROETHENE	79-01-6	0.500	ND
1,2-DICHLOROPROPANE	78-87-5	0.500	ND
DIBROMOMETHANE	74-95-3	0.500	ND
BROMODICHLOROMETHANE	75-27-4	0.500	ND
TRANS-1,3-DICHLOROPROPENE	10061-02-6	0.500	ND
TOLUENE	108-88-3	0.500	ND
CIS-1,3-DICHLOROPROPENE	10061-01-5	0.500	ND
1,1,2-TRICHLOROETHANE	79-00-5	0.500	ND
TETRACHLOROETHENE	127-18-4	0.500	ND
1,3-DICHLOROPROPANE	142-28-9	0.500	ND
DIBROMOCHLOROMETHANE	124-48-1	0.500	ND
1,2-DIBROMOETHANE	106-93-4	0.500	ND
CHLOROBENZENE	108-90-7	0.500	ND
1,1,1,2-TETRACHLOROETHANE	630-20-6	0.500	ND
ETHYLBENZENE	100-41-4	0.500	ND
XYLENE (M+P)	1330-20-7	0.500	ND
XYLENE (O)	1330-20-7	0.500	ND
STYRENE	100-42-5	0.500	ND
BROMOFORM	75-25-2	0.500	ND
ISOPROPYLBENZENE	98-82-8	0.500	ND
1,1,2,2-TETRACHLOROETHANE	79-34-5	0.500	ND
BROMOBENZENE	108-86-1	0.500	ND
1,2,3-TRICHLOROPROPANE	96-18-4	0.500	ND
N-PROPYLBENZENE	103-65-1	0.500	ND
2-CHLOROTOLUENE	95-49-8	0.500	ND

K PRIME, INC.

LABORATORY METHOD BLANK REPORT

METHOD BLANK ID: B051315W1

BATCH #: 051315W1

DATE ANALYZED: 05/13/2015

METHOD: VOLATILE ORGANIC COMPOUNDS

SAMPLE TYPE: WATER

REFERENCE: EPA 5030/8260

UNITS: ug/L

COMPOUND NAME	CAS NO.	REPORTING LIMIT	SAMPLE CONC
1,3,5-TRIMETHYLBENZENE	108-67-8	0.500	ND
4-CHLOROTOLUENE	106-43-4	0.500	ND
TERT-BUTYLBENZENE	98-06-6	0.500	ND
1,2,4-TRIMETHYLBENZENE	95-63-6	0.500	ND
SEC-BUTYLBENZENE	135-98-8	0.500	ND
1,3-DICHLOROBENZENE	541-73-1	0.500	ND
4-ISOPROPYLTOLUENE	99-87-6	0.500	ND
1,4-DICHLOROBENZENE	106-46-7	0.500	ND
N-BUTYLBENZENE	104-51-8	0.500	ND
1,2-DICHLOROBENZENE	95-50-1	0.500	ND
1,2-DIBROMO-3-CHLOROPROPANE	96-12-8	0.500	ND
1,2,4-TRICHLOROBENZENE	120-82-1	1.00	ND
HEXACHLOROBUTADIENE	87-68-3	1.00	ND
NAPHTHALENE	91-20-3	1.00	ND
1,2,3-TRICHLOROBENZENE	87-61-6	1.00	ND
METHYL TERT-BUTYL ETHER (MTBE)	1634-04-4	0.500	ND

SURROGATE RECOVERY	%
DIBROMOFLUOROMETHANE	119
TOLUENE-D8	101
4-BROMOFLUOROBENZENE	86

NOTES:

ND - NOT DETECTED AT OR ABOVE THE STATED REPORTING LIMIT

NA - NOT APPLICABLE OR AVAILABLE

K PRIME, INC.
LABORATORY QC REPORT

METHOD: VOLATILE ORGANIC COMPOUNDS
REFERENCE: EPA 5030/8260

SAMPLE ID: B051315W1
SPIKE ID: L051315W1
DUPLICATE ID: D051315W1
BATCH #: 051315W1
SAMPLE TYPE: WATER
UNITS: µg/L

ACCURACY (MATRIX SPIKE)

PARAMETER	SPIKE ADDED	SAMPLE RESULT	SPIKE RESULT	RECOVERY (%)	LIMITS (%)
1,1 DICHLOROETHENE	10.0	ND	12.9	129	60-140
BENZENE	10.0	ND	13.0	130	60-140
TRICHLOROETHENE	10.0	ND	12.7	127	60-140
TOLUENE	10.0	ND	11.1	111	60-140
CHLOROBENZENE	10.0	ND	10.7	107	60-140

PRECISION (SPIKE DUPLICATE)

COMPOUND NAME	REPORTING LIMIT	SPIKE RESULT	DUPLICATE RESULT	RPD (%)	LIMITS (%)
1,1 DICHLOROETHENE	0.500	12.9	12.1	5.8	±20
BENZENE	0.500	13.0	12.5	4.2	±20
TRICHLOROETHENE	0.500	12.7	12.1	5.0	±20
TOLUENE	0.500	11.1	10.6	4.1	±20
CHLOROBENZENE	0.500	10.7	10.3	3.1	±20

NOTES:

ND - NOT DETECTED AT OR ABOVE THE STATED REPORTING LIMIT
NA - NOT AVAILABLE OR APPLICABLE

K PRIME, INC.
LABORATORY QUALITY CONTROL REPORT

BATCH ID: 050415W1
DATE EXTRACTED: 5/4/2015
DATE ANALYZED: 5/4/2015

METHOD: DRO
REFERENCE: EPA 8015B

SAMPLE TYPE: WATER
UNITS: mg/L

METHOD BLANK ID: B050415W1

COMPOUND NAME	REPORTING LIMIT	SAMPLE CONC
DRO	0.050	ND

SAMPLE ID: L050415W1
DUPLICATE ID: D050415W1

ACCURACY (MATRIX SPIKE)

PARAMETER	SPIKE ADDED	SAMPLE RESULT	SPIKE RESULT	RECOVERY (%)	LIMITS (%)
DRO	2.50	ND	1.92	77	60-140

PRECISION (SPIKE DUPLICATE)

COMPOUND NAME	REPORTING LIMIT	SPIKE RESULT	DUPLICATE RESULT	RPD (%)	LIMITS (%)
DRO	0.050	1.92	1.79	7.2	±20

NOTES:

DRO - DIESEL RANGE ORGANICS (C12-C34)

ND - NOT DETECTED AT OR ABOVE THE STATED REPORTING LIMIT

NA - NOT APPLICABLE OR AVAILABLE

K PRIME, INC.
LABORATORY BATCH QC REPORT

METHOD: HEXAVALENT CHROMIUM
REFERENCE: EPA 7199

SAMPLE TYPE: WATER
UNITS: ug/L
BATCH ID: 051315W1

METHOD BLANK: B051315W1

COMPOUND	RL ug/L	MB ug/L
HEXAVALENT CHROMIUM	0.200	ND

BLANK SPIKE: L051315W1
BLANK SPIKE DUPLICATE: D051315W1

COMPOUND	RL ug/L	SA ug/L	SR ug/L	SP ug/L	SPD ug/L	SP %R	RPD %
HEXAVALENT CHROMIUM	0.200	10.0	0.00	10.2	10.1	102	1.3

SR LAB NO: 132768
MATRIX SPIKE: 132768MS
MATRIX SPIKE DUPLICATE: 132768SD

COMPOUND	RL ug/L	SA ug/L	SR ug/L	SP ug/L	SPD ug/L	SP %R	RPD %
HEXAVALENT CHROMIUM	0.200	32.0	0.00	33.9	33.9	106	0.1

NOTES:

ND: NOT DETECTED
 MB: METHOD BLANK
 SA: SPIKE ADDED
 SR: SAMPLE RESULT
 SP: SPIKE RESULT
 SPD: SPIKE DUPLICATE RESULT
 SP(%R): SPIKE % RECOVERY
 RPD: RELATIVE PERCENT DIFFERENCE

K PRIME, Inc.

CONSULTING ANALYTICAL CHEMISTS

3621 Westwind Blvd.
Santa Rosa CA 95403
Phone: 707 527 7574
FAX: 707 527 7879

TRANSMITTAL

DATE: 5/20/2015

TO: MS. JOY SU
MS. JESSICA DAUGHERTY
MR. WILL HASSETT
ERLER & KALINOWSKI, INC.
1870 OGDEN DRIVE
BURLINGAME, CA 94010

ACCT: 9115
PROJ: A40028.01 T5

Phone: 650-292-9100
Email: labs@ekiconsult.com
jsu@ekiconsult.com
jdaugherty@ekiconsult.com
whassett@ekiconsult.com

FROM: Richard A. Kagel, Ph.D.
Laboratory Director

RAK mch 5/20/2015

SUBJECT: LABORATORY RESULTS FOR YOUR PROJECT A40028.01 T5

Enclosed please find K Prime's laboratory reports for the following samples:

SAMPLE ID	TYPE	DATE	TIME	KPI LAB #
P5-3.5-4	SOIL	5/13/2015	12:10	132772
P5-8-8.5	SOIL	5/13/2015	13:10	132773
P5-9.5-10	SOIL	5/13/2015	13:30	132774
P5-13.5-14	SOIL	5/13/2015	13:50	132775

The above listed sample group was received on 5/13/2015 and tested as requested on the chain of custody document.

Please call me if you have any questions or need further information.
Thank you for this opportunity to be of service.

K PRIME, INC.
LABORATORY REPORT

K PRIME PROJECT: 9115
CLIENT PROJECT: A40028.01 T5

METHOD: GRO-GASOLINE RANGE ORGANICS
REFERENCE: EPA 8015B

SAMPLE TYPE: SOIL
UNITS: mg/Kg

SAMPLE ID	LAB NO.	DATE SAMPLED	TIME SAMPLED	BATCH ID	DATE ANALYZED	MRL	SAMPLE CONC	GRO PATTERN
P5-3.5-4	132772	05/13/2015	12:10	050415S1	05/14/2015	1.00	ND	
P5-8-8.5	132773	05/13/2015	13:10	050415S1	05/14/2015	1.00	ND	
P5-9.5-10	132774	05/13/2015	13:30	050415S1	05/14/2015	1.00	ND	
P5-13.5-14	132775	05/13/2015	13:50	050415S1	05/14/2015	1.00	ND	

NOTES:

ND - NOT DETECTED AT OR ABOVE THE STATED METHOD REPORTING LIMIT

NA - NOT APPLICABLE OR AVAILABLE

MRL - METHOD REPORTING LIMIT

AE - UNKNOWN HYDROCARBON WITH A SINGLE PEAK

AN - UNKNOWN HYDROCARBON WITH SEVERAL PEAKS

AS - HEAVIER HYDROCARBON THAN GASOLINE CONTRIBUTING TO GRO VALUE

CO - HYDROCARBON RESPONSE IN GASOLINE RANGE BUT DOES NOT RESEMBLE GASOLINE

APPROVED BY: Ch
DATE: 05/20/2015

K PRIME, INC.
LABORATORY REPORT

K PRIME PROJECT: 9115
CLIENT PROJECT: A40028.01 T5

SAMPLE ID: P5-3.5-4
LAB NO: 132772
DATE SAMPLED: 05/13/2015
TIME SAMPLED: 12:10
BATCH #: 050815S1
DATE ANALYZED: 05/18/2015

METHOD: VOLATILE ORGANIC COMPOUNDS
REFERENCE: EPA 5035/8260

SAMPLE TYPE: SOIL
UNITS: µg/Kg

COMPOUND NAME	CAS NO.	REPORTING LIMIT	SAMPLE CONC
DICHLORODIFLUOROMETHANE	75-71-8	1.30	ND
CHLOROMETHANE	74-87-3	1.30	ND
VINYL CHLORIDE	75-01-4	1.30	ND
BROMOMETHANE	74-83-9	1.30	ND
CHLOROETHANE	75-00-3	1.30	ND
TRICHLOROFLUOROMETHANE	75-69-4	1.30	ND
1,1-DICHLOROETHENE	75-35-4	1.30	ND
TRICHLOROTRIFLUOROETHANE	76-13-1	1.30	ND
METHYLENE CHLORIDE	75-09-2	6.50	ND
TRANS-1,2-DICHLOROETHENE	156-60-5	1.30	ND
1,1-DICHLOROETHANE	75-34-3	1.30	ND
CIS-1,2-DICHLOROETHENE	156-59-2	1.30	ND
2,2-DICHLOROPROPANE	594-20-7	1.30	ND
BROMOCHLOROMETHANE	74-97-5	1.30	ND
CHLOROFORM	67-66-3	1.30	ND
1,1,1-TRICHLOROETHANE	71-55-6	1.30	ND
CARBON TETRACHLORIDE	56-23-5	1.30	ND
1,1-DICHLOROPROPENE	563-58-6	1.30	ND
BENZENE	71-43-2	1.30	ND
1,2-DICHLOROETHANE	107-06-2	1.30	ND
TRICHLOROETHENE	79-01-6	1.30	ND
1,2-DICHLOROPROPANE	78-87-5	1.30	ND
DIBROMOMETHANE	74-95-3	1.30	ND
BROMODICHLOROMETHANE	75-27-4	1.30	ND
TRANS-1,3-DICHLOROPROPENE	10061-02-6	1.30	ND
TOLUENE	108-88-3	1.30	ND
CIS-1,3-DICHLOROPROPENE	10061-01-5	1.30	ND
1,1,2-TRICHLOROETHANE	79-00-5	1.30	ND
TETRACHLOROETHENE	127-18-4	1.30	ND
1,3-DICHLOROPROPANE	142-28-9	1.30	ND
DIBROMOCHLOROMETHANE	124-48-1	1.30	ND
1,2-DIBROMOETHANE	106-93-4	1.30	ND
CHLOROBENZENE	108-90-7	1.30	ND
1,1,1,2-TETRACHLOROETHANE	630-20-6	1.30	ND
ETHYLBENZENE	100-41-4	1.30	ND
XYLENE (M+P)	1330-20-7	1.30	ND
XYLENE (O)	1330-20-7	1.30	ND
STYRENE	100-42-5	1.30	ND
BROMOFORM	75-25-2	1.30	ND
ISOPROPYLBENZENE	98-82-8	1.30	ND
1,1,2,2-TETRACHLOROETHANE	79-34-5	1.30	ND
BROMOBENZENE	108-86-1	1.30	ND
1,2,3-TRICHLOROPROPANE	96-18-4	1.30	ND
N-PROPYLBENZENE	103-65-1	1.30	ND
2-CHLOROTOLUENE	95-49-8	1.30	ND

K PRIME, INC.
LABORATORY REPORT

SAMPLE ID: P5-8-8.5
LAB NO: 132773
DATE SAMPLED: 05/13/2015
TIME SAMPLED: 13:10
BATCH #: 050815S1
DATE ANALYZED: 05/18/2015

K PRIME PROJECT: 9115
CLIENT PROJECT: A40028.01 T5

METHOD: VOLATILE ORGANIC COMPOUNDS
REFERENCE: EPA 5035/8260

SAMPLE TYPE: SOIL
UNITS: µg/Kg

COMPOUND NAME	CAS NO.	REPORTING LIMIT	SAMPLE CONC
DICHLORODIFLUOROMETHANE	75-71-8	1.34	ND
CHLOROMETHANE	74-87-3	1.34	ND
VINYL CHLORIDE	75-01-4	1.34	ND
BROMOMETHANE	74-83-9	1.34	ND
CHLOROETHANE	75-00-3	1.34	ND
TRICHLOROFLUOROMETHANE	75-69-4	1.34	ND
1,1-DICHLOROETHENE	75-35-4	1.34	ND
TRICHLOROTRIFLUOROETHANE	76-13-1	1.34	ND
METHYLENE CHLORIDE	75-09-2	6.70	ND
TRANS-1,2-DICHLOROETHENE	156-60-5	1.34	ND
1,1-DICHLOROETHANE	75-34-3	1.34	ND
CIS-1,2-DICHLOROETHENE	156-59-2	1.34	ND
2,2-DICHLOROPROPANE	594-20-7	1.34	ND
BROMOCHLOROMETHANE	74-97-5	1.34	ND
CHLOROFORM	67-66-3	1.34	ND
1,1,1-TRICHLOROETHANE	71-55-6	1.34	ND
CARBON TETRACHLORIDE	56-23-5	1.34	ND
1,1-DICHLOROPROPENE	563-58-6	1.34	ND
BENZENE	71-43-2	1.34	ND
1,2-DICHLOROETHANE	107-06-2	1.34	ND
TRICHLOROETHENE	79-01-6	1.34	ND
1,2-DICHLOROPROPANE	78-87-5	1.34	ND
DIBROMOMETHANE	74-95-3	1.34	ND
BROMODICHLOROMETHANE	75-27-4	1.34	ND
TRANS-1,3-DICHLOROPROPENE	10061-02-6	1.34	ND
TOLUENE	108-88-3	1.34	ND
CIS-1,3-DICHLOROPROPENE	10061-01-5	1.34	ND
1,1,2-TRICHLOROETHANE	79-00-5	1.34	ND
TETRACHLOROETHENE	127-18-4	1.34	ND
1,3-DICHLOROPROPANE	142-28-9	1.34	ND
DIBROMOCHLOROMETHANE	124-48-1	1.34	ND
1,2-DIBROMOETHANE	106-93-4	1.34	ND
CHLOROBENZENE	108-90-7	1.34	ND
1,1,1,2-TETRACHLOROETHANE	630-20-6	1.34	ND
ETHYLBENZENE	100-41-4	1.34	ND
XYLENE (M+P)	1330-20-7	1.34	ND
XYLENE (O)	1330-20-7	1.34	ND
STYRENE	100-42-5	1.34	ND
BROMOFORM	75-25-2	1.34	ND
ISOPROPYLBENZENE	98-82-8	1.34	ND
1,1,2,2-TETRACHLOROETHANE	79-34-5	1.34	ND
BROMOBENZENE	108-86-1	1.34	ND
1,2,3-TRICHLOROPROPANE	96-18-4	1.34	ND
N-PROPYLBENZENE	103-65-1	1.34	ND
2-CHLOROTOLUENE	95-49-8	1.34	ND

K PRIME, INC.
LABORATORY REPORT

K PRIME PROJECT: 9115
CLIENT PROJECT: A40028.01 T5

SAMPLE ID: P5-8-8.5
LAB NO: 132773
DATE SAMPLED: 05/13/2015
TIME SAMPLED: 13:10
BATCH #: 050815S1
DATE ANALYZED: 05/18/2015

METHOD: VOLATILE ORGANIC COMPOUNDS
REFERENCE: EPA 5035/8260

SAMPLE TYPE: SOIL
UNITS: µg/Kg

COMPOUND NAME	CAS NO.	REPORTING LIMIT	SAMPLE CONC
1,3,5-TRIMETHYLBENZENE	108-67-8	1.34	ND
4-CHLOROTOLUENE	106-43-4	1.34	ND
TERT-BUTYLBENZENE	98-06-6	1.34	ND
1,2,4-TRIMETHYLBENZENE	95-63-6	1.34	ND
SEC-BUTYLBENZENE	135-98-8	1.34	ND
1,3-DICHLOROBENZENE	541-73-1	1.34	ND
4-ISOPROPYLTOLUENE	99-87-6	1.34	ND
1,4-DICHLOROBENZENE	106-46-7	1.34	ND
N-BUTYLBENZENE	104-51-8	1.34	ND
1,2-DICHLOROBENZENE	95-50-1	1.34	ND
1,2-DIBROMO-3-CHLOROPROPANE	96-12-8	1.34	ND
1,2,4-TRICHLOROBENZENE	120-82-1	2.68	ND
HEXACHLOROBUTADIENE	87-68-3	2.68	ND
NAPHTHALENE	91-20-3	2.68	ND
1,2,3-TRICHLOROBENZENE	87-61-6	2.68	ND
METHYL TERT-BUTYL ETHER (MTBE)	1634-04-4	1.34	ND

SURROGATE RECOVERY	%
DIBROMOFLUOROMETHANE	120
TOLUENE-D8	103
4-BROMOFLUOROBENZENE	89

NOTES:

ND - NOT DETECTED AT OR ABOVE THE STATED REPORTING LIMIT
NA - NOT APPLICABLE OR AVAILABLE

APPROVED BY: Ch
DATE: 05/20/2015

K PRIME, INC.
LABORATORY REPORT

SAMPLE ID: P5-9.5-10
LAB NO: 132774
DATE SAMPLED: 05/13/2015
TIME SAMPLED: 13:30
BATCH #: 050815S1
DATE ANALYZED: 05/18/2015

K PRIME PROJECT: 9115
CLIENT PROJECT: A40028.01 T5

METHOD: VOLATILE ORGANIC COMPOUNDS
REFERENCE: EPA 5035/8260

SAMPLE TYPE: SOIL
UNITS: µg/Kg

COMPOUND NAME	CAS NO.	REPORTING LIMIT	SAMPLE CONC
DICHLORODIFLUOROMETHANE	75-71-8	1.37	ND
CHLOROMETHANE	74-87-3	1.37	ND
VINYL CHLORIDE	75-01-4	1.37	ND
BROMOMETHANE	74-83-9	1.37	ND
CHLOROETHANE	75-00-3	1.37	ND
TRICHLOROFLUOROMETHANE	75-69-4	1.37	ND
1,1-DICHLOROETHENE	75-35-4	1.37	ND
TRICHLOROTRIFLUOROETHANE	76-13-1	1.37	ND
METHYLENE CHLORIDE	75-09-2	6.83	ND
TRANS-1,2-DICHLOROETHENE	156-60-5	1.37	ND
1,1-DICHLOROETHANE	75-34-3	1.37	ND
CIS-1,2-DICHLOROETHENE	156-59-2	1.37	ND
2,2-DICHLOROPROPANE	594-20-7	1.37	ND
BROMOCHLOROMETHANE	74-97-5	1.37	ND
CHLOROFORM	67-66-3	1.37	ND
1,1,1-TRICHLOROETHANE	71-55-6	1.37	ND
CARBON TETRACHLORIDE	56-23-5	1.37	ND
1,1-DICHLOROPROPENE	563-58-6	1.37	ND
BENZENE	71-43-2	1.37	ND
1,2-DICHLOROETHANE	107-06-2	1.37	ND
TRICHLOROETHENE	79-01-6	1.37	ND
1,2-DICHLOROPROPANE	78-87-5	1.37	ND
DIBROMOMETHANE	74-95-3	1.37	ND
BROMODICHLOROMETHANE	75-27-4	1.37	ND
TRANS-1,3-DICHLOROPROPENE	10061-02-6	1.37	ND
TOLUENE	108-88-3	1.37	ND
CIS-1,3-DICHLOROPROPENE	10061-01-5	1.37	ND
1,1,2-TRICHLOROETHANE	79-00-5	1.37	ND
TETRACHLOROETHENE	127-18-4	1.37	ND
1,3-DICHLOROPROPANE	142-28-9	1.37	ND
DIBROMOCHLOROMETHANE	124-48-1	1.37	ND
1,2-DIBROMOETHANE	106-93-4	1.37	ND
CHLOROBENZENE	108-90-7	1.37	ND
1,1,1,2-TETRACHLOROETHANE	630-20-6	1.37	ND
ETHYLBENZENE	100-41-4	1.37	ND
XYLENE (M+P)	1330-20-7	1.37	ND
XYLENE (O)	1330-20-7	1.37	ND
STYRENE	100-42-5	1.37	ND
BROMOFORM	75-25-2	1.37	ND
ISOPROPYLBENZENE	98-82-8	1.37	ND
1,1,2,2-TETRACHLOROETHANE	79-34-5	1.37	ND
BROMOBENZENE	108-86-1	1.37	ND
1,2,3-TRICHLOROPROPANE	96-18-4	1.37	ND
N-PROPYLBENZENE	103-65-1	1.37	ND
2-CHLOROTOLUENE	95-49-8	1.37	ND

K PRIME, INC.
LABORATORY REPORT

K PRIME PROJECT: 9115
CLIENT PROJECT: A40028.01 T5

SAMPLE ID: P5-9.5-10
LAB NO: 132774
DATE SAMPLED: 05/13/2015
TIME SAMPLED: 13:30
BATCH #: 050815S1
DATE ANALYZED: 05/18/2015

METHOD: VOLATILE ORGANIC COMPOUNDS
REFERENCE: EPA 5035/8260

SAMPLE TYPE: SOIL
UNITS: µg/Kg

COMPOUND NAME	CAS NO.	REPORTING LIMIT	SAMPLE CONC
1,3,5-TRIMETHYLBENZENE	108-67-8	1.37	ND
4-CHLOROTOLUENE	106-43-4	1.37	ND
TERT-BUTYLBENZENE	98-06-6	1.37	ND
1,2,4-TRIMETHYLBENZENE	95-63-6	1.37	ND
SEC-BUTYLBENZENE	135-98-8	1.37	ND
1,3-DICHLOROBENZENE	541-73-1	1.37	ND
4-ISOPROPYLTOLUENE	99-87-6	1.37	ND
1,4-DICHLOROBENZENE	106-46-7	1.37	ND
N-BUTYLBENZENE	104-51-8	1.37	ND
1,2-DICHLOROBENZENE	95-50-1	1.37	ND
1,2-DIBROMO-3-CHLOROPROPANE	96-12-8	1.37	ND
1,2,4-TRICHLOROBENZENE	120-82-1	2.73	ND
HEXACHLOROBUTADIENE	87-68-3	2.73	ND
NAPHTHALENE	91-20-3	2.73	ND
1,2,3-TRICHLOROBENZENE	87-61-6	2.73	ND
METHYL TERT-BUTYL ETHER (MTBE)	1634-04-4	1.37	ND

SURROGATE RECOVERY	%
DIBROMOFLUOROMETHANE	117
TOLUENE-D8	102
4-BROMOFLUOROBENZENE	89

NOTES:

ND - NOT DETECTED AT OR ABOVE THE STATED REPORTING LIMIT
NA - NOT APPLICABLE OR AVAILABLE

APPROVED BY: Ch
DATE: 05/20/2015

K PRIME, INC.
LABORATORY REPORT

SAMPLE ID: P5-13.5-14
LAB NO: 132775
DATE SAMPLED: 05/13/2015
TIME SAMPLED: 13:50
BATCH #: 050815S1
DATE ANALYZED: 05/18/2015

K PRIME PROJECT: 9115
CLIENT PROJECT: A40028.01 T5

METHOD: VOLATILE ORGANIC COMPOUNDS
REFERENCE: EPA 5035/8260

SAMPLE TYPE: SOIL
UNITS: µg/Kg

COMPOUND NAME	CAS NO.	REPORTING LIMIT	SAMPLE CONC
DICHLORODIFLUOROMETHANE	75-71-8	1.21	ND
CHLOROMETHANE	74-87-3	1.21	ND
VINYL CHLORIDE	75-01-4	1.21	ND
BROMOMETHANE	74-83-9	1.21	ND
CHLOROETHANE	75-00-3	1.21	ND
TRICHLOROFLUOROMETHANE	75-69-4	1.21	ND
1,1-DICHLOROETHENE	75-35-4	1.21	ND
TRICHLOROTRIFLUOROETHANE	76-13-1	1.21	ND
METHYLENE CHLORIDE	75-09-2	6.03	ND
TRANS-1,2-DICHLOROETHENE	156-60-5	1.21	ND
1,1-DICHLOROETHANE	75-34-3	1.21	ND
CIS-1,2-DICHLOROETHENE	156-59-2	1.21	ND
2,2-DICHLOROPROPANE	594-20-7	1.21	ND
BROMOCHLOROMETHANE	74-97-5	1.21	ND
CHLOROFORM	67-66-3	1.21	ND
1,1,1-TRICHLOROETHANE	71-55-6	1.21	ND
CARBON TETRACHLORIDE	56-23-5	1.21	ND
1,1-DICHLOROPROPENE	563-58-6	1.21	ND
BENZENE	71-43-2	1.21	ND
1,2-DICHLOROETHANE	107-06-2	1.21	ND
TRICHLOROETHENE	79-01-6	1.21	ND
1,2-DICHLOROPROPANE	78-87-5	1.21	ND
DIBROMOMETHANE	74-95-3	1.21	ND
BROMODICHLOROMETHANE	75-27-4	1.21	ND
TRANS-1,3-DICHLOROPROPENE	10061-02-6	1.21	ND
TOLUENE	108-88-3	1.21	ND
CIS-1,3-DICHLOROPROPENE	10061-01-5	1.21	ND
1,1,2-TRICHLOROETHANE	79-00-5	1.21	ND
TETRACHLOROETHENE	127-18-4	1.21	1.92
1,3-DICHLOROPROPANE	142-28-9	1.21	ND
DIBROMOCHLOROMETHANE	124-48-1	1.21	ND
1,2-DIBROMOETHANE	106-93-4	1.21	ND
CHLOROBENZENE	108-90-7	1.21	ND
1,1,1,2-TETRACHLOROETHANE	630-20-6	1.21	ND
ETHYLBENZENE	100-41-4	1.21	ND
XYLENE (M+P)	1330-20-7	1.21	ND
XYLENE (O)	1330-20-7	1.21	ND
STYRENE	100-42-5	1.21	ND
BROMOFORM	75-25-2	1.21	ND
ISOPROPYLBENZENE	98-82-8	1.21	ND
1,1,2,2-TETRACHLOROETHANE	79-34-5	1.21	ND
BROMOBENZENE	108-86-1	1.21	ND
1,2,3-TRICHLOROPROPANE	96-18-4	1.21	ND
N-PROPYLBENZENE	103-65-1	1.21	ND
2-CHLOROTOLUENE	95-49-8	1.21	ND

K PRIME, INC.
LABORATORY REPORT

SAMPLE ID: P5-13.5-14
LAB NO: 132775
DATE SAMPLED: 05/13/2015
TIME SAMPLED: 13:50
BATCH #: 050815S1
DATE ANALYZED: 05/18/2015

K PRIME PROJECT: 9115
CLIENT PROJECT: A40028.01 T5

METHOD: VOLATILE ORGANIC COMPOUNDS
REFERENCE: EPA 5035/8260

SAMPLE TYPE: SOIL
UNITS: µg/Kg

COMPOUND NAME	CAS NO.	REPORTING LIMIT	SAMPLE CONC
1,3,5-TRIMETHYLBENZENE	108-67-8	1.21	ND
4-CHLOROTOLUENE	106-43-4	1.21	ND
TERT-BUTYLBENZENE	98-06-6	1.21	ND
1,2,4-TRIMETHYLBENZENE	95-63-6	1.21	ND
SEC-BUTYLBENZENE	135-98-8	1.21	ND
1,3-DICHLOROBENZENE	541-73-1	1.21	ND
4-ISOPROPYLTOLUENE	99-87-6	1.21	ND
1,4-DICHLOROBENZENE	106-46-7	1.21	ND
N-BUTYLBENZENE	104-51-8	1.21	ND
1,2-DICHLOROBENZENE	95-50-1	1.21	ND
1,2-DIBROMO-3-CHLOROPROPANE	96-12-8	1.21	ND
1,2,4-TRICHLOROBENZENE	120-82-1	2.41	ND
HEXACHLOROBUTADIENE	87-68-3	2.41	ND
NAPHTHALENE	91-20-3	2.41	ND
1,2,3-TRICHLOROBENZENE	87-61-6	2.41	ND
METHYL TERT-BUTYL ETHER (MTBE)	1634-04-4	1.21	ND

SURROGATE RECOVERY	%
DIBROMOFLUOROMETHANE	138
TOLUENE-D8	102
4-BROMOFLUOROBENZENE	98

NOTES:

ND - NOT DETECTED AT OR ABOVE THE STATED REPORTING LIMIT
NA - NOT APPLICABLE OR AVAILABLE

APPROVED BY: chw
DATE: 05/20/2015

K PRIME, INC.
LABORATORY REPORT

METHOD: PERCENT MOISTURE
REFERENCE: ASTM D 2216-05

K PRIME PROJECT: 9115
CLIENT PROJECT: A40028.01 T5

SAMPLE TYPE: SOIL
UNITS: %

SAMPLE ID	LAB ID #	DATE SAMPLED	TIME SAMPLED	BATCH ID	DATE ANALYZED	MRL	SAMPLE CONC
P5-3.5-4	132772	5/13/2015	12:10	051415S1	5/14/2015	0.100	22.4
P5-8-8.5	132773	5/13/2015	13:10	051415S1	5/14/2015	0.100	18.4
P5-9.5-10	132774	5/13/2015	13:30	051415S1	5/14/2015	0.100	15.0
P5-13.5-14	132775	5/13/2015	13:50	051415S1	5/14/2015	0.100	16.3

NOTES:

ND - NOT DETECTED AT OR ABOVE THE STATED REPORTING LIMIT

NA - NOT AVAILABLE OR APPLICABLE

MRL - METHOD REPORTING LIMIT

APPROVED BY: Ch
DATE: 05/20/2015

K PRIME, INC.
LABORATORY QC REPORT

METHOD: GRO-GASOLINE RANGE ORGANICS
REFERENCE: EPA 8015B

METHOD BLANK ID: B050415S1
SAMPLE TYPE: SOIL

BATCH #: 050415S1
DATE EXTRACTED: 05/04/2015
DATE ANALYZED: 05/04/2015

UNITS: mg/kg

COMPOUND NAME	REPORTING LIMIT	SAMPLE CONC
TPH-G	1.00	ND

NOTES:

ND - NOT DETECTED AT OR ABOVE THE STATED REPORTING LIMIT
 NA - NOT AVAILABLE OR APPLICABLE

SAMPLE ID: L050415S1
DUPLICATE ID: D050415S1
BATCH #: 050415S1
SAMPLE TYPE: SOIL
UNITS: mg/kg

DATE EXTRACTED: 05/04/2015
DATE ANALYZED: 05/04/2015

ACCURACY (MATRIX SPIKE)

PARAMETER	SPIKE ADDED	SAMPLE RESULT	SPIKE RESULT	RECOVERY (%)	LIMITS (%)
TPH-G	5.00	ND	4.79	96	60-140

PRECISION (SPIKE DUPLICATE)

COMPOUND NAME	REPORTING LIMIT	SPIKE RESULT	DUPLICATE RESULT	RPD (%)	LIMITS (%)
TPH-G	1.00	4.79	5.11	6.5	±20

NOTES:

ND - NOT DETECTED AT OR ABOVE THE STATED REPORTING LIMIT
 NA - NOT AVAILABLE OR APPLICABLE

K PRIME, INC.

LABORATORY METHOD BLANK REPORT

METHOD BLANK ID: B050815S1

BATCH #: 050815S1

DATE ANALYZED: 5/8/2015

METHOD: VOLATILE ORGANIC COMPOUNDS

SAMPLE TYPE: SOIL

REFERENCE: EPA 5035/8260

UNITS: µg/Kg

COMPOUND NAME	CAS NO.	REPORTING LIMIT	SAMPLE CONC
DICHLORODIFLUOROMETHANE	75-71-8	1.50	ND
CHLOROMETHANE	74-87-3	1.50	ND
VINYL CHLORIDE	75-01-4	1.50	ND
BROMOMETHANE	74-83-9	1.50	ND
CHLOROETHANE	75-00-3	1.50	ND
TRICHLOROFLUOROMETHANE	75-69-4	1.50	ND
1,1-DICHLOROETHENE	75-35-4	1.50	ND
TRICHLOROTRIFLUOROETHANE	76-13-1	1.50	ND
METHYLENE CHLORIDE	75-09-2	7.50	ND
TRANS-1,2-DICHLOROETHENE	156-60-5	1.50	ND
1,1-DICHLOROETHANE	75-34-3	1.50	ND
CIS-1,2-DICHLOROETHENE	156-59-2	1.50	ND
2,2-DICHLOROPROPANE	594-20-7	1.50	ND
BROMOCHLOROMETHANE	74-97-5	1.50	ND
CHLOROFORM	67-66-3	1.50	ND
1,1,1-TRICHLOROETHANE	71-55-6	1.50	ND
CARBON TETRACHLORIDE	56-23-5	1.50	ND
1,1-DICHLOROPROPENE	563-58-6	1.50	ND
BENZENE	71-43-2	1.50	ND
1,2-DICHLOROETHANE	107-06-2	1.50	ND
TRICHLOROETHENE	79-01-6	1.50	ND
1,2-DICHLOROPROPANE	78-87-5	1.50	ND
DIBROMOMETHANE	74-95-3	1.50	ND
BROMODICHLOROMETHANE	75-27-4	1.50	ND
TRANS-1,3-DICHLOROPROPENE	10061-02-6	1.50	ND
TOLUENE	108-88-3	1.50	ND
CIS-1,3-DICHLOROPROPENE	10061-01-5	1.50	ND
1,1,2-TRICHLOROETHANE	79-00-5	1.50	ND
TETRACHLOROETHENE	127-18-4	1.50	ND
1,3-DICHLOROPROPANE	142-28-9	1.50	ND
DIBROMOCHLOROMETHANE	124-48-1	1.50	ND
1,2-DIBROMOETHANE	106-93-4	1.50	ND
CHLOROBENZENE	108-90-7	1.50	ND
1,1,1,2-TETRACHLOROETHANE	630-20-6	1.50	ND
ETHYLBENZENE	100-41-4	1.50	ND
XYLENE (M+P)	1330-20-7	1.50	ND
XYLENE (O)	1330-20-7	1.50	ND
STYRENE	100-42-5	1.50	ND
BROMOFORM	75-25-2	1.50	ND
ISOPROPYLBENZENE	98-82-8	1.50	ND
1,1,2,2-TETRACHLOROETHANE	79-34-5	1.50	ND
BROMOBENZENE	108-86-1	1.50	ND
1,2,3-TRICHLOROPROPANE	96-18-4	1.50	ND
N-PROPYLBENZENE	103-65-1	1.50	ND
2-CHLOROTOLUENE	95-49-8	1.50	ND

K PRIME, INC.

LABORATORY METHOD BLANK REPORT

METHOD BLANK ID: B050815S1

BATCH #: 050815S1

DATE ANALYZED: 5/8/2015

METHOD: VOLATILE ORGANIC COMPOUNDS

SAMPLE TYPE: SOIL

REFERENCE: EPA 5035/8260

UNITS: µg/Kg

COMPOUND NAME	CAS NO.	REPORTING LIMIT	SAMPLE CONC
1,3,5-TRIMETHYLBENZENE	108-67-8	1.50	ND
4-CHLOROTOLUENE	106-43-4	1.50	ND
TERT-BUTYLBENZENE	98-06-6	1.50	ND
1,2,4-TRIMETHYLBENZENE	95-63-6	1.50	ND
SEC-BUTYLBENZENE	135-98-8	1.50	ND
1,3-DICHLOROBENZENE	541-73-1	1.50	ND
4-ISOPROPYLTOLUENE	99-87-6	1.50	ND
1,4-DICHLOROBENZENE	106-46-7	1.50	ND
N-BUTYLBENZENE	104-51-8	1.50	ND
1,2-DICHLOROBENZENE	95-50-1	1.50	ND
1,2-DIBROMO-3-CHLOROPROPANE	96-12-8	1.50	ND
1,2,4-TRICHLOROBENZENE	120-82-1	3.00	ND
HEXACHLOROBUTADIENE	87-68-3	3.00	ND
NAPHTHALENE	91-20-3	3.00	ND
1,2,3-TRICHLOROBENZENE	87-61-6	3.00	ND
METHYL TERT-BUTYL ETHER (MTBE)	1634-04-4	1.50	ND

SURROGATE RECOVERY	%
DIBROMOFLUOROMETHANE	103
TOLUENE-D8	102
4-BROMOFLUOROBENZENE	91

NOTES:

ND - NOT DETECTED AT OR ABOVE THE STATED REPORTING LIMIT

NA - NOT APPLICABLE OR AVAILABLE

K PRIME, INC.
LABORATORY QC REPORT

METHOD: VOLATILE ORGANIC COMPOUNDS
REFERENCE: EPA 5035/8260

SAMPLE ID: B050815S1
SPIKE ID: L050815S1
DUPLICATE ID: D050815S1
BATCH #: 050815S1
SAMPLE TYPE: SOIL
UNITS: µg/Kg

ACCURACY (MATRIX SPIKE)

PARAMETER	SPIKE ADDED	SAMPLE RESULT	SPIKE RESULT	RECOVERY (%)	LIMITS (%)
1,1 DICHLOROETHENE	30.0	ND	30.1	100	60-140
BENZENE	30.0	ND	32.4	108	60-140
TRICHLOROETHENE	30.0	ND	31.9	106	60-140
TOLUENE	30.0	ND	32.3	108	60-140
CHLOROBENZENE	30.0	ND	33.2	111	60-140

PRECISION (SPIKE DUPLICATE)

COMPOUND NAME	REPORTING LIMIT	SPIKE RESULT	DUPLICATE RESULT	RPD (%)	LIMITS (%)
1,1 DICHLOROETHENE	1.50	30.1	30.4	1.2	±20
BENZENE	1.50	32.4	32.6	0.4	±20
TRICHLOROETHENE	1.50	31.9	31.4	1.6	±20
TOLUENE	1.50	32.3	32.0	1.0	±20
CHLOROBENZENE	1.50	33.2	32.4	2.4	±20

NOTES:

ND - NOT DETECTED AT OR ABOVE THE STATED REPORTING LIMIT
NA - NOT AVAILABLE OR APPLICABLE

K PRIME, INC.
 LABORATORY QUALITY CONTROL REPORT

BATCH ID: 051115S1
 DATE EXTRACTED: 05/11/2015
 DATE ANALYZED: 05/11/2015

METHOD: DRO
 REFERENCE: EPA 8015B

SAMPLE TYPE: SOIL
 UNITS: mg/Kg

METHOD BLANK ID: B051115S1

COMPOUND NAME	REPORTING LIMIT	SAMPLE CONC
DRO	10.0	ND

SAMPLE ID: L051115S1
 DUPLICATE ID: D051115S1

ACCURACY (MATRIX SPIKE)

PARAMETER	SPIKE ADDED	SAMPLE RESULT	SPIKE RESULT	RECOVERY (%)	LIMITS (%)
DRO	500	ND	434	87	60-140

PRECISION (SPIKE DUPLICATE)

COMPOUND NAME	REPORTING LIMIT	SPIKE RESULT	DUPLICATE RESULT	RPD (%)	LIMITS (%)
DRO	10.0	434	421	3.1	±20

NOTES:

DRO - DIESEL RANGE ORGANICS (C12-C34)
 ND - NOT DETECTED AT OR ABOVE THE STATED REPORTING LIMIT
 NA - NOT APPLICABLE OR AVAILABLE

Attachment 3
Survey Report

POINT NUMBER	NORTHING NAD27	EASTING NAD27	ELEVATION GROUND	ELEVATION VAULT	ELEVATION CASING	DESCRIPTION
201	492041.11	1483025.65	11.38			NM1
202	492050.89	1483073.98	11.37			NM2
203	491967.00	1483035.98	12.50			PW-PP
204	491845.61	1483074.07	12.54			PW-QQ
205	492089.24	1483289.26		12.12		MW-2*
206	492087.49	1483287.66	12.22			HH-1
207	492091.79	1483290.23	12.14			HH-2
208	492093.24	1483291.08	12.12			HH-3
209	492094.39	1483289.57	12.11			HH-4
211	492157.09	1483269.82	11.83			HG
216	492027.09	1483305.89	12.44			HI
220	491984.09	1483334.92	13.60			G1
223	492208.45	1483047.83		13.05	12.70	MPW-2
231	492196.62	1482985.30		13.04	12.48	MPW-1
228	492156.89	1483065.39		12.90	12.28	MPW-3
232	491834.02	1483223.24	12.27			HL1
233	492061.22	1483419.21	15.97			G2
234	492121.93	1483468.47	15.88			G3
235	492207.87	1483502.76	15.13			P5
236	492305.29	1483570.23	16.47			G4
237	492380.96	1483594.40	16.41			G5
238	492452.68	1483620.55	16.54			G6
239	492534.86	1483638.80	16.36			G7
240	492410.83	1483456.76	14.84			P2
241	492323.42	1483478.89	15.00			P3
242	492242.36	1483494.19	15.07			P4
243	492428.89	1483371.11	14.27			HF2
244	492405.77	1483277.03	12.92			HF1
245	492429.32	1482931.64	9.61			OSN-1
246	492385.24	1482937.46	9.54			OSN-2
247	492342.85	1482947.41	9.47			OSN-3
248	492301.12	1482954.51	9.66			OSN-4
249	492267.32	1482960.38	9.63			OSN-5
226	492198.55	1482989.31	13.00			OSN-6
227	492214.04	1483076.96	13.10			OSN-7
230	492152.70	1483088.10	12.82			OSN-8
250	492566.55	1483209.62	12.70			PCPT13



ELEVATIONS BASED ON CITY OF EMERYVILLE DATUM
 * MW-2 FILLED WITH CONCRETE, NO CASING ELEVATION

Attachment 4

Underground Storage Tank Closure Report (EKI, 2015c)

17 August 2015

Kevin Hom
Hazardous Materials Specialist
Alameda County Department of Environmental Health
1131 Harbor Bay Parkway
Alameda, California 94502

Subject: Underground Storage Tank Closure Report
 In Public Right-of-Way on Horton Street Adjacent to 5679 Horton Street,
 Emeryville, California
 (EKI B20006.00 T7)

Dear Mr. Hom:

Erler & Kalinowski, Inc. (“EKI”) is pleased to submit this letter on behalf of our client, the City of Emeryville as the Successor Agency to the Emeryville Redevelopment Agency (“Successor Agency”), summarizing closure of one underground storage tank (“UST”), located in the public right-of-way on Horton Street adjacent to 5679 Horton Street in Emeryville, California (“Site”; see Figure 1). The property at 5679 Horton Street is currently owned by the City of Emeryville (“City”) and was occupied by the City’s Public Works Department for use as a corporation yard between 1999 and 2012. The 5679 Horton Street property is also known as the Former Marchant/Whitney (“FMW Site”). Regulatory oversight for remedial investigation activities at the FMW Site is being provided by the California Department of Toxic Substances Control (“DTSC”), under a Voluntary Cleanup Agreement (“VCA”) dated May 2012. This UST was discovered in May 2015 while retraction grouting a direct-push grab groundwater sampling location for off-site groundwater investigation activities associated with the FMW Site and the Site B Project Area in Emeryville, California, which is also under the regulatory oversight of DTSC (EKI, 2015). The origin, use, and ownership of the former UST are not currently known.

DESCRIPTION OF CLOSURE ACTIVITIES

The UST at the Site was removed on 17 June 2015 in accordance with the Alameda County Department of Environmental Health (“ACDEH”) approved *Underground Storage Tank Closure Plan (“Closure Plan”), 5679 Horton Street, Emeryville, California*, dated 8 June 2015 and prepared by EKI. UST removal activities were performed under the oversight of ACDEH, and UST closure activities are summarized below:

- Cornerstone Environmental Contractors, Inc. (“Cornerstone”) of Concord, California excavated soil to expose the UST and associated piping, and stockpiled the excavated soil within covered roll-off bins.

- Asbury Environmental Services (“Asbury”), of Dixon, California, vacuumed the liquid contents of the UST into a tanker truck, decontaminated the interior of the UST using a steam cleaner, and vacuumed the rinsate into the tanker truck. Cornerstone inserted dry ice into the UST to lower the lower explosive limit (“LEL”) and oxygen concentration within the UST. Asbury transported and disposed of the liquid contents of the UST in accordance with the Closure Plan. Waste manifests are included in Attachment 2.
- The UST did not appear to have been previously decommissioned by abandoning in-place.
- Preparatory activities for UST removal described above were conducted prior to the arrival of ACDEH, at their request. Subsequent closure activities were performed with the oversight of Kevin Hom of ACDEH.
- Using a RAE system multi-gas monitor, Cornerstone measured between 0 and 5 percent oxygen and 0 percent LEL inside the inerted UST. The ACDEH representative confirmed that the atmosphere inside the UST was acceptable to commence with removal of the UST.
- Cornerstone removed the UST and associated piping from the excavation pit, wrapped it in plastic, loaded it into Ecology Control Industries’ (“ECI’s”) truck bed, and strapped down the items for transport and disposal off-site. ECI, of Richmond, California, completed these tasks in accordance with the Closure Plan. Waste manifests are included in Attachment 2.
- EKI collected soil samples from the excavation sidewall and floor, and along the route of the associated piping, with the oversight of ACDEH. Soil disposal samples were also collected by EKI on behalf of Cornerstone. Soil samples were shipped to and analyzed by K-Prime, Inc., located in Santa Rosa, CA.
- In accordance with the Closure Plan and discussions with ACDEH via email on 26 May 2015, the excavation was immediately backfilled after collection of soil samples due to limited access conditions in the public right-of-way on Horton Street and adjacent underground utilities.
- On 22 June 2015, prior to surface completion of the UST excavation, Gregg Drilling & Testing, Inc. (“Gregg”) of Martinez, California, destroyed monitoring well MW-2, adjacent to the former UST (Figure 2). The monitoring well was over-drilled using a hollow-stem auger, in accordance with an Alameda County Public Works Agency (“ACPWA”) water resources well permit.

DESCRIPTION OF TANK, FITTINGS, AND PIPING CONDITIONS

Figure 2 provides a plan view drawing of the UST and associated connected piping. The UST was approximately 12-feet long and 3-feet in diameter with a volume of approximately 1,000 gallons. The UST was made of single-walled steel, and the outside of the UST was coated with a tarry wrap that was mostly intact. On the top of the UST, there were three 2-inch pipes (likely 2 product lines and one vent line) and one 4-inch fueling port. The 2-inch pipes connected to the UST ran parallel to the UST to the south, two leading towards the east underneath the sidewalk and one towards the south; the 4-inch pipe extended up approximately 3 feet vertically from the top of the UST. Piping leading out of the UST excavation were cut and capped. The

UST appeared to be in generally good condition. One hole was observed on top of the UST, approximately 6 inches in diameter, where the steel appeared to have been cut and peeled back prior to UST removal activities. Minor damage to the UST also occurred during discovery of and subsequent uncovering of the UST. No holes were observed along the associated piping. No signs of corrosion were observed on the UST or along associated piping.

The former contents of the UST were likely diesel, based on chemical analysis of a separate phase liquid sample previously collected from inside the in-place UST on 5 May 2015 (see Table 1).

DESCRIPTION OF UST EXCAVATION

The final extents of the UST excavation were approximately 9 feet wide and 12 feet long, extending to approximately 9.5 feet below ground surface (“ft bgs”; see Figure 2). The top of the tank was at approximately 5.5 ft bgs, and the bottom of the tank was at approximately 8.5 ft bgs. EKI, with direct oversight of Kevin Hom of ACDEH, instructed Cornerstone to excavate an additional 1 foot below the bottom of the UST. The stratigraphic units encountered within the excavation pit are approximately as follows¹:

- 0.0 to 1.0 ft bgs – Asphalt
- 1.0 to 1.5 ft bgs – Baserock
- 1.5 to 7.0 ft bgs – Black and green, silty clay, fill material
- 7.0 to 9.5 ft bgs – Brown and gray, clayey silt, native material

Excavated soil surrounding the UST was slightly stained and odorous along the western and southern excavation sidewalls. During UST removal activities, no groundwater was observed within the excavation pit. The UST System Closure Inspection Report is included in Attachment 3.

DESCRIPTION OF WASTE DISPOSAL

On 16 June 2015, Asbury vacuumed approximately 800 gallons of the oily liquid contents of the in-place UST into a tanker truck. On 17 June 2015, Asbury returned to the Site to decontaminate the interior of the removed UST using a steam cleaner, and vacuumed approximately 200 gallons of the rinsate into the tanker truck. Cornerstone inserted dry ice into the UST to lower the lower explosive limit (“LEL”) and oxygen concentration within the UST prior to removal of the UST. Asbury transported and disposed of the liquid contents of the UST and the rinsate in accordance with the Closure Plan. Waste manifests are included in Attachment 2.

Approximately 26 cubic yards of soil were excavated and loaded onto covered roll-off bins as part of UST closure activities in accordance with the Plan. The soil in the bins was

¹ The stratigraphic unit description is based on both field observations during UST demolition activities and the monitoring well MW-2 boring log.

characterized and disposed of at a permitted off-site disposal facility in accordance with applicable laws and regulations. Laboratory analytical reports and waste manifests are included in Attachments 1 and 2.

DESCRIPTION OF SOIL SAMPLING

EKI collected the following soil samples from the UST excavation in consultation with ACDEH and using Cornerstone's excavator bucket to collect in-place soil (Figure 3 and Tables 2 and 3):

- Prior to removal of piping and completion of excavation, four discrete soil samples were taken from beneath associated piping along the western and southern ends of the excavation pit, at approximately 2.0 to 2.5 ft bgs. Three of these soil sampling locations were eventually over-excavated (see Figure 3).
- At the excavation extents, the following soil samples were collected:
 - Two discrete floor soil samples (HUST-F01 and HUST-F02) were collected from beneath each end of the former UST at approximately 9.5 ft bgs; and
 - Four discrete sidewall soil samples (HUST-SW01 to HUST-SW04) were collected from each sidewall around the former UST location, at approximately 7.0 ft bgs.

DESCRIPTION OF WELL DESTRUCTION AND SURFACE COMPLETION

Following UST removal on 17 June 2015, Cornerstone placed a 12-inch diameter PVC casing around monitoring well MW-2, and backfilled the surrounding excavation pit up to approximately 5 ft bgs with drain rock and up to approximately 1 ft bgs with Class II aggregate base rock, per the Closure Plan. On 22 June 2015, Gregg over-drilled the monitoring well within the temporary casing to approximately 14.5 ft bgs, and backfilled the borehole with neat cement to approximately 1 ft bgs in accordance with the ACPWA water resources well permit. The original borehole log, water resources well permit, and well destruction report are included in Attachment 4.

SUMMARY OF ANALYTICAL RESULTS

Soil samples were analyzed for VOCs plus fuel oxygenates; total petroleum hydrocarbons ("TPH") as gasoline ("TPH-g"), as diesel ("TPH-d"), and as motor oil ("TPH-mo"); select metals, including cadmium, chromium, lead, nickel, and zinc; polychlorinated biphenyls ("PCBs"); and SVOCs in accordance with the Closure Plan. Soil analytical results and analytical methods are summarized in Tables 2 and 3. Selected screening criteria (based on the location of the UST within the public right-of-way on Horton Street) were selected to compare to the soil analytical results as follows:

- Regional Water Quality Control Board ("RWQCB") Environmental Screening Level ("ESL") for commercial/industrial land use, where groundwater is a current or potential

drinking water resource at shallow elevations based on the protection of human health and groundwater (RWQCB, 2013);

- United States Environmental Protection Agency (“U.S. EPA”) Regional Screening Levels (“RSLs”) for industrial land use (US EPA, 2015); and
- DTSC Office of Human and Ecological Risk (“HERO”) Human Health Risk Assessment (“HHRA”), Note 3 (DTSC, 2015).

The soil analytical results from the UST excavation are discussed below.

- TPH – The sidewall soil sample HUST-SW04-7.0 along the western edge of the UST excavation area had a TPH-d concentration of 4,400 milligrams per kilogram (“mg/kg”), which is the highest TPH-d concentration detected in soil samples. The second highest TPH-d concentration in soil of 1,290 mg/kg was detected in the sidewall sample at HUST-SW03-7.0, along the southern edge of the excavation area (see Figure 3). These were the only detections of TPH-d in soil above their RWQCB ESL of 1,100 mg/kg (see Table 2). TPH-g and TPH-mo were not detected at concentrations greater than their respective screening criteria.
- Metals – Cadmium was detected in two soil samples (HUST-PPNG04-2.5 and HUST-SW02-7.0) at concentrations of 6.82 mg/kg and 7.97 mg/kg, respectively. These concentrations were greater than the DTSC HERO HHRA Note 3 screening criteria of 6.37 mg/kg, but much less than the U.S. EPA RSL (980 mg/kg) and RWQCB ESL (1,000 mg/kg).
- VOCs and SVOCs – The sidewall soil sample HUST-SW03-7.0 had detections of naphthalene of 5.42 mg/kg and 2-methylnaphthalene of 8.28 mg/kg, above their respective RWQCB ESLs (1.2 mg/kg and 0.25 mg/kg, respectively) but below their respective U.S. EPA RSLs (17 mg/kg and 3,000 mg/kg, respectively; see Table 3). Other VOCs and SVOCs were not detected in soil at concentrations greater than their respective screening criteria.
- PCBs – Aroclor 1260 was detected in one sidewall soil sample (HUST-SW02-7.0) at a concentration of 0.0332 mg/kg, which is well below its screening criterion of 1.0 mg/kg. Other PCBs were not detected in soil samples.

The analytical results for 3 grab groundwater samples collected near the UST excavation during off-site groundwater investigation activities associated with Site B are discussed below (Figure 2 and Table 4). Groundwater analytical results were compared to the California Department of Public Health Drinking Water Maximum Contaminant Levels (“MCLs”) and the ESLs where groundwater is a current or potential drinking resource (RWQCB, 2013).

- TPH: TPH-d was detected in grab groundwater sample H-H-19-24 at 403 micrograms per liter (“ug/L”), which is slightly higher than the drinking water ESL of 100 ug/L. As indicated on the laboratory analytical report, TPH-g detected in H-H-19-24 did not resemble gasoline and was indicative of chlorinated VOCs.

- VOCs: Several chlorinated VOCs, including trichloroethene (“TCE”), trans-1,2-dichloroethene (“trans-1,2-DCE”), cis-1,2-dichloroethene (“cis-1,2-DCE”), vinyl chloride, and 1,2-dichloroethane (“1,2-DCA”) were detected in one grab groundwater sample (H-H-19-24) at concentrations greater than the MCLs. Chlorinated VOCs are the primary chemicals of concern at the downgradient adjacent FMW Site (see Attachment 5).

In grab groundwater sample H-H-28-32, VOCs, including benzene and naphthalene were detected at concentrations slightly above their respective RWQCB ESLs and MCLs (see Table 4).

- Metals: One grab groundwater sample (H-H-19-24) was analyzed for dissolved Title 22 metals. Cobalt was detected in this sample (17.4 ug/L) above its ESL of 4.7 ug/L; there is no MCL for cobalt. Other Title 22 metals were either not detected or were not detected above screening criteria.

CONCLUSIONS

The UST discovered during groundwater investigation activities related to the FMW Site and Site B projects may have been installed as part of the former Marchant Calculating Machine Company facility (late 1910s to late 1950s) or subsequent light industrial businesses that historically occupied the area. The UST appears to have been utilized as a diesel fuel tank. Subsequent redevelopment of the area likely resulted in the tank being left in place beneath Horton Street. The observations made and the data collected during the UST removal support the following conclusions:

- 1) No significant releases of diesel fuel occurred from the UST or the associated piping in the area excavated for the UST removal based upon observations of minimal soil impacts and low concentrations of TPH-d and other TPH-related compounds in confirmation soil samples.
- 2) No significant releases of TPH-related VOCs occurred from the UST or associated piping in the excavation area based on the results of confirmation soil sampling.
- 3) No releases of chlorinated VOCs, metals, or PCBs occurred from the UST based on the results of confirmation soil sampling.
- 4) There is no indication of groundwater impacts due to TPH releases from the UST or piping at the location of the excavation based on the observations of minimal impacts to soil, the results of confirmation soil samples in the bottom of the excavation, and the results of groundwater sampling in the vicinity (see Attachment 5).
- 5) The tank is not a source of the chlorinated VOCs observed in groundwater at the downgradient FMW Site based on the results of groundwater sampling conducted in the vicinity (see Attachment 5).

No further investigation or remedial activities are planned in the vicinity of the former UST.

Underground Storage Tank Closure Report
5679 Horton Street, Emeryville, California
17 August 2015
Page 7

Please call if you have questions or wish to discuss this letter in further detail.

Very truly yours,


ERLER & KALINOWSKI, INC.



Earl D. James, P.G.
Vice President



Joy Su, P.E.
Project Manager



cc: Michael Guina, City Attorney
Michael G. Biddle, Burke, Williams & Sorrensen, LLP
Karen Toth, DTSC

REFERENCES

EKI, 2012. *Final Subsurface Environmental Investigations Report, 5679 Horton Street, Former Marchant/Whitney Site, Emeryville, California*, Erler & Kalinowski, Inc., August, 2012.

EKI, 2015. *Final Work Plan for Additional Groundwater Investigation, Site B Project Area, Emeryville, California*, Erler & Kalinowski, Inc., March, 2015.

DTSC, 2015. *Human Health Risk Assessment Note 3 - DTSC Modified Screening Levels (DTSC-SLs)*, California Department of Toxic Substances Control, May 2015.

RWQCB, 2013. *Screening for Environmental Concerns at Sites with Contaminated Soil and Groundwater*, Interim Final, California Regional Water Quality Control Board, updated December 2013.

US EPA, 2015. *Screening Levels for Chemical Contaminants*, United States Environmental Protection Agency, January 2015.

LIST OF TABLES

Table 1	Summary of Analytical Results for UST Contents Sample
Table 2	Summary of Analytical Results for TPH and Metals in Soil Samples
Table 3	Summary of Analytical Results for VOCs, SVOCs, and PCBs in Soil Samples
Table 4	Summary of Analytical Results for Grab Groundwater Samples

LIST OF FIGURES

Figure 1	UST Closure Plot Plan
Figure 2	UST Plan View
Figure 3	Soil Sampling Locations

LIST OF ATTACHMENTS

Attachment 1	Laboratory Analytical Reports Including Chain-of-Custody Records
Attachment 2	Waste Manifests
Attachment 3	UST Closure Inspection Report
Attachment 4	Boring Log, Well Destruction Permit, and DWR
Attachment 5	Summary of Groundwater Analytical Results from the FMW Site

TABLE 1
Summary of Analytical Results for UST Sample
 5679 Horton Street, Emeryville, California

Sample ID	Sample Date	Sample Depth (ft bgs)	Analytical Results in mg/kg (a)(b)														
			TPH			Detected VOCs											
			TPH-g	TPH-d	TPH-mo	Ethylbenzene	Xylene (m,p)	Xylene (o)	Isopropylbenzene	N-propylbenzene	1,3,5-TMB	1,2,4-TMB	Sec-butylbenzene	4-isopropyltoluene	N-butylbenzene	Napthalene	Other VOCs
H-H-6.5-9	5/5/2015	6.5 - 9.0	15,900	731,000	<40,000	72.9	295	81.5	44.4	83.5	197	631	63.8	77	140	1,000	ND

Abbreviations

<40,000 = not detected at or above indicated laboratory detection limit
 ft bgs = feet below ground surface
 mg/kg = milligrams per kilogram
 ND = not detected
 TMB = trimethylbenzene
 TPH-(g/d/mo) = total petroleum hydrocarbons as (gasoline/diesel/motor oil)
 VOCs = volatile organic compounds

Notes

- (a) Samples analyzed by K-Prime, Inc., Santa Rosa, CA using EPA Method 8260B for TPH-g and VOCs.
- (b) Analytical results are listed in units of milligrams of contaminant per kilogram of product.

TABLE 2
Summary of Analytical Results for TPH and Metals in Soil Samples
5679 Horton Street, Emeryville, California

Sample ID	Sample Date	Sample Depth (ft bgs)	Analytical Results in mg/kg dry weight (a)(b)							
			TPH			Metals				
			TPH-g	TPH-d	TPH-mo	Cadmium	Chromium	Lead	Nickel	Zinc
Piping-related Samples (c)										
HUST-PPNG01-2.5	6/17/2015	2.5	<1.00	180 (AC)	252	<3.14	27.8	10.1	35.6	43.3
HUST-PPNG02-2.0	6/17/2015	2.0	4.92	225 (AC)	330	3.16	31.1	46.1	47.6	971
HUST-PPNG03-2.0	6/17/2015	2.0	13.1	1,020	232	<2.92	37.8	37.2	53.4	134
HUST-PPNG04-2.5	6/17/2015	2.5	<1.00	350 (AC)	427	6.82	29.1	121	190	2,620
UST Sidewall Samples										
HUST-SW01-7.0	6/17/2015	7.0	2.96	1,080	164	<2.94	32.0	6.13	34.5	35.4
HUST-SW02-7.0	6/17/2015	7.0	4.66	267	53.3	7.97	36.0	15.8	38.5	84.2
HUST-SW03-7.0	6/17/2015	7.0	5.70	1,290	120	<2.71	32.2	26.1	37.7	53.1
HUST-SW04-7.0	6/17/2015	7.0	6.31	4,440	534	<2.92	31.3	5.37	25.7	31.2
UST Floor Samples										
HUST-F01-9.5	6/17/2015	9.5	<1.00	<12.0	<12.0	<3.01	42.7	7.39	58.1	66.1
HUST-F02-9.5	6/17/2015	9.5	<1.00	<11.8	<11.8	<2.96	45.6	8.54	56.1	65.3
RWQCB ESL - Comm./Ind. (d)			4,000	1,100	100,000	1,000	2,500	320	19,000	310,000
U.S. EPA RSL - Ind. (e)			<i>na</i>	<i>na</i>	<i>na</i>	980	<i>na</i>	800	22,000	350,000
DTSC HERO HHRA Note 3 - Comm./Ind. (f)			<i>na</i>	<i>na</i>	<i>na</i>	6.37	<i>na</i>	320	<i>na</i>	<i>na</i>

TABLE 2
Summary of Analytical Results for TPH and Metals in Soil Samples
5679 Horton Street, Emeryville, California

Abbreviations

<2.96 = not detected at or above laboratory detection limit

AC = Heavier hydrocarbons contributing to diesel range quantification

DTSC = Department of Toxic Substances Control

ESL = environmental screening level

ft bgs = feet below ground surface

mg/kg = milligrams per kilogram

na = not applicable

RSL = regional screening level

RWQCB = Regional Water Quality Control Board, San Francisco Bay region

TPH-(g/d/mo) = total petroleum hydrocarbons as (gasoline/diesel/motor oil)

U.S. EPA = United States Environmental Protection Agency

Notes

(a) Samples analyzed by K-Prime, Inc., Santa Rosa, CA using EPA Method 8015B for TPH-g/-d/-mo, and EPA Method 6020 for metals.

(b) **Bold** value indicates detected concentration exceeds one or more soil screening criteria.

(c) Grayed out confirmation soil sample locations have been over-excavated during UST demolition activities.

(d) Selected screening levels are based on RWQCB ESLs in Table A-2 for commercial/industrial land use where groundwater is a current or potential drinking resource at shallow (less than or equal to 3 meters bgs) elevations. Selected ESLs are based on either Protection of Human Health or Groundwater Protection.

(e) Screening levels based on U.S. EPA's RSLs for industrial land use (TR=1E-6, HQ=1).

(f) Screening levels based on DTSC's Human Health Risk Assessment (HERO HHRA) Guidance for commercial/industrial land use, as listed in Note 3, table 1.

References

DTSC, 2015. *Human Health Risk Assessment Note 3 - DTSC Modified Screening Levels (DTSC-SLs)*, California Department of Toxic Substances Control, May 2015.

RWQCB, 2013. *Screening for Environmental Concerns at Sites with Contaminated Soil and Groundwater*, Interim Final, California Regional Water Quality Control Board, updated December 2013.

US EPA, 2015. *Screening Levels for Chemical Contaminants*, United States Environmental Protection Agency, January 2015.

TABLE 3
Summary of Analytical Results for VOCs, SVOCs, and PCBs in Soil Samples
5679 Horton Street, Emeryville, California

Sample ID	Sample Date	Sample Depth (ft bgs)	Analytical Results in mg/kg dry weight (a)(b)													
			VOCs					SVOCs						PCBs		
			cis-1,2-DCE	Trichloroethene	1,2,4-TMB	Naphthalene	Other VOCs	Anthracene	Fluorene	2-methylnaphthalene	Naphthalene	Phenanthrene	Other SVOCs	Aroclor 1254	Aroclor 1260	Other PCBs
Piping-related Samples (c)																
HUST-PPNG01-2.5	6/17/2015	2.5	<0.00188	0.00188	<0.00188	<0.00376	ND	<0.333	<0.333	<0.333	<0.333	<0.333	ND	0.0278	0.219	ND
HUST-PPNG02-2.0	6/17/2015	2.0	<0.00175	0.01	<0.00175	0.00703	ND	<1.66	<1.66	<1.66	<1.66	<1.66	ND	<0.0252	0.0264	ND
HUST-PPNG03-2.0	6/17/2015	2.0	<0.235	<0.235	0.258	<0.471	ND	<1.66	<1.66	<1.66	<1.66	<1.66	ND	<0.0252	<0.0252	ND
HUST-PPNG04-2.5	6/17/2015	2.5	0.00174	0.00228	<0.00148	0.00404	ND	<1.66	<1.66	<1.66	<1.66	<1.66	ND	<0.0252	<0.0252	ND
UST Sidewall Samples																
HUST-SW01-7.0	6/17/2015	7.0	<0.236	<0.236	<0.236	<0.471	ND	<0.333	<0.333	<0.333	<0.333	<0.333	ND	<0.0252	<0.0252	ND
HUST-SW02-7.0	6/17/2015	7.0	<0.251	<0.251	<0.251	<0.501	ND	<0.333	<0.333	<0.333	<0.333	<0.333	ND	<0.0252	0.0332	ND
HUST-SW03-7.0	6/17/2015	7.0	<1.08	<1.08	2.05	5.42	ND	<0.333	1.39	8.28	2.15	2.07	ND	<0.0252	<0.0252	ND
HUST-SW04-7.0	6/17/2015	7.0	<0.234	<0.234	<0.234	<0.467	ND	2.04	1.35	<0.333	<0.333	1.24	ND	<0.0252	<0.0252	ND
UST Floor Samples																
HUST-F01-9.5	6/17/2015	9.5	<0.00178	<0.00178	<0.00178	<0.00356	ND	<0.333	<0.333	<0.333	<0.333	<0.333	ND	<0.0252	<0.0252	ND
HUST-F02-9.5	6/17/2015	9.5	<0.00177	<0.00177	<0.00177	<0.00355	ND	<0.333	<0.333	<0.333	<0.333	<0.333	ND	<0.0252	<0.0252	ND
RWQCB ESL - Comm./Ind. (d)			0.19	0.46	<i>na</i>	1.2	--	2.8	8.9	0.25	1.2	11	--	<i>na</i>	<i>na</i>	--
U.S. EPA RSL - Ind. (e)			2,300	6.0	240	17	--	230,000	30,000	3,000	17	<i>na</i>	--	1.0	1.0	--
DTSC HERO HHRA Note 3 - Comm./Ind. (f)			<i>na</i>	<i>na</i>	<i>na</i>	<i>na</i>	--	<i>na</i>	<i>na</i>	<i>na</i>	<i>na</i>	<i>na</i>	--	<i>na</i>	<i>na</i>	--

Abbreviations

<2.96 = not detected at or above laboratory detection limit
DTSC = California Department of Toxic Substances Control
ESL = environmental screening level
ft bgs = feet below ground surface
mg/kg = milligrams per kilogram

na = not applicable
PCBs = poly-chlorinated biphenyls
RSL = regional screening level
RWQCB = Regional Water Quality Control Board, San Francisco Bay region
SVOCs = semi-volatile organic compounds

TMB = trimethylbenzene
VOCs = volatile organic compounds
U.S. EPA = United States Environmental Protection Agency

Notes

- (a) Samples analyzed by K-Prime, Inc., Santa Rosa, CA using EPA method 8260B for VOCs, EPA Method 8270 for SVOCs, and EPA Method 8082A for PCBs.
- (b) **Bold** value indicates detected concentration exceeds one or more soil screening criteria.
- (c) Grayed out confirmation soil sample locations have been over-excavated during UST demolition activities.
- (d) Selected screening levels are based on RWQCB ESLs in Table A-2 for commercial/industrial land use where groundwater is a current or potential drinking resource at shallow (less than or equal to 3 meters bgs) elevations. Selected ESLs are based on either Protection of Human Health or Groundwater Protection.
- (e) Screening levels based on U.S. EPA RSLs for industrial land use (TR=1E-6, HQ=1).
- (f) Screening levels based on DTSC's Human Health Risk Assessment (HERO HHRA) Guidance for commercial/industrial land use, as listed in Note 3, table 1.

TABLE 3
Summary of Analytical Results for VOCs, SVOCs, and PCBs in Soil Samples
5679 Horton Street, Emeryville, California

References

DTSC, 2015. *Human Health Risk Assessment Note 3 - DTSC Modified Screening Levels (DTSC-SLs)*, California Department of Toxic Substances Control, May 2015.

RWQCB, 2013. *Screening for Environmental Concerns at Sites with Contaminated Soil and Groundwater*, Interim Final, California Regional Water Quality Control Board, updated December 2013.

US EPA, 2015. *Screening Levels for Chemical Contaminants*, United States Environmental Protection Agency, January 2015.

TABLE 4
Summary of Analytical Results for Grab Groundwater Samples
5679 Horton Street, Emeryville, California

Sample ID	Sample Date	Sample Depth (ft bgs)	Analytical Results in ug/L (a)(b)(c)																									
			TPH		VOCs																	Dissolved Title 22 Metals						
			TPH-g	TPH-d (f)	Vinyl Chloride	trans-1,2-DCE	cis-1,2-DCE	Benzene	1,2-DCA	Trichloroethene	Ethylbenzene	Xylenes-m,p	Xylenes-o	Isopropylbenzene	n-propylbenzene	1,3,5-TMB	1,2,4-TMB	sec-butylbenzene	n-butylbenzene	Naphthalene	Other VOCs	Barium	Cobalt	Copper	Molybdenum	Nickel	Zinc	Other Title 22 Metals
H-H-19-24	5/5/2015	19 - 24	781 (AE,CO)	403	10.6	123	185	<10.0	24.1	1,530	<10.0	<10.0	<10.0	<10.0	<10.0	<10.0	<10.0	<10.0	<20.0	ND	127	17.4	1.36	25.5	16.6	13.4	ND	
H-H-28-32	5/5/2015	28 - 32	--	--	<0.5	<0.5	<0.5	2.92	<0.5	<0.5	3.60	15.0	5.13	1.17	1.82	4.58	15.9	1.09	2.14	35.9	ND	--	--	--	--	--	--	
H-H-42-46	5/5/2015	42 - 46	--	--	<0.5	<0.5	<0.5	<0.5	<0.5	<0.5	<0.5	<0.5	<0.5	<0.5	<0.5	<0.5	<0.5	<0.5	<0.5	<1.0	ND	--	--	--	--	--	--	
MCLs (d)			<i>na</i>	<i>na</i>	0.5	10	6	1.0	0.5	5	300	1,750	1,750	<i>na</i>	<i>na</i>	<i>na</i>	<i>na</i>	<i>na</i>	<i>na</i>	--	1,000	<i>na</i>	1,300	<i>na</i>	100	<i>na</i>	--	
RWQCB ESL - Comm./Ind. (e)			100	100	0.5	10	6	1.0	0.5	5	30	20	20	<i>na</i>	<i>na</i>	<i>na</i>	<i>na</i>	<i>na</i>	<i>na</i>	6.1	--	1,000	4.7	1,000	78	100	5,000	--

Abbreviations

<0.5 = not detected at or above laboratory detection limit
-- = not analyzed
AE = Unknown hydrocarbon with a single peak
CO = Hydrocarbon response in gasoline range but does not resemble gasoline
DCA = dichloroethane
DCE = dichloroethene

EPA = Environmental Protection Agency
ESL = environmental screening level
ft bgs = feet below ground surface
MCLs = Maximum Contaminant Levels
na = not applicable
ND = not detected

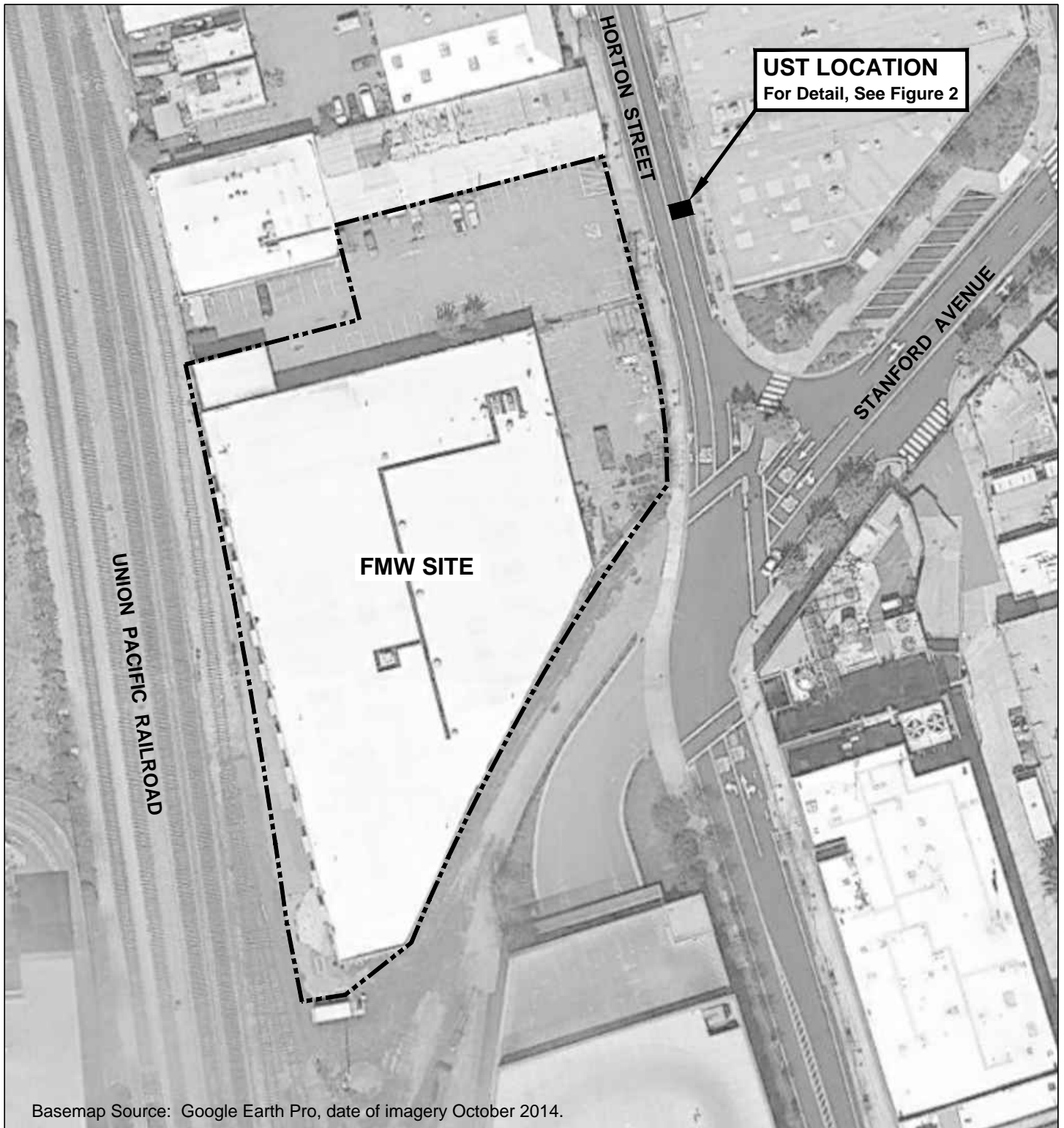
RWQCB - Regional Water Quality Control Board, San Francisco Bay region
TMB = Trimethylbenzene
TPH-(g/d) = total petroleum hydrocarbons as (gasoline/diesel)
ug/L = micrograms per liter
VOCs = volatile organic compounds

Notes

- (a) Samples analyzed by K-Prime, Inc., Santa Rosa, CA using EPA Method 8260 for VOCs, EPA Method 8015B for TPH-g and TPH-d (with silica gel cleanup), and EPA Method 200.8 for metals.
- (b) **Bold** value indicates detected concentration exceeds one or more soil screening criteria.
- (c) Analytical results are listed in units of micrograms per liter of water.
- (d) Screening levels based on California Department of Public Health's Drinking Water MCLs.
- (e) Selected screening levels are based on RWQCB ESLs Table F-1a for groundwater where groundwater is a current or potential drinking resource. Selected ESLs are based on either the Groundwater Ceiling Value (taste, odor, etc.) or Drinking Water.
- (f) TPH-d with silica gel cleanup.

References

CDPH, 2014. *Drinking Water Maximum Contaminant Levels*, California Department of Public Health, June 2014.
RWQCB, 2013. *Screening for Environmental Concerns at Sites with Contaminated Soil and Groundwater*, Interim Final, California Regional Water Quality Control Board, updated December 2013.



Basemap Source: Google Earth Pro, date of imagery October 2014.

Legend:

----- FMW Property Boundary

Abbreviations:

UST = underground storage tank

Notes:

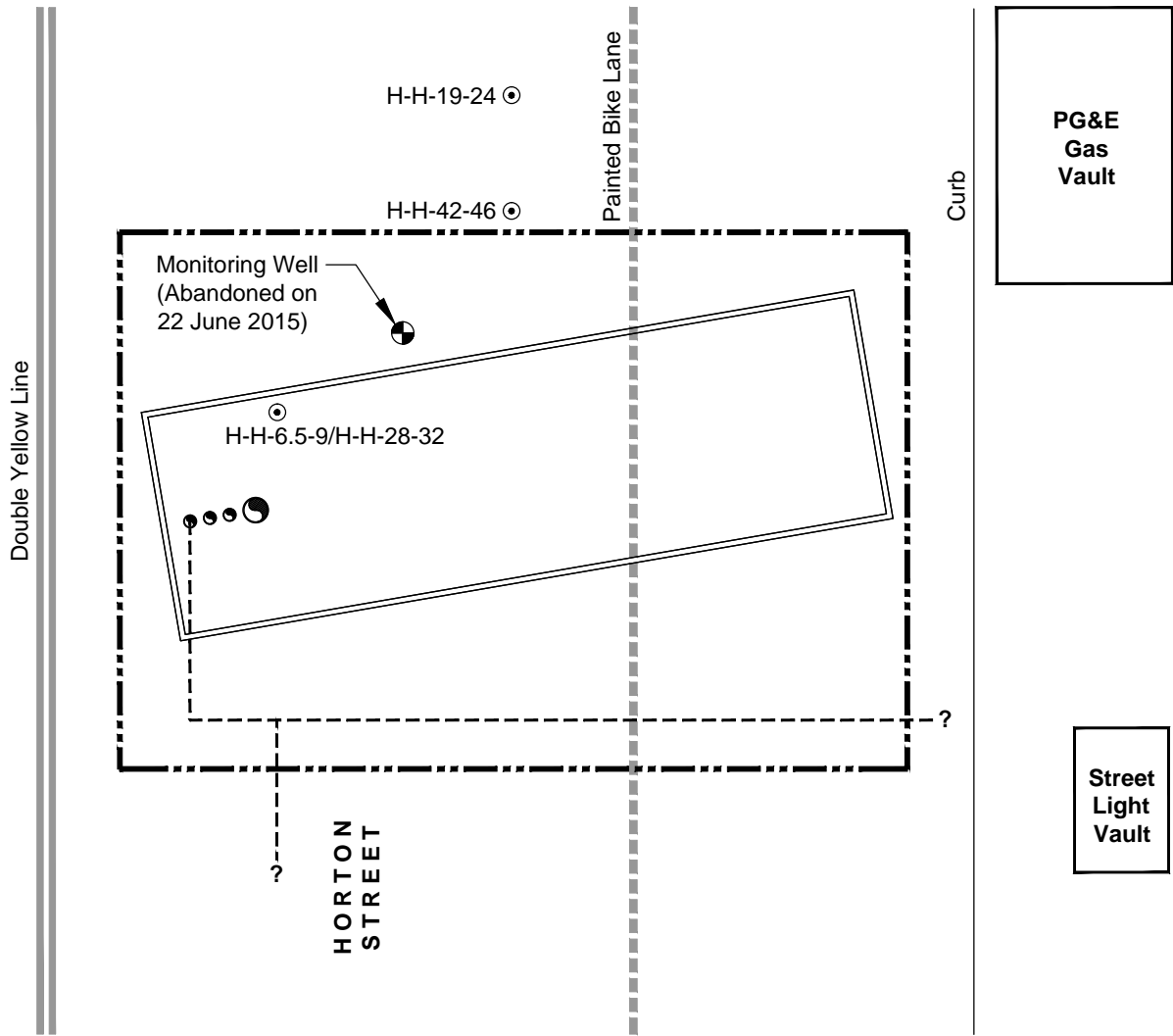
- 1. All locations are approximate.



Erler & Kalinowski, Inc.

UST Closure Plot Plan

Emeryville, CA
 August 2015
 EKI B20006.00
Figure 1



Legend:

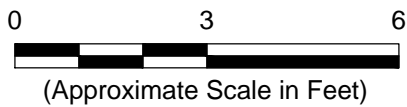
- Approximate Location of UST
- Approximate Limit of UST Excavation Pit
- Approximate Location of Associated UST Piping
- UST Fuel, Product, and Vent Ports
- Borehole

Abbreviations:

UST = underground storage tank

Notes:

1. All locations are approximate.

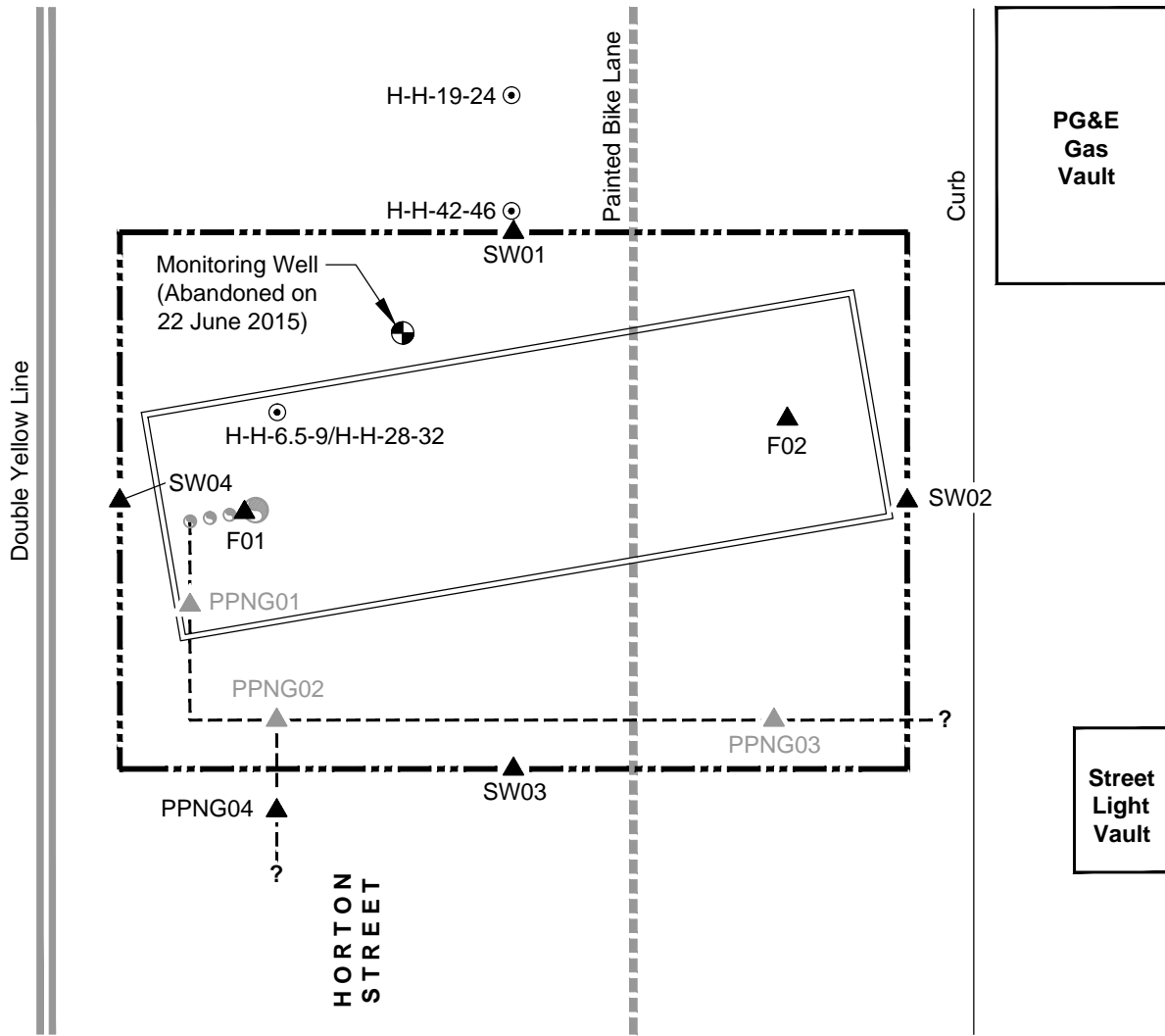


Erler & Kalinowski, Inc.

UST Plan View

Emeryville, CA
 August 2015
 EKI B20006.00

Figure 2



Legend:

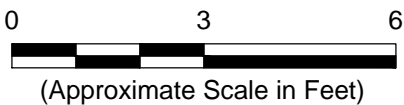
- Approximate Location of UST
- Approximate Limit of UST Excavation Pit
- Approximate Location of Associated UST Piping
- UST Fuel, Product, and Vent Ports
- Borehole
- Confirmation Soil Sampling Location

Abbreviations:

UST = underground storage tank

Notes:

1. All locations are approximate.
2. Grayed out confirmation soil sample locations have been over-excavated during UST demolition activities.



Erler & Kalinowski, Inc.

Soil Sampling Locations

Emeryville, CA
August 2015
EKI B20006.00

Figure 3

Underground Storage Tank Closure Report
5679 Horton Street, Emeryville, California

Attachment 1

Laboratory Analytical Reports Including Chain-of-Custody Records

K PRIME, Inc.

CONSULTING ANALYTICAL CHEMISTS

3621 Westwind Blvd.
Santa Rosa CA 95403
Phone: 707 527 7574
FAX: 707 527 7879

TRANSMITTAL

DATE: 5/13/2015

TO: MS. JOY SU
MS. JESSICA DAUGHERTY
MR. WILL HASSETT
ERLER & KALINOWSKI, INC.
1870 OGDEN DRIVE
BURLINGAME, CA 94010

ACCT: 9115
PROJ: A40028.01 T5

Phone: 650-292-9100
Email: labs@ekiconsult.com
jsu@ekiconsult.com
jdaugherty@ekiconsult.com
whassett@ekiconsult.com

FROM: Richard A. Kage1, Ph.D.
Laboratory Director

*RAK m dr
5/13/2015*

SUBJECT: LABORATORY RESULTS FOR YOUR PROJECT A40028.01 T5

Enclosed please find K Prime's laboratory reports for the following samples:

SAMPLE ID	TYPE	DATE	TIME	KPI LAB #
H-G-18-22	WATER	5/5/2015	10:13	132544
H-G-18-22	WATER	5/5/2015	17:19	132545
H-H-19-24	WATER	5/5/2015	17:15	132546
H-G-60-65	WATER	5/5/2015	12:56	132547
H-G-60-65-DUP	WATER	5/5/2015	12:56	132548
H-H-28-32	WATER	5/5/2015	14:33	132549
H-G-36-40	WATER	5/5/2015	16:55	132550

The above listed sample group was received on 5/5/2015 and tested as requested on the chain of custody document.

Please call me if you have any questions or need further information.
Thank you for this opportunity to be of service.

K PRIME, INC.
LABORATORY REPORT

K PRIME PROJECT: 9115
CLIENT PROJECT: A40028.01 T5

METHOD: GRO-GASOLINE RANGE ORGANICS
REFERENCE: EPA 8015B

SAMPLE TYPE: WATER
UNITS: mg/L

SAMPLE ID	LAB NO.	DATE	TIME	BATCH	DATE	MRL	SAMPLE	GRO
		SAMPLED	SAMPLED	ID	ANALYZED			
H-G-18-22	132545	05/05/2015	17:19	042715W1	05/06/2015	0.050	0.490	AE, CO
H-H-19-24	132546	05/05/2015	17:15	042715W1	05/07/2015	0.050	0.781	AE, CO

NOTES:

ND - NOT DETECTED AT OR ABOVE THE STATED METHOD REPORTING LIMIT

NA - NOT APPLICABLE OR AVAILABLE

MRL - METHOD REPORTING LIMIT

AE - UNKNOWN HYDROCARBON WITH A SINGLE PEAK

AN - UNKNOWN HYDROCARBON WITH SEVERAL PEAKS

AS - HEAVIER HYDROCARBON THAN GASOLINE CONTRIBUTING TO GRO VALUE

CO - HYDROCARBON RESPONSE IN GASOLINE RANGE BUT DOES NOT RESEMBLE GASOLINE

APPROVED BY: CW
DATE: 05/13/2015

K PRIME, INC.
LABORATORY REPORT

K PRIME PROJECT: 9115
CLIENT PROJECT: A40028.01 T5

SAMPLE ID: H-G-18-22
LAB NO: 132544
DATE SAMPLED: 05/05/2015
TIME SAMPLED: 10:13
BATCH #: 050115W1
DATE ANALYZED: 05/08/2015

METHOD: VOLATILE ORGANIC COMPOUNDS
REFERENCE: EPA 5030/8260

SAMPLE TYPE: WATER
UNITS: ug/L

COMPOUND NAME	CAS NO.	REPORTING LIMIT	SAMPLE CONC
DICHLORODIFLUOROMETHANE	75-71-8	10.0	ND
CHLOROMETHANE	74-87-3	10.0	ND
VINYL CHLORIDE	75-01-4	10.0	16.5
BROMOMETHANE	74-83-9	10.0	ND
CHLOROETHANE	75-00-3	10.0	ND
TRICHLOROFLUOROMETHANE	75-69-4	10.0	ND
1,1-DICHLOROETHENE	75-35-4	10.0	ND
TRICHLOROTRIFLUOROETHANE	76-13-1	10.0	10.9
METHYLENE CHLORIDE	75-09-2	50.0	ND
TRANS-1,2-DICHLOROETHENE	156-60-5	10.0	92.9
1,1-DICHLOROETHANE	75-34-3	10.0	18.4
CIS-1,2-DICHLOROETHENE	156-59-2	10.0	165
2,2-DICHLOROPROPANE	594-20-7	10.0	ND
BROMOCHLOROMETHANE	74-97-5	10.0	ND
CHLOROFORM	67-66-3	10.0	ND
1,1,1-TRICHLOROETHANE	71-55-6	10.0	ND
CARBON TETRACHLORIDE	56-23-5	10.0	ND
1,1-DICHLOROPROPENE	563-58-6	10.0	ND
BENZENE	71-43-2	10.0	ND
1,2-DICHLOROETHANE	107-06-2	10.0	ND
TRICHLOROETHENE	79-01-6	10.0	1440
1,2-DICHLOROPROPANE	78-87-5	10.0	ND
DIBROMOMETHANE	74-95-3	10.0	ND
BROMODICHLOROMETHANE	75-27-4	10.0	ND
TRANS-1,3-DICHLOROPROPENE	10061-02-6	10.0	ND
TOLUENE	108-88-3	10.0	ND
CIS-1,3-DICHLOROPROPENE	10061-01-5	10.0	ND
1,1,2-TRICHLOROETHANE	79-00-5	10.0	ND
TETRACHLOROETHENE	127-18-4	10.0	ND
1,3-DICHLOROPROPANE	142-28-9	10.0	ND
DIBROMOCHLOROMETHANE	124-48-1	10.0	ND
1,2-DIBROMOETHANE	106-93-4	10.0	ND
CHLOROBENZENE	108-90-7	10.0	ND
1,1,1,2-TETRACHLOROETHANE	630-20-6	10.0	ND
ETHYLBENZENE	100-41-4	10.0	ND
XYLENE (M+P)	1330-20-7	10.0	ND
XYLENE (O)	1330-20-7	10.0	ND
STYRENE	100-42-5	10.0	ND
BROMOFORM	75-25-2	10.0	ND
ISOPROPYLBENZENE	98-82-8	10.0	ND
1,1,2,2-TETRACHLOROETHANE	79-34-5	10.0	ND
BROMOBENZENE	108-86-1	10.0	ND
1,2,3-TRICHLOROPROPANE	96-18-4	10.0	ND
N-PROPYLBENZENE	103-65-1	10.0	ND
2-CHLOROTOLUENE	95-49-8	10.0	ND

K PRIME, INC.
LABORATORY REPORT

K PRIME PROJECT: 9115
CLIENT PROJECT: A40028.01 T5

SAMPLE ID: H-G-18-22
LAB NO: 132544
DATE SAMPLED: 05/05/2015
TIME SAMPLED: 10:13
BATCH #: 050115W1
DATE ANALYZED: 05/08/2015

METHOD: VOLATILE ORGANIC COMPOUNDS
REFERENCE: EPA 5030/8260

SAMPLE TYPE: WATER
UNITS: ug/L

COMPOUND NAME	CAS NO.	REPORTING LIMIT	SAMPLE CONC
1,3,5-TRIMETHYLBENZENE	108-67-8	10.0	ND
4-CHLOROTOLUENE	106-43-4	10.0	ND
TERT-BUTYLBENZENE	98-06-6	10.0	ND
1,2,4-TRIMETHYLBENZENE	95-63-6	10.0	ND
SEC-BUTYLBENZENE	135-98-8	10.0	ND
1,3-DICHLOROBENZENE	541-73-1	10.0	ND
4-ISOPROPYLTOLUENE	99-87-6	10.0	ND
1,4-DICHLOROBENZENE	106-46-7	10.0	ND
N-BUTYLBENZENE	104-51-8	10.0	ND
1,2-DICHLOROBENZENE	95-50-1	10.0	ND
1,2-DIBROMO-3-CHLOROPROPANE	96-12-8	10.0	ND
1,2,4-TRICHLOROBENZENE	120-82-1	20.0	ND
HEXACHLOROBUTADIENE	87-68-3	20.0	ND
NAPHTHALENE	91-20-3	20.0	ND
1,2,3-TRICHLOROBENZENE	87-61-6	20.0	ND
METHYL TERT-BUTYL ETHER (MTBE)	1634-04-4	10.0	ND

SURROGATE RECOVERY	%
DIBROMOFLUOROMETHANE	103
TOLUENE-D8	102
4-BROMOFLUOROBENZENE	91

NOTES:

ND - NOT DETECTED AT OR ABOVE THE STATED REPORTING LIMIT

NA - NOT APPLICABLE OR AVAILABLE

APPROVED BY: UCW
DATE: 05/13/2015

K PRIME, INC.
LABORATORY REPORT

K PRIME PROJECT: 9115
CLIENT PROJECT: A40028.01 T5

SAMPLE ID: H-H-19-24
LAB NO: 132546
DATE SAMPLED: 05/05/2015
TIME SAMPLED: 17:15
BATCH #: 050115W1
DATE ANALYZED: 05/08/2015

METHOD: VOLATILE ORGANIC COMPOUNDS
REFERENCE: EPA 5030/8260

SAMPLE TYPE: WATER
UNITS: ug/L

COMPOUND NAME	CAS NO.	REPORTING LIMIT	SAMPLE CONC
DICHLORODIFLUOROMETHANE	75-71-8	10.0	ND
CHLOROMETHANE	74-87-3	10.0	ND
VINYL CHLORIDE	75-01-4	10.0	10.6
BROMOMETHANE	74-83-9	10.0	ND
CHLOROETHANE	75-00-3	10.0	ND
TRICHLOROFLUOROMETHANE	75-69-4	10.0	ND
1,1-DICHLOROETHENE	75-35-4	10.0	ND
TRICHLOROTRIFLUOROETHANE	76-13-1	10.0	ND
METHYLENE CHLORIDE	75-09-2	50.0	ND
TRANS-1,2-DICHLOROETHENE	156-60-5	10.0	123
1,1-DICHLOROETHANE	75-34-3	10.0	ND
CIS-1,2-DICHLOROETHENE	156-59-2	10.0	185
2,2-DICHLOROPROPANE	594-20-7	10.0	ND
BROMOCHLOROMETHANE	74-97-5	10.0	ND
CHLOROFORM	67-66-3	10.0	ND
1,1,1-TRICHLOROETHANE	71-55-6	10.0	ND
CARBON TETRACHLORIDE	56-23-5	10.0	ND
1,1-DICHLOROPROPENE	563-58-6	10.0	ND
BENZENE	71-43-2	10.0	ND
1,2-DICHLOROETHANE	107-06-2	10.0	24.1
TRICHLOROETHENE	79-01-6	10.0	1530
1,2-DICHLOROPROPANE	78-87-5	10.0	ND
DIBROMOMETHANE	74-95-3	10.0	ND
BROMODICHLOROMETHANE	75-27-4	10.0	ND
TRANS-1,3-DICHLOROPROPENE	10061-02-6	10.0	ND
TOLUENE	108-88-3	10.0	ND
CIS-1,3-DICHLOROPROPENE	10061-01-5	10.0	ND
1,1,2-TRICHLOROETHANE	79-00-5	10.0	ND
TETRACHLOROETHENE	127-18-4	10.0	ND
1,3-DICHLOROPROPANE	142-28-9	10.0	ND
DIBROMOCHLOROMETHANE	124-48-1	10.0	ND
1,2-DIBROMOETHANE	106-93-4	10.0	ND
CHLOROBENZENE	108-90-7	10.0	ND
1,1,1,2-TETRACHLOROETHANE	630-20-6	10.0	ND
ETHYLBENZENE	100-41-4	10.0	ND
XYLENE (M+P)	1330-20-7	10.0	ND
XYLENE (O)	1330-20-7	10.0	ND
STYRENE	100-42-5	10.0	ND
BROMOFORM	75-25-2	10.0	ND
ISOPROPYLBENZENE	98-82-8	10.0	ND
1,1,1,2,2-TETRACHLOROETHANE	79-34-5	10.0	ND
BROMOBENZENE	108-86-1	10.0	ND
1,2,3-TRICHLOROPROPANE	96-18-4	10.0	ND
N-PROPYLBENZENE	103-65-1	10.0	ND
2-CHLOROTOLUENE	95-49-8	10.0	ND

K PRIME, INC.
LABORATORY REPORT

K PRIME PROJECT: 9115
CLIENT PROJECT: A40028.01 T5

SAMPLE ID: H-H-19-24
LAB NO: 132546
DATE SAMPLED: 05/05/2015
TIME SAMPLED: 17:15
BATCH #: 050115W1
DATE ANALYZED: 05/08/2015

METHOD: VOLATILE ORGANIC COMPOUNDS
REFERENCE: EPA 5030/8260

SAMPLE TYPE: WATER
UNITS: ug/L

COMPOUND NAME	CAS NO.	REPORTING LIMIT	SAMPLE CONC
1,3,5-TRIMETHYLBENZENE	108-67-8	10.0	ND
4-CHLOROTOLUENE	106-43-4	10.0	ND
TERT-BUTYLBENZENE	98-06-6	10.0	ND
1,2,4-TRIMETHYLBENZENE	95-63-6	10.0	ND
SEC-BUTYLBENZENE	135-98-8	10.0	ND
1,3-DICHLOROBENZENE	541-73-1	10.0	ND
4-ISOPROPYLTOLUENE	99-87-6	10.0	ND
1,4-DICHLOROBENZENE	106-46-7	10.0	ND
N-BUTYLBENZENE	104-51-8	10.0	ND
1,2-DICHLOROBENZENE	95-50-1	10.0	ND
1,2-DIBROMO-3-CHLOROPROPANE	96-12-8	10.0	ND
1,2,4-TRICHLOROBENZENE	120-82-1	20.0	ND
HEXACHLOROBUTADIENE	87-68-3	20.0	ND
NAPHTHALENE	91-20-3	20.0	ND
1,2,3-TRICHLOROBENZENE	87-61-6	20.0	ND
METHYL TERT-BUTYL ETHER (MTBE)	1634-04-4	10.0	ND

SURROGATE RECOVERY	%
DIBROMOFLUOROMETHANE	103
TOLUENE-D8	104
4-BROMOFLUOROBENZENE	92

NOTES:

ND - NOT DETECTED AT OR ABOVE THE STATED REPORTING LIMIT

NA - NOT APPLICABLE OR AVAILABLE

APPROVED BY:
DATE: 05/13/2015

K PRIME, INC.
LABORATORY REPORT

SAMPLE ID: H-G-60-65
LAB NO: 132547
DATE SAMPLED: 05/05/2015
TIME SAMPLED: 12:56
BATCH #: 050115W1
DATE ANALYZED: 05/08/2015

K PRIME PROJECT: 9115
CLIENT PROJECT: A40028.01 T5

METHOD: VOLATILE ORGANIC COMPOUNDS
REFERENCE: EPA 5030/8260

SAMPLE TYPE: WATER
UNITS: ug/L

COMPOUND NAME	CAS NO.	REPORTING LIMIT	SAMPLE CONC
DICHLORODIFLUOROMETHANE	75-71-8	0.500	ND
CHLOROMETHANE	74-87-3	0.500	ND
VINYL CHLORIDE	75-01-4	0.500	ND
BROMOMETHANE	74-83-9	0.500	ND
CHLOROETHANE	75-00-3	0.500	ND
TRICHLOROFLUOROMETHANE	75-69-4	0.500	ND
1,1-DICHLOROETHENE	75-35-4	0.500	ND
TRICHLOROTRIFLUOROETHANE	76-13-1	0.500	ND
METHYLENE CHLORIDE	75-09-2	2.50	ND
TRANS-1,2-DICHLOROETHENE	156-60-5	0.500	ND
1,1-DICHLOROETHANE	75-34-3	0.500	ND
CIS-1,2-DICHLOROETHENE	156-59-2	0.500	ND
2,2-DICHLOROPROPANE	594-20-7	0.500	ND
BROMOCHLOROMETHANE	74-97-5	0.500	ND
CHLOROFORM	67-66-3	0.500	ND
1,1,1-TRICHLOROETHANE	71-55-6	0.500	ND
CARBON TETRACHLORIDE	56-23-5	0.500	ND
1,1-DICHLOROPROPENE	563-58-6	0.500	ND
BENZENE	71-43-2	0.500	ND
1,2-DICHLOROETHANE	107-06-2	0.500	ND
TRICHLOROETHENE	79-01-6	0.500	ND
1,2-DICHLOROPROPANE	78-87-5	0.500	ND
DIBROMOMETHANE	74-95-3	0.500	ND
BROMODICHLOROMETHANE	75-27-4	0.500	ND
TRANS-1,3-DICHLOROPROPENE	10061-02-6	0.500	ND
TOLUENE	108-88-3	0.500	ND
CIS-1,3-DICHLOROPROPENE	10061-01-5	0.500	ND
1,1,2-TRICHLOROETHANE	79-00-5	0.500	ND
TETRACHLOROETHENE	127-18-4	0.500	ND
1,3-DICHLOROPROPANE	142-28-9	0.500	ND
DIBROMOCHLOROMETHANE	124-48-1	0.500	ND
1,2-DIBROMOETHANE	106-93-4	0.500	ND
CHLOROBENZENE	108-90-7	0.500	ND
1,1,1,2-TETRACHLOROETHANE	630-20-6	0.500	ND
ETHYLBENZENE	100-41-4	0.500	ND
XYLENE (M+P)	1330-20-7	0.500	ND
XYLENE (O)	1330-20-7	0.500	ND
STYRENE	100-42-5	0.500	ND
BROMOFORM	75-25-2	0.500	ND
ISOPROPYLBENZENE	98-82-8	0.500	ND
1,1,2,2-TETRACHLOROETHANE	79-34-5	0.500	ND
BROMOBENZENE	108-86-1	0.500	ND
1,2,3-TRICHLOROPROPANE	96-18-4	0.500	ND
N-PROPYLBENZENE	103-65-1	0.500	ND
2-CHLOROTOLUENE	95-49-8	0.500	ND

K PRIME, INC.
LABORATORY REPORT

SAMPLE ID: H-G-60-65
LAB NO: 132547
DATE SAMPLED: 05/05/2015
TIME SAMPLED: 12:56
BATCH #: 050115W1
DATE ANALYZED: 05/08/2015

K PRIME PROJECT: 9115
CLIENT PROJECT: A40028.01 T5

METHOD: VOLATILE ORGANIC COMPOUNDS
REFERENCE: EPA 5030/8260

SAMPLE TYPE: WATER
UNITS: ug/L

COMPOUND NAME	CAS NO.	REPORTING LIMIT	SAMPLE CONC
1,3,5-TRIMETHYLBENZENE	108-67-8	0.500	ND
4-CHLOROTOLUENE	106-43-4	0.500	ND
TERT-BUTYLBENZENE	98-06-6	0.500	ND
1,2,4-TRIMETHYLBENZENE	95-63-6	0.500	ND
SEC-BUTYLBENZENE	135-98-8	0.500	ND
1,3-DICHLOROBENZENE	541-73-1	0.500	ND
4-ISOPROPYLTOLUENE	99-87-6	0.500	ND
1,4-DICHLOROBENZENE	106-46-7	0.500	ND
N-BUTYLBENZENE	104-51-8	0.500	ND
1,2-DICHLOROBENZENE	95-50-1	0.500	ND
1,2-DIBROMO-3-CHLOROPROPANE	96-12-8	0.500	ND
1,2,4-TRICHLOROBENZENE	120-82-1	1.00	ND
HEXACHLOROBUTADIENE	87-68-3	1.00	ND
NAPHTHALENE	91-20-3	1.00	ND
1,2,3-TRICHLOROBENZENE	87-61-6	1.00	ND

SURROGATE RECOVERY	%
DIBROMOFLUOROMETHANE	107
TOLUENE-D8	102
4-BROMOFLUOROBENZENE	91

NOTES:

ND - NOT DETECTED AT OR ABOVE THE STATED REPORTING LIMIT

NA - NOT APPLICABLE OR AVAILABLE

APPROVED BY: chw
DATE: 05/13/2015

K PRIME, INC.
LABORATORY REPORT

K PRIME PROJECT: 9115
CLIENT PROJECT: A40028.01 T5

SAMPLE ID: H-G-60-65-DUP
LAB NO: 132548
DATE SAMPLED: 05/05/2015
TIME SAMPLED: 12:56
BATCH #: 050115W1
DATE ANALYZED: 05/08/2015

METHOD: VOLATILE ORGANIC COMPOUNDS
REFERENCE: EPA 5030/8260

SAMPLE TYPE: WATER
UNITS: ug/L

COMPOUND NAME	CAS NO.	REPORTING LIMIT	SAMPLE CONC
DICHLORODIFLUOROMETHANE	75-71-8	0.500	ND
CHLOROMETHANE	74-87-3	0.500	ND
VINYL CHLORIDE	75-01-4	0.500	ND
BROMOMETHANE	74-83-9	0.500	ND
CHLOROETHANE	75-00-3	0.500	ND
TRICHLOROFLUOROMETHANE	75-69-4	0.500	ND
1,1-DICHLOROETHENE	75-35-4	0.500	ND
TRICHLOROTRIFLUOROETHANE	76-13-1	0.500	ND
METHYLENE CHLORIDE	75-09-2	2.50	ND
TRANS-1,2-DICHLOROETHENE	156-60-5	0.500	ND
1,1-DICHLOROETHANE	75-34-3	0.500	ND
CIS-1,2-DICHLOROETHENE	156-59-2	0.500	ND
2,2-DICHLOROPROPANE	594-20-7	0.500	ND
BROMOCHLOROMETHANE	74-97-5	0.500	ND
CHLOROFORM	67-66-3	0.500	ND
1,1,1-TRICHLOROETHANE	71-55-6	0.500	ND
CARBON TETRACHLORIDE	56-23-5	0.500	ND
1,1-DICHLOROPROPENE	563-58-6	0.500	ND
BENZENE	71-43-2	0.500	ND
1,2-DICHLOROETHANE	107-06-2	0.500	ND
TRICHLOROETHENE	79-01-6	0.500	ND
1,2-DICHLOROPROPANE	78-87-5	0.500	ND
DIBROMOMETHANE	74-95-3	0.500	ND
BROMODICHLOROMETHANE	75-27-4	0.500	ND
TRANS-1,3-DICHLOROPROPENE	10061-02-6	0.500	ND
TOLUENE	108-88-3	0.500	ND
CIS-1,3-DICHLOROPROPENE	10061-01-5	0.500	ND
1,1,2-TRICHLOROETHANE	79-00-5	0.500	ND
TETRACHLOROETHENE	127-18-4	0.500	ND
1,3-DICHLOROPROPANE	142-28-9	0.500	ND
DIBROMOCHLOROMETHANE	124-48-1	0.500	ND
1,2-DIBROMOETHANE	106-93-4	0.500	ND
CHLOROBENZENE	108-90-7	0.500	ND
1,1,1,2-TETRACHLOROETHANE	630-20-6	0.500	ND
ETHYLBENZENE	100-41-4	0.500	ND
XYLENE (M+P)	1330-20-7	0.500	ND
XYLENE (O)	1330-20-7	0.500	ND
STYRENE	100-42-5	0.500	ND
BROMOFORM	75-25-2	0.500	ND
ISOPROPYLBENZENE	98-82-8	0.500	ND
1,1,2,2-TETRACHLOROETHANE	79-34-5	0.500	ND
BROMOBENZENE	108-86-1	0.500	ND
1,2,3-TRICHLOROPROPANE	96-18-4	0.500	ND
N-PROPYLBENZENE	103-65-1	0.500	ND
2-CHLOROTOLUENE	95-49-8	0.500	ND

K PRIME, INC.
LABORATORY REPORT

K PRIME PROJECT: 9115
CLIENT PROJECT: A40028.01 T5

SAMPLE ID: H-G-60-65-DUP
LAB NO: 132548
DATE SAMPLED: 05/05/2015
TIME SAMPLED: 12:56
BATCH #: 050115W1
DATE ANALYZED: 05/08/2015

METHOD: VOLATILE ORGANIC COMPOUNDS
REFERENCE: EPA 5030/8260

SAMPLE TYPE: WATER
UNITS: ug/L

COMPOUND NAME	CAS NO.	REPORTING LIMIT	SAMPLE CONC
1,3,5-TRIMETHYLBENZENE	108-67-8	0.500	ND
4-CHLOROTOLUENE	106-43-4	0.500	ND
TERT-BUTYLBENZENE	98-06-6	0.500	ND
1,2,4-TRIMETHYLBENZENE	95-63-6	0.500	ND
SEC-BUTYLBENZENE	135-98-8	0.500	ND
1,3-DICHLOROBENZENE	541-73-1	0.500	ND
4-ISOPROPYLTOLUENE	99-87-6	0.500	ND
1,4-DICHLOROBENZENE	106-46-7	0.500	ND
N-BUTYLBENZENE	104-51-8	0.500	ND
1,2-DICHLOROBENZENE	95-50-1	0.500	ND
1,2-DIBROMO-3-CHLOROPROPANE	96-12-8	0.500	ND
1,2,4-TRICHLOROBENZENE	120-82-1	1.00	ND
HEXACHLOROBUTADIENE	87-68-3	1.00	ND
NAPHTHALENE	91-20-3	1.00	ND
1,2,3-TRICHLOROBENZENE	87-61-6	1.00	ND

SURROGATE RECOVERY	%
DIBROMOFLUOROMETHANE	77
TOLUENE-D8	102
4-BROMOFLUOROBENZENE	93

NOTES:

ND - NOT DETECTED AT OR ABOVE THE STATED REPORTING LIMIT
NA - NOT APPLICABLE OR AVAILABLE

APPROVED BY: Ch
DATE: 05/13/2015

K PRIME, INC.
LABORATORY REPORT

SAMPLE ID: H-H-28-32
LAB NO: 132549
DATE SAMPLED: 05/05/2015
TIME SAMPLED: 14:33
BATCH #: 050115W1
DATE ANALYZED: 05/08/2015

K PRIME PROJECT: 9115
CLIENT PROJECT: A40028.01 T5

METHOD: VOLATILE ORGANIC COMPOUNDS
REFERENCE: EPA 5030/8260

SAMPLE TYPE: WATER
UNITS: ug/L

COMPOUND NAME	CAS NO.	REPORTING LIMIT	SAMPLE CONC
DICHLORODIFLUOROMETHANE	75-71-8	0.500	ND
CHLOROMETHANE	74-87-3	0.500	ND
VINYL CHLORIDE	75-01-4	0.500	ND
BROMOMETHANE	74-83-9	0.500	ND
CHLOROETHANE	75-00-3	0.500	ND
TRICHLOROFLUOROMETHANE	75-69-4	0.500	ND
1,1-DICHLOROETHENE	75-35-4	0.500	ND
TRICHLOROTRIFLUOROETHANE	76-13-1	0.500	ND
METHYLENE CHLORIDE	75-09-2	2.50	ND
TRANS-1,2-DICHLOROETHENE	156-60-5	0.500	ND
1,1-DICHLOROETHANE	75-34-3	0.500	ND
CIS-1,2-DICHLOROETHENE	156-59-2	0.500	ND
2,2-DICHLOROPROPANE	594-20-7	0.500	ND
BROMOCHLOROMETHANE	74-97-5	0.500	ND
CHLOROFORM	67-66-3	0.500	ND
1,1,1-TRICHLOROETHANE	71-55-6	0.500	ND
CARBON TETRACHLORIDE	56-23-5	0.500	ND
1,1-DICHLOROPROPENE	563-58-6	0.500	ND
BENZENE	71-43-2	0.500	2.92
1,2-DICHLOROETHANE	107-06-2	0.500	ND
TRICHLOROETHENE	79-01-6	0.500	ND
1,2-DICHLOROPROPANE	78-87-5	0.500	ND
DIBROMOMETHANE	74-95-3	0.500	ND
BROMODICHLOROMETHANE	75-27-4	0.500	ND
TRANS-1,3-DICHLOROPROPENE	10061-02-6	0.500	ND
TOLUENE	108-88-3	0.500	ND
CIS-1,3-DICHLOROPROPENE	10061-01-5	0.500	ND
1,1,2-TRICHLOROETHANE	79-00-5	0.500	ND
TETRACHLOROETHENE	127-18-4	0.500	ND
1,3-DICHLOROPROPANE	142-28-9	0.500	ND
DIBROMOCHLOROMETHANE	124-48-1	0.500	ND
1,2-DIBROMOETHANE	106-93-4	0.500	ND
CHLOROBENZENE	108-90-7	0.500	ND
1,1,1,2-TETRACHLOROETHANE	630-20-6	0.500	ND
ETHYLBENZENE	100-41-4	0.500	3.60
XYLENE (M+P)	1330-20-7	0.500	15.0
XYLENE (O)	1330-20-7	0.500	5.13
STYRENE	100-42-5	0.500	ND
BROMOFORM	75-25-2	0.500	ND
ISOPROPYLBENZENE	98-82-8	0.500	1.17
1,1,2,2-TETRACHLOROETHANE	79-34-5	0.500	ND
BROMOBENZENE	108-86-1	0.500	ND
1,2,3-TRICHLOROPROPANE	96-18-4	0.500	ND
N-PROPYLBENZENE	103-65-1	0.500	1.82
2-CHLOROTOLUENE	95-49-8	0.500	ND

K PRIME, INC.
LABORATORY REPORT

K PRIME PROJECT: 9115
CLIENT PROJECT: A40028.01 T5

SAMPLE ID: H-H-28-32
LAB NO: 132549
DATE SAMPLED: 05/05/2015
TIME SAMPLED: 14:33
BATCH #: 050115W1
DATE ANALYZED: 05/08/2015

METHOD: VOLATILE ORGANIC COMPOUNDS
REFERENCE: EPA 5030/8260

SAMPLE TYPE: WATER
UNITS: ug/L

COMPOUND NAME	CAS NO.	REPORTING LIMIT	SAMPLE CONC
1,3,5-TRIMETHYLBENZENE	108-67-8	0.500	4.58
4-CHLOROTOLUENE	106-43-4	0.500	ND
TERT-BUTYLBENZENE	98-06-6	0.500	ND
1,2,4-TRIMETHYLBENZENE	95-63-6	0.500	15.9
SEC-BUTYLBENZENE	135-98-8	0.500	1.09
1,3-DICHLOROBENZENE	541-73-1	0.500	ND
4-ISOPROPYLTOLUENE	99-87-6	0.500	ND
1,4-DICHLOROBENZENE	106-46-7	0.500	ND
N-BUTYLBENZENE	104-51-8	0.500	2.14
1,2-DICHLOROBENZENE	95-50-1	0.500	ND
1,2-DIBROMO-3-CHLOROPROPANE	96-12-8	0.500	ND
1,2,4-TRICHLOROBENZENE	120-82-1	1.00	ND
HEXACHLOROBUTADIENE	87-68-3	1.00	ND
NAPHTHALENE	91-20-3	1.00	35.9
1,2,3-TRICHLOROBENZENE	87-61-6	1.00	ND

SURROGATE RECOVERY	%
DIBROMOFLUOROMETHANE	107
TOLUENE-D8	108
4-BROMOFLUOROBENZENE	106

NOTES:

ND - NOT DETECTED AT OR ABOVE THE STATED REPORTING LIMIT
NA - NOT APPLICABLE OR AVAILABLE

APPROVED BY:
DATE: 05/13/2015

K PRIME, INC.
LABORATORY REPORT

K PRIME PROJECT: 9115
CLIENT PROJECT: A40028.01 T5

SAMPLE ID: H-G-36-40
LAB NO: 132550
DATE SAMPLED: 05/05/2015
TIME SAMPLED: 16:55
BATCH #: 050115W1
DATE ANALYZED: 05/08/2015

METHOD: VOLATILE ORGANIC COMPOUNDS
REFERENCE: EPA 5030/8260

SAMPLE TYPE: WATER
UNITS: ug/L

COMPOUND NAME	CAS NO.	REPORTING LIMIT	SAMPLE CONC
DICHLORODIFLUOROMETHANE	75-71-8	0.500	ND
CHLOROMETHANE	74-87-3	0.500	ND
VINYL CHLORIDE	75-01-4	0.500	ND
BROMOMETHANE	74-83-9	0.500	ND
CHLOROETHANE	75-00-3	0.500	ND
TRICHLOROFLUOROMETHANE	75-69-4	0.500	ND
1,1-DICHLOROETHENE	75-35-4	0.500	ND
TRICHLOROTRIFLUOROETHANE	76-13-1	0.500	ND
METHYLENE CHLORIDE	75-09-2	2.50	ND
TRANS-1,2-DICHLOROETHENE	156-60-5	0.500	ND
1,1-DICHLOROETHANE	75-34-3	0.500	ND
CIS-1,2-DICHLOROETHENE	156-59-2	0.500	ND
2,2-DICHLOROPROPANE	594-20-7	0.500	ND
BROMOCHLOROMETHANE	74-97-5	0.500	ND
CHLOROFORM	67-66-3	0.500	ND
1,1,1-TRICHLOROETHANE	71-55-6	0.500	ND
CARBON TETRACHLORIDE	56-23-5	0.500	ND
1,1-DICHLOROPROPENE	563-58-6	0.500	ND
BENZENE	71-43-2	0.500	ND
1,2-DICHLOROETHANE	107-06-2	0.500	ND
TRICHLOROETHENE	79-01-6	0.500	0.820
1,2-DICHLOROPROPANE	78-87-5	0.500	ND
DIBROMOMETHANE	74-95-3	0.500	ND
BROMODICHLOROMETHANE	75-27-4	0.500	ND
TRANS-1,3-DICHLOROPROPENE	10061-02-6	0.500	ND
TOLUENE	108-88-3	0.500	ND
CIS-1,3-DICHLOROPROPENE	10061-01-5	0.500	ND
1,1,2-TRICHLOROETHANE	79-00-5	0.500	ND
TETRACHLOROETHENE	127-18-4	0.500	ND
1,3-DICHLOROPROPANE	142-28-9	0.500	ND
DIBROMOCHLOROMETHANE	124-48-1	0.500	ND
1,2-DIBROMOETHANE	106-93-4	0.500	ND
CHLOROBENZENE	108-90-7	0.500	ND
1,1,1,2-TETRACHLOROETHANE	630-20-6	0.500	ND
ETHYLBENZENE	100-41-4	0.500	ND
XYLENE (M+P)	1330-20-7	0.500	ND
XYLENE (O)	1330-20-7	0.500	ND
STYRENE	100-42-5	0.500	ND
BROMOFORM	75-25-2	0.500	ND
ISOPROPYLBENZENE	98-82-8	0.500	ND
1,1,2,2-TETRACHLOROETHANE	79-34-5	0.500	ND
BROMOBENZENE	108-86-1	0.500	ND
1,2,3-TRICHLOROPROPANE	96-18-4	0.500	ND
N-PROPYLBENZENE	103-65-1	0.500	ND
2-CHLOROTOLUENE	95-49-8	0.500	ND

K PRIME, INC.
LABORATORY REPORT

SAMPLE ID: H-G-36-40
LAB NO: 132550
DATE SAMPLED: 05/05/2015
TIME SAMPLED: 16:55
BATCH #: 050115W1
DATE ANALYZED: 05/08/2015

K PRIME PROJECT: 9115
CLIENT PROJECT: A40028.01 T5

METHOD: VOLATILE ORGANIC COMPOUNDS
REFERENCE: EPA 5030/8260

SAMPLE TYPE: WATER
UNITS: ug/L

COMPOUND NAME	CAS NO.	REPORTING LIMIT	SAMPLE CONC
1,3,5-TRIMETHYLBENZENE	108-67-8	0.500	ND
4-CHLOROTOLUENE	106-43-4	0.500	ND
TERT-BUTYLBENZENE	98-06-6	0.500	ND
1,2,4-TRIMETHYLBENZENE	95-63-6	0.500	ND
SEC-BUTYLBENZENE	135-98-8	0.500	ND
1,3-DICHLOROBENZENE	541-73-1	0.500	ND
4-ISOPROPYLTOLUENE	99-87-6	0.500	ND
1,4-DICHLOROBENZENE	106-46-7	0.500	ND
N-BUTYLBENZENE	104-51-8	0.500	ND
1,2-DICHLOROBENZENE	95-50-1	0.500	ND
1,2-DIBROMO-3-CHLOROPROPANE	96-12-8	0.500	ND
1,2,4-TRICHLOROBENZENE	120-82-1	1.00	ND
HEXACHLOROBUTADIENE	87-68-3	1.00	ND
NAPHTHALENE	91-20-3	1.00	ND
1,2,3-TRICHLOROBENZENE	87-61-6	1.00	ND

SURROGATE RECOVERY	%
DIBROMOFLUOROMETHANE	101
TOLUENE-D8	101
4-BROMOFLUOROBENZENE	103

NOTES:

ND - NOT DETECTED AT OR ABOVE THE STATED REPORTING LIMIT
NA - NOT APPLICABLE OR AVAILABLE

APPROVED BY: Ch
DATE: 05/13/2015

K PRIME, INC.
LABORATORY REPORT

K PRIME PROJECT: 9115
CLIENT PROJECT: A40028.01 T5

METHOD: DRO
REFERENCE: EPA 8015B

SAMPLE TYPE: WATER
UNITS: mg/L

SAMPLE ID	LAB NO.	DATE	BATCH	EXTRACT	DATE	MRL	SAMPLE	DRO
		SAMPLED	ID	DATE	ANALYZED			
H-G-18-22	132545	05/05/2015	050415W1	05/11/2015	05/11/2015	0.051	ND	
H-H-19-24	132546	05/05/2015	050415W1	05/11/2015	05/11/2015	0.052	0.403	

NOTES:

DRO Diesel Range Organics (C12-C34) with Silica Gel Cleanup
ND Not Detected at or above the stated MRL
NA Not Applicable or Available
MRL Method Reporting Limit
AD Typical pattern for diesel
AM Hydrocarbon response is in the C12-C22 range
AC Heavier hydrocarbons contributing to diesel range quantitation
AJ Heavier hydrocarbon than diesel
AK Lighter hydrocarbon than diesel
AE Unknown hydrocarbon with a single peak
AN Unknown hydrocarbon with several peaks

APPROVED BY: CW
DATE: 05/13/2015

K PRIME, INC.
LABORATORY REPORT

K PRIME PROJECT: 9115
CLIENT PROJECT: A40028.01 T5

SAMPLE ID: H-G-18-22
LAB NO: 132544
DATE SAMPLED: 05/05/2015
TIME SAMPLED: 10:13
BATCH ID: 051215DM1

METHOD: DISSOLVED METALS BY ICP/MS
REFERENCE: EPA 200.8

SAMPLE TYPE: WATER
UNITS: ug/L

ELEMENT NAME		DATE ANALYZED	REPORTING LIMIT	SAMPLE CONC
ANTIMONY	Sb	05/12/2015	1.00	ND
ARSENIC	As	05/12/2015	1.00	ND
BARIUM	Ba	05/12/2015	1.00	86.7
BERYLLIUM	Be	05/12/2015	1.00	ND
CADMIUM	Cd	05/12/2015	1.00	ND
CHROMIUM	Cr	05/12/2015	1.00	ND
COBALT	Co	05/12/2015	1.00	4.95
COPPER	Cu	05/12/2015	1.00	ND
LEAD	Pb	05/12/2015	1.00	ND
MERCURY	Hg	05/12/2015	0.200	ND
MOLYBDENUM	Mo	05/12/2015	1.00	12.4
NICKEL	Ni	05/12/2015	1.00	11.1
SELENIUM	Se	05/12/2015	1.00	ND
SILVER	Ag	05/12/2015	1.00	ND
THALLIUM	Tl	05/12/2015	1.00	ND
VANADIUM	V	05/12/2015	1.00	1.22
ZINC	Zn	05/12/2015	1.00	13.0

NOTES:

ND - NOT DETECTED AT OR ABOVE THE STATED REPORTING LIMIT
NA - NOT AVAILABLE OR APPLICABLE

APPROVED BY: CW
DATE: 05/13/2015

K PRIME, INC.
LABORATORY REPORT

K PRIME PROJECT: 9115
CLIENT PROJECT: A40028.01 T5

SAMPLE ID: H-H-19-24
LAB NO: 132546
DATE SAMPLED: 05/05/2015
TIME SAMPLED: 17:15
BATCH ID: 051215DM1

METHOD: DISSOLVED METALS BY ICP/MS
REFERENCE: EPA 200.8

SAMPLE TYPE: WATER
UNITS: ug/L

ELEMENT NAME		DATE ANALYZED	REPORTING LIMIT	SAMPLE CONC
ANTIMONY	Sb	05/12/2015	1.00	ND
ARSENIC	As	05/12/2015	1.00	ND
BARIUM	Ba	05/12/2015	1.00	127
BERYLLIUM	Be	05/12/2015	1.00	ND
CADMIUM	Cd	05/12/2015	1.00	ND
CHROMIUM	Cr	05/12/2015	1.00	ND
COBALT	Co	05/12/2015	1.00	17.4
COPPER	Cu	05/12/2015	1.00	1.36
LEAD	Pb	05/12/2015	1.00	ND
MERCURY	Hg	05/12/2015	0.200	ND
MOLYBDENUM	Mo	05/12/2015	1.00	25.5
NICKEL	Ni	05/12/2015	1.00	16.6
SELENIUM	Se	05/12/2015	1.00	ND
SILVER	Ag	05/12/2015	1.00	ND
THALLIUM	Tl	05/12/2015	1.00	ND
VANADIUM	V	05/12/2015	1.00	ND
ZINC	Zn	05/12/2015	1.00	13.4

NOTES:

ND - NOT DETECTED AT OR ABOVE THE STATED REPORTING LIMIT
NA - NOT AVAILABLE OR APPLICABLE

APPROVED BY: chw
DATE: 05/13/2015

K PRIME, INC.
LABORATORY QUALITY CONTROL REPORT

METHOD BLANK ID: B042715W1
SAMPLE TYPE: WATER

METHOD: GRO-GASOLINE RANGE ORGANICS
REFERENCE: EPA 8015B

BATCH #: 042715W1
DATE EXTRACTED: 04/27/2015
DATE ANALYZED: 04/27/2015

UNITS: mg/L

COMPOUND NAME	REPORTING LIMIT	SAMPLE CONC
TPH-G	0.050	ND

SAMPLE ID: L042715W1
DUPLICATE ID: D042715W1
BATCH #: 042715W1
SAMPLE TYPE: WATER
UNITS: mg/L

DATE EXTRACTED: 04/27/2015
DATE ANALYZED: 04/27/2015

ACCURACY (MATRIX SPIKE)

PARAMETER	SPIKE ADDED	SAMPLE RESULT	SPIKE RESULT	RECOVERY (%)	LIMITS (%)
TPH-G	0.500	ND	0.485	97	60-140

PRECISION (SPIKE DUPLICATE)

COMPOUND NAME	REPORTING LIMIT	SPIKE RESULT	DUPLICATE RESULT	RPD (%)	LIMITS (%)
TPH-G	0.050	0.485	0.462	4.9	±20

NOTES:

ND - NOT DETECTED AT OR ABOVE THE STATED REPORTING LIMIT
 NA - NOT APPLICABLE

K PRIME, INC.

LABORATORY METHOD BLANK REPORT

METHOD BLANK ID: B050115W1

BATCH #: 050115W1

DATE ANALYZED: 05/02/2015

METHOD: VOLATILE ORGANIC COMPOUNDS

SAMPLE TYPE: WATER

REFERENCE: EPA 5030/8260

UNITS: ug/L

COMPOUND NAME	CAS NO.	REPORTING LIMIT	SAMPLE CONC
DICHLORODIFLUOROMETHANE	75-71-8	0.500	ND
CHLOROMETHANE	74-87-3	0.500	ND
VINYL CHLORIDE	75-01-4	0.500	ND
BROMOMETHANE	74-83-9	0.500	ND
CHLOROETHANE	75-00-3	0.500	ND
TRICHLOROFLUOROMETHANE	75-69-4	0.500	ND
1,1-DICHLOROETHENE	75-35-4	0.500	ND
TRICHLOROTRIFLUOROETHANE	76-13-1	0.500	ND
METHYLENE CHLORIDE	75-09-2	2.50	ND
TRANS-1,2-DICHLOROETHENE	156-60-5	0.500	ND
1,1-DICHLOROETHANE	75-34-3	0.500	ND
CIS-1,2-DICHLOROETHENE	156-59-2	0.500	ND
2,2-DICHLOROPROPANE	594-20-7	0.500	ND
BROMOCHLOROMETHANE	74-97-5	0.500	ND
CHLOROFORM	67-66-3	0.500	ND
1,1,1-TRICHLOROETHANE	71-55-6	0.500	ND
CARBON TETRACHLORIDE	56-23-5	0.500	ND
1,1-DICHLOROPROPENE	563-58-6	0.500	ND
BENZENE	71-43-2	0.500	ND
1,2-DICHLOROETHANE	107-06-2	0.500	ND
TRICHLOROETHENE	79-01-6	0.500	ND
1,2-DICHLOROPROPANE	78-87-5	0.500	ND
DIBROMOMETHANE	74-95-3	0.500	ND
BROMODICHLOROMETHANE	75-27-4	0.500	ND
TRANS-1,3-DICHLOROPROPENE	10061-02-6	0.500	ND
TOLUENE	108-88-3	0.500	ND
CIS-1,3-DICHLOROPROPENE	10061-01-5	0.500	ND
1,1,2-TRICHLOROETHANE	79-00-5	0.500	ND
TETRACHLOROETHENE	127-18-4	0.500	ND
1,3-DICHLOROPROPANE	142-28-9	0.500	ND
DIBROMOCHLOROMETHANE	124-48-1	0.500	ND
1,2-DIBROMOETHANE	106-93-4	0.500	ND
CHLOROBENZENE	108-90-7	0.500	ND
1,1,1,2-TETRACHLOROETHANE	630-20-6	0.500	ND
ETHYLBENZENE	100-41-4	0.500	ND
XYLENE (M+P)	1330-20-7	0.500	ND
XYLENE (O)	1330-20-7	0.500	ND
STYRENE	100-42-5	0.500	ND
BROMOFORM	75-25-2	0.500	ND
ISOPROPYLBENZENE	98-82-8	0.500	ND
1,1,2,2-TETRACHLOROETHANE	79-34-5	0.500	ND
BROMOBENZENE	108-86-1	0.500	ND
1,2,3-TRICHLOROPROPANE	96-18-4	0.500	ND
N-PROPYLBENZENE	103-65-1	0.500	ND
2-CHLOROTOLUENE	95-49-8	0.500	ND

K PRIME, INC.

LABORATORY METHOD BLANK REPORT

METHOD BLANK ID: B050115W1

BATCH #: 050115W1

DATE ANALYZED: 05/02/2015

METHOD: VOLATILE ORGANIC COMPOUNDS

SAMPLE TYPE: WATER

REFERENCE: EPA 5030/8260

UNITS: ug/L

COMPOUND NAME	CAS NO.	REPORTING LIMIT	SAMPLE CONC
1,3,5-TRIMETHYLBENZENE	108-67-8	0.500	ND
4-CHLOROTOLUENE	106-43-4	0.500	ND
TERT-BUTYLBENZENE	98-06-6	0.500	ND
1,2,4-TRIMETHYLBENZENE	95-63-6	0.500	ND
SEC-BUTYLBENZENE	135-98-8	0.500	ND
1,3-DICHLOROBENZENE	541-73-1	0.500	ND
4-ISOPROPYLTOLUENE	99-87-6	0.500	ND
1,4-DICHLOROBENZENE	106-46-7	0.500	ND
N-BUTYLBENZENE	104-51-8	0.500	ND
1,2-DICHLOROBENZENE	95-50-1	0.500	ND
1,2-DIBROMO-3-CHLOROPROPANE	96-12-8	0.500	ND
1,2,4-TRICHLOROBENZENE	120-82-1	1.00	ND
HEXACHLOROBUTADIENE	87-68-3	1.00	ND
NAPHTHALENE	91-20-3	1.00	ND
1,2,3-TRICHLOROBENZENE	87-61-6	1.00	ND
METHYL TERT-BUTYL ETHER (MTBE)	1634-04-4	0.500	ND

SURROGATE RECOVERY	%
DIBROMOFLUOROMETHANE	106
TOLUENE-D8	102
4-BROMOFLUOROBENZENE	87

NOTES:

ND - NOT DETECTED AT OR ABOVE THE STATED REPORTING LIMIT

NA - NOT APPLICABLE OR AVAILABLE

K PRIME, INC.
LABORATORY QC REPORT

METHOD: VOLATILE ORGANIC COMPOUNDS
REFERENCE: EPA 5030/8260

SAMPLE ID: B050115W1
SPIKE ID: L050115W1
DUPLICATE ID: D050115W1
BATCH #: 050115W1
SAMPLE TYPE: WATER
UNITS: µg/L

ACCURACY (MATRIX SPIKE)

PARAMETER	SPIKE ADDED	SAMPLE RESULT	SPIKE RESULT	RECOVERY (%)	LIMITS (%)
1,1 DICHLOROETHENE	10.0	ND	10.2	102	60-140
BENZENE	10.0	ND	12.3	123	60-140
TRICHLOROETHENE	10.0	ND	11.6	116	60-140
TOLUENE	10.0	ND	11.9	119	60-140
CHLOROBENZENE	10.0	ND	11.4	114	60-140

PRECISION (SPIKE DUPLICATE)

COMPOUND NAME	REPORTING LIMIT	SPIKE RESULT	DUPLICATE RESULT	RPD (%)	LIMITS (%)
1,1 DICHLOROETHENE	0.500	10.2	10.4	1.3	±20
BENZENE	0.500	12.3	12.3	0.3	±20
TRICHLOROETHENE	0.500	11.6	11.7	0.6	±20
TOLUENE	0.500	11.9	11.5	3.8	±20
CHLOROBENZENE	0.500	11.4	11.2	1.3	±20

NOTES:

ND - NOT DETECTED AT OR ABOVE THE STATED REPORTING LIMIT
NA - NOT AVAILABLE OR APPLICABLE

K PRIME, INC.
LABORATORY QUALITY CONTROL REPORT

BATCH ID: 050415W1
DATE EXTRACTED: 5/4/2015
DATE ANALYZED: 5/4/2015

METHOD: DRO
REFERENCE: EPA 8015B

SAMPLE TYPE: WATER
UNITS: mg/L

METHOD BLANK ID: B050415W1

COMPOUND NAME	REPORTING LIMIT	SAMPLE CONC
DRO	0.050	ND

SAMPLE ID: L050415W1
DUPLICATE ID: D050415W1

ACCURACY (MATRIX SPIKE)

PARAMETER	SPIKE ADDED	SAMPLE RESULT	SPIKE RESULT	RECOVERY (%)	LIMITS (%)
DRO	2.50	ND	1.92	77	60-140

PRECISION (SPIKE DUPLICATE)

COMPOUND NAME	REPORTING LIMIT	SPIKE RESULT	DUPLICATE RESULT	RPD (%)	LIMITS (%)
DRO	0.050	1.92	1.79	7.2	±20

NOTES:

DRO - DIESEL RANGE ORGANICS (C12-C34)

ND - NOT DETECTED AT OR ABOVE THE STATED REPORTING LIMIT

NA - NOT APPLICABLE OR AVAILABLE

K PRIME, INC.
LABORATORY BATCH QC REPORT

SAMPLE ID: L051215DM1
DUPLICATE ID: D051215DM1
METHOD BLANK ID: B051215DM1
BATCH #: 051215DM1
DATE ANALYZED: 05/12/2015

METHOD: DISSOLVED METALS BY ICP/MS
REFERENCE: EPA 200.8

SAMPLE TYPE: WATER
UNITS: ug/L

ELEMENT		MB ug/L	SA ug/L	SR ug/L	SP ug/L	SPD ug/L	SP %R	RPD %
ANTIMONY	Sb	<1.00	50.0	0.0	49.2	49.2	98	0.1
ARSENIC	As	<1.00	50.0	0.0	49.3	48.9	99	0.8
BARIIUM	Ba	<1.00	50.0	0.0	50.1	49.5	100	1.1
BERYLLIUM	Be	<1.00	50.0	0.0	50.0	49.1	100	1.8
CADMIUM	Cd	<1.00	50.0	0.0	49.2	49.1	98	0.3
CHROMIUM	Cr	<1.00	50.0	0.0	49.5	49.2	99	0.7
COBALT	Co	<1.00	50.0	0.0	49.4	48.4	99	2.0
COPPER	Cu	<1.00	50.0	0.0	49.9	49.1	100	1.6
LEAD	Pb	<1.00	50.0	0.0	49.6	48.6	99	2.0
MERCURY	Hg	<0.200	1.00	0.0	1.02	1.01	102	0.8
MOLYBDENUM	Mo	<1.00	50.0	0.0	49.7	49.6	99	0.3
NICKEL	Ni	<1.00	50.0	0.0	49.6	49.2	99	0.8
SELENIUM	Se	<1.00	50.0	0.0	48.8	49.1	98	0.7
SILVER	Ag	<1.00	25.0	0.0	24.8	24.7	99	0.4
THALLIUM	Tl	<1.00	50.0	0.0	52.7	51.9	105	1.6
VANADIUM	V	<1.00	50.0	0.0	49.5	49.1	99	0.8
ZINC	Zn	<1.00	50.0	0.0	48.7	47.6	97	2.3

NOTES:

- ND: NOT DETECTED
- MB: METHOD BLANK
- SA: SPIKE ADDED
- SR: SAMPLE RESULT
- SP: SPIKE RESULT
- SPD: SPIKE DUPLICATE RESULT
- SP(%R): SPIKE % RECOVERY
- RPD: RELATIVE PERCENT DIFFERENCE

K PRIME, INC.
LABORATORY BATCH QC REPORT

SAMPLE ID: MS132544
DUPLICATE ID: SD132544
METHOD BLANK ID: B051215DM1
BATCH #: 051215DM1
DATE ANALYZED: 05/12/2015

METHOD: DISSOLVED METALS BY ICP/MS
REFERENCE: EPA 200.8

SAMPLE TYPE: WATER
UNITS: ug/L

ELEMENT		MB ug/L	SA ug/L	SR ug/L	SP ug/L	SPD ug/L	SP %R	RPD %
ANTIMONY	Sb	<1.00	100	<1.00	99.5	99.0	99	0.5
ARSENIC	As	<1.00	100	<1.00	108	108	108	0.3
BARIUM	Ba	<1.00	100	86.7	183	186	96	1.5
BERYLLIUM	Be	<1.00	100	<1.00	98.5	99.1	98	0.6
CADMIUM	Cd	<1.00	100	<1.00	90.8	90.7	90	0.1
CHROMIUM	Cr	<1.00	100	<1.00	98.5	99.3	98	0.7
COBALT	Co	<1.00	100	4.95	98.0	98.5	93	0.5
COPPER	Cu	<1.00	100	<1.00	92.3	92.7	91	0.3
LEAD	Pb	<1.00	100	<1.00	90.7	90.4	91	0.3
MERCURY	Hg	<0.200	2.00	<0.200	1.90	1.77	92	7.1
MOLYBDENUM	Mo	<1.00	100	12.4	113	112	101	0.5
NICKEL	Ni	<1.00	100	11.1	104	104	93	0.1
SELENIUM	Se	<1.00	100	<1.00	105	105	105	0.7
SILVER	Ag	<1.00	50.0	<1.00	18.4	18.5	37	0.8
THALLIUM	Tl	<1.00	100	<1.00	98.2	97.9	98	0.3
VANADIUM	V	<1.00	100	1.22	103	103	101	0.5
ZINC	Zn	<1.00	100	13.0	100	98.6	87	1.4

NOTES:

ND: NOT DETECTED
 MB: METHOD BLANK
 SA: SPIKE ADDED
 SR: SAMPLE RESULT
 SP: SPIKE RESULT
 SPD: SPIKE DUPLICATE RESULT
 SP(%R): SPIKE % RECOVERY
 RPD: RELATIVE PERCENT DIFFERENCE

9115

RF

PAGE 1 OF 2

CHAIN OF CUSTODY RECORD

Erler & Kalinowski, Inc.

CONSULTING ENGINEERS AND SCIENTISTS 1870 Ogden Drive, Burlingame CA 94010 PHONE: 650-292-9100 FAX: 650-552-9012

Project Name		Project No.		Analyses Requested		EKI COC No.: (YYYYMMDD-#)	
Site B - Offsite		A40028.01 T5		TPH-g TPH-d		20150505-5	
Location:		Sampled By:		EPA 200.8		Revision: (A, B, C, D, etc.)	
Emeryville, CA		J. Daugherty, W. Hassett, B. Castle, J. Shaw, R. Ford		Title 22 Metals		Date: By:	
Reporting:		Laboratory:		EPA 7199		By:	
Electronic Format: EDF		K Prime, Inc.		Hexavalent Chromium		Grab Groundwater	
Hard Copy Format: PDF		3621 Westwind Blvd		VOCs + MTBE		EXPECTED TURNAROUND TIME	
EPA Data Report Level: II		Santa Rosa, CA 95403		X		5 day	
Please report results to the following:		(707) 527-7574		X		Remarks	
(1) EKI: labs@ekiconsult.com				X			
(2) Joy Su: jsu@ekiconsult.com				X			
(3) Jessica Daugherty: jdaugherty@ekiconsult.com				X			
(4) Will Hassett: whassett@ekiconsult.com				X			
Field Sample Identification	Lab Sample No.	Date	Time	Matrix	Number / Type of Container (Preservative)	Method No.	Analyte Group
H-G-16-22	132544	5-5-15	1013		3 - VOAs (HCl) + MTBE 1 - 250-ml Poly 1 - 250-ml Poly (HNO ₃)	X	VOCs + MTBE
H-G-18-22	132545	↓	1719 1715		3 - VOAs (HCl) 1 - 250-ml Poly Amber 1 - 250-ml Poly (HNO ₃)	X	VOCs + MTBE
H-H-19-24	132546	↓	1715		3 - VOAs (HCl) 1 - 250-ml Poly Amber 1 - 250-ml Poly (HNO ₃)	X	VOCs + MTBE
					3 - VOAs (HCl) 1 - 250-ml Poly		
					1 - 250-ml Poly (HNO ₃)		
					3 - VOAs (HCl) 1 - 250-ml Poly		
					1 - 250-ml Poly (HNO ₃)		
					3 - VOAs (HCl) 1 - 250-ml Poly		
					1 - 250-ml Poly (HNO ₃)		
					3 - VOAs (HCl) 1 - 250-ml Poly		
					1 - 250-ml Poly (HNO ₃)		

Special Instructions: Temperature blank included

Relinquished by:	[Signature]	Date:	5-5-15	Time:	1750	Received by:	[Signature]	(Signature/Affiliation or Carrier/Air Bill No.)
Relinquished by:	[Signature]	Date:	5-5-15	Time:	1905	Received by:	[Signature]	(Signature/Affiliation)
Relinquished by:	[Signature]	Date:	5-5-15	Time:		Received by:	[Signature]	(Signature/Affiliation)

K PRIME, Inc.

CONSULTING ANALYTICAL CHEMISTS

3621 Westwind Blvd.
Santa Rosa CA 95403
Phone: 707 527 7574
FAX: 707 527 7879

TRANSMITTAL

DATE: 5/7/2015

TO: MS. JOY SU
MS. JESSICA DAUGHERTY
MR. WILL HASSETT
ERLER & KALINOWSKI, INC.
1870 OGDEN DRIVE
BURLINGAME, CA 94010

ACCT: 9115
PROJ: A40028.01 T5

Phone: 650-292-9100
Email: labs@ekiconsult.com
jsu@ekiconsult.com
jdaugherty@ekiconsult.com
whassett@ekiconsult.com

FROM: Richard A. Kagel, Ph.D.
Laboratory Director

RAK by cw 05/07/2015

SUBJECT: LABORATORY RESULTS FOR YOUR PROJECT A40028.01 T5

Enclosed please find K Prime's laboratory reports for the following samples:

SAMPLE ID	TYPE	DATE	TIME	KPI LAB #
H-H-6.5-9	WATER	5/5/2015	15:48	132551

The above listed sample group was received on 5/5/2015 and tested as requested on the chain of custody document.

Please call me if you have any questions or need further information.
Thank you for this opportunity to be of service.

K PRIME, INC.
LABORATORY REPORT

K PRIME PROJECT: 9115
CLIENT PROJECT: A40028.01 T5

METHOD: GRO-GASOLINE RANGE ORGANICS
REFERENCE: EPA 8015B

SAMPLE TYPE: PRODUCT
UNITS: mg/Kg

SAMPLE ID	LAB NO.	DATE	TIME	BATCH	DATE	MRL	SAMPLE	GRO
		SAMPLED	SAMPLED	ID	ANALYZED			
H-H-6.5-9	132551	05/05/2015	15:48	050115P1	05/07/2015	4000	15900	

NOTES:

ND - NOT DETECTED AT OR ABOVE THE STATED METHOD REPORTING LIMIT

NA - NOT APPLICABLE OR AVAILABLE

MRL - METHOD REPORTING LIMIT

AE - UNKNOWN HYDROCARBON WITH A SINGLE PEAK

AN - UNKNOWN HYDROCARBON WITH SEVERAL PEAKS

AS - HEAVIER HYDROCARBON THAN GASOLINE CONTRIBUTING TO GRO VALUE

CO - HYDROCARBON RESPONSE IN GASOLINE RANGE BUT DOES NOT RESEMBLE GASOLINE

APPROVED BY: Ch
DATE: 05/07/2015

K PRIME, INC.
LABORATORY REPORT

SAMPLE ID: H-H-6.5-9
LAB NO: 132551
DATE SAMPLED: 05/05/2015
TIME SAMPLED: 15:48
BATCH #: 042315P1
DATE ANALYZED: 05/07/2015

K PRIME PROJECT: 9115
CLIENT PROJECT: A40028.01 T5

METHOD: VOLATILE ORGANIC COMPOUNDS
REFERENCE: EPA 5035/8260

SAMPLE TYPE: PRODUCT
UNITS: µg/Kg

COMPOUND NAME	CAS NO.	REPORTING LIMIT	SAMPLE CONC
DICHLORODIFLUOROMETHANE	75-71-8	40000	ND
CHLOROMETHANE	74-87-3	40000	ND
VINYL CHLORIDE	75-01-4	40000	ND
BROMOMETHANE	74-83-9	40000	ND
CHLOROETHANE	75-00-3	40000	ND
TRICHLOROFUOROMETHANE	75-69-4	40000	ND
1,1-DICHLOROETHENE	75-35-4	40000	ND
TRICHLOROTRIFLUOROETHANE	76-13-1	40000	ND
METHYLENE CHLORIDE	75-09-2	200000	ND
TRANS-1,2-DICHLOROETHENE	156-60-5	40000	ND
1,1-DICHLOROETHANE	75-34-3	40000	ND
CIS-1,2-DICHLOROETHENE	156-59-2	40000	ND
2,2-DICHLOROPROPANE	594-20-7	40000	ND
BROMOCHLOROMETHANE	74-97-5	40000	ND
CHLOROFORM	67-66-3	40000	ND
1,1,1-TRICHLOROETHANE	71-55-6	40000	ND
CARBON TETRACHLORIDE	56-23-5	40000	ND
1,1-DICHLOROPROPENE	563-58-6	40000	ND
BENZENE	71-43-2	40000	ND
1,2-DICHLOROETHANE	107-06-2	40000	ND
TRICHLOROETHENE	79-01-6	40000	ND
1,2-DICHLOROPROPANE	78-87-5	40000	ND
DIBROMOMETHANE	74-95-3	40000	ND
BROMODICHLOROMETHANE	75-27-4	40000	ND
TRANS-1,3-DICHLOROPROPENE	10061-02-6	40000	ND
TOLUENE	108-88-3	40000	ND
CIS-1,3-DICHLOROPROPENE	10061-01-5	40000	ND
1,1,2-TRICHLOROETHANE	79-00-5	40000	ND
TETRACHLOROETHENE	127-18-4	40000	ND
1,3-DICHLOROPROPANE	142-28-9	40000	ND
DIBROMOCHLOROMETHANE	124-48-1	40000	ND
1,2-DIBROMOETHANE	106-93-4	40000	ND
CHLOROBENZENE	108-90-7	40000	ND
1,1,1,2-TETRACHLOROETHANE	630-20-6	40000	ND
ETHYLBENZENE	100-41-4	40000	72900
XYLENE (M+P)	1330-20-7	40000	295000
XYLENE (O)	1330-20-7	40000	81500
STYRENE	100-42-5	40000	ND
BROMOFORM	75-25-2	40000	ND
ISOPROPYLBENZENE	98-82-8	40000	44400
1,1,2,2-TETRACHLOROETHANE	79-34-5	40000	ND
BROMOBENZENE	108-86-1	40000	ND
1,2,3-TRICHLOROPROPANE	96-18-4	40000	ND
N-PROPYLBENZENE	103-65-1	40000	83500
2-CHLOROTOLUENE	95-49-8	40000	ND

K PRIME, INC.
LABORATORY REPORT

K PRIME PROJECT: 9115
CLIENT PROJECT: A40028.01 T5

SAMPLE ID: H-H-6.5-9
LAB NO: 132551
DATE SAMPLED: 05/05/2015
TIME SAMPLED: 15:48
BATCH #: 042315P1
DATE ANALYZED: 05/07/2015

METHOD: VOLATILE ORGANIC COMPOUNDS
REFERENCE: EPA 5035/8260

SAMPLE TYPE: PRODUCT
UNITS: µg/Kg

COMPOUND NAME	CAS NO.	REPORTING LIMIT	SAMPLE CONC
1,3,5-TRIMETHYLBENZENE	108-67-8	40000	197000
4-CHLOROTOLUENE	106-43-4	40000	ND
TERT-BUTYLBENZENE	98-06-6	40000	ND
1,2,4-TRIMETHYLBENZENE	95-63-6	40000	631000
SEC-BUTYLBENZENE	135-98-8	40000	63800
1,3-DICHLOROBENZENE	541-73-1	40000	ND
4-ISOPROPYLTOLUENE	99-87-6	40000	77000
1,4-DICHLOROBENZENE	106-46-7	40000	ND
N-BUTYLBENZENE	104-51-8	40000	140000
1,2-DICHLOROBENZENE	95-50-1	40000	ND
1,2-DIBROMO-3-CHLOROPROPANE	96-12-8	40000	ND
1,2,4-TRICHLOROBENZENE	120-82-1	80000	ND
HEXACHLOROBUTADIENE	87-68-3	80000	ND
NAPHTHALENE	91-20-3	80000	1000000
1,2,3-TRICHLOROBENZENE	87-61-6	80000	ND
METHYL TERT-BUTYL ETHER (MTBE)	1634-04-4	40000	ND

SURROGATE RECOVERY	%
DIBROMOFLUOROMETHANE	108
TOLUENE-D8	105
4-BROMOFLUOROBENZENE	104

NOTES:

ND - NOT DETECTED AT OR ABOVE THE STATED REPORTING LIMIT
NA - NOT APPLICABLE OR AVAILABLE

APPROVED BY: *ch*
DATE: 05/07/2015

K PRIME, INC.
LABORATORY REPORT

K PRIME PROJECT: 9115
CLIENT PROJECT: A40028.01 T5

METHOD: DRO
REFERENCE: EPA 8015B

SAMPLE TYPE: PRODUCT
UNITS: mg/Kg

SAMPLE ID	LAB NO.	DATE	BATCH	EXTRACT	DATE	MRL	SAMPLE	DRO
		SAMPLED	ID	DATE	ANALYZED			
H-H-6.5-9	132551	05/05/2015	042315S1	05/06/2015	05/06/2015	40000	731000	

NOTES:

DRO Diesel Range Organics (C12-C23) with Silica Gel Cleanup
ND Not Detected at or above the stated MRL
NA Not Applicable or Available
MRL Method Reporting Limit
AD Typical Pattern for Diesel
AM Hydrocarbon response is in the C12-C22 range
AC Heavier hydrocarbons contributing to diesel range quantitation
AJ Heavier hydrocarbon than diesel
AK Lighter hydrocarbon than diesel
AE Unknown hydrocarbon with a single peak
AN Unknown hydrocarbon with several peaks

APPROVED BY: chw
DATE: 05/07/2015

K PRIME, INC.
LABORATORY REPORT

K PRIME PROJECT: 9115
CLIENT PROJECT: A40028.01 T5

METHOD: HRO
REFERENCE: EPA 8015B

SAMPLE TYPE: PRODUCT
UNITS: mg/Kg

SAMPLE ID	LAB NO.	DATE	BATCH	EXTRACT	DATE	MRL	SAMPLE	HRO
		SAMPLED	ID	DATE	ANALYZED			
H-H-6.5-9	132551	05/05/2015	042315S1	05/06/2015	05/06/2015	40000	ND	

NOTES:

HRO Heavy Range Organics (C24-C34) with Silica Gel Cleanup
ND Not Detected at or above the stated MRL
NA Not Applicable or Available
MRL Method Reporting Limit
AE Unknown hydrocarbon with a single peak
AN Unknown hydrocarbon with several peaks

APPROVED BY: UCh
DATE: 05/07/2015

K PRIME, INC.
LABORATORY QC REPORT

METHOD BLANK ID: B050115P1
SAMPLE TYPE: PRODUCT

METHOD: GRO-GASOLINE RANGE ORGANICS
REFERENCE: EPA 8015B

BATCH #: 050115P1
DATE EXTRACTED: 05/01/2015
DATE ANALYZED: 05/01/2015

UNITS: mg/kg

COMPOUND NAME	REPORTING LIMIT	SAMPLE CONC
TPH-G	1.00	ND

NOTES:

ND - NOT DETECTED AT OR ABOVE THE STATED REPORTING LIMIT
 NA - NOT AVAILABLE OR APPLICABLE

SAMPLE ID: L050115P1
DUPLICATE ID: D050115P1
BATCH #: 050115P1
SAMPLE TYPE: PRODUCT
UNITS: mg/kg

DATE EXTRACTED: 05/01/2015
DATE ANALYZED: 05/01/2015

ACCURACY (MATRIX SPIKE)

PARAMETER	SPIKE ADDED	SAMPLE RESULT	SPIKE RESULT	RECOVERY (%)	LIMITS (%)
TPH-G	5.00	ND	4.53	91	60-140

PRECISION (SPIKE DUPLICATE)

COMPOUND NAME	REPORTING LIMIT	SPIKE RESULT	DUPLICATE RESULT	RPD (%)	LIMITS (%)
TPH-G	1.00	4.53	4.71	3.9	±20

NOTES:

ND - NOT DETECTED AT OR ABOVE THE STATED REPORTING LIMIT
 NA - NOT AVAILABLE OR APPLICABLE

K PRIME, INC.

LABORATORY METHOD BLANK REPORT

METHOD BLANK ID: B042315P1

BATCH #: 042315P1

DATE ANALYZED: 04/23/2015

METHOD: VOLATILE ORGANIC COMPOUNDS

SAMPLE TYPE: PRODUCT

REFERENCE: EPA 5035/8260

UNITS: µg/Kg

COMPOUND NAME	CAS NO.	REPORTING LIMIT	SAMPLE CONC
DICHLORODIFLUOROMETHANE	75-71-8	1.50	ND
CHLOROMETHANE	74-87-3	1.50	ND
VINYL CHLORIDE	75-01-4	1.50	ND
BROMOMETHANE	74-83-9	1.50	ND
CHLOROETHANE	75-00-3	1.50	ND
TRICHLOROFUOROMETHANE	75-69-4	1.50	ND
1,1-DICHLOROETHENE	75-35-4	1.50	ND
TRICHLOROTRIFLUOROETHANE	76-13-1	1.50	ND
METHYLENE CHLORIDE	75-09-2	7.50	ND
TRANS-1,2-DICHLOROETHENE	156-60-5	1.50	ND
1,1-DICHLOROETHANE	75-34-3	1.50	ND
CIS-1,2-DICHLOROETHENE	156-59-2	1.50	ND
2,2-DICHLOROPROPANE	594-20-7	1.50	ND
BROMOCHLOROMETHANE	74-97-5	1.50	ND
CHLOROFORM	67-66-3	1.50	ND
1,1,1-TRICHLOROETHANE	71-55-6	1.50	ND
CARBON TETRACHLORIDE	56-23-5	1.50	ND
1,1-DICHLOROPROPENE	563-58-6	1.50	ND
BENZENE	71-43-2	1.50	ND
1,2-DICHLOROETHANE	107-06-2	1.50	ND
TRICHLOROETHENE	79-01-6	1.50	ND
1,2-DICHLOROPROPANE	78-87-5	1.50	ND
DIBROMOMETHANE	74-95-3	1.50	ND
BROMODICHLOROMETHANE	75-27-4	1.50	ND
TRANS-1,3-DICHLOROPROPENE	10061-02-6	1.50	ND
TOLUENE	108-88-3	1.50	ND
CIS-1,3-DICHLOROPROPENE	10061-01-5	1.50	ND
1,1,2-TRICHLOROETHANE	79-00-5	1.50	ND
TETRACHLOROETHENE	127-18-4	1.50	ND
1,3-DICHLOROPROPANE	142-28-9	1.50	ND
DIBROMOCHLOROMETHANE	124-48-1	1.50	ND
1,2-DIBROMOETHANE	106-93-4	1.50	ND
CHLOROBENZENE	108-90-7	1.50	ND
1,1,1,2-TETRACHLOROETHANE	630-20-6	1.50	ND
ETHYLBENZENE	100-41-4	1.50	ND
XYLENE (M+P)	1330-20-7	1.50	ND
XYLENE (O)	1330-20-7	1.50	ND
STYRENE	100-42-5	1.50	ND
BROMOFORM	75-25-2	1.50	ND
ISOPROPYLBENZENE	98-82-8	1.50	ND
1,1,1,2,2-TETRACHLOROETHANE	79-34-5	1.50	ND
BROMOBENZENE	108-86-1	1.50	ND
1,2,3-TRICHLOROPROPANE	96-18-4	1.50	ND
N-PROPYLBENZENE	103-65-1	1.50	ND
2-CHLOROTOLUENE	95-49-8	1.50	ND

K PRIME, INC.

LABORATORY METHOD BLANK REPORT

METHOD BLANK ID: B042315P1

BATCH #: 042315P1

DATE ANALYZED: 04/23/2015

METHOD: VOLATILE ORGANIC COMPOUNDS

SAMPLE TYPE: PRODUCT

REFERENCE: EPA 5035/8260

UNITS: µg/Kg

COMPOUND NAME	CAS NO.	REPORTING LIMIT	SAMPLE CONC
1,3,5-TRIMETHYLBENZENE	108-67-8	1.50	ND
4-CHLOROTOLUENE	106-43-4	1.50	ND
TERT-BUTYLBENZENE	98-06-6	1.50	ND
1,2,4-TRIMETHYLBENZENE	95-63-6	1.50	ND
SEC-BUTYLBENZENE	135-98-8	1.50	ND
1,3-DICHLOROBENZENE	541-73-1	1.50	ND
4-ISOPROPYLTOLUENE	99-87-6	1.50	ND
1,4-DICHLOROBENZENE	106-46-7	1.50	ND
N-BUTYLBENZENE	104-51-8	1.50	ND
1,2-DICHLOROBENZENE	95-50-1	1.50	ND
1,2-DIBROMO-3-CHLOROPROPANE	96-12-8	1.50	ND
1,2,4-TRICHLOROBENZENE	120-82-1	3.00	ND
HEXACHLOROBUTADIENE	87-68-3	3.00	ND
NAPHTHALENE	91-20-3	3.00	ND
1,2,3-TRICHLOROBENZENE	87-61-6	3.00	ND
METHYL TERT-BUTYL ETHER (MTBE)	1634-04-4	1.50	ND

SURROGATE RECOVERY	%
DIBROMOFLUOROMETHANE	89
TOLUENE-D8	92
4-BROMOFLUOROBENZENE	94

NOTES:

ND - NOT DETECTED AT OR ABOVE THE STATED REPORTING LIMIT

NA - NOT APPLICABLE OR AVAILABLE

K PRIME, INC.
LABORATORY QC REPORT

METHOD: VOLATILE ORGANIC COMPOUNDS
REFERENCE: EPA 5035/8260

SAMPLE ID: B042315P1
SPIKE ID: L042315P1
DUPLICATE ID: D042315P1
BATCH #: 042315P1
SAMPLE TYPE: SOIL
UNITS: µg/Kg

ACCURACY (MATRIX SPIKE)

PARAMETER	SPIKE ADDED	SAMPLE RESULT	SPIKE RESULT	RECOVERY (%)	LIMITS (%)
1,1 DICHLOROETHENE	30.0	ND	23.1	77	60-140
BENZENE	30.0	ND	21.7	72	60-140
TRICHLOROETHENE	30.0	ND	23.0	77	60-140
TOLUENE	30.0	ND	25.4	85	60-140
CHLOROBENZENE	30.0	ND	31.3	104	60-140

PRECISION (SPIKE DUPLICATE)

COMPOUND NAME	REPORTING LIMIT	SPIKE RESULT	DUPLICATE RESULT	RPD (%)	LIMITS (%)
1,1 DICHLOROETHENE	1.50	23.1	21.7	6.2	±20
BENZENE	1.50	21.7	21.3	1.9	±20
TRICHLOROETHENE	1.50	23.0	22.5	2.3	±20
TOLUENE	1.50	25.4	24.7	2.9	±20
CHLOROBENZENE	1.50	31.3	31.5	0.5	±20

NOTES:

ND - NOT DETECTED AT OR ABOVE THE STATED REPORTING LIMIT
NA - NOT AVAILABLE OR APPLICABLE

K PRIME, INC.
LABORATORY QUALITY CONTROL REPORT

BATCH ID: 042315S1
DATE EXTRACTED: 04/23/15
DATE ANALYZED: 04/24/15

METHOD: DRO
REFERENCE: EPA 8015C

SAMPLE TYPE: PRODUCT
UNITS: mg/Kg

METHOD BLANK ID: B042315S1

COMPOUND NAME	REPORTING LIMIT	SAMPLE CONC
DRO	10.0	ND

SAMPLE ID: L042315S1
DUPLICATE ID: D042315S1

ACCURACY (MATRIX SPIKE)

PARAMETER	SPIKE ADDED	SAMPLE RESULT	SPIKE RESULT	RECOVERY (%)	LIMITS (%)
DRO	500	ND	482	96	60-140

PRECISION (SPIKE DUPLICATE)

COMPOUND NAME	REPORTING LIMIT	SPIKE RESULT	DUPLICATE RESULT	RPD (%)	LIMITS (%)
DRO	10.0	482	515	6.5	±20

NOTES:

DRO - DIESEL RANGE ORGANICS (C12-C34)

ND - NOT DETECTED AT OR ABOVE THE STATED REPORTING LIMIT

NA - NOT APPLICABLE OR AVAILABLE

9115

PAGE 1 OF 1

CHAIN OF CUSTODY RECORD

Erler & Kalinowski, Inc.

CONSULTING ENGINEERS AND SCIENTISTS

1870 Ogden Drive, Burlingame CA 94010

PHONE: 650-292-9100

FAX: 650-552-9012

Project Name		Project No.		ANALYSES REQUESTED		EKL/COC No.: (YYYYMMDD-#)	
Site B - Offsite		A40028.01 T5		EPA 200.8 Title 22 Metals		20150505-7	
Location:		Sampled By:		EPA 7199 Hexavalent Chromium		Revision: (A, B, C, D, etc.)	
Emeryville, CA		J. Daugherty, W. Hassett, B. Castle, J. Shaw		EPA 8260B VOCs + MTBE		Date: By:	
Reporting:		Laboratory:		Method No. Analyte Group		Grab Groundwater	
Electronic Format: EDF		K Prime, Inc.		Number / Type of Container (Preservative)		EXPECTED TURNAROUND TIME	
EPA Data Report Level: II		3621 Westwind Blvd		Matrix		Remarks	
Hard Copy Format: PDF		Santa Rosa, CA 95403		Time		Stay	
Please report results to the following:		(707) 527-7574		Date			
(1) EKI: labs@ekiconsult.com		Lab Sample No.		Date			
(2) Joy Su: jsu@ekiconsult.com		132551		5-5-15			
(3) Jessica Daugherty: jdaugherty@ekiconsult.com		Field Sample Identification		Date			
(4) Will Hassett: whassett@ekiconsult.com		H-H-6.5-9		5-5-15			
		1-250-mL Poly		Water		X	
		1-250-mL Poly (HNO ₃)				X	
		3 - VOAs (HCl)					
		1 - 250-mL Poly					
		1 - 250-mL Poly (HNO ₃)					
		3 - VOAs (HCl)					
		1 - 250-mL Poly					
		1 - 250-mL Poly (HNO ₃)					
		3 - VOAs (HCl)					
		1 - 250-mL Poly					
		1 - 250-mL Poly (HNO ₃)					
		3 - VOAs (HCl)					
		1 - 250-mL Poly					
		1 - 250-mL Poly (HNO ₃)					

Special Instructions: Temperature blank included

Relinquished by:	Date	Time	Received by:	Signature/Affiliation or Carrier/Air Bill No.
	5-5-15	17:50		
Relinquished by:	Date	Time	Received by:	Signature/Affiliation
	5-5-15	19:05	Max VandenBerghe	KAT
Relinquished by:	Date	Time	Received by:	Signature/Affiliation

K PRIME, Inc.

CONSULTING ANALYTICAL CHEMISTS

3621 Westwind Blvd.
Santa Rosa CA 95403
Phone: 707 527 7574
FAX: 707 527 7879

TRANSMITTAL

DATE: 5/14/2015

TO: MS. JOY SU
MS. JESSICA DAUGHERTY
MR. WILL HASSETT
ERLER & KALINOWSKI, INC.
1870 OGDEN DRIVE
BURLINGAME, CA 94010

ACCT: 9115
PROJ: A40028.01 T5

Phone: 650-292-9100
Email: labs@ekiconsult.com
jsu@ekiconsult.com
jdaugherty@ekiconsult.com
whassett@ekiconsult.com

FROM: Richard A. Kegel, Ph.D.
Laboratory Director

*RAK mca
5/14/2015*

SUBJECT: LABORATORY RESULTS FOR YOUR PROJECT A40028.01 T5

Enclosed please find K Prime's laboratory reports for the following samples:

SAMPLE ID	TYPE	DATE	TIME	KPI LAB #
H-I-42-46	WATER	5/6/2015	8:50	132629
H-I-42-46-DUP	WATER	5/6/2015	8:50	132630
H-I-29-33	WATER	5/6/2015	10:00	132631
H-H-42-46	WATER	5/6/2015	9:32	132632
G1-58-62	WATER	5/6/2015	11:20	132633
MPW3	WATER	5/7/2015	15:16	132634
MPW2	WATER	5/7/2015	11:15	132635
MPW1	WATER	5/7/2015	16:36	132636
MPW1-DUP	WATER	5/7/2015	16:36	132637
OSN7-52-56	WATER	5/7/2015	13:40	132638
OSN7-29-34	WATER	5/7/2015	14:22	132639
OSN8-52-56	WATER	5/7/2015	15:42	132640
OSN8-30-34	WATER	5/7/2015	16:16	132641
OSN7-14-19	WATER	5/7/2015	17:15	132642
H-I-22-26	WATER	5/6/2015	13:40	132643

The above listed sample group was received on 5/7/2015 and tested as requested on the chain of custody document.

Please call me if you have any questions or need further information.
Thank you for this opportunity to be of service.

K PRIME, INC.
LABORATORY REPORT

K PRIME PROJECT: 9115
CLIENT PROJECT: A40028.01 T5

METHOD: GRO-GASOLINE RANGE ORGANICS
REFERENCE: EPA 8015B

SAMPLE TYPE: WATER
UNITS: mg/L

SAMPLE ID	LAB NO.	DATE	TIME	BATCH	DATE	MRL	SAMPLE CONC	GRO PATTERN
		SAMPLED	SAMPLED	ID	ANALYZED			
H-I-22-26	132643	05/06/2015	13:40	042715W1	05/08/2015	0.050	ND	

NOTES:

ND - NOT DETECTED AT OR ABOVE THE STATED METHOD REPORTING LIMIT

NA - NOT APPLICABLE OR AVAILABLE

MRL - METHOD REPORTING LIMIT

AE - UNKNOWN HYDROCARBON WITH A SINGLE PEAK

AN - UNKNOWN HYDROCARBON WITH SEVERAL PEAKS

AS - HEAVIER HYDROCARBON THAN GASOLINE CONTRIBUTING TO GRO VALUE

CO - HYDROCARBON RESPONSE IN GASOLINE RANGE BUT DOES NOT RESEMBLE GASOLINE

APPROVED BY: *Ch*
DATE: 05/14/2015

K PRIME, INC.
LABORATORY REPORT

K PRIME PROJECT: 9115
CLIENT PROJECT: A40028.01 T5

SAMPLE ID: H-I-42-46
LAB NO: 132629
DATE SAMPLED: 05/06/2015
TIME SAMPLED: 08:50
BATCH #: 050815W1
DATE ANALYZED: 05/11/2015

METHOD: VOLATILE ORGANIC COMPOUNDS
REFERENCE: EPA 5030/8260

SAMPLE TYPE: WATER
UNITS: ug/L

COMPOUND NAME	CAS NO.	REPORTING LIMIT	SAMPLE CONC
DICHLORODIFLUOROMETHANE	75-71-8	0.500	ND
CHLOROMETHANE	74-87-3	0.500	ND
VINYL CHLORIDE	75-01-4	0.500	ND
BROMOMETHANE	74-83-9	0.500	ND
CHLOROETHANE	75-00-3	0.500	ND
TRICHLOROFLUOROMETHANE	75-69-4	0.500	ND
1,1-DICHLOROETHENE	75-35-4	0.500	ND
TRICHLOROTRIFLUOROETHANE	76-13-1	0.500	ND
METHYLENE CHLORIDE	75-09-2	2.50	ND
TRANS-1,2-DICHLOROETHENE	156-60-5	0.500	ND
1,1-DICHLOROETHANE	75-34-3	0.500	ND
CIS-1,2-DICHLOROETHENE	156-59-2	0.500	ND
2,2-DICHLOROPROPANE	594-20-7	0.500	ND
BROMOCHLOROMETHANE	74-97-5	0.500	ND
CHLOROFORM	67-66-3	0.500	ND
1,1,1-TRICHLOROETHANE	71-55-6	0.500	ND
CARBON TETRACHLORIDE	56-23-5	0.500	ND
1,1-DICHLOROPROPENE	563-58-6	0.500	ND
BENZENE	71-43-2	0.500	ND
1,2-DICHLOROETHANE	107-06-2	0.500	ND
TRICHLOROETHENE	79-01-6	0.500	ND
1,2-DICHLOROPROPANE	78-87-5	0.500	ND
DIBROMOMETHANE	74-95-3	0.500	ND
BROMODICHLOROMETHANE	75-27-4	0.500	ND
TRANS-1,3-DICHLOROPROPENE	10061-02-6	0.500	ND
TOLUENE	108-88-3	0.500	ND
CIS-1,3-DICHLOROPROPENE	10061-01-5	0.500	ND
1,1,2-TRICHLOROETHANE	79-00-5	0.500	ND
TETRACHLOROETHENE	127-18-4	0.500	ND
1,3-DICHLOROPROPANE	142-28-9	0.500	ND
DIBROMOCHLOROMETHANE	124-48-1	0.500	ND
1,2-DIBROMOETHANE	106-93-4	0.500	ND
CHLOROBENZENE	108-90-7	0.500	ND
1,1,1,2-TETRACHLOROETHANE	630-20-6	0.500	ND
ETHYLBENZENE	100-41-4	0.500	ND
XYLENE (M+P)	1330-20-7	0.500	ND
XYLENE (O)	1330-20-7	0.500	ND
STYRENE	100-42-5	0.500	ND
BROMOFORM	75-25-2	0.500	ND
ISOPROPYLBENZENE	98-82-8	0.500	ND
1,1,2,2-TETRACHLOROETHANE	79-34-5	0.500	ND
BROMOBENZENE	108-86-1	0.500	ND
1,2,3-TRICHLOROPROPANE	96-18-4	0.500	ND
N-PROPYLBENZENE	103-65-1	0.500	ND
2-CHLOROTOLUENE	95-49-8	0.500	ND

K PRIME, INC.
LABORATORY REPORT

K PRIME PROJECT: 9115
CLIENT PROJECT: A40028.01 T5

SAMPLE ID: H-I-42-46
LAB NO: 132629
DATE SAMPLED: 05/06/2015
TIME SAMPLED: 08:50
BATCH #: 050815W1
DATE ANALYZED: 05/11/2015

METHOD: VOLATILE ORGANIC COMPOUNDS
REFERENCE: EPA 5030/8260

SAMPLE TYPE: WATER
UNITS: ug/L

COMPOUND NAME	CAS NO.	REPORTING LIMIT	SAMPLE CONC
1,3,5-TRIMETHYLBENZENE	108-67-8	0.500	ND
4-CHLOROTOLUENE	106-43-4	0.500	ND
TERT-BUTYLBENZENE	98-06-6	0.500	ND
1,2,4-TRIMETHYLBENZENE	95-63-6	0.500	ND
SEC-BUTYLBENZENE	135-98-8	0.500	ND
1,3-DICHLOROBENZENE	541-73-1	0.500	ND
4-ISOPROPYLTOLUENE	99-87-6	0.500	ND
1,4-DICHLOROBENZENE	106-46-7	0.500	ND
N-BUTYLBENZENE	104-51-8	0.500	ND
1,2-DICHLOROBENZENE	95-50-1	0.500	ND
1,2-DIBROMO-3-CHLOROPROPANE	96-12-8	0.500	ND
1,2,4-TRICHLOROBENZENE	120-82-1	1.00	ND
HEXACHLOROBUTADIENE	87-68-3	1.00	ND
NAPHTHALENE	91-20-3	1.00	ND
1,2,3-TRICHLOROBENZENE	87-61-6	1.00	ND

SURROGATE RECOVERY	%
DIBROMOFLUOROMETHANE	102
TOLUENE-D8	102
4-BROMOFLUOROBENZENE	91

NOTES:

ND - NOT DETECTED AT OR ABOVE THE STATED REPORTING LIMIT

NA - NOT APPLICABLE OR AVAILABLE

APPROVED BY:
DATE: 05/14/2015

K PRIME, INC.
LABORATORY REPORT

K PRIME PROJECT: 9115
CLIENT PROJECT: A40028.01 T5

SAMPLE ID: H-I-42-46-DUP
LAB NO: 132630
DATE SAMPLED: 05/06/2015
TIME SAMPLED: 08:50
BATCH #: 050815W1
DATE ANALYZED: 05/11/2015

METHOD: VOLATILE ORGANIC COMPOUNDS
REFERENCE: EPA 5030/8260

SAMPLE TYPE: WATER
UNITS: ug/L

COMPOUND NAME	CAS NO.	REPORTING LIMIT	SAMPLE CONC
DICHLORODIFLUOROMETHANE	75-71-8	0.500	ND
CHLOROMETHANE	74-87-3	0.500	ND
VINYL CHLORIDE	75-01-4	0.500	ND
BROMOMETHANE	74-83-9	0.500	ND
CHLOROETHANE	75-00-3	0.500	ND
TRICHLOROFLUOROMETHANE	75-69-4	0.500	ND
1,1-DICHLOROETHENE	75-35-4	0.500	ND
TRICHLOROTRIFLUOROETHANE	76-13-1	0.500	ND
METHYLENE CHLORIDE	75-09-2	2.50	ND
TRANS-1,2-DICHLOROETHENE	156-60-5	0.500	ND
1,1-DICHLOROETHANE	75-34-3	0.500	ND
CIS-1,2-DICHLOROETHENE	156-59-2	0.500	ND
2,2-DICHLOROPROPANE	594-20-7	0.500	ND
BROMOCHLOROMETHANE	74-97-5	0.500	ND
CHLOROFORM	67-66-3	0.500	ND
1,1,1-TRICHLOROETHANE	71-55-6	0.500	ND
CARBON TETRACHLORIDE	56-23-5	0.500	ND
1,1-DICHLOROPROPENE	563-58-6	0.500	ND
BENZENE	71-43-2	0.500	ND
1,2-DICHLOROETHANE	107-06-2	0.500	ND
TRICHLOROETHENE	79-01-6	0.500	ND
1,2-DICHLOROPROPANE	78-87-5	0.500	ND
DIBROMOMETHANE	74-95-3	0.500	ND
BROMODICHLOROMETHANE	75-27-4	0.500	ND
TRANS-1,3-DICHLOROPROPENE	10061-02-6	0.500	ND
TOLUENE	108-88-3	0.500	ND
CIS-1,3-DICHLOROPROPENE	10061-01-5	0.500	ND
1,1,2-TRICHLOROETHANE	79-00-5	0.500	ND
TETRACHLOROETHENE	127-18-4	0.500	ND
1,3-DICHLOROPROPANE	142-28-9	0.500	ND
DIBROMOCHLOROMETHANE	124-48-1	0.500	ND
1,2-DIBROMOETHANE	106-93-4	0.500	ND
CHLOROBENZENE	108-90-7	0.500	ND
1,1,1,2-TETRACHLOROETHANE	630-20-6	0.500	ND
ETHYLBENZENE	100-41-4	0.500	ND
XYLENE (M+P)	1330-20-7	0.500	ND
XYLENE (O)	1330-20-7	0.500	ND
STYRENE	100-42-5	0.500	ND
BROMOFORM	75-25-2	0.500	ND
ISOPROPYLBENZENE	98-82-8	0.500	ND
1,1,2,2-TETRACHLOROETHANE	79-34-5	0.500	ND
BROMOBENZENE	108-86-1	0.500	ND
1,2,3-TRICHLOROPROPANE	96-18-4	0.500	ND
N-PROPYLBENZENE	103-65-1	0.500	ND
2-CHLOROTOLUENE	95-49-8	0.500	ND

K PRIME, INC.
LABORATORY REPORT

K PRIME PROJECT: 9115
CLIENT PROJECT: A40028.01 T5

SAMPLE ID: H-I-42-46-DUP
LAB NO: 132630
DATE SAMPLED: 05/06/2015
TIME SAMPLED: 08:50
BATCH #: 050815W1
DATE ANALYZED: 05/11/2015

METHOD: VOLATILE ORGANIC COMPOUNDS
REFERENCE: EPA 5030/8260

SAMPLE TYPE: WATER
UNITS: ug/L

COMPOUND NAME	CAS NO.	REPORTING LIMIT	SAMPLE CONC
1,3,5-TRIMETHYLBENZENE	108-67-8	0.500	ND
4-CHLOROTOLUENE	106-43-4	0.500	ND
TERT-BUTYLBENZENE	98-06-6	0.500	ND
1,2,4-TRIMETHYLBENZENE	95-63-6	0.500	ND
SEC-BUTYLBENZENE	135-98-8	0.500	ND
1,3-DICHLOROBENZENE	541-73-1	0.500	ND
4-ISOPROPYLTOLUENE	99-87-6	0.500	ND
1,4-DICHLOROBENZENE	106-46-7	0.500	ND
N-BUTYLBENZENE	104-51-8	0.500	ND
1,2-DICHLOROBENZENE	95-50-1	0.500	ND
1,2-DIBROMO-3-CHLOROPROPANE	96-12-8	0.500	ND
1,2,4-TRICHLOROBENZENE	120-82-1	1.00	ND
HEXACHLOROBUTADIENE	87-68-3	1.00	ND
NAPHTHALENE	91-20-3	1.00	ND
1,2,3-TRICHLOROBENZENE	87-61-6	1.00	ND

SURROGATE RECOVERY	%
DIBROMOFLUOROMETHANE	107
TOLUENE-D8	102
4-BROMOFLUOROBENZENE	93

NOTES:

ND - NOT DETECTED AT OR ABOVE THE STATED REPORTING LIMIT

NA - NOT APPLICABLE OR AVAILABLE

APPROVED BY: AW
DATE: 05/14/2015

K PRIME, INC.
LABORATORY REPORT

SAMPLE ID: H-I-29-33
LAB NO: 132631
DATE SAMPLED: 05/06/2015
TIME SAMPLED: 10:00
BATCH #: 050815W1
DATE ANALYZED: 05/11/2015

K PRIME PROJECT: 9115
CLIENT PROJECT: A40028.01 T5

METHOD: VOLATILE ORGANIC COMPOUNDS
REFERENCE: EPA 5030/8260

SAMPLE TYPE: WATER
UNITS: ug/L

COMPOUND NAME	CAS NO.	REPORTING LIMIT	SAMPLE CONC
DICHLORODIFLUOROMETHANE	75-71-8	0.500	ND
CHLOROMETHANE	74-87-3	0.500	ND
VINYL CHLORIDE	75-01-4	0.500	ND
BROMOMETHANE	74-83-9	0.500	ND
CHLOROETHANE	75-00-3	0.500	ND
TRICHLOROFLUOROMETHANE	75-69-4	0.500	ND
1,1-DICHLOROETHENE	75-35-4	0.500	ND
TRICHLOROTRIFLUOROETHANE	76-13-1	0.500	ND
METHYLENE CHLORIDE	75-09-2	2.50	ND
TRANS-1,2-DICHLOROETHENE	156-60-5	0.500	ND
1,1-DICHLOROETHANE	75-34-3	0.500	ND
CIS-1,2-DICHLOROETHENE	156-59-2	0.500	ND
2,2-DICHLOROPROPANE	594-20-7	0.500	ND
BROMOCHLOROMETHANE	74-97-5	0.500	ND
CHLOROFORM	67-66-3	0.500	ND
1,1,1-TRICHLOROETHANE	71-55-6	0.500	ND
CARBON TETRACHLORIDE	56-23-5	0.500	ND
1,1-DICHLOROPROPENE	563-58-6	0.500	ND
BENZENE	71-43-2	0.500	ND
1,2-DICHLOROETHANE	107-06-2	0.500	ND
TRICHLOROETHENE	79-01-6	0.500	ND
1,2-DICHLOROPROPANE	78-87-5	0.500	ND
DIBROMOMETHANE	74-95-3	0.500	ND
BROMODICHLOROMETHANE	75-27-4	0.500	ND
TRANS-1,3-DICHLOROPROPENE	10061-02-6	0.500	ND
TOLUENE	108-88-3	0.500	ND
CIS-1,3-DICHLOROPROPENE	10061-01-5	0.500	ND
1,1,2-TRICHLOROETHANE	79-00-5	0.500	ND
TETRACHLOROETHENE	127-18-4	0.500	ND
1,3-DICHLOROPROPANE	142-28-9	0.500	ND
DIBROMOCHLOROMETHANE	124-48-1	0.500	ND
1,2-DIBROMOETHANE	106-93-4	0.500	ND
CHLOROBENZENE	108-90-7	0.500	ND
1,1,1,2-TETRACHLOROETHANE	630-20-6	0.500	ND
ETHYLBENZENE	100-41-4	0.500	ND
XYLENE (M+P)	1330-20-7	0.500	ND
XYLENE (O)	1330-20-7	0.500	ND
STYRENE	100-42-5	0.500	ND
BROMOFORM	75-25-2	0.500	ND
ISOPROPYLBENZENE	98-82-8	0.500	ND
1,1,2,2-TETRACHLOROETHANE	79-34-5	0.500	ND
BROMOBENZENE	108-86-1	0.500	ND
1,2,3-TRICHLOROPROPANE	96-18-4	0.500	ND
N-PROPYLBENZENE	103-65-1	0.500	ND
2-CHLOROTOLUENE	95-49-8	0.500	ND

K PRIME, INC.
LABORATORY REPORT

SAMPLE ID: H-H-42-46
LAB NO: 132632
DATE SAMPLED: 05/06/2015
TIME SAMPLED: 09:32
BATCH #: 050815W1
DATE ANALYZED: 05/11/2015

K PRIME PROJECT: 9115
CLIENT PROJECT: A40028.01 T5

METHOD: VOLATILE ORGANIC COMPOUNDS
REFERENCE: EPA 5030/8260

SAMPLE TYPE: WATER
UNITS: ug/L

COMPOUND NAME	CAS NO.	REPORTING LIMIT	SAMPLE CONC
DICHLORODIFLUOROMETHANE	75-71-8	0.500	ND
CHLOROMETHANE	74-87-3	0.500	ND
VINYL CHLORIDE	75-01-4	0.500	ND
BROMOMETHANE	74-83-9	0.500	ND
CHLOROETHANE	75-00-3	0.500	ND
TRICHLOROFLUOROMETHANE	75-69-4	0.500	ND
1,1-DICHLOROETHENE	75-35-4	0.500	ND
TRICHLOROTRIFLUOROETHANE	76-13-1	0.500	ND
METHYLENE CHLORIDE	75-09-2	2.50	ND
TRANS-1,2-DICHLOROETHENE	156-60-5	0.500	ND
1,1-DICHLOROETHANE	75-34-3	0.500	ND
CIS-1,2-DICHLOROETHENE	156-59-2	0.500	ND
2,2-DICHLOROPROPANE	594-20-7	0.500	ND
BROMOCHLOROMETHANE	74-97-5	0.500	ND
CHLOROFORM	67-66-3	0.500	ND
1,1,1-TRICHLOROETHANE	71-55-6	0.500	ND
CARBON TETRACHLORIDE	56-23-5	0.500	ND
1,1-DICHLOROPROPENE	563-58-6	0.500	ND
BENZENE	71-43-2	0.500	ND
1,2-DICHLOROETHANE	107-06-2	0.500	ND
TRICHLOROETHENE	79-01-6	0.500	ND
1,2-DICHLOROPROPANE	78-87-5	0.500	ND
DIBROMOMETHANE	74-95-3	0.500	ND
BROMODICHLOROMETHANE	75-27-4	0.500	ND
TRANS-1,3-DICHLOROPROPENE	10061-02-6	0.500	ND
TOLUENE	108-88-3	0.500	ND
CIS-1,3-DICHLOROPROPENE	10061-01-5	0.500	ND
1,1,2-TRICHLOROETHANE	79-00-5	0.500	ND
TETRACHLOROETHENE	127-18-4	0.500	ND
1,3-DICHLOROPROPANE	142-28-9	0.500	ND
DIBROMOCHLOROMETHANE	124-48-1	0.500	ND
1,2-DIBROMOETHANE	106-93-4	0.500	ND
CHLOROBENZENE	108-90-7	0.500	ND
1,1,1,2-TETRACHLOROETHANE	630-20-6	0.500	ND
ETHYLBENZENE	100-41-4	0.500	ND
XYLENE (M+P)	1330-20-7	0.500	ND
XYLENE (O)	1330-20-7	0.500	ND
STYRENE	100-42-5	0.500	ND
BROMOFORM	75-25-2	0.500	ND
ISOPROPYLBENZENE	98-82-8	0.500	ND
1,1,2,2-TETRACHLOROETHANE	79-34-5	0.500	ND
BROMOBENZENE	108-86-1	0.500	ND
1,2,3-TRICHLOROPROPANE	96-18-4	0.500	ND
N-PROPYLBENZENE	103-65-1	0.500	ND
2-CHLOROTOLUENE	95-49-8	0.500	ND

K PRIME, INC.
LABORATORY REPORT

K PRIME PROJECT: 9115
CLIENT PROJECT: A40028.01 T5

SAMPLE ID: H-H-42-46
LAB NO: 132632
DATE SAMPLED: 05/06/2015
TIME SAMPLED: 09:32
BATCH #: 050815W1
DATE ANALYZED: 05/11/2015

METHOD: VOLATILE ORGANIC COMPOUNDS
REFERENCE: EPA 5030/8260

SAMPLE TYPE: WATER
UNITS: ug/L

COMPOUND NAME	CAS NO.	REPORTING LIMIT	SAMPLE CONC
1,3,5-TRIMETHYLBENZENE	108-67-8	0.500	ND
4-CHLOROTOLUENE	106-43-4	0.500	ND
TERT-BUTYLBENZENE	98-06-6	0.500	ND
1,2,4-TRIMETHYLBENZENE	95-63-6	0.500	ND
SEC-BUTYLBENZENE	135-98-8	0.500	ND
1,3-DICHLOROBENZENE	541-73-1	0.500	ND
4-ISOPROPYLTOLUENE	99-87-6	0.500	ND
1,4-DICHLOROBENZENE	106-46-7	0.500	ND
N-BUTYLBENZENE	104-51-8	0.500	ND
1,2-DICHLOROBENZENE	95-50-1	0.500	ND
1,2-DIBROMO-3-CHLOROPROPANE	96-12-8	0.500	ND
1,2,4-TRICHLOROBENZENE	120-82-1	1.00	ND
HEXACHLOROBUTADIENE	87-68-3	1.00	ND
NAPHTHALENE	91-20-3	1.00	ND
1,2,3-TRICHLOROBENZENE	87-61-6	1.00	ND

SURROGATE RECOVERY	%
DIBROMOFLUOROMETHANE	108
TOLUENE-D8	101
4-BROMOFLUOROBENZENE	92

NOTES:

ND - NOT DETECTED AT OR ABOVE THE STATED REPORTING LIMIT

NA - NOT APPLICABLE OR AVAILABLE

APPROVED BY: chw
DATE: 05/14/2015

K PRIME, INC.
LABORATORY REPORT

K PRIME PROJECT: 9115
CLIENT PROJECT: A40028.01 T5

SAMPLE ID: G1-58-62
LAB NO: 132633
DATE SAMPLED: 05/06/2015
TIME SAMPLED: 11:20
BATCH #: 050815W1
DATE ANALYZED: 05/11/2015

METHOD: VOLATILE ORGANIC COMPOUNDS
REFERENCE: EPA 5030/8260

SAMPLE TYPE: WATER
UNITS: ug/L

COMPOUND NAME	CAS NO.	REPORTING LIMIT	SAMPLE CONC
DICHLORODIFLUOROMETHANE	75-71-8	0.500	ND
CHLOROMETHANE	74-87-3	0.500	ND
VINYL CHLORIDE	75-01-4	0.500	ND
BROMOMETHANE	74-83-9	0.500	ND
CHLOROETHANE	75-00-3	0.500	ND
TRICHLOROFLUOROMETHANE	75-69-4	0.500	ND
1,1-DICHLOROETHENE	75-35-4	0.500	ND
TRICHLOROTRIFLUOROETHANE	76-13-1	0.500	ND
METHYLENE CHLORIDE	75-09-2	2.50	ND
TRANS-1,2-DICHLOROETHENE	156-60-5	0.500	ND
1,1-DICHLOROETHANE	75-34-3	0.500	ND
CIS-1,2-DICHLOROETHENE	156-59-2	0.500	ND
2,2-DICHLOROPROPANE	594-20-7	0.500	ND
BROMOCHLOROMETHANE	74-97-5	0.500	ND
CHLOROFORM	67-66-3	0.500	ND
1,1,1-TRICHLOROETHANE	71-55-6	0.500	ND
CARBON TETRACHLORIDE	56-23-5	0.500	ND
1,1-DICHLOROPROPENE	563-58-6	0.500	ND
BENZENE	71-43-2	0.500	ND
1,2-DICHLOROETHANE	107-06-2	0.500	ND
TRICHLOROETHENE	79-01-6	0.500	ND
1,2-DICHLOROPROPANE	78-87-5	0.500	ND
DIBROMOMETHANE	74-95-3	0.500	ND
BROMODICHLOROMETHANE	75-27-4	0.500	ND
TRANS-1,3-DICHLOROPROPENE	10061-02-6	0.500	ND
TOLUENE	108-88-3	0.500	ND
CIS-1,3-DICHLOROPROPENE	10061-01-5	0.500	ND
1,1,2-TRICHLOROETHANE	79-00-5	0.500	ND
TETRACHLOROETHENE	127-18-4	0.500	ND
1,3-DICHLOROPROPANE	142-28-9	0.500	ND
DIBROMOCHLOROMETHANE	124-48-1	0.500	ND
1,2-DIBROMOETHANE	106-93-4	0.500	ND
CHLOROBENZENE	108-90-7	0.500	ND
1,1,1,2-TETRACHLOROETHANE	630-20-6	0.500	ND
ETHYLBENZENE	100-41-4	0.500	ND
XYLENE (M+P)	1330-20-7	0.500	ND
XYLENE (O)	1330-20-7	0.500	ND
STYRENE	100-42-5	0.500	ND
BROMOFORM	75-25-2	0.500	ND
ISOPROPYLBENZENE	98-82-8	0.500	ND
1,1,2,2-TETRACHLOROETHANE	79-34-5	0.500	ND
BROMOBENZENE	108-86-1	0.500	ND
1,2,3-TRICHLOROPROPANE	96-18-4	0.500	ND
N-PROPYLBENZENE	103-65-1	0.500	ND
2-CHLOROTOLUENE	95-49-8	0.500	ND

K PRIME, INC.
LABORATORY REPORT

K PRIME PROJECT: 9115
CLIENT PROJECT: A40028.01 T5

SAMPLE ID: G1-58-62
LAB NO: 132633
DATE SAMPLED: 05/06/2015
TIME SAMPLED: 11:20
BATCH #: 050815W1
DATE ANALYZED: 05/11/2015

METHOD: VOLATILE ORGANIC COMPOUNDS
REFERENCE: EPA 5030/8260

SAMPLE TYPE: WATER
UNITS: ug/L

COMPOUND NAME	CAS NO.	REPORTING LIMIT	SAMPLE CONC
1,3,5-TRIMETHYLBENZENE	108-67-8	0.500	ND
4-CHLOROTOLUENE	106-43-4	0.500	ND
TERT-BUTYLBENZENE	98-06-6	0.500	ND
1,2,4-TRIMETHYLBENZENE	95-63-6	0.500	ND
SEC-BUTYLBENZENE	135-98-8	0.500	ND
1,3-DICHLOROBENZENE	541-73-1	0.500	ND
4-ISOPROPYLTOLUENE	99-87-6	0.500	ND
1,4-DICHLOROBENZENE	106-46-7	0.500	ND
N-BUTYLBENZENE	104-51-8	0.500	ND
1,2-DICHLOROBENZENE	95-50-1	0.500	ND
1,2-DIBROMO-3-CHLOROPROPANE	96-12-8	0.500	ND
1,2,4-TRICHLOROBENZENE	120-82-1	1.00	ND
HEXACHLOROBUTADIENE	87-68-3	1.00	ND
NAPHTHALENE	91-20-3	1.00	ND
1,2,3-TRICHLOROBENZENE	87-61-6	1.00	ND

SURROGATE RECOVERY	%
DIBROMOFLUOROMETHANE	105
TOLUENE-D8	101
4-BROMOFLUOROBENZENE	91

NOTES:

ND - NOT DETECTED AT OR ABOVE THE STATED REPORTING LIMIT

NA -NOT APPLICABLE OR AVAILABLE

APPROVED BY: CW
DATE: 05/14/2015

K PRIME, INC.
LABORATORY REPORT

K PRIME PROJECT: 9115
CLIENT PROJECT: A40028.01 T5

SAMPLE ID: MPW3
LAB NO: 132634
DATE SAMPLED: 05/07/2015
TIME SAMPLED: 15:16
BATCH #: 050815W1
DATE ANALYZED: 05/11/2015

METHOD: VOLATILE ORGANIC COMPOUNDS
REFERENCE: EPA 5030/8260

SAMPLE TYPE: WATER
UNITS: ug/L

COMPOUND NAME	CAS NO.	REPORTING LIMIT	SAMPLE CONC
DICHLORODIFLUOROMETHANE	75-71-8	5.00	ND
CHLOROMETHANE	74-87-3	5.00	ND
VINYL CHLORIDE	75-01-4	5.00	8.62
BROMOMETHANE	74-83-9	5.00	ND
CHLOROETHANE	75-00-3	5.00	ND
TRICHLOROFLUOROMETHANE	75-69-4	5.00	ND
1,1-DICHLOROETHENE	75-35-4	5.00	ND
TRICHLOROTRIFLUOROETHANE	76-13-1	5.00	ND
METHYLENE CHLORIDE	75-09-2	25.0	ND
TRANS-1,2-DICHLOROETHENE	156-60-5	5.00	57.9
1,1-DICHLOROETHANE	75-34-3	5.00	16.8
CIS-1,2-DICHLOROETHENE	156-59-2	5.00	57.2
2,2-DICHLOROPROPANE	594-20-7	5.00	ND
BROMOCHLOROMETHANE	74-97-5	5.00	ND
CHLOROFORM	67-66-3	5.00	ND
1,1,1-TRICHLOROETHANE	71-55-6	5.00	ND
CARBON TETRACHLORIDE	56-23-5	5.00	ND
1,1-DICHLOROPROPENE	563-58-6	5.00	ND
BENZENE	71-43-2	5.00	ND
1,2-DICHLOROETHANE	107-06-2	5.00	ND
TRICHLOROETHENE	79-01-6	5.00	418
1,2-DICHLOROPROPANE	78-87-5	5.00	ND
DIBROMOMETHANE	74-95-3	5.00	ND
BROMODICHLOROMETHANE	75-27-4	5.00	ND
TRANS-1,3-DICHLOROPROPENE	10061-02-6	5.00	ND
TOLUENE	108-88-3	5.00	ND
CIS-1,3-DICHLOROPROPENE	10061-01-5	5.00	ND
1,1,2-TRICHLOROETHANE	79-00-5	5.00	ND
TETRACHLOROETHENE	127-18-4	5.00	ND
1,3-DICHLOROPROPANE	142-28-9	5.00	ND
DIBROMOCHLOROMETHANE	124-48-1	5.00	ND
1,2-DIBROMOETHANE	106-93-4	5.00	ND
CHLOROBENZENE	108-90-7	5.00	18.9
1,1,1,2-TETRACHLOROETHANE	630-20-6	5.00	ND
ETHYLBENZENE	100-41-4	5.00	ND
XYLENE (M+P)	1330-20-7	5.00	ND
XYLENE (O)	1330-20-7	5.00	ND
STYRENE	100-42-5	5.00	ND
BROMOFORM	75-25-2	5.00	ND
ISOPROPYLBENZENE	98-82-8	5.00	ND
1,1,2,2-TETRACHLOROETHANE	79-34-5	5.00	ND
BROMOBENZENE	108-86-1	5.00	ND
1,2,3-TRICHLOROPROPANE	96-18-4	5.00	ND
N-PROPYLBENZENE	103-65-1	5.00	ND
2-CHLOROTOLUENE	95-49-8	5.00	ND

K PRIME, INC.
LABORATORY REPORT

K PRIME PROJECT: 9115
CLIENT PROJECT: A40028.01 T5

SAMPLE ID: MPW3
LAB NO: 132634
DATE SAMPLED: 05/07/2015
TIME SAMPLED: 15:16
BATCH #: 050815W1
DATE ANALYZED: 05/11/2015

METHOD: VOLATILE ORGANIC COMPOUNDS
REFERENCE: EPA 5030/8260

SAMPLE TYPE: WATER
UNITS: ug/L

COMPOUND NAME	CAS NO.	REPORTING LIMIT	SAMPLE CONC
1,3,5-TRIMETHYLBENZENE	108-67-8	5.00	ND
4-CHLOROTOLUENE	106-43-4	5.00	ND
TERT-BUTYLBENZENE	98-06-6	5.00	ND
1,2,4-TRIMETHYLBENZENE	95-63-6	5.00	ND
SEC-BUTYLBENZENE	135-98-8	5.00	ND
1,3-DICHLOROBENZENE	541-73-1	5.00	ND
4-ISOPROPYLTOLUENE	99-87-6	5.00	ND
1,4-DICHLOROBENZENE	106-46-7	5.00	ND
N-BUTYLBENZENE	104-51-8	5.00	ND
1,2-DICHLOROBENZENE	95-50-1	5.00	ND
1,2-DIBROMO-3-CHLOROPROPANE	96-12-8	5.00	ND
1,2,4-TRICHLOROBENZENE	120-82-1	10.0	ND
HEXACHLOROBUTADIENE	87-68-3	10.0	ND
NAPHTHALENE	91-20-3	10.0	ND
1,2,3-TRICHLOROBENZENE	87-61-6	10.0	ND

SURROGATE RECOVERY	%
DIBROMOFLUOROMETHANE	106
TOLUENE-D8	101
4-BROMOFLUOROBENZENE	93

NOTES:

ND - NOT DETECTED AT OR ABOVE THE STATED REPORTING LIMIT

NA - NOT APPLICABLE OR AVAILABLE

APPROVED BY: *AW*
DATE: 05/14/2015

K PRIME, INC.
LABORATORY REPORT

K PRIME PROJECT: 9115
CLIENT PROJECT: A40028.01 T5

SAMPLE ID: MPW2
LAB NO: 132635
DATE SAMPLED: 05/07/2015
TIME SAMPLED: 11:15
BATCH #: 050815W1
DATE ANALYZED: 05/11/2015

METHOD: VOLATILE ORGANIC COMPOUNDS
REFERENCE: EPA 5030/8260

SAMPLE TYPE: WATER
UNITS: ug/L

COMPOUND NAME	CAS NO.	REPORTING LIMIT	SAMPLE CONC
DICHLORODIFLUOROMETHANE	75-71-8	1.00	ND
CHLOROMETHANE	74-87-3	1.00	ND
VINYL CHLORIDE	75-01-4	1.00	45.1
BROMOMETHANE	74-83-9	1.00	ND
CHLOROETHANE	75-00-3	1.00	ND
TRICHLOROFUOROMETHANE	75-69-4	1.00	ND
1,1-DICHLOROETHENE	75-35-4	1.00	ND
TRICHLOROTRIFLUOROETHANE	76-13-1	1.00	ND
METHYLENE CHLORIDE	75-09-2	5.00	ND
TRANS-1,2-DICHLOROETHENE	156-60-5	1.00	1.40
1,1-DICHLOROETHANE	75-34-3	1.00	61.6
CIS-1,2-DICHLOROETHENE	156-59-2	1.00	5.97
2,2-DICHLOROPROPANE	594-20-7	1.00	ND
BROMOCHLOROMETHANE	74-97-5	1.00	ND
CHLOROFORM	67-66-3	1.00	ND
1,1,1-TRICHLOROETHANE	71-55-6	1.00	ND
CARBON TETRACHLORIDE	56-23-5	1.00	ND
1,1-DICHLOROPROPENE	563-58-6	1.00	ND
BENZENE	71-43-2	1.00	ND
1,2-DICHLOROETHANE	107-06-2	1.00	ND
TRICHLOROETHENE	79-01-6	1.00	ND
1,2-DICHLOROPROPANE	78-87-5	1.00	ND
DIBROMOMETHANE	74-95-3	1.00	ND
BROMODICHLOROMETHANE	75-27-4	1.00	ND
TRANS-1,3-DICHLOROPROPENE	10061-02-6	1.00	ND
TOLUENE	108-88-3	1.00	ND
CIS-1,3-DICHLOROPROPENE	10061-01-5	1.00	ND
1,1,2-TRICHLOROETHANE	79-00-5	1.00	ND
TETRACHLOROETHENE	127-18-4	1.00	ND
1,3-DICHLOROPROPANE	142-28-9	1.00	ND
DIBROMOCHLOROMETHANE	124-48-1	1.00	ND
1,2-DIBROMOETHANE	106-93-4	1.00	ND
CHLOROBENZENE	108-90-7	1.00	9.25
1,1,1,2-TETRACHLOROETHANE	630-20-6	1.00	ND
ETHYLBENZENE	100-41-4	1.00	ND
XYLENE (M+P)	1330-20-7	1.00	ND
XYLENE (O)	1330-20-7	1.00	ND
STYRENE	100-42-5	1.00	ND
BROMOFORM	75-25-2	1.00	ND
ISOPROPYLBENZENE	98-82-8	1.00	ND
1,1,2,2-TETRACHLOROETHANE	79-34-5	1.00	ND
BROMOBENZENE	108-86-1	1.00	ND
1,2,3-TRICHLOROPROPANE	96-18-4	1.00	ND
N-PROPYLBENZENE	103-65-1	1.00	ND
2-CHLOROTOLUENE	95-49-8	1.00	2.50

K PRIME, INC.
LABORATORY REPORT

SAMPLE ID: MPW1
LAB NO: 132636
DATE SAMPLED: 05/07/2015
TIME SAMPLED: 16:36
BATCH #: 050815W1
DATE ANALYZED: 05/11/2015

K PRIME PROJECT: 9115
CLIENT PROJECT: A40028.01 T5

METHOD: VOLATILE ORGANIC COMPOUNDS
REFERENCE: EPA 5030/8260

SAMPLE TYPE: WATER
UNITS: ug/L

COMPOUND NAME	CAS NO.	REPORTING LIMIT	SAMPLE CONC
DICHLORODIFLUOROMETHANE	75-71-8	10.0	ND
CHLOROMETHANE	74-87-3	10.0	ND
VINYL CHLORIDE	75-01-4	10.0	21.9
BROMOMETHANE	74-83-9	10.0	ND
CHLOROETHANE	75-00-3	10.0	ND
TRICHLOROFLUOROMETHANE	75-69-4	10.0	ND
1,1-DICHLOROETHENE	75-35-4	10.0	ND
TRICHLOROTRIFLUOROETHANE	76-13-1	10.0	ND
METHYLENE CHLORIDE	75-09-2	50.0	ND
TRANS-1,2-DICHLOROETHENE	156-60-5	10.0	98.1
1,1-DICHLOROETHANE	75-34-3	10.0	31.9
CIS-1,2-DICHLOROETHENE	156-59-2	10.0	196
2,2-DICHLOROPROPANE	594-20-7	10.0	ND
BROMOCHLOROMETHANE	74-97-5	10.0	ND
CHLOROFORM	67-66-3	10.0	ND
1,1,1-TRICHLOROETHANE	71-55-6	10.0	ND
CARBON TETRACHLORIDE	56-23-5	10.0	ND
1,1-DICHLOROPROPENE	563-58-6	10.0	ND
BENZENE	71-43-2	10.0	ND
1,2-DICHLOROETHANE	107-06-2	10.0	ND
TRICHLOROETHENE	79-01-6	10.0	1380
1,2-DICHLOROPROPANE	78-87-5	10.0	ND
DIBROMOMETHANE	74-95-3	10.0	ND
BROMODICHLOROMETHANE	75-27-4	10.0	ND
TRANS-1,3-DICHLOROPROPENE	10061-02-6	10.0	ND
TOLUENE	108-88-3	10.0	ND
CIS-1,3-DICHLOROPROPENE	10061-01-5	10.0	ND
1,1,2-TRICHLOROETHANE	79-00-5	10.0	ND
TETRACHLOROETHENE	127-18-4	10.0	14.7
1,3-DICHLOROPROPANE	142-28-9	10.0	ND
DIBROMOCHLOROMETHANE	124-48-1	10.0	ND
1,2-DIBROMOETHANE	106-93-4	10.0	ND
CHLOROBENZENE	108-90-7	10.0	ND
1,1,1,2-TETRACHLOROETHANE	630-20-6	10.0	ND
ETHYLBENZENE	100-41-4	10.0	ND
XYLENE (M+P)	1330-20-7	10.0	ND
XYLENE (O)	1330-20-7	10.0	ND
STYRENE	100-42-5	10.0	ND
BROMOFORM	75-25-2	10.0	ND
ISOPROPYLBENZENE	98-82-8	10.0	ND
1,1,2,2-TETRACHLOROETHANE	79-34-5	10.0	ND
BROMOBENZENE	108-86-1	10.0	ND
1,2,3-TRICHLOROPROPANE	96-18-4	10.0	ND
N-PROPYLBENZENE	103-65-1	10.0	ND
2-CHLOROTOLUENE	95-49-8	10.0	ND

K PRIME, INC.
LABORATORY REPORT

K PRIME PROJECT: 9115
CLIENT PROJECT: A40028.01 T5

SAMPLE ID: MPW1
LAB NO: 132636
DATE SAMPLED: 05/07/2015
TIME SAMPLED: 16:36
BATCH #: 050815W1
DATE ANALYZED: 05/11/2015

METHOD: VOLATILE ORGANIC COMPOUNDS
REFERENCE: EPA 5030/8260

SAMPLE TYPE: WATER
UNITS: ug/L

COMPOUND NAME	CAS NO.	REPORTING LIMIT	SAMPLE CONC
1,3,5-TRIMETHYLBENZENE	108-67-8	10.0	ND
4-CHLOROTOLUENE	106-43-4	10.0	ND
TERT-BUTYLBENZENE	98-06-6	10.0	ND
1,2,4-TRIMETHYLBENZENE	95-63-6	10.0	ND
SEC-BUTYLBENZENE	135-98-8	10.0	ND
1,3-DICHLOROBENZENE	541-73-1	10.0	ND
4-ISOPROPYLTOLUENE	99-87-6	10.0	ND
1,4-DICHLOROBENZENE	106-46-7	10.0	ND
N-BUTYLBENZENE	104-51-8	10.0	ND
1,2-DICHLOROBENZENE	95-50-1	10.0	ND
1,2-DIBROMO-3-CHLOROPROPANE	96-12-8	10.0	ND
1,2,4-TRICHLOROBENZENE	120-82-1	20.0	ND
HEXACHLOROBUTADIENE	87-68-3	20.0	ND
NAPHTHALENE	91-20-3	20.0	ND
1,2,3-TRICHLOROBENZENE	87-61-6	20.0	ND

SURROGATE RECOVERY	%
DIBROMOFLUOROMETHANE	104
TOLUENE-D8	102
4-BROMOFLUOROBENZENE	94

NOTES:

ND - NOT DETECTED AT OR ABOVE THE STATED REPORTING LIMIT
NA - NOT APPLICABLE OR AVAILABLE

APPROVED BY: AW
DATE: 05/14/2015

K PRIME, INC.
LABORATORY REPORT

K PRIME PROJECT: 9115
CLIENT PROJECT: A40028.01 T5

SAMPLE ID: MPW1-DUP
LAB NO: 132637
DATE SAMPLED: 05/07/2015
TIME SAMPLED: 16:36
BATCH #: 050815W1
DATE ANALYZED: 05/11/2015

METHOD: VOLATILE ORGANIC COMPOUNDS
REFERENCE: EPA 5030/8260

SAMPLE TYPE: WATER
UNITS: ug/L

COMPOUND NAME	CAS NO.	REPORTING LIMIT	SAMPLE CONC
DICHLORODIFLUOROMETHANE	75-71-8	10.0	ND
CHLOROMETHANE	74-87-3	10.0	ND
VINYL CHLORIDE	75-01-4	10.0	24.5
BROMOMETHANE	74-83-9	10.0	ND
CHLOROETHANE	75-00-3	10.0	ND
TRICHLOROFUOROMETHANE	75-69-4	10.0	ND
1,1-DICHLOROETHENE	75-35-4	10.0	ND
TRICHLOROTRIFLUOROETHANE	76-13-1	10.0	ND
METHYLENE CHLORIDE	75-09-2	50.0	ND
TRANS-1,2-DICHLOROETHENE	156-60-5	10.0	99.9
1,1-DICHLOROETHANE	75-34-3	10.0	30.4
CIS-1,2-DICHLOROETHENE	156-59-2	10.0	199
2,2-DICHLOROPROPANE	594-20-7	10.0	ND
BROMOCHLOROMETHANE	74-97-5	10.0	ND
CHLOROFORM	67-66-3	10.0	ND
1,1,1-TRICHLOROETHANE	71-55-6	10.0	ND
CARBON TETRACHLORIDE	56-23-5	10.0	ND
1,1-DICHLOROPROPENE	563-58-6	10.0	ND
BENZENE	71-43-2	10.0	ND
1,2-DICHLOROETHANE	107-06-2	10.0	ND
TRICHLOROETHENE	79-01-6	10.0	1390
1,2-DICHLOROPROPANE	78-87-5	10.0	ND
DIBROMOMETHANE	74-95-3	10.0	ND
BROMODICHLOROMETHANE	75-27-4	10.0	ND
TRANS-1,3-DICHLOROPROPENE	10061-02-6	10.0	ND
TOLUENE	108-88-3	10.0	ND
CIS-1,3-DICHLOROPROPENE	10061-01-5	10.0	ND
1,1,2-TRICHLOROETHANE	79-00-5	10.0	ND
TETRACHLOROETHENE	127-18-4	10.0	15.1
1,3-DICHLOROPROPANE	142-28-9	10.0	ND
DIBROMOCHLOROMETHANE	124-48-1	10.0	ND
1,2-DIBROMOETHANE	106-93-4	10.0	ND
CHLOROBENZENE	108-90-7	10.0	ND
1,1,1,2-TETRACHLOROETHANE	630-20-6	10.0	ND
ETHYLBENZENE	100-41-4	10.0	ND
XYLENE (M+P)	1330-20-7	10.0	ND
XYLENE (O)	1330-20-7	10.0	ND
STYRENE	100-42-5	10.0	ND
BROMOFORM	75-25-2	10.0	ND
ISOPROPYLBENZENE	98-82-8	10.0	ND
1,1,2,2-TETRACHLOROETHANE	79-34-5	10.0	ND
BROMOBENZENE	108-86-1	10.0	ND
1,2,3-TRICHLOROPROPANE	96-18-4	10.0	ND
N-PROPYLBENZENE	103-65-1	10.0	ND
2-CHLOROTOLUENE	95-49-8	10.0	ND

K PRIME, INC.
LABORATORY REPORT

K PRIME PROJECT: 9115
CLIENT PROJECT: A40028.01 T5

SAMPLE ID: MPW1-DUP
LAB NO: 132637
DATE SAMPLED: 05/07/2015
TIME SAMPLED: 16:36
BATCH #: 050815W1
DATE ANALYZED: 05/11/2015

METHOD: VOLATILE ORGANIC COMPOUNDS
REFERENCE: EPA 5030/8260

SAMPLE TYPE: WATER
UNITS: ug/L

COMPOUND NAME	CAS NO.	REPORTING LIMIT	SAMPLE CONC
1,3,5-TRIMETHYLBENZENE	108-67-8	10.0	ND
4-CHLOROTOLUENE	106-43-4	10.0	ND
TERT-BUTYLBENZENE	98-06-6	10.0	ND
1,2,4-TRIMETHYLBENZENE	95-63-6	10.0	ND
SEC-BUTYLBENZENE	135-98-8	10.0	ND
1,3-DICHLOROBENZENE	541-73-1	10.0	ND
4-ISOPROPYLTOLUENE	99-87-6	10.0	ND
1,4-DICHLOROBENZENE	106-46-7	10.0	ND
N-BUTYLBENZENE	104-51-8	10.0	ND
1,2-DICHLOROBENZENE	95-50-1	10.0	ND
1,2-DIBROMO-3-CHLOROPROPANE	96-12-8	10.0	ND
1,2,4-TRICHLOROBENZENE	120-82-1	20.0	ND
HEXACHLOROBUTADIENE	87-68-3	20.0	ND
NAPHTHALENE	91-20-3	20.0	ND
1,2,3-TRICHLOROBENZENE	87-61-6	20.0	ND

SURROGATE RECOVERY	%
DIBROMOFLUOROMETHANE	105
TOLUENE-D8	102
4-BROMOFLUOROBENZENE	91

NOTES:

ND - NOT DETECTED AT OR ABOVE THE STATED REPORTING LIMIT
NA - NOT APPLICABLE OR AVAILABLE

APPROVED BY: Ch
DATE: 05/14/2015

K PRIME, INC.
LABORATORY REPORT

SAMPLE ID: OSN7-52-56
LAB NO: 132638
DATE SAMPLED: 05/07/2015
TIME SAMPLED: 13:40
BATCH #: 050815W1
DATE ANALYZED: 05/11/2015

K PRIME PROJECT: 9115
CLIENT PROJECT: A40028.01 T5

METHOD: VOLATILE ORGANIC COMPOUNDS
REFERENCE: EPA 5030/8260

SAMPLE TYPE: WATER
UNITS: ug/L

COMPOUND NAME	CAS NO.	REPORTING LIMIT	SAMPLE CONC
DICHLORODIFLUOROMETHANE	75-71-8	0.500	ND
CHLOROMETHANE	74-87-3	0.500	ND
VINYL CHLORIDE	75-01-4	0.500	ND
BROMOMETHANE	74-83-9	0.500	ND
CHLOROETHANE	75-00-3	0.500	ND
TRICHLOROFLUOROMETHANE	75-69-4	0.500	ND
1,1-DICHLOROETHENE	75-35-4	0.500	ND
TRICHLOROTRIFLUOROETHANE	76-13-1	0.500	ND
METHYLENE CHLORIDE	75-09-2	2.50	ND
TRANS-1,2-DICHLOROETHENE	156-60-5	0.500	ND
1,1-DICHLOROETHANE	75-34-3	0.500	ND
CIS-1,2-DICHLOROETHENE	156-59-2	0.500	ND
2,2-DICHLOROPROPANE	594-20-7	0.500	ND
BROMOCHLOROMETHANE	74-97-5	0.500	ND
CHLOROFORM	67-66-3	0.500	ND
1,1,1-TRICHLOROETHANE	71-55-6	0.500	ND
CARBON TETRACHLORIDE	56-23-5	0.500	ND
1,1-DICHLOROPROPENE	563-58-6	0.500	ND
BENZENE	71-43-2	0.500	ND
1,2-DICHLOROETHANE	107-06-2	0.500	ND
TRICHLOROETHENE	79-01-6	0.500	ND
1,2-DICHLOROPROPANE	78-87-5	0.500	ND
DIBROMOMETHANE	74-95-3	0.500	ND
BROMODICHLOROMETHANE	75-27-4	0.500	ND
TRANS-1,3-DICHLOROPROPENE	10061-02-6	0.500	ND
TOLUENE	108-88-3	0.500	ND
CIS-1,3-DICHLOROPROPENE	10061-01-5	0.500	ND
1,1,2-TRICHLOROETHANE	79-00-5	0.500	ND
TETRACHLOROETHENE	127-18-4	0.500	ND
1,3-DICHLOROPROPANE	142-28-9	0.500	ND
DIBROMOCHLOROMETHANE	124-48-1	0.500	ND
1,2-DIBROMOETHANE	106-93-4	0.500	ND
CHLOROBENZENE	108-90-7	0.500	ND
1,1,1,2-TETRACHLOROETHANE	630-20-6	0.500	ND
ETHYLBENZENE	100-41-4	0.500	ND
XYLENE (M+P)	1330-20-7	0.500	ND
XYLENE (O)	1330-20-7	0.500	ND
STYRENE	100-42-5	0.500	ND
BROMOFORM	75-25-2	0.500	ND
ISOPROPYLBENZENE	98-82-8	0.500	ND
1,1,2,2-TETRACHLOROETHANE	79-34-5	0.500	ND
BROMOBENZENE	108-86-1	0.500	ND
1,2,3-TRICHLOROPROPANE	96-18-4	0.500	ND
N-PROPYLBENZENE	103-65-1	0.500	ND
2-CHLOROTOLUENE	95-49-8	0.500	ND

K PRIME, INC.
LABORATORY REPORT

K PRIME PROJECT: 9115
CLIENT PROJECT: A40028.01 T5

SAMPLE ID: OSN7-52-56
LAB NO: 132638
DATE SAMPLED: 05/07/2015
TIME SAMPLED: 13:40
BATCH #: 050815W1
DATE ANALYZED: 05/11/2015

METHOD: VOLATILE ORGANIC COMPOUNDS
REFERENCE: EPA 5030/8260

SAMPLE TYPE: WATER
UNITS: ug/L

COMPOUND NAME	CAS NO.	REPORTING LIMIT	SAMPLE CONC
1,3,5-TRIMETHYLBENZENE	108-67-8	0.500	ND
4-CHLOROTOLUENE	106-43-4	0.500	ND
TERT-BUTYLBENZENE	98-06-6	0.500	ND
1,2,4-TRIMETHYLBENZENE	95-63-6	0.500	ND
SEC-BUTYLBENZENE	135-98-8	0.500	ND
1,3-DICHLOROBENZENE	541-73-1	0.500	ND
4-ISOPROPYLTOLUENE	99-87-6	0.500	ND
1,4-DICHLOROBENZENE	106-46-7	0.500	ND
N-BUTYLBENZENE	104-51-8	0.500	ND
1,2-DICHLOROBENZENE	95-50-1	0.500	ND
1,2-DIBROMO-3-CHLOROPROPANE	96-12-8	0.500	ND
1,2,4-TRICHLOROBENZENE	120-82-1	1.00	ND
HEXACHLOROBUTADIENE	87-68-3	1.00	ND
NAPHTHALENE	91-20-3	1.00	ND
1,2,3-TRICHLOROBENZENE	87-61-6	1.00	ND

SURROGATE RECOVERY	%
DIBROMOFLUOROMETHANE	104
TOLUENE-D8	102
4-BROMOFLUOROBENZENE	93

NOTES:

ND - NOT DETECTED AT OR ABOVE THE STATED REPORTING LIMIT

NA -NOT APPLICABLE OR AVAILABLE

APPROVED BY: UCW
DATE: 05/14/2015

K PRIME, INC.
LABORATORY REPORT

K PRIME PROJECT: 9115
CLIENT PROJECT: A40028.01 T5

SAMPLE ID: OSN7-29-34
LAB NO: 132639
DATE SAMPLED: 05/07/2015
TIME SAMPLED: 14:22
BATCH #: 050815W1
DATE ANALYZED: 05/11/2015

METHOD: VOLATILE ORGANIC COMPOUNDS
REFERENCE: EPA 5030/8260

SAMPLE TYPE: WATER
UNITS: ug/L

COMPOUND NAME	CAS NO.	REPORTING LIMIT	SAMPLE CONC
DICHLORODIFLUOROMETHANE	75-71-8	0.500	ND
CHLOROMETHANE	74-87-3	0.500	ND
VINYL CHLORIDE	75-01-4	0.500	ND
BROMOMETHANE	74-83-9	0.500	ND
CHLOROETHANE	75-00-3	0.500	ND
TRICHLOROFUOROMETHANE	75-69-4	0.500	ND
1,1-DICHLOROETHENE	75-35-4	0.500	ND
TRICHLOROTRIFLUOROETHANE	76-13-1	0.500	ND
METHYLENE CHLORIDE	75-09-2	2.50	ND
TRANS-1,2-DICHLOROETHENE	156-60-5	0.500	ND
1,1-DICHLOROETHANE	75-34-3	0.500	ND
CIS-1,2-DICHLOROETHENE	156-59-2	0.500	ND
2,2-DICHLOROPROPANE	594-20-7	0.500	ND
BROMOCHLOROMETHANE	74-97-5	0.500	ND
CHLOROFORM	67-66-3	0.500	ND
1,1,1-TRICHLOROETHANE	71-55-6	0.500	ND
CARBON TETRACHLORIDE	56-23-5	0.500	ND
1,1-DICHLOROPROPENE	563-58-6	0.500	ND
BENZENE	71-43-2	0.500	ND
1,2-DICHLOROETHANE	107-06-2	0.500	ND
TRICHLOROETHENE	79-01-6	0.500	ND
1,2-DICHLOROPROPANE	78-87-5	0.500	ND
DIBROMOMETHANE	74-95-3	0.500	ND
BROMODICHLOROMETHANE	75-27-4	0.500	ND
TRANS-1,3-DICHLOROPROPENE	10061-02-6	0.500	ND
TOLUENE	108-88-3	0.500	ND
CIS-1,3-DICHLOROPROPENE	10061-01-5	0.500	ND
1,1,2-TRICHLOROETHANE	79-00-5	0.500	ND
TETRACHLOROETHENE	127-18-4	0.500	ND
1,3-DICHLOROPROPANE	142-28-9	0.500	ND
DIBROMOCHLOROMETHANE	124-48-1	0.500	ND
1,2-DIBROMOETHANE	106-93-4	0.500	ND
CHLOROBENZENE	108-90-7	0.500	ND
1,1,1,2-TETRACHLOROETHANE	630-20-6	0.500	ND
ETHYLBENZENE	100-41-4	0.500	ND
XYLENE (M+P)	1330-20-7	0.500	ND
XYLENE (O)	1330-20-7	0.500	ND
STYRENE	100-42-5	0.500	ND
BROMOFORM	75-25-2	0.500	ND
ISOPROPYLBENZENE	98-82-8	0.500	ND
1,1,2,2-TETRACHLOROETHANE	79-34-5	0.500	ND
BROMOBENZENE	108-86-1	0.500	ND
1,2,3-TRICHLOROPROPANE	96-18-4	0.500	ND
N-PROPYLBENZENE	103-65-1	0.500	ND
2-CHLOROTOLUENE	95-49-8	0.500	ND

K PRIME, INC.
LABORATORY REPORT

K PRIME PROJECT: 9115
CLIENT PROJECT: A40028.01 T5

SAMPLE ID: OSN7-29-34
LAB NO: 132639
DATE SAMPLED: 05/07/2015
TIME SAMPLED: 14:22
BATCH #: 050815W1
DATE ANALYZED: 05/11/2015

METHOD: VOLATILE ORGANIC COMPOUNDS
REFERENCE: EPA 5030/8260

SAMPLE TYPE: WATER
UNITS: ug/L

COMPOUND NAME	CAS NO.	REPORTING LIMIT	SAMPLE CONC
1,3,5-TRIMETHYLBENZENE	108-67-8	0.500	ND
4-CHLOROTOLUENE	106-43-4	0.500	ND
TERT-BUTYLBENZENE	98-06-6	0.500	ND
1,2,4-TRIMETHYLBENZENE	95-63-6	0.500	ND
SEC-BUTYLBENZENE	135-98-8	0.500	ND
1,3-DICHLOROBENZENE	541-73-1	0.500	ND
4-ISOPROPYLTOLUENE	99-87-6	0.500	ND
1,4-DICHLOROBENZENE	106-46-7	0.500	ND
N-BUTYLBENZENE	104-51-8	0.500	ND
1,2-DICHLOROBENZENE	95-50-1	0.500	ND
1,2-DIBROMO-3-CHLOROPROPANE	96-12-8	0.500	ND
1,2,4-TRICHLOROBENZENE	120-82-1	1.00	ND
HEXACHLOROBUTADIENE	87-68-3	1.00	ND
NAPHTHALENE	91-20-3	1.00	ND
1,2,3-TRICHLOROBENZENE	87-61-6	1.00	ND

SURROGATE RECOVERY	%
DIBROMOFLUOROMETHANE	105
TOLUENE-D8	101
4-BROMOFLUOROBENZENE	92

NOTES:

ND - NOT DETECTED AT OR ABOVE THE STATED REPORTING LIMIT
NA -NOT APPLICABLE OR AVAILABLE

APPROVED BY: Ch
DATE: 05/14/2015

K PRIME, INC.
LABORATORY REPORT

K PRIME PROJECT: 9115
CLIENT PROJECT: A40028.01 T5

SAMPLE ID: OSN8-52-56
LAB NO: 132640
DATE SAMPLED: 05/07/2015
TIME SAMPLED: 15:42
BATCH #: 050815W1
DATE ANALYZED: 05/11/2015

METHOD: VOLATILE ORGANIC COMPOUNDS
REFERENCE: EPA 5030/8260

SAMPLE TYPE: WATER
UNITS: ug/L

COMPOUND NAME	CAS NO.	REPORTING LIMIT	SAMPLE CONC
DICHLORODIFLUOROMETHANE	75-71-8	0.500	ND
CHLOROMETHANE	74-87-3	0.500	ND
VINYL CHLORIDE	75-01-4	0.500	ND
BROMOMETHANE	74-83-9	0.500	ND
CHLOROETHANE	75-00-3	0.500	ND
TRICHLOROFUOROMETHANE	75-69-4	0.500	ND
1,1-DICHLOROETHENE	75-35-4	0.500	ND
TRICHLOROTRIFLUOROETHANE	76-13-1	0.500	ND
METHYLENE CHLORIDE	75-09-2	2.50	ND
TRANS-1,2-DICHLOROETHENE	156-60-5	0.500	ND
1,1-DICHLOROETHANE	75-34-3	0.500	ND
CIS-1,2-DICHLOROETHENE	156-59-2	0.500	ND
2,2-DICHLOROPROPANE	594-20-7	0.500	ND
BROMOCHLOROMETHANE	74-97-5	0.500	ND
CHLOROFORM	67-66-3	0.500	ND
1,1,1-TRICHLOROETHANE	71-55-6	0.500	ND
CARBON TETRACHLORIDE	56-23-5	0.500	ND
1,1-DICHLOROPROPENE	563-58-6	0.500	ND
BENZENE	71-43-2	0.500	ND
1,2-DICHLOROETHANE	107-06-2	0.500	ND
TRICHLOROETHENE	79-01-6	0.500	ND
1,2-DICHLOROPROPANE	78-87-5	0.500	ND
DIBROMOMETHANE	74-95-3	0.500	ND
BROMODICHLOROMETHANE	75-27-4	0.500	ND
TRANS-1,3-DICHLOROPROPENE	10061-02-6	0.500	ND
TOLUENE	108-88-3	0.500	ND
CIS-1,3-DICHLOROPROPENE	10061-01-5	0.500	ND
1,1,2-TRICHLOROETHANE	79-00-5	0.500	ND
TETRACHLOROETHENE	127-18-4	0.500	ND
1,3-DICHLOROPROPANE	142-28-9	0.500	ND
DIBROMOCHLOROMETHANE	124-48-1	0.500	ND
1,2-DIBROMOETHANE	106-93-4	0.500	ND
CHLOROBENZENE	108-90-7	0.500	ND
1,1,1,2-TETRACHLOROETHANE	630-20-6	0.500	ND
ETHYLBENZENE	100-41-4	0.500	ND
XYLENE (M+P)	1330-20-7	0.500	ND
XYLENE (O)	1330-20-7	0.500	ND
STYRENE	100-42-5	0.500	ND
BROMOFORM	75-25-2	0.500	ND
ISOPROPYLBENZENE	98-82-8	0.500	ND
1,1,2,2-TETRACHLOROETHANE	79-34-5	0.500	ND
BROMOBENZENE	108-86-1	0.500	ND
1,2,3-TRICHLOROPROPANE	96-18-4	0.500	ND
N-PROPYLBENZENE	103-65-1	0.500	ND
2-CHLOROTOLUENE	95-49-8	0.500	ND

K PRIME, INC.
LABORATORY REPORT

K PRIME PROJECT: 9115
CLIENT PROJECT: A40028.01 T5

SAMPLE ID: OSN8-30-34
LAB NO: 132641
DATE SAMPLED: 05/07/2015
TIME SAMPLED: 16:16
BATCH #: 050815W1
DATE ANALYZED: 05/11/2015

METHOD: VOLATILE ORGANIC COMPOUNDS
REFERENCE: EPA 5030/8260

SAMPLE TYPE: WATER
UNITS: ug/L

COMPOUND NAME	CAS NO.	REPORTING LIMIT	SAMPLE CONC
DICHLORODIFLUOROMETHANE	75-71-8	0.500	ND
CHLOROMETHANE	74-87-3	0.500	ND
VINYL CHLORIDE	75-01-4	0.500	ND
BROMOMETHANE	74-83-9	0.500	ND
CHLOROETHANE	75-00-3	0.500	ND
TRICHLOROFUOROMETHANE	75-69-4	0.500	ND
1,1-DICHLOROETHENE	75-35-4	0.500	ND
TRICHLOROTRIFLUOROETHANE	76-13-1	0.500	ND
METHYLENE CHLORIDE	75-09-2	2.50	ND
TRANS-1,2-DICHLOROETHENE	156-60-5	0.500	ND
1,1-DICHLOROETHANE	75-34-3	0.500	ND
CIS-1,2-DICHLOROETHENE	156-59-2	0.500	ND
2,2-DICHLOROPROPANE	594-20-7	0.500	ND
BROMOCHLOROMETHANE	74-97-5	0.500	ND
CHLOROFORM	67-66-3	0.500	ND
1,1,1-TRICHLOROETHANE	71-55-6	0.500	ND
CARBON TETRACHLORIDE	56-23-5	0.500	ND
1,1-DICHLOROPROPENE	563-58-6	0.500	ND
BENZENE	71-43-2	0.500	ND
1,2-DICHLOROETHANE	107-06-2	0.500	ND
TRICHLOROETHENE	79-01-6	0.500	0.800
1,2-DICHLOROPROPANE	78-87-5	0.500	ND
DIBROMOMETHANE	74-95-3	0.500	ND
BROMODICHLOROMETHANE	75-27-4	0.500	ND
TRANS-1,3-DICHLOROPROPENE	10061-02-6	0.500	ND
TOLUENE	108-88-3	0.500	ND
CIS-1,3-DICHLOROPROPENE	10061-01-5	0.500	ND
1,1,2-TRICHLOROETHANE	79-00-5	0.500	ND
TETRACHLOROETHENE	127-18-4	0.500	ND
1,3-DICHLOROPROPANE	142-28-9	0.500	ND
DIBROMOCHLOROMETHANE	124-48-1	0.500	ND
1,2-DIBROMOETHANE	106-93-4	0.500	ND
CHLOROBENZENE	108-90-7	0.500	ND
1,1,1,2-TETRACHLOROETHANE	630-20-6	0.500	ND
ETHYLBENZENE	100-41-4	0.500	ND
XYLENE (M+P)	1330-20-7	0.500	ND
XYLENE (O)	1330-20-7	0.500	ND
STYRENE	100-42-5	0.500	ND
BROMOFORM	75-25-2	0.500	ND
ISOPROPYLBENZENE	98-82-8	0.500	ND
1,1,2,2-TETRACHLOROETHANE	79-34-5	0.500	ND
BROMOBENZENE	108-86-1	0.500	ND
1,2,3-TRICHLOROPROPANE	96-18-4	0.500	ND
N-PROPYLBENZENE	103-65-1	0.500	ND
2-CHLOROTOLUENE	95-49-8	0.500	ND

K PRIME, INC.
LABORATORY REPORT

K PRIME PROJECT: 9115
CLIENT PROJECT: A40028.01 T5

SAMPLE ID: OSN8-30-34
LAB NO: 132641
DATE SAMPLED: 05/07/2015
TIME SAMPLED: 16:16
BATCH #: 050815W1
DATE ANALYZED: 05/11/2015

METHOD: VOLATILE ORGANIC COMPOUNDS
REFERENCE: EPA 5030/8260

SAMPLE TYPE: WATER
UNITS: ug/L

COMPOUND NAME	CAS NO.	REPORTING LIMIT	SAMPLE CONC
1,3,5-TRIMETHYLBENZENE	108-67-8	0.500	ND
4-CHLOROTOLUENE	106-43-4	0.500	ND
TERT-BUTYLBENZENE	98-06-6	0.500	ND
1,2,4-TRIMETHYLBENZENE	95-63-6	0.500	ND
SEC-BUTYLBENZENE	135-98-8	0.500	ND
1,3-DICHLOROBENZENE	541-73-1	0.500	ND
4-ISOPROPYLTOLUENE	99-87-6	0.500	ND
1,4-DICHLOROBENZENE	106-46-7	0.500	ND
N-BUTYLBENZENE	104-51-8	0.500	ND
1,2-DICHLOROBENZENE	95-50-1	0.500	ND
1,2-DIBROMO-3-CHLOROPROPANE	96-12-8	0.500	ND
1,2,4-TRICHLOROBENZENE	120-82-1	1.00	ND
HEXACHLOROBUTADIENE	87-68-3	1.00	ND
NAPHTHALENE	91-20-3	1.00	ND
1,2,3-TRICHLOROBENZENE	87-61-6	1.00	ND

SURROGATE RECOVERY	%
DIBROMOFLUOROMETHANE	104
TOLUENE-D8	101
4-BROMOFLUOROBENZENE	94

NOTES:

ND - NOT DETECTED AT OR ABOVE THE STATED REPORTING LIMIT
NA -NOT APPLICABLE OR AVAILABLE

APPROVED BY: CW
DATE: 05/14/2015

K PRIME, INC.
LABORATORY REPORT

SAMPLE ID: OSN7-14-19
LAB NO: 132642
DATE SAMPLED: 05/07/2015
TIME SAMPLED: 17:15
BATCH #: 050815W1
DATE ANALYZED: 05/11/2015

K PRIME PROJECT: 9115
CLIENT PROJECT: A40028.01 T5

METHOD: VOLATILE ORGANIC COMPOUNDS
REFERENCE: EPA 5030/8260

SAMPLE TYPE: WATER
UNITS: ug/L

COMPOUND NAME	CAS NO.	REPORTING LIMIT	SAMPLE CONC
DICHLORODIFLUOROMETHANE	75-71-8	2.50	ND
CHLOROMETHANE	74-87-3	2.50	ND
VINYL CHLORIDE	75-01-4	2.50	19.4
BROMOMETHANE	74-83-9	2.50	ND
CHLOROETHANE	75-00-3	2.50	ND
TRICHLOROFLUOROMETHANE	75-69-4	2.50	ND
1,1-DICHLOROETHENE	75-35-4	2.50	2.81
TRICHLOROTRIFLUOROETHANE	76-13-1	2.50	ND
METHYLENE CHLORIDE	75-09-2	12.5	ND
TRANS-1,2-DICHLOROETHENE	156-60-5	2.50	64.5
1,1-DICHLOROETHANE	75-34-3	2.50	70.6
CIS-1,2-DICHLOROETHENE	156-59-2	2.50	102
2,2-DICHLOROPROPANE	594-20-7	2.50	ND
BROMOCHLOROMETHANE	74-97-5	2.50	ND
CHLOROFORM	67-66-3	2.50	ND
1,1,1-TRICHLOROETHANE	71-55-6	2.50	ND
CARBON TETRACHLORIDE	56-23-5	2.50	ND
1,1-DICHLOROPROPENE	563-58-6	2.50	ND
BENZENE	71-43-2	2.50	ND
1,2-DICHLOROETHANE	107-06-2	2.50	ND
TRICHLOROETHENE	79-01-6	2.50	300
1,2-DICHLOROPROPANE	78-87-5	2.50	ND
DIBROMOMETHANE	74-95-3	2.50	ND
BROMODICHLOROMETHANE	75-27-4	2.50	ND
TRANS-1,3-DICHLOROPROPENE	10061-02-6	2.50	ND
TOLUENE	108-88-3	2.50	ND
CIS-1,3-DICHLOROPROPENE	10061-01-5	2.50	ND
1,1,2-TRICHLOROETHANE	79-00-5	2.50	ND
TETRACHLOROETHENE	127-18-4	2.50	ND
1,3-DICHLOROPROPANE	142-28-9	2.50	ND
DIBROMOCHLOROMETHANE	124-48-1	2.50	ND
1,2-DIBROMOETHANE	106-93-4	2.50	ND
CHLOROBENZENE	108-90-7	2.50	ND
1,1,1,2-TETRACHLOROETHANE	630-20-6	2.50	ND
ETHYLBENZENE	100-41-4	2.50	ND
XYLENE (M+P)	1330-20-7	2.50	ND
XYLENE (O)	1330-20-7	2.50	ND
STYRENE	100-42-5	2.50	ND
BROMOFORM	75-25-2	2.50	ND
ISOPROPYLBENZENE	98-82-8	2.50	ND
1,1,2,2-TETRACHLOROETHANE	79-34-5	2.50	ND
BROMOBENZENE	108-86-1	2.50	ND
1,2,3-TRICHLOROPROPANE	96-18-4	2.50	ND
N-PROPYLBENZENE	103-65-1	2.50	ND
2-CHLOROTOLUENE	95-49-8	2.50	ND

K PRIME, INC.
LABORATORY REPORT

K PRIME PROJECT: 9115
CLIENT PROJECT: A40028.01 T5

SAMPLE ID: OSN7-14-19
LAB NO: 132642
DATE SAMPLED: 05/07/2015
TIME SAMPLED: 17:15
BATCH #: 050815W1
DATE ANALYZED: 05/11/2015

METHOD: VOLATILE ORGANIC COMPOUNDS
REFERENCE: EPA 5030/8260

SAMPLE TYPE: WATER
UNITS: ug/L

COMPOUND NAME	CAS NO.	REPORTING LIMIT	SAMPLE CONC
1,3,5-TRIMETHYLBENZENE	108-67-8	2.50	ND
4-CHLOROTOLUENE	106-43-4	2.50	ND
TERT-BUTYLBENZENE	98-06-6	2.50	ND
1,2,4-TRIMETHYLBENZENE	95-63-6	2.50	ND
SEC-BUTYLBENZENE	135-98-8	2.50	ND
1,3-DICHLOROBENZENE	541-73-1	2.50	ND
4-ISOPROPYLTOLUENE	99-87-6	2.50	ND
1,4-DICHLOROBENZENE	106-46-7	2.50	ND
N-BUTYLBENZENE	104-51-8	2.50	ND
1,2-DICHLOROBENZENE	95-50-1	2.50	3.09
1,2-DIBROMO-3-CHLOROPROPANE	96-12-8	2.50	ND
1,2,4-TRICHLOROBENZENE	120-82-1	5.00	ND
HEXACHLOROBUTADIENE	87-68-3	5.00	ND
NAPHTHALENE	91-20-3	5.00	ND
1,2,3-TRICHLOROBENZENE	87-61-6	5.00	ND

SURROGATE RECOVERY	%
DIBROMOFLUOROMETHANE	102
TOLUENE-D8	102
4-BROMOFLUOROBENZENE	92

NOTES:

ND - NOT DETECTED AT OR ABOVE THE STATED REPORTING LIMIT

NA -NOT APPLICABLE OR AVAILABLE

APPROVED BY: OW
DATE: 05/14/2015

K PRIME, INC.
LABORATORY REPORT

K PRIME PROJECT: 9115
CLIENT PROJECT: A40028.01 T5

SAMPLE ID: H-I-22-26
LAB NO: 132643
DATE SAMPLED: 05/06/2015
TIME SAMPLED: 13:40
BATCH #: 050815W1
DATE ANALYZED: 05/11/2015

METHOD: VOLATILE ORGANIC COMPOUNDS
REFERENCE: EPA 5030/8260

SAMPLE TYPE: WATER
UNITS: ug/L

COMPOUND NAME	CAS NO.	REPORTING LIMIT	SAMPLE CONC
DICHLORODIFLUOROMETHANE	75-71-8	0.500	ND
CHLOROMETHANE	74-87-3	0.500	ND
VINYL CHLORIDE	75-01-4	0.500	ND
BROMOMETHANE	74-83-9	0.500	ND
CHLOROETHANE	75-00-3	0.500	ND
TRICHLOROFUOROMETHANE	75-69-4	0.500	ND
1,1-DICHLOROETHENE	75-35-4	0.500	ND
TRICHLOROTRIFLUOROETHANE	76-13-1	0.500	ND
METHYLENE CHLORIDE	75-09-2	2.50	ND
TRANS-1,2-DICHLOROETHENE	156-60-5	0.500	0.520
1,1-DICHLOROETHANE	75-34-3	0.500	ND
CIS-1,2-DICHLOROETHENE	156-59-2	0.500	2.84
2,2-DICHLOROPROPANE	594-20-7	0.500	ND
BROMOCHLOROMETHANE	74-97-5	0.500	ND
CHLOROFORM	67-66-3	0.500	ND
1,1,1-TRICHLOROETHANE	71-55-6	0.500	ND
CARBON TETRACHLORIDE	56-23-5	0.500	ND
1,1-DICHLOROPROPENE	563-58-6	0.500	ND
BENZENE	71-43-2	0.500	ND
1,2-DICHLOROETHANE	107-06-2	0.500	3.83
TRICHLOROETHENE	79-01-6	0.500	1.29
1,2-DICHLOROPROPANE	78-87-5	0.500	ND
DIBROMOMETHANE	74-95-3	0.500	ND
BROMODICHLOROMETHANE	75-27-4	0.500	ND
TRANS-1,3-DICHLOROPROPENE	10061-02-6	0.500	ND
TOLUENE	108-88-3	0.500	ND
CIS-1,3-DICHLOROPROPENE	10061-01-5	0.500	ND
1,1,2-TRICHLOROETHANE	79-00-5	0.500	ND
TETRACHLOROETHENE	127-18-4	0.500	ND
1,3-DICHLOROPROPANE	142-28-9	0.500	ND
DIBROMOCHLOROMETHANE	124-48-1	0.500	ND
1,2-DIBROMOETHANE	106-93-4	0.500	ND
CHLOROBENZENE	108-90-7	0.500	ND
1,1,1,2-TETRACHLOROETHANE	630-20-6	0.500	ND
ETHYLBENZENE	100-41-4	0.500	ND
XYLENE (M+P)	1330-20-7	0.500	ND
XYLENE (O)	1330-20-7	0.500	ND
STYRENE	100-42-5	0.500	ND
BROMOFORM	75-25-2	0.500	ND
ISOPROPYLBENZENE	98-82-8	0.500	ND
1,1,2,2-TETRACHLOROETHANE	79-34-5	0.500	ND
BROMOBENZENE	108-86-1	0.500	ND
1,2,3-TRICHLOROPROPANE	96-18-4	0.500	ND
N-PROPYLBENZENE	103-65-1	0.500	ND
2-CHLOROTOLUENE	95-49-8	0.500	ND

K PRIME, INC.
LABORATORY REPORT

K PRIME PROJECT: 9115
CLIENT PROJECT: A40028.01 T5

METHOD: DRO
REFERENCE: EPA 8015B

SAMPLE TYPE: WATER
UNITS: mg/L

SAMPLE ID	LAB NO.	DATE	BATCH	EXTRACT	DATE	MRL	SAMPLE	DRO
		SAMPLED	ID	DATE	ANALYZED			
H-I-22-26	132643	05/06/2015	050415W1	05/11/2015	05/11/2015	0.161	ND	

NOTES:

DRO Diesel Range Organics (C12-C34) with Silica Gel Cleanup
ND Not Detected at or above the stated MRL
NA Not Applicable or Available
MRL Method Reporting Limit
AD Typical pattern for diesel
AM Hydrocarbon response is in the C12-C22 range
AC Heavier hydrocarbons contributing to diesel range quantitation
AJ Heavier hydrocarbon than diesel
AK Lighter hydrocarbon than diesel
AE Unknown hydrocarbon with a single peak
AN Unknown hydrocarbon with several peaks

APPROVED BY: chw
DATE: 05/14/2015

K PRIME, INC.
LABORATORY REPORT

K PRIME PROJECT: 9115
CLIENT PROJECT: A40028.01 T5

SAMPLE ID: H-I-22-26
LAB NO: 132643
DATE SAMPLED: 05/06/2015
TIME SAMPLED: 13:40
BATCH ID: 051215DM1

METHOD: DISSOLVED METALS BY ICP/MS
REFERENCE: EPA 200.8

SAMPLE TYPE: WATER
UNITS: ug/L

ELEMENT NAME		DATE ANALYZED	REPORTING LIMIT	SAMPLE CONC
ANTIMONY	Sb	05/13/2015	1.00	ND
ARSENIC	As	05/13/2015	1.00	ND
BARIUM	Ba	05/13/2015	1.00	181
BERYLLIUM	Be	05/13/2015	1.00	ND
CADMIUM	Cd	05/13/2015	1.00	ND
CHROMIUM	Cr	05/13/2015	1.00	ND
COBALT	Co	05/13/2015	1.00	3.00
COPPER	Cu	05/13/2015	1.00	1.19
LEAD	Pb	05/13/2015	1.00	ND
MERCURY	Hg	05/13/2015	0.200	ND
MOLYBDENUM	Mo	05/13/2015	1.00	56.4
NICKEL	Ni	05/13/2015	1.00	1.57
SELENIUM	Se	05/13/2015	1.00	ND
SILVER	Ag	05/13/2015	1.00	ND
THALLIUM	Tl	05/13/2015	1.00	ND
VANADIUM	V	05/13/2015	1.00	ND
ZINC	Zn	05/13/2015	1.00	6.44

NOTES:

ND - NOT DETECTED AT OR ABOVE THE STATED REPORTING LIMIT
NA - NOT AVAILABLE OR APPLICABLE

APPROVED BY: Ch
DATE: 05/14/2015

K PRIME, INC.
LABORATORY QUALITY CONTROL REPORT

METHOD BLANK ID: B042715W1
SAMPLE TYPE: WATER

METHOD: GRO-GASOLINE RANGE ORGANICS
REFERENCE: EPA 8015B

BATCH #: 042715W1
DATE EXTRACTED: 04/27/2015
DATE ANALYZED: 04/27/2015

UNITS: mg/L

COMPOUND NAME	REPORTING LIMIT	SAMPLE CONC
TPH-G	0.050	ND

SAMPLE ID: L042715W1
DUPLICATE ID: D042715W1
BATCH #: 042715W1
SAMPLE TYPE: WATER
UNITS: mg/L

DATE EXTRACTED: 04/27/2015
DATE ANALYZED: 04/27/2015

ACCURACY (MATRIX SPIKE)

PARAMETER	SPIKE ADDED	SAMPLE RESULT	SPIKE RESULT	RECOVERY (%)	LIMITS (%)
TPH-G	0.500	ND	0.485	97	60-140

PRECISION (SPIKE DUPLICATE)

COMPOUND NAME	REPORTING LIMIT	SPIKE RESULT	DUPLICATE RESULT	RPD (%)	LIMITS (%)
TPH-G	0.050	0.485	0.462	4.9	±20

NOTES:

ND - NOT DETECTED AT OR ABOVE THE STATED REPORTING LIMIT
 NA - NOT APPLICABLE

K PRIME, INC.

LABORATORY METHOD BLANK REPORT

METHOD BLANK ID: B050815W1

BATCH #: 050815W1

DATE ANALYZED: 05/08/2015

METHOD: VOLATILE ORGANIC COMPOUNDS

SAMPLE TYPE: WATER

REFERENCE: EPA 5030/8260

UNITS: ug/L

COMPOUND NAME	CAS NO.	REPORTING LIMIT	SAMPLE CONC
DICHLORODIFLUOROMETHANE	75-71-8	0.500	ND
CHLOROMETHANE	74-87-3	0.500	ND
VINYL CHLORIDE	75-01-4	0.500	ND
BROMOMETHANE	74-83-9	0.500	ND
CHLOROETHANE	75-00-3	0.500	ND
TRICHLOROFLUOROMETHANE	75-69-4	0.500	ND
1,1-DICHLOROETHENE	75-35-4	0.500	ND
TRICHLOROTRIFLUOROETHANE	76-13-1	0.500	ND
METHYLENE CHLORIDE	75-09-2	2.50	ND
TRANS-1,2-DICHLOROETHENE	156-60-5	0.500	ND
1,1-DICHLOROETHANE	75-34-3	0.500	ND
CIS-1,2-DICHLOROETHENE	156-59-2	0.500	ND
2,2-DICHLOROPROPANE	594-20-7	0.500	ND
BROMOCHLOROMETHANE	74-97-5	0.500	ND
CHLOROFORM	67-66-3	0.500	ND
1,1,1-TRICHLOROETHANE	71-55-6	0.500	ND
CARBON TETRACHLORIDE	56-23-5	0.500	ND
1,1-DICHLOROPROPENE	563-58-6	0.500	ND
BENZENE	71-43-2	0.500	ND
1,2-DICHLOROETHANE	107-06-2	0.500	ND
TRICHLOROETHENE	79-01-6	0.500	ND
1,2-DICHLOROPROPANE	78-87-5	0.500	ND
DIBROMOMETHANE	74-95-3	0.500	ND
BROMODICHLOROMETHANE	75-27-4	0.500	ND
TRANS-1,3-DICHLOROPROPENE	10061-02-6	0.500	ND
TOLUENE	108-88-3	0.500	ND
CIS-1,3-DICHLOROPROPENE	10061-01-5	0.500	ND
1,1,2-TRICHLOROETHANE	79-00-5	0.500	ND
TETRACHLOROETHENE	127-18-4	0.500	ND
1,3-DICHLOROPROPANE	142-28-9	0.500	ND
DIBROMOCHLOROMETHANE	124-48-1	0.500	ND
1,2-DIBROMOETHANE	106-93-4	0.500	ND
CHLOROBENZENE	108-90-7	0.500	ND
1,1,1,2-TETRACHLOROETHANE	630-20-6	0.500	ND
ETHYLBENZENE	100-41-4	0.500	ND
XYLENE (M+P)	1330-20-7	0.500	ND
XYLENE (O)	1330-20-7	0.500	ND
STYRENE	100-42-5	0.500	ND
BROMOFORM	75-25-2	0.500	ND
ISOPROPYLBENZENE	98-82-8	0.500	ND
1,1,2,2-TETRACHLOROETHANE	79-34-5	0.500	ND
BROMOBENZENE	108-86-1	0.500	ND
1,2,3-TRICHLOROPROPANE	96-18-4	0.500	ND
N-PROPYLBENZENE	103-65-1	0.500	ND
2-CHLOROTOLUENE	95-49-8	0.500	ND

K PRIME, INC.

LABORATORY METHOD BLANK REPORT

METHOD BLANK ID: B050815W1

BATCH #: 050815W1

DATE ANALYZED: 05/08/2015

METHOD: VOLATILE ORGANIC COMPOUNDS

SAMPLE TYPE: WATER

REFERENCE: EPA 5030/8260

UNITS: ug/L

COMPOUND NAME	CAS NO.	REPORTING LIMIT	SAMPLE CONC
1,3,5-TRIMETHYLBENZENE	108-67-8	0.500	ND
4-CHLOROTOLUENE	106-43-4	0.500	ND
TERT-BUTYLBENZENE	98-06-6	0.500	ND
1,2,4-TRIMETHYLBENZENE	95-63-6	0.500	ND
SEC-BUTYLBENZENE	135-98-8	0.500	ND
1,3-DICHLOROBENZENE	541-73-1	0.500	ND
4-ISOPROPYLTOLUENE	99-87-6	0.500	ND
1,4-DICHLOROBENZENE	106-46-7	0.500	ND
N-BUTYLBENZENE	104-51-8	0.500	ND
1,2-DICHLOROBENZENE	95-50-1	0.500	ND
1,2-DIBROMO-3-CHLOROPROPANE	96-12-8	0.500	ND
1,2,4-TRICHLOROBENZENE	120-82-1	1.00	ND
HEXACHLOROBUTADIENE	87-68-3	1.00	ND
NAPHTHALENE	91-20-3	1.00	ND
1,2,3-TRICHLOROBENZENE	87-61-6	1.00	ND
METHYL TERT-BUTYL ETHER (MTBE)	1634-04-4	0.500	ND

SURROGATE RECOVERY	%
DIBROMOFLUOROMETHANE	100
TOLUENE-D8	100
4-BROMOFLUOROBENZENE	90

NOTES:

ND - NOT DETECTED AT OR ABOVE THE STATED REPORTING LIMIT

NA -NOT APPLICABLE OR AVAILABLE

K PRIME, INC.
LABORATORY QC REPORT

METHOD: VOLATILE ORGANIC COMPOUNDS
REFERENCE: EPA 5030/8260

SAMPLE ID: B050815W1
SPIKE ID: L050815W1
DUPLICATE ID: D050815W1
BATCH #: 050815W1
SAMPLE TYPE: WATER
UNITS: µg/L

ACCURACY (MATRIX SPIKE)

PARAMETER	SPIKE ADDED	SAMPLE RESULT	SPIKE RESULT	RECOVERY (%)	LIMITS (%)
1,1 DICHLOROETHENE	10.0	ND	11.6	116	60-140
BENZENE	10.0	ND	12.0	120	60-140
TRICHLOROETHENE	10.0	ND	12.1	121	60-140
TOLUENE	10.0	ND	11.8	118	60-140
CHLOROBENZENE	10.0	ND	11.3	113	60-140

PRECISION (SPIKE DUPLICATE)

COMPOUND NAME	REPORTING LIMIT	SPIKE RESULT	DUPLICATE RESULT	RPD (%)	LIMITS (%)
1,1 DICHLOROETHENE	0.500	11.6	10.8	7.7	±20
BENZENE	0.500	12.0	11.5	3.7	±20
TRICHLOROETHENE	0.500	12.1	11.5	4.7	±20
TOLUENE	0.500	11.8	11.7	0.9	±20
CHLOROBENZENE	0.500	11.3	11.2	1.0	±20

NOTES:

ND - NOT DETECTED AT OR ABOVE THE STATED REPORTING LIMIT
NA - NOT AVAILABLE OR APPLICABLE

K PRIME, INC.
LABORATORY QUALITY CONTROL REPORT

BATCH ID: 050415W1
DATE EXTRACTED: 5/4/2015
DATE ANALYZED: 5/4/2015

METHOD: DRO
REFERENCE: EPA 8015B

SAMPLE TYPE: WATER
UNITS: mg/L

METHOD BLANK ID: B050415W1

COMPOUND NAME	REPORTING LIMIT	SAMPLE CONC
DRO	0.050	ND

SAMPLE ID: L050415W1
DUPLICATE ID: D050415W1

ACCURACY (MATRIX SPIKE)

PARAMETER	SPIKE ADDED	SAMPLE RESULT	SPIKE RESULT	RECOVERY (%)	LIMITS (%)
DRO	2.50	ND	1.92	77	60-140

PRECISION (SPIKE DUPLICATE)

COMPOUND NAME	REPORTING LIMIT	SPIKE RESULT	DUPLICATE RESULT	RPD (%)	LIMITS (%)
DRO	0.050	1.92	1.79	7.2	±20

NOTES:

DRO - DIESEL RANGE ORGANICS (C12-C34)

ND - NOT DETECTED AT OR ABOVE THE STATED REPORTING LIMIT

NA - NOT APPLICABLE OR AVAILABLE

K PRIME, INC.
LABORATORY BATCH QC REPORT

SAMPLE ID: L051215DM1
DUPLICATE ID: D051215DM1
METHOD BLANK ID: B051215DM1
BATCH #: 051215DM1
DATE ANALYZED: 05/12/2015

METHOD: DISSOLVED METALS BY ICP/MS
REFERENCE: EPA 200.8

SAMPLE TYPE: WATER
UNITS: ug/L

ELEMENT		MB ug/L	SA ug/L	SR ug/L	SP ug/L	SPD ug/L	SP %R	RPD %
ANTIMONY	Sb	<1.00	50.0	0.0	49.2	49.2	98	0.1
ARSENIC	As	<1.00	50.0	0.0	49.3	48.9	99	0.8
BARIUM	Ba	<1.00	50.0	0.0	50.1	49.5	100	1.1
BERYLLIUM	Be	<1.00	50.0	0.0	50.0	49.1	100	1.8
CADMIUM	Cd	<1.00	50.0	0.0	49.2	49.1	98	0.3
CHROMIUM	Cr	<1.00	50.0	0.0	49.5	49.2	99	0.7
COBALT	Co	<1.00	50.0	0.0	49.4	48.4	99	2.0
COPPER	Cu	<1.00	50.0	0.0	49.9	49.1	100	1.6
LEAD	Pb	<1.00	50.0	0.0	49.6	48.6	99	2.0
MERCURY	Hg	<0.200	1.00	0.0	1.02	1.01	102	0.8
MOLYBDENUM	Mo	<1.00	50.0	0.0	49.7	49.6	99	0.3
NICKEL	Ni	<1.00	50.0	0.0	49.6	49.2	99	0.8
SELENIUM	Se	<1.00	50.0	0.0	48.8	49.1	98	0.7
SILVER	Ag	<1.00	25.0	0.0	24.8	24.7	99	0.4
THALLIUM	Tl	<1.00	50.0	0.0	52.7	51.9	105	1.6
VANADIUM	V	<1.00	50.0	0.0	49.5	49.1	99	0.8
ZINC	Zn	<1.00	50.0	0.0	48.7	47.6	97	2.3

NOTES:

ND: NOT DETECTED

MB: METHOD BLANK

SA: SPIKE ADDED

SR: SAMPLE RESULT

SP: SPIKE RESULT

SPD: SPIKE DUPLICATE RESULT

SP(%R): SPIKE % RECOVERY

RPD: RELATIVE PERCENT DIFFERENCE

9115

CHAIN OF CUSTODY RECORD

Erler & Kalinowski, Inc.

CONSULTING ENGINEERS AND SCIENTISTS

1870 Ogden Drive, Burlingame CA 94010

PHONE: 650-292-9100

FAX: 650-552-9012

Project Name		Project No.		ANALYSES REQUESTED		EKLCOG No.: (YYYYMMDD-#)	
Site B - Offsite		A40028.01 T5		EPA 8260B		Revision: _____ (A, B, C, D, etc.)	
Location:		Sampled By:		Field Filtered with 0.45-micron filter		Date: _____ By: _____	
Emerysville, CA		J. Daugherty, W. Hassett, B. Castle, M. Straw, R. Ford		PLACE ON HOLD		Grab Groundwater	
Reporting:		Laboratory:		Method No.		EXPECTED TURNAROUND TIME	
Electronic Format: EDF		K Prime, Inc.		Analyte Group		Remarks	
Hard Copy Format: PDF		3621 Westwind Blvd		3 - VOAs (HCl)		STO	
EPA Data Report Level: II		Santa Rosa, CA 95403		3 - VOAs (HCl)			
Please report results to the following:		(707) 527-7574		3 - VOAs (HCl)			
(1) EKI: labs@ekiconsult.com				3 - VOAs (HCl)			
(2) Joy Su: jsu@ekiconsult.com				3 - VOAs (HCl)			
(3) Jessica Daugherty: jdaugherty@ekiconsult.com				3 - VOAs (HCl)			
(4) Will Hassett: whassett@ekiconsult.com				3 - VOAs (HCl)			
Field Sample Identification	Lab Sample No.	Date	Time	Matrix	Number / Type of Container (Preservative)		
H-I-42-46	132629	5-6-15	850	Water	3 - VOAs (HCl)	X	
H-I-42-46-DUP	132630		850		3 - VOAs (HCl)	X	
H-I-29-33	132631		1000		3 - VOAs (HCl)	X	
H-H-42-46	132632		932		3 - VOAs (HCl)	X	
G1-58-62	132633		1120		3 - VOAs (HCl)	X	
MPW3	132634	5-7-15	1516		3 - VOAs (HCl)	X	
MPW2	132635		1115		3 - VOAs (HCl)	X	
MPW1	132636		1636		3 - VOAs (HCl)	X	
MPW1-DUP	132637		1636		3 - VOAs (HCl)	X	
OSN7-52-56	132638		1340		3 - VOAs (HCl)	X	

Special Instructions: Temperature blank included

Reinquisitioned by:	Date:	Time:	Received by:	Signature/Affiliation or Carrier (Air Bill No.):
B Su	5/7/15	1729	Enrol (VTC)	5/7/15
Reinquisitioned by:	Date:	Time:	Received by:	Signature/Affiliation
Enrol (VTC)	7-MAY-2015	1932	Mark Wozniak	Mark Wozniak
Reinquisitioned by:	Date:	Time:	Received by:	Signature/Affiliation

9115

CHAIN OF CUSTODY RECORD

Erler & Kalinowski, Inc.

CONSULTING ENGINEERS AND SCIENTISTS

1870 Ogden Drive, Burlingame CA 94010

PHONE: 650-292-9100 FAX: 650-552-9012

Project Name		Project No.		ANALYSES REQUESTED		EKLCO# No.: (YYYYMMDD-#)	
Site B - Offsite		A40028.01 T5		EPA 8260B		Revision: _____ (A, B, C, D, etc.)	
Location:		Sampled By:		Field Filtered with 0.45-micron filter		Date: _____ By: _____	
Emeryville, CA		J. Daugherty, W. Hassett, B. Castle, R. Ford		Grab Groundwater		EXPECTED TURNAROUND TIME	
Reporting:		Laboratory:		Method No.		Analyte Group	
Electronic Format: EDF		K Prime, Inc.		3 - VOAs (HCl)		Remarks	
Hard Copy Format: PDF		3621 Westwind Blvd		3 - VOAs (HCl)			
EPA Data Report Level: II		Santa Rosa, CA 95403		3 - VOAs (HCl)			
Please report results to the following:		(707) 527-7574		3 - VOAs (HCl)			
(1) EKI: labs@ekiconsult.com				3 - VOAs (HCl)			
(2) Joy Su: jsu@ekiconsult.com				3 - VOAs (HCl)			
(3) Jessica Daugherty: jdaugherty@ekiconsult.com				3 - VOAs (HCl)			
(4) Will Hassett: whassett@ekiconsult.com				3 - VOAs (HCl)			
Field Sample Identification	Lab Sample No.	Date	Time	Matrix	Number / Type of Container (Preservative)		
OSN 7 - 29 - 34	132639	5/7/2015	1422	Water	3 - VOAs (HCl)	X	STP
OSN 8 - 52 - 56	132640		1542		3 - VOAs (HCl)	X	
OSN 8 - 30 - 34	132641		1616		3 - VOAs (HCl)	X	
OSN 7 - 14 - 19	132648		1715		3 - VOAs (HCl)	X	
<p>Special Instructions: Temperature blank included</p>							
Relinquished by:		Date	Time	Received by:		Signature/Affiliation or Carrier (Ar. Bill No.)	
[Signature]		5/7/15	1729	[Signature]		[Signature/Affiliation]	
Relinquished by:		Date	Time	Received by:		Signature/Affiliation	
[Signature]		7-MAY-2015	1932	[Signature]		[Signature/Affiliation]	
Relinquished by:		Date	Time	Received by:		Signature/Affiliation	
[Signature]				[Signature]		[Signature/Affiliation]	

9115

PAGE 3 OF 3

CHAIN OF CUSTODY RECORD

Erler & Kalinowski, Inc.

CONSULTING ENGINEERS AND SCIENTISTS

1870 Ogden Drive, Burlingame CA 94010

PHONE: 650-292-9100 FAX: 650-552-9012

Project Name Site B - Offsite		Project No. A40028.01 T5		ANALYSES REQUESTED		EKLCOG No.: (YYYYMMDD-#)	
Location: Emeryville, CA		Sampled By: L. Hansen		Field Filtered with 0.45-micron filter		Revision: _____ (A, B, C, D, etc.)	
Reporting: Electronic Format: EDF EPA Data Report Level: II Hard Copy Format: PDF		Laboratory: J. Daugherty, W. Hassett, B. Gaetter, J. Shaw, R. Ford		EPA 8015 TPHg		Date: _____ By: _____	
Please report results to the following: (1) EK: labs@ekiconsult.com (2) Joy Su: jsu@ekiconsult.com (3) Jessica Daugherty: jdaugherty@ekiconsult.com (4) Will Hassett: whassett@ekiconsult.com		K Prime, Inc. 3621 Westwind Blvd Santa Rosa, CA 95403 (707) 527-7574		EPA 8015 TPHd w/ Silica Gel Cleanup		Grab Groundwater	
Field Sample Identification		Matrix		EPA 200.8 Title 22 Metals		EXPECTED TURNAROUND TIME	
Lab Sample No.		Time		EPA 7199 Hexavalent Chromium		STO	
Date		Number / Type of Container (Preservative)		EPA 8260B VOCs + MTBE		Remarks	
132643		1340		X			
5/4/2015		5 - VOAs (HCl) (P) 1 - 250-mL Poly (HNO ₃) 1 - 250-mL Poly (HNO ₃)		X			
		3 - VOAs (HCl)		X			
		1 - 250-mL Poly					
		1 - 250-mL Poly (HNO ₃)					
		3 - VOAs (HCl)					
		1 - 250-mL Poly					
		1 - 250-mL Poly (HNO ₃)					
		3 - VOAs (HCl)					
		1 - 250-mL Poly					
		1 - 250-mL Poly (HNO ₃)					
		3 - VOAs (HCl)					
		1 - 250-mL Poly					
		1 - 250-mL Poly (HNO ₃)					

Special Instructions: Temperature blank included

Relinquished by: *Y. Su* (Signature/Affiliation) Date: 5/7/15 Time: 1729

Relinquished by: *Will Hassett (VTC)* (Signature/Affiliation) Date: 7-MAY-2015 Time: 1932

Relinquished by: _____ (Signature/Affiliation) Date: _____ Time: _____

Received by: *Will Hassett (VTC)* (Signature/Affiliation of Carrier/AT Bill No.)

Received by: *M. K. Williams* (Signature/Affiliation)

Received by: _____ (Signature/Affiliation)

K PRIME, Inc.

CONSULTING ANALYTICAL CHEMISTS

3621 Westwind Blvd.
Santa Rosa CA 95403
Phone: 707 527 7574
FAX: 707 527 7879

TRANSMITTAL

DATE: 6/25/2015

TO: MS. JOY SU
MR. JOHN DEWITT
MR. RYAN CASEY
ERLER & KALINOWSKI, INC.
1870 OGDEN DRIVE
BURLINGAME, CA 94010

ACCT: 9115
PROJ: B20006.00 T7

Phone: 650-292-9100
Email: labs@ekiconsult.com
jsu@ekiconsult.com
jdewitt@ekiconsult.com
rcasey@ekiconsult.com

FROM: Richard A. Kagel, Ph.D.
Laboratory Director

*RAK mac
6/25/2015*

SUBJECT: LABORATORY RESULTS FOR YOUR PROJECT B20006.00 T7

Enclosed please find K Prime's laboratory reports for the following samples:

SAMPLE ID	TYPE	DATE	TIME	KPI LAB #
HUST-PPNG01-2.5	SOIL	6/17/2015	7:50	134056
HUST-PPNG02-2.0	SOIL	6/17/2015	7:52	134057
HUST-PPNG03-2.0	SOIL	6/17/2015	7:55	134058
HUST-PPNG04-2.5	SOIL	6/17/2015	7:58	134059
HUST-SW01-7.0	SOIL	6/17/2015	15:54	134060
HUST-SW02-7.0	SOIL	6/17/2015	16:40	134061
HUST-SW03-7.0	SOIL	6/17/2015	16:16	134062
HUST-SW04-7.0	SOIL	6/17/2015	15:58	134063
HUST-F01-9.5	SOIL	6/17/2015	15:30	134064
HUST-F02-9.5	SOIL	6/17/2015	15:15	134065

The above listed sample group was received on 6/17/2015 and tested as requested on the chain of custody document.

Please call me if you have any questions or need further information.
Thank you for this opportunity to be of service.

K PRIME, INC.
LABORATORY REPORT

K PRIME PROJECT: 9115
CLIENT PROJECT: B20006.00 T7

METHOD: GRO-GASOLINE RANGE ORGANICS-DRY WEIGHT
REFERENCE: EPA 8015B

SAMPLE TYPE: SOIL
UNITS: mg/Kg

SAMPLE ID	LAB NO.	DATE SAMPLED	TIME SAMPLED	BATCH ID	DATE ANALYZED	MRL	SAMPLE CONC	GRO PATTERN
HUST-PPNG01-2.5	134056	06/17/2015	07:50	061015S1	06/18/2015	1.00	ND	
HUST-PPNG02-2.0	134057	06/17/2015	07:52	061015S1	06/23/2015	4.68	4.92	
HUST-PPNG03-2.0	134058	06/17/2015	07:55	061015S1	06/18/2015	1.00	13.1	
HUST-PPNG04-2.5	134059	06/17/2015	07:58	061015S1	06/18/2015	1.00	ND	
HUST-SW01-7.0	134060	06/17/2015	15:54	061015S1	06/18/2015	1.00	2.96	
HUST-SW02-7.0	134061	06/17/2015	16:40	061015S1	06/18/2015	1.00	4.66	
HUST-SW03-7.0	134062	06/17/2015	16:16	061015S1	06/22/2015	1.00	5.70	
HUST-SW04-7.0	134063	06/17/2015	15:58	061015S1	06/19/2015	1.00	6.31	
HUST-F01-9.5	134064	06/17/2015	15:30	061015S1	06/22/2015	1.00	ND	
HUST-F02-9.5	134065	06/17/2015	15:15	061015S1	06/22/2015	1.00	ND	

NOTES:

ND - NOT DETECTED AT OR ABOVE THE STATED METHOD REPORTING LIMIT
NA - NOT APPLICABLE OR AVAILABLE
MRL - METHOD REPORTING LIMIT
AE - UNKNOWN HYDROCARBON WITH A SINGLE PEAK
AN - UNKNOWN HYDROCARBON WITH SEVERAL PEAKS
AS - HEAVIER HYDROCARBON THAN GASOLINE CONTRIBUTING TO GRO VALUE
CO - HYDROCARBON RESPONSE IN GASOLINE RANGE BUT DOES NOT RESEMBLE GASOLINE

APPROVED BY: ck
DATE: 6/25/2015

K PRIME, INC.
LABORATORY REPORT

SAMPLE ID: HUST-PPNG01-2.5
LAB NO: 134056
DATE SAMPLED: 06/17/2015
TIME SAMPLED: 07:50
BATCH #: 061115S1
DATE ANALYZED: 06/19/2015

K PRIME PROJECT: 9115
CLIENT PROJECT: B20006.00 T7

METHOD: VOLATILE ORGANIC COMPOUNDS
REFERENCE: EPA 5035/8260

SAMPLE TYPE: SOIL
UNITS: µg/Kg dry weight

COMPOUND NAME	CAS NO.	REPORTING LIMIT	SAMPLE CONC
DICHLORODIFLUOROMETHANE	75-71-8	1.88	ND
CHLOROMETHANE	74-87-3	1.88	ND
VINYL CHLORIDE	75-01-4	1.88	ND
BROMOMETHANE	74-83-9	1.88	ND
CHLOROETHANE	75-00-3	1.88	ND
TRICHLOROFLUOROMETHANE	75-69-4	1.88	ND
1,1-DICHLOROETHENE	75-35-4	1.88	ND
TRICHLOROTRIFLUOROETHANE	76-13-1	1.88	ND
METHYLENE CHLORIDE	75-09-2	9.41	ND
TRANS-1,2-DICHLOROETHENE	156-60-5	1.88	ND
1,1-DICHLOROETHANE	75-34-3	1.88	ND
CIS-1,2-DICHLOROETHENE	156-59-2	1.88	ND
2,2-DICHLOROPROPANE	594-20-7	1.88	ND
BROMOCHLOROMETHANE	74-97-5	1.88	ND
CHLOROFORM	67-66-3	1.88	ND
1,1,1-TRICHLOROETHANE	71-55-6	1.88	ND
CARBON TETRACHLORIDE	56-23-5	1.88	ND
1,1-DICHLOROPROPENE	563-58-6	1.88	ND
BENZENE	71-43-2	1.88	ND
1,2-DICHLOROETHANE	107-06-2	1.88	ND
TRICHLOROETHENE	79-01-6	1.88	ND
1,2-DICHLOROPROPANE	78-87-5	1.88	ND
DIBROMOMETHANE	74-95-3	1.88	ND
BROMODICHLOROMETHANE	75-27-4	1.88	ND
TRANS-1,3-DICHLOROPROPENE	10061-02-6	1.88	ND
TOLUENE	108-88-3	1.88	ND
CIS-1,3-DICHLOROPROPENE	10061-01-5	1.88	ND
1,1,2-TRICHLOROETHANE	79-00-5	1.88	ND
TETRACHLOROETHENE	127-18-4	1.88	ND
1,3-DICHLOROPROPANE	142-28-9	1.88	ND
DIBROMOCHLOROMETHANE	124-48-1	1.88	ND
1,2-DIBROMOETHANE	106-93-4	1.88	ND
CHLOROBENZENE	108-90-7	1.88	ND
1,1,1,2-TETRACHLOROETHANE	630-20-6	1.88	ND
ETHYLBENZENE	100-41-4	1.88	ND
XYLENE (M+P)	1330-20-7	1.88	ND
XYLENE (O)	1330-20-7	1.88	ND
STYRENE	100-42-5	1.88	ND
BROMOFORM	75-25-2	1.88	ND
ISOPROPYLBENZENE	98-82-8	1.88	ND
1,1,2,2-TETRACHLOROETHANE	79-34-5	1.88	ND
BROMOBENZENE	108-86-1	1.88	ND
1,2,3-TRICHLOROPROPANE	96-18-4	1.88	ND
N-PROPYLBENZENE	103-65-1	1.88	ND
2-CHLOROTOLUENE	95-49-8	1.88	ND

K PRIME, INC.
LABORATORY REPORT

SAMPLE ID: HUST-PPNG02-2.0
LAB NO: 134057
DATE SAMPLED: 06/17/2015
TIME SAMPLED: 07:52
BATCH #: 061115S1
DATE ANALYZED: 06/25/2015

K PRIME PROJECT: 9115
CLIENT PROJECT: B20006.00 T7

METHOD: VOLATILE ORGANIC COMPOUNDS
REFERENCE: EPA 5035/8260

SAMPLE TYPE: SOIL
UNITS: µg/Kg dry weight

COMPOUND NAME	CAS NO.	REPORTING LIMIT	SAMPLE CONC
DICHLORODIFLUOROMETHANE	75-71-8	1.75	ND
CHLOROMETHANE	74-87-3	1.75	ND
VINYL CHLORIDE	75-01-4	1.75	ND
BROMOMETHANE	74-83-9	1.75	ND
CHLOROETHANE	75-00-3	1.75	ND
TRICHLOROFLUOROMETHANE	75-69-4	1.75	ND
1,1-DICHLOROETHENE	75-35-4	1.75	ND
TRICHLOROTRIFLUOROETHANE	76-13-1	1.75	ND
METHYLENE CHLORIDE	75-09-2	8.77	ND
TRANS-1,2-DICHLOROETHENE	156-60-5	1.75	ND
1,1-DICHLOROETHANE	75-34-3	1.75	ND
CIS-1,2-DICHLOROETHENE	156-59-2	1.75	ND
2,2-DICHLOROPROPANE	594-20-7	1.75	ND
BROMOCHLOROMETHANE	74-97-5	1.75	ND
CHLOROFORM	67-66-3	1.75	ND
1,1,1-TRICHLOROETHANE	71-55-6	1.75	ND
CARBON TETRACHLORIDE	56-23-5	1.75	ND
1,1-DICHLOROPROPENE	563-58-6	1.75	ND
BENZENE	71-43-2	1.75	ND
1,2-DICHLOROETHANE	107-06-2	1.75	ND
TRICHLOROETHENE	79-01-6	1.75	10.0
1,2-DICHLOROPROPANE	78-87-5	1.75	ND
DIBROMOMETHANE	74-95-3	1.75	ND
BROMODICHLOROMETHANE	75-27-4	1.75	ND
TRANS-1,3-DICHLOROPROPENE	10061-02-6	1.75	ND
TOLUENE	108-88-3	1.75	ND
CIS-1,3-DICHLOROPROPENE	10061-01-5	1.75	ND
1,1,2-TRICHLOROETHANE	79-00-5	1.75	ND
TETRACHLOROETHENE	127-18-4	1.75	ND
1,3-DICHLOROPROPANE	142-28-9	1.75	ND
DIBROMOCHLOROMETHANE	124-48-1	1.75	ND
1,2-DIBROMOETHANE	106-93-4	1.75	ND
CHLOROBENZENE	108-90-7	1.75	ND
1,1,1,2-TETRACHLOROETHANE	630-20-6	1.75	ND
ETHYLBENZENE	100-41-4	1.75	ND
XYLENE (M+P)	1330-20-7	1.75	ND
XYLENE (O)	1330-20-7	1.75	ND
STYRENE	100-42-5	1.75	ND
BROMOFORM	75-25-2	1.75	ND
ISOPROPYLBENZENE	98-82-8	1.75	ND
1,1,2,2-TETRACHLOROETHANE	79-34-5	1.75	ND
BROMOBENZENE	108-86-1	1.75	ND
1,2,3-TRICHLOROPROPANE	96-18-4	1.75	ND
N-PROPYLBENZENE	103-65-1	1.75	ND
2-CHLOROTOLUENE	95-49-8	1.75	ND

K PRIME, INC.
LABORATORY REPORT

SAMPLE ID: HUST-PPNG03-2.0
LAB NO: 134058
DATE SAMPLED: 06/17/2015
TIME SAMPLED: 07:55
BATCH #: 061115S1
DATE ANALYZED: 06/22/2015

K PRIME PROJECT: 9115
CLIENT PROJECT: B20006.00 T7

METHOD: VOLATILE ORGANIC COMPOUNDS
REFERENCE: EPA 5035/8260

SAMPLE TYPE: SOIL
UNITS: µg/Kg dry weight

COMPOUND NAME	CAS NO.	REPORTING LIMIT	SAMPLE CONC
DICHLORODIFLUOROMETHANE	75-71-8	235	ND
CHLOROMETHANE	74-87-3	235	ND
VINYL CHLORIDE	75-01-4	235	ND
BROMOMETHANE	74-83-9	235	ND
CHLOROETHANE	75-00-3	235	ND
TRICHLOROFUOROMETHANE	75-69-4	235	ND
1,1-DICHLOROETHENE	75-35-4	235	ND
TRICHLOROTRIFLUOROETHANE	76-13-1	235	ND
METHYLENE CHLORIDE	75-09-2	1180	ND
TRANS-1,2-DICHLOROETHENE	156-60-5	235	ND
1,1-DICHLOROETHANE	75-34-3	235	ND
CIS-1,2-DICHLOROETHENE	156-59-2	235	ND
2,2-DICHLOROPROPANE	594-20-7	235	ND
BROMOCHLOROMETHANE	74-97-5	235	ND
CHLOROFORM	67-66-3	235	ND
1,1,1-TRICHLOROETHANE	71-55-6	235	ND
CARBON TETRACHLORIDE	56-23-5	235	ND
1,1-DICHLOROPROPENE	563-58-6	235	ND
BENZENE	71-43-2	235	ND
1,2-DICHLOROETHANE	107-06-2	235	ND
TRICHLOROETHENE	79-01-6	235	ND
1,2-DICHLOROPROPANE	78-87-5	235	ND
DIBROMOMETHANE	74-95-3	235	ND
BROMODICHLOROMETHANE	75-27-4	235	ND
TRANS-1,3-DICHLOROPROPENE	10061-02-6	235	ND
TOLUENE	108-88-3	235	ND
CIS-1,3-DICHLOROPROPENE	10061-01-5	235	ND
1,1,2-TRICHLOROETHANE	79-00-5	235	ND
TETRACHLOROETHENE	127-18-4	235	ND
1,3-DICHLOROPROPANE	142-28-9	235	ND
DIBROMOCHLOROMETHANE	124-48-1	235	ND
1,2-DIBROMOETHANE	106-93-4	235	ND
CHLOROBENZENE	108-90-7	235	ND
1,1,1,2-TETRACHLOROETHANE	630-20-6	235	ND
ETHYLBENZENE	100-41-4	235	ND
XYLENE (M+P)	1330-20-7	235	ND
XYLENE (O)	1330-20-7	235	ND
STYRENE	100-42-5	235	ND
BROMOFORM	75-25-2	235	ND
ISOPROPYLBENZENE	98-82-8	235	ND
1,1,2,2-TETRACHLOROETHANE	79-34-5	235	ND
BROMOBENZENE	108-86-1	235	ND
1,2,3-TRICHLOROPROPANE	96-18-4	235	ND
N-PROPYLBENZENE	103-65-1	235	ND
2-CHLOROTOLUENE	95-49-8	235	ND

K PRIME, INC.
LABORATORY REPORT

SAMPLE ID: HUST-PPNG03-2.0
LAB NO: 134058
DATE SAMPLED: 06/17/2015
TIME SAMPLED: 07:55
BATCH #: 061115S1
DATE ANALYZED: 06/22/2015

K PRIME PROJECT: 9115
CLIENT PROJECT: B20006.00 T7

METHOD: VOLATILE ORGANIC COMPOUNDS
REFERENCE: EPA 5035/8260

SAMPLE TYPE: SOIL
UNITS: µg/Kg dry weight

COMPOUND NAME	CAS NO.	REPORTING LIMIT	SAMPLE CONC
1,3,5-TRIMETHYLBENZENE	108-67-8	235	ND
4-CHLOROTOLUENE	106-43-4	235	ND
TERT-BUTYLBENZENE	98-06-6	235	ND
1,2,4-TRIMETHYLBENZENE	95-63-6	235	258
SEC-BUTYLBENZENE	135-98-8	235	ND
1,3-DICHLOROBENZENE	541-73-1	235	ND
4-ISOPROPYLTOLUENE	99-87-6	235	ND
1,4-DICHLOROBENZENE	106-46-7	235	ND
N-BUTYLBENZENE	104-51-8	235	ND
1,2-DICHLOROBENZENE	95-50-1	235	ND
1,2-DIBROMO-3-CHLOROPROPANE	96-12-8	235	ND
1,2,4-TRICHLOROBENZENE	120-82-1	471	ND
HEXACHLOROBUTADIENE	87-68-3	471	ND
NAPHTHALENE	91-20-3	471	ND
1,2,3-TRICHLOROBENZENE	87-61-6	471	ND
METHYL TERT-BUTYL ETHER (MTBE)	1634-04-4	235	ND

SURROGATE RECOVERY	%
DIBROMOFLUOROMETHANE	105
TOLUENE-D8	103
4-BROMOFLUOROBENZENE	102

PERCENT MOISTURE	15.0
------------------	------

NOTES:

ND - NOT DETECTED AT OR ABOVE THE STATED REPORTING LIMIT

NA -NOT APPLICABLE OR AVAILABLE

APPROVED BY: *ck*
DATE: 6/25/2015

K PRIME, INC.
LABORATORY REPORT

SAMPLE ID: HUST-PPNG04-2.5
LAB NO: 134059
DATE SAMPLED: 06/17/2015
TIME SAMPLED: 07:58
BATCH #: 061115S1
DATE ANALYZED: 06/22/2015

K PRIME PROJECT: 9115
CLIENT PROJECT: B20006.00 T7

METHOD: VOLATILE ORGANIC COMPOUNDS
REFERENCE: EPA 5035/8260

SAMPLE TYPE: SOIL
UNITS: µg/Kg dry weight

COMPOUND NAME	CAS NO.	REPORTING LIMIT	SAMPLE CONC
DICHLORODIFLUOROMETHANE	75-71-8	1.48	ND
CHLOROMETHANE	74-87-3	1.48	ND
VINYL CHLORIDE	75-01-4	1.48	ND
BROMOMETHANE	74-83-9	1.48	ND
CHLOROETHANE	75-00-3	1.48	ND
TRICHLOROFLUOROMETHANE	75-69-4	1.48	ND
1,1-DICHLOROETHENE	75-35-4	1.48	ND
TRICHLOROTRIFLUOROETHANE	76-13-1	1.48	ND
METHYLENE CHLORIDE	75-09-2	7.42	ND
TRANS-1,2-DICHLOROETHENE	156-60-5	1.48	ND
1,1-DICHLOROETHANE	75-34-3	1.48	ND
CIS-1,2-DICHLOROETHENE	156-59-2	1.48	1.74
2,2-DICHLOROPROPANE	594-20-7	1.48	ND
BROMOCHLOROMETHANE	74-97-5	1.48	ND
CHLOROFORM	67-66-3	1.48	ND
1,1,1-TRICHLOROETHANE	71-55-6	1.48	ND
CARBON TETRACHLORIDE	56-23-5	1.48	ND
1,1-DICHLOROPROPENE	563-58-6	1.48	ND
BENZENE	71-43-2	1.48	ND
1,2-DICHLOROETHANE	107-06-2	1.48	ND
TRICHLOROETHENE	79-01-6	1.48	2.28
1,2-DICHLOROPROPANE	78-87-5	1.48	ND
DIBROMOMETHANE	74-95-3	1.48	ND
BROMODICHLOROMETHANE	75-27-4	1.48	ND
TRANS-1,3-DICHLOROPROPENE	10061-02-6	1.48	ND
TOLUENE	108-88-3	1.48	ND
CIS-1,3-DICHLOROPROPENE	10061-01-5	1.48	ND
1,1,2-TRICHLOROETHANE	79-00-5	1.48	ND
TETRACHLOROETHENE	127-18-4	1.48	ND
1,3-DICHLOROPROPANE	142-28-9	1.48	ND
DIBROMOCHLOROMETHANE	124-48-1	1.48	ND
1,2-DIBROMOETHANE	106-93-4	1.48	ND
CHLOROBENZENE	108-90-7	1.48	ND
1,1,1,2-TETRACHLOROETHANE	630-20-6	1.48	ND
ETHYLBENZENE	100-41-4	1.48	ND
XYLENE (M+P)	1330-20-7	1.48	ND
XYLENE (O)	1330-20-7	1.48	ND
STYRENE	100-42-5	1.48	ND
BROMOFORM	75-25-2	1.48	ND
ISOPROPYLBENZENE	98-82-8	1.48	ND
1,1,2,2-TETRACHLOROETHANE	79-34-5	1.48	ND
BROMOBENZENE	108-86-1	1.48	ND
1,2,3-TRICHLOROPROPANE	96-18-4	1.48	ND
N-PROPYLBENZENE	103-65-1	1.48	ND
2-CHLOROTOLUENE	95-49-8	1.48	ND

K PRIME, INC.
LABORATORY REPORT

K PRIME PROJECT: 9115
CLIENT PROJECT: B20006.00 T7

SAMPLE ID: HUST-SW01-7.0
LAB NO: 134060
DATE SAMPLED: 06/17/2015
TIME SAMPLED: 15:54
BATCH #: 061115S1
DATE ANALYZED: 06/22/2015

METHOD: VOLATILE ORGANIC COMPOUNDS
REFERENCE: EPA 5035/8260

SAMPLE TYPE: SOIL
UNITS: µg/Kg dry weight

COMPOUND NAME	CAS NO.	REPORTING LIMIT	SAMPLE CONC
DICHLORODIFLUOROMETHANE	75-71-8	236	ND
CHLOROMETHANE	74-87-3	236	ND
VINYL CHLORIDE	75-01-4	236	ND
BROMOMETHANE	74-83-9	236	ND
CHLOROETHANE	75-00-3	236	ND
TRICHLOROFUOROMETHANE	75-69-4	236	ND
1,1-DICHLOROETHENE	75-35-4	236	ND
TRICHLOROTRIFLUOROETHANE	76-13-1	236	ND
METHYLENE CHLORIDE	75-09-2	1180	ND
TRANS-1,2-DICHLOROETHENE	156-60-5	236	ND
1,1-DICHLOROETHANE	75-34-3	236	ND
CIS-1,2-DICHLOROETHENE	156-59-2	236	ND
2,2-DICHLOROPROPANE	594-20-7	236	ND
BROMOCHLOROMETHANE	74-97-5	236	ND
CHLOROFORM	67-66-3	236	ND
1,1,1-TRICHLOROETHANE	71-55-6	236	ND
CARBON TETRACHLORIDE	56-23-5	236	ND
1,1-DICHLOROPROPENE	563-58-6	236	ND
BENZENE	71-43-2	236	ND
1,2-DICHLOROETHANE	107-06-2	236	ND
TRICHLOROETHENE	79-01-6	236	ND
1,2-DICHLOROPROPANE	78-87-5	236	ND
DIBROMOMETHANE	74-95-3	236	ND
BROMODICHLOROMETHANE	75-27-4	236	ND
TRANS-1,3-DICHLOROPROPENE	10061-02-6	236	ND
TOLUENE	108-88-3	236	ND
CIS-1,3-DICHLOROPROPENE	10061-01-5	236	ND
1,1,2-TRICHLOROETHANE	79-00-5	236	ND
TETRACHLOROETHENE	127-18-4	236	ND
1,3-DICHLOROPROPANE	142-28-9	236	ND
DIBROMOCHLOROMETHANE	124-48-1	236	ND
1,2-DIBROMOETHANE	106-93-4	236	ND
CHLOROBENZENE	108-90-7	236	ND
1,1,1,2-TETRACHLOROETHANE	630-20-6	236	ND
ETHYLBENZENE	100-41-4	236	ND
XYLENE (M+P)	1330-20-7	236	ND
XYLENE (O)	1330-20-7	236	ND
STYRENE	100-42-5	236	ND
BROMOFORM	75-25-2	236	ND
ISOPROPYLBENZENE	98-82-8	236	ND
1,1,2,2-TETRACHLOROETHANE	79-34-5	236	ND
BROMOBENZENE	108-86-1	236	ND
1,2,3-TRICHLOROPROPANE	96-18-4	236	ND
N-PROPYLBENZENE	103-65-1	236	ND
2-CHLOROTOLUENE	95-49-8	236	ND

K PRIME, INC.
LABORATORY REPORT

SAMPLE ID: HUST-SW01-7.0
LAB NO: 134060
DATE SAMPLED: 06/17/2015
TIME SAMPLED: 15:54
BATCH #: 061115S1
DATE ANALYZED: 06/22/2015

K PRIME PROJECT: 9115
CLIENT PROJECT: B20006.00 T7

METHOD: VOLATILE ORGANIC COMPOUNDS
REFERENCE: EPA 5035/8260

SAMPLE TYPE: SOIL
UNITS: µg/Kg dry weight

COMPOUND NAME	CAS NO.	REPORTING LIMIT	SAMPLE CONC
1,3,5-TRIMETHYLBENZENE	108-67-8	236	ND
4-CHLOROTOLUENE	106-43-4	236	ND
TERT-BUTYLBENZENE	98-06-6	236	ND
1,2,4-TRIMETHYLBENZENE	95-63-6	236	ND
SEC-BUTYLBENZENE	135-98-8	236	ND
1,3-DICHLOROBENZENE	541-73-1	236	ND
4-ISOPROPYLTOLUENE	99-87-6	236	ND
1,4-DICHLOROBENZENE	106-46-7	236	ND
N-BUTYLBENZENE	104-51-8	236	ND
1,2-DICHLOROBENZENE	95-50-1	236	ND
1,2-DIBROMO-3-CHLOROPROPANE	96-12-8	236	ND
1,2,4-TRICHLOROBENZENE	120-82-1	471	ND
HEXACHLOROBUTADIENE	87-68-3	471	ND
NAPHTHALENE	91-20-3	471	ND
1,2,3-TRICHLOROBENZENE	87-61-6	471	ND
METHYL TERT-BUTYL ETHER (MTBE)	1634-04-4	236	ND

SURROGATE RECOVERY	%
DIBROMOFLUOROMETHANE	102
TOLUENE-D8	105
4-BROMOFLUOROBENZENE	103

PERCENT MOISTURE	15.1
------------------	------

NOTES:

ND - NOT DETECTED AT OR ABOVE THE STATED REPORTING LIMIT

NA -NOT APPLICABLE OR AVAILABLE

APPROVED BY: *ch*
DATE: 6/25/2015

K PRIME, INC.
LABORATORY REPORT

K PRIME PROJECT: 9115
CLIENT PROJECT: B20006.00 T7

SAMPLE ID: HUST-SW02-7.0
LAB NO: 134061
DATE SAMPLED: 06/17/2015
TIME SAMPLED: 16:40
BATCH #: 061115S1
DATE ANALYZED: 06/22/2015

METHOD: VOLATILE ORGANIC COMPOUNDS
REFERENCE: EPA 5035/8260

SAMPLE TYPE: SOIL
UNITS: µg/Kg dry weight

COMPOUND NAME	CAS NO.	REPORTING LIMIT	SAMPLE CONC
DICHLORODIFLUOROMETHANE	75-71-8	251	ND
CHLOROMETHANE	74-87-3	251	ND
VINYL CHLORIDE	75-01-4	251	ND
BROMOMETHANE	74-83-9	251	ND
CHLOROETHANE	75-00-3	251	ND
TRICHLOROFLUOROMETHANE	75-69-4	251	ND
1,1-DICHLOROETHENE	75-35-4	251	ND
TRICHLOROTRIFLUOROETHANE	76-13-1	251	ND
METHYLENE CHLORIDE	75-09-2	1250	ND
TRANS-1,2-DICHLOROETHENE	156-60-5	251	ND
1,1-DICHLOROETHANE	75-34-3	251	ND
CIS-1,2-DICHLOROETHENE	156-59-2	251	ND
2,2-DICHLOROPROPANE	594-20-7	251	ND
BROMOCHLOROMETHANE	74-97-5	251	ND
CHLOROFORM	67-66-3	251	ND
1,1,1-TRICHLOROETHANE	71-55-6	251	ND
CARBON TETRACHLORIDE	56-23-5	251	ND
1,1-DICHLOROPROPENE	563-58-6	251	ND
BENZENE	71-43-2	251	ND
1,2-DICHLOROETHANE	107-06-2	251	ND
TRICHLOROETHENE	79-01-6	251	ND
1,2-DICHLOROPROPANE	78-87-5	251	ND
DIBROMOMETHANE	74-95-3	251	ND
BROMODICHLOROMETHANE	75-27-4	251	ND
TRANS-1,3-DICHLOROPROPENE	10061-02-6	251	ND
TOLUENE	108-88-3	251	ND
CIS-1,3-DICHLOROPROPENE	10061-01-5	251	ND
1,1,2-TRICHLOROETHANE	79-00-5	251	ND
TETRACHLOROETHENE	127-18-4	251	ND
1,3-DICHLOROPROPANE	142-28-9	251	ND
DIBROMOCHLOROMETHANE	124-48-1	251	ND
1,2-DIBROMOETHANE	106-93-4	251	ND
CHLOROBENZENE	108-90-7	251	ND
1,1,1,2-TETRACHLOROETHANE	630-20-6	251	ND
ETHYLBENZENE	100-41-4	251	ND
XYLENE (M+P)	1330-20-7	251	ND
XYLENE (O)	1330-20-7	251	ND
STYRENE	100-42-5	251	ND
BROMOFORM	75-25-2	251	ND
ISOPROPYLBENZENE	98-82-8	251	ND
1,1,2,2-TETRACHLOROETHANE	79-34-5	251	ND
BROMOBENZENE	108-86-1	251	ND
1,2,3-TRICHLOROPROPANE	96-18-4	251	ND
N-PROPYLBENZENE	103-65-1	251	ND
2-CHLOROTOLUENE	95-49-8	251	ND

K PRIME, INC.
LABORATORY REPORT

K PRIME PROJECT: 9115
CLIENT PROJECT: B20006.00 T7

SAMPLE ID: HUST-SW02-7.0
LAB NO: 134061
DATE SAMPLED: 06/17/2015
TIME SAMPLED: 16:40
BATCH #: 061115S1
DATE ANALYZED: 06/22/2015

METHOD: VOLATILE ORGANIC COMPOUNDS
REFERENCE: EPA 5035/8260

SAMPLE TYPE: SOIL
UNITS: µg/Kg dry weight

COMPOUND NAME	CAS NO.	REPORTING LIMIT	SAMPLE CONC
1,3,5-TRIMETHYLBENZENE	108-67-8	251	ND
4-CHLOROTOLUENE	106-43-4	251	ND
TERT-BUTYLBENZENE	98-06-6	251	ND
1,2,4-TRIMETHYLBENZENE	95-63-6	251	ND
SEC-BUTYLBENZENE	135-98-8	251	ND
1,3-DICHLOROBENZENE	541-73-1	251	ND
4-ISOPROPYLTOLUENE	99-87-6	251	ND
1,4-DICHLOROBENZENE	106-46-7	251	ND
N-BUTYLBENZENE	104-51-8	251	ND
1,2-DICHLOROBENZENE	95-50-1	251	ND
1,2-DIBROMO-3-CHLOROPROPANE	96-12-8	251	ND
1,2,4-TRICHLOROBENZENE	120-82-1	501	ND
HEXACHLOROBUTADIENE	87-68-3	501	ND
NAPHTHALENE	91-20-3	501	ND
1,2,3-TRICHLOROBENZENE	87-61-6	501	ND
METHYL TERT-BUTYL ETHER (MTBE)	1634-04-4	251	ND

SURROGATE RECOVERY	%
DIBROMOFLUOROMETHANE	101
TOLUENE-D8	100
4-BROMOFLUOROBENZENE	92

PERCENT MOISTURE	20.2
------------------	------

NOTES:

ND - NOT DETECTED AT OR ABOVE THE STATED REPORTING LIMIT
NA - NOT APPLICABLE OR AVAILABLE

APPROVED BY: ch
DATE: 6/25/2015

K PRIME, INC.
LABORATORY REPORT

K PRIME PROJECT: 9115
CLIENT PROJECT: B20006.00 T7

SAMPLE ID: HUST-SW03-7.0
LAB NO: 134062
DATE SAMPLED: 06/17/2015
TIME SAMPLED: 16:16
BATCH #: 062215S1
DATE ANALYZED: 06/25/2015

METHOD: VOLATILE ORGANIC COMPOUNDS
REFERENCE: EPA 5035/8260

SAMPLE TYPE: SOIL
UNITS: µg/Kg dry weight

COMPOUND NAME	CAS NO.	REPORTING LIMIT	SAMPLE CONC
DICHLORODIFLUOROMETHANE	75-71-8	1080	ND
CHLOROMETHANE	74-87-3	1080	ND
VINYL CHLORIDE	75-01-4	1080	ND
BROMOMETHANE	74-83-9	1080	ND
CHLOROETHANE	75-00-3	1080	ND
TRICHLOROFLUOROMETHANE	75-69-4	1080	ND
1,1-DICHLOROETHENE	75-35-4	1080	ND
TRICHLOROTRIFLUOROETHANE	76-13-1	1080	ND
METHYLENE CHLORIDE	75-09-2	5410	ND
TRANS-1,2-DICHLOROETHENE	156-60-5	1080	ND
1,1-DICHLOROETHANE	75-34-3	1080	ND
CIS-1,2-DICHLOROETHENE	156-59-2	1080	ND
2,2-DICHLOROPROPANE	594-20-7	1080	ND
BROMOCHLOROMETHANE	74-97-5	1080	ND
CHLOROFORM	67-66-3	1080	ND
1,1,1-TRICHLOROETHANE	71-55-6	1080	ND
CARBON TETRACHLORIDE	56-23-5	1080	ND
1,1-DICHLOROPROPENE	563-58-6	1080	ND
BENZENE	71-43-2	1080	ND
1,2-DICHLOROETHANE	107-06-2	1080	ND
TRICHLOROETHENE	79-01-6	1080	ND
1,2-DICHLOROPROPANE	78-87-5	1080	ND
DIBROMOMETHANE	74-95-3	1080	ND
BROMODICHLOROMETHANE	75-27-4	1080	ND
TRANS-1,3-DICHLOROPROPENE	10061-02-6	1080	ND
TOLUENE	108-88-3	1080	ND
CIS-1,3-DICHLOROPROPENE	10061-01-5	1080	ND
1,1,2-TRICHLOROETHANE	79-00-5	1080	ND
TETRACHLOROETHENE	127-18-4	1080	ND
1,3-DICHLOROPROPANE	142-28-9	1080	ND
DIBROMOCHLOROMETHANE	124-48-1	1080	ND
1,2-DIBROMOETHANE	106-93-4	1080	ND
CHLOROBENZENE	108-90-7	1080	ND
1,1,1,2-TETRACHLOROETHANE	630-20-6	1080	ND
ETHYLBENZENE	100-41-4	1080	ND
XYLENE (M+P)	1330-20-7	1080	ND
XYLENE (O)	1330-20-7	1080	ND
STYRENE	100-42-5	1080	ND
BROMOFORM	75-25-2	1080	ND
ISOPROPYLBENZENE	98-82-8	1080	ND
1,1,2,2-TETRACHLOROETHANE	79-34-5	1080	ND
BROMOBENZENE	108-86-1	1080	ND
1,2,3-TRICHLOROPROPANE	96-18-4	1080	ND
N-PROPYLBENZENE	103-65-1	1080	ND
2-CHLOROTOLUENE	95-49-8	1080	ND

K PRIME, INC.
LABORATORY REPORT

K PRIME PROJECT: 9115
CLIENT PROJECT: B20006.00 T7

SAMPLE ID: HUST-SW03-7.0
LAB NO: 134062
DATE SAMPLED: 06/17/2015
TIME SAMPLED: 16:16
BATCH #: 062215S1
DATE ANALYZED: 06/25/2015

METHOD: VOLATILE ORGANIC COMPOUNDS
REFERENCE: EPA 5035/8260

SAMPLE TYPE: SOIL
UNITS: µg/Kg dry weight

COMPOUND NAME	CAS NO.	REPORTING LIMIT	SAMPLE CONC
1,3,5-TRIMETHYLBENZENE	108-67-8	1080	ND
4-CHLOROTOLUENE	106-43-4	1080	ND
TERT-BUTYLBENZENE	98-06-6	1080	ND
1,2,4-TRIMETHYLBENZENE	95-63-6	1080	2050
SEC-BUTYLBENZENE	135-98-8	1080	ND
1,3-DICHLOROBENZENE	541-73-1	1080	ND
4-ISOPROPYLTOLUENE	99-87-6	1080	ND
1,4-DICHLOROBENZENE	106-46-7	1080	ND
N-BUTYLBENZENE	104-51-8	1080	ND
1,2-DICHLOROBENZENE	95-50-1	1080	ND
1,2-DIBROMO-3-CHLOROPROPANE	96-12-8	1080	ND
1,2,4-TRICHLOROBENZENE	120-82-1	2160	ND
HEXACHLOROBUTADIENE	87-68-3	2160	ND
NAPHTHALENE	91-20-3	2160	5420
1,2,3-TRICHLOROBENZENE	87-61-6	2160	ND
METHYL TERT-BUTYL ETHER (MTBE)	1634-04-4	1080	ND

SURROGATE RECOVERY	%
DIBROMOFLUOROMETHANE	112
TOLUENE-D8	104
4-BROMOFLUOROBENZENE	93

PERCENT MOISTURE	7.61
------------------	------

NOTES:

ND - NOT DETECTED AT OR ABOVE THE STATED REPORTING LIMIT

NA -NOT APPLICABLE OR AVAILABLE

APPROVED BY: ch
DATE: 6/25/2015

K PRIME, INC.
LABORATORY REPORT

K PRIME PROJECT: 9115
CLIENT PROJECT: B20006.00 T7

SAMPLE ID: HUST-SW04-7.0
LAB NO: 134063
DATE SAMPLED: 06/17/2015
TIME SAMPLED: 15:58
BATCH #: 062215S1
DATE ANALYZED: 06/22/2015

METHOD: VOLATILE ORGANIC COMPOUNDS
REFERENCE: EPA 5035/8260

SAMPLE TYPE: SOIL
UNITS: µg/Kg dry weight

COMPOUND NAME	CAS NO.	REPORTING LIMIT	SAMPLE CONC
DICHLORODIFLUOROMETHANE	75-71-8	234	ND
CHLOROMETHANE	74-87-3	234	ND
VINYL CHLORIDE	75-01-4	234	ND
BROMOMETHANE	74-83-9	234	ND
CHLOROETHANE	75-00-3	234	ND
TRICHLOROFLUOROMETHANE	75-69-4	234	ND
1,1-DICHLOROETHENE	75-35-4	234	ND
TRICHLOROTRIFLUOROETHANE	76-13-1	234	ND
METHYLENE CHLORIDE	75-09-2	1170	ND
TRANS-1,2-DICHLOROETHENE	156-60-5	234	ND
1,1-DICHLOROETHANE	75-34-3	234	ND
CIS-1,2-DICHLOROETHENE	156-59-2	234	ND
2,2-DICHLOROPROPANE	594-20-7	234	ND
BROMOCHLOROMETHANE	74-97-5	234	ND
CHLOROFORM	67-66-3	234	ND
1,1,1-TRICHLOROETHANE	71-55-6	234	ND
CARBON TETRACHLORIDE	56-23-5	234	ND
1,1-DICHLOROPROPENE	563-58-6	234	ND
BENZENE	71-43-2	234	ND
1,2-DICHLOROETHANE	107-06-2	234	ND
TRICHLOROETHENE	79-01-6	234	ND
1,2-DICHLOROPROPANE	78-87-5	234	ND
DIBROMOMETHANE	74-95-3	234	ND
BROMODICHLOROMETHANE	75-27-4	234	ND
TRANS-1,3-DICHLOROPROPENE	10061-02-6	234	ND
TOLUENE	108-88-3	234	ND
CIS-1,3-DICHLOROPROPENE	10061-01-5	234	ND
1,1,2-TRICHLOROETHANE	79-00-5	234	ND
TETRACHLOROETHENE	127-18-4	234	ND
1,3-DICHLOROPROPANE	142-28-9	234	ND
DIBROMOCHLOROMETHANE	124-48-1	234	ND
1,2-DIBROMOETHANE	106-93-4	234	ND
CHLOROBENZENE	108-90-7	234	ND
1,1,1,2-TETRACHLOROETHANE	630-20-6	234	ND
ETHYLBENZENE	100-41-4	234	ND
XYLENE (M+P)	1330-20-7	234	ND
XYLENE (O)	1330-20-7	234	ND
STYRENE	100-42-5	234	ND
BROMOFORM	75-25-2	234	ND
ISOPROPYLBENZENE	98-82-8	234	ND
1,1,2,2-TETRACHLOROETHANE	79-34-5	234	ND
BROMOBENZENE	108-86-1	234	ND
1,2,3-TRICHLOROPROPANE	96-18-4	234	ND
N-PROPYLBENZENE	103-65-1	234	ND
2-CHLOROTOLUENE	95-49-8	234	ND

K PRIME, INC.
LABORATORY REPORT

K PRIME PROJECT: 9115
CLIENT PROJECT: B20006.00 T7

SAMPLE ID: HUST-SW04-7.0
LAB NO: 134063
DATE SAMPLED: 06/17/2015
TIME SAMPLED: 15:58
BATCH #: 062215S1
DATE ANALYZED: 06/22/2015

METHOD: VOLATILE ORGANIC COMPOUNDS
REFERENCE: EPA 5035/8260

SAMPLE TYPE: SOIL
UNITS: µg/Kg dry weight

COMPOUND NAME	CAS NO.	REPORTING LIMIT	SAMPLE CONC
1,3,5-TRIMETHYLBENZENE	108-67-8	234	ND
4-CHLOROTOLUENE	106-43-4	234	ND
TERT-BUTYLBENZENE	98-06-6	234	ND
1,2,4-TRIMETHYLBENZENE	95-63-6	234	ND
SEC-BUTYLBENZENE	135-98-8	234	ND
1,3-DICHLOROBENZENE	541-73-1	234	ND
4-ISOPROPYLTOLUENE	99-87-6	234	ND
1,4-DICHLOROBENZENE	106-46-7	234	ND
N-BUTYLBENZENE	104-51-8	234	ND
1,2-DICHLOROBENZENE	95-50-1	234	ND
1,2-DIBROMO-3-CHLOROPROPANE	96-12-8	234	ND
1,2,4-TRICHLOROBENZENE	120-82-1	467	ND
HEXACHLOROBUTADIENE	87-68-3	467	ND
NAPHTHALENE	91-20-3	467	536
1,2,3-TRICHLOROBENZENE	87-61-6	467	ND
METHYL TERT-BUTYL ETHER (MTBE)	1634-04-4	234	ND

SURROGATE RECOVERY	%
DIBROMOFLUOROMETHANE	113
TOLUENE-D8	104
4-BROMOFLUOROBENZENE	105

PERCENT MOISTURE	14.4
------------------	------

NOTES:

ND - NOT DETECTED AT OR ABOVE THE STATED REPORTING LIMIT

NA -NOT APPLICABLE OR AVAILABLE

APPROVED BY: ch
DATE: 6/25/2015

K PRIME, INC.
LABORATORY REPORT

K PRIME PROJECT: 9115
CLIENT PROJECT: B20006.00 T7

SAMPLE ID: HUST-F01-9.5
LAB NO: 134064
DATE SAMPLED: 06/17/2015
TIME SAMPLED: 15:30
BATCH #: 062215S1
DATE ANALYZED: 06/23/2015

METHOD: VOLATILE ORGANIC COMPOUNDS
REFERENCE: EPA 5035/8260

SAMPLE TYPE: SOIL
UNITS: µg/Kg dry weight

COMPOUND NAME	CAS NO.	REPORTING LIMIT	SAMPLE CONC
DICHLORODIFLUOROMETHANE	75-71-8	1.78	ND
CHLOROMETHANE	74-87-3	1.78	ND
VINYL CHLORIDE	75-01-4	1.78	ND
BROMOMETHANE	74-83-9	1.78	ND
CHLOROETHANE	75-00-3	1.78	ND
TRICHLOROFUOROMETHANE	75-69-4	1.78	ND
1,1-DICHLOROETHENE	75-35-4	1.78	ND
TRICHLOROTRIFLUOROETHANE	76-13-1	1.78	ND
METHYLENE CHLORIDE	75-09-2	8.90	ND
TRANS-1,2-DICHLOROETHENE	156-60-5	1.78	ND
1,1-DICHLOROETHANE	75-34-3	1.78	ND
CIS-1,2-DICHLOROETHENE	156-59-2	1.78	ND
2,2-DICHLOROPROPANE	594-20-7	1.78	ND
BROMOCHLOROMETHANE	74-97-5	1.78	ND
CHLOROFORM	67-66-3	1.78	ND
1,1,1-TRICHLOROETHANE	71-55-6	1.78	ND
CARBON TETRACHLORIDE	56-23-5	1.78	ND
1,1-DICHLOROPROPENE	563-58-6	1.78	ND
BENZENE	71-43-2	1.78	ND
1,2-DICHLOROETHANE	107-06-2	1.78	ND
TRICHLOROETHENE	79-01-6	1.78	ND
1,2-DICHLOROPROPANE	78-87-5	1.78	ND
DIBROMOMETHANE	74-95-3	1.78	ND
BROMODICHLOROMETHANE	75-27-4	1.78	ND
TRANS-1,3-DICHLOROPROPENE	10061-02-6	1.78	ND
TOLUENE	108-88-3	1.78	ND
CIS-1,3-DICHLOROPROPENE	10061-01-5	1.78	ND
1,1,2-TRICHLOROETHANE	79-00-5	1.78	ND
TETRACHLOROETHENE	127-18-4	1.78	ND
1,3-DICHLOROPROPANE	142-28-9	1.78	ND
DIBROMOCHLOROMETHANE	124-48-1	1.78	ND
1,2-DIBROMOETHANE	106-93-4	1.78	ND
CHLOROBENZENE	108-90-7	1.78	ND
1,1,1,2-TETRACHLOROETHANE	630-20-6	1.78	ND
ETHYLBENZENE	100-41-4	1.78	ND
XYLENE (M+P)	1330-20-7	1.78	ND
XYLENE (O)	1330-20-7	1.78	ND
STYRENE	100-42-5	1.78	ND
BROMOFORM	75-25-2	1.78	ND
ISOPROPYLBENZENE	98-82-8	1.78	ND
1,1,2,2-TETRACHLOROETHANE	79-34-5	1.78	ND
BROMOBENZENE	108-86-1	1.78	ND
1,2,3-TRICHLOROPROPANE	96-18-4	1.78	ND
N-PROPYLBENZENE	103-65-1	1.78	ND
2-CHLOROTOLUENE	95-49-8	1.78	ND

K PRIME, INC.
LABORATORY REPORT

K PRIME PROJECT: 9115
CLIENT PROJECT: B20006.00 T7

SAMPLE ID: HUST-F01-9.5
LAB NO: 134064
DATE SAMPLED: 06/17/2015
TIME SAMPLED: 15:30
BATCH #: 062215S1
DATE ANALYZED: 06/23/2015

METHOD: VOLATILE ORGANIC COMPOUNDS
REFERENCE: EPA 5035/8260

SAMPLE TYPE: SOIL
UNITS: µg/Kg dry weight

COMPOUND NAME	CAS NO.	REPORTING LIMIT	SAMPLE CONC
1,3,5-TRIMETHYLBENZENE	108-67-8	1.78	ND
4-CHLOROTOLUENE	106-43-4	1.78	ND
TERT-BUTYLBENZENE	98-06-6	1.78	ND
1,2,4-TRIMETHYLBENZENE	95-63-6	1.78	ND
SEC-BUTYLBENZENE	135-98-8	1.78	ND
1,3-DICHLOROBENZENE	541-73-1	1.78	ND
4-ISOPROPYLTOLUENE	99-87-6	1.78	ND
1,4-DICHLOROBENZENE	106-46-7	1.78	ND
N-BUTYLBENZENE	104-51-8	1.78	ND
1,2-DICHLOROBENZENE	95-50-1	1.78	ND
1,2-DIBROMO-3-CHLOROPROPANE	96-12-8	1.78	ND
1,2,4-TRICHLOROBENZENE	120-82-1	3.56	ND
HEXACHLOROBUTADIENE	87-68-3	3.56	ND
NAPHTHALENE	91-20-3	3.56	ND
1,2,3-TRICHLOROBENZENE	87-61-6	3.56	ND
METHYL TERT-BUTYL ETHER (MTBE)	1634-04-4	1.78	ND

SURROGATE RECOVERY	%
DIBROMOFLUOROMETHANE	117
TOLUENE-D8	107
4-BROMOFLUOROBENZENE	90

PERCENT MOISTURE	16.9
------------------	------

NOTES:

ND - NOT DETECTED AT OR ABOVE THE STATED REPORTING LIMIT

NA -NOT APPLICABLE OR AVAILABLE

APPROVED BY: ch
DATE: 06/23/2015

K PRIME, INC.
LABORATORY REPORT

K PRIME PROJECT: 9115
CLIENT PROJECT: B20006.00 T7

SAMPLE ID: HUST-F02-9.5
LAB NO: 134065
DATE SAMPLED: 06/17/2015
TIME SAMPLED: 15:15
BATCH #: 062215S1
DATE ANALYZED: 06/25/2015

METHOD: VOLATILE ORGANIC COMPOUNDS
REFERENCE: EPA 5035/8260

SAMPLE TYPE: SOIL
UNITS: µg/Kg dry weight

COMPOUND NAME	CAS NO.	REPORTING LIMIT	SAMPLE CONC
DICHLORODIFLUOROMETHANE	75-71-8	1.77	ND
CHLOROMETHANE	74-87-3	1.77	ND
VINYL CHLORIDE	75-01-4	1.77	ND
BROMOMETHANE	74-83-9	1.77	ND
CHLOROETHANE	75-00-3	1.77	ND
TRICHLOROFLUOROMETHANE	75-69-4	1.77	ND
1,1-DICHLOROETHENE	75-35-4	1.77	ND
TRICHLOROTRIFLUOROETHANE	76-13-1	1.77	ND
METHYLENE CHLORIDE	75-09-2	8.87	ND
TRANS-1,2-DICHLOROETHENE	156-60-5	1.77	ND
1,1-DICHLOROETHANE	75-34-3	1.77	ND
CIS-1,2-DICHLOROETHENE	156-59-2	1.77	ND
2,2-DICHLOROPROPANE	594-20-7	1.77	ND
BROMOCHLOROMETHANE	74-97-5	1.77	ND
CHLOROFORM	67-66-3	1.77	ND
1,1,1-TRICHLOROETHANE	71-55-6	1.77	ND
CARBON TETRACHLORIDE	56-23-5	1.77	ND
1,1-DICHLOROPROPENE	563-58-6	1.77	ND
BENZENE	71-43-2	1.77	ND
1,2-DICHLOROETHANE	107-06-2	1.77	ND
TRICHLOROETHENE	79-01-6	1.77	ND
1,2-DICHLOROPROPANE	78-87-5	1.77	ND
DIBROMOMETHANE	74-95-3	1.77	ND
BROMODICHLOROMETHANE	75-27-4	1.77	ND
TRANS-1,3-DICHLOROPROPENE	10061-02-6	1.77	ND
TOLUENE	108-88-3	1.77	ND
CIS-1,3-DICHLOROPROPENE	10061-01-5	1.77	ND
1,1,2-TRICHLOROETHANE	79-00-5	1.77	ND
TETRACHLOROETHENE	127-18-4	1.77	ND
1,3-DICHLOROPROPANE	142-28-9	1.77	ND
DIBROMOCHLOROMETHANE	124-48-1	1.77	ND
1,2-DIBROMOETHANE	106-93-4	1.77	ND
CHLOROBENZENE	108-90-7	1.77	ND
1,1,1,2-TETRACHLOROETHANE	630-20-6	1.77	ND
ETHYLBENZENE	100-41-4	1.77	ND
XYLENE (M+P)	1330-20-7	1.77	ND
XYLENE (O)	1330-20-7	1.77	ND
STYRENE	100-42-5	1.77	ND
BROMOFORM	75-25-2	1.77	ND
ISOPROPYLBENZENE	98-82-8	1.77	ND
1,1,2,2-TETRACHLOROETHANE	79-34-5	1.77	ND
BROMOBENZENE	108-86-1	1.77	ND
1,2,3-TRICHLOROPROPANE	96-18-4	1.77	ND
N-PROPYLBENZENE	103-65-1	1.77	ND
2-CHLOROTOLUENE	95-49-8	1.77	ND

K PRIME, INC.
LABORATORY REPORT

K PRIME PROJECT: 9115
CLIENT PROJECT: B20006.00 T7

SAMPLE ID: HUST-F02-9.5
LAB NO: 134065
DATE SAMPLED: 06/17/2015
TIME SAMPLED: 15:15
BATCH #: 062215S1
DATE ANALYZED: 06/25/2015

METHOD: VOLATILE ORGANIC COMPOUNDS
REFERENCE: EPA 5035/8260

SAMPLE TYPE: SOIL
UNITS: µg/Kg dry weight

COMPOUND NAME	CAS NO.	REPORTING LIMIT	SAMPLE CONC
1,3,5-TRIMETHYLBENZENE	108-67-8	1.77	ND
4-CHLOROTOLUENE	106-43-4	1.77	ND
TERT-BUTYLBENZENE	98-06-6	1.77	ND
1,2,4-TRIMETHYLBENZENE	95-63-6	1.77	ND
SEC-BUTYLBENZENE	135-98-8	1.77	ND
1,3-DICHLOROBENZENE	541-73-1	1.77	ND
4-ISOPROPYLTOLUENE	99-87-6	1.77	ND
1,4-DICHLOROBENZENE	106-46-7	1.77	ND
N-BUTYLBENZENE	104-51-8	1.77	ND
1,2-DICHLOROBENZENE	95-50-1	1.77	ND
1,2-DIBROMO-3-CHLOROPROPANE	96-12-8	1.77	ND
1,2,4-TRICHLOROBENZENE	120-82-1	3.55	ND
HEXACHLOROBUTADIENE	87-68-3	3.55	ND
NAPHTHALENE	91-20-3	3.55	ND
1,2,3-TRICHLOROBENZENE	87-61-6	3.55	ND
METHYL TERT-BUTYL ETHER (MTBE)	1634-04-4	1.77	ND

SURROGATE RECOVERY	%
DIBROMOFLUOROMETHANE	115
TOLUENE-D8	103
4-BROMOFLUOROBENZENE	97

PERCENT MOISTURE	15.4
------------------	------

NOTES:
ND - NOT DETECTED AT OR ABOVE THE STATED REPORTING LIMIT
NA -NOT APPLICABLE OR AVAILABLE

APPROVED BY: ch
DATE: 6/25/2015

K PRIME, INC.
LABORATORY REPORT

K PRIME PROJECT: 9115
CLIENT PROJECT: B20006.00 T7

METHOD: DRO - DRY WEIGHT
REFERENCE: EPA 8015B

SAMPLE TYPE: SOIL
UNITS: mg/Kg

SAMPLE ID	LAB NO.	DATE SAMPLED	BATCH ID	EXTRACT DATE	DATE ANALYZED	MRL	SAMPLE CONC	DRO PATTERN
HUST-PPNG01-2.5	134056	6/17/2015	061815S1	6/18/2015	6/18/2015	12.5	180	AC
HUST-PPNG02-2.0	134057	6/17/2015	061815S1	6/18/2015	6/18/2015	11.7	225	AC
HUST-PPNG03-2.0	134058	6/17/2015	061815S1	6/18/2015	6/18/2015	11.8	1020	
HUST-PPNG04-2.5	134059	6/17/2015	061815S1	6/18/2015	6/18/2015	11.4	350	AC
HUST-SW01-7.0	134060	6/17/2015	061815S1	6/18/2015	6/18/2015	11.8	1080	
HUST-SW02-7.0	134061	6/17/2015	061815S1	6/18/2015	6/18/2015	12.5	267	
HUST-SW03-7.0	134062	6/17/2015	061815S1	6/18/2015	6/18/2015	10.8	1290	
HUST-SW04-7.0	134063	6/17/2015	061815S1	6/18/2015	6/18/2015	11.7	4440	
HUST-F01-9.5	134064	6/17/2015	061815S1	6/18/2015	6/18/2015	12.0	ND	
HUST-F02-9.5	134065	6/17/2015	061815S1	6/18/2015	6/18/2015	11.8	ND	

NOTES:

DRO Diesel Range Organics (C12-C23)
 ND Not Detected at or above the stated MRL
 NA Not Applicable or Available
 MRL Method Reporting Limit
 AD Typical Pattern for Diesel
 AM Hydrocarbon response is in the C12-C22 range
 AC Heavier hydrocarbons contributing to diesel range quantitation
 AJ Heavier hydrocarbon than diesel
 AK Lighter hydrocarbon than diesel
 AE Unknown hydrocarbon with a single peak
 AN Unknown hydrocarbon with several peaks

APPROVED BY: *ch*
 DATE: 6/25/2015

K PRIME, INC.
LABORATORY REPORT

K PRIME PROJECT: 9115
CLIENT PROJECT: B20006.00 T7

SAMPLE ID: HUST-PPNG01-2.5
LAB NO: 134056
DATE SAMPLED: 06/17/2015
TIME SAMPLED: 7:50
BATCH #: 061815S1
DATE EXTRACTED: 06/18/2015
DATE ANALYZED: 06/18/2015

METHOD: POLYCHLORINATED BIPHENYLS
REFERENCE: EPA 3550/8082

SAMPLE TYPE: SOIL
UNITS: ug/Kg (dry)

COMPOUND NAME	CAS NO.	REPORTING LIMIT	SAMPLE CONC
AROCLOR 1016	12674-11-2	25.2	ND
AROCLOR 1221	11104-28-2	25.2	ND
AROCLOR 1232	11141-16-5	25.2	ND
AROCLOR 1242	53469-21-9	25.2	ND
AROCLOR 1248	12672-29-6	25.2	ND
AROCLOR 1254	11097-69-1	25.2	27.8
AROCLOR 1260	11096-82-5	25.2	219

SURROGATE RECOVERY	%
TCMX	87
DCBP	132

NOTES:
ND - NOT DETECTED AT OR ABOVE THE STATED REPORTING LIMIT
NA - NOT AVAILABLE OR APPLICABLE

APPROVED BY: ck
DATE: 6/25/2015

K PRIME, INC.
LABORATORY REPORT

K PRIME PROJECT: 9115
CLIENT PROJECT: B20006.00 T7

SAMPLE ID: HUST-PPNG04-2.5
LAB NO: 134059
DATE SAMPLED: 06/17/2015
TIME SAMPLED: 7:58
BATCH #: 061815S1
DATE EXTRACTED: 06/18/2015
DATE ANALYZED: 06/18/2015

METHOD: POLYCHLORINATED BIPHENYLS
REFERENCE: EPA 3550/8082

SAMPLE TYPE: SOIL
UNITS: ug/Kg (dry)

COMPOUND NAME	CAS NO.	REPORTING LIMIT	SAMPLE CONC
AROCLOR 1016	12674-11-2	25.2	ND
AROCLOR 1221	11104-28-2	25.2	ND
AROCLOR 1232	11141-16-5	25.2	ND
AROCLOR 1242	53469-21-9	25.2	ND
AROCLOR 1248	12672-29-6	25.2	ND
AROCLOR 1254	11097-69-1	25.2	ND
AROCLOR 1260	11096-82-5	25.2	ND

SURROGATE RECOVERY	%
TCMX	69
DCBP	93

NOTES:

ND - NOT DETECTED AT OR ABOVE THE STATED REPORTING LIMIT
NA - NOT AVAILABLE OR APPLICABLE

APPROVED BY: ch
DATE: 6/25/2015

K PRIME, INC.
LABORATORY REPORT

K PRIME PROJECT: 9115
CLIENT PROJECT: B20006.00 T7

SAMPLE ID: HUST-SW01-7.0
LAB NO: 134060
DATE SAMPLED: 06/17/2015
TIME SAMPLED: 15:54
BATCH #: 061815S1
DATE EXTRACTED: 06/18/2015
DATE ANALYZED: 06/18/2015

METHOD: POLYCHLORINATED BIPHENYLS
REFERENCE: EPA 3550/8082

SAMPLE TYPE: SOIL
UNITS: ug/Kg (dry)

COMPOUND NAME	CAS NO.	REPORTING LIMIT	SAMPLE CONC
AROCLOR 1016	12674-11-2	25.2	ND
AROCLOR 1221	11104-28-2	25.2	ND
AROCLOR 1232	11141-16-5	25.2	ND
AROCLOR 1242	53469-21-9	25.2	ND
AROCLOR 1248	12672-29-6	25.2	ND
AROCLOR 1254	11097-69-1	25.2	ND
AROCLOR 1260	11096-82-5	25.2	ND

SURROGATE RECOVERY	%
TCMX	71
DCBP	86

NOTES:

ND - NOT DETECTED AT OR ABOVE THE STATED REPORTING LIMIT
NA - NOT AVAILABLE OR APPLICABLE

APPROVED BY: ch
DATE: 6/25/2015

K PRIME, INC.
LABORATORY REPORT

K PRIME PROJECT: 9115
CLIENT PROJECT: B20006.00 T7

SAMPLE ID: HUST-SW02-7.0
LAB NO: 134061
DATE SAMPLED: 06/17/2015
TIME SAMPLED: 16:40
BATCH #: 061815S1
DATE EXTRACTED: 06/18/2015
DATE ANALYZED: 06/18/2015

METHOD: POLYCHLORINATED BIPHENYLS
REFERENCE: EPA 3550/8082

SAMPLE TYPE: SOIL
UNITS: ug/Kg (dry)

COMPOUND NAME	CAS NO.	REPORTING LIMIT	SAMPLE CONC
AROCLOR 1016	12674-11-2	25.2	ND
AROCLOR 1221	11104-28-2	25.2	ND
AROCLOR 1232	11141-16-5	25.2	ND
AROCLOR 1242	53469-21-9	25.2	ND
AROCLOR 1248	12672-29-6	25.2	ND
AROCLOR 1254	11097-69-1	25.2	ND
AROCLOR 1260	11096-82-5	25.2	33.2

SURROGATE RECOVERY	%
TCMX	73
DCBP	94

NOTES:

ND - NOT DETECTED AT OR ABOVE THE STATED REPORTING LIMIT
NA - NOT AVAILABLE OR APPLICABLE

APPROVED BY: *ch*
DATE: 6/25/2015

K PRIME, INC.
LABORATORY REPORT

K PRIME PROJECT: 9115
CLIENT PROJECT: B20006.00 T7

SAMPLE ID: HUST-SW03-7.0
LAB NO: 134062
DATE SAMPLED: 06/17/2015
TIME SAMPLED: 16:16
BATCH #: 061815S1
DATE EXTRACTED: 06/18/2015
DATE ANALYZED: 06/18/2015

METHOD: POLYCHLORINATED BIPHENYLS
REFERENCE: EPA 3550/8082

SAMPLE TYPE: SOIL
UNITS: ug/Kg (dry)

COMPOUND NAME	CAS NO.	REPORTING LIMIT	SAMPLE CONC
AROCLOR 1016	12674-11-2	25.2	ND
AROCLOR 1221	11104-28-2	25.2	ND
AROCLOR 1232	11141-16-5	25.2	ND
AROCLOR 1242	53469-21-9	25.2	ND
AROCLOR 1248	12672-29-6	25.2	ND
AROCLOR 1254	11097-69-1	25.2	ND
AROCLOR 1260	11096-82-5	25.2	ND

SURROGATE RECOVERY	%
TCMX	67
DCBP	86

NOTES:

ND - NOT DETECTED AT OR ABOVE THE STATED REPORTING LIMIT
NA - NOT AVAILABLE OR APPLICABLE

APPROVED BY: *ch*
DATE: 06/18/2015

K PRIME, INC.
LABORATORY REPORT

K PRIME PROJECT: 9115
CLIENT PROJECT: B20006.00 T7

SAMPLE ID: HUST-SW04-7.0
LAB NO: 134063
DATE SAMPLED: 06/17/2015
TIME SAMPLED: 15:58
BATCH #: 061815S1
DATE EXTRACTED: 06/18/2015
DATE ANALYZED: 06/18/2015

METHOD: POLYCHLORINATED BIPHENYLS
REFERENCE: EPA 3550/8082

SAMPLE TYPE: SOIL
UNITS: ug/Kg (dry)

COMPOUND NAME	CAS NO.	REPORTING LIMIT	SAMPLE CONC
AROCLOR 1016	12674-11-2	25.2	ND
AROCLOR 1221	11104-28-2	25.2	ND
AROCLOR 1232	11141-16-5	25.2	ND
AROCLOR 1242	53469-21-9	25.2	ND
AROCLOR 1248	12672-29-6	25.2	ND
AROCLOR 1254	11097-69-1	25.2	ND
AROCLOR 1260	11096-82-5	25.2	ND

SURROGATE RECOVERY	%
TCMX	100
DCBP	119

NOTES:

ND - NOT DETECTED AT OR ABOVE THE STATED REPORTING LIMIT
NA - NOT AVAILABLE OR APPLICABLE

APPROVED BY: ch
DATE: 6/25/2015

K PRIME, INC.
LABORATORY REPORT

K PRIME PROJECT: 9115
CLIENT PROJECT: B20006.00 T7

SAMPLE ID: HUST-F02-9.5
LAB NO: 134065
DATE SAMPLED: 06/17/2015
TIME SAMPLED: 15:15
BATCH #: 061815S1
DATE EXTRACTED: 06/18/2015
DATE ANALYZED: 06/18/2015

METHOD: POLYCHLORINATED BIPHENYLS
REFERENCE: EPA 3550/8082

SAMPLE TYPE: SOIL
UNITS: ug/Kg (dry)

COMPOUND NAME	CAS NO.	REPORTING LIMIT	SAMPLE CONC
AROCLOR 1016	12674-11-2	25.2	ND
AROCLOR 1221	11104-28-2	25.2	ND
AROCLOR 1232	11141-16-5	25.2	ND
AROCLOR 1242	53469-21-9	25.2	ND
AROCLOR 1248	12672-29-6	25.2	ND
AROCLOR 1254	11097-69-1	25.2	ND
AROCLOR 1260	11096-82-5	25.2	ND

SURROGATE RECOVERY	%
TCMX	103
DCBP	108

NOTES:

ND - NOT DETECTED AT OR ABOVE THE STATED REPORTING LIMIT
NA - NOT AVAILABLE OR APPLICABLE

APPROVED BY: ch
DATE: 6/25/2015

K PRIME, INC.
LABORATORY REPORT

SAMPLE ID: HUST-PPNG01-2.5

LAB NO: 134056

DATE SAMPLED: 06/17/2015

TIME SAMPLED: 7:50

K PRIME PROJECT: 9115

BATCH #: 060915S1

CLIENT PROJECT: B20006.00 T7

DATE EXTRACTED: 06/18/2015

DATE ANALYZED: 06/19/2015

METHOD: SEMIVOLATILE ORGANIC COMPOUNDS **SAMPLE TYPE:** SOIL

REFERENCE: EPA 3550/8270 -DRY WEIGHT **UNITS:** ug/Kg

COMPOUND NAME	CAS NO.	REPORTING LIMIT	SAMPLE CONC
ACENAPHTHENE	83-32-9	333	ND
ACENAPHTHYLENE	208-96-8	333	ND
ANTHRACENE	120-12-7	333	ND
BENZO (A) ANTHRACENE	56-55-3	333	ND
BENZO (B) FLUORANTHENE	205-99-2	333	ND
BENZO (K) FLUORANTHENE	207-08-9	333	ND
BENZO (A) PYRENE	50-32-8	333	ND
BENZO (G,H,I) PERYLENE	191-24-2	333	ND
BENZYL ALCOHOL	100-51-6	333	ND
BUTYL BENZYL PHTHALATE	85-68-7	333	ND
BIS (2-CHLOROETHYL) ETHER	111-44-4	333	ND
BIS (2-CHLOROETHOXY) METHANE	111-91-1	333	ND
BIS (2-CHLOROISOPROPYL) ETHER	108-60-1	333	ND
BIS (2-ETHYLHEXYL) PHTHALATE	117-81-7	333	ND
4-BROMOPHENYL PHENYL ETHER	101-55-3	333	ND
4-CHLOROANILINE	106-47-8	333	ND
2-CHLORONAPHTHALENE	91-58-7	333	ND
4-CHLOROPHENYL PHENYL ETHER	7005-72-3	333	ND
CHRYSENE	218-01-9	333	ND
DIBENZO (A,H) ANTHRACENE	53-70-3	333	ND
DIBENZOFURAN	132-64-9	333	ND
DI-N-BUTYLPHTHALATE	84-74-2	333	ND
1,2-DICHLOROBENZENE	95-50-1	333	ND
1,3-DICHLOROBENZENE	541-73-1	333	ND
1,4-DICHLOROBENZENE	106-46-7	333	ND
3,3'-DICHLOROBENZIDINE	91-94-1	665	ND
DIETHYLPHTHALATE	84-66-2	333	ND
DIMETHYL PHTHALATE	131-11-3	333	ND
2,4-DINITROTOLUENE	121-14-2	333	ND
2,6-DINITROTOLUENE	606-20-2	333	ND
DI-N-OCTYL PHTHALATE	117-84-0	333	ND
DIPHENYLAMINE	122-39-4	333	ND
FLUORANTHENE	206-44-0	333	ND
FLUORENE	86-73-7	333	ND
HEXACHLOROBENZENE	118-74-1	333	ND
HEXACHLOROBUTADIENE	87-68-3	333	ND
HEXACHLOROCYCLOPENTADIENE	77-47-4	333	ND
HEXACHLOROETHANE	67-72-1	333	ND
INDENO (1,2,3-CD) PYRENE	193-39-5	333	ND
ISOPHORONE	78-59-1	333	ND

K PRIME, INC.
LABORATORY REPORT

SAMPLE ID: HUST-PPNG01-2.5

LAB NO: 134056

DATE SAMPLED: 06/17/2015

TIME SAMPLED: 7:50

K PRIME PROJECT: 9115

BATCH #: 060915S1

CLIENT PROJECT: B20006.00 T7

DATE EXTRACTED: 06/18/2015

DATE ANALYZED: 06/19/2015

METHOD: SEMIVOLATILE ORGANIC COMPOUNDS
 REFERENCE: EPA 3550/8270 -DRY WEIGHT

SAMPLE TYPE: SOIL
 UNITS: ug/Kg

COMPOUND NAME	CAS NO.	REPORTING LIMIT	SAMPLE CONC
2-METHYLNAPHTHALENE	91-57-6	333	ND
NAPHTHALENE	91-20-3	333	ND
2-NITROANILINE	88-74-4	1610	ND
3-NITROANILINE	99-09-2	1610	ND
4-NITROANILINE	100-01-6	1610	ND
NITROBENZENE	98-95-3	333	ND
N-NITROSO-DI-N-PROPYLAMINE	621-64-7	333	ND
PHENANTHRENE	85-01-8	333	ND
PYRENE	129-00-0	333	ND
1,2,4-TRICHLOROBENZENE	120-82-1	333	ND
ACID EXTRACTABLES			
4-CHLORO-3-METHYLPHENOL	59-50-7	665	ND
2-CHLOROPHENOL	95-57-8	665	ND
2,4-DICHLOROPHENOL	120-83-2	665	ND
2,4-DIMETHYLPHENOL	105-67-9	665	ND
2,4-DINITROPHENOL	51-28-5	1610	ND
4,6-DINITRO-2-METHYLPHENOL	534-52-1	1610	ND
2-NITROPHENOL	88-75-5	1610	ND
4-NITROPHENOL	100-02-7	1610	ND
PENTACHLOROPHENOL	87-86-5	1610	ND
PHENOL	108-95-2	665	ND
2-METHYLPHENOL	95-48-7	665	ND
4-METHYLPHENOL	106-44-5	665	ND
2,4,5-TRICHLOROPHENOL	95-95-4	1610	ND
2,4,6-TRICHLOROPHENOL	88-06-2	1610	ND

SURROGATE RECOVERY	%
NITROBENZENE-D5	76
2-FLUOROBIPHENYL	74
P-TERPHENYL-D14	93
PHENOL-D5	31
2-FLUOROPHENOL	36
2,4,6-TRIBROMOPHENOL	78

NOTES:

ND - NOT DETECTED AT OR ABOVE THE STATED REPORTING LIMIT

NA - NOT APPLICABLE OR AVAILABLE

APPROVED BY: ch
 DATE: 6/25/2015

K PRIME, INC.
LABORATORY REPORT

SAMPLE ID: HUST-PPNG02-2.0

LAB NO: 134057

DATE SAMPLED: 06/17/2015

TIME SAMPLED: 7:52

K PRIME PROJECT: 9115

BATCH #: 060915S1

CLIENT PROJECT: B20006.00 T7

DATE EXTRACTED: 06/18/2015

DATE ANALYZED: 06/18/2015

METHOD: SEMIVOLATILE ORGANIC COMPOUNDS **SAMPLE TYPE:** SOIL

REFERENCE: EPA 3550/8270 -DRY WEIGHT

UNITS: ug/Kg

COMPOUND NAME	CAS NO.	REPORTING LIMIT	SAMPLE CONC
ACENAPHTHENE	83-32-9	1660	ND
ACENAPHTHYLENE	208-96-8	1660	ND
ANTHRACENE	120-12-7	1660	ND
BENZO (A) ANTHRACENE	56-55-3	1660	ND
BENZO (B) FLUORANTHENE	205-99-2	1660	ND
BENZO (K) FLUORANTHENE	207-08-9	1660	ND
BENZO (A) PYRENE	50-32-8	1660	ND
BENZO (G,H,I) PERYLENE	191-24-2	1660	ND
BENZYL ALCOHOL	100-51-6	1660	ND
BUTYL BENZYL PHTHALATE	85-68-7	1660	ND
BIS (2-CHLOROETHYL) ETHER	111-44-4	1660	ND
BIS (2-CHLOROETHOXY) METHANE	111-91-1	1660	ND
BIS (2-CHLOROISOPROPYL) ETHER	108-60-1	1660	ND
BIS (2-ETHYLHEXYL) PHTHALATE	117-81-7	1660	ND
4-BROMOPHENYL PHENYL ETHER	101-55-3	1660	ND
4-CHLOROANILINE	106-47-8	1660	ND
2-CHLORONAPHTHALENE	91-58-7	1660	ND
4-CHLOROPHENYL PHENYL ETHER	7005-72-3	1660	ND
CHRYSENE	218-01-9	1660	ND
DIBENZO (A,H) ANTHRACENE	53-70-3	1660	ND
DIBENZOFURAN	132-64-9	1660	ND
DI-N-BUTYLPHTHALATE	84-74-2	1660	ND
1,2-DICHLOROBENZENE	95-50-1	1660	ND
1,3-DICHLOROBENZENE	541-73-1	1660	ND
1,4-DICHLOROBENZENE	106-46-7	1660	ND
3,3'-DICHLOROBENZIDINE	91-94-1	3330	ND
DIETHYLPHTHALATE	84-66-2	1660	ND
DIMETHYL PHTHALATE	131-11-3	1660	ND
2,4-DINITROTOLUENE	121-14-2	1660	ND
2,6-DINITROTOLUENE	606-20-2	1660	ND
DI-N-OCTYL PHTHALATE	117-84-0	1660	ND
DIPHENYLAMINE	122-39-4	1660	ND
FLUORANTHENE	206-44-0	1660	ND
FLUORENE	86-73-7	1660	ND
HEXACHLOROBENZENE	118-74-1	1660	ND
HEXACHLOROBUTADIENE	87-68-3	1660	ND
HEXACHLOROCYCLOPENTADIENE	77-47-4	1660	ND
HEXACHLOROETHANE	67-72-1	1660	ND
INDENO (1,2,3-CD) PYRENE	193-39-5	1660	ND
ISOPHORONE	78-59-1	1660	ND

K PRIME, INC.
LABORATORY REPORT

SAMPLE ID: HUST-PPNG02-2.0

LAB NO: 134057

DATE SAMPLED: 06/17/2015

TIME SAMPLED: 7:52

K PRIME PROJECT: 9115

BATCH #: 060915S1

CLIENT PROJECT: B20006.00 T7

DATE EXTRACTED: 06/18/2015

DATE ANALYZED: 06/18/2015

METHOD: SEMIVOLATILE ORGANIC COMPOUNDS

SAMPLE TYPE: SOIL

REFERENCE: EPA 3550/8270 -DRY WEIGHT

UNITS: ug/Kg

COMPOUND NAME	CAS NO.	REPORTING LIMIT	SAMPLE CONC
2-METHYLNAPHTHALENE	91-57-6	1660	ND
NAPHTHALENE	91-20-3	1660	ND
2-NITROANILINE	88-74-4	8070	ND
3-NITROANILINE	99-09-2	8070	ND
4-NITROANILINE	100-01-6	8070	ND
NITROBENZENE	98-95-3	1660	ND
N-NITROSO-DI-N-PROPYLAMINE	621-64-7	1660	ND
PHENANTHRENE	85-01-8	1660	ND
PYRENE	129-00-0	1660	ND
1,2,4-TRICHLOROBENZENE	120-82-1	1660	ND
ACID EXTRACTABLES			
4-CHLORO-3-METHYLPHENOL	59-50-7	3330	ND
2-CHLOROPHENOL	95-57-8	3330	ND
2,4-DICHLOROPHENOL	120-83-2	3330	ND
2,4-DIMETHYLPHENOL	105-67-9	3330	ND
2,4-DINITROPHENOL	51-28-5	8070	ND
4,6-DINITRO-2-METHYLPHENOL	534-52-1	8070	ND
2-NITROPHENOL	88-75-5	8070	ND
4-NITROPHENOL	100-02-7	8070	ND
PENTACHLOROPHENOL	87-86-5	8070	ND
PHENOL	108-95-2	3330	ND
2-METHYLPHENOL	95-48-7	3330	ND
4-METHYLPHENOL	106-44-5	3330	ND
2,4,5-TRICHLOROPHENOL	95-95-4	8070	ND
2,4,6-TRICHLOROPHENOL	88-06-2	8070	ND

SURROGATE RECOVERY	%
NITROBENZENE-D5	69
2-FLUOROBIPHENYL	91
P-TERPHENYL-D14	92
PHENOL-D5	30
2-FLUOROPHENOL	35
2,4,6-TRIBROMOPHENOL	57

NOTES:

ND - NOT DETECTED AT OR ABOVE THE STATED REPORTING LIMIT

NA - NOT APPLICABLE OR AVAILABLE

APPROVED BY: ch
DATE: 6/25/2015

K PRIME, INC.
LABORATORY REPORT

SAMPLE ID: HUST-PPNG03-2.0

LAB NO: 134058

DATE SAMPLED: 06/17/2015

TIME SAMPLED: 7:55

K PRIME PROJECT: 9115

BATCH #: 060915S1

CLIENT PROJECT: B20006.00 T7

DATE EXTRACTED: 06/18/2015

DATE ANALYZED: 06/19/2015

METHOD: SEMIVOLATILE ORGANIC COMPOUNDS

SAMPLE TYPE: SOIL

REFERENCE: EPA 3550/8270 -DRY WEIGHT

UNITS: ug/Kg

COMPOUND NAME	CAS NO.	REPORTING LIMIT	SAMPLE CONC
ACENAPHTHENE	83-32-9	1660	ND
ACENAPHTHYLENE	208-96-8	1660	ND
ANTHRACENE	120-12-7	1660	ND
BENZO (A) ANTHRACENE	56-55-3	1660	ND
BENZO (B) FLUORANTHENE	205-99-2	1660	ND
BENZO (K) FLUORANTHENE	207-08-9	1660	ND
BENZO (A) PYRENE	50-32-8	1660	ND
BENZO (G,H,I) PERYLENE	191-24-2	1660	ND
BENZYL ALCOHOL	100-51-6	1660	ND
BUTYL BENZYL PHTHALATE	85-68-7	1660	ND
BIS (2-CHLOROETHYL) ETHER	111-44-4	1660	ND
BIS (2-CHLOROETHOXY) METHANE	111-91-1	1660	ND
BIS (2-CHLOROISOPROPYL) ETHER	108-60-1	1660	ND
BIS (2-ETHYLHEXYL) PHTHALATE	117-81-7	1660	ND
4-BROMOPHENYL PHENYL ETHER	101-55-3	1660	ND
4-CHLOROANILINE	106-47-8	1660	ND
2-CHLORONAPHTHALENE	91-58-7	1660	ND
4-CHLOROPHENYL PHENYL ETHER	7005-72-3	1660	ND
CHRYSENE	218-01-9	1660	ND
DIBENZO (A,H) ANTHRACENE	53-70-3	1660	ND
DIBENZOFURAN	132-64-9	1660	ND
DI-N-BUTYLPHTHALATE	84-74-2	1660	ND
1,2-DICHLOROBENZENE	95-50-1	1660	ND
1,3-DICHLOROBENZENE	541-73-1	1660	ND
1,4-DICHLOROBENZENE	106-46-7	1660	ND
3,3'-DICHLOROBENZIDINE	91-94-1	3330	ND
DIETHYLPHTHALATE	84-66-2	1660	ND
DIMETHYL PHTHALATE	131-11-3	1660	ND
2,4-DINITROTOLUENE	121-14-2	1660	ND
2,6-DINITROTOLUENE	606-20-2	1660	ND
DI-N-OCTYL PHTHALATE	117-84-0	1660	ND
DIPHENYLAMINE	122-39-4	1660	ND
FLUORANTHENE	206-44-0	1660	ND
FLUORENE	86-73-7	1660	ND
HEXACHLOROBENZENE	118-74-1	1660	ND
HEXACHLOROBUTADIENE	87-68-3	1660	ND
HEXACHLOROCYCLOPENTADIENE	77-47-4	1660	ND
HEXACHLOROETHANE	67-72-1	1660	ND
INDENO (1,2,3-CD) PYRENE	193-39-5	1660	ND
ISOPHORONE	78-59-1	1660	ND

K PRIME, INC.
LABORATORY REPORT

SAMPLE ID: HUST-PPNG03-2.0

LAB NO: 134058

DATE SAMPLED: 06/17/2015

TIME SAMPLED: 7:55

K PRIME PROJECT: 9115

BATCH #: 060915S1

CLIENT PROJECT: B20006.00 T7

DATE EXTRACTED: 06/18/2015

DATE ANALYZED: 06/19/2015

METHOD: SEMIVOLATILE ORGANIC COMPOUNDS

SAMPLE TYPE: SOIL

REFERENCE: EPA 3550/8270 -DRY WEIGHT

UNITS: ug/Kg

COMPOUND NAME	CAS NO.	REPORTING LIMIT	SAMPLE CONC
2-METHYLNAPHTHALENE	91-57-6	1660	ND
NAPHTHALENE	91-20-3	1660	ND
2-NITROANILINE	88-74-4	8070	ND
3-NITROANILINE	99-09-2	8070	ND
4-NITROANILINE	100-01-6	8070	ND
NITROBENZENE	98-95-3	1660	ND
N-NITROSO-DI-N-PROPYLAMINE	621-64-7	1660	ND
PHENANTHRENE	85-01-8	1660	ND
PYRENE	129-00-0	1660	ND
1,2,4-TRICHLOROBENZENE	120-82-1	1660	ND
ACID EXTRACTABLES			
4-CHLORO-3-METHYLPHENOL	59-50-7	3330	ND
2-CHLOROPHENOL	95-57-8	3330	ND
2,4-DICHLOROPHENOL	120-83-2	3330	ND
2,4-DIMETHYLPHENOL	105-67-9	3330	ND
2,4-DINITROPHENOL	51-28-5	8070	ND
4,6-DINITRO-2-METHYLPHENOL	534-52-1	8070	ND
2-NITROPHENOL	88-75-5	8070	ND
4-NITROPHENOL	100-02-7	8070	ND
PENTACHLOROPHENOL	87-86-5	8070	ND
PHENOL	108-95-2	3330	ND
2-METHYLPHENOL	95-48-7	3330	ND
4-METHYLPHENOL	106-44-5	3330	ND
2,4,5-TRICHLOROPHENOL	95-95-4	8070	ND
2,4,6-TRICHLOROPHENOL	88-06-2	8070	ND

SURROGATE RECOVERY	%
NITROBENZENE-D5	85
2-FLUOROBIPHENYL	98
P-TERPHENYL-D14	101
PHENOL-D5	34
2-FLUOROPHENOL	40
2,4,6-TRIBROMOPHENOL	113

NOTES:

ND - NOT DETECTED AT OR ABOVE THE STATED REPORTING LIMIT

NA - NOT APPLICABLE OR AVAILABLE

APPROVED BY: ch
DATE: 6/25/2015

K PRIME, INC.
LABORATORY REPORT

SAMPLE ID: HUST-PPNG04-2.5

LAB NO: 134059

DATE SAMPLED: 06/17/2015

TIME SAMPLED: 7:58

K PRIME PROJECT: 9115

BATCH #: 060915S1

CLIENT PROJECT: B20006.00 T7

DATE EXTRACTED: 06/18/2015

DATE ANALYZED: 06/19/2015

METHOD: SEMIVOLATILE ORGANIC COMPOUNDS **SAMPLE TYPE:** SOIL

REFERENCE: EPA 3550/8270 -DRY WEIGHT

UNITS: ug/Kg

COMPOUND NAME	CAS NO.	REPORTING LIMIT	SAMPLE CONC
ACENAPHTHENE	83-32-9	1660	ND
ACENAPHTHYLENE	208-96-8	1660	ND
ANTHRACENE	120-12-7	1660	ND
BENZO (A) ANTHRACENE	56-55-3	1660	ND
BENZO (B) FLUORANTHENE	205-99-2	1660	ND
BENZO (K) FLUORANTHENE	207-08-9	1660	ND
BENZO (A) PYRENE	50-32-8	1660	ND
BENZO (G,H,I) PERYLENE	191-24-2	1660	ND
BENZYL ALCOHOL	100-51-6	1660	ND
BUTYL BENZYL PHTHALATE	85-68-7	1660	ND
BIS (2-CHLOROETHYL) ETHER	111-44-4	1660	ND
BIS (2-CHLOROETHOXY) METHANE	111-91-1	1660	ND
BIS (2-CHLOROISOPROPYL) ETHER	108-60-1	1660	ND
BIS (2-ETHYLHEXYL) PHTHALATE	117-81-7	1660	ND
4-BROMOPHENYL PHENYL ETHER	101-55-3	1660	ND
4-CHLOROANILINE	106-47-8	1660	ND
2-CHLORONAPHTHALENE	91-58-7	1660	ND
4-CHLOROPHENYL PHENYL ETHER	7005-72-3	1660	ND
CHRYSENE	218-01-9	1660	ND
DIBENZO (A,H) ANTHRACENE	53-70-3	1660	ND
DIBENZOFURAN	132-64-9	1660	ND
DI-N-BUTYLPHTHALATE	84-74-2	1660	ND
1,2-DICHLOROBENZENE	95-50-1	1660	ND
1,3-DICHLOROBENZENE	541-73-1	1660	ND
1,4-DICHLOROBENZENE	106-46-7	1660	ND
3,3'-DICHLOROBENZIDINE	91-94-1	3330	ND
DIETHYLPHTHALATE	84-66-2	1660	ND
DIMETHYL PHTHALATE	131-11-3	1660	ND
2,4-DINITROTOLUENE	121-14-2	1660	ND
2,6-DINITROTOLUENE	606-20-2	1660	ND
DI-N-OCTYL PHTHALATE	117-84-0	1660	ND
DIPHENYLAMINE	122-39-4	1660	ND
FLUORANTHENE	206-44-0	1660	ND
FLUORENE	86-73-7	1660	ND
HEXACHLOROBENZENE	118-74-1	1660	ND
HEXACHLOROBUTADIENE	87-68-3	1660	ND
HEXACHLOROCYCLOPENTADIENE	77-47-4	1660	ND
HEXACHLOROETHANE	67-72-1	1660	ND
INDENO (1,2,3-CD) PYRENE	193-39-5	1660	ND
ISOPHORONE	78-59-1	1660	ND

K PRIME, INC.
LABORATORY REPORT

SAMPLE ID: HUST-PPNG04-2.5

LAB NO: 134059

DATE SAMPLED: 06/17/2015

TIME SAMPLED: 7:58

K PRIME PROJECT: 9115

BATCH #: 060915S1

CLIENT PROJECT: B20006.00 T7

DATE EXTRACTED: 06/18/2015

DATE ANALYZED: 06/19/2015

METHOD: SEMIVOLATILE ORGANIC COMPOUNDS

SAMPLE TYPE: SOIL

REFERENCE: EPA 3550/8270 -DRY WEIGHT

UNITS: ug/Kg

COMPOUND NAME	CAS NO.	REPORTING LIMIT	SAMPLE CONC
2-METHYLNAPHTHALENE	91-57-6	1660	ND
NAPHTHALENE	91-20-3	1660	ND
2-NITROANILINE	88-74-4	8070	ND
3-NITROANILINE	99-09-2	8070	ND
4-NITROANILINE	100-01-6	8070	ND
NITROBENZENE	98-95-3	1660	ND
N-NITROSO-DI-N-PROPYLAMINE	621-64-7	1660	ND
PHENANTHRENE	85-01-8	1660	ND
PYRENE	129-00-0	1660	ND
1,2,4-TRICHLOROBENZENE	120-82-1	1660	ND
ACID EXTRACTABLES			
4-CHLORO-3-METHYLPHENOL	59-50-7	3330	ND
2-CHLOROPHENOL	95-57-8	3330	ND
2,4-DICHLOROPHENOL	120-83-2	3330	ND
2,4-DIMETHYLPHENOL	105-67-9	3330	ND
2,4-DINITROPHENOL	51-28-5	8070	ND
4,6-DINITRO-2-METHYLPHENOL	534-52-1	8070	ND
2-NITROPHENOL	88-75-5	8070	ND
4-NITROPHENOL	100-02-7	8070	ND
PENTACHLOROPHENOL	87-86-5	8070	ND
PHENOL	108-95-2	3330	ND
2-METHYLPHENOL	95-48-7	3330	ND
4-METHYLPHENOL	106-44-5	3330	ND
2,4,5-TRICHLOROPHENOL	95-95-4	8070	ND
2,4,6-TRICHLOROPHENOL	88-06-2	8070	ND

SURROGATE RECOVERY	%
NITROBENZENE-D5	77
2-FLUOROBIPHENYL	88
P-TERPHENYL-D14	100
PHENOL-D5	25
2-FLUOROPHENOL	34
2,4,6-TRIBROMOPHENOL	68

NOTES:

ND - NOT DETECTED AT OR ABOVE THE STATED REPORTING LIMIT

NA - NOT APPLICABLE OR AVAILABLE

APPROVED BY: *ch*
DATE: 6/25/2015

K PRIME, INC.
LABORATORY REPORT

SAMPLE ID: HUST-SW01-7.0

LAB NO: 134060

DATE SAMPLED: 06/17/2015

TIME SAMPLED: 15:54

K PRIME PROJECT: 9115

BATCH #: 060915S1

CLIENT PROJECT: B20006.00 T7

DATE EXTRACTED: 06/18/2015

DATE ANALYZED: 06/19/2015

METHOD: SEMIVOLATILE ORGANIC COMPOUNDS **SAMPLE TYPE:** SOIL

REFERENCE: EPA 3550/8270 -DRY WEIGHT **UNITS:** ug/Kg

COMPOUND NAME	CAS NO.	REPORTING LIMIT	SAMPLE CONC
ACENAPHTHENE	83-32-9	333	ND
ACENAPHTHYLENE	208-96-8	333	ND
ANTHRACENE	120-12-7	333	ND
BENZO (A) ANTHRACENE	56-55-3	333	ND
BENZO (B) FLUORANTHENE	205-99-2	333	ND
BENZO (K) FLUORANTHENE	207-08-9	333	ND
BENZO (A) PYRENE	50-32-8	333	ND
BENZO (G,H,I) PERYLENE	191-24-2	333	ND
BENZYL ALCOHOL	100-51-6	333	ND
BUTYL BENZYL PHTHALATE	85-68-7	333	ND
BIS (2-CHLOROETHYL) ETHER	111-44-4	333	ND
BIS (2-CHLOROETHOXY) METHANE	111-91-1	333	ND
BIS (2-CHLOROISOPROPYL) ETHER	108-60-1	333	ND
BIS (2-ETHYLHEXYL) PHTHALATE	117-81-7	333	ND
4-BROMOPHENYL PHENYL ETHER	101-55-3	333	ND
4-CHLOROANILINE	106-47-8	333	ND
2-CHLORONAPHTHALENE	91-58-7	333	ND
4-CHLOROPHENYL PHENYL ETHER	7005-72-3	333	ND
CHRYSENE	218-01-9	333	ND
DIBENZO (A,H) ANTHRACENE	53-70-3	333	ND
DIBENZOFURAN	132-64-9	333	ND
DI-N-BUTYLPHTHALATE	84-74-2	333	ND
1,2-DICHLOROBENZENE	95-50-1	333	ND
1,3-DICHLOROBENZENE	541-73-1	333	ND
1,4-DICHLOROBENZENE	106-46-7	333	ND
3,3'-DICHLOROBENZIDINE	91-94-1	666	ND
DIETHYLPHTHALATE	84-66-2	333	ND
DIMETHYL PHTHALATE	131-11-3	333	ND
2,4-DINITROTOLUENE	121-14-2	333	ND
2,6-DINITROTOLUENE	606-20-2	333	ND
DI-N-OCTYL PHTHALATE	117-84-0	333	ND
DIPHENYLAMINE	122-39-4	333	ND
FLUORANTHENE	206-44-0	333	ND
FLUORENE	86-73-7	333	ND
HEXACHLOROBENZENE	118-74-1	333	ND
HEXACHLOROBUTADIENE	87-68-3	333	ND
HEXACHLOROCYCLOPENTADIENE	77-47-4	333	ND
HEXACHLOROETHANE	67-72-1	333	ND
INDENO (1,2,3-CD) PYRENE	193-39-5	333	ND
ISOPHORONE	78-59-1	333	ND

K PRIME, INC.
LABORATORY REPORT

SAMPLE ID: HUST-SW02-7.0

LAB NO: 134061

DATE SAMPLED: 06/17/2015

TIME SAMPLED: 16:40

K PRIME PROJECT: 9115

BATCH #: 060915S1

CLIENT PROJECT: B20006.00 T7

DATE EXTRACTED: 06/18/2015

DATE ANALYZED: 06/19/2015

METHOD: SEMIVOLATILE ORGANIC COMPOUNDS

SAMPLE TYPE: SOIL

REFERENCE: EPA 3550/8270 -DRY WEIGHT

UNITS: ug/Kg

COMPOUND NAME	CAS NO.	REPORTING LIMIT	SAMPLE CONC
ACENAPHTHENE	83-32-9	333	ND
ACENAPHTHYLENE	208-96-8	333	ND
ANTHRACENE	120-12-7	333	ND
BENZO (A) ANTHRACENE	56-55-3	333	ND
BENZO (B) FLUORANTHENE	205-99-2	333	ND
BENZO (K) FLUORANTHENE	207-08-9	333	ND
BENZO (A) PYRENE	50-32-8	333	ND
BENZO (G,H,I) PERYLENE	191-24-2	333	ND
BENZYL ALCOHOL	100-51-6	333	ND
BUTYL BENZYL PHTHALATE	85-68-7	333	ND
BIS (2-CHLOROETHYL) ETHER	111-44-4	333	ND
BIS (2-CHLOROETHOXY) METHANE	111-91-1	333	ND
BIS (2-CHLOROISOPROPYL) ETHER	108-60-1	333	ND
BIS (2-ETHYLHEXYL) PHTHALATE	117-81-7	333	ND
4-BROMOPHENYL PHENYL ETHER	101-55-3	333	ND
4-CHLOROANILINE	106-47-8	333	ND
2-CHLORONAPHTHALENE	91-58-7	333	ND
4-CHLOROPHENYL PHENYL ETHER	7005-72-3	333	ND
CHRYSENE	218-01-9	333	ND
DIBENZO (A,H) ANTHRACENE	53-70-3	333	ND
DIBENZOFURAN	132-64-9	333	ND
DI-N-BUTYLPHTHALATE	84-74-2	333	ND
1,2-DICHLOROBENZENE	95-50-1	333	ND
1,3-DICHLOROBENZENE	541-73-1	333	ND
1,4-DICHLOROBENZENE	106-46-7	333	ND
3,3'-DICHLOROBENZIDINE	91-94-1	665	ND
DIETHYLPHTHALATE	84-66-2	333	ND
DIMETHYL PHTHALATE	131-11-3	333	ND
2,4-DINITROTOLUENE	121-14-2	333	ND
2,6-DINITROTOLUENE	606-20-2	333	ND
DI-N-OCTYL PHTHALATE	117-84-0	333	ND
DIPHENYLAMINE	122-39-4	333	ND
FLUORANTHENE	206-44-0	333	ND
FLUORENE	86-73-7	333	ND
HEXACHLOROBENZENE	118-74-1	333	ND
HEXACHLOROBUTADIENE	87-68-3	333	ND
HEXACHLOROCYCLOPENTADIENE	77-47-4	333	ND
HEXACHLOROETHANE	67-72-1	333	ND
INDENO (1,2,3-CD) PYRENE	193-39-5	333	ND
ISOPHORONE	78-59-1	333	ND

K PRIME, INC.
LABORATORY REPORT

SAMPLE ID: HUST-SW02-7.0

LAB NO: 134061

DATE SAMPLED: 06/17/2015

TIME SAMPLED: 16:40

K PRIME PROJECT: 9115

BATCH #: 060915S1

CLIENT PROJECT: B20006.00 T7

DATE EXTRACTED: 06/18/2015

DATE ANALYZED: 06/19/2015

METHOD: SEMIVOLATILE ORGANIC COMPOUNDS

SAMPLE TYPE: SOIL

REFERENCE: EPA 3550/8270 -DRY WEIGHT

UNITS: ug/Kg

COMPOUND NAME	CAS NO.	REPORTING LIMIT	SAMPLE CONC
2-METHYLNAPHTHALENE	91-57-6	333	ND
NAPHTHALENE	91-20-3	333	ND
2-NITROANILINE	88-74-4	1610	ND
3-NITROANILINE	99-09-2	1610	ND
4-NITROANILINE	100-01-6	1610	ND
NITROBENZENE	98-95-3	333	ND
N-NITROSO-DI-N-PROPYLAMINE	621-64-7	333	ND
PHENANTHRENE	85-01-8	333	ND
PYRENE	129-00-0	333	ND
1,2,4-TRICHLOROBENZENE	120-82-1	333	ND
ACID EXTRACTABLES			
4-CHLORO-3-METHYLPHENOL	59-50-7	665	ND
2-CHLOROPHENOL	95-57-8	665	ND
2,4-DICHLOROPHENOL	120-83-2	665	ND
2,4-DIMETHYLPHENOL	105-67-9	665	ND
2,4-DINITROPHENOL	51-28-5	1610	ND
4,6-DINITRO-2-METHYLPHENOL	534-52-1	1610	ND
2-NITROPHENOL	88-75-5	1610	ND
4-NITROPHENOL	100-02-7	1610	ND
PENTACHLOROPHENOL	87-86-5	1610	ND
PHENOL	108-95-2	665	ND
2-METHYLPHENOL	95-48-7	665	ND
4-METHYLPHENOL	106-44-5	665	ND
2,4,5-TRICHLOROPHENOL	95-95-4	1610	ND
2,4,6-TRICHLOROPHENOL	88-06-2	1610	ND

SURROGATE RECOVERY	%
NITROBENZENE-D5	73
2-FLUOROBIPHENYL	79
P-TERPHENYL-D14	98
PHENOL-D5	33
2-FLUOROPHENOL	36
2,4,6-TRIBROMOPHENOL	52

NOTES:

ND - NOT DETECTED AT OR ABOVE THE STATED REPORTING LIMIT

NA - NOT APPLICABLE OR AVAILABLE

APPROVED BY: *ch*
DATE: 6/23/2015

K PRIME, INC.
LABORATORY REPORT

SAMPLE ID: HUST-SW03-7.0

LAB NO: 134062

DATE SAMPLED: 06/17/2015

TIME SAMPLED: 16:16

K PRIME PROJECT: 9115

BATCH #: 060915S1

CLIENT PROJECT: B20006.00 T7

DATE EXTRACTED: 06/18/2015

DATE ANALYZED: 06/19/2015

METHOD: SEMIVOLATILE ORGANIC COMPOUNDS SAMPLE TYPE: SOIL

REFERENCE: EPA 3550/8270 -DRY WEIGHT UNITS: ug/Kg

COMPOUND NAME	CAS NO.	REPORTING LIMIT	SAMPLE CONC
ACENAPHTHENE	83-32-9	333	ND
ACENAPHTHYLENE	208-96-8	333	ND
ANTHRACENE	120-12-7	333	ND
BENZO (A) ANTHRACENE	56-55-3	333	ND
BENZO (B) FLUORANTHENE	205-99-2	333	ND
BENZO (K) FLUORANTHENE	207-08-9	333	ND
BENZO (A) PYRENE	50-32-8	333	ND
BENZO (G,H,I) PERYLENE	191-24-2	333	ND
BENZYL ALCOHOL	100-51-6	333	ND
BUTYL BENZYL PHTHALATE	85-68-7	333	ND
BIS (2-CHLOROETHYL) ETHER	111-44-4	333	ND
BIS (2-CHLOROETHOXY) METHANE	111-91-1	333	ND
BIS (2-CHLOROISOPROPYL) ETHER	108-60-1	333	ND
BIS (2-ETHYLHEXYL) PHTHALATE	117-81-7	333	ND
4-BROMOPHENYL PHENYL ETHER	101-55-3	333	ND
4-CHLOROANILINE	106-47-8	333	ND
2-CHLORONAPHTHALENE	91-58-7	333	ND
4-CHLOROPHENYL PHENYL ETHER	7005-72-3	333	ND
CHRYSENE	218-01-9	333	ND
DIBENZO (A,H) ANTHRACENE	53-70-3	333	ND
DIBENZOFURAN	132-64-9	333	ND
DI-N-BUTYLPHTHALATE	84-74-2	333	ND
1,2-DICHLOROBENZENE	95-50-1	333	ND
1,3-DICHLOROBENZENE	541-73-1	333	ND
1,4-DICHLOROBENZENE	106-46-7	333	ND
3,3'-DICHLOROBENZIDINE	91-94-1	666	ND
DIETHYLPHTHALATE	84-66-2	333	ND
DIMETHYL PHTHALATE	131-11-3	333	ND
2,4-DINITROTOLUENE	121-14-2	333	ND
2,6-DINITROTOLUENE	606-20-2	333	ND
DI-N-OCTYL PHTHALATE	117-84-0	333	ND
DIPHENYLAMINE	122-39-4	333	ND
FLUORANTHENE	206-44-0	333	ND
FLUORENE	86-73-7	333	1390
HEXACHLOROBENZENE	118-74-1	333	ND
HEXACHLOROBUTADIENE	87-68-3	333	ND
HEXACHLOROCYCLOPENTADIENE	77-47-4	333	ND
HEXACHLOROETHANE	67-72-1	333	ND
INDENO (1,2,3-CD) PYRENE	193-39-5	333	ND
ISOPHORONE	78-59-1	333	ND

K PRIME, INC.
LABORATORY REPORT

K PRIME PROJECT: 9115
CLIENT PROJECT: B20006.00 T7

SAMPLE ID: HUST-SW03-7.0
LAB NO: 134062
DATE SAMPLED: 06/17/2015
TIME SAMPLED: 16:16
BATCH #: 060915S1
DATE EXTRACTED: 06/18/2015
DATE ANALYZED: 06/19/2015

METHOD: SEMIVOLATILE ORGANIC COMPOUNDS **SAMPLE TYPE: SOIL**
REFERENCE: EPA 3550/8270 -DRY WEIGHT **UNITS: ug/Kg**

COMPOUND NAME	CAS NO.	REPORTING LIMIT	SAMPLE CONC
2-METHYLNAPHTHALENE	91-57-6	333	8280
NAPHTHALENE	91-20-3	333	2150
2-NITROANILINE	88-74-4	1610	ND
3-NITROANILINE	99-09-2	1610	ND
4-NITROANILINE	100-01-6	1610	ND
NITROBENZENE	98-95-3	333	ND
N-NITROSO-DI-N-PROPYLAMINE	621-64-7	333	ND
PHENANTHRENE	85-01-8	333	2070
PYRENE	129-00-0	333	ND
1,2,4-TRICHLOROBENZENE	120-82-1	333	ND
ACID EXTRACTABLES			
4-CHLORO-3-METHYLPHENOL	59-50-7	666	ND
2-CHLOROPHENOL	95-57-8	666	ND
2,4-DICHLOROPHENOL	120-83-2	666	ND
2,4-DIMETHYLPHENOL	105-67-9	666	ND
2,4-DINITROPHENOL	51-28-5	1610	ND
4,6-DINITRO-2-METHYLPHENOL	534-52-1	1610	ND
2-NITROPHENOL	88-75-5	1610	ND
4-NITROPHENOL	100-02-7	1610	ND
PENTACHLOROPHENOL	87-86-5	1610	ND
PHENOL	108-95-2	666	ND
2-METHYLPHENOL	95-48-7	666	ND
4-METHYLPHENOL	106-44-5	666	ND
2,4,5-TRICHLOROPHENOL	95-95-4	1610	ND
2,4,6-TRICHLOROPHENOL	88-06-2	1610	ND

SURROGATE RECOVERY	%
NITROBENZENE-D5	72
2-FLUOROBIPHENYL	114
P-TERPHENYL-D14	100
PHENOL-D5	29
2-FLUOROPHENOL	37
2,4,6-TRIBROMOPHENOL	65

NOTES:

ND - NOT DETECTED AT OR ABOVE THE STATED REPORTING LIMIT
 NA - NOT APPLICABLE OR AVAILABLE

APPROVED BY: ch
 DATE: 6/25/2015

K PRIME, INC.
LABORATORY REPORT

SAMPLE ID: HUST-SW04-7.0

LAB NO: 134063

DATE SAMPLED: 06/17/2015

TIME SAMPLED: 15:58

K PRIME PROJECT: 9115

BATCH #: 060915S1

CLIENT PROJECT: B20006.00 T7

DATE EXTRACTED: 06/18/2015

DATE ANALYZED: 06/19/2015

METHOD: SEMIVOLATILE ORGANIC COMPOUNDS SAMPLE TYPE: SOIL

REFERENCE: EPA 3550/8270 -DRY WEIGHT

UNITS: ug/Kg

COMPOUND NAME	CAS NO.	REPORTING LIMIT	SAMPLE CONC
ACENAPHTHENE	83-32-9	333	ND
ACENAPHTHYLENE	208-96-8	333	ND
ANTHRACENE	120-12-7	333	2040
BENZO (A) ANTHRACENE	56-55-3	333	ND
BENZO (B) FLUORANTHENE	205-99-2	333	ND
BENZO (K) FLUORANTHENE	207-08-9	333	ND
BENZO (A) PYRENE	50-32-8	333	ND
BENZO (G,H,I) PERYLENE	191-24-2	333	ND
BENZYL ALCOHOL	100-51-6	333	ND
BUTYL BENZYL PHTHALATE	85-68-7	333	ND
BIS (2-CHLOROETHYL) ETHER	111-44-4	333	ND
BIS (2-CHLOROETHOXY) METHANE	111-91-1	333	ND
BIS (2-CHLOROISOPROPYL) ETHER	108-60-1	333	ND
BIS (2-ETHYLHEXYL) PHTHALATE	117-81-7	333	ND
4-BROMOPHENYL PHENYL ETHER	101-55-3	333	ND
4-CHLOROANILINE	106-47-8	333	ND
2-CHLORONAPHTHALENE	91-58-7	333	ND
4-CHLOROPHENYL PHENYL ETHER	7005-72-3	333	ND
CHRYSENE	218-01-9	333	ND
DIBENZO (A,H) ANTHRACENE	53-70-3	333	ND
DIBENZOFURAN	132-64-9	333	ND
DI-N-BUTYLPHTHALATE	84-74-2	333	ND
1,2-DICHLOROBENZENE	95-50-1	333	ND
1,3-DICHLOROBENZENE	541-73-1	333	ND
1,4-DICHLOROBENZENE	106-46-7	333	ND
3,3'-DICHLOROBENZIDINE	91-94-1	666	ND
DIETHYLPHTHALATE	84-66-2	333	ND
DIMETHYL PHTHALATE	131-11-3	333	ND
2,4-DINITROTOLUENE	121-14-2	333	ND
2,6-DINITROTOLUENE	606-20-2	333	ND
DI-N-OCTYL PHTHALATE	117-84-0	333	ND
DIPHENYLAMINE	122-39-4	333	ND
FLUORANTHENE	206-44-0	333	ND
FLUORENE	86-73-7	333	1350
HEXACHLOROBENZENE	118-74-1	333	ND
HEXACHLOROBUTADIENE	87-68-3	333	ND
HEXACHLOROCYCLOPENTADIENE	77-47-4	333	ND
HEXACHLOROETHANE	67-72-1	333	ND
INDENO (1,2,3-CD) PYRENE	193-39-5	333	ND
ISOPHORONE	78-59-1	333	ND

K PRIME, INC.
LABORATORY REPORT

K PRIME PROJECT: 9115
CLIENT PROJECT: B20006.00 T7

SAMPLE ID: HUST-SW04-7.0

LAB NO: 134063

DATE SAMPLED: 06/17/2015

TIME SAMPLED: 15:58

BATCH #: 060915S1

DATE EXTRACTED: 06/18/2015

DATE ANALYZED: 06/19/2015

METHOD: SEMIVOLATILE ORGANIC COMPOUNDS

SAMPLE TYPE: SOIL

REFERENCE: EPA 3550/8270 -DRY WEIGHT

UNITS: ug/Kg

COMPOUND NAME	CAS NO.	REPORTING LIMIT	SAMPLE CONC
2-METHYLNAPHTHALENE	91-57-6	333	ND
NAPHTHALENE	91-20-3	333	ND
2-NITROANILINE	88-74-4	1610	ND
3-NITROANILINE	99-09-2	1610	ND
4-NITROANILINE	100-01-6	1610	ND
NITROBENZENE	98-95-3	333	ND
N-NITROSO-DI-N-PROPYLAMINE	621-64-7	333	ND
PHENANTHRENE	85-01-8	333	1240
PYRENE	129-00-0	333	ND
1,2,4-TRICHLOROBENZENE	120-82-1	333	ND
ACID EXTRACTABLES			
4-CHLORO-3-METHYLPHENOL	59-50-7	666	ND
2-CHLOROPHENOL	95-57-8	666	ND
2,4-DICHLOROPHENOL	120-83-2	666	ND
2,4-DIMETHYLPHENOL	105-67-9	666	ND
2,4-DINITROPHENOL	51-28-5	1610	ND
4,6-DINITRO-2-METHYLPHENOL	534-52-1	1610	ND
2-NITROPHENOL	88-75-5	1610	ND
4-NITROPHENOL	100-02-7	1610	ND
PENTACHLOROPHENOL	87-86-5	1610	ND
PHENOL	108-95-2	666	ND
2-METHYLPHENOL	95-48-7	666	ND
4-METHYLPHENOL	106-44-5	666	ND
2,4,5-TRICHLOROPHENOL	95-95-4	1610	ND
2,4,6-TRICHLOROPHENOL	88-06-2	1610	ND

SURROGATE RECOVERY	%
NITROBENZENE-D5	79
2-FLUOROBIPHENYL	75
P-TERPHENYL-D14	89
PHENOL-D5	34
2-FLUOROPHENOL	37
2,4,6-TRIBROMOPHENOL	52

NOTES:

ND - NOT DETECTED AT OR ABOVE THE STATED REPORTING LIMIT

NA - NOT APPLICABLE OR AVAILABLE

APPROVED BY: ch
DATE: 6/25/2015

K PRIME, INC.
LABORATORY REPORT

SAMPLE ID: HUST-F01-9.5

LAB NO: 134064

DATE SAMPLED: 06/17/2015

TIME SAMPLED: 15:30

K PRIME PROJECT: 9115

BATCH #: 060915S1

CLIENT PROJECT: B20006.00 T7

DATE EXTRACTED: 06/18/2015

DATE ANALYZED: 06/19/2015

METHOD: SEMIVOLATILE ORGANIC COMPOUNDS
REFERENCE: EPA 3550/8270 -DRY WEIGHT

SAMPLE TYPE: SOIL
UNITS: ug/Kg

COMPOUND NAME	CAS NO.	REPORTING LIMIT	SAMPLE CONC
ACENAPHTHENE	83-32-9	333	ND
ACENAPHTHYLENE	208-96-8	333	ND
ANTHRACENE	120-12-7	333	ND
BENZO (A) ANTHRACENE	56-55-3	333	ND
BENZO (B) FLUORANTHENE	205-99-2	333	ND
BENZO (K) FLUORANTHENE	207-08-9	333	ND
BENZO (A) PYRENE	50-32-8	333	ND
BENZO (G,H,I) PERYLENE	191-24-2	333	ND
BENZYL ALCOHOL	100-51-6	333	ND
BUTYL BENZYL PHTHALATE	85-68-7	333	ND
BIS (2-CHLOROETHYL) ETHER	111-44-4	333	ND
BIS (2-CHLOROETHOXY) METHANE	111-91-1	333	ND
BIS (2-CHLOROISOPROPYL) ETHER	108-60-1	333	ND
BIS (2-ETHYLHEXYL) PHTHALATE	117-81-7	333	ND
4-BROMOPHENYL PHENYL ETHER	101-55-3	333	ND
4-CHLOROANILINE	106-47-8	333	ND
2-CHLORONAPHTHALENE	91-58-7	333	ND
4-CHLOROPHENYL PHENYL ETHER	7005-72-3	333	ND
CHRYSENE	218-01-9	333	ND
DIBENZO (A,H) ANTHRACENE	53-70-3	333	ND
DIBENZOFURAN	132-64-9	333	ND
DI-N-BUTYLPHTHALATE	84-74-2	333	ND
1,2-DICHLOROBENZENE	95-50-1	333	ND
1,3-DICHLOROBENZENE	541-73-1	333	ND
1,4-DICHLOROBENZENE	106-46-7	333	ND
3,3'-DICHLOROBENZIDINE	91-94-1	666	ND
DIETHYLPHTHALATE	84-66-2	333	ND
DIMETHYL PHTHALATE	131-11-3	333	ND
2,4-DINITROTOLUENE	121-14-2	333	ND
2,6-DINITROTOLUENE	606-20-2	333	ND
DI-N-OCTYL PHTHALATE	117-84-0	333	ND
DIPHENYLAMINE	122-39-4	333	ND
FLUORANTHENE	206-44-0	333	ND
FLUORENE	86-73-7	333	ND
HEXACHLOROBENZENE	118-74-1	333	ND
HEXACHLOROBUTADIENE	87-68-3	333	ND
HEXACHLOROCYCLOPENTADIENE	77-47-4	333	ND
HEXACHLOROETHANE	67-72-1	333	ND
INDENO (1,2,3-CD) PYRENE	193-39-5	333	ND
ISOPHORONE	78-59-1	333	ND

K PRIME, INC.
LABORATORY REPORT

SAMPLE ID: HUST-F01-9.5

LAB NO: 134064

DATE SAMPLED: 06/17/2015

TIME SAMPLED: 15:30

K PRIME PROJECT: 9115

BATCH #: 060915S1

CLIENT PROJECT: B20006.00 T7

DATE EXTRACTED: 06/18/2015

DATE ANALYZED: 06/19/2015

METHOD: SEMIVOLATILE ORGANIC COMPOUNDS
 REFERENCE: EPA 3550/8270 -DRY WEIGHT

SAMPLE TYPE: SOIL
 UNITS: ug/Kg

COMPOUND NAME	CAS NO.	REPORTING LIMIT	SAMPLE CONC
2-METHYLNAPHTHALENE	91-57-6	333	ND
NAPHTHALENE	91-20-3	333	ND
2-NITROANILINE	88-74-4	1610	ND
3-NITROANILINE	99-09-2	1610	ND
4-NITROANILINE	100-01-6	1610	ND
NITROBENZENE	98-95-3	333	ND
N-NITROSO-DI-N-PROPYLAMINE	621-64-7	333	ND
PHENANTHRENE	85-01-8	333	ND
PYRENE	129-00-0	333	ND
1,2,4-TRICHLOROBENZENE	120-82-1	333	ND
ACID EXTRACTABLES			
4-CHLORO-3-METHYLPHENOL	59-50-7	666	ND
2-CHLOROPHENOL	95-57-8	666	ND
2,4-DICHLOROPHENOL	120-83-2	666	ND
2,4-DIMETHYLPHENOL	105-67-9	666	ND
2,4-DINITROPHENOL	51-28-5	1610	ND
4,6-DINITRO-2-METHYLPHENOL	534-52-1	1610	ND
2-NITROPHENOL	88-75-5	1610	ND
4-NITROPHENOL	100-02-7	1610	ND
PENTACHLOROPHENOL	87-86-5	1610	ND
PHENOL	108-95-2	666	ND
2-METHYLPHENOL	95-48-7	666	ND
4-METHYLPHENOL	106-44-5	666	ND
2,4,5-TRICHLOROPHENOL	95-95-4	1610	ND
2,4,6-TRICHLOROPHENOL	88-06-2	1610	ND

SURROGATE RECOVERY	%
NITROBENZENE-D5	74
2-FLUOROBIPHENYL	90
P-TERPHENYL-D14	101
PHENOL-D5	34
2-FLUOROPHENOL	36
2,4,6-TRIBROMOPHENOL	38

NOTES:

ND - NOT DETECTED AT OR ABOVE THE STATED REPORTING LIMIT

NA - NOT APPLICABLE OR AVAILABLE

APPROVED BY: ch
 DATE: 6/25/2015

K PRIME, INC.
LABORATORY REPORT

SAMPLE ID: HUST-F02-9.5

LAB NO: 134065

DATE SAMPLED: 06/17/2015

TIME SAMPLED: 15:15

K PRIME PROJECT: 9115

BATCH #: 060915S1

CLIENT PROJECT: B20006.00 T7

DATE EXTRACTED: 06/18/2015

DATE ANALYZED: 06/19/2015

METHOD: SEMIVOLATILE ORGANIC COMPOUNDS

SAMPLE TYPE: SOIL

REFERENCE: EPA 3550/8270 -DRY WEIGHT

UNITS: ug/Kg

COMPOUND NAME	CAS NO.	REPORTING LIMIT	SAMPLE CONC
ACENAPHTHENE	83-32-9	333	ND
ACENAPHTHYLENE	208-96-8	333	ND
ANTHRACENE	120-12-7	333	ND
BENZO (A) ANTHRACENE	56-55-3	333	ND
BENZO (B) FLUORANTHENE	205-99-2	333	ND
BENZO (K) FLUORANTHENE	207-08-9	333	ND
BENZO (A) PYRENE	50-32-8	333	ND
BENZO (G,H,I) PERYLENE	191-24-2	333	ND
BENZYL ALCOHOL	100-51-6	333	ND
BUTYL BENZYL PHTHALATE	85-68-7	333	ND
BIS (2-CHLOROETHYL) ETHER	111-44-4	333	ND
BIS (2-CHLOROETHOXY) METHANE	111-91-1	333	ND
BIS (2-CHLOROISOPROPYL) ETHER	108-60-1	333	ND
BIS (2-ETHYLHEXYL) PHTHALATE	117-81-7	333	ND
4-BROMOPHENYL PHENYL ETHER	101-55-3	333	ND
4-CHLOROANILINE	106-47-8	333	ND
2-CHLORONAPHTHALENE	91-58-7	333	ND
4-CHLOROPHENYL PHENYL ETHER	7005-72-3	333	ND
CHRYSENE	218-01-9	333	ND
DIBENZO (A,H) ANTHRACENE	53-70-3	333	ND
DIBENZOFURAN	132-64-9	333	ND
DI-N-BUTYLPHTHALATE	84-74-2	333	ND
1,2-DICHLOROBENZENE	95-50-1	333	ND
1,3-DICHLOROBENZENE	541-73-1	333	ND
1,4-DICHLOROBENZENE	106-46-7	333	ND
3,3'-DICHLOROBENZIDINE	91-94-1	666	ND
DIETHYLPHTHALATE	84-66-2	333	ND
DIMETHYL PHTHALATE	131-11-3	333	ND
2,4-DINITROTOLUENE	121-14-2	333	ND
2,6-DINITROTOLUENE	606-20-2	333	ND
DI-N-OCTYL PHTHALATE	117-84-0	333	ND
DIPHENYLAMINE	122-39-4	333	ND
FLUORANTHENE	206-44-0	333	ND
FLUORENE	86-73-7	333	ND
HEXACHLOROBENZENE	118-74-1	333	ND
HEXACHLOROBUTADIENE	87-68-3	333	ND
HEXACHLOROCYCLOPENTADIENE	77-47-4	333	ND
HEXACHLOROETHANE	67-72-1	333	ND
INDENO (1,2,3-CD) PYRENE	193-39-5	333	ND
ISOPHORONE	78-59-1	333	ND

K PRIME, INC.
LABORATORY REPORT

K PRIME PROJECT: 9115
CLIENT PROJECT: B20006.00 T7

METHOD: TOTAL METALS BY ICP/MS
REFERENCE: EPA 3050B/6020A

SAMPLE ID: HUST-PPNG01-2.5
LAB NO: 134056
DATE SAMPLED: 06/17/2015
TIME SAMPLED: 7:50
BATCH ID: 061815S1

SAMPLE TYPE: SOIL
UNITS: mg/Kg dry weight

ELEMENT NAME		DATE ANALYZED	REPORTING LIMIT	SAMPLE CONC
CADMIUM	Cd	06/19/2015	3.14	ND
CHROMIUM	Cr	06/19/2015	3.14	27.8
LEAD	Pb	06/19/2015	3.14	10.1
NICKEL	Ni	06/19/2015	3.14	35.6
ZINC	Zn	06/19/2015	3.14	43.3

NOTES:

ND - NOT DETECTED AT OR ABOVE THE STATED REPORTING LIMIT
NA - NOT AVAILABLE OR APPLICABLE

APPROVED BY: *ch*
DATE: 06/25/2015

K PRIME, INC.
LABORATORY REPORT

K PRIME PROJECT: 9115
CLIENT PROJECT: B20006.00 T7

METHOD: TOTAL METALS BY ICP/MS
REFERENCE: EPA 3050B/6020A

SAMPLE ID: HUST-PPNG02-2.0
LAB NO: 134057
DATE SAMPLED: 06/17/2015
TIME SAMPLED: 7:52
BATCH ID: 061815S1

SAMPLE TYPE: SOIL
UNITS: mg/Kg dry weight

ELEMENT NAME		DATE ANALYZED	REPORTING LIMIT	SAMPLE CONC
CADMIUM	Cd	06/19/2015	2.92	3.16
CHROMIUM	Cr	06/19/2015	2.92	31.1
LEAD	Pb	06/19/2015	2.92	46.1
NICKEL	Ni	06/19/2015	2.92	47.6
ZINC	Zn	06/19/2015	2.92	971

NOTES:

ND - NOT DETECTED AT OR ABOVE THE STATED REPORTING LIMIT
NA - NOT AVAILABLE OR APPLICABLE

APPROVED BY: *ch*
DATE: 06/25/2015

K PRIME, INC.
LABORATORY REPORT

K PRIME PROJECT: 9115
CLIENT PROJECT: B20006.00 T7

METHOD: TOTAL METALS BY ICP/MS
REFERENCE: EPA 3050B/6020A

SAMPLE ID: HUST-PPNG03-2.0
LAB NO: 134058
DATE SAMPLED: 06/17/2015
TIME SAMPLED: 7:55
BATCH ID: 061815S1

SAMPLE TYPE: SOIL
UNITS: mg/Kg dry weight

ELEMENT NAME		DATE ANALYZED	REPORTING LIMIT	SAMPLE CONC
CADMIUM	Cd	06/19/2015	2.92	ND
CHROMIUM	Cr	06/19/2015	2.92	37.8
LEAD	Pb	06/19/2015	2.92	37.2
NICKEL	Ni	06/19/2015	2.92	53.4
ZINC	Zn	06/19/2015	2.92	134

NOTES:

ND - NOT DETECTED AT OR ABOVE THE STATED REPORTING LIMIT
NA - NOT AVAILABLE OR APPLICABLE

APPROVED BY: *ck*
DATE: 6/25/2015

K PRIME, INC.
LABORATORY REPORT

K PRIME PROJECT: 9115
CLIENT PROJECT: B20006.00 T7

METHOD: TOTAL METALS BY ICP/MS
REFERENCE: EPA 3050B/6020A

SAMPLE ID: HUST-PPNG04-2.5
LAB NO: 134059
DATE SAMPLED: 06/17/2015
TIME SAMPLED: 7:58
BATCH ID: 061815S1

SAMPLE TYPE: SOIL
UNITS: mg/Kg dry weight

ELEMENT NAME		DATE ANALYZED	REPORTING LIMIT	SAMPLE CONC
CADMIUM	Cd	06/19/2015	2.85	6.82
CHROMIUM	Cr	06/19/2015	2.85	29.1
LEAD	Pb	06/19/2015	2.85	121
NICKEL	Ni	06/19/2015	2.85	190
ZINC	Zn	06/19/2015	2.85	2620

NOTES:

ND - NOT DETECTED AT OR ABOVE THE STATED REPORTING LIMIT
NA - NOT AVAILABLE OR APPLICABLE

APPROVED BY: *ch*
DATE: 6/25/2015

K PRIME, INC.
LABORATORY REPORT

K PRIME PROJECT: 9115
CLIENT PROJECT: B20006.00 T7

METHOD: TOTAL METALS BY ICP/MS
REFERENCE: EPA 3050B/6020A

SAMPLE ID: HUST-SW01-7.0
LAB NO: 134060
DATE SAMPLED: 06/17/2015
TIME SAMPLED: 15:54
BATCH ID: 061815S1

SAMPLE TYPE: SOIL
UNITS: mg/Kg dry weight

ELEMENT NAME		DATE ANALYZED	REPORTING LIMIT	SAMPLE CONC
CADMIUM	Cd	06/19/2015	2.94	ND
CHROMIUM	Cr	06/19/2015	2.94	32.0
LEAD	Pb	06/19/2015	2.94	6.13
NICKEL	Ni	06/19/2015	2.94	34.5
ZINC	Zn	06/19/2015	2.94	35.4

NOTES:

ND - NOT DETECTED AT OR ABOVE THE STATED REPORTING LIMIT
NA - NOT AVAILABLE OR APPLICABLE

APPROVED BY: ch
DATE: 6/25/2015

K PRIME, INC.
LABORATORY REPORT

K PRIME PROJECT: 9115
CLIENT PROJECT: B20006.00 T7

METHOD: TOTAL METALS BY ICP/MS
REFERENCE: EPA 3050B/6020A

SAMPLE ID: HUST-SW02-7.0
LAB NO: 134061
DATE SAMPLED: 06/17/2015
TIME SAMPLED: 16:40
BATCH ID: 061815S1

SAMPLE TYPE: SOIL
UNITS: mg/Kg dry weight

ELEMENT NAME		DATE ANALYZED	REPORTING LIMIT	SAMPLE CONC
CADMIUM	Cd	06/19/2015	3.13	7.97
CHROMIUM	Cr	06/19/2015	3.13	36.0
LEAD	Pb	06/19/2015	3.13	15.8
NICKEL	Ni	06/19/2015	3.13	38.5
ZINC	Zn	06/19/2015	3.13	84.2

NOTES:

ND - NOT DETECTED AT OR ABOVE THE STATED REPORTING LIMIT
NA - NOT AVAILABLE OR APPLICABLE

APPROVED BY: ch
DATE: 6/25/2015

K PRIME, INC.
LABORATORY REPORT

K PRIME PROJECT: 9115
CLIENT PROJECT: B20006.00 T7

METHOD: TOTAL METALS BY ICP/MS
REFERENCE: EPA 3050B/6020A

SAMPLE ID: HUST-SW03-7.0
LAB NO: 134062
DATE SAMPLED: 06/17/2015
TIME SAMPLED: 16:16
BATCH ID: 061815S1

SAMPLE TYPE: SOIL
UNITS: mg/Kg dry weight

ELEMENT NAME		DATE ANALYZED	REPORTING LIMIT	SAMPLE CONC
CADMIUM	Cd	06/19/2015	2.71	ND
CHROMIUM	Cr	06/19/2015	2.71	32.2
LEAD	Pb	06/19/2015	2.71	26.1
NICKEL	Ni	06/19/2015	2.71	37.7
ZINC	Zn	06/19/2015	2.71	53.1

NOTES:

ND - NOT DETECTED AT OR ABOVE THE STATED REPORTING LIMIT
NA - NOT AVAILABLE OR APPLICABLE

APPROVED BY: ch
DATE: 6/25/2015

K PRIME, INC.
LABORATORY REPORT

K PRIME PROJECT: 9115
CLIENT PROJECT: B20006.00 T7

METHOD: TOTAL METALS BY ICP/MS
REFERENCE: EPA 3050B/6020A

SAMPLE ID: HUST-SW04-7.0
LAB NO: 134063
DATE SAMPLED: 06/17/2015
TIME SAMPLED: 15:58
BATCH ID: 061815S1

SAMPLE TYPE: SOIL
UNITS: mg/Kg dry weight

ELEMENT NAME		DATE ANALYZED	REPORTING LIMIT	SAMPLE CONC
CADMIUM	Cd	06/19/2015	2.92	ND
CHROMIUM	Cr	06/19/2015	2.92	31.3
LEAD	Pb	06/19/2015	2.92	5.37
NICKEL	Ni	06/19/2015	2.92	25.7
ZINC	Zn	06/19/2015	2.92	31.2

NOTES:

ND - NOT DETECTED AT OR ABOVE THE STATED REPORTING LIMIT
NA - NOT AVAILABLE OR APPLICABLE

APPROVED BY: *ch*
DATE: 06/25/2015

K PRIME, INC.
LABORATORY REPORT

K PRIME PROJECT: 9115
CLIENT PROJECT: B20006.00 T7

METHOD: TOTAL METALS BY ICP/MS
REFERENCE: EPA 3050B/6020A

SAMPLE ID: HUST-F01-9.5
LAB NO: 134064
DATE SAMPLED: 06/17/2015
TIME SAMPLED: 15:30
BATCH ID: 061815S1

SAMPLE TYPE: SOIL
UNITS: mg/Kg dry weight

ELEMENT NAME		DATE ANALYZED	REPORTING LIMIT	SAMPLE CONC
CADMIUM	Cd	06/19/2015	3.01	ND
CHROMIUM	Cr	06/19/2015	3.01	42.7
LEAD	Pb	06/19/2015	3.01	7.39
NICKEL	Ni	06/19/2015	3.01	58.1
ZINC	Zn	06/19/2015	3.01	66.1

NOTES:

ND - NOT DETECTED AT OR ABOVE THE STATED REPORTING LIMIT
NA - NOT AVAILABLE OR APPLICABLE

APPROVED BY: ch
DATE: 6/25/2015

K PRIME, INC.
LABORATORY REPORT

K PRIME PROJECT: 9115
CLIENT PROJECT: B20006.00 T7

METHOD: TOTAL METALS BY ICP/MS
REFERENCE: EPA 3050B/6020A

SAMPLE ID: HUST-F02-9.5
LAB NO: 134065
DATE SAMPLED: 06/17/2015
TIME SAMPLED: 15:15
BATCH ID: 061815S1

SAMPLE TYPE: SOIL
UNITS: mg/Kg dry weight

ELEMENT NAME		DATE ANALYZED	REPORTING LIMIT	SAMPLE CONC
CADMIUM	Cd	06/19/2015	2.96	ND
CHROMIUM	Cr	06/19/2015	2.96	45.6
LEAD	Pb	06/19/2015	2.96	8.54
NICKEL	Ni	06/19/2015	2.96	56.1
ZINC	Zn	06/19/2015	2.96	65.3

NOTES:

ND - NOT DETECTED AT OR ABOVE THE STATED REPORTING LIMIT
NA - NOT AVAILABLE OR APPLICABLE

APPROVED BY: ch
DATE: 6/25/2015

K PRIME, INC.
LABORATORY REPORT

METHOD: PERCENT MOISTURE
REFERENCE: ASTM D 2216-05

K PRIME PROJECT: 9115
CLIENT PROJECT: B20006.00 T7

SAMPLE TYPE: SOIL
UNITS: %

SAMPLE ID	LAB ID #	DATE SAMPLED	TIME SAMPLED	BATCH ID	DATE ANALYZED	MRL	SAMPLE CONC
HUST-PPNG01-2.5	134056	6/17/2015	7:50	061815S1	6/19/2015	0.100	20.3
HUST-PPNG02-2.0	134057	6/17/2015	7:52	061815S1	6/19/2015	0.100	14.5
HUST-PPNG03-2.0	134058	6/17/2015	7:55	061815S1	6/19/2015	0.100	15.0
HUST-PPNG04-2.5	134059	6/17/2015	7:58	061815S1	6/19/2015	0.100	12.4
HUST-SW01-7.0	134060	6/17/2015	15:54	061815S1	6/19/2015	0.100	15.1
HUST-SW02-7.0	134061	6/17/2015	16:40	061815S1	6/19/2015	0.100	20.2
HUST-SW03-7.0	134062	6/17/2015	16:16	061815S1	6/19/2015	0.100	7.61
HUST-SW04-7.0	134063	6/17/2015	15:58	061815S1	6/19/2015	0.100	14.4
HUST-F01-9.5	134064	6/17/2015	15:30	061815S1	6/19/2015	0.100	16.9
HUST-F02-9.5	134065	6/17/2015	15:15	061815S1	6/19/2015	0.100	15.4

NOTES:

ND - NOT DETECTED AT OR ABOVE THE STATED REPORTING LIMIT

NA - NOT AVAILABLE OR APPLICABLE

MRL - METHOD REPORTING LIMIT

APPROVED BY: *ck*

DATE: 6/25/2015

K PRIME, INC.
LABORATORY QUALITY CONTROL REPORT

METHOD: GRO-GASOLINE RANGE ORGANICS
 REFERENCE: EPA 8015B

METHOD BLANK ID: B061015S1
 SAMPLE TYPE: SOIL

BATCH #: 061015S1
 DATE EXTRACTED: 06/10/2015
 DATE ANALYZED: 06/10/2015

UNITS: mg/kg

COMPOUND NAME	REPORTING LIMIT	SAMPLE CONC
TPH-G	1.00	ND

NOTES:

ND - NOT DETECTED AT OR ABOVE THE STATED REPORTING LIMIT
 NA - NOT AVAILABLE OR APPLICABLE

SAMPLE ID: L061015S1
 DUPLICATE ID: D061015S1
 BATCH #: 061015S1
 SAMPLE TYPE: SOIL
 UNITS: mg/kg
 DATE EXTRACTED: 06/10/2015
 DATE ANALYZED: 06/10/2015

ACCURACY (MATRIX SPIKE)

PARAMETER	SPIKE ADDED	SAMPLE RESULT	SPIKE RESULT	RECOVERY (%)	LIMITS (%)
TPH-G	5.00	ND	5.09	102	60-140

PRECISION (SPIKE DUPLICATE)

COMPOUND NAME	REPORTING LIMIT	SPIKE RESULT	DUPLICATE RESULT	RPD (%)	LIMITS (%)
TPH-G	1.00	5.09	4.92	3.2	±20

NOTES:

ND - NOT DETECTED AT OR ABOVE THE STATED REPORTING LIMIT
 NA - NOT AVAILABLE OR APPLICABLE

K PRIME, INC.

LABORATORY METHOD BLANK REPORT

METHOD BLANK ID: B062215S1

BATCH #: 062215S1

DATE ANALYZED: 06/22/2015

METHOD: VOLATILE ORGANIC COMPOUNDS

SAMPLE TYPE: SOIL

REFERENCE: EPA 5035/8260

UNITS: µg/Kg

COMPOUND NAME	CAS NO.	REPORTING LIMIT	SAMPLE CONC
DICHLORODIFLUOROMETHANE	75-71-8	1.50	ND
CHLOROMETHANE	74-87-3	1.50	ND
VINYL CHLORIDE	75-01-4	1.50	ND
BROMOMETHANE	74-83-9	1.50	ND
CHLOROETHANE	75-00-3	1.50	ND
TRICHLOROFLUOROMETHANE	75-69-4	1.50	ND
1,1-DICHLOROETHENE	75-35-4	1.50	ND
TRICHLOROTRIFLUOROETHANE	76-13-1	1.50	ND
METHYLENE CHLORIDE	75-09-2	7.50	ND
TRANS-1,2-DICHLOROETHENE	156-60-5	1.50	ND
1,1-DICHLOROETHANE	75-34-3	1.50	ND
CIS-1,2-DICHLOROETHENE	156-59-2	1.50	ND
2,2-DICHLOROPROPANE	594-20-7	1.50	ND
BROMOCHLOROMETHANE	74-97-5	1.50	ND
CHLOROFORM	67-66-3	1.50	ND
1,1,1-TRICHLOROETHANE	71-55-6	1.50	ND
CARBON TETRACHLORIDE	56-23-5	1.50	ND
1,1-DICHLOROPROPENE	563-58-6	1.50	ND
BENZENE	71-43-2	1.50	ND
1,2-DICHLOROETHANE	107-06-2	1.50	ND
TRICHLOROETHENE	79-01-6	1.50	ND
1,2-DICHLOROPROPANE	78-87-5	1.50	ND
DIBROMOMETHANE	74-95-3	1.50	ND
BROMODICHLOROMETHANE	75-27-4	1.50	ND
TRANS-1,3-DICHLOROPROPENE	10061-02-6	1.50	ND
TOLUENE	108-88-3	1.50	ND
CIS-1,3-DICHLOROPROPENE	10061-01-5	1.50	ND
1,1,2-TRICHLOROETHANE	79-00-5	1.50	ND
TETRACHLOROETHENE	127-18-4	1.50	ND
1,3-DICHLOROPROPANE	142-28-9	1.50	ND
DIBROMOCHLOROMETHANE	124-48-1	1.50	ND
1,2-DIBROMOETHANE	106-93-4	1.50	ND
CHLOROBENZENE	108-90-7	1.50	ND
1,1,1,2-TETRACHLOROETHANE	630-20-6	1.50	ND
ETHYLBENZENE	100-41-4	1.50	ND
XYLENE (M+P)	1330-20-7	1.50	ND
XYLENE (O)	1330-20-7	1.50	ND
STYRENE	100-42-5	1.50	ND
BROMOFORM	75-25-2	1.50	ND
ISOPROPYLBENZENE	98-82-8	1.50	ND
1,1,2,2-TETRACHLOROETHANE	79-34-5	1.50	ND
BROMOBENZENE	108-86-1	1.50	ND
1,2,3-TRICHLOROPROPANE	96-18-4	1.50	ND
N-PROPYLBENZENE	103-65-1	1.50	ND
2-CHLOROTOLUENE	95-49-8	1.50	ND

K PRIME, INC.

LABORATORY METHOD BLANK REPORT

METHOD BLANK ID: B062215S1

BATCH #: 062215S1

DATE ANALYZED: 06/22/2015

METHOD: VOLATILE ORGANIC COMPOUNDS

SAMPLE TYPE: SOIL

REFERENCE: EPA 5035/8260

UNITS: µg/Kg

COMPOUND NAME	CAS NO.	REPORTING LIMIT	SAMPLE CONC
1,3,5-TRIMETHYLBENZENE	108-67-8	1.50	ND
4-CHLOROTOLUENE	106-43-4	1.50	ND
TERT-BUTYLBENZENE	98-06-6	1.50	ND
1,2,4-TRIMETHYLBENZENE	95-63-6	1.50	ND
SEC-BUTYLBENZENE	135-98-8	1.50	ND
1,3-DICHLOROBENZENE	541-73-1	1.50	ND
4-ISOPROPYLTOLUENE	99-87-6	1.50	ND
1,4-DICHLOROBENZENE	106-46-7	1.50	ND
N-BUTYLBENZENE	104-51-8	1.50	ND
1,2-DICHLOROBENZENE	95-50-1	1.50	ND
1,2-DIBROMO-3-CHLOROPROPANE	96-12-8	1.50	ND
1,2,4-TRICHLOROBENZENE	120-82-1	3.00	ND
HEXACHLOROBUTADIENE	87-68-3	3.00	ND
NAPHTHALENE	91-20-3	3.00	ND
1,2,3-TRICHLOROBENZENE	87-61-6	3.00	ND
METHYL TERT-BUTYL ETHER (MTBE)	1634-04-4	1.50	ND

SURROGATE RECOVERY	%
DIBROMOFLUOROMETHANE	103
TOLUENE-D8	115
4-BROMOFLUOROBENZENE	97

NOTES:

ND - NOT DETECTED AT OR ABOVE THE STATED REPORTING LIMIT

NA -NOT APPLICABLE OR AVAILABLE

K PRIME, INC.
LABORATORY QC REPORT

METHOD: VOLATILE ORGANIC COMPOUNDS
REFERENCE: EPA 5035/8260

SAMPLE ID: B062215S1
SPIKE ID: L062215S1
DUPLICATE ID: D062215S1
BATCH #: 062215S1
SAMPLE TYPE: SOIL
UNITS: µg/Kg

ACCURACY (MATRIX SPIKE)

PARAMETER	SPIKE	SAMPLE	SPIKE	RECOVERY	LIMITS
	ADDED	RESULT	RESULT	(%)	(%)
1,1 DICHLOROETHENE	30.0	ND	24.3	81	60-140
BENZENE	30.0	ND	21.6	72	60-140
TRICHLOROETHENE	30.0	ND	20.9	70	60-140
TOLUENE	30.0	ND	23.7	79	60-140
CHLOROBENZENE	30.0	ND	26.3	88	60-140

PRECISION (SPIKE DUPLICATE)

COMPOUND NAME	REPORTING	SPIKE	DUPLICATE	RPD	LIMITS
	LIMIT	RESULT	RESULT	(%)	(%)
1,1 DICHLOROETHENE	1.50	24.3	25.3	3.9	±20
BENZENE	1.50	21.6	22.7	5.0	±20
TRICHLOROETHENE	1.50	20.9	21.6	3.3	±20
TOLUENE	1.50	23.7	24.6	3.7	±20
CHLOROBENZENE	1.50	26.3	26.7	1.5	±20

NOTES:

ND - NOT DETECTED AT OR ABOVE THE STATED REPORTING LIMIT
NA - NOT AVAILABLE OR APPLICABLE

K PRIME, INC.
LABORATORY QUALITY CONTROL REPORT

BATCH ID: 061815S1
DATE EXTRACTED: 06/18/2015
DATE ANALYZED: 06/18/2015

METHOD: DRO
REFERENCE: EPA 8015B

SAMPLE TYPE: SOIL
UNITS: mg/Kg

METHOD BLANK ID: B061815S1

COMPOUND NAME	REPORTING LIMIT	SAMPLE CONC
DRO	10.0	ND

SAMPLE ID: L061815S1
DUPLICATE ID: D061815S1

ACCURACY (MATRIX SPIKE)

PARAMETER	SPIKE ADDED	SAMPLE RESULT	SPIKE RESULT	RECOVERY (%)	LIMITS (%)
DRO	500	ND	438	88	60-140

PRECISION (SPIKE DUPLICATE)

COMPOUND NAME	REPORTING LIMIT	SPIKE RESULT	DUPLICATE RESULT	RPD (%)	LIMITS (%)
DRO	10.0	438	410	6.7	±20

NOTES:

DRO - DIESEL RANGE ORGANICS (C12-C34)
 ND - NOT DETECTED AT OR ABOVE THE STATED REPORTING LIMIT
 NA - NOT APPLICABLE OR AVAILABLE

K PRIME, INC.
LABORATORY QUALITY CONTROL REPORT

METHOD BLANK ID: B061815S1
 BATCH #: 061815S1
 DATE EXTRACTED: 06/18/2015
 DATE ANALYZED: 06/18/2015

METHOD: DRO
 REFERENCE: EPA 8015B

SAMPLE TYPE: SOIL
 UNITS: mg/Kg

COMPOUND NAME	REPORTING LIMIT	SAMPLE CONC
DRO	10.0	ND

SAMPLE ID: MS134056
 DUPLICATE ID: MSD134056

ACCURACY (MATRIX SPIKE)

PARAMETER	SPIKE ADDED	SAMPLE RESULT	SPIKE RESULT	RECOVERY (%)	LIMITS (%)
DRO	500	344	689	69	60-140

PRECISION (SPIKE DUPLICATE)

COMPOUND NAME	REPORTING LIMIT	SPIKE RESULT	DUPLICATE RESULT	RPD (%)	LIMITS (%)
DRO	10.0	689	706	2.5	±20

NOTES:

DRO - DIESEL RANGE ORGANICS (C12-C34)
 ND - NOT DETECTED AT OR ABOVE THE STATED REPORTING LIMIT
 NA - NOT AVAILABLE OR APPLICABLE

K PRIME, INC.
LABORATORY QC REPORT

METHOD BLANK ID: B061815S1
BATCH #: 061815S1
DATE EXTRACTED: 06/18/2015
DATE ANALYZED: 06/18/2015

METHOD: POLYCHLORINATED BIPHENYLS
REFERENCE: EPA 3550/8082

SAMPLE TYPE: SOIL
UNITS: ug/Kg

COMPOUND NAME	CAS NO.	REPORTING LIMIT	SAMPLE CONC
AROCLOR 1016	12674-11-2	25.0	ND
AROCLOR 1221	11104-28-2	25.0	ND
AROCLOR 1232	11141-16-5	25.0	ND
AROCLOR 1242	53469-21-9	25.0	ND
AROCLOR 1248	12672-29-6	25.0	ND
AROCLOR 1254	11097-69-1	25.0	ND
AROCLOR 1260	11096-82-5	25.0	ND

SURROGATE RECOVERY	%
TCMX	79
DCBP	92

NOTES:
ND - NOT DETECTED ABOVE THE STATED REPORTING LIMIT
NA - NOT AVAILABLE OR APPLICABLE

K PRIME, INC.
LABORATORY QC REPORT

SAMPLE ID: L061815S1
DUPLICATE ID: D061815S1
BATCH #: 061815S1
DATE EXTRACTED: 06/18/2015
DATE ANALYZED: 06/18/2015

METHOD: POLYCHLORINATED BIPHENYLS
REFERENCE: EPA 3550/8082

SAMPLE TYPE: SOIL
UNITS: ug/Kg

ACCURACY (MATRIX SPIKE)

PARAMETER	SPIKE ADDED	SAMPLE RESULT	SPIKE RESULT	RECOVERY (%)	LIMITS (%)
AROCLOR 1260	625	ND	538	86	60-140

PRECISION (SPIKE DUPLICATE)

COMPOUND NAME	REPORTING LIMIT	SPIKE RESULT	DUPLICATE RESULT	RPD (%)	LIMITS (%)
AROCLOR 1260	25.0	538	526	2.3	±20

NOTES:

ND - NOT DETECTED AT OR ABOVE THE STATED REPORTING LIMIT
NA - NOT AVAILABLE OR APPLICABLE

K PRIME, INC.
LABORATORY QC REPORT

SAMPLE ID: MS-134057
DUPLICATE ID: MSD-134057
BATCH #: 061815S1
DATE EXTRACTED: 06/18/2015
DATE ANALYZED: 06/18/2015

METHOD: POLYCHLORINATED BIPHENYLS
REFERENCE: EPA 3550C/8082A

SAMPLE TYPE: SOIL
UNITS: ug/Kg

ACCURACY (MATRIX SPIKE)

PARAMETER	SPIKE ADDED	SAMPLE RESULT	SPIKE RESULT	RECOVERY (%)	LIMITS (%)
AROCLOR 1260	625	26.2	526	80	60-140

PRECISION (SPIKE DUPLICATE)

COMPOUND NAME	REPORTING LIMIT	SPIKE RESULT	DUPLICATE RESULT	RPD (%)	LIMITS (%)
AROCLOR 1260	25.0	526	549	4.3	±20

NOTES:

ND - NOT DETECTED AT OR ABOVE THE STATED REPORTING LIMIT
NA - NOT AVAILABLE OR APPLICABLE

K PRIME, INC.
LABORATORY QC REPORT

METHOD BLANK ID: B060915S1
 BATCH #: 060915S1
 DATE EXTRACTED: 06/09/2015
 DATE ANALYZED: 06/09/2015

METHOD: SEMIVOLATILE ORGANIC COMPOUNDS
 REFERENCE: EPA 3550/8270

SAMPLE TYPE: SOIL
 UNITS: ug/Kg

COMPOUND NAME	CAS NO.	REPORTING LIMIT	SAMPLE CONC
ACENAPHTHENE	83-32-9	330	ND
ACENAPHTHYLENE	208-96-8	330	ND
ANTHRACENE	120-12-7	330	ND
BENZO (A) ANTHRACENE	56-55-3	330	ND
BENZO (B) FLUORANTHENE	205-99-2	330	ND
BENZO (K) FLUORANTHENE	207-08-9	330	ND
BENZO (A) PYRENE	50-32-8	330	ND
BENZO (G,H,I) PERYLENE	191-24-2	330	ND
BENZYL ALCOHOL	100-51-6	330	ND
BUTYL BENZYL PHTHALATE	85-68-7	330	ND
BIS (2-CHLOROETHYL) ETHER	111-44-4	330	ND
BIS (2-CHLOROETHOXY) METHANE	111-91-1	330	ND
BIS (2-CHLOROISOPROPYL) ETHER	108-60-1	330	ND
BIS (2-ETHYLHEXYL) PHTHALATE	117-81-7	330	ND
4-BROMOPHENYL PHENYL ETHER	101-55-3	330	ND
4-CHLOROANILINE	106-47-8	330	ND
2-CHLORONAPHTHALENE	91-58-7	330	ND
4-CHLOROPHENYL PHENYL ETHER	7005-72-3	330	ND
CHRYSENE	218-01-9	330	ND
DIBENZO (A,H) ANTHRACENE	53-70-3	330	ND
DIBENZOFURAN	132-64-9	330	ND
DI-N-BUTYLPHTHALATE	84-74-2	330	ND
1,2-DICHLOROBENZENE	95-50-1	330	ND
1,3-DICHLOROBENZENE	541-73-1	330	ND
1,4-DICHLOROBENZENE	106-46-7	330	ND
3,3'-DICHLOROBENZIDINE	91-94-1	660	ND
DIETHYLPHTHALATE	84-66-2	330	ND
DIMETHYL PHTHALATE	131-11-3	330	ND
2,4-DINITROTOLUENE	121-14-2	330	ND
2,6-DINITROTOLUENE	606-20-2	330	ND
DI-N-OCTYL PHTHALATE	117-84-0	330	ND
FLUORANTHENE	206-44-0	330	ND
FLUORENE	86-73-7	330	ND
HEXACHLOROBENZENE	118-74-1	330	ND
HEXACHLOROBUTADIENE	87-68-3	330	ND
HEXACHLOROCYCLOPENTADIENE	77-47-4	330	ND
HEXACHLOROETHANE	67-72-1	330	ND
INDENO (1,2,3-CD) PYRENE	193-39-5	330	ND
ISOPHORONE	78-59-1	330	ND

K PRIME, INC.
LABORATORY QC REPORT

METHOD BLANK ID: B060915S1
 BATCH #: 060915S1
 DATE EXTRACTED: 06/09/2015
 DATE ANALYZED: 06/09/2015

METHOD: SEMIVOLATILE ORGANIC COMPOUNDS
 REFERENCE: EPA 3550/8270

SAMPLE TYPE: SOIL
 UNITS: ug/Kg

COMPOUND NAME	CAS NO.	REPORTING LIMIT	SAMPLE CONC
2-METHYLNAPHTHALENE	91-57-6	330	ND
NAPHTHALENE	91-20-3	330	ND
2-NITROANILINE	88-74-4	1600	ND
3-NITROANILINE	99-09-2	1600	ND
4-NITROANILINE	100-01-6	1600	ND
NITROBENZENE	98-95-3	330	ND
N-NITROSO-DI-N-PROPYLAMINE	621-64-7	330	ND
N-NITROSODIPHENYLAMINE	86-30-6	330	ND
PHENANTHRENE	85-01-8	330	ND
PYRENE	129-00-0	330	ND
1,2,4-TRICHLOROBENZENE	120-82-1	330	ND

ACID EXTRACTABLES

4-CHLORO-3-METHYLPHENOL	59-50-7	660	ND
2-CHLOROPHENOL	95-57-8	660	ND
2,4-DICHLOROPHENOL	120-83-2	660	ND
2,4-DIMETHYLPHENOL	105-67-9	660	ND
2,4-DINITROPHENOL	51-28-5	1600	ND
4,6-DINITRO-2-METHYLPHENOL	534-52-1	1600	ND
2-NITROPHENOL	88-75-5	1600	ND
4-NITROPHENOL	100-02-7	1600	ND
PENTACHLOROPHENOL	87-86-5	1600	ND
PHENOL	108-95-2	660	ND
2-METHYLPHENOL	95-48-7	660	ND
4-METHYLPHENOL	106-44-5	660	ND
2,4,5-TRICHLOROPHENOL	95-95-4	1600	ND
2,4,6-TRICHLOROPHENOL	88-06-2	1600	ND

SURROGATE RECOVERY

	%
NITROBENZENE-D5	97
2-FLUOROBIPHENYL	104
P-TERPHENYL-D14	113
PHENOL-D5	44
2-FLUOROPHENOL	31
2,4,6-TRIBROMOPHENOL	49

NOTES:

ND - NOT DETECTED AT OR ABOVE THE STATED REPORTING LIMIT
 NA - NOT APPLICABLE OR AVAILABLE

K PRIME, INC.
LABORATORY QC REPORT

SAMPLE ID: L060915S1
DUPLICATE ID: D060915S1
BATCH #: 060915S1
DATE EXTRACTED: 06/09/2015
DATE ANALYZED: 06/09/2015

METHOD: SEMIVOLATILE ORGANIC COMPOUNDS
REFERENCE: EPA 3550/8270

SAMPLE TYPE: SOIL
UNITS: ug/Kg

ACCURACY (MATRIX SPIKE)

PARAMETER	SPIKE ADDED	SAMPLE RESULT	SPIKE RESULT	RECOVERY (%)	LIMITS (%)
ACENAPHTHENE	5000	ND	4570	91	47-145
1,4-DICHLOROBENZENE	5000	ND	4030	81	20-124
2,4-DINITROTOLUENE	5000	ND	4470	89	60-140
PYRENE	5000	ND	5690	114	60-140
1,2,4-TRICHLOROBENZENE	5000	ND	4510	90	60-140
4-CHLORO-3-METHYLPHENOL	10000	ND	10800	108	20-140
2-CHLOROPHENOL	10000	ND	9110	91	D-140
4-NITROPHENOL	10000	ND	10800	108	D-140
PENTACHLOROPHENOL	10000	ND	8540	85	D-140
PHENOL	10000	ND	9800	98	30-140

PRECISION (SPIKE DUPLICATE)

COMPOUND NAME	REPORTING LIMIT	SPIKE RESULT	DUPLICATE RESULT	RPD (%)	LIMITS (%)
ACENAPHTHENE	330	4570	4690	2.6	±20
1,4-DICHLOROBENZENE	330	4030	3880	3.8	±20
2,4-DINITROTOLUENE	330	4470	4520	1.1	±20
PYRENE	330	5690	5680	0.2	±20
1,2,4-TRICHLOROBENZENE	330	4510	4490	0.4	±20
4-CHLORO-3-METHYLPHENOL	330	10800	10700	0.9	±20
2-CHLOROPHENOL	660	9110	8680	4.8	±20
4-NITROPHENOL	1600	10800	10900	0.9	±20
PENTACHLOROPHENOL	1600	8540	8280	3.1	±20
PHENOL	660	9800	9390	4.3	±20

NOTES:

ND = NOT DETECTED AT OR ABOVE THE STATED REPORTING LIMIT
D = DETECTED

K PRIME, INC.
LABORATORY BATCH QC REPORT

SAMPLE ID: L061815S1
DUPLICATE ID: D061815S1
METHOD BLANK ID: B061815S1
BATCH #: 061815S1
DATE ANALYZED: 06/19/2015

METHOD: TOTAL METALS BY ICP/MS
REFERENCE: EPA 3050B/6020A

SAMPLE TYPE: SOIL
UNITS: mg/Kg

ELEMENT		MB mg/Kg	SA mg/Kg	SR mg/Kg	SP mg/Kg	SPD mg/Kg	SP %R	RPD %
CADMIUM	Cd	<2.50	25.0	0.0	26.5	25.7	106	3.0
CHROMIUM	Cr	<2.50	25.0	0.0	26.4	25.8	106	2.5
LEAD	Pb	<2.50	25.0	0.0	26.7	25.9	107	3.0
NICKEL	Ni	<2.50	25.0	0.0	26.7	26.0	107	2.6
ZINC	Zn	<2.50	25.0	0.0	27.6	24.9	110	10.1

NOTES:

ND: NOT DETECTED
MB: METHOD BLANK
SA: SPIKE ADDED
SR: SAMPLE RESULT
SP: SPIKE RESULT
SPD: SPIKE DUPLICATE RESULT
SP(%R): SPIKE % RECOVERY
RPD: RELATIVE PERCENT DIFFERENCE

K PRIME, INC.
LABORATORY BATCH QC REPORT

SAMPLE ID: MS134056
DUPLICATE ID: SD134056
METHOD BLANK ID: B061815S1
BATCH #: 061815S1
DATE ANALYZED: 06/19/2015

METHOD: TOTAL METALS BY ICP/MS
REFERENCE: EPA 3050B/6020A

SAMPLE TYPE: SOIL
UNITS: mg/Kg

ELEMENT		MB mg/Kg	SA mg/Kg	SR mg/Kg	SP mg/Kg	SPD mg/Kg	SP %R	RPD %
CADMIUM	Cd	<2.50	25.0	0.321	26.6	26.6	105	0.1
CHROMIUM	Cr	<2.50	25.0	22.2	51.7	50.8	118	1.6
LEAD	Pb	<2.50	25.0	8.02	33.5	40.0	102	17.7
NICKEL	Ni	<2.50	25.0	28.4	55.4	54.7	108	1.3
ZINC	Zn	<2.50	25.0	34.6	64.8	66.2	121	2.1

NOTES:

ND: NOT DETECTED

MB: METHOD BLANK

SA: SPIKE ADDED

SR: SAMPLE RESULT

SP: SPIKE RESULT

SPD: SPIKE DUPLICATE RESULT

SP(%R): SPIKE % RECOVERY

RPD: RELATIVE PERCENT DIFFERENCE

CONSULTING ENGINEERS AND SCIENTISTS 1870 Ogden Drive, Burlingame CA 94010 PHONE: 650-292-9100 FAX: 650-552-9012

Project Name: FMW - Horton Street UST
Location: Emeryville, CA
Project No.: B20006.00 T7
Sampled By: R. Casey
Laboratory: K Prime, Inc.
 3621 Westwind Blvd
 Santa Rosa, CA 95403
 (707) 527-7574

Reporting:
 Electronic Format: EDF Hard Copy Format: PDF
 EPA Data Report Level: II

Please report results to the following:
 (1) EKI: labs@ekiconsult.com
 (2) Joy Su: jsu@ekiconsult.com
 (3) John DeWitt: jdewitt@ekiconsult.com
 (4) Ryan Casey: rcasey@ekiconsult.com

Field Sample Identification	Lab Sample No.	Date	Time	Matrix	Number / Type of Container (Preservative)	Method No.	Analyte Group	ANALYSES REQUESTED	EXPECTED TURNAROUND TIME	Remarks
HUST-ANG01-2.5	134056	6/17/15	750	Soil	4 - 5 gram Encore samplers 1 - 8 oz glass jar	EPA 8260B	VOCs & MTBE	X	5 days	per Daniel 6/18/15: Report ok Dry Weigh Basis. RUC
HUST-ANG02-2.0	134057		752			EPA 8260B	TPH-g	X		
HUST-ANG03-2.0	134058		755			EPA 8260B	TPH-d	X		
HUST-ANG04-2.5	134059		758			EPA 8260B	TPH-mo	X		
HUST-SWP1-7.0	134060		1554			EPA 8260B	Metals - Cd, Cr, Pb, Ni, Zn	X		
HUST-SWP2-7.0	134061		1640			EPA 8260B	PCBs	X		
HUST-SWP3-7.0	134062		1616			EPA 8260B	SVOCs	X		
HUST-SWP4-7.0	134063		1558			EPA 8260B	Percent Moisture	X		
HUST-F01-9.5	134064		1530			EPA 8260B	ASTM-D2216	X		

Special Instructions: Silica gel cleanup should not be performed for any of the analyses. For VOCs & MTBE, perform full scan of EPA 8260B (including BTEX, MTBE, TBA, naphthalene, chlorinated hydrocarbons, and halogenated VOCs). For Metals, only analyze for Cd, Cr, Pb, Ni, and Zn. For SVOCs, include PAHs (including naphthalene, acenaphthene, acenaphthylene, anthracene, chrysene, fluorine, fluoranthene, phenanthrene, pyrene, benzo(a)fluoranthene, benzo(b)fluoranthene, benzo(k)fluoranthene, benzo(a)anthracene, indene(1,2,3-c,d)pyrene, dibenz(a,b)anthracene, and benzo(g,h,i)perylene), pentachlorophenol, and creosole.

Relinquished by: [Signature] (EPA) Date: 6/17/15 Time: 1645
 Signature/Affiliation: (VOC) 6/17/15 4:45
Relinquished by: [Signature] (VOC) Date: 6/17/15 Time: 1830
 Signature/Affiliation: (VOC) 6/17/15 1830
Relinquished by: [Signature] Date: Date: Time: Time: Signature/Affiliation: Signature/Affiliation: Signature/Affiliation: Signature/Affiliation:



Curtis & Tompkins, Ltd.

Analytical Laboratories, Since 1878



Curtis & Tompkins, Ltd., Analytical Laboratories, Since 1878

2323 Fifth Street, Berkeley, CA 94710, Phone (510) 486-0900

Laboratory Job Number 267568
ANALYTICAL REPORT

Erler & Kalinowski, Inc.
1870 Ogden Drive
Burlingame, CA 94010-5306

Project : B20006.00 T7
Location : FMW - Horton Street UST
Level : II

Sample ID
HUST-DISP

Lab ID
267568-001

This data package has been reviewed for technical correctness and completeness. Release of this data has been authorized by the Laboratory Manager or the Manager's designee, as verified by the following signature. The results contained in this report meet all requirements of NELAC and pertain only to those samples which were submitted for analysis. This report may be reproduced only in its entirety.

Signature: _____

Tracy Babjar
Project Manager
tracy.babjar@ctberk.com
(510) 204-2226

Date: 06/19/2015

CA ELAP# 2896, NELAP# 4044-001

CASE NARRATIVE

Laboratory number: 267568
Client: Erler & Kalinowski, Inc.
Project: B20006.00 T7
Location: FMW - Horton Street UST
Request Date: 06/17/15
Samples Received: 06/17/15

This data package contains sample and QC results for one soil sample, requested for the above referenced project on 06/17/15. The sample was received cold and intact. This report has been re-processed and re-reported on 06/22/15 with slight changes to the BSD% recovery and RPD for Hg. The data results have not changed.

TPH-Purgeables and/or BTXE by GC (EPA 8015B):

No analytical problems were encountered.

TPH-Extractables by GC (EPA 8015B):

No analytical problems were encountered.

Volatile Organics by GC/MS (EPA 8260B):

No analytical problems were encountered.

Metals (EPA 6020 and EPA 7471A):

Low recoveries were observed for cobalt, antimony, and vanadium in the MS/MSD for batch 224208; the parent sample was not a project sample, the BS/BSD were within limits, and the associated RPDs were within limits. High RPD was observed for lead; the RPD was acceptable in the BS/BSD. No other analytical problems were encountered.

267508

Erler & Kalinowski, Inc.

CONSULTING ENGINEERS AND SCIENTISTS

CHAIN OF CUSTODY RECORD

1870 Ogden Drive, Burlingame CA 94010

PHONE: 650-292-9100

FAX: 650-552-9012

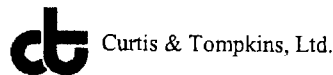
PAGE 1 OF 1

Project Name FMW - Horton Street UST		Project No. B20006.00 T7		ANALYSES REQUESTED		EKI COC No.: (YYYYMMDD-#) 20150617-3	
Location: Emeryville, CA		Sampled By: R. Casey & W. Hassitt		Method No.: Analyte Group		Revision: (A, B, C, D, etc.) By:	
Reporting: Electronic Format: Hard Copy Format: PDF EPA Data Report Level: II Please report results to the following people: (1) EKI: labs@ekiconsult.com (2) Joy Su: jsu@ekiconsult.com (3) John DeWitt: jdewitt@ekiconsult.com (4) Ryan Casey: rcasey@ekiconsult.com		Laboratory: Curtis & Tompkins, Ltd. 2323 Fifth St. Berkeley, CA 94710 (510) 486-0900 attn: Tracy Babjar		Matrix Soil		EXPECTED TURN-AROUND TIME	
Field Sample Identification HUST-DISP		Lab Sample No.		Date 6/17/15		Time 1700	
No./Type of Containers 6 Encores 807 jar		Time 1700		Matrix Soil		Remarks 2 day	
WET Extract and HOLD		<input checked="" type="checkbox"/>		HOLD		<input type="checkbox"/>	
EPA 6020 Title 22 Metals		<input checked="" type="checkbox"/>		<input type="checkbox"/>		<input type="checkbox"/>	
EPA 8260B VOCs		<input checked="" type="checkbox"/>		<input type="checkbox"/>		<input type="checkbox"/>	
EPA 8015m TPH-mo		<input checked="" type="checkbox"/>		<input type="checkbox"/>		<input type="checkbox"/>	
EPA 8015m TPH-d		<input checked="" type="checkbox"/>		<input type="checkbox"/>		<input type="checkbox"/>	
EPA 8260B TPH-g		<input checked="" type="checkbox"/>		<input type="checkbox"/>		<input type="checkbox"/>	

Special Instructions:
 Please begin WET extraction on sample arrival, but hold on final results.

Relinquished by: Will Hassitt	(Signature/Affiliation)	Date 6/17/15	Time 1741	Received by: (Signature/Affiliation or Carrier/Air Bill No.) [Signature] CT
Relinquished by:	(Signature/Affiliation)	Date	Time	Received by: (Signature/Affiliation)
Relinquished by:	(Signature/Affiliation)	Date	Time	Received by: (Signature/Affiliation)

COOLER RECEIPT CHECKLIST



Login # 267508 Date Received 6/17/15 Number of coolers 1
 Client EKI Project B 20000, 00 T 7
 Date Opened 6/17 By (print) SC (sign) [Signature]
 Date Logged in 6/17 By (print) [Signature] (sign) [Signature]

1. Did cooler come with a shipping slip (airbill, etc) _____ YES NO
- Shipping info _____
- 2A. Were custody seals present? YES (circle) on cooler on samples NO
 How many _____ Name _____ Date _____
- 2B. Were custody seals intact upon arrival? _____ YES NO N/A
3. Were custody papers dry and intact when received? _____ YES NO
4. Were custody papers filled out properly (ink, signed, etc)? _____ YES NO
5. Is the project identifiable from custody papers? (If so fill out top of form) _____ YES NO
6. Indicate the packing in cooler: (if other, describe) Packing Paper
 Bubble Wrap Foam blocks Bags None
 Cloth material Cardboard Styrofoam Paper towels
7. Temperature documentation: * Notify PM if temperature exceeds 6°C
 Type of ice used: Wet Blue/Gel None Temp(°C) _____
 Samples Received on ice & cold without a temperature blank; temp. taken with IR gun
 Samples received on ice directly from the field. Cooling process had begun
8. Were Method 5035 sampling containers present? _____ YES NO N/A
 If YES, what time were they transferred to freezer? 1800
9. Did all bottles arrive unbroken/unopened? _____ YES NO
10. Are there any missing / extra samples? _____ YES NO
11. Are samples in the appropriate containers for indicated tests? _____ YES NO
12. Are sample labels present, in good condition and complete? _____ YES NO
13. Do the sample labels agree with custody papers? _____ YES NO
14. Was sufficient amount of sample sent for tests requested? _____ YES NO
15. Are the samples appropriately preserved? _____ YES NO N/A
16. Did you check preservatives for all bottles for each sample? _____ YES NO N/A
17. Did you document your preservative check? _____ YES NO N/A
18. Did you change the hold time in LIMS for unpreserved VOAs? _____ YES NO N/A
19. Did you change the hold time in LIMS for preserved terracores? _____ YES NO N/A
20. Are bubbles > 6mm absent in VOA samples? _____ YES NO N/A
21. Was the client contacted concerning this sample delivery? _____ YES NO
 If YES, Who was called? Richard By T. D. Dyer Date: 6/17/15

COMMENTS

Placed de silica gel on TEFM
Sample

Detections Summary for 267568

Results for any subcontracted analyses are not included in this summary.

Client : Erler & Kalinowski, Inc.
 Project : B20006.00 T7
 Location : FMW - Horton Street UST

Client Sample ID : HUST-DISP Laboratory Sample ID : 267568-001

Analyte	Result	Flags	RL	Units	Basis	IDF	Method	Prep Method
Gasoline C7-C12	2.3	Y	0.16	mg/Kg	As Recd	1.000	EPA 8015B	EPA 5035
Diesel C10-C24	2,600		20	mg/Kg	As Recd	20.00	EPA 8015B	EPA 3550B
Motor Oil C24-C36	790		100	mg/Kg	As Recd	20.00	EPA 8015B	EPA 3550B
Acetone	16		16	ug/Kg	As Recd	0.7862	EPA 8260B	EPA 5035
m,p-Xylenes	5.9		4.0	ug/Kg	As Recd	0.8013	EPA 8260B	EPA 5035
1,2,4-Trimethylbenzene	13		4.0	ug/Kg	As Recd	0.8013	EPA 8260B	EPA 5035
Naphthalene	56		4.0	ug/Kg	As Recd	0.8013	EPA 8260B	EPA 5035
Antimony	2.0		0.25	mg/Kg	As Recd	25.00	EPA 6020	EPA 3050B
Arsenic	4.8		0.25	mg/Kg	As Recd	25.00	EPA 6020	EPA 3050B
Barium	160		0.25	mg/Kg	As Recd	25.00	EPA 6020	EPA 3050B
Beryllium	0.47		0.25	mg/Kg	As Recd	25.00	EPA 6020	EPA 3050B
Cadmium	1.3		0.25	mg/Kg	As Recd	25.00	EPA 6020	EPA 3050B
Chromium	42		0.25	mg/Kg	As Recd	25.00	EPA 6020	EPA 3050B
Cobalt	11		0.25	mg/Kg	As Recd	25.00	EPA 6020	EPA 3050B
Copper	72		0.25	mg/Kg	As Recd	25.00	EPA 6020	EPA 3050B
Lead	40		0.25	mg/Kg	As Recd	25.00	EPA 6020	EPA 3050B
Mercury	0.28		0.016	mg/Kg	As Recd	1.000	EPA 7471A	METHOD
Molybdenum	0.77		0.25	mg/Kg	As Recd	25.00	EPA 6020	EPA 3050B
Nickel	45		0.25	mg/Kg	As Recd	25.00	EPA 6020	EPA 3050B
Selenium	0.26		0.25	mg/Kg	As Recd	25.00	EPA 6020	EPA 3050B
Vanadium	33		0.25	mg/Kg	As Recd	25.00	EPA 6020	EPA 3050B
Zinc	110		0.99	mg/Kg	As Recd	25.00	EPA 6020	EPA 3050B

Y = Sample exhibits chromatographic pattern which does not resemble standard

Gasoline by GC/FID (5035 Prep)			
Lab #:	267568	Location:	FMW - Horton Street UST
Client:	Erler & Kalinowski, Inc.	Prep:	EPA 5035
Project#:	B20006.00 T7	Analysis:	EPA 8015B
Field ID:	HUST-DISP	Batch#:	224229
Matrix:	Soil	Sampled:	06/17/15
Units:	mg/Kg	Received:	06/17/15
Basis:	as received	Analyzed:	06/18/15
Diln Fac:	1.000		

Type: SAMPLE Lab ID: 267568-001

Analyte	Result	RL
Gasoline C7-C12	2.3 Y	0.16

Surrogate	%REC	Limits
Bromofluorobenzene (FID)	124	78-138

Type: BLANK Lab ID: QC792191

Analyte	Result	RL
Gasoline C7-C12	ND	1.0

Surrogate	%REC	Limits
Bromofluorobenzene (FID)	124	78-138

Y= Sample exhibits chromatographic pattern which does not resemble standard
 ND= Not Detected
 RL= Reporting Limit

Batch QC Report

Gasoline by GC/FID (5035 Prep)			
Lab #:	267568	Location:	FMW - Horton Street UST
Client:	Erler & Kalinowski, Inc.	Prep:	EPA 5035
Project#:	B20006.00 T7	Analysis:	EPA 8015B
Type:	LCS	Diln Fac:	1.000
Lab ID:	QC792190	Batch#:	224229
Matrix:	Soil	Analyzed:	06/18/15
Units:	mg/Kg		

Analyte	Spiked	Result	%REC	Limits
Gasoline C7-C12	1.000	0.9997	100	80-121

Surrogate	%REC	Limits
Bromofluorobenzene (FID)	112	78-138

Batch QC Report

Gasoline by GC/FID (5035 Prep)			
Lab #:	267568	Location:	FMW - Horton Street UST
Client:	Erler & Kalinowski, Inc.	Prep:	EPA 5030B
Project#:	B20006.00 T7	Analysis:	EPA 8015B
Field ID:	ZZZZZZZZZZ	Diln Fac:	1.000
MSS Lab ID:	267535-004	Batch#:	224229
Matrix:	Soil	Sampled:	06/16/15
Units:	mg/Kg	Received:	06/16/15
Basis:	as received	Analyzed:	06/18/15

Type: MS Lab ID: QC792192

Analyte	MSS Result	Spiked	Result	%REC	Limits
Gasoline C7-C12	<0.07872	9.524	8.555	90	50-120

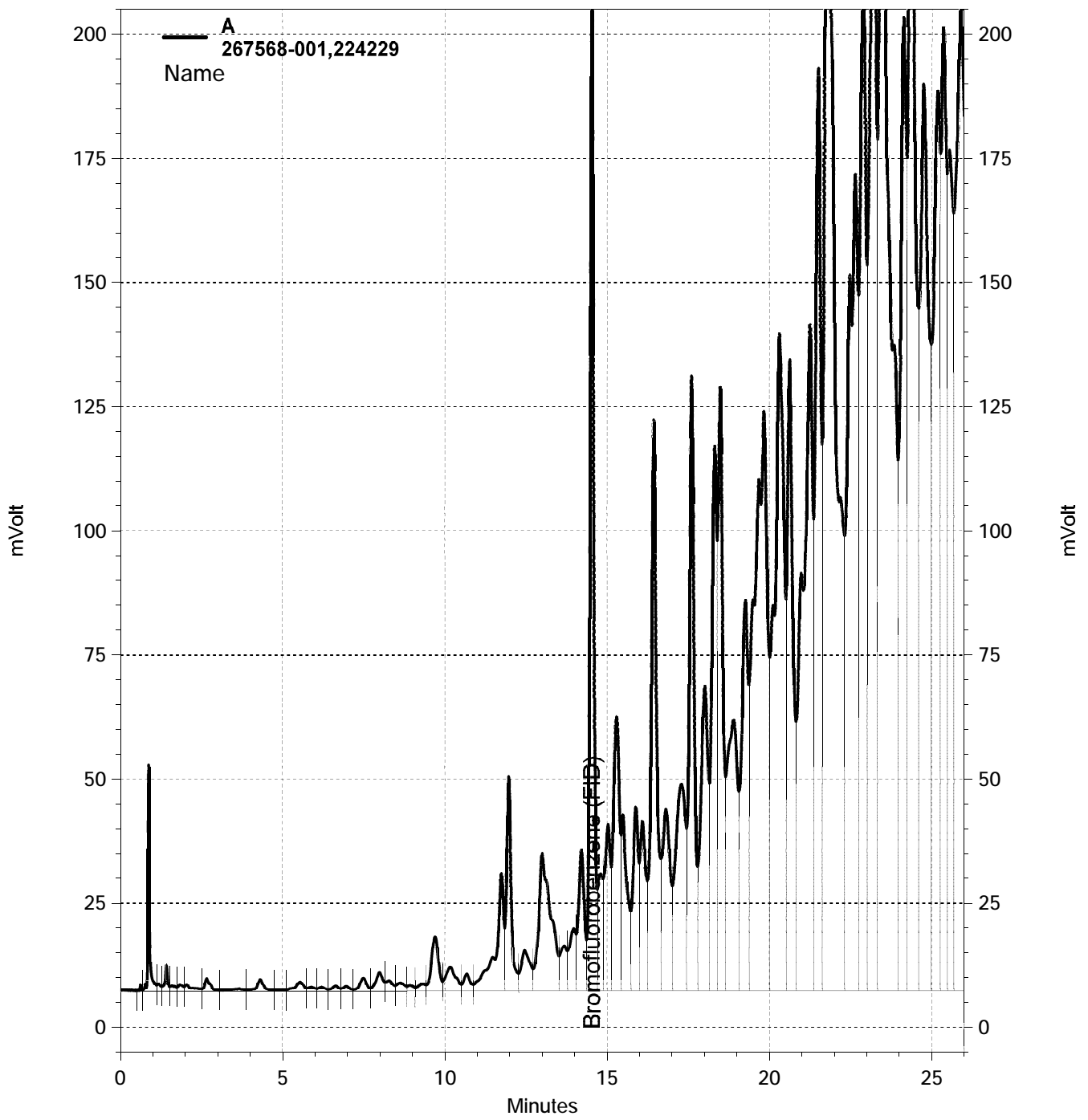
Surrogate	%REC	Limits
Bromofluorobenzene (FID)	115	78-138

Type: MSD Lab ID: QC792193

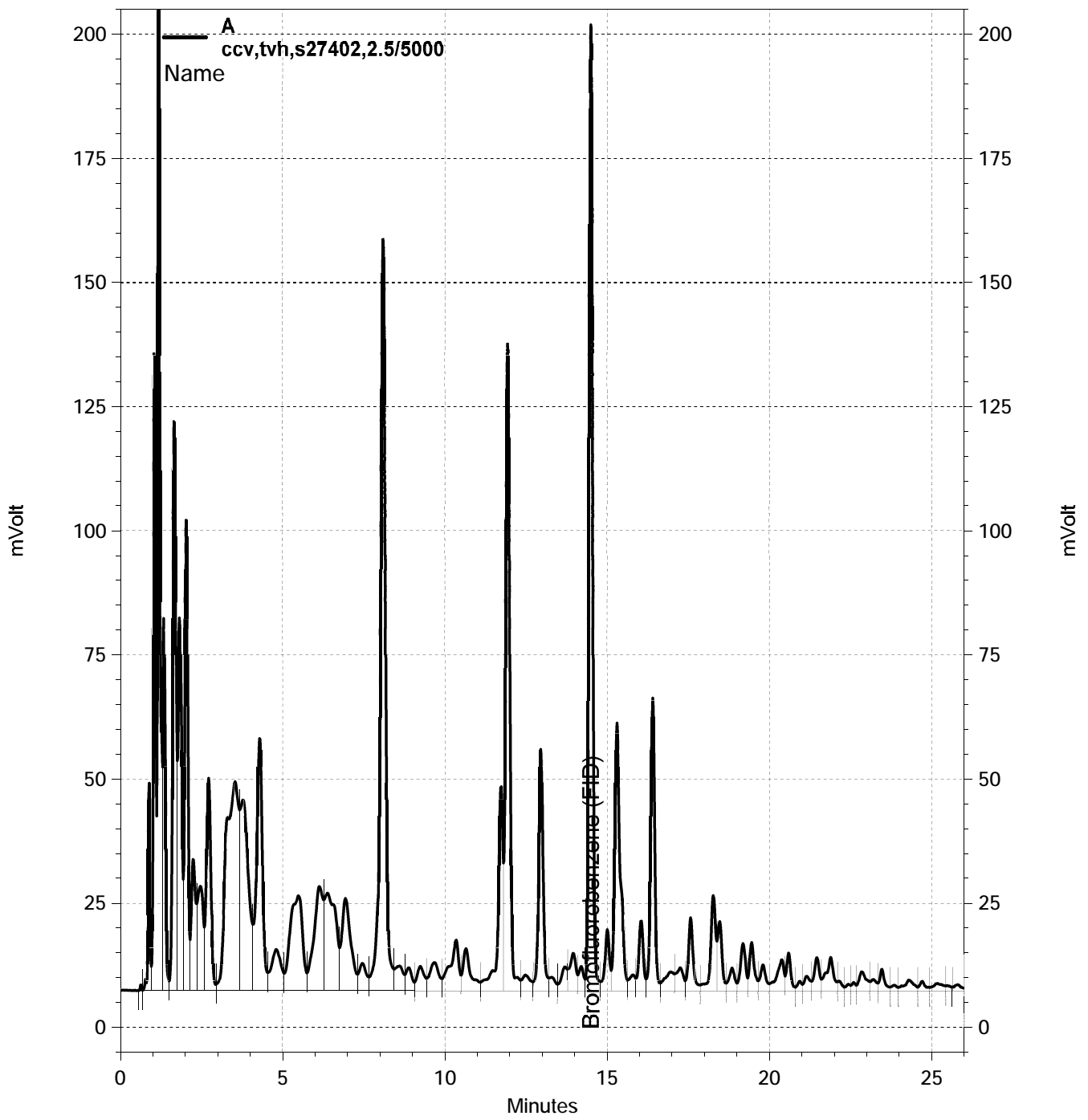
Analyte	Spiked	Result	%REC	Limits	RPD	Lim
Gasoline C7-C12	10.10	8.406	83	50-120	8	31

Surrogate	%REC	Limits
Bromofluorobenzene (FID)	127	78-138

RPD= Relative Percent Difference



— \\Lims\gdrive\ezchrom\Projects\GC19\Data\169-015, A



— \\Lims\gdrive\ezchrom\Projects\GC19\Data\169-003, A

Total Extractable Hydrocarbons			
Lab #:	267568	Location:	FMW - Horton Street UST
Client:	Erler & Kalinowski, Inc.	Prep:	EPA 3550B
Project#:	B20006.00 T7	Analysis:	EPA 8015B
Field ID:	HUST-DISP	Batch#:	224243
Matrix:	Soil	Sampled:	06/17/15
Units:	mg/Kg	Received:	06/17/15
Basis:	as received	Prepared:	06/18/15

Type: SAMPLE Analyzed: 06/19/15
 Lab ID: 267568-001 Cleanup Method: EPA 3630C
 Diln Fac: 20.00

Analyte	Result	RL
Diesel C10-C24	2,600	20
Motor Oil C24-C36	790	100

Surrogate	%REC	Limits
o-Terphenyl	DO	59-140

Type: BLANK Analyzed: 06/18/15
 Lab ID: QC792233 Cleanup Method: EPA 3630C
 Diln Fac: 1.000

Analyte	Result	RL
Diesel C10-C24	ND	0.99
Motor Oil C24-C36	ND	5.0

Surrogate	%REC	Limits
o-Terphenyl	106	59-140

DO= Diluted Out
 ND= Not Detected
 RL= Reporting Limit

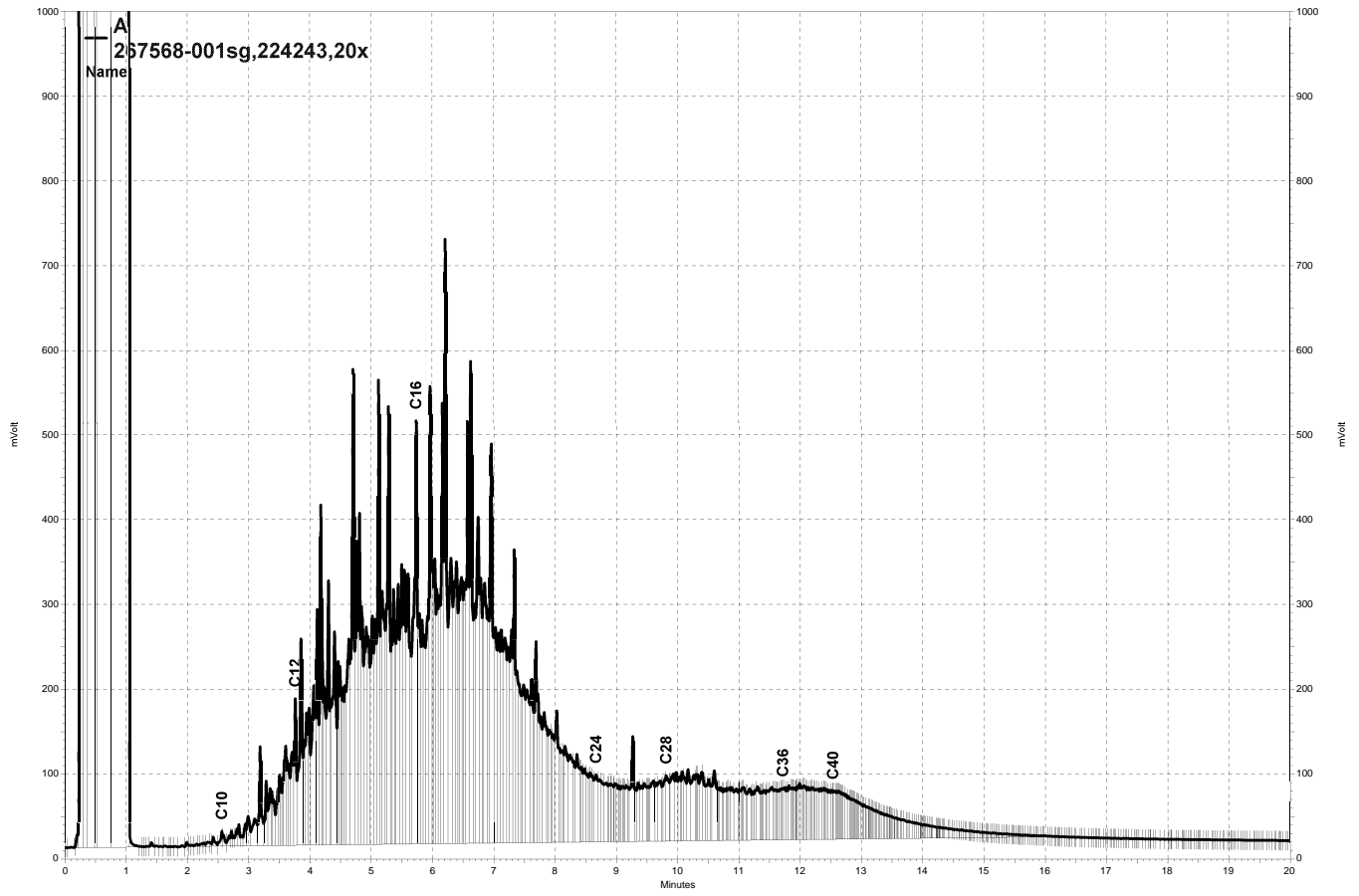
Batch QC Report

Total Extractable Hydrocarbons			
Lab #:	267568	Location:	FMW - Horton Street UST
Client:	Erler & Kalinowski, Inc.	Prep:	EPA 3550B
Project#:	B20006.00 T7	Analysis:	EPA 8015B
Type:	LCS	Diln Fac:	1.000
Lab ID:	QC792234	Batch#:	224243
Matrix:	Soil	Prepared:	06/18/15
Units:	mg/Kg	Analyzed:	06/18/15

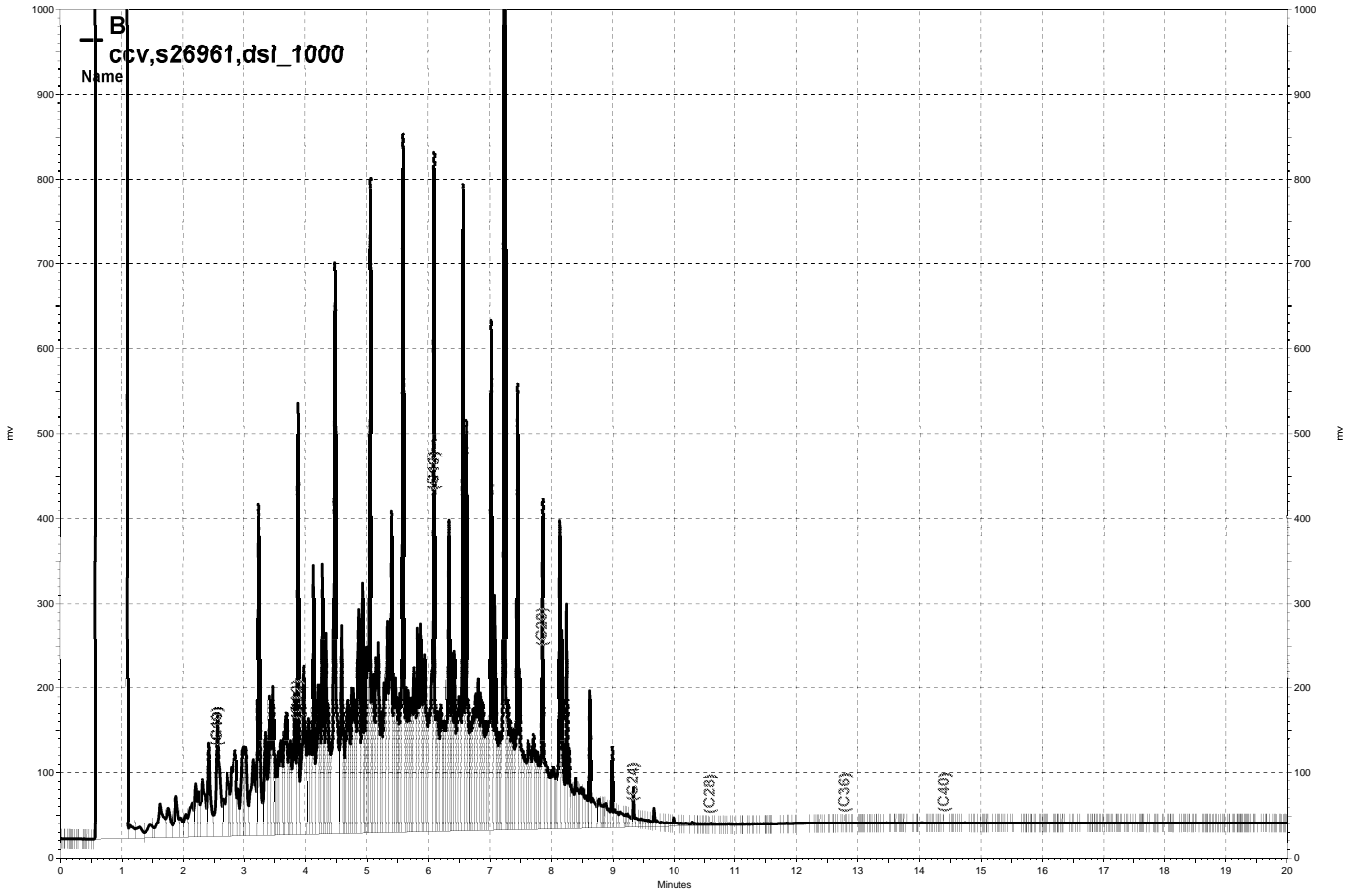
Cleanup Method: EPA 3630C

Analyte	Spiked	Result	%REC	Limits
Diesel C10-C24	49.85	53.40	107	58-137

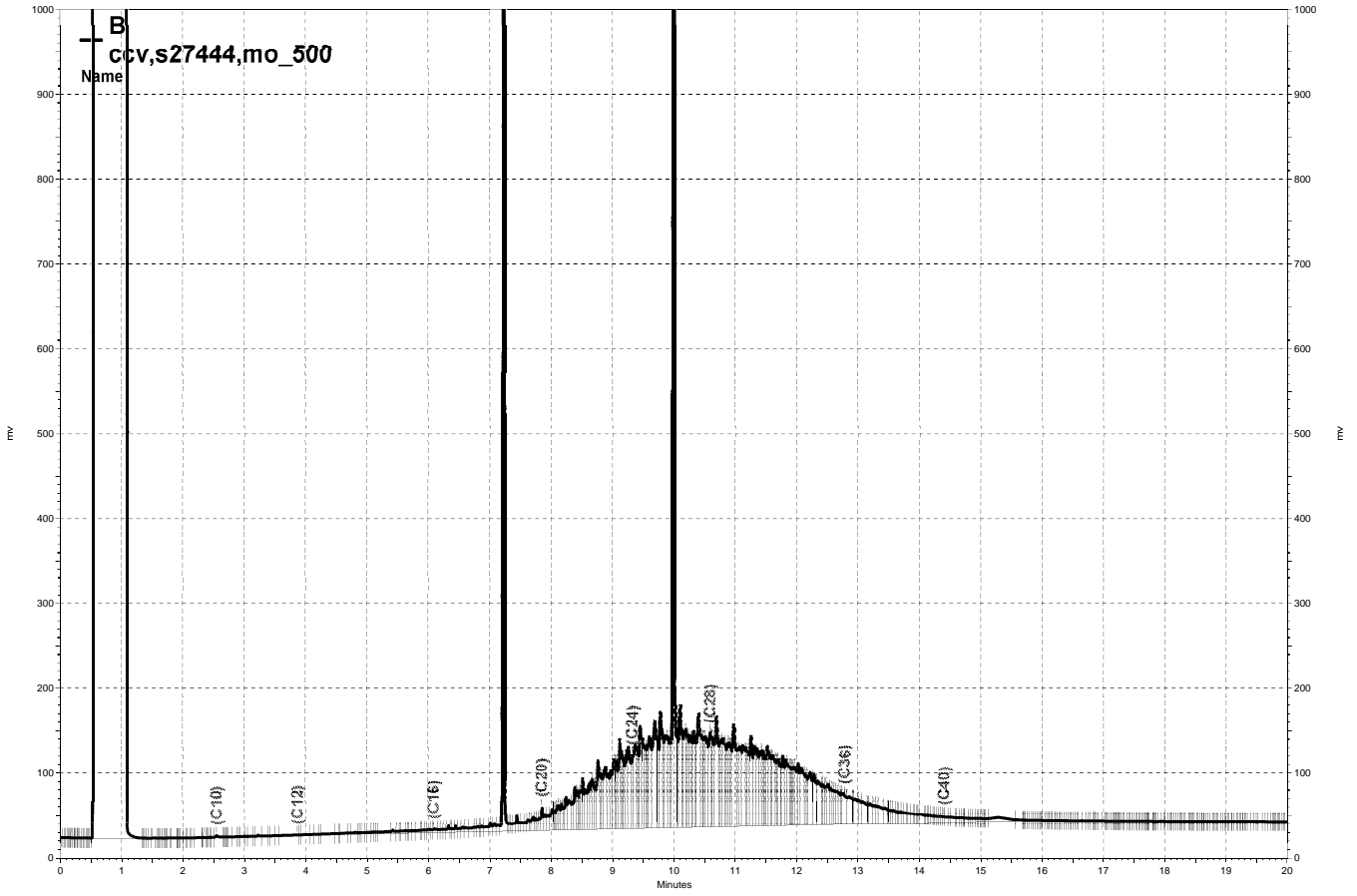
Surrogate	%REC	Limits
o-Terphenyl	119	59-140



— \\Lims\gdrive\ezchrom\Projects\GC26\Data\170a009, A



\\Lims\gdrive\ezchrom\Projects\GC15B\Data\169b030, B



— \\Lims\gdrive\ezchrom\Projects\GC15B\Data\169b029, B

Purgeable Organics by GC/MS

Lab #:	267568	Location:	FMW - Horton Street UST
Client:	Erler & Kalinowski, Inc.	Prep:	EPA 5035
Project#:	B20006.00 T7	Analysis:	EPA 8260B
Field ID:	HUST-DISP	Basis:	as received
Lab ID:	267568-001	Sampled:	06/17/15
Matrix:	Soil	Received:	06/17/15
Units:	ug/Kg	Analyzed:	06/18/15

Analyte	Result	RL	Diln Fac	Batch#
Freon 12	ND	8.0	0.8013	224237
Chloromethane	ND	8.0	0.8013	224237
Vinyl Chloride	ND	8.0	0.8013	224237
Bromomethane	ND	8.0	0.8013	224237
Chloroethane	ND	8.0	0.8013	224237
Trichlorofluoromethane	ND	4.0	0.8013	224237
Acetone	16	16	0.7862	224239
Freon 113	ND	4.0	0.8013	224237
1,1-Dichloroethene	ND	4.0	0.8013	224237
Methylene Chloride	ND	16	0.8013	224237
Carbon Disulfide	ND	3.9	0.7862	224239
MTBE	ND	4.0	0.8013	224237
trans-1,2-Dichloroethene	ND	4.0	0.8013	224237
Vinyl Acetate	ND	40	0.8013	224237
1,1-Dichloroethane	ND	4.0	0.8013	224237
2-Butanone	ND	8.0	0.8013	224237
cis-1,2-Dichloroethene	ND	4.0	0.8013	224237
2,2-Dichloropropane	ND	4.0	0.8013	224237
Chloroform	ND	4.0	0.8013	224237
Bromochloromethane	ND	4.0	0.8013	224237
1,1,1-Trichloroethane	ND	4.0	0.8013	224237
1,1-Dichloropropene	ND	4.0	0.8013	224237
Carbon Tetrachloride	ND	4.0	0.8013	224237
1,2-Dichloroethane	ND	4.0	0.8013	224237
Benzene	ND	4.0	0.8013	224237
Trichloroethene	ND	4.0	0.8013	224237
1,2-Dichloropropane	ND	4.0	0.8013	224237
Bromodichloromethane	ND	4.0	0.8013	224237
Dibromomethane	ND	4.0	0.8013	224237
4-Methyl-2-Pentanone	ND	8.0	0.8013	224237
cis-1,3-Dichloropropene	ND	4.0	0.8013	224237
Toluene	ND	4.0	0.8013	224237
trans-1,3-Dichloropropene	ND	4.0	0.8013	224237
1,1,2-Trichloroethane	ND	4.0	0.8013	224237
2-Hexanone	ND	8.0	0.8013	224237
1,3-Dichloropropane	ND	4.0	0.8013	224237
Tetrachloroethene	ND	4.0	0.8013	224237
Dibromochloromethane	ND	4.0	0.8013	224237

ND= Not Detected

RL= Reporting Limit

Purgeable Organics by GC/MS

Lab #:	267568	Location:	FMW - Horton Street UST
Client:	Erler & Kalinowski, Inc.	Prep:	EPA 5035
Project#:	B20006.00 T7	Analysis:	EPA 8260B
Field ID:	HUST-DISP	Basis:	as received
Lab ID:	267568-001	Sampled:	06/17/15
Matrix:	Soil	Received:	06/17/15
Units:	ug/Kg	Analyzed:	06/18/15

Analyte	Result	RL	Diln Fac	Batch#
1,2-Dibromoethane	ND	4.0	0.8013	224237
Chlorobenzene	ND	4.0	0.8013	224237
1,1,1,2-Tetrachloroethane	ND	4.0	0.8013	224237
Ethylbenzene	ND	4.0	0.8013	224237
m,p-Xylenes	5.9	4.0	0.8013	224237
o-Xylene	ND	4.0	0.8013	224237
Styrene	ND	4.0	0.8013	224237
Bromoform	ND	4.0	0.8013	224237
Isopropylbenzene	ND	4.0	0.8013	224237
1,1,2,2-Tetrachloroethane	ND	4.0	0.8013	224237
1,2,3-Trichloropropane	ND	4.0	0.8013	224237
Propylbenzene	ND	4.0	0.8013	224237
Bromobenzene	ND	4.0	0.8013	224237
1,3,5-Trimethylbenzene	ND	4.0	0.8013	224237
2-Chlorotoluene	ND	4.0	0.8013	224237
4-Chlorotoluene	ND	4.0	0.8013	224237
tert-Butylbenzene	ND	4.0	0.8013	224237
1,2,4-Trimethylbenzene	13	4.0	0.8013	224237
sec-Butylbenzene	ND	4.0	0.8013	224237
para-Isopropyl Toluene	ND	4.0	0.8013	224237
1,3-Dichlorobenzene	ND	4.0	0.8013	224237
1,4-Dichlorobenzene	ND	4.0	0.8013	224237
n-Butylbenzene	ND	4.0	0.8013	224237
1,2-Dichlorobenzene	ND	4.0	0.8013	224237
1,2-Dibromo-3-Chloropropane	ND	4.0	0.8013	224237
1,2,4-Trichlorobenzene	ND	4.0	0.8013	224237
Hexachlorobutadiene	ND	4.0	0.8013	224237
Naphthalene	56	4.0	0.8013	224237
1,2,3-Trichlorobenzene	ND	4.0	0.8013	224237

Surrogate	%REC	Limits	Diln Fac	Batch#
Dibromofluoromethane	107	78-134	0.8013	224237
1,2-Dichloroethane-d4	106	80-138	0.8013	224237
Toluene-d8	100	80-120	0.8013	224237
Bromofluorobenzene	108	78-123	0.8013	224237

ND= Not Detected
 RL= Reporting Limit

Batch QC Report

Purgeable Organics by GC/MS			
Lab #:	267568	Location:	FMW - Horton Street UST
Client:	Erler & Kalinowski, Inc.	Prep:	EPA 5035
Project#:	B20006.00 T7	Analysis:	EPA 8260B
Type:	LCS	Diln Fac:	1.000
Lab ID:	QC792216	Batch#:	224237
Matrix:	Soil	Analyzed:	06/18/15
Units:	ug/Kg		

Analyte	Spiked	Result	%REC	Limits
1,1-Dichloroethene	25.00	22.43	90	70-134
Benzene	25.00	23.76	95	80-123
Trichloroethene	25.00	21.71	87	80-128
Toluene	25.00	22.33	89	80-120
Chlorobenzene	25.00	22.89	92	80-123

Surrogate	%REC	Limits
Dibromofluoromethane	105	78-134
1,2-Dichloroethane-d4	104	80-138
Toluene-d8	102	80-120
Bromofluorobenzene	108	78-123

Batch QC Report

Purgeable Organics by GC/MS			
Lab #:	267568	Location:	FMW - Horton Street UST
Client:	Erler & Kalinowski, Inc.	Prep:	EPA 5035
Project#:	B20006.00 T7	Analysis:	EPA 8260B
Type:	BLANK	Diln Fac:	1.000
Lab ID:	QC792217	Batch#:	224237
Matrix:	Soil	Analyzed:	06/18/15
Units:	ug/Kg		

Analyte	Result	RL
Freon 12	ND	10
Chloromethane	ND	10
Vinyl Chloride	ND	10
Bromomethane	ND	10
Chloroethane	ND	10
Trichlorofluoromethane	ND	5.0
Acetone	ND	20
Freon 113	ND	5.0
1,1-Dichloroethene	ND	5.0
Methylene Chloride	ND	20
Carbon Disulfide	ND	5.0
MTBE	ND	5.0
trans-1,2-Dichloroethene	ND	5.0
Vinyl Acetate	ND	50
1,1-Dichloroethane	ND	5.0
2-Butanone	ND	10
cis-1,2-Dichloroethene	ND	5.0
2,2-Dichloropropane	ND	5.0
Chloroform	ND	5.0
Bromochloromethane	ND	5.0
1,1,1-Trichloroethane	ND	5.0
1,1-Dichloropropene	ND	5.0
Carbon Tetrachloride	ND	5.0
1,2-Dichloroethane	ND	5.0
Benzene	ND	5.0
Trichloroethene	ND	5.0
1,2-Dichloropropane	ND	5.0
Bromodichloromethane	ND	5.0
Dibromomethane	ND	5.0
4-Methyl-2-Pentanone	ND	10
cis-1,3-Dichloropropene	ND	5.0
Toluene	ND	5.0
trans-1,3-Dichloropropene	ND	5.0
1,1,2-Trichloroethane	ND	5.0
2-Hexanone	ND	10
1,3-Dichloropropane	ND	5.0
Tetrachloroethene	ND	5.0

ND= Not Detected

RL= Reporting Limit

Batch QC Report

Purgeable Organics by GC/MS			
Lab #:	267568	Location:	FMW - Horton Street UST
Client:	Erler & Kalinowski, Inc.	Prep:	EPA 5035
Project#:	B20006.00 T7	Analysis:	EPA 8260B
Type:	BLANK	Diln Fac:	1.000
Lab ID:	QC792217	Batch#:	224237
Matrix:	Soil	Analyzed:	06/18/15
Units:	ug/Kg		

Analyte	Result	RL
Dibromochloromethane	ND	5.0
1,2-Dibromoethane	ND	5.0
Chlorobenzene	ND	5.0
1,1,1,2-Tetrachloroethane	ND	5.0
Ethylbenzene	ND	5.0
m,p-Xylenes	ND	5.0
o-Xylene	ND	5.0
Styrene	ND	5.0
Bromoform	ND	5.0
Isopropylbenzene	ND	5.0
1,1,2,2-Tetrachloroethane	ND	5.0
1,2,3-Trichloropropane	ND	5.0
Propylbenzene	ND	5.0
Bromobenzene	ND	5.0
1,3,5-Trimethylbenzene	ND	5.0
2-Chlorotoluene	ND	5.0
4-Chlorotoluene	ND	5.0
tert-Butylbenzene	ND	5.0
1,2,4-Trimethylbenzene	ND	5.0
sec-Butylbenzene	ND	5.0
para-Isopropyl Toluene	ND	5.0
1,3-Dichlorobenzene	ND	5.0
1,4-Dichlorobenzene	ND	5.0
n-Butylbenzene	ND	5.0
1,2-Dichlorobenzene	ND	5.0
1,2-Dibromo-3-Chloropropane	ND	5.0
1,2,4-Trichlorobenzene	ND	5.0
Hexachlorobutadiene	ND	5.0
Naphthalene	ND	5.0
1,2,3-Trichlorobenzene	ND	5.0

Surrogate	%REC	Limits
Dibromofluoromethane	108	78-134
1,2-Dichloroethane-d4	104	80-138
Toluene-d8	101	80-120
Bromofluorobenzene	111	78-123

ND= Not Detected

RL= Reporting Limit

Batch QC Report

Purgeable Organics by GC/MS			
Lab #:	267568	Location:	FMW - Horton Street UST
Client:	Erler & Kalinowski, Inc.	Prep:	EPA 5035
Project#:	B20006.00 T7	Analysis:	EPA 8260B
Matrix:	Soil	Batch#:	224239
Units:	ug/Kg	Analyzed:	06/18/15
Diln Fac:	1.000		

Type: BS Lab ID: QC792221

Analyte	Spiked	Result	%REC	Limits
1,1-Dichloroethene	25.00	23.85	95	70-134
Benzene	25.00	24.12	96	80-123
Trichloroethene	25.00	21.87	87	80-128
Toluene	25.00	24.50	98	80-120
Chlorobenzene	25.00	26.34	105	80-123

Surrogate	%REC	Limits
Dibromofluoromethane	104	78-134
1,2-Dichloroethane-d4	116	80-138
Toluene-d8	99	80-120
Bromofluorobenzene	91	78-123

Type: BSD Lab ID: QC792222

Analyte	Spiked	Result	%REC	Limits	RPD	Lim
1,1-Dichloroethene	25.00	24.52	98	70-134	3	22
Benzene	25.00	23.99	96	80-123	1	21
Trichloroethene	25.00	21.73	87	80-128	1	23
Toluene	25.00	24.17	97	80-120	1	20
Chlorobenzene	25.00	25.10	100	80-123	5	20

Surrogate	%REC	Limits
Dibromofluoromethane	100	78-134
1,2-Dichloroethane-d4	118	80-138
Toluene-d8	96	80-120
Bromofluorobenzene	96	78-123

RPD= Relative Percent Difference

Batch QC Report

Purgeable Organics by GC/MS			
Lab #:	267568	Location:	FMW - Horton Street UST
Client:	Erler & Kalinowski, Inc.	Prep:	EPA 5035
Project#:	B20006.00 T7	Analysis:	EPA 8260B
Type:	BLANK	Diln Fac:	1.000
Lab ID:	QC792223	Batch#:	224239
Matrix:	Soil	Analyzed:	06/18/15
Units:	ug/Kg		

Analyte	Result	RL
Freon 12	ND	10
Chloromethane	ND	10
Vinyl Chloride	ND	10
Bromomethane	ND	10
Chloroethane	ND	10
Trichlorofluoromethane	ND	5.0
Acetone	ND	20
Freon 113	ND	5.0
1,1-Dichloroethene	ND	5.0
Methylene Chloride	ND	20
Carbon Disulfide	ND	5.0
MTBE	ND	5.0
trans-1,2-Dichloroethene	ND	5.0
Vinyl Acetate	ND	50
1,1-Dichloroethane	ND	5.0
2-Butanone	ND	10
cis-1,2-Dichloroethene	ND	5.0
2,2-Dichloropropane	ND	5.0
Chloroform	ND	5.0
Bromochloromethane	ND	5.0
1,1,1-Trichloroethane	ND	5.0
1,1-Dichloropropene	ND	5.0
Carbon Tetrachloride	ND	5.0
1,2-Dichloroethane	ND	5.0
Benzene	ND	5.0
Trichloroethene	ND	5.0
1,2-Dichloropropane	ND	5.0
Bromodichloromethane	ND	5.0
Dibromomethane	ND	5.0
4-Methyl-2-Pentanone	ND	10
cis-1,3-Dichloropropene	ND	5.0
Toluene	ND	5.0
trans-1,3-Dichloropropene	ND	5.0
1,1,2-Trichloroethane	ND	5.0
2-Hexanone	ND	10
1,3-Dichloropropane	ND	5.0
Tetrachloroethene	ND	5.0

ND= Not Detected

RL= Reporting Limit

Batch QC Report

Purgeable Organics by GC/MS			
Lab #:	267568	Location:	FMW - Horton Street UST
Client:	Erler & Kalinowski, Inc.	Prep:	EPA 5035
Project#:	B20006.00 T7	Analysis:	EPA 8260B
Type:	BLANK	Diln Fac:	1.000
Lab ID:	QC792223	Batch#:	224239
Matrix:	Soil	Analyzed:	06/18/15
Units:	ug/Kg		

Analyte	Result	RL
Dibromochloromethane	ND	5.0
1,2-Dibromoethane	ND	5.0
Chlorobenzene	ND	5.0
1,1,1,2-Tetrachloroethane	ND	5.0
Ethylbenzene	ND	5.0
m,p-Xylenes	ND	5.0
o-Xylene	ND	5.0
Styrene	ND	5.0
Bromoform	ND	5.0
Isopropylbenzene	ND	5.0
1,1,2,2-Tetrachloroethane	ND	5.0
1,2,3-Trichloropropane	ND	5.0
Propylbenzene	ND	5.0
Bromobenzene	ND	5.0
1,3,5-Trimethylbenzene	ND	5.0
2-Chlorotoluene	ND	5.0
4-Chlorotoluene	ND	5.0
tert-Butylbenzene	ND	5.0
1,2,4-Trimethylbenzene	ND	5.0
sec-Butylbenzene	ND	5.0
para-Isopropyl Toluene	ND	5.0
1,3-Dichlorobenzene	ND	5.0
1,4-Dichlorobenzene	ND	5.0
n-Butylbenzene	ND	5.0
1,2-Dichlorobenzene	ND	5.0
1,2-Dibromo-3-Chloropropane	ND	5.0
1,2,4-Trichlorobenzene	ND	5.0
Hexachlorobutadiene	ND	5.0
Naphthalene	ND	5.0
1,2,3-Trichlorobenzene	ND	5.0

Surrogate	%REC	Limits
Dibromofluoromethane	104	78-134
1,2-Dichloroethane-d4	116	80-138
Toluene-d8	91	80-120
Bromofluorobenzene	95	78-123

ND= Not Detected

RL= Reporting Limit

Batch QC Report

Purgeable Organics by GC/MS			
Lab #:	267568	Location:	FMW - Horton Street UST
Client:	Erler & Kalinowski, Inc.	Prep:	EPA 5030B
Project#:	B20006.00 T7	Analysis:	EPA 8260B
Field ID:	ZZZZZZZZZZ	Batch#:	224239
MSS Lab ID:	267562-003	Sampled:	06/17/15
Matrix:	Soil	Received:	06/17/15
Units:	ug/Kg	Analyzed:	06/18/15
Basis:	as received		

Type: MS Diln Fac: 0.9823
 Lab ID: QC792245

Analyte	MSS Result	Spiked	Result	%REC	Limits
1,1-Dichloroethene	<1.265	49.12	55.11	112	56-133
Benzene	<0.6859	49.12	51.06	104	57-120
Trichloroethene	<0.7405	49.12	50.69	103	49-145
Toluene	<0.4616	49.12	51.26	104	51-120
Chlorobenzene	<0.3488	49.12	47.56	97	47-120

Surrogate	%REC	Limits
Dibromofluoromethane	103	78-134
1,2-Dichloroethane-d4	108	80-138
Toluene-d8	98	80-120
Bromofluorobenzene	99	78-123

Type: MSD Diln Fac: 0.9747
 Lab ID: QC792246

Analyte	Spiked	Result	%REC	Limits	RPD	Lim
1,1-Dichloroethene	48.73	50.96	105	56-133	7	46
Benzene	48.73	50.59	104	57-120	0	44
Trichloroethene	48.73	48.75	100	49-145	3	46
Toluene	48.73	49.44	101	51-120	3	47
Chlorobenzene	48.73	46.96	96	47-120	0	50

Surrogate	%REC	Limits
Dibromofluoromethane	101	78-134
1,2-Dichloroethane-d4	111	80-138
Toluene-d8	94	80-120
Bromofluorobenzene	95	78-123

RPD= Relative Percent Difference

California Title 22 Metals			
Lab #:	267568	Project#:	B20006.00 T7
Client:	Erler & Kalinowski, Inc.	Location:	FMW - Horton Street UST
Field ID:	HUST-DISP	Basis:	as received
Lab ID:	267568-001	Sampled:	06/17/15
Matrix:	Soil	Received:	06/17/15
Units:	mg/Kg	Analyzed:	06/18/15

Analyte	Result	RL	Diln Fac	Batch#	Prepared	Prep	Analysis
Antimony	2.0	0.25	25.00	224208	06/17/15	EPA 3050B	EPA 6020
Arsenic	4.8	0.25	25.00	224208	06/17/15	EPA 3050B	EPA 6020
Barium	160	0.25	25.00	224208	06/17/15	EPA 3050B	EPA 6020
Beryllium	0.47	0.25	25.00	224208	06/17/15	EPA 3050B	EPA 6020
Cadmium	1.3	0.25	25.00	224208	06/17/15	EPA 3050B	EPA 6020
Chromium	42	0.25	25.00	224208	06/17/15	EPA 3050B	EPA 6020
Cobalt	11	0.25	25.00	224208	06/17/15	EPA 3050B	EPA 6020
Copper	72	0.25	25.00	224208	06/17/15	EPA 3050B	EPA 6020
Lead	40	0.25	25.00	224208	06/17/15	EPA 3050B	EPA 6020
Mercury	0.28	0.016	1.000	224224	06/18/15	METHOD	EPA 7471A
Molybdenum	0.77	0.25	25.00	224208	06/17/15	EPA 3050B	EPA 6020
Nickel	45	0.25	25.00	224208	06/17/15	EPA 3050B	EPA 6020
Selenium	0.26	0.25	25.00	224208	06/17/15	EPA 3050B	EPA 6020
Silver	ND	0.25	25.00	224208	06/17/15	EPA 3050B	EPA 6020
Thallium	ND	0.25	25.00	224208	06/17/15	EPA 3050B	EPA 6020
Vanadium	33	0.25	25.00	224208	06/17/15	EPA 3050B	EPA 6020
Zinc	110	0.99	25.00	224208	06/17/15	EPA 3050B	EPA 6020

ND= Not Detected
 RL= Reporting Limit

Batch QC Report

California Title 22 Metals			
Lab #:	267568	Location:	FMW - Horton Street UST
Client:	Erler & Kalinowski, Inc.	Prep:	EPA 3050B
Project#:	B20006.00 T7	Analysis:	EPA 6020
Type:	BLANK	Diln Fac:	25.00
Lab ID:	QC792099	Batch#:	224208
Matrix:	Soil	Prepared:	06/17/15
Units:	mg/Kg	Analyzed:	06/18/15

Analyte	Result	RL
Antimony	ND	0.25
Arsenic	ND	0.25
Barium	ND	0.25
Beryllium	ND	0.25
Cadmium	ND	0.25
Chromium	ND	0.25
Cobalt	ND	0.25
Copper	ND	0.25
Lead	ND	0.25
Molybdenum	ND	0.25
Nickel	ND	0.25
Selenium	ND	0.25
Silver	ND	0.25
Thallium	ND	0.25
Vanadium	ND	0.25
Zinc	ND	1.0

ND= Not Detected

RL= Reporting Limit

Batch QC Report

California Title 22 Metals			
Lab #:	267568	Location:	FMW - Horton Street UST
Client:	Erler & Kalinowski, Inc.	Prep:	EPA 3050B
Project#:	B20006.00 T7	Analysis:	EPA 6020
Matrix:	Soil	Batch#:	224208
Units:	mg/Kg	Prepared:	06/17/15
Diln Fac:	25.00	Analyzed:	06/18/15

Type: BS Lab ID: QC792100

Analyte	Spiked	Result	%REC	Limits
Antimony	25.00	23.96	96	80-120
Arsenic	25.00	25.75	103	80-121
Barium	25.00	24.81	99	80-121
Beryllium	25.00	25.20	101	80-120
Cadmium	25.00	25.25	101	80-120
Chromium	25.00	25.99	104	80-131
Cobalt	25.00	25.85	103	80-132
Copper	25.00	26.78	107	80-137
Lead	25.00	24.51	98	80-125
Molybdenum	25.00	24.64	99	80-120
Nickel	25.00	26.06	104	77-141
Selenium	25.00	23.88	96	80-129
Silver	25.00	25.41	102	80-122
Thallium	25.00	22.06	88	80-120
Vanadium	25.00	26.24	105	80-128
Zinc	25.00	26.45	106	80-133

Type: BSD Lab ID: QC792101

Analyte	Spiked	Result	%REC	Limits	RPD	Lim
Antimony	25.00	24.53	98	80-120	2	20
Arsenic	25.00	25.71	103	80-121	0	21
Barium	25.00	25.11	100	80-121	1	20
Beryllium	25.00	25.40	102	80-120	1	20
Cadmium	25.00	25.00	100	80-120	1	20
Chromium	25.00	26.19	105	80-131	1	25
Cobalt	25.00	25.99	104	80-132	1	24
Copper	25.00	26.93	108	80-137	1	27
Lead	25.00	24.69	99	80-125	1	20
Molybdenum	25.00	24.70	99	80-120	0	20
Nickel	25.00	26.29	105	77-141	1	29
Selenium	25.00	25.15	101	80-129	5	22
Silver	25.00	25.38	102	80-122	0	20
Thallium	25.00	22.10	88	80-120	0	20
Vanadium	25.00	26.20	105	80-128	0	24
Zinc	25.00	26.50	106	80-133	0	23

RPD= Relative Percent Difference

Batch QC Report

California Title 22 Metals			
Lab #:	267568	Location:	FMW - Horton Street UST
Client:	Erler & Kalinowski, Inc.	Prep:	EPA 3050B
Project#:	B20006.00 T7	Analysis:	EPA 6020
Field ID:	ZZZZZZZZZZ	Batch#:	224208
MSS Lab ID:	267454-007	Sampled:	06/12/15
Matrix:	Soil	Received:	06/12/15
Units:	mg/Kg	Prepared:	06/17/15
Basis:	as received		

Type: MS Lab ID: QC792102

Analyte	MSS Result	Spiked	Result	%REC	Limits	Diln	Fac	Analyzed
Antimony	2.329	24.75	5.803	14 *	21-120	25.00		06/18/15
Arsenic	9.032	24.75	32.81	96	75-122	25.00		06/18/15
Barium	136.9	24.75	180.7	177 NM	54-148	25.00		06/18/15
Beryllium	0.1840	24.75	24.94	100	80-120	25.00		06/18/15
Cadmium	0.7510	24.75	25.57	100	80-120	25.00		06/18/15
Chromium	4,970	24.75	264.6	-19011 NM	60-158	2,500		06/19/15
Cobalt	61.71	24.75	52.00	-39 *	73-142	25.00		06/18/15
Copper	181.7	24.75	243.3	249 NM	59-150	25.00		06/18/15
Lead	229.3	24.75	140.6	-358 NM	68-137	25.00		06/18/15
Molybdenum	4.757	24.75	26.29	87	71-120	25.00		06/18/15
Nickel	4,688	24.75	521.2	-16834 NM	57-161	2,500		06/19/15
Selenium	0.2758	24.75	23.23	93	75-128	25.00		06/18/15
Silver	0.4690	24.75	24.68	98	77-120	25.00		06/18/15
Thallium	0.07155	24.75	21.84	88	76-120	25.00		06/18/15
Vanadium	68.70	24.75	83.34	59 *	65-150	25.00		06/18/15
Zinc	241.8	24.75	266.2	NM	44-158	2,500		06/19/15

Type: MSD Lab ID: QC792103

Analyte	Spiked	Result	%REC	Limits	RPD	Lim	Diln	Fac	Analyzed
Antimony	24.04	6.169	16 *	21-120	9	29	25.00		06/18/15
Arsenic	24.04	29.18	84	75-122	10	24	25.00		06/18/15
Barium	24.04	213.0	316 NM	54-148	17	28	25.00		06/18/15
Beryllium	24.04	23.70	98	80-120	2	20	25.00		06/18/15
Cadmium	24.04	24.18	97	80-120	3	20	25.00		06/18/15
Chromium	24.04	204.1	-19827 NM	60-158	26	36	2,500		06/19/15
Cobalt	24.04	44.04	-74 *	73-142	16	34	25.00		06/18/15
Copper	24.04	206.3	102 NM	59-150	16	52	25.00		06/18/15
Lead	24.04	227.9	-6 NM	68-137	48 *	32	25.00		06/18/15
Molybdenum	24.04	23.10	76	71-120	10	20	25.00		06/18/15
Nickel	24.04	359.3	-18008 NM	57-161	37	47	2,500		06/19/15
Selenium	24.04	22.56	93	75-128	0	20	25.00		06/18/15
Silver	24.04	23.17	94	77-120	3	20	25.00		06/18/15
Thallium	24.04	20.48	85	76-120	4	20	25.00		06/18/15
Vanadium	24.04	81.24	52 *	65-150	2	28	25.00		06/18/15
Zinc	24.04	279.9	NM	44-158	5	33	2,500		06/19/15

*= Value outside of QC limits; see narrative

NM= Not Meaningful: Sample concentration > 4X spike concentration

RPD= Relative Percent Difference

Batch QC Report

California Title 22 Metals			
Lab #:	267568	Location:	FMW - Horton Street UST
Client:	Erler & Kalinowski, Inc.	Prep:	METHOD
Project#:	B20006.00 T7	Analysis:	EPA 7471A
Analyte:	Mercury	Diln Fac:	1.000
Type:	BLANK	Batch#:	224224
Lab ID:	QC792166	Prepared:	06/18/15
Matrix:	Soil	Analyzed:	06/18/15
Units:	mg/Kg		

Result	RL
ND	0.017

ND= Not Detected
 RL= Reporting Limit

Batch QC Report

California Title 22 Metals			
Lab #:	267568	Location:	FMW - Horton Street UST
Client:	Erler & Kalinowski, Inc.	Prep:	METHOD
Project#:	B20006.00 T7	Analysis:	EPA 7471A
Analyte:	Mercury	Batch#:	224224
Matrix:	Soil	Prepared:	06/18/15
Units:	mg/Kg	Analyzed:	06/18/15
Diln Fac:	1.000		

Type	Lab ID	Spiked	Result	%REC	Limits	RPD	Lim
BS	QC792167	0.2083	0.2027	97	80-120		
BSD	QC792168	0.2083	0.2077	100	80-120	2	20

RPD= Relative Percent Difference

Batch QC Report

California Title 22 Metals			
Lab #:	267568	Location:	FMW - Horton Street UST
Client:	Erler & Kalinowski, Inc.	Prep:	METHOD
Project#:	B20006.00 T7	Analysis:	EPA 7471A
Analyte:	Mercury	Diln Fac:	1.000
Field ID:	ZZZZZZZZZZ	Batch#:	224224
MSS Lab ID:	267561-001	Sampled:	06/17/15
Matrix:	Soil	Received:	06/17/15
Units:	mg/Kg	Prepared:	06/18/15
Basis:	as received	Analyzed:	06/18/15

Type	Lab ID	MSS Result	Spiked	Result	%REC	Limits	RPD	Lim
MS	QC792169	0.08335	0.2273	0.3347	111	69-142		
MSD	QC792170		0.1923	0.2786	102	69-142	6	36

RPD= Relative Percent Difference

Underground Storage Tank Closure Report
5679 Horton Street, Emeryville, California

Attachment 2
Waste Manifests

CERTIFICATE
CERTIFIED SERVICES COMPANY

255 Parr Boulevard · Richmond, California 94801
Phone # 510-235-1393

CUSTOMER: CORNERSTONE ENVIRONMENTAL

JOB NO: 52T4941

GENERATOR: CITY OF EMERYVILLE AS THE SUCCESSOR AGENCY TO THE EMERYVILLE REDEVELOPMENT AGENCY

5679 HORTON STREET EMERYVILLE CA 94608

FOR: ECOLOGY CONTROL INDUSTRIES

TANK NO.: 34655

LOCATION: RICHMOND

DATE: 06/30/2015

LAST PRODUCT: DIESEL

TEST METHOD: VISUAL GASTECH/1314 SMPN

This is to certify that I have personally determined that this is in accordance with the American Petroleum Institute and have found the condition to be in accordance with its assigned designation. This certificate is based on conditions existing at the time the inspection herein set forth was completed and is issued subject to compliance with all qualifications and instructions.

TANK SIZE: 1,000 GALLONS

CONDITION: SAFE FOR FIRE

REMARKS:

OXYGEN 20.9% LOWER EXPLOSIVE LIMIT LESS THAN 0.1% ECOLOGY CONTROL INDUSTRIES

HEREBY CERTIFIES THAT THE ABOVE NUMBERED TANK HAS BEEN CUT OPEN, PROCESSED

AND THEREFORE, DESTROYED AT OUR PERMITTED HAZARDOUS WASTE FACILITY.

ECOLOGY CONTROL INDUSTRIES HAS THE APPROPRIATE PERMITS FOR AND HAS ACCEPTED

THE TANK SHIPPED TO US FOR PROCESSING.


In the event of any physical or atmospheric changes affecting the gas-free conditions of the above tanks, or it in any doubt, immediately stop all hot work and contact the undersigned. This permit is valid for 24 hours if no physical or atmospheric changes occur.

STANDARD SAFETY DESIGNATION


SAFE FOR MEN: Means that in the compartment or space so designated (a) The oxygen content of the atmosphere is at least 19.5 percent by volume; and that (b) Toxic materials in the atmosphere are within permissible concentrations; and (c) In the judgment of the Inspector's certificate.

SAFE FOR FIRE: Means that in the compartment so designated (a) The concentration of flammable materials in the atmosphere is below 10 percent of the lower explosive limit; and that (b) in the judgment of the Inspector, the residues are not capable of producing a higher concentration that permitted under existing atmospheric conditions in the presence of fire and while maintained as directed on the Inspector's certificate, and further, (c) All adjacent spaces have either been cleaned sufficiently to prevent the spread of fire, are satisfactorily inerted, or in the case of fuel tanks, have been treated as deemed necessary by the Inspector.

The undersigned representative acknowledges receipt of this certificate and understands the conditions and limitations under which it was issued.


REPRESENTATIVE

TITLE


INSPECTOR

UNIFORM HAZARDOUS WASTE MANIFEST		1. Generator ID Number CAD981390750	2. Page 1 of	3. Emergency Response Phone 510-235-1393	4. Manifest Tracking Number 013897060 JJK	
5. Generator's Name and Mailing Address CITY OF EMERYVILLE AS THE SUCCESSOR AGENCY TO THE EMERYVILLE REDEVELOPMENT AGENCY 1333 PARK ST EMERYVILLE, CA 94608 Generator's Phone: 510-596-4381				Generator's Site Address (if different than mailing address) 5879 HORTON ST EMERYVILLE, CA 94608		
6. Transporter 1 Company Name ECOLOGY CONTROL INDUSTRIES				U.S. EPA ID Number CAD982030173		
7. Transporter 2 Company Name				U.S. EPA ID Number		
8. Designated Facility Name and Site Address ECOLOGY CONTROL INDUSTRIES 255 PARR BOULEVARD RICHMOND, CA 94801 Facility's Phone: 510-235-1393				U.S. EPA ID Number CAD009466392		
9a. HM	9b. U.S. DOT Description (including Proper Shipping Name, Hazard Class, ID Number, and Packing Group (if any))	10. Containers		11. Total Quantity	12. Unit Wt./Vol.	13. Waste Codes
		No.	Type			
1.	NON-RCRA HAZARDOUS WASTE SOLID (EMPTY STORAGE TANK)	001	TP	500	P	512
2.				0		
3.				0		
4.				0		
14. Special Handling Instructions and Additional Information ECI JOB # 52T4941 TANK #34855 WEAR PROPER PPE WHEN HANDLING // WEIGHTS AND VOLUMES ARE APPROXIMATE						
15. GENERATOR'S/OFFEROR'S CERTIFICATION: I hereby declare that the contents of this consignment are fully and accurately described above by the proper shipping name, and are classified, packaged, marked and labeled/placarded, and are in all respects in proper condition for transport according to applicable international and national governmental regulations. If export shipment and I am the Primary Exporter, I certify that the contents of this consignment conform to the terms of the attached EPA Acknowledgment of Consent. I certify that the waste minimization statement identified in 40 CFR 262.27(a) (if I am a large quantity generator) or (b) (if I am a small quantity generator) is true.						
Generator's/Offeror's Printed/Typed Name Michael Biddle				Signature <i>Michael Biddle</i>		Month Day Year 06 17 15
16. International Shipments <input type="checkbox"/> Import to U.S. <input type="checkbox"/> Export from U.S. Port of entry/exit: _____ Date leaving U.S.: _____						
17. Transporter Acknowledgment of Receipt of Materials						
Transporter 1 Printed/Typed Name BILL MARSKE				Signature <i>Bill Marske</i>		Month Day Year 6 17 15
Transporter 2 Printed/Typed Name				Signature		Month Day Year
18. Discrepancy						
18a. Discrepancy Indication Space <input type="checkbox"/> Quantity <input type="checkbox"/> Type <input type="checkbox"/> Residue <input type="checkbox"/> Partial Rejection <input type="checkbox"/> Full Rejection						
Manifest Reference Number:						
18b. Alternate Facility (or Generator)				U.S. EPA ID Number		
Facility's Phone:						
18c. Signature of Alternate Facility (or Generator)						Month Day Year
19. Hazardous Waste Report Management Method Codes (i.e., codes for hazardous waste treatment, disposal, and recycling systems)						
1.	2.	3.	4.			
H129						
20. Designated Facility Owner or Operator: Certification of receipt of hazardous materials covered by the manifest except as noted in Item 18a						
Printed/Typed Name Shon Spence				Signature <i>Shon Spence</i>		Month Day Year 6 17 15

UNIFORM HAZARDOUS WASTE MANIFEST		1. Generator ID Number <i>CAD081394760</i>	2. Page 1 of <i>1</i>	3. Emergency Response Phone <i>(800) 424-9300</i>		4. Manifest Tracking Number 014647552 JJK				
		5. Generator's Name and Mailing Address <i>City of Emeryville as the Successor Agency to the Emeryville Redevelopment Agency</i> 1333 PARK AVE EMERYVILLE CA 94608 Generator's Phone: <i>925 324-0560</i>			Generator's Site Address (if different than mailing address) <i>Former Marchant/Whitney Site</i> 5679 HORTON STREET EMERYVILLE CA 94600					
6. Transporter 1 Company Name <i>ASBURY ENVIRONMENTAL SERVICES</i>					U.S. EPA ID Number <i>CAD020277036</i>					
7. Transporter 2 Company Name					U.S. EPA ID Number					
8. Designated Facility Name and Site Address <i>WEMENHO / KERDOON</i> 2000 NORTH ALAMEDA STREET COMPTON CA 90222 Facility's Phone: <i>(310) 537-7100</i>					U.S. EPA ID Number <i>CAT080013352</i>					
GENERATOR	9a. HM	9b. U.S. DOT Description (including Proper Shipping Name, Hazard Class, ID Number, and Packing Group (if any))			10. Containers		11. Total Quantity	12. Unit Wt./Vol.	13. Waste Codes	
		1. <i>NON-RCRA HAZARDOUS WASTE, LIQUID (OILY WATER)</i>			<i>001 TT</i>		<i>800</i>	<i>G</i>	<i>222</i>	
		2.								
		3.								
		4.								
14. Special Handling Instructions and Additional Information <i>HAERG# 981 : 171 * PROFILE # 981 : ACE * EMERGENCY CONTACT: CHEMTREC 1-800-424-9300 *** AUTOMOTIVE CLARIFIER PROGRAM *** - APPROPRIATE PERSONAL PROTECTIVE EQUIPMENT</i>										
15. GENERATOR'S/OFFEROR'S CERTIFICATION: I hereby declare that the contents of this consignment are fully and accurately described above by the proper shipping name, and are classified, packaged, marked and labeled/placarded, and are in all respects in proper condition for transport according to applicable international and national governmental regulations. If export shipment and I am the Primary Exporter, I certify that the contents of this consignment conform to the terms of the attached EPA Acknowledgment of Consent. I certify that the waste minimization statement identified in 40 CFR 262.27(a) (if I am a large quantity generator) or (b) (if I am a small quantity generator) is true.										
Generator's/Offoror's Printed/Typed Name <i>Michael Bidale</i>				Signature <i>[Signature]</i>				Month Day Year		
16. International Shipments <input type="checkbox"/> Import to U.S. <input type="checkbox"/> Export from U.S. Port of entry/exit: _____ Date leaving U.S.: _____										
17. Transporter Acknowledgment of Receipt of Materials										
Transporter 1 Printed/Typed Name <i>[Name]</i>				Signature <i>[Signature]</i>				Month Day Year <i>06 16 15</i>		
Transporter 2 Printed/Typed Name				Signature				Month Day Year		
18. Discrepancy										
18a. Discrepancy Indication Space <input type="checkbox"/> Quantity <input type="checkbox"/> Type <input type="checkbox"/> Residue <input type="checkbox"/> Partial Rejection <input type="checkbox"/> Full Rejection										
Manifest Reference Number: _____										
18b. Alternate Facility (or Generator) U.S. EPA ID Number										
Facility's Phone: _____										
18c. Signature of Alternate Facility (or Generator) Month Day Year										
19. Hazardous Waste Report Management Method Codes (i.e., codes for hazardous waste treatment, disposal, and recycling systems)										
1.			2.			3.			4.	
20. Designated Facility Owner or Operator: Certification of receipt of hazardous materials covered by the manifest except as noted in Item 18a										
Printed/Typed Name				Signature				Month Day Year		

UNIFORM HAZARDOUS WASTE MANIFEST		1. Generator ID Number CAD 9E1390750	2. Page 1 of 1	3. Emergency Response Phone (800) 424-9300	4. Manifest Tracking Number 011468402 JJK		
5. Generator's Name and Mailing Address City of Emeryville as the Successor Agency to the Emeryville Redevelopment Agency 1333 Park Ave, Emeryville, CA 94608				Generator's Site Address (if different than mailing address) 5679 Horton St Emeryville, CA 94608			
Generator's Phone: 925-329-0560		6. Transporter 1 Company Name ASBURY ENVIRONMENTAL SERVICES		U.S. EPA ID Number CAD028277036			
7. Transporter 2 Company Name				U.S. EPA ID Number			
8. Designated Facility Name and Site Address DEMENNO / KERDOON 2000 NORTH ALAMEDA STREET COMPTON CA 90222				U.S. EPA ID Number CAT080013352			
Facility's Phone: (310)537-7100							
9a. HM	9b. U.S. DOT Description (including Proper Shipping Name, Hazard Class, ID Number, and Packing Group (if any))	10. Containers		11. Total Quantity	12. Unit Wt./Vol.	13. Waste Codes	
		No.	Type				
1.	NON-RCRA HAZARDOUS WASTE, LIQUID (OILY WATER)	001	TT		G	223	
2.							
3.							
4.							
14. Special Handling Instructions and Additional Information NAERG# 9B1: 171 * PROFILE # 9B1: ACP * EMERGENCY CONTACT: CHEMTREC, 1-800-424-9300 *** AUTOMOTIVE CLARIFIER PROGRAM *** * ADDITIONAL EPA CODES: 9B1: NONE * APPROPRIATE PERSONAL PROTECTIVE EQUIPMENT							
15. GENERATOR'S/OFFEROR'S CERTIFICATION: I hereby declare that the contents of this consignment are fully and accurately described above by the proper shipping name, and are classified, packaged, marked and labeled/placarded, and are in all respects in proper condition for transport according to applicable international and national governmental regulations. If export shipment and I am the Primary Exporter, I certify that the contents of this consignment conform to the terms of the attached EPA Acknowledgment of Consent. I certify that the waste minimization statement identified in 40 CFR 262.27(a) (if I am a large quantity generator) or (b) (if I am a small quantity generator) is true.							
Generator's/Offeror's Printed/Typed Name Michael E. Little				Signature <i>[Signature]</i>		Month Day Year 06/17/15	
16. International Shipments <input type="checkbox"/> Import to U.S. <input type="checkbox"/> Export from U.S. Port of entry/exit: _____ Date leaving U.S.: _____							
17. Transporter Acknowledgment of Receipt of Materials							
Transporter 1 Printed/Typed Name				Signature		Month Day Year	
Transporter 2 Printed/Typed Name				Signature		Month Day Year	
18. Discrepancy							
18a. Discrepancy Indication Space <input type="checkbox"/> Quantity <input type="checkbox"/> Type <input type="checkbox"/> Residue <input type="checkbox"/> Partial Rejection <input type="checkbox"/> Full Rejection							
Manifest Reference Number: _____							
18b. Alternate Facility (or Generator)				U.S. EPA ID Number			
Facility's Phone: _____							
18c. Signature of Alternate Facility (or Generator)						Month Day Year	
19. Hazardous Waste Report Management Method Codes (i.e., codes for hazardous waste treatment, disposal, and recycling systems)							
1.		2.		3.		4.	
20. Designated Facility Owner or Operator: Certification of receipt of hazardous materials covered by the manifest except as noted in Item 18a							
Printed/Typed Name				Signature		Month Day Year	

GENERATOR	NON-HAZARDOUS WASTE MANIFEST	1. Generator ID Number N/A	2. Page 1 of 1	3. Emergency Response Phone 888-375-5336	4. Waste Tracking Number BTI 01001	
	5. Generator's Name and Mailing Address City of Emeryville, Successor Agency to Emeryville Redevelopment Agency 1333 Park Ave Emeryville, CA 94608 510-506-4300			Generator's Site Address (if different than mailing address) 5679 Horton Street Emeryville, CA 94608		
6. Transporter 1 Company Name Bradley Tanks, Inc			U.S. EPA ID Number CAR000224568			
7. Transporter 2 Company Name			U.S. EPA ID Number			
8. Designated Facility Name and Site Address Hay Road Landfill 6426 Hay Road Vacaville, CA 95687 707-678-4718			U.S. EPA ID Number N/A			
9. Waste Shipping Name and Description			10. Containers		11. Total Quantity	12. Unit Wt./Vol.
			No.	Type		
1. Non-Hazardous Soil			1	CM	13	Y
2.						
3.						
4.						
13. Special Handling Instructions and Additional Information Approval # _____ Emergency Acct # BR31029 EPA PSS 201						
14. GENERATOR'S/OFFEROR'S CERTIFICATION: I hereby declare that the contents of this consignment are fully and accurately described above by the proper shipping name, and are classified, packaged, marked and labeled/placarded, and are in all respects in proper condition for transport according to applicable international and national governmental regulations.						
Generator's/Offoror's Printed/Typed Name Michael Siddle			Signature <i>[Signature]</i>		Month 6	Day 29
Year 11						
TRANSPORTER INT'L	15. International Shipments <input type="checkbox"/> Import to U.S. <input type="checkbox"/> Export from U.S. Port of entry/exit: _____ Date leaving U.S.: _____					
	16. Transporter Acknowledgment of Receipt of Materials					
Transporter 1 Printed/Typed Name Joe Miller			Signature <i>[Signature]</i>		Month 6	Day 29
Year 11						
Transporter 2 Printed/Typed Name			Signature		Month	Day
Year						
DESIGNATED FACILITY	17. Discrepancy					
	17a. Discrepancy Indication Space <input type="checkbox"/> Quantity <input type="checkbox"/> Type <input type="checkbox"/> Residue <input type="checkbox"/> Partial Rejection <input type="checkbox"/> Full Rejection					
	Manifest Reference Number: _____					
17b. Alternate Facility (or Generator)			U.S. EPA ID Number			
Facility's Phone: _____						
17c. Signature of Alternate Facility (or Generator)			Signature		Month	Day
Year						
18. Designated Facility Owner or Operator: Certification of receipt of materials covered by the manifest except as noted in Item 17a						
Printed/Typed Name			Signature		Month	Day
Year						

NON-HAZARDOUS WASTE MANIFEST

1. Generator ID Number

N/A

2. Page 1 of

1

3. Emergency Response Phone

888-375-5336

4. Waste Tracking Number

BIT 01002

5. Generator's Name and Mailing Address

City of Emeryville, Successor Agency to
Emeryville Redevelopment Agency
1333 Park Ave
Emeryville, CA 94608 510-596-4300

Generator's Site Address (if different than mailing address)

5679 Horton Street
Emeryville, CA 94608

Generator's Phone:

6. Transporter 1 Company Name

Bradley Tanks, Inc.

U.S. EPA ID Number

CAR000224568

7. Transporter 2 Company Name

U.S. EPA ID Number

8. Designated Facility Name and Site Address

Hay Road Landfill
6426 Hay Road

U.S. EPA ID Number

N/A

Facility's Phone:

Vacaville, CA 95687 707-578-4718

9. Waste Shipping Name and Description

10. Containers

11. Total Quantity

12. Unit Wt./Vol.

No.

Type

1.

Non-Hazardous Soil

1

CM

13

Y

2.

3.

4.

13. Special Handling Instructions and Additional Information

Approval #

Emergency Acct # BR31029

2.04 28217

14. GENERATOR'S/OFFEROR'S CERTIFICATION: I hereby declare that the contents of this consignment are fully and accurately described above by the proper shipping name, and are classified, packaged, marked and labeled/placarded, and are in all respects in proper condition for transport according to applicable international and national governmental regulations.

Generator's/Offero's Printed/Typed Name

Signature

Month Day Year

Michael Kiddle

Michael Kiddle

6 29 11

15. International Shipments

Import to U.S.

Export from U.S.

Port of entry/exit:

Date leaving U.S.:

Transporter Signature (for exports only):

16. Transporter Acknowledgment of Receipt of Materials

Transporter 1 Printed/Typed Name

Signature

Month Day Year

Transporter 2 Printed/Typed Name

Signature

Month Day Year

17. Discrepancy

17a. Discrepancy Indication Space

Quantity

Type

Residue

Partial Rejection

Full Rejection

Manifest Reference Number:

U.S. EPA ID Number

17b. Alternate Facility (or Generator)

Facility's Phone:

17c. Signature of Alternate Facility (or Generator)

Month Day Year

18. Designated Facility Owner or Operator: Certification of receipt of materials covered by the manifest except as noted in Item 17a

Printed/Typed Name

Signature

Month Day Year

GENERATOR

INT'L

TRANSPORTER

DESIGNATED FACILITY

Underground Storage Tank Closure Report
5679 Horton Street, Emeryville, California

Attachment 3
UST Closure Inspection Report

COUNTY OF ALAMEDA UNDERGROUND TANK SYSTEM CLOSURE INSPECTION REPORT

For Use By the County of Alameda, Environmental Health

Facility Name: 5679 Horton Street Contractor's name: Cornerstone Environmental
 Address: 5679 Horton City: Emeryville Zip: 94608
 Project Contact: Ryan Casey Phone No.: 650-292-9100

Tank ID No.	1				
Size	3' dia.; 12' long				
Construction Material	steel				
Single/Double Wall	single				
Backfill Type	Fill soil				
Oxygen <10%	0-5%				
LEL <10%	0%				
Tank Condition	Intact, several holes on top & bottom				
Soil/Groundwater Condition	Fill soil No groundwater				
Soil Sample Depth	9.5 ft bgs				
Number and Description of Soil/Groundwater Samples (Indicate Sample Locations on Site Plan.)	2 sample at each end of UST and each sidewall (soil)				

Disposition of Tank Contents: Pumped and disposed on Manifest Piping: Rinsed/Tested/Capped. Rinsate: Shipped on Manifest.
 Tank & Piping Transport: Shipped on Manifest; Transporter Name Same as on Application.
 Sampling: Evidence Tape; Chain of Custody; Samples Refrigerated; Piping Samples Taken Yes, No (If no, explain why in Comments.)
 Soil: Soil Stored on Bermed Plastic & Covered; Soil Returned to Excavation. Site Plan: Attached.

Comments/Special Conditions: Soil stored in covered bins for analysis and off-site disposal

Inspector: Kevin Horn Agency: ACDEH Date: 6/17/15 Start Time: 1145 Stop Time: 1400
 Signature of Contractor/Authorized Agent: Carl [Signature] Date: 6-17-15 Page 1 of 1
 UN-005 Rev. 4/3/2013rw

Underground Storage Tank Closure Report
5679 Horton Street, Emeryville, California

Attachment 4

Boring Log, Well Destruction Permit, and DWR

**ORIGINAL
File with DWR**

STATE OF CALIFORNIA
THE RESOURCES AGENCY
DEPARTMENT OF WATER RESOURCES
WATER WELL DRILLERS REPORT

Do not fill in

No. **372217**

Notice of Intent No. _____
Local Permit No. or Date _____

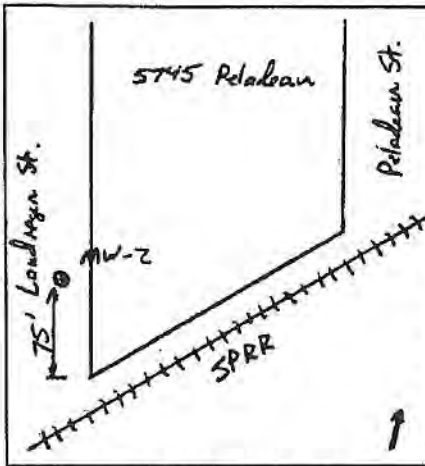
State Well No. 01504W15284 PG
Other Well No. _____

(1) OWNER: Name Tullach Construction Co
Address 3478 Ettie St.
City Oakland ZIP 94608

(2) LOCATION OF WELL (See instructions):
County Alameda Owner's Well Number 2
Well address if different from above 5745 Pelaeau St.
Township _____ Range _____ Section _____
Distance from cities, roads, railroads, fences, etc. 120' north of
Southern Pacific Railroad

(12) WELL LOG: Total depth 14 ft. Completed depth 14 ft.
from ft. to ft. Formation (Describe by color, character, size or material)

0 - 0.8 Asph-tic, Concrete over rockbase
0.8 - 7.5 Black & green mottled silty clay, wet
7.5 - 14 Brown & gray mottled clayey silt, moist



(3) TYPE OF WORK:
New Well Deepening
Reconstruction
Reconditioning
Horizontal Well
Destruction (Describe destruction materials and procedures in Item 12)

(4) PROPOSED USE:
Domestic
Irrigation
Industrial
Test Well
Municipal
Other (Describe)

(5) EQUIPMENT:
Rotary Reverse
Cable Air
Other Bucket

(6) GRAVEL PACK:
Yes No
Diameter of bore _____
Packed from 3.5 to 14 ft.

(7) CASING INSTALLED:
Steel Plastic Concrete

(8) PERFORATIONS:
Type of perforation or size of screen

From ft.	To ft.	Dia. in.	Gage or Wall	From ft.	To ft.	Slot size
0	4	2	Sch 40	4	14	0.020

(9) WELL SEAL:
Was surface sanitary seal provided? Yes No If yes, to depth 3.5 ft.
Were strata sealed against pollution? Yes No Interval 14 ft.
Method of sealing Cement grout / bentonite pellets

Work started Feb 18 1993 Completed Feb 18 1993

(10) WATER LEVELS:
Depth of first water, if known 5 ft.
Standing level after well completion 5 ft.

WELL DRILLER'S STATEMENT:

This well was drilled under my jurisdiction and this report is true to the best of my knowledge and belief.

(11) WELL TESTS:
Was well test made? Yes No If yes, by whom? _____
Type of test _____ Pump Bailer Air lift
Depth to water at start of test _____ ft. At end of test _____ ft.
Discharge _____ gal/min after _____ hours Water temperature _____
Chemical analysis made? Yes No If yes, by whom? Sequoia
Was electric log made? Yes No If yes, attach copy to this report

Signed Jim Kumbly for EGS (Well Driller)
NAME Exploration Geoservices
Address 1535 Industrial Ave
City San Jose ZIP 95112
License No. 484288 Date of this report 3/30/93

372217

015040158

DRILL RIG: Mobile B-42

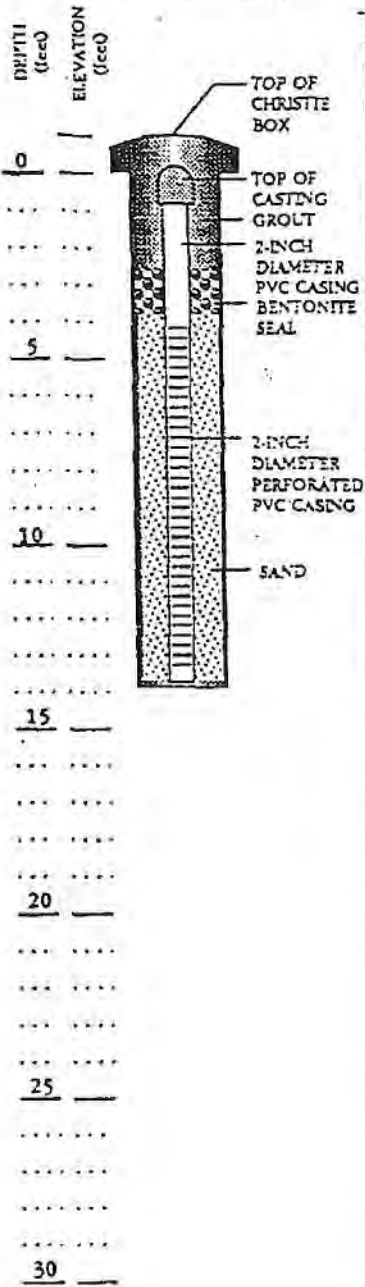
SURFACE ELEVATION: 11.0 feet

LOGGED BY: TR

DEPTH TO GROUNDWATER: 5.0 feet
(From Surface Elevation)

BORING DIAMETER: 8 inches

DATE DRILLED: 2/18/93




DEPTH (feet)	DESCRIPTION	SYMBOL	CONSISTENCY	SOIL TYPE	LEGEND	DEPTH (feet)	SAMPLER	WATER CONTENT (%)	PENETRATION RESISTANCE (BLOWS/FT)	ORGANIC VAPORS (ppm)
0	2 inch asphaltic concrete over 6 inches rockbase									
0 - 5	Black and green mottled silty clay, wet, strong petroleum odor		Stiff	CL	[Diagonal Hatching]					
5	Free product at 4.0 feet, saturated at 5.0 feet					5	[Sampler Icon]	12	200	
5 - 10	Brown and gray mottled clayey silt, moist		Hard	ML	[Vertical Hatching]					
10	Minor sand and gravel at 13.0 feet					10	[Sampler Icon]	50	<1.0	
10 - 15	Minor sand and gravel at 13.0 feet									
15	Bottom of Well = 14.0 feet					15				
15 - 20										
20						20				
20 - 25										
25						25				
25 - 30										
30						30				

517-21, 3/12 SF'ER

MONITORING WELL LOG - MW-2

5745 PELADEAU STREET
Emeryville, California

Alameda County Public Works Agency - Water Resources Well Permit



399 Elmhurst Street
Hayward, CA 94544-1395
Telephone: (510)670-6633 Fax:(510)782-1939

Application Approved on: 06/11/2015 By jamesy

Permit Numbers: W2015-0509
Permits Valid from 06/22/2015 to 06/26/2015

Application Id: 1432760800690
Site Location: Horton Street (right of way) between Stanford Avenue and Haruff Street
Project Start Date: 06/22/2015
Assigned Inspector: Contact Steve Miller at (510) 670-5517 or stevem@acpwa.org

City of Project Site: Emeryville
Completion Date: 06/26/2015

Applicant: Erler & Kalinowski, Inc. - Jeff Shaw
1870 Ogden Dr, Burlingame, CA 94010
Property Owner: City of Emeryville
1333 Park Avenue, Emeryville, CA 94608
Client: ** same as Property Owner **

Phone: 650-292-9100

Phone: 510-596-4300

	Total Due:	\$397.00
Receipt Number: WR2015-0286	Total Amount Paid:	\$397.00
Payer Name : Joy Su	Paid By: VISA	PAID IN FULL

Works Requesting Permits:

Well Destruction-Monitoring - 1 Wells
 Driller: Gregg Drilling - Lic #: 485165 - Method: over

Work Total: \$397.00

Specifications

Permit #	Issued Date	Expire Date	Owner Well Id	Hole Diam.	Casing Diam.	Seal Depth	Max. Depth	State Well #	Orig. Permit #	DWR #
W2015-0509	06/11/2015	09/20/2015	MW-2	8.00 in.	2.00 in.	2.50 ft	14.00 ft	01S04W15P5		372217

Specific Work Permit Conditions

1. Drilling Permit(s) can be voided/ cancelled only in writing. It is the applicant's responsibility to notify Alameda County Public Works Agency, Water Resources Section in writing for an extension or to cancel the drilling permit application. No drilling permit application(s) shall be extended beyond ninety (90) days from the original start date. Applicants may not cancel a drilling permit application after the completion date of the permit issued has passed.
2. Prior to any drilling activities, it shall be the applicant's responsibility to contact and coordinate an Underground Service Alert (USA), obtain encroachment permit(s), excavation permit(s) or any other permits or agreements required for that Federal, State, County or City, and follow all City or County Ordinances. No work shall begin until all the permits and requirements have been approved or obtained. It shall also be the applicants responsibilities to provide to the Cities or to Alameda County an Traffic Safety Plan for any lane closures or detours planned. No work shall begin until all the permits and requirements have been approved or obtained.
3. Compliance with the well-sealing specifications shall not exempt the well-sealing contractor from complying with appropriate State reporting-requirements related to well construction or destruction (Sections 13750 through 13755 (Division 7, Chapter 10, Article 3) of the California Water Code). Contractor must complete State DWR Form 188 and mail original to the Alameda County Public Works Agency, Water Resources Section, within 60 days. Include permit number and site map.
4. Applicant shall submit the copies of the approved encroachment permit to this office within 10 days.
5. Permittee shall assume entire responsibility for all activities and uses under this permit and shall indemnify, defend and save the Alameda County Public Works Agency, its officers, agents, and employees free and harmless from any and

Alameda County Public Works Agency - Water Resources Well Permit

all expense, cost and liability in connection with or resulting from the exercise of this Permit including, but not limited to, property damage, personal injury and wrongful death.

6. Applicant shall contact assigned inspector listed on the top of the permit at least five (5) working days prior to starting, once the permit has been approved. Confirm the scheduled date(s) at least 24 hours prior to drilling.

7. Permittee, permittee's contractors, consultants or agents shall be responsible to assure that all material or waters generated during drilling, boring destruction, and/or other activities associated with this Permit will be safely handled, properly managed, and disposed of according to all applicable federal, state, and local statutes regulating such. In no case shall these materials and/or waters be allowed to enter, or potentially enter, on or off-site storm sewers, dry wells, or waterways or be allowed to move off the property where work is being completed.

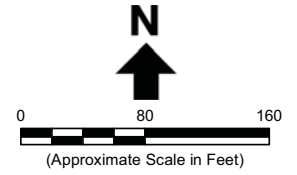
8. Remove the Christy box or similar structure. Destroy well(s) by overdrilling the upper 5ft. below ground surface (bgs) and then tremie grouting with neat cement. Allow the sealing material to spill over the top of the casing to fill any annular space between casing and soil. After the seal has set, backfill the remaining hole by approved encroachment permit concrete material and asphalt material by Caltrans Spec or County/City Codes.

9. Copy of approved drilling permit must be on site at all times. Failure to present or show proof of the approved permit application on site shall result in a fine of \$500.00.

Underground Storage Tank Closure Report
5679 Horton Street, Emeryville, California

Attachment 5

Summary of Groundwater Analytical Results from the FMW Site



Legend

- FMW Site Property Boundary
- Site B Property Boundary
- South Bayfront Property Boundary
- CPT Location (Note 2)
- HPT Location
- Grab Groundwater Sampling Location
- Groundwater Monitoring Well - TEA Unit
- Groundwater Monitoring Well - CQa Unit
- Groundwater Monitoring Well - TEA and CQa Unit
- Approximate Extent of Subsurface Geophysical Anomaly

Abbreviations

CPT = cone penetrometer test
 CQa = Coarse Quaternary Alluvial Unit (bottom elevation ranges from approximately -20 to -43 feet msl)
 feet msl = feet above mean sea level
 FMW = Former Marchant/Whitney
 HPT = hydraulic profiling tool
 MIP = membrane interface probe
 TEA = Transitional Estuarine-Alluvial Unit (bottom elevation ranges from approximately -8 to -18 feet msl)

Notes

1. All locations are approximate.
2. MIP testing was performed at FMW Site locations PW-B, PW-F to PW-K, PW-M to PW-O, PW-Q, and PW-T to PW-AA and Site A locations ACPT-A to ACPT-D and ACPT-G. HPT was performed at FMW Site locations PW-B, PW-E, PW-Q, and PW-R.
3. For description of TEA and CQa stratigraphic units, see Section 4.1 of the text.

Reference: Google Earth Pro, Date of Imagery, 2 October 2009.

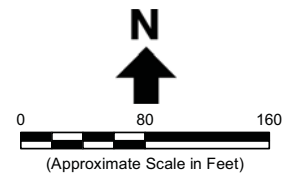
**Erler &
Kalinowski, Inc.**

In-situ Testing, Grab Groundwater Sampling
& Groundwater Monitoring Well Locations

Former Marchant/Whitney Site
Emeryville, CA
June 2012
EK1 B20006.00
Figure 3-1

Path: X:\B20006\Map\00120172008\Fig3-1\In-situ\GrabGWSSmpg&WellLocs.mxd

Path: X:\B20006\Mapa..._0012012\06\Fig4-6b-51W_Elev_Map-TEA-22June2012.mxd



- Legend**
- FMW Site Property Boundary
 - FMW Groundwater Monitoring Well - TEA Unit
 - FMW Groundwater Monitoring Well - CQa Unit
 - FMW Groundwater Monitoring Well - TEA and CQa Unit
 - 5.2· Approximate Groundwater Elevation Contour (feet msl)
 - 5.18 Groundwater Elevation (feet msl)
 - Hydraulic Gradient Direction

Abbreviations
 CQa = Coarse Quaternary Alluvial Unit (bottom elevation ranges from approximately -20 to -43 feet msl)
 feet msl = feet above mean sea level
 FMW = Former Marchant/Whitney
 TEA = Transitional Estuarine-Alluvial Unit (bottom elevation ranges from approximately -8 to -18 feet msl)

- Notes**
1. All locations are approximate.
 2. For description of TEA and CQa stratigraphic units, see Section 4.1 of the text.

Erler & Kalinowski, Inc.

Groundwater Elevation Contours in TEA Unit
 22 June 2012

Former Marchant/Whitney Site
 Emeryville, CA
 June 2012
 EK1 B20006.00
 Figure 4-6b

TABLE 5-1a
SUMMARY OF FIELD PARAMETERS AND ANALYTICAL RESULTS FOR DETECTED VOCs AND TPH FOR GRAB GROUNDWATER SAMPLES
Former Marchant/Whitney Site
Emeryville, California

Location ID (d)	Sample ID	Sample Date	Sample Depth (ft bgs)	Sample Elevation (ft msl)	Ground Surface Elevation (ft msl)	Stratigraphic Unit	Field Parameters (c)						Analytical Results (a,b)															
							Conductivity (µS/cm)	Dissolved Oxygen (mg/L)	Oxidation Reduction Potential (mV)	pH	Temperature (°C)	Turbidity (NTU)	Detected VOCs (ug/L)											TPH (ug/L)				
													Trichloroethene	cis-1,2-Dichloroethene	trans-1,2-Dichloroethene	Vinyl Chloride	Benzene	1,1-Dichloroethane	1,2-Dichloroethane	1,1,1-Dichloroethane	Toluene	Trichlorotrifluoroethane	Other VOCs	TPH-g	TEPH			
Former Marchant/Whitney Site																												
PW-A	PW-A-26-30	8/12/2011	26 to 30	-13.4 to -17.4	12.6	CQa	765	2.8	116	6.5	18.9	5,999	6.5	3.51	<0.5	<0.5	<0.5	<0.5	<0.5	<0.5	<0.5	<0.5	<0.5	<0.5	ND	--	--	
	PW-A-37-41	8/10/2011	37 to 41	-24.4 to -28.4		CQa	742	0.69	74	7.08	19.5	2,000	22,700	<100	<100	<100	<100	<100	<100	<100	<100	<100	<100	<100	<100	ND	4,430 CO	<50
PW-B	PW-B-10-15	8/10/2011	10 to 15	2.6 to -2.4	12.6	TEA	--	--	--	--	--	--	1,540	406	23.9	<10	<10	<10	<10	<10	<10	<10	<10	<10	<10	ND	442 CO	<83
	PW-B-25-29	8/10/2011	25 to 29	-12.4 to -16.4		CQa	796	0.42	-11	6.95	19.5	5,999	48.8	<0.5	<0.5	<0.5	<0.5	<0.5	<0.5	<0.5	<0.5	<0.5	<0.5	<0.5	<0.5	ND	<50	<100
	PW-B-30-34	8/10/2011	30 to 34	-17.4 to -21.4		CQa	948	0.38	44	6.96	19.6	5,999	65,100	<500	<500	<500	<500	<500	<500	<500	<500	<500	<500	<500	<500	ND	15,800 CO	<50
	PW-B-40-44	8/24/2011	40 to 44	-27.4 to -31.4		CQa	1,030	3.06	31	6.96	18.8	5,999	153,000	<2,000	<2,000	<2,000	<2,000	<2,000	<2,000	<2,000	<2,000	<2,000	<2,000	<2,000	<2,000	ND	--	--
PW-C	PW-C-9-14	8/10/2011	9 to 14	3.5 to -1.5	12.5	CQa	745	0.23	111	6.63	18.7	19.1	7.76	<0.5	<0.5	<0.5	<0.5	<0.5	<0.5	<0.5	<0.5	<0.5	<0.5	<0.5	ND	--	--	
	PW-C-22-26	8/11/2011	22 to 26	-9.5 to -13.5		CQa	791	0.2	-8	6.78	19.3	2,000	<0.5	<0.5	<0.5	<0.5	<0.5	<0.5	<0.5	<0.5	<0.5	<0.5	<0.5	<0.5	<0.5	ND	--	--
	PW-C-31-35	8/11/2011	31 to 35	-18.5 to -22.5		CQa	656	0.17	-31	6.82	19.4	889	<0.5	<0.5	<0.5	<0.5	<0.5	<0.5	<0.5	<0.5	<0.5	<0.5	<0.5	<0.5	<0.5	ND	--	--
PW-D	PW-D-8-13	8/9/2011	8 to 13	4.6 to -0.4	12.6	CQa	778	2.14	67	6.96	18.8	2,000	1.28	<0.5	<0.5	<0.5	<0.5	<0.5	<0.5	<0.5	<0.5	<0.5	<0.5	<0.5	ND	<50	<50	
	PW-D-20-24	8/9/2011	20 to 24	-7.4 to -11.4		CQa	--	--	--	--	--	--	--	<0.5	<0.5	<0.5	<0.5	<0.5	<0.5	<0.5	<0.5	<0.5	<0.5	<0.5	<0.5	ND	--	--
	PW-D-25-29	8/9/2011	25 to 29	-12.4 to -16.4		CQa	--	--	--	--	--	--	--	<0.5	<0.5	<0.5	<0.5	<0.5	<0.5	<0.5	<0.5	<0.5	<0.5	<0.5	<0.5	ND	<50	<100
PW-E	PW-E-6-11	8/9/2011	6 to 11	6.6 to 1.6	12.6	TEA	738	0.41	102	6.37	18.5	623	<0.5	<0.5	<0.5	<0.5	<0.5	<0.5	<0.5	<0.5	<0.5	<0.5	<0.5	<0.5	ND	--	--	
	PW-E-18-22	8/9/2011	18 to 22	-5.4 to -9.4		CQa	742	0.33	46	6.74	19	5,999	<0.5	<0.5	<0.5	<0.5	<0.5	<0.5	<0.5	<0.5	<0.5	<0.5	<0.5	<0.5	<0.5	ND	--	--
	PW-E-24-28	8/9/2011	24 to 28	-11.4 to -15.4		CQa	--	--	--	--	--	--	20	<0.5	<0.5	<0.5	<0.5	<0.5	<0.5	<0.5	<0.5	<0.5	<0.5	<0.5	<0.5	ND	--	--
PW-F	PW-F-10-15	8/24/2011	10 to 15	2.7 to -2.4	12.6	TEA	--	--	--	--	--	--	46,400	1,340	<400	<400	<400	<400	<400	<400	<400	<400	<400	<400	<400	ND	--	--
	PW-F-21-25	8/23/2011	21 to 25	-8.4 to -12.4		CQa	--	--	--	--	--	--	155,000	<2,000	<2,000	<2,000	<2,000	<2,000	<2,000	<2,000	<2,000	<2,000	<2,000	<2,000	<2,000	ND	--	<50
	PW-F-32-36	8/24/2011	32 to 36	-19.4 to -23.4		CQa	1,374	2.72	-14	6.81	23.8	520	171,000	<1,000	<1,000	<1,000	<1,000	<1,000	<1,000	<1,000	<1,000	<1,000	<1,000	<1,000	<1,000	ND	--	--
	PW-F-38-42	8/23/2011	38 to 42	-25.4 to -29.4		CQa	694	1.83	-56	7.32	21	1,343	41,100	<500	<500	<500	<500	<500	<500	<500	<500	<500	<500	<500	<500	ND	--	--
	PW-F-46-50	8/24/2011	46 to 50	-33.4 to -37.4		FQa	--	--	--	--	--	--	7,230	<50	<50	<50	<50	<50	<50	<50	<50	<50	<50	<50	<50	<50	ND	--
PW-G	PW-G-7-12	8/23/2011	7 to 12	5.6 to 0.6	12.6	TEA	--	--	--	--	--	--	254	59	14.2	<2.5	<2.5	<2.5	<2.5	<2.5	<2.5	<2.5	<2.5	<2.5	<2.5	ND	--	--
	PW-G-28-32	8/23/2011	28 to 32	-15.4 to -19.4		CQa	769	0.64	-54	6.93	19.4	2,000	11,600	<100	<100	<100	<100	<100	<100	<100	<100	<100	<100	<100	<100	ND	--	--
	PW-G-33-37	8/23/2011	33 to 37	-20.4 to -24.4		CQa	603	0.95	-100	9.55	19.2	1,101	47,700	<250	<250	<250	<250	<250	<250	<250	<250	<250	<250	<250	<250	ND	--	<50
	PW-G-45-49	8/23/2011	45 to 49	-32.4 to -36.4		FQa	--	--	--	--	--	--	18.3	<0.5	<0.5	<0.5	<0.5	<0.5	<0.5	<0.5	<0.5	<0.5	<0.5	<0.5	<0.5	ND	--	--
PW-H	PW-H-18-22	8/23/2011	18 to 22	-5.4 to -9.4	12.6	CQa	--	--	--	--	--	--	3,420	<40	<40	<40	<40	<40	<40	<40	<40	<40	<40	<40	<40	ND	--	--
	PW-H-24-28	8/23/2011	24 to 28	-11.4 to -15.4		CQa	635	0.8	-51	7.1	19.4	5,999	3.29	<0.5	<0.5	<0.5	<0.5	<0.5	<0.5	<0.5	<0.5	<0.5	<0.5	<0.5	<0.5	ND	--	--
	PW-H-39-44	8/22/2011	39 - 44	-26.4 to -31.4		CQa	584	1	2	6.9	20.4	442	<0.5	<0.5	<0.5	<0.5	<0.5	<0.5	<0.5	<0.5	<0.5	<0.5	<0.5	<0.5	<0.5	ND	--	--
PW-I	PW-I-10-15	8/22/2011	10 to 15	2.6 to -2.4	12.6	CQa	742	0.98	46	6.62	18.8	68.8	1.72	<0.5	<0.5	<0.5	<0.5	<0.5	<0.5	<0.5	<0.5	<0.5	<0.5	<0.5	<0.5	ND	--	--
	PW-I-27-32	8/22/2011	27 to 32	-14.4 to -19.4		CQa	563	1.16	-14	6.87	19.8	5,999	<0.5	<0.5	<0.5	<0.5	<0.5	<0.5	<0.5	<0.5	<0.5	<0.5	<0.5	<0.5	<0.5	ND	--	--
	PW-I-37-42	8/22/2011	37 to 42	-24.4 to -29.4		CQa	--	--	--	--	--	--	--	<0.5	<0.5	<0.5	<0.5	<0.5	<0.5	<0.5	<0.5	<0.5	<0.5	<0.5	<0.5	ND	--	--
PW-J	PW-J-10-15	8/23/2011	10 to 15	2.6 to -2.4	12.6	TEA	956	6.51	33	6.9	19.8	2,000	1,040	301	43.9	<10	<10	<10	<10	<10	<10	<10	<10	<10	<10	ND	--	--
	PW-J-20-24	8/24/2011	20 to 24	-7.4 to -11.4		CQa	839	3.68	-22	7	17	347	268,000	<2,000	<2,000	<2,000	<2,000	<2,000	<2,000	<2,000	<2,000	<2,000	<2,000	<2,000	<2,000	ND	--	--
	PW-J-30-34	8/24/2011	30 to 34	-17.34 to -21.4		CQa	1,247	4.7	26	6.93	16.3	702	274,000	<2,000	<2,000	<2,000	<2,000	<2,000	<2,000	<2,000	<2,000	<2,000	<2,000	<2,000	<2,000	ND	--	<50
PW-K	PW-K-10-15	8/22/2011	10 to 15	2.6 to -2.4	12.6	TEA	856	5.71	45	6.95	19	5,999	5.67	<0.5	<0.5	<0.5	<0.5	<0.5	<0.5	<0.5	<0.5	<0.5	<0.5	<0.5	<0.5	ND	--	--
	PW-K-21-25	8/22/2011	21 to 25	-8.4 to -12.4		CQa	647	4.85	23	6.98	19.3	2,000	2.04	<0.5	<0.5	<0.5	<0.5	<0.5	<0.5	<0.5	<0.5	<0.5	<0.5	<0.5	<0.5	ND	--	--
	PW-K-27-31	8/22/2011	27 to 31	-14.4 to -18.4		CQa	613	3.33	35	7.06	19.5	5,999	0.85	<0.5	<0.5	<0.5	<0.5	<0.5	<0.5	<0.5	<0.5	<0.5	<0.5	<0.5	<0.5	ND	--	--
MCLs							na	na	na	na	na	na	5	6	10	0.5	1	5	0.5	6	150	1,200	na	na	na			

TABLE 5-1a
SUMMARY OF FIELD PARAMETERS AND ANALYTICAL RESULTS FOR DETECTED VOCs AND TPH FOR GRAB GROUNDWATER SAMPLES
 Former Marchant/Whitney Site
 Emeryville, California

Location ID (d)	Sample ID	Sample Date	Sample Depth (ft bgs)	Sample Elevation (ft msl)	Ground Surface Elevation (ft msl)	Stratigraphic Unit	Field Parameters (c)						Analytical Results (a,b)														
							Conductivity (µS/cm)	Dissolved Oxygen (mg/L)	Oxidation Reduction Potential (mV)	pH	Temperature (°C)	Turbidity (NTU)	Detected VOCs (ug/L)										TPH (ug/L)				
													Trichloroethene	cis-1,2-Dichloroethene	trans-1,2-Dichloroethene	Vinyl Chloride	Benzene	1,1-Dichloroethane	1,2-Dichloroethane	1,1,1-Dichloroethane	Toluene	Trichlorotrifluoroethane	Other VOCs	TPH-g	TEPH		
Former Marchant/Whitney Site																											
PW-L	PW-L-23-27	8/11/2011	23 to 27	-11.4 to -15.4	11.6	CQa	1,387	0.47	65	6.56	17.7	2,000	3.22	<0.5	<0.5	<0.5	<0.5	<0.5	<0.5	<0.5	<0.5	<0.5	<0.5	ND	<50	<50	
	PW-L-28-32	8/11/2011	28 to 32	-16.4 to -20.4		CQa	1,106	0.48	34	6.76	18.3	929	24,500	<200	<200	<200	<200	<200	<200	<200	<200	<200	<200	ND	4,510 CO	<50	
	PW-L-37-41	8/11/2011	37 to 41	-25.4 to -29.4		CQa	723	0.26	-47	6.99	18.8	881	1,260	<10	<10	<10	<10	<10	<10	<10	<10	<10	<10	ND	--	--	
PW-M	PW-M-22-26	8/25/2011	22 to 26	-10.2 to -14.2	11.8	CQa	--	--	--	--	--	205,000	<2,000	<2,000	<2,000	<2,000	<2,000	<2,000	<2,000	<2,000	<2,000	<2,000	ND	--	<50		
	PW-M-30-34	8/25/2011	30 to 34	-18.2 to -22.2		CQa	1,168	1.22	-4	6.88	20	699	51,200	<400	<400	<400	<400	<400	<400	<400	<400	<400	<400	ND	--	--	
	PW-M-38-42	8/25/2011	38 to 42	-26.2 to -30.2		CQa	643	0.46	53	6.96	19.9	588	6,140	<50	<50	<50	<50	<50	<50	<50	<50	<50	<50	ND	--	--	
PW-N (e)	PW-N-11-16	8/25/2011	11 to 16	0.9 to -4.1	11.9	TEA	--	--	--	--	--	6,860	1,360	190	<40	<40	<40	<40	<40	<40	<40	<40	<40	ND	--	--	
	PW-N-22-26	8/26/2011	22 to 26	-10.1 to -14.1		TEA	--	--	--	--	--	--	100,000	<1,000	<1,000	<1,000	<1,000	<1,000	<1,000	<1,000	<1,000	<1,000	<1,000	ND	--	--	
PW-O	PW-O-22-26	8/26/2011	22 to 26	-9.9 to -13.9	12.1	CQa	--	--	--	--	--	838,000	<5,000	<5,000	<5,000	<5,000	<5,000	<5,000	<5,000	<5,000	<5,000	<5,000	<5,000	ND	--	--	
	PW-O-29-33	8/26/2011	29 to 33	-16.9 to -20.9		CQa	161	5.82	147	7.01	24.8	757	431,000	<2,500	<2,500	<2,500	<2,500	<2,500	<2,500	<2,500	<2,500	<2,500	<2,500	<2,500	ND	68,100 CO	<50
	PW-O-36-40	8/26/2011	36 to 40	-23.9 to -27.9		CQa	788	0.29	94	6.99	20.2	882	21,900	<250	<250	<250	<250	<250	<250	<250	<250	<250	<250	ND	5,050 CO	<50	
PW-P	PW-P-20-24	8/12/2011	20 to 24	-7.6 to -11.6	12.4	CQa	264	4.46	57	6.6	20.7	2,000	920	125	<10	13.5	<10	12.4	<10	86.6	<10	148	ND	355 CO	<50		
	PW-P-29-33	8/12/2011	29 to 33	-16.6 to -20.6		CQa	188	0.56	-56	6.59	24.9	312	111	<1	<1	<1	<1	<1	<1	<1	<1	<1	ND	--	--		
	PW-P-38-42	8/12/2011	38 to 42	-25.6 to -29.6		CQa	--	--	--	--	--	--	6.72	<0.5	<0.5	<0.5	<0.5	<0.5	<0.5	<0.5	<0.5	<0.5	<0.5	ND	--	--	
PW-Q	PW-Q-8-13	8/8/2011	8 to 13	4.6 to -0.4	12.6	TEA	--	--	--	--	--	970	30.2	<10	<10	<10	<10	<10	<10	<10	<10	<10	ND	--	--		
	PW-Q-22-26	8/8/2011	22 to 26	-9.4 to -13.4		TEA/CQa	1,274	0.81	5	6.74	21.2	367	11,600	<100	<100	<100	<100	<100	<100	<100	<100	<100	<100	ND	3,690 CO	963	
	PW-Q-29-33	8/8/2011	29 to 33	-16.4 to -20.4		CQa	1,157	0.25	40	6.83	21.4	2,000	461,000	<2,000	<2,000	<2,000	<2,000	<2,000	<2,000	<2,000	<2,000	<2,000	<2,000	ND	75,300 CO	250	
	PW-Q-38-42	8/10/2011	38 to 42	-25.4 to -29.4		CQa	--	--	--	--	--	--	3,890	<25	<25	<25	<25	<25	<25	<25	<25	<25	<25	ND	--	--	
PW-R	PW-R-17-21	8/9/2011	17 to 21	-4.3 to -8.3	12.7	CQa	915	0.27	5	6.73	19.8	686	59.4	10.1	0.53	<0.5	<0.5	<0.5	<0.5	9.14	0.68	<0.5	<0.5	ND	--	--	
	PW-R-25-29	8/9/2011	25 to 29	-12.3 to -16.3		CQa	639	5.7	116	6.23	20.1	5,999	0.53	<0.5	<0.5	<0.5	<0.5	<0.5	<0.5	<0.5	<0.5	<0.5	<0.5	ND	--	--	
PW-S	PW-S-8-13	8/8/2011	8 to 13	5.4 to 0.4	13.4	TEA	--	--	--	--	--	<0.5	<0.5	<0.5	<0.5	<0.5	<0.5	<0.5	<0.5	<0.5	<0.5	<0.5	ND	<50	<50		
	PW-S-22-26	8/8/2011	22 to 26	-8.6 to -12.6		CQa	635	1.72	21	6.76	20.4	5,999	<0.5	<0.5	<0.5	<0.5	<0.5	<0.5	<0.5	<0.5	<0.5	<0.5	<0.5	ND	<50	<50	
	PW-S-27-31	8/8/2011	27 to 31	-13.6 to -17.6		CQa	637	5.85	65	7.53	25.1	5,999	<0.5	<0.5	<0.5	<0.5	<0.5	<0.5	<0.5	<0.5	<0.5	<0.5	<0.5	ND	--	--	
MCLs							na	na	na	na	na	na	5	6	10	0.5	1	5	0.5	6	150	1,200	na	na	na		
Field QA/QC Samples - Former Marchant/Whitney Site																											
Equipment Blank	EB08102011	8/10/2011	--	--	--	--	--	--	--	--	--	--	<0.5	<0.5	<0.5	<0.5	<0.5	<0.5	<0.5	<0.5	<0.5	<0.5	ND	--	--		
Equipment Blank	EB08122011	8/12/2011	--	--	--	--	--	--	--	--	--	--	<0.5	<0.5	<0.5	<0.5	<0.5	<0.5	<0.5	<0.5	<0.5	<0.5	ND	<50	<50		
Equipment Blank	EB08222011	8/22/2011	--	--	--	--	--	--	--	--	--	--	<0.5	<0.5	<0.5	<0.5	<0.5	<0.5	<0.5	<0.5	<0.5	<0.5	ND	<50	<50		
Trip Blank	TB08082011	8/8/2011	--	--	--	--	--	--	--	--	--	--	<0.5	<0.5	<0.5	<0.5	<0.5	<0.5	<0.5	<0.5	<0.5	<0.5	ND	--	--		
Trip Blank	TB08102011	8/10/2011	--	--	--	--	--	--	--	--	--	--	<0.5	<0.5	<0.5	<0.5	<0.5	<0.5	<0.5	<0.5	<0.5	<0.5	ND	--	--		
Trip Blank	TB08122011	8/12/2011	--	--	--	--	--	--	--	--	--	--	<0.5	<0.5	<0.5	<0.5	<0.5	<0.5	<0.5	<0.5	<0.5	<0.5	ND	--	--		
Trip Blank	TB08222011	8/22/2011	--	--	--	--	--	--	--	--	--	--	<0.5	<0.5	<0.5	<0.5	<0.5	<0.5	<0.5	<0.5	<0.5	<0.5	ND	--	--		
Trip Blank	TB08242011-1	8/24/2011	--	--	--	--	--	--	--	--	--	--	<0.5	<0.5	<0.5	<0.5	<0.5	<0.5	<0.5	<0.5	<0.5	<0.5	ND	--	--		
Trip Blank	TB08252011	8/25/2011	--	--	--	--	--	--	--	--	--	--	<0.5	<0.5	<0.5	<0.5	<0.5	<0.5	<0.5	<0.5	<0.5	<0.5	ND	--	--		

TABLE 5-1a
SUMMARY OF FIELD PARAMETERS AND ANALYTICAL RESULTS FOR DETECTED VOCs AND TPH FOR GRAB GROUNDWATER SAMPLES
Former Marchant/Whitney Site
Emeryville, California

Location ID (d)	Sample ID	Sample Date	Sample Depth (ft bgs)	Sample Elevation (ft msl)	Ground Surface Elevation (ft msl)	Stratigraphic Unit	Field Parameters (c)						Analytical Results (a,b)															
							Conductivity (µS/cm)	Dissolved Oxygen (mg/L)	Oxidation Reduction Potential (mV)	pH	Temperature (°C)	Turbidity (NTU)	Detected VOCs (ug/L)										TPH (ug/L)					
													Trichloroethene	cis-1,2-Dichloroethene	trans-1,2-Dichloroethene	Vinyl Chloride	Benzene	1,1-Dichloroethane	1,2-Dichloroethane	1,1,1-Trichloroethane	Toluene	Trichlorofluoroethane	Other VOCs	TPH-g	TEPH			
South Bayfront																												
ACPT-A	ACPT-A-16-20	3/12/2012	16 to 20	-6.5 to -10.5	9.5	CQa	--	--	--	--	--	--	17.5	1.93	<0.5	<0.5	0.51	<0.5	<0.5	<0.5	<0.5	<0.5	<0.5	ND	--	--		
	ACPT-A-21-25	3/12/2012	21 to 25	-11.5 to -15.5		CQa	--	3.54	-24	7.35	15.25	--	--	2.94	1.53	<1	<1	<1	<1	<1	<1	<1	<1	<1	ND	--	--	
	ACPT-A-39-45	3/12/2012	39 to 45	-29.5 to -35.5		FQa	--	5.04	-26	7.18	17.33	--	--	5.18	<0.5	<0.5	<0.5	<0.5	<0.5	<0.5	<0.5	<0.5	<0.5	<0.5	<0.5	ND	--	--
ACPT-B	ACPT-A-60-64	3/12/2012	60 to 64	-50.5 to -54.5	9.9	FQa	--	4.82	-11	7.39	14.63	--	<0.5	<0.5	<0.5	<0.5	<0.5	<0.5	<0.5	<0.5	<0.5	<0.5	<0.5	ND	--	--		
	ACPT-B-18-22	3/12/2012	18 to 22	-8.1 to -12.1		TEA/CQa	942	4.39	23	6.30	17.47	--	0.98	<0.5	<0.5	<0.5	<0.5	<0.5	<0.5	<0.5	<0.5	<0.5	<0.5	<0.5	ND	--	--	
	ACPT-B-24-28	3/12/2012	24 to 28	-14.1 to -18.1		CQa	1,095	1.33	23	6.81	17.84	--	<0.5	<0.5	<0.5	<0.5	<0.5	<0.5	<0.5	<0.5	<0.5	<0.5	<0.5	<0.5	ND	--	--	
	ACPT-B-29-33	3/12/2012	29 to 33	-19.1 to -23.1		CQa	1,066	0.90	-27	6.79	17.72	--	<0.5	<0.5	<0.5	<0.5	<0.5	<0.5	<0.5	<0.5	<0.5	<0.5	<0.5	<0.5	<0.5	ND	--	--
	ACPT-B-36-45	3/12/2012	36 to 45	-26.1 to -35.1		CQa/FQa	758	4.45	13	7.00	17.97	--	22.4	<0.5	<0.5	<0.5	<0.5	<0.5	<0.5	<0.5	<0.5	<0.5	<0.5	<0.5	<0.5	ND	--	--
ACPT-C	ACPT-B-62-66	3/13/2012	62 to 66	-52.1 to -56.1	11.8	FQa	--	3.01	140	5.86	12.41	--	<0.5	<0.5	<0.5	<0.5	<0.5	<0.5	<0.5	<0.5	<0.5	<0.5	<0.5	<0.5	ND	--	--	
	ACPT-C-17-22	3/13/2012	17 to 22	-5.2 to -10.2		TEA/CQa	958	8.41	77	7.7	9.5	--	0.99	0.54	<0.5	<0.5	<0.5	<0.5	<0.5	<0.5	<0.5	<0.5	<0.5	<0.5	ND	--	--	
	ACPT-C-27-32	3/16/2012	27 to 32	-15.2 to -20.2		CQa	785	0.83	-224	7.27	14.69	--	1.07	<0.5	<0.5	<0.5	<0.5	<0.5	<0.5	<0.5	<0.5	<0.5	<0.5	<0.5	<0.5	ND	--	--
	ACPT-C-39-44	3/13/2012	39 to 44	-27.2 to -32.2		CQa	375	5.58	72	7.95	8.46	--	1,700	<0.5	<0.5	<0.5	<0.5	<0.5	<0.5	<0.5	<0.5	<0.5	<0.5	<0.5	<0.5	ND	--	--
ACPT-D	ACPT-C-50-55	3/13/2012	50 to 55	-38.2 to -43.2	11.3	FQa	732	5.53	67	7.93	8.62	--	1.35	<0.5	<0.5	<0.5	<0.5	<0.5	<0.5	<0.5	<0.5	<0.5	<0.5	<0.5	ND	--	--	
	ACPT-C-64-68	3/13/2012	64 to 68	-52.2 to -56.2		FQa	702	1.79	2	7.92	8.95	--	0.61	<0.5	<0.5	<0.5	<0.5	<0.5	<0.5	<0.5	0.78	<0.5	<0.5	ND	--	--		
	ACPT-D-9-15	3/16/2012	9 to 15	2.3 to -3.7		TEA	714	6.05	-43	7.28	15.19	--	2,250	377	58.4	<20	<20	<20	<20	<20	<20	<20	<20	<20	ND	--	--	
	ACPT-D-22-26	3/16/2012	22 to 26	-10.7 to -14.7		CQa	922	4.67	-74	7.24	14.41	--	820	25.7	<5	<5	<5	<5	<5	<5	<5	<5	<5	<5	ND	--	--	
ACPT-E	ACPT-D-29-35	3/16/2012	29 to 35	-17.7 to -23.7	14.6	CQa	800	2.87	-73	7.3	14.55	--	4,960	<25	<25	<25	<25	<25	<25	<25	<25	<25	<25	<25	ND	--	--	
	ACPT-D-37-42	3/16/2012	37 to 42	-25.7 to -30.7		CQa	780	3.24	-87	7.63	14.21	--	16,300	<100	<100	<100	<100	<100	<100	<100	<100	<100	<100	<100	ND	--	--	
	ACPT-D-62-67	3/16/2012	62 to 67	-50.7 to -55.7		FQa	656	2.79	-168	8.04	14.27	--	43.2	7.19	0.88	<0.5	<0.5	<0.5	<0.5	<0.5	<0.5	<0.5	<0.5	<0.5	ND	--	--	
ACPT-F	ACPT-E-22-26	3/16/2012	22 to 26	-7.4 to -11.4	15.3	CQa	1,407	3.11	-113	7.11	16.09	--	1.46	0.62	<0.5	<0.5	<0.5	<0.5	<0.5	<0.5	<0.5	<0.5	<0.5	<0.5	ND	--	--	
ACPT-G	ACPT-F-20-26	3/14/2012	20 to 26	-4.8 to -10.8	12.8	TEA/CQa	1,036	5.24	37	7.76	15.72	--	15.7	4.41	1.25	0.70	0.61	<0.5	<0.5	<0.5	<0.5	<0.5	<0.5	<0.5	ND	--	--	
	ACPT-G-15-20	3/15/2012	15 to 20	-2.2 to -7.2		CQa	786	7.94	166	6.64	12.5	--	2,560	777	109	<20	<20	<20	<20	<20	<20	<20	<20	<20	ND	--	--	
	ACPT-G-33-37	3/15/2012	33 to 37	-20.2 to -24.2		CQa	1,152	8.61	140	7.12	12.54	--	2.92	1.1	<0.5	<0.5	<0.5	<0.5	<0.5	<0.5	<0.5	<0.5	<0.5	<0.5	ND	--	--	
	ACPT-G-40-46	3/15/2012	40 to 46	-27.2 to -33.2		CQa	753	6.26	-36	7.63	12.67	--	1,860	<10	<10	<10	<10	<10	<10	<10	<10	<10	<10	<10	ND	--	--	
ACPT-H	ACPT-G-65-70	3/15/2012	65 to 70	-52.2 to -57.2	13.4	FQa	795	6.29	-44	10.44	12.7	--	3.52	2.46	<0.5	<0.5	0.84	<0.5	<0.5	<0.5	<0.5	0.61	<0.5	<0.5	ND	--	--	
	ACPT-H-16-21	3/15/2012	16 to 21	-2.6 to -7.6		CQa	762	7.67	115	7.06	12.33	--	2,010	812	104	<20	<20	<20	<20	<20	<20	<20	<20	<20	ND	--	--	
	ACPT-H-25-30	3/15/2012	25 to 30	-11.6 to -16.6		CQa	1,616	5.78	2	7.21	12.52	--	92.9	61.1	10.5	1.83	<0.5	<0.5	0.68	0.98	<0.5	<0.5	<0.5	<0.5	ND	--	--	
	ACPT-H-45-50	3/15/2012	45 to 50	-31.6 to -36.6		FQa	722	9.06	-22	7.99	13.35	--	3.24	0.85	<0.5	<0.5	<0.5	<0.5	<0.5	<0.5	<0.5	<0.5	<0.5	<0.5	ND	--	--	
ACPT-I	ACPT-H-65-70	3/15/2012	65 to 70	-51.6 to -56.6	12.6	FQa	930	5.08	-24	8.02	13.69	--	7.66	3.4	<0.5	<0.5	<0.5	<0.5	<0.5	<0.5	<0.5	<0.5	<0.5	<0.5	ND	--	--	
	ACPT-I-12-18	3/14/2012	12 to 18	0.6 to -5.4		TEA/CQa	558	10.2	170	6.89	8.04	--	3,360	1,260	60.1	37.3	<25	<25	<25	<25	<25	<25	<25	<25	ND	--	--	
	ACPT-I-29-35	3/14/2012	29 to 35	-16.4 to -22.4		CQa	956	11	130	7.99	8.00	--	1.3	3.53	<0.5	1.00	<0.5	<0.5	<0.5	<0.5	<0.5	<0.5	<0.5	<0.5	ND	--	--	
	ACPT-I-29-35DUP	3/14/2012	29 to 35	-16.4 to -22.4		CQa	--	--	--	--	--	--	--	1.05	3.73	<0.5	1.12	<0.5	<0.5	<0.5	<0.5	<0.5	<0.5	<0.5	<0.5	ND	--	--
	ACPT-I-45-50	3/14/2012	45 to 50	-32.4 to -37.4		FQa	542	9.3	-43	7.99	8.11	--	67.7	34.6	<0.5	<0.5	0.59	<0.5	<0.5	<0.5	<0.5	<0.5	<0.5	<0.5	ND	--	--	
ACPT-J	ACPT-I-52-58	3/14/2012	52 to 58	-39.4 to -45.4	9.9	FQa	416	10.04	74	7.38	9.74	--	0.82	<0.5	<0.5	<0.5	<0.5	<0.5	<0.5	<0.5	<0.5	<0.5	<0.5	<0.5	ND	--	--	
	ACPT-I-67-72	3/14/2012	67 to 72	-54.4 to -59.4		FQa	835	4.41	26	8.88	17.95	--	6.09	3.57	<0.5	<0.5	0.60	<0.5	<0.5	<0.5	<0.5	<0.5	<0.5	<0.5	ND	--	--	
	ACPT-J-12-18	3/19/2012	12 to 18	-2.1 to -8.1		TEA/CQa	1,329	2.76	-141	7.19	15.64	--	140	26.7	8.91	<1	<1	<1	<1	1.1	<1	<1	<1	ND	--	--		
ACPT-K	ACPT-K-26-30	3/19/2012	26 to 30	-17 to -21	9.0	TEA	1,634	3.12	-148	6.98	16.86	--	1.1	2.49	<0.5	<0.5	<0.5	<0.5	<0.5	<0.5	<0.5	<0.5	<0.5	<0.5	ND	--	--	
	ACPT-K-42-46	3/19/2012	42 to 46	-33 to -37		CQa	737	3.07	-184	7.48	16.24	--	1.68	0.66	<0.5	<0.5	<0.5	<0.5	<0.5	<0.5	<0.5	<0.5	<0.5	<0.5	ND	--	--	
	ACPT-K-62-66	3/19/2012	62 to 66	-53 to -57		FQa	1,026	2.67	-82	7.82	17.18	--	0.56	<0.5	<0.5	<0.5	<0.5	<0.5	<0.5	<0.5	<0.5	0.70	<0.5	<0.5	ND	--	--	
ACPT-L	ACPT-L-21-27	3/19/2012	21 to 27	-10.5 to -16.5	10.5	CQa	2,288	2.45	-88	7.03	17.24	--	8.92	52.3	18.7	0.84	<0.5	<0.5	<0.5	<0.5	0.90	<0.5	<0.5	<0.5	ND	--	--	
	ACPT-L-29-33	3/19/2012	29 to 33	-18.5 to -22.5		CQa	2,096	3.86	-62	7.01	16.35	--	<0.5	2.29	0.54	<0.5	<0.5	<0.5	<0.5	<0.5	<0.5	<0.5	<0.5	<0.5	ND	--	--	
	ACPT-L-44-48	3/19/2012	44 to 48	-33.5 to -37.5		FQa	732	2.99	-143	7.31	16.61	--	<0.5	<0.5	<0.5	<0.5	<0.5	<0.5	<0.5	<0.5	<0.5	<0.5	<0.5	<0.5	ND	--	--	
	ACPT-L-67-72	3/19/2012	67 to 72	-56.																								

TABLE 5-1a
SUMMARY OF FIELD PARAMETERS AND ANALYTICAL RESULTS FOR DETECTED VOCs AND TPH FOR GRAB GROUNDWATER SAMPLES
Former Marchant/Whitney Site
Emeryville, California

Abbreviations:

°C = degrees Celsius

"-" = not analyzed

<0.5 = Not detected above the stated laboratory reporting limit

CO = Hydrocarbon response in gasoline range but does not resemble gasoline (f).

CQa = Coarse Quaternary Alluvial Unit (bottom elevation ranges from approximately -20 to -43 feet msl)

EPA = Environmental Protection Agency

FQa= Fine Quaternary Alluvial Unit (bottom elevation not encountered, deeper than approximately -43 feet msl)

ft bgs = feet below ground surface

ft msl = feet above mean sea level

MCLs = California Department of Public Health Drinking Water Maximum Contaminant Levels

mg/L = milligrams per liter

mV = millivolts

na = not available

NC = not calculated

NTU = nephelometric turbidity unit

QA/QC = quality assurance/quality control

TEA = Transitional Estuarine-Alluvial Unit (bottom elevation ranges from approximately -8 to -18 ft msl)

TEPH = total extractable petroleum hydrocarbons

TPH = total petroleum hydrocarbons

TPH-g = total petroleum hydrocarbons, gasoline range organics

ug/L = micrograms per liter

uS/cm = microsiemens per centimeter

VOCs = Volatile Organic Compounds

Notes:

(a) Groundwater samples were analyzed using the following methods:

VOCs using EPA Method 8260B;

TPH-g using EPA Method 8015 (modified);

TEPH (C12-C34) with silica gel cleanup using EPA Method 8015 (modified);

Analyses were performed by K-Prime, Inc., Santa Rosa, California.

(b) Concentrations that exceed the MCLs are shown in **bold** font.

(c) Field parameters were measured using a calibrated multi-parameter water quality meter.

(d) No samples were collected at the following locations due to lack of sufficient groundwater sample recovery (see Table 3-1a): (1) PW-A from 9 to 14 and 30 to 34 ft bgs, (2) PW-G from 38 to 42 ft bgs, (3) PW-H from 10 to 15 ft bgs, (4) PW-J from 46 to 51 ft bgs,

(5) PW-L from 8 to 13 ft bgs, (6) PW-M from 10 to 15 ft bgs, (7) PW-O from 11 to 16 ft bgs, (8) PW-P from 9 to 14 ft bgs, (9) PW-R from 7 to 12 ft bgs, and (10) ACPT-K from 13 to 18 ft bgs.

(e) See Table 5-1c for results of the separate phase liquid sample collected from PW-N at 30-34 ft bgs.

(f) Explanation of gasoline range organic pattern as stated in the analytical laboratory report is "The sample chromatograph response is in the gasoline hydrocarbon range, but response pattern does not resemble gasoline".

TABLE 5-1b
SUMMARY OF ANALYTICAL RESULTS FOR DISSOLVED METALS FOR GRAB GROUNDWATER SAMPLES
Former Marchant/Whitney Site
Emeryville, California

Location ID	Sample ID	Sample Date	Sample Depth (ft bgs)	Sample Elevation (ft msl)	Ground Surface Elevation (ft msl)	Stratigraphic Unit	Analytical Results (a,b)																		
							Dissolved Title 22 Metals (ug/L) (c)																		
							Antimony	Arsenic	Barium	Beryllium	Cadmium	Chromium, Total	Cobalt	Copper	Lead	Mercury	Molybdenum	Nickel	Selenium	Silver	Thallium	Vanadium	Zinc	Hexavalent Chromium	
Former Marchant/Whitney Site																									
PW-F	PW-F-21-25 (d)	8/23/2011	21 to 25	-8.4 to -12.4	12.6	CQa	<1	<1	285	<1	<1	<1	2.88	<1	<1	<0.2	7.05	11.1	<1	<1	<1	<1	1.08	--	
PW-G	PW-G-7-12	8/23/2011	7 to 12	5.6 to 0.6	12.6	TEA	<1	<1	123	<1	<1	7.16	3.16	5.92	<1	<0.2	57	13.7	<1	<1	<1	1.02	6.19	--	
	PW-G-33-37	8/23/2011	33 to 37	-20.4 to -24.4		CQa	<1	<1	42	<1	<1	12.8	<1	1.33	<1	<0.2	34	1.99	<1	<1	<1	12.8	<1	--	
PW-H	PW-H-18-22	8/23/2011	18 to 22	-5.4 to -9.4	12.6	CQa	<1	<1	129	<1	<1	1.79	9.56	1.46	<1	<0.2	13.2	13.4	<1	<1	<1	1.57	2.83	--	
PW-J	PW-J-20-24 (d)	8/24/2011	20 to 24	-7.4 to -11.4	12.6	CQa	<1	<1	175	<1	<1	<1	4.61	<1	<1	<0.2	18.1	7.85	<1	<1	<1	<1	1.23	--	
PW-M	PW-M-22-26	8/25/2011	22 to 26	-10.2 to -14.2	11.8	CQa	<1	<1	485	<1	<1	2.82	15.4	3.01	<1	<0.2	9.28	16.5	<1	<1	<1	1.74	5.51	--	
PW-N	PW-N-11-16 (d)	8/25/2011	11 to 16	0.9 to -4.1	11.9	TEA	<1	<1	69.2	<1	<1	2.65	19.2	4.44	<1	0.744	12.6	7.73	<1	<1	<1	<1	2.75	--	
PW-O	PW-O-22-26 (d)	8/26/2011	22 to 26	-9.9 to -13.9	12.1	CQa	<1	<1	371	<1	<1	14.7	45.2	8.73	<1	<0.2	28.8	47.2	<1	<1	<1	<1	1.93	<0.2	
	PW-O-29-33	8/26/2011	29 to 33	-16.9 to -20.9		CQa	<1	<1	547	<1	<1	5.04	1.84	3.55	<1	<0.2	13.2	4.27	<1	<1	<1	<1	1.49	<0.2	
	PW-O-36-40	8/26/2011	36 to 40	-23.9 to -27.9		CQa	<1	<1	255	<1	<1	1.32	1.4	1	<1	<0.2	7.62	2.95	<1	<1	<1	<1	1.94	<0.2	
MCLs (e)							6	10	1,000	4	5	50	na	1,300	15	2	na	100	50	na	2	na	na	50	
Field QAQC Samples																									
Equipment Blank	EB08222011 (f)	8/22/2011	--	--	--	--	<1	<1	2.17	<1	<1	2.13	<1	1.91	<1	<0.2	<1	2.75	<1	<1	<1	<1	10.3	--	
Filter Blank	FB08242011 (g)	8/24/2011	--	--	--	--	<1	<1	<1	<1	<1	<1	<1	<1	<1	<0.2	<1	<1	<1	<1	<1	<1	1.97	--	
5X Maximum Reported Concentration (8/22/2011)							na	na	10.9	na	na	10.7	na	9.6	na	na	na	13.8	na	na	na	na	51.5	na	
5X Maximum Reported Concentration (8/24/2011)							na	na	na	na	na	na	na	na	na	na	na	na	na	na	na	na	na	9.9	na
Sum of 5X Reported Concentration for EB08222011 and FB08242011							na	na	10.9	na	na	10.7	na	9.6	na	na	na	na	13.8	na	na	na	na	61.4	na

Abbreviations:

"--" = not analyzed

<1 = Not detected above the stated laboratory reporting limit

CQa = Coarse Quaternary Alluvial (bottom elevation ranges from approximately -20 to -43 feet msl)

CrIII = trivalent chromium

CrVI = hexavalent chromium

EPA = Environmental Protection Agency

ft bgs = feet below ground surface

ft msl = feet above mean sea level

MCLs = California Department of Public Health Drinking Water Maximum Contaminant Levels

na = not available

QAQC = quality assurance/quality control

TEA = Transitional Estuarine-Alluvial (bottom elevation ranges from approximately -8 to -18 ft msl)

ug/L = micrograms per liter

um = micrometer

Notes:

(a) Groundwater samples were analyzed for Title 22 metals using EPA Methods 200.8/245.1. Select groundwater samples were analyzed for hexavalent chromium using EPA Method 7199. Analyses were performed by K-Prime, Inc., Santa Rosa, California.

(b) Concentrations that exceed the MCLs are shown in **bold font**.

(c) Samples were either filtered through a 0.45 um filter in the field or filtered by the analytical laboratory prior to analysis.

(d) Groundwater sample was filtered by the analytical laboratory prior to analysis; therefore detected metals concentrations for this groundwater sample should be compared to 5X Maximum Reported Concentration (8/22/2011). The remaining groundwater samples were field filtered and should be compared to the Sum of 5X Reported Concentration for EB08222011 and FB08242011.

(e) A MCL has not yet been established for hexavalent chromium (CrVI). Therefore, CrVI concentrations are compared to the MCL for total chromium (CrIII and CrVI).

(f) EB08222011 was not filtered and therefore is considered to represent total metals not dissolved metals results. EB08222011 is an equipment blank of the drill rod.

(g) FB08242011 is a filter blank of a 0.45 um filter.

TABLE 5-2
SUMMARY OF FIELD PARAMETERS AND ANALYTICAL RESULTS FOR GROUNDWATER MONITORING WELL SAMPLES
Former Marchant/Whitney Site
Emeryville, California

Well ID	Sample ID	Sample Date	Well Screen Interval (ft bgs)	Well Screen Interval (ft msl)	Stratigraphic Unit	Field Parameters																	Analytical Results (a,b)									
						Purge Volume (ml)	Purge Rate (ml/min)	Conductivity (uS/cm)	Dissolved Oxygen (mg/L)	Oxidation Reduction Potential (mV)	pH	Temperature (°C)	Turbidity (NTU)	Trichloroethene	cis-1,2-Dichloroethene	trans-1,2-Dichloroethene	Chloroform	Other VOCs	TEPH (ug/L)	Total Dissolved Solids	Major Anions					Major Cations						
																					Nitrate as Nitrogen	Sulfate	Bromide	Chloride	Alkalinity, total as CaCO ₃	Calcium, total	Potassium, total	Magnesium, total	Sodium, total			
Former Marchant/Whitney Site																																
FMW01	FMW01	3/13/2012	7.3 to 35.3	5.3 to -22.8	TEA/CQa	7,400	200	631	0.16	107	6.88	17.57	27	36.7	<0.5	<0.5	<0.5	ND	<52	363	<0.5	27.4	<0.5	54.9	192	32.3	0.859	20.2	41.4			
FMW02	FMW02	3/14/2012	7.6 to 35.6	4.6 to -23.4	TEA/CQa	7,000	200	2,482	8.31	103	6.84	17.78	12	612,000	<5,000	<5,000	<5,000	ND	<52	1,440	<0.5	66.4	1.72	632	341	183	7.58	117	182			
FMW03	FMW03	3/13/2012	7.3 to 17.3	5.8 to -4.2	TEA	9,600	200	2,010	4.19	195	7.47	17.69	14	<0.5	<0.5	<0.5	0.630	ND	<51	1,160	0.695	94.8	1.1	442	235	55.5	13.0	49.0	237			
FMW04	FMW04	3/13/2012	20.5 to 35.1	-7.4 to -22	CQa	17,600	220	673	0.81	86	7.24	17.89	4.7	<0.5	<0.5	<0.5	<0.5	ND	<51	377	<0.5	34.7	<0.5	51.3	230	42.1	2.55	24.6	53.3			
FMW05	FMW05	3/14/2012	7.3 to 17.3	4.4 to -5.6	TEA	9,000	200	2,222	2.34	200	7.53	17.22	97	9,720	1,340	<100	<100	ND	<51	1,270	<0.5	165	1.17	376	479	108	7.88	75.8	293			
FMW06	FMW06	3/14/2012	19.4 to 35.4	-7.7 to -23.7	CQa	6,600	200	1,312	2.19	117	7.16	17.59	16	173,000	<2,000	<2,000	<2,000	ND	<52	748	<0.5	55.4	0.859	283	173	59.2	6.09	45.8	119			
FMW07	FMW07	3/13/2012	7.3 to 17.3	5.3 to -4.7	TEA	8,200	200	1,297	0.58	106	6.85	18.92	25	87.5	19.4	4.25	<0.5	ND	<51	746	7.86	73.2	<0.5	144	329	69.0	7.61	46.3	137			
FMW08	FMW08	3/13/2012	19.6 to 35.6	-7 to -23	CQa	18,000	200	724	1.03	128	6.88	19.19	4.9	34,800	<250	<250	<250	ND	<51	406	<0.5	39.7	<0.5	67.2	219	44.2	2.94	27.3	57.3			
MCLs						na	na	na	na	na	na	na	na	na	5	6	10	na	na	na	na	na	na	na	na	na	na	na	na			

Abbreviations:

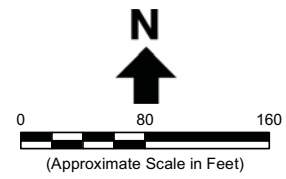
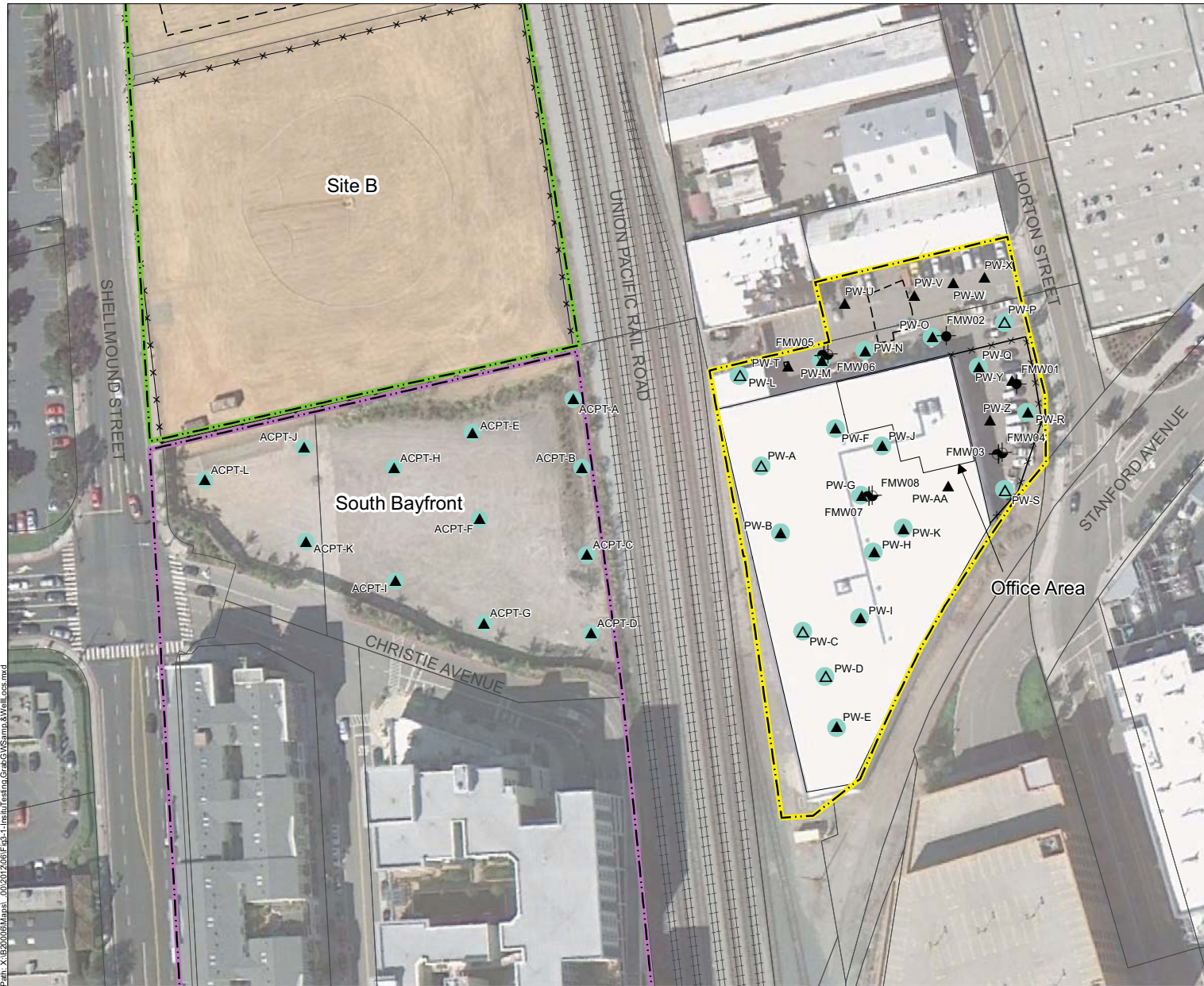
°C = degrees Celsius	ml/min = milliliter per minute
<0.5 = Not detected above the stated laboratory reporting limit	mV = millivolts
CaCO ₃ = calcium carbonate	na = not available
CQa = Coarse Quaternary Alluvial Unit (bottom elevation ranges from approximately -20 to -43 feet msl)	NTU = nephelometric turbidity unit
ft bgs = feet below ground surface	TEA = Transitional Estuarine-Alluvial Unit (bottom elevation ranges from approximately -8 to -18 ft msl)
ft msl = feet above mean sea level	TEPH - total extractable petroleum hydrocarbons
MCLs = California Department of Public Health Drinking Water Maximum Contaminant Levels	ug/L = micrograms per liter
mg/L = milligrams per liter	uS/cm = microsiemens per centimeter
ml = milliliter	VOCs = Volatile Organic Compounds

Notes:

- (a) Groundwater samples were analyzed for the following analytes using the following methods:
VOCs using EPA Method 8260B;
TEPH (C12-C34) with silica gel cleanup using EPA Method 8015 (modified);
Total Dissolved Solids using SM 2540C.
Nitrate, Sulfate, Bromide, and Chloride using EPA Method 300.0;
Alkalinity using SM 2320B
Calcium, Potassium, Magnesium, Sodium using EPA 200.8/130.2
Analyses were performed by K-Prime, Inc., Santa Rosa, California.
- (b) Concentrations detected above the MCLs are shown in **bold** font.

Attachment 5

Summary of Groundwater Analytical Results from the FMW Site



Legend

- FMW Site Property Boundary
- Site B Property Boundary
- South Bayfront Property Boundary
- CPT Location (Note 2)
- HPT Location
- Grab Groundwater Sampling Location
- Groundwater Monitoring Well - TEA Unit
- Groundwater Monitoring Well - CQa Unit
- Groundwater Monitoring Well - TEA and CQa Unit
- Approximate Extent of Subsurface Geophysical Anomaly

Abbreviations

CPT= cone penetrometer test
 CQa = Coarse Quaternary Alluvial Unit (bottom elevation ranges from approximately -20 to -43 feet msl)
 feet msl = feet above mean sea level
 FMW = Former Marchant/Whitney
 HPT = hydraulic profiling tool
 MIP = membrane interface probe
 TEA = Transitional Estuarine-Alluvial Unit (bottom elevation ranges from approximately -8 to -18 feet msl)

Notes

1. All locations are approximate.
2. MIP testing was performed at FMW Site locations PW-B, PW-F to PW-K, PW-M to PW-O, PW-Q, and PW-T to PW-AA and Site A locations ACPT-A to ACPT-D and ACPT-G. HPT was performed at FMW Site locations PW-B, PW-E, PW-Q, and PW-R.
3. For description of TEA and CQa stratigraphic units, see Section 4.1 of the text.

Reference: Google Earth Pro, Date of Imagery, 2 October 2009.

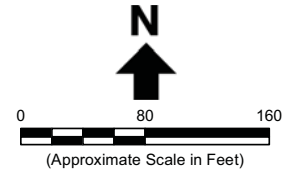
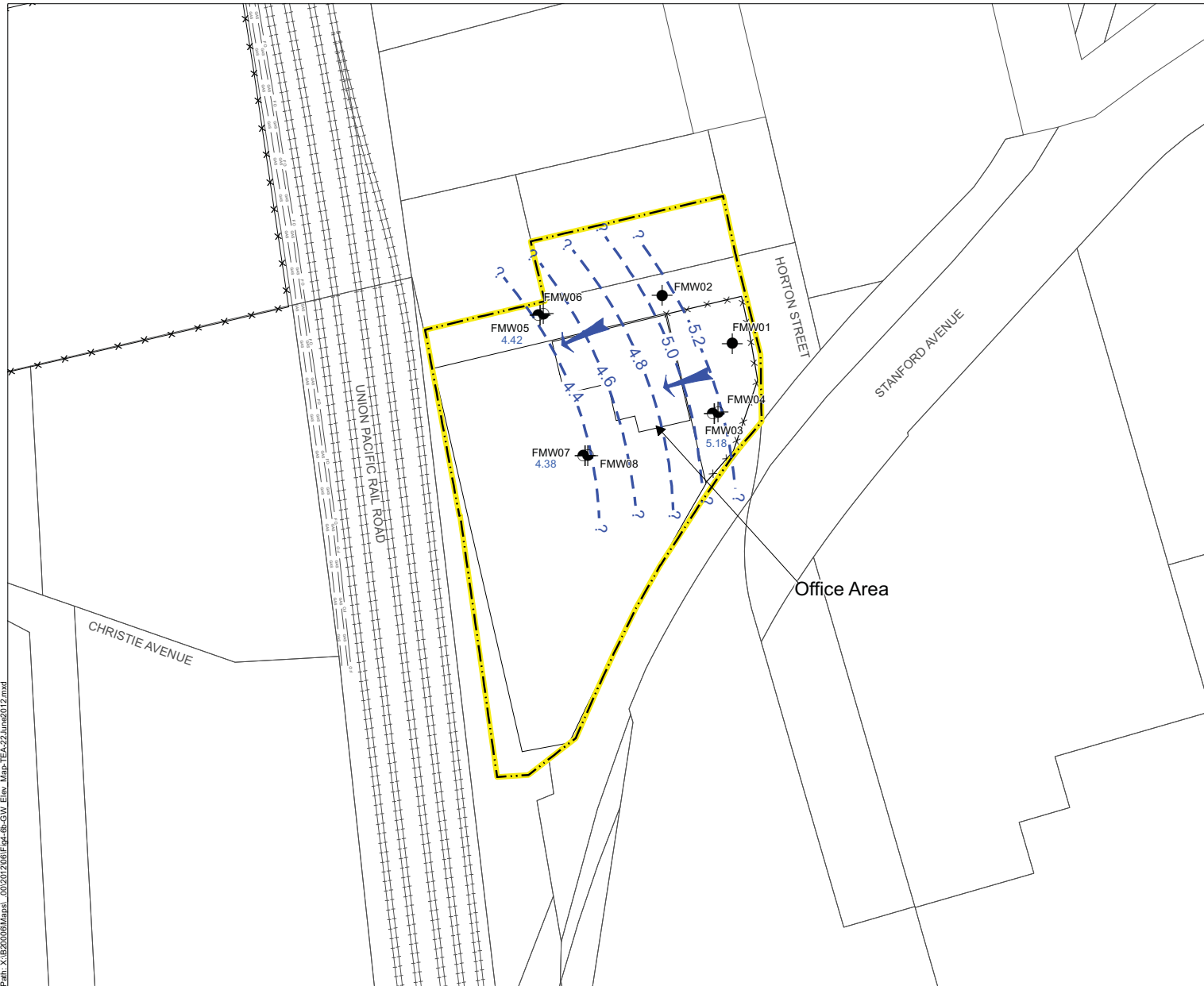
**Erler &
Kalinowski, Inc.**

In-situ Testing, Grab Groundwater Sampling
& Groundwater Monitoring Well Locations

Former Marchant/Whitney Site
Emeryville, CA
June 2012
EK1 B20006.00
Figure 3-1

Path: X:\B20006\Map\00120172009\Fig3-1\In-situ\GroundwaterMonitoringWellLocations.mxd

Path: X:\B20006\Map\00201206\Fig4-6b-51W_Elev_Map-TEA-22June2012.mxd



Legend

- FMW Site Property Boundary
- FMW Groundwater Monitoring Well - TEA Unit
- FMW Groundwater Monitoring Well - CQa Unit
- FMW Groundwater Monitoring Well - TEA and CQa Unit
- 5.2· Approximate Groundwater Elevation Contour (feet msl)
- 5.18 Groundwater Elevation (feet msl)
- Hydraulic Gradient Direction

Abbreviations

CQa = Coarse Quaternary Alluvial Unit (bottom elevation ranges from approximately -20 to -43 feet msl)
 feet msl = feet above mean sea level
 FMW = Former Marchant/Whitney
 TEA = Transitional Estuarine-Alluvial Unit (bottom elevation ranges from approximately -8 to -18 feet msl)

Notes

1. All locations are approximate.
2. For description of TEA and CQa stratigraphic units, see Section 4.1 of the text.

**Erler &
Kalinowski, Inc.**

Groundwater Elevation Contours in TEA Unit
22 June 2012

Former Marchant/Whitney Site
Emeryville, CA
June 2012
EK1 B20006.00
Figure 4-6b

TABLE 5-1a
SUMMARY OF FIELD PARAMETERS AND ANALYTICAL RESULTS FOR DETECTED VOCs AND TPH FOR GRAB GROUNDWATER SAMPLES
Former Marchant/Whitney Site
Emeryville, California

Location ID (d)	Sample ID	Sample Date	Sample Depth (ft bgs)	Sample Elevation (ft msl)	Ground Surface Elevation (ft msl)	Stratigraphic Unit	Field Parameters (c)						Analytical Results (a,b)															
							Conductivity (µS/cm)	Dissolved Oxygen (mg/L)	Oxidation Reduction Potential (mV)	pH	Temperature (°C)	Turbidity (NTU)	Detected VOCs (ug/L)											TPH (ug/L)				
													Trichloroethene	cis-1,2-Dichloroethene	trans-1,2-Dichloroethene	Vinyl Chloride	Benzene	1,1-Dichloroethane	1,2-Dichloroethane	1,1,1-Dichloroethane	Toluene	Trichlorotrifluoroethane	Other VOCs	TPH-g	TEPH			
Former Marchant/Whitney Site																												
PW-A	PW-A-26-30	8/12/2011	26 to 30	-13.4 to -17.4	12.6	CQa	765	2.8	116	6.5	18.9	5,999	6.5	3.51	<0.5	<0.5	<0.5	<0.5	<0.5	<0.5	<0.5	<0.5	<0.5	<0.5	ND	--	--	
	PW-A-37-41	8/10/2011	37 to 41	-24.4 to -28.4		CQa	742	0.69	74	7.08	19.5	2,000	22,700	<100	<100	<100	<100	<100	<100	<100	<100	<100	<100	<100	<100	ND	4,430 CO	<50
PW-B	PW-B-10-15	8/10/2011	10 to 15	2.6 to -2.4	12.6	TEA	--	--	--	--	--	--	1,540	406	23.9	<10	<10	<10	<10	<10	<10	<10	<10	<10	ND	442 CO	<83	
	PW-B-25-29	8/10/2011	25 to 29	-12.4 to -16.4		CQa	796	0.42	-11	6.95	19.5	5,999	48.8	<0.5	<0.5	<0.5	<0.5	<0.5	<0.5	<0.5	<0.5	<0.5	<0.5	<0.5	ND	<50	<100	
	PW-B-30-34	8/10/2011	30 to 34	-17.4 to -21.4		CQa	948	0.38	44	6.96	19.6	5,999	65,100	<500	<500	<500	<500	<500	<500	<500	<500	<500	<500	<500	<500	ND	15,800 CO	<50
	PW-B-40-44	8/24/2011	40 to 44	-27.4 to -31.4		CQa	1,030	3.06	31	6.96	18.8	5,999	153,000	<2,000	<2,000	<2,000	<2,000	<2,000	<2,000	<2,000	<2,000	<2,000	<2,000	<2,000	<2,000	ND	--	--
PW-C	PW-C-9-14	8/10/2011	9 to 14	3.5 to -1.5	12.5	CQa	745	0.23	111	6.63	18.7	19.1	7.76	<0.5	<0.5	<0.5	<0.5	<0.5	<0.5	<0.5	<0.5	<0.5	<0.5	<0.5	ND	--	--	
	PW-C-22-26	8/11/2011	22 to 26	-9.5 to -13.5		CQa	791	0.2	-8	6.78	19.3	2,000	<0.5	<0.5	<0.5	<0.5	<0.5	<0.5	<0.5	<0.5	<0.5	<0.5	<0.5	<0.5	<0.5	ND	--	--
	PW-C-31-35	8/11/2011	31 to 35	-18.5 to -22.5		CQa	656	0.17	-31	6.82	19.4	889	<0.5	<0.5	<0.5	<0.5	<0.5	<0.5	<0.5	<0.5	<0.5	<0.5	<0.5	<0.5	<0.5	ND	--	--
PW-D	PW-D-8-13	8/9/2011	8 to 13	4.6 to -0.4	12.6	CQa	778	2.14	67	6.96	18.8	2,000	1.28	<0.5	<0.5	<0.5	<0.5	<0.5	<0.5	<0.5	<0.5	<0.5	<0.5	<0.5	ND	<50	<50	
	PW-D-20-24	8/9/2011	20 to 24	-7.4 to -11.4		CQa	--	--	--	--	--	--	--	<0.5	<0.5	<0.5	<0.5	<0.5	<0.5	<0.5	<0.5	<0.5	<0.5	<0.5	<0.5	ND	--	--
	PW-D-25-29	8/9/2011	25 to 29	-12.4 to -16.4		CQa	--	--	--	--	--	--	--	<0.5	<0.5	<0.5	<0.5	<0.5	<0.5	<0.5	<0.5	<0.5	<0.5	<0.5	<0.5	ND	<50	<100
PW-E	PW-E-6-11	8/9/2011	6 to 11	6.6 to 1.6	12.6	TEA	738	0.41	102	6.37	18.5	623	<0.5	<0.5	<0.5	<0.5	<0.5	<0.5	<0.5	<0.5	<0.5	<0.5	<0.5	<0.5	ND	--	--	
	PW-E-18-22	8/9/2011	18 to 22	-5.4 to -9.4		CQa	742	0.33	46	6.74	19	5,999	<0.5	<0.5	<0.5	<0.5	<0.5	<0.5	<0.5	<0.5	<0.5	<0.5	<0.5	<0.5	<0.5	ND	--	--
	PW-E-24-28	8/9/2011	24 to 28	-11.4 to -15.4		CQa	--	--	--	--	--	--	20	<0.5	<0.5	<0.5	<0.5	<0.5	<0.5	<0.5	<0.5	<0.5	<0.5	<0.5	<0.5	ND	--	--
PW-F	PW-F-10-15	8/24/2011	10 to 15	2.7 to -2.4	12.6	TEA	--	--	--	--	--	--	46,400	1,340	<400	<400	<400	<400	<400	<400	<400	<400	<400	<400	<400	ND	--	--
	PW-F-21-25	8/23/2011	21 to 25	-8.4 to -12.4		CQa	--	--	--	--	--	--	155,000	<2,000	<2,000	<2,000	<2,000	<2,000	<2,000	<2,000	<2,000	<2,000	<2,000	<2,000	<2,000	ND	--	<50
	PW-F-32-36	8/24/2011	32 to 36	-19.4 to -23.4		CQa	1,374	2.72	-14	6.81	23.8	520	171,000	<1,000	<1,000	<1,000	<1,000	<1,000	<1,000	<1,000	<1,000	<1,000	<1,000	<1,000	<1,000	ND	--	--
	PW-F-38-42	8/23/2011	38 to 42	-25.4 to -29.4		CQa	694	1.83	-56	7.32	21	1,343	41,100	<500	<500	<500	<500	<500	<500	<500	<500	<500	<500	<500	<500	ND	--	--
	PW-F-46-50	8/24/2011	46 to 50	-33.4 to -37.4		FQa	--	--	--	--	--	--	7,230	<50	<50	<50	<50	<50	<50	<50	<50	<50	<50	<50	<50	ND	--	--
PW-G	PW-G-7-12	8/23/2011	7 to 12	5.6 to 0.6	12.6	TEA	--	--	--	--	--	--	254	59	14.2	<2.5	<2.5	<2.5	<2.5	<2.5	<2.5	<2.5	<2.5	<2.5	ND	--	--	
	PW-G-28-32	8/23/2011	28 to 32	-15.4 to -19.4		CQa	769	0.64	-54	6.93	19.4	2,000	11,600	<100	<100	<100	<100	<100	<100	<100	<100	<100	<100	<100	<100	ND	--	--
	PW-G-33-37	8/23/2011	33 to 37	-20.4 to -24.4		CQa	603	0.95	-100	9.55	19.2	1,101	47,700	<250	<250	<250	<250	<250	<250	<250	<250	<250	<250	<250	<250	ND	--	<50
	PW-G-45-49	8/23/2011	45 to 49	-32.4 to -36.4		FQa	--	--	--	--	--	--	18.3	<0.5	<0.5	<0.5	<0.5	<0.5	<0.5	<0.5	<0.5	<0.5	<0.5	<0.5	<0.5	ND	--	--
PW-H	PW-H-18-22	8/23/2011	18 to 22	-5.4 to -9.4	12.6	CQa	--	--	--	--	--	--	3,420	<40	<40	<40	<40	<40	<40	<40	<40	<40	<40	<40	<40	ND	--	--
	PW-H-24-28	8/23/2011	24 to 28	-11.4 to -15.4		CQa	635	0.8	-51	7.1	19.4	5,999	3.29	<0.5	<0.5	<0.5	<0.5	<0.5	<0.5	<0.5	<0.5	<0.5	<0.5	<0.5	<0.5	ND	--	--
	PW-H-39-44	8/22/2011	39 - 44	-26.4 to -31.4		CQa	584	1	2	6.9	20.4	442	<0.5	<0.5	<0.5	<0.5	<0.5	<0.5	<0.5	<0.5	<0.5	<0.5	<0.5	<0.5	<0.5	ND	--	--
PW-I	PW-I-10-15	8/22/2011	10 to 15	2.6 to -2.4	12.6	CQa	742	0.98	46	6.62	18.8	68.8	1.72	<0.5	<0.5	<0.5	<0.5	<0.5	<0.5	<0.5	<0.5	<0.5	<0.5	<0.5	ND	--	--	
	PW-I-27-32	8/22/2011	27 to 32	-14.4 to -19.4		CQa	563	1.16	-14	6.87	19.8	5,999	<0.5	<0.5	<0.5	<0.5	<0.5	<0.5	<0.5	<0.5	<0.5	<0.5	<0.5	<0.5	<0.5	ND	--	--
	PW-I-37-42	8/22/2011	37 to 42	-24.4 to -29.4		CQa	--	--	--	--	--	--	--	<0.5	<0.5	<0.5	<0.5	<0.5	<0.5	<0.5	<0.5	<0.5	<0.5	<0.5	<0.5	ND	--	--
PW-J	PW-J-10-15	8/23/2011	10 to 15	2.6 to -2.4	12.6	TEA	956	6.51	33	6.9	19.8	2,000	1,040	301	43.9	<10	<10	<10	<10	<10	<10	<10	<10	<10	ND	--	--	
	PW-J-20-24	8/24/2011	20 to 24	-7.4 to -11.4		CQa	839	3.68	-22	7	17	347	268,000	<2,000	<2,000	<2,000	<2,000	<2,000	<2,000	<2,000	<2,000	<2,000	<2,000	<2,000	<2,000	ND	--	--
	PW-J-30-34	8/24/2011	30 to 34	-17.34 to -21.4		CQa	1,247	4.7	26	6.93	16.3	702	274,000	<2,000	<2,000	<2,000	<2,000	<2,000	<2,000	<2,000	<2,000	<2,000	<2,000	<2,000	<2,000	ND	--	<50
PW-K	PW-K-10-15	8/22/2011	10 to 15	2.6 to -2.4	12.6	TEA	856	5.71	45	6.95	19	5,999	5.67	<0.5	<0.5	<0.5	<0.5	<0.5	<0.5	<0.5	<0.5	<0.5	<0.5	<0.5	<0.5	ND	--	--
	PW-K-21-25	8/22/2011	21 to 25	-8.4 to -12.4		CQa	647	4.85	23	6.98	19.3	2,000	2.04	<0.5	<0.5	<0.5	<0.5	<0.5	<0.5	<0.5	<0.5	<0.5	<0.5	<0.5	<0.5	ND	--	--
	PW-K-27-31	8/22/2011	27 to 31	-14.4 to -18.4		CQa	613	3.33	35	7.06	19.5	5,999	0.85	<0.5	<0.5	<0.5	<0.5	<0.5	<0.5	<0.5	<0.5	<0.5	<0.5	<0.5	<0.5	ND	--	--
MCLs							na	na	na	na	na	na	5	6	10	0.5	1	5	0.5	6	150	1,200	na	na	na			

TABLE 5-1a
SUMMARY OF FIELD PARAMETERS AND ANALYTICAL RESULTS FOR DETECTED VOCs AND TPH FOR GRAB GROUNDWATER SAMPLES
Former Marchant/Whitney Site
Emeryville, California

Location ID (d)	Sample ID	Sample Date	Sample Depth (ft bgs)	Sample Elevation (ft msl)	Ground Surface Elevation (ft msl)	Stratigraphic Unit	Field Parameters (c)						Analytical Results (a,b)															
							Conductivity (µS/cm)	Dissolved Oxygen (mg/L)	Oxidation Reduction Potential (mV)	pH	Temperature (°C)	Turbidity (NTU)	Detected VOCs (ug/L)											TPH (ug/L)				
													Trichloroethene	cis-1,2-Dichloroethene	trans-1,2-Dichloroethene	Vinyl Chloride	Benzene	1,1-Dichloroethane	1,2-Dichloroethane	1,1,1-Dichloroethane	Toluene	Trichlorotrifluoroethane	Other VOCs	TPH-g	TEPH			
Former Marchant/Whitney Site																												
PW-L	PW-L-23-27	8/11/2011	23 to 27	-11.4 to -15.4	11.6	CQa	1,387	0.47	65	6.56	17.7	2,000	3.22	<0.5	<0.5	<0.5	<0.5	<0.5	<0.5	<0.5	<0.5	<0.5	<0.5	ND	<50	<50		
	PW-L-28-32	8/11/2011	28 to 32	-16.4 to -20.4		CQa	1,106	0.48	34	6.76	18.3	929	24,500	<200	<200	<200	<200	<200	<200	<200	<200	<200	<200	<200	ND	4,510 CO	<50	
	PW-L-37-41	8/11/2011	37 to 41	-25.4 to -29.4		CQa	723	0.26	-47	6.99	18.8	881	1,260	<10	<10	<10	<10	<10	<10	<10	<10	<10	<10	<10	ND	--	--	
PW-M	PW-M-22-26	8/25/2011	22 to 26	-10.2 to -14.2	11.8	CQa	--	--	--	--	--	205,000	<2,000	<2,000	<2,000	<2,000	<2,000	<2,000	<2,000	<2,000	<2,000	<2,000	<2,000	ND	--	<50		
	PW-M-30-34	8/25/2011	30 to 34	-18.2 to -22.2		CQa	1,168	1.22	-4	6.88	20	699	51,200	<400	<400	<400	<400	<400	<400	<400	<400	<400	<400	<400	ND	--	--	
	PW-M-38-42	8/25/2011	38 to 42	-26.2 to -30.2		CQa	643	0.46	53	6.96	19.9	588	6,140	<50	<50	<50	<50	<50	<50	<50	<50	<50	<50	<50	ND	--	--	
PW-N (e)	PW-N-11-16	8/25/2011	11 to 16	0.9 to -4.1	11.9	TEA	--	--	--	--	--	6,860	1,360	190	<40	<40	<40	<40	<40	<40	<40	<40	<40	ND	--	--		
	PW-N-22-26	8/26/2011	22 to 26	-10.1 to -14.1		TEA	--	--	--	--	--	--	100,000	<1,000	<1,000	<1,000	<1,000	<1,000	<1,000	<1,000	<1,000	<1,000	<1,000	<1,000	ND	--	--	
PW-O	PW-O-22-26	8/26/2011	22 to 26	-9.9 to -13.9	12.1	CQa	--	--	--	--	--	838,000	<5,000	<5,000	<5,000	<5,000	<5,000	<5,000	<5,000	<5,000	<5,000	<5,000	<5,000	ND	--	--		
	PW-O-29-33	8/26/2011	29 to 33	-16.9 to -20.9		CQa	161	5.82	147	7.01	24.8	757	431,000	<2,500	<2,500	<2,500	<2,500	<2,500	<2,500	<2,500	<2,500	<2,500	<2,500	<2,500	<2,500	ND	68,100 CO	<50
	PW-O-36-40	8/26/2011	36 to 40	-23.9 to -27.9		CQa	788	0.29	94	6.99	20.2	882	21,900	<250	<250	<250	<250	<250	<250	<250	<250	<250	<250	<250	ND	5,050 CO	<50	
PW-P	PW-P-20-24	8/12/2011	20 to 24	-7.6 to -11.6	12.4	CQa	264	4.46	57	6.6	20.7	2,000	920	125	<10	13.5	<10	12.4	<10	86.6	<10	148	ND	355 CO	<50			
	PW-P-29-33	8/12/2011	29 to 33	-16.6 to -20.6		CQa	188	0.56	-56	6.59	24.9	312	111	<1	<1	<1	<1	<1	<1	<1	<1	<1	<1	ND	--	--		
	PW-P-38-42	8/12/2011	38 to 42	-25.6 to -29.6		CQa	--	--	--	--	--	--	6.72	<0.5	<0.5	<0.5	<0.5	<0.5	<0.5	<0.5	<0.5	<0.5	<0.5	ND	--	--		
PW-Q	PW-Q-8-13	8/8/2011	8 to 13	4.6 to -0.4	12.6	TEA	--	--	--	--	--	970	30.2	<10	<10	<10	<10	<10	<10	<10	<10	<10	ND	--	--			
	PW-Q-22-26	8/8/2011	22 to 26	-9.4 to -13.4		TEA/CQa	1,274	0.81	5	6.74	21.2	367	11,600	<100	<100	<100	<100	<100	<100	<100	<100	<100	<100	<100	ND	3,690 CO	963	
	PW-Q-29-33	8/8/2011	29 to 33	-16.4 to -20.4		CQa	1,157	0.25	40	6.83	21.4	2,000	461,000	<2,000	<2,000	<2,000	<2,000	<2,000	<2,000	<2,000	<2,000	<2,000	<2,000	<2,000	ND	75,300 CO	250	
	PW-Q-38-42	8/10/2011	38 to 42	-25.4 to -29.4		CQa	--	--	--	--	--	--	3,890	<25	<25	<25	<25	<25	<25	<25	<25	<25	<25	<25	ND	--	--	
PW-R	PW-R-17-21	8/9/2011	17 to 21	-4.3 to -8.3	12.7	CQa	915	0.27	5	6.73	19.8	686	59.4	10.1	0.53	<0.5	<0.5	<0.5	<0.5	<0.5	9.14	0.68	<0.5	<0.5	ND	--	--	
	PW-R-25-29	8/9/2011	25 to 29	-12.3 to -16.3		CQa	639	5.7	116	6.23	20.1	5,999	0.53	<0.5	<0.5	<0.5	<0.5	<0.5	<0.5	<0.5	<0.5	<0.5	<0.5	<0.5	ND	--	--	
PW-S	PW-S-8-13	8/8/2011	8 to 13	5.4 to 0.4	13.4	TEA	--	--	--	--	--	<0.5	<0.5	<0.5	<0.5	<0.5	<0.5	<0.5	<0.5	<0.5	<0.5	<0.5	ND	<50	<50			
	PW-S-22-26	8/8/2011	22 to 26	-8.6 to -12.6		CQa	635	1.72	21	6.76	20.4	5,999	<0.5	<0.5	<0.5	<0.5	<0.5	<0.5	<0.5	<0.5	<0.5	<0.5	<0.5	<0.5	ND	<50	<50	
	PW-S-27-31	8/8/2011	27 to 31	-13.6 to -17.6		CQa	637	5.85	65	7.53	25.1	5,999	<0.5	<0.5	<0.5	<0.5	<0.5	<0.5	<0.5	<0.5	<0.5	<0.5	<0.5	<0.5	ND	--	--	
MCLs							na	na	na	na	na	na	5	6	10	0.5	1	5	0.5	6	150	1,200	na	na	na			
Field QA/QC Samples - Former Marchant/Whitney Site																												
Equipment Blank	EB08102011	8/10/2011	--	--	--	--	--	--	--	--	--	--	<0.5	<0.5	<0.5	<0.5	<0.5	<0.5	<0.5	<0.5	<0.5	<0.5	ND	--	--			
Equipment Blank	EB08122011	8/12/2011	--	--	--	--	--	--	--	--	--	--	<0.5	<0.5	<0.5	<0.5	<0.5	<0.5	<0.5	<0.5	<0.5	<0.5	ND	<50	<50			
Equipment Blank	EB08222011	8/22/2011	--	--	--	--	--	--	--	--	--	--	<0.5	<0.5	<0.5	<0.5	<0.5	<0.5	<0.5	<0.5	<0.5	<0.5	ND	<50	<50			
Trip Blank	TB08082011	8/8/2011	--	--	--	--	--	--	--	--	--	--	<0.5	<0.5	<0.5	<0.5	<0.5	<0.5	<0.5	<0.5	<0.5	<0.5	ND	--	--			
Trip Blank	TB08102011	8/10/2011	--	--	--	--	--	--	--	--	--	--	<0.5	<0.5	<0.5	<0.5	<0.5	<0.5	<0.5	<0.5	<0.5	<0.5	ND	--	--			
Trip Blank	TB08122011	8/12/2011	--	--	--	--	--	--	--	--	--	--	<0.5	<0.5	<0.5	<0.5	<0.5	<0.5	<0.5	<0.5	<0.5	<0.5	ND	--	--			
Trip Blank	TB08222011	8/22/2011	--	--	--	--	--	--	--	--	--	--	<0.5	<0.5	<0.5	<0.5	<0.5	<0.5	<0.5	<0.5	<0.5	<0.5	ND	--	--			
Trip Blank	TB08242011-1	8/24/2011	--	--	--	--	--	--	--	--	--	--	<0.5	<0.5	<0.5	<0.5	<0.5	<0.5	<0.5	<0.5	<0.5	<0.5	ND	--	--			
Trip Blank	TB08252011	8/25/2011	--	--	--	--	--	--	--	--	--	--	<0.5	<0.5	<0.5	<0.5	<0.5	<0.5	<0.5	<0.5	<0.5	<0.5	ND	--	--			

TABLE 5-1a
SUMMARY OF FIELD PARAMETERS AND ANALYTICAL RESULTS FOR DETECTED VOCs AND TPH FOR GRAB GROUNDWATER SAMPLES
Former Marchant/Whitney Site
Emeryville, California

Abbreviations:

°C = degrees Celsius

"-" = not analyzed

<0.5 = Not detected above the stated laboratory reporting limit

CO = Hydrocarbon response in gasoline range but does not resemble gasoline (f).

CQa = Coarse Quaternary Alluvial Unit (bottom elevation ranges from approximately -20 to -43 feet msl)

EPA = Environmental Protection Agency

FQa= Fine Quaternary Alluvial Unit (bottom elevation not encountered, deeper than approximately -43 feet msl)

ft bgs = feet below ground surface

ft msl = feet above mean sea level

MCLs = California Department of Public Health Drinking Water Maximum Contaminant Levels

mg/L = milligrams per liter

mV = millivolts

na = not available

NC = not calculated

NTU = nephelometric turbidity unit

QA/QC = quality assurance/quality control

TEA = Transitional Estuarine-Alluvial Unit (bottom elevation ranges from approximately -8 to -18 ft msl)

TEPH = total extractable petroleum hydrocarbons

TPH = total petroleum hydrocarbons

TPH-g = total petroleum hydrocarbons, gasoline range organics

ug/L = micrograms per liter

uS/cm = microsiemens per centimeter

VOCs = Volatile Organic Compounds

Notes:

(a) Groundwater samples were analyzed using the following methods:

VOCs using EPA Method 8260B;

TPH-g using EPA Method 8015 (modified);

TEPH (C12-C34) with silica gel cleanup using EPA Method 8015 (modified);

Analyses were performed by K-Prime, Inc., Santa Rosa, California.

(b) Concentrations that exceed the MCLs are shown in **bold** font.

(c) Field parameters were measured using a calibrated multi-parameter water quality meter.

(d) No samples were collected at the following locations due to lack of sufficient groundwater sample recovery (see Table 3-1a): (1) PW-A from 9 to 14 and 30 to 34 ft bgs, (2) PW-G from 38 to 42 ft bgs, (3) PW-H from 10 to 15 ft bgs, (4) PW-J from 46 to 51 ft bgs,

(5) PW-L from 8 to 13 ft bgs, (6) PW-M from 10 to 15 ft bgs, (7) PW-O from 11 to 16 ft bgs, (8) PW-P from 9 to 14 ft bgs, (9) PW-R from 7 to 12 ft bgs, and (10) ACPT-K from 13 to 18 ft bgs.

(e) See Table 5-1c for results of the separate phase liquid sample collected from PW-N at 30-34 ft bgs.

(f) Explanation of gasoline range organic pattern as stated in the analytical laboratory report is "The sample chromatograph response is in the gasoline hydrocarbon range, but response pattern does not resemble gasoline".

TABLE 5-1b
SUMMARY OF ANALYTICAL RESULTS FOR DISSOLVED METALS FOR GRAB GROUNDWATER SAMPLES
Former Marchant/Whitney Site
Emeryville, California

Location ID	Sample ID	Sample Date	Sample Depth (ft bgs)	Sample Elevation (ft msl)	Ground Surface Elevation (ft msl)	Stratigraphic Unit	Analytical Results (a,b)																			
							Dissolved Title 22 Metals (ug/L) (c)																			
							Antimony	Arsenic	Barium	Beryllium	Cadmium	Chromium, Total	Cobalt	Copper	Lead	Mercury	Molybdenum	Nickel	Selenium	Silver	Thallium	Vanadium	Zinc	Hexavalent Chromium		
Former Marchant/Whitney Site																										
PW-F	PW-F-21-25 (d)	8/23/2011	21 to 25	-8.4 to -12.4	12.6	CQa	<1	<1	285	<1	<1	<1	2.88	<1	<1	<0.2	7.05	11.1	<1	<1	<1	<1	1.08	--		
PW-G	PW-G-7-12	8/23/2011	7 to 12	5.6 to 0.6	12.6	TEA	<1	<1	123	<1	<1	7.16	3.16	5.92	<1	<0.2	57	13.7	<1	<1	<1	1.02	6.19	--		
	PW-G-33-37	8/23/2011	33 to 37	-20.4 to -24.4		CQa	<1	<1	42	<1	<1	12.8	<1	1.33	<1	<0.2	34	1.99	<1	<1	<1	12.8	<1	--		
PW-H	PW-H-18-22	8/23/2011	18 to 22	-5.4 to -9.4	12.6	CQa	<1	<1	129	<1	<1	1.79	9.56	1.46	<1	<0.2	13.2	13.4	<1	<1	<1	1.57	2.83	--		
PW-J	PW-J-20-24 (d)	8/24/2011	20 to 24	-7.4 to -11.4	12.6	CQa	<1	<1	175	<1	<1	<1	4.61	<1	<1	<0.2	18.1	7.85	<1	<1	<1	<1	1.23	--		
PW-M	PW-M-22-26	8/25/2011	22 to 26	-10.2 to -14.2	11.8	CQa	<1	<1	485	<1	<1	2.82	15.4	3.01	<1	<0.2	9.28	16.5	<1	<1	<1	1.74	5.51	--		
PW-N	PW-N-11-16 (d)	8/25/2011	11 to 16	0.9 to -4.1	11.9	TEA	<1	<1	69.2	<1	<1	2.65	19.2	4.44	<1	0.744	12.6	7.73	<1	<1	<1	<1	2.75	--		
PW-O	PW-O-22-26 (d)	8/26/2011	22 to 26	-9.9 to -13.9	12.1	CQa	<1	<1	371	<1	<1	14.7	45.2	8.73	<1	<0.2	28.8	47.2	<1	<1	<1	<1	1.93	<0.2		
	PW-O-29-33	8/26/2011	29 to 33	-16.9 to -20.9		CQa	<1	<1	547	<1	<1	5.04	1.84	3.55	<1	<0.2	13.2	4.27	<1	<1	<1	<1	1.49	<0.2		
	PW-O-36-40	8/26/2011	36 to 40	-23.9 to -27.9		CQa	<1	<1	255	<1	<1	1.32	1.4	1	<1	<0.2	7.62	2.95	<1	<1	<1	<1	1.94	<0.2		
MCLs (e)							6	10	1,000	4	5	50	na	1,300	15	2	na	100	50	na	2	na	na	50		
Field QAQC Samples																										
Equipment Blank	EB08222011 (f)	8/22/2011	--	--	--	--	<1	<1	2.17	<1	<1	2.13	<1	1.91	<1	<0.2	<1	2.75	<1	<1	<1	<1	<1	10.3	--	
Filter Blank	FB08242011 (g)	8/24/2011	--	--	--	--	<1	<1	<1	<1	<1	<1	<1	<1	<1	<0.2	<1	<1	<1	<1	<1	<1	<1	1.97	--	
5X Maximum Reported Concentration (8/22/2011)							na	na	10.9	na	na	10.7	na	9.6	na	na	na	13.8	na	na	na	na	na	51.5	na	
5X Maximum Reported Concentration (8/24/2011)							na	na	na	na	na	na	na	na	na	na	na	na	na	na	na	na	na	9.9	na	
Sum of 5X Reported Concentration for EB08222011 and FB08242011							na	na	10.9	na	na	10.7	na	9.6	na	na	na	na	13.8	na	na	na	na	na	61.4	na

Abbreviations:

"--" = not analyzed

<1 = Not detected above the stated laboratory reporting limit

CQa = Coarse Quaternary Alluvial (bottom elevation ranges from approximately -20 to -43 feet msl)

CrIII = trivalent chromium

CrVI = hexavalent chromium

EPA = Environmental Protection Agency

ft bgs = feet below ground surface

ft msl = feet above mean sea level

MCLs = California Department of Public Health Drinking Water Maximum Contaminant Levels

na = not available

QAQC = quality assurance/quality control

TEA = Transitional Estuarine-Alluvial (bottom elevation ranges from approximately -8 to -18 ft msl)

ug/L = micrograms per liter

um = micrometer

Notes:

(a) Groundwater samples were analyzed for Title 22 metals using EPA Methods 200.8/245.1. Select groundwater samples were analyzed for hexavalent chromium using EPA Method 7199. Analyses were performed by K-Prime, Inc., Santa Rosa, California.

(b) Concentrations that exceed the MCLs are shown in **bold font**.

(c) Samples were either filtered through a 0.45 um filter in the field or filtered by the analytical laboratory prior to analysis.

(d) Groundwater sample was filtered by the analytical laboratory prior to analysis; therefore detected metals concentrations for this groundwater sample should be compared to 5X Maximum Reported Concentration (8/22/2011). The remaining groundwater samples were field filtered and should be compared to the Sum of 5X Reported Concentration for EB08222011 and FB08242011.

(e) A MCL has not yet been established for hexavalent chromium (CrVI). Therefore, CrVI concentrations are compared to the MCL for total chromium (CrIII and CrVI).

(f) EB08222011 was not filtered and therefore is considered to represent total metals not dissolved metals results. EB08222011 is an equipment blank of the drill rod.

(g) FB08242011 is a filter blank of a 0.45 um filter.

TABLE 5-2
SUMMARY OF FIELD PARAMETERS AND ANALYTICAL RESULTS FOR GROUNDWATER MONITORING WELL SAMPLES
Former Marchant/Whitney Site
Emeryville, California

Well ID	Sample ID	Sample Date	Well Screen Interval (ft bgs)	Well Screen Interval (ft msl)	Stratigraphic Unit	Field Parameters																	Analytical Results (a,b)									
						Purge Volume (ml)	Purge Rate (ml/min)	Conductivity (uS/cm)	Dissolved Oxygen (mg/L)	Oxidation Reduction Potential (mV)	pH	Temperature (°C)	Turbidity (NTU)	Trichloroethene	cis-1,2-Dichloroethene	trans-1,2-Dichloroethene	Chloroform	Other VOCs	TEPH (ug/L)	Total Dissolved Solids	Major Anions					Major Cations						
																					Nitrate as Nitrogen	Sulfate	Bromide	Chloride	Alkalinity, total as CaCO3	Calcium, total	Potassium, total	Magnesium, total	Sodium, total			
Former Marchant/Whitney Site																																
FMW01	FMW01	3/13/2012	7.3 to 35.3	5.3 to -22.8	TEA/CQa	7,400	200	631	0.16	107	6.88	17.57	27	36.7	<0.5	<0.5	<0.5	ND	<52	363	<0.5	27.4	<0.5	54.9	192	32.3	0.859	20.2	41.4			
FMW02	FMW02	3/14/2012	7.6 to 35.6	4.6 to -23.4	TEA/CQa	7,000	200	2,482	8.31	103	6.84	17.78	12	612,000	<5,000	<5,000	<5,000	ND	<52	1,440	<0.5	66.4	1.72	632	341	183	7.58	117	182			
FMW03	FMW03	3/13/2012	7.3 to 17.3	5.8 to -4.2	TEA	9,600	200	2,010	4.19	195	7.47	17.69	14	<0.5	<0.5	<0.5	0.630	ND	<51	1,160	0.695	94.8	1.1	442	235	55.5	13.0	49.0	237			
FMW04	FMW04	3/13/2012	20.5 to 35.1	-7.4 to -22	CQa	17,600	220	673	0.81	86	7.24	17.89	4.7	<0.5	<0.5	<0.5	<0.5	ND	<51	377	<0.5	34.7	<0.5	51.3	230	42.1	2.55	24.6	53.3			
FMW05	FMW05	3/14/2012	7.3 to 17.3	4.4 to -5.6	TEA	9,000	200	2,222	2.34	200	7.53	17.22	97	9,720	1,340	<100	<100	ND	<51	1,270	<0.5	165	1.17	376	479	108	7.88	75.8	293			
FMW06	FMW06	3/14/2012	19.4 to 35.4	-7.7 to -23.7	CQa	6,600	200	1,312	2.19	117	7.16	17.59	16	173,000	<2,000	<2,000	<2,000	ND	<52	748	<0.5	55.4	0.859	283	173	59.2	6.09	45.8	119			
FMW07	FMW07	3/13/2012	7.3 to 17.3	5.3 to -4.7	TEA	8,200	200	1,297	0.58	106	6.85	18.92	25	87.5	19.4	4.25	<0.5	ND	<51	746	7.86	73.2	<0.5	144	329	69.0	7.61	46.3	137			
FMW08	FMW08	3/13/2012	19.6 to 35.6	-7 to -23	CQa	18,000	200	724	1.03	128	6.88	19.19	4.9	34,800	<250	<250	<250	ND	<51	406	<0.5	39.7	<0.5	67.2	219	44.2	2.94	27.3	57.3			
MCLs						na	na	na	na	na	na	na	na	na	5	6	10	na	na	na	na	na	na	na	na	na	na	na	na			

Abbreviations:

°C = degrees Celsius	ml/min = milliliter per minute
<0.5 = Not detected above the stated laboratory reporting limit	mV = millivolts
CaCO ₃ = calcium carbonate	na = not available
CQa = Coarse Quaternary Alluvial Unit (bottom elevation ranges from approximately -20 to -43 feet msl)	NTU = nephelometric turbidity unit
ft bgs = feet below ground surface	TEA = Transitional Estuarine-Alluvial Unit (bottom elevation ranges from approximately -8 to -18 ft msl)
ft msl = feet above mean sea level	TEPH - total extractable petroleum hydrocarbons
MCLs = California Department of Public Health Drinking Water Maximum Contaminant Levels	ug/L = micrograms per liter
mg/L = milligrams per liter	uS/cm = microsiemens per centimeter
ml = milliliter	VOCs = Volatile Organic Compounds

Notes:

- (a) Groundwater samples were analyzed for the following analytes using the following methods:
VOCs using EPA Method 8260B;
TEPH (C12-C34) with silica gel cleanup using EPA Method 8015 (modified);
Total Dissolved Solids using SM 2540C.
Nitrate, Sulfate, Bromide, and Chloride using EPA Method 300.0;
Alkalinity using SM 2320B
Calcium, Potassium, Magnesium, Sodium using EPA 200.8/130.2
Analyses were performed by K-Prime, Inc., Santa Rosa, California.
- (b) Concentrations detected above the MCLs are shown in **bold** font.