

**Quarterly Groundwater Monitoring Report
for January 1 to March 31, 1997
for the
The Sherwin-Williams Plant
Emeryville, California**

**May 23, 1997
3435.00-004**

Prepared for
The Sherwin-Williams Company
1450 Sherwin Avenue
Emeryville, California

 **Levine-Fricke-Recon**
ENGINEERS, HYDROGEOLOGISTS & APPLIED SCIENTISTS

May 23, 1997

3435.00-004

Mr. Mark Johnson
Regional Water Quality Control Board
2101 Webster Street, Suite 500
Oakland, California 94612

Subject: Quarterly Groundwater Monitoring Report for January 1 to March 31, 1997, for the Sherwin-Williams Plant, Emeryville, California

Dear Mr. Johnson:

The enclosed report presents the results of the quarterly groundwater monitoring program conducted in March and April 1997 for the Sherwin-Williams plant in Emeryville, California ("the Site"). Groundwater elevations were recorded in all regularly scheduled wells and groundwater samples were collected from extraction wells EX-1, EX-2, and EX-3 in April 1997. This is the fourth groundwater monitoring event following completion of interim remedial measures and recent installation of additional site monitoring wells.

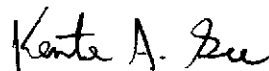
The quarterly monitoring program included measuring groundwater elevations and collecting and analyzing groundwater samples. The samples were analyzed for volatile organic compounds using EPA Method 8240, total petroleum hydrocarbon compounds as diesel using EPA Method 3510, total petroleum hydrocarbon compounds as gasoline using EPA Method 5030, and arsenic using EPA Method 7060.

If you have any questions or comments, please call either of the undersigned or Mike Marsden at (510) 652-4500.

Sincerely,



Mark D. Knox, P.E.
Principal Engineer



Kenton A. Gee
Project Hydrogeologist

Enclosure

cc: Distribution List

DISTRIBUTION LIST

Alameda County Department of Environmental Health

Ms. Susan Hugo
Alameda County Department of
Environmental Health
Hazardous Materials Division
80 Swan Way
Oakland, California 94621

City of Emeryville

Mr. Ignacio Dayrit
Projects Coordinator
Development Services Department
Project Development Division
City of Emeryville, Redevelopment Agency
2200 Powell Street, 12th Floor
Emeryville, California 94608

The Sherwin-Williams Company

Mr. Larry Mencin
The Sherwin-Williams Company
101 Prospect Avenue, N.W.
Cleveland, Ohio 44115-1075

Ms. Sue Free
The Sherwin-Williams Company
1450 Sherwin Avenue
Emeryville, California 94608

Erler & Kalinowski, Inc.

Tom Kalinowski
Erler & Kalinowski, Inc.
1730 So. Amphlett Blvd., Suite 320
San Mateo, California 94402

Chiron Corporation

Ric Notini
Chiron Corporation
4560 Horton Street
Emeryville, California 94608-2916

McKenna & Cuneo

Ed Sangster
Steuart Street Tower
One Market
San Francisco, California 94105

CONTENTS

CERTIFICATION	iii
1.0 INTRODUCTION AND SCOPE.....	1
2.0 GROUNDWATER ELEVATIONS AND FLOW DIRECTIONS	1
3.0 GROUNDWATER QUALITY SAMPLING	2
4.0 GROUNDWATER QUALITY ANALYSIS RESULTS.....	3
4.1 A-Zone Water Quality	3
4.1.1 Volatile Organic Compounds	3
4.1.2 Total Petroleum Hydrocarbons as Diesel	3
4.1.3 Total Petroleum Hydrocarbons as Gasoline	3
4.1.4 Inorganic Compounds as Arsenic	3
4.2 B-Zone Water Quality	4
4.2.1 Volatile Organic Compounds	4
4.2.2 Total Petroleum Hydrocarbons as Diesel	4
4.2.3 Total Petroleum Hydrocarbons as Gasoline	4
4.2.4 Inorganic Compounds as Arsenic	4
5.0 QUALITY ASSURANCE/QUALITY CONTROL PROCEDURES AND RESULTS	5
REFERENCE.....	6

TABLES

- 1 Groundwater Elevation Data, April 1997
- 2 Summary of Historical Volatile Organic Compounds in Groundwater Monitoring Wells
- 3 Summary of Historical Total Petroleum Hydrocarbons as Diesel and Gasoline in Groundwater Monitoring Wells
- 4 Summary of Historical Inorganic Compounds in Groundwater Monitoring Wells

FIGURES

- 1 Site Location Map

FIGURES (continued)

- 2 Site Plan
- 3 A-Zone Groundwater Elevation Map, April 15, 1997
- 4 B-Zone Groundwater Elevation Map, April 15, 1997
- 5 Volatile Organic Compounds, EPA Method 8240, A-Zone Groundwater, March-April 1997
- 6 Total Petroleum Hydrocarbons as Diesel, A-Zone and B-Zone Groundwater, March-April 1997
- 7 Total Petroleum Hydrocarbons as Gasoline, A-Zone and B-Zone Groundwater, March-April 1997
- 8 Concentrations of Arsenic, A-Zone Groundwater, March-April 1997
- 9 Volatile Organic Compounds, EPA Method 8240, B-Zone Groundwater, March 1997
- 10 Concentrations of Arsenic, B-Zone Groundwater, March 1997

APPENDIX

- A Laboratory Certificates

CERTIFICATION

All information, conclusions, and recommendations in this document have been prepared under the supervision of and reviewed by a Levine·Fricke·Recon California Professional Engineer.

Mark D. Knox

5/23/97
Date

Mark D. Knox
Principal Engineer
California Professional Civil Engineer (33194)

1.0 INTRODUCTION AND SCOPE

Levine·Fricke·Recon Inc. (LFR) prepared this quarterly groundwater monitoring report for the period of January 1 to March 31, 1997, on behalf of The Sherwin-Williams Company for submittal to the Regional Water Quality Control Board (RWQCB) as part of a self-monitoring program for its manufacturing facility located at 1450 Sherwin Avenue in Emeryville, California ("the Site;" Figures 1 and 2). This report describes the fourth monitoring event following completion of remedial construction measures and installation of new monitoring wells at the Site.

LFR conducted the quarterly groundwater monitoring in March and April 1997. Groundwater elevations were recorded in all regularly scheduled wells and groundwater samples were collected from extraction wells EX-1, EX-2, and EX-3. The quarterly monitoring activities conducted this quarter included the following:

- Groundwater levels were measured in on- and off-site monitoring wells (LF-3, LF-7, LF-8, LF-10, LF-11, LF-12, LF-13, LF-17, LF-18, LF-19, LF-20, LF-21, LF-22, LF-23, LF-24, LF-25, LF-26, LF-B3, LF-B4, LF-B-5, LF-B6, EX-1, EX-2, EX-3, and Rifkin Property wells RP-1 through RP-5 and MW-1 through MW-3).
- Groundwater samples were collected from ten A-zone monitoring wells located outside the site slurry wall, three A-zone monitoring wells located inside the slurry wall, three extraction wells located inside the site slurry wall, and all four B-zone monitoring wells.
- Groundwater samples were analyzed for volatile organic compounds (VOCs) using EPA Method 8240, for total petroleum hydrocarbons as diesel (TPHd) using EPA Extraction Method 3510, for total petroleum hydrocarbons as gasoline (TPHg) using EPA Extraction Method 5030, and for inorganic compounds as arsenic using EPA Method 7060.

Data were collected and reported in accordance with the guidelines set forth in the Quality Assurance Project Plan prepared for this project by LFR (LFR 1990).

2.0 GROUNDWATER ELEVATIONS AND FLOW DIRECTIONS

Groundwater elevations were measured on April 15, 1997. Groundwater elevation data are presented in Table 1. Elevations and directions of groundwater flow in the A zone and the B zone are illustrated in Figures 3 and 4, respectively.

As shown in Figure 3, the A-zone groundwater flow direction outside the slurry wall is generally toward the northwest with flow directions changing in isolated areas. The A-zone groundwater flow direction inside the slurry wall is significantly affected by the three extraction wells with flow generally moving radially towards the extraction wells.

The groundwater flow contours as shown in Figure 3 indicate that groundwater flow in the A-zone on April 15, 1997 was affected by the slurry wall and the on-site groundwater extraction and treatment system.

The inconsistency of A-zone groundwater flow direction contours inside the slurry wall compared to A-zone groundwater flow direction contours outside the slurry wall indicate that A-zone groundwater within the slurry wall is being contained and prevented from moving off site.

As shown in Figure 4, B-zone groundwater flow direction is also toward the northwest. This is consistent with B-zone groundwater flow direction previously reported for the Site.

3.0 GROUNDWATER QUALITY SAMPLING

Levine·Fricke·Recon personnel collected groundwater samples for chemical analysis from March 17 to 19, 1997 from A-zone monitoring wells LF-3, LF-11, LF-12, LF-13, LF-18, LF-20, LF-21, LF-23, LF-24, and LF-25, and B-zone monitoring wells LF-B3 to LF-B6. LFR collected groundwater samples for chemical analysis from A-zone extraction wells EX-1, EX-2, and EX-3 on April 15, 1997.

A minimum of three well volumes of water was purged from each monitoring well before sampling. The wells were purged either by pumping with a centrifugal pump or by hand bailing with a disposable polyethylene bailer. Wells that recovered slowly were purged dry and allowed to recover to 80 percent of the initial well volume before they were sampled. The hoses attached to the centrifugal pump were steam cleaned before each use. The evacuated water was pumped into a portable storage tank and then transferred and discharged into the site groundwater treatment system. Field measurements of temperature, pH, and specific conductance of the evacuated water were recorded during purging; wells were sampled after these parameters had stabilized.

After each well had been purged, groundwater samples were collected from monitoring wells for laboratory analysis using a new disposable, polyethylene bailer for each well. Groundwater samples collected from extraction wells were collected at discharge ports at the site treatment system. Samples for chemical analysis were analyzed by American Environmental Network of Pleasant Hill, California, a state-certified laboratory, according to EPA Method protocol. Laboratory certificates are included in Appendix A.

4.0 GROUNDWATER QUALITY ANALYSIS RESULTS

4.1 A-Zone Water Quality

Analytical results for samples collected from A-zone monitoring wells are presented in Table 2 for VOCs, Table 3 for TPHd and TPHg, and Table 4 for inorganic compounds. Graphic illustrations of chemical concentrations detected in A-zone wells are presented in Figure 5 for VOCs, Figure 6 for TPHd, Figure 7 for TPHg, and Figure 8 for concentrations of arsenic.

4.1.1 Volatile Organic Compounds

VOC analytical results for samples collected from A-zone wells, outside the slurry wall during this sampling event, were below the reported laboratory detection limits with the exception of the samples from wells LF-3 and LF-23. Groundwater collected from well LF-3 contained 3.0 parts per million (ppm) benzene, 16.0 ppm ethylbenzene, and 43.0 ppm toluene. Groundwater collected from well LF-23 contained 0.010 ppm benzene.

4.1.2 Total Petroleum Hydrocarbons as Diesel

Relatively low hydrocarbon concentrations of TPHd (1.7 ppm or less) were detected in samples from A-zone wells located outside the slurry wall (see Table 3, Figure 6, and Appendix A). TPHd concentrations for wells LF-12, LF-13, and LF-24 did not exceed the detection limit of 0.050 ppm.

4.1.3 Total Petroleum Hydrocarbons as Gasoline

With the exception of wells LF-3, LF-11, and LF-21, TPHg concentrations did not exceed the detection limit of 0.050 ppm in samples from A-zone wells located outside the slurry wall (see Table 3, Figure 7, and Appendix A). Samples collected from wells LF-11 and LF-20 contained relatively low TPHg concentrations of 0.190/ <0.050 ppm (primary sample/duplicate) and 0.200 ppm, respectively. A sample collected from well LF-3 contained 61 ppm TPHg.

4.1.4 Inorganic Compounds as Arsenic

Analytical results for samples collected from A-zone wells, located outside the slurry wall, were analyzed for inorganic compounds as arsenic (see Table 4). Concentrations of arsenic were detected in nine wells.

With the exception of well LF-3, concentrations ranged from 0.006 ppm in well LF-24 to 1.2/1.2 ppm (primary sample duplicate) in well LF-11. The sample from well LF-3 contained 110 ppm arsenic.

4.2 B-Zone Water Quality

Analytical results for samples collected from B-zone monitoring wells are presented in Table 2 for VOCs, Table 3 for TPHd and TPHg, and Table 4 for inorganic compounds. Graphic illustrations of chemical concentrations detected in B-zone wells are presented in Figure 6 for TPHd, Figure 7 for TPHg, Figure 9 for VOCs, and Figure 10 for inorganic compounds as arsenic.

4.2.1 Volatile Organic Compounds

VOC analytical results for samples collected from B-zone wells LF-B3, LF-B4, LF-B5, and LF-B6 are presented in Table 2 and Figure 9. 1,2-Dichloroethane (1,2-DCA) was detected in wells LF-B5 and LF-B6, at 0.290 and 0.025 ppm, respectively. All other samples analyzed for VOCs in samples collected from B-zone wells did not exceed the laboratory detection limit.

4.2.2 Total Petroleum Hydrocarbons as Diesel

The TPHd analytical results from samples collected from B-zone wells LF-B3 and LF-B6 indicated concentrations of diesel at 0.85 and 0.14 ppm, respectively. The TPHd concentrations in the samples collected from wells LF-B4 and LF-B5 did not exceed the laboratory detection limit (see Table 3, Figure 6, and Appendix A).

4.2.3 Total Petroleum Hydrocarbons as Gasoline

The TPHg analytical results from samples collected from B-zone wells LF-B5 and LF-B6 indicated gasoline concentrations of 0.12 and 0.10 ppm, respectively. The TPHd concentrations in the samples collected from wells LF-B3 and LF-B4 did not exceed the laboratory detection limit (see Table 3, Figure 7, and Appendix A).

4.2.4 Inorganic Compounds as Arsenic

Arsenic was detected in samples collected from wells LF-B5 and LF-B6 at concentrations of 0.11 and 0.021 ppm, respectively (see Table 4, Figure 10, and Appendix A). The arsenic concentrations in groundwater collected from these two wells are similar to concentrations detected in the previous monitoring period. The concentrations of arsenic in the samples collected from wells LF-B3 and LF-B4 did not exceed the laboratory detection limit.

5.0 QUALITY ASSURANCE/QUALITY CONTROL PROCEDURES AND RESULTS

Quality assurance/quality control (QA/QC) measures were implemented to maintain data quality and minimize the potential for field and laboratory cross contamination of samples. QA/QC procedures included collecting trip blank and bailer rinsate blank samples, controlling sampling order, using disposable bailers, and daily steam cleaning of pump hoses before and after use.

The results for the QA/QC samples are reported in Appendix A and Tables 2 through 4. These results indicate that the QA/QC controls were effective in eliminating field and laboratory cross contamination of samples.

REFERENCE

Levine·Fricke·Recon Inc. 1990. Quality Assurance Project Plan for Sherwin-Williams Plant, Emeryville, California. November 29 (unpublished report).

TABLE 2
SUMMARY OF HISTORICAL VOLATILE ORGANIC COMPOUNDS (EPA 8240) IN GROUNDWATER MONITORING WELLS
THE SHERWIN-WILLIAMS PLANT
EMERYVILLE, CALIFORNIA
(Results reported in parts per million [ppm])

Well Number	Date Sampled	Acetone	Benzene	Ethyl-Benzene	Methyl Ethyl Ketone	Total Xylenes	2-Hexanone	Toluene	1,1,1-TCA	1,2-DCA	PCE	TCE	Chlorobenzene	Total Quantified Conc.	Notes
LF-1	01-Jun-89	30.000	<0.200	0.900	20.000	3.600	15.000	6.000	<0.200	<0.200	<0.200	<0.200	<0.200	75.500	
LF-1	07-Dec-89	<0.010	<0.001	<0.001	<0.020	0.040	<0.001	<0.001	<0.001	<0.001	0.002	<0.001	<0.001	0.042	
LF-1	20-Jul-90	0.450	0.002	<0.001	0.200	0.160	<0.001	0.018	<0.001	<0.001	0.005	0.004	<0.001	0.840	#2
LF-1	21-Jun-91	<0.020	<0.005	0.019	<0.020	0.010	<0.010	<0.005	<0.005	<0.005	0.002	<0.005	<0.005	0.032	
LF-1	09-Jul-92	<0.020	<0.005	0.008	<0.020	<0.005	<0.010	<0.005	<0.005	<0.005	<0.005	<0.005	<0.005	0.008	
LF-1	09-Jun-93	<0.020	<0.005	<0.005	<0.020	<0.005	<0.010	<0.005	<0.005	<0.005	<0.005	<0.005	<0.005	0.000	
LF-1	Destroyed under permit														
LF-2	02-Jun-89	<0.050	0.015	0.015	<0.100	0.300	<0.005	<0.005	<0.005	<0.005	<0.005	<0.005	<0.005	0.330	
LF-2	07-Dec-89	0.350	<0.020	<0.020	<0.400	0.840	<0.020	0.029	<0.020	<0.020	<0.020	<0.020	<0.020	1.219	
LF-2	20-Jul-90	<0.500	<0.050	0.066	8.800	0.910	12.000	0.051	<0.050	<0.050	<0.050	<0.050	0.050	21.827	
LF-2	Destroyed or lost during slurry wall and cap construction activities														
LF-3	02-Jun-89	<1.000	<0.100	2.500	<2.000	12.000	<0.100	17.000	<0.100	<0.100	<0.100	<0.100	<0.100	31.500	
LF-3	07-Dec-89	<5.000	<0.500	6.300	<10.000	32.000	<0.500	77.000	<0.500	<0.500	<0.500	<0.500	<0.500	115.300	
LF-3	20-Jul-90	10.000	0.110	5.000	7.700	22.000	1.900	52.000	<0.050	<0.050	<0.050	<0.050	<0.050	98.710	
LF-3	21-Jun-91	9.900	<1.000	7.500	8.200	44.000	<2.000	62.000	<1.000	<1.000	<1.000	<1.000	<1.000	131.600	
LF-3	09-Jul-92	<10.000	<2.500	8.900	<10.000	43.000	<5.000	92.000	<2.500	<2.500	<2.500	<2.500	<2.500	143.900	
DUP	09-Jul-92	<20.000	<5.000	8.800	<20.000	45.000	<10.000	100.000	<5.000	<5.000	<5.000	<5.000	<5.000	153.800	
LF-3	09-Jun-93	<10.000	<2.500	9.800	<10.000	48.000	<5.000	120.000	<2.500	<2.500	<2.500	<2.500	<2.500	177.800	
DUP	09-Jun-93	<10.000	<2.500	7.600	<10.000	37.000	<5.000	110.000	<2.500	<2.500	<2.500	<2.500	<2.500	154.600	
LF-3	16-Apr-96	<50.000	<3.000	5.500	<50.0	27.000	<30.000	45.000	<3.000	<3.000	<3.000	<3.000	<3.000	77.500	
LF-3	31-Jul-96	<50.000	<3.000	4.500	<50.000	24.000	<30.000	44.000	<3.000	<3.000	<3.000	<3.000	<3.000	72.500	
LF-3	20-Nov-96	<50.000	<3.000	4.000	<50.000	12.000	<30.000	41.000	<3.000	<3.000	<3.000	<3.000	<3.000	57.000	
LF-3	19-Mar-97	<50.000	<3.000	3.000	<50.000	16.000	<30.000	43.000	<3.000	<3.000	<3.000	<3.000	<3.000	62.000	
LF-4	02-Jun-89	1.300	<0.200	1.300	4.700	3.800	0.260	<0.200	<0.020	<0.020	<0.020	<0.020	<0.020	11.360	
Dup	02-Jun-89	1.300	<0.200	1.700	4.700	4.100	0.280	<0.020	<0.020	<0.020	<0.020	<0.020	<0.020	12.080	
LF-4	06-Dec-89	<0.020	<0.020	0.200	<0.040	0.650	<0.002	<0.004	<0.002	<0.002	<0.002	<0.002	<0.002	0.850	
DUP	06-Dec-89	<0.050	<0.005	0.250	<0.100	0.750	<0.005	<0.005	<0.005	<0.005	<0.005	<0.005	<0.005	1.000	
LF-4	20-Jul-90	<1.000	<1.000	<0.100	<2.000	0.380	<0.100	<0.100	<0.100	<0.100	<0.100	<0.100	<0.100	0.380	
LF-4	21-Jun-91	0.079	0.039	0.058	<0.040	0.350	<0.020	0.007	<0.010	<0.010	<0.010	<0.010	0.005	0.556	
DUP	21-Jun-91	<0.040	0.040	0.140	<0.040	0.380	<0.020	0.008	<0.010	<0.010	<0.010	<0.010	0.006	0.594	#4
LF-4	09-Jul-92	<0.020	0.016	0.015	<0.020	0.069	<0.010	<0.005	<0.005	<0.005	<0.005	<0.005	0.008	0.108	
LF-4	09-Jun-93	<0.200	0.051	0.210	<0.200	1.500	<0.100	<0.050	<0.050	<0.050	<0.050	<0.050	<0.050	1.761	
LF-5	01-Jun-89	220.000	<2.000	2.000	390.000	8.000	<2.000	300.000	<1.000	<1.000	<1.000	<2.000	<1.000	920.000	
LF-5	06-Dec-89	51.000	<1.000	<1.000	320.000	<1.000	<1.000	310.000	<1.000	<1.000	<1.000	<1.000	<1.000	681.000	
LF-5	20-Jul-90	<10.000	<1.000	1.100	170.000	2.600	6.700	170.000	<1.000	<1.000	<1.000	<1.000	<1.000	350.400	
LF-5	21-Jun-91	<20.000	<5.000	<5.000	<20.000	5.400	<10.000	>200.00	<5.000	<5.000	<5.000	<5.000	<5.000	5.400	
LF-5	09-Jul-92	<20.000	<5.000	<5.000	<20.000	<5.000	<10.000	150.000	<5.000	<5.000	<5.000	<5.000	<5.000	150.000	
LF-5	09-Jun-93	<10.000	<2.500	<2.500	<10.000	4.500	<5.000	83.000	<2.500	<2.500	<2.500	<2.500	<2.500	87.500	
LF-5	Destroyed or lost during slurry wall and cap construction activities														

TABLE 2
SUMMARY OF HISTORICAL VOLATILE ORGANIC COMPOUNDS (EPA 8240) IN GROUNDWATER MONITORING WELLS
THE SHERWIN-WILLIAMS PLANT
EMERYVILLE, CALIFORNIA
(Results reported in parts per million [ppm])

Well Number	Date Sampled	Acetone	Benzene	Ethyl-Benzene	Methyl Ethyl Ketone	Total Xylenes	2-Hexa-none	Toluene	1,1,1-TCA	1,2-DCA	PCE	TCE	Chloro-benzene	Total Quantified Conc.	Notes
LF-6	01-Jun-89	280.000	<1.000	6.000	470.000	210.000	<1.000	22.000	<0.200	<0.200	<0.200	<1.000	<0.200	988.000	
LF-6	05-Dec-89	64.000	<1.000	5.000	320.000	17.000	<1.000	59.000	<1.000	<1.000	<1.000	<1.000	<1.000	465.000	
LF-6	20-Jul-90	200.000	<1.000	4.000	720.000	13.000	24.000	45.000	<1.000	<1.000	45.000	<1.000	<1.000	1051.000	
LF-6	Sealed August 2, 1990														
LF-7	01-Jun-89	<0.005	0.050	<0.005	<0.005	0.580	<0.005	0.270	<0.001	<0.001	<0.001	<0.005	<0.001	0.900	
LF-7	06-Dec-89	<0.010	0.031	0.052	<0.020	0.150	<0.001	0.003	<0.001	<0.001	<0.001	<0.001	0.007	0.243	
LF-7	19-Jul-90	<0.010	<0.001	0.007	<0.020	0.044	<0.001	<0.001	<0.001	<0.001	<0.001	<0.001	0.001	0.052	
LF-7	20-Jun-91	<0.020	0.061	0.045	<0.020	0.120	<0.010	<0.005	<0.005	<0.005	<0.005	<0.005	0.007	0.233	
LF-7	09-Jul-92	<0.020	<0.005	<0.005	<0.020	<0.005	<0.010	<0.005	<0.005	<0.005	<0.005	<0.005	<0.005	<0.020	
DUP	09-Jul-92	<0.020	<0.005	<0.005	<0.020	<0.005	<0.010	<0.005	<0.005	<0.005	<0.005	<0.005	<0.005	<0.020	
LF-7	09-Jun-93	<0.020	<0.005	<0.005	<0.020	<0.005	<0.010	<0.005	<0.005	<0.005	<0.005	<0.005	<0.005	0.000	
DUP	09-Jun-93	<0.020	<0.005	<0.005	<0.020	<0.005	<0.010	<0.005	<0.005	<0.005	<0.005	<0.005	<0.005	0.000	
LF-7	06-Jan-94	<0.050	0.031	0.003	<0.050	0.014	<0.030	0.120	<0.003	<0.003	<0.003	<0.003	0.009	0.177	
LF-8	05-Dec-89	<0.010	<0.001	<0.001	<0.020	<0.001	<0.001	0.003	<0.001	<0.001	<0.001	<0.001	<0.001	0.003	
LF-8	19-Jul-90	<0.010	<0.001	0.007	<0.020	0.002	<0.001	<0.001	<0.001	<0.001	<0.001	<0.001	0.001	0.010	
LF-8	21-Dec-90	<0.010	<0.001	<0.001	<0.020	<0.001	<0.001	<0.001	<0.001	<0.001	<0.001	<0.001	<0.001	<0.020	
LF-8	20-Jun-91	<0.020	<0.005	<0.005	<0.020	<0.005	<0.010	<0.005	<0.005	<0.005	<0.005	<0.005	<0.005	<0.020	
LF-8	09-Jul-92	<0.020	<0.005	<0.005	<0.020	<0.005	<0.010	<0.005	<0.005	<0.005	<0.005	<0.005	<0.005	<0.020	
LF-8	30-Dec-92	<0.020	<0.005	<0.005	<0.020	<0.005	<0.010	<0.005	<0.005	<0.005	<0.005	<0.005	<0.005	<0.020	
LF-8	09-Jun-93	<0.020	<0.005	<0.005	<0.020	<0.005	<0.010	<0.005	<0.005	<0.005	<0.005	<0.005	<0.005	0.000	
LF-8	06-Jan-94	<0.050	<0.003	<0.005	<0.050	<0.005	<0.030	<0.003	<0.003	<0.003	<0.003	<0.003	<0.003	0.000	
LF-9	05-Dec-89	<0.010	<0.001	0.022	<0.020	<0.001	<0.001	0.003	<0.001	<0.001	<0.001	<0.001	0.005	0.030	
LF-9	19-Jul-90	<0.010	<0.001	0.011	<0.020	0.002	<0.001	<0.001	<0.001	<0.001	<0.001	<0.001	0.004	0.017	
LF-9	21-Dec-90	<0.010	<0.001	<0.001	<0.020	<0.001	<0.001	<0.001	<0.001	<0.001	<0.001	<0.001	<0.001	<0.020	
LF-9	21-Jun-91	<0.020	<0.005	<0.005	<0.020	<0.005	<0.010	<0.005	<0.005	<0.005	<0.005	<0.005	0.006	0.006	
LF-9	09-Jul-92	<0.020	<0.005	<0.005	<0.020	<0.005	<0.010	<0.005	<0.005	<0.005	<0.005	<0.005	0.005	0.005	
LF-9	30-Dec-92	<0.020	<0.005	0.007	<0.020	<0.005	<0.010	<0.005	<0.005	<0.005	<0.005	<0.005	0.005	<0.020	
LF-9	09-Jun-93	<0.020	0.005	<0.005	<0.020	<0.005	<0.010	0.005	<0.005	<0.005	<0.005	<0.005	0.005	0.010	
LF-9	Destroyed or lost during slurry wall and cap construction activities														
LF-10	07-Dec-89	<0.010	<0.001	<0.001	<0.020	<0.001	<0.001	<0.001	<0.001	<0.001	<0.001	<0.001	<0.001	<0.020	
LF-10	19-Jul-90	<0.010	<0.001	<0.001	<0.020	<0.001	<0.001	<0.001	<0.001	<0.001	<0.001	<0.001	<0.001	<0.020	
LF-10	19-Dec-90	<0.010	<0.001	<0.001	<0.020	<0.001	<0.001	<0.001	<0.001	<0.001	<0.001	<0.001	<0.001	<0.020	
DUP	19-Dec-90	<0.010	<0.001	<0.001	<0.020	<0.001	<0.001	<0.001	<0.001	<0.001	<0.001	<0.001	<0.001	<0.020	
LF-10	21-Jun-91	<0.020	<0.005	<0.005	<0.020	<0.005	<0.010	<0.005	<0.005	<0.005	<0.005	<0.005	<0.005	<0.020	
LF-10	21-Jun-91	<0.020	<0.005	<0.005	<0.020	<0.005	<0.010	<0.005	<0.005	<0.005	<0.005	<0.005	<0.005	<0.020	
LF-10	09-Jul-92	<0.020	<0.005	<0.005	<0.020	<0.005	<0.010	<0.005	<0.005	<0.005	<0.005	<0.005	<0.005	<0.020	
LF-10	31-Dec-92	<0.020	<0.005	<0.005	<0.020	<0.005	<0.010	<0.005	<0.005	<0.005	<0.005	<0.005	<0.005	<0.020	
DUP	31-Dec-92	<0.020	<0.005	<0.005	<0.020	<0.005	<0.010	<0.005	<0.005	<0.005	<0.005	<0.005	<0.005	<0.020	

TABLE 2
SUMMARY OF HISTORICAL VOLATILE ORGANIC COMPOUNDS (EPA 8240) IN GROUNDWATER MONITORING WELLS
THE SHERWIN-WILLIAMS PLANT
EMERYVILLE, CALIFORNIA
(Results reported in parts per million [ppm])

Well Number	Date Sampled	Acetone	Benzene	Ethyl-Benzene	Methyl Ethyl Ketone	Total Xylenes	2-Hexanone	Toluene	1,1,1-TCA	1,2-DCA	PCE	TCE	Chlorobenzene	Total Quantified Conc.	Notes
LF-10	09-Jun-93	<0.020	<0.005	<0.005	<0.020	<0.005	<0.010	<0.005	<0.005	<0.005	<0.005	<0.005	<0.005	0.000	
LF-10	06-Jan-94	<0.050	<0.003	<0.005	<0.050	<0.005	<0.030	<0.003	<0.003	<0.003	<0.003	<0.003	<0.003	0.000	
DUP	06-Jan-94	<0.050	<0.003	<0.005	<0.050	<0.005	<0.030	<0.003	<0.003	<0.003	<0.003	<0.003	<0.003	0.000	
LF-11	05-Dec-89	<0.010	<0.001	<0.001	<0.020	<0.001	<0.001	0.002	<0.001	<0.001	<0.001	<0.001	<0.001	0.002	
DUP	05-Dec-89	<0.010	<0.001	<0.001	<0.020	<0.001	<0.001	<0.023	<0.001	<0.001	<0.001	<0.001	<0.001	0.000	
LF-11	19-Jul-90	0.015	<0.001	<0.001	<0.020	<0.001	<0.001	<0.001	<0.001	<0.001	0.001	<0.001	<0.001	0.016	
LF-11	21-Dec-90	<0.010	<0.001	<0.001	<0.020	<0.001	<0.001	<0.001	<0.001	<0.001	<0.001	<0.001	<0.001	<0.020	
LF-11	21-Jun-91	<0.020	<0.005	<0.005	<0.020	<0.005	<0.010	<0.005	<0.005	<0.005	<0.005	<0.005	<0.005	<0.020	
DUP	21-Jun-91	<0.020	<0.005	<0.005	<0.020	<0.005	<0.010	<0.005	<0.005	<0.005	<0.005	<0.005	<0.005	<0.020	
LF-11	09-Jul-92	<0.020	<0.005	<0.005	<0.020	<0.005	<0.010	<0.005	<0.005	<0.005	<0.005	<0.005	<0.005	<0.020	
LF-11	31-Dec-92	<0.020	<0.005	<0.005	<0.020	<0.005	<0.010	<0.005	<0.005	<0.005	<0.005	<0.005	<0.005	<0.020	
LF-11	09-Jun-93	<0.020	<0.005	<0.005	<0.020	<0.005	<0.010	<0.005	<0.005	<0.005	<0.005	<0.005	<0.005	0.000	
LF-11	05-Jan-94	<0.050	<0.003	<0.005	<0.050	<0.005	<0.030	<0.003	<0.003	<0.003	<0.003	<0.003	<0.003	0.000	
LF-11	4-Apr-96	<0.100	<0.005	<0.005	<0.1	<0.010	<0.050	<0.005	<0.005	<0.005	<0.005	<0.005	<0.005	0.000	
LF-11	31-Jul-96	<0.100	<0.005	<0.005	<0.100	<0.010	<0.050	<0.005	<0.005	<0.005	<0.005	<0.005	<0.005	0.000	
LF-11	20-Nov-96	<0.100	<0.005	<0.005	<0.100	<0.010	<0.050	<0.005	<0.005	<0.005	<0.005	<0.005	<0.005	0.000	
LF-11	18-Mar-97	<0.100	<0.005	<0.005	<0.100	<0.010	<0.050	<0.005	<0.005	<0.005	<0.005	<0.005	<0.005	0.000	
DUP	18-Mar-97	<0.100	<0.005	<0.005	<0.100	<0.010	<0.050	<0.005	<0.005	<0.005	<0.005	<0.005	<0.005	0.000	
LF-12	06-Dec-89	<0.010	<0.001	<0.001	<0.020	<0.001	<0.001	0.005	<0.001	<0.001	<0.001	<0.001	<0.001	0.005	
LF-12	18-Jul-90	<0.010	<0.001	<0.001	<0.020	<0.001	<0.001	<0.001	<0.001	<0.001	0.001	0.002	<0.001	0.003	
LF-12	19-Dec-90	<0.010	<0.001	<0.001	<0.020	<0.001	<0.001	<0.001	<0.001	<0.001	0.002	0.003	<0.001	0.005	
LF-12	19-Jun-91	<0.020	<0.005	<0.005	<0.020	<0.005	<0.010	<0.005	<0.005	<0.005	<0.005	0.002	<0.005	0.002	
LF-12	08-Jul-92	<0.020	<0.005	<0.005	<0.020	<0.005	<0.010	<0.005	<0.005	<0.005	<0.005	<0.005	<0.005	<0.020	
LF-12	30-Dec-92	<0.020	<0.005	<0.005	<0.020	<0.005	<0.010	<0.005	<0.005	<0.005	<0.005	<0.005	<0.005	<0.020	
LF-12	08-Jun-93	<0.020	<0.005	<0.005	<0.020	<0.005	<0.010	<0.005	<0.005	<0.005	<0.005	<0.005	<0.005	0.000	
LF-12	06-Jan-94	<0.050	<0.003	<0.005	<0.050	<0.005	<0.030	<0.003	<0.003	<0.003	<0.003	<0.003	<0.003	0.000	
LF-12	16-Apr-96	<0.100	<0.005	<0.005	<0.1	<0.010	<0.050	<0.005	<0.005	<0.005	<0.005	<0.005	<0.005	0.000	
LF-12	30-Jul-96	<0.100	<0.005	<0.005	<0.100	<0.010	<0.050	<0.005	<0.005	<0.005	<0.005	<0.005	<0.005	0.000	
LF-12	20-Nov-96	<0.100	<0.005	<0.005	<0.100	<0.010	<0.050	<0.005	<0.005	<0.005	<0.005	<0.005	<0.005	0.000	
LF-12	17-Mar-97	<0.100	<0.005	<0.005	<0.100	<0.010	<0.050	<0.005	<0.005	<0.005	<0.005	<0.005	<0.005	0.000	
LF-13	06-Dec-89	<0.010	<0.001	<0.001	<0.020	<0.001	<0.001	0.002	0.029	<0.001	<0.001	<0.001	<0.001	0.031	
LF-13	18-Jul-90	<0.010	<0.001	<0.001	<0.020	0.001	<0.001	0.002	0.056	<0.001	0.001	<0.001	<0.001	0.060	
LF-13	19-Dec-90	<0.010	<0.001	<0.001	<0.020	<0.001	<0.001	<0.001	0.042	0.002	0.002	<0.001	<0.001	0.046	#3
LF-13	19-Jun-91	<0.020	<0.005	<0.005	<0.020	<0.005	<0.010	<0.005	0.032	<0.005	<0.005	<0.005	<0.005	0.032	
LF-13	08-Jul-92	<0.020	<0.005	<0.005	<0.020	<0.005	<0.010	<0.005	0.010	<0.005	<0.005	<0.005	<0.005	<0.020	
LF-13	30-Dec-92	<0.020	<0.005	<0.005	<0.020	<0.005	<0.010	<0.005	<0.005	<0.005	<0.005	<0.005	<0.005	<0.020	
LF-13	08-Jun-93	<0.020	<0.005	<0.005	<0.020	<0.005	<0.010	<0.005	0.008	<0.005	<0.005	<0.005	<0.005	0.008	
LF-13	05-Jan-94	<0.050	<0.003	<0.005	<0.050	<0.005	<0.030	<0.003	0.004	<0.003	<0.003	<0.003	<0.003	0.004	
LF-13	16-Apr-96	<0.100	<0.005	<0.005	<0.1	<0.010	<0.050	<0.005	<0.005	<0.005	<0.005	<0.005	<0.005	0.000	
LF-13	30-Jul-96	<0.100	<0.005	<0.005	<0.100	<0.010	<0.050	<0.005	<0.005	<0.005	<0.005	<0.005	<0.005	0.000	

TABLE 2
SUMMARY OF HISTORICAL VOLATILE ORGANIC COMPOUNDS (EPA 8240) IN GROUNDWATER MONITORING WELLS
THE SHERWIN-WILLIAMS PLANT
EMERYVILLE, CALIFORNIA
(Results reported in parts per million [ppm])

Well Number	Date Sampled	Acetone	Benzene	Ethyl-Benzene	Methyl Ethyl Ketone	Total Xylenes	2-Hexanone	Toluene	1,1,1-TCA	1,2-DCA	PCE	TCE	Chlorobenzene	Total Quantified Conc.	Notes
LF-13dup	30-Jul-96	<0.100	<0.005	<0.005	<0.100	<0.010	<0.050	<0.005	<0.005	<0.005	<0.005	<0.005	<0.005	0.000	
LF-13	20-Nov-96	<0.100	<0.005	<0.005	<0.100	<0.010	<0.050	<0.005	<0.005	<0.005	<0.005	<0.005	<0.005	0.000	
LF-13	17-Mar-97	<0.100	<0.005	<0.005	<0.100	<0.010	<0.050	<0.005	<0.005	<0.005	<0.005	<0.005	<0.005	0.000	
LF-13dup	17-Mar-97	<0.100	<0.005	<0.005	<0.100	<0.010	<0.050	<0.005	<0.005	<0.005	<0.005	<0.005	<0.005	0.000	
LF-14	04-Sep-90	<0.010	<0.001	<0.001	<0.020	<0.001	<0.001	<0.001	<0.001	<0.001	<0.001	<0.001	<0.001	<0.020	
LF-14	21-Dec-90	<0.010	<0.001	<0.001	<0.020	<0.001	<0.001	<0.001	<0.001	<0.001	<0.001	<0.001	<0.001	<0.020	
LF-14	20-Jun-91	<0.020	<0.005	<0.005	<0.020	<0.005	<0.010	<0.005	<0.005	<0.005	<0.005	<0.005	<0.005	<0.020	
LF-14	09-Jul-92	<0.020	<0.005	<0.005	<0.020	<0.005	<0.010	<0.005	<0.005	<0.005	<0.005	<0.005	<0.005	<0.020	
LF-14	31-Dec-92	<0.020	<0.005	<0.005	<0.020	<0.005	<0.010	<0.005	<0.005	<0.005	<0.005	<0.005	<0.005	<0.020	
LF-14	09-Jun-93	<0.020	<0.005	<0.005	<0.020	<0.005	<0.010	<0.005	<0.005	<0.005	<0.005	<0.005	<0.005	0.000	
LF-14	Destroyed during railway expansion activities														
LF-15	04-Sep-90	<0.010	<0.001	<0.001	<0.020	<0.001	<0.001	<0.001	<0.001	<0.001	<0.001	<0.001	<0.001	<0.020	
LF-15	21-Dec-90	<0.010	<0.001	<0.001	<0.020	<0.001	<0.001	<0.001	<0.001	<0.001	<0.001	<0.001	<0.001	<0.020	
LF-15	20-Jun-91	<0.020	<0.005	<0.005	<0.020	<0.005	<0.010	<0.005	<0.005	<0.005	<0.005	<0.005	<0.005	<0.020	
LF-15	08-Jul-92	<0.020	<0.005	<0.005	<0.020	<0.005	<0.010	<0.005	<0.005	<0.005	<0.005	<0.005	<0.005	<0.020	
LF-15	30-Dec-92	<0.020	<0.005	<0.005	<0.020	<0.005	<0.010	<0.005	<0.005	<0.005	<0.005	<0.005	<0.005	<0.020	
LF-15	09-Jun-93	<0.020	<0.005	<0.005	<0.020	<0.005	<0.010	<0.005	<0.005	<0.005	<0.005	<0.005	<0.005	0.000	
LF-15	Destroyed during railway expansion activities														
LF-16	04-Sep-90	<0.010	<0.001	<0.001	<0.020	<0.001	<0.001	<0.001	<0.001	<0.001	<0.001	<0.001	<0.001	<0.020	
LF-16	20-Dec-90	<0.010	<0.001	<0.001	<0.020	<0.001	<0.001	<0.001	<0.001	<0.001	<0.001	<0.001	<0.001	<0.020	
LF-16	20-Jun-91	<0.020	<0.005	<0.005	<0.020	<0.005	<0.010	<0.005	<0.005	<0.005	<0.005	<0.005	<0.005	<0.020	
LF-16	09-Jul-92	<0.020	<0.005	<0.005	<0.020	<0.005	<0.010	<0.005	<0.005	<0.005	<0.005	<0.005	<0.005	<0.020	
LF-16	30-Dec-92	<0.020	<0.005	<0.005	<0.020	<0.005	<0.010	<0.005	<0.005	<0.005	<0.005	<0.005	<0.005	<0.020	
LF-16	09-Jun-93	<0.020	<0.005	<0.005	<0.020	<0.005	<0.010	<0.005	<0.005	<0.005	<0.005	<0.005	<0.005	0.000	
LF-16	Destroyed under permit														
LF-18	11-Apr-96	<0.1	<0.005	<0.005	<0.100	<0.010	<0.05	<0.005	<0.005	<0.005	<0.005	<0.005	<0.005	0.000	
LF-18	30-Jul-96	<0.100	<0.005	<0.005	<0.100	<0.010	<0.050	<0.005	<0.005	<0.005	<0.005	<0.005	<0.005	0.000	
LF-18	20-Nov-96	<0.100	<0.005	<0.005	<0.100	<0.010	<0.050	<0.005	<0.005	<0.005	<0.005	<0.005	<0.005	0.000	
LF-18	19-Mar-97	<0.100	<0.005	<0.005	<0.100	<0.010	<0.050	<0.005	<0.005	<0.005	<0.005	<0.005	<0.005	0.000	
LF-20	11-Apr-96	<0.1	<0.005	<0.005	<0.1	<0.010	<0.05	<0.005	<0.005	<0.005	<0.005	<0.005	<0.005	0.000	
LF-20	30-Jul-96	<0.100	<0.005	<0.005	<0.100	<0.010	<0.050	<0.005	<0.005	<0.005	<0.005	<0.005	<0.005	0.000	
LF-20	21-Nov-96	<0.100	<0.005	<0.005	<0.100	<0.010	<0.050	<0.005	<0.005	<0.005	<0.005	<0.005	<0.005	0.000	
LF-20	18-Mar-97	<0.100	<0.005	<0.005	<0.100	<0.010	<0.050	<0.005	<0.005	<0.005	<0.005	<0.005	<0.005	0.000	
LF-21	10-Apr-96	<0.1	<0.005	<0.005	<0.1	<0.010	<0.05	<0.005	<0.005	<0.005	<0.005	<0.005	<0.005	0.000	
LF-21	31-Jul-96	<0.1	<0.005	<0.005	<0.1	<0.010	<0.050	<0.005	<0.005	<0.005	<0.005	<0.005	<0.005	0.000	
LF-21	21-Nov-96	<0.100	<0.005	<0.005	<0.100	<0.010	<0.050	<0.005	<0.005	<0.005	<0.005	<0.005	<0.005	0.000	
LF-21	18-Mar-97	<0.100	<0.005	<0.005	<0.100	<0.010	<0.050	<0.005	<0.005	<0.005	<0.005	<0.005	<0.005	0.000	

TABLE 2
SUMMARY OF HISTORICAL VOLATILE ORGANIC COMPOUNDS (EPA 8240) IN GROUNDWATER MONITORING WELLS
THE SHERWIN-WILLIAMS PLANT
EMERYVILLE, CALIFORNIA
(Results reported in parts per million [ppm])

Well Number	Date Sampled	Acetone	Benzene	Ethyl-Benzene	Methyl Ethyl Ketone	Total Xylenes	2-Hexanone	Toluene	1,1,1-TCA	1,2-DCA	PCE	TCE	Chlorobenzene	Total Quantified Conc.	Notes
LF-23	10-Apr-96	<0.1	<0.005	<0.005	<0.1	<0.010	<0.05	<0.005	<0.005	<0.005	<0.005	<0.005	<0.005	0.000	
(dup)	10-Apr-96	<0.1	<0.005	<0.005	<0.1	<0.010	<0.05	<0.005	<0.005	<0.005	<0.005	<0.005	<0.005	0.000	
LF-23	2-Aug-96	<0.100	<0.005	<0.005	<0.100	<0.010	<0.050	<0.005	<0.005	<0.005	<0.005	<0.005	<0.005	0.000	
LF-23	21-Nov-96	<0.100	<0.005	<0.005	<0.100	<0.010	<0.050	<0.005	<0.005	<0.005	<0.005	<0.005	<0.005	0.000	
LF-23	18-Mar-97	<0.100	0.010	<0.005	<0.100	<0.010	<0.050	<0.005	<0.005	<0.005	<0.005	<0.005	<0.005	0.010	
LF-24	11-Apr-96	<0.1	<0.005	<0.005	<0.1	<0.010	<0.05	<0.005	<0.005	<0.005	<0.005	<0.005	<0.005	0.000	
LF-24	2-Aug-96	<0.100	<0.005	<0.005	<0.100	<0.010	<0.050	<0.005	<0.005	<0.005	<0.005	<0.005	<0.005	0.000	
LF-24	21-Nov-96	<0.100	<0.005	<0.005	<0.100	<0.010	<0.050	<0.005	<0.005	<0.005	<0.005	<0.005	<0.005	0.000	
LF-24	18-Mar-97	<0.100	<0.005	<0.005	<0.100	<0.010	<0.050	<0.005	<0.005	<0.005	<0.005	<0.005	<0.005	0.000	
LF-25	11-Apr-96	<0.1	<0.005	<0.005	<0.1	<0.01	<0.05	<0.005	<0.005	<0.005	<0.005	<0.005	<0.005	0.000	
LF-25	2-Aug-96	<0.100	<0.005	<0.005	<0.100	<0.010	<0.050	<0.005	<0.005	<0.005	<0.005	<0.005	<0.005	0.000	
LF-25	21-Nov-96	<0.100	<0.005	<0.005	<0.100	<0.010	<0.050	<0.005	<0.005	<0.005	<0.005	<0.005	<0.005	0.000	
LF-25	18-Mar-97	<0.100	<0.005	<0.005	<0.100	<0.010	<0.050	<0.005	<0.005	<0.005	<0.005	<0.005	<0.005	0.000	
LF-B1	07-Dec-89	<0.010	<0.001	<0.001	<0.020	<0.001	<0.001	<0.001	<0.001	0.051	<0.001	<0.001	<0.001	0.051	
LF-B1	18-Jul-90	<0.010	<0.001	<0.001	<0.020	<0.001	<0.001	<0.002	<0.001	0.170	0.001	<0.001	<0.001	0.171	
LF-B1	20-Dec-90	<0.010	<0.001	<0.001	<0.020	<0.001	<0.001	<0.001	<0.001	0.130	<0.001	<0.001	<0.001	0.130	
LF-B1	20-Jun-91	<0.020	<0.005	<0.005	<0.020	<0.005	<0.010	<0.005	<0.005	0.180	<0.005	<0.005	<0.005	0.180	
LF-B1	08-Jul-92	<0.020	<0.005	<0.005	<0.020	<0.005	<0.010	<0.005	<0.005	0.150	<0.005	<0.005	<0.005	0.150	
LF-B1	30-Dec-92	<0.020	<0.005	<0.005	<0.020	<0.005	<0.010	<0.005	<0.005	0.140	<0.005	<0.005	<0.005	0.140	
LF-B1	08-Jun-93	<0.020	<0.005	<0.005	<0.020	<0.005	<0.010	<0.005	<0.005	0.160	<0.005	<0.005	<0.005	0.160	
LF-B1	Destroyed under permit														
LF-B2	06-Dec-89	<0.010	<0.001	<0.001	<0.020	0.013	<0.001	<0.001	<0.001	0.007	<0.001	<0.001	<0.001	0.020	
LF-B2	18-Jul-90	<0.010	<0.001	<0.001	<0.020	<0.001	<0.001	0.002	<0.001	0.007	<0.001	<0.001	<0.001	0.009	
DUP	18-Jul-90	<0.010	<0.001	<0.001	<0.020	<0.001	<0.001	0.002	<0.001	0.007	<0.001	<0.001	<0.001	0.009	
LF-B2	19-Dec-90	<0.010	<0.001	<0.001	<0.020	<0.001	<0.001	<0.001	<0.001	0.004	0.002	<0.001	<0.001	0.006	
LF-B2	20-Jun-91	<0.020	<0.005	<0.005	<0.020	<0.005	<0.010	<0.005	<0.005	0.150	<0.005	<0.005	<0.005	0.150	
LF-B2	08-Jul-92	<0.020	<0.005	<0.005	<0.020	<0.005	<0.010	<0.005	<0.005	0.006	<0.005	<0.005	<0.005	0.006	
LF-B2	08-Jun-93	<0.020	<0.005	<0.005	<0.020	<0.005	<0.010	<0.005	<0.005	0.006	<0.005	<0.005	<0.005	0.006	
LF-B2	Destroyed or lost during slurry wall and cap construction activities														
LF-B3	07-Dec-89	<0.010	<0.001	<0.001	<0.020	<0.001	0.001	<0.001	<0.001	0.100	<0.001	<0.001	<0.001	0.101	#1
DUP	07-Dec-89	<0.010	<0.001	<0.001	<0.020	<0.001	<0.001	<0.001	<0.001	0.073	<0.001	<0.001	<0.001	0.073	
LF-B3	18-Jul-90	<0.010	<0.001	<0.001	<0.020	<0.001	<0.001	0.002	<0.001	0.086	<0.001	<0.001	<0.001	0.088	
LF-B3	20-Dec-90	<0.010	<0.001	<0.001	<0.020	<0.001	<0.001	<0.001	<0.001	0.084	<0.001	<0.001	<0.001	0.084	
LF-B3	19-Jun-91	<0.020	<0.005	<0.005	<0.020	<0.005	<0.010	<0.005	<0.005	0.110	<0.005	<0.005	<0.005	0.110	
LF-B3	08-Jul-92	<0.020	<0.005	<0.005	<0.020	<0.005	<0.010	<0.005	<0.005	0.110	<0.005	<0.005	<0.005	0.110	
LF-B3	30-Dec-92	<0.020	<0.005	<0.005	<0.020	<0.005	<0.010	<0.005	<0.005	0.110	<0.005	<0.005	<0.005	0.110	
LF-B3	08-Jun-93	<0.020	<0.005	<0.005	<0.020	<0.005	<0.010	<0.005	<0.005	0.110	<0.005	<0.005	<0.005	0.110	
LF-B3	05-Jan-94	<0.050	<0.003	<0.005	<0.050	<0.005	<0.030	<0.003	<0.003	0.099	<0.003	<0.003	<0.003	0.099	

TABLE 2
SUMMARY OF HISTORICAL VOLATILE ORGANIC COMPOUNDS (EPA 8240) IN GROUNDWATER MONITORING WELLS
THE SHERWIN-WILLIAMS PLANT
EMERYVILLE, CALIFORNIA
(Results reported in parts per million [ppm])

Well Number	Date Sampled	Acetone	Benzene	Ethyl-Benzene	Methyl Ethyl Ketone	Total Xylenes	2-Hexa-none	Toluene	1,1,1-TCA	1,2-DCA	PCE	TCE	Chloro-benzene	Total Quantified Conc.	Notes
LF-B3	16-Apr-96	<0.100	<0.005	<0.005	<0.100	<0.010	<0.050	<0.005	<0.005	0.013	<0.005	<0.005	<0.005	0.013	
LF-B3	1-Aug-96	<0.100	<0.005	<0.005	<0.100	<0.010	<0.050	<0.005	<0.005	0.022	<0.005	<0.005	<0.005	0.022	
LF-B3	21-Nov-96	<0.100	<0.005	<0.005	<0.100	<0.010	<0.050	<0.005	<0.005	0.036	<0.005	<0.005	<0.005	0.036	
DUP	21-Nov-96	<0.100	<0.005	<0.005	<0.100	<0.010	<0.050	<0.005	<0.005	0.021	<0.005	<0.005	<0.005	0.021	
LF-B3	17-Mar-97	<0.100	<0.005	<0.005	<0.100	<0.010	<0.050	<0.005	<0.005	<0.005	<0.005	<0.005	<0.005	0.000	
LF-B4	18-Jul-90	<0.010	<0.001	<0.001	<0.020	<0.001	<0.001	0.002	<0.001	0.001	<0.001	<0.001	<0.001	0.003	
LF-B4	19-Dec-90	<0.010	<0.001	<0.001	<0.020	<0.001	<0.001	0.002	<0.001	<0.001	<0.001	<0.001	<0.001	0.002	
LF-B4	19-Jun-91	<0.020	<0.005	<0.005	<0.020	<0.005	<0.010	<0.005	<0.005	<0.005	<0.005	<0.005	<0.005	<0.020	
LF-B4	08-Jul-92	<0.020	<0.005	<0.005	<0.020	<0.005	<0.010	<0.005	<0.005	<0.005	<0.005	<0.005	<0.005	<0.020	
LF-B4	30-Dec-92	<0.020	<0.005	<0.005	<0.020	<0.005	<0.010	<0.005	<0.005	<0.005	<0.005	<0.005	<0.005	<0.020	
LF-B4	08-Jun-93	<0.020	<0.005	<0.005	<0.020	<0.005	<0.010	<0.005	<0.005	<0.005	<0.005	<0.005	<0.005	0.000	
LF-B4	05-Jan-94	<0.050	<0.003	<0.005	<0.050	<0.005	<0.030	<0.003	<0.003	<0.003	<0.003	0.012	<0.003	0.012	
LF-B4	16-Apr-96	<0.100	<0.005	<0.005	<0.1	<0.010	<0.050	<0.005	<0.005	<0.005	<0.005	<0.005	<0.005	0.000	
LF-B4	30-Jul-96	<0.100	<0.005	<0.005	<0.100	<0.010	<0.050	<0.005	<0.005	<0.005	<0.005	<0.005	<0.005	0.000	
LF-B4	22-Nov-96	<0.100	<0.005	<0.005	<0.100	<0.010	<0.050	0.010	<0.005	<0.005	<0.005	<0.005	<0.005	0.010	
DUP	22-Nov-96	<0.100	<0.005	<0.005	<0.100	<0.010	<0.050	<0.005	<0.005	<0.005	<0.005	<0.005	<0.005	0.000	
LF-B4	17-Mar-97	<0.100	<0.005	<0.005	<0.100	<0.010	<0.050	<0.005	<0.005	<0.005	<0.005	<0.005	<0.005	0.000	
LF-B5	9-Apr-96	<1.000	<0.050	<0.050	<1.0	<0.100	<0.500	<0.050	<0.050	0.280	<0.050	<0.050	<0.050	0.280	
LF-B5	1-Aug-96	<0.500	<0.030	<0.030	<0.500	<0.050	<0.300	<0.030	<0.030	0.380	<0.030	<0.030	<0.030	0.380	
LF-B5	22-Nov-96	<0.500	<0.030	<0.030	<0.500	<0.050	<0.300	<0.030	<0.030	0.320	<0.030	<0.030	<0.030	0.320	
LF-B5	17-Mar-97	<0.500	<0.030	<0.030	<0.500	<0.050	<0.300	<0.030	<0.030	0.290	<0.030	<0.030	<0.030	0.290	
LF-B6	9-Apr-96	<2.000	<0.100	0.290	<2.0	0.970	<1.000	0.290	<0.100	<0.100	<0.100	<0.100	<0.100	1.550	
LF-B6	1-Aug-96	<0.100	<0.005	0.110	<0.100	<0.010	<0.050	<0.005	<0.005	0.030	<0.005	<0.005	<0.005	0.140	
LF-B6	25-Nov-96	<0.100	<0.005	<0.005	<0.100	<0.010	<0.050	<0.005	<0.005	0.046	<0.005	<0.005	<0.005	0.046	
DUP	25-Nov-96	<0.100	<0.005	<0.005	<0.100	<0.010	<0.050	<0.005	<0.005	0.047	<0.005	<0.005	<0.005	0.047	
LF-B6	17-Mar-97	<0.100	<0.005	<0.005	<0.100	<0.010	<0.050	<0.005	<0.005	0.025	<0.005	<0.005	<0.005	0.025	
EX-1	18-Apr-96	<0.100	<0.005	0.006	<0.100	0.020	<0.050	<0.005	<0.005	<0.005	<0.005	<0.005	<0.005	0.026	
EX-1	1-Aug-96	<0.100	<0.005	<0.005	<0.100	0.019	<0.050	0.027	<0.005	<0.005	<0.005	<0.005	<0.005	0.046	
EX-1	18-Dec-96	<0.100	<0.005	0.031	<0.100	1.4	<0.050	0.87	<0.005	<0.005	<0.005	<0.005	<0.005	2.301	
EX-1	15-Apr-97	<10.0	<0.5	<0.5	<10.0	2.2	<5.0	3.20	<0.5	<0.500	<0.500	<0.500	<0.500	5.400	
EX-2	18-Apr-96	<50	<3.0	8.000	<50	10.0	<30.0	24.0	<3.0	<3.0	<3.0	<3.0	<3.0	42.000	
EX-2	1-Aug-96	<10.0	<0.500	0.650	<10.0	3.7	<5.0	6.6	<0.500	<0.500	<0.500	<0.500	<0.500	10.950	
EX-2	18-Dec-96	<20.0	<1.0	2.5	<20.0	12.0	<10.0	23.0	<1.0	<1.0	<1.0	<1.0	<1.0	37.500	
EX-2	15-Apr-97	<50.0	<3.0	<3.0	<50.0	10.0	<30.0	26.0	<3.0	<3.0	<3.0	<3.0	<3.0	36.000	
EX-3	18-Apr-96	<5.0	<0.3	<0.3	<5.0	<0.5	<3.0	<0.3	<0.3	<0.3	<0.3	<0.3	<0.3	0.000	
EX-3	1-Aug-96	<0.100	<0.005	<0.005	<0.100	<0.010	<0.050	<0.005	<0.005	0.006	<0.005	<0.005	<0.005	0.006	
EX-3	18-Dec-96	<0.100	<0.005	<0.005	<0.100	<0.010	<0.050	<0.005	<0.005	<0.005	<0.005	<0.005	<0.005	0.000	

TABLE 2
SUMMARY OF HISTORICAL VOLATILE ORGANIC COMPOUNDS (EPA 8240) IN GROUNDWATER MONITORING WELLS
THE SHERWIN-WILLIAMS PLANT
EMERYVILLE, CALIFORNIA
(Results reported in parts per million [ppm])

Well Number	Date Sampled	Acetone	Benzene	Ethyl-Benzene	Methyl Ethyl Ketone	Total Xylenes	2-Hexanone	Toluene	1,1,1-TCA	1,2-DCA	PCE	TCE	Chlorobenzene	Total Quantified Conc.	Notes
EX-3	15-Apr-97	<0.100	<0.005	<0.005	<0.100	<0.010	<0.050	<0.005	<0.005	<0.005	<0.005	<0.005	<0.005	0.000	
FIELD BLANKS & TRIP BLANKS															
LF-1-FB	01-Jun-86	0.012	<0.001	<0.001	<0.020	0.004	<0.001	<0.001	<0.001	<0.001	<0.001	<0.001	<0.001	<0.001	0.016
LF-1-FB	07-Dec-89	<0.010	<0.001	<0.001	<0.020	<0.001	<0.001	<0.001	<0.001	<0.001	<0.001	<0.001	<0.001	<0.001	<0.020
LF-B1-FB	07-Dec-89	<0.010	<0.001	<0.001	<0.020	<0.001	<0.001	<0.001	<0.001	<0.001	<0.001	<0.001	<0.001	<0.001	<0.020
LF-13-FB	06-Dec-89	<0.010	<0.001	<0.001	<0.020	<0.001	<0.001	<0.001	<0.001	<0.001	<0.001	<0.001	<0.001	<0.001	<0.020
Trip Blank	07-Dec-89	<0.010	<0.001	<0.001	<0.020	<0.001	<0.001	<0.001	<0.001	<0.001	<0.001	<0.001	<0.001	<0.001	<0.020
LF-B4-TB	18-Jul-90	<0.010	<0.001	<0.001	<0.020	<0.001	<0.001	<0.001	<0.001	<0.001	<0.001	<0.001	<0.001	<0.001	<0.020
LF-B4-BB	18-Jul-90	<0.010	<0.001	<0.001	<0.020	<0.001	<0.001	<0.001	<0.001	<0.001	<0.001	<0.001	<0.001	<0.001	<0.020
LF-11-TB	19-Jul-90	<0.010	<0.001	<0.001	<0.020	<0.001	<0.001	<0.001	<0.001	<0.001	<0.001	<0.001	<0.001	<0.001	<0.020
LF-11-BB	19-Jul-90	<0.010	<0.001	<0.001	<0.020	<0.001	<0.001	<0.001	<0.001	<0.001	<0.001	<0.001	<0.001	<0.001	<0.020
LF-B4-BR	19-Dec-90	<0.010	<0.001	<0.001	<0.020	<0.001	<0.001	<0.001	<0.001	<0.001	<0.001	<0.001	<0.001	<0.001	<0.020
LF-8-TB	21-Dec-90	<0.010	<0.001	<0.001	<0.020	<0.001	<0.001	<0.001	<0.001	<0.001	<0.001	<0.001	<0.001	<0.001	<0.020
LF-8-BR	21-Dec-90	<0.010	<0.001	<0.001	<0.020	<0.001	<0.001	<0.001	<0.001	<0.001	<0.001	<0.001	<0.001	<0.001	<0.020
LF-B3-BR	20-Dec-90	<0.010	<0.001	<0.001	<0.020	<0.001	<0.001	<0.001	<0.001	<0.001	<0.001	<0.001	<0.001	<0.001	<0.020
LF-B3-BR	19-Jun-91	<0.020	<0.005	<0.005	<0.020	<0.005	<0.010	<0.005	<0.005	<0.005	<0.005	<0.005	<0.005	<0.005	<0.020
LF-11-BR	20-Jun-91	<0.020	<0.005	<0.005	<0.020	<0.005	<0.010	<0.005	<0.005	<0.005	<0.005	<0.005	<0.005	<0.005	<0.020
LF-4-TB	24-Jun-91	<0.020	<0.005	<0.005	<0.020	<0.005	<0.010	<0.005	<0.005	<0.005	<0.005	<0.005	<0.005	<0.005	<0.020
Trip Blank	06-Aug-91	<0.020	<0.005	<0.005	<0.020	<0.005	<0.010	<0.005	<0.005	<0.005	<0.005	<0.005	<0.005	<0.005	<0.020
LF-B3-TB	08-Jul-92	<0.020	<0.005	<0.005	<0.020	<0.005	<0.010	<0.005	<0.005	<0.005	<0.005	<0.005	<0.005	<0.005	<0.020
LF-B3-BR	08-Jul-92	<0.020	<0.005	<0.005	<0.020	<0.005	<0.010	<0.005	<0.005	<0.005	<0.005	<0.005	<0.005	<0.005	<0.020
LF-7-TB	09-Jul-92	<0.020	<0.005	<0.005	<0.020	<0.005	<0.010	<0.005	<0.005	<0.005	<0.005	<0.005	<0.005	<0.005	<0.020
LF-9-BR	09-Jul-92	<0.020	<0.005	<0.005	<0.020	<0.005	<0.010	<0.005	<0.005	<0.005	<0.005	<0.005	<0.005	<0.005	<0.020
LF-B4-TB	30-Dec-92	<0.020	<0.005	<0.005	<0.020	<0.005	<0.010	<0.005	<0.005	<0.005	<0.005	<0.005	<0.005	<0.005	<0.020
LF-B4-BR	30-Dec-92	<0.020	<0.005	<0.005	<0.020	<0.005	<0.010	<0.005	<0.005	<0.005	<0.005	<0.005	<0.005	<0.005	<0.020
LF-11-BR	31-Dec-92	<0.020	<0.005	<0.005	<0.020	<0.005	<0.010	<0.005	<0.005	<0.005	<0.005	<0.005	<0.005	<0.005	<0.020
LF-10DUP	31-Dec-92	<0.020	<0.005	<0.005	<0.020	<0.005	<0.010	<0.005	<0.005	<0.005	<0.005	<0.005	<0.005	<0.005	<0.020
TRIP08	08-Jun-93	<0.020	<0.005	<0.005	<0.020	<0.005	<0.010	<0.005	<0.005	<0.005	<0.005	<0.005	<0.005	<0.005	<0.020
LF-B3-BR	08-Jun-93	<0.020	<0.005	<0.005	<0.020	<0.005	<0.010	<0.005	<0.005	<0.005	<0.005	<0.005	<0.005	<0.005	<0.020
LF-7-TB	09-Jun-93	<0.020	<0.005	<0.005	<0.020	<0.005	<0.010	<0.005	<0.005	<0.005	<0.005	<0.005	<0.005	<0.005	<0.020
LF-7-BR	09-Jun-93	<0.020	<0.005	<0.005	<0.020	<0.005	<0.010	<0.005	<0.005	<0.005	<0.005	<0.005	<0.005	<0.005	<0.020
LF-10-TB	09-Jun-93	<0.020	<0.005	<0.005	<0.020	<0.005	<0.010	<0.005	<0.005	<0.005	<0.005	<0.005	<0.005	<0.005	<0.020
Trip Blank	03-Jan-94	<0.050	<0.003	<0.005	<0.050	<0.005	<0.030	<0.003	<0.003	<0.003	<0.003	<0.003	<0.003	<0.003	<0.003
LF-10-FB	06-Jan-94	<0.050	<0.003	<0.005	<0.050	<0.005	<0.030	<0.003	<0.003	<0.003	<0.003	<0.003	<0.003	<0.003	<0.003
LF-18-FB	11-Apr-96	<0.100	<0.005	<0.005	<0.100	<0.010	<0.050	<0.005	<0.005	<0.005	<0.005	<0.005	<0.005	<0.005	<0.005
LF-24-FB	02-Aug-96	<0.100	<0.005	<0.005	<0.100	<0.010	<0.050	<0.005	<0.005	<0.005	<0.005	<0.005	<0.005	<0.005	0.000
LF-B3-FB	21-Nov-96	<0.100	<0.005	<0.005	<0.100	<0.010	<0.050	<0.005	<0.005	<0.005	<0.005	<0.005	<0.005	<0.005	0.000
LF-B4-FB	22-Nov-96	<0.100	<0.005	<0.005	<0.100	<0.010	<0.050	<0.005	<0.005	<0.005	<0.005	<0.005	<0.005	<0.005	0.000
LF-B6-FB	25-Nov-96	<0.100	<0.005	<0.005	<0.100	<0.010	<0.050	<0.005	<0.005	<0.005	<0.005	<0.005	<0.005	<0.005	0.000
LF-13-FB	17-Mar-97	<0.010	<0.005	<0.005	<0.100	<0.010	<0.050	<0.005	<0.005	<0.005	<0.005	<0.005	<0.005	<0.005	0.000
LF-11-FB	18-Mar-97	<0.010	<0.005	<0.005	<0.100	<0.010	<0.050	<0.005	<0.005	<0.005	<0.005	<0.005	<0.005	<0.005	0.000

TABLE 2
SUMMARY OF HISTORICAL VOLATILE ORGANIC COMPOUNDS (EPA 8240) IN GROUNDWATER MONITORING WELLS
THE SHERWIN-WILLIAMS PLANT
EMERYVILLE, CALIFORNIA
(Results reported in parts per million [ppm])

Well Number	Date Sampled	Acetone	Benzene	Ethyl-Benzene	Methyl Ethyl Ketone	Total Xylenes	2-Hexanone	Toluene	1,1,1-TCA	1,2-DCA	PCE	TCE	Chlorobenzene	Total Quantified Conc.	Notes
-------------	--------------	---------	---------	---------------	---------------------	---------------	------------	---------	-----------	---------	-----	-----	---------------	------------------------	-------

Data entered by TGL. Data proofed by KAG QA/QC by SXS

Notes:

DUP = Duplicate Sample

1,1,1-TCA = 1,1,1-Trichloroethane

1,2-DCA = 1,2-Dichloroethane

PCE = Tetrachloroethene

TCE = Trichloroethene

#1 LF-B3 6/02/89 - Vinyl Acetate reported at 0.001 ppm, Styrene reported at 0.001 ppm, and Methyl Isobutyl Ketone reported at 0.001 ppm.

#2 LF-1 7/20/90 - cis-Dichloroethene reported at 0.001 ppm.

#3 LF-13 12/19/90 - 1,1-Dichloroethane reported at 0.002 ppm.

#4 LF-4 DUP 06/21/91 - cis-1,2-Dichloroethene reported at 0.020 ppm.

Table 1
Groundwater Elevation Data, April 97
The Sherwin-Williams Plant
Emeryville, California

Well Number	Well Elevation	Measured Depth to Water 15-April-97	Ground-Water Elevation 15-April-97
-------------	----------------	-------------------------------------	------------------------------------

Sherwin-Williams Wells			
LF-3	12.00	5.78	6.22
LF-4	12.53	NM	NM
LF-7	14.44	8.21	6.23
LF-8	12.91	7.21	5.70
LF-10	10.99	4.67	6.32
LF-11	10.05	4.76	5.29
LF-12	14.95	6.94	8.01
LF-13	14.78	6.71	8.07
LF-17	12.53	4.04	8.49
LF-18	13.05	8.50	4.55
LF-19	14.18	7.36	6.82
LF-20	11.77	7.85	3.92
LF-21	10.37	5.58	4.79
LF-22	19.16	10.14	9.02
LF-23	10.64	5.51	5.13
LF-24	10.22	5.56	4.66
LF-25	11.31	8.02	3.29
LF-26	12.90	7.21	5.69
EX-1	10.08	15.50	-5.42
EX-2	10.08	10.55	-0.47
EX-3	14.90	17.20	-2.30
LF-B3	10.30	3.95	6.35
LF-B4	14.55	6.68	7.87
LF-B5	18.29	10.68	7.61
LF-B6	11.99	5.61	6.38

Rifkin Property Wells			
RP-1	15.14	8.18	6.96
RP-2	15.24	8.46	6.78
RP-3	15.17	8.27	6.90
RP-4	15.13	8.44	6.69
RP-5	15.04	8.35	6.69
MW-1	13.78	7.34	6.44
MW-2	13.58	7.17	6.41
MW-3	14.60	7.70	6.90
MW-4	15.53	NM	NM
MW-5	15.24	NM	NM

Data entered by TFL
Proofed by TFL

TABLE 3
SUMMARY OF HISTORICAL TOTAL PETROLEUM HYDROCARBONS AS DIESEL AND GASOLINE
IN GROUNDWATER MONITORING WELLS
THE SHERWIN-WILLIAMS PLANT, EMERYVILLE, CALIFORNIA
(Results reported in parts per million [ppm])

Well Number	Date Sampled	Total Petroleum Hydrocarbons As Diesel	Total Petroleum Hydrocarbons As Gasoline	Notes
LF-1	21-Jun-91	<0.050		
LF-1	09-Jul-92	0.110	<0.050	
LF-1	09-Jun-93	0.083		
LF-1	10-Jun-93		<0.050	
LF-1	Destroyed under permit			
LF-3	21-Jun-91	2.000		
LF-3	09-Jul-92	3.000	190.000	
DUP	09-Jul-92	3.300	180.000	
LF-3	10-Jun-93	100	150	#2
DUP	10-Jun-93	110	150	#2
LF-3	16-Apr-96	2.6	87	
LF-3	31-Jul-96	0.64	90	
LF-3	20-Nov-96	9.3	75	
LF-3	19-Mar-97	0.65	61	
LF-4	21-Jun-91	0.780		
DUP	21-Jun-91	0.510		
LF-4	09-Jul-92	1.200	14.000	
LF-4	09-Jun-93	1.200	2.200	#2
LF-5	06-Aug-91	4.700		
LF-5	09-Jul-92	0.830	69.000	
LF-5	09-Jun-93	2.000	95.000	#2
LF-5	Destroyed or lost during slurry wall and cap construction activities			
LF-7	20-Jun-91	<0.050		
LF-7	09-Jul-92	0.300	0.140	
DUP	09-Jul-92	0.480	0.130	
LF-7	09-Jun-93	0.340	0.110	
DUP	09-Jun-93	0.320	0.100	
LF-7	06-Jan-94	0.540	0.500	
LF-8	20-Jun-91	<0.050		
LF-8	09-Jul-92	0.250	<0.050	
LF-8	30-Dec-92	0.150	0.120	#4
LF-8	09-Jun-93	0.330	<0.050	#4
LF-8	06-Jan-94	1.700	<0.050	
LF-9	21-Jun-91	0.200		
LF-9	09-Jul-92	0.300	0.620	
LF-9	30-Dec-92	0.300	0.510	#4
LF-9	09-Jun-93	0.560	0.430	#4
LF-9	Destroyed or lost during slurry wall and cap construction activities			
LF-10	21-Jun-91	0.270		
LF-10	09-Jul-92	0.420	0.700	

TABLE 3
SUMMARY OF HISTORICAL TOTAL PETROLEUM HYDROCARBONS AS DIESEL AND GASOLINE
IN GROUNDWATER MONITORING WELLS
THE SHERWIN-WILLIAMS PLANT, EMERYVILLE, CALIFORNIA
(Results reported in parts per million [ppm])

Well Number	Date Sampled	Total Petroleum Hydrocarbons As Diesel	Total Petroleum Hydrocarbons As Gasoline	Notes
LF-10	31-Dec-92	0.330	0.190	#1
DUP	31-Dec-92	0.370	0.180	#1
LF-10	10-Jun-93	0.470	0.180	
LF-10	06-Jan-94	1.500	0.200	
DUP	06-Jan-94	1.200	0.200	#4
LF-11	19-Jul-90			
LF-11	20-Jun-91	0.130		
DUP	20-Jun-91	0.120		
LF-11	09-Jul-92	0.260	<0.050	
LF-11	31-Dec-92	0.310	0.058	#1
LF-11	09-Jun-93	0.270	<0.050	
LF-11	05-Jan-94	0.800	0.060	
LF-11	16-Apr-96	0.930	<0.05	
LF-11	31-Jul-96	0.580	<0.050	
LF-11	20-Nov-96	1.5	<0.05	
LF-11	18-Mar-97	1.9	0.190	
DUP	18-Mar-97	1.8	<0.05	
LF-12	19-Jun-91	<0.050		
LF-12	08-Jul-92	<0.050	<0.050	
LF-12	30-Dec-92	<0.050	<0.050	
LF-12	08-Jun-93	0.099	<0.050	
LF-12	06-Jan-94	<0.050	<0.050	
LF-12	16-Apr-96	<0.05	<0.05	
LF-12	30-Jul-96	<0.050	<0.050	
LF-12	20-Nov-96	<0.05	<0.05	
LF-12	17-Mar-97	<0.05	<0.05	
LF-13	19-Jun-91	<0.050		
LF-13	08-Jul-92	<0.050	<0.050	
LF-13	30-Dec-92	<0.050	<0.050	
LF-13	08-Jun-93	0.052	<0.050	
LF-13	05-Jan-94	<0.050	<0.050	
LF-13	16-Apr-96	<0.05	<0.05	
LF-13	30-Jul-96	<0.05	<0.05	
DUP	30-Jul-96	<0.05	<0.05	
LF-13	20-Nov-96	<0.05	<0.05	
LF-13	17-Mar-97	<0.05	<0.05	
DUP	17-Mar-97	<0.05	<0.05	
LF-14	20-Jun-91	<0.050		
LF-14	09-Jul-92	0.180	<0.050	
LF-14	31-Dec-92	0.190	0.068	#1
LF-14	09-Jun-93	0.240	<0.050	
LF-14	Destroyed during railway expansion activities			

TABLE 3
SUMMARY OF HISTORICAL TOTAL PETROLEUM HYDROCARBONS AS DIESEL AND GASOLINE
IN GROUNDWATER MONITORING WELLS
THE SHERWIN-WILLIAMS PLANT, EMERYVILLE, CALIFORNIA
(Results reported in parts per million [ppm])

Well Number	Date Sampled	Total Petroleum Hydrocarbons As Diesel	Total Petroleum Hydrocarbons As Gasoline	Notes
LF-15	20-Jun-91	<0.050		
LF-15	08-Jul-92	<0.050	<0.050	
LF-15	30-Dec-92	<0.050	<0.050	
LF-15	09-Jun-93	0.098	<0.050	
LF-15	Destroyed during railway expansion activities			
LF-16	20-Jun-91	<0.050		
LF-16	09-Jul-92	0.075	<0.050	
LF-16	30-Dec-92	<0.050	0.050	
LF-16	09-Jun-93	0.083	<0.050	
LF-16	Destroyed under permit			
LF-18	11-Apr-96	0.320	<0.05	
LF-18	30-Jul-96	0.320	<0.05	
LF-18	20-Nov-96	0.50	<0.05	
LF-18	19-Mar-97	0.26	<0.05	
LF-20	11-Apr-96	0.960	0.230	
LF-20	30-Jul-96	0.560	0.200	
LF-20	21-Nov-96	3.2	0.250	
LF-20	18-Mar-97	0.61	0.200	
LF-21	10-Apr-96	2.800	<0.05	
LF-21	31-Jul-96	1.400	0.060	
LF-21	21-Nov-96	2.4	0.060	
LF-21	18-Mar-97	1.7	<0.05	
LF-23	10-Apr-96	1.700	<0.05	
DUP	10-Apr-96	1.300	<0.05	
LF-23	2-Aug-96	5.600	<0.05	
LF-23	21-Nov-96	1.3	<0.05	
LF-23	18-Mar-97	1.5	<0.05	
LF-24	11-Apr-96	0.090	<0.05	
LF-24	2-Aug-96	0.160	<0.05	
LF-24	21-Nov-96	0.14	<0.05	
LF-24	18-Mar-97	<0.05	<0.05	
LF-25	11-Apr-95	0.180	<0.05	
LF-25	2-Aug-96	0.300	<0.05	
LF-25	21-Nov-96	0.31	<0.05	
LF-25	18-Mar-97	0.11	<0.05	
LF-B1	20-Jun-91	<0.050		
LF-B1	08-Jul-92	<0.050	0.180	
LF-B1	30-Dec-92	<0.050	0.200	#3
LF-B1	08-Jun-93	0.061	0.180	#3
LF-B1	Destroyed under permit			

TABLE 3
SUMMARY OF HISTORICAL TOTAL PETROLEUM HYDROCARBONS AS DIESEL AND GASOLINE
IN GROUNDWATER MONITORING WELLS
THE SHERWIN-WILLIAMS PLANT, EMERYVILLE, CALIFORNIA
(Results reported in parts per million [ppm])

Well Number	Date Sampled	Total Petroleum Hydrocarbons As Diesel	Total Petroleum Hydrocarbons As Gasoline	Notes
LF-B2	21-Jun-91	<0.050		
LF-B2	08-Jul-92	<0.050	<0.050	
LF-B2	08-Jun-93	<0.050	<0.050	
LF-B2	Destroyed or lost during slurry wall and cap construction activities			
LF-B3	19-Jun-91	<0.050		
LF-B3	08-Jul-92	<0.050	0.140	
LF-B3	30-Dec-92	<0.050	0.150	#3
LF-B3	08-Jun-93	0.060	0.090	#3
LF-B3	05-Jan-94	<0.050	<0.050	
LF-B3	16-Apr-96	2.700	<0.050	
LF-B3	01-Aug-96	0.60	<0.050	
LF-B3	21-Nov-96	0.44	<0.05	
DUP	21-Nov-96	0.53	<0.05	
LF-B3	17-Mar-97	0.85	<0.05	
LF-B4	19-Jun-91	<0.050		
LF-B4	08-Jul-92	<0.050	<0.050	
LF-B4	30-Dec-92	<0.050	0.160	#3
LF-B4	08-Jun-93	0.066	<0.050	#3
LF-B4	05-Jan-94	<0.050	<0.050	
LF-B4	16-Apr-96	<0.05	<0.05	
LF-B4	22-Nov-96	0.16	<0.05	
DUP	22-Nov-96	<0.05	<0.05	
LF-B4	17-Mar-97	<0.05	<0.05	
LF-B5	09-Apr-96	0.100	<0.05	
LF-B5	01-Aug-96	<0.050	0.150	
LF-B5	22-Nov-96	<0.05	0.06	
LF-B5	17-Mar-97	<0.05	0.12	
LF-B6	09-Apr-96	1.000	2.700	
LF-B6	01-Aug-96	0.080	0.380	
LF-B6	25-Nov-96	0.34	0.21	
DUP	25-Nov-96	0.34	0.18	
LF-B6	17-Mar-97	0.14	0.10	
EX-1	18-Apr-96	4.300	0.420	
EX-1	01-Aug-96	4.100	0.220	
EX-1	18-Dec-96	2.4	3.1	
EX-1	15-Apr-97	0.99	7.1	
EX-2	18-Apr-96	1.300	41.000	
EX-2	01-Aug-96	3.700	34.0	
EX-2	18-Dec-96	0.69	45.0	
EX-2	15-Apr-97	0.72	47.0	

TABLE 3
SUMMARY OF HISTORICAL TOTAL PETROLEUM HYDROCARBONS AS DIESEL AND GASOLINE
IN GROUNDWATER MONITORING WELLS
THE SHERWIN-WILLIAMS PLANT, EMERYVILLE, CALIFORNIA
(Results reported in parts per million [ppm])

Well Number	Date Sampled	Total Petroleum Hydrocarbons As Diesel	Total Petroleum Hydrocarbons As Gasoline	Notes
EX-3	18-Apr-96	0.430	< 0.05	
EX-3	01-Aug-96	0.820	< 0.050	
EX-3	18-Dec-96	0.210	< 0.050	
EX-3	15-Apr-97	0.090	< 0.050	
Field Blanks and Trip Blanks				
LF-24-FB	02-Aug-96	< 0.05	< 0.05	
TRIP BLANK	20-Nov-96	NA	< 0.05	
LF-B3-FB	21-Nov-96	NA	< 0.05	
TRIP BLANK	21-Nov-96	NA	< 0.05	
LF-B4-FB	22-Nov-96	NA	< 0.05	
TRIP BLANK	22-Nov-96	NA	< 0.05	
LF-B6-FB	25-Nov-96	NA	< 0.05	
LF-B5-FB	17-Mar-97	NA	< 0.05	
TRIP BLANK	17-Mar-97	NA	< 0.05	
TRIP BLANK	18-Mar-97	NA	< 0.05	
LF-13-FB	18-Mar-97	NA	< 0.05	

Data entered by TGL . Data proofed by KAG QA/QC by SXJ

Notes:

Samples analyzed by B&C using Modified EPA Method 8015 for total fuel hydrocarbons.

Samples analyzed by ANA and AEN using EPA Method 3510 for total petroleum hydrocarbons as diesel.

Samples analyzed using EPA Method 5030 for total petroleum hydrocarbons as gasoline

#1 - The concentrations reported as diesel by Anamatrix for samples LF-10, LF-10DUP, LF-11, and LF-14 are primarily caused by the presence of a heavier petroleum product, possibly motor oil.

#2 - The concentrations reported as diesel by Anamatrix for samples LF-3, LF-3DUP, LF-4, and LF-5 are primarily due to the presence of a lighter petroleum product of hydrocarbon range C6-C12, possibly gasoline.

#3 - The concentrations reported as gasoline by Anamatrix for samples LF-B1, LF-B2 and LF-B4 are primarily caused by the presence of discrete hydrocarbon peak not indicative of gasoline.

#4 - The concentration reported by Anamatrix as gasoline for samples LF-8 and LF-9 are primarily caused by the presence of a heavier petroleum hydrocarbon peak not indicative of gasoline.

TABLE 4
SUMMARY OF HISTORICAL INORGANIC COMPOUNDS IN GROUNDWATER MONITORING WELLS
THE SHERWIN-WILLIAMS PLANT
EMERYVILLE, CALIFORNIA

(Results reported in parts per million [ppm])

Well Number	Date Sampled	Arsenic	Barium	Cadmium	Lead	Total Chromium	Mercury	Selenium	Silver
LF-1	01-Jun-89	200.000	NA	<0.0400	<0.300				
LF-1	07-Dec-89	190.000	NA	<0.0400	<0.300				
LF-1	20-Jul-90	120.000	0.060	<0.0500	<0.200				
LF-1	20-Jun-91	58.000	NA	<0.005	<0.004				
LF-1	09-Jul-92	53.200	<0.100	0.058	<0.040	<0.010	<0.00027	<0.005	<0.010
LF-1	10-Jun-93	39.800	<0.100	<0.030	0.0039	<0.010	<0.0002	<0.050	<0.010
LF-1	Destroyed under permit								
LF-3	02-Jun-89	27.000	NA	<0.0400	<0.300				
LF-3	07-Dec-89	30.000	NA	<0.0400	<0.300				
LF-3	20-Jul-90	21.000	0.420	<0.0500	<0.200				
LF-3	20-Jun-91	60.400	NA	<0.005	<0.004				
LF-3	09-Jul-92	70.800	0.473	0.0205	<0.040	<0.010	<0.00027	<0.005	<0.010
DUP	09-Jul-92	66.600	0.452	0.0361	<0.040	<0.010	<0.00027	<0.005	<0.010
LF-3	10-Jun-93	142.000	0.625	<0.100	<0.003	<0.010	<0.0002	<0.050	<0.010
DUP	10-Jun-93	141.000	0.635	<0.100	<0.003	<0.010	<0.0002	<0.050	<0.010
LF-3	16-Apr-96	58.000	NA	NA	<0.002	NA	NA	NA	NA
LF-3	31-Jul-96	72.000	NA	NA	NA	NA	NA	NA	NA
LF-3	20-Nov-96	72.000	NA	NA	NA	NA	NA	NA	NA
LF-3	19-Mar-87	110.000	NA	NA	NA	NA	NA	NA	NA
LF-4	02-Jun-89	0.530	NA	<0.0400	<0.300				
DUP	02-Jun-89	0.580	NA	<0.0400	<0.300				
LF-4	06-Dec-89	0.420	NA	<0.0400	<0.300				
DUP	06-Dec-89	0.550	NA	<0.0400	<0.300				
LF-4	20-Jul-90	0.190	0.160	<0.0500	<0.200				
LF-4	20-Jun-91	0.510	NA	<0.005	0.015				
DUP	20-Jun-91	0.493	NA	<0.005	0.010				
LF-4	09-Jul-92	0.367	0.119	<0.005	<0.040	<0.010	<0.00027	<0.025	<0.010
LF-4	09-Jun-93	1.520	0.250	<0.015	<0.003	<0.010	<0.0002	<0.025	<0.010
LF-5	01-Jun-89	0.017	NA	<0.0400	<0.300				
LF-5	06-Dec-89	* <0.070	NA	<0.0400	<0.300				

TABLE 4
SUMMARY OF HISTORICAL INORGANIC COMPOUNDS IN GROUNDWATER MONITORING WELLS
THE SHERWIN-WILLIAMS PLANT
EMERYVILLE, CALIFORNIA

(Results reported in parts per million [ppm])

Well Number	Date Sampled	Arsenic	Barium	Cadmium	Lead	Total Chromium	Mercury	Selenium	Silver
LF-5	20-Jul-90	0.020	0.170	<0.0500	<0.200				
LF-5	20-Jun-91	0.038	NA	<0.005	0.003				
LF-5	09-Jul-92	<0.010	0.111	<0.005	<0.040	<0.010	<0.00027	<0.005	<0.010
LF-5	09-Jun-93	0.0283	0.257	<0.005	<0.003	<0.010	<0.00027	<0.005	<0.010
LF-5	Destroyed or lost during slurry wall and cap construction activities								
LF-6	01-Jun-89	13.000	NA	0.0900	<0.300				
LF-6	05-Dec-89	16.000	NA	0.0600	<0.300				
LF-6	20-Jul-90	14.000	0.210	<0.0500	<0.200				
LF-6	Sealed August 2, 1990								
LF-7	01-Jun-89	0.008	NA	<0.0400	<0.300				
LF-7	06-Dec-89	* <0.070	NA	<0.0400	<0.300				
LF-7	19-Jul-90	<0.002	0.060	<0.0500	<0.200				
LF-7	20-Jun-91	0.012	NA	<0.005	<0.004				
LF-7	09-Jul-92	<0.010	<0.100	<0.005	<0.040	<0.010	<0.00027	<0.005	<0.010
DUP	09-Jul-92	<0.010	<0.100	<0.005	<0.040	<0.010	<0.00027	<0.005	<0.010
LF-7	09-Jun-93	<0.010	0.191	<0.005	<0.003	<0.010	<0.0002	<0.005	<0.010
DUP	09-Jun-93	<0.010	0.201	<0.005	<0.003	<0.010	<0.0002	<0.005	<0.010
LF-7	06-Jan-94	<0.002	0.07	<0.001	0.001	<0.002	<0.0002	<0.004	<0.001
LF-8	05-Dec-89	* <0.070	NA	<0.0400	<0.300				
LF-8	19-Jul-90	<0.002	0.120	<0.0500	<0.200				
LF-8	21-Dec-90	0.020	0.590	0.0015	<0.200				
LF-8	20-Jun-91	0.021	NA	<0.005	<0.004				
LF-8	09-Jul-92	<0.010	<0.100	<0.005	<0.040	<0.010	<0.00027	<0.005	<0.010
LF-8	30-Dec-92	0.029	0.177	<0.005	<0.040	<0.010	<0.0002	<0.005	<0.010
LF-8	09-Jun-93	0.0384	0.121	<0.005	<0.003	<0.010	<0.0002	<0.005	<0.010
LF-8	06-Jan-94	0.055	0.10	<0.001	<0.001	<0.002	<0.0002	0.005	<0.001
LF-9	05-Dec-89	0.067	NA	<0.0400	<0.300				
LF-9	19-Jul-90	0.008	0.110	<0.0500	<0.200				
LF-9	21-Dec-90	0.120	0.270	0.0029	<0.200				

TABLE 4
SUMMARY OF HISTORICAL INORGANIC COMPOUNDS IN GROUNDWATER MONITORING WELLS
THE SHERWIN-WILLIAMS PLANT
EMERYVILLE, CALIFORNIA

(Results reported in parts per million [ppm])

Well Number	Date Sampled	Arsenic	Barium	Cadmium	Lead	Total Chromium	Mercury	Selenium	Silver
LF-9	20-Jun-91	0.075	NA	<0.005	0.012				
LF-9	06-Aug-91	0.131	NA	NA	NA				
LF-9	09-Jul-92	<0.010	<0.100	<0.005	<0.040	<0.010	<0.00027	<0.005	<0.010
LF-9	30-Dec-92	0.106	<0.100	<0.005	<0.040	<0.010	<0.0002	<0.005	<0.010
LF-9	09-Jun-93	0.158	0.169	<0.005	<0.003	<0.010	<0.0002	<0.005	<0.010
LF-9	Destroyed or lost during slurry wall and cap construction activities								
LF-10	07-Dec-89	0.650	NA	<0.0400	<0.300				
LF-10	19-Jul-90	0.012	0.110	<0.0500	<0.200				
DUP	19-Jul-90	0.008	0.140	<0.0500	<0.300				
LF-10	21-Dec-90	1.000	0.330	0.0009	<0.200				
DUP	21-Dec-90	1.100	0.350	0.0007	<0.300				
LF-10	20-Jun-91	0.657	NA	<0.005	0.013				
LF-10	06-Aug-91	1.090	NA	NA	NA				
LF-10	09-Jul-92	0.328	<0.100	<0.005	<0.040	<0.010	<0.00027	<0.025	<0.010
LF-10	31-Dec-92	0.550	<0.100	<0.005	<0.040	<0.010	<0.0002	<0.005	<0.010
DUP	31-Dec-92	0.552	<0.100	<0.005	<0.040	<0.010	<0.0002	<0.005	<0.010
LF-10	10-Jun-93	0.958	0.249	<0.005	<0.003	<0.010	<0.0002	<0.050	<0.010
LF-10	06-Jan-94	0.940	0.190	<0.001	<0.001	<0.002	<0.0002	<0.004	0.002
DUP	06-Jan-94	0.820	0.180	<0.001	0.001	<0.002	<0.0002	<0.004	0.002
LF-11	05-Dec-89	* <0.070	NA	<0.0400	<0.300				
LF-11	19-Jul-90	0.007	0.120	<0.0500	<0.200				
LF-11	21-Dec-90	0.011	0.180	0.0006	<0.200				
LF-11	20-Jun-91	0.023	NA	<0.005	0.007				
LF-11	20-Jun-91	0.024	NA	<0.005	0.006				
LF-11	06-Aug-91	0.021	NA	NA	NA				
LF-11	09-Jul-92	<0.010	0.169	<0.005	<0.040	<0.010	<0.00027	<0.005	<0.010
LF-11	31-Dec-92	<0.010	<0.100	<0.005	<0.040	<0.010	<0.0002	<0.005	<0.010
LF-11	09-Jun-93	0.0116	0.152	<0.005	<0.003	<0.010	<0.0002	<0.005	<0.010
LF-11	05-Jan-94	0.019	0.130	<0.001	<0.001	<0.002	<0.0002	<0.004	0.001
LF-11	16-Apr-96	0.048	NA	NA	<0.002	NA	NA	NA	NA
LF-11	31-Jul-96	0.110	NA	NA	NA	NA	NA	NA	NA

TABLE 4
SUMMARY OF HISTORICAL INORGANIC COMPOUNDS IN GROUNDWATER MONITORING WELLS
THE SHERWIN-WILLIAMS PLANT
EMERYVILLE, CALIFORNIA

(Results reported in parts per million [ppm])

Well Number	Date Sampled	Arsenic	Barium	Cadmium	Lead	Total Chromium	Mercury	Selenium	Silver
LF-11	20-Nov-96	0.45	NA	NA	NA	NA	NA	NA	NA
LF-11	17-Mar-97	1.200	NA	NA	NA	NA	NA	NA	NA
DUP	17-Mar-97	1.200	NA	NA	NA	NA	NA	NA	NA
LF-12	06-Dec-89	* < 0.070	NA	< 0.0400	< 0.300				
LF-12	18-Jul-90	0.004	0.060	< 0.0500	< 0.300				
LF-12	19-Jun-91	< 0.010	NA	< 0.005	< 0.004				
LF-12	08-Jul-92	< 0.010	< 0.100	< 0.005	< 0.040	< 0.010	< 0.00027	< 0.005	< 0.010
LF-12	30-Dec-92	0.014	< 0.100	< 0.005	< 0.040	< 0.010	< 0.0002	< 0.005	< 0.010
LF-12	08-Jun-93	0.0152	< 0.100	< 0.005	< 0.003	< 0.010	< 0.0002	< 0.005	< 0.010
LF-12	06-Jan-94	0.013	0.060	< 0.001	< 0.001	0.006	< 0.0002	0.005	< 0.001
LF-12	16-Apr-96	0.043	NA	NA	< 0.002	NA	NA	NA	NA
LF-12	30-Jul-93	0.006	NA	NA	NA	NA	NA	NA	NA
LF-12	20-Nov-96	0.022	NA	NA	NA	NA	NA	NA	NA
LF-12	17-Mar-97	0.014	NA	NA	NA	NA	NA	NA	NA
LF-13	06-Dec-89	* < 0.070	NA	< 0.0400	< 0.300				
LF-13	18-Jul-90	< 0.002	< 0.050	< 0.0500	< 0.200				
LF-13	19-Dec-90	< 0.002	0.100	< 0.0005	< 0.200				
LF-13	19-Jun-91	< 0.010	NA	< 0.005	< 0.004				
LF-13	08-Jul-92	< 0.010	< 0.100	< 0.005	< 0.040	< 0.010	< 0.00027	< 0.005	< 0.010
LF-13	30-Dec-92	< 0.010	< 0.100	< 0.005	< 0.040	< 0.010	< 0.0002	< 0.005	< 0.010
LF-13	08-Jun-93	< 0.010	< 0.100	< 0.005	< 0.003	< 0.010	< 0.0002	< 0.005	< 0.010
LF-13	05-Jan-94	0.003	0.040	< 0.005	< 0.001	< 0.002	< 0.0002	< 0.004	< 0.001
LF-13	16-Apr-96	< 0.002	NA	NA	< 0.002	NA	NA	NA	NA
LF-13	30-Jul-96	< 0.002	NA	NA	NA	NA	NA	NA	NA
DUP	30-Jul-96	< 0.002	NA	NA	NA	NA	NA	NA	NA
LF-13	20-Nov-96	< 0.002	NA	NA	NA	NA	NA	NA	NA
LF-13	17-Mar-97	< 0.002	NA	NA	NA	NA	NA	NA	NA
DUP	17-Mar-97	< 0.002	NA	NA	NA	NA	NA	NA	NA
LF-14	04-Sep-90	0.092	0.060	< 0.0005	0.007				
LF-14	02-Oct-90	0.077	NA	NA	NA				

TABLE 4
SUMMARY OF HISTORICAL INORGANIC COMPOUNDS IN GROUNDWATER MONITORING WELLS
THE SHERWIN-WILLIAMS PLANT
EMERYVILLE, CALIFORNIA

(Results reported in parts per million [ppm])

Well Number	Date Sampled	Arsenic	Barium	Cadmium	Lead	Total Chromium	Mercury	Selenium	Silver
LF-14	20-Dec-90	0.150	0.470	0.0036	<0.200				
LF-14	20-Jun-91	0.095	NA	<0.005	<0.004				
LF-14	09-Jul-92	0.039	<0.100	<0.005	<0.040	<0.010	<0.00027	<0.005	<0.010
LF-14	31-Dec-92	0.121	<0.100	<0.005	<0.040	<0.010	<0.0002	<0.005	<0.010
LF-14	09-Jun-93	0.102	<0.100	<0.005	<0.003	<0.010	<0.0002	<0.005	<0.010
LF-14	Destroyed during railway expansion activities								
LF-15	04-Sep-90	0.002	0.060	<0.0005	0.043				
LF-15	20-Dec-90	0.007	0.230	0.0007	<0.200				
LF-15	20-Jun-91	<0.010	NA	<0.005	<0.004				
LF-15	08-Jul-92	<0.010	0.105	<0.005	<0.040	<0.010	<0.00027	<0.005	<0.010
LF-15	30-Dec-92	<0.010	<0.100	<0.005	<0.040	<0.010	<0.0002	<0.005	<0.010
LF-15	09-Jun-93	<0.010	<0.100	<0.005	<0.003	<0.010	<0.0002	<0.005	<0.010
LF-15	Destroyed during railway expansion activities								
LF-16	04-Sep-90	0.003	0.060	<0.0005	<0.002				
LF-16	20-Dec-90	0.003	0.170	0.0007	<0.200				
LF-16	20-Jun-91	0.010	NA	<0.005	<0.004				
LF-16	09-Jul-92	<0.010	<0.100	<0.005	<0.040	<0.010	<0.00027	<0.005	<0.010
LF-16	30-Dec-92	<0.010	<0.100	<0.005	<0.040	<0.010	<0.0002	<0.005	<0.010
LF-16	09-Jun-93	<0.010	<0.100	<0.005	<0.003	<0.010	<0.0002	<0.050	<0.010
LF-16	Destroyed under permit								
LF-18	11-Apr-96	0.012	NA	NA	<0.002	NA	NA	NA	NA
LF-18	30-Jul-96	0.037	NA	NA	NA	NA	NA	NA	NA
LF-18	20-Nov-96	0.043	NA	NA	NA	NA	NA	NA	NA
LF-18	19-Mar-97	0.023	NA	NA	NA	NA	NA	NA	NA
LF-20	11-Apr-96	<0.002	NA	NA	<0.002	NA	NA	NA	NA
LF-20	30-Jul-96	0.085	NA	NA	NA	NA	NA	NA	NA
LF-20	21-Nov-96	0.120	NA	NA	NA	NA	NA	NA	NA
LF-20	18-Mar-97	0.110	NA	NA	NA	NA	NA	NA	NA
LF-21	10-Apr-96	<0.002	NA	NA	<0.002	NA	NA	NA	NA

TABLE 4
SUMMARY OF HISTORICAL INORGANIC COMPOUNDS IN GROUNDWATER MONITORING WELLS
THE SHERWIN-WILLIAMS PLANT
EMERYVILLE, CALIFORNIA

(Results reported in parts per million [ppm])

Well Number	Date Sampled	Arsenic	Barium	Cadmium	Lead	Total Chromium	Mercury	Selenium	Silver
LF-21	31-Jul-96	0.43	NA	NA	NA	NA	NA	NA	NA
LF-21	21-Nov-96	0.38	NA	NA	NA	NA	NA	NA	NA
LF-21	18-Mar-97	0.40	NA	NA	NA	NA	NA	NA	NA
LF-23	10-Apr-96	<0.002	NA	NA	<0.002	NA	NA	NA	NA
DUP	10-Apr-96	0.004	NA	NA	<0.002	NA	NA	NA	NA
LF-23	02-Aug-96	**0.009	NA	NA	NA	NA	NA	NA	NA
LF-23	21-Nov-96	0.027	NA	NA	NA	NA	NA	NA	NA
LF-23	18-Mar-97	0.010	NA	NA	NA	NA	NA	NA	NA
LF-24	11-Apr-96	0.005	NA	NA	<0.002	NA	NA	NA	NA
LF-24	02-Aug-96	**0.010	NA	NA	NA	NA	NA	NA	NA
LF-24	21-Nov-96	0.010	NA	NA	NA	NA	NA	NA	NA
LF-24	18-Mar-97	0.006	NA	NA	NA	NA	NA	NA	NA
LF-25	11-Apr-96	<0.002	NA	NA	<0.002	NA	NA	NA	NA
LF-25	02-Aug-96	0.070	NA	NA	NA	NA	NA	NA	NA
LF-25	21-Nov-96	0.14	NA	NA	NA	NA	NA	NA	NA
LF-25	18-Mar-97	0.13	NA	NA	NA	NA	NA	NA	NA
LF-B1	07-Dec-89	* <0.070	NA	<0.0400	<0.300				
LF-B1	18-Jul-90	0.007	0.08	<0.0500	<0.2				
LF-B1	20-Dec-90	0.005	0.100	0.0010	<0.200				
LF-B1	20-Jun-91	<0.010	NA	<0.005	0.004				
LF-B1	08-Jul-92	<0.010	0.122	<0.005	<0.040	<0.010	<0.00027	<0.005	<0.010
LF-B1	30-Dec-92	<0.010	<0.100	<0.005	<0.040	<0.010	<0.0002	<0.005	<0.010
LF-B1	08-Jun-93	<0.010	<0.100	<0.005	<0.003	<0.010	<0.0002	<0.005	<0.010
LF-B1	Destroyed under permit								
LF-B2	06-Dec-89	* <0.070	NA	<0.0400	<0.300				
LF-B2	18-Jul-90	0.005	0.140	<0.0500	<0.200				
DUP	18-Jul-90	0.004	0.150	<0.0500	<0.200				
LF-B2	19-Dec-90	0.008	0.320	0.0026	<0.200				

TABLE 4
SUMMARY OF HISTORICAL INORGANIC COMPOUNDS IN GROUNDWATER MONITORING WELLS
THE SHERWIN-WILLIAMS PLANT
EMERYVILLE, CALIFORNIA

(Results reported in parts per million [ppm])

Well Number	Date Sampled	Arsenic	Barium	Cadmium	Lead	Total Chromium	Mercury	Selenium	Silver
LF-B2	20-Jun-91	<0.010	NA	<0.005	0.005				
LF-B2	08-Jul-92	<0.010	0.245	<0.005	<0.040	<0.010	<0.00027	<0.005	<0.010
LF-B2	08-Jun-93	<0.010	0.233	<0.005	<0.003	<0.010	<0.0002	<0.005	<0.010
LF-B2	Destroyed or lost during slurry wall and cap construction activities								
LF-B3	07-Dec-89	* <0.070	NA	<0.0400	<0.300				
LF-B3	18-Jul-90	0.003	0.100	<0.0500	<0.200				
LF-B3	20-Dec-90	0.002	0.160	<0.0005	<0.200				
LF-B3	19-Jun-91	<0.010	NA	<0.005	<0.004				
LF-B3	08-Jul-92	<0.010	0.133	<0.005	<0.040	<0.010	<0.00027	<0.005	<0.010
LF-B3	30-Dec-92	<0.010	0.112	<0.005	<0.040	<0.010	<0.0002	<0.005	<0.010
LF-B3	08-Jun-93	<0.010	<0.100	<0.005	<0.003	<0.010	<0.0002	<0.005	<0.010
LF-B3	05-Jan-94	0.004	0.110	0.0060	<0.001	<0.002	<0.0002	<0.004	<0.001
LF-B3	16-Apr-96	0.036	NA	NA	<0.002	NA	NA	NA	NA
LF-B3	01-Aug-96	0.004	NA	NA	NA	NA	NA	NA	NA
LF-B3	21-Nov-96	0.006	NA	NA	NA	NA	NA	NA	NA
DUP	21-Nov-96	0.004	NA	NA	NA	NA	NA	NA	NA
LF-B3	17-Mar-97	<0.002	NA	NA	NA	NA	NA	NA	NA
LF-B4	17-Jul-90	0.003	0.080	<0.0500	<0.200				
LF-B4	19-Dec-90	<0.002	0.080	0.0014	<0.200				
LF-B4	19-Jun-91	<0.010	NA	<0.005	<0.004				
LF-B4	08-Jul-92	<0.010	0.140	<0.005	<0.040	<0.010	<0.00027	<0.005	<0.010
LF-B4	30-Dec-92	<0.010	0.110	<0.005	<0.040	<0.010	<0.0002	<0.005	<0.010
LF-B4	08-Jun-93	<0.010	<0.100	<0.005	<0.003	<0.010	<0.0002	<0.005	<0.010
LF-B4	05-Jan-94	0.003	0.070	<0.001	0.001	<0.002	<0.0002	<0.004	<0.001
LF-B4	16-Apr-96	<0.002	NA	NA	<0.002	NA	NA	NA	NA
LF-B4	30-Jul-96	<0.002	NA	NA	NA	NA	NA	NA	NA
LF-B4	22-Nov-96	<0.002	NA	NA	NA	NA	NA	NA	NA
DUP	22-Nov-96	<0.002	NA	NA	NA	NA	NA	NA	NA
LF-B4	17-Mar-97	<0.002	NA	NA	NA	NA	NA	NA	NA
LF-B5	09-Apr-96	0.320	NA	NA	<0.002	NA	NA	NA	NA

TABLE 4
SUMMARY OF HISTORICAL INORGANIC COMPOUNDS IN GROUNDWATER MONITORING WELLS
THE SHERWIN-WILLIAMS PLANT
EMERYVILLE, CALIFORNIA

(Results reported in parts per million [ppm])

Well Number	Date Sampled	Arsenic	Barium	Cadmium	Lead	Total Chromium	Mercury	Selenium	Silver
LF-B5	01-Aug-96	0.097	NA	NA	NA	NA	NA	NA	NA
LF-B5	22-Nov-96	0.11	NA	NA	NA	NA	NA	NA	NA
LF-B5	17-Mar-97	0.11	NA	NA	NA	NA	NA	NA	NA
LF-B6	09-Apr-96	0.080	NA	NA	<0.002	NA	NA	NA	NA
LF-B6	01-Aug-96	0.033	NA	NA	NA	NA	NA	NA	NA
LF-B6	25-Nov-96	0.027	NA	NA	NA	NA	NA	NA	NA
DUP	25-Nov-96	0.030	NA	NA	NA	NA	NA	NA	NA
LF-B6	17-Mar-97	0.021	NA	NA	NA	NA	NA	NA	NA
EX-1	18-Apr-96	0.002	NA	NA	<0.002	NA	NA	NA	NA
EX-1	01-Aug-96	0.022	NA	NA	NA	NA	NA	NA	NA
EX-1	18-Dec-96	0.015	NA	NA	NA	NA	NA	NA	NA
EX-1	15-Apr-97	0.072	NA	NA	NA	NA	NA	NA	NA
EX-2	18-Apr-96	9.3	NA	NA	<0.002	NA	NA	NA	NA
EX-2	01-Aug-96	57.0	NA	NA	NA	NA	NA	NA	NA
EX-2	18-Dec-96	34.0	NA	NA	NA	NA	NA	NA	NA
EX-2	15-Apr-97	44.0	NA	NA	NA	NA	NA	NA	NA
EX-3	18-Apr-96	200	NA	NA	<0.002	NA	NA	NA	NA
EX-3	01-Aug-96	170	NA	NA	NA	NA	NA	NA	NA
EX-3	18-Dec-96	270	NA	NA	NA	NA	NA	NA	NA
EX-3	15-Apr-97	220	NA	NA	NA	NA	NA	NA	NA
FIELD & TRIP BLANKS									
LF-1-FB	01-Jun-89	0.012	NA	<0.0400	<0.300				
LF-1-FB	07-Dec-89	0.003	NA	<0.0400	<0.300				
LF-B1-FB	07-Dec-89	0.014	NA	<0.0400	<0.300				
Trip Blank	07-Dec-89	0.013	NA	<0.0400	<0.300				
LF-B4-TB	18-Jul-90	<0.002	NA	<0.0500	<0.200				
LF-B4-BB	18-Jul-90	<0.002	NA	<0.0500	<0.200				
LF-11-TB	19-Jul-90	<0.002	NA	<0.0500	0.200				

TABLE 4
SUMMARY OF HISTORICAL INORGANIC COMPOUNDS IN GROUNDWATER MONITORING WELLS
THE SHERWIN-WILLIAMS PLANT
EMERYVILLE, CALIFORNIA

(Results reported in parts per million [ppm])

Well Number	Date Sampled	Arsenic	Barium	Cadmium	Lead	Total Chromium	Mercury	Selenium	Silver
LF-11-BB	19-Jul-90	<0.002	NA	<0.0500	<0.200				
LF-5-TB	20-Jul-90	0.002	NA	<0.0500	<0.200				
LF-16-TB	04-Sep-90	<0.002	NA	<0.0005	0.005				
LF-B4-TB	19-Dec-90	<0.002	<0.050	<0.0005	<0.200				
LF-B4-BB	19-Dec-90	<0.002	<0.050	<0.0005	<0.200				
LF-B3-TB	20-Dec-90	<0.002	<0.050	<0.0005	<0.200				
LF-B3-BR	20-Dec-90	<0.002	<0.050	<0.0005	<0.200				
LF-8-TB	21-Dec-90	<0.002	<0.050	<0.0005	<0.200				
LF-8-BR	21-Dec-90	<0.002	<0.050	<0.0005	<0.200				
LF-B3-BR	19-Jun-91	<0.010	NA	<0.005	<0.004				
LF-B4-TB	19-Jun-91	<0.010	NA	<0.005	<0.004				
LF-4-TB	20-Jun-91	<0.010	NA	<0.005	<0.004				
LF-11-TB	20-Jun-91	<0.010	NA	<0.005	<0.004				
LF-11-BR	20-Jun-91	<0.010	NA	<0.005	<0.004				
Trip Blank	06-Aug-91	<0.010	NA	NA	<0.003				
LF-B3-TB	08-Jul-92	<0.010	<0.100	<0.005	<0.040	<0.010	<0.00027	<0.005	<0.010
LF-7-TB	09-Jul-92	<0.010	<0.100	<0.005	<0.040	<0.010	<0.00027	<0.005	<0.010
LF-3-TB	09-Jul-92	<0.010	<0.100	<0.005	<0.040	<0.010	<0.00027	<0.005	<0.010
LF-B4-TB	30-Dec-92	<0.010	<0.100	<0.005	<0.040	<0.010	<0.0002	<0.005	<0.010
LF-B4-BR	30-Dec-92	<0.010	<0.100	<0.005	<0.040	<0.010	<0.0002	<0.005	<0.010
LF-7-TB	09-Jun-93	<0.010	<0.100	<0.005	<0.003	<0.010	<0.0002	<0.005	<0.010
LF-10-FB	10-Jun-93	<0.100	<0.100	<0.005	<0.003	<0.010	<0.0002	<0.005	<0.010
Trip Blank	08-Jun-93	<0.010	<0.100	<0.005	<0.003	<0.010	<0.0002	<0.005	<0.010
LF-10-FB	06-Jan-94	<0.002	<0.01	<0.001	<0.001	<0.01	<0.0002	<0.004	<0.001
LF-24-FB	02-Aug-96	0.004	NA	NA	NA	NA	NA	NA	NA
LF-B3-FB	21-Nov-96	<0.002	NA	NA	NA	NA	NA	NA	NA
Trip Blank	21-Nov-96	<0.05	NA	NA	NA	NA	NA	NA	NA
LF-B4-FB	22-Nov-96	<0.002	NA	NA	NA	NA	NA	NA	NA
LF-B6-FB	25-Nov-96	<0.002	NA	NA	NA	NA	NA	NA	NA
LF-13-FB	17-Mar-97	<0.002	NA	NA	NA	NA	NA	NA	NA
LF-11-FB	18-Mar-97	<0.002	NA	NA	NA	NA	NA	NA	NA

Data entered by TGL . Proofed by NAS .

Notes :

TABLE 4
SUMMARY OF HISTORICAL INORGANIC COMPOUNDS IN GROUNDWATER MONITORING WELLS
THE SHERWIN-WILLIAMS PLANT
EMERYVILLE, CALIFORNIA

(Results reported in parts per million [ppm])

Well Number	Date Sampled	Arsenic	Barium	Cadmium	Lead	Total Chromium	Mercury	Selenium	Silver
----------------	-----------------	---------	--------	---------	------	-------------------	---------	----------	--------

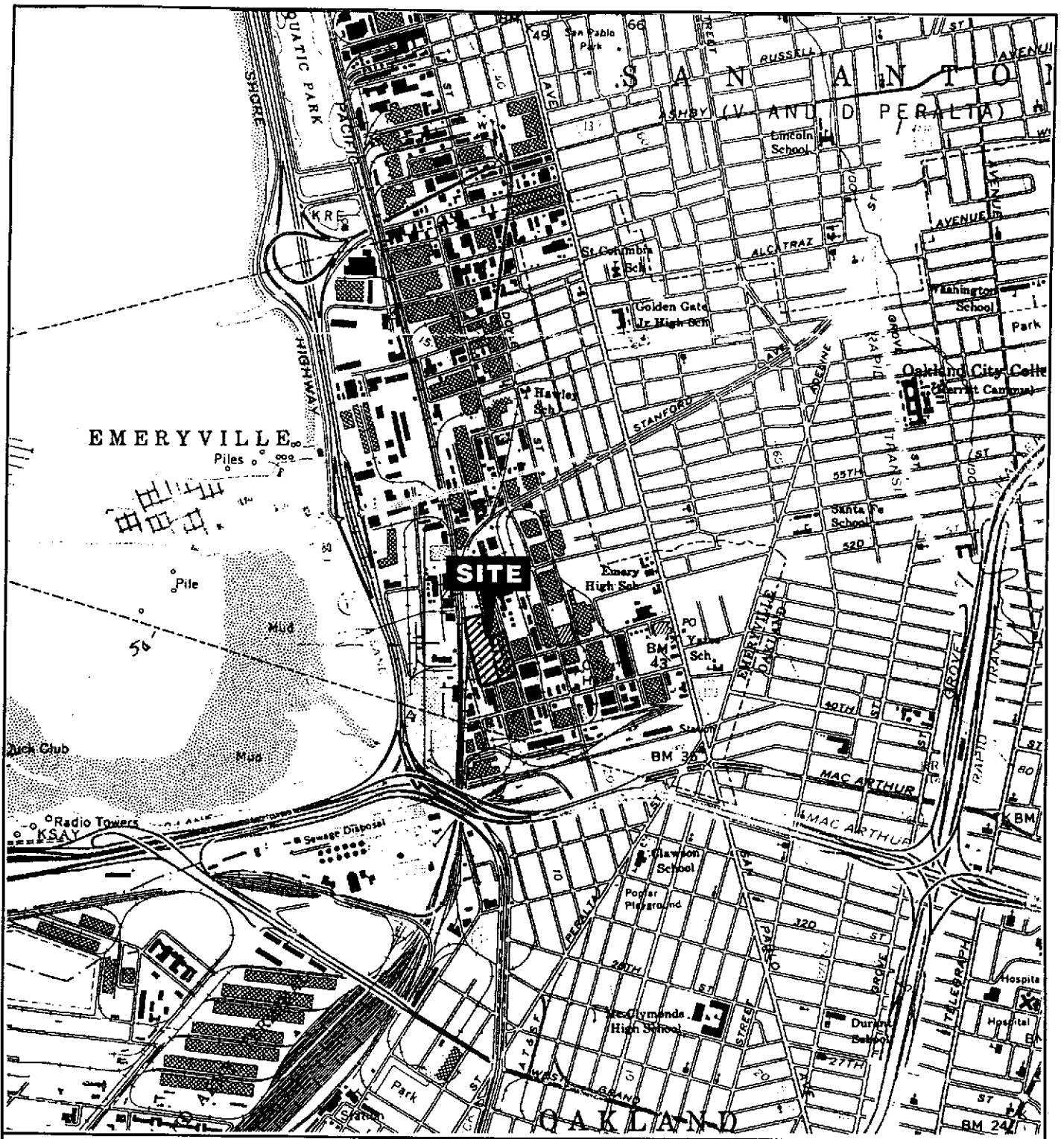
* = Data not validated based on positive results of trip blank (0.014 ppm) or bailer rinsate blank (0.013 ppm) of submitted samples. Detection Limit for arsenic for December 1989 sampling period set at 0.070 or 5 times the reported value of 0.014 ppm for trip blank sample.

** = Data not validated based on positive results of bailer rinsate blank (0.004 ppm) of submitted samples.

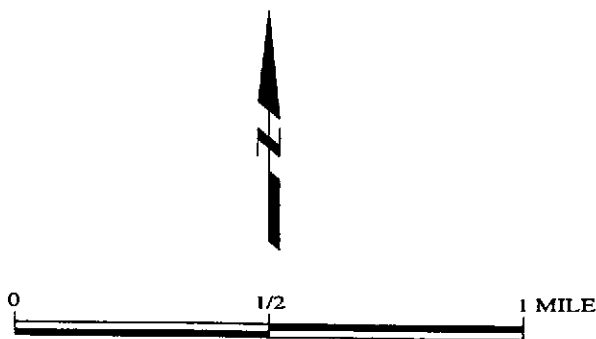
NA = Not Analyzed

200/7000 = EPA Method 200/6000/7000 Series for selected metals.

Results of analyses for other inorganic compounds as metals that are not part of the annual and semiannual self-monitoring program for 1992 and 1993 are reported in Levine*Fricke, April 4, 1990, Table 10 and Levine*Fricke, December 20, 1991, Table 5.



3435SV01.CDR 102494RYL:KAG



Map Source:
 U.S.G.S. Oakland West Quadrangle,
 Oakland West, California
 7.5 Minute Series

SHERWIN-WILLIAMS

Site Location Map

Levine-Fricke-Recon

Project No. 3435

Figure 1

HORTON STREET

LF-13

LF-12

LF-B4

LF-B1

LF-1

LF-22

LF-B5

WAREHOUSE

WAREHOUSE AND OFFICE

IMPERVIOUS CAP WITHIN SLURRY WALL

SHOP BOILER HOUSE

EX-3

TRI-BIO BIOLOGICAL TREATMENT SYSTEM

WAREHOUSE

LF-19

LF-7

LF-17

LF-2

FACTORY

FACTORY

LF-18

LF-8

NPDES Storm Sewer Outfall

EX-1

LF-5

LF-B2

LF-B6

EX-2

ANDCO ELECTROCHEMICAL TREATMENT SYSTEM

FACTORY

WAREHOUSE OFFICE

SHERWIN AVENUE

PAVED PARKING AREA

TRUCK PARKING AREA

LF-26

LF-9

LF-4

LF-3

WAREHOUSE

SOIL-BENTONITE SLURRY CUT-OFF WALL

LF-10

LF-B3

LF-21

LF-11

EDGE OF PAVEMENT AND EASEMENT LINE

LF-25

LF-14

LF-24

LF-15

LF-23

LF-16

EXPLANATION

Property boundary

Chain link fence

LF-10 A-zone monitoring well

LF-B3 B-zone monitoring well

EX-1 Groundwater extraction well location

Monitoring well destroyed under permit

Monitoring well destroyed or lost during slurry wall and cap construction activities

Monitoring well destroyed during railway expansion activities

0 40 80 FEET

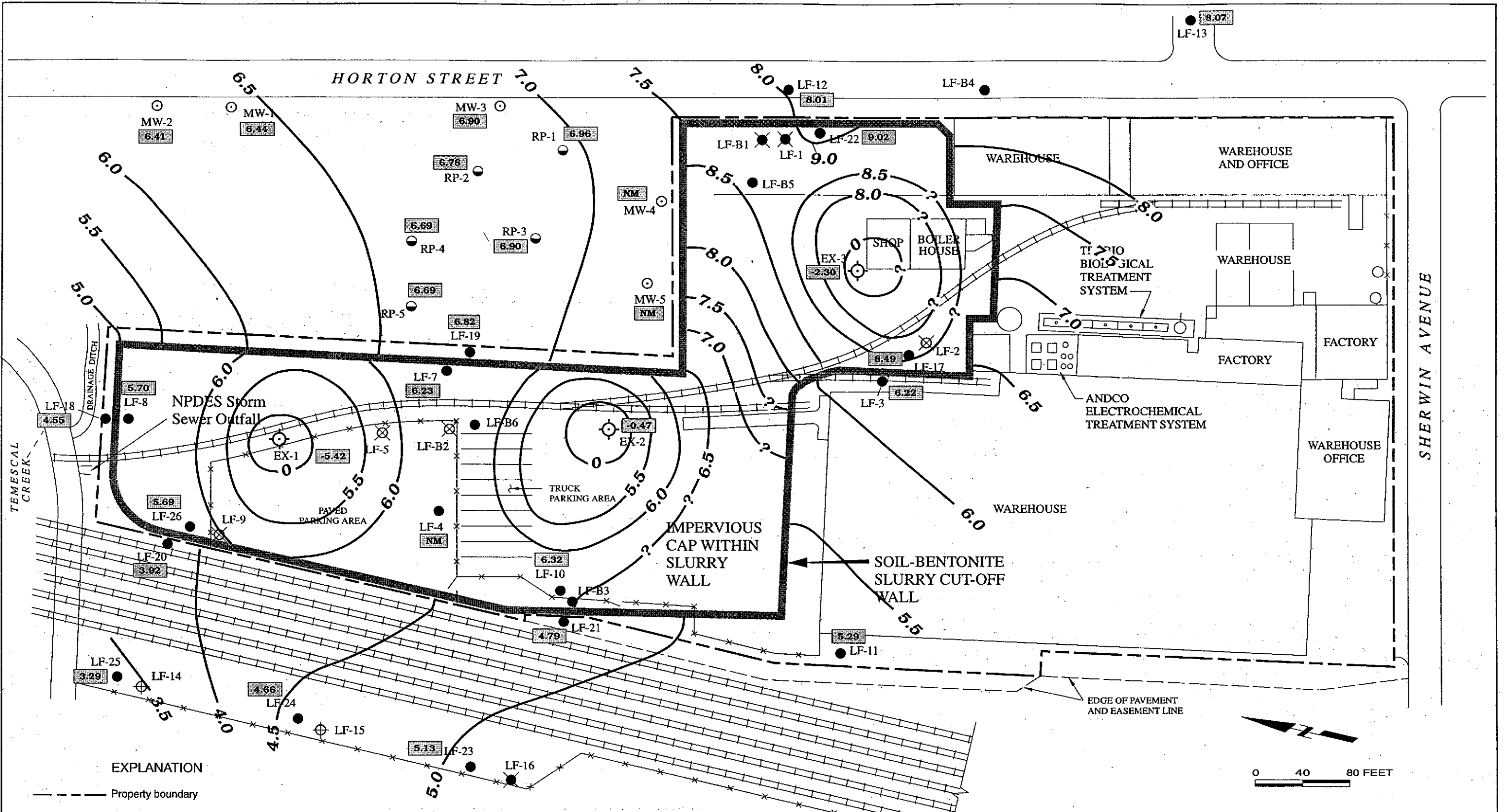
SHERWIN-WILLIAMS

Site Plan

Levine-Fricke-Recon

Project No. 3435

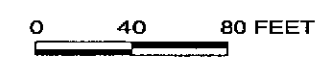
Figure 2



EXPLANATION

- Property boundary
- x-x-x- Chain link fence
- LF-10 A-zone monitoring well
- LF-B3 B-zone monitoring well
- ⊕ EX-1 Groundwater extraction well location
- ⊗ Monitoring well destroyed under permit
- ⊗ Monitoring well destroyed or lost during slurry wall and cap construction activities
- ⊕ Monitoring well destroyed during railway expansion activities
- ⊙ Rifkin property monitoring wells (TMC)
- ⊙ Rifkin property monitoring wells (Levine-Fricke)

- 6.90 Groundwater elevation (feet above mean sea level)
- NM Not measured
- ~ 5.5 Groundwater elevation contour (feet above mean sea level)



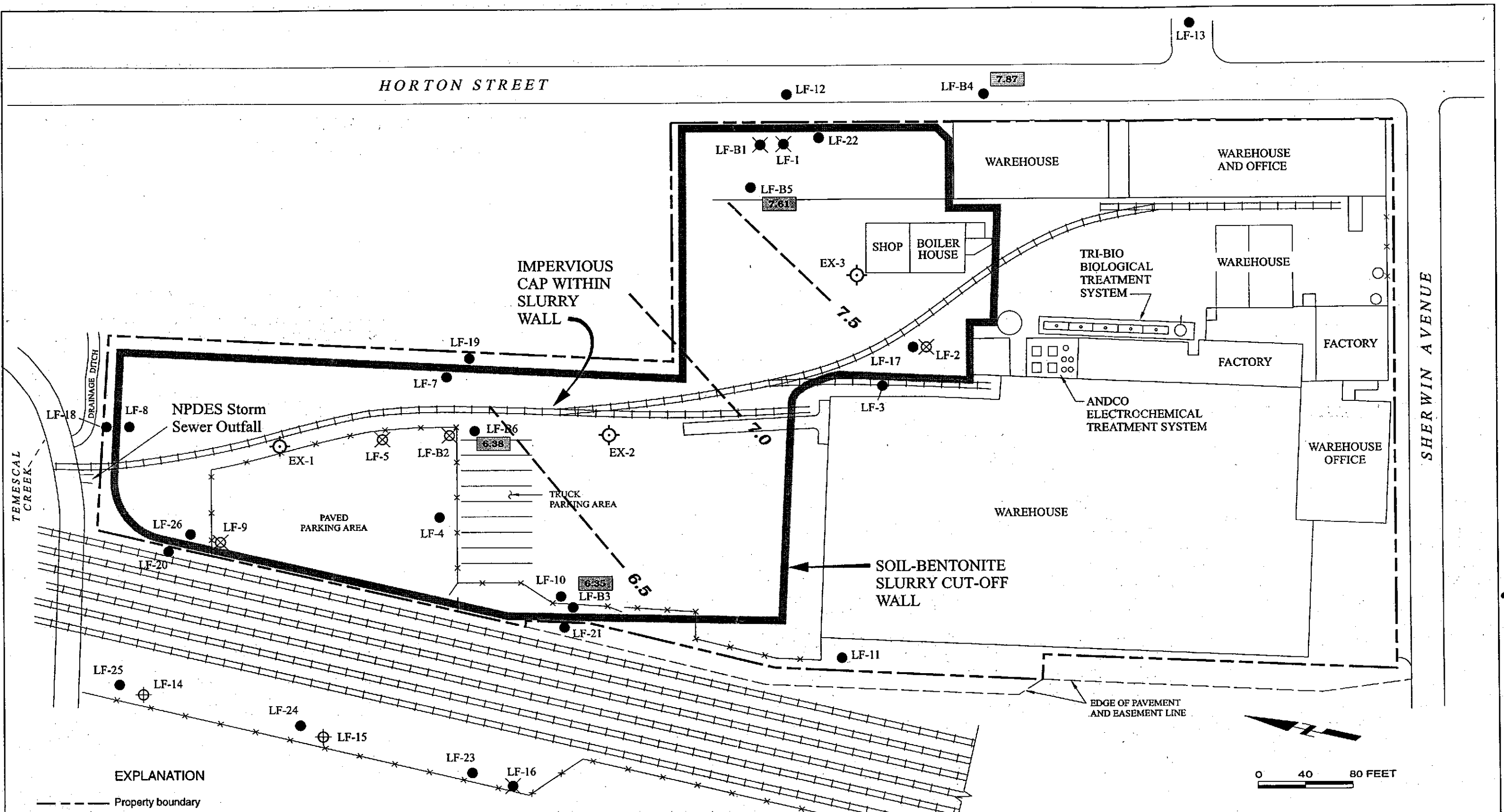
SHERWIN-WILLIAMS

**A-Zone Groundwater Elevation Map,
April 15, 1997**

Levine-Fricke-Recon

Figure 3

Project No. 3435



EXPLANATION

- Property boundary
- x-x-x- Chain link fence
- LF-10 A-zone monitoring well
- LF-B3 B-zone monitoring well
- ⊕ EX-1 Groundwater extraction well location
- ⊗ Monitoring well destroyed under permit
- ⊗ Monitoring well destroyed or lost during slurry wall and cap construction activities
- ⊕ Monitoring well destroyed during railway expansion activities

6.38 Groundwater elevation (feet above mean sea level)

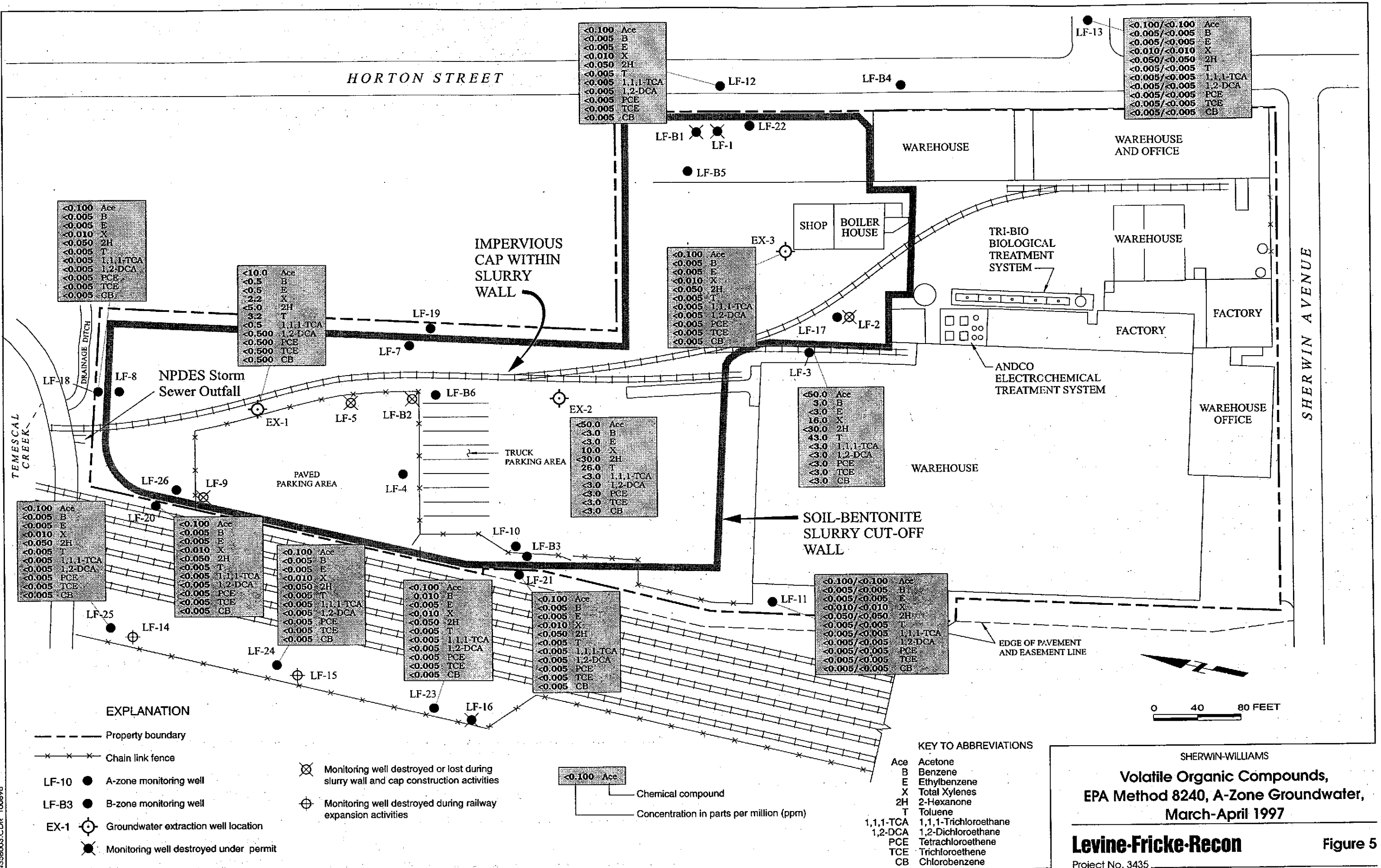
8.0 Groundwater elevation contour (feet above mean sea level); dashed where inferred

SHERWIN-WILLIAMS

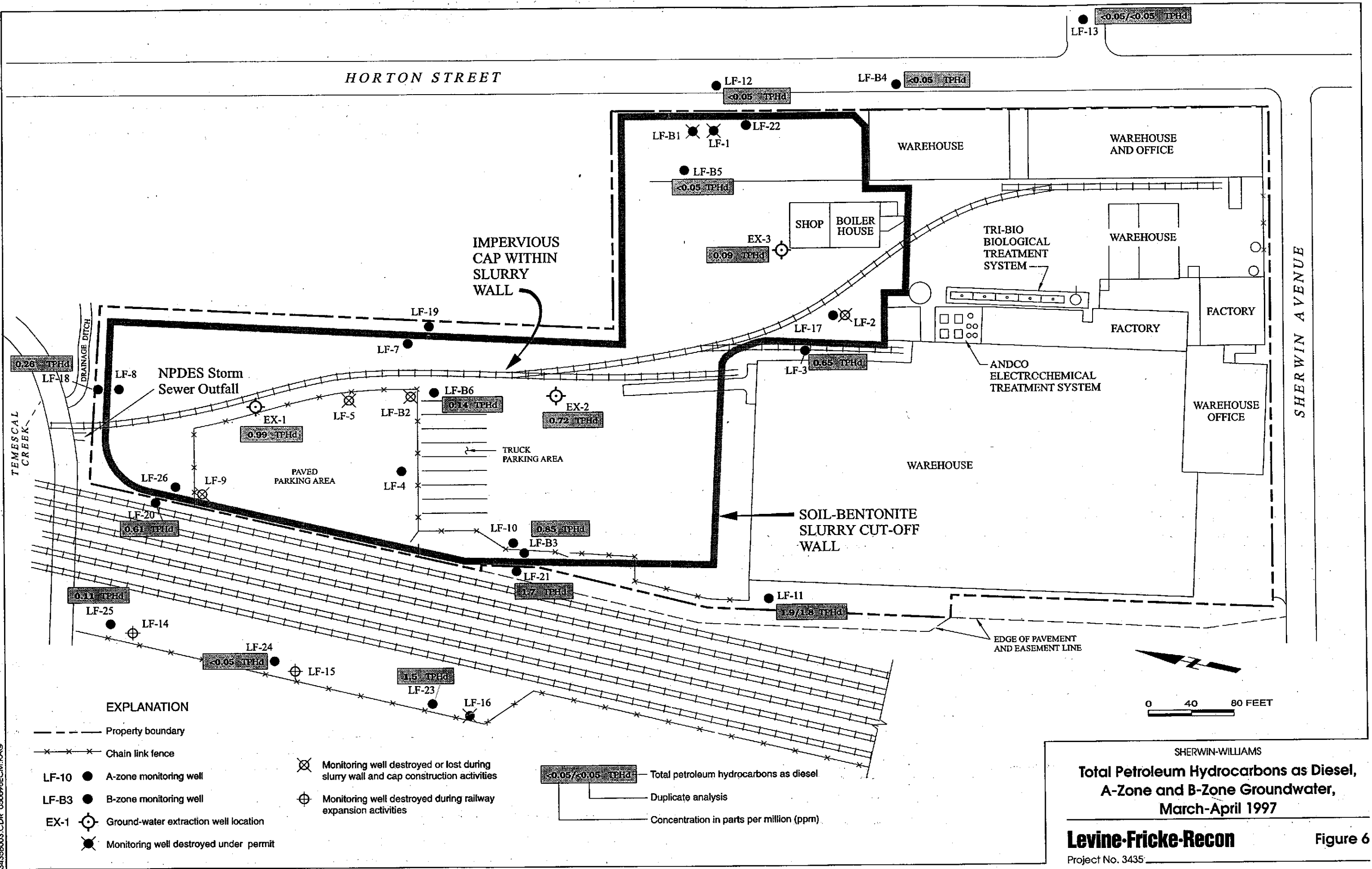
B-Zone Groundwater Elevation Map,
April 15, 1997

Levine-Fricke-Recon Figure 4

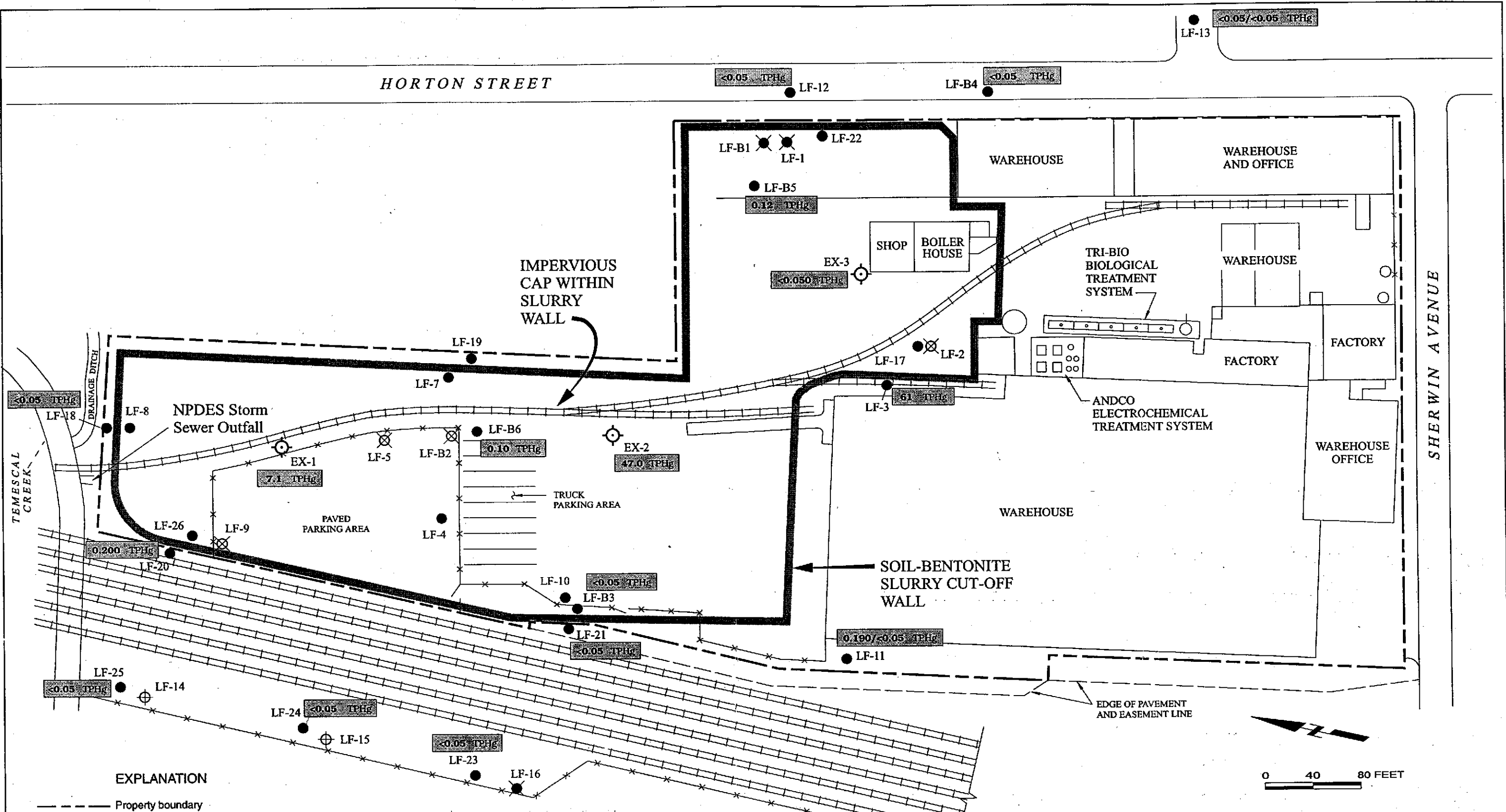
Project No. 3435



SHERWIN-WILLIAMS
**Volatile Organic Compounds,
 EPA Method 8240, A-Zone Groundwater,
 March-April 1997**
Levine-Fricke-Recon Figure 5
 Project No. 3435



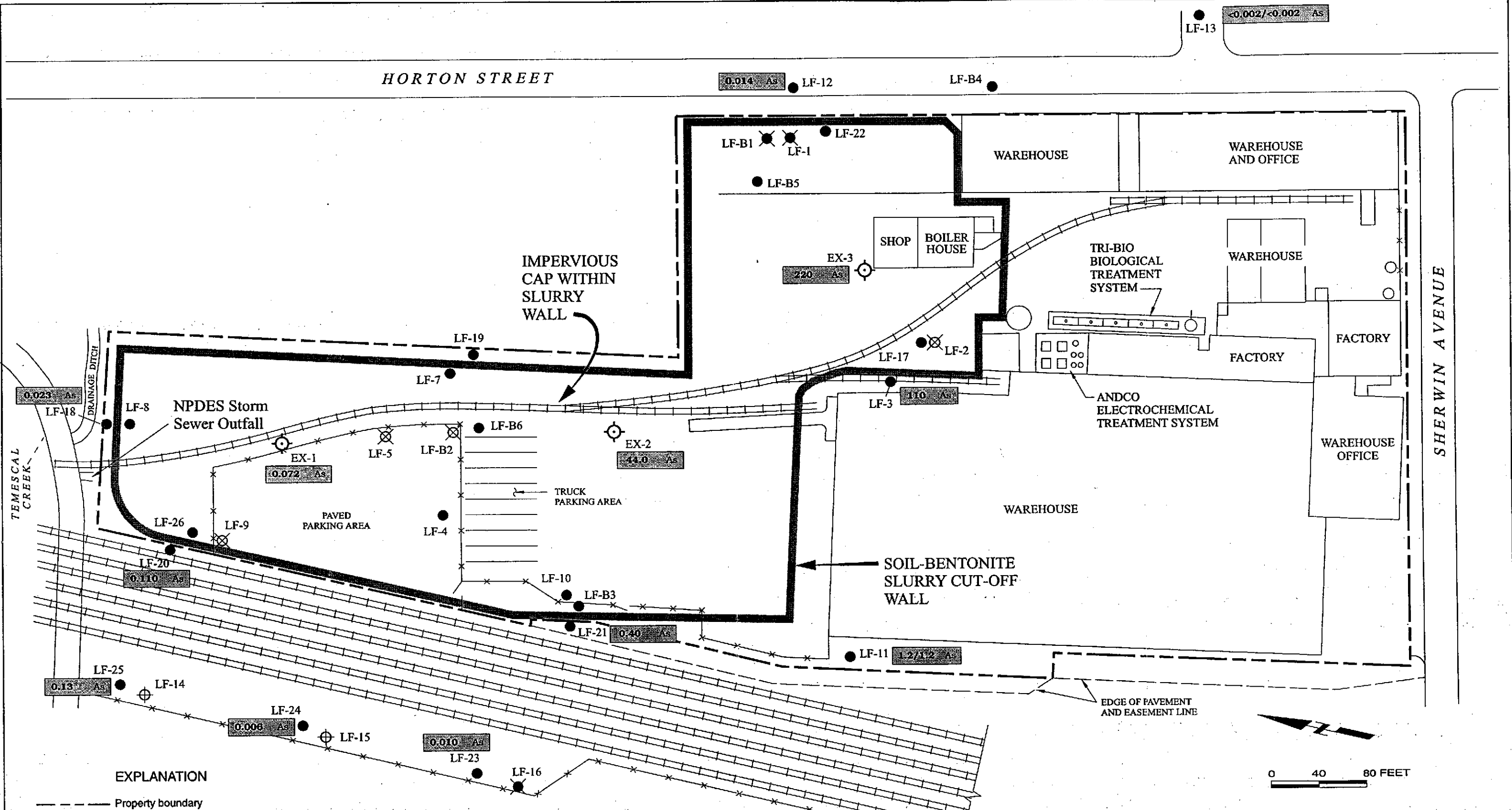
SHERWIN-WILLIAMS
**Total Petroleum Hydrocarbons as Diesel,
 A-Zone and B-Zone Groundwater,
 March-April 1997**
Levine-Fricke-Recon Figure 6
 Project No. 3435



EXPLANATION

- Property boundary
- x x x Chain link fence
- LF-10 ● A-zone monitoring well
- LF-B3 ● B-zone monitoring well
- EX-1 ⊕ Groundwater extraction well location
- ⊗ Monitoring well destroyed under permit
- ⊗ Monitoring well destroyed or lost during slurry wall and cap construction activities
- ⊕ Monitoring well destroyed during railway expansion activities
- 0.190/0.05 TPHg Total petroleum hydrocarbons as gasoline
- Duplicate analysis
- Concentration in parts per million (ppm)

SHERWIN-WILLIAMS
**Total Petroleum Hydrocarbons as Gasoline,
 A-Zone and B-Zone Groundwater,
 March-April 1997**



EXPLANATION

- Property boundary
- x-x- Chain link fence
- LF-10 ● A-zone monitoring well
- LF-B3 ● B-zone monitoring well
- EX-1 ⊕ Groundwater extraction well location
- ⊗ Monitoring well destroyed under permit
- ⊗ Monitoring well destroyed or lost during slurry wall and cap construction activities
- ⊕ Monitoring well destroyed during railway expansion activities

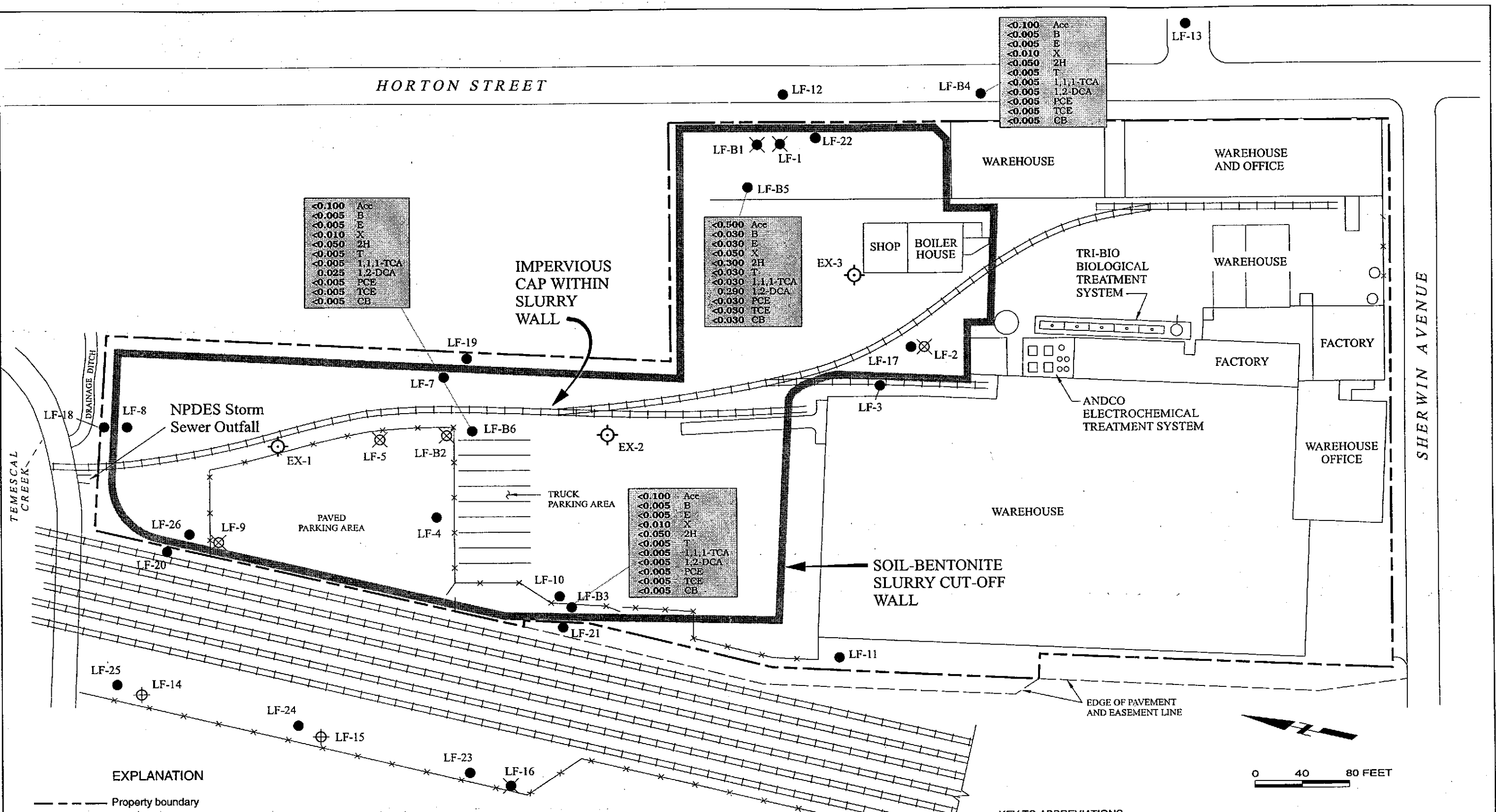
1.2/1.2 As Arsenic
 Duplicate analysis
 Concentration in parts per million (ppm)

0 40 80 FEET



SHERWIN-WILLIAMS
**Concentrations of Arsenic
 A-Zone Groundwater,
 March-April 1997**

Levine-Fricke-Recon Figure 8
 Project No. 3435



<0.100	Ace
<0.005	B
<0.005	E
<0.010	X
<0.050	2H
<0.005	T
<0.005	1,1,1-TCA
0.025	1,2-DCA
<0.005	PCE
<0.005	TCE
<0.005	CB

<0.500	Ace
<0.030	B
<0.030	E
<0.050	X
<0.300	2H
<0.030	T
<0.030	1,1,1-TCA
0.290	1,2-DCA
<0.030	PCE
<0.030	TCE
<0.030	CB

<0.100	Ace
<0.005	B
<0.005	E
<0.010	X
<0.050	2H
<0.005	T
<0.005	1,1,1-TCA
<0.005	1,2-DCA
<0.005	PCE
<0.005	TCE
<0.005	CB

<0.100	Ace
<0.005	B
<0.005	E
<0.010	X
<0.050	2H
<0.005	T
<0.005	1,1,1-TCA
<0.005	1,2-DCA
<0.005	PCE
<0.005	TCE
<0.005	CB

<0.100	Ace
--------	-----

EXPLANATION

- Property boundary
- x-x-x- Chain link fence
- LF-10 A-zone monitoring well
- LF-B3 B-zone monitoring well
- ⊕ EX-1 Groundwater extraction well location
- ⊗ Monitoring well destroyed under permit
- ⊗ Monitoring well destroyed or lost during slurry wall and cap construction activities
- ⊕ Monitoring well destroyed during railway expansion activities

KEY TO ABBREVIATIONS

- Ace Acetone
- B Benzene
- E Ethylbenzene
- X Total Xylenes
- 2H 2-Hexanone
- T Toluene
- 1,1,1-TCA 1,1,1-Trichloroethane
- 1,2-DCA 1,2-Dichloroethane
- PCE Tetrachloroethane
- TCE Trichloroethane
- CB Chlorobenzene

0 40 80 FEET

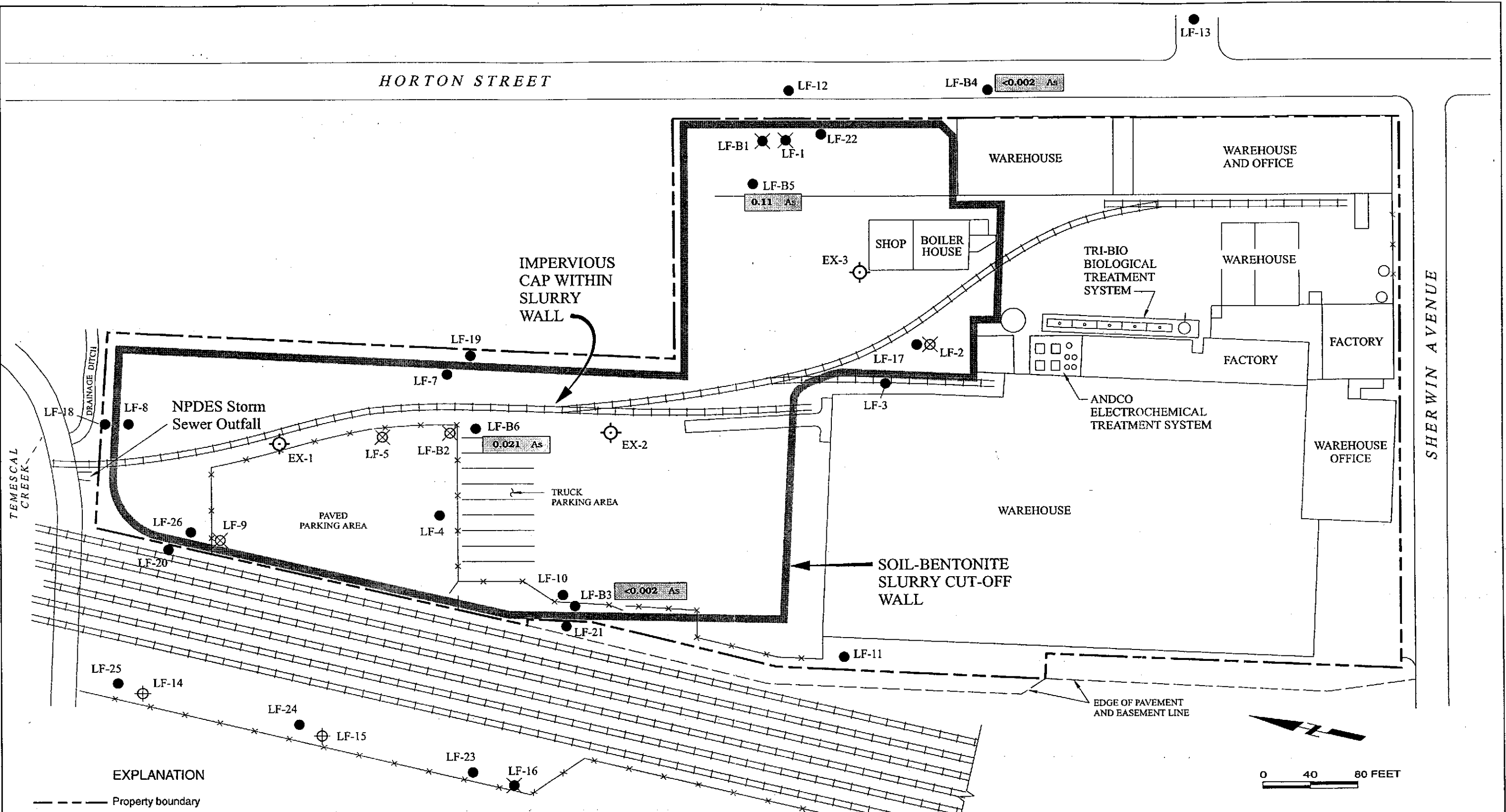
SHERWIN-WILLIAMS
Volatile Organic Compounds,
EPA Method 8240, B-Zone Groundwater
March 1997

Levine-Fricke-Recon Figure 9

Project No. 3435

3435GC14.CDR 042897

3435B003.CDR 100896



EXPLANATION

- Property boundary
- x-x-x- Chain link fence
- LF-10 ● A-zone monitoring well
- LF-B3 ● B-zone monitoring well
- EX-1 ⊕ Groundwater extraction well location
- ⊗ Monitoring well destroyed under permit
- ⊗ Monitoring well destroyed or lost during slurry wall and cap construction activities
- ⊕ Monitoring well destroyed during railway expansion activities

<0.002 As Arsenic
 Concentration in parts per million (ppm)

SHERWIN-WILLIAMS
**Concentrations of Arsenic
 B-Zone Groundwater,
 March 1997**
Levine-Fricke-Recon Figure 10
 Project No. 3435

APPENDIX A

LABORATORY CERTIFICATES

American Environmental Network

Certificate of Analysis

DOHS Certification: 1172

AIHA Accreditation: 11134

PAGE 1

LEVINE-FRICKE-RECON
1900 POWELL ST. 12TH FL.
EMERYVILLE, CA 94608

REPORT DATE: 03/31/97

DATE(S) SAMPLED: 03/19/97

DATE RECEIVED: 03/19/97

ATTN: KENTON GEE
CLIENT PROJ. ID: 3435.00.04
CLIENT PROJ. NAME: SHERWIN WMS
C.O.C. NUMBER: 1900

AEN WORK ORDER: 9703246


PROJECT SUMMARY:

On March 19, 1997, this laboratory received 2 water sample(s).

Client requested sample(s) be analyzed for chemical parameters. Results of analysis are summarized on the following page(s). Please see quality control report for a summary of QC data pertaining to this project.

Samples will be stored for 30 days after completion of analysis, then disposed of in accordance with State and Federal regulations. Samples may be archived by prior arrangement.

If you have any questions, please contact Client Services at (510) 930-9090.


Larry Klein
Laboratory Director

LEVINE - FRICKE - RECON

SAMPLE ID: LF-18
AEN LAB NO: 9703246-01A
AEN WORK ORDER: 9703246
CLIENT PROJ. ID: 3435.00.04

DATE SAMPLED: 03/19/97
DATE RECEIVED: 03/19/97
REPORT DATE: 03/31/97

ANALYTE	METHOD/ CAS#	RESULT	REPORTING LIMIT	UNITS	DATE ANALYZED
TPH as Gas	5030/GC-FID	ND	0.05	mg/L	03/21/97

ND = Not detected at or above the reporting limit
* = Value at or above reporting limit

LEVINE - FRICKE - RECON

SAMPLE ID: LF-18
 AEN LAB NO: 9703246-01D
 AEN WORK ORDER: 9703246
 CLIENT PROJ. ID: 3435.00.04

DATE SAMPLED: 03/19/97
 DATE RECEIVED: 03/19/97
 REPORT DATE: 03/31/97

ANALYTE	METHOD/ CAS#	RESULT	REPORTING LIMIT	UNITS	DATE ANALYZED
Volatile Organic Compounds EPA 8240B					
Acetone	67-64-1	ND	100	ug/L	03/25/97
Benzene	71-43-2	ND	5	ug/L	03/25/97
Bromodichloromethane	75-27-4	ND	5	ug/L	03/25/97
Bromoform	75-25-2	ND	5	ug/L	03/25/97
Bromomethane	74-83-9	ND	10	ug/L	03/25/97
2-Butanone	78-93-3	ND	100	ug/L	03/25/97
Carbon Disulfide	75-15-0	ND	10	ug/L	03/25/97
Carbon Tetrachloride	56-23-5	ND	5	ug/L	03/25/97
Chlorobenzene	108-90-7	ND	5	ug/L	03/25/97
Chloroethane	75-00-3	ND	10	ug/L	03/25/97
2-Chloroethyl Vinyl Ether	110-75-8	ND	10	ug/L	03/25/97
Chloroform	67-66-3	ND	5	ug/L	03/25/97
Chloromethane	74-87-3	ND	10	ug/L	03/25/97
Dibromochloromethane	124-48-1	ND	5	ug/L	03/25/97
1,1-Dichloroethane	75-34-3	ND	5	ug/L	03/25/97
1,2-Dichloroethane	107-06-2	ND	5	ug/L	03/25/97
1,1-Dichloroethene	75-35-4	ND	5	ug/L	03/25/97
cis-1,2-Dichloroethene	156-59-2	ND	5	ug/L	03/25/97
trans-1,2-Dichloroethene	156-60-5	ND	5	ug/L	03/25/97
1,2-Dichloropropane	78-87-5	ND	5	ug/L	03/25/97
cis-1,3-Dichloropropene	10061-01-5	ND	5	ug/L	03/25/97
trans-1,3-Dichloropropene	10061-02-6	ND	5	ug/L	03/25/97
Ethylbenzene	100-41-4	ND	5	ug/L	03/25/97
2-Hexanone	591-78-6	ND	50	ug/L	03/25/97
Methylene Chloride	75-09-2	ND	10	ug/L	03/25/97
4-Methyl-2-pentanone	108-10-1	ND	50	ug/L	03/25/97
Styrene	100-42-5	ND	5	ug/L	03/25/97
1,1,2,2-Tetrachloroethane	79-34-5	ND	5	ug/L	03/25/97
Tetrachloroethene	127-18-4	ND	5	ug/L	03/25/97
Toluene	108-88-3	ND	5	ug/L	03/25/97
1,1,1-Trichloroethane	71-55-6	ND	5	ug/L	03/25/97
1,1,2-Trichloroethane	79-00-5	ND	5	ug/L	03/25/97
Trichloroethene	79-01-6	ND	5	ug/L	03/25/97
Vinyl Acetate	108-05-4	ND	50	ug/L	03/25/97
Vinyl Chloride	75-01-4	ND	10	ug/L	03/25/97
Xylenes, Total	1330-20-7	ND	10	ug/L	03/25/97

ND = Not detected at or above the reporting limit
 * = Value at or above reporting limit

LEVINE-FRICKE-RECON

SAMPLE ID: LF-18
 AEN LAB NO: 9703246-01G
 AEN WORK ORDER: 9703246
 CLIENT PROJ. ID: 3435.00.04

DATE SAMPLED: 03/19/97
 DATE RECEIVED: 03/19/97
 REPORT DATE: 03/31/97

ANALYTE	METHOD/ CAS#	RESULT	REPORTING LIMIT	UNITS	DATE ANALYZED
#Extraction for TPH	EPA 3510	-		Extrn Date	03/25/97
TPH as Diesel	GC-FID	0.26 *	0.05	mg/L	03/27/97

ND = Not detected at or above the reporting limit

* = Value at or above reporting limit

LEVINE - FRICKE - RECON

SAMPLE ID: LF-18
 AEN LAB NO: 9703246-01I
 AEN WORK ORDER: 9703246
 CLIENT PROJ. ID: 3435.00.04

DATE SAMPLED: 03/19/97
 DATE RECEIVED: 03/19/97
 REPORT DATE: 03/31/97

ANALYTE	METHOD/ CAS#	RESULT	REPORTING LIMIT	UNITS	DATE ANALYZED
#Sample Filtration	0.45 um	-		Filtr Date	03/19/97
#Digestion, Metals by GFAA	EPA 3020	-		Prep Date	03/21/97
Arsenic	EPA 7060	0.023 *	0.002	mg/L	03/24/97

ND = Not detected at or above the reporting limit
 * = Value at or above reporting limit

LEVINE-FRICKE-RECON

SAMPLE ID: LF-3
AEN LAB NO: 9703246-02A
AEN WORK ORDER: 9703246
CLIENT PROJ. ID: 3435.00.04

DATE SAMPLED: 03/19/97
DATE RECEIVED: 03/19/97
REPORT DATE: 03/31/97

ANALYTE	METHOD/ CAS#	RESULT	REPORTING LIMIT	UNITS	DATE ANALYZED
TPH as Gas	5030/GC-FID	61 *	5	mg/L	03/25/97

Reporting limits elevated due to high levels of target compounds. Sample run at dilution.

ND = Not detected at or above the reporting limit
* = Value at or above reporting limit

LEVINE-FRICKE-RECON

SAMPLE ID: LF-3
 AEN LAB NO: 9703246-02D
 AEN WORK ORDER: 9703246
 CLIENT PROJ. ID: 3435.00.04

DATE SAMPLED: 03/19/97
 DATE RECEIVED: 03/19/97
 REPORT DATE: 03/31/97

ANALYTE	METHOD/ CAS#	RESULT	REPORTING LIMIT	UNITS	DATE ANALYZED
Volatile Organic Compounds EPA 8240B					
Acetone	67-64-1	ND	50000	ug/L	03/25/97
Benzene	71-43-2	ND	3000	ug/L	03/25/97
Bromodichloromethane	75-27-4	ND	3000	ug/L	03/25/97
Bromoform	75-25-2	ND	3000	ug/L	03/25/97
Bromomethane	74-83-9	ND	5000	ug/L	03/25/97
2-Butanone	78-93-3	ND	50000	ug/L	03/25/97
Carbon Disulfide	75-15-0	ND	5000	ug/L	03/25/97
Carbon Tetrachloride	56-23-5	ND	3000	ug/L	03/25/97
Chlorobenzene	108-90-7	ND	3000	ug/L	03/25/97
Chloroethane	75-00-3	ND	5000	ug/L	03/25/97
2-Chloroethyl Vinyl Ether	110-75-8	ND	5000	ug/L	03/25/97
Chloroform	67-66-3	ND	3000	ug/L	03/25/97
Chloromethane	74-87-3	ND	5000	ug/L	03/25/97
Dibromochloromethane	124-48-1	ND	3000	ug/L	03/25/97
1,1-Dichloroethane	75-34-3	ND	3000	ug/L	03/25/97
1,2-Dichloroethane	107-06-2	ND	3000	ug/L	03/25/97
1,1-Dichloroethene	75-35-4	ND	3000	ug/L	03/25/97
cis-1,2-Dichloroethene	156-59-2	ND	3000	ug/L	03/25/97
trans-1,2-Dichloroethene	156-60-5	ND	3000	ug/L	03/25/97
1,2-Dichloropropane	78-87-5	ND	3000	ug/L	03/25/97
cis-1,3-Dichloropropene	10061-01-5	ND	3000	ug/L	03/25/97
trans-1,3-Dichloropropene	10061-02-6	ND	3000	ug/L	03/25/97
Ethylbenzene	100-41-4	3,000 *	3000	ug/L	03/25/97
2-Hexanone	591-78-6	ND	30000	ug/L	03/25/97
Methylene Chloride	75-09-2	ND	5000	ug/L	03/25/97
4-Methyl-2-pentanone	108-10-1	ND	30000	ug/L	03/25/97
Styrene	100-42-5	ND	3000	ug/L	03/25/97
1,1,2,2-Tetrachloroethane	79-34-5	ND	3000	ug/L	03/25/97
Tetrachloroethene	127-18-4	ND	3000	ug/L	03/25/97
Toluene	108-88-3	43,000 *	3000	ug/L	03/25/97
1,1,1-Trichloroethane	71-55-6	ND	3000	ug/L	03/25/97
1,1,2-Trichloroethane	79-00-5	ND	3000	ug/L	03/25/97
Trichloroethene	79-01-6	ND	3000	ug/L	03/25/97
Vinyl Acetate	108-05-4	ND	30000	ug/L	03/25/97
Vinyl Chloride	75-01-4	ND	5000	ug/L	03/25/97
Xylenes, Total	1330-20-7	16,000 *	5000	ug/L	03/25/97

LEVINE - FRICKE - RECON

SAMPLE ID: LF-3
AEN LAB NO: 9703246-02D
AEN WORK ORDER: 9703246
CLIENT PROJ. ID: 3435.00.04

DATE SAMPLED: 03/19/97
DATE RECEIVED: 03/19/97
REPORT DATE: 03/31/97

ANALYTE	METHOD/ CAS#	RESULT	REPORTING LIMIT	UNITS	DATE ANALYZED
---------	-----------------	--------	--------------------	-------	------------------

Reporting limits elevated due to high levels of target compounds. Sample run at dilution.

ND = Not detected at or above the reporting limit
* = Value at or above reporting limit

LEVINE-FRICKE-RECON

SAMPLE ID: LF-3
AEN LAB NO: 9703246-02G
AEN WORK ORDER: 9703246
CLIENT PROJ. ID: 3435.00.04

DATE SAMPLED: 03/19/97
DATE RECEIVED: 03/19/97
REPORT DATE: 03/31/97

ANALYTE	METHOD/ CAS#	RESULT	REPORTING LIMIT	UNITS	DATE ANALYZED
#Extraction for TPH	EPA 3510	-		Extrn Date	03/25/97
TPH as Diesel	GC-FID	0.65 *	0.05	mg/L	03/28/97

ND = Not detected at or above the reporting limit
* = Value at or above reporting limit

LEVINE - FRICKE - RECON

SAMPLE ID: LF-3
 AEN LAB NO: 9703246-02I
 AEN WORK ORDER: 9703246
 CLIENT PROJ. ID: 3435.00.04

DATE SAMPLED: 03/19/97
 DATE RECEIVED: 03/19/97
 REPORT DATE: 03/31/97

ANALYTE	METHOD/ CAS#	RESULT	REPORTING LIMIT	UNITS	DATE ANALYZED
#Sample Filtration	0.45 um	-		Filtr Date	03/19/97
#Digestion, Metals by GFAA	EPA 3020	-		Prep Date	03/21/97
Arsenic	EPA 7060	110 *	0.002	mg/L	03/24/97

ND = Not detected at or above the reporting limit
 * = Value at or above reporting limit

AEN (CALIFORNIA)
QUALITY CONTROL REPORT

AEN JOB NUMBER: 9703246

CLIENT PROJECT ID: 3435.00.04

Quality Control Summary

All laboratory quality control parameters were found to be within established limits.

Definitions

Laboratory Control Sample (LCS)/Method Spike(s): Control samples of known composition. LCS and Method Spike data are used to validate batch analytical results.

Matrix Spike(s): Aliquot of a sample (aqueous or solid) with added quantities of specific compounds and subjected to the entire analytical procedure. Matrix spike and matrix spike duplicate QC data are advisory.

Method Blank: An analytical control consisting of all reagents, internal standards, and surrogate standards carried through the entire analytical process. Used to monitor laboratory background and reagent contamination.

Not Detected (ND): Not detected at or above the reporting limit.

Relative Percent Difference (RPD): An indication of method precision based on duplicate analysis.

Reporting Limit (RL): The lowest concentration routinely determined during laboratory operations. The RL is generally 1 to 10 times the Method Detection Limit (MDL). Reporting limits are matrix, method, and analyte dependent and take into account any dilutions performed as part of the analysis.

Surrogates: Organic compounds which are similar to analytes of interest in chemical behavior, but are not found in environmental samples. Surrogates are added to all blanks, calibration and check standards, samples, and spiked samples. Surrogate recovery is monitored as an indication of acceptable sample preparation and instrumental performance.

D: Surrogates diluted out.

#: Indicates result outside of established laboratory QC limits.

QUALITY CONTROL DATA

METHOD: EPA 3510 GCFID

AEN JOB NO: 9703246
AEN LAB NO: 0325-BLANK
DATE EXTRACTED: 03/25/97
DATE ANALYZED: 03/26/97
INSTRUMENT: C
MATRIX: WATER

Method Blank

Analyte	Result (mg/L)	Reporting Limit (mg/L)
Diesel	ND	0.05

QUALITY CONTROL DATA
METHOD: EPA 3510 GCFID

AEN JOB NO: 9703246
DATE(S) EXTRACTED: 03/25/97
INSTRUMENT: C
MATRIX: WATER

Surrogate Standard Recovery Summary

Date Analyzed	Client Id.	Lab Id.	Percent Recovery n-Pentacosane
03/27/97	LF-18	01	94
03/28/97	LF-3	02	100
QC Limits:			65-125

DATE EXTRACTED: 03/25/97
DATE ANALYZED: 03/26/97
SAMPLE SPIKED: 9702229-05
INSTRUMENT: C

Matrix Spike Recovery Summary

Analyte	Spike Added (mg/L)	Percent Recovery	RPD	QC Limits	
				Percent Recovery	RPD
Diesel	4.00	92	2	60-110	15

QUALITY CONTROL DATA

METHOD: EPA 8020, 5030 GCFID

AEN JOB NO: 9703246
AEN LAB NO: 0321-BLANK
DATE ANALYZED: 03/21/97
INSTRUMENT: E
MATRIX: WATER

Method Blank

CAS #	Result (mg/L)	Reporting Limit (mg/L)
HCs as Gasoline	ND	0.05

AEN LAB NO: 0325-BLANK
DATE ANALYZED: 03/25/97
INSTRUMENT: E
MATRIX: WATER

Method Blank

CAS #	Result (mg/L)	Reporting Limit (mg/L)
HCs as Gasoline	ND	0.05

QUALITY CONTROL DATA

METHOD: EPA 8020, 5030 GCFID

AEN JOB NO: 9703246
 INSTRUMENT: E
 MATRIX: WATER

Surrogate Standard Recovery Summary

Date Analyzed	Client Id.	Lab Id.	Percent Recovery Fluorobenzene
03/21/97	LF-18	01	100
03/25/97	LF-3	02	97
QC Limits:			70-130

DATE ANALYZED: 03/21/97
 SAMPLE SPIKED: LCS
 INSTRUMENT: E

Laboratory Control Sample Recovery

Analyte	Spike Added (ug/L)	Percent Recovery	RPD	QC Limits	
				Percent Recovery	RPD
Hydrocarbons as Gasoline	500	91	2	85-115	20

QUALITY CONTROL DATA

METHOD: EPA 8240

AEN JOB NO: 9703246
 AEN LAB NO: 0324-BLANK
 DATE ANALYZED: 03/24/97
 INSTRUMENT: 12
 MATRIX: WATER

Method Blank

Analyte	CAS #	Result (ug/L)	Reporting Limit (ug/L)
Acetone	67-64-1	ND	100
Benzene	71-43-2	ND	5
Bromodichloromethane	75-27-4	ND	5
Bromoform	75-25-2	ND	5
Bromomethane	74-83-9	ND	10
2-Butanone	78-93-3	ND	100
Carbon Disulfide	75-15-0	ND	10
Carbon Tetrachloride	56-23-5	ND	5
Chlorobenzene	108-90-7	ND	5
Chloroethane	75-00-3	ND	10
2-Chloroethyl Vinyl Ether	110-75-8	ND	10
Chloroform	67-66-3	ND	5
Chloromethane	74-87-3	ND	10
Dibromochloromethane	124-48-1	ND	5
1,1-Dichloroethane	75-34-3	ND	5
1,2-Dichloroethane	107-06-2	ND	5
1,1-Dichloroethene	75-35-4	ND	5
cis-1,2-Dichloroethene	156-59-2	ND	5
trans-1,2-Dichloroethene	156-60-5	ND	5
1,2-Dichloropropane	78-87-5	ND	5
cis-1,3-Dichloropropene	10061-01-5	ND	5
trans-1,3-Dichloropropene	10061-02-6	ND	5
Ethylbenzene	100-41-4	ND	5
2-Hexanone	591-78-6	ND	50
Methylene Chloride	75-09-2	ND	20
4-Methyl-2-pentanone	108-10-1	ND	50
Styrene	100-42-5	ND	5
1,1,2,2-Tetrachloroethane	79-34-5	ND	5
Tetrachloroethene	127-18-4	ND	5
Toluene	108-88-3	ND	5
1,1,1-Trichloroethane	71-55-6	ND	5
1,1,2-Trichloroethane	79-00-5	ND	5
Trichloroethene	79-01-6	ND	5
Vinyl Acetate	108-05-4	ND	50
Vinyl Chloride	75-01-4	ND	10
Xylenes, Total	1330-20-7	ND	10

QUALITY CONTROL DATA

METHOD: EPA 8240

AEN JOB NO: 9703246
 INSTRUMENT: 12
 MATRIX: WATER

Surrogate Standard Recovery Summary

Date Analyzed	Client Id.	Lab Id.	Percent Recovery		
			1,2-Dichloroethane-d ₄	Toluene-d ₈	p-Bromofluorobenzene
03/25/97	LF-18	01	118	105	103
03/25/97	LF-3	02	102	94	102
QC Limits:			75-129	81-111	78-131

DATE ANALYZED: 03/18/97
 SAMPLE SPIKED: 9703166-01
 INSTRUMENT: 12

Matrix Spike Recovery Summary

Analyte	Spike Added (ug/L)	Percent Recovery	RPD	QC Limits	
				Percent Recovery	RPD
1,1-Dichloroethene	50	113	1	77-137	25
Trichloroethene	50	102	<1	89-142	25
Benzene	50	103	<1	83-121	25
Toluene	50	108	1	81-121	25
Chlorobenzene	50	115	2	88-124	25

QUALITY CONTROL DATA

AEN JOB NO: 9703246
SAMPLE SPIKED: DI WATER
DATE(S) ANALYZED: 03/24/97
MATRIX: WATER

Method Blank and Spike Recovery Summary

Analyte	Inst./ Method	Blank Result (mg/L)	Spike Added (mg/L)	Percent Recovery	RPD	QC Limits	
						Percent Recovery	RPD
As, Arsenic	4000/7060	ND	0.04	103	2	82-140	13

*** END OF REPORT ***

American Environmental Network

Certificate of Analysis

DOHS Certification: 1172

AIHA Accreditation: 11134

PAGE 1

LEVINE-FRICKE-RECON
1900 POWELL ST. 12TH FL.
EMERYVILLE, CA 94608

REPORT DATE: 03/31/97

DATE(S) SAMPLED: 03/18/97

DATE RECEIVED: 03/18/97

ATTN: KENTON GEE
CLIENT PROJ. ID: 3435.00.04
CLIENT PROJ. NAME: SHERWIN WMS
C.O.C. NUMBER: 1899

AEN WORK ORDER: 9703228

PROJECT SUMMARY:

On March 18, 1997, this laboratory received 5 water sample(s).

Client requested sample(s) be analyzed for chemical parameters. Results of analysis are summarized on the following page(s). Please see quality control report for a summary of QC data pertaining to this project.

Samples will be stored for 30 days after completion of analysis, then disposed of in accordance with State and Federal regulations. Samples may be archived by prior arrangement.

If you have any questions, please contact Client Services at (510) 930-9090.

William L. Klein, for
Larry Klein
Laboratory Director

APR - 7

LEVINE-FRICKE-RECON

SAMPLE ID: TRIP BLANK
AEN LAB NO: 9703228-01A
AEN WORK ORDER: 9703228
CLIENT PROJ. ID: 3435.00.04

DATE SAMPLED: 03/18/97
DATE RECEIVED: 03/18/97
REPORT DATE: 03/31/97

ANALYTE	METHOD/ CAS#	RESULT	REPORTING LIMIT	UNITS	DATE ANALYZED
TPH as Gas	5030/GC-FID	ND	0.05	mg/L	03/19/97

ND = Not detected at or above the reporting limit
* = Value at or above reporting limit

LEVINE-FRICKE-RECON

SAMPLE ID: LF-11-FB
AEN LAB NO: 9703228-02A
AEN WORK ORDER: 9703228
CLIENT PROJ. ID: 3435.00.04

DATE SAMPLED: 03/18/97
DATE RECEIVED: 03/18/97
REPORT DATE: 03/31/97

ANALYTE	METHOD/ CAS#	RESULT	REPORTING LIMIT	UNITS	DATE ANALYZED
TPH as Gas	5030/GC-FID	ND	0.05	mg/L	03/19/97

ND = Not detected at or above the reporting limit
* = Value at or above reporting limit

LEVINE - FRICKE - RECON

SAMPLE ID: LF-11-FB
 AEN LAB NO: 9703228-02D
 AEN WORK ORDER: 9703228
 CLIENT PROJ. ID: 3435.00.04

DATE SAMPLED: 03/18/97
 DATE RECEIVED: 03/18/97
 REPORT DATE: 03/31/97

ANALYTE	METHOD/ CAS#	RESULT	REPORTING LIMIT	UNITS	DATE ANALYZED
Volatile Organic Compounds EPA 8240B					
Acetone	67-64-1	ND	100	ug/L	03/25/97
Benzene	71-43-2	ND	5	ug/L	03/25/97
Bromodichloromethane	75-27-4	ND	5	ug/L	03/25/97
Bromoform	75-25-2	ND	5	ug/L	03/25/97
Bromomethane	74-83-9	ND	10	ug/L	03/25/97
2-Butanone	78-93-3	ND	100	ug/L	03/25/97
Carbon Disulfide	75-15-0	ND	10	ug/L	03/25/97
Carbon Tetrachloride	56-23-5	ND	5	ug/L	03/25/97
Chlorobenzene	108-90-7	ND	5	ug/L	03/25/97
Chloroethane	75-00-3	ND	10	ug/L	03/25/97
2-Chloroethyl Vinyl Ether	110-75-8	ND	10	ug/L	03/25/97
Chloroform	67-66-3	ND	5	ug/L	03/25/97
Chloromethane	74-87-3	ND	10	ug/L	03/25/97
Dibromochloromethane	124-48-1	ND	5	ug/L	03/25/97
1,1-Dichloroethane	75-34-3	ND	5	ug/L	03/25/97
1,2-Dichloroethane	107-06-2	ND	5	ug/L	03/25/97
1,1-Dichloroethene	75-35-4	ND	5	ug/L	03/25/97
cis-1,2-Dichloroethene	156-59-2	ND	5	ug/L	03/25/97
trans-1,2-Dichloroethene	156-60-5	ND	5	ug/L	03/25/97
1,2-Dichloropropane	78-87-5	ND	5	ug/L	03/25/97
cis-1,3-Dichloropropene	10061-01-5	ND	5	ug/L	03/25/97
trans-1,3-Dichloropropene	10061-02-6	ND	5	ug/L	03/25/97
Ethylbenzene	100-41-4	ND	5	ug/L	03/25/97
2-Hexanone	591-78-6	ND	50	ug/L	03/25/97
Methylene Chloride	75-09-2	ND	10	ug/L	03/25/97
4-Methyl-2-pentanone	108-10-1	ND	50	ug/L	03/25/97
Styrene	100-42-5	ND	5	ug/L	03/25/97
1,1,2,2-Tetrachloroethane	79-34-5	ND	5	ug/L	03/25/97
Tetrachloroethene	127-18-4	ND	5	ug/L	03/25/97
Toluene	108-88-3	ND	5	ug/L	03/25/97
1,1,1-Trichloroethane	71-55-6	ND	5	ug/L	03/25/97
1,1,2-Trichloroethane	79-00-5	ND	5	ug/L	03/25/97
Trichloroethene	79-01-6	ND	5	ug/L	03/25/97
Vinyl Acetate	108-05-4	ND	50	ug/L	03/25/97
Vinyl Chloride	75-01-4	ND	10	ug/L	03/25/97
Xylenes, Total	1330-20-7	ND	10	ug/L	03/25/97

ND = Not detected at or above the reporting limit

* = Value at or above reporting limit

LEVINE-FRICKE-RECON

SAMPLE ID: LF-11-FB
 AEN LAB NO: 9703228-02G
 AEN WORK ORDER: 9703228
 CLIENT PROJ. ID: 3435.00.04

DATE SAMPLED: 03/18/97
 DATE RECEIVED: 03/18/97
 REPORT DATE: 03/31/97

ANALYTE	METHOD/ CAS#	RESULT	REPORTING LIMIT	UNITS	DATE ANALYZED
#Sample Filtration	0.45 um	-		Filtr Date	03/18/97
#Digestion, Metals by GFAA	EPA 3020	-		Prep Date	03/20/97
Arsenic	EPA 7060	ND	0.002	mg/L	03/22/97

ND = Not detected at or above the reporting limit
 * = Value at or above reporting limit

LEVINE-FRICKE-RECON

SAMPLE ID: LF-11
AEN LAB NO: 9703228-03A
AEN WORK ORDER: 9703228
CLIENT PROJ. ID: 3435.00.04

DATE SAMPLED: 03/18/97
DATE RECEIVED: 03/18/97
REPORT DATE: 03/31/97

ANALYTE	METHOD/ CAS#	RESULT	REPORTING LIMIT	UNITS	DATE ANALYZED
TPH as Gas	5030/GC-FID	0.19 *	0.05	mg/L	03/19/97

ND = Not detected at or above the reporting limit
* = Value at or above reporting limit

LEVINE - FRICKE - RECON

SAMPLE ID: LF-11
 AEN LAB NO: 9703228-03D
 AEN WORK ORDER: 9703228
 CLIENT PROJ. ID: 3435.00.04

DATE SAMPLED: 03/18/97
 DATE RECEIVED: 03/18/97
 REPORT DATE: 03/31/97

ANALYTE	METHOD/ CAS#	RESULT	REPORTING LIMIT	UNITS	DATE ANALYZED
Volatile Organic Compounds EPA 8240B					
Acetone	67-64-1	ND	100	ug/L	03/25/97
Benzene	71-43-2	ND	5	ug/L	03/25/97
Bromodichloromethane	75-27-4	ND	5	ug/L	03/25/97
Bromoform	75-25-2	ND	5	ug/L	03/25/97
Bromomethane	74-83-9	ND	10	ug/L	03/25/97
2-Butanone	78-93-3	ND	100	ug/L	03/25/97
Carbon Disulfide	75-15-0	ND	10	ug/L	03/25/97
Carbon Tetrachloride	56-23-5	ND	5	ug/L	03/25/97
Chlorobenzene	108-90-7	ND	5	ug/L	03/25/97
Chloroethane	75-00-3	ND	10	ug/L	03/25/97
2-Chloroethyl Vinyl Ether	110-75-8	ND	10	ug/L	03/25/97
Chloroform	67-66-3	ND	5	ug/L	03/25/97
Chloromethane	74-87-3	ND	10	ug/L	03/25/97
Dibromochloromethane	124-48-1	ND	5	ug/L	03/25/97
1,1-Dichloroethane	75-34-3	ND	5	ug/L	03/25/97
1,2-Dichloroethane	107-06-2	ND	5	ug/L	03/25/97
1,1-Dichloroethene	75-35-4	ND	5	ug/L	03/25/97
cis-1,2-Dichloroethene	156-59-2	ND	5	ug/L	03/25/97
trans-1,2-Dichloroethene	156-60-5	ND	5	ug/L	03/25/97
1,2-Dichloropropane	78-87-5	ND	5	ug/L	03/25/97
cis-1,3-Dichloropropene	10061-01-5	ND	5	ug/L	03/25/97
trans-1,3-Dichloropropene	10061-02-6	ND	5	ug/L	03/25/97
Ethylbenzene	100-41-4	ND	5	ug/L	03/25/97
2-Hexanone	591-78-6	ND	50	ug/L	03/25/97
Methylene Chloride	75-09-2	ND	10	ug/L	03/25/97
4-Methyl-2-pentanone	108-10-1	ND	50	ug/L	03/25/97
Styrene	100-42-5	ND	5	ug/L	03/25/97
1,1,2,2-Tetrachloroethane	79-34-5	ND	5	ug/L	03/25/97
Tetrachloroethene	127-18-4	ND	5	ug/L	03/25/97
Toluene	108-88-3	ND	5	ug/L	03/25/97
1,1,1-Trichloroethane	71-55-6	ND	5	ug/L	03/25/97
1,1,2-Trichloroethane	79-00-5	ND	5	ug/L	03/25/97
Trichloroethene	79-01-6	ND	5	ug/L	03/25/97
Vinyl Acetate	108-05-4	ND	50	ug/L	03/25/97
Vinyl Chloride	75-01-4	ND	10	ug/L	03/25/97
Xylenes, Total	1330-20-7	ND	10	ug/L	03/25/97

ND = Not detected at or above the reporting limit

* = Value at or above reporting limit

LEVINE-FRICKE-RECON

SAMPLE ID: LF-11
 AEN LAB NO: 9703228-03G
 AEN WORK ORDER: 9703228
 CLIENT PROJ. ID: 3435.00.04

DATE SAMPLED: 03/18/97
 DATE RECEIVED: 03/18/97
 REPORT DATE: 03/31/97

ANALYTE	METHOD/ CAS#	RESULT	REPORTING LIMIT	UNITS	DATE ANALYZED
#Extraction for TPH	EPA 3510	-		Extrn Date	03/25/97
TPH as Diesel	GC-FID	1.9 *	0.05	mg/L	03/26/97

ND = Not detected at or above the reporting limit

* = Value at or above reporting limit

LEVINE-FRICKE-RECON

SAMPLE ID: LF-11
AEN LAB NO: 9703228.03I
AEN WORK ORDER: 9703228
CLIENT PROJ. ID: 3435.00.04

DATE SAMPLED: 03/18/97
DATE RECEIVED: 03/18/97
REPORT DATE: 03/31/97

ANALYTE	METHOD/ CAS#	RESULT	REPORTING LIMIT	UNITS	DATE ANALYZED
#Sample Filtration	0.45 um	-		Filtr Date	03/18/97
#Digestion, Metals by GFAA	EPA 3020	-		Prep Date	03/20/97
Arsenic	EPA 7060	1.2 *	0.002	mg/L	03/24/97

ND = Not detected at or above the reporting limit
* = Value at or above reporting limit

LEVINE-FRICKE-RECON

SAMPLE ID: LF-111
AEN LAB NO: 9703228-04A
AEN WORK ORDER: 9703228
CLIENT PROJ. ID: 3435.00.04

DATE SAMPLED: 03/18/97
DATE RECEIVED: 03/18/97
REPORT DATE: 03/31/97

ANALYTE	METHOD/ CAS#	RESULT	REPORTING LIMIT	UNITS	DATE ANALYZED
TPH as Gas	5030/GC-FID	ND	0.05	mg/L	03/19/97

ND = Not detected at or above the reporting limit
* = Value at or above reporting limit

LEVINE-FRICKE-RECON

SAMPLE ID: LF-111
 AEN LAB NO: 9703228-04D
 AEN WORK ORDER: 9703228
 CLIENT PROJ. ID: 3435.00.04

DATE SAMPLED: 03/18/97
 DATE RECEIVED: 03/18/97
 REPORT DATE: 03/31/97

ANALYTE	METHOD/ CAS#	RESULT	REPORTING LIMIT	UNITS	DATE ANALYZED
Volatile Organic Compounds	EPA 8240B				
Acetone	67-64-1	ND	100	ug/L	03/25/97
Benzene	71-43-2	ND	5	ug/L	03/25/97
Bromodichloromethane	75-27-4	ND	5	ug/L	03/25/97
Bromoform	75-25-2	ND	5	ug/L	03/25/97
Bromomethane	74-83-9	ND	10	ug/L	03/25/97
2-Butanone	78-93-3	ND	100	ug/L	03/25/97
Carbon Disulfide	75-15-0	ND	10	ug/L	03/25/97
Carbon Tetrachloride	56-23-5	ND	5	ug/L	03/25/97
Chlorobenzene	108-90-7	ND	5	ug/L	03/25/97
Chloroethane	75-00-3	ND	10	ug/L	03/25/97
2-Chloroethyl Vinyl Ether	110-75-8	ND	10	ug/L	03/25/97
Chloroform	67-66-3	ND	5	ug/L	03/25/97
Chloromethane	74-87-3	ND	10	ug/L	03/25/97
Dibromochloromethane	124-48-1	ND	5	ug/L	03/25/97
1,1-Dichloroethane	75-34-3	ND	5	ug/L	03/25/97
1,2-Dichloroethane	107-06-2	ND	5	ug/L	03/25/97
1,1-Dichloroethene	75-35-4	ND	5	ug/L	03/25/97
cis-1,2-Dichloroethene	156-59-2	ND	5	ug/L	03/25/97
trans-1,2-Dichloroethene	156-60-5	ND	5	ug/L	03/25/97
1,2-Dichloropropane	78-87-5	ND	5	ug/L	03/25/97
cis-1,3-Dichloropropene	10061-01-5	ND	5	ug/L	03/25/97
trans-1,3-Dichloropropene	10061-02-6	ND	5	ug/L	03/25/97
Ethylbenzene	100-41-4	ND	5	ug/L	03/25/97
2-Hexanone	591-78-6	ND	50	ug/L	03/25/97
Methylene Chloride	75-09-2	ND	10	ug/L	03/25/97
4-Methyl-2-pentanone	108-10-1	ND	50	ug/L	03/25/97
Styrene	100-42-5	ND	5	ug/L	03/25/97
1,1,2,2-Tetrachloroethane	79-34-5	ND	5	ug/L	03/25/97
Tetrachloroethene	127-18-4	ND	5	ug/L	03/25/97
Toluene	108-88-3	ND	5	ug/L	03/25/97
1,1,1-Trichloroethane	71-55-6	ND	5	ug/L	03/25/97
1,1,2-Trichloroethane	79-00-5	ND	5	ug/L	03/25/97
Trichloroethene	79-01-6	ND	5	ug/L	03/25/97
Vinyl Acetate	108-05-4	ND	50	ug/L	03/25/97
Vinyl Chloride	75-01-4	ND	10	ug/L	03/25/97
Xylenes, Total	1330-20-7	ND	10	ug/L	03/25/97

ND = Not detected at or above the reporting limit

* = Value at or above reporting limit

LEVINE - FRICKE - RECON

SAMPLE ID: LF-111
AEN LAB NO: 9703228-04G
AEN WORK ORDER: 9703228
CLIENT PROJ. ID: 3435.00.04

DATE SAMPLED: 03/18/97
DATE RECEIVED: 03/18/97
REPORT DATE: 03/31/97

ANALYTE	METHOD/ CAS#	RESULT	REPORTING LIMIT	UNITS	DATE ANALYZED
#Extraction for TPH	EPA 3510	-		Extrn Date	03/25/97
TPH as Diesel	GC-FID	1.8 *	0.05	mg/L	03/25/97

ND = Not detected at or above the reporting limit

* = Value at or above reporting limit

LEVINE - FRICKE - RECON

SAMPLE ID: LF-111
AEN LAB NO: 9703228-04I
AEN WORK ORDER: 9703228
CLIENT PROJ. ID: 3435.00.04

DATE SAMPLED: 03/18/97
DATE RECEIVED: 03/18/97
REPORT DATE: 03/31/97

ANALYTE	METHOD/ CAS#	RESULT	REPORTING LIMIT	UNITS	DATE ANALYZED
#Sample Filtration	0.45 um	-		Filtr Date	03/18/97
#Digestion, Metals by GFAA	EPA 3020	-		Prep Date	03/20/97
Arsenic	EPA 7060	1.2 *	0.002	mg/L	03/24/97

ND = Not detected at or above the reporting limit
* = Value at or above reporting limit

LEVINE-FRICKE-RECON

SAMPLE ID: LF-21
AEN LAB NO: 9703228-05A
AEN WORK ORDER: 9703228
CLIENT PROJ. ID: 3435.00.04

DATE SAMPLED: 03/18/97
DATE RECEIVED: 03/18/97
REPORT DATE: 03/31/97

ANALYTE	METHOD/ CAS#	RESULT	REPORTING LIMIT	UNITS	DATE ANALYZED
TPH as Gas	5030/GC-FID	ND	0.05	mg/L	03/20/97

ND = Not detected at or above the reporting limit
* = Value at or above reporting limit

LEVINE - FRICKE - RECON

SAMPLE ID: LF-21
 AEN LAB NO: 9703228-05D
 AEN WORK ORDER: 9703228
 CLIENT PROJ. ID: 3435.00.04

DATE SAMPLED: 03/18/97
 DATE RECEIVED: 03/18/97
 REPORT DATE: 03/31/97

ANALYTE	METHOD/ CAS#	RESULT	REPORTING LIMIT	UNITS	DATE ANALYZED
Volatile Organic Compounds EPA 8240B					
Acetone	67-64-1	ND	100	ug/L	03/25/97
Benzene	71-43-2	ND	5	ug/L	03/25/97
Bromodichloromethane	75-27-4	ND	5	ug/L	03/25/97
Bromoform	75-25-2	ND	5	ug/L	03/25/97
Bromomethane	74-83-9	ND	10	ug/L	03/25/97
2-Butanone	78-93-3	ND	100	ug/L	03/25/97
Carbon Disulfide	75-15-0	ND	10	ug/L	03/25/97
Carbon Tetrachloride	56-23-5	ND	5	ug/L	03/25/97
Chlorobenzene	108-90-7	ND	5	ug/L	03/25/97
Chloroethane	75-00-3	ND	10	ug/L	03/25/97
2-Chloroethyl Vinyl Ether	110-75-8	ND	10	ug/L	03/25/97
Chloroform	67-66-3	ND	5	ug/L	03/25/97
Chloromethane	74-87-3	ND	10	ug/L	03/25/97
Dibromochloromethane	124-48-1	ND	5	ug/L	03/25/97
1,1-Dichloroethane	75-34-3	ND	5	ug/L	03/25/97
1,2-Dichloroethane	107-06-2	ND	5	ug/L	03/25/97
1,1-Dichloroethene	75-35-4	ND	5	ug/L	03/25/97
cis-1,2-Dichloroethene	156-59-2	ND	5	ug/L	03/25/97
trans-1,2-Dichloroethene	156-60-5	ND	5	ug/L	03/25/97
1,2-Dichloropropane	78-87-5	ND	5	ug/L	03/25/97
cis-1,3-Dichloropropene	10061-01-5	ND	5	ug/L	03/25/97
trans-1,3-Dichloropropene	10061-02-6	ND	5	ug/L	03/25/97
Ethylbenzene	100-41-4	ND	5	ug/L	03/25/97
2-Hexanone	591-78-6	ND	50	ug/L	03/25/97
Methylene Chloride	75-09-2	ND	10	ug/L	03/25/97
4-Methyl-2-pentanone	108-10-1	ND	50	ug/L	03/25/97
Styrene	100-42-5	ND	5	ug/L	03/25/97
1,1,2,2-Tetrachloroethane	79-34-5	ND	5	ug/L	03/25/97
Tetrachloroethene	127-18-4	ND	5	ug/L	03/25/97
Toluene	108-88-3	ND	5	ug/L	03/25/97
1,1,1-Trichloroethane	71-55-6	ND	5	ug/L	03/25/97
1,1,2-Trichloroethane	79-00-5	ND	5	ug/L	03/25/97
Trichloroethene	79-01-6	ND	5	ug/L	03/25/97
Vinyl Acetate	108-05-4	ND	50	ug/L	03/25/97
Vinyl Chloride	75-01-4	ND	10	ug/L	03/25/97
Xylenes, Total	1330-20-7	ND	10	ug/L	03/25/97

ND = Not detected at or above the reporting limit
 * = Value at or above reporting limit

LEVINE-FRICKE-RECON

SAMPLE ID: LF-21
 AEN LAB NO: 9703228-05G
 AEN WORK ORDER: 9703228
 CLIENT PROJ. ID: 3435.00.04

DATE SAMPLED: 03/18/97
 DATE RECEIVED: 03/18/97
 REPORT DATE: 03/31/97

ANALYTE	METHOD/ CAS#	RESULT	REPORTING LIMIT	UNITS	DATE ANALYZED
#Extraction for TPH	EPA 3510	-		Extrn Date	03/25/97
TPH as Diesel	GC-FID	1.7 *	0.05	mg/L	03/26/97

ND = Not detected at or above the reporting limit
 * = Value at or above reporting limit

LEVINE - FRICKE - RECON

SAMPLE ID: LF-21
 AEN LAB NO: 9703228-05I
 AEN WORK ORDER: 9703228
 CLIENT PROJ. ID: 3435.00.04

DATE SAMPLED: 03/18/97
 DATE RECEIVED: 03/18/97
 REPORT DATE: 03/31/97

ANALYTE	METHOD/ CAS#	RESULT	REPORTING LIMIT	UNITS	DATE ANALYZED
#Sample Filtration	0.45 um	-		Filtr Date	03/18/97
#Digestion, Metals by GFAA	EPA 3020	-		Prep Date	03/20/97
Arsenic	EPA 7060	0.40 *	0.002	mg/L	03/24/97

ND = Not detected at or above the reporting limit
 * = Value at or above reporting limit

AEN (CALIFORNIA)
QUALITY CONTROL REPORT

AEN JOB NUMBER: 9703228

CLIENT PROJECT ID: 3435.00.04

Quality Control Summary

All laboratory quality control parameters were found to be within established limits.

Definitions

Laboratory Control Sample (LCS)/Method Spike(s): Control samples of known composition. LCS and Method Spike data are used to validate batch analytical results.

Matrix Spike(s): Aliquot of a sample (aqueous or solid) with added quantities of specific compounds and subjected to the entire analytical procedure. Matrix spike and matrix spike duplicate QC data are advisory.

Method Blank: An analytical control consisting of all reagents, internal standards, and surrogate standards carried through the entire analytical process. Used to monitor laboratory background and reagent contamination.

Not Detected (ND): Not detected at or above the reporting limit.

Relative Percent Difference (RPD): An indication of method precision based on duplicate analysis.

Reporting Limit (RL): The lowest concentration routinely determined during laboratory operations. The RL is generally 1 to 10 times the Method Detection Limit (MDL). Reporting limits are matrix, method, and analyte dependent and take into account any dilutions performed as part of the analysis.

Surrogates: Organic compounds which are similar to analytes of interest in chemical behavior, but are not found in environmental samples. Surrogates are added to all blanks, calibration and check standards, samples, and spiked samples. Surrogate recovery is monitored as an indication of acceptable sample preparation and instrumental performance.

D: Surrogates diluted out.

#: Indicates result outside of established laboratory QC limits.

QUALITY CONTROL DATA

METHOD: EPA 3510 GCFID

AEN JOB NO: 9703228
AEN LAB NO: 0325-BLANK
DATE EXTRACTED: 03/25/97
DATE ANALYZED: 03/26/97
INSTRUMENT: A
MATRIX: WATER

Method Blank

Analyte	Result (mg/L)	Reporting Limit (mg/L)
Diesel	ND	0.05

QUALITY CONTROL DATA
 METHOD: EPA 3510 GCFID

AEN JOB NO: 9703228
 DATE(S) EXTRACTED: 03/25/97
 INSTRUMENT: A
 MATRIX: WATER

Surrogate Standard Recovery Summary

Date Analyzed	Client Id.	Lab Id.	Percent Recovery	
			n-Pentacosane	
03/26/97	LF-11	03	95	
03/25/97	LF-111	04	91	
03/26/97	LF-21	05	85	
QC Limits:			65-125	

DATE EXTRACTED: 03/24/97
 DATE ANALYZED: 03/25/97
 SAMPLE SPIKED: 9702229-09
 INSTRUMENT: A

Matrix Spike Recovery Summary

Analyte	Spike Added (mg/L)	Percent Recovery	RPD	QC Limits	
				Percent Recovery	RPD
Diesel	4.00	87	1	60-110	15

QUALITY CONTROL DATA

METHOD: EPA 8020, 5030 GCFID

AEN JOB NO: 9703228
AEN LAB NO: 0319-BLANK
DATE ANALYZED: 03/19/97
INSTRUMENT: H
MATRIX: WATER

Method Blank

CAS #	Result (mg/L)	Reporting Limit (mg/L)
HCs as Gasoline	ND	0.05

AEN LAB NO: 0320-BLANK
DATE ANALYZED: 03/20/97
INSTRUMENT: E
MATRIX: WATER

Method Blank

CAS #	Result (mg/L)	Reporting Limit (mg/L)
HCs as Gasoline	ND	0.05

QUALITY CONTROL DATA

METHOD: EPA 8020, 5030 GCFID

AEN JOB NO: 9703228
 INSTRUMENT: E, H
 MATRIX: WATER

Surrogate Standard Recovery Summary

Date Analyzed	Client Id.	Lab Id.	Percent Recovery	
			Fluorobenzene	
03/19/97	TRIP BLANK	01	98	
03/19/97	LF-11-FB	02	100	
03/19/97	LF-11	03	100	
03/19/97	LF-111	04	97	
03/20/97	LF-21	05	99	
QC Limits:			70-130	

DATE ANALYZED: 03/19/97
 SAMPLE SPIKED: 9703218-01
 INSTRUMENT: H

Matrix Spike Recovery Summary

Analyte	Spike Added (ug/L)	Percent Recovery	RPD	QC Limits	
				Percent Recovery	RPD
Hydrocarbons as Gasoline	500	106	2	66-117	19

QUALITY CONTROL DATA

METHOD: EPA 8240

AEN JOB NO: 9703228
 AEN LAB NO: 0325-BLANK
 DATE ANALYZED: 03/25/97
 INSTRUMENT: 13
 MATRIX: WATER

Method Blank

Analyte	CAS #	Result (ug/L)	Reporting Limit (ug/L)
Acetone	67-64-1	ND	100
Benzene	71-43-2	ND	5
Bromodichloromethane	75-27-4	ND	5
Bromoform	75-25-2	ND	5
Bromomethane	74-83-9	ND	10
2-Butanone	78-93-3	ND	100
Carbon Disulfide	75-15-0	ND	10
Carbon Tetrachloride	56-23-5	ND	5
Chlorobenzene	108-90-7	ND	5
Chloroethane	75-00-3	ND	10
2-Chloroethyl Vinyl Ether	110-75-8	ND	10
Chloroform	67-66-3	ND	5
Chloromethane	74-87-3	ND	10
Dibromochloromethane	124-48-1	ND	5
1,1-Dichloroethane	75-34-3	ND	5
1,2-Dichloroethane	107-06-2	ND	5
1,1-Dichloroethene	75-35-4	ND	5
cis-1,2-Dichloroethene	156-59-2	ND	5
trans-1,2-Dichloroethene	156-60-5	ND	5
1,2-Dichloropropane	78-87-5	ND	5
cis-1,3-Dichloropropene	10061-01-5	ND	5
trans-1,3-Dichloropropene	10061-02-6	ND	5
Ethylbenzene	100-41-4	ND	5
2-Hexanone	591-78-6	ND	50
Methylene Chloride	75-09-2	ND	20
4-Methyl-2-pentanone	108-10-1	ND	50
Styrene	100-42-5	ND	5
1,1,2,2-Tetrachloroethane	79-34-5	ND	5
Tetrachloroethene	127-18-4	ND	5
Toluene	108-88-3	ND	5
1,1,1-Trichloroethane	71-55-6	ND	5
1,1,2-Trichloroethane	79-00-5	ND	5
Trichloroethene	79-01-6	ND	5
Vinyl Acetate	108-05-4	ND	50
Vinyl Chloride	75-01-4	ND	10
Xylenes, Total	1330-20-7	ND	10

QUALITY CONTROL DATA

METHOD: EPA 8240

AEN JOB NO: 9703228
 INSTRUMENT: 13
 MATRIX: WATER

Surrogate Standard Recovery Summary

Date Analyzed	Client Id.	Lab Id.	Percent Recovery		
			1,2-Dichloroethane-d ₄	Toluene-d ₈	p-Bromofluorobenzene
03/25/97	LF-11-FB	02	103	99	103
03/25/97	LF-11	03	106	95	100
03/25/97	LF-111	04	101	95	100
03/25/97	LF-21	05	94	101	104
QC Limits:			75-129	81-111	78-131

DATE ANALYZED: 03/22/97
 SAMPLE SPIKED: 9703284-02
 INSTRUMENT: 13

Matrix Spike Recovery Summary

Analyte	Spike Added (ug/L)	Percent Recovery	RPD	QC Limits	
				Percent Recovery	RPD
1,1-Dichloroethene	50	111	1	77-137	25
Trichloroethene	50	111	1	89-142	25
Benzene	50	105	1	83-121	25
Toluene	50	106	<1	81-121	25
Chlorobenzene	50	108	4	88-124	25

QUALITY CONTROL DATA

AEN JOB NO: 9703228
SAMPLE SPIKED: DI WATER
DATE(S) ANALYZED: 03/24/97
MATRIX: WATER

Method Blank and Spike Recovery Summary

Analyte	Inst./ Method	Blank Result (mg/L)	Spike Added (mg/L)	Percent Recovery	RPD	QC Limits	
						Percent Recovery	RPD
As, Arsenic	4000/7060	ND	0.04	128	7	82-140	13

*** END OF REPORT ***

CHAIN OF CUSTODY / ANALYSES REQUEST FORM

9703228

Project No.: 3435-00.04	Project Location: Emeryville, CA	Date: 3/18/97	Serial No.: No 1899
Project Name: Shetwin Williams	Field Logbook No.:		

Sampler (Signature): *Jeffrey A. Rogers* ANALYSES Samplers: *JMR*

SAMPLE NO.	DATE	TIME	LAB SAMPLE NO.	NO. OF CON-TAINERS	SAMPLE TYPE	ANALYSES				HOLD	RUSH	REMARKS
						TPH _g	EPA 8240	TPH _L	Dissolved As			
Tip Blank	3/18/97	9:00	01AB	2	H ₂ O	X						STD TAT
LF-11-FB		8:30	02A-G	7		X	X		X			Filter dissolved As in Lab
LF-11		9:00	03A-I	9		X	X	X	X			
LF-111		10:00	04A-I	9		X	X	X	X			Results to Kanton Geop
LF-21		9:35	05A-I	9		X	X	X	X			
LF-20		10:15		9		X	X	X	X			
LF-23		11:00		9		X	X	X	X			
LF-24		11:40		9		X	X	X	X			
LF-25		12:20		9		X	X	X	X			

RELINQUISHED BY: (Signature) <i>Jeffrey A. Rogers</i>	DATE 3/18/97	TIME 1710	RECEIVED BY: (Signature) <i>Michael E. Keller</i>	DATE 3/18/97	TIME 1710
RELINQUISHED BY: (Signature) <i>Michael E. Keller</i>	DATE 3/18/97	TIME 1750	RECEIVED BY: (Signature) <i>Teresa Polkhorst</i>	DATE 3/18/97	TIME 18:40
RELINQUISHED BY: (Signature)	DATE	TIME	RECEIVED BY: (Signature)	DATE	TIME

METHOD OF SHIPMENT: DATE TIME LAB COMMENTS:

Sample Collector: LEVINE•FRICKE•RECON
1900 Powell Street, 12th Floor
Emeryville, California 94608-1827
(510) 652-4500

Analytical Laboratory: *AEN*

American Environmental Network

Certificate of Analysis

DOHS Certification: 1172

AIHA Accreditation: 11134

PAGE 1

LEVINE-FRICKE-RECON
1900 POWELL ST. 12TH FL.
EMERYVILLE, CA 94608

REPORT DATE: 03/31/97

DATE(S) SAMPLED: 03/17/97

DATE RECEIVED: 03/17/97

ATTN: ~~KENTON GEE~~
CLIENT PROJ. ID: 3435.00.04
CLIENT PROJ. NAME: SHERWIN WMS
C.O.C. NUMBER: 1897

AEN WORK ORDER: 9703208

PROJECT SUMMARY:

On March 17, 1997, this laboratory received 4 water sample(s).

Client requested sample(s) be analyzed for chemical parameters. Results of analysis are summarized on the following page(s). Please see quality control report for a summary of QC data pertaining to this project.

Samples will be stored for 30 days after completion of analysis, then disposed of in accordance with State and Federal regulations. Samples may be archived by prior arrangement.

If you have any questions, please contact Client Services at (510) 930-9090.

William Sloboda, for
Larry Klein
Laboratory Director

APR - 3

LEVINE-FRICKE-RECON

SAMPLE ID: LF-B3
AEN LAB NO: 9703208-01A
AEN WORK ORDER: 9703208
CLIENT PROJ. ID: 3435.00.04

DATE SAMPLED: 03/17/97
DATE RECEIVED: 03/17/97
REPORT DATE: 03/31/97

ANALYTE	METHOD/ CAS#	RESULT	REPORTING LIMIT	UNITS	DATE ANALYZED
TPH as Gas	5030/GC-FID	ND	✓ 0.05	mg/L	03/19/97

ND = Not detected at or above the reporting limit
* = Value at or above reporting limit

LEVINE - FRICKE - RECON

SAMPLE ID: LF-B3
 AEN LAB NO: 9703208-01D
 AEN WORK ORDER: 9703208
 CLIENT PROJ. ID: 3435.00.04

DATE SAMPLED: 03/17/97
 DATE RECEIVED: 03/17/97
 REPORT DATE: 03/31/97

ANALYTE	METHOD/ CAS#	RESULT	REPORTING LIMIT	UNITS	DATE ANALYZED
Volatile Organic Compounds EPA 8240B					
Acetone	67-64-1	ND	100	ug/L	03/24/97
Benzene	71-43-2	ND	5	ug/L	03/24/97
Bromodichloromethane	75-27-4	ND	5	ug/L	03/24/97
Bromoform	75-25-2	ND	5	ug/L	03/24/97
Bromomethane	74-83-9	ND	10	ug/L	03/24/97
2-Butanone	78-93-3	ND	100	ug/L	03/24/97
Carbon Disulfide	75-15-0	ND	10	ug/L	03/24/97
Carbon Tetrachloride	56-23-5	ND	5	ug/L	03/24/97
Chlorobenzene	108-90-7	ND	5	ug/L	03/24/97
Chloroethane	75-00-3	ND	10	ug/L	03/24/97
2-Chloroethyl Vinyl Ether	110-75-8	ND	10	ug/L	03/24/97
Chloroform	67-66-3	ND	5	ug/L	03/24/97
Chloromethane	74-87-3	ND	10	ug/L	03/24/97
Dibromochloromethane	124-48-1	ND	5	ug/L	03/24/97
1,1-Dichloroethane	75-34-3	ND	5	ug/L	03/24/97
1,2-Dichloroethane	107-06-2	ND	5	ug/L	03/24/97
1,1-Dichloroethene	75-35-4	ND	5	ug/L	03/24/97
cis-1,2-Dichloroethene	156-59-2	ND	5	ug/L	03/24/97
trans-1,2-Dichloroethene	156-60-5	ND	5	ug/L	03/24/97
1,2-Dichloropropane	78-87-5	ND	5	ug/L	03/24/97
cis-1,3-Dichloropropene	10061-01-5	ND	5	ug/L	03/24/97
trans-1,3-Dichloropropene	10061-02-6	ND	5	ug/L	03/24/97
Ethylbenzene	100-41-4	ND	5	ug/L	03/24/97
2-Hexanone	591-78-6	ND	50	ug/L	03/24/97
Methylene Chloride	75-09-2	ND	10	ug/L	03/24/97
4-Methyl-2-pentanone	108-10-1	ND	50	ug/L	03/24/97
Styrene	100-42-5	ND	5	ug/L	03/24/97
1,1,2,2-Tetrachloroethane	79-34-5	ND	5	ug/L	03/24/97
Tetrachloroethene	127-18-4	ND	5	ug/L	03/24/97
Toluene	108-88-3	ND	5	ug/L	03/24/97
1,1,1-Trichloroethane	71-55-6	ND	5	ug/L	03/24/97
1,1,2-Trichloroethane	79-00-5	ND	5	ug/L	03/24/97
Trichloroethene	79-01-6	ND	5	ug/L	03/24/97
Vinyl Acetate	108-05-4	ND	50	ug/L	03/24/97
Vinyl Chloride	75-01-4	ND	10	ug/L	03/24/97
Xylenes, Total	1330-20-7	ND	10	ug/L	03/24/97

ND = Not detected at or above the reporting limit
 * = Value at or above reporting limit

LEVINE-FRICKE-RECON

SAMPLE ID: LF-B3
 AEN LAB NO: 9703208-01G
 AEN WORK ORDER: 9703208
 CLIENT PROJ. ID: 3435.00.04

DATE SAMPLED: 03/17/97
 DATE RECEIVED: 03/17/97
 REPORT DATE: 03/31/97

ANALYTE	METHOD/ CAS#	RESULT	REPORTING LIMIT	UNITS	DATE ANALYZED
#Extraction for TPH	EPA 3510	-		Extrn Date	03/21/97
TPH as Diesel	GC-FID	0.85 *	0.05	mg/L	03/22/97

ND = Not detected at or above the reporting limit
 * = Value at or above reporting limit

LEVINE-FRICKE-RECON

SAMPLE ID: LF-B3 ✓
 AEN LAB NO: 9703208-01I
 AEN WORK ORDER: 9703208
 CLIENT PROJ. ID: 3435.00.04

DATE SAMPLED: 03/17/97
 DATE RECEIVED: 03/17/97
 REPORT DATE: 03/31/97

ANALYTE	METHOD/ CAS#	RESULT	REPORTING LIMIT	UNITS	DATE ANALYZED
#Sample Filtration	0.45 um	-		Filtr Date	03/17/97
#Digestion, Metals by GFAA	EPA 3020	-		Prep Date	03/20/97
Arsenic	EPA 7060	ND ✓	0.002	mg/L	03/22/97

ND = Not detected at or above the reporting limit
 * = Value at or above reporting limit

LEVINE-FRICKE-RECON

SAMPLE ID: LF-B6
 AEN LAB NO: 9703208.02A
 AEN WORK ORDER: 9703208
 CLIENT PROJ. ID: 3435.00.04

DATE SAMPLED: 03/17/97
 DATE RECEIVED: 03/17/97
 REPORT DATE: 03/31/97

ANALYTE	METHOD/ CAS#	RESULT	REPORTING LIMIT	UNITS	DATE ANALYZED
TPH as Gas	5030/GC-FID	0.10 *	0.05	mg/L	03/19/97

ND = Not detected at or above the reporting limit
 * = Value at or above reporting limit

LEVINE - FRICKE - RECON

SAMPLE ID: LF-B6
 AEN LAB NO: 9703208-02D
 AEN WORK ORDER: 9703208
 CLIENT PROJ. ID: 3435.00.04

DATE SAMPLED: 03/17/97
 DATE RECEIVED: 03/17/97
 REPORT DATE: 03/31/97

ANALYTE	METHOD/ CAS#	RESULT	REPORTING LIMIT	UNITS	DATE ANALYZED
Volatile Organic Compounds EPA 8240B					
Acetone	67-64-1	ND	100	ug/L	03/25/97
Benzene	71-43-2	ND	5	ug/L	03/25/97
Bromodichloromethane	75-27-4	ND	5	ug/L	03/25/97
Bromoform	75-25-2	ND	5	ug/L	03/25/97
Bromomethane	74-83-9	ND	10	ug/L	03/25/97
2-Butanone	78-93-3	ND	100	ug/L	03/25/97
Carbon Disulfide	75-15-0	ND	10	ug/L	03/25/97
Carbon Tetrachloride	56-23-5	ND	5	ug/L	03/25/97
Chlorobenzene	108-90-7	ND	5	ug/L	03/25/97
Chloroethane	75-00-3	ND	10	ug/L	03/25/97
2-Chloroethyl Vinyl Ether	110-75-8	ND	10	ug/L	03/25/97
Chloroform	67-66-3	ND	5	ug/L	03/25/97
Chloromethane	74-87-3	ND	10	ug/L	03/25/97
Dibromochloromethane	124-48-1	ND	5	ug/L	03/25/97
1,1-Dichloroethane	75-34-3	ND	5	ug/L	03/25/97
1,2-Dichloroethane	107-06-2	25 *	5	ug/L	03/25/97
1,1-Dichloroethene	75-35-4	ND	5	ug/L	03/25/97
cis-1,2-Dichloroethene	156-59-2	ND	5	ug/L	03/25/97
trans-1,2-Dichloroethene	156-60-5	ND	5	ug/L	03/25/97
1,2-Dichloropropane	78-87-5	ND	5	ug/L	03/25/97
cis-1,3-Dichloropropene	10061-01-5	ND	5	ug/L	03/25/97
trans-1,3-Dichloropropene	10061-02-6	ND	5	ug/L	03/25/97
Ethylbenzene	100-41-4	ND	5	ug/L	03/25/97
2-Hexanone	591-78-6	ND	50	ug/L	03/25/97
Methylene Chloride	75-09-2	ND	10	ug/L	03/25/97
4-Methyl-2-pentanone	108-10-1	ND	50	ug/L	03/25/97
Styrene	100-42-5	ND	5	ug/L	03/25/97
1,1,2,2-Tetrachloroethane	79-34-5	ND	5	ug/L	03/25/97
Tetrachloroethene	127-18-4	ND	5	ug/L	03/25/97
Toluene	108-88-3	ND	5	ug/L	03/25/97
1,1,1-Trichloroethane	71-55-6	ND	5	ug/L	03/25/97
1,1,2-Trichloroethane	79-00-5	ND	5	ug/L	03/25/97
Trichloroethene	79-01-6	ND	5	ug/L	03/25/97
Vinyl Acetate	108-05-4	ND	50	ug/L	03/25/97
Vinyl Chloride	75-01-4	ND	10	ug/L	03/25/97
Xylenes, Total	1330-20-7	ND	10	ug/L	03/25/97

ND = Not detected at or above the reporting limit
 * = Value at or above reporting limit

LEVINE - FRICKE - RECON

SAMPLE ID: LF-B6
AEN LAB NO: 9703208-02G
AEN WORK ORDER: 9703208
CLIENT PROJ. ID: 3435.00.04

DATE SAMPLED: 03/17/97
DATE RECEIVED: 03/17/97
REPORT DATE: 03/31/97

ANALYTE	METHOD/ CAS#	RESULT	REPORTING LIMIT	UNITS	DATE ANALYZED
#Extraction for TPH	EPA 3510	-		Extrn Date	03/21/97
TPH as Diesel	GC-FID	0.14 *	0.05	mg/L	03/22/97

ND = Not detected at or above the reporting limit
* = Value at or above reporting limit

LEVINE - FRICKE - RECON

SAMPLE ID: LF-B6
 AEN LAB NO: 9703208-021
 AEN WORK ORDER: 9703208
 CLIENT PROJ. ID: 3435.00.04

DATE SAMPLED: 03/17/97
 DATE RECEIVED: 03/17/97
 REPORT DATE: 03/31/97

ANALYTE	METHOD/ CAS#	RESULT	REPORTING LIMIT	UNITS	DATE ANALYZED
#Sample Filtration	0.45 um	-		Filtr Date	03/17/97
#Digestion, Metals by GFAA	EPA 3020	-		Prep Date	03/20/97
Arsenic	EPA 7060	0.021 *	0.002	mg/L	03/22/97

ND = Not detected at or above the reporting limit
 * = Value at or above reporting limit

LEVINE-FRICKE-RECON

SAMPLE ID: LF-B5
 AEN LAB NO: 9703208-03A
 AEN WORK ORDER: 9703208
 CLIENT PROJ. ID: 3435.00.04

DATE SAMPLED: 03/17/97
 DATE RECEIVED: 03/17/97
 REPORT DATE: 03/31/97

ANALYTE	METHOD/ CAS#	RESULT	REPORTING LIMIT	UNITS	DATE ANALYZED
TPH as Gas	5030/GC-FID	✓ 0.12 *	0.05	mg/L	03/19/97

ND = Not detected at or above the reporting limit
 * = Value at or above reporting limit

LEVINE - FRICKE - RECON

SAMPLE ID: LF-B5
 AEN LAB NO: 9703208-03D
 AEN WORK ORDER: 9703208
 CLIENT PROJ. ID: 3435.00.04

DATE SAMPLED: 03/17/97
 DATE RECEIVED: 03/17/97
 REPORT DATE: 03/31/97

ANALYTE	METHOD/ CAS#	RESULT	REPORTING LIMIT	UNITS	DATE ANALYZED
Volatile Organic Compounds	EPA 8240B				
Acetone	67-64-1	ND	500 ✓	ug/L	03/25/97
Benzene	71-43-2	ND	30 ✓	ug/L	03/25/97
Bromodichloromethane	75-27-4	ND	30	ug/L	03/25/97
Bromoform	75-25-2	ND	30	ug/L	03/25/97
Bromomethane	74-83-9	ND	50	ug/L	03/25/97
2-Butanone	78-93-3	ND	500	ug/L	03/25/97
Carbon Disulfide	75-15-0	ND	50	ug/L	03/25/97
Carbon Tetrachloride	56-23-5	ND	30	ug/L	03/25/97
Chlorobenzene	108-90-7	ND	30	ug/L	03/25/97
Chloroethane	75-00-3	ND	50	ug/L	03/25/97
2-Chloroethyl Vinyl Ether	110-75-8	ND	50	ug/L	03/25/97
Chloroform	67-66-3	ND	30	ug/L	03/25/97
Chloromethane	74-87-3	ND	50	ug/L	03/25/97
Dibromochloromethane	124-48-1	ND	30	ug/L	03/25/97
1,1-Dichloroethane	75-34-3	ND	30	ug/L	03/25/97
1,2-Dichloroethane	107-06-2	290 * ✓	30	ug/L	03/25/97
1,1-Dichloroethene	75-35-4	ND	30	ug/L	03/25/97
cis-1,2-Dichloroethene	156-59-2	ND	30	ug/L	03/25/97
trans-1,2-Dichloroethene	156-60-5	ND	30	ug/L	03/25/97
1,2-Dichloropropane	78-87-5	ND	30	ug/L	03/25/97
cis-1,3-Dichloropropene	10061-01-5	ND	30	ug/L	03/25/97
trans-1,3-Dichloropropene	10061-02-6	ND	30	ug/L	03/25/97
Ethylbenzene	100-41-4	ND	30	ug/L	03/25/97
2-Hexanone	591-78-6	ND	300	ug/L	03/25/97
Methylene Chloride	75-09-2	ND	50	ug/L	03/25/97
4-Methyl-2-pentanone	108-10-1	ND	300	ug/L	03/25/97
Styrene	100-42-5	ND	30	ug/L	03/25/97
1,1,2,2-Tetrachloroethane	79-34-5	ND	30	ug/L	03/25/97
Tetrachloroethene	127-18-4	ND	30	ug/L	03/25/97
Toluene	108-88-3	ND	30	ug/L	03/25/97
1,1,1-Trichloroethane	71-55-6	ND	30	ug/L	03/25/97
1,1,2-Trichloroethane	79-00-5	ND	30	ug/L	03/25/97
Trichloroethene	79-01-6	ND	30	ug/L	03/25/97
Vinyl Acetate	108-05-4	ND	300	ug/L	03/25/97
Vinyl Chloride	75-01-4	ND	50	ug/L	03/25/97
Xylenes, Total	1330-20-7	ND	50	ug/L	03/25/97

LEVINE-FRICKE-RECON

SAMPLE ID: LF-B5
AEN LAB NO: 9703208-03D
AEN WORK ORDER: 9703208
CLIENT PROJ. ID: 3435.00.04

DATE SAMPLED: 03/17/97
DATE RECEIVED: 03/17/97
REPORT DATE: 03/31/97

ANALYTE	METHOD/ CAS#	RESULT	REPORTING LIMIT	UNITS	DATE ANALYZED
---------	-----------------	--------	--------------------	-------	------------------

Reporting limits elevated for EPA 8240 due to high levels of target compounds. Sample run dilute.

ND = Not detected at or above the reporting limit
* = Value at or above reporting limit

LEVINE-FRICKE-RECON

SAMPLE ID: LF-B5
AEN LAB NO: 9703208-03G
AEN WORK ORDER: 9703208
CLIENT PROJ. ID: 3435.00.04

DATE SAMPLED: 03/17/97
DATE RECEIVED: 03/17/97
REPORT DATE: 03/31/97

ANALYTE	METHOD/ CAS#	RESULT	REPORTING LIMIT	UNITS	DATE ANALYZED
#Extraction for TPH	EPA 3510	-		Extrn Date	03/21/97
TPH as Diesel	GC-FID	ND	0.05	mg/L	03/22/97

ND = Not detected at or above the reporting limit
* = Value at or above reporting limit

LEVINE-FRICKE-RECON

SAMPLE ID: LF-B5
 AEN LAB NO: 9703208-03I
 AEN WORK ORDER: 9703208
 CLIENT PROJ. ID: 3435.00.04

DATE SAMPLED: 03/17/97
 DATE RECEIVED: 03/17/97
 REPORT DATE: 03/31/97

ANALYTE	METHOD/ CAS#	RESULT	REPORTING LIMIT	UNITS	DATE ANALYZED
#Sample Filtration	0.45 um	-		Filtr Date	03/17/97
#Digestion, Metals by GFAA	EPA 3020	-		Prep Date	03/20/97
Arsenic	EPA 7060	0.11 *	0.002	mg/L	03/24/97

ND = Not detected at or above the reporting limit
 * = Value at or above reporting limit

LEVINE - FRICKE - RECON

SAMPLE ID: TRIP BLANK
AEN LAB NO: 9703208-04A
AEN WORK ORDER: 9703208
CLIENT PROJ. ID: 3435.00.04

DATE SAMPLED: 03/17/97
DATE RECEIVED: 03/17/97
REPORT DATE: 03/31/97

ANALYTE	METHOD/ CAS#	RESULT	REPORTING LIMIT	UNITS	DATE ANALYZED
TPH as Gas	5030/GC-FID	ND	0.05	mg/L	03/19/97

ND = Not detected at or above the reporting limit
* = Value at or above reporting limit

AEN (CALIFORNIA)
QUALITY CONTROL REPORT

AEN JOB NUMBER: 9703208
CLIENT PROJECT ID: 3435.00.04

Quality Control Summary

All laboratory quality control parameters were found to be within established limits.

Definitions

Laboratory Control Sample (LCS)/Method Spike(s): Control samples of known composition. LCS and Method Spike data are used to validate batch analytical results.

Matrix Spike(s): Aliquot of a sample (aqueous or solid) with added quantities of specific compounds and subjected to the entire analytical procedure. Matrix spike and matrix spike duplicate QC data are advisory.

Method Blank: An analytical control consisting of all reagents, internal standards, and surrogate standards carried through the entire analytical process. Used to monitor laboratory background and reagent contamination.

Not Detected (ND): Not detected at or above the reporting limit.

Relative Percent Difference (RPD): An indication of method precision based on duplicate analysis.

Reporting Limit (RL): The lowest concentration routinely determined during laboratory operations. The RL is generally 1 to 10 times the Method Detection Limit (MDL). Reporting limits are matrix, method, and analyte dependent and take into account any dilutions performed as part of the analysis.

Surrogates: Organic compounds which are similar to analytes of interest in chemical behavior, but are not found in environmental samples. Surrogates are added to all blanks, calibration and check standards, samples, and spiked samples. Surrogate recovery is monitored as an indication of acceptable sample preparation and instrumental performance.

D: Surrogates diluted out.

#: Indicates result outside of established laboratory QC limits.

QUALITY CONTROL DATA

METHOD: EPA 3510 GCFID

AEN JOB NO: 9703208
AEN LAB NO: 0321-BLANK
DATE EXTRACTED: 03/21/97
DATE ANALYZED: 03/21/97
INSTRUMENT: A
MATRIX: WATER

Method Blank

Analyte	Result (mg/L)	Reporting Limit (mg/L)
Diesel	ND	0.05

QUALITY CONTROL DATA

METHOD: EPA 3510 GCFID

AEN JOB NO: 9703208
 DATE(S) EXTRACTED: 03/21/97
 INSTRUMENT: C
 MATRIX: WATER

Surrogate Standard Recovery Summary

Date Analyzed	Client Id.	Lab Id.	Percent Recovery	
			n-Pentacosane	
03/22/97	LF-B3	01	98	
03/22/97	LF-B6	02	94	
03/22/97	LF-B5	03	89	
QC Limits:			65-125	

DATE EXTRACTED: 03/24/97
 DATE ANALYZED: 03/25/97
 SAMPLE SPIKED: 9702229-09
 INSTRUMENT: A

Matrix Spike Recovery Summary

Analyte	Spike Added (mg/L)	Percent Recovery	RPD	QC Limits	
				Percent Recovery	RPD
Diesel	4.00	87	1	60-110	15

QUALITY CONTROL DATA

METHOD: EPA 8020, 5030 GCFID

AEN JOB NO: 9703208
AEN LAB NO: 0319-BLANK
DATE ANALYZED: 03/19/97
INSTRUMENT: E
MATRIX: WATER

Method Blank

CAS #	Result (mg/L)	Reporting Limit (mg/L)
HCs as Gasoline	ND	0.05

QUALITY CONTROL DATA

METHOD: EPA 8020, 5030 GCFID

AEN JOB NO: 9703208
 INSTRUMENT: E
 MATRIX: WATER

Surrogate Standard Recovery Summary

Date Analyzed	Client Id.	Lab Id.	Percent Recovery	
			Fluorobenzene	
03/19/97	LF-B3	01	102	
03/19/97	LF-B6	02	104	
03/19/97	LF-B5	03	102	
03/19/97	TRIP BLANK	04	102	
QC Limits:			70-130	

DATE ANALYZED: 03/18/97
 SAMPLE SPIKED: 9703181-05
 INSTRUMENT: E

Matrix Spike Recovery Summary

Analyte	Spike Added (ug/L)	Percent Recovery	RPD	QC Limits	
				Percent Recovery	RPD
Hydrocarbons as Gasoline	500	97	<1	66-117	19

QUALITY CONTROL DATA

METHOD: EPA 8240

AEN JOB NO: 9703208
 AEN LAB NO: 0324-BLANK
 DATE ANALYZED: 03/24/97
 INSTRUMENT: 13
 MATRIX: WATER

Method Blank

Analyte	CAS #	Result (ug/L)	Reporting Limit (ug/L)
Acetone	67-64-1	ND	100
Benzene	71-43-2	ND	5
Bromodichloromethane	75-27-4	ND	5
Bromoform	75-25-2	ND	5
Bromomethane	74-83-9	ND	10
2-Butanone	78-93-3	ND	100
Carbon Disulfide	75-15-0	ND	10
Carbon Tetrachloride	56-23-5	ND	5
Chlorobenzene	108-90-7	ND	5
Chloroethane	75-00-3	ND	10
2-Chloroethyl Vinyl Ether	110-75-8	ND	10
Chloroform	67-66-3	ND	5
Chloromethane	74-87-3	ND	10
Dibromochloromethane	124-48-1	ND	5
1,1-Dichloroethane	75-34-3	ND	5
1,2-Dichloroethane	107-06-2	ND	5
1,1-Dichloroethene	75-35-4	ND	5
cis-1,2-Dichloroethene	156-59-2	ND	5
trans-1,2-Dichloroethene	156-60-5	ND	5
1,2-Dichloropropane	78-87-5	ND	5
cis-1,3-Dichloropropene	10061-01-5	ND	5
trans-1,3-Dichloropropene	10061-02-6	ND	5
Ethylbenzene	100-41-4	ND	5
2-Hexanone	591-78-6	ND	50
Methylene Chloride	75-09-2	ND	20
4-Methyl-2-pentanone	108-10-1	ND	50
Styrene	100-42-5	ND	5
1,1,2,2-Tetrachloroethane	79-34-5	ND	5
Tetrachloroethene	127-18-4	ND	5
Toluene	108-88-3	ND	5
1,1,1-Trichloroethane	71-55-6	ND	5
1,1,2-Trichloroethane	79-00-5	ND	5
Trichloroethene	79-01-6	ND	5
Vinyl Acetate	108-05-4	ND	50
Vinyl Chloride	75-01-4	ND	10
Xylenes, Total	1330-20-7	ND	10

QUALITY CONTROL DATA

METHOD: EPA 8240

AEN JOB NO: 9703208
 AEN LAB NO: 0325-BLANK
 DATE ANALYZED: 03/25/97
 INSTRUMENT: 13
 MATRIX: WATER

Method Blank

Analyte	CAS #	Result (ug/L)	Reporting Limit (ug/L)
Acetone	67-64-1	ND	100
Benzene	71-43-2	ND	5
Bromodichloromethane	75-27-4	ND	5
Bromoform	75-25-2	ND	5
Bromomethane	74-83-9	ND	10
2-Butanone	78-93-3	ND	100
Carbon Disulfide	75-15-0	ND	10
Carbon Tetrachloride	56-23-5	ND	5
Chlorobenzene	108-90-7	ND	5
Chloroethane	75-00-3	ND	10
2-Chloroethyl Vinyl Ether	110-75-8	ND	10
Chloroform	67-66-3	ND	5
Chloromethane	74-87-3	ND	10
Dibromochloromethane	124-48-1	ND	5
1,1-Dichloroethane	75-34-3	ND	5
1,2-Dichloroethane	107-06-2	ND	5
1,1-Dichloroethene	75-35-4	ND	5
cis-1,2-Dichloroethene	156-59-2	ND	5
trans-1,2-Dichloroethene	156-60-5	ND	5
1,2-Dichloropropane	78-87-5	ND	5
cis-1,3-Dichloropropene	10061-01-5	ND	5
trans-1,3-Dichloropropene	10061-02-6	ND	5
Ethylbenzene	100-41-4	ND	5
2-Hexanone	591-78-6	ND	50
Methylene Chloride	75-09-2	ND	20
4-Methyl-2-pentanone	108-10-1	ND	50
Styrene	100-42-5	ND	5
1,1,2,2-Tetrachloroethane	79-34-5	ND	5
Tetrachloroethene	127-18-4	ND	5
Toluene	108-88-3	ND	5
1,1,1-Trichloroethane	71-55-6	ND	5
1,1,2-Trichloroethane	79-00-5	ND	5
Trichloroethene	79-01-6	ND	5
Vinyl Acetate	108-05-4	ND	50
Vinyl Chloride	75-01-4	ND	10
Xylenes, Total	1330-20-7	ND	10

QUALITY CONTROL DATA

METHOD: EPA 8240

AEN JOB NO: 9703208

INSTRUMENT: 13

MATRIX: WATER

Surrogate Standard Recovery Summary

Date Analyzed	Client Id.	Lab Id.	Percent Recovery		
			1,2-Dichloroethane-d ₄	Toluene-d ₈	p-Bromofluorobenzene
03/24/97	LF-B3	01	101	103	102
03/25/97	LF-B6	02	103	100	102
03/25/97	LF-B5	03	97	98	100
QC Limits:			75-129	81-111	78-131

DATE ANALYZED: 03/22/97

SAMPLE SPIKED: 9703284-02

INSTRUMENT: 13

Matrix Spike Recovery Summary

Analyte	Spike Added (ug/L)	Percent Recovery	RPD	QC Limits	
				Percent Recovery	RPD
1,1-Dichloroethene	50	111	1	77-137	25
Trichloroethene	50	111	1	89-142	25
Benzene	50	105	1	83-121	25
Toluene	50	106	<1	81-121	25
Chlorobenzene	50	108	4	88-124	25

QUALITY CONTROL DATA

AEN JOB NO: 9703208
 SAMPLE SPIKED: DI WATER
 DATE(S) ANALYZED: 03/24/97
 MATRIX: WATER

Method Blank and Spike Recovery Summary

Analyte	Inst./ Method	Blank Result (mg/L)	Spike Added (mg/L)	Percent Recovery	RPD	QC Limits	
						Percent Recovery	RPD
As, Arsenic	4000/7060	ND	0.04	128	7	82-140	13

*** END OF REPORT ***

9703208

CHAIN OF CUSTODY / ANALYSES REQUEST FORM

Project No.: 3435,00,04				Project Location: Emeryville, CA				Date: 3/17/97		Serial No.: N ^o 1897			
Project Name: Sherwin Williams				Field Logbook No.:									
Sampler (Signature): J. M. Roger						ANALYSES						Samplers: UMR	
SAMPLES													
SAMPLE NO.	DATE	TIME	LAB SAMPLE NO.	NO. OF CONTAINERS	SAMPLE TYPE	TPH _g	EPA 8240	TPH _d	Dissolved As		HOLD	RUSH	REMARKS
LF-12	3/17/97	11:10	01A-I	9	H ₂ O	X	X	X	X				STD TAT
LF-B4		12:10	02A-I	9		X	X	X	X				
LF-13-FB		12:40	03A-G	7		X	X		X				Filter Dissolved As in lab
LF-13		13:00	04A-I	9		X	X	X	X				
LF-113		14:00	05A-I	9		X	X	X	X				Results to Kenton Gee
LF-B3		13:55	01A-I	9		X	X	X	X				
LF-B6		14:30	02A-I	9		X	X	X	X				
LF-B5		15:25	03A-I	9		X	X	X	X				
Trip Blank	✓		04AB	2		X							
RELINQUISHED BY: (Signature) J. M. Roger				DATE	TIME	RECEIVED BY: (Signature) Rick Eilmann				DATE	TIME		
RELINQUISHED BY: (Signature) Rick Eilmann				DATE	TIME	RECEIVED BY: (Signature) Ronald C. Jensen				DATE	TIME		
RELINQUISHED BY: (Signature)				DATE	TIME	RECEIVED BY: (Signature)				DATE	TIME		
METHOD OF SHIPMENT:				DATE	TIME	LAB COMMENTS:							
Sample Collector: LEVINE•FRICKE•RECON 1900 Powell Street, 12th Floor Emeryville, California 94608-1827 (510) 652-4500						Analytical Laboratory: AEN							

9703208

American Environmental Network

Certificate of Analysis

DOHS Certification: 1172

AIHA Accreditation: 11134

PAGE 1

LEVINE-FRICKE-RECON
1900 POWELL ST. 12TH FL.
EMERYVILLE, CA 94608

ATTN: **KENTON GEE**
CLIENT PROJ. ID: 3435.00.04
CLIENT PROJ. NAME: SHERWIN WMS
C.O.C. NUMBER: 1897

REPORT DATE: 03/27/97
DATE(S) SAMPLED: 03/17/97
DATE RECEIVED: 03/17/97
AEN WORK ORDER: 9703207

PROJECT SUMMARY:

On March 17, 1997, this laboratory received 5 water sample(s).

Client requested sample(s) be analyzed for chemical parameters. Results of analysis are summarized on the following page(s). Please see quality control report for a summary of QC data pertaining to this project.

Samples will be stored for 30 days after completion of analysis, then disposed of in accordance with State and Federal regulations. Samples may be archived by prior arrangement.

If you have any questions, please contact Client Services at (510) 930-9090.


Larry Klein
Laboratory Director

MAR 31

LEVINE - FRICKE - RECON

SAMPLE ID: LF-12
AEN LAB NO: 9703207-01A
AEN WORK ORDER: 9703207
CLIENT PROJ. ID: 3435.00.04

DATE SAMPLED: 03/17/97
DATE RECEIVED: 03/17/97
REPORT DATE: 03/27/97

ANALYTE	METHOD/ CAS#	RESULT	REPORTING LIMIT	UNITS	DATE ANALYZED
TPH as Gas	5030/GC-FID	✓ ND	0.05	mg/L	03/19/97

ND = Not detected at or above the reporting limit
* = Value at or above reporting limit

LEVINE - FRICKE - RECON

SAMPLE ID: LF-12
 AEN LAB NO: 9703207-01D
 AEN WORK ORDER: 9703207
 CLIENT PROJ. ID: 3435.00.04

DATE SAMPLED: 03/17/97
 DATE RECEIVED: 03/17/97
 REPORT DATE: 03/27/97

ANALYTE	METHOD/ CAS#	RESULT	REPORTING LIMIT	UNITS	DATE ANALYZED
Volatile Organic Compounds EPA 8240B					
Acetone	67-64-1	ND	✓ 100	ug/L	03/25/97
Benzene	71-43-2	ND	✓ 5	ug/L	03/25/97
Bromodichloromethane	75-27-4	ND	5	ug/L	03/25/97
Bromoform	75-25-2	ND	5	ug/L	03/25/97
Bromomethane	74-83-9	ND	10	ug/L	03/25/97
2-Butanone	78-93-3	ND	100	ug/L	03/25/97
Carbon Disulfide	75-15-0	ND	10	ug/L	03/25/97
Carbon Tetrachloride	56-23-5	ND	5	ug/L	03/25/97
Chlorobenzene	108-90-7	ND	✓ 5	ug/L	03/25/97
Chloroethane	75-00-3	ND	10	ug/L	03/25/97
2-Chloroethyl Vinyl Ether	110-75-8	ND	10	ug/L	03/25/97
Chloroform	67-66-3	ND	5	ug/L	03/25/97
Chloromethane	74-87-3	ND	10	ug/L	03/25/97
Dibromochloromethane	124-48-1	ND	5	ug/L	03/25/97
1,1-Dichloroethane	75-34-3	ND	✓ 5	ug/L	03/25/97
1,2-Dichloroethane	107-06-2	ND	5	ug/L	03/25/97
1,1-Dichloroethene	75-35-4	ND	5	ug/L	03/25/97
cis-1,2-Dichloroethene	156-59-2	ND	5	ug/L	03/25/97
trans-1,2-Dichloroethene	156-60-5	ND	5	ug/L	03/25/97
1,2-Dichloropropane	78-87-5	ND	5	ug/L	03/25/97
cis-1,3-Dichloropropene	10061-01-5	ND	5	ug/L	03/25/97
trans-1,3-Dichloropropene	10061-02-6	ND	5	ug/L	03/25/97
Ethylbenzene	100-41-4	ND	✓ 5	ug/L	03/25/97
2-Hexanone	591-78-6	ND	✓ 50	ug/L	03/25/97
Methylene Chloride	75-09-2	ND	10	ug/L	03/25/97
4-Methyl-2-pentanone	108-10-1	ND	50	ug/L	03/25/97
Styrene	100-42-5	ND	5	ug/L	03/25/97
1,1,2,2-Tetrachloroethane	79-34-5	ND	5	ug/L	03/25/97
Tetrachloroethene	127-18-4	ND	✓ 5	ug/L	03/25/97
Toluene	108-88-3	ND	✓ 5	ug/L	03/25/97
1,1,1-Trichloroethane	71-55-6	ND	✓ 5	ug/L	03/25/97
1,1,2-Trichloroethane	79-00-5	ND	5	ug/L	03/25/97
Trichloroethene	79-01-6	ND	✓ 5	ug/L	03/25/97
Vinyl Acetate	108-05-4	ND	50	ug/L	03/25/97
Vinyl Chloride	75-01-4	ND	10	ug/L	03/25/97
Xylenes, Total	1330-20-7	ND	✓ 10	ug/L	03/25/97

ND = Not detected at or above the reporting limit

* = Value at or above reporting limit

LEVINE-FRICKE-RECON

SAMPLE ID: LF-12
 AEN LAB NO: 9703207-01G
 AEN WORK ORDER: 9703207
 CLIENT PROJ. ID: 3435.00.04

DATE SAMPLED: 03/17/97
 DATE RECEIVED: 03/17/97
 REPORT DATE: 03/27/97

ANALYTE	METHOD/ CAS#	RESULT	REPORTING LIMIT	UNITS	DATE ANALYZED
#Extraction for TPH	EPA 3510	-		Extrn Date	03/24/97
TPH as Diesel	GC-FID	✓ ND	0.05	mg/L	03/25/97

ND = Not detected at or above the reporting limit
 * = Value at or above reporting limit

LEVINE -FRICKE -RECON

SAMPLE ID: LF-12
 AEN LAB NO: 9703207-01I
 AEN WORK ORDER: 9703207
 CLIENT PROJ. ID: 3435.00.04

DATE SAMPLED: 03/17/97
 DATE RECEIVED: 03/17/97
 REPORT DATE: 03/27/97

ANALYTE	METHOD/ CAS#	RESULT	REPORTING LIMIT	UNITS	DATE ANALYZED
#Sample Filtration	0.45 um	-		Filtr Date	03/17/97
#Digestion, Metals by GFAA	EPA 3020	-		Prep Date	03/20/97
Arsenic	EPA 7060	X 0.014 *	0.002	mg/L	03/22/97

ND = Not detected at or above the reporting limit
 * = Value at or above reporting limit

LEVINE-FRICKE-RECON

SAMPLE ID: LF-B4
AEN LAB NO: 9703207-02A
AEN WORK ORDER: 9703207
CLIENT PROJ. ID: 3435.00.04

DATE SAMPLED: 03/17/97
DATE RECEIVED: 03/17/97
REPORT DATE: 03/27/97

ANALYTE	METHOD/ CAS#	RESULT	REPORTING LIMIT	UNITS	DATE ANALYZED
TPH as Gas	5030/GC-FID	ND	0.05	mg/L	03/19/97

ND = Not detected at or above the reporting limit
* = Value at or above reporting limit

LEVINE-FRICKE-RECON

SAMPLE ID: LF-B4
 AEN LAB NO: 9703207-02D
 AEN WORK ORDER: 9703207
 CLIENT PROJ. ID: 3435.00.04

DATE SAMPLED: 03/17/97
 DATE RECEIVED: 03/17/97
 REPORT DATE: 03/27/97

ANALYTE	METHOD/ CAS#	RESULT	REPORTING LIMIT	UNITS	DATE ANALYZED
Volatile Organic Compounds	EPA 8240B				
Acetone	67-64-1	ND	✓ 100	ug/L	03/25/97
Benzene	71-43-2	ND	✓ 5	ug/L	03/25/97
Bromodichloromethane	75-27-4	ND	5	ug/L	03/25/97
Bromoform	75-25-2	ND	5	ug/L	03/25/97
Bromomethane	74-83-9	ND	10	ug/L	03/25/97
2-Butanone	78-93-3	ND	100	ug/L	03/25/97
Carbon Disulfide	75-15-0	ND	10	ug/L	03/25/97
Carbon Tetrachloride	56-23-5	ND	5	ug/L	03/25/97
Chlorobenzene	108-90-7	ND	✓ 5	ug/L	03/25/97
Chloroethane	75-00-3	ND	10	ug/L	03/25/97
2-Chloroethyl Vinyl Ether	110-75-8	ND	10	ug/L	03/25/97
Chloroform	67-66-3	ND	5	ug/L	03/25/97
Chloromethane	74-87-3	ND	10	ug/L	03/25/97
Dibromochloromethane	124-48-1	ND	5	ug/L	03/25/97
1,1-Dichloroethane	75-34-3	ND	5	ug/L	03/25/97
1,2-Dichloroethane	107-06-2	ND	✓ 5	ug/L	03/25/97
1,1-Dichloroethene	75-35-4	ND	5	ug/L	03/25/97
cis-1,2-Dichloroethene	156-59-2	ND	5	ug/L	03/25/97
trans-1,2-Dichloroethene	156-60-5	ND	5	ug/L	03/25/97
1,2-Dichloropropane	78-87-5	ND	5	ug/L	03/25/97
cis-1,3-Dichloropropene	10061-01-5	ND	5	ug/L	03/25/97
trans-1,3-Dichloropropene	10061-02-6	ND	5	ug/L	03/25/97
Ethylbenzene	100-41-4	ND	✓ 5	ug/L	03/25/97
2-Hexanone	591-78-6	ND	✓ 50	ug/L	03/25/97
Methylene Chloride	75-09-2	ND	10	ug/L	03/25/97
4-Methyl-2-pentanone	108-10-1	ND	50	ug/L	03/25/97
Styrene	100-42-5	ND	5	ug/L	03/25/97
1,1,2,2-Tetrachloroethane	79-34-5	ND	5	ug/L	03/25/97
Tetrachloroethene	127-18-4	ND	✓ 5	ug/L	03/25/97
Toluene	108-88-3	ND	✓ 5	ug/L	03/25/97
1,1,1-Trichloroethane	71-55-6	ND	✓ 5	ug/L	03/25/97
1,1,2-Trichloroethane	79-00-5	ND	5	ug/L	03/25/97
Trichloroethene	79-01-6	ND	✓ 5	ug/L	03/25/97
Vinyl Acetate	108-05-4	ND	50	ug/L	03/25/97
Vinyl Chloride	75-01-4	ND	10	ug/L	03/25/97
Xylenes, Total	1330-20-7	ND	✓ 10	ug/L	03/25/97

ND = Not detected at or above the reporting limit
 * = Value at or above reporting limit

LEVINE - FRICKE - RECON

SAMPLE ID: LF-B4
 AEN LAB NO: 9703207-02G
 AEN WORK ORDER: 9703207
 CLIENT PROJ. ID: 3435.00.04

DATE SAMPLED: 03/17/97
 DATE RECEIVED: 03/17/97
 REPORT DATE: 03/27/97

ANALYTE	METHOD/ CAS#	RESULT	REPORTING LIMIT	UNITS	DATE ANALYZED
#Extraction for TPH	EPA 3510	-		Extrn Date	03/24/97
TPH as Diesel	GC-FID	ND	0.05	mg/L	03/25/97

ND = Not detected at or above the reporting limit
 * = Value at or above reporting limit

LEVINE - FRICKE - RECON

SAMPLE ID: LF-B4
 AEN LAB NO: 9703207-02I
 AEN WORK ORDER: 9703207
 CLIENT PROJ. ID: 3435.00.04

DATE SAMPLED: 03/17/97
 DATE RECEIVED: 03/17/97
 REPORT DATE: 03/27/97

ANALYTE	METHOD/ CAS#	RESULT	REPORTING LIMIT	UNITS	DATE ANALYZED
#Sample Filtration	0.45 um	-		Filtr Date	03/17/97
#Digestion, Metals by GFAA	EPA 3020	-		Prep Date	03/20/97
Arsenic	EPA 7060	ND	0.002	mg/L	03/22/97

ND = Not detected at or above the reporting limit
 * = Value at or above reporting limit

LEVINE - FRICKE - RECON

SAMPLE ID: LF-13-FB
AEN LAB NO: 9703207-03A
AEN WORK ORDER: 9703207
CLIENT PROJ. ID: 3435.00.04

DATE SAMPLED: 03/17/97
DATE RECEIVED: 03/17/97
REPORT DATE: 03/27/97

ANALYTE	METHOD/ CAS#	RESULT	REPORTING LIMIT	UNITS	DATE ANALYZED
TPH as Gas	5030/GC-FID	✓ ND	0.05	mg/L	03/19/97

ND = Not detected at or above the reporting limit
* = Value at or above reporting limit

LEVINE-FRICKE-RECON

SAMPLE ID: LF-13-FB
 AEN LAB NO: 9703207-03D
 AEN WORK ORDER: 9703207
 CLIENT PROJ. ID: 3435.00.04

DATE SAMPLED: 03/17/97
 DATE RECEIVED: 03/17/97
 REPORT DATE: 03/27/97

ANALYTE	METHOD/ CAS#	RESULT	REPORTING LIMIT	UNITS	DATE ANALYZED
Volatile Organic Compounds EPA 8240B					
Acetone	67-64-1	✓ ND	100	ug/L	03/25/97
Benzene	71-43-2	✓ ND	5	ug/L	03/25/97
Bromodichloromethane	75-27-4	ND	5	ug/L	03/25/97
Bromoform	75-25-2	ND	5	ug/L	03/25/97
Bromomethane	74-83-9	ND	10	ug/L	03/25/97
2-Butanone	78-93-3	ND	100	ug/L	03/25/97
Carbon Disulfide	75-15-0	ND	10	ug/L	03/25/97
Carbon Tetrachloride	56-23-5	ND	5	ug/L	03/25/97
Chlorobenzene	108-90-7	✓ ND	5	ug/L	03/25/97
Chloroethane	75-00-3	ND	10	ug/L	03/25/97
2-Chloroethyl Vinyl Ether	110-75-8	ND	10	ug/L	03/25/97
Chloroform	67-66-3	ND	5	ug/L	03/25/97
Chloromethane	74-87-3	ND	10	ug/L	03/25/97
Dibromochloromethane	124-48-1	ND	5	ug/L	03/25/97
1,1-Dichloroethane	75-34-3	✓ ND	5	ug/L	03/25/97
1,2-Dichloroethane	107-06-2	ND	5	ug/L	03/25/97
1,1-Dichloroethene	75-35-4	ND	5	ug/L	03/25/97
cis-1,2-Dichloroethene	156-59-2	ND	5	ug/L	03/25/97
trans-1,2-Dichloroethene	156-60-5	ND	5	ug/L	03/25/97
1,2-Dichloropropane	78-87-5	ND	5	ug/L	03/25/97
cis-1,3-Dichloropropene	10061-01-5	ND	5	ug/L	03/25/97
trans-1,3-Dichloropropene	10061-02-6	ND	5	ug/L	03/25/97
Ethylbenzene	100-41-4	✓ ND	5	ug/L	03/25/97
2-Hexanone	591-78-6	✓ ND	50	ug/L	03/25/97
Methylene Chloride	75-09-2	ND	10	ug/L	03/25/97
4-Methyl-2-pentanone	108-10-1	ND	50	ug/L	03/25/97
Styrene	100-42-5	ND	5	ug/L	03/25/97
1,1,2,2-Tetrachloroethane	79-34-5	ND	5	ug/L	03/25/97
Tetrachloroethene	127-18-4	✓ ND	5	ug/L	03/25/97
Toluene	108-88-3	✓ ND	5	ug/L	03/25/97
1,1,1-Trichloroethane	71-55-6	✓ ND	5	ug/L	03/25/97
1,1,2-Trichloroethane	79-00-5	ND	5	ug/L	03/25/97
Trichloroethene	79-01-6	✓ ND	5	ug/L	03/25/97
Vinyl Acetate	108-05-4	ND	50	ug/L	03/25/97
Vinyl Chloride	75-01-4	ND	10	ug/L	03/25/97
Xylenes, Total	1330-20-7	✓ ND	10	ug/L	03/25/97

ND = Not detected at or above the reporting limit

* = Value at or above reporting limit

LEVINE-FRICKE-RECON

SAMPLE ID: LF-13-FB
 AEN LAB NO: 9703207-03G
 AEN WORK ORDER: 9703207
 CLIENT PROJ. ID: 3435.00.04

DATE SAMPLED: 03/17/97
 DATE RECEIVED: 03/17/97
 REPORT DATE: 03/27/97

ANALYTE	METHOD/ CAS#	RESULT	REPORTING LIMIT	UNITS	DATE ANALYZED
#Sample Filtration	0.45 um	-		Filtr Date	03/17/97
#Digestion, Metals by GFAA	EPA 3020	-		Prep Date	03/20/97
Arsenic	EPA 7060	✓ ND	0.002	mg/L	03/22/97

ND = Not detected at or above the reporting limit
 * = Value at or above reporting limit

LEVINE - FRICKE - RECON

SAMPLE ID: LF-13
AEN LAB NO: 9703207-04A
AEN WORK ORDER: 9703207
CLIENT PROJ. ID: 3435.00.04

DATE SAMPLED: 03/17/97
DATE RECEIVED: 03/17/97
REPORT DATE: 03/27/97

ANALYTE	METHOD/ CAS#	RESULT	REPORTING LIMIT	UNITS	DATE ANALYZED
TPH as Gas	5030/GC-FID	✓ ND	0.05	mg/L	03/19/97

ND = Not detected at or above the reporting limit
* = Value at or above reporting limit

LEVINE-FRICKE-RECON

SAMPLE ID: LF-13
 AEN LAB NO: 9703207-04D
 AEN WORK ORDER: 9703207
 CLIENT PROJ. ID: 3435.00.04

DATE SAMPLED: 03/17/97
 DATE RECEIVED: 03/17/97
 REPORT DATE: 03/27/97

ANALYTE	METHOD/ CAS#	RESULT	REPORTING LIMIT	UNITS	DATE ANALYZED
Volatile Organic Compounds EPA 8240B					
Acetone	67-64-1	ND	✓ 100	ug/L	03/25/97
Benzene	71-43-2	ND	✓ 5	ug/L	03/25/97
Bromodichloromethane	75-27-4	ND	5	ug/L	03/25/97
Bromoform	75-25-2	ND	5	ug/L	03/25/97
Bromomethane	74-83-9	ND	10	ug/L	03/25/97
2-Butanone	78-93-3	ND	100	ug/L	03/25/97
Carbon Disulfide	75-15-0	ND	10	ug/L	03/25/97
Carbon Tetrachloride	56-23-5	ND	5	ug/L	03/25/97
Chlorobenzene	108-90-7	ND	✓ 5	ug/L	03/25/97
Chloroethane	75-00-3	ND	10	ug/L	03/25/97
2-Chloroethyl Vinyl Ether	110-75-8	ND	10	ug/L	03/25/97
Chloroform	67-66-3	ND	5	ug/L	03/25/97
Chloromethane	74-87-3	ND	10	ug/L	03/25/97
Dibromochloromethane	124-48-1	ND	5	ug/L	03/25/97
1,1-Dichloroethane	75-34-3	ND	✓ 5	ug/L	03/25/97
1,2-Dichloroethane	107-06-2	ND	✓ 5	ug/L	03/25/97
1,1-Dichloroethene	75-35-4	ND	5	ug/L	03/25/97
cis-1,2-Dichloroethene	156-59-2	ND	5	ug/L	03/25/97
trans-1,2-Dichloroethene	156-60-5	ND	5	ug/L	03/25/97
1,2-Dichloropropane	78-87-5	ND	5	ug/L	03/25/97
cis-1,3-Dichloropropene	10061-01-5	ND	5	ug/L	03/25/97
trans-1,3-Dichloropropene	10061-02-6	ND	5	ug/L	03/25/97
Ethylbenzene	100-41-4	ND	✓ 5	ug/L	03/25/97
2-Hexanone	591-78-6	ND	✓ 50	ug/L	03/25/97
Methylene Chloride	75-09-2	ND	10	ug/L	03/25/97
4-Methyl-2-pentanone	108-10-1	ND	50	ug/L	03/25/97
Styrene	100-42-5	ND	5	ug/L	03/25/97
1,1,2,2-Tetrachloroethane	79-34-5	ND	5	ug/L	03/25/97
Tetrachloroethene	127-18-4	ND	✓ 5	ug/L	03/25/97
Toluene	108-88-3	ND	✓ 5	ug/L	03/25/97
1,1,1-Trichloroethane	71-55-6	ND	✓ 5	ug/L	03/25/97
1,1,2-Trichloroethane	79-00-5	ND	5	ug/L	03/25/97
Trichloroethene	79-01-6	ND	✓ 5	ug/L	03/25/97
Vinyl Acetate	108-05-4	ND	50	ug/L	03/25/97
Vinyl Chloride	75-01-4	ND	10	ug/L	03/25/97
Xylenes, Total	1330-20-7	ND	✓ 10	ug/L	03/25/97

ND = Not detected at or above the reporting limit

* = Value at or above reporting limit

LEVINE - FRICKE - RECON

SAMPLE ID: LF-13
AEN LAB NO: 9703207-04G
AEN WORK ORDER: 9703207
CLIENT PROJ. ID: 3435.00.04

DATE SAMPLED: 03/17/97
DATE RECEIVED: 03/17/97
REPORT DATE: 03/27/97

ANALYTE	METHOD/ CAS#	RESULT	REPORTING LIMIT	UNITS	DATE ANALYZED
#Extraction for TPH	EPA 3510	-		Extrn Date	03/24/97
TPH as Diesel	GC-FID	✓ ND	0.05	mg/L	03/25/97

ND = Not detected at or above the reporting limit
* = Value at or above reporting limit

LEVINE-FRICKE-RECON

SAMPLE ID: LF-13
 AEN LAB NO: 9703207-04I ✓
 AEN WORK ORDER: 9703207
 CLIENT PROJ. ID: 3435.00.04

DATE SAMPLED: 03/17/97
 DATE RECEIVED: 03/17/97
 REPORT DATE: 03/27/97

ANALYTE	METHOD/ CAS#	RESULT	REPORTING LIMIT	UNITS	DATE ANALYZED
#Sample Filtration	0.45 um	-		Filtr Date	03/17/97
#Digestion, Metals by GFAA	EPA 3020	-		Prep Date	03/20/97
Arsenic	EPA 7060	ND	0.002	mg/L	03/22/97

ND = Not detected at or above the reporting limit
 * = Value at or above reporting limit

LEVINE-FRICKE-RECON

SAMPLE ID: LF-113
AEN LAB NO: 9703207-05A
AEN WORK ORDER: 9703207
CLIENT PROJ. ID: 3435.00.04

DATE SAMPLED: 03/17/97
DATE RECEIVED: 03/17/97
REPORT DATE: 03/27/97

ANALYTE	METHOD/ CAS#	RESULT	REPORTING LIMIT	UNITS	DATE ANALYZED
TPH as Gas	5030/GC-FID	✓ ND	0.05	mg/L	03/19/97

ND = Not detected at or above the reporting limit
* = Value at or above reporting limit

LEVINE - FRICKE - RECON

SAMPLE ID: LF-113
 AEN LAB NO: 9703207-05D
 AEN WORK ORDER: 9703207
 CLIENT PROJ. ID: 3435.00.04

DATE SAMPLED: 03/17/97
 DATE RECEIVED: 03/17/97
 REPORT DATE: 03/27/97

ANALYTE	METHOD/ CAS#	RESULT	REPORTING LIMIT	UNITS	DATE ANALYZED
Volatile Organic Compounds	EPA 8240B	✓			
Acetone	67-64-1	ND	100	ug/L	03/25/97
Benzene	71-43-2	ND	5	ug/L	03/25/97
Bromodichloromethane	75-27-4	ND	5	ug/L	03/25/97
Bromoform	75-25-2	ND	5	ug/L	03/25/97
Bromomethane	74-83-9	ND	10	ug/L	03/25/97
2-Butanone	78-93-3	ND	100	ug/L	03/25/97
Carbon Disulfide	75-15-0	ND	10	ug/L	03/25/97
Carbon Tetrachloride	56-23-5	ND	5	ug/L	03/25/97
Chlorobenzene	108-90-7	ND	5	ug/L	03/25/97
Chloroethane	75-00-3	ND	10	ug/L	03/25/97
2-Chloroethyl Vinyl Ether	110-75-8	ND	10	ug/L	03/25/97
Chloroform	67-66-3	ND	5	ug/L	03/25/97
Chloromethane	74-87-3	ND	10	ug/L	03/25/97
Dibromochloromethane	124-48-1	ND	5	ug/L	03/25/97
1,1-Dichloroethane	75-34-3	ND	5	ug/L	03/25/97
1,2-Dichloroethane	107-06-2	ND	5	ug/L	03/25/97
1,1-Dichloroethene	75-35-4	ND	5	ug/L	03/25/97
cis-1,2-Dichloroethene	156-59-2	ND	5	ug/L	03/25/97
trans-1,2-Dichloroethene	156-60-5	ND	5	ug/L	03/25/97
1,2-Dichloropropane	78-87-5	ND	5	ug/L	03/25/97
cis-1,3-Dichloropropene	10061-01-5	ND	5	ug/L	03/25/97
trans-1,3-Dichloropropene	10061-02-6	ND	5	ug/L	03/25/97
Ethylbenzene	100-41-4	ND	5	ug/L	03/25/97
2-Hexanone	591-78-6	ND	50	ug/L	03/25/97
Methylene Chloride	75-09-2	ND	10	ug/L	03/25/97
4-Methyl-2-pentanone	108-10-1	ND	50	ug/L	03/25/97
Styrene	100-42-5	ND	5	ug/L	03/25/97
1,1,2,2-Tetrachloroethane	79-34-5	ND	5	ug/L	03/25/97
Tetrachloroethene	127-18-4	ND	5	ug/L	03/25/97
Toluene	108-88-3	ND	5	ug/L	03/25/97
1,1,1-Trichloroethane	71-55-6	ND	5	ug/L	03/25/97
1,1,2-Trichloroethane	79-00-5	ND	5	ug/L	03/25/97
Trichloroethene	79-01-6	ND	5	ug/L	03/25/97
Vinyl Acetate	108-05-4	ND	50	ug/L	03/25/97
Vinyl Chloride	75-01-4	ND	10	ug/L	03/25/97
Xylenes, Total	1330-20-7	ND	10	ug/L	03/25/97

ND = Not detected at or above the reporting limit

* = Value at or above reporting limit

LEVINE-FRICKE-RECON

SAMPLE ID: LF-113
 AEN LAB NO: 9703207-05G
 AEN WORK ORDER: 9703207
 CLIENT PROJ. ID: 3435.00.04

DATE SAMPLED: 03/17/97
 DATE RECEIVED: 03/17/97
 REPORT DATE: 03/27/97

ANALYTE	METHOD/ CAS#	RESULT	REPORTING LIMIT	UNITS	DATE ANALYZED
#Extraction for TPH	EPA 3510	-		Extrn Date 03/24/97	
TPH as Diesel	GC-FID	✓ ND	0.05	mg/L	03/25/97

ND = Not detected at or above the reporting limit
 * = Value at or above reporting limit

LEVINE-FRICKE-RECON

SAMPLE ID: LF-113
 AEN LAB NO: 9703207-05I
 AEN WORK ORDER: 9703207
 CLIENT PROJ. ID: 3435.00.04

DATE SAMPLED: 03/17/97
 DATE RECEIVED: 03/17/97
 REPORT DATE: 03/27/97

ANALYTE	METHOD/ CAS#	RESULT	REPORTING LIMIT	UNITS	DATE ANALYZED
#Sample Filtration	0.45 um	-		Filtr Date	03/17/97
#Digestion, Metals by GFAA	EPA 3020	-		Prep Date	03/20/97
Arsenic	EPA 7060	✓ ND	0.002	mg/L	03/22/97

ND = Not detected at or above the reporting limit
 * = Value at or above reporting limit

QUALITY CONTROL DATA

METHOD: EPA 3510 GCFID

AEN JOB NO: 9703207
 DATE(S) EXTRACTED: 03/24/97
 INSTRUMENT: C
 MATRIX: WATER

Surrogate Standard Recovery Summary

Date Analyzed	Client Id.	Lab Id.	Percent Recovery	
			n-Pentacosane	
03/25/97	LF-12	01	78	
03/25/97	LF-B4	02	82	
03/25/97	LF-13	04	79	
03/25/97	LF-113	05	76	
QC Limits:			65-125	

DATE EXTRACTED: 03/24/97
 DATE ANALYZED: 03/25/97
 SAMPLE SPIKED: 9702229-09
 INSTRUMENT: C

Matrix Spike Recovery Summary

Analyte	Spike Added (mg/L)	Percent Recovery	RPD	QC Limits	
				Percent Recovery	RPD
Diesel	4.00	87	1	60-110	15

QUALITY CONTROL DATA

METHOD: EPA 8020, 5030 GCFID

AEN JOB NO: 9703207
AEN LAB NO: 0319-BLANK
DATE ANALYZED: 03/19/97
INSTRUMENT: E
MATRIX: WATER

Method Blank

CAS #	Result (mg/L)	Reporting Limit (mg/L)
HCs as Gasoline	ND	0.05

QUALITY CONTROL DATA

METHOD: EPA 8020, 5030 GCFID

AEN JOB NO: 9703207
 INSTRUMENT: E
 MATRIX: WATER

Surrogate Standard Recovery Summary

Date Analyzed	Client Id.	Lab Id.	Percent Recovery	
			Fluorobenzene	
03/19/97	LF-12	01	102	
03/19/97	LF-B4	02	104	
03/19/97	LF-13-FB	03	104	
03/19/97	LF-13	04	101	
03/19/97	LF-113	05	102	
QC Limits:			70-130	

DATE ANALYZED: 03/18/97
 SAMPLE SPIKED: 9703181-05
 INSTRUMENT: E

Matrix Spike Recovery Summary

Analyte	Spike Added (ug/L)	Percent Recovery	RPD	QC Limits	
				Percent Recovery	RPD
Hydrocarbons as Gasoline	500	97	<1	66-117	19

QUALITY CONTROL DATA

METHOD: EPA 8240

AEN JOB NO: 9703207
 AEN LAB NO: 0324-BLANK
 DATE ANALYZED: 03/24/97
 INSTRUMENT: 13
 MATRIX: WATER

Method Blank

Analyte	CAS #	Result (ug/L)	Reporting Limit (ug/L)
Acetone	67-64-1	ND	100
Benzene	71-43-2	ND	5
Bromodichloromethane	75-27-4	ND	5
Bromoform	75-25-2	ND	5
Bromomethane	74-83-9	ND	10
2-Butanone	78-93-3	ND	100
Carbon Disulfide	75-15-0	ND	10
Carbon Tetrachloride	56-23-5	ND	5
Chlorobenzene	108-90-7	ND	5
Chloroethane	75-00-3	ND	10
2-Chloroethyl Vinyl Ether	110-75-8	ND	10
Chloroform	67-66-3	ND	5
Chloromethane	74-87-3	ND	10
Dibromochloromethane	124-48-1	ND	5
1,1-Dichloroethane	75-34-3	ND	5
1,2-Dichloroethane	107-06-2	ND	5
1,1-Dichloroethene	75-35-4	ND	5
cis-1,2-Dichloroethene	156-59-2	ND	5
trans-1,2-Dichloroethene	156-60-5	ND	5
1,2-Dichloropropane	78-87-5	ND	5
cis-1,3-Dichloropropene	10061-01-5	ND	5
trans-1,3-Dichloropropene	10061-02-6	ND	5
Ethylbenzene	100-41-4	ND	5
2-Hexanone	591-78-6	ND	50
Methylene Chloride	75-09-2	ND	20
4-Methyl-2-pentanone	108-10-1	ND	50
Styrene	100-42-5	ND	5
1,1,2,2-Tetrachloroethane	79-34-5	ND	5
Tetrachloroethene	127-18-4	ND	5
Toluene	108-88-3	ND	5
1,1,1-Trichloroethane	71-55-6	ND	5
1,1,2-Trichloroethane	79-00-5	ND	5
Trichloroethene	79-01-6	ND	5
Vinyl Acetate	108-05-4	ND	50
Vinyl Chloride	75-01-4	ND	10
Xylenes, Total	1330-20-7	ND	10

QUALITY CONTROL DATA

METHOD: EPA 8240

AEN JOB NO: 9703207
 INSTRUMENT: 13
 MATRIX: WATER

Surrogate Standard Recovery Summary

Date Analyzed	Client Id.	Lab Id.	Percent Recovery		
			1,2-Dichloroethane-d ₄	Toluene-d ₈	p-Bromofluorobenzene
03/25/97	LF-12	01	100	98	98
03/25/97	LF-B4	02	100	98	99
03/25/97	LF-13-FB	03	107	97	100
03/25/97	LF-13	04	99	101	102
03/25/97	LF-113	05	102	95	98
QC Limits:			75-129	81-111	78-131

DATE ANALYZED: 03/22/97
 SAMPLE SPIKED: 9703284-02
 INSTRUMENT: 13

Matrix Spike Recovery Summary

Analyte	Spike Added (ug/L)	Percent Recovery	RPD	QC Limits	
				Percent Recovery	RPD
1,1-Dichloroethene	50	111	1	77-137	25
Trichloroethene	50	111	1	89-142	25
Benzene	50	105	1	83-121	25
Toluene	50	106	<1	81-121	25
Chlorobenzene	50	108	4	88-124	25

QUALITY CONTROL DATA

AEN JOB NO: 9703207
 SAMPLE SPIKED: DI WATER
 DATE(S) ANALYZED: 03/22/97
 MATRIX: WATER

Method Blank and Spike Recovery Summary

Analyte	Inst./ Method	Blank Result (mg/L)	Spike Added (mg/L)	Percent Recovery	RPD	QC Limits	
						Percent Recovery	RPD
As, Arsenic	4000/7060	ND	0.04	128	7	82-140	13

*** END OF REPORT ***

9703207

CHAIN OF CUSTODY / ANALYSES REQUEST FORM

Project No.: 3435.00.04			Project Location: Emeryville, CA			Date: 3/17/97			Serial No.: N ^o 1897			
Project Name: Sherwin Williams			Field Logbook No.:			ANALYSES			Samplers: JMR			
Sampler (Signature): J. M. Roger			SAMPLER			ANALYSES			REMARKS			
SAMPLE NO.	DATE	TIME	LAB SAMPLE NO.	NO. OF CONTAINERS	SAMPLE TYPE	TPHg	EPA 8240	TPHd	Dissolved As	HOLD	RUSH	REMARKS
LF-12	3/17/97	11:10	01A-I	9	H2O	X	X	X	X			STD TAT
LF-B4		12:10	02A-I	9		X	X	X	X			
LF-13-FB		12:40	03A-G	7		X	X	X	X			Filter Dissolved As in lab
LF-13		13:00	04A-I	9		X	X	X	X			
LF-113		14:00	05A-I	9		X	X	X	X			Results to Kanton Gee
LF-B3		13:55	01A-I	9		X	X	X	X			
LF-B6		14:30	02A-I	9		X	X	X	X			
LF-B5		15:25	03A-I	9		X	X	X	X			
Trip Blank			04AB	2		X						
RELINQUISHED BY: (Signature) J. M. Roger			DATE: 3/17/97	TIME: 17:45	RECEIVED BY: (Signature) Rick Gilmore			DATE: 3-17-97	TIME: 17:45			
RELINQUISHED BY: (Signature) Rick Gilmore			DATE: 3-17-97	TIME: 18:35	RECEIVED BY: (Signature) Ronald C. Jensen			DATE: 3/17/97	TIME: 18:35			
RELINQUISHED BY: (Signature)			DATE	TIME	RECEIVED BY: (Signature)			DATE	TIME			
METHOD OF SHIPMENT:			DATE	TIME	LAB COMMENTS:							
Sample Collector: LEVINE•FRICKE•RECON 1900 Powell Street, 12th Floor Emeryville, California 94608-1827 (510) 652-4500					Analytical Laboratory: AEN							

American Environmental Network

Certificate of Analysis

DOHS Certification: 1172

AIHA Accreditation: 11134

PAGE 1

LEVINE-FRICKE-RECON
1900 POWELL ST. 12TH FL.
EMERYVILLE, CA 94608

REPORT DATE: 03/31/97

DATE(S) SAMPLED: 03/18/97

DATE RECEIVED: 03/18/97

ATTN: KENTON GEE
CLIENT PROJ. ID: 3435.00.04
CLIENT PROJ. NAME: SHERWIN WMS
C.O.C. NUMBER: 1899

AEN WORK ORDER: 9703229


PROJECT SUMMARY:

On March 18, 1997, this laboratory received 4 water sample(s).

Client requested sample(s) be analyzed for chemical parameters. Results of analysis are summarized on the following page(s). Please see quality control report for a summary of QC data pertaining to this project.

Samples will be stored for 30 days after completion of analysis, then disposed of in accordance with State and Federal regulations. Samples may be archived by prior arrangement.

If you have any questions, please contact Client Services at (510) 930-9090.


Larry Klein
Laboratory Director

APP - 7

LEVINE-FRICKE-RECON

SAMPLE ID: LF-20
AEN LAB NO: 9703229-01A
AEN WORK ORDER: 9703229
CLIENT PROJ. ID: 3435.00.04

DATE SAMPLED: 03/18/97
DATE RECEIVED: 03/18/97
REPORT DATE: 03/31/97

ANALYTE	METHOD/ CAS#	RESULT	REPORTING LIMIT	UNITS	DATE ANALYZED
TPH as Gas	5030/GC-FID	0.20 *	0.05	mg/L	03/20/97

ND = Not detected at or above the reporting limit
* = Value at or above reporting limit

LEVINE - FRICKE - RECON

SAMPLE ID: LF-20
 AEN LAB NO: 9703229-01D
 AEN WORK ORDER: 9703229
 CLIENT PROJ. ID: 3435.00.04

DATE SAMPLED: 03/18/97
 DATE RECEIVED: 03/18/97
 REPORT DATE: 03/31/97

ANALYTE	METHOD/ CAS#	RESULT	REPORTING LIMIT	UNITS	DATE ANALYZED
Volatile Organic Compounds	EPA 8240B				
Acetone	67-64-1	ND	100	ug/L	03/24/97
Benzene	71-43-2	ND	5	ug/L	03/24/97
Bromodichloromethane	75-27-4	ND	5	ug/L	03/24/97
Bromoform	75-25-2	ND	5	ug/L	03/24/97
Bromomethane	74-83-9	ND	10	ug/L	03/24/97
2-Butanone	78-93-3	ND	100	ug/L	03/24/97
Carbon Disulfide	75-15-0	ND	10	ug/L	03/24/97
Carbon Tetrachloride	56-23-5	ND	5	ug/L	03/24/97
Chlorobenzene	108-90-7	ND	5	ug/L	03/24/97
Chloroethane	75-00-3	ND	10	ug/L	03/24/97
2-Chloroethyl Vinyl Ether	110-75-8	ND	10	ug/L	03/24/97
Chloroform	67-66-3	ND	5	ug/L	03/24/97
Chloromethane	74-87-3	ND	10	ug/L	03/24/97
Dibromochloromethane	124-48-1	ND	5	ug/L	03/24/97
1,1-Dichloroethane	75-34-3	ND	5	ug/L	03/24/97
1,2-Dichloroethane	107-06-2	ND	5	ug/L	03/24/97
1,1-Dichloroethene	75-35-4	ND	5	ug/L	03/24/97
cis-1,2-Dichloroethene	156-59-2	ND	5	ug/L	03/24/97
trans-1,2-Dichloroethene	156-60-5	ND	5	ug/L	03/24/97
1,2-Dichloropropane	78-87-5	ND	5	ug/L	03/24/97
cis-1,3-Dichloropropene	10061-01-5	ND	5	ug/L	03/24/97
trans-1,3-Dichloropropene	10061-02-6	ND	5	ug/L	03/24/97
Ethylbenzene	100-41-4	ND	5	ug/L	03/24/97
2-Hexanone	591-78-6	ND	50	ug/L	03/24/97
Methylene Chloride	75-09-2	ND	10	ug/L	03/24/97
4-Methyl-2-pentanone	108-10-1	ND	50	ug/L	03/24/97
Styrene	100-42-5	ND	5	ug/L	03/24/97
1,1,2,2-Tetrachloroethane	79-34-5	ND	5	ug/L	03/24/97
Tetrachloroethene	127-18-4	ND	5	ug/L	03/24/97
Toluene	108-88-3	ND	5	ug/L	03/24/97
1,1,1-Trichloroethane	71-55-6	ND	5	ug/L	03/24/97
1,1,2-Trichloroethane	79-00-5	ND	5	ug/L	03/24/97
Trichloroethene	79-01-6	ND	5	ug/L	03/24/97
Vinyl Acetate	108-05-4	ND	50	ug/L	03/24/97
Vinyl Chloride	75-01-4	ND	10	ug/L	03/24/97
Xylenes, Total	1330-20-7	ND	10	ug/L	03/24/97

ND = Not detected at or above the reporting limit
 * = Value at or above reporting limit

LEVINE-FRICKE-RECON

SAMPLE ID: LF-20
AEN LAB NO: 9703229-01G
AEN WORK ORDER: 9703229
CLIENT PROJ. ID: 3435.00.04

DATE SAMPLED: 03/18/97
DATE RECEIVED: 03/18/97
REPORT DATE: 03/31/97

ANALYTE	METHOD/ CAS#	RESULT	REPORTING LIMIT	UNITS	DATE ANALYZED
#Extraction for TPH	EPA 3510	-		Extrn Date	03/25/97
TPH as Diesel	GC-FID	0.61 *	0.05	mg/L	03/26/97

ND = Not detected at or above the reporting limit
* = Value at or above reporting limit

LEVINE-FRICKE-RECON

SAMPLE ID: LF-20
 AEN LAB NO: 9703229-01I
 AEN WORK ORDER: 9703229
 CLIENT PROJ. ID: 3435.00.04

DATE SAMPLED: 03/18/97
 DATE RECEIVED: 03/18/97
 REPORT DATE: 03/31/97

ANALYTE	METHOD/ CAS#	RESULT	REPORTING LIMIT	UNITS	DATE ANALYZED
#Sample Filtration	0.45 um	-		Filtr Date	03/18/97
#Digestion, Metals by GFAA	EPA 3020	-		Prep Date	03/21/97
Arsenic	EPA 7060	0.11 *	0.002	mg/L	03/24/97

ND = Not detected at or above the reporting limit
 * = Value at or above reporting limit

LEVINE-FRICKE-RECON

SAMPLE ID: LF-23
AEN LAB NO: 9703229-02A
AEN WORK ORDER: 9703229
CLIENT PROJ. ID: 3435.00.04

DATE SAMPLED: 03/18/97
DATE RECEIVED: 03/18/97
REPORT DATE: 03/31/97

ANALYTE	METHOD/ CAS#	RESULT	REPORTING LIMIT	UNITS	DATE ANALYZED
TPH as Gas	5030/GC-FID	ND	0.05	mg/L	03/20/97

ND = Not detected at or above the reporting limit
* = Value at or above reporting limit

LEVINE-FRICKE-RECON

SAMPLE ID: LF-23
 AEN LAB NO: 9703229-02D
 AEN WORK ORDER: 9703229
 CLIENT PROJ. ID: 3435.00.04

DATE SAMPLED: 03/18/97
 DATE RECEIVED: 03/18/97
 REPORT DATE: 03/31/97

ANALYTE	METHOD/ CAS#	RESULT	REPORTING LIMIT	UNITS	DATE ANALYZED
Volatile Organic Compounds EPA 8240B					
Acetone	67-64-1	ND	100	ug/L	03/24/97
Benzene	71-43-2	10 *	5	ug/L	03/24/97
Bromodichloromethane	75-27-4	ND	5	ug/L	03/24/97
Bromoform	75-25-2	ND	5	ug/L	03/24/97
Bromomethane	74-83-9	ND	10	ug/L	03/24/97
2-Butanone	78-93-3	ND	100	ug/L	03/24/97
Carbon Disulfide	75-15-0	ND	10	ug/L	03/24/97
Carbon Tetrachloride	56-23-5	ND	5	ug/L	03/24/97
Chlorobenzene	108-90-7	ND	5	ug/L	03/24/97
Chloroethane	75-00-3	ND	10	ug/L	03/24/97
2-Chloroethyl Vinyl Ether	110-75-8	ND	10	ug/L	03/24/97
Chloroform	67-66-3	ND	5	ug/L	03/24/97
Chloromethane	74-87-3	ND	10	ug/L	03/24/97
Dibromochloromethane	124-48-1	ND	5	ug/L	03/24/97
1,1-Dichloroethane	75-34-3	ND	5	ug/L	03/24/97
1,2-Dichloroethane	107-06-2	ND	5	ug/L	03/24/97
1,1-Dichloroethene	75-35-4	ND	5	ug/L	03/24/97
cis-1,2-Dichloroethene	156-59-2	ND	5	ug/L	03/24/97
trans-1,2-Dichloroethene	156-60-5	ND	5	ug/L	03/24/97
1,2-Dichloropropane	78-87-5	ND	5	ug/L	03/24/97
cis-1,3-Dichloropropene	10061-01-5	ND	5	ug/L	03/24/97
trans-1,3-Dichloropropene	10061-02-6	ND	5	ug/L	03/24/97
Ethylbenzene	100-41-4	ND	5	ug/L	03/24/97
2-Hexanone	591-78-6	ND	50	ug/L	03/24/97
Methylene Chloride	75-09-2	ND	10	ug/L	03/24/97
4-Methyl-2-pentanone	108-10-1	ND	50	ug/L	03/24/97
Styrene	100-42-5	ND	5	ug/L	03/24/97
1,1,2,2-Tetrachloroethane	79-34-5	ND	5	ug/L	03/24/97
Tetrachloroethene	127-18-4	ND	5	ug/L	03/24/97
Toluene	108-88-3	ND	5	ug/L	03/24/97
1,1,1-Trichloroethane	71-55-6	ND	5	ug/L	03/24/97
1,1,2-Trichloroethane	79-00-5	ND	5	ug/L	03/24/97
Trichloroethene	79-01-6	ND	5	ug/L	03/24/97
Vinyl Acetate	108-05-4	ND	50	ug/L	03/24/97
Vinyl Chloride	75-01-4	ND	10	ug/L	03/24/97
Xylenes, Total	1330-20-7	ND	10	ug/L	03/24/97

ND = Not detected at or above the reporting limit

* = Value at or above reporting limit

LEVINE-FRICKE-RECON

SAMPLE ID: LF-23
AEN LAB NO: 9703229-02G
AEN WORK ORDER: 9703229
CLIENT PROJ. ID: 3435.00.04

DATE SAMPLED: 03/18/97
DATE RECEIVED: 03/18/97
REPORT DATE: 03/31/97

ANALYTE	METHOD/ CAS#	RESULT	REPORTING LIMIT	UNITS	DATE ANALYZED
#Extraction for TPH	EPA 3510	-		Extrn Date	03/25/97
TPH as Diesel	GC-FID	1.5 *	0.05	mg/L	03/27/97

ND = Not detected at or above the reporting limit
* = Value at or above reporting limit

LEVINE-FRICKE-RECON

SAMPLE ID: LF-23
AEN LAB NO: 9703229-02I
AEN WORK ORDER: 9703229
CLIENT PROJ. ID: 3435.00.04

DATE SAMPLED: 03/18/97
DATE RECEIVED: 03/18/97
REPORT DATE: 03/31/97

ANALYTE	METHOD/ CAS#	RESULT	REPORTING LIMIT	UNITS	DATE ANALYZED
#Sample Filtration	0.45 um	-		Filtr Date	03/18/97
#Digestion, Metals by GFAA	EPA 3020	-		Prep Date	03/21/97
Arsenic	EPA 7060	0.010 *	0.002	mg/L	03/24/97

ND = Not detected at or above the reporting limit

* = Value at or above reporting limit

LEVINE - FRICKE - RECON

SAMPLE ID: LF-24
AEN LAB NO: 9703229-03A
AEN WORK ORDER: 9703229
CLIENT PROJ. ID: 3435.00.04

DATE SAMPLED: 03/18/97
DATE RECEIVED: 03/18/97
REPORT DATE: 03/31/97

ANALYTE	METHOD/ CAS#	RESULT	REPORTING LIMIT	UNITS	DATE ANALYZED
TPH as Gas	5030/GC-FID	ND	0.05	mg/L	03/20/97

ND = Not detected at or above the reporting limit
* = Value at or above reporting limit

LEVINE-FRICKE-RECON

SAMPLE ID: LF-24
 AEN LAB NO: 9703229-03D
 AEN WORK ORDER: 9703229
 CLIENT PROJ. ID: 3435.00.04

DATE SAMPLED: 03/18/97
 DATE RECEIVED: 03/18/97
 REPORT DATE: 03/31/97

ANALYTE	METHOD/ CAS#	RESULT	REPORTING LIMIT	UNITS	DATE ANALYZED
Volatile Organic Compounds EPA 8240B					
Acetone	67-64-1	ND	100	ug/L	03/24/97
Benzene	71-43-2	ND	5	ug/L	03/24/97
Bromodichloromethane	75-27-4	ND	5	ug/L	03/24/97
Bromoform	75-25-2	ND	5	ug/L	03/24/97
Bromomethane	74-83-9	ND	10	ug/L	03/24/97
2-Butanone	78-93-3	ND	100	ug/L	03/24/97
Carbon Disulfide	75-15-0	ND	10	ug/L	03/24/97
Carbon Tetrachloride	56-23-5	ND	5	ug/L	03/24/97
Chlorobenzene	108-90-7	ND	5	ug/L	03/24/97
Chloroethane	75-00-3	ND	10	ug/L	03/24/97
2-Chloroethyl Vinyl Ether	110-75-8	ND	10	ug/L	03/24/97
Chloroform	67-66-3	ND	5	ug/L	03/24/97
Chloromethane	74-87-3	ND	10	ug/L	03/24/97
Dibromochloromethane	124-48-1	ND	5	ug/L	03/24/97
1,1-Dichloroethane	75-34-3	ND	5	ug/L	03/24/97
1,2-Dichloroethane	107-06-2	ND	5	ug/L	03/24/97
1,1-Dichloroethene	75-35-4	ND	5	ug/L	03/24/97
cis-1,2-Dichloroethene	156-59-2	ND	5	ug/L	03/24/97
trans-1,2-Dichloroethene	156-60-5	ND	5	ug/L	03/24/97
1,2-Dichloropropane	78-87-5	ND	5	ug/L	03/24/97
cis-1,3-Dichloropropene	10061-01-5	ND	5	ug/L	03/24/97
trans-1,3-Dichloropropene	10061-02-6	ND	5	ug/L	03/24/97
Ethylbenzene	100-41-4	ND	5	ug/L	03/24/97
2-Hexanone	591-78-6	ND	50	ug/L	03/24/97
Methylene Chloride	75-09-2	ND	10	ug/L	03/24/97
4-Methyl-2-pentanone	108-10-1	ND	50	ug/L	03/24/97
Styrene	100-42-5	ND	5	ug/L	03/24/97
1,1,2,2-Tetrachloroethane	79-34-5	ND	5	ug/L	03/24/97
Tetrachloroethene	127-18-4	ND	5	ug/L	03/24/97
Toluene	108-88-3	ND	5	ug/L	03/24/97
1,1,1-Trichloroethane	71-55-6	ND	5	ug/L	03/24/97
1,1,2-Trichloroethane	79-00-5	ND	5	ug/L	03/24/97
Trichloroethene	79-01-6	ND	5	ug/L	03/24/97
Vinyl Acetate	108-05-4	ND	50	ug/L	03/24/97
Vinyl Chloride	75-01-4	ND	10	ug/L	03/24/97
Xylenes, Total	1330-20-7	ND	10	ug/L	03/24/97

ND = Not detected at or above the reporting limit
 * = Value at or above reporting limit

LEVINE-FRICKE-RECON

SAMPLE ID: LF-24
AEN LAB NO: 9703229-03G
AEN WORK ORDER: 9703229
CLIENT PROJ. ID: 3435.00.04

DATE SAMPLED: 03/18/97
DATE RECEIVED: 03/18/97
REPORT DATE: 03/31/97

ANALYTE	METHOD/ CAS#	RESULT	REPORTING LIMIT	UNITS	DATE ANALYZED
#Extraction for TPH	EPA 3510	-		Extrn Date	03/25/97
TPH as Diesel	GC-FID	ND	0.05	mg/L	03/27/97

ND = Not detected at or above the reporting limit
* = Value at or above reporting limit

LEVINE-FRICKE-RECON

SAMPLE ID: LF-24
AEN LAB NO: 9703229-03I
AEN WORK ORDER: 9703229
CLIENT PROJ. ID: 3435.00.04

DATE SAMPLED: 03/18/97
DATE RECEIVED: 03/18/97
REPORT DATE: 03/31/97

ANALYTE	METHOD/ CAS#	RESULT	REPORTING LIMIT	UNITS	DATE ANALYZED
#Sample Filtration	0.45 um	-		Filtr Date	03/18/97
#Digestion, Metals by GFAA	EPA 3020	-		Prep Date	03/21/97
Arsenic	EPA 7060	0.006 *	0.002	mg/L	03/24/97

ND = Not detected at or above the reporting limit
* = Value at or above reporting limit

LEVINE-FRICKE-RECON

SAMPLE ID: LF-25
AEN LAB NO: 9703229-04A
AEN WORK ORDER: 9703229
CLIENT PROJ. ID: 3435.00.04

DATE SAMPLED: 03/18/97
DATE RECEIVED: 03/18/97
REPORT DATE: 03/31/97

ANALYTE	METHOD/ CAS#	RESULT	REPORTING LIMIT	UNITS	DATE ANALYZED
TPH as Gas	5030/GC-FID	ND	0.05	mg/L	03/20/97

ND = Not detected at or above the reporting limit
* = Value at or above reporting limit

LEVINE-FRICKE-RECON

SAMPLE ID: LF-2E
 AEN LAB NO: 9703229-04D
 AEN WORK ORDER: 9703229
 CLIENT PROJ. ID: 3435.00.04

DATE SAMPLED: 03/18/97
 DATE RECEIVED: 03/18/97
 REPORT DATE: 03/31/97

ANALYTE	METHOD/ CAS#	RESULT	REPORTING LIMIT	UNITS	DATE ANALYZED
Volatile Organic Compounds EPA 8240B					
Acetone	67-64-1	ND	100	ug/L	03/24/97
Benzene	71-43-2	ND	5	ug/L	03/24/97
Bromodichloromethane	75-27-4	ND	5	ug/L	03/24/97
Bromoform	75-25-2	ND	5	ug/L	03/24/97
Bromomethane	74-83-9	ND	10	ug/L	03/24/97
2-Butanone	78-93-3	ND	100	ug/L	03/24/97
Carbon Disulfide	75-15-0	ND	10	ug/L	03/24/97
Carbon Tetrachloride	56-23-5	ND	5	ug/L	03/24/97
Chlorobenzene	108-90-7	ND	5	ug/L	03/24/97
Chloroethane	75-00-3	ND	10	ug/L	03/24/97
2-Chloroethyl Vinyl Ether	110-75-8	ND	10	ug/L	03/24/97
Chloroform	67-66-3	ND	5	ug/L	03/24/97
Chloromethane	74-87-3	ND	10	ug/L	03/24/97
Dibromochloromethane	124-48-1	ND	5	ug/L	03/24/97
1,1-Dichloroethane	75-34-3	ND	5	ug/L	03/24/97
1,2-Dichloroethane	107-06-2	ND	5	ug/L	03/24/97
1,1-Dichloroethene	75-35-4	ND	5	ug/L	03/24/97
cis-1,2-Dichloroethene	156-59-2	ND	5	ug/L	03/24/97
trans-1,2-Dichloroethene	156-60-5	ND	5	ug/L	03/24/97
1,2-Dichloropropane	78-87-5	ND	5	ug/L	03/24/97
cis-1,3-Dichloropropene	10061-01-5	ND	5	ug/L	03/24/97
trans-1,3-Dichloropropene	10061-02-6	ND	5	ug/L	03/24/97
Ethylbenzene	100-41-4	ND	5	ug/L	03/24/97
2-Hexanone	591-78-6	ND	50	ug/L	03/24/97
Methylene Chloride	75-09-2	ND	10	ug/L	03/24/97
4-Methyl-2-pentanone	108-10-1	ND	50	ug/L	03/24/97
Styrene	100-42-5	ND	5	ug/L	03/24/97
1,1,2,2-Tetrachloroethane	79-34-5	ND	5	ug/L	03/24/97
Tetrachloroethene	127-18-4	ND	5	ug/L	03/24/97
Toluene	108-88-3	ND	5	ug/L	03/24/97
1,1,1-Trichloroethane	71-55-6	ND	5	ug/L	03/24/97
1,1,2-Trichloroethane	79-00-5	ND	5	ug/L	03/24/97
Trichloroethene	79-01-6	ND	5	ug/L	03/24/97
Vinyl Acetate	108-05-4	ND	50	ug/L	03/24/97
Vinyl Chloride	75-01-4	ND	10	ug/L	03/24/97
Xylenes, Total	1330-20-7	ND	10	ug/L	03/24/97

ND = Not detected at or above the reporting limit

* = Value at or above reporting limit

LEVINE-FRICKE-RECON

SAMPLE ID: LF-25
AEN LAB NO: 9703229-04G
AEN WORK ORDER: 9703229
CLIENT PROJ. ID: 3435.00.04

DATE SAMPLED: 03/18/97
DATE RECEIVED: 03/18/97
REPORT DATE: 03/31/97

ANALYTE	METHOD/ CAS#	RESULT	REPORTING LIMIT	UNITS	DATE ANALYZED
#Extraction for TPH	EPA 3510	-		Extrn Date	03/25/97
TPH as Diesel	GC-FID	0.11 *	0.05	mg/L	03/27/97

ND = Not detected at or above the reporting limit
* = Value at or above reporting limit

LEVINE-FRICKE-RECON

SAMPLE ID: LF-25
 AEN LAB NO: 9703229-04I
 AEN WORK ORDER: 9703229
 CLIENT PROJ. ID: 3435.00.04

DATE SAMPLED: 03/18/97
 DATE RECEIVED: 03/18/97
 REPORT DATE: 03/31/97

ANALYTE	METHOD/ CAS#	RESULT	REPORTING LIMIT	UNITS	DATE ANALYZED
#Sample Filtration	0.45 um	-		Filtr Date	03/18/97
#Digestion, Metals by GFAA	EPA 3020	-		Prep Date	03/21/97
Arsenic	EPA 7060	0.13 *	0.002	mg/L	03/24/97

ND = Not detected at or above the reporting limit
 * = Value at or above reporting limit

AEN (CALIFORNIA)
QUALITY CONTROL REPORT

AEN JOB NUMBER: 9703229

CLIENT PROJECT ID: 3435.00.04

Quality Control Summary

All laboratory quality control parameters were found to be within established limits.

Definitions

Laboratory Control Sample (LCS)/Method Spike(s): Control samples of known composition. LCS and Method Spike data are used to validate batch analytical results.

Matrix Spike(s): Aliquot of a sample (aqueous or solid) with added quantities of specific compounds and subjected to the entire analytical procedure. Matrix spike and matrix spike duplicate QC data are advisory.

Method Blank: An analytical control consisting of all reagents, internal standards, and surrogate standards carried through the entire analytical process. Used to monitor laboratory background and reagent contamination.

Not Detected (ND): Not detected at or above the reporting limit.

Relative Percent Difference (RPD): An indication of method precision based on duplicate analysis.

Reporting Limit (RL): The lowest concentration routinely determined during laboratory operations. The RL is generally 1 to 10 times the Method Detection Limit (MDL). Reporting limits are matrix, method, and analyte dependent and take into account any dilutions performed as part of the analysis.

Surrogates: Organic compounds which are similar to analytes of interest in chemical behavior, but are not found in environmental samples. Surrogates are added to all blanks, calibration and check standards, samples, and spiked samples. Surrogate recovery is monitored as an indication of acceptable sample preparation and instrumental performance.

D: Surrogates diluted out.

#: Indicates result outside of established laboratory QC limits.

QUALITY CONTROL DATA
METHOD: EPA 3510 GCFID

AEN JOB NO: 9703229
AEN LAB NO: 0325-BLANK
DATE EXTRACTED: 03/25/97
DATE ANALYZED: 03/26/97
INSTRUMENT: C
MATRIX: WATER

Method Blank

Analyte	Result (mg/L)	Reporting Limit (mg/L)
Diesel	ND	0.05

QUALITY CONTROL DATA

METHOD: EPA 3510 GCFID

AEN JOB NO: 9703229
 DATE(S) EXTRACTED: 03/25/97
 INSTRUMENT: C
 MATRIX: WATER

Surrogate Standard Recovery Summary

Date Analyzed	Client Id.	Lab Id.	Percent Recovery n-Pentacosane
03/26/97	LF-20	01	86
03/27/97	LF-23	02	99
03/27/97	LF-24	03	89
03/27/97	LF-25	04	97
QC Limits:			65-125

DATE EXTRACTED: 03/25/97
 DATE ANALYZED: 03/26/97
 SAMPLE SPIKED: 9702229-05
 INSTRUMENT: C

Matrix Spike Recovery Summary

Analyte	Spike Added (mg/L)	Percent Recovery	RPD	QC Limits	
				Percent Recovery	RPD
Diesel	4.00	92	2	60-110	15

QUALITY CONTROL DATA

METHOD: EPA 8020, 5030 GCFID

AEN JOB NO: 9703229
AEN LAB NO: 0320-BLANK
DATE ANALYZED: 03/20/97
INSTRUMENT: E
MATRIX: WATER

Method Blank

	CAS #	Result (mg/L)	Reporting Limit (mg/L)
HCs as Gasoline		ND	0.05

QUALITY CONTROL DATA

METHOD: EPA 8020, 5030 GCFID

AEN JOB NO: 9703229
 INSTRUMENT: E
 MATRIX: WATER

Surrogate Standard Recovery Summary

Date Analyzed	Client Id.	Lab Id.	Percent Recovery	
			Fluorobenzene	
03/20/97	LF-20	01	100	
03/20/97	LF-23	02	99	
03/20/97	LF-24	03	101	
03/20/97	LF-25	04	101	
QC Limits:			70-130	

DATE ANALYZED: 03/19/97
 SAMPLE SPIKED: 9703207-05
 INSTRUMENT: E

Matrix Spike Recovery Summary

Analyte	Spike Added (ug/L)	Percent Recovery	RPD	QC Limits	
				Percent Recovery	RPD
Hydrocarbons as Gasoline	500	94	1	66-117	19

QUALITY CONTROL DATA

METHOD: EPA 8240

AEN JOB NO: 9703229
 AEN LAB NO: 0324-BLANK
 DATE ANALYZED: 03/24/97
 INSTRUMENT: 12
 MATRIX: WATER

Method Blank

Analyte	CAS #	Result (ug/L)	Reporting Limit (ug/L)
Acetone	67-64-1	ND	100
Benzene	71-43-2	ND	5
Bromodichloromethane	75-27-4	ND	5
Bromoform	75-25-2	ND	5
Bromomethane	74-83-9	ND	10
2-Butanone	78-93-3	ND	100
Carbon Disulfide	75-15-0	ND	10
Carbon Tetrachloride	56-23-5	ND	5
Chlorobenzene	108-90-7	ND	5
Chloroethane	75-00-3	ND	10
2-Chloroethyl Vinyl Ether	110-75-8	ND	10
Chloroform	67-66-3	ND	5
Chloromethane	74-87-3	ND	10
Dibromochloromethane	124-48-1	ND	5
1,1-Dichloroethane	75-34-3	ND	5
1,2-Dichloroethane	107-06-2	ND	5
1,1-Dichloroethene	75-35-4	ND	5
cis-1,2-Dichloroethene	156-59-2	ND	5
trans-1,2-Dichloroethene	156-60-5	ND	5
1,2-Dichloropropane	78-87-5	ND	5
cis-1,3-Dichloropropene	10061-01-5	ND	5
trans-1,3-Dichloropropene	10061-02-6	ND	5
Ethylbenzene	100-41-4	ND	5
2-Hexanone	591-78-6	ND	50
Methylene Chloride	75-09-2	ND	20
4-Methyl-2-pentanone	108-10-1	ND	50
Styrene	100-42-5	ND	5
1,1,2,2-Tetrachloroethane	79-34-5	ND	5
Tetrachloroethene	127-18-4	ND	5
Toluene	108-88-3	ND	5
1,1,1-Trichloroethane	71-55-6	ND	5
1,1,2-Trichloroethane	79-00-5	ND	5
Trichloroethene	79-01-6	ND	5
Vinyl Acetate	108-05-4	ND	50
Vinyl Chloride	75-01-4	ND	10
Xylenes, Total	1330-20-7	ND	10

QUALITY CONTROL DATA

METHOD: EPA 8240

AEN JOB NO: 9703229
 INSTRUMENT: 12
 MATRIX: WATER

Surrogate Standard Recovery Summary

Date Analyzed	Client Id.	Lab Id.	Percent Recovery		
			1,2-Dichloroethane-d ₄	Toluene-d ₈	p-Bromofluorobenzene
03/24/97	LF-20	01	100	108	98
03/24/97	LF-23	02	105	101	101
03/24/97	LF-24	03	110	102	100
03/24/97	LF-25	04	115	103	105
QC Limits:			75-129	81-111	78-131

DATE ANALYZED: 03/18/97
 SAMPLE SPIKED: 9703166-01
 INSTRUMENT: 12

Matrix Spike Recovery Summary

Analyte	Spike Added (ug/L)	Percent Recovery	RPD	QC Limits	
				Percent Recovery	RPD
1,1-Dichloroethene	50	113	1	77-137	25
Trichloroethene	50	102	<1	89-142	25
Benzene	50	103	<1	83-121	25
Toluene	50	108	1	81-121	25
Chlorobenzene	50	115	2	88-124	25

QUALITY CONTROL DATA

AEN JOB NO: 9703229
SAMPLE SPIKED: DI WATER
DATE(S) ANALYZED: 03/24/97
MATRIX: WATER

Method Blank and Spike Recovery Summary

Analyte	Inst./ Method	Blank Result (mg/L)	Spike Added (mg/L)	Percent Recovery	RPD	QC Limits	
						Percent Recovery	RPD
As, Arsenic	4000/7060	ND	0.04	103	2	82-140	13

*** END OF REPORT ***

CHAIN OF CUSTODY / ANALYSES REQUEST FORM

9703229

Project No.: 3435-00.04	Project Location: Emeryville, CA	Date: 3/18/97	Serial No.: N ^o 1899
Project Name: Shetwin Williams	Field Logbook No.:		

Sampler (Signature): *Jeffrey Rodriguez* ANALYSES Samplers: *JWR*

SAMPLE NO.	DATE	TIME	LAB SAMPLE NO.	NO. OF CONTAINERS	SAMPLE TYPE	ANALYSES										REMARKS	
						TPH _g	EPA 8240	TPH _L	DBP _g	AS _g	HOLD	RUSH					
Trip Blank	3/18/97	9:00		2	H ₂ O	X											STD TAT
LF-11-FB		8:30		7		X	X										Filter dissolved As in Lab
LF-11		9:00		9		X	X	X	X								
LF-111		10:00		9		X	X	X	X								Results to Kanton Gee
LF-21		9:35		9		X	X	X	X								
LF-20		10:15	01A-I	9		X	X	X	X								
LF-23		11:00	02A-I	9		X	X	X	X								
LF-24		11:40	03A-I	9		X	X	X	X								
LF-25		12:20	04A-I	9		X	X	X	X								

RELINQUISHED BY: (Signature) <i>Jeffrey Rodriguez</i>	DATE 3/18/97	TIME 12:10	RECEIVED BY: (Signature) <i>Michael E. Kanton</i>	DATE 3/18/97	TIME 12:10
RELINQUISHED BY: (Signature) <i>Michael E. Kanton</i>	DATE 3/18/97	TIME 12:50	RECEIVED BY: (Signature) <i>Lucina Polkhorst</i>	DATE 3/18/97	TIME 18:40
RELINQUISHED BY: (Signature)	DATE	TIME	RECEIVED BY: (Signature)	DATE	TIME

METHOD OF SHIPMENT:	DATE	TIME	LAB COMMENTS:
---------------------	------	------	---------------

Sample Collector: LEVINE•FRICKE•RECON 1900 Powell Street, 12th Floor Emeryville, California 94608-1827 (510) 652-4500	Analytical Laboratory: <i>AEN</i>
--	-----------------------------------

AMERICAN ENVIRONMENTAL NETWORK (AEN)
3440 VINCENT ROAD
PLEASANT HILL, CA 94523

FAX TRANSMISSION COVER

AEN FAX NO. (510) 930-0256

AEN PH NO. (510) 930-9090

DATE: 04/24/97

OF PAGES (Including cover) 10

REPLY REQUESTED? NO YES URGENT FAX / PHONE REPLY FYI

TO: Kenton Gee
Lewine - Fricke - Keen

FROM: CLIENT SERVICES

AEN PROJ NO: 9704190

CLIENT PROJ ID: 3435.00.04

- FINAL RESULTS
- PARTIAL RESULTS
- PRELIMINARY RESULTS - subject to change pending further review and/or laboratory analysis

CHAIN OF CUSTODY / ANALYSES REQUEST FORM

9704190

Project No.: 3435.00.04	Project Location: Emeryville, CA	Date: 4/15/97	Serial No.: No 1909
Project Name: Sherwin Williams	Field Logbook No.:		

Sampler (Signature): *John M. Rodger* ANALYSES Samplers: *JMR*

SAMPLE NO.	DATE	TIME	LAB SAMPLE NO.	NO. OF CONTAINERS	SAMPLE TYPE	ANALYSES				HOLD	RUSH	REMARKS
						TPH ₅	EPA 924b	TPH ₄	Dissolved AS			
EX-3	4/15/97	14:15	O1A-I	9	H ₂ O	X	X	X	X			STD TAT
EX-2	↓	14:30	O2A-I	9	↓	X	X	X	X			Filter dissolved AS
EX-1	↓	15:00	O3A-I	9	↓	X	X	X	X			in 1AS
												Results to Kanton Gee

RELINQUISHED BY (Signature): <i>John M. Rodger</i>	DATE: 4/15/97	TIME: 16:44	RECEIVED BY (Signature): <i>Rich Gilmore</i>	DATE: 4-15-97	TIME: 16:44
RELINQUISHED BY (Signature): <i>Rich Gilmore</i>	DATE: 4-15-97	TIME: 18:00	RECEIVED BY (Signature): <i>Jurena Poth</i>	DATE: 4-15-97	TIME: 18:15
RELINQUISHED BY (Signature):	DATE:	TIME:	RECEIVED BY (Signature):	DATE:	TIME:

METHOD OF SHIPMENT:	DATE:	TIME:	LAB COMMENTS:
Sample Collector: LEVINE*FRICKE*RECON 1900 Powell Street, 12th Floor Emeryville, California 94608-1827 (510) 652-4500	Analytical Laboratory: AEN		

AEN Job No: 9704190

Client Project ID: 3435.00.04

Project Footnotes

The following footnotes apply to the indicated project samples and will appear on the final report (except as noted):

Client IDs	AEN IDs	Test	Footnotes
	<u>2,3</u>	<u>3510 GC-FID</u>	<u>10</u>

Footnotes

01: Reporting limits (RLs) elevated due to matrix interference.

02: RL(s) elevated for _____ due to hydrocarbon interference

03: RL(s) elevated for _____ due to hydrocarbon interference in the _____ range.

04: RL(s) elevated due to high levels of target compounds. Sample(s) run at dilution.

05: RL(s) elevated due to high levels of non-target compounds. Sample(s) run at dilution.

06: RL(s) elevated for _____ due to background contamination.

07: Duplicate analysis showed surrogate recoveries outside of QC limits. Results are estimated concentrations.

08: Due to an apparent matrix effect, it was necessary to dilute sample(s) to achieve adequate surrogate recoveries. RL(s) have been adjusted accordingly.

09: Sample showed non-target compounds. (Will not appear on report unless requested by client).

10: Non-typical DIESEL pattern observed. (Will not appear on report unless requested by client).
(MINERAL SPIRIT / KEROSENE RANGE INCLUDED)

* _____

** _____

The following information will not appear on the final report unless requested:

If you have any questions, please contact Client Services at (510) 930-9090. Thank you!

Revision: July 18, 1995

AEN Job No: 9704190

Client Project ID: 3435.00.04

Project Footnotes

The following footnotes apply to the indicated project samples and will appear on the final report (except as noted):

Client IDs	AEN IDs	Test	Footnotes
	02, 03	8240 W	04

Footnotes

- 01: Reporting limits (RLs) elevated due to matrix interference.
- 02: RL(s) elevated for _____ due to hydrocarbon interference.
- 03: RL(s) elevated for _____ due to hydrocarbon interference in the _____ range.
- 04: RL(s) elevated due to high levels of target compounds. Sample(s) run at dilution.
- 05: RL(s) elevated due to high levels of non-target compounds. Sample(s) run at dilution.
- 06: RL(s) elevated for _____ due to background contamination.
- 07: Duplicate analysis showed surrogate recoveries outside of QC limits. Results are estimated concentrations.
- 08: Due to an apparent matrix effect, it was necessary to dilute sample(s) to achieve adequate surrogate recoveries. RL(s) have been adjusted accordingly.
- 09: Sample showed non-target compounds. (Will not appear on report unless requested by client).
- 10: Non-typical _____ pattern observed. (Will not appear on report unless requested by client).

* _____

** _____

The following information will not appear on the final report unless requested:

If you have any questions, please contact Client Services at (510) 930-9090. *Thank you!*

Revision: July 18, 1995

PAGE 2

LEVINE-FRICKE-RECON

SAMPLE ID: EX-3
 AEN LAB NO: 9704190.01
 AEN WORK ORDER: 9704190
 CLIENT PROJ. ID: 3435.00.04

DATE SAMPLED: 04/15/97
 DATE RECEIVED: 04/15/97
 REPORT DATE: 04/24/97

ANALYTE	METHOD/ CAS#	RESULT	REPORTING LIMIT	UNITS	DATE ANALYZED
#Sample Filtration	0.45 um	-		Filtr Date	04/15/97
TPH as Gas	5030/GC-FID	ND	0.05 mg/L		04/21/97
#Extraction for TPH	EPA 3510	-		Extrn Date	04/21/97
TPH as Diesel	GC-FID	0.09 *	0.05 mg/L		04/24/97
#Digestion, Metals by GFAA	EPA 3020	-		Prep Date	04/17/97
Arsenic	EPA 7060	220 *	2 mg/L		04/27/97
Volatile Organic Compounds	EPA 8240B				
Acetone	67-64-1	ND	100 ug/L		04/17/97
Benzene	71-43-2	ND	5 ug/L		04/17/97
Bromodichloromethane	75-27-4	ND	5 ug/L		04/17/97
Bromoform	75-25-2	ND	5 ug/L		04/17/97
Bromomethane	74-83-9	ND	10 ug/L		04/17/97
2-Butanone	78-93-3	ND	100 ug/L		04/17/97
Carbon Disulfide	75-15-0	ND	10 ug/L		04/17/97
Carbon Tetrachloride	56-23-5	ND	5 ug/L		04/17/97
Chlorobenzene	108-90-7	ND	5 ug/L		04/17/97
Chloroethane	75-00-3	ND	10 ug/L		04/17/97
2-Chloroethyl Vinyl Ether	110-75-8	ND	10 ug/L		04/17/97
Chloroform	67-66-3	ND	5 ug/L		04/17/97
Chloromethane	74-87-3	ND	10 ug/L		04/17/97
Dibromochloromethane	124-48-1	ND	5 ug/L		04/17/97
1,1-Dichloroethane	75-34-3	ND	5 ug/L		04/17/97
1,2-Dichloroethane	107-06-2	ND	5 ug/L		04/17/97
1,1-Dichloroethene	75-35-4	ND	5 ug/L		04/17/97
cis-1,2-Dichloroethene	156-59-2	ND	5 ug/L		04/17/97
trans-1,2-Dichloroethene	156-60-5	ND	5 ug/L		04/17/97
1,2-Dichloropropane	78-87-5	ND	5 ug/L		04/17/97
cis-1,3-Dichloropropene	10061-01-5	ND	5 ug/L		04/17/97
trans-1,3-Dichloropropene	10061-02-6	ND	5 ug/L		04/17/97
Ethylbenzene	100-41-4	ND	5 ug/L		04/17/97
2-Hexanone	591-78-6	ND	50 ug/L		04/17/97
Methylene Chloride	75-09-2	ND	10 ug/L		04/17/97
4-Methyl-2-pentanone	108-10-1	ND	50 ug/L		04/17/97
Styrene	100-42-5	ND	5 ug/L		04/17/97
1,1,2,2-Tetrachloroethane	79-34-5	ND	5 ug/L		04/17/97
Tetrachloroethene	127-18-4	ND	5 ug/L		04/17/97

LEVINE-FRICKE-RECON

SAMPLE ID: EX-3
AEN LAB NO: 9704190-01
AEN WORK ORDER: 9704190
CLIENT PROJ. ID: 3435.00.04

DATE SAMPLED: 04/15/97
DATE RECEIVED: 04/15/97
REPORT DATE: 04/24/97

ANALYTE	METHOD/ CAS#	RESULT	REPORTING LIMIT	UNITS	DATE ANALYZED
Toluene	108-88-3	ND	5	ug/l	04/17/97
1,1,1-Trichloroethane	71-55-6	ND	5	ug/L	04/17/97
1,1,2-Trichloroethane	79-00-5	ND	5	ug/L	04/17/97
Trichloroethene	79-01-6	ND	5	ug/L	04/17/97
Vinyl Acetate	108-05-4	ND	50	ug/L	04/17/97
Vinyl Chloride	75-01-4	ND	10	ug/L	04/17/97
Xylenes, Total	1330-20-7	ND	10	ug/L	04/17/97

ND = Not detected at or above the reporting limit
* = Value at or above reporting limit

LEVINE - FRICKE - RECON

SAMPLE ID: EX-2
 AEN LAB NO: 9704190-02
 AEN WORK ORDER: 9704190
 CLIENT PROJ. ID: 3435.00.04

DATE SAMPLED: 04/15/97
 DATE RECEIVED: 04/15/97
 REPORT DATE: 04/24/97

ANALYTE	METHOD/ CAS#	RESULT	REPORTING LIMIT	UNITS	DATE ANALYZED
#Sample Filtration	0.45 um	-		Filtr Date	04/15/97
TPH as Gas	5030/GC-FID	47 *	3 mg/L		04/18/97
#Extraction for TPH	EPA 3510	-		Extrn Date	04/21/97
TPH as Diesel	GC-FID	0.72 *	0.05 mg/l		04/24/97
#Digestion, Metals by GFAA	EPA 3020	-		Prep Date	04/17/97
Arsenic	EPA 7060	44 *	2 mg/L		04/22/97
Volatile Organic Compounds	EPA 8240B				
Acetone	67-64-1	ND	50000 ug/L		04/18/97
Benzene	71-43-2	ND	3000 ug/L		04/18/97
Bromodichloromethane	75-27-4	ND	3000 ug/L		04/18/97
Bromoform	75-25-2	ND	3000 ug/L		04/18/97
Bromomethane	74-83-9	ND	5000 ug/L		04/18/97
2-Butanone	78-93-3	ND	50000 ug/L		04/18/97
Carbon Disulfide	75-15-0	ND	5000 ug/L		04/18/97
Carbon Tetrachloride	56-23-5	ND	3000 ug/L		04/18/97
Chlorobenzene	108-90-7	ND	3000 ug/L		04/18/97
Chloroethane	75-00-3	ND	5000 ug/L		04/18/97
2-Chloroethyl Vinyl Ether	110-75-8	ND	5000 ug/L		04/18/97
Chloroform	67-66-3	ND	3000 ug/L		04/18/97
Chloromethane	74 87 3	ND	5000 ug/L		04/18/97
Dibromochloromethane	124-48-1	ND	3000 ug/L		04/18/97
1,1-Dichloroethane	75-34-3	ND	3000 ug/L		04/18/97
1,2-Dichloroethane	107-06-2	ND	3000 ug/L		04/18/97
1,1-Dichloroethene	75-35-4	ND	3000 ug/L		04/18/97
cis-1,2-Dichloroethene	156-59-2	ND	3000 ug/L		04/18/97
trans-1,2-Dichloroethene	156-60-5	ND	3000 ug/L		04/18/97
1,2-Dichloropropane	78-87 5	ND	3000 ug/L		04/18/97
cis-1,3-Dichloropropene	10061-01-5	ND	3000 ug/L		04/18/97
trans-1,3-Dichloropropene	10061-02-6	ND	3000 ug/L		04/18/97
Ethylbenzene	100-41-4	ND	3000 ug/L		04/18/97
2-Hexanone	591-78-6	ND	30000 ug/L		04/18/97
Methylene Chloride	75-09-2	ND	5000 ug/L		04/18/97
4-Methyl-2-pentanone	108-10-1	ND	30000 ug/L		04/18/97
Styrene	100-42-5	ND	3000 ug/L		04/18/97
1,1,2,2-Tetrachloroethane	79-34-5	ND	3000 ug/L		04/18/97
Tetrachloroethene	12/-18-4	ND	3000 ug/L		04/18/97

LEVINE-FRICKE-RECON

SAMPLE ID: EX-2
AEN LAB NO: 9704190-02
AEN WORK ORDER: 9704190
CLIENT PROJ. ID: 3435.00.04

DATE SAMPLED: 04/15/97
DATE RECEIVED: 04/15/97
REPORT DATE: 04/24/97

ANALYTE	METHOD/ CAS#	RESULT	REPORTING LIMIT	UNITS	DATE ANALYZED
Toluene	108-88-3	26.000 *	3000	ug/L	04/18/97
1,1,1-Trichloroethane	71-55-6	ND	3000	ug/L	04/18/97
1,1,2-Trichloroethane	79-00-5	ND	3000	ug/L	04/18/97
Trichloroethene	79-01-6	ND	3000	ug/L	04/18/97
Vinyl Acetate	108-06-4	ND	30000	ug/L	04/18/97
Vinyl Chloride	75-01-4	ND	5000	ug/L	04/18/97
Xylenes, Total	1330-20-7	10.000 *	5000	ug/L	04/18/97

ND = Not detected at or above the reporting limit

* = Value at or above reporting limit

LEVINE - FRICKE - RECON

SAMPLE ID: EX-1
 AEN LAB NO: 9704190-03
 AEN WORK ORDER: 9704190
 CLIENT PROJ. ID: 3135.00.04

DATE SAMPLED: 04/15/97
 DATE RECEIVED: 04/15/97
 REPORT DATE: 04/24/97

ANALYTE	METHOD/ CAS#	RESULT	REPORTING LIMIT	UNITS	DATE ANALYZED
#Sample Filtration	0.45 um	-		Filtr Date	04/15/97
TPH as Gas	5030/GC-FID	7.1 *	0.5 mg/L		04/18/97
#Extraction for TPH	EPA 3510	-		Extrn Date	04/21/97
TPH as Diesel	GC-FID	0.99 *	0.05 mg/L		04/24/97
#Digestion, Metals by GFAA	EPA 3020	-		Prep Date	04/17/97
Arsenic	EPA 7060	0.072 *	0.002 mg/l		04/22/97
Volatile Organic Compounds	EPA 8240B				
Acetone	67-64-1	ND	10000 ug/L		04/18/97
Benzene	71-43-2	ND	500 ug/L		04/18/97
Bromodichloromethane	75-27-4	ND	500 ug/L		04/18/97
Bromoform	75-25-2	ND	500 ug/L		04/18/97
Bromomethane	74-83-9	ND	1000 ug/L		04/18/97
2-Butanone	78-93-3	ND	10000 ug/L		04/18/97
Carbon Disulfide	75-15-0	ND	1000 ug/L		04/18/97
Carbon tetrachloride	56-23-5	ND	500 ug/L		04/18/97
Chlorobenzene	108-90-7	ND	500 ug/L		04/18/97
Chloroethane	75-00-3	ND	1000 ug/L		04/18/97
2-Chloroethyl Vinyl Ether	110-75-8	ND	1000 ug/L		04/18/97
Chloroform	67-66-3	ND	500 ug/L		04/18/97
Chloromethane	74-87-3	ND	1000 ug/L		04/18/97
Dibromochloromethane	124-48-1	ND	500 ug/L		04/18/97
1,1-Dichloroethane	75-34-3	ND	500 ug/L		04/18/97
1,2-Dichloroethane	107-06-2	ND	500 ug/L		04/18/97
1,1-Dichloroethene	75-35-4	ND	500 ug/L		04/18/97
cis-1,2-Dichloroethene	156-59-2	ND	500 ug/L		04/18/97
trans-1,2-Dichloroethene	156-60-5	ND	500 ug/l		04/18/97
1,2-Dichloropropane	78 87 5	ND	500 ug/L		04/18/97
cis-1,3-Dichloropropene	10061-01-5	ND	500 ug/L		04/18/97
trans-1,3-Dichloropropene	10061-02-6	ND	500 ug/L		04/18/97
Ethylbenzene	100-41-4	ND	500 ug/L		04/18/97
2-Hexanone	591-78-6	ND	5000 ug/L		04/18/97
Methylene Chloride	75-09-2	ND	1000 ug/L		04/18/97
4-Methyl-2-pentanone	108-10-1	ND	5000 ug/l		04/18/97
Styrene	100-42-5	ND	500 ug/L		04/18/97
1,1,2,2-Tetrachloroethane	79-34-5	ND	500 ug/L		04/18/97
Tetrachloroethene	127-18-4	ND	500 ug/L		04/18/97

LEVINE-FRICKE-RECON

SAMPLE ID: EX-1
AEN LAB NO: 9704190.03
AEN WORK ORDER: 9704190
CLIENT PROJ. ID: 3435.00.04

DATE SAMPLED: 04/15/97
DATE RECEIVED: 04/15/97
REPORT DATE: 04/24/97

ANALYTE	METHOD/ CAS#	RESULT	REPORTING LIMIT	UNITS	DATE ANALYZED
Toluene	108-88-3	3.200 *	500	ug/L	04/18/97
1,1,1-Trichloroethane	71-55-6	ND	500	ug/L	04/18/97
1,1,2-Trichloroethane	79-00-5	ND	500	ug/L	04/18/97
Trichloroethene	79-01-6	ND	500	ug/L	04/18/97
Vinyl Acetate	108-05-4	ND	5000	ug/L	04/18/97
Vinyl Chloride	75-01-4	ND	1000	ug/L	04/18/97
Xylenes, total	1330-20-7	2.200 *	1000	ug/L	04/18/97

ND = Not detected at or above the reporting limit
* = Value at or above reporting limit