

ALCO  
HAZMAT  
93 DEC -9 AM 9:53

---

**QUARTERLY GROUNDWATER MONITORING REPORT  
LAGUNA OAKS SITE  
FOOTHILL BOULEVARD  
PLEASANTON, CALIFORNIA  
FOR HOME SAVINGS OF AMERICA**

**DAMES & MOORE JOB NO. 14943-077-015  
DECEMBER 9, 1993**

---

 **DAMES & MOORE**



911 WILSHIRE BOULEVARD, SUITE 700, LOS ANGELES, CALIFORNIA 90017  
(213) 683-1560 TELEX: 315528 FAX: (213) 628-0015 TWX: 910-321-4299

December 9, 1993

Home Savings of America  
4900 Rivergrade Road  
Irwindale, California 91706

Attention: Mr. Gilbert Swe  
Senior Vice President

Gentlemen:

Quarterly Groundwater Monitoring Report  
Laguna Oaks Site  
Foothill Boulevard  
Pleasanton, California  
For Home Savings of America  
Dames & Moore Job No. 14943-077-015

## 1.0 INTRODUCTION

Presented in this report are the results of October 1993 quarterly groundwater monitoring at the Laguna Oaks site located on Foothill Boulevard, Pleasanton, California (Plate 1). The groundwater monitoring was performed to comply with the requirements set forth by the Alameda County Health Care Services Agency (ACHCSA) for obtaining a regulatory site closure by Home Savings of America (HSA).

The groundwater monitoring reported herein was conducted to evaluate current groundwater conditions and to assess if groundwater conditions at the site have changed since the previous groundwater monitoring performed in May and June of 1993 by Dames & Moore (Dames & Moore Report dated August 3, 1993).

## 2.0 GROUNDWATER MONITORING

On October 28, 1993, groundwater elevations were measured in the four monitoring wells (MW-4, MW-7, MW-8 and MW-9) (see Plate 2) present on the site. Subsequent to gauging, the wells were purged and groundwater samples were collected for analysis. During the purging of the wells, field parameters including pH, temperature and electrical conductivity were periodically measured and recorded. Measurements of field parameters and groundwater elevations are summarized in Tables 1 and 2, respectively. Purging and sampling was performed in accordance with the standard procedures employed by Dames & Moore during the earlier monitoring events at the site. A duplicate sample (labeled MW-10) was collected from monitoring well MW-7 for quality control analysis, and a trip blank was included with the groundwater samples to detect the introduction of contaminants to the samples during transportation from the field to the laboratory. The samples and complete chain-of-custody records were shipped to Dames & Moore Laboratories, (a Cal-EPA certified analytical laboratory) for analysis. A copy of the completed chain-of-custody record is attached with the laboratory report in Appendix A.

The four groundwater samples, one duplicate sample and a trip blank submitted to the laboratory were analyzed for Halogenated Volatile Organic Compounds (HVOCs) by EPA Method 8010 and Aromatic Hydrocarbons which included benzene, toluene, ethylbenzene, and xylenes (BTEX) by EPA Method 8020. Previous and current groundwater analytical results are summarized in Table 2, and copies of the current laboratory report are provided in Appendix A.

## 3.0 SUMMARY OF ANALYTICAL RESULTS

The groundwater samples including one duplicate sample were collected and analyzed from the four on-site existing monitoring wells in accordance with the quarterly monitoring program established for the site. Groundwater samples were analyzed for BTEX compounds and HVOCs. The results of the analytical testing as summarized in Table 2

Home Savings of America  
December 9, 1993  
Page 3

indicate that BTEX compounds and HVOCs were not detected in any of the groundwater samples above the laboratory reporting limits of 0.5 to 1.0 micrograms per liter (ug/L). Similarly, no BTEX compounds or HVOCs were detected in the analyzed trip blank. The current results remain unchanged from the previous analytical results from May, 1993 (see Table 2). The complete results of current analyses as received from the laboratory are contained in Appendix A which includes method detection limits, QA/QC information and sample chain-of-custody record.

#### 4.0 CONCLUSIONS

Petroleum hydrocarbons (in terms of BTEX compounds) and halogenated volatile organic compounds (HVOCs) were not detected in the analyzed groundwater samples from any of the four existing monitoring wells. In summary, current analytical data indicate that no BTEX or HVOC contamination was detected in the upgradient well MW-4 or intermediate well MW-7. Further, such contamination was also not detected in the downgradient wells MW-8 and MW-9. This report completes our first of the three additional rounds of the quarterly groundwater monitoring at the site in accordance with the requirements of the ACHCHA. Groundwater conditions will continue to be monitored for two more rounds and reported quarterly.


-000-

Home Savings of America  
December 9, 1993  
Page 4


We trust this monitoring report satisfies your current requirements. If you have any questions or require additional information, please do not hesitate to contact us.

Respectfully Submitted,

DAMES & MOORE



Arshud Mahmood, Ph.D., P.E.  
Managing Principal



Tanweer Shah  
Project Manager

Attachments:

Table 1 - Summary of Field Measurements

Table 2 - Summary of Analytical Results

Plate 1 - Site Vicinity Map

Plate 2 - Site Plot Plan

Appendix A - Laboratory Results & Chain-of-Custody

TABLE 1

SUMMARY OF FIELD MEASUREMENTS  
QUARTERLY GROUNDWATER MONITORING  
LAGUNA OAKS SITE  
PLEASANTON, CALIFORNIA  
OCTOBER 1993

Well No.	Temperature (°F)	pH	Specific Conductivity ( $\mu$ mhos/cm)
MW-4	64.4	7.64	909
MW-7	65.5	7.24	880
MW-8	69.8	7.80	940
MW-9	64.0	7.60	772

NOTE: Measurements indicate stabilized groundwater conditions following well purging and prior to sample collection.

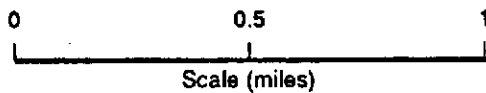
**TABLE 2**  
**ANALYTICAL RESULTS**  
**SUMMARY OF QUARTERLY GROUNDWATER MONITORING**  
**LAGUNA OAKS SITE**  
**PLEASANTON, CALIFORNIA**  
**OCTOBER 1993**

Well No.	Date Sampled	EPA Method 8020	EPA Method 8010	Groundwater Elevation (feet above MSL)
		BTEX ( $\mu\text{g/L}$ )	HVOC ( $\mu\text{g/L}$ )	
MW-4	7/92	ND	ND	372.50
	11/92	ND	ND	369.29
	5/93	ND	ND	380.90
	10/93	ND	ND	372.86
MW-7	5/93	ND	ND	370.00
	10/93	ND	ND	366.76
MW-8	5/93	ND	ND	365.37
	10/93	ND	ND	364.05
MW-9	5/93	ND	ND	367.30
	10/93	ND	ND	365.68
Duplicate	5/93(MW-7)	ND	ND	-
	10/93(MW-7)	ND	ND	-
Trip Blank	7/92	ND	ND	-
	5/93	ND	ND	-
	10/93	ND	ND	-
Field Blank	7/92	ND	ND	-
	10/92	ND	ND	-
Detection Limit	-	0.5	0.5 - 1.0	-

NOTES:      ND      -      Implies Constituent not detected  
               BTEX    -      Benzene, Toluene, Ethylbenzene and Xylenes  
                $\mu\text{g/L}$    -      Micrograms per liter  
               HVOC    -      Halogenated Volatile Organic Compounds  
               MSL     -      Mean Sea Level

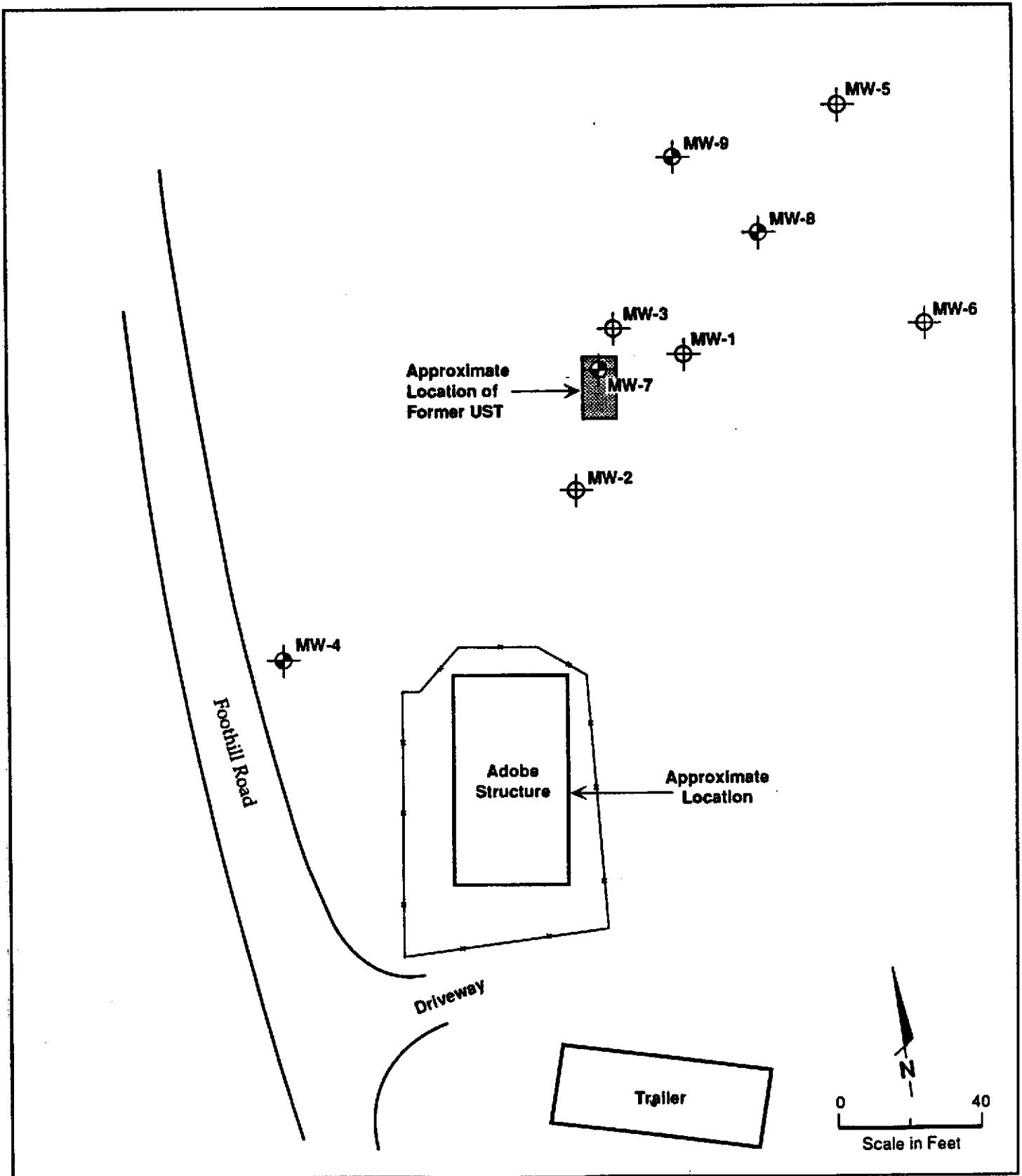


NOTE: "Reproduced with permission granted by THOMAS BROS. MAPS. This map is copyrighted by THOMAS BROS. MAPS. It is unlawful to copy or reproduce all or any part thereof, whether for personal use or resale, without permission."



SITE VICINITY MAP





KEY	
	MW-4 Abandoned Monitoring Well
	MW-2 Dames & Moore Monitoring Well

**APPENDIX A**

**LABORATORY RESULTS & CHAIN-OF-CUSTODY**



3700 Lakeville Highway, Petaluma, CA 94954  
P.O. Box 808024, Petaluma, CA 94975-8024  
Telephone: (707) 763-8245  
FAX (707) 763-4065

---

Tanweer Shah  
Dames & Moore-Santa Ana  
#6 Hutton Centre Dr - Suite 700  
Santa Ana, CA 92707


November 4, 1993

Customer Project: 14943071-015/8131.01 HSA/Ahmanson Dev. Laguna Oaks  
Laboratory Job: L9310283

On October 30, 1993 we received 6 sample(s) for analysis.  
Samples were analyzed by the following method(s):

Halog. & Aromatic Volatiles (EPA 8010/8020)

  
Project Manager

  
Laboratory Director  
Robert Peak

## D&amp;M Laboratories

## ANALYTICAL DATA REPORT

Prepared for: Dames & Moore-Santa Ana  
 Project Id: 14943071-015/8131.01 HSA/Ahmanson Dev. Laguna Oaks  
 Sample Id: MW-4  
 Lab Id: L9310283-1

Collected: 28-OCT-93  
 Received: 30-OCT-93  
 Reported: 03-NOV-93

Parameter	Value	Limit	Units	Extracted	Analyzed
8010/20-W					
Benzene	ND <	0.50	ug/L	02-NOV-93	02-NOV-93
Bromodichloromethane	ND <	0.50	ug/L	02-NOV-93	02-NOV-93
Bromoform	ND <	1.0	ug/L	02-NOV-93	02-NOV-93
Bromomethane	ND <	0.50	ug/L	02-NOV-93	02-NOV-93
Carbon tetrachloride	ND <	0.50	ug/L	02-NOV-93	02-NOV-93
Chlorobenzene	ND <	0.50	ug/L	02-NOV-93	02-NOV-93
Chloroethane	ND <	1.0	ug/L	02-NOV-93	02-NOV-93
Chloroform	ND <	0.50	ug/L	02-NOV-93	02-NOV-93
Chloromethane	ND <	1.0	ug/L	02-NOV-93	02-NOV-93
Dibromochloromethane	ND <	0.50	ug/L	02-NOV-93	02-NOV-93
1,1-Dichloroethane	ND <	0.50	ug/L	02-NOV-93	02-NOV-93
1,1-Dichloroethene	ND <	0.50	ug/L	02-NOV-93	02-NOV-93
1,2-Dichlorobenzene	ND <	0.50	ug/L	02-NOV-93	02-NOV-93
1,3-Dichlorobenzene	ND <	0.50	ug/L	02-NOV-93	02-NOV-93
1,4-Dichlorobenzene	ND <	0.50	ug/L	02-NOV-93	02-NOV-93
1,2-Dichloroethane	ND <	0.50	ug/L	02-NOV-93	02-NOV-93
Cis-1,2-Dichloroethene	ND <	0.50	ug/L	02-NOV-93	02-NOV-93
Trans-1,2-Dichloroethene	ND <	0.50	ug/L	02-NOV-93	02-NOV-93
1,2-Dichloropropane	ND <	0.50	ug/L	02-NOV-93	02-NOV-93
Cis-1,3-Dichloropropene	ND <	0.50	ug/L	02-NOV-93	02-NOV-93
Trans-1,3-Dichloropropene	ND <	0.50	ug/L	02-NOV-93	02-NOV-93
Ethyl Benzene	ND <	0.50	ug/L	02-NOV-93	02-NOV-93
Methylene Chloride	ND <	1.0	ug/L	02-NOV-93	02-NOV-93
1,1,2,2-Tetrachloroethane	ND <	0.50	ug/L	02-NOV-93	02-NOV-93
Tetrachloroethene	ND <	5.0	ug/L	02-NOV-93	02-NOV-93
Toluene	ND <	0.50	ug/L	02-NOV-93	02-NOV-93
1,1,1-Trichloroethane	ND <	0.50	ug/L	02-NOV-93	02-NOV-93
Trichloroethene	ND <	0.50	ug/L	02-NOV-93	02-NOV-93
1,1,2-Trichloroethane	ND <	0.50	ug/L	02-NOV-93	02-NOV-93
Trichlorofluoromethane	ND <	0.50	ug/L	02-NOV-93	02-NOV-93
Vinyl Chloride	ND <	1.0	ug/L	02-NOV-93	02-NOV-93
Xylenes	ND <	0.50	ug/L	02-NOV-93	02-NOV-93

Comments:

## D&amp;M Laboratories

## ANALYTICAL DATA REPORT

Prepared for: Dames & Moore-Santa Ana  
 Project Id: 14943071-015/8131.01 HSA/Ahmanson Dev. Laguna Oaks  
 Sample Id: MW-7  
 Lab Id: L9310283-2

Collected: 28-OCT-93  
 Received: 30-OCT-93  
 Reported: 03-NOV-93

Parameter	Value	Limit	Units	Extracted	Analyzed
8010/20-W					
Benzene	ND <	0.50	ug/L	02-NOV-93	02-NOV-93
Bromodichloromethane	ND <	0.50	ug/L	02-NOV-93	02-NOV-93
Bromoform	ND <	1.0	ug/L	02-NOV-93	02-NOV-93
Bromomethane	ND <	0.50	ug/L	02-NOV-93	02-NOV-93
Carbon tetrachloride	ND <	0.50	ug/L	02-NOV-93	02-NOV-93
Chlorobenzene	ND <	0.50	ug/L	02-NOV-93	02-NOV-93
Chloroethane	ND <	1.0	ug/L	02-NOV-93	02-NOV-93
Chloroform	ND <	0.50	ug/L	02-NOV-93	02-NOV-93
Chloromethane	ND <	1.0	ug/L	02-NOV-93	02-NOV-93
Dibromochloromethane	ND <	0.50	ug/L	02-NOV-93	02-NOV-93
1,1-Dichloroethane	ND <	0.50	ug/L	02-NOV-93	02-NOV-93
1,1-Dichloroethene	ND <	0.50	ug/L	02-NOV-93	02-NOV-93
1,2-Dichlorobenzene	ND <	0.50	ug/L	02-NOV-93	02-NOV-93
1,3-Dichlorobenzene	ND <	0.50	ug/L	02-NOV-93	02-NOV-93
1,4-Dichlorobenzene	ND <	0.50	ug/L	02-NOV-93	02-NOV-93
1,2-Dichloroethane	ND <	0.50	ug/L	02-NOV-93	02-NOV-93
Cis-1,2-Dichloroethene	ND <	0.50	ug/L	02-NOV-93	02-NOV-93
Trans-1,2-Dichloroethene	ND <	0.50	ug/L	02-NOV-93	02-NOV-93
1,2-Dichloropropane	ND <	0.50	ug/L	02-NOV-93	02-NOV-93
Cis-1,3-Dichloropropene	ND <	0.50	ug/L	02-NOV-93	02-NOV-93
Trans-1,3-Dichloropropene	ND <	0.50	ug/L	02-NOV-93	02-NOV-93
Ethyl Benzene	ND <	0.50	ug/L	02-NOV-93	02-NOV-93
Methylene Chloride	ND <	1.0	ug/L	02-NOV-93	02-NOV-93
1,1,2,2-Tetrachloroethane	ND <	0.50	ug/L	02-NOV-93	02-NOV-93
Tetrachloroethene	ND <	5.0	ug/L	02-NOV-93	02-NOV-93
Toluene	ND <	0.50	ug/L	02-NOV-93	02-NOV-93
1,1,1-Trichloroethane	ND <	0.50	ug/L	02-NOV-93	02-NOV-93
Trichloroethene	ND <	0.50	ug/L	02-NOV-93	02-NOV-93
1,1,2-Trichloroethane	ND <	0.50	ug/L	02-NOV-93	02-NOV-93
Trichlorofluoromethane	ND <	0.50	ug/L	02-NOV-93	02-NOV-93
Vinyl Chloride	ND <	1.0	ug/L	02-NOV-93	02-NOV-93
Xylenes	ND <	0.50	ug/L	02-NOV-93	02-NOV-93

Comments:

D&M Laboratories

ANALYTICAL DATA REPORT

Prepared for: Dames & Moore-Santa Ana  
 Project Id: 14943071-015/8131.01 HSA/Ahmanson Dev. Laguna Oaks  
 Sample Id: MW-8  
 Lab Id: L9310283-3

Collected: 28-OCT-93  
 Received: 30-OCT-93  
 Reported: 03-NOV-93

Parameter	Value	Limit	Units	Extracted	Analyzed
8010/20-W					
Benzene	ND <	0.50	ug/L	02-NOV-93	02-NOV-93
Bromodichloromethane	ND <	0.50	ug/L	02-NOV-93	02-NOV-93
Bromoform	ND <	1.0	ug/L	02-NOV-93	02-NOV-93
Bromomethane	ND <	0.50	ug/L	02-NOV-93	02-NOV-93
Carbon tetrachloride	ND <	0.50	ug/L	02-NOV-93	02-NOV-93
Chlorobenzene	ND <	0.50	ug/L	02-NOV-93	02-NOV-93
Chloroethane	ND <	1.0	ug/L	02-NOV-93	02-NOV-93
Chloroform	ND <	0.50	ug/L	02-NOV-93	02-NOV-93
Chloromethane	ND <	1.0	ug/L	02-NOV-93	02-NOV-93
Dibromochloromethane	ND <	0.50	ug/L	02-NOV-93	02-NOV-93
1,1-Dichloroethane	ND <	0.50	ug/L	02-NOV-93	02-NOV-93
1,1-Dichloroethene	ND <	0.50	ug/L	02-NOV-93	02-NOV-93
1,2-Dichlorobenzene	ND <	0.50	ug/L	02-NOV-93	02-NOV-93
1,3-Dichlorobenzene	ND <	0.50	ug/L	02-NOV-93	02-NOV-93
1,4-Dichlorobenzene	ND <	0.50	ug/L	02-NOV-93	02-NOV-93
1,2-Dichloroethane	ND <	0.50	ug/L	02-NOV-93	02-NOV-93
Cis-1,2-Dichloroethene	ND <	0.50	ug/L	02-NOV-93	02-NOV-93
Trans-1,2-Dichloroethene	ND <	0.50	ug/L	02-NOV-93	02-NOV-93
1,2-Dichloropropane	ND <	0.50	ug/L	02-NOV-93	02-NOV-93
Cis-1,3-Dichloropropene	ND <	0.50	ug/L	02-NOV-93	02-NOV-93
Trans-1,3-Dichloropropene	ND <	0.50	ug/L	02-NOV-93	02-NOV-93
Ethyl Benzene	ND <	0.50	ug/L	02-NOV-93	02-NOV-93
Methylene Chloride	ND <	1.0	ug/L	02-NOV-93	02-NOV-93
1,1,2,2-Tetrachloroethane	ND <	0.50	ug/L	02-NOV-93	02-NOV-93
Tetrachloroethene	ND <	5.0	ug/L	02-NOV-93	02-NOV-93
Toluene	ND <	0.50	ug/L	02-NOV-93	02-NOV-93
1,1,1-Trichloroethane	ND <	0.50	ug/L	02-NOV-93	02-NOV-93
Trichloroethene	ND <	0.50	ug/L	02-NOV-93	02-NOV-93
1,1,2-Trichloroethane	ND <	0.50	ug/L	02-NOV-93	02-NOV-93
Trichlorofluoromethane	ND <	0.50	ug/L	02-NOV-93	02-NOV-93
Vinyl Chloride	ND <	1.0	ug/L	02-NOV-93	02-NOV-93
Xylenes	ND <	0.50	ug/L	02-NOV-93	02-NOV-93

Comments:

D&M Laboratories

ANALYTICAL DATA REPORT

Prepared for: Dames & Moore-Santa Ana  
 Project Id: 14943071-015/8131.01 HSA/Ahmanson Dev. Laguna Oaks  
 Sample Id: MW-9  
 Lab Id: L9310283-4

Collected: 28-OCT-93  
 Received: 30-OCT-93  
 Reported: 03-NOV-93

Parameter	Value	Limit	Units	Extracted	Analyzed
8010/20-W					
Benzene	ND <	0.50	ug/L	02-NOV-93	02-NOV-93
Bromodichloromethane	ND <	0.50	ug/L	02-NOV-93	02-NOV-93
Bromoform	ND <	1.0	ug/L	02-NOV-93	02-NOV-93
Bromomethane	ND <	0.50	ug/L	02-NOV-93	02-NOV-93
Carbon tetrachloride	ND <	0.50	ug/L	02-NOV-93	02-NOV-93
Chlorobenzene	ND <	0.50	ug/L	02-NOV-93	02-NOV-93
Chloroethane	ND <	1.0	ug/L	02-NOV-93	02-NOV-93
Chloroform	ND <	0.50	ug/L	02-NOV-93	02-NOV-93
Chloromethane	ND <	1.0	ug/L	02-NOV-93	02-NOV-93
Dibromochloromethane	ND <	0.50	ug/L	02-NOV-93	02-NOV-93
1,1-Dichloroethane	ND <	0.50	ug/L	02-NOV-93	02-NOV-93
1,1-Dichloroethene	ND <	0.50	ug/L	02-NOV-93	02-NOV-93
1,2-Dichlorobenzene	ND <	0.50	ug/L	02-NOV-93	02-NOV-93
1,3-Dichlorobenzene	ND <	0.50	ug/L	02-NOV-93	02-NOV-93
1,4-Dichlorobenzene	ND <	0.50	ug/L	02-NOV-93	02-NOV-93
1,2-Dichloroethane	ND <	0.50	ug/L	02-NOV-93	02-NOV-93
Cis-1,2-Dichloroethene	ND <	0.50	ug/L	02-NOV-93	02-NOV-93
Trans-1,2-Dichloroethene	ND <	0.50	ug/L	02-NOV-93	02-NOV-93
1,2-Dichloropropane	ND <	0.50	ug/L	02-NOV-93	02-NOV-93
Cis-1,3-Dichloropropene	ND <	0.50	ug/L	02-NOV-93	02-NOV-93
Trans-1,3-Dichloropropene	ND <	0.50	ug/L	02-NOV-93	02-NOV-93
Ethyl Benzene	ND <	0.50	ug/L	02-NOV-93	02-NOV-93
Methylene Chloride	ND <	1.0	ug/L	02-NOV-93	02-NOV-93
1,1,2,2-Tetrachloroethane	ND <	0.50	ug/L	02-NOV-93	02-NOV-93
Tetrachloroethene	ND <	5.0	ug/L	02-NOV-93	02-NOV-93
Toluene	ND <	0.50	ug/L	02-NOV-93	02-NOV-93
1,1,1-Trichloroethane	ND <	0.50	ug/L	02-NOV-93	02-NOV-93
Trichloroethene	ND <	0.50	ug/L	02-NOV-93	02-NOV-93
1,1,2-Trichloroethane	ND <	0.50	ug/L	02-NOV-93	02-NOV-93
Trichlorofluoromethane	ND <	0.50	ug/L	02-NOV-93	02-NOV-93
Vinyl Chloride	ND <	1.0	ug/L	02-NOV-93	02-NOV-93
Xylenes	ND <	0.50	ug/L	02-NOV-93	02-NOV-93

Comments:

D&M Laboratories

ANALYTICAL DATA REPORT

Prepared for: Dames & Moore-Santa Ana  
 Project Id: 14943071-015/8131.01 HSA/Ahmanson Dev. Laguna Oaks  
 Sample Id: MW-10  
 Lab Id: L9310283-5

Collected: 28-OCT-93  
 Received: 30-OCT-93  
 Reported: 03-NOV-93

Parameter	Value	Limit	Units	Extracted	Analyzed
8010/20-W					
Benzene	ND <	0.50	ug/L	02-NOV-93	02-NOV-93
Bromodichloromethane	ND <	0.50	ug/L	02-NOV-93	02-NOV-93
Bromoform	ND <	1.0	ug/L	02-NOV-93	02-NOV-93
Bromomethane	ND <	0.50	ug/L	02-NOV-93	02-NOV-93
Carbon tetrachloride	ND <	0.50	ug/L	02-NOV-93	02-NOV-93
Chlorobenzene	ND <	0.50	ug/L	02-NOV-93	02-NOV-93
Chloroethane	ND <	1.0	ug/L	02-NOV-93	02-NOV-93
Chloroform	ND <	0.50	ug/L	02-NOV-93	02-NOV-93
Chloromethane	ND <	1.0	ug/L	02-NOV-93	02-NOV-93
Dibromochloromethane	ND <	0.50	ug/L	02-NOV-93	02-NOV-93
1,1-Dichloroethane	ND <	0.50	ug/L	02-NOV-93	02-NOV-93
1,1-Dichloroethene	ND <	0.50	ug/L	02-NOV-93	02-NOV-93
1,2-Dichlorobenzene	ND <	0.50	ug/L	02-NOV-93	02-NOV-93
1,3-Dichlorobenzene	ND <	0.50	ug/L	02-NOV-93	02-NOV-93
1,4-Dichlorobenzene	ND <	0.50	ug/L	02-NOV-93	02-NOV-93
1,2-Dichloroethane	ND <	0.50	ug/L	02-NOV-93	02-NOV-93
Cis-1,2-Dichloroethene	ND <	0.50	ug/L	02-NOV-93	02-NOV-93
Trans-1,2-Dichloroethene	ND <	0.50	ug/L	02-NOV-93	02-NOV-93
1,2-Dichloropropane	ND <	0.50	ug/L	02-NOV-93	02-NOV-93
Cis-1,3-Dichloropropene	ND <	0.50	ug/L	02-NOV-93	02-NOV-93
Trans-1,3-Dichloropropene	ND <	0.50	ug/L	02-NOV-93	02-NOV-93
Ethyl Benzene	ND <	0.50	ug/L	02-NOV-93	02-NOV-93
Methylene Chloride	ND <	1.0	ug/L	02-NOV-93	02-NOV-93
1,1,2,2-Tetrachloroethane	ND <	0.50	ug/L	02-NOV-93	02-NOV-93
Tetrachloroethene	ND <	5.0	ug/L	02-NOV-93	02-NOV-93
Toluene	ND <	0.50	ug/L	02-NOV-93	02-NOV-93
1,1,1-Trichloroethane	ND <	0.50	ug/L	02-NOV-93	02-NOV-93
Trichloroethene	ND <	0.50	ug/L	02-NOV-93	02-NOV-93
1,1,2-Trichloroethane	ND <	0.50	ug/L	02-NOV-93	02-NOV-93
Trichlorofluoromethane	ND <	0.50	ug/L	02-NOV-93	02-NOV-93
Vinyl Chloride	ND <	1.0	ug/L	02-NOV-93	02-NOV-93
Xylenes	ND <	0.50	ug/L	02-NOV-93	02-NOV-93

Comments:



## D&amp;M Laboratories

## ANALYTICAL DATA REPORT

Prepared for: Dames & Moore-Santa Ana  
 Project Id: 14943071-015/8131.01 HSA/Ahmanson Dev. Laguna Oaks  
 Sample Id: TRIP BLANK  
 Lab Id: L9310283-6

Collected: 28-OCT-93  
 Received: 30-OCT-93  
 Reported: 03-NOV-93

Parameter	Value	Limit	Units	Extracted	Analyzed
8010/20-W					
Benzene	ND <	0.50	ug/L	02-NOV-93	02-NOV-93
Bromodichloromethane	ND <	0.50	ug/L	02-NOV-93	02-NOV-93
Bromoform	ND <	1.0	ug/L	02-NOV-93	02-NOV-93
Bromomethane	ND <	0.50	ug/L	02-NOV-93	02-NOV-93
Carbon tetrachloride	ND <	0.50	ug/L	02-NOV-93	02-NOV-93
Chlorobenzene	ND <	0.50	ug/L	02-NOV-93	02-NOV-93
Chloroethane	ND <	1.0	ug/L	02-NOV-93	02-NOV-93
Chloroform	ND <	0.50	ug/L	02-NOV-93	02-NOV-93
Chloromethane	ND <	1.0	ug/L	02-NOV-93	02-NOV-93
Dibromochloromethane	ND <	0.50	ug/L	02-NOV-93	02-NOV-93
1,1-Dichloroethane	ND <	0.50	ug/L	02-NOV-93	02-NOV-93
1,1-Dichloroethene	ND <	0.50	ug/L	02-NOV-93	02-NOV-93
1,2-Dichlorobenzene	ND <	0.50	ug/L	02-NOV-93	02-NOV-93
1,3-Dichlorobenzene	ND <	0.50	ug/L	02-NOV-93	02-NOV-93
1,4-Dichlorobenzene	ND <	0.50	ug/L	02-NOV-93	02-NOV-93
1,2-Dichloroethane	ND <	0.50	ug/L	02-NOV-93	02-NOV-93
Cis-1,2-Dichloroethene	ND <	0.50	ug/L	02-NOV-93	02-NOV-93
Trans-1,2-Dichloroethene	ND <	0.50	ug/L	02-NOV-93	02-NOV-93
1,2-Dichloropropane	ND <	0.50	ug/L	02-NOV-93	02-NOV-93
Cis-1,3-Dichloropropene	ND <	0.50	ug/L	02-NOV-93	02-NOV-93
Trans-1,3-Dichloropropene	ND <	0.50	ug/L	02-NOV-93	02-NOV-93
Ethyl Benzene	ND <	0.50	ug/L	02-NOV-93	02-NOV-93
Methylene Chloride	ND <	1.0	ug/L	02-NOV-93	02-NOV-93
1,1,2,2-Tetrachloroethane	ND <	0.50	ug/L	02-NOV-93	02-NOV-93
Tetrachloroethene	ND <	5.0	ug/L	02-NOV-93	02-NOV-93
Toluene	ND <	0.50	ug/L	02-NOV-93	02-NOV-93
1,1,1-Trichloroethane	ND <	0.50	ug/L	02-NOV-93	02-NOV-93
Trichloroethene	ND <	0.50	ug/L	02-NOV-93	02-NOV-93
1,1,2-Trichloroethane	ND <	0.50	ug/L	02-NOV-93	02-NOV-93
Trichlorofluoromethane	ND <	0.50	ug/L	02-NOV-93	02-NOV-93
Vinyl Chloride	ND <	1.0	ug/L	02-NOV-93	02-NOV-93
Xylenes	ND <	0.50	ug/L	02-NOV-93	02-NOV-93

Comments:

## D&amp;M Laboratories

## ANALYTICAL DATA REPORT

Prepared for:  
 Project Id:  
 Sample Id: Method Blank  
 Lab Id: WG3099-4

Reported: 03-NOV-93

Parameter	Value	Limit	Units	Extracted	Analyzed
8010/20-W					
Benzene	ND <	0.50	ug/L	02-NOV-93	02-NOV-93
Bromodichloromethane	ND <	0.50	ug/L	02-NOV-93	02-NOV-93
Bromoform	ND <	1.0	ug/L	02-NOV-93	02-NOV-93
Bromomethane	ND <	0.50	ug/L	02-NOV-93	02-NOV-93
Carbon tetrachloride	ND <	0.50	ug/L	02-NOV-93	02-NOV-93
Chlorobenzene	ND <	0.50	ug/L	02-NOV-93	02-NOV-93
Chloroethane	ND <	1.0	ug/L	02-NOV-93	02-NOV-93
Chloroform	ND <	0.20	ug/L	02-NOV-93	02-NOV-93
Chloromethane	ND <	1.0	ug/L	02-NOV-93	02-NOV-93
Dibromochloromethane	ND <	0.50	ug/L	02-NOV-93	02-NOV-93
1,1-Dichloroethane	ND <	0.50	ug/L	02-NOV-93	02-NOV-93
1,1-Dichloroethene	ND <	0.50	ug/L	02-NOV-93	02-NOV-93
1,2-Dichlorobenzene	ND <	0.50	ug/L	02-NOV-93	02-NOV-93
1,3-Dichlorobenzene	ND <	0.50	ug/L	02-NOV-93	02-NOV-93
1,4-Dichlorobenzene	ND <	0.50	ug/L	02-NOV-93	02-NOV-93
1,2-Dichloroethane	ND <	0.50	ug/L	02-NOV-93	02-NOV-93
Cis-1,2-Dichloroethene	ND <	0.50	ug/L	02-NOV-93	02-NOV-93
Trans-1,2-Dichloroethene	ND <	0.50	ug/L	02-NOV-93	02-NOV-93
1,2-Dichloropropane	ND <	0.50	ug/L	02-NOV-93	02-NOV-93
Cis-1,3-Dichloropropene	ND <	0.50	ug/L	02-NOV-93	02-NOV-93
Trans-1,3-Dichloropropene	ND <	0.50	ug/L	02-NOV-93	02-NOV-93
Ethyl Benzene	ND <	0.50	ug/L	02-NOV-93	02-NOV-93
Methylene Chloride	ND <	1.0	ug/L	02-NOV-93	02-NOV-93
1,1,2,2-Tetrachloroethane	ND <	0.50	ug/L	02-NOV-93	02-NOV-93
Tetrachloroethene	ND <	5.0	ug/L	02-NOV-93	02-NOV-93
Toluene	ND <	0.50	ug/L	02-NOV-93	02-NOV-93
1,1,1-Trichloroethane	ND <	0.50	ug/L	02-NOV-93	02-NOV-93
Trichloroethene	ND <	0.50	ug/L	02-NOV-93	02-NOV-93
1,1,2-Trichloroethane	ND <	0.50	ug/L	02-NOV-93	02-NOV-93
Trichlorofluoromethane	ND <	0.50	ug/L	02-NOV-93	02-NOV-93
Trichlorotrifluoroethane	ND <	0.50	ug/L	02-NOV-93	02-NOV-93
Tetrachlorodifluoroethane	ND <	0.50	ug/L	02-NOV-93	02-NOV-93
Vinyl Chloride	ND <	1.0	ug/L	02-NOV-93	02-NOV-93
Xylenes	ND <	0.50	ug/L	02-NOV-93	02-NOV-93

Comments:

D&M Laboratories

QUALITY CONTROL REPORT

Prepared for:

Project Id:

Sample Id: Method Blank Spike

Lab Id: WG3099-5

Reported: 03-NOV-93

Parameter	Value	Units	Spike	Units	% Rec	Extracted	Analyzed
8010/8020W-QC							
1,1-Dichloroethene	21.2	ug/L	20	ug/L	106	02-NOV-93	02-NOV-93
Trichloroethene	20.3	ug/L	20	ug/L	102	02-NOV-93	02-NOV-93
Chlorobenzene-601	18.9	ug/L	20	ug/L	94	02-NOV-93	02-NOV-93
Benzene	23.0	ug/L	20	ug/L	115	02-NOV-93	02-NOV-93
Toluene	21.6	ug/L	20	ug/L	108	02-NOV-93	02-NOV-93
Chlorobenzene-602	20.6	ug/L	20	ug/L	103	02-NOV-93	02-NOV-93
-	-	-	-	-	-	-	-
Comments:	None						

D&M Laboratories  
ANALYTICAL DATA REPORT

Prepared for:  
Project Id:  
Sample Id: MX  
Lab Id: WG3099-1

Reported: 03-NOV-93

Parameter	Value	Limit	Units	Extracted	Analyzed
8010/20-W					
Benzene	ND <	0.50	ug/L	02-NOV-93	02-NOV-93
Bromodichloromethane	ND <	0.50	ug/L	02-NOV-93	02-NOV-93
Bromoform	ND <	1.0	ug/L	02-NOV-93	02-NOV-93
Bromomethane	ND <	0.50	ug/L	02-NOV-93	02-NOV-93
Carbon tetrachloride	ND <	0.50	ug/L	02-NOV-93	02-NOV-93
Chlorobenzene	ND <	0.50	ug/L	02-NOV-93	02-NOV-93
Chloroethane	ND <	1.0	ug/L	02-NOV-93	02-NOV-93
Chloroform	ND <	0.20	ug/L	02-NOV-93	02-NOV-93
Chloromethane	ND <	1.0	ug/L	02-NOV-93	02-NOV-93
Dibromochloromethane	ND <	0.50	ug/L	02-NOV-93	02-NOV-93
1,1-Dichloroethane	ND <	0.50	ug/L	02-NOV-93	02-NOV-93
1,1-Dichloroethene	ND <	0.50	ug/L	02-NOV-93	02-NOV-93
1,2-Dichlorobenzene	ND <	0.50	ug/L	02-NOV-93	02-NOV-93
1,3-Dichlorobenzene	ND <	0.50	ug/L	02-NOV-93	02-NOV-93
1,4-Dichlorobenzene	ND <	0.50	ug/L	02-NOV-93	02-NOV-93
1,2-Dichloroethane	ND <	0.50	ug/L	02-NOV-93	02-NOV-93
Cis-1,2-Dichloroethene	ND <	0.50	ug/L	02-NOV-93	02-NOV-93
Trans-1,2-Dichloroethene	ND <	0.50	ug/L	02-NOV-93	02-NOV-93
1,2-Dichloropropane	ND <	0.50	ug/L	02-NOV-93	02-NOV-93
Cis-1,3-Dichloropropene	ND <	0.50	ug/L	02-NOV-93	02-NOV-93
Trans-1,3-Dichloropropene	ND <	0.50	ug/L	02-NOV-93	02-NOV-93
Ethyl Benzene	ND <	0.50	ug/L	02-NOV-93	02-NOV-93
Methylene Chloride	ND <	1.0	ug/L	02-NOV-93	02-NOV-93
1,1,2,2-Tetrachloroethane	ND <	0.50	ug/L	02-NOV-93	02-NOV-93
Tetrachloroethene	ND <	5.0	ug/L	02-NOV-93	02-NOV-93
Toluene	ND <	0.50	ug/L	02-NOV-93	02-NOV-93
1,1,1-Trichloroethane	ND <	0.50	ug/L	02-NOV-93	02-NOV-93
Trichloroethene	ND <	0.50	ug/L	02-NOV-93	02-NOV-93
1,1,2-Trichloroethane	ND <	0.50	ug/L	02-NOV-93	02-NOV-93
Trichlorofluoromethane	ND <	0.50	ug/L	02-NOV-93	02-NOV-93
Trichlorotrifluoroethane	ND <	0.50	ug/L	02-NOV-93	02-NOV-93
Tetrachlorodifluoroethane	ND <	0.50	ug/L	02-NOV-93	02-NOV-93
Vinyl Chloride	ND <	1.0	ug/L	02-NOV-93	02-NOV-93
Xylenes	ND <	0.50	ug/L	02-NOV-93	02-NOV-93

Comments:

MX=L9310283-5

D&M Laboratories  
 QUALITY CONTROL REPORT

Prepared for:  
 Project Id:  
 Sample Id: Matrix Spike  
 Lab Id: WG3099-2

Reported: 03-NOV-93

Parameter	Value	Units	Spike	Units	% Rec	Extracted	Analyzed
8010/8020W-QC							
1,1-Dichloroethene	17.9	ug/L	20	ug/L	90	02-NOV-93	02-NOV-93
Trichloroethene	19.7	ug/L	20	ug/L	98	02-NOV-93	02-NOV-93
Chlorobenzene-601	35.8	ug/L	40	ug/L	90	02-NOV-93	02-NOV-93
Benzene	21.5	ug/L	20	ug/L	108	02-NOV-93	02-NOV-93
Toluene	22.2	ug/L	20	ug/L	111	02-NOV-93	02-NOV-93
Chlorobenzene-602	43.2	ug/L	40	ug/L	108	02-NOV-93	02-NOV-93

Comments: None

D&M Laboratories  
QUALITY CONTROL REPORT

Prepared for:  
Project Id:  
Sample Id: Matrix Spike Dup  
Lab Id: WG3099-3

Reported: 03-NOV-93

Parameter	Value	Units	% Rec	RPD	Extracted	Analyzed
8010/8020W-QC						
1,1-Dichloroethene	18.4	ug/L	92	2.2	02-NOV-93	02-NOV-93
Trichloroethene	20.1	ug/L	101	3.0	02-NOV-93	02-NOV-93
Chlorobenzene-601	34.9	ug/L	87	3.4	02-NOV-93	02-NOV-93
Benzene	20.9	ug/L	104	3.8	02-NOV-93	02-NOV-93
Toluene	21.3	ug/L	106	4.6	02-NOV-93	02-NOV-93
Chlorobenzene-602	41.8	ug/L	104	3.8	02-NOV-93	02-NOV-93
Comments:	None					

## QUALITY CONTROL REPORT

In order to provide you with the means of assessing the quality of the data in our report, D&M Laboratories reports the results of Quality Control samples analyzed with your samples.

The Quality Control samples provide the following QC information:

The Method Blank (MB) monitors the level of contamination introduced by reagents or glassware. A minimum of one MB is run per batch of 20 samples or less.

The Method Blank Spike (MBS) measures the accuracy of analytical techniques and is not subject to matrix effects. A minimum of one MBS is run per batch of 20 samples or less.

The Matrix Spike (MS) measures the accuracy of the method for a matrix type. Due to the high variability within matrix types and the necessity of batching samples from varied sources, matrix spike information from one sample is not necessarily relevant to other samples on the batch. A minimum of two matrix spikes, MS and MSD, are run per batch of 20 samples or less. The sample selected for the matrix spike is designated MX, and may or may not have been submitted by the recipient of this report.

The Matrix Spike Duplicate (MSD), along with the MS, is used to monitor the precision (RPD) of the method and to indicate possible non homogeneity of the sample matrix.

Equations used for determining percent recovery and relative percent difference (RPD) are as follows:

$$\text{MBS \% Recovery} = (\text{MBS result} / \text{MBS spike level}) \times 100$$

$$\text{MS \% Recovery} = [(\text{MS result} - \text{MX result}) / \text{MS spike level}] \times 100$$

$$\text{RPD} = \{ | \text{MS result} - \text{MSD result} | / [(\text{MS result} + \text{MSD result}) / 2] \} \times 100$$

We continue to strive to improve the quality of service to our clients. We welcome any questions or comments you may have about this information, or about D&M Laboratories in general. Please contact a Project Manager for further information.



# L9310283

3700 Lakeville Highway, Petaluma, CA 94954  
P.O. Box 808024, Petaluma, CA 94975-8024  
Telephone: (707) 763-8245 Fax: (707) 763-4085

### SAMPLE CHAIN OF CUSTODY / WORK ORDER

Client's Name Home Savings Pleasanton Phone \_\_\_\_\_

Address Ahmanson Development Laguna Oaks Site

City, State, Zip Pleasanton CA

Client's or Representative's Signature [Signature]

(signature authorizes the work and terms listed below)

All samples remain the property of the client who is responsible for disposal. A disposal fee may be imposed if client fails to pick up samples.

149430271-015

PROJ. NO. 8131.01 PROJECT NAME HSA - Ahmanson Development Laguna Oaks

SAMPLERS (Signature) [Signature] NO. OF CONTAINERS EPB80104 0820 REMARKS LAB USE ONLY LAB NO.

STA. NO.	DATE	TIME	COMP	GRAB	STATION LOCATION	NO. OF CONTAINERS	REMARKS	LAB USE ONLY LAB NO.
1	10/28	15:00	X		MW-4	4 X		
2		15:45	X		MW-7	4 X		
3		15:30	X		MW-8	4 X		
4		15:15	X		MW-9	4 X		
5		-	X		MW-D	4 X		
6					Trip Blank	3 X		

SAMPLES RECEIVED IN GOOD CONDITION  
NO BROKEN OR LEAKING CONTAINERS

FED EX - 23 VAS

RECEIVED  
D&M LABORATORIES  
1993 OCT 30 AM 9:39

Relinquished by: (Signature) <u>[Signature]</u>	DATE <u>10-29-93</u> TIME <u>0825</u>	Received by: (Signature) <u>[Signature]</u>
Relinquished by: (Signature) <u>[Signature]</u>	DATE <u>10-29-93</u> TIME <u>0830</u>	Received by: (Signature) <u>FED EX</u>
Relinquished by: (Signature) _____	DATE _____ TIME _____	Received by: (Signature) <u>[Signature]</u>

General Remarks:  
COOLER CUSTODY SEALS INTACT  NOT INTACT   
COOLER TEMPERATURE COLD