

**Health and Safety Plan  
for Soil and Groundwater Sampling, Underground  
Storage Tank Removal and Grading and Trenching  
Activities at  
Westside Buliding Materials  
(Former AAA Equipment Company)  
745 50<sup>th</sup> Avenue  
Oakland, California**

**August 19, 2003**

Prepared for  
**Westside Building Materials Corporation  
1111 E. Howell Street  
Anaheim, California**

**Alameda County**

**JAN 12 2006**

**Environmental Health**



## CONTENTS

1.0	GENERAL.....	1
2.0	SITE DESCRIPTION AND BACKGROUND .....	2
3.0	PLANNED SITE ACTIVITIES .....	2
4.0	KEY PROJECT PERSONNEL AND RESPONSIBILITIES .....	2
4.1	Project Manager .....	2
4.2	Director of Health and Safety .....	3
4.3	Site Safety Officer .....	3
4.4	Subcontractor Personnel .....	3
5.0	HAZARDS OF KNOWN OR EXPECTED CHEMICALS OF CONCERN .....	4
6.0	PHYSICAL HAZARDS .....	5
6.1	General Safe Work Practices.....	5
6.2	Heavy Equipment .....	6
6.3	Heat-Stress .....	6
6.4	Noise .....	8
6.5	Electric Shock .....	8
6.6	Excavations .....	9
6.7	Underground and Overhead Utilities .....	9
6.8	Materials and Equipment Handling Procedures.....	10
6.9	Elevated Work Platforms .....	10
6.10	Fire/Explosion.....	10
6.11	Traffic .....	11
7.0	PERSONAL PROTECTIVE EQUIPMENT .....	11
7.1	Conditions Requiring Level D Protection.....	11
7.2	Conditions Requiring Level C Protection .....	12
7.3	Conditions Requiring Stoppage of Work.....	13

8.0 SAFETY PROCEDURES AND SITE REQUIREMENTS..... 13

    8.1 Training Requirements ..... 14

    8.2 Medical Surveillance Requirements ..... 14

9.0 SITE CONTROL MEASURES ..... 14

    9.1 Establishing Work Zones ..... 15

    9.2 Decontamination Procedures..... 15

10.0 ACTION LEVELS ..... 16

11.0 CONTINGENCY PROCEDURES ..... 17

    11.1 Injury/Illness ..... 17

    11.2 Fire..... 17

    11.3 Underground Utilities ..... 18

    11.4 Evacuation ..... 18

    11.5 Hazardous Material Spill ..... 18

12.0 EMERGENCY CONTACTS ..... 19

13.0 LFR APPROVALS..... 20

SIGNATURE PAGE..... 21

APPENDICES

- A Chemical Descriptions
- B LFR Forms
  - Daily Tailgate Safety Meeting Form*
  - Site Safety Checklist*
  - Air Monitoring Form*
- C Hospital Route Map

## 1.0 GENERAL

LFR Levine-Fricke (LFR) has prepared this Health and Safety Plan (HSP) for use during soil and groundwater sampling activities to be conducted at the former AAA Equipment Company located at 745 50<sup>th</sup> Avenue in Oakland, California ("the Site"). Activities conducted under LFR's direction at the Site will be in compliance with applicable Occupational Safety and Health Administration (OSHA) regulations, particularly those in Title 8 California Code of Regulations (CCR) 5192, and other applicable federal, state, and local laws, regulations, and statutes. A copy of this HSP will be kept on site during scheduled field activities.

This HSP addresses the potential hazards associated with planned field activities at the Site. It presents the minimum health and safety requirements for establishing and maintaining a safe working environment during the course of work. In the event of conflicting requirements, the procedures or practices that provide the highest degree of personnel protection will be implemented. If work plan specifications change or if site conditions encountered during the course of the work are found to differ substantially from those anticipated, the Director of Health and Safety must be informed immediately upon discovery, and appropriate changes will be made to this HSP.

It is the Project Manager's responsibility to ensure that health and safety procedures are enforced at the Site. Project personnel, including subcontractors, shall receive a copy of this HSP and sign the form to indicate acceptance before on-site project activities begin.

LFR's health and safety programs and procedures, including medical monitoring, respiratory protection, injury and illness prevention, hazard communication, and personal protective equipment (PPE), are documented in the LFR Corporate Health and Safety Manual. These health and safety procedures are incorporated herein by reference, and LFR employees will adhere to the procedures specified in the manual.

When specified in contract documents, this HSP may cover the activities of LFR subcontractors. However, this HSP may not address hazards associated with tasks and equipment that are specialties of the subcontractor (e.g., operation of a drill rig). Subcontractors are responsible for developing, maintaining, and implementing their own health and safety programs, policies, and procedures.

LFR is responsible for the safety of its employees and subcontractors under its control, but assumes no responsibility for the activities of other contractors or their subcontractors who may be working concurrently at the general project location. LFR will use a reasonable degree of care when marking potentially hazardous areas within its project work site and restricting access as appropriate. LFR will not be responsible for others outside its control who disregard such marked hazards or restricted access. This HSP has been prepared specifically for this project and is intended to address health and safety issues solely with respect to LFR's work. All references, therefore, to

the site, the work, activities, site personnel, workers, persons, or subcontractors in this HSP are with respect to LFR work only.

## **2.0 SITE DESCRIPTION AND BACKGROUND**

The Site consists of 2.5 acre parcel with several buildings and had been last occupied by a company that bought and sold used machinery, used machine parts and scrap metal. This company had occupied the Site for the past 45 years.

## **3.0 PLANNED SITE ACTIVITIES**

Scheduled work will consist of the following activities:

- Grading and trenching
- Drilling of soil borings
- Soil sampling
- Grab groundwater sampling

Work is anticipated to begin on August 20, 2003 and is expected to last approximately one day.

## **4.0 KEY PROJECT PERSONNEL AND RESPONSIBILITIES**

Project Manager	Larry Lapuyade
Site Safety Officer	Larry Lapuyade
Corporate Director, Health and Safety	James Bucha, CIH, CSP

The responsibilities of key project personnel are outlined below.

### **4.1 Project Manager**

The Project Manager has the ultimate responsibility for the health and safety of LFR personnel at the Site. The Project Manager is responsible for:

- ensuring that project personnel review and understand the requirements of this HSP
- keeping the Director of Health and Safety informed of project developments
- keeping on-site personnel, including subcontractors, informed of the expected hazards and appropriate protective measures at the Site

- providing resources necessary for maintaining a safe and healthy work environment for LFR personnel

#### **4.2 Director of Health and Safety**

The Director of Health and Safety is responsible for the review, interpretation, and modification of this HSP. Modifications to this HSP that may result in less stringent precautions cannot be undertaken by the Project Manager or Site Safety Officer (SSO) without the approval of the Director of Health and Safety. In addition, he has the following responsibilities:

- advising the Project Manager and SSO on matters relating to health and safety on this project
- recommending appropriate safeguards and procedures
- modifying this HSP, when necessary
- approving changes in health and safety procedures employed at the Site

#### **4.3 Site Safety Officer**

The SSO is responsible for enforcing the requirements of this HSP once site work begins. The SSO has the authority to immediately correct situations where noncompliance with this HSP is noted and to immediately stop work in cases where an immediate danger to site workers or the environment is perceived. Responsibilities of the SSO also include:

- obtaining and distributing personal protective equipment (PPE) and air monitoring equipment necessary for this project
- limiting access at the Site to authorized personnel
- communicating unusual or unforeseen conditions at the Site to the Project Manager
- supervising and monitoring the safety performance of site personnel to evaluate the effectiveness of health and safety procedures and correct deficiencies
- conducting daily tailgate safety meetings before each day's activities begin
- conducting a site safety inspection prior to the commencement of each day's field activities

#### **4.4 Subcontractor Personnel**

Subcontractor personnel are expected to comply with the minimum requirements specified in this HSP. Failure to do so may result in the removal of the subcontractor or any of the subcontractor's workers from the job site. Subcontractors may employ health and safety procedures that afford them a greater measure of personal protection

than those specified in this plan so long as they do not pose additional hazards to themselves, the environment, or others working in the area.

## 5.0 HAZARDS OF KNOWN OR EXPECTED CHEMICALS OF CONCERN

A Phase 1 environmental site assessment was conducted at the Site in May 2000. During the Phase 1 it was noted that there was random spillage of lubricating oils, waste motor oil and motor fuels on the Site. There had also been a diesel spill from an above ground storage tank in the fall of 1987. The diesel spill was reportedly cleaned up. An underground storage tank was removed from the Site in September 2002. In March 2002 a limited shallow soil investigation was conducted at the Site. Twelve soil borings were advanced to a maximum depth of 9 feet below ground surface. Soil analytical results indicated elevated concentrations of diesel (14,000 mg/kg) and motor oil (18,000 mg/kg). Elevated concentrations of arsenic (86 mg/kg), barium (1,600 mg/kg), copper (880 mg/kg), lead 2,400 mg/kg), nickel (190 mg/kg) and zinc (11,000 mg/kg) were also detected in Site soils.

Known Compounds	Source (soil/water/drum, etc.)	Known Concentration Range (ppm, mg/kg, mg/l)	
		Lowest	Highest
Diesel	soil	Non-detect	14,000
Motor oil	Soil	Non-detect	18,000
Arsenic	Soil	Non-detect	86
Barium	Soil	Non-detect	1,600
Copper	Soil	Non-detect	880
Lead	Soil	Non-detect	2,400
Nickel	Soil	Non-detect	190
Zinc	Soil	Non-detect	11,000

Exposure pathways of concern for chemical compounds that may be present at the Site are inhalation of airborne contaminants, direct skin contact with contaminated materials, and incidental ingestion of affected media. Wearing protective equipment and following decontamination procedures listed in Section 9 can minimize dermal contact and incidental ingestion. To minimize inhalation hazards, dust or vapor control measures will be implemented, where necessary, and action levels will be observed during scheduled activities. Site-specific action levels are presented in Section 10. Chemical descriptions of chemicals of concern, including health effects and exposure limits, are located in Appendix A.

On-site worker exposure to airborne contaminants will be monitored during intrusive site activities. A calibrated photoionization detector (PID) with a lamp strength of 10.6 eV or flame ionization detector (FID) will be used to monitor changes in exposure to volatile organic compounds (VOCs). A miniature real-time aerosol monitor (mini-RAM) will be used to monitor exposure to total dusts. Personnel will perform routine monitoring during site operations to evaluate concentrations of VOCs and/or total dusts in employee breathing zones. If VOCs and/or total dusts are detected above predetermined action levels specified in Section 10, the procedures found in Section 7 of this HSP will be followed.

In accordance with the Hazard Communication standard, material safety data sheets (MSDSs) will be maintained on site for chemical products used by LFR personnel at the Site. In addition, containers will be clearly labeled in English to indicate their contents and appropriate hazard warnings.

## **6.0 PHYSICAL HAZARDS**

The following potential physical hazards may be encountered during scheduled activities at the Site:

- slips, trips, and falls
- heavy equipment
- heat stress
- noise
- electrical sources
- excavations
- underground and overhead utilities
- materials and equipment handling
- elevated work platforms
- fire/explosion
- traffic

### **6.1 General Safe Work Practices**

- Workers will thoroughly clean their hands, faces, and other potentially contaminated areas before smoking, eating, or leaving the Site.
- Respiratory devices may not be worn with beards or long sideburns, or under other conditions that prevent a proper seal.
- Accidents and/or injuries associated with work at the Site will be immediately reported to the SSO. If necessary, an incident report will be initiated by the SSO.



- Periodic safety briefings will be held to discuss current site conditions, field tasks being performed, planned modifications, and work concerns.
- Site conditions may include uneven, unstable, or slippery work surfaces. Substantial care and personal observation is required on the part of each employee to prevent injuries from slips, trips, and falls.
- Workers will maintain good housekeeping practices during field activities to maintain a safe working environment. The work site will be kept free of debris, waste, and trash.
- The "buddy system" will be used whenever appropriate.
- To prevent head injury, ANSI-approved hard hats will be worn at all times while the worker is in an area where overhead obstructions or falling objects may be encountered.
- To prevent eye injuries, workers must wear ANSI-approved safety glasses during field activities.

## 6.2 Heavy Equipment

Equipment, including earth-moving equipment, drill rigs, or other heavy machinery, will be operated in compliance with the manufacturer's instructions, specifications, and limitations, as well as any applicable regulations. The operator is responsible for inspecting the equipment daily to verify that it is functioning properly and safely.

Operation of equipment at the Site for the activities outlined in Section 3 poses potential physical hazards. The following precautions should be observed whenever heavy equipment is in use:

- PPE, including steel-toed boots, safety glasses, and hard hats, must be worn.
- Personnel must be aware of the location and operation of heavy equipment and take precautions to avoid getting in the way of its operation. Workers must never assume that the equipment operator sees them; eye contact and hand signals should be used to inform the operator of intent.
- Traffic safety vests are required for personnel working near mobile heavy equipment or near high traffic areas.
- Personnel should not walk directly in back of, or to the side of, heavy equipment without the operator's knowledge.
- Nonessential personnel will be kept out of the work area.

## 6.3 Heat Stress

Adverse climate conditions, primarily heat, are important considerations in planning and conducting site operations. Heat-related illnesses range from heat fatigue to heat stroke, with heat stroke being the most serious condition. The effects of ambient

temperature can cause physical discomfort, loss of efficiency, and personal injury, and can increase the probability of accidents. In particular, protective clothing that decreases the body's ventilation can be an important factor leading to heat-related illnesses.

To reduce the possibility of heat-related illness, workers should drink plenty of fluids and establish a work schedule that will provide sufficient rest periods for cooling down. Personnel shall maintain an adequate supply of non-caffeinated drinking fluids on site for personal hydration. Workers should be aware of signs and symptoms of heat-related illnesses, as well as first aid for these conditions. These are summarized in the table below.

Condition	Signs	Symptoms	Response
Heat Rash or Prickly Heat	Red rash on skin.	Intense itching and inflammation.	Increase fluid intake and observe affected worker.
Heat Cramps	Heavy sweating, lack of muscle coordination.	Muscle spasms, and pain in hands, feet, or abdomen.	Increase fluid uptake and rest periods. Closely observe affected worker for more serious symptoms.
Heat Exhaustion	Heavy sweating; pale, cool, moist skin; lack of coordination; fainting.	Weakness, headache, dizziness, nausea.	Remove worker to a cool, shady area. Administer fluids and allow worker to rest until fully recovered. Increase rest periods and closely observe worker for additional signs of heat exhaustion. If symptoms of heat exhaustion recur, treat as above and release worker from the day's activities after he/she has fully recovered.

Condition	Signs	Symptoms	Response
Heat Stroke	Red, hot, dry skin; disorientation; unconsciousness	Lack of or reduced perspiration; nausea; dizziness and confusion; strong, rapid pulse.	Immediately contact emergency medical services by dialing 911. Remove the victim to a cool, shady location and observe for signs of shock. Attempt to comfort and cool the victim by administering small amounts of cool water (if conscious), loosening clothing, and placing cool compresses at locations where major arteries occur close to the body's surface (neck, underarms, and groin areas). Carefully follow instructions given by emergency medical services until help arrives.

#### 6.4 Noise

Noise may result primarily from the operation of drill rigs and mechanical equipment. The use of heavy equipment may generate noise above the Cal/OSHA permissible exposure limit for noise of 90 dBA for an 8-hour time-weighted average. Workers will wear appropriate hearing protection when operating or working near heavy equipment. If loud noise is present or normal conversation becomes difficult, hearing protection in the form of ear plugs, or equivalent, will be required.

#### 6.5 Electric Shock

Electrical equipment to be used during field activities will be suitably grounded and insulated. Ground fault circuit interrupters (GFCI), or equivalent, will be used with electrical equipment to reduce the potential for electrical shock.

Lockout/tagout procedures in accordance with 8 CCR 3314 will be conducted before activities begin on or near energized or mechanical equipment that may pose a hazard to site personnel. Workers conducting the operation will positively isolate the piece of equipment, lock/tag the energy source, and verify effectiveness of the isolation. Only employees who perform the lockout/tagout procedure may remove their own tags/locks. Employees will be thoroughly trained before initiating this procedure.

## 6.6 Excavations

A competent person who is capable of identifying existing and predictable hazards in the surroundings, or working conditions that are unsanitary, hazardous, or dangerous to employees, and who has authorization to take prompt corrective measures to eliminate them, will be present during excavation activities.

The atmosphere will be tested in excavations greater than 4 feet in depth where oxygen deficiency or toxic or flammable gases are likely to be present before employees are permitted to enter and begin work. The atmosphere should be ventilated and re-tested until flammable gas concentrations less than 10 percent of the lower explosive limit (LEL) are obtained. Worker entry will not be allowed if the oxygen concentration is less than 19.5 percent.

Workers will not enter excavations greater than 5 feet in depth without appropriate protective systems such as benching, sloping, or shoring. Side slopes will not be steeper than 1½:1 without a written report from a qualified civil or geotechnical engineer. Excavations will be constructed in accordance with the Cal/OSHA Excavation Safety Standard, 8 CCR 1541.

The competent person will inspect excavations daily. If there is evidence that a cave-in or slide is possible, work will cease until the necessary safeguards have been taken. Excavated material will be placed far enough from the edge of the excavation (a minimum of 2 feet) so that it does not fall back into the opening. At the end of each day's activities, open excavations will be clearly marked and secured to prevent nearby workers or unauthorized personnel from entering them. Remote sampling techniques will be the preferred method of sample collection in excavations.

## 6.7 Underground and Overhead Utilities

Reasonable efforts will be made to identify the location(s) of underground utilities (e.g., pipes, electrical conductors, fuel lines, and water and sewer lines) before mechanized soil intrusive work is performed. The state underground utility notification authority (e.g., USA, Dig Alert, Blue Stake) will be contacted prior to the start of intrusive field activities in accordance with local notification requirements. In areas not evaluated by the underground utility notification authority, and a reasonable potential for underground utilities exists, one or more of the following techniques will be employed to determine the location of subsurface structures:

- contracting the services of a qualified private utility locator
- having a survey of the subject area conducted by staff trained in the use of subsurface utility locating equipment
- subsurface testing (i.e., potholing) to the expected depth of probable utilities (not less than 5 feet)

If utilities cannot be located or if unlocated utilities are suspected to be present, subsurface activities (i.e., borings, excavation) should not be conducted before the location(s) or absence of underground utilities is confirmed.

Equipment with articulated upright booms or masts shall not be permitted to pass within 20 feet of an overhead utility line (less than 50 kV) while the boom is in the upright position. For transmission lines in excess of 50 kV, an additional distance of 4 inches for each 10 kV over 50 kV will be used.

## **6.8 Materials and Equipment Handling Procedures**

The movement and handling of equipment and materials on the Site pose a risk to workers in the form of muscle strains and minor injuries. These injuries can be avoided by using safe handling practices, proper lifting techniques, and proper personal safety equipment such as steel-toed boots and sturdy work gloves. Where practical, mechanical devices will be utilized to assist in the movement of equipment and materials. Workers will not attempt to move heavy objects by themselves without using appropriate mechanical aids such as drum dollies or hydraulic lift gates.

## **6.9 Elevated Work Platforms**

When working at heights that expose employees to falls greater than 6 feet, especially on sloping roofs and elevated platforms, the requirements of 8 CCR 1670 shall be observed. In such instances, a safety harness shall be worn and the lanyard secured at a level not lower than the employee's waist, limiting the fall distance to a maximum of 4 feet.

Elevated work platforms shall be constructed, used, and maintained in accordance with Articles 21 and 22 of the Cal/OSHA Construction Safety Orders. Scaffolds and hoisting lines shall be inspected daily by a competent person to verify the integrity of the components. If a material is determined to be defective, it may not be used for any purpose and will be replaced immediately.

## **6.10 Fire/Explosion**

Site workers should have an increased awareness concerning fire and explosion hazards whenever working with or near flammable materials, especially when performing any activity that may generate sparks, flame, or other source of ignition. Intrinsically safe equipment is required when working in or near environments with the potential for an explosive atmosphere. The SSO will verify facility requirements for a "hot work" permit before activities that may serve as a source of ignition are conducted.

Flammable materials will be kept away from sources of ignition. In the event of fire, work will cease, the area will be evacuated, and the local fire response team will be notified immediately. Only trained, experienced fire fighters should attempt to

extinguish substantial fires at the Site. Site personnel should not attempt to fight fires, unless properly trained and equipped to do so. A fully charged ABC dry chemical fire extinguisher will be readily available for use during all scheduled activities at the Site.

## 6.11 Traffic

Vehicular traffic presents opportunities for serious injury to persons or property. Traffic may consist of street traffic or motor vehicles operated by facility employees or visitors to the Site. Workers and other pedestrians are clearly at risk during periods of heavy traffic. Risk from motor vehicle operations may be minimized by good operating practices and alertness, and care on the part of workers and pedestrians.

Site personnel will wear high-visibility safety vests whenever activities are conducted in areas of heavy traffic. Work vehicles will be arranged to be used as a barrier between site workers and nearby traffic. If required by local ordinances or site location, a traffic control plan will be developed implemented.

## 7.0 PERSONAL PROTECTIVE EQUIPMENT

The purpose of PPE is to protect employees from hazards and potential hazards they are likely to encounter during site activities. The amount and type of PPE used will be based on the nature of the hazard encountered or anticipated. Respiratory protection will be utilized when an airborne hazard has been identified using real-time air monitoring devices, or as a precautionary measure in areas designated by the Director of Health and Safety or SSO.

Dermal protection, primarily in the form of chemical-resistant gloves and coveralls, will be worn whenever contact with chemically affected materials (e.g., soil, groundwater, sludge) is anticipated, without regard to the level of respiratory protection required.

LFR personnel will be provided with appropriate personal safety equipment and protective clothing. The SSO is to inform each worker about necessary protection and must provide proper training in the use of the safety equipment. The required PPE to be worn is described below.

### 7.1 Conditions Requiring Level D Protection

In general, site activities will commence in Level D PPE unless otherwise specified, or if the SSO determines on site that a higher level of PPE is required. Air monitoring of employee breathing zones will be routinely conducted using real-time air monitoring devices to determine if upgrading to Level C PPE is necessary. Level D PPE will be permitted as long as air monitoring data indicate that airborne concentrations of chemicals of concern are maintained below the site-specific action levels defined in Section 10.

It is important to note that dermal protection is required whenever contact with chemically affected soils or groundwater is anticipated. The following equipment is specified as the minimum PPE required to conduct activities at the Site:

- work shirt and long pants
- ANSI-approved steel-toed boots or safety shoes
- ANSI-approved safety glasses
- ANSI-approved hard hat

Other personal protection readily available for use, if necessary, includes the following:

- outer nitrile gloves and inner nitrile surgical gloves when direct contact with chemically affected soils or groundwater is anticipated (nitrile surgical gloves may be used for collecting or classifying samples as long as they are removed and disposed of immediately after each sampling event)
- chemical-resistant clothing (e.g., Tyvek or polycoated Tyvek coveralls) when contact with chemically affected soils or groundwater is anticipated
- safety shoes/boots with protective overboots or knee-high PVC polyblend boots when direct contact with chemically affected soils is anticipated
- hearing protection
- sturdy work gloves

## 7.2 Conditions Requiring Level C Protection

If air monitoring indicates that the site-specific action levels defined in Section 10 are exceeded, workers in the affected area(s) will upgrade PPE to Level C. In addition to the protective equipment specified for Level D, Level C also includes the following:

- NIOSH-approved half- or full-face air-purifying respirator (APR) equipped with filter cartridges as specified in Section 10.0. Note: safety glasses are not required when wearing a full-face APR.
- chemical-resistant clothing (e.g., Tyvek, polycoated Tyvek, or Saranex coveralls) when contact with chemically affected soils or groundwater is anticipated
- outer nitrile gloves and inner nitrile surgical gloves when direct contact with chemically affected soils or groundwater is anticipated (nitrile surgical gloves may be used for collecting or classifying samples as long as they are removed and disposed of immediately after each sampling event)
- safety shoes/boots with protective overboots or knee-high PVC polyblend boots when direct contact with chemically affected soils is anticipated

Respirators will be stored in clean containers (i.e., self-sealing bag) when not in use. Respirator cartridges will be replaced in accordance with the following change-out schedule.

Type of Cartridge	Cartridge Change-out Schedule
Particulate (i.e., HEPA)	At least weekly or whenever the employee detects an increase in breathing resistance. This will occur as the filter becomes loaded with particulate matter.
Sorbent (i.e., organic vapor)	At the end of each day's use or whenever the employee detects an abnormal odor or other indicator.

Personnel who wear air-purifying respirators will be trained in their use and must have successfully passed a qualitative respiratory fit test in accordance with and 8 CCR 5144 within the last 12 months.

### 7.3 Conditions Requiring Stoppage of Work

If air monitoring indicates that the site-specific action levels defined in Section 10 are exceeded, activities must cease, and personnel must evacuate the Exclusion Zone (see Section 9). The Project Manager and Director of Health and Safety will be contacted immediately.

## 8.0 SAFETY PROCEDURES AND SITE REQUIREMENTS

Real-time air monitoring devices will be used to analyze airborne contaminant concentrations every 30 minutes in the workers' breathing zones while workers are in the designated Exclusion Zone. If elevated concentrations are indicated, the monitoring frequency will be increased, as appropriate. The equipment will be calibrated daily, and the results will be recorded on LFR's Air Monitoring form or project log book. The results of air monitoring will be recorded on an LFR Air Monitoring Form or project log book and will be retained in the project files following completion of field activities. A copy of the Air Monitoring Form is located in Appendix B.

A daily morning briefing to cover safety procedures and contingency plans in the event of an emergency is to be included with a discussion of the day's activities. These daily meetings will be recorded on LFR Daily Tailgate Safety Meeting Forms. A debriefing to cover the activities is to be held upon completion of the work. A copy of the Daily Tailgate Safety Meeting Form is included in Appendix B.

The SSO will conduct a safety inspection of the work site before each day's activities begin to verify compliance with the requirements of the HSP. Results of the first day's inspection will be documented on an LFR Site Safety Checklist. A copy of the checklist is included in Appendix B.



Minimum emergency equipment maintained on site will include a fully charged 20-pound ABC dry chemical fire extinguisher, an adequately stocked first aid kit, and an emergency eyewash station (when corrosive chemicals are present).

## **8.1 Training Requirements**

Site personnel, including subcontractors and visitors conducting work in controlled areas of the Site, must have completed the appropriate training as required by 8 CCR 5192. Further site-specific training will be conducted by the SSO prior to the initiation of project activities. This training will include, but will not necessarily be limited to, emergency procedures, site control, personnel responsibilities, and the provisions of this HSP.

General site workers (such as equipment operators, general laborers, and supervisory personnel) engaged in hazardous substance removal or other activities that could expose them to hazardous substances must have successfully completed an initial 40-hour Hazardous Waste Operations and Emergency Response (HAZWOPER) training course. In addition, each employee must have attended an eight-hour annual HAZWOPER refresher training course within the past 12 months if their initial 40-hour HAZWOPER training course was completed more than 12 months prior.

## **8.2 Medical Surveillance Requirements**

Site personnel, including subcontractors and site visitors, who will or may work in an area designated as an exclusion zone must have fulfilled the appropriate medical monitoring requirements in accordance with 8 CCR 5192(f). Each individual entering an exclusion zone must have completed an annual surveillance examination and/or an initial baseline examination within the last 12 months.

## **9.0 SITE CONTROL MEASURES**

Procedures must be followed to maintain site control so that persons who may be unaware of site conditions are not exposed to hazards. The work area will be barricaded by tape, warning signs, or other appropriate means. Pertinent equipment or machinery will be secured and stored safely.

Access inside the specified work area will be limited to authorized personnel. Only LFR employees and designated LFR subcontracted personnel, as well as designated employees of the client, will be admitted to the work site. Personnel entering the work area are required to sign the signature page of this HSP, indicating they have read and accepted the health and safety practices outlined in this plan.

## 9.1 Establishing Work Zones

In some instances it may be necessary to define established work zones: an Exclusion Zone, a Contamination Reduction Zone, and a Support Zone. Work zones may be established based on the extent of anticipated contamination, projected work activities, and the presence or absence of non-project personnel. The physical dimensions and applicability of work zones will be determined for each area based on the nature of job activity and hazards present. Within these zones, prescribed operations will occur using appropriate PPE. Movement between zones will be controlled at checkpoints.

Considerable judgment is needed to maintain a safe working area for each zone, balanced against practical work considerations. Physical and topographical barriers may constrain ideal locations. Field measurements combined with climatic conditions may, in part, determine the control zone distances. Even when work is performed in an area that does not require the use of chemical-resistant clothing, work zone procedures may still be necessary to limit the movement of personnel and retain adequate site control.

Personnel entering the designated Exclusion Zone should exit at the same location. There must be an alternate exit established for emergency situations. In all instances, worker safety will take precedence over decontamination procedures. If decontamination of personnel is necessary, exiting the Site will include the decontamination procedures described below.

## 9.2 Decontamination Procedures

Despite protective procedures, personnel may come in contact with potentially hazardous compounds while performing work tasks. If so, decontamination needs to take place using an Alconox or TSP wash, followed by a rinse with clean water. Standard decontamination procedures for levels C and D are as follows:

- equipment drop
- boot cover and outer glove wash and rinse
- boot cover and outer glove removal
- suit wash and rinse
- suit removal
- safety boot wash and rinse
- inner glove wash and rinse
- respirator removal
- inner glove removal
- field wash of hands and face

Workers should employ only applicable steps in accordance with level of PPE worn and extent of contamination present. The SSO shall maintain adequate quantities of clean water to be used for personal decontamination (i.e., field wash of hands and face) whenever a suitable washing facility is not located in the immediate vicinity of the work area. Disposable items will be disposed of in an appropriate container. Wash and rinse water generated from decontamination activities will be handled and disposed of properly. Non-disposable items may need to be sanitized before reuse. Each site worker is responsible for the maintenance, decontamination, and sanitizing of his/her own PPE.

Used equipment may be decontaminated as follows:

- An Alconox or TSP and water solution will be used to wash the equipment.
- The equipment will then be rinsed with clean water.

Each person must follow these procedures to reduce the potential for transferring chemically affected materials off site.

## 10.0 ACTION LEVELS

The following action levels were developed for exposure monitoring with real-time air monitoring instruments as specified in Section 5. Air monitoring data will determine the required respiratory protection levels at the Site during scheduled intrusive activities. The action levels are based on sustained readings indicated by the instrument(s). Air monitoring will be performed and recorded at up to 30-minute intervals.

If elevated concentrations are indicated, the monitoring frequency will be increased, as appropriate. If during this time, sustained measurements are observed, the following actions will be instituted, and the Project Manager and Director of Health and Safety will be notified. For purposes of this HSP, sustained readings are defined as the average airborne concentration maintained for a period of one (1) minute.

Activity	Action Level	Level of Respiratory Protection
Grading and trenching	< 5 ppm above background < 2.5 mg/m <sup>3</sup> above background	Level D: No respiratory protection required.
	5 to 25 ppm 2.5 to 5.0 mg/m <sup>3</sup>	Level C: Half-or full-face air-purifying respirator fitted with organic vapor/HEPA filter cartridges.
	> 25 ppm > 5.0 mg/m <sup>3</sup>	Cease operations and evacuate work area. Contact Director of Health and Safety and Project Manager immediately.

## 11.0 CONTINGENCY PROCEDURES

In the event of an emergency, site personnel will signal distress with three blasts of a horn (a vehicle horn will be sufficient), or other predetermined signal. Communication signals, such as hand signals, must be established where communication equipment is not feasible or in areas of loud noise.

It is the SSO's duty to evaluate the seriousness of the situation and to notify appropriate authorities. Section 12 of this plan contains emergency telephone numbers as well as directions to the hospital. Nearby telephone access must be identified and available to communicate with local authorities. If a nearby telephone is not available, a cellular telephone will be maintained on site during work activities.

Personnel should dial 911 in the event of an emergency.

### 11.1 Injury/Illness

If an exposure or injury occurs, work will be temporarily halted until an assessment can be made of whether it is safe to continue work. The SSO, in consultation with the Director of Health and Safety, will make the decision regarding the safety of continuing work. The SSO will conduct an investigation to determine the cause of the incident and steps to be taken to prevent recurrence.

In the event of an injury, the extent and nature of the victim's injuries will be assessed and first aid will be rendered as appropriate. If necessary, the individual may be transported to the nearby medical center. The mode of transportation and the eventual destination will be based on the nature and extent of the injury. A hospital route map is presented in Appendix C.

In the event of a life-threatening emergency, the injured person will be given immediate first aid and emergency medical services will be contacted by dialing 911. The individual rendering first aid will follow directions given by emergency medical personnel via telephone. A person trained in first aid/CPR techniques will be present during field activities.

### 11.2 Fire

In the event of fire, personnel should contact the local fire department immediately by dialing 911. When representatives of the fire department arrive, the SSO, or designated representative, will advise the commanding officer of the location, nature, and identification of hazardous materials on site. Only trained, experienced fire fighters should attempt to extinguish substantial fires at the Site. Site personnel should not attempt to fight fires, unless properly trained and equipped to do so.

Smoking is not permitted in controlled areas (i.e., exclusion or contamination reduction zones), near flammable or combustible materials, or in areas designated by the facility as non-smoking areas.

### **11.3 Underground Utilities**

In the event that an underground conduit is damaged during excavation or drilling, mechanized equipment will immediately be shut off until the nature of the piping can be determined. Depending on the nature of the broken conduit (e.g., natural gas, water, or electricity), the appropriate local utility will be contacted.

### **11.4 Evacuation**

The SSO will designate evacuation routes and refuge areas to be used in the event of an emergency. Site personnel will stay upwind from vapors or smoke and upgradient from spills. If workers are in an Exclusion or Contamination Reduction Zone at the start of an emergency, they should exit through the established decontamination areas whenever possible. If evacuation cannot be done through an established decontamination area, site personnel will go to the nearest safe location and remove contaminated clothing there or, if possible, leave it near the Exclusion Zone. Personnel will assemble at the predetermined refuge following evacuation and decontamination. The SSO, or designated representative, will count and identify site personnel to verify that all have been evacuated safely.

### **11.5 Hazardous Material Spill**

If a hazardous material spill occurs, site personnel should locate the source of the spill and determine the hazard to the health and safety of site workers and the public. Attempt to stop or reduce the flow if it can be done without risk to personnel. Isolate the spill area and do not allow entry by unauthorized personnel. De-energize sources of ignition within 100 feet of the spill, including vehicle engines. Should a spill be of the nature or extent that it cannot be safely contained, or poses an imminent threat to human health or the environment, an emergency cleanup contractor will be called out as soon as possible. Spill containment measures listed below are examples of responses to spills.

- Right or rotate containers to stop the flow of liquids. This step may be accomplished as soon as the spill or leak occurs, providing it is safe to do so.
- Sorbent pads, booms, or adjacent soil may be used to dike or berm materials, subject to flow, and to solidify liquids.
- Sorbent pads, soil, or booms, if used, shall be placed in appropriate containers after use, pending disposal.
- Contaminated tools and equipment shall be collected for subsequent cleaning or disposal.

## 12.0 EMERGENCY CONTACTS

Emergency Services (Police/Fire Department/Ambulance):	911
National Response Center:	(800) 424-8802
Poison Control Center:	(800) 876-4766 or (800) 222-1222
TOXLINE:	(301) 496-1131
CHEMTREC:	(800) 424-9300
LFR Director of Health and Safety (Granite Bay, CA):	(916) 786-0320
Cell Phone:	(916) 747-6789
LFR Emeryville office:	(510) 652-4500
Client Contact (Cap Lyons):	(510) 715-1920

**Nearby Hospital:** (510) 437-4559

Alameda County Medical Center (Highland Campus)  
1411 East 31<sup>st</sup> Street  
Oakland, California

**Directions to Hospital:**

Northeast on 50<sup>th</sup> Avenue to International Boulevard, left turn, out International Boulevard to 14<sup>th</sup> Avenue right turn, out 14<sup>th</sup> to Alameda County Medical Center left into parking lot.

A hospital route map is presented in Appendix C.


### 13.0 LFR APPROVALS

This HSP has been prepared for the following project:


Former AAA Equipment Company  
745 50<sup>th</sup> Avenue  
Oakland, California

LFR Project Number: TBD


This HSP has been reviewed and approved by the following LFR personnel:

  
\_\_\_\_\_  
Larry Lapuyade  
Site Safety Officer

8/20/03  
\_\_\_\_\_  
Date

  
\_\_\_\_\_  
Larry Lapuyade  
Project Manager

8/20/03  
\_\_\_\_\_  
Date

  
\_\_\_\_\_  
James Bucha, CIH, CSP  
Corporate Director, Health and Safety

8/19/03  
\_\_\_\_\_  
Date

**SIGNATURE PAGE**

The following signatures indicate that this Health and Safety Plan has been read and accepted by LFR personnel as well as subcontractors and their personnel.

NAME	COMPANY	SIGNATURE	DATE

**Important notice to subcontractor(s):**

This Health and Safety Plan has been prepared solely for the use of LFR personnel. It is supplied to you for informational purposes only and may not be relied upon for protection of your employees. The Subcontractor is responsible for providing, at its cost, all personal protective clothing and equipment required for its employees to perform their work in a safe manner and in compliance with all applicable state and federal OSHA regulations. Subcontractor is responsible for ensuring that such equipment is in good condition and is properly inspected and maintained. Subcontractor must, at a minimum, use the equipment and follow the procedures described in this HSP. Failure to do so may result in immediate termination of Subcontractor's services. This does not relieve Subcontractor of the responsibility to provide equipment and institute procedures affording a greater degree of protection than those specified in this HSP should Subcontractor determine such measures are necessary to protect the health and welfare of its employees, second-tier subcontractors, or others under its control or direction.



**APPENDIX A**

**CHEMICAL DESCRIPTIONS**

## CHEMICAL DESCRIPTIONS

The following chemical descriptions are presented for chemicals that may be present at the Site. Each chemical description includes physical and odor recognition characteristics, health effects associated with exposure, and exposure limits expressed as an eight-hour time weighted average (TWA). Provided are federal OSHA ("OSHA") permissible exposure limits (PELs; located in 29 CFR 1910.1000); California OSHA ("Cal/OSHA") PELs (located in 8 CCR 5155); and American Conference of Governmental Industrial Hygienists (ACGIH) Threshold Limit Values (TLVs).

### ARSENIC

Metallic arsenic is most commonly a gray, brittle, crystalline solid. It can also be in a black or yellow amorphous form. Arsenic is also commonly found in its volatile white trioxide form. Arsenic is used in several insecticides, herbicides, defoliants, desiccants, and rodenticides and appears in a variety of forms. It is also used in tanning, pigment production, glass manufacturing, wood preservation, and anti-fouling coatings. Arsenic is classified as a known carcinogen.

Short-term exposure to arsenic can cause marked irritation of the stomach and intestines with nausea, vomiting, and diarrhea. In severe cases the vomiting and stools are bloody and the exposed individual goes into collapse and shock with weak, rapid pulse, cold sweats, coma, and death. Inorganic arsenicals are more toxic than organic arsenicals, and the trivalent form is more toxic than the pentavalent form. Acute arsenic poisoning usually results from ingestion exposures. Blood cell changes, blood vessel damage, and impaired nerve function can also result from chronic arsenic ingestion. Other effects include skin changes, irritation of the throat, increased risk of cancer of the liver, bladder, kidney, and lung.

- The OSHA PEL is listed as 0.01 mg/m<sup>3</sup> for inorganic forms of arsenic and 0.5 mg/m<sup>3</sup> for organic forms.
- The Cal/OSHA PEL is listed as 0.01 mg/m<sup>3</sup> for inorganic forms of arsenic and 0.2 mg/m<sup>3</sup> for organic forms.
- The TLV is listed as 0.01 mg/m<sup>3</sup> for arsenic and inorganic arsenic compounds.

**WARNING: This chemical is known to the State of California to cause cancer.**

**WARNING: This chemical is known to the State of California to cause birth defects or other reproductive harm.**

## BARIUM

Barium is a silvery-white metal found in nature. It occurs combined with other chemicals such as sulfur or carbon or oxygen. These combinations are called compounds. Barium compounds can also be produced by industry.

Barium compounds are used by the oil and gas industries to make drilling muds. They are also used to make paint, bricks, tiles, glass and rubber.

Barium compounds that dissolve well in water may cause harmful health effects in people. Ingesting high levels of barium compounds that dissolve well in water over the short term has resulted in difficulties in breathing, increased blood pressure, changes in heart rhythm, stomach irritation, brain swelling, muscle weakness and damage to the liver, kidney, heart and spleen.

- The OSHA PEL is listed as 0.5 mg/m<sup>3</sup>.
- The Cal/OSHA PEL is listed as 0.5 mg/m<sup>3</sup> for soluble compounds (as Ba).
- The TLV is listed as 0.5 mg/m<sup>3</sup> for soluble compounds (as Ba).

## BENZENE

Benzene is a clear, volatile liquid. It is colorless, highly flammable, and toxic, with a characteristic odor. It is a severe eye and moderate skin irritant. Human effects by inhalation and ingestion include euphoria, changes in sleep and motor activity, nausea and vomiting, other blood effects, dermatitis, and fever. In industry, inhalation is the primary route of chronic benzene poisoning. If the liquid is aspirated into the lung it may cause pulmonary edema. Poisoning by skin contact has also been reported. Exposure to high concentrations (3,000 ppm) may result in acute poisoning, which is characterized by the narcotic action of benzene on the central nervous system. Chronic poisoning occurs most commonly through inhalation and dermal absorption. Benzene is a known human carcinogen that can cause leukemia.

- The OSHA PEL is listed as 1 ppm.
- The Cal/OSHA PEL is listed as 1 ppm.
- The TLV is listed as 0.5 ppm.

Note: Published exposure limits designate a skin notation indicating that dermal contact can contribute to the overall exposure.

**WARNING: This chemical is known to the State of California to cause cancer.**

**WARNING: This chemical is known to the State of California to cause birth defects or other reproductive harm.**

## COPPER

In its elemental form, copper is a common metal with a distinct reddish color. Human systemic effects by ingestion include nausea and vomiting. In animals, inhalation of copper dust has caused hemolysis of the red blood cells, deposition of hemofuscin in the liver and pancreas, and injury to the lung cells. Short-term exposure to copper dust can cause a feeling of illness similar to the common cold with sensations of chills and stuffiness of the head. Small copper particles may enter the eye and cause irritation, discoloration, and damage.

- The OSHA PEL is listed as 0.1 mg/m<sup>3</sup> for copper as a fume, and 1.0 mg/m<sup>3</sup> for dust.
- The Cal/OSHA PEL is listed as 0.1 mg/m<sup>3</sup> for copper as a fume, and 1.0 mg/m<sup>3</sup> for dust.
- The TLV is listed as 0.2 mg/m<sup>3</sup> for copper as a fume, and 1.0 mg/m<sup>3</sup> for dust.

## DIESEL FUEL

Diesel fuel is a gas oil fraction available in various grades as required by different engines. Composition of diesel varies in ratios of predominantly aliphatic, olefinic, cycloparaffinic, aromatic hydrocarbons, and additives.

It is a severe skin irritant and ingestion of diesel can lead to systemic effects such as gastrointestinal irritation, vomiting, diarrhea, and, in severe cases, drowsiness and central nervous system depression, progressing to coma and death. Absorption of diesel fuel can cause hemorrhaging and pulmonary edema, progressing to pneumonitis and renal involvement. It is combustible when exposed to heat or flame, and can react with strong oxidizing materials.

- No OSHA PEL or Cal/OSHA PEL is listed for diesel.
- No TLV is currently listed (a value of 100 mg/m<sup>3</sup> is proposed).

Note: Published exposure limits designate a skin notation indicating that dermal contact can contribute to the overall exposure.

**WARNING:** The exhaust from this chemical is known to the State of California to cause cancer.

## ETHYLBENZENE

Ethylbenzene is a clear, colorless liquid. It is mildly toxic by inhalation and skin contact. Inhalation can cause eye, sleep, and pulmonary changes. It is an eye and skin irritant at levels as low as 0.1% (1,000 ppm) of the vapor in air. At higher

concentrations, it is extremely irritating at first, then can cause dizziness, irritation of the nose and throat, and a sense of constriction in the chest. Exposure to high concentrations of ethylbenzene vapor may result in irritation of the skin and mucous membranes, dizziness, irritation of the nose and throat, and a sense of constriction of the chest.

- The OSHA PEL is listed as 100 ppm.
- The Cal/OSHA PEL is listed as 100 ppm.
- The TLV is listed as 100 ppm.

## LEAD

Lead (inorganic) is a bluish-white, silver or gray odorless solid. Short-term exposure to lead can cause decreased appetite, insomnia, headache, muscle and joint pain, colic, and constipation. Considerable data exist on the effects of lead exposure in humans. It is a poison by ingestion and a suspected human carcinogen of the lungs and kidneys. There are data to suggest that lead is a mutagen and can cause reproductive effects. Human systemic effects by ingestion and inhalation (the two routes of absorption) include loss of appetite, anemia, malaise, insomnia, headache, irritability, muscle and joint pains, tremors, flaccid paralysis without anesthesia, hallucinations and distorted perceptions, muscle weakness, gastritis, and liver changes. Recent experimental evidence suggests that blood levels of lead below 10  $\mu\text{g}/\text{dl}$  (micrograms per deciliter) can have the effect of diminishing the IQ scores of children.

- The OSHA PEL is listed as 0.05  $\text{mg}/\text{m}^3$ .
- The Cal/OSHA PEL is listed as 0.05  $\text{mg}/\text{m}^3$ .
- The TLV is listed as 0.05  $\text{mg}/\text{m}^3$ .

**WARNING: This chemical is known to the State of California to cause cancer.**

**WARNING: This chemical is known to the State of California to cause birth defects or other reproductive harm.**

## MOTOR OIL

Motor oil is a dark viscous liquid. It is composed of aliphatic, olefinic, naphthenic (cycloparaffinic), and aromatic hydrocarbons, as well as additives depending on specific uses. Motor oil has a burning lubricating oil odor. Short-term exposure via dermal contact with motor oil can cause irritation to the skin and dermatitis. Inhalation of motor oil can cause aspiration. Target organs are the upper respiratory system and the skin.

No OSHA PEL, Cal/OSHA PEL, or ACGIH TLV is listed for motor oil.

## NICKEL

Nickel is a silvery gray, metallic, odorless metal. It is a confirmed carcinogen with experimental carcinogenic, neoplastigenic, tumorigenic, and teratogenic data. Nickel is a poison by ingestion, subcutaneous, and intravenous routes. Hypersensitivity to nickel is common and can cause allergic contact dermatitis, pulmonary asthma, and conjunctivitis. Exposure to nickel can cause pneumonitis. Nickel and its compounds have also been reported to cause cancer of the lungs and sinuses. Nickel itself is not very toxic if swallowed.

- The OSHA PEL is listed as 1.0 mg/m<sup>3</sup>.
- The Cal/OSHA PEL is listed as 1.0 mg/m<sup>3</sup> for metal and insoluble compounds (as Ni), and 0.1 mg/m<sup>3</sup> for soluble compounds.
- The TLV is listed as 1.5 mg/m<sup>3</sup> for elemental compounds, 0.2 mg/m<sup>3</sup> for insoluble compounds, and 0.1 mg/m<sup>3</sup> for soluble compounds and nickel subsulfide.

**WARNING: This chemical is known to the State of California to cause cancer.**

## PETROLEUM HYDROCARBONS

Petroleum distillates (naphtha) are mildly toxic by inhalation. They can cause unconsciousness, dyspnea, and a bluish tint to the skin. Recovery follows after removal from exposure. In mild form, intoxication resembles drunkenness. On a chronic basis, no true poisoning occurs; however, effects may include headache, lack of appetite, dizziness, sleeplessness, indigestion, and nausea. It is combustible when exposed to heat or flame and can react with oxidizing materials.

- The OSHA PEL is listed as 500 ppm (as petroleum distillates).
- The Cal/OSHA PEL is listed as 300 ppm (as VM&P naphtha), 100 ppm (as stoddard solvent), and 300 ppm (as gasoline).
- The TLV is listed as 300 ppm (as VM&P naphtha), 100 ppm (as stoddard solvent), and 300 ppm (as gasoline).

## TOLUENE

Toluene is a colorless liquid with a benzol-like odor. Human systemic effects of exposure to toluene include central nervous system changes, hallucinations or distorted perceptions, motor activity changes, psychophysiological changes, and bone marrow changes. It is a severe eye irritant and an experimental teratogen. Inhalation of high vapor concentrations may cause impairment of coordination and reaction time, headaches, nausea, eye irritation, loss of appetite, a bad taste in the mouth, and lassitude.

- The OSHA PEL is listed as 200 ppm.
- The Cal/OSHA PEL is listed as 50 ppm.
- The TLV is listed as 50 ppm.

Note: Published exposure limits designate a skin notation indicating that dermal contact can contribute to the overall exposure.

**WARNING: This chemical is known to the State of California to cause birth defects or other reproductive harm.**

## XYLENE

Xylene is a clear, colorless liquid. It exhibits the general chlorinated hydrocarbon central nervous system effects, olfactory (smell) changes, eye irritation and pulmonary changes. It is a severe skin irritant. There are three isomers: ortho, meta, and para. Exposure to high concentrations of xylene vapor may result in eye and skin irritation. Eye irritation may occur at concentrations of about 200 ppm.

- The OSHA PEL is listed as 100 ppm.
- The Cal/OSHA PEL is listed as 100 ppm.
- The TLV is listed as 100 ppm.

## ZINC

Zinc is a bluish-white, lustrous metallic element, and zinc oxide is a white fume. Short-term exposure to zinc oxide fume can cause a flu-like illness called metal fume fever. Symptoms of metal fume fever include headache, fever, chills, muscle ache, nausea, vomiting, weakness, and tiredness. Pure zinc powder, dust, and fume is relatively non-toxic to humans by inhalation. However, the inhalation of zinc oxides may cause a sweet taste, throat dryness, cough, weakness, generalized aches, chills, nausea, and vomiting. Zinc is flammable in the form of dust when exposed to heat or flame and may ignite spontaneously in air when dry. It is explosive in the form of dust when reacted with acids.

- The OSHA PEL is listed as 15 mg/m<sup>3</sup> for total zinc oxide dust, and 5 mg/m<sup>3</sup> for zinc oxide fume and the respirable fraction of dust.
- The Cal/OSHA PEL is listed as 10 mg/m<sup>3</sup> for total zinc oxide dust, and 5 mg/m<sup>3</sup> for zinc oxide fume and the respirable fraction of dust.
- The TLV is listed as 10 mg/m<sup>3</sup> for zinc oxide dust, and 5 mg/m<sup>3</sup> for zinc oxide fume.

**APPENDIX B**

**LFR LEVINE-FRICKE FORMS**





# AIR MONITORING FORM

page \_\_\_\_\_ of \_\_\_\_\_

Date \_\_\_\_\_ LFR Project No. \_\_\_\_\_

Project Name \_\_\_\_\_ Type of Activities \_\_\_\_\_

Type of PID/FID \_\_\_\_\_ Serial No. \_\_\_\_\_

Initial Calibration Reading \_\_\_\_\_ End-of-Use Calibration Check \_\_\_\_\_

Calibration Standard/Concentration \_\_\_\_\_

Mini-RAM Serial No. \_\_\_\_\_ Zeroed in Z-Bag?  Yes  No

Time	Activity/Location	PID/FID (ppm)	Mini-RAM (mg/m <sup>3</sup> )
_____	_____	_____	_____
_____	_____	_____	_____
_____	_____	_____	_____
_____	_____	_____	_____
_____	_____	_____	_____
_____	_____	_____	_____
_____	_____	_____	_____
_____	_____	_____	_____
_____	_____	_____	_____
_____	_____	_____	_____
_____	_____	_____	_____
_____	_____	_____	_____
_____	_____	_____	_____
_____	_____	_____	_____
_____	_____	_____	_____
_____	_____	_____	_____
_____	_____	_____	_____
_____	_____	_____	_____
_____	_____	_____	_____
_____	_____	_____	_____
_____	_____	_____	_____
_____	_____	_____	_____

Name (print) \_\_\_\_\_ Signature \_\_\_\_\_



# SITE SAFETY CHECKLIST

Project Name \_\_\_\_\_ LFR Project No. \_\_\_\_\_

Project Activities \_\_\_\_\_

	YES	NO	N/A
<i>Written Health and Safety Plan (HSP) is on site</i>	<input type="checkbox"/>	<input type="checkbox"/>	<input type="checkbox"/>
<i>Addenda to the HSP are documented on site</i>	<input type="checkbox"/>	<input type="checkbox"/>	<input type="checkbox"/>
<i>Information in the HSP matches conditions and activities at the site</i>	<input type="checkbox"/>	<input type="checkbox"/>	<input type="checkbox"/>
<i>HSP has been read and signed by all site personnel, including visitors</i>	<input type="checkbox"/>	<input type="checkbox"/>	<input type="checkbox"/>
<i>Daily tailgate safety meetings have been held and documented</i>	<input type="checkbox"/>	<input type="checkbox"/>	<input type="checkbox"/>
<i>Site personnel have appropriate training and medical clearance</i>	<input type="checkbox"/>	<input type="checkbox"/>	<input type="checkbox"/>
<i>Air monitoring is performed and documented as described in the HSP</i>	<input type="checkbox"/>	<input type="checkbox"/>	<input type="checkbox"/>
<i>Air monitoring equipment has been calibrated daily</i>	<input type="checkbox"/>	<input type="checkbox"/>	<input type="checkbox"/>
<i>Site zones are set up and observed where appropriate</i>	<input type="checkbox"/>	<input type="checkbox"/>	<input type="checkbox"/>
<i>Access to the work area limited to authorized personnel</i>	<input type="checkbox"/>	<input type="checkbox"/>	<input type="checkbox"/>
<i>Decontamination procedures are followed and match the requirements of the HSP</i>	<input type="checkbox"/>	<input type="checkbox"/>	<input type="checkbox"/>
<i>Decontamination stations (including hand/face wash) are set up and used</i>	<input type="checkbox"/>	<input type="checkbox"/>	<input type="checkbox"/>
<i>Personal protective equipment used matches HSP requirements</i>	<input type="checkbox"/>	<input type="checkbox"/>	<input type="checkbox"/>
<i>Hearing protection used where appropriate</i>	<input type="checkbox"/>	<input type="checkbox"/>	<input type="checkbox"/>
<i>Respirators are properly cleaned and stored</i>	<input type="checkbox"/>	<input type="checkbox"/>	<input type="checkbox"/>
<i>Utility locator has cleared subject locations</i>	<input type="checkbox"/>	<input type="checkbox"/>	<input type="checkbox"/>
<i>Overhead utilities do not present a hazard to field equipment/personnel</i>	<input type="checkbox"/>	<input type="checkbox"/>	<input type="checkbox"/>
<i>Traffic control measures have been implemented</i>	<input type="checkbox"/>	<input type="checkbox"/>	<input type="checkbox"/>
<i>Trenches and excavations are in compliance with federal, state, and local safety requirements before worker entry</i>	<input type="checkbox"/>	<input type="checkbox"/>	<input type="checkbox"/>
<i>Spoils are placed no closer than 2 feet from the edge of an excavation</i>	<input type="checkbox"/>	<input type="checkbox"/>	<input type="checkbox"/>
<i>Emergency and first aid equipment is on site as described in the HSP</i>	<input type="checkbox"/>	<input type="checkbox"/>	<input type="checkbox"/>
<i>Drinking water is readily available</i>	<input type="checkbox"/>	<input type="checkbox"/>	<input type="checkbox"/>
<i>Accessible phone is readily available for emergency use</i>	<input type="checkbox"/>	<input type="checkbox"/>	<input type="checkbox"/>
<i>Proper drum and material handling techniques are used</i>	<input type="checkbox"/>	<input type="checkbox"/>	<input type="checkbox"/>
<i>Drums and waste containers are labeled appropriately</i>	<input type="checkbox"/>	<input type="checkbox"/>	<input type="checkbox"/>
<i>Extension cords are grounded and protected from water and vehicle traffic</i>	<input type="checkbox"/>	<input type="checkbox"/>	<input type="checkbox"/>
<i>Tools and equipment are in good working order</i>	<input type="checkbox"/>	<input type="checkbox"/>	<input type="checkbox"/>

Notes (All "no" answers must be addressed and corrected immediately. Note additional health and safety observations here): \_\_\_\_\_

\_\_\_\_\_  
\_\_\_\_\_  
\_\_\_\_\_  
\_\_\_\_\_

Conducted By: \_\_\_\_\_ Signature: \_\_\_\_\_ Date: \_\_\_\_\_



**DAILY TAILGATE SAFETY  
MEETING FORM**

Date \_\_\_\_\_ Time \_\_\_\_\_ LFR Project No. \_\_\_\_\_

Project Name \_\_\_\_\_ Specific Location \_\_\_\_\_

Type of Work \_\_\_\_\_

Chemicals Present \_\_\_\_\_

**SAFETY TOPICS DISCUSSED**

Protective Clothing/Equipment \_\_\_\_\_

Hazards of Chemicals Present \_\_\_\_\_

Physical Hazards \_\_\_\_\_

Special Hazards \_\_\_\_\_

Other Topics \_\_\_\_\_

**ATTENDEES**

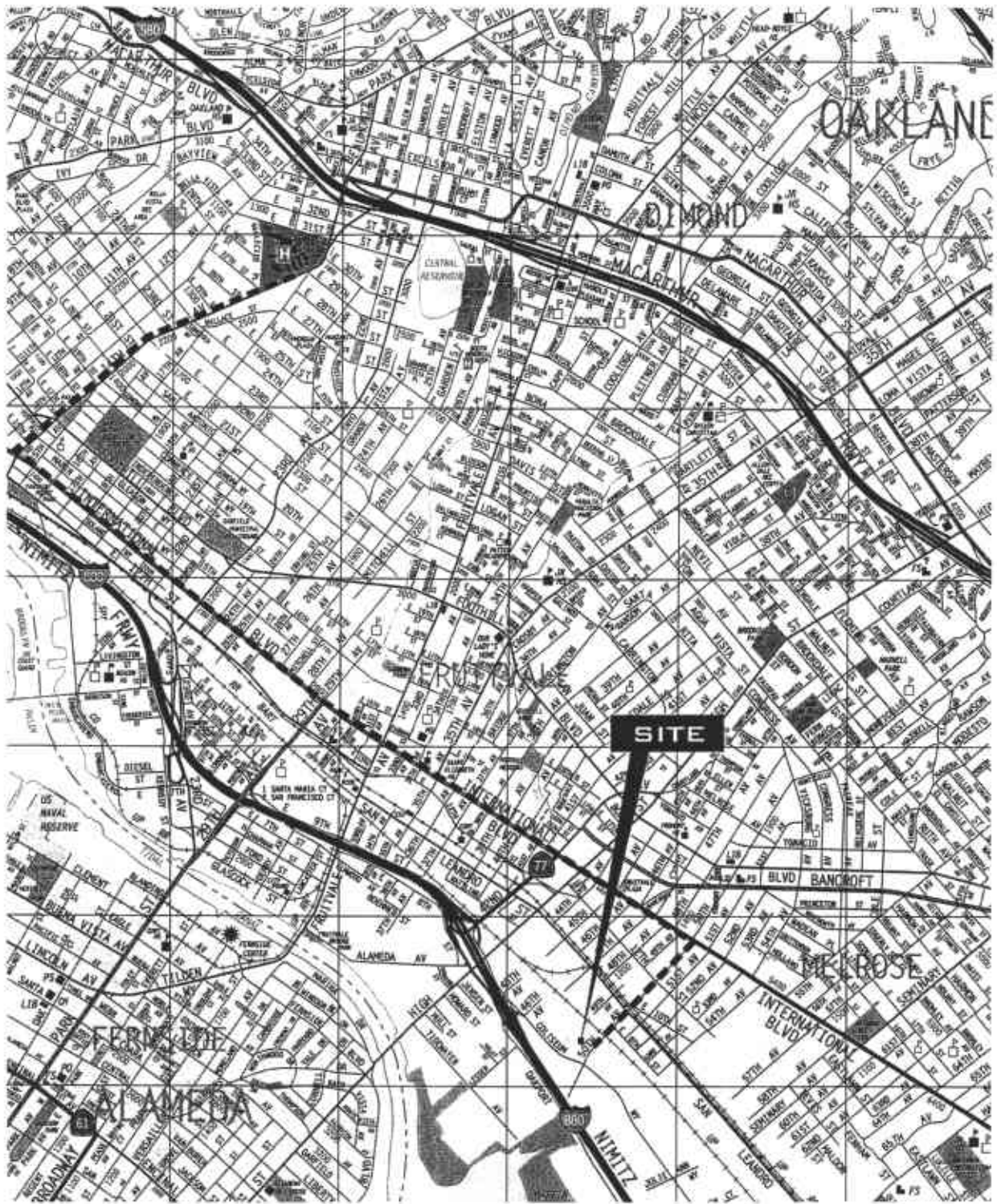
*Name (please print)*

*Signature*

_____	_____
_____	_____
_____	_____
_____	_____
_____	_____
_____	_____
_____	_____
_____	_____
_____	_____
_____	_____
_____	_____

**APPENDIX C**

**HOSPITAL ROUTE MAP**



**SITE**



### Hospital Route Map

Westside Building Materials Corp, Oakland California



**Figure 1**

LPL-IRM100.CDR

Source: Thomas Bros 1998 Alameda Co