

RECEIVED

2:10 pm, Apr 18, 2008

Alameda County
Environmental Health



Jerry Wickham
Alameda County Health Care Services Agency
1131 Harbor Bay Parkway, Suite 250
Alameda, California 94502-6577

Denis L. Brown
Shell Oil Products US

HSE – Environmental Services
20945 S. Wilmington Ave.
Carson, CA 90810-1039
Tel (707) 865 0251
Fax (707) 865 2542
Email denis.l.brown@shell.com

Re: Shell-branded Service Station
1601 Webster Street
Alameda, California
SAP Code 135032
Incident No. 97564701
ACHCSA Case No. 2745

Dear Mr. Wickham:

The attached document is provided for your review and comment. Upon information and belief, I declare, under penalty of perjury, that the information contained in the attached document is true and correct.

If you have any questions or concerns, please call me at (707) 865-0251.

Sincerely,

A handwritten signature in black ink, appearing to read "Denis L. Brown", is written over a horizontal line.

Denis L. Brown
Project Manager



**CONESTOGA-ROVERS
& ASSOCIATES**

19449 Riverside Drive, Suite 230, Sonoma, California 95476
Telephone: 707-935-4850 Facsimile: 707-935-6649
www.CRAworld.com

April 16, 2008

Mr. Jerry Wickham
Hazardous Materials Division
Alameda County Health Care Services Agency
1131 Harbor Bay Parkway, Suite 250
Alameda, California 94502-6577

Re: **Groundwater Monitoring Report – First Quarter 2008**
Former Shell Service Station
1601 Webster Street
Alameda, California
SAP Code 135032
Incident No. 97564701
Agency Case No. 2745

Dear Mr. Wickham:

Conestoga-Rovers & Associates (CRA) prepared this report on behalf of Equilon Enterprises LLC dba Shell Oil Products US (Shell) in accordance with the quarterly reporting requirements of 23 CCR 2652d.

If you have any questions regarding the contents of this document, please call Ana Friel at (707) 268-3812.

Sincerely,
Conestoga-Rovers & Associates

Ana Friel, PG
Project Manager



cc: Mr. Denis Brown, Shell Oil Products US
Mr. Thomas H. Kosel, ConocoPhillips Risk Management & Remediation, 76 Broadway,
Sacramento, CA 95818
Mr. James C Kirschner, ATC Associates, Inc., 6602 Owens Drive, Suite 100, Pleasanton, CA
94588 (consultant for ConocoPhillips)

Equal
Employment
Opportunity Employer



GROUNDWATER MONITORING REPORT – FIRST QUARTER 2008

Site Address	<u>1601 Webster Street, Alameda</u>
Site Use	<u>Shell-branded Service Station</u>
Shell Project Manager	<u>Denis Brown</u>
Consultant and Contact Person	<u>CRA, Ana Friel</u>
Lead Agency and Contact	<u>ACHCSA, Jerry Wickham</u>
Agency Case No.	<u>2745</u>
Shell SAP Code	<u>135032</u>
Shell Incident No.	<u>97564701</u>
Date of Most Recent Agency Correspondence	<u>May 30, 2006</u>

Current Quarter's Activities

1. Blaine Tech Services, Inc. (Blaine) gauged and sampled wells according to the established monitoring program for this site.
2. CRA prepared a vicinity map (Figure 1) and a groundwater contour and chemical concentration map (Figure 2). The Blaine report, presenting the analytical data, is included in Attachment A.
3. Groundwater sampling was coordinated with sampling at the adjacent former 76 station site located at 1629 Webster Street. The report for this site, presenting groundwater elevations and laboratory analytical data is included in Attachment B.

Current Quarter's Findings

Groundwater Flow Direction	<u>Northeasterly</u>
Hydraulic Gradient	<u>Variable, averages 0.006 (onsite)</u>
Depth to Water	<u>4.79 to 6.55 feet below top of well casing</u>

Proposed Activities for Next Quarter

1. Blaine will gauge and sample the wells during the second month of the quarter, according to the established monitoring program for this site.



**CONESTOGA-ROVERS
& ASSOCIATES**

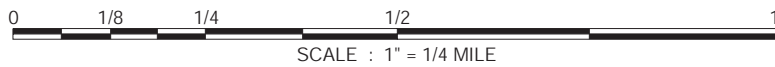
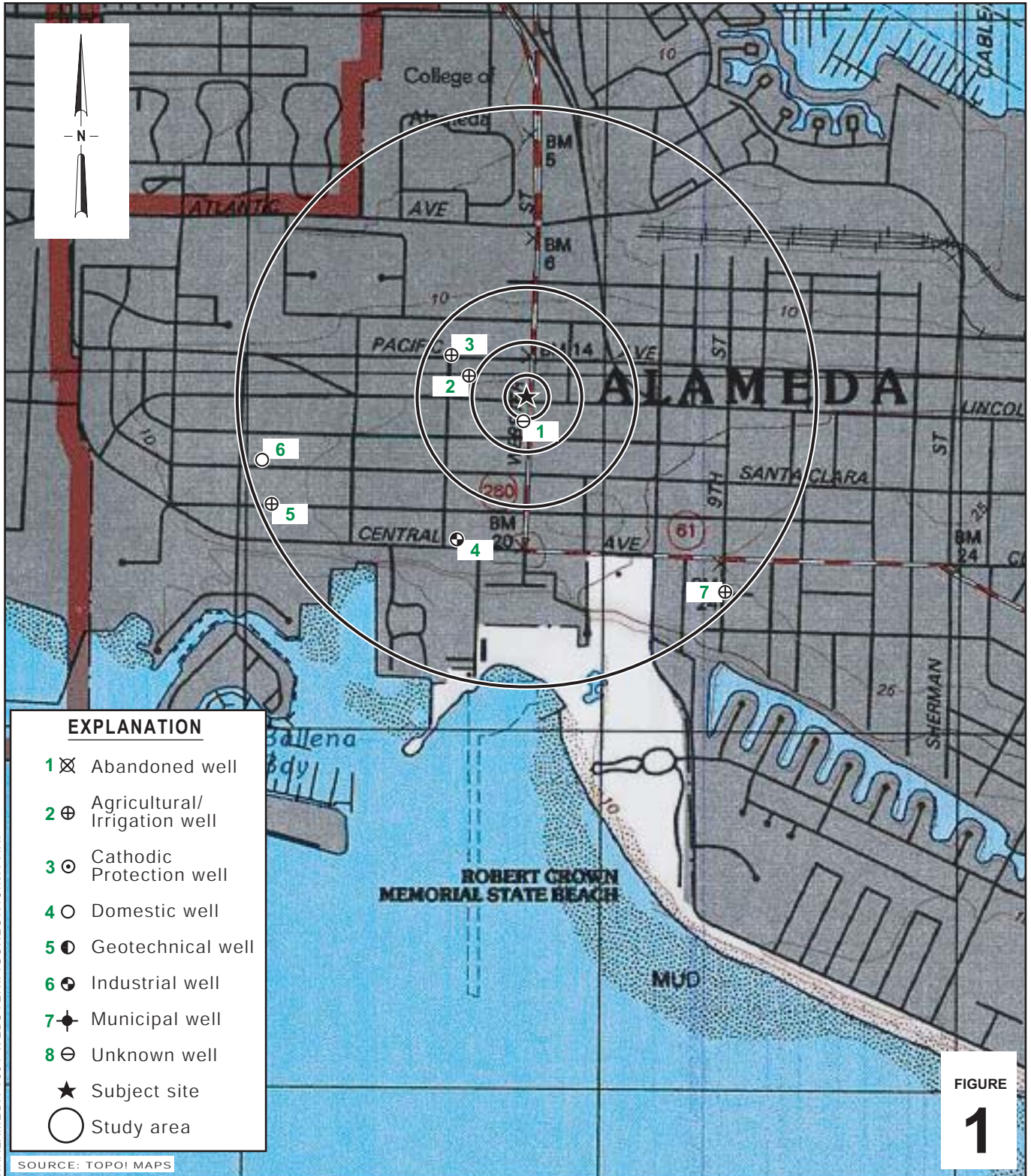
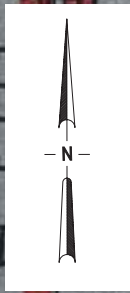
Mr. Jerry Wickham
April 16, 2008

Figures: 1 - Vicinity Map
 2 - Groundwater Contour and Chemical Concentration Map

Attachment: A - Blaine Tech Services, Inc. - Groundwater Monitoring Report
 B - Coordinated Data – Former 76 Station

Conestoga-Rovers & Associates (CRA) prepared this document for use by our client and appropriate regulatory agencies. It is based partially on information available to CRA from outside sources and/or in the public domain, and partially on information supplied by CRA and its subcontractors. CRA makes no warranty or guarantee, expressed or implied, included or intended in this document, with respect to the accuracy of information obtained from these outside sources or the public domain, or any conclusions or recommendations based on information that was not independently verified by CRA. This document represents the best professional judgment of CRA. None of the work performed hereunder constitutes or shall be represented as a legal opinion of any kind or nature.

I:\Sonoma.Shell\Alameda 1601 Webster St\QM\2008\1Q08\1Q08 1601 WebsterText.doc



Shell-branded Service Station

1601 Webster Street
Alameda, California

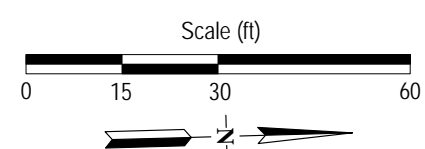
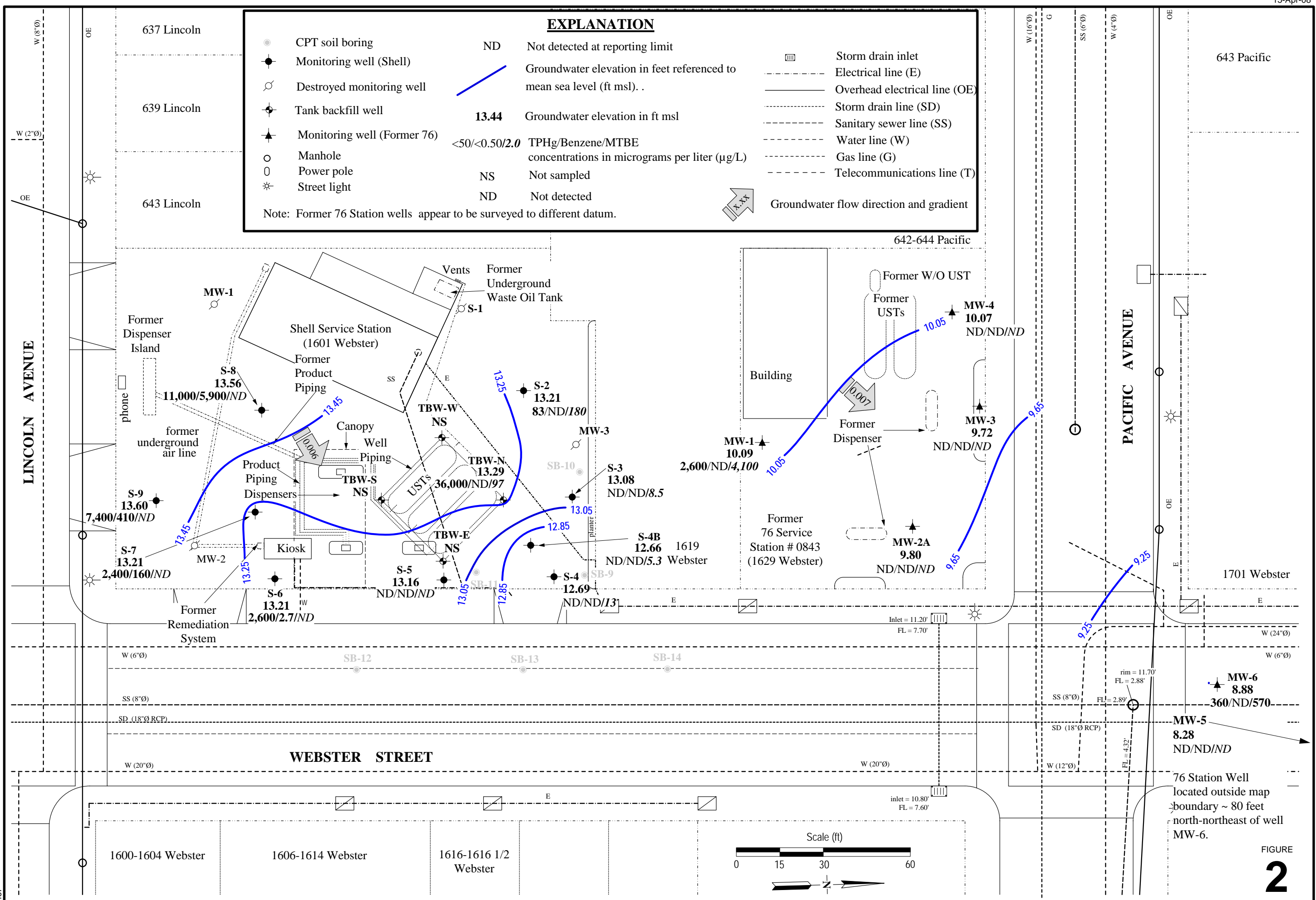


**CONESTOGA-ROVERS
& ASSOCIATES**

Vicinity Map

EXPLANATION

●	CPT soil boring	ND	Not detected at reporting limit	▤	Storm drain inlet
●	Monitoring well (Shell)		Groundwater elevation in feet referenced to mean sea level (ft msl).	---	Electrical line (E)
○	Destroyed monitoring well			---	Overhead electrical line (OE)
⊕	Tank backfill well	13.44	Groundwater elevation in ft msl	---	Storm drain line (SD)
▲	Monitoring well (Former 76)	<50/<0.50/2.0	TPHg/Benzene/MTBE concentrations in micrograms per liter (µg/L)	---	Sanitary sewer line (SS)
○	Manhole	NS	Not sampled	---	Water line (W)
○	Power pole	ND	Not detected	---	Gas line (G)
*	Street light			---	Telecommunications line (T)
Note: Former 76 Station wells appear to be surveyed to different datum.				→	Groundwater flow direction and gradient



76 Station Well located outside map boundary ~ 80 feet north-northeast of well MW-6.

FIGURE 2

0467

Attachment A

**Blaine Tech Services, Inc.
Groundwater Monitoring Report**

BLAINE
TECH SERVICES INC.

GROUNDWATER SAMPLING SPECIALISTS
SINCE 1985

February 27, 2008

Denis Brown
Shell Oil Products US
20945 South Wilmington Avenue
Carson, CA 90810

First Quarter 2008 Groundwater Monitoring at
Shell-branded Service Station
1601 Webster Street
Alameda, CA

Monitoring performed on February 8, 2008

Groundwater Monitoring Report **080208-MD-1**

This report covers the routine monitoring of groundwater wells at this Shell-branded facility. In accordance with standard procedures that conform to Regional Water Quality Control Board requirements, routine field data collection includes depth to water, total well depth, thickness of any separate immiscible layer, water column volume, calculated purge volume (if applicable), elapsed evacuation time (if applicable), total volume of water removed (if applicable), and standard water parameter instrument readings. Sample material is collected, contained, stored, and transported to the laboratory in conformance with EPA standards. Purgewater (if applicable) is, likewise, collected and transported to the Martinez Refining Company.

Basic field information is presented alongside analytical values excerpted from the laboratory report in the cumulative table of **WELL CONCENTRATIONS**. The full analytical report for the most recent samples and the field data sheets are attached to this report.

At a minimum, Blaine Tech Services, Inc. field personnel are certified on completion of a forty-hour Hazardous Materials and Emergency Response training course per 29 CFR 1910.120. Field personnel are also enrolled in annual eight-hour refresher courses. Blaine Tech Services, Inc. conducts sampling and documentation assignments of this type as an

independent third party. Our activities at this site consisted of objective data and sample collection only. No interpretation of analytical results, defining of hydrological conditions or formulation of recommendations was performed.

Please call if you have any questions.

Yours truly,

Mike Ninokata
Project Manager

MN/ju

attachments: Cumulative Table of WELL CONCENTRATIONS
Certified Analytical Report
Field Data Sheets

cc: Ana Friel
Conestoga-Rovers & Associates
19449 Riverside Dr., Suite 230
Sonoma, CA 95476

WELL CONCENTRATIONS
Shell Service Station
1601 Webster Street
Alameda, CA

Well ID	Date	TPPH (ug/L)	B (ug/L)	T (ug/L)	E (ug/L)	X (ug/L)	MTBE (ug/L)	DIPE (ug/L)	ETBE (ug/L)	TAME (ug/L)	TBA (ug/L)	1,2- DCA (ug/L)	EDB (ug/L)	Ethanol (ug/L)	TOC (MSL)	Depth to Water (ft.)	Depth to SPH (ft.)	GW Elevation (MSL)	SPH Thickness (ft.)
---------	------	----------------	-------------	-------------	-------------	-------------	----------------	----------------	----------------	----------------	---------------	-----------------------	---------------	-------------------	--------------	----------------------------	--------------------------	--------------------------	---------------------------

S-2	11/14/2005	NA	NA	NA	NA	NA	NA	NA	NA	NA	NA	NA	NA	NA	19.73	7.60	NA	12.13	NA
S-2	11/22/2005	996	0.630	0.500	0.500	3.10	406	<0.500	<0.500	0.570	18.0	NA	NA	NA	19.73	7.70	NA	12.03	NA
S-2	02/24/2006	<50 b	<0.50	<0.50	<0.50	<0.50	2.0	<0.50	<0.50	<0.50	<5.0	NA	NA	NA	19.73	6.29	NA	13.44	NA
S-2	05/30/2006	<50.0	<0.500	<0.500	<0.500	<0.500	<0.500	<0.500	<0.500	<0.500	<10.0	NA	NA	NA	19.73	6.14	NA	13.59	NA
S-2	08/30/2006	420	<0.500	<0.500	<0.500	<0.500	4.42	<0.500	<0.500	<0.500	<10.0	NA	NA	NA	19.73	7.18	NA	12.55	NA
S-2	11/22/2006	110	<0.50	<0.50	<0.50	<1.0	62	<2.0	<2.0	<2.0	<5.0	NA	NA	NA	19.73	7.55	NA	12.18	NA
S-2	02/23/2007	140	<0.50	<0.50	<0.50	<1.0	110	<2.0	<2.0	<2.0	<5.0	NA	NA	NA	19.73	6.77	NA	12.96	NA
S-2	05/18/2007	<50 h	<0.50	<1.0	<1.0	<1.0	18	<2.0	<2.0	<2.0	<10	NA	NA	NA	19.73	7.02	NA	12.71	NA
S-2	08/10/2007	<50 h	<0.50	<1.0	<1.0	<1.0	40	<2.0	<2.0	<2.0	<10	NA	NA	NA	19.73	7.65	NA	12.08	NA
S-2	11/09/2007	130 h,i	<0.50	<1.0	<1.0	<1.0	190	<2.0	<2.0	<2.0	<10	NA	NA	NA	19.73	7.87	NA	11.86	NA
S-2	02/08/2008	83 h,i	<1.0	<2.0	<2.0	<2.0	180	<4.0	<4.0	<4.0	<20	NA	NA	NA	19.73	6.52	NA	13.21	NA

S-3	11/14/2005	NA	NA	NA	NA	NA	NA	NA	NA	NA	NA	NA	NA	NA	19.14	7.01	NA	12.13	NA
S-3	11/22/2005	3,900	<0.500	<0.500	<0.500	0.900	3,730	<0.500	<0.500	3.44	26.0	NA	NA	NA	19.14	7.15	NA	11.99	NA
S-3	02/24/2006	580 b	<0.50	<0.50	<0.50	<0.50	360	<0.50	<0.50	<0.50	<5.0	NA	NA	NA	19.14	5.95	NA	13.19	NA
S-3	05/30/2006	<50.0	<0.500	<0.500	<0.500	0.510	52.2	<0.500	<0.500	<0.500	<10.0	NA	NA	NA	19.14	5.85	NA	13.29	NA
S-3	08/30/2006	2,910	<0.500	<0.500	<0.500	<0.500	882	<0.500	<0.500	<0.500	<10.0	NA	NA	NA	19.14	6.71	NA	12.43	NA
S-3	11/22/2006	240	<0.50	<0.50	<0.50	<1.0	150	<2.0	<2.0	<2.0	30	NA	NA	NA	19.14	7.05	NA	12.09	NA
S-3	02/23/2007	78	<0.50	<0.50	<0.50	<1.0	78	<2.0	<2.0	<2.0	5.4	NA	NA	NA	19.14	6.30	NA	12.84	NA
S-3	05/18/2007	120 h,i	<0.50	<1.0	<1.0	<1.0	150	<2.0	<2.0	<2.0	73	NA	NA	NA	19.14	6.58	NA	12.56	NA
S-3	08/10/2007	<50 h	<1.0	<2.0	<2.0	<2.0	200	<4.0	<4.0	<4.0	21	NA	NA	NA	19.14	7.09	NA	12.05	NA
S-3	11/09/2007	69 h,i	<0.50	<1.0	<1.0	<1.0	100	<2.0	<2.0	<2.0	<10	NA	NA	NA	19.14	7.28	NA	11.86	NA
S-3	02/08/2008	<50 h	<0.50	<1.0	<1.0	<1.0	8.5	<2.0	<2.0	<2.0	<10	NA	NA	NA	19.14	6.06	NA	13.08	NA

S-4	11/14/2005	NA	NA	NA	NA	NA	NA	NA	NA	NA	NA	NA	NA	NA	18.16	6.00	NA	12.16	NA
S-4	11/22/2005	4,570	<0.500	<0.500	<0.500	0.660	3,450	<0.500	<0.500	3.57	26.0	NA	NA	NA	18.16	6.10	NA	12.06	NA
S-4	02/24/2006	2,200 b	<0.50	<0.50	<0.50	<0.50	1,400	<0.50	<0.50	1.4	13 c	NA	NA	NA	18.16	5.09	NA	13.07	NA
S-4	05/30/2006	1,100	<0.500	<0.500	<0.500	<0.500	1,060	<0.500	<0.500	1.04	87.5	NA	NA	NA	18.16	5.00	NA	13.16	NA
S-4	08/30/2006	3,170	<0.500	<0.500	<0.500	<0.500	1,000	<0.500	<0.500	0.850	120	NA	NA	NA	18.16	5.81	NA	12.35	NA
S-4	11/22/2006	520	<0.50	<0.50	<0.50	<1.0	480	<2.0	<2.0	<2.0	5.2	NA	NA	NA	18.16	5.93	NA	12.23	NA
S-4	02/23/2007	180	<0.50	<0.50	<0.50	<1.0	130	<2.0	<2.0	<2.0	9.6	NA	NA	NA	18.16	5.40	NA	12.76	NA
S-4	05/18/2007	220 h,i	<2.5	<5.0	<5.0	2.5 j	420	<10	<10	<10	<50	NA	NA	NA	18.16	5.62	NA	12.54	NA
S-4	08/10/2007	98 h,i	<2.5	<5.0	<5.0	<5.0	540	<10	<10	<10	29 j	NA	NA	NA	18.16	6.00	NA	12.16	NA

WELL CONCENTRATIONS
Shell Service Station
1601 Webster Street
Alameda, CA

Well ID	Date	TPPH (ug/L)	B (ug/L)	T (ug/L)	E (ug/L)	X (ug/L)	MTBE 8260 (ug/L)	DIPE (ug/L)	ETBE (ug/L)	TAME (ug/L)	TBA (ug/L)	1,2- DCA (ug/L)	EDB (ug/L)	Ethanol (ug/L)	TOC (MSL)	Depth to Water (ft.)	Depth to SPH (ft.)	GW Elevation (MSL)	SPH Thickness (ft.)
---------	------	----------------	-------------	-------------	-------------	-------------	------------------------	----------------	----------------	----------------	---------------	-----------------------	---------------	-------------------	--------------	----------------------------	--------------------------	--------------------------	---------------------------

S-4	11/09/2007	190 h,i	<2.5	<5.0	<5.0	<5.0	350	<10	<10	<10	<50	NA	NA	NA	18.16	6.20	NA	11.96	NA
S-4	02/08/2008	<50 h	<0.50	<1.0	<1.0	<1.0	13	<2.0	<2.0	<2.0	<10	NA	NA	NA	18.16	5.47	NA	12.69	NA

S-4B	08/21/2006	NA	NA	NA	NA	NA	NA	NA	NA	NA	NA	NA	NA	NA	18.78	6.14	NA	12.64	NA
S-4B	08/30/2006	3,630	<0.500	<0.500	5.32	<0.500	1,130	<0.500	<0.500	1.47	643	NA	NA	NA	18.78	6.32	NA	12.46	NA
S-4B	11/22/2006	620	<0.50	<0.50	0.66	<1.0	580	<2.0	<2.0	<2.0	680	NA	NA	NA	18.78	6.46	NA	12.32	NA
S-4B	02/23/2007	230	<1.0	<1.0	<1.0	<2.0	190	<4.0	<4.0	<4.0	450	NA	NA	NA	18.78	6.64	NA	12.14	NA
S-4B	05/18/2007	200 h	<0.50	<1.0	<1.0	<1.0	130	<2.0	<2.0	<2.0	360	NA	NA	NA	18.78	6.19	NA	12.59	NA
S-4B	08/10/2007	150 h	0.47 j	<1.0	<1.0	<1.0	67	<2.0	<2.0	<2.0	230	NA	NA	NA	18.78	6.48	NA	12.30	NA
S-4B	11/09/2007	<50 h	<0.50	<1.0	<1.0	<1.0	32	<2.0	<2.0	<2.0	67	NA	NA	NA	18.78	6.59	NA	12.19	NA
S-4B	02/08/2008	<50 h	<0.50	<1.0	<1.0	<1.0	5.3	<2.0	<2.0	<2.0	<10	NA	NA	NA	18.78	6.12	NA	12.66	NA

S-5	11/14/2005	NA	NA	NA	NA	NA	NA	NA	NA	NA	NA	NA	NA	NA	18.68	6.33	NA	12.35	NA
S-5	11/22/2005	1,010	0.900	<0.500	1.79	4.91	302	<0.500	<0.500	<0.500	397	NA	NA	NA	18.68	6.44	NA	12.24	NA
S-5	02/24/2006	<50 b	<0.50	<0.50	<0.50	<0.50	19	<0.50	<0.50	<0.50	<5.0	NA	NA	NA	18.68	5.44	NA	13.24	NA
S-5	05/30/2006	2,000	4.13	0.670	<0.500	3.28	143	<0.500	<0.500	<0.500	<10.0	NA	NA	NA	18.68	5.33	NA	13.35	NA
S-5	08/30/2006	1,380	<0.500	<0.500	1.43	<0.500	211	<0.500	<0.500	<0.500	106	NA	NA	NA	18.68	6.16	NA	12.52	NA
S-5	11/22/2006	82	<0.50	<0.50	<0.50	<1.0	28	<2.0	<2.0	<2.0	13	NA	NA	NA	18.68	6.28	NA	12.40	NA
S-5	02/23/2007	<50	<0.50	<0.50	<0.50	<1.0	1.2	<2.0	<2.0	<2.0	<5.0	NA	NA	NA	18.68	5.68	NA	13.00	NA
S-5	05/18/2007	<50 h,i	<0.50	<1.0	<1.0	<1.0	2.6	<2.0	<2.0	<2.0	<10	NA	NA	NA	18.68	5.91	NA	12.77	NA
S-5	08/10/2007	<50 h	<0.50	<1.0	<1.0	<1.0	1.0	<2.0	<2.0	<2.0	<10	NA	NA	NA	18.68	6.36	NA	12.32	NA
S-5	11/09/2007	<50 h	<0.50	<1.0	<1.0	<1.0	<10	<2.0	<2.0	<2.0	<10	NA	NA	NA	18.68	6.47	NA	12.21	NA
S-5	02/08/2008	<50 h	<0.50	<1.0	<1.0	<1.0	<1.0	<2.0	<2.0	<2.0	<10	NA	NA	NA	18.68	5.52	NA	13.16	NA

S-6	11/14/2005	NA	NA	NA	NA	NA	NA	NA	NA	NA	NA	NA	NA	NA	19.32	6.36	NA	12.96	NA
S-6	11/22/2005	15,800	5.14	0.690	32.1	934	<0.500	<0.500	<0.500	<0.500	14.2	NA	NA	NA	19.32	6.53	NA	12.79	NA
S-6	01/19/2006	NA	NA	NA	NA	NA	NA	NA	NA	NA	NA	NA	NA	NA	19.32	5.50	NA	13.82	NA
S-6	02/24/2006	7,900 b	4.4	<1.5	260	380	<1.5	<1.5	<1.5	<1.5	<7.0	NA	NA	NA	19.32	5.76	NA	13.56	NA
S-6	05/30/2006	4,170	4.98	<0.500	76.6	44.2	<0.500	<0.500	<0.500	<0.500	<10.0	NA	NA	NA	19.32	5.68	NA	13.64	NA
S-6	08/30/2006	16,400	10.7	<0.500	353	292	<0.500	<0.500	<0.500	<0.500	<10.0	NA	NA	NA	19.32	6.38	NA	12.94	NA
S-6	11/22/2006	6,900	7.7	<2.5	250	450	<2.5	<10	<10	<10	<25	NA	NA	NA	19.32	6.62	NA	12.70	NA
S-6	02/23/2007	7,900	4.4	<2.5	400	940	<2.5	<10	<10	<10	<25	NA	NA	NA	19.32	6.06	NA	13.26	NA
S-6	05/18/2007	2,600 h	3.1	<1.0	85	147.3	<1.0	<2.0	<2.0	<2.0	<10	NA	NA	NA	19.32	6.12	NA	13.20	NA

WELL CONCENTRATIONS
Shell Service Station
1601 Webster Street
Alameda, CA

Well ID	Date	TPPH (ug/L)	B (ug/L)	T (ug/L)	E (ug/L)	X (ug/L)	MTBE 8260 (ug/L)	DIPE (ug/L)	ETBE (ug/L)	TAME (ug/L)	TBA (ug/L)	1,2- DCA (ug/L)	EDB (ug/L)	Ethanol (ug/L)	TOC (MSL)	Depth to Water (ft.)	Depth to SPH (ft.)	GW Elevation (MSL)	SPH Thickness (ft.)
S-6	08/10/2007	3,100 h	3.5	0.28 j	110	202	<1.0	<2.0	<2.0	<2.0	<10	NA	NA	NA	19.32	6.60	NA	12.72	NA
S-6	11/09/2007	3,700 h	2.1	0.34 j	160	335	<1.0	<2.0	<2.0	<2.0	<10	NA	NA	NA	19.32	6.80	NA	12.52	NA
S-6	02/08/2008	2,600 h	2.7	<1.0	72	156.0	<1.0	<2.0	<2.0	<2.0	<10	NA	NA	NA	19.32	6.11	NA	13.21	NA
S-7	11/14/2005	NA	NA	NA	NA	NA	NA	NA	NA	NA	NA	NA	NA	NA	19.44	6.76	NA	12.68	NA
S-7	11/22/2005	51,100	2,680	2,980	969	6,360	1.49	<0.500	<0.500	<0.500	53.3	NA	NA	NA	19.44	6.88	NA	12.56	NA
S-7	02/24/2006	22,000 b/25,000 d	1,700	1,200	1,200	2,800	<2.5	<2.5	<2.5	<2.5	58	NA	NA	NA	19.44	5.73	NA	13.71	NA
S-7	05/30/2006	35,600	1,720	641	1,600	3,630	2.83	<0.500	<0.500	<0.500	<10.0	NA	NA	NA	19.44	5.61	NA	13.83	NA
S-7	08/30/2006	83,900	5,060	62.5	1,640	4,010	2.38	<0.500	<0.500	<0.500	43.4	NA	NA	NA	19.44	6.43	NA	13.01	NA
S-7	11/22/2006	13,000	4,300	27	710	1,900	<2.5	<10	<10	<10	54	NA	NA	NA	19.44	6.68	NA	12.76	NA
S-7	02/23/2007	15,000	2,000	43	1,100	3,300	<12	<50	<50	<50	<120	NA	NA	NA	19.44	5.82	NA	13.62	NA
S-7	05/18/2007	6,100 h	3,900	22 j	520	2,010	<50	<100	<100	<100	<500	NA	NA	NA	19.44	6.20	NA	13.24	NA
S-7	08/10/2007	14,000 h	4,900	19 j	670	2,046 j	<50	<100	<100	<100	<500	NA	NA	NA	19.44	6.74	NA	12.70	NA
S-7	11/09/2007	16,000 h	4,400	21 j	550	2,052	<50	<100	<100	<100	<500	NA	NA	NA	19.44	6.93	NA	12.51	NA
S-7	02/08/2008	2,400 h	160	<2.0	70	160	<2.0	<4.0	<4.0	<4.0	<20	NA	NA	NA	19.44	6.23	NA	13.21	NA
S-8	08/21/2006	NA	NA	NA	NA	NA	NA	NA	NA	NA	NA	NA	NA	NA	20.11	7.02	NA	13.09	NA
S-8	08/30/2006	90,600	5,150	28.2	3,230	4,450	4.30	<0.500	<0.500	<0.500	<10.0	NA	NA	NA	20.11	7.19	NA	12.92	NA
S-8	11/22/2006	41,000	4,900	58	3,300	7,200	2.6	<10	<10	<10	<25	NA	NA	NA	20.11	7.48	NA	12.63	NA
S-8	02/23/2007	28,000	2,900	28	2,900	4,900	<25	<100	<100	<100	<250	NA	NA	NA	20.11	6.73	NA	13.38	NA
S-8	05/18/2007	24,000 h	4,400	33 j	3,800	4,470	<50	<100	<100	<100	<500	NA	NA	NA	20.11	6.98	NA	13.13	NA
S-8	08/10/2007	22,000 h	5,000	30 j	3,100	3,660	<50	<100	<100	<100	<500	NA	NA	NA	20.11	7.57	NA	12.54	NA
S-8	11/09/2007	22,000 h	4,600	24 j	3,000	2,770	<50	<100	<100	<100	<500	NA	NA	NA	20.11	7.80	NA	12.31	NA
S-8	02/08/2008	11,000 h	5,900	<50	410	310	<50	<100	<100	<100	<500	NA	NA	NA	20.11	6.55	NA	13.56	NA
S-9	08/21/2006	NA	NA	NA	NA	NA	NA	NA	NA	NA	NA	NA	NA	NA	19.60	6.93	NA	12.67	NA
S-9	08/30/2006	162,000	3,620	5,040	3,810	22,500	<0.500	<0.500	<0.500	<0.500	<10.0	NA	NA	NA	19.60	6.52	NA	13.08	NA
S-9	11/22/2006	47,000	2,100	840	3,000	12,000	<2.5	<10	<10	<10	<25	NA	NA	NA	19.60	6.78	NA	12.82	NA
S-9	02/23/2007	18,000	890	120	1,800	3,600	<12	<50	<50	<50	<120	NA	NA	NA	19.60	6.13	NA	13.47	NA
S-9	05/18/2007	22,000 h	1,300	630	2,400	7,300	<50	<100	<100	<100	<500	NA	NA	NA	19.60	6.35	NA	13.25	NA
S-9	08/10/2007	36,000 h	2,600	920	4,200	14,900	<50	<100	<100	<100	<500	NA	NA	NA	19.60	6.86	NA	12.74	NA
S-9	11/09/2007	34,000 h	2,100	320	3,700	12,000	<50	<100	<100	<100	<500	NA	NA	NA	19.60	7.09	NA	12.51	NA
S-9	02/08/2008	7,400 h	410	51	1,100	1,620	<10	<20	<20	<20	<100	NA	NA	NA	19.60	6.00	NA	13.60	NA

WELL CONCENTRATIONS
Shell Service Station
1601 Webster Street
Alameda, CA

Well ID	Date	TPPH (ug/L)	B (ug/L)	T (ug/L)	E (ug/L)	X (ug/L)	MTBE 8260 (ug/L)	DIPE (ug/L)	ETBE (ug/L)	TAME (ug/L)	TBA (ug/L)	1,2- DCA (ug/L)	EDB (ug/L)	Ethanol (ug/L)	TOC (MSL)	Depth to Water (ft.)	Depth to SPH (ft.)	GW Elevation (MSL)	SPH Thickness (ft.)
---------	------	----------------	-------------	-------------	-------------	-------------	------------------------	----------------	----------------	----------------	---------------	-----------------------	---------------	-------------------	--------------	----------------------------	--------------------------	--------------------------	---------------------------

TBW-E	11/23/2004	NA	NA	NA	NA	NA	NA	NA	NA	NA	NA	NA	NA	NA	NA	6.31	NA	NA	NA
TBW-E	12/01/2004	NA	NA	NA	NA	NA	NA	NA	NA	NA	NA	NA	NA	NA	NA	7.01	NA	NA	NA
TBW-E	12/07/2004	NA	NA	NA	NA	NA	NA	NA	NA	NA	NA	NA	NA	NA	NA	6.32	NA	NA	NA
TBW-E	12/15/2004	NA	NA	NA	NA	NA	NA	NA	NA	NA	NA	NA	NA	NA	NA	6.55	NA	NA	NA
TBW-E	12/23/2004	NA	NA	NA	NA	NA	NA	NA	NA	NA	NA	NA	NA	NA	NA	5.95	NA	NA	NA
TBW-E	12/27/2004	NA	NA	NA	NA	NA	NA	NA	NA	NA	NA	NA	NA	NA	NA	8.47	NA	NA	NA

TBW-N	11/23/2004	83,000	640	27,000	1,700	20,000	2,300	<400	<400	<400	1,300	<100	<100	<10,000	NA	5.64	NA	NA	NA
TBW-N	12/01/2004	160,000	700	31,000	2,300	24,000	2,900	<400	<400	<400	1,200	<100	<100	<10,000	NA	6.35	NA	NA	NA
TBW-N	12/07/2004	130,000	590	29,000	2,300	24,000	2,700	<400	<400	<400	1,300	<100	<100	<10,000	NA	5.65	NA	NA	NA
TBW-N	12/15/2004	120,000	420	26,000	2,000	22,000	3,300	<400	<400	<400	<1,000	<100	<100	<10,000	NA	5.85	NA	NA	NA
TBW-N	12/23/2004	100,000	220	23,000	1,900	20,000	1,900	<400	<400	<400	<1,000	<100	<100	<10,000	NA	5.30	NA	NA	NA
TBW-N	12/27/2004	110,000	470	26,000	2,300	22,000	1,800	<400	<400	<400	<1,000	<100	<100	<10,000	NA	7.80	NA	NA	NA
TBW-N	01/17/2005	86,000	330	22,000	2,200	21,000	1,600	<400	<400	<400	1,600	<100	<100	<10,000	NA	6.59	NA	NA	NA
TBW-N	02/04/2005	97,000	290	23,000	1,800	20,000	1,900	<400	<400	<400	<1,000	<100	<100	<10,000	NA	4.50	NA	NA	NA
TBW-N	03/02/2005	94,000	360	24,000	2,000	19,000	1,200	<400	<400	<400	<1,000	<100	<100	<10,000	NA	4.11	NA	NA	NA
TBW-N	04/12/2005	27,000	130	9,300	1,100	8,700	1,400	<100	<100	<20	390	<25	<25	<2,500	NA	4.08	NA	NA	NA
TBW-N	05/13/2005	42,000	130	8,700	1,500	12,000	1,400	<100	<100	<100	440	<25	<25	<2,500	NA	4.45	NA	NA	NA
TBW-N	06/10/2005	46,000	63	5,500	1,300	11,000	500	<100	<100	<100	<250	<25	<25	<2,500	NA	4.97	NA	NA	NA
TBW-N	07/15/2005	48,000	88	8,400	1,300	9,500	660	<100	<100	<100	310	<25	<25	<2,500	NA	5.18	NA	NA	NA
TBW-N	08/17/2005 a	36,000	85	8,500	1,200	11,000	510	<200	<200	<200	<500	<50	<50	<5,000	18.08	5.28	NA	12.80	NA
TBW-N	09/15/2005	20,000	59	2,400	730	9,300	600	<40	<40	<40	500	NA	NA	<1,000	18.08	5.92	NA	12.16	NA
TBW-N	10/17/2005	59,000	58	4,900	1,200	16,000	490	<100	<100	<100	<250	<25	<25	<2,500	18.08	5.96	NA	12.12	NA
TBW-N	11/22/2005	105,000	41.3	8,750	1,550	18,300	443	<0.500	<0.500	<0.500	248	<0.500	<0.500	<50.0	18.08	5.82	NA	12.26	NA
TBW-N	12/09/2005	65,900	43.4	5,110	1,110	13,500	493	<0.500	<0.500	<0.500	259	<0.500	<0.500	<50.0	18.08	5.60	NA	12.48	NA
TBW-N	01/05/2006	80,100	33.8	4,910	1,620	19,400	410	<0.500	<0.500	<0.500	<10.0	<0.500	<0.500	<50.0	18.08	4.44	NA	13.64	NA
TBW-N	02/24/2006	56,000 b/60,000 d	15	2,700	1,000	12,000	270	<15	<15	<15	180	<15	<15	<150	18.08	4.67	NA	13.41	NA
TBW-N	03/08/2006	60,200	23.4	3,820	1,370	16,500	293	<0.500	<0.500	<0.500	93.8	<0.500	<0.500	<50.0	18.08	4.18	NA	13.90	NA
TBW-N	04/13/2006	73,000	21.8	2,900	1,220	14,600	277	<0.500	<0.500	<0.500	68.5	<0.500	<0.500	<500	18.08	3.49	NA	14.59	NA
TBW-N	05/30/2006	59,300	18.7	1,170	1,800	10,200	119 e	<0.500	<0.500	<0.500	<10.0	0.860	<0.500	<50.0	18.08	4.52	NA	13.56	NA
TBW-N	06/05/2006	83,700	16.0	1,510	2,090	11,400	146 e	<0.500	<0.500	<0.500	<10.0	<0.500	<0.500	<50.0	18.08	4.55	NA	13.53	NA
TBW-N	07/19/2006	80,100	16.4	632	1,550	13,900	85.7	<0.500	<0.500	<0.500	<10.0	<0.500	<0.500	<50.0	18.08	4.99	NA	13.09	NA

WELL CONCENTRATIONS
Shell Service Station
1601 Webster Street
Alameda, CA

Well ID	Date	TPPH (ug/L)	B (ug/L)	T (ug/L)	E (ug/L)	X (ug/L)	MTBE (ug/L)	DIPE (ug/L)	ETBE (ug/L)	TAME (ug/L)	TBA (ug/L)	1,2- DCA (ug/L)	EDB (ug/L)	Ethanol (ug/L)	TOC (MSL)	Depth to Water (ft.)	Depth to SPH (ft.)	GW Elevation (MSL)	SPH Thickness (ft.)
TBW-N	08/30/2006	52,700	18.2	747	1,900	13,400	82.9	<5.00	<5.00	<5.00	<100	<5.00	<5.00	<500	18.08	5.47	NA	12.61	NA
TBW-N	09/06/2006	77,500	21.3	1,100	1,650	11,800	116	<0.500	<0.500	<0.500	12.4	<0.500	<0.500	<50.0	18.08	5.39	NA	12.69	NA
TBW-N	10/13/2006	33,000	22	1,300	1,700	27,000	160	<20	<20	<20	<50	<5.0	<5.0	<500	18.08	5.57	NA	12.51	NA
TBW-N	11/22/2006	36,000	18	680	1,200	14,000	110	<20	<20	<20	<50	<5.0	<5.0	<500	18.08	5.65	NA	12.43	NA
TBW-N	12/12/2006	34,000	<25	330	1,400	11,000	89	<25	<25	<25	<1,000	<25	<25	<5,000	18.08	5.34	NA	12.74	NA
TBW-N	01/05/2007	26,000 g	16	450	1,400	13,000 f	96	<20	<20	<20	<50	<5.0	<5.0	<500	18.08	5.23	NA	12.85	NA
TBW-N	02/23/2007	41,000	<25	400	1,500	15,000	120	<100	<100	<100	<250	<25	<25	<2,500	18.08	4.96	NA	13.12	NA
TBW-N	03/08/2007	15,000	<25	320	1,300	15,000	110	<100	<100	<100	<250	<25	<25	<2,500	18.08	4.93	NA	13.15	NA
TBW-N	04/06/2007	24,000 h	15	360	1,100	12,300	130	<10	<10	<10	<50	<2.5	NA	<500	18.08	5.07	NA	13.01	NA
TBW-N	05/18/2007	30,000 h	15 j	140	1,100	9,960	100	<100	<100	<100	<50	<25	<50	<5,000	18.08	5.25	NA	12.83	NA
TBW-N	06/11/2007	26,000 h	15 j	160	1,300	9,150	120	<100	<100	<100	<500	<25	<50	<5,000	18.08	5.33	NA	12.75	NA
TBW-N	07/03/2007	36,000 h	9.3 j	150	990	8,400	130	<100	<100	<100	<500	<25	<50	<5,000	18.08	5.46	NA	12.62	NA
TBW-N	08/10/2007	24,000 h	14	200	1,200	5,240	120	<40	<40	<40	<200	<10	<20	<2,000	18.08	5.78	NA	12.30	NA
TBW-N	09/25/2007	28,000 h	15	560	1,400	7,600	<20	<40	<40	<40	160 j	<10	<20	<2,000	18.08	6.02	NA	12.06	NA
TBW-N	11/09/2007	42,000 h	18	610	1,700	14,500	140	<50	<50	<50	<250	<12	<25	<2,500	18.08	5.91	5.90	12.18	0.01
TBW-N	02/08/2008	36,000 h	<25	450	1,400	15,100	97	<100	<100	<100	<500	<25	<50	<5,000	18.08	4.79	NA	13.29	NA
TBW-S	11/23/2004	NA	NA	NA	NA	NA	NA	NA	NA	NA	NA	NA	NA	NA	NA	6.18	NA	NA	NA
TBW-S	12/01/2004	NA	NA	NA	NA	NA	NA	NA	NA	NA	NA	NA	NA	NA	NA	6.87	NA	NA	NA
TBW-S	12/07/2004	NA	NA	NA	NA	NA	NA	NA	NA	NA	NA	NA	NA	NA	NA	6.15	NA	NA	NA
TBW-S	12/15/2004	NA	NA	NA	NA	NA	NA	NA	NA	NA	NA	NA	NA	NA	NA	6.38	NA	NA	NA
TBW-S	12/23/2004	NA	NA	NA	NA	NA	NA	NA	NA	NA	NA	NA	NA	NA	NA	5.81	NA	NA	NA
TBW-S	12/27/2004	NA	NA	NA	NA	NA	NA	NA	NA	NA	NA	NA	NA	NA	NA	8.35	NA	NA	NA
TBW-W	11/23/2004	NA	NA	NA	NA	NA	NA	NA	NA	NA	NA	NA	NA	NA	NA	6.14	NA	NA	NA
TBW-W	12/01/2004	NA	NA	NA	NA	NA	NA	NA	NA	NA	NA	NA	NA	NA	NA	6.86	NA	NA	NA
TBW-W	12/07/2004	NA	NA	NA	NA	NA	NA	NA	NA	NA	NA	NA	NA	NA	NA	6.13	NA	NA	NA
TBW-W	12/15/2004	NA	NA	NA	NA	NA	NA	NA	NA	NA	NA	NA	NA	NA	NA	6.37	NA	NA	NA
TBW-W	12/23/2004	NA	NA	NA	NA	NA	NA	NA	NA	NA	NA	NA	NA	NA	NA	5.79	NA	NA	NA
TBW-W	12/27/2004	NA	NA	NA	NA	NA	NA	NA	NA	NA	NA	NA	NA	NA	NA	8.32	NA	NA	NA

WELL CONCENTRATIONS
Shell Service Station
1601 Webster Street
Alameda, CA

Well ID	Date	TPPH (ug/L)	B (ug/L)	T (ug/L)	E (ug/L)	X (ug/L)	MTBE 8260 (ug/L)	DIPE (ug/L)	ETBE (ug/L)	TAME (ug/L)	TBA (ug/L)	1,2- DCA (ug/L)	EDB (ug/L)	Ethanol (ug/L)	TOC (MSL)	Depth to Water (ft.)	Depth to SPH (ft.)	GW Elevation (MSL)	SPH Thickness (ft.)
---------	------	----------------	-------------	-------------	-------------	-------------	------------------------	----------------	----------------	----------------	---------------	-----------------------	---------------	-------------------	--------------	----------------------------	--------------------------	--------------------------	---------------------------

Abbreviations:

TPPH = Total petroleum hydrocarbons as gasoline by modified EPA Method 8260B.

BTEX = Benzene, toluene, ethylbenzene, xylenes by EPA Method 8260B.

MTBE = Methyl tertiary butyl ether

DIPE = Di-isopropyl ether, analyzed by EPA Method 8260B

ETBE = Ethyl tertiary butyl ether, analyzed by EPA Method 8260B

TAME = Tertiary amyl methyl ether, analyzed by EPA Method 8260B

TBA = Tertiary butyl alcohol or tertiary butanol, analyzed by EPA Method 8260B

1,2-DCA = 1,2-Dichloroethane, analyzed by EPA Method 8260B

EDB = Ethylene Dibromide, analyzed by EPA Method 8260B

TOC = Top of Casing Elevation

SPH = Separate-phase hydrocarbon

GW = Groundwater

ug/L = Parts per billion

MSL = Mean sea level

ft. = Feet

<n = Below detection limit

NA = Not applicable

WELL CONCENTRATIONS
Shell Service Station
1601 Webster Street
Alameda, CA

Well ID	Date	TPPH (ug/L)	B (ug/L)	T (ug/L)	E (ug/L)	X (ug/L)	MTBE 8260 (ug/L)	DIPE (ug/L)	ETBE (ug/L)	TAME (ug/L)	TBA (ug/L)	1,2- DCA (ug/L)	EDB (ug/L)	Ethanol (ug/L)	TOC (MSL)	Depth to Water (ft.)	Depth to SPH (ft.)	GW Elevation (MSL)	SPH Thickness (ft.)
---------	------	----------------	-------------	-------------	-------------	-------------	------------------------	----------------	----------------	----------------	---------------	-----------------------	---------------	-------------------	--------------	----------------------------	--------------------------	--------------------------	---------------------------

Notes:

a = Extracted out of holding time.

b = Result with a carbon range of C4-C12.

c = Result may be biased slightly high. See lab report case narrative.

d = Result with a carbon range of C6-C12.

e = Secondary ion abundances were outside method requirements. Identification based on analytical judgement.

f = Concentration estimated. Analyte exceeded calibration range. Reanalysis not performed due to holding time requirements.

g = Laboratory Control Sample and/or Laboratory Control Sample Duplicate recovery was below the acceptance limits. A low bias to sample results is indicated.

h = Analyzed by EPA Method 8015B (M).

i = The sample chromatographic pattern for TPH does not match the chromatographic pattern of the specified standard. Quantitation of the unknown hydrocarbon(s) in the sample was based upon the specified standard.

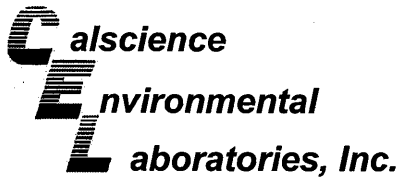
j = Analyte was detected at a concentration below the reporting limit and above the laboratory method detection limit. Reported value is estimated.

Ethanol analyzed by EPA Method 8260B.

Well TBW-N surveyed September 1, 2005 by Virgil Chavez Land Surveying of Vallejo, CA.

Wells S-2 through S-7 surveyed on November 30, 2005 by Virgil Chavez Land Surveying of Vallejo, CA.

Wells S-4B and S-7 through S-9 surveyed on August 17, 2006 by Virgil Chavez Land Surveying of Vallejo, CA.



Supplemental Report 1

February 19, 2008

The original report has been revised/corrected.

Michael Ninokata
Blaine Tech Services, Inc.
1680 Rogers Avenue
San Jose, CA 95112-1105

Subject: **Calscience Work Order No.: 08-02-0687**
Client Reference: **1601 Webster St., Alameda, CA**

Dear Client:

Enclosed is an analytical report for the above-referenced project. The samples included in this report were received 2/9/2008 and analyzed in accordance with the attached chain-of-custody.

Unless otherwise noted, all analytical testing was accomplished in accordance with the guidelines established in our Quality Systems Manual, applicable standard operating procedures, and other related documentation. The original report of subcontracted analysis, if any, is provided herein, and follows the standard Calscience data package. The results in this analytical report are limited to the samples tested and any reproduction thereof must be made in its entirety.

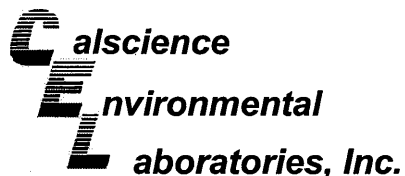
If you have any questions regarding this report, please do not hesitate to contact the undersigned.

Sincerely,

A handwritten signature in black ink, appearing to read "Jessie Kim".

Calscience Environmental
Laboratories, Inc.
Jessie Kim
Project Manager

A handwritten signature in black ink, appearing to read "Jessie Kim".



Analytical Report



Blaine Tech Services, Inc.
1680 Rogers Avenue
San Jose, CA 95112-1105

Date Received: 02/09/08
Work Order No: 08-02-0687
Preparation: EPA 5030B
Method: EPA 8015B (M)

Project: 1601 Webster St., Alameda, CA

Page 1 of 3

Client Sample Number	Lab Sample Number	Date/Time Collected	Matrix	Instrument	Date Prepared	Date/Time Analyzed	QC Batch ID
TBW-N	08-02-0687-1-E	02/08/08 14:21	Aqueous	GC 18	02/11/08	02/11/08 15:41	080211B01

Parameter	Result	RL	DF	Qual	Units
TPH as Gasoline	36000	500	10		ug/L
<u>Surrogates:</u>	<u>REC (%)</u>	<u>Control Limits</u>		<u>Qual</u>	
1,4-Bromofluorobenzene	90	38-134			

Client Sample Number	Lab Sample Number	Date/Time Collected	Matrix	Instrument	Date Prepared	Date/Time Analyzed	QC Batch ID
S-2	08-02-0687-2-E	02/08/08 12:51	Aqueous	GC 18	02/11/08	02/11/08 16:15	080211B01

Comment(s): -The sample chromatographic pattern for TPH does not match the chromatographic pattern of the specified standard. Quantitation of the unknown hydrocarbon(s) in the sample was based upon the specified standard.

Parameter	Result	RL	DF	Qual	Units
TPH as Gasoline	83	50	1		ug/L
<u>Surrogates:</u>	<u>REC (%)</u>	<u>Control Limits</u>		<u>Qual</u>	
1,4-Bromofluorobenzene	78	38-134			

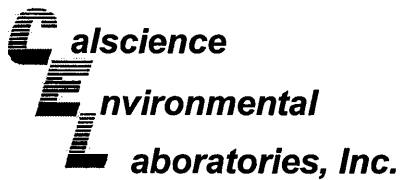
Client Sample Number	Lab Sample Number	Date/Time Collected	Matrix	Instrument	Date Prepared	Date/Time Analyzed	QC Batch ID
S-3	08-02-0687-3-E	02/08/08 12:31	Aqueous	GC 18	02/11/08	02/11/08 16:49	080211B01

Parameter	Result	RL	DF	Qual	Units
TPH as Gasoline	ND	50	1		ug/L
<u>Surrogates:</u>	<u>REC (%)</u>	<u>Control Limits</u>		<u>Qual</u>	
1,4-Bromofluorobenzene	78	38-134			

Client Sample Number	Lab Sample Number	Date/Time Collected	Matrix	Instrument	Date Prepared	Date/Time Analyzed	QC Batch ID
S-4	08-02-0687-4-E	02/08/08 13:11	Aqueous	GC 18	02/11/08	02/11/08 17:22	080211B01

Parameter	Result	RL	DF	Qual	Units
TPH as Gasoline	ND	50	1		ug/L
<u>Surrogates:</u>	<u>REC (%)</u>	<u>Control Limits</u>		<u>Qual</u>	
1,4-Bromofluorobenzene	79	38-134			

RL - Reporting Limit , DF - Dilution Factor , Qual - Qualifiers



Analytical Report



Blaine Tech Services, Inc.
1680 Rogers Avenue
San Jose, CA 95112-1105

Date Received: 02/09/08
Work Order No: 08-02-0687
Preparation: EPA 5030B
Method: EPA 8015B (M)

Project: 1601 Webster St., Alameda, CA

Page 2 of 3

Client Sample Number	Lab Sample Number	Date/Time Collected	Matrix	Instrument	Date Prepared	Date/Time Analyzed	QC Batch ID
S-4B	08-02-0687-5-E	02/08/08 10:21	Aqueous	GC 18	02/11/08	02/11/08 17:56	080211B01

Parameter	Result	RL	DF	Qual	Units
TPH as Gasoline	ND	50	1		ug/L
<u>Surrogates:</u>	<u>REC (%)</u>	<u>Control Limits</u>		<u>Qual</u>	
1,4-Bromofluorobenzene	79	38-134			

Client Sample Number	Lab Sample Number	Date/Time Collected	Matrix	Instrument	Date Prepared	Date/Time Analyzed	QC Batch ID
S-5	08-02-0687-6-E	02/08/08 12:11	Aqueous	GC 18	02/11/08	02/11/08 19:37	080211B01

Parameter	Result	RL	DF	Qual	Units
TPH as Gasoline	ND	50	1		ug/L
<u>Surrogates:</u>	<u>REC (%)</u>	<u>Control Limits</u>		<u>Qual</u>	
1,4-Bromofluorobenzene	78	38-134			

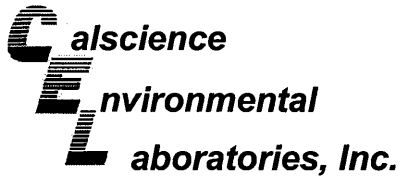
Client Sample Number	Lab Sample Number	Date/Time Collected	Matrix	Instrument	Date Prepared	Date/Time Analyzed	QC Batch ID
S-6	08-02-0687-7-E	02/08/08 13:31	Aqueous	GC 18	02/11/08	02/11/08 20:11	080211B01

Parameter	Result	RL	DF	Qual	Units
TPH as Gasoline	2600	250	5		ug/L
<u>Surrogates:</u>	<u>REC (%)</u>	<u>Control Limits</u>		<u>Qual</u>	
1,4-Bromofluorobenzene	106	38-134			

Client Sample Number	Lab Sample Number	Date/Time Collected	Matrix	Instrument	Date Prepared	Date/Time Analyzed	QC Batch ID
S-7	08-02-0687-8-E	02/08/08 13:41	Aqueous	GC 18	02/11/08	02/11/08 20:44	080211B01

Parameter	Result	RL	DF	Qual	Units
TPH as Gasoline	2400	500	10		ug/L
<u>Surrogates:</u>	<u>REC (%)</u>	<u>Control Limits</u>		<u>Qual</u>	
1,4-Bromofluorobenzene	83	38-134			

RL - Reporting Limit , DF - Dilution Factor , Qual - Qualifiers



Analytical Report



Blaine Tech Services, Inc.
1680 Rogers Avenue
San Jose, CA 95112-1105

Date Received: 02/09/08
Work Order No: 08-02-0687
Preparation: EPA 5030B
Method: EPA 8015B (M)

Project: 1601 Webster St., Alameda, CA

Page 3 of 3

Client Sample Number	Lab Sample Number	Date/Time Collected	Matrix	Instrument	Date Prepared	Date/Time Analyzed	QC Batch ID
S-8	08-02-0687-9-E	02/08/08 13:51	Aqueous	GC 18	02/11/08	02/11/08 21:18	080211B01

Parameter	Result	RL	DF	Qual	Units
TPH as Gasoline	11000	1000	20		ug/L
<u>Surrogates:</u>	<u>REC (%)</u>	<u>Control Limits</u>		<u>Qual</u>	
1,4-Bromofluorobenzene	89	38-134			

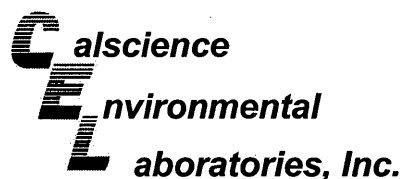
Client Sample Number	Lab Sample Number	Date/Time Collected	Matrix	Instrument	Date Prepared	Date/Time Analyzed	QC Batch ID
S-9	08-02-0687-10-E	02/08/08 14:01	Aqueous	GC 18	02/11/08	02/11/08 21:52	080211B01

Parameter	Result	RL	DF	Qual	Units
TPH as Gasoline	7400	50	1		ug/L
<u>Surrogates:</u>	<u>REC (%)</u>	<u>Control Limits</u>		<u>Qual</u>	
1,4-Bromofluorobenzene	153	38-134		2	

Client Sample Number	Lab Sample Number	Date/Time Collected	Matrix	Instrument	Date Prepared	Date/Time Analyzed	QC Batch ID
Method Blank	099-12-436-1,447	N/A	Aqueous	GC 18	02/11/08	02/11/08 11:17	080211B01

Parameter	Result	RL	DF	Qual	Units
TPH as Gasoline	ND	50	1		ug/L
<u>Surrogates:</u>	<u>REC (%)</u>	<u>Control Limits</u>		<u>Qual</u>	
1,4-Bromofluorobenzene	78	38-134			

RL - Reporting Limit , DF - Dilution Factor , Qual - Qualifiers



Analytical Report



Blaine Tech Services, Inc.
1680 Rogers Avenue
San Jose, CA 95112-1105

Date Received: 02/09/08
Work Order No: 08-02-0687
Preparation: EPA 5030B
Method: EPA 8260B
Units: ug/L

Project: 1601 Webster St., Alameda, CA

Page 1 of 1

Client Sample Number	Lab Sample Number	Date/Time Collected	Matrix	Instrument	Date Prepared	Date/Time Analyzed	QC Batch ID
TBW-N	08-02-0687-1-B	02/08/08 14:21	Aqueous	GC/MS CC	02/15/08	02/15/08 15:19	080215L01

Parameter	Result	RL	DF	Qual	Parameter	Result	RL	DF	Qual
Benzene	ND	25	50		Methyl-t-Butyl Ether (MTBE)	97	50	50	
1,2-Dibromoethane	ND	50	50		Tert-Butyl Alcohol (TBA)	ND	500	50	
1,2-Dichloroethane	ND	25	50		Diisopropyl Ether (DIPE)	ND	100	50	
Ethylbenzene	1400	50	50		Ethyl-t-Butyl Ether (ETBE)	ND	100	50	
Toluene	450	50	50		Tert-Amyl-Methyl Ether (TAME)	ND	100	50	
p/m-Xylene	13000	50	50		Ethanol	ND	5000	50	
o-Xylene	2100	50	50						
<u>Surrogates:</u>	<u>REC (%)</u>	<u>Control Limits</u>		<u>Qual</u>	<u>Surrogates:</u>	<u>REC (%)</u>	<u>Control Limits</u>		<u>Qual</u>
Dibromofluoromethane	112	74-140			1,2-Dichloroethane-d4	120	74-146		
Toluene-d8	102	88-112			1,4-Bromofluorobenzene	99	74-110		

Method Blank	Lab Sample Number	Date/Time Collected	Matrix	Instrument	Date Prepared	Date/Time Analyzed	QC Batch ID
	099-10-006-24,440	N/A	Aqueous	GC/MS CC	02/15/08	02/15/08 12:55	080215L01

Parameter	Result	RL	DF	Qual	Parameter	Result	RL	DF	Qual
Benzene	ND	0.50	1		Methyl-t-Butyl Ether (MTBE)	ND	1.0	1	
1,2-Dibromoethane	ND	1.0	1		Tert-Butyl Alcohol (TBA)	ND	10	1	
1,2-Dichloroethane	ND	0.50	1		Diisopropyl Ether (DIPE)	ND	2.0	1	
Ethylbenzene	ND	1.0	1		Ethyl-t-Butyl Ether (ETBE)	ND	2.0	1	
Toluene	ND	1.0	1		Tert-Amyl-Methyl Ether (TAME)	ND	2.0	1	
p/m-Xylene	ND	1.0	1		Ethanol	ND	100	1	
o-Xylene	ND	1.0	1						
<u>Surrogates:</u>	<u>REC (%)</u>	<u>Control Limits</u>		<u>Qual</u>	<u>Surrogates:</u>	<u>REC (%)</u>	<u>Control Limits</u>		<u>Qual</u>
Dibromofluoromethane	112	74-140			1,2-Dichloroethane-d4	124	74-146		
Toluene-d8	103	88-112			1,4-Bromofluorobenzene	86	74-110		

RL - Reporting Limit , DF - Dilution Factor , Qual - Qualifiers

Analytical Report



Blaine Tech Services, Inc.
 1680 Rogers Avenue
 San Jose, CA 95112-1105

Date Received: 02/09/08
 Work Order No: 08-02-0687
 Preparation: EPA 5030B
 Method: EPA 8260B
 Units: ug/L

Project: 1601 Webster St., Alameda, CA

Page 1 of 5

Client Sample Number	Lab Sample Number	Date/Time Collected	Matrix	Instrument	Date Prepared	Date/Time Analyzed	QC Batch ID
S-2	08-02-0687-2-A	02/08/08 12:51	Aqueous	GC/MS CC	02/14/08	02/14/08 17:36	080214L01

Parameter	Result	RL	DF	Qual	Parameter	Result	RL	DF	Qual
Benzene	ND	1.0	2		Methyl-t-Butyl Ether (MTBE)	180	2.0	2	
Ethylbenzene	ND	2.0	2		Tert-Butyl Alcohol (TBA)	ND	20	2	
Toluene	ND	2.0	2		Diisopropyl Ether (DIPE)	ND	4.0	2	
p/m-Xylene	ND	2.0	2		Ethyl-t-Butyl Ether (ETBE)	ND	4.0	2	
o-Xylene	ND	2.0	2		Tert-Amyl-Methyl Ether (TAME)	ND	4.0	2	
Surrogates:	REC (%)	Control Limits		Qual	Surrogates:	REC (%)	Control Limits		Qual
Dibromofluoromethane	113	74-140			1,2-Dichloroethane-d4	121	74-146		
Toluene-d8	101	88-112			1,4-Bromofluorobenzene	92	74-110		

Client Sample Number	Lab Sample Number	Date/Time Collected	Matrix	Instrument	Date Prepared	Date/Time Analyzed	QC Batch ID
S-3	08-02-0687-3-A	02/08/08 12:31	Aqueous	GC/MS CC	02/13/08	02/13/08 23:05	080213L01

Parameter	Result	RL	DF	Qual	Parameter	Result	RL	DF	Qual
Benzene	ND	0.50	1		Methyl-t-Butyl Ether (MTBE)	8.5	1.0	1	
Ethylbenzene	ND	1.0	1		Tert-Butyl Alcohol (TBA)	ND	10	1	
Toluene	ND	1.0	1		Diisopropyl Ether (DIPE)	ND	2.0	1	
p/m-Xylene	ND	1.0	1		Ethyl-t-Butyl Ether (ETBE)	ND	2.0	1	
o-Xylene	ND	1.0	1		Tert-Amyl-Methyl Ether (TAME)	ND	2.0	1	
Surrogates:	REC (%)	Control Limits		Qual	Surrogates:	REC (%)	Control Limits		Qual
Dibromofluoromethane	121	74-140			1,2-Dichloroethane-d4	129	74-146		
Toluene-d8	101	88-112			1,4-Bromofluorobenzene	89	74-110		

Client Sample Number	Lab Sample Number	Date/Time Collected	Matrix	Instrument	Date Prepared	Date/Time Analyzed	QC Batch ID
S-4	08-02-0687-4-B	02/08/08 13:11	Aqueous	GC/MS CC	02/15/08	02/15/08 13:24	080215L01

Parameter	Result	RL	DF	Qual	Parameter	Result	RL	DF	Qual
Benzene	ND	0.50	1		Methyl-t-Butyl Ether (MTBE)	13	1.0	1	
Ethylbenzene	ND	1.0	1		Tert-Butyl Alcohol (TBA)	ND	10	1	
Toluene	ND	1.0	1		Diisopropyl Ether (DIPE)	ND	2.0	1	
p/m-Xylene	ND	1.0	1		Ethyl-t-Butyl Ether (ETBE)	ND	2.0	1	
o-Xylene	ND	1.0	1		Tert-Amyl-Methyl Ether (TAME)	ND	2.0	1	
Surrogates:	REC (%)	Control Limits		Qual	Surrogates:	REC (%)	Control Limits		Qual
Dibromofluoromethane	118	74-140			1,2-Dichloroethane-d4	124	74-146		
Toluene-d8	101	88-112			1,4-Bromofluorobenzene	87	74-110		

RL - Reporting Limit , DF - Dilution Factor , Qual - Qualifiers

Analytical Report



Blaine Tech Services, Inc.
 1680 Rogers Avenue
 San Jose, CA 95112-1105

Date Received: 02/09/08
 Work Order No: 08-02-0687
 Preparation: EPA 5030B
 Method: EPA 8260B
 Units: ug/L

Project: 1601 Webster St., Alameda, CA

Page 2 of 5

Client Sample Number	Lab Sample Number	Date/Time Collected	Matrix	Instrument	Date Prepared	Date/Time Analyzed	QC Batch ID
S-4B	08-02-0687-5-A	02/08/08 10:21	Aqueous	GC/MS CC	02/13/08	02/14/08 02:26	080213L02

Parameter	Result	RL	DF	Qual	Parameter	Result	RL	DF	Qual
Benzene	ND	0.50	1		Methyl-t-Butyl Ether (MTBE)	5.3	1.0	1	
Ethylbenzene	ND	1.0	1		Tert-Butyl Alcohol (TBA)	ND	10	1	
Toluene	ND	1.0	1		Diisopropyl Ether (DIPE)	ND	2.0	1	
p/m-Xylene	ND	1.0	1		Ethyl-t-Butyl Ether (ETBE)	ND	2.0	1	
o-Xylene	ND	1.0	1		Tert-Amyl-Methyl Ether (TAME)	ND	2.0	1	
Surrogates:	REC (%)	Control Limits		Qual	Surrogates:	REC (%)	Control Limits		Qual
Dibromofluoromethane	123	74-140			1,2-Dichloroethane-d4	136	74-146		
Toluene-d8	100	88-112			1,4-Bromofluorobenzene	88	74-110		

Client Sample Number	Lab Sample Number	Date/Time Collected	Matrix	Instrument	Date Prepared	Date/Time Analyzed	QC Batch ID
S-5	08-02-0687-6-A	02/08/08 12:11	Aqueous	GC/MS CC	02/13/08	02/14/08 03:52	080213L02

Parameter	Result	RL	DF	Qual	Parameter	Result	RL	DF	Qual
Benzene	ND	0.50	1		Methyl-t-Butyl Ether (MTBE)	ND	1.0	1	
Ethylbenzene	ND	1.0	1		Tert-Butyl Alcohol (TBA)	ND	10	1	
Toluene	ND	1.0	1		Diisopropyl Ether (DIPE)	ND	2.0	1	
p/m-Xylene	ND	1.0	1		Ethyl-t-Butyl Ether (ETBE)	ND	2.0	1	
o-Xylene	ND	1.0	1		Tert-Amyl-Methyl Ether (TAME)	ND	2.0	1	
Surrogates:	REC (%)	Control Limits		Qual	Surrogates:	REC (%)	Control Limits		Qual
Dibromofluoromethane	122	74-140			1,2-Dichloroethane-d4	129	74-146		
Toluene-d8	99	88-112			1,4-Bromofluorobenzene	90	74-110		

Client Sample Number	Lab Sample Number	Date/Time Collected	Matrix	Instrument	Date Prepared	Date/Time Analyzed	QC Batch ID
S-6	08-02-0687-7-A	02/08/08 13:31	Aqueous	GC/MS CC	02/13/08	02/14/08 04:20	080213L02

Parameter	Result	RL	DF	Qual	Parameter	Result	RL	DF	Qual
Benzene	2.7	0.50	1		Methyl-t-Butyl Ether (MTBE)	ND	1.0	1	
Ethylbenzene	72	1.0	1		Tert-Butyl Alcohol (TBA)	ND	10	1	
Toluene	ND	1.0	1		Diisopropyl Ether (DIPE)	ND	2.0	1	
p/m-Xylene	150	1.0	1		Ethyl-t-Butyl Ether (ETBE)	ND	2.0	1	
o-Xylene	6.0	1.0	1		Tert-Amyl-Methyl Ether (TAME)	ND	2.0	1	
Surrogates:	REC (%)	Control Limits		Qual	Surrogates:	REC (%)	Control Limits		Qual
Dibromofluoromethane	119	74-140			1,2-Dichloroethane-d4	132	74-146		
Toluene-d8	107	88-112			1,4-Bromofluorobenzene	103	74-110		

RL - Reporting Limit , DF - Dilution Factor , Qual - Qualifiers

Analytical Report



Blaine Tech Services, Inc.
 1680 Rogers Avenue
 San Jose, CA 95112-1105

Date Received: 02/09/08
 Work Order No: 08-02-0687
 Preparation: EPA 5030B
 Method: EPA 8260B
 Units: ug/L

Project: 1601 Webster St., Alameda, CA

Page 3 of 5

Client Sample Number	Lab Sample Number	Date/Time Collected	Matrix	Instrument	Date Prepared	Date/Time Analyzed	QC Batch ID
S-7	08-02-0687-8-B	02/08/08 13:41	Aqueous	GC/MS CC	02/16/08	02/16/08 14:51	080216L01

Parameter	Result	RL	DF	Qual	Parameter	Result	RL	DF	Qual
Benzene	160	1.0	2		Methyl-t-Butyl Ether (MTBE)	ND	2.0	2	
Ethylbenzene	70	2.0	2		Tert-Butyl Alcohol (TBA)	ND	20	2	
Toluene	ND	2.0	2		Diisopropyl Ether (DIPE)	ND	4.0	2	
p/m-Xylene	160	2.0	2		Ethyl-t-Butyl Ether (ETBE)	ND	4.0	2	
o-Xylene	ND	2.0	2		Tert-Amyl-Methyl Ether (TAME)	ND	4.0	2	
Surrogates:	REC (%)	Control Limits		Qual	Surrogates:	REC (%)	Control Limits		Qual
Dibromofluoromethane	108	74-140			1,2-Dichloroethane-d4	117	74-146		
Toluene-d8	102	88-112			1,4-Bromofluorobenzene	97	74-110		

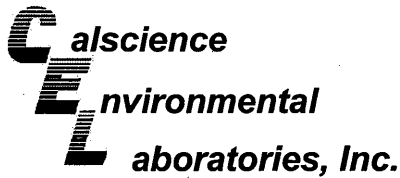
Client Sample Number	Lab Sample Number	Date/Time Collected	Matrix	Instrument	Date Prepared	Date/Time Analyzed	QC Batch ID
S-8	08-02-0687-9-A	02/08/08 13:51	Aqueous	GC/MS CC	02/15/08	02/15/08 17:42	080215L01

Parameter	Result	RL	DF	Qual	Parameter	Result	RL	DF	Qual
Benzene	5900	25	50		Methyl-t-Butyl Ether (MTBE)	ND	50	50	
Ethylbenzene	410	50	50		Tert-Butyl Alcohol (TBA)	ND	500	50	
Toluene	ND	50	50		Diisopropyl Ether (DIPE)	ND	100	50	
p/m-Xylene	310	50	50		Ethyl-t-Butyl Ether (ETBE)	ND	100	50	
o-Xylene	ND	50	50		Tert-Amyl-Methyl Ether (TAME)	ND	100	50	
Surrogates:	REC (%)	Control Limits		Qual	Surrogates:	REC (%)	Control Limits		Qual
Dibromofluoromethane	123	74-140			1,2-Dichloroethane-d4	137	74-146		
Toluene-d8	100	88-112			1,4-Bromofluorobenzene	94	74-110		

Client Sample Number	Lab Sample Number	Date/Time Collected	Matrix	Instrument	Date Prepared	Date/Time Analyzed	QC Batch ID
S-9	08-02-0687-10-B	02/08/08 14:01	Aqueous	GC/MS CC	02/16/08	02/16/08 15:20	080216L01

Parameter	Result	RL	DF	Qual	Parameter	Result	RL	DF	Qual
Benzene	410	5.0	10		Methyl-t-Butyl Ether (MTBE)	ND	10	10	
Ethylbenzene	1100	10	10		Tert-Butyl Alcohol (TBA)	ND	100	10	
Toluene	51	10	10		Diisopropyl Ether (DIPE)	ND	20	10	
p/m-Xylene	1400	10	10		Ethyl-t-Butyl Ether (ETBE)	ND	20	10	
o-Xylene	220	10	10		Tert-Amyl-Methyl Ether (TAME)	ND	20	10	
Surrogates:	REC (%)	Control Limits		Qual	Surrogates:	REC (%)	Control Limits		Qual
Dibromofluoromethane	109	74-140			1,2-Dichloroethane-d4	118	74-146		
Toluene-d8	103	88-112			1,4-Bromofluorobenzene	100	74-110		

RL - Reporting Limit , DF - Dilution Factor , Qual - Qualifiers



Analytical Report



Blaine Tech Services, Inc.
1680 Rogers Avenue
San Jose, CA 95112-1105

Date Received: 02/09/08
Work Order No: 08-02-0687
Preparation: EPA 5030B
Method: EPA 8260B
Units: ug/L

Project: 1601 Webster St., Alameda, CA

Page 4 of 5

Client Sample Number	Lab Sample Number	Date/Time Collected	Matrix	Instrument	Date Prepared	Date/Time Analyzed	QC Batch ID
Method Blank	099-10-006-24,417	N/A	Aqueous	GC/MS CC	02/13/08	02/13/08 14:00	080213L01

Parameter	Result	RL	DF	Qual	Parameter	Result	RL	DF	Qual
Benzene	ND	0.50	1		Methyl-t-Butyl Ether (MTBE)	ND	1.0	1	
Ethylbenzene	ND	1.0	1		Tert-Butyl Alcohol (TBA)	ND	10	1	
Toluene	ND	1.0	1		Diisopropyl Ether (DIPE)	ND	2.0	1	
p/m-Xylene	ND	1.0	1		Ethyl-t-Butyl Ether (ETBE)	ND	2.0	1	
o-Xylene	ND	1.0	1		Tert-Amyl-Methyl Ether (TAME)	ND	2.0	1	
Surrogates:	REC (%)	Control Limits		Qual	Surrogates:	REC (%)	Control Limits		Qual
Dibromofluoromethane	119	74-140			1,2-Dichloroethane-d4	132	74-146		
Toluene-d8	101	88-112			1,4-Bromofluorobenzene	89	74-110		

Client Sample Number	Lab Sample Number	Date/Time Collected	Matrix	Instrument	Date Prepared	Date/Time Analyzed	QC Batch ID
Method Blank	099-10-006-24,422	N/A	Aqueous	GC/MS CC	02/13/08	02/14/08 01:57	080213L02

Parameter	Result	RL	DF	Qual	Parameter	Result	RL	DF	Qual
Benzene	ND	0.50	1		Methyl-t-Butyl Ether (MTBE)	ND	1.0	1	
Ethylbenzene	ND	1.0	1		Tert-Butyl Alcohol (TBA)	ND	10	1	
Toluene	ND	1.0	1		Diisopropyl Ether (DIPE)	ND	2.0	1	
p/m-Xylene	ND	1.0	1		Ethyl-t-Butyl Ether (ETBE)	ND	2.0	1	
o-Xylene	ND	1.0	1		Tert-Amyl-Methyl Ether (TAME)	ND	2.0	1	
Surrogates:	REC (%)	Control Limits		Qual	Surrogates:	REC (%)	Control Limits		Qual
Dibromofluoromethane	119	74-140			1,2-Dichloroethane-d4	127	74-146		
Toluene-d8	102	88-112			1,4-Bromofluorobenzene	89	74-110		

Client Sample Number	Lab Sample Number	Date/Time Collected	Matrix	Instrument	Date Prepared	Date/Time Analyzed	QC Batch ID
Method Blank	099-10-006-24,429	N/A	Aqueous	GC/MS CC	02/14/08	02/14/08 13:18	080214L01

Parameter	Result	RL	DF	Qual	Parameter	Result	RL	DF	Qual
Benzene	ND	0.50	1		Methyl-t-Butyl Ether (MTBE)	ND	1.0	1	
Ethylbenzene	ND	1.0	1		Tert-Butyl Alcohol (TBA)	ND	10	1	
Toluene	ND	1.0	1		Diisopropyl Ether (DIPE)	ND	2.0	1	
p/m-Xylene	ND	1.0	1		Ethyl-t-Butyl Ether (ETBE)	ND	2.0	1	
o-Xylene	ND	1.0	1		Tert-Amyl-Methyl Ether (TAME)	ND	2.0	1	
Surrogates:	REC (%)	Control Limits		Qual	Surrogates:	REC (%)	Control Limits		Qual
Dibromofluoromethane	105	74-140			1,2-Dichloroethane-d4	114	74-146		
Toluene-d8	103	88-112			1,4-Bromofluorobenzene	94	74-110		

RL - Reporting Limit , DF - Dilution Factor , Qual - Qualifiers

Analytical Report



Blaine Tech Services, Inc.
 1680 Rogers Avenue
 San Jose, CA 95112-1105

Date Received: 02/09/08
 Work Order No: 08-02-0687
 Preparation: EPA 5030B
 Method: EPA 8260B
 Units: ug/L

Project: 1601 Webster St., Alameda, CA

Page 5 of 5

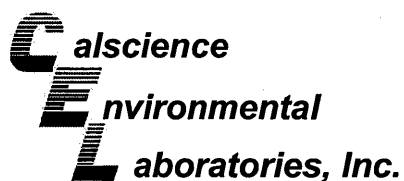
Client Sample Number	Lab Sample Number	Date/Time Collected	Matrix	Instrument	Date Prepared	Date/Time Analyzed	QC Batch ID
Method Blank	099-10-006-24,440	N/A	Aqueous	GC/MS CC	02/15/08	02/15/08 12:55	080215L01

Parameter	Result	RL	DF	Qual	Parameter	Result	RL	DF	Qual
Benzene	ND	0.50	1		Methyl-t-Butyl Ether (MTBE)	ND	1.0	1	
Ethylbenzene	ND	1.0	1		Tert-Butyl Alcohol (TBA)	ND	10	1	
Toluene	ND	1.0	1		Diisopropyl Ether (DIPE)	ND	2.0	1	
p/m-Xylene	ND	1.0	1		Ethyl-t-Butyl Ether (ETBE)	ND	2.0	1	
o-Xylene	ND	1.0	1		Tert-Amyl-Methyl Ether (TAME)	ND	2.0	1	
<u>Surrogates:</u>	<u>REC (%)</u>	<u>Control Limits</u>		<u>Qual</u>	<u>Surrogates:</u>	<u>REC (%)</u>	<u>Control Limits</u>		<u>Qual</u>
Dibromofluoromethane	112	74-140			1,2-Dichloroethane-d4	124	74-146		
Toluene-d8	103	88-112			1,4-Bromofluorobenzene	86	74-110		

Client Sample Number	Lab Sample Number	Date/Time Collected	Matrix	Instrument	Date Prepared	Date/Time Analyzed	QC Batch ID
Method Blank	099-10-006-24,452	N/A	Aqueous	GC/MS CC	02/16/08	02/16/08 11:59	080216L01

Parameter	Result	RL	DF	Qual	Parameter	Result	RL	DF	Qual
Benzene	ND	0.50	1		Methyl-t-Butyl Ether (MTBE)	ND	1.0	1	
Ethylbenzene	ND	1.0	1		Tert-Butyl Alcohol (TBA)	ND	10	1	
Toluene	ND	1.0	1		Diisopropyl Ether (DIPE)	ND	2.0	1	
p/m-Xylene	ND	1.0	1		Ethyl-t-Butyl Ether (ETBE)	ND	2.0	1	
o-Xylene	ND	1.0	1		Tert-Amyl-Methyl Ether (TAME)	ND	2.0	1	
<u>Surrogates:</u>	<u>REC (%)</u>	<u>Control Limits</u>		<u>Qual</u>	<u>Surrogates:</u>	<u>REC (%)</u>	<u>Control Limits</u>		<u>Qual</u>
Dibromofluoromethane	117	74-140			1,2-Dichloroethane-d4	125	74-146		
Toluene-d8	101	88-112			1,4-Bromofluorobenzene	90	74-110		

RL - Reporting Limit , DF - Dilution Factor , Qual - Qualifiers



Quality Control - Spike/Spike Duplicate



Blaine Tech Services, Inc.
1680 Rogers Avenue
San Jose, CA 95112-1105

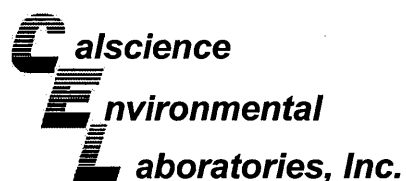
Date Received: 02/09/08
Work Order No: 08-02-0687
Preparation: EPA 5030B
Method: EPA 8015B (M)

Project 1601 Webster St., Alameda, CA

Quality Control Sample ID	Matrix	Instrument	Date Prepared	Date Analyzed	MS/MSD Batch Number
S-4B	Aqueous	GC 18	02/11/08	02/11/08	080211S01

Parameter	MS %REC	MSD %REC	%REC CL	RPD	RPD CL	Qualifiers
TPH as Gasoline	85	84	68-122	2	0-18	

RPD - Relative Percent Difference , CL - Control Limit



Quality Control - Spike/Spike Duplicate



Blaine Tech Services, Inc.
1680 Rogers Avenue
San Jose, CA 95112-1105

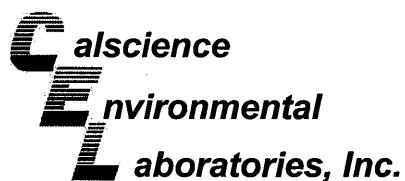
Date Received: 02/09/08
Work Order No: 08-02-0687
Preparation: EPA 5030B
Method: EPA 8260B

Project 1601 Webster St., Alameda, CA

Quality Control Sample ID	Matrix	Instrument	Date Prepared	Date Analyzed	MS/MSD Batch Number
S-4	Aqueous	GC/MS CC	02/15/08	02/15/08	080215S01

Parameter	MS %REC	MSD %REC	%REC CL	RPD	RPD CL	Qualifiers
Benzene	103	103	88-118	0	0-7	
Carbon Tetrachloride	106	103	67-145	3	0-11	
Chlorobenzene	104	103	88-118	1	0-7	
1,2-Dibromoethane	107	105	70-130	2	0-30	
1,2-Dichlorobenzene	106	106	86-116	0	0-8	
1,1-Dichloroethene	96	93	70-130	2	0-25	
Ethylbenzene	108	105	70-130	3	0-30	
Toluene	111	108	87-123	3	0-8	
Trichloroethene	105	102	79-127	3	0-10	
Vinyl Chloride	113	113	69-129	0	0-13	
Methyl-t-Butyl Ether (MTBE)	110	111	71-131	1	0-13	
Tert-Butyl Alcohol (TBA)	118	121	36-168	3	0-45	
Diisopropyl Ether (DIPE)	94	95	81-123	2	0-9	
Ethyl-t-Butyl Ether (ETBE)	101	100	72-126	1	0-12	
Tert-Amyl-Methyl Ether (TAME)	102	104	72-126	2	0-12	
Ethanol	97	102	53-149	4	0-31	

RPD - Relative Percent Difference, CL - Control Limit



Quality Control - Spike/Spike Duplicate



Blaine Tech Services, Inc.
1680 Rogers Avenue
San Jose, CA 95112-1105

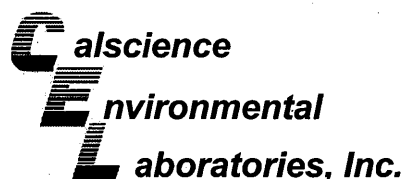
Date Received: 02/09/08
Work Order No: 08-02-0687
Preparation: EPA 5030B
Method: EPA 8260B

Project 1601 Webster St., Alameda, CA

Quality Control Sample ID	Matrix	Instrument	Date Prepared	Date Analyzed	MS/MSD Batch Number
08-02-0666-3	Aqueous	GC/MS CC	02/13/08	02/13/08	080213S01

Parameter	MS %REC	MSD %REC	%REC CL	RPD	RPD CL	Qualifiers
Benzene	101	101	88-118	0	0-7	
Carbon Tetrachloride	105	105	67-145	0	0-11	
Chlorobenzene	104	102	88-118	1	0-7	
1,2-Dibromoethane	106	107	70-130	1	0-30	
1,2-Dichlorobenzene	107	108	86-116	0	0-8	
1,1-Dichloroethene	92	94	70-130	2	0-25	
Ethylbenzene	109	108	70-130	1	0-30	
Toluene	108	108	87-123	0	0-8	
Trichloroethene	104	104	79-127	1	0-10	
Vinyl Chloride	89	91	69-129	2	0-13	
Methyl-t-Butyl Ether (MTBE)	116	121	71-131	3	0-13	
Tert-Butyl Alcohol (TBA)	114	120	36-168	5	0-45	
Diisopropyl Ether (DIPE)	93	96	81-123	4	0-9	
Ethyl-t-Butyl Ether (ETBE)	99	103	72-126	4	0-12	
Tert-Amyl-Methyl Ether (TAME)	105	105	72-126	0	0-12	
Ethanol	104	106	53-149	2	0-31	

RPD - Relative Percent Difference , CL - Control Limit



Quality Control - Spike/Spike Duplicate



Blaine Tech Services, Inc.
1680 Rogers Avenue
San Jose, CA 95112-1105

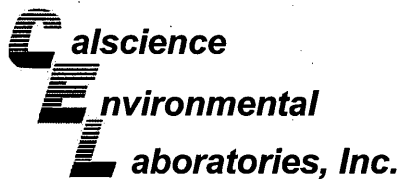
Date Received: 02/09/08
Work Order No: 08-02-0687
Preparation: EPA 5030B
Method: EPA 8260B

Project 1601 Webster St., Alameda, CA

Quality Control Sample ID	Matrix	Instrument	Date Prepared	Date Analyzed	MS/MSD Batch Number
S-4B	Aqueous	GC/MS CC	02/13/08	02/14/08	080213S02

Parameter	MS %REC	MSD %REC	%REC CL	RPD	RPD CL	Qualifiers
Benzene	102	99	88-118	2	0-7	
Carbon Tetrachloride	107	104	67-145	3	0-11	
Chlorobenzene	104	103	88-118	0	0-7	
1,2-Dibromoethane	111	106	70-130	4	0-30	
1,2-Dichlorobenzene	110	110	86-116	0	0-8	
1,1-Dichloroethene	94	94	70-130	0	0-25	
Ethylbenzene	109	108	70-130	1	0-30	
Toluene	112	107	87-123	4	0-8	
Trichloroethene	103	100	79-127	3	0-10	
Vinyl Chloride	91	94	69-129	3	0-13	
Methyl-t-Butyl Ether (MTBE)	107	108	71-131	1	0-13	
Tert-Butyl Alcohol (TBA)	123	122	36-168	0	0-45	
Diisopropyl Ether (DIPE)	95	96	81-123	1	0-9	
Ethyl-t-Butyl Ether (ETBE)	100	102	72-126	1	0-12	
Tert-Amyl-Methyl Ether (TAME)	103	101	72-126	2	0-12	
Ethanol	118	127	53-149	8	0-31	

RPD - Relative Percent Difference, CL - Control Limit



Quality Control - Spike/Spike Duplicate



Blaine Tech Services, Inc.
1680 Rogers Avenue
San Jose, CA 95112-1105

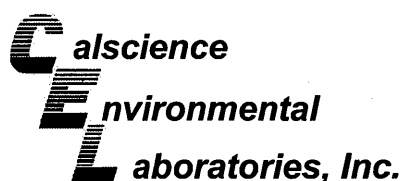
Date Received: 02/09/08
Work Order No: 08-02-0687
Preparation: EPA 5030B
Method: EPA 8260B

Project 1601 Webster St., Alameda, CA

Quality Control Sample ID	Matrix	Instrument	Date Prepared	Date Analyzed	MS/MSD Batch Number
08-02-0397-4	Aqueous	GC/MS CC	02/14/08	02/14/08	080214S01

Parameter	MS %REC	MSD %REC	%REC CL	RPD	RPD CL	Qualifiers
Benzene	76	74	88-118	1	0-7	3
Carbon Tetrachloride	95	95	67-145	0	0-11	
Chlorobenzene	97	100	88-118	3	0-7	
1,2-Dibromoethane	100	100	70-130	1	0-30	
1,2-Dichlorobenzene	106	109	86-116	2	0-8	
1,1-Dichloroethene	91	90	70-130	0	0-25	
Ethylbenzene	106	108	70-130	1	0-30	
Toluene	106	106	87-123	0	0-8	
Trichloroethene	100	103	79-127	2	0-10	
Vinyl Chloride	91	88	69-129	3	0-13	
Methyl-t-Butyl Ether (MTBE)	113	123	71-131	3	0-13	
Tert-Butyl Alcohol (TBA)	188	225	36-168	6	0-45	3
Diisopropyl Ether (DIPE)	98	99	81-123	0	0-9	
Ethyl-t-Butyl Ether (ETBE)	112	115	72-126	2	0-12	
Tert-Amyl-Methyl Ether (TAME)	109	111	72-126	2	0-12	
Ethanol	110	133	53-149	18	0-31	

RPD - Relative Percent Difference , CL - Control Limit



Quality Control - Spike/Spike Duplicate



Blaine Tech Services, Inc.
1680 Rogers Avenue
San Jose, CA 95112-1105

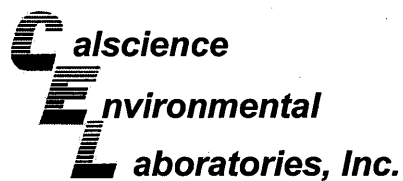
Date Received: 02/09/08
Work Order No: 08-02-0687
Preparation: EPA 5030B
Method: EPA 8260B

Project 1601 Webster St., Alameda, CA

Quality Control Sample ID	Matrix	Instrument	Date Prepared	Date Analyzed	MS/MSD Batch Number
08-02-1265-1	Aqueous	GC/MS CC	02/16/08	02/16/08	080216S01

Parameter	MS %REC	MSD %REC	%REC CL	RPD	RPD CL	Qualifiers
Benzene	103	103	88-118	0	0-7	
Carbon Tetrachloride	107	105	67-145	2	0-11	
Chlorobenzene	104	105	88-118	1	0-7	
1,2-Dibromoethane	111	108	70-130	3	0-30	
1,2-Dichlorobenzene	107	106	86-116	1	0-8	
1,1-Dichloroethene	97	97	70-130	0	0-25	
Ethylbenzene	110	109	70-130	2	0-30	
Toluene	111	108	87-123	3	0-8	
Trichloroethene	103	103	79-127	0	0-10	
Vinyl Chloride	112	113	69-129	1	0-13	
Methyl-t-Butyl Ether (MTBE)	104	108	71-131	3	0-13	
Tert-Butyl Alcohol (TBA)	103	111	36-168	6	0-45	
Diisopropyl Ether (DIPE)	94	97	81-123	3	0-9	
Ethyl-t-Butyl Ether (ETBE)	102	104	72-126	3	0-12	
Tert-Amyl-Methyl Ether (TAME)	102	103	72-126	1	0-12	
Ethanol	88	104	53-149	16	0-31	

RPD - Relative Percent Difference, CL - Control Limit



Quality Control - LCS/LCS Duplicate



Blaine Tech Services, Inc.
1680 Rogers Avenue
San Jose, CA 95112-1105

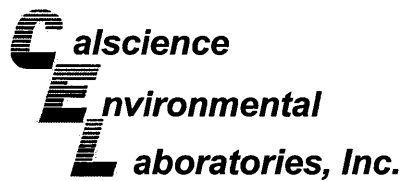
Date Received: N/A
Work Order No: 08-02-0687
Preparation: EPA 5030B
Method: EPA 8015B (M)

Project: 1601 Webster St., Alameda, CA

Quality Control Sample ID	Matrix	Instrument	Date Prepared	Date Analyzed	LCS/LCSD Batch Number
099-12-436-1,447	Aqueous	GC 18	02/11/08	02/11/08	080211B01

Parameter	LCS %REC	LCSD %REC	%REC CL	RPD	RPD CL	Qualifiers
TPH as Gasoline	90	90	78-120	0	0-10	

RPD - Relative Percent Difference , CL - Control Limit



Quality Control - LCS/LCS Duplicate



Blaine Tech Services, Inc.
1680 Rogers Avenue
San Jose, CA 95112-1105

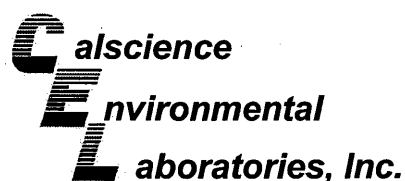
Date Received: N/A
Work Order No: 08-02-0687
Preparation: EPA 5030B
Method: EPA 8260B

Project: 1601 Webster St., Alameda, CA

Quality Control Sample ID	Matrix	Instrument	Date Prepared	Date Analyzed	LCS/LCSD Batch Number
099-10-006-24,440	Aqueous	GC/MS CC	02/15/08	02/15/08	080215L01

Parameter	LCS %REC	LCSD %REC	%REC CL	RPD	RPD CL	Qualifiers
Benzene	103	103	84-120	0	0-8	
Carbon Tetrachloride	103	103	63-147	0	0-10	
Chlorobenzene	101	104	89-119	3	0-7	
1,2-Dibromoethane	104	103	80-120	2	0-20	
1,2-Dichlorobenzene	104	106	89-119	1	0-9	
1,1-Dichloroethene	97	98	77-125	1	0-16	
Ethylbenzene	108	109	80-120	1	0-20	
Toluene	108	109	83-125	1	0-9	
Trichloroethene	102	103	89-119	1	0-8	
Vinyl Chloride	118	114	63-135	3	0-13	
Methyl-t-Butyl Ether (MTBE)	104	107	82-118	2	0-13	
Tert-Butyl Alcohol (TBA)	117	113	46-154	4	0-32	
Diisopropyl Ether (DIPE)	94	96	81-123	2	0-11	
Ethyl-t-Butyl Ether (ETBE)	101	103	74-122	2	0-12	
Tert-Amyl-Methyl Ether (TAME)	102	104	76-124	1	0-10	
Ethanol	103	102	60-138	1	0-32	

RPD - Relative Percent Difference, CL - Control Limit



Quality Control - LCS/LCS Duplicate



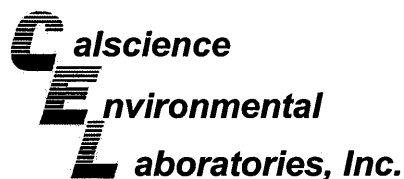
Blaine Tech Services, Inc.	Date Received:	N/A
1680 Rogers Avenue	Work Order No:	08-02-0687
San Jose, CA 95112-1105	Preparation:	EPA 5030B
	Method:	EPA 8260B

Project: 1601 Webster St., Alameda, CA

Quality Control Sample ID	Matrix	Instrument	Date Prepared	Date Analyzed	LCS/LCSD Batch Number
099-10-006-24,417	Aqueous	GC/MS CC	02/13/08	02/13/08	080213L01

Parameter	LCS %REC	LCSD %REC	%REC CL	RPD	RPD CL	Qualifiers
Benzene	103	101	84-120	1	0-8	
Carbon Tetrachloride	102	104	63-147	2	0-10	
Chlorobenzene	103	103	89-119	0	0-7	
1,2-Dibromoethane	106	104	80-120	1	0-20	
1,2-Dichlorobenzene	107	108	89-119	1	0-9	
1,1-Dichloroethene	92	92	77-125	0	0-16	
Ethylbenzene	109	108	80-120	0	0-20	
Toluene	109	107	83-125	2	0-9	
Trichloroethene	102	103	89-119	0	0-8	
Vinyl Chloride	89	90	63-135	1	0-13	
Methyl-t-Butyl Ether (MTBE)	107	105	82-118	2	0-13	
Tert-Butyl Alcohol (TBA)	125	110	46-154	13	0-32	
Diisopropyl Ether (DIPE)	94	95	81-123	1	0-11	
Ethyl-t-Butyl Ether (ETBE)	103	102	74-122	1	0-12	
Tert-Amyl-Methyl Ether (TAME)	106	104	76-124	2	0-10	
Ethanol	113	100	60-138	12	0-32	

RPD - Relative Percent Difference, CL - Control Limit



Quality Control - LCS/LCS Duplicate



Blaine Tech Services, Inc.
1680 Rogers Avenue
San Jose, CA 95112-1105

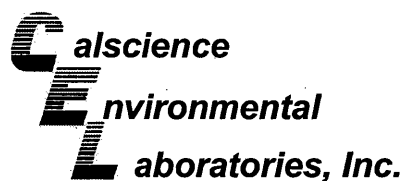
Date Received: N/A
Work Order No: 08-02-0687
Preparation: EPA 5030B
Method: EPA 8260B

Project: 1601 Webster St., Alameda, CA

Quality Control Sample ID	Matrix	Instrument	Date Prepared	Date Analyzed	LCS/LCSD Batch Number
099-10-006-24,422	Aqueous	GC/MS CC	02/13/08	02/14/08	080213L02

Parameter	LCS %REC	LCSD %REC	%REC CL	RPD	RPD CL	Qualifiers
Benzene	102	100	84-120	2	0-8	
Carbon Tetrachloride	107	105	63-147	2	0-10	
Chlorobenzene	105	104	89-119	1	0-7	
1,2-Dibromoethane	104	104	80-120	0	0-20	
1,2-Dichlorobenzene	108	107	89-119	1	0-9	
1,1-Dichloroethene	94	92	77-125	2	0-16	
Ethylbenzene	109	109	80-120	0	0-20	
Toluene	109	107	83-125	2	0-9	
Trichloroethene	102	101	89-119	1	0-8	
Vinyl Chloride	90	89	63-135	2	0-13	
Methyl-t-Butyl Ether (MTBE)	100	102	82-118	3	0-13	
Tert-Butyl Alcohol (TBA)	99	103	46-154	4	0-32	
Diisopropyl Ether (DIPE)	93	94	81-123	1	0-11	
Ethyl-t-Butyl Ether (ETBE)	98	99	74-122	1	0-12	
Tert-Amyl-Methyl Ether (TAME)	97	98	76-124	1	0-10	
Ethanol	83	88	60-138	6	0-32	

RPD - Relative Percent Difference, CL - Control Limit



Quality Control - LCS/LCS Duplicate



Blaine Tech Services, Inc.
1680 Rogers Avenue
San Jose, CA 95112-1105

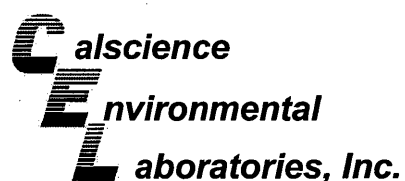
Date Received: N/A
Work Order No: 08-02-0687
Preparation: EPA 5030B
Method: EPA 8260B

Project: 1601 Webster St., Alameda, CA

Quality Control Sample ID	Matrix	Instrument	Date Prepared	Date Analyzed	LCS/LCSD Batch Number
099-10-006-24,429	Aqueous	GC/MS CC	02/14/08	02/14/08	080214L01

Parameter	LCS %REC	LCSD %REC	%REC CL	RPD	RPD CL	Qualifiers
Benzene	102	102	84-120	1	0-8	
Carbon Tetrachloride	95	96	63-147	1	0-10	
Chlorobenzene	100	101	89-119	0	0-7	
1,2-Dibromoethane	103	104	80-120	0	0-20	
1,2-Dichlorobenzene	110	105	89-119	4	0-9	
1,1-Dichloroethene	91	90	77-125	1	0-16	
Ethylbenzene	106	107	80-120	1	0-20	
Toluene	107	108	83-125	1	0-9	
Trichloroethene	102	102	89-119	0	0-8	
Vinyl Chloride	90	89	63-135	1	0-13	
Methyl-t-Butyl Ether (MTBE)	110	112	82-118	1	0-13	
Tert-Butyl Alcohol (TBA)	140	134	46-154	5	0-32	
Diisopropyl Ether (DIPE)	98	98	81-123	0	0-11	
Ethyl-t-Butyl Ether (ETBE)	114	114	74-122	0	0-12	
Tert-Amyl-Methyl Ether (TAME)	112	113	76-124	1	0-10	
Ethanol	119	108	60-138	9	0-32	

RPD - Relative Percent Difference, CL - Control Limit



Quality Control - LCS/LCS Duplicate



Blaine Tech Services, Inc.
1680 Rogers Avenue
San Jose, CA 95112-1105

Date Received: N/A
Work Order No: 08-02-0687
Preparation: EPA 5030B
Method: EPA 8260B

Project: 1601 Webster St., Alameda, CA

Quality Control Sample ID	Matrix	Instrument	Date Prepared	Date Analyzed	LCS/LCSD Batch Number
099-10-006-24,452	Aqueous	GC/MS CC	02/16/08	02/16/08	080216L01

Parameter	LCS %REC	LCSD %REC	%REC CL	RPD	RPD CL	Qualifiers
Benzene	104	105	84-120	1	0-8	
Carbon Tetrachloride	104	103	63-147	1	0-10	
Chlorobenzene	104	105	89-119	2	0-7	
1,2-Dibromoethane	104	106	80-120	2	0-20	
1,2-Dichlorobenzene	107	108	89-119	1	0-9	
1,1-Dichloroethene	98	97	77-125	1	0-16	
Ethylbenzene	109	110	80-120	1	0-20	
Toluene	111	112	83-125	1	0-9	
Trichloroethene	103	106	89-119	3	0-8	
Vinyl Chloride	113	115	63-135	2	0-13	
Methyl-t-Butyl Ether (MTBE)	106	106	82-118	0	0-13	
Tert-Butyl Alcohol (TBA)	116	110	46-154	6	0-32	
Diisopropyl Ether (DIPE)	97	96	81-123	1	0-11	
Ethyl-t-Butyl Ether (ETBE)	104	105	74-122	1	0-12	
Tert-Amyl-Methyl Ether (TAME)	103	105	76-124	2	0-10	
Ethanol	108	97	60-138	10	0-32	

RPD - Relative Percent Difference, CL - Control Limit

Work Order Number: 08-02-0687

<u>Qualifier</u>	<u>Definition</u>
*	See applicable analysis comment.
1	Surrogate compound recovery was out of control due to a required sample dilution, therefore, the sample data was reported without further clarification.
2	Surrogate compound recovery was out of control due to matrix interference. The associated method blank surrogate spike compound was in control and, therefore, the sample data was reported without further clarification.
3	Recovery of the Matrix Spike (MS) or Matrix Spike Duplicate (MSD) compound was out of control due to matrix interference. The associated LCS and/or LCSD was in control and, therefore, the sample data was reported without further clarification.
4	The MS/MSD RPD was out of control due to matrix interference. The LCS/LCSD RPD was in control and, therefore, the sample data was reported without further clarification.
5	The PDS/PDSD associated with this batch of samples was out of control due to a matrix interference effect. The associated batch LCS/LCSD was in control and, hence, the associated sample data was reported with no further corrective action required.
A	Result is the average of all dilutions, as defined by the method.
B	Analyte was present in the associated method blank.
C	Analyte presence was not confirmed on primary column.
E	Concentration exceeds the calibration range.
H	Sample received and/or analyzed past the recommended holding time.
J	Analyte was detected at a concentration below the reporting limit and above the laboratory method detection limit. Reported value is estimated.
N	Nontarget Analyte.
ND	Parameter not detected at the indicated reporting limit.
Q	Spike recovery and RPD control limits do not apply resulting from the parameter concentration in the sample exceeding the spike concentration by a factor of four or greater.
U	Undetected at the laboratory method detection limit.
X	% Recovery and/or RPD out-of-range.
Z	Analyte presence was not confirmed by second column or GC/MS analysis.

- LAB:
- TA - Irvine, California
 - TA - Morgan Hill, California
 - TA - Sacramento, California
 - TA - Nashville, Tennessee
 - CalScience
 - Other _____



SHELL Chain Of Custody Record

0687

NAME OF PERSON TO BILL: Denis Brown

ENVIRONMENTAL SERVICES CHECK BOX TO VERIFY IF NO INCIDENT # APPLIES

NETWORK DEV / FE BILL CONSULTANT

COMPLIANCE RMT/CRMT

INCIDENT # (ES ONLY): 9 7 5 6 4 7 0 1

DATE: 02/08/08

PAGE: 1 of 1

SAMPLING COMPANY: Blaine Tech Services **LOG CODE:** BTSS

ADDRESS: 1680 Rogers Avenue, San Jose, CA 95112

PROJECT CONTACT (Hardcopy or PDF Report to): Michael Ninokata

TELEPHONE: 408-573-0555 **FAX:** 408-573-7771 **E-MAIL:** mninokata@blainetech.com

SITE ADDRESS: Street and City: 1601 Webster St., Alameda **State:** CA **GLOBAL ID NO.:** T0600137103

EDF DELIVERABLE TO (Name, Company, Office Location): Ana Friel, CRA, Eureka Office **PHONE NO.:** (707) 268-3812 **E-MAIL:** sonomaedf@croworld.com **CONSULTANT PROJECT NO.:** 080208-1401

SAMPLER NAME(S) (Print): Mr PIERCE **LAB USE ONLY:** 08-02-0687

TAT (STD IS 10 BUSINESS DAYS / RUSH IS CALENDAR DAYS): RESULTS NEEDED

STD 5 DAY 3 DAY 2 DAY 24 HOURS ON WEEKEND

LA - RWQCB REPORT FORMAT UST AGENCY:


SPECIAL INSTRUCTIONS OR NOTES:

- EDD NOT NEEDED
- SHELL CONTRACT RATE APPLIES
- STATE REIMB RATE APPLIES
- RECEIPT VERIFICATION REQUESTED

REQUESTED ANALYSIS

FIELD USE ONLY	Field Sample Identification	SAMPLING		MATRIX	NO. OF CONT.	TPH - Gas, Purgeable (8015M)	TPH - Diesel, Extractable (8260B)	BTEX (8260B)	5 Oxygenates (8260B) (MTBE, TBA, DIPE, TAME, ETBE)	MTBE (8260B)	TBA (8260B)	DIPE (8260B)	TAME (8260B)	ETBE (8260B)	1,2 DCA (8260B)	EDB (8260B)	Ethanol (8260B)	Methanol (8015M)	TEMPERATURE ON RECEIPT °	FIELD NOTES: Container/Preservative or PID Readings or Laboratory Notes
		DATE	TIME																	
1	TBN-A	02/08	1421	W	5	X	X	X							X	X	X			
2	S-2		1251			X	X	X												
3	S-3		1231			X	X	X												
4	S-4		1311			X	X	X												
5	S-4B		1021			X	X	X												
6	S-5		1211			X	X	X												
7	S-6		1331			X	X	X												
8	S-7		1341			X	X	X												
9	S-8		1351			X	X	X												
10	S-9		1401			X	X	X												

Relinquished by: (Signature)	Received by: (Signature)	Date: 02/08/08	Time: 1532
Relinquished by: (Signature)	Received by: (Signature)	Date: 2/9/08	Time: 1630
Relinquished by: (Signature)	Received by: (Signature)	Date: 2/9/08	Time: 1025



WORK ORDER #: 08 - 02 - 0687

Cooler 1 of 1

SAMPLE RECEIPT FORM

CLIENT: BTS

DATE: 2/9/08

TEMPERATURE - SAMPLES RECEIVED BY:

CALSCIENCE COURIER:	LABORATORY (Other than Calscience Courier):
<input type="checkbox"/> Chilled, cooler with temperature blank provided.	<input type="checkbox"/> °C Temperature blank.
<input type="checkbox"/> Chilled, cooler without temperature blank.	<u>2.0</u> °C IR thermometer.
<input type="checkbox"/> Chilled and placed in cooler with wet ice.	<input type="checkbox"/> Ambient temperature.
<input type="checkbox"/> Ambient and placed in cooler with wet ice.	
<input type="checkbox"/> Ambient temperature.	
<input type="checkbox"/> °C Temperature blank.	

Initial: (RM)

CUSTODY SEAL INTACT:

Sample(s): _____ Cooler: _____ No (Not Intact): _____ Not Present:

Initial: (RM)

SAMPLE CONDITION:

	Yes	No	N/A
Chain-Of-Custody document(s) received with samples.....	<input checked="" type="checkbox"/>	_____	_____
Sampler's name indicated on COC.....	<input checked="" type="checkbox"/>	_____	_____
Sample container label(s) consistent with custody papers.....	<input checked="" type="checkbox"/>	_____	_____
Sample container(s) intact and good condition.....	<input checked="" type="checkbox"/>	_____	_____
Correct containers and volume for analyses requested.....	<input checked="" type="checkbox"/>	_____	_____
Proper preservation noted on sample label(s).....	<input checked="" type="checkbox"/>	_____	_____
VOA vial(s) free of headspace.....	<input checked="" type="checkbox"/>	_____	_____
Tedlar bag(s) free of condensation.....	_____	_____	<input checked="" type="checkbox"/>

Initial: (RM)

COMMENTS:

SHELL WELLHEAD INSPECTION FORM

(FOR SAMPLE TECHNICIAN)

Site Address 1601 Webster, Alameda, Ca Date 02/08/06
 Job Number 000200-MPI Technician M. PIERCE Page 1 of 1

Well ID	Well Inspected - No Corrective Action Required	Well Box Meets Compliance Requirements *See Below	Water Bailed From Wellbox	Cap Replaced	Lock Replaced	Well Not Inspected (explain in notes)	New Deficiency Identified	Previously Identified Deficiency Persists	Notes
TBW-N									3/4 bolt missing, vault, metal lid
S-2	X								
S-3	X								no tag
S-4	X								
S-4B									no tag
S-5	X								
S-6	X								
S-7	X								
S-8									no tag
S-9									no tag

*Well box must meet all three criteria to be compliant: 1) WELL IS SECURABLE BY DESIGN (12" or less) 2) WELL IS MARKED WITH THE WORDS "MONITORING WELL" (12" or less) 3) WELL TAG IS PRESENT, SECURE, AND CORRECT

Notes: _____

WELL GAUGING DATA

Project # 080208-M01 Date 02/08/08 Client Shell

Site 1601 Webster st, Alameda, Ca

Well ID	Time	Well Size (in.)	Sheen / Odor	Depth to Immiscible Liquid (ft.)	Thickness of Immiscible Liquid (ft.)	Volume of Immiscibles Removed (ml)	Depth to water (ft.)	Depth to well bottom (ft.)	Survey Point: TOB or TOC	Notes
TBW-M0945		4	No	SPH	Detected		09.79	10.75		IP
S-2	0907	4					06.52	11.73		
S-3	0859	4					06.06	11.67		
S-4	0913	4					05.97	11.50		
S-4B	0855	4					06.12	19.91		
S-5	0847	4					5.52	11.43		
S-6	0926	4					06.11	11.57		
S-7	0919	4					06.23	11.03		
S-8	0931	4					06.55	11.79		
S-9	0938	4					06.00	11.89	✓	

SHELL WELL MONITORING DATA SHEET

BTS #: <u>080208-MDI</u>	Site: <u>1601 Webster, Alameda, Ca</u>
Sampler: <u>MD</u>	Date: <u>02/08/08</u>
Well I.D.: <u>TBW-N</u>	Well Diameter: 2 3 <u>4</u> 6 8
Total Well Depth (TD): <u>10.75</u>	Depth to Water (DTW): <u>04.79</u>
Depth to Free Product:	Thickness of Free Product (feet):
Referenced to: <u>PVC</u> Grade	D.O. Meter (if req'd): YSI HACH
DTW with 80% Recharge [(Height of Water Column x 0.20) + DTW]: <u>05.98</u>	

Purge Method: Bailer Disposable Bailer Positive Air Displacement Electric Submersible Waterra Peristaltic Extraction Pump Other _____

Sampling Method: Bailer Disposable Bailer Extraction Port Dedicated Tubing Other: _____

<u>3.8</u> (Gals.) X <u>3</u> = <u>11.4</u> Gals.	<table border="1" style="width: 100%; border-collapse: collapse;"> <thead> <tr> <th>Well Diameter</th> <th>Multiplier</th> <th>Well Diameter</th> <th>Multiplier</th> </tr> </thead> <tbody> <tr> <td>1"</td> <td>0.04</td> <td><u>4"</u></td> <td><u>0.65</u></td> </tr> <tr> <td>2"</td> <td>0.16</td> <td>6"</td> <td>1.47</td> </tr> <tr> <td>3"</td> <td>0.37</td> <td>Other</td> <td>radius² * 0.163</td> </tr> </tbody> </table>	Well Diameter	Multiplier	Well Diameter	Multiplier	1"	0.04	<u>4"</u>	<u>0.65</u>	2"	0.16	6"	1.47	3"	0.37	Other	radius ² * 0.163
Well Diameter	Multiplier	Well Diameter	Multiplier														
1"	0.04	<u>4"</u>	<u>0.65</u>														
2"	0.16	6"	1.47														
3"	0.37	Other	radius ² * 0.163														
1 Case Volume	Specified Volumes	Calculated Volume															

Time	Temp (°F)	pH	Cond. (mS or µS)	Turbidity (NTUs)	Gals. Removed	Observations
<u>11:46</u>	<u>61.2</u>	<u>7.35</u>	<u>576</u>	<u>83</u>	<u>3.8</u>	—
<u>11:47</u>	<u>60.7</u>	<u>7.35</u>	<u>559</u>	<u>131</u>	<u>7.6</u>	—
<u>11:48</u>	<u>61.3</u>	<u>7.22</u>	<u>551</u>	<u>70</u>	<u>11.4</u>	—

Did well dewater? Yes No Gallons actually evacuated: 11.4

Sampling Date: 02/08/08 Sampling Time: 1421 Depth to Water: 05.20

Sample I.D.: TBW-N Laboratory: STL Other: Cal Scan

Analyzed for: TPH-G BTEX MTBE TPH-D Other: See COC

EB I.D. (if applicable): @ _____ Time Duplicate I.D. (if applicable):

Analyzed for: TPH-G BTEX MTBE TPH-D Other:

D.O. (if req'd): Pre-purge:		mg/L	Post-purge:		mg/L
O.R.P. (if req'd): Pre-purge:		mV	Post-purge:		mV

SHELL WELL MONITORING DATA SHEET

BTS #: <u>080208-MD1</u>	Site: <u>1601 Webster, Alameda, Ca</u>
Sampler: <u>MD</u>	Date: <u>02/08/08</u>
Well I.D.: <u>S-4</u>	Well Diameter: 2 3 <u>(4)</u> 6 8
Total Well Depth (TD): <u>11.50</u>	Depth to Water (DTW): <u>05.47</u>
Depth to Free Product:	Thickness of Free Product (feet):
Referenced to: <u>PVD</u> Grade	D.O. Meter (if req'd): YSI HACH
DTW with 80% Recharge [(Height of Water Column x 0.20) + DTW]: <u>06.68</u>	

Purge Method: Bailer Waterria Sampling Method: (Bailer)
 Disposable Bailer Peristaltic Disposable Bailer
~~Positive Air Displacement~~ Extraction Pump Extraction Port
~~Electric Submersible~~ Other _____ Dedicated Tubing

Other: _____

<u>3.9</u> (Gals.) X	<u>3</u>	= <u>11.7</u> Gals.
1 Case Volume	Specified Volumes	Calculated Volume

Well Diameter	Multiplier	Well Diameter	Multiplier
1"	0.04	<u>4"</u>	<u>0.65</u>
2"	0.16	6"	1.47
3"	0.37	Other	radius ² * 0.163

Time	Temp (°F)	pH	Cond. (mS or µS)	Turbidity (NTUs)	Gals. Removed	Observations
<u>1055</u>	<u>60.5</u>	<u>7.55</u>	<u>436</u>	<u>26</u>	<u>3.9</u>	<u>—</u>
<u>1056</u>	<u>61.7</u>	<u>7.38</u>	<u>421</u>	<u>31</u>	<u>7.8</u>	<u>—</u>
<u>1056</u>	<u>62.5</u>	<u>7.28</u>	<u>422</u>	<u>40</u>	<u>11.7</u>	<u>—</u>

Did well dewater? Yes No Gallons actually evacuated: 11.7

Sampling Date: 02/08/08 Sampling Time: 1311 Depth to Water: 05.81

Sample I.D.: S-4 Laboratory: STL Other CalScience

Analyzed for: TPH-G BTEX MTBE TPH-D Other: See COC

EB I.D. (if applicable): @ _____ Duplicate I.D. (if applicable): _____

Analyzed for: TPH-G BTEX MTBE TPH-D Other:

D.O. (if req'd):	Pre-purge: _____	mg/L	Post-purge: _____	mg/L
O.R.P. (if req'd):	Pre-purge: _____	mV	Post-purge: _____	mV

SHELL WELL MONITORING DATA SHEET

BTS #: 080208-M101	Site: 1601 Webster, Alameda, CA
Sampler: MD	Date: 02/08/08
Well I.D.: S-4B	Well Diameter: 2 3 4 6 8
Total Well Depth (TD): 19.91	Depth to Water (DTW): 06.12
Depth to Free Product:	Thickness of Free Product (feet):
Referenced to: PVC Grade	D.O. Meter (if req'd): YSI HACH
DTW with 80% Recharge [(Height of Water Column x 0.20) + DTW]: 08.88	

Purge Method: Bailer Waterra Sampling Method: Bailer
 Disposable Bailer Peristaltic Disposable Bailer
 Positive Air Displacement Extraction Pump Extraction Port
 Electric Submersible Other _____ Dedicated Tubing

$8.9 \text{ (Gals.)} \times 3 = 26.7 \text{ Gals.}$ 1 Case Volume Specified Volumes Calculated Volume	<table border="1" style="width: 100%; border-collapse: collapse; font-size: small;"> <tr> <th>Well Diameter</th> <th>Multiplier</th> <th>Well Diameter</th> <th>Multiplier</th> </tr> <tr> <td>1"</td> <td>0.04</td> <td>4"</td> <td>0.63</td> </tr> <tr> <td>2"</td> <td>0.16</td> <td>6"</td> <td>1.47</td> </tr> <tr> <td>3"</td> <td>0.37</td> <td>Other</td> <td>radius² * 0.163</td> </tr> </table>	Well Diameter	Multiplier	Well Diameter	Multiplier	1"	0.04	4"	0.63	2"	0.16	6"	1.47	3"	0.37	Other	radius ² * 0.163
Well Diameter	Multiplier	Well Diameter	Multiplier														
1"	0.04	4"	0.63														
2"	0.16	6"	1.47														
3"	0.37	Other	radius ² * 0.163														

Time	Temp (°F)	pH	Cond. (mS or μ S)	Turbidity (NTUs)	Gals. Removed	Observations
1000	63.1	7.35	635	83	8.9	
1002	65.3	6.94	632	285	19.8	
1004	66.7	6.81	636	395	26.7	

Did well dewater? Yes No Gallons actually evacuated: 26.7

Sampling Date: 02/08/08 Sampling Time: 1021 Depth to Water: 08.86

Sample I.D.: S-4B Laboratory: STL Other: **CalSci**

Analyzed for: TPH-G BTEX MTBE TPH-D Other: **See COC**

EB I.D. (if applicable): @ _____ Time Duplicate I.D. (if applicable):

Analyzed for: TPH-G BTEX MTBE TPH-D Other:

D.O. (if req'd):	Pre-purge:	mg/L	Post-purge:	mg/L
O.R.P. (if req'd):	Pre-purge:	mV	Post-purge:	mV

SHELL WELL MONITORING DATA SHEET

BTS #: 080208-M01	Site: 1601 Webster, Alameda, Ca
Sampler: MD	Date: 02/08/08
Well I.D.: S-6	Well Diameter: 2 3 <u>4</u> 6 8
Total Well Depth (TD): 11.57	Depth to Water (DTW): 06.11
Depth to Free Product:	Thickness of Free Product (feet):
Referenced to: PVC Grade	D.O. Meter (if req'd): YSI HACH
DTW with 80% Recharge [(Height of Water Column x 0.20) + DTW]: 07.20	

Purge Method: Bailer Disposable Bailer Positive Air Displacement <input checked="" type="checkbox"/> Electric Submersible	Waterra Peristaltic Extraction Pump Other _____	Sampling Method: <input checked="" type="checkbox"/> Bailer Disposable Bailer Extraction Port Dedicated Tubing Other: _____
--	--	---

$3.5 \text{ (Gals.)} \times 3 = 10.5 \text{ Gals.}$ 1 Case Volume Specified Volumes Calculated Volume	<table border="1" style="width: 100%; border-collapse: collapse; font-size: small;"> <tr> <th>Well Diameter</th> <th>Multiplier</th> <th>Well Diameter</th> <th>Multiplier</th> </tr> <tr> <td>1"</td> <td>0.04</td> <td><u>4"</u></td> <td><u>0.65</u></td> </tr> <tr> <td>2"</td> <td>0.16</td> <td>6"</td> <td>1.47</td> </tr> <tr> <td>3"</td> <td>0.37</td> <td>Other</td> <td>radius² * 0.163</td> </tr> </table>	Well Diameter	Multiplier	Well Diameter	Multiplier	1"	0.04	<u>4"</u>	<u>0.65</u>	2"	0.16	6"	1.47	3"	0.37	Other	radius ² * 0.163
Well Diameter	Multiplier	Well Diameter	Multiplier														
1"	0.04	<u>4"</u>	<u>0.65</u>														
2"	0.16	6"	1.47														
3"	0.37	Other	radius ² * 0.163														

Time	Temp (°F)	pH	Cond. (mS or μ S)	Turbidity (NTUs)	Gals. Removed	Observations
1105	59.9	7.18	773	89	3.5	—
1105	62.3	6.94	1026	92	7.0	—
1106	62.6	6.95	1037	94	10.5	—

Did well dewater? Yes No Gallons actually evacuated: 10.5

Sampling Date: 02/08/08 Sampling Time: 1331 Depth to Water: 06.98

Sample I.D.: S-6 Laboratory: STL Other: CalScan

Analyzed for: TPH-G BTEX MTBE TPH-D Other: See COC

EB I.D. (if applicable): @ Time Duplicate I.D. (if applicable):

Analyzed for: TPH-G BTEX MTBE TPH-D Other:

D.O. (if req'd):	Pre-purge:	mg/L	Post-purge:	mg/L
O.R.P. (if req'd):	Pre-purge:	mV	Post-purge:	mV

Attachment B

**Coordinated Data-
Former 76 Station**

Table 1
CURRENT FLUID LEVELS AND SELECTED ANALYTICAL RESULTS
February 8, 2008
Former 76 Station 0843

Date Sampled	TOC Elevation (feet)	Depth to Water (feet)	LPH Thickness (feet)	Ground-water Elevation (feet)	Change in Elevation (feet)	TPH-G (8015M) (µg/l)	TPH-G (GC/MS) (µg/l)	Benzene (µg/l)	Toluene (µg/l)	Ethyl-benzene (µg/l)	Total Xylenes (µg/l)	MTBE (8021B) (µg/l)	MTBE (8260B) (µg/l)	Comments
MW-1 (Screen Interval in feet: 4.5-20.5)														
02/08/08	16.18	6.09	0.00	10.09	1.31	--	2600	ND<5.0	ND<5.0	ND<5.0	ND<10	--	4100	
MW-2A (Screen Interval in feet: 5-11.5)														
02/08/08	15.56	5.76	0.00	9.80	1.20	--	ND<50	ND<0.50	ND<0.50	ND<0.50	ND<1.0	--	ND<0.50	
MW-3 (Screen Interval in feet: 5.0-20.0)														
02/08/08	15.11	5.39	0.00	9.72	1.36	--	ND<50	ND<0.50	ND<0.50	ND<0.50	ND<1.0	--	ND<0.50	
MW-4 (Screen Interval in feet: 5.0-20.5)														
02/08/08	15.17	5.10	0.00	10.07	1.67	--	ND<50	ND<0.50	ND<0.50	ND<0.50	ND<1.0	--	ND<0.50	
MW-5 (Screen Interval in feet: 5-20)														
02/08/08	13.34	5.06	0.00	8.28	1.04	--	ND<50	ND<0.50	ND<0.50	ND<0.50	ND<1.0	--	ND<0.50	
MW-6 (Screen Interval in feet: 5-20)														
02/08/08	14.08	5.20	0.00	8.88	0.97	--	360	ND<0.50	ND<0.50	ND<0.50	ND<1.0	--	570	

Table 1 a
ADDITIONAL CURRENT ANALYTICAL RESULTS
Former 76 Station 0843

Date Sampled	TBA	Ethanol (8260B)	DIPE	ETBE	TAME
	(µg/l)	(µg/l)	(µg/l)	(µg/l)	(µg/l)
MW-1					
02/08/08	ND<100	ND<2500	ND<5.0	ND<5.0	ND<5.0
MW-2A					
02/08/08	ND<10	ND<250	ND<0.50	ND<0.50	ND<0.50
MW-3					
02/08/08	ND<10	ND<250	ND<0.50	ND<0.50	ND<0.50
MW-4					
02/08/08	ND<10	290	ND<0.50	ND<0.50	ND<0.50
MW-5					
02/08/08	ND<10	ND<250	ND<0.50	ND<0.50	ND<0.50
MW-6					
02/08/08	ND<10	ND<250	ND<0.50	ND<0.50	ND<0.50

Table 2
HISTORIC FLUID LEVELS AND SELECTED ANALYTICAL RESULTS
March 1999 Through February 2008
Former 76 Station 0843

Date Sampled	TOC Elevation (feet)	Depth to Water (feet)	LPH Thickness (feet)	Ground-water Elevation (feet)	Change in Elevation (feet)	TPH-G (8015M) (µg/l)	TPH-G (GC/MS) (µg/l)	Benzene (µg/l)	Toluene (µg/l)	Ethyl-benzene (µg/l)	Total Xylenes (µg/l)	MTBE (8021B) (µg/l)	MTBE (8260B) (µg/l)	Comments
MW-1 (Screen Interval in feet: 4.5-20.5)														
03/05/99	16.18	--	--	--	--	86.6	--	ND	2.04	ND	4.06	--	23.9	
06/03/99	16.18	6.24	0.00	9.94	--	ND	--	ND	ND	ND	ND	ND	ND	
09/02/99	16.18	7.19	0.00	8.99	-0.95	ND	--	ND	ND	ND	ND	ND	ND	
12/14/99	16.18	8.07	0.00	8.11	-0.88	ND	--	ND	ND	ND	ND	ND	--	
03/14/00	16.18	5.47	0.00	10.71	2.60	ND	--	ND	ND	ND	ND	ND	--	
05/31/00	16.18	6.22	0.00	9.96	-0.75	ND	--	ND	ND	ND	ND	ND	--	
08/29/00	16.18	6.82	0.00	9.36	-0.60	ND	--	ND	ND	ND	ND	ND	--	
12/01/00	16.18	7.54	0.00	8.64	-0.72	ND	--	ND	ND	ND	ND	ND	--	
03/17/01	16.18	5.73	0.00	10.45	1.81	ND	--	ND	ND	ND	ND	ND	--	
05/23/01	16.18	6.43	0.00	9.75	-0.70	ND	--	ND	ND	ND	ND	ND	--	
09/24/01	16.18	7.12	0.00	9.06	-0.69	ND<50	--	ND<0.50	ND<0.50	ND<0.50	ND<0.50	ND<5.0	--	
12/10/01	16.18	6.89	0.00	9.29	0.23	ND<50	--	ND<0.50	ND<0.50	ND<0.50	ND<0.50	ND<5.0	--	
03/11/02	16.18	5.61	0.00	10.57	1.28	ND<50	--	ND<0.50	ND<0.50	ND<0.50	ND<0.50	ND<5.0	--	
06/07/02	16.18	5.71	0.00	10.47	-0.10	ND<50	--	ND<0.50	ND<0.50	ND<0.50	ND<0.50	ND<2.5	--	
09/03/02	16.18	--	--	--	--	--	--	--	--	--	--	--	--	Not monitored/sampled
12/12/02	16.18	7.80	0.00	8.38	--	--	--	--	--	--	--	--	--	No longer sampled
03/13/03	16.18	5.94	0.00	10.24	1.86	--	--	--	--	--	--	--	--	
06/12/03	16.18	6.10	0.00	10.08	-0.16	--	--	--	--	--	--	--	--	
09/12/03	16.18	6.65	0.00	9.53	-0.55	--	--	--	--	--	--	--	--	
12/31/03	16.18	5.74	0.00	10.44	0.91	--	--	--	--	--	--	--	--	Monitored Only
02/12/04	16.18	6.02	0.00	10.16	-0.28	--	--	--	--	--	--	--	--	Monitored Only
06/07/04	16.18	6.61	0.00	9.57	-0.59	--	--	--	--	--	--	--	--	Monitored Only
09/17/04	16.18	7.58	0.00	8.60	-0.97	--	--	--	--	--	--	--	--	Sampled Annually

Table 2
HISTORIC FLUID LEVELS AND SELECTED ANALYTICAL RESULTS
March 1999 Through February 2008
Former 76 Station 0843

Date Sampled	TOC Elevation (feet)	Depth to Water (feet)	LPH Thickness (feet)	Ground-water Elevation (feet)	Change in Elevation (feet)	TPH-G (8015M) (µg/l)	TPH-G (GC/MS) (µg/l)	Benzene (µg/l)	Toluene (µg/l)	Ethyl-benzene (µg/l)	Total Xylenes (µg/l)	MTBE (8021B) (µg/l)	MTBE (8260B) (µg/l)	Comments
MW-1 continued														
12/11/04	16.18	6.49	0.00	9.69	1.09	--	--	--	--	--	--	--	--	Sampled Annually
03/15/05	16.18	5.28	0.00	10.90	1.21	--	ND<50	ND<0.50	ND<0.50	ND<0.50	ND<1.0	--	27	
05/17/05	16.18	5.83	0.00	10.35	-0.55	--	--	--	--	--	--	--	--	Sampled annually
07/27/05	16.18	6.52	0.00	9.66	-0.69	--	--	--	--	--	--	--	--	Sampled Annually
11/23/05	16.18	7.28	0.00	8.90	-0.76	--	--	--	--	--	--	--	--	Sampled annually
02/24/06	16.18	6.60	0.00	9.58	0.68	--	910	ND<0.50	ND<0.50	ND<0.50	ND<1.0	--	5100	
05/30/06	16.18	6.48	0.00	9.70	0.12	--	--	--	--	--	--	--	--	Sampled Q1 only
08/30/06	16.18	9.51	0.00	6.67	-3.03	--	--	--	--	--	--	--	--	Sampled Q1 only
11/22/06	16.18	7.05	0.00	9.13	2.46	--	220	ND<0.50	ND<0.50	ND<0.50	ND<0.50	--	420	
02/23/07	16.18	6.40	0.00	9.78	0.65	--	1300	ND<5.0	ND<5.0	ND<5.0	ND<5.0	--	1700	
05/18/07	16.18	6.65	0.00	9.53	-0.25	--	2300	ND<5.0	ND<5.0	ND<5.0	ND<5.0	--	3300	
08/10/07	16.18	7.26	0.00	8.92	-0.61	--	4100	ND<25	ND<25	ND<25	ND<25	--	4300	
11/09/07	16.18	7.40	0.00	8.78	-0.14	--	5700	ND<25	ND<25	ND<25	ND<25	--	5400	
02/08/08	16.18	6.09	0.00	10.09	1.31	--	2600	ND<5.0	ND<5.0	ND<5.0	ND<10	--	4100	
MW-2 (Screen Interval in feet: 4.5-20.5)														
03/05/99	15.57	--	0.00	--	--	34400	--	2070	7710	2340	8240	--	8460	
06/03/99	15.57	5.96	0.00	9.61	--	51200	--	1820	7570	2510	7320	6460	8800	
09/02/99	15.57	6.85	0.00	8.72	-0.89	17000	--	1000	3100	1400	3700	4000	3720	
12/14/99	15.57	7.65	0.00	7.92	-0.80	83000	--	3000	22000	4500	17000	9100	11000	
03/14/00	15.57	5.26	0.00	10.31	2.39	31000	--	1600	4600	2300	7300	5700	8700	
05/31/00	15.57	5.60	0.00	9.97	-0.34	9970	--	598	1030	487	2060	2500	1670	
08/29/00	15.57	6.35	0.00	9.22	-0.75	7900	--	390	1500	280	1900	1800	1300	
12/01/00	15.57	7.06	0.00	8.51	-0.71	87500	--	1860	17400	5590	19400	6220	3790	
03/17/01	15.57	5.98	0.00	9.59	1.08	4310	--	371	59.0	280	682	321	433	

Table 2
HISTORIC FLUID LEVELS AND SELECTED ANALYTICAL RESULTS
March 1999 Through February 2008
Former 76 Station 0843

Date Sampled	TOC Elevation (feet)	Depth to Water (feet)	LPH Thickness (feet)	Ground-water Elevation (feet)	Change in Elevation (feet)	TPH-G (8015M) (µg/l)	TPH-G (GC/MS) (µg/l)	Benzene (µg/l)	Toluene (µg/l)	Ethylbenzene (µg/l)	Total Xylenes (µg/l)	MTBE (8021B) (µg/l)	MTBE (8260B) (µg/l)	Comments
MW-2 continued														
05/23/01	15.57	6.97	0.00	8.60	-0.99	45400	--	374	4490	2790	10900	ND	406	
09/24/01	15.57	7.56	0.00	8.01	-0.59	76000	--	430	13000	4700	18000	ND<2000	480	
12/10/01	15.57	6.52	0.00	9.05	1.04	82000	--	320	9100	4400	16000	ND<2500	270	
03/11/02	15.57	5.51	0.00	10.06	1.01	14000	--	75	1400	1100	3600	ND<250	150	
06/07/02	15.57	5.73	0.00	9.84	-0.22	14000	--	120	1200	1400	4700	540	200	
09/03/02	15.57	6.81	0.00	8.76	-1.08	10000	--	150	1200	610	2800	510	460	
12/12/02	15.57	--	--	--	--	--	--	--	--	--	--	--	--	Destroyed, replaced with MW-2A
MW-2a (Screen Interval in feet: 5-11.5)														
12/12/02	15.56	7.45	0.00	8.11	--	3400	--	80	260	210	1000	380	400	
03/13/03	--	5.85	0.00	--	--	ND<50	--	ND<0.50	ND<0.50	ND<0.50	1.8	2.4	2.4	
06/12/03	--	6.08	0.00	--	--	ND<50	--	0.59	0.69	ND<0.50	1.2	6.0	4.7	
09/12/03	15.56	6.54	0.00	9.02	--	--	120	1.8	4.2	6.1	20	--	6.6	
12/31/03	15.56	5.63	0.00	9.93	0.91	88	--	0.79	1.8	3.6	14	ND<5.0	2.9	
02/12/04	15.56	5.68	0.00	9.88	-0.05	160	--	2.6	4.8	13	48	7.2	7.9	
06/07/04	15.56	6.21	0.00	9.35	-0.53	94	--	0.80	1.2	2.1	9.1	4.5	3.7	
09/17/04	15.56	7.16	0.00	8.40	-0.95	--	230	3.5	6.1	13	41	--	83	
12/11/04	15.56	5.84	0.00	9.72	1.32	--	ND<50	ND<0.50	ND<0.50	ND<0.50	ND<1.0	--	1.2	
03/15/05	15.56	5.52	0.00	10.04	0.32	--	92	0.84	1.7	2.4	9.8	--	ND<10	
05/17/05	15.56	5.55	0.00	10.01	-0.03	--	54	2.1	1.7	1.9	7.0	--	2.9	
07/27/05	15.56	6.16	0.00	9.40	-0.61	--	ND<50	0.66	1.1	1.3	4.2	--	3.7	
11/23/05	15.56	6.88	0.00	8.68	-0.72	--	120	1.3	2.8	7.8	30	--	10	
02/24/06	15.56	5.79	0.00	9.77	1.09	--	84	0.51	1.2	4.2	16	--	7.2	
05/30/06	15.56	5.62	0.00	9.94	0.17	--	69	0.90	2.2	3.7	14	--	4.1	

Table 2
HISTORIC FLUID LEVELS AND SELECTED ANALYTICAL RESULTS
March 1999 Through February 2008
Former 76 Station 0843

Date Sampled	TOC Elevation (feet)	Depth to Water (feet)	LPH Thickness (feet)	Ground-water Elevation (feet)	Change in Elevation (feet)	TPH-G (8015M) (µg/l)	TPH-G (GC/MS) (µg/l)	Benzene (µg/l)	Toluene (µg/l)	Ethyl-benzene (µg/l)	Total Xylenes (µg/l)	MTBE (8021B) (µg/l)	MTBE (8260B) (µg/l)	Comments
MW-2A continued														
08/30/06	15.56	6.38	0.00	9.18	-0.76	--	77	ND<0.50	0.50	1.0	3.3	--	2.5	
11/22/06	15.56	6.60	0.00	8.96	-0.22	--	ND<50	ND<0.50	ND<0.50	ND<0.50	2.2	--	0.59	
02/23/07	15.56	6.05	0.00	9.51	0.55	--	ND<50	ND<0.50	0.66	ND<0.50	1.1	--	0.72	
05/18/07	15.56	6.29	0.00	9.27	-0.24	--	ND<50	ND<0.50	ND<0.50	0.68	1.6	--	0.81	
08/10/07	15.56	6.90	0.00	8.66	-0.61	--	ND<50	ND<0.50	ND<0.50	1.6	3.9	--	ND<0.50	
11/09/07	15.56	6.96	0.00	8.60	-0.06	--	ND<50	ND<0.50	ND<0.50	2.4	4.4	--	ND<0.50	
02/08/08	15.56	5.76	0.00	9.80	1.20	--	ND<50	ND<0.50	ND<0.50	ND<0.50	ND<1.0	--	ND<0.50	
MW-3 (Screen Interval in feet: 5.0-20.0)														
03/05/99	15.11	--	0.00	--	--	135	--	ND	ND	ND	4.84	--	2.46	
06/03/99	15.11	5.57	0.00	9.54	--	ND	--	ND	ND	ND	ND	5.23	12.7	
09/02/99	15.11	6.50	0.00	8.61	-0.93	ND	--	ND	ND	ND	ND	13	11	
12/14/99	15.11	7.28	0.00	7.83	-0.78	ND	--	ND	ND	ND	ND	ND	--	
03/14/00	15.11	4.87	0.00	10.24	2.41	ND	--	ND	ND	ND	ND	7.2	6.3	
05/31/00	15.11	5.58	0.00	9.53	-0.71	ND	--	ND	ND	ND	ND	ND	--	
08/29/00	15.11	6.06	0.00	9.05	-0.48	ND	--	ND	ND	ND	ND	ND	ND	
12/01/00	15.11	6.76	0.00	8.35	-0.70	ND	--	ND	ND	ND	ND	ND	--	
03/17/01	15.11	5.09	0.00	10.02	1.67	ND	--	ND	ND	ND	ND	ND	--	
05/23/01	15.11	5.72	0.00	9.39	-0.63	ND	--	ND	ND	ND	ND	ND	--	
09/24/01	15.11	6.34	0.00	8.77	-0.62	ND<50	--	ND<0.50	ND<0.50	ND<0.50	ND<0.50	ND<5.0	--	
12/10/01	15.11	6.31	0.00	8.80	0.03	ND<50	--	ND<0.50	ND<0.50	ND<0.50	ND<0.50	ND<5.0	--	
03/11/02	15.11	5.15	0.00	9.96	1.16	ND<50	--	ND<0.50	ND<0.50	ND<0.50	ND<0.50	ND<5.0	--	
06/07/02	15.11	5.45	0.00	9.66	-0.30	ND<50	--	ND<0.50	ND<0.50	ND<0.50	ND<0.50	ND<2.5	--	
12/12/02	15.11	7.15	0.00	7.96	-1.70	--	--	--	--	--	--	--	--	No longer sampled
03/13/03	15.11	5.37	0.00	9.74	1.78	--	--	--	--	--	--	--	--	

Table 2
HISTORIC FLUID LEVELS AND SELECTED ANALYTICAL RESULTS
March 1999 Through February 2008
Former 76 Station 0843

Date Sampled	TOC Elevation (feet)	Depth to Water (feet)	LPH Thickness (feet)	Ground-water Elevation (feet)	Change in Elevation (feet)	TPH-G (8015M) (µg/l)	TPH-G (GC/MS) (µg/l)	Benzene (µg/l)	Toluene (µg/l)	Ethyl-benzene (µg/l)	Total Xylenes (µg/l)	MTBE (8021B) (µg/l)	MTBE (8260B) (µg/l)	Comments
MW-3 continued														
06/12/03	15.11	5.51	0.00	9.60	-0.14	--	--	--	--	--	--	--	--	
09/12/03	15.11	6.03	0.00	9.08	-0.52	--	--	--	--	--	--	--	--	
12/31/03	15.11	5.62	0.00	9.49	0.41	--	--	--	--	--	--	--	--	Monitored Only
02/12/04	15.11	5.51	0.00	9.60	0.11	--	--	--	--	--	--	--	--	Monitored Only
06/07/04	15.11	5.92	0.00	9.19	-0.41	--	--	--	--	--	--	--	--	Monitored Only
09/17/04	15.11	--	--	--	--	--	--	--	--	--	--	--	--	Unable to locate
12/11/04	15.11	5.94	0.00	9.17	--	--	--	--	--	--	--	--	--	Sampled Annually
03/11/05	15.11	4.76	0.00	10.35	1.18	--	ND<50	ND<0.50	ND<0.50	ND<0.50	ND<1.0	--	ND<0.50	
05/17/05	15.11	5.23	0.00	9.88	-0.47	--	ND<50	ND<0.50	ND<0.50	ND<0.50	ND<1.0	--	ND<0.50	
07/27/05	15.11	5.81	0.00	9.30	-0.58	--	ND<50	ND<0.50	ND<0.50	ND<0.50	ND<1.0	--	ND<0.50	
11/23/05	15.11	6.60	0.00	8.51	-0.79	--	ND<50	ND<0.50	ND<0.50	ND<0.50	ND<1.0	--	ND<0.50	
02/24/06	15.11	5.37	0.00	9.74	1.23	--	ND<50	ND<0.50	ND<0.50	ND<0.50	ND<1.0	--	2.2	
05/30/06	15.11	5.08	0.00	10.03	0.29	--	ND<50	ND<0.50	ND<0.50	ND<0.50	ND<1.0	--	0.92	
08/30/06	15.11	5.52	0.00	9.59	-0.44	--	ND<50	ND<0.50	ND<0.50	ND<0.50	ND<0.50	--	0.51	
11/22/06	15.11	6.38	0.00	8.73	-0.86	--	ND<50	ND<0.50	ND<0.50	ND<0.50	ND<0.50	--	0.94	
02/23/07	15.11	5.72	0.00	9.39	0.66	--	ND<50	ND<0.50	ND<0.50	ND<0.50	ND<0.50	--	0.61	
05/18/07	15.11	5.94	0.00	9.17	-0.22	--	ND<50	ND<0.50	ND<0.50	ND<0.50	ND<0.50	--	1.1	
08/10/07	15.11	7.64	0.00	7.47	-1.70	--	ND<50	ND<0.50	ND<0.50	ND<0.50	ND<0.50	--	ND<0.50	
11/09/07	15.11	6.75	0.00	8.36	0.89	--	ND<50	ND<0.50	ND<0.50	ND<0.50	ND<0.50	--	1.1	
02/08/08	15.11	5.39	0.00	9.72	1.36	--	ND<50	ND<0.50	ND<0.50	ND<0.50	ND<1.0	--	ND<0.50	
MW-4 (Screen Interval in feet: 5.0-20.5)														
03/05/99	15.17	--	0.00	--	--	ND	--	ND	ND	ND	2.44	--	25.2	
06/03/99	15.17	5.45	0.00	9.72	--	ND	--	ND	ND	ND	ND	ND	3.96	
09/02/99	15.17	6.48	0.00	8.69	-1.03	ND	--	ND	ND	ND	ND	23	27	

Table 2
HISTORIC FLUID LEVELS AND SELECTED ANALYTICAL RESULTS
March 1999 Through February 2008
Former 76 Station 0843

Date Sampled	TOC Elevation (feet)	Depth to Water (feet)	LPH Thickness (feet)	Ground-water Elevation (feet)	Change in Elevation (feet)	TPH-G (8015M) (µg/l)	TPH-G (GC/MS) (µg/l)	Benzene (µg/l)	Toluene (µg/l)	Ethyl-benzene (µg/l)	Total Xylenes (µg/l)	MTBE (8021B) (µg/l)	MTBE (8260B) (µg/l)	Comments
MW-4 continued														
12/14/99	15.17	7.27	0.00	7.90	-0.79	ND	--	ND	ND	ND	ND	200	270	
03/14/00	15.17	4.67	0.00	10.50	2.60	ND	--	ND	ND	ND	ND	46	49	
05/31/00	15.17	5.48	0.00	9.69	-0.81	ND	--	ND	ND	ND	ND	ND	--	
08/29/00	15.17	6.10	0.00	9.07	-0.62	ND	--	ND	ND	ND	ND	6.1	3.2	
12/01/00	15.17	6.79	0.00	8.38	-0.69	ND	--	ND	ND	ND	ND	152	101	
03/17/01	15.17	5.01	0.00	10.16	1.78	ND	--	ND	ND	ND	ND	ND	--	
05/23/01	15.17	5.78	0.00	9.39	-0.77	ND	--	ND	ND	ND	ND	ND	--	
09/24/01	15.17	6.42	0.00	8.75	-0.64	ND<50	--	ND<0.50	ND<0.50	ND<0.50	ND<0.50	ND<5.0	--	
12/10/01	15.17	6.41	0.00	8.76	0.01	ND<50	--	ND<0.50	ND<0.50	ND<0.50	ND<0.50	1700	1300	
03/11/02	15.17	5.05	0.00	10.12	1.36	ND<50	--	ND<0.50	ND<0.50	ND<0.50	ND<0.50	ND<5.0	--	
06/07/02	15.17	5.42	0.00	9.75	-0.37	ND<50	--	ND<0.50	ND<0.50	ND<0.50	ND<0.50	ND<2.5	--	
09/03/02	15.17	6.50	0.00	8.67	-1.08	ND<50	--	ND<0.50	ND<0.50	ND<0.50	ND<0.50	ND<2.5	--	
12/12/02	15.17	7.18	0.00	7.99	-0.68	ND<50	--	ND<0.50	ND<0.50	ND<0.50	ND<0.50	2.9	3.3	
03/13/03	15.17	5.42	0.00	9.75	1.76	ND<50	--	ND<0.50	ND<0.50	ND<0.50	ND<0.50	ND<2.0	--	
06/12/03	15.17	5.60	0.00	9.57	-0.18	ND<50	--	ND<0.50	ND<0.50	ND<0.50	ND<0.50	ND<2.0	--	
09/12/03	15.17	6.07	0.00	9.10	-0.47	--	ND<50	ND<0.50	ND<0.50	ND<0.50	ND<1.0	--	ND<2.0	
12/31/03	15.17	5.63	0.00	9.54	0.44	750	--	ND<5.0	ND<5.0	ND<5.0	ND<5.0	790	--	
02/12/04	15.17	5.26	0.00	9.91	0.37	ND<50	--	ND<0.50	ND<0.50	ND<0.50	ND<0.50	ND<5.0	--	
06/07/04	15.17	5.82	0.00	9.35	-0.56	ND<50	--	ND<0.3	ND<0.3	ND<0.3	ND<0.6	ND<1	--	
09/17/04	15.17	6.86	0.00	8.31	-1.04	--	56	ND<0.50	ND<0.50	ND<0.50	ND<1.0	--	10	
12/11/04	15.17	6.01	0.00	9.16	0.85	--	350	ND<2.5	ND<2.5	ND<2.5	ND<5.0	--	380	
03/11/05	15.17	4.61	0.00	10.56	1.40	--	ND<50	ND<0.50	ND<0.50	ND<0.50	ND<1.0	--	ND<0.50	
05/17/05	15.17	4.93	0.00	10.24	-0.32	--	ND<50	ND<0.50	ND<0.50	ND<0.50	ND<1.0	--	ND<0.50	
07/27/05	15.17	5.74	0.00	9.43	-0.81	--	ND<50	ND<0.50	ND<0.50	ND<0.50	ND<1.0	--	ND<0.50	

Table 2
HISTORIC FLUID LEVELS AND SELECTED ANALYTICAL RESULTS
March 1999 Through February 2008
Former 76 Station 0843

Date Sampled	TOC Elevation (feet)	Depth to Water (feet)	LPH Thickness (feet)	Ground-water Elevation (feet)	Change in Elevation (feet)	TPH-G (8015M) (µg/l)	TPH-G (GC/MS) (µg/l)	Benzene (µg/l)	Toluene (µg/l)	Ethyl-benzene (µg/l)	Total Xylenes (µg/l)	MTBE (8021B) (µg/l)	MTBE (8260B) (µg/l)	Comments
MW-4 continued														
11/23/05	15.17	6.59	0.00	8.58	-0.85	--	ND<50	ND<0.50	ND<0.50	ND<0.50	ND<1.0	--	23	
02/24/06	15.17	5.19	0.00	9.98	1.40	--	ND<50	ND<0.50	ND<0.50	ND<0.50	ND<1.0	--	4.7	
05/30/06	15.17	5.07	0.00	10.10	0.12	--	ND<50	ND<0.50	ND<0.50	ND<0.50	ND<1.0	--	ND<0.50	
08/30/06	15.17	6.02	0.00	9.15	-0.95	--	ND<50	ND<0.50	ND<0.50	ND<0.50	ND<0.50	--	ND<0.50	
11/22/06	15.17	6.37	0.00	8.80	-0.35	--	ND<50	ND<0.50	ND<0.50	ND<0.50	ND<0.50	--	16	
02/23/07	15.17	5.61	0.00	9.56	0.76	--	ND<50	ND<0.50	ND<0.50	ND<0.50	ND<0.50	--	ND<0.50	
05/18/07	15.17	5.87	0.00	9.30	-0.26	--	ND<50	ND<0.50	ND<0.50	ND<0.50	ND<0.50	--	ND<0.50	
08/10/07	15.17	7.49	0.00	7.68	-1.62	--	ND<50	ND<0.50	ND<0.50	ND<0.50	ND<0.50	--	ND<0.50	
11/09/07	15.17	6.77	0.00	8.40	0.72	--	50	ND<0.50	ND<0.50	ND<0.50	ND<0.50	--	39	
02/08/08	15.17	5.10	0.00	10.07	1.67	--	ND<50	ND<0.50	ND<0.50	ND<0.50	ND<1.0	--	ND<0.50	
MW-5 (Screen Interval in feet: 5-20)														
12/14/99	13.34	6.45	0.00	6.89	--	ND	--	ND	ND	ND	ND	3.5	3.8	
03/14/00	13.34	4.46	0.00	8.88	1.99	ND	--	ND	ND	ND	ND	ND	--	
05/31/00	13.34	5.18	0.00	8.16	-0.72	ND	--	ND	ND	ND	ND	ND	--	
08/29/00	13.34	5.46	0.00	7.88	-0.28	ND	--	ND	ND	ND	ND	ND	--	
12/01/00	13.34	5.95	0.00	7.39	-0.49	ND	--	ND	ND	ND	ND	ND	--	
03/17/01	13.34	5.36	0.00	7.98	0.59	ND	--	ND	ND	ND	ND	ND	--	
05/23/01	13.34	5.09	0.00	8.25	0.27	ND	--	ND	ND	ND	ND	ND	--	
09/24/01	13.34	5.58	0.00	7.76	-0.49	ND<50	--	ND<0.50	ND<0.50	ND<0.50	ND<0.50	ND<5.0	--	
12/10/01	13.34	5.51	0.00	7.83	0.07	ND<50	--	ND<0.50	ND<0.50	ND<0.50	ND<0.50	ND<5.0	--	
03/11/02	13.34	4.70	0.00	8.64	0.81	ND<50	--	ND<0.50	ND<0.50	ND<0.50	ND<0.50	ND<5.0	--	
06/07/02	13.34	--	--	--	--	--	--	--	--	--	--	--	--	Inaccessible - paved over
09/03/02	13.34	--	--	--	--	--	--	--	--	--	--	--	--	Inaccessible - paved over
12/12/02	13.34	6.42	0.00	6.92	--	ND<50	--	ND<0.50	ND<0.50	ND<0.50	ND<0.50	ND<2.0	--	

Table 2
HISTORIC FLUID LEVELS AND SELECTED ANALYTICAL RESULTS
March 1999 Through February 2008
Former 76 Station 0843

Date Sampled	TOC Elevation (feet)	Depth to Water (feet)	LPH Thickness (feet)	Ground-water Elevation (feet)	Change in Elevation (feet)	TPH-G (8015M) (µg/l)	TPH-G (GC/MS) (µg/l)	Benzene (µg/l)	Toluene (µg/l)	Ethylbenzene (µg/l)	Total Xylenes (µg/l)	MTBE (8021B) (µg/l)	MTBE (8260B) (µg/l)	Comments
MW-5 continued														
03/13/03	13.34	5.12	0.00	8.22	1.30	ND<50	--	ND<0.50	0.54	ND<0.50	ND<0.50	ND<2.0	--	
06/12/03	13.34	5.24	0.00	8.10	-0.12	ND<50	--	ND<0.50	ND<0.50	ND<0.50	ND<0.50	ND<2.0	--	
09/12/03	13.34	5.53	0.00	7.81	-0.29	--	ND<50	ND<0.50	ND<0.50	ND<0.50	ND<1.0	--	ND<2.0	
12/31/03	13.34	5.11	0.00	8.23	0.42	ND<50	--	ND<0.50	ND<0.50	ND<0.50	ND<0.50	ND<5.0	--	
02/12/04	13.34	5.02	0.00	8.32	0.09	ND<50	--	ND<0.50	ND<0.50	ND<0.50	ND<0.50	ND<5.0	--	
06/07/04	13.34	5.35	0.00	7.99	-0.33	ND<50	--	ND<0.3	ND<0.3	ND<0.3	ND<0.6	ND<1	--	
09/17/04	13.34	6.10	0.00	7.24	-0.75	--	--	--	--	--	--	--	--	Sampled Annually
12/11/04	13.34	5.53	0.00	7.81	0.57	--	--	--	--	--	--	--	--	Sampled Annually
03/11/05	13.34	4.96	0.00	8.38	0.57	--	ND<50	ND<0.50	ND<0.50	ND<0.50	ND<1.0	--	ND<0.50	
05/17/05	13.34	5.04	0.00	8.30	-0.08	--	ND<50	ND<0.50	ND<0.50	ND<0.50	ND<1.0	--	ND<0.50	
07/27/05	13.34	5.31	0.00	8.03	-0.27	--	ND<50	ND<0.50	ND<0.50	ND<0.50	ND<1.0	--	ND<0.50	
11/23/05	13.34	5.86	0.00	7.48	-0.55	--	ND<50	ND<0.50	ND<0.50	ND<0.50	ND<1.0	--	ND<0.50	
02/24/06	13.34	5.08	0.00	8.26	0.78	--	ND<50	ND<0.50	ND<0.50	ND<0.50	ND<1.0	--	ND<0.50	
05/30/06	13.34	5.01	0.00	8.33	0.07	--	ND<50	ND<0.50	ND<0.50	ND<0.50	ND<1.0	--	ND<0.50	
08/30/06	13.34	5.65	0.00	7.69	-0.64	--	ND<50	ND<0.50	ND<0.50	ND<0.50	ND<0.50	--	ND<0.50	
11/22/06	13.34	5.82	0.00	7.52	-0.17	--	ND<50	ND<0.50	ND<0.50	ND<0.50	ND<0.50	--	ND<0.50	
02/23/07	13.34	4.47	0.00	8.87	1.35	--	ND<50	ND<0.50	ND<0.50	ND<0.50	0.53	--	ND<0.50	
05/18/07	13.34	5.51	0.00	7.83	-1.04	--	ND<50	ND<0.50	ND<0.50	ND<0.50	ND<0.50	--	ND<0.50	
08/10/07	13.34	6.05	0.00	7.29	-0.54	--	ND<50	ND<0.50	ND<0.50	ND<0.50	ND<0.50	--	ND<0.50	
11/09/07	13.34	6.10	0.00	7.24	-0.05	--	ND<50	ND<0.50	ND<0.50	ND<0.50	ND<0.50	--	ND<0.50	
02/08/08	13.34	5.06	0.00	8.28	1.04	--	ND<50	ND<0.50	ND<0.50	ND<0.50	ND<1.0	--	ND<0.50	
MW-6 (Screen Interval in feet: 5-20)														
12/14/99	14.08	6.64	0.00	7.44	--	ND	--	ND	ND	ND	ND	11000	18000	
03/14/00	14.08	4.72	0.00	9.36	1.92	ND	--	ND	ND	ND	ND	19000	21000	

Table 2
HISTORIC FLUID LEVELS AND SELECTED ANALYTICAL RESULTS
March 1999 Through February 2008
Former 76 Station 0843

Date Sampled	TOC Elevation (feet)	Depth to Water (feet)	LPH Thickness (feet)	Ground-water Elevation (feet)	Change in Elevation (feet)	TPH-G (8015M) (µg/l)	TPH-G (GC/MS) (µg/l)	Benzene (µg/l)	Toluene (µg/l)	Ethyl-benzene (µg/l)	Total Xylenes (µg/l)	MTBE (8021B) (µg/l)	MTBE (8260B) (µg/l)	Comments
MW-6 continued														
05/31/00	14.08	5.28	0.00	8.80	-0.56	ND	--	ND	ND	ND	ND	13200	--	
08/29/00	14.08	5.39	0.00	8.69	-0.11	ND	--	ND	ND	ND	ND	270	400	
12/01/00	14.08	6.11	0.00	7.97	-0.72	ND	--	ND	ND	ND	ND	6330	3640	
03/17/01	14.08	6.02	0.00	8.06	0.09	18700	--	2950	989	1040	3000	10200	11500	
05/23/01	14.08	5.82	0.00	8.26	0.20	ND	--	ND	ND	ND	ND	4660	--	
09/24/01	14.08	6.59	0.00	7.49	-0.77	ND<50	--	ND<0.50	ND<0.50	ND<0.50	ND<0.50	160	190	
12/10/01	14.08	6.50	0.00	7.58	0.09	ND<50	--	ND<0.50	ND<0.50	ND<0.50	ND<0.50	3200	2400	
03/11/02	14.08	4.81	0.00	9.27	1.69	ND<50	--	ND<0.50	ND<0.50	ND<0.50	ND<0.50	92	120	
06/07/02	14.08	--	--	--	--	--	--	--	--	--	--	--	--	Inaccessible - paved over
09/03/02	14.08	--	--	--	--	--	--	--	--	--	--	--	--	Inaccessible - paved over
12/12/02	14.08	6.51	0.00	7.57	--	590	--	ND<0.50	ND<0.50	ND<0.50	ND<0.50	1500	6200	
03/13/03	14.08	5.20	0.00	8.88	1.31	1600	--	ND<5.0	ND<5.0	ND<5.0	ND<5.0	4900	4100	
D 03/13/03	14.08	5.20	0.00	8.88	1.31	--	--	--	--	--	--	--	5100	
06/12/03	14.08	5.38	0.00	8.70	-0.18	1600	--	ND<10	ND<10	ND<10	ND<10	5200	3700	
09/12/03	14.08	6.29	0.00	7.79	-0.91	--	ND<250	ND<2.5	ND<2.5	ND<2.5	ND<5.0	--	310	
12/31/03	14.08	5.38	0.00	8.70	0.91	3300	--	ND<25	ND<25	ND<25	ND<25	3800	--	
02/12/04	14.08	5.06	0.00	9.02	0.32	1100	--	ND<10	ND<10	ND<10	ND<10	1900	2800	
06/07/04	14.08	5.45	0.00	8.63	-0.39	2500	--	ND<3	ND<3	ND<3	ND<6	3200	2900	
09/17/04	14.08	6.20	0.00	7.88	-0.75	--	1300	ND<10	ND<10	ND<10	ND<20	--	2000	
12/11/04	14.08	5.60	0.00	8.48	0.60	--	1800	ND<10	ND<10	ND<10	ND<20	--	2700	
03/11/05	14.08	4.71	0.00	9.37	0.89	--	ND<1000	ND<10	ND<10	ND<10	ND<20	--	2500	
05/17/05	14.08	4.98	0.00	9.10	-0.27	--	ND<1000	ND<0.50	ND<0.50	ND<0.50	ND<1.0	--	2200	
07/27/05	14.08	5.48	0.00	8.60	-0.50	--	ND<1000	ND<0.50	ND<0.50	ND<0.50	ND<1.0	--	1100	
11/23/05	14.08	6.01	0.00	8.07	-0.53	--	590	ND<0.50	ND<0.50	ND<0.50	ND<1.0	--	1700	

Table 2
HISTORIC FLUID LEVELS AND SELECTED ANALYTICAL RESULTS
March 1999 Through February 2008
Former 76 Station 0843

Date Sampled	TOC Elevation (feet)	Depth to Water (feet)	LPH Thickness (feet)	Ground-water Elevation (feet)	Change in Elevation (feet)	TPH-G (8015M) (µg/l)	TPH-G (GC/MS) (µg/l)	Benzene (µg/l)	Toluene (µg/l)	Ethyl-benzene (µg/l)	Total Xylenes (µg/l)	MTBE (8021B) (µg/l)	MTBE (8260B) (µg/l)	Comments
MW-6 continued														
02/24/06	14.08	5.12	0.00	8.96	0.89	--	400	ND<0.50	ND<0.50	ND<0.50	ND<1.0	--	990	
05/30/06	14.08	5.04	0.00	9.04	0.08	--	ND<1200	ND<12	ND<12	ND<12	ND<25	--	560	
08/30/06	14.08	7.01	0.00	7.07	-1.97	--	930	ND<5.0	ND<5.0	ND<5.0	ND<5.0	--	820	
11/22/06	14.08	6.16	0.00	7.92	0.85	--	690	ND<5.0	ND<5.0	ND<5.0	ND<5.0	--	620	
02/23/07	14.08	5.44	0.00	8.64	0.72	--	190	ND<0.50	ND<0.50	ND<0.50	ND<0.50	--	410	
05/18/07	14.08	5.63	0.00	8.45	-0.19	--	390	ND<0.50	ND<0.50	ND<0.50	ND<0.50	--	620	
08/10/07	14.08	6.71	0.00	7.37	-1.08	--	390	ND<0.50	ND<0.50	ND<0.50	ND<0.50	--	660	
11/09/07	14.08	6.17	0.00	7.91	0.54	--	580	ND<0.50	ND<0.50	ND<0.50	ND<0.50	--	820	
02/08/08	14.08	5.20	0.00	8.88	0.97	--	360	ND<0.50	ND<0.50	ND<0.50	ND<1.0	--	570	

Table 2 a
ADDITIONAL HISTORIC ANALYTICAL RESULTS
Former 76 Station 0843

Date Sampled	TBA (µg/l)	Ethanol (8260B) (µg/l)	Ethylene- dibromide (EDB) (µg/l)	1,2-DCA (EDC) (µg/l)	DIPE (µg/l)	ETBE (µg/l)	TAME (µg/l)
MW-1							
09/02/99	ND	ND	--	--	ND	ND	ND
03/15/05	ND<5.0	ND<50	--	--	ND<0.50	ND<0.50	ND<0.50
02/24/06	62	ND<250	--	--	ND<0.50	ND<0.50	5.5
11/22/06	74	ND<250	--	--	ND<0.50	ND<0.50	0.51
02/23/07	ND<100	ND<2500	--	--	ND<5.0	ND<5.0	ND<5.0
05/18/07	ND<100	ND<2500	--	--	ND<5.0	ND<5.0	ND<5.0
08/10/07	ND<500	ND<12000	--	--	ND<25	ND<25	ND<25
11/09/07	ND<500	ND<12000	--	--	ND<25	ND<25	ND<25
02/08/08	ND<100	ND<2500	--	--	ND<5.0	ND<5.0	ND<5.0
MW-2							
09/02/99	ND	ND	--	--	ND	ND	ND
12/14/99	ND	ND	ND	ND	ND	ND	ND
03/14/00	1300	ND	ND	ND	ND	ND	ND
05/31/00	ND	ND	ND	ND	ND	ND	ND
08/29/00	250	ND	ND	ND	ND	ND	ND
12/01/00	ND	ND	ND	ND	ND	ND	ND
03/17/01	ND	ND	ND	ND	14.8	ND	ND
05/23/01	ND	ND	ND	ND	ND	ND	ND
09/24/01	ND<5000	ND<5000000	ND<100	ND<100	ND<100	ND<100	ND<100
12/10/01	ND<500	ND<12000000	ND<25	ND<25	ND<25	ND<25	ND<25
03/11/02	ND<1000	ND<5000000	ND<20	ND<20	ND<20	ND<20	ND<20
06/07/02	ND<1000	ND<2000000	ND<25	ND<25	ND<25	ND<25	ND<25
09/03/02	ND<1000	ND<5000000	ND<20	ND<20	ND<20	ND<20	ND<20
MW-2a							
12/12/02	ND<100	ND<500000	ND<2.0	2.3	ND<2.0	ND<2.0	ND<2.0

Table 2 a
ADDITIONAL HISTORIC ANALYTICAL RESULTS
Former 76 Station 0843

Date Sampled	TBA	Ethanol (8260B)	Ethylene-dibromide (EDB)	1,2-DCA (EDC)	DIPE	ETBE	TAME
	(µg/l)	(µg/l)	(µg/l)	(µg/l)	(µg/l)	(µg/l)	(µg/l)
MW-2a continued							
03/13/03	ND<100	ND<500000	ND<2.0	ND<2.0	ND<2.0	ND<2.0	ND<2.0
06/12/03	ND<100	ND<500000	ND<2.0	ND<2.0	ND<2.0	ND<2.0	ND<2.0
09/12/03	ND<100	ND<500	ND<2.0	ND<2.0	ND<2.0	ND<2.0	ND<2.0
12/31/03	ND<100	ND<500	ND<2.0	ND<2.0	ND<2.0	ND<2.0	ND<2.0
02/12/04	ND<100	ND<500	ND<2.0	ND<2.0	ND<2.0	ND<2.0	ND<2.0
06/07/04	ND<12	ND<800	ND<0.5	ND<0.5	ND<1	ND<1	ND<1
09/17/04	6.7	ND<50	--	--	ND<1.0	ND<0.50	ND<0.50
12/11/04	ND<5.0	ND<50	--	--	ND<1.0	ND<0.50	ND<0.50
03/15/05	ND<5.0	ND<50	--	--	ND<0.50	ND<0.50	ND<0.50
05/17/05	ND<5.0	ND<50	--	--	ND<0.50	ND<0.50	ND<0.50
07/27/05	ND<5.0	ND<50	--	--	ND<0.50	ND<0.50	ND<0.50
11/23/05	ND<10	ND<250	--	--	ND<0.50	ND<0.50	ND<0.50
02/24/06	ND<10	ND<250	--	--	ND<0.50	ND<0.50	ND<0.50
05/30/06	ND<10	ND<250	--	--	ND<0.50	ND<0.50	ND<0.50
08/30/06	ND<10	ND<250	--	--	ND<0.50	ND<0.50	ND<0.50
11/22/06	ND<10	ND<250	--	--	ND<0.50	ND<0.50	ND<0.50
02/23/07	ND<10	ND<250	--	--	ND<0.50	ND<0.50	ND<0.50
05/18/07	ND<10	ND<250	--	--	ND<0.50	ND<0.50	ND<0.50
08/10/07	ND<10	ND<250	--	--	ND<0.50	ND<0.50	ND<0.50
11/09/07	ND<10	ND<250	--	--	ND<0.50	ND<0.50	ND<0.50
02/08/08	ND<10	ND<250	--	--	ND<0.50	ND<0.50	ND<0.50
MW-3							
09/02/99	ND	ND	--	--	ND	ND	ND
03/11/05	ND<5.0	ND<50	--	--	ND<0.50	ND<0.50	ND<0.50
05/17/05	ND<5.0	ND<50	--	--	ND<0.50	ND<0.50	ND<0.50
07/27/05	ND<5.0	ND<50	--	--	ND<0.50	ND<0.50	ND<0.50

Table 2 a
ADDITIONAL HISTORIC ANALYTICAL RESULTS
Former 76 Station 0843

Date Sampled	TBA	Ethanol (8260B)	Ethylene-dibromide (EDB)	1,2-DCA (EDC)	DIPE	ETBE	TAME
	(µg/l)	(µg/l)	(µg/l)	(µg/l)	(µg/l)	(µg/l)	(µg/l)
MW-3 continued							
11/23/05	ND<10	ND<250	--	--	ND<0.50	ND<0.50	ND<0.50
02/24/06	ND<10	ND<250	--	--	ND<0.50	ND<0.50	ND<0.50
05/30/06	ND<10	ND<250	--	--	ND<0.50	ND<0.50	ND<0.50
08/30/06	ND<10	ND<250	--	--	ND<0.50	ND<0.50	ND<0.50
11/22/06	ND<10	ND<250	--	--	ND<0.50	ND<0.50	ND<0.50
02/23/07	ND<10	ND<250	--	--	ND<0.50	ND<0.50	ND<0.50
05/18/07	ND<10	ND<250	--	--	ND<0.50	ND<0.50	ND<0.50
08/10/07	ND<10	ND<250	--	--	ND<0.50	ND<0.50	ND<0.50
11/09/07	ND<10	ND<250	--	--	ND<0.50	ND<0.50	ND<0.50
02/08/08	ND<10	ND<250	--	--	ND<0.50	ND<0.50	ND<0.50
MW-4							
09/02/99	ND	ND	--	--	ND	ND	ND
12/10/01	ND<290	ND<7100000	ND<14	ND<14	ND<14	ND<14	ND<14
12/12/02	ND<100	ND<500000	ND<2.0	ND<2.0	ND<2.0	ND<2.0	ND<2.0
09/12/03	--	ND<500	--	--	--	--	--
09/17/04	ND<5.0	ND<50	--	--	ND<1.0	ND<0.50	ND<0.50
12/11/04	ND<25	ND<250	--	--	ND<5.0	ND<2.5	ND<2.5
03/11/05	ND<5.0	ND<50	--	--	ND<0.50	ND<0.50	ND<0.50
05/17/05	ND<5.0	ND<50	--	--	ND<0.50	ND<0.50	ND<0.50
07/27/05	ND<5.0	ND<50	--	--	ND<0.50	ND<0.50	ND<0.50
11/23/05	ND<10	ND<250	--	--	ND<0.50	ND<0.50	ND<0.50
02/24/06	ND<10	ND<250	--	--	ND<0.50	ND<0.50	ND<0.50
05/30/06	ND<10	ND<250	--	--	ND<0.50	ND<0.50	ND<0.50
08/30/06	ND<10	ND<250	--	--	ND<0.50	ND<0.50	ND<0.50
11/22/06	ND<10	ND<250	--	--	ND<0.50	ND<0.50	ND<0.50
02/23/07	ND<10	ND<250	--	--	ND<0.50	ND<0.50	ND<0.50

Table 2 a
ADDITIONAL HISTORIC ANALYTICAL RESULTS
Former 76 Station 0843

Date Sampled	TBA	Ethanol (8260B)	Ethylene-dibromide (EDB)	1,2-DCA (EDC)	DIPE	ETBE	TAME
	(µg/l)	(µg/l)	(µg/l)	(µg/l)	(µg/l)	(µg/l)	(µg/l)
MW-4 continued							
05/18/07	ND<10	ND<250	--	--	ND<0.50	ND<0.50	ND<0.50
08/10/07	ND<10	ND<250	--	--	ND<0.50	ND<0.50	ND<0.50
11/09/07	ND<10	ND<250	--	--	ND<0.50	ND<0.50	ND<0.50
02/08/08	ND<10	290	--	--	ND<0.50	ND<0.50	ND<0.50
MW-5							
09/12/03	--	ND<500	--	--	--	--	--
03/11/05	ND<5.0	ND<50	--	--	ND<0.50	ND<0.50	ND<0.50
05/17/05	ND<5.0	ND<50	--	--	ND<0.50	ND<0.50	ND<0.50
07/27/05	ND<5.0	ND<50	--	--	ND<0.50	ND<0.50	ND<0.50
11/23/05	ND<10	ND<250	--	--	ND<0.50	ND<0.50	ND<0.50
02/24/06	59	ND<250	--	--	ND<0.50	ND<0.50	ND<0.50
05/30/06	ND<10	ND<250	--	--	ND<0.50	ND<0.50	ND<0.50
08/30/06	ND<10	ND<250	--	--	ND<0.50	ND<0.50	ND<0.50
11/22/06	ND<10	ND<250	--	--	ND<0.50	ND<0.50	ND<0.50
02/23/07	ND<10	ND<250	--	--	ND<0.50	ND<0.50	ND<0.50
05/18/07	ND<10	ND<250	--	--	ND<0.50	ND<0.50	ND<0.50
08/10/07	ND<10	ND<250	--	--	ND<0.50	ND<0.50	ND<0.50
11/09/07	ND<10	ND<250	--	--	ND<0.50	ND<0.50	ND<0.50
02/08/08	ND<10	ND<250	--	--	ND<0.50	ND<0.50	ND<0.50
MW-6							
03/17/01	ND	ND	ND	219	ND	ND	ND
09/24/01	ND<100	ND<1000000	ND<2.0	ND<2.0	ND<2.0	ND<2.0	ND<2.0
12/10/01	ND<500	ND<12000000	ND<25	ND<25	ND<25	ND<25	ND<25
03/11/02	ND<100	ND<500000	ND<2.0	ND<2.0	ND<2.0	ND<2.0	ND<2.0
12/12/02	ND<10000	ND<50000000	ND<200	ND<200	ND<200	ND<200	ND<200
03/13/03	ND<5000	ND<25000000	ND<100	ND<100	ND<100	ND<100	ND<100

Table 2 a
ADDITIONAL HISTORIC ANALYTICAL RESULTS
Former 76 Station 0843

Date Sampled	TBA	Ethanol (8260B)	Ethylene-dibromide (EDB)	1,2-DCA (EDC)	DIPE	ETBE	TAME
	(µg/l)	(µg/l)	(µg/l)	(µg/l)	(µg/l)	(µg/l)	(µg/l)
MW-6 continued							
06/12/03	ND<2000	ND<10000000	ND<40	ND<40	ND<40	ND<40	ND<40
09/12/03	--	ND<2500	--	--	--	--	--
02/12/04	ND<2000	ND<10000	ND<40	ND<40	ND<40	ND<40	ND<40
06/07/04	ND<200	ND<8000	ND<5	ND<5	ND<10	ND<10	ND<10
09/17/04	ND<100	ND<1000	--	--	ND<20	ND<10	ND<10
12/11/04	ND<100	ND<1000	--	--	ND<20	ND<10	ND<10
03/11/05	ND<100	ND<1000	--	--	ND<10	ND<10	ND<10
05/17/05	ND<100	ND<1000	--	--	ND<10	ND<10	ND<10
07/27/05	ND<100	ND<1000	--	--	ND<10	ND<10	ND<10
11/23/05	ND<10	ND<250	--	--	ND<0.50	ND<0.50	1.0
02/24/06	ND<10	ND<250	--	--	ND<0.50	ND<0.50	0.68
05/30/06	ND<250	ND<6200	--	--	ND<12	ND<12	ND<12
08/30/06	ND<100	ND<2500	--	--	ND<5.0	ND<5.0	ND<5.0
11/22/06	ND<100	ND<2500	--	--	ND<5.0	ND<5.0	ND<5.0
02/23/07	ND<10	ND<250	--	--	ND<0.50	ND<0.50	ND<0.50
05/18/07	ND<10	ND<250	--	--	ND<0.50	ND<0.50	ND<0.50
08/10/07	ND<10	ND<250	--	--	ND<0.50	ND<0.50	ND<0.50
11/09/07	ND<10	ND<250	--	--	ND<0.50	ND<0.50	0.52
02/08/08	ND<10	ND<250	--	--	ND<0.50	ND<0.50	ND<0.50