



RECEIVED
By lopprojectop at 9:46 am, Apr 10, 2006

Solving environment-related business problems worldwide

www.deltaenv.com

175 Bernal Road • Suite 200
San Jose, California 95119 USA

800.477.7411
Fax 408.225.8506

April 3, 2006
Project No. SJ89-99S-1.2006

Ms. Jerry Wickham
Alameda County Health Care Services Agency
Environmental Health Services – Environmental Protection
1131 Harbor Bay Parkway, Suite 250
Alameda, California 94502-6577

Re: **Progress Report**
Shell-branded Service Station
8999 San Ramon Road
Dublin, California

Dear Mr. Wickham:

Delta Environmental Consultants, Inc. (Delta), on behalf of Shell Oil Products US (Shell), has prepared a site assessment and remediation testing progress report. A site map is included as Figure 1.

BACKGROUND

The following is a summary of correspondence and activities regarding site assessment and remediation testing.

Date	Activity
9/27/05	Delta submits work plan for additional on-site assessment and to perform off-site downgradient assessment.
10/4/05	ACEHS approves Delta work plan. Updated eSCM to be submitted by 2/28/06.
1/12/06	Email from Lee Dooley of Delta to Jerry Wickham of ACEHS requesting extension of updated eSCM to 4/3/06 due to delays in obtaining off-site access agreement.

Date	Activity
1/12/06	Email from Jerry Wickham to Lee Dooley approving eSCM submittal date of 4/3/06.
2/8/06	Email from Lee Dooley to Jerry Wickham requesting help in obtaining off-site access agreement.
2/8/06	Email from Jerry Wickham to Lee Dooley agreeing to write letter to off-site property owner.
2/10/06	Letter sent from Jerry Wickham to property owner Rick Corbett requesting an access agreement by 3/10/06.
2/17/06	Blaine submits IQ06 groundwater monitoring report to Delta. TBA detected in Well MW-1 at 115,000 ug/l.
2/21/06	Delta installs on site well MW-6.
2/22/06	Delta completes on-site boring CPT-2.
3/10/06	Delta leaves voice message with Rick Corbett requesting an update on access agreement. No response.
3/29-30/06	Delta performs groundwater extraction test using on-site Well MW-1. The test was performed using standard GWE techniques and also with a vacuum applied to the well.
4/3/06	No response to date from Rick Corbett regarding off-site access agreement.

PRELIMINARY RESULTS

The following is a summary of preliminary results from site activities:

- Well MW-6 encountered clay with sand to its total depth of 30 feet below grade (bg). Well MW-6 was screened from 20 to 30 feet bg. Existing wells with only five feet of screen were dry in the fourth quarter 2005.
- Well MW-6 was developed on February 28, 2006 and sampled on March 3, 2006. The groundwater sample was analyzed for total purgeable petroleum hydrocarbons as gasoline (TPH-G); benzene, toluene, ethylbenzene, and total xylenes (BTEX compounds); and the fuel oxygenates methyl tert butyl ether (MTBE), di-isopropyl ether (DIPE), ethyl tert butyl ether (ETBE), tert-amyl methyl ether (TAME), and tertiary butyl alcohol (TBA) using EPA Method 8260B, and total extractable petroleum hydrocarbons as diesel (TPH-D) using EPA Method 8015B.

- MTBE was detected in the initial groundwater sample from Well MW-6 at a concentration of 4.93 ug/l. No other analytes were detected in the groundwater sample from Well MW-6.
- CPT-2 encountered primarily clay and silty clay to its total depth of 75.3 feet at which penetration refusal was encountered. Groundwater samples were collected at depths of approximately 57, 69, and 75 feet bg.
- Groundwater samples from CPT-2 were analyzed for total purgeable petroleum hydrocarbons as gasoline (TPH-G); benzene, toluene, ethylbenzene, and total xylenes (BTEX compounds); and the fuel oxygenates methyl tert butyl ether (MTBE), and tertiary butyl alcohol (TBA) using EPA Method 8260B. MTBE was detected in all three samples (240 ug/l in 57 foot sample, 0.56 ug/l in the 69 foot sample and 0.85 ug/l in the 75 foot sample). Benzene was detected in the 57 and 69 foot samples at concentrations of 0.80 ug/l and 0.57 ug/l, respectively. TPH-G and TBA were also detected in the 57 foot sample at concentrations of 170 ug/l and 26 ug/l, respectively. No other analytes were detected in groundwater samples collected from CPT-2.
- Delta has estimated a sustained pumping rate of approximately 0.2 gallons per minute (gpm) from Well MW-1. The pumping rate under vacuum was estimated at approximately the same rate of 0.2 gpm.

Delta, on behalf of Shell, will continue to issue progress reports at the end of each month. Delta is prepared to schedule the remaining on- and off-site work as soon as an off-site access agreement is in place.

REMARKS

The information and recommendations contained in this report represent Delta's professional opinions based upon the currently available information and are arrived at in accordance with currently acceptable professional standards. This report is based upon a specific scope of work requested by the client. The Contract between Delta and its client outlines the scope of work, and only those tasks specifically authorized by that contract or outlined in this report were performed. This report is intended only for the use of Delta's Client and anyone else specifically listed on this report. Delta will not and cannot be liable for unauthorized reliance by any other third party. Other than as contained in this paragraph, Delta makes no express or implied warranty as to the contents of this report.


Please call if you have any questions regarding the contents of this letter.

Sincerely,

Delta Environmental Consultants, Inc.

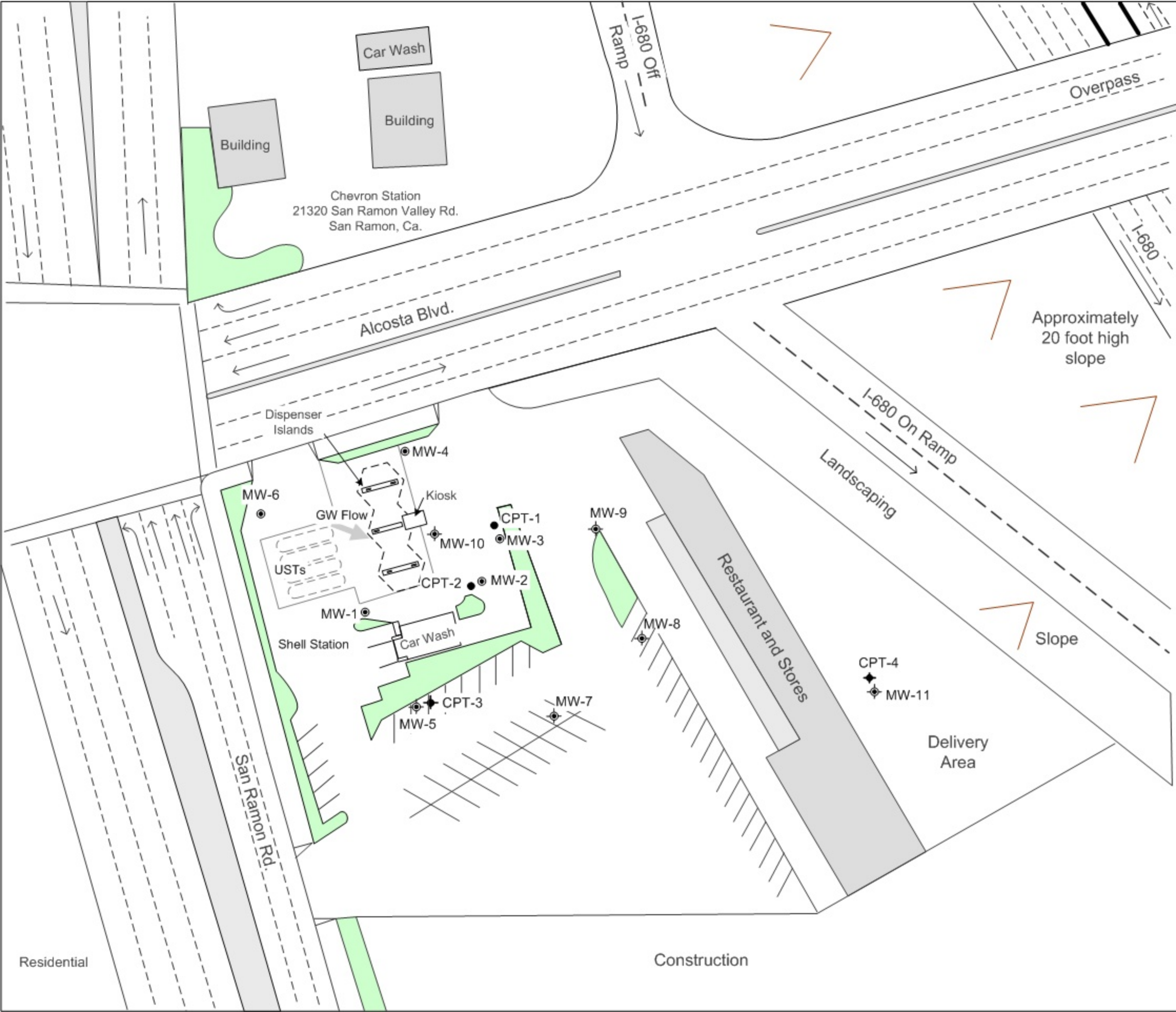


R. Lee Dooley
Senior Hydrogeologist
CHG 0183



Attachment: Figure 1 – Site Map

cc: Denis Brown, Shell Oil Products US, Carson
C and J Cox Corporation, 4431 Stoneridge Drive, Pleasanton, CA 94588
Colleen Wincy, QIC 80201, Zone 7 Water Agency, Livermore
Danielle Stefani, Livermore-Pleasanton Fire Department, Pleasanton



- LEGEND**
- ⊕ **PROPOSED SHALLOW GROUNDWATER MONITORING WELL**
 - ◆ **PROPOSED CPT SAMPLING LOCATION**
 - **GROUNDWATER MONITORING WELL**
 - **CPT SAMPLING LOCATION**

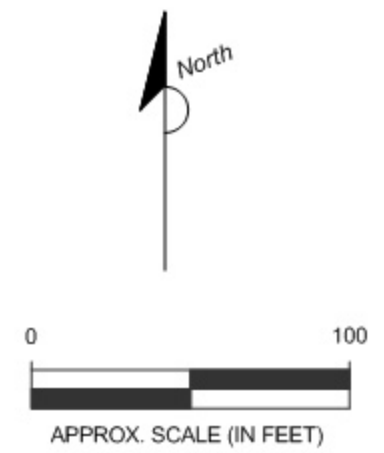


FIGURE 1
EXTENDED SITE MAP
SHELL-BRANDED SERVICE STATION
8999 San Ramon Road
Dublin, California

PROJECT NO. SJ89-99S-1.2005	DRAWN BY JL 08/29/05
FILE NO. SJ89-99S-1.2005	PREPARED BY JL
REVISION NO. 2	REVIEWED BY

Delta
Environmental Consultants, Inc.