



October 27, 1993
Project OF88-001.15

Mr. Gordon Taylor
Senior Project Engineer
Westinghouse Electric Corporation
Gateway Center
Pittsburgh, Pennsylvania 15222

Re: Soil sampling and analysis, building 42, Emeryville facility

Dear Mr. Taylor:

EMCON Associates (EMCON) is pleased to submit this soil characterization report for a soils investigation beneath the building 42 slab at the Westinghouse Electric Corporation facility in Emeryville, California.

The investigation showed that polychlorinated biphenyls were detected in 8 of 16 soil samples collected under building 42. Total petroleum hydrocarbons as diesel or hydraulic oil above 100 parts per million were detected in only 2 of the 16 samples. Volatile organic compounds (chlorobenzene and dichlorobenzenes) were detected in three of the 16 samples. No benzene, toluene, ethylbenzene, and xylene compounds were detected in any of the 16 soil samples.

If you have questions, please call.

Sincerely,

EMCON Associates

Mark Smolley
Project Manager

Attachment: Soil Characterization Report



ALCO
HAZMAT

94 SEP 21 PM 1:14

**SOIL CHARACTERIZATION
Building 42
Westinghouse Emeryville Facility**

Prepared for
Westinghouse Electric Corporation
September 1993

Prepared by
EMCON Associates
1921 Ringwood Avenue
San Jose, California 95131-1721

Project OF88-001.15

CONTENTS

TABLES AND ILLUSTRATIONS	iii
1 INTRODUCTION	1-1
1.1 Background	1-1
1.2 Objective	1-1
2 SITE CHARACTERIZATION	2-1
2.1 Soil Sampling Rationale	2-1
2.2 Soil Boring Procedures	2-1
2.3 Analytical Methods - Soil Samples	2-2
2.4 Field Observations	2-2
3 ANALYTICAL RESULTS	3-1
3.1 PCBs	3-1
3.2 Petroleum Hydrocarbons	3-1
3.3 VOCs	3-2
3.4 TPH as Gasoline and BTEX	3-2
3.5 Summary of Soil Analyses	3-2
APPENDIX A CERTIFIED ANALYTICAL REPORTS AND CHAIN-OF-CUSTODY DOCUMENTATION	
APPENDIX B EVALUATION OF LABORATORY QUALITY CONTROL RESULTS	

TABLES AND ILLUSTRATIONS

Tables

- 1 Soil Analytical Results

Figures

- 1 Site Location
- 2 Polychlorinated Biphenyl (PCB) Concentrations
- 3 Total Petroleum Hydrocarbon Concentrations
- 4 Volatile Organic Compounds Concentrations

1 INTRODUCTION

This report discusses the results of a soil sampling event conducted by EMCON Associates (EMCON) at the Westinghouse Electric Corporation (Westinghouse) facility at 5840 Landregen Street, Emeryville, California (the Facility) (Figure 1). Soil samples were collected at 8 locations beneath building 42 according to the investigation approach described in the *Sampling and Analysis Plan* (EMCON, September 8, 1993).

1.1 Background

Westinghouse formerly operated an apparatus service plant at the Facility. In the early days of its operation, some transformers and other electrical apparatus were manufactured at the Facility. Facility operations historically included regional and district administration, engineering services, warehousing, and repair of transformers and other electrical apparatus. Westinghouse ceased using the Facility for on-site repair of electrical apparatus in 1982 and ceased using the Facility entirely in 1992.

Some of the manufacture, repair, and service activities at the Facility involved handling, storing, and using dielectric fluids, some of which contained polychlorinated biphenyls (PCBs). In addition, previous environmental investigations identified the presence of volatile organic compounds (VOCs) and petroleum hydrocarbons (gasoline and diesel).

1.2 Objective

The primary objective of the soil sampling was to determine whether the soils beneath building 42 may have been impacted by chemicals used during the manufacturing and repair operations at the site. The soil samples were analyzed for PCBs; halogenated VOCs; high-boiling-point hydrocarbons (HBHCs), which include total petroleum hydrocarbons (TPH) as diesel and hydraulic oil; TPH as gasoline; and benzene, toluene, ethylbenzene, and xylenes (BTEX).

A previous soil investigation was conducted in buildings 24 and 37 in June 1993. Forty-five soil samples were collected from twenty-three locations. The samples were analyzed for the same constituents listed above for building 42. The results are reported in the *Soil Characterization Report* (EMCON, August 30, 1993).

2 SITE CHARACTERIZATION

This section describes the rationale for soil sampling, the methods and procedures used during drilling and sampling activities, and the analytical methods used to test the soil samples. This section also presents the observations made during the field investigation.

2.1 Soil Sampling Rationale

Two samples were collected and analyzed at each boring location to evaluate the vertical extent of any impact on the unsaturated soils. Eight soil borings (SB-25 through SB-32) were drilled and sampled beneath the concrete floor of building 42. Two samples were collected from each boring at depths of 1.5 to 2.0 feet and 3.5 feet to 4.0 feet, as measured from the base of the concrete pad.

2.2 Soil Boring Procedures

Before drilling began, a concrete cutting service was contracted to core the concrete at each boring location. The borings were drilled using hand-augers and samples were collected using push-drive samplers. The hand-auger and push-drive samples were steam-cleaned or washed with phosphate-free detergent and rinsed before each use.

The augers were used to drill down to the top of the first sampling zone then removed from the boring. The push-drive sampler, fitted with a stainless-steel ring, was inserted into the boring and a sample collected by driving the sampler into the undisturbed soil (from 1.5 to 2.0 feet). After the sampler was removed from the boring, the ring was removed and its ends covered with Teflon[®] tape and plastic end-caps. The sample was then labeled, placed inside a plastic zip-lock bag, and stored in a cooler containing ice. Hand-augering was continued down to the top of the second sampling zone (3.5 feet) and a second sample was collected (from 3.5 to 4.0 feet).

The samples were delivered to Columbia Analytical Services (CAS), a state-certified laboratory, along with appropriate chain-of-custody forms to document possession and transfer of samples.

2.3 Analytical Methods - Soil Samples

All the samples were analyzed for PCBs (by U.S. Environmental Protection Agency [EPA] method 8080), VOCs (by EPA method 8010), HBHCs (including TPH as diesel and hydraulic oil) and TPH as gasoline (by the Leaking Underground Fuel Tank [LUFT] method), and BTEX (by EPA method 8020). The certified analytical reports are presented in Appendix A.

2.4 Field Observations

The field investigation generally indicates that the Westinghouse Emeryville site lies upon a fill layer between 1 and 4 feet thick, consisting of silty gravel. This fill layer overlies Bay Mud deposits, which consist of silt, clay, and clayey sand. Groundwater was not encountered in any of the eight borings drilled in building 42.

3 ANALYTICAL RESULTS

This section discusses the analytical results for the soil samples collected. Table 1 summarizes all the analytical results. Figure 2 presents the PCB concentrations, Figure 3 the TPH concentrations, and Figure 4 the VOC concentrations for each sample collected. Table 1 and Figures 2, 3, and 4 also present the results from borings SB-1 through SB-24, which were collected beneath buildings 24 and 37. These results are discussed in the soil characterization report (EMCON, August 30, 1993). The certified analytical reports for the most recent investigation are presented in Appendix A, and the laboratory quality control results are evaluated in Appendix B.

Figures 2, 3, and 4 also present analyses from borings EB-1 and EB-2, which were drilled in January 1992 as part of a geotechnical engineering evaluation. These results were reported in *Geotechnical and Environmental Assessment for New Wall Construction* (Hart Crowser, Inc., February 27, 1993).

3.1 PCBs

Beneath the building 42 slab, eight samples had detectable concentrations of PCBs. Seven soil samples contained PCBs between 0.1 and 2.2 parts per million (ppm). Sample SB-26 at 3.5 feet contained 46 ppm PCBs. All other samples (8 total) did not contain PCBs above the analytical method reporting limit of 0.1 ppm.

3.2 Petroleum Hydrocarbons

Although TPH as hydraulic oil or diesel were detected in 7 of the 16 soil samples, concentrations in only 2 samples exceeded 100 ppm. Sample SB-26 at 3.5 feet contained 1,100 ppm TPH as hydraulic oil and sample SB-27 at 1.5 feet contained 4,100 ppm TPH as hydraulic oil. The remaining 5 samples that contained TPH as hydraulic oil had concentrations between 29 and 84 ppm.

3.3 VOCs

VOCs were detected in 3 of the 16 samples. Samples SB-26 at 3.5 feet, and SB-29 at 1.5 and at 3.5 feet contained chlorobenzene at concentrations between 0.61 and 1.8 ppm. Sample SB-26 at 3.5 feet also contained dichlorobenzenes (DCB) (1,2-DCB, 1,3-DCB, and 1,4-DCB) at concentrations between 0.4 and 15 ppm.

3.4 TPH as Gasoline and BTEX

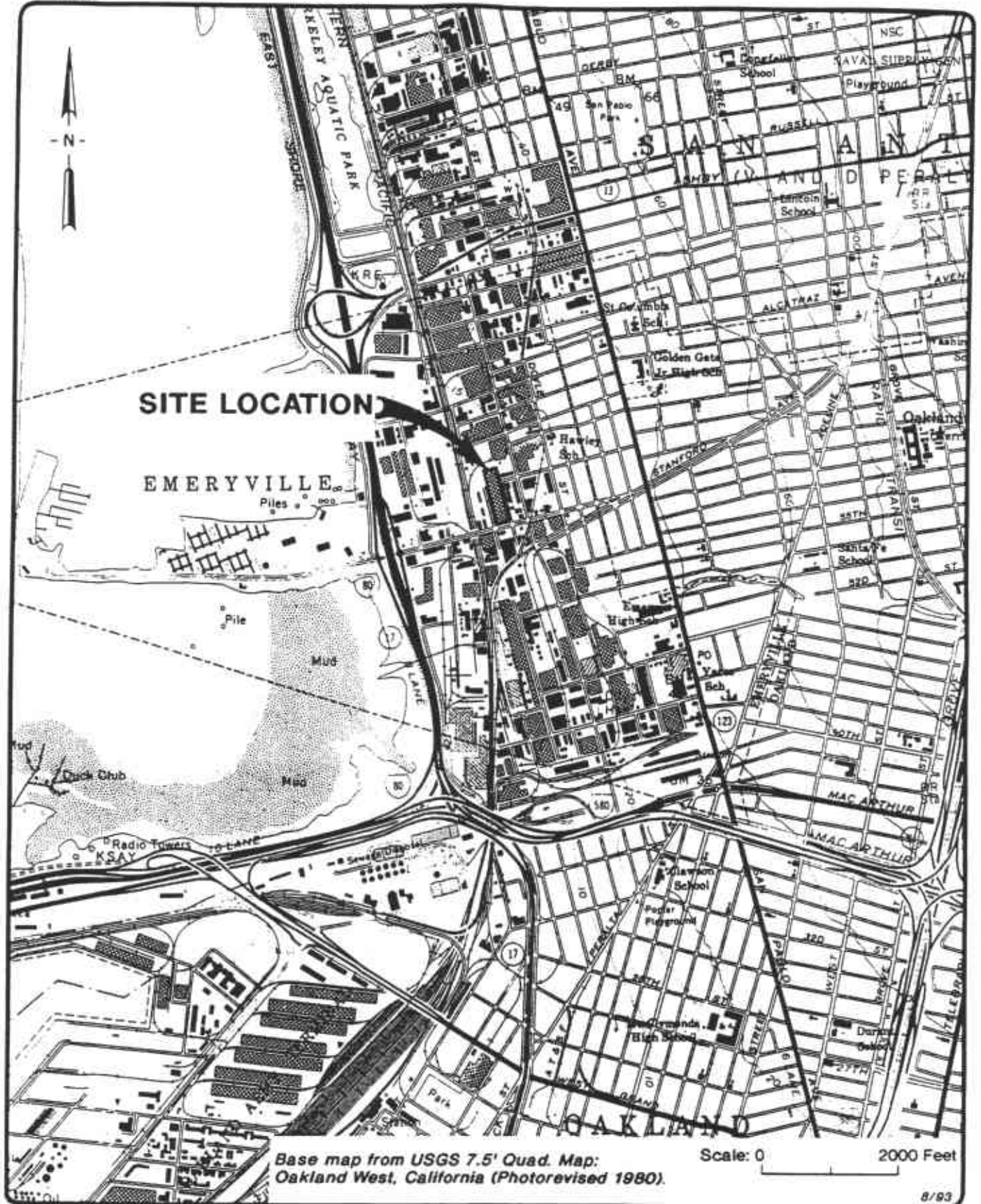
TPH as gasoline was detected in one sample, SB-26 at 3.5 feet, at 36 ppm. No TPH as gasoline or BTEX were detected in any of the other 15 samples collected beneath the building 42 slab.

3.5 Summary of Soil Analyses

PCBs were detected in 8 of the 16 soil samples collected under building 42, with the highest concentration being 46 ppm. The other samples that contained PCBs were all less than 3 ppm.

The highest TPH concentration (as hydraulic oil) was 4,100 ppm in SB-27 at 1.5 feet. One other sample contained TPH (as hydraulic oil) above 100 ppm. Five soil samples contained TPH between 29 and 84 ppm.

VOCs (chlorobenzene or dichlorobenzenes) were detected in three of the samples, and TPH as gasoline was detected in one sample. No TPH as gasoline, or BTEX were detected in any of the remaining 15 soil samples.



EMCON
Associates

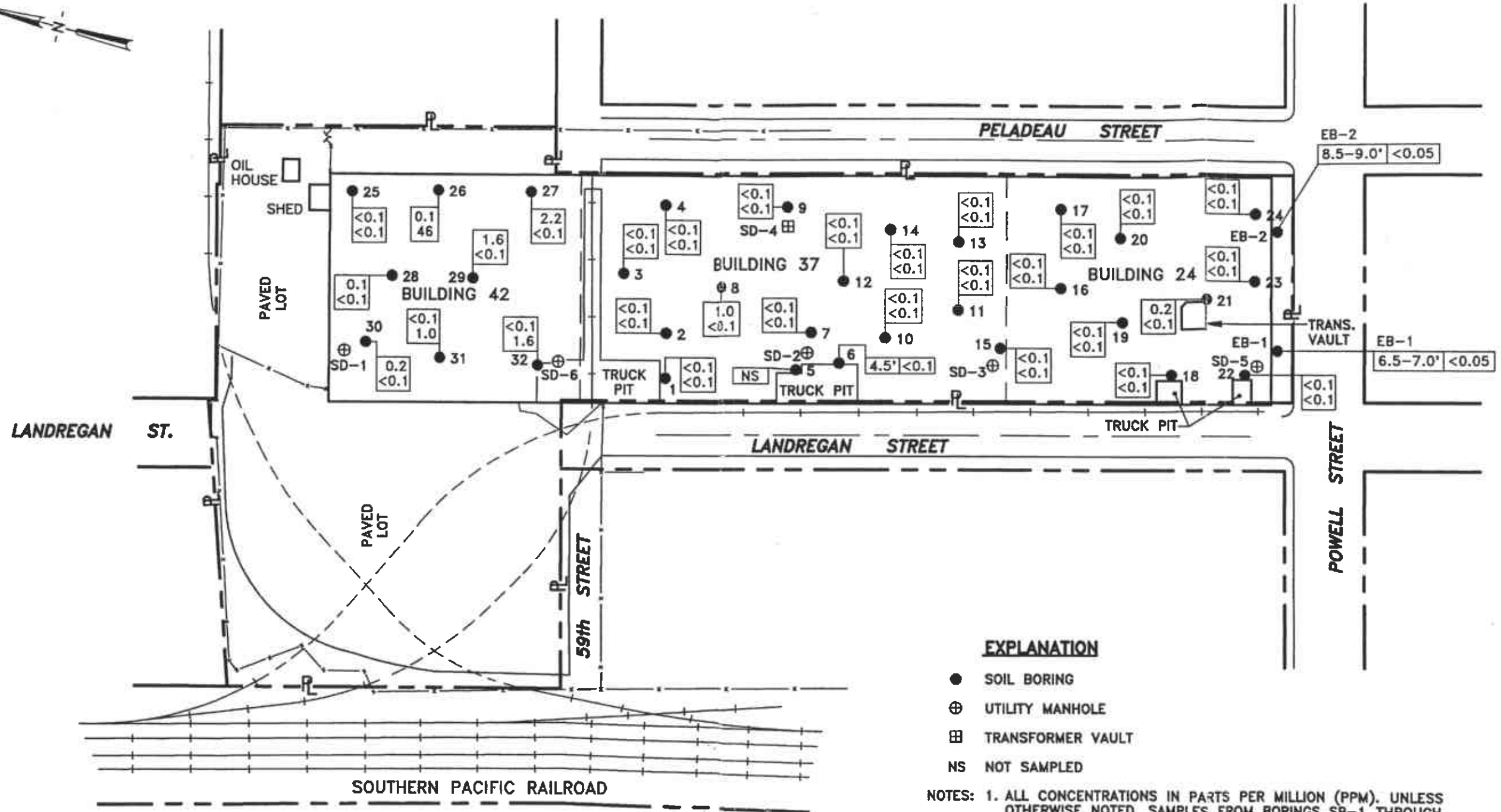
WESTINGHOUSE ELECTRIC CORPORATION
SOIL SAMPLING
EMERYVILLE, CALIFORNIA

SITE LOCATION

FIGURE

1

PROJECT NO.
F88-01.14



EXPLANATION

- SOIL BORING
- ⊕ UTILITY MANHOLE
- ⊞ TRANSFORMER VAULT
- NS NOT SAMPLED

- NOTES: 1. ALL CONCENTRATIONS IN PARTS PER MILLION (PPM). UNLESS OTHERWISE NOTED, SAMPLES FROM BORINGS SB-1 THROUGH SB-24 WERE COLLECTED AT DEPTHS OF 1.5 AND 3 FEET. SAMPLES FROM BORINGS SB-25 THROUGH SB-32 WERE COLLECTED AT DEPTHS OF 1.5 AND 3.5 FEET.
2. BORINGS EB-1 AND EB-2 WERE COMPLETED AS PART OF A GEOTECHNICAL INVESTIGATION IN JANUARY 1992.



EMCON
Associates

SCALE: 0 100 200 FEET

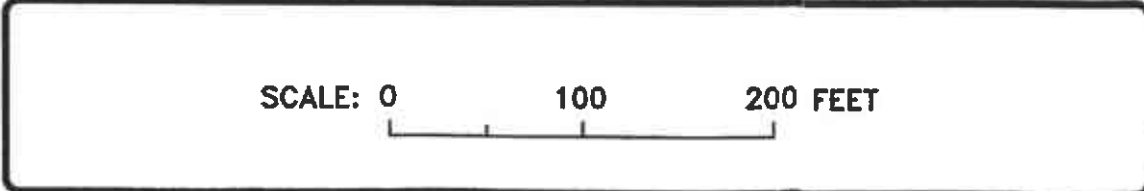
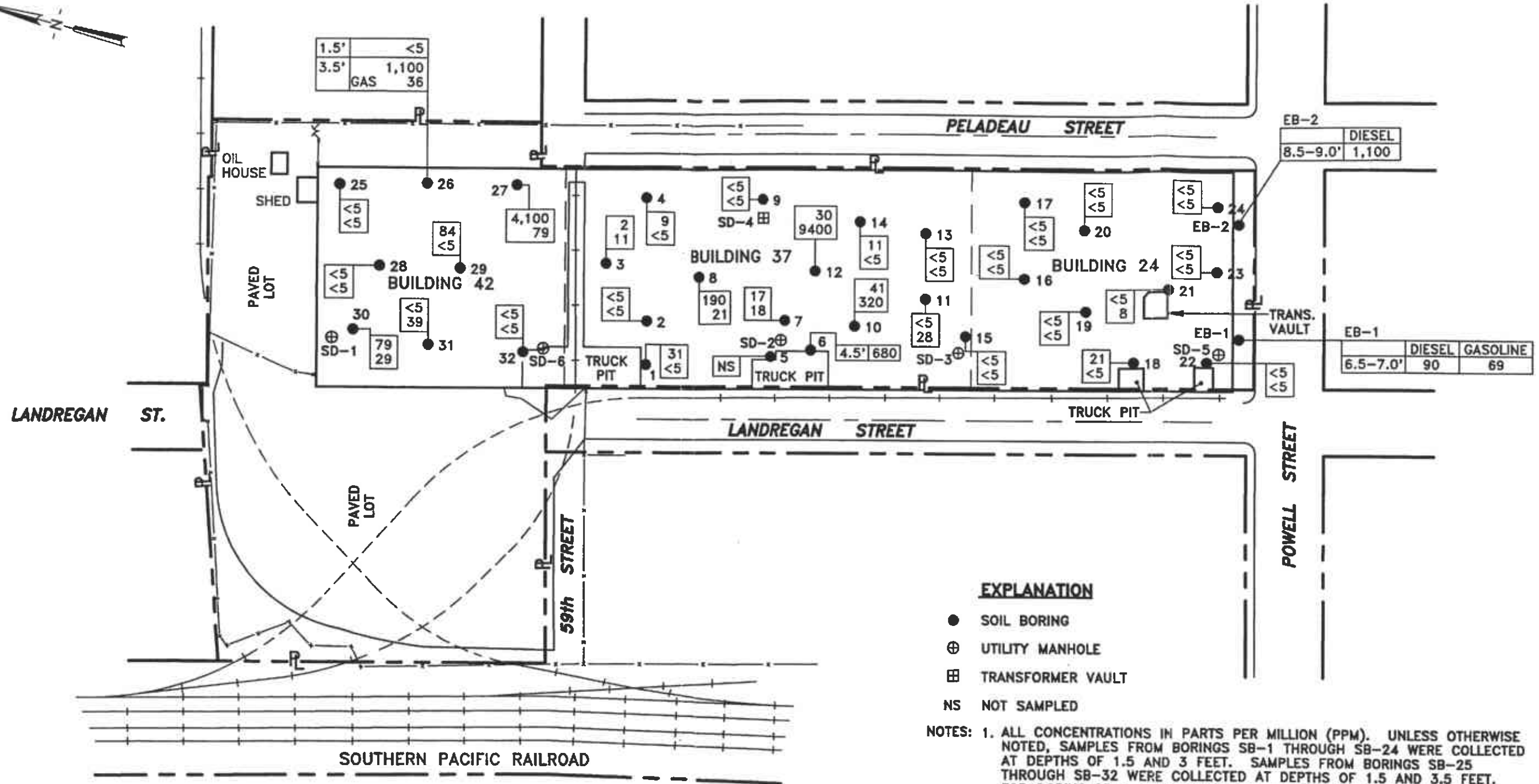
WESTINGHOUSE ELECTRIC CORPORATION
SOIL SAMPLING
EMERYVILLE, CALIFORNIA

POLYCHLORINATED BIPHENYLS (PCBs) CONCENTRATIONS

FIGURE NO.

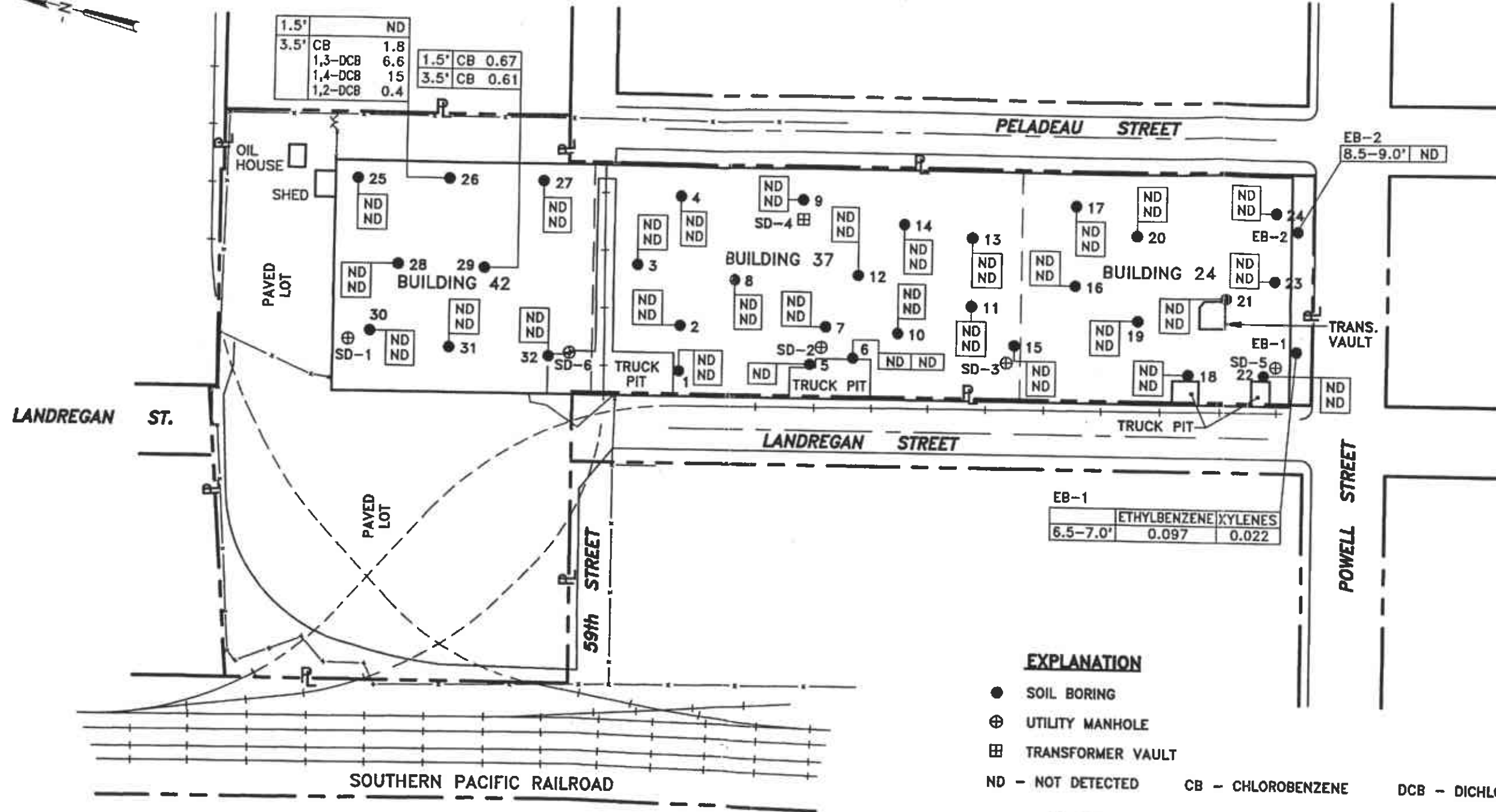
2

PROJECT NO.
F88-01.15



WESTINGHOUSE ELECTRIC CORPORATION
 SOIL SAMPLING
 EMERYVILLE, CALIFORNIA
 TOTAL PETROLEUM HYDROCARBON CONCENTRATIONS

FIGURE NO.
3
 PROJECT NO.
 FB8-01.15



- NOTES: 1. ALL CONCENTRATIONS IN PARTS PER MILLION (PPM). UNLESS OTHERWISE NOTED, SAMPLES FROM BORINGS SB-1 THROUGH SB-24 WERE COLLECTED AT DEPTHS OF 1.5 AND 3 FEET. SAMPLES FROM BORINGS SB-25 THROUGH SB-32 WERE COLLECTED AT DEPTHS OF 1.5 AND 3.5 FEET.
2. BORINGS EB-1 AND EB-2 WERE COMPLETED AS PART OF A GEOTECHNICAL INVESTIGATION IN JANUARY 1992.



EMCON
Associates

SCALE: 0 100 200 FEET

WESTINGHOUSE ELECTRIC CORPORATION
SOIL SAMPLING
EMERYVILLE, CALIFORNIA
VOLATILE ORGANIC COMPOUNDS CONCENTRATIONS

FIGURE NO.
4
PROJECT NO.
F88-01.15

APPENDIX A

**CERTIFIED ANALYTICAL REPORTS AND
CHAIN-OF-CUSTODY DOCUMENTATION**



September 20, 1993

Service Request No: SJ93-1133

Vivian Hsiong
EMCON Associates
1921 Ringwood Avenue
San Jose, CA 95131

Re: **Westinghouse Emeryville/OF88-001.15**

Dear Ms. Hsiong:

Attached are the results of the soil samples submitted to our lab on September 13, 1993. For your reference, these analyses have been assigned our service request number SJ93-1133.

All analyses were performed consistent with our laboratory's quality assurance program. All results are intended to be considered in their entirety, and CAS is not responsible for use of less than the complete report. Results apply only to the samples analyzed.

Please call if you have any questions.

Respectfully submitted:

A handwritten signature in black ink, appearing to read "Keoni A. Murphy", written in a cursive style.

Keoni A. Murphy
COLUMBIA ANALYTICAL SERVICES, INC.

KAM/kmh

COLUMBIA ANALYTICAL SERVICES, Inc.

Acronyms

ASTM	American Society for Testing and Materials
CARB	California Air Resources Board
CAS Number	Chemical Abstract Service registry Number
CFC	Chlorofluorocarbon
DEC	Department of Environmental Conservation
DEQ	Department of Environmental Quality
DHS	Department of Health Services
DOE	Department of Ecology
DOH	Department of Health
EPA	U. S. Environmental Protection Agency
GC	Gas Chromatography
GC/MS	Gas Chromatography/Mass Spectrometry
LUFT	Leaking Underground Fuel Tank
MCL	Maximum Contaminant Level is the highest permissible concentration of a substance allowed in drinking water as established by the USEPA.
MDL	Method Detection Limit
MRL	Method Reporting Limit
NA	Not Applicable
NAN	Not Analyzed
NC	Not Calculated
NCASI	National Council of the Paper Industry for Air and Stream Improvement
ND	Not Detected at or above the MRL
NR	Not Requested
NIOSH	National Institute for Occupational Safety and Health
PQL	Practical Quantitation Limit
RCRA	Resource Conservation and Recovery Act
SIM	Selected Ion Monitoring
TPH	Total Petroleum Hydrocarbons
VPH	Volatile Petroleum Hydrocarbons

COLUMBIA ANALYTICAL SERVICES, INC.

Analytical Report

Client: EMCON Associates
 Project: Westinghouse Emeryville/OF88-001.15
 Sample Matrix: Soil

Date Received: 09/13/93
 Date Extracted: 09/14/93
 Service Request No.: SJ93-1133

Hydrocarbon Scan
 EPA Methods 3550/California DHS LUFT Method
 mg/Kg (ppm)
 As Received Basis

<u>Sample Name</u>	<u>Date Analyzed</u>	<u>Mineral Spirits</u>	<u>Jet Fuel</u>	<u>Kerosene</u>	<u>Diesel</u>	<u>Hydraulic Oil</u>
SB-25-1.5	09/14/93	ND	ND	ND	ND	ND
SB-25-3.5	09/14/93	ND	ND	ND	ND	ND
SB-26-1.5	09/14/93	ND	ND	ND	ND	ND
SB-26-3.5	09/14/93 *	ND	ND	ND	ND	1,100.
SB-27-1.5	09/14/93 *	ND	ND	ND	ND	4,100.
SB-27-3.5	09/14/93 *	ND	ND	ND	ND	79.
SB-28-1.5	09/14/93	ND	ND	ND	ND	ND
SB-28-3.5	09/14/93	ND	ND	ND	ND	ND
SB-29-1.5	09/14/93 *	ND	ND	ND	ND	84.
SB-29-3.5	09/14/93	ND	ND	ND	ND	ND
SB-30-1.5	09/14/93 *	ND	ND	ND	ND	79.
SB-30-3.5	09/14/93 *	ND	ND	ND	ND	29.
SB-31-1.5	09/14/93 *	ND	ND	ND	ND	ND
SB-31-3.5	09/14/93 *	ND	ND	ND	ND	39.
SB-32-1.5	09/14/93 *	ND	ND	ND	ND	ND
SB-32-3.5	09/14/93 *	ND	ND	ND	ND	ND
Method Blank	09/14/93	ND	ND	ND	ND	ND
MRL		1	1	1	1	5

* This sample was part of the analytical batch started on September 14, 1993. However, it was analyzed after midnight so the actual date analyzed is September 15, 1993.

Approved by: Kevin Murphy Date: September 20, 1993

COLUMBIA ANALYTICAL SERVICES, INC.

Analytical Report

Client: EMCON Associates
 Project: Westinghouse Emeryville/OF88-001.15
 Sample Matrix: Soil

Date Received: 09/13/93
 Service Request No.: SJ93-1133

BTEX and TPH as Gasoline
 EPA Methods 5030/8020/California DHS LUFT Method
 mg/Kg (ppm)
 As Received Basis

Sample Name: SB-25-1.5 SB-25-3.5 SB-26-1.5
 Date Analyzed: 09/14/93 09/16/93 09/14/93

<u>Analyte</u>	<u>MRL</u>			
Benzene	0.05	ND	ND	ND
Toluene	0.1	ND	ND	ND
Ethylbenzene	0.1	ND	ND	ND
Total Xylenes	0.1	ND	ND	ND
TPH as Gasoline	5	ND	ND	ND

Sample Name: SB-26-3.5 SB-27-1.5 SB-27-3.5
 Date Analyzed: 09/14/93 * 09/14/93 * 09/14/93

<u>Analyte</u>	<u>MRL</u>			
Benzene	0.05	ND	ND	ND
Toluene	0.1	ND	ND	ND
Ethylbenzene	0.1	<0.2 **	ND	ND
Total Xylenes	0.1	ND	ND	ND
TPH as Gasoline	5	36. ***	ND	ND

- * This sample was part of the analytical batch started on September 14, 1993. However, it was analyzed after midnight so the actual date analyzed is September 15, 1993.
- ** Raised MRL due to matrix interference.
- *** The sample contains components eluting in the gasoline range that were quantitated as gasoline. The chromatogram does not match the typical gasoline fingerprint.

Approved by: Keen A. Murphy Date: September 20, 1993

COLUMBIA ANALYTICAL SERVICES, INC.

Analytical Report

Client: EMCON Associates
 Project: Westinghouse Emeryville/OF88-001.15
 Sample Matrix: Soil

Date Received: 09/13/93
 Service Request No.: SJ93-1133

BTEX and TPH as Gasoline
 EPA Methods 5030/8020/California DHS LUFT Method
 mg/Kg (ppm)
 As Received Basis

Sample Name: SB-28-1.5 SB-28-3.5 SB-29-1.5
 Date Analyzed: 09/14/93 09/14/93 09/14/93

<u>Analyte</u>	<u>MRL</u>			
Benzene	0.05	ND	ND	ND
Toluene	0.1	ND	ND	ND
Ethylbenzene	0.1	ND	ND	ND
Total Xylenes	0.1	ND	ND	ND
TPH as Gasoline	5	ND	ND	ND

Sample Name: SB-29-3.5 SB-30-1.5 SB-30-3.5
 Date Analyzed: 09/16/93 09/14/93 09/14/93

<u>Analyte</u>	<u>MRL</u>			
Benzene	0.05	ND	ND	ND
Toluene	0.1	ND	ND	ND
Ethylbenzene	0.1	ND	ND	ND
Total Xylenes	0.1	ND	ND	ND
TPH as Gasoline	5	ND	ND	ND

* This sample was part of the analytical batch started on September 14, 1993. However, it was analyzed after midnight so the actual date analyzed is September 15, 1993.

Approved by: Kenn A. Murphy Date: September 20, 1993

COLUMBIA ANALYTICAL SERVICES, INC.

Analytical Report

Client: EMCON Associates
 Project: Westinghouse Emeryville/0F88-001.15
 Sample Matrix: Soil

Date Received: 09/13/93
 Service Request No.: SJ93-1133

BTEX and TPH as Gasoline
 EPA Methods 5030/8020/California DHS LUFT Method
 mg/Kg (ppm)
 As Received Basis

Sample Name: SB-31-1.5 SB-31-3.5 SB-32-1.5
 Date Analyzed: 09/14/93 * 09/14/93 * 09/14/93 *

<u>Analyte</u>	<u>MRL</u>			
Benzene	0.05	ND	ND	ND
Toluene	0.1	ND	ND	ND
Ethylbenzene	0.1	ND	ND	ND
Total Xylenes	0.1	ND	ND	ND
TPH as Gasoline	5	ND	ND	ND

Sample Name: SB-32-3.5 Method Blank Method Blank
 Date Analyzed: 09/14/93 * 09/14/93 09/16/93

<u>Analyte</u>	<u>MRL</u>			
Benzene	0.05	ND	ND	ND
Toluene	0.1	ND	ND	ND
Ethylbenzene	0.1	ND	ND	ND
Total Xylenes	0.1	ND	ND	ND
TPH as Gasoline	5	ND	ND	ND

* This sample was part of the analytical batch started on September 14, 1993. However, it was analyzed after midnight so the actual date analyzed is September 15, 1993.

Approved by: KEVIN A. Murphy Date: September 20, 1993

COLUMBIA ANALYTICAL SERVICES, INC.

Analytical Report

Client: EMCON Associates
 Project: Westinghouse Emeryville/OF88-001.15
 Sample Matrix: Soil

Date Received: 09/13/93
 Service Request No.: SJ93-1133

Halogenated Volatile Organic Compounds
 EPA Methods 5030/8010
 mg/Kg (ppm)
 As Received Basis

Sample Name: SB-25-1.5 SB-25-3.5 SB-26-1.5
 Date Analyzed: 09/14/93 09/14/93 09/14/93

Analyte	MRL	SB-25-1.5	SB-25-3.5	SB-26-1.5
Dichlorodifluoromethane (Freon 12)	0.1	ND	ND	ND
Chloromethane	0.1	ND	ND	ND
Vinyl Chloride	0.05	ND	ND	ND
Bromomethane	0.05	ND	ND	ND
Chloroethane	0.05	ND	ND	ND
Trichlorofluoromethane (Freon 11)	0.05	ND	ND	ND
1,1-Dichloroethene	0.05	ND	ND	ND
Trichlorotrifluoroethane (Freon 113)	0.05	ND	ND	ND
Methylene Chloride	0.05	ND	ND	ND
trans-1,2-Dichloroethene	0.05	ND	ND	ND
cis-1,2-Dichloroethene	0.05	ND	ND	ND
1,1-Dichloroethane	0.05	ND	ND	ND
Chloroform	0.05	ND	ND	ND
1,1,1-Trichloroethane (TCA)	0.05	ND	ND	ND
Carbon Tetrachloride	0.05	ND	ND	ND
1,2-Dichloroethane	0.05	ND	ND	ND
Trichloroethene (TCE)	0.05	ND	ND	ND
1,2-Dichloropropane	0.05	ND	ND	ND
Bromodichloromethane	0.05	ND	ND	ND
2-Chloroethyl Vinyl Ether	0.5	ND	ND	ND
trans-1,3-Dichloropropene	0.05	ND	ND	ND
cis-1,3-Dichloropropene	0.05	ND	ND	ND
1,1,2-Trichloroethane	0.05	ND	ND	ND
Tetrachloroethene (PCE)	0.05	ND	ND	ND
Dibromochloromethane	0.05	ND	ND	ND
Chlorobenzene	0.05	ND	ND	ND
Bromoform	0.05	ND	ND	ND
1,1,2,2-Tetrachloroethane	0.05	ND	ND	ND
1,3-Dichlorobenzene	0.1	ND	ND	ND
1,4-Dichlorobenzene	0.1	ND	ND	ND
1,2-Dichlorobenzene	0.1	ND	ND	ND

Approved by: Kenneth Murphy

Date: September 20, 1993

COLUMBIA ANALYTICAL SERVICES, INC.

Analytical Report

Client: EMCON Associates
 Project: Westinghouse Emeryville/OF88-001.15
 Sample Matrix: Soil

Date Received: 09/13/93
 Service Request No.: SJ93-1133

Halogenated Volatile Organic Compounds
 EPA Methods 5030/8010
 mg/Kg (ppm)
 As Received Basis

Sample Name: SB-26-3.5 SB-27-1.5 SB-27-3.5
 Date Analyzed: 09/14/93 09/14/93 09/14/93

Analyte	MRL	SB-26-3.5 09/14/93	SB-27-1.5 09/14/93	SB-27-3.5 09/14/93
Dichlorodifluoromethane (Freon 12)	0.1	ND	ND	ND
Chloromethane	0.1	ND	ND	ND
Vinyl Chloride	0.05	ND	ND	ND
Bromomethane	0.05	ND	ND	ND
Chloroethane	0.05	ND	ND	ND
Trichlorofluoromethane (Freon 11)	0.05	ND	ND	ND
1,1-Dichloroethene	0.05	ND	ND	ND
Trichlorotrifluoroethane (Freon 113)	0.05	ND	ND	ND
Methylene Chloride	0.05	ND	ND	ND
trans-1,2-Dichloroethene	0.05	ND	ND	ND
cis-1,2-Dichloroethene	0.05	ND	ND	ND
1,1-Dichloroethane	0.05	ND	ND	ND
Chloroform	0.05	ND	ND	ND
1,1,1-Trichloroethane (TCA)	0.05	ND	ND	ND
Carbon Tetrachloride	0.05	ND	ND	ND
1,2-Dichloroethane	0.05	ND	ND	ND
Trichloroethene (TCE)	0.05	ND	ND	ND
1,2-Dichloropropane	0.05	ND	ND	ND
Bromodichloromethane	0.05	ND	ND	ND
2-Chloroethyl Vinyl Ether	0.5	ND	ND	ND
trans-1,3-Dichloropropene	0.05	ND	ND	ND
cis-1,3-Dichloropropene	0.05	ND	ND	ND
1,1,2-Trichloroethane	0.05	ND	ND	ND
Tetrachloroethene (PCE)	0.05	ND	ND	ND
Dibromochloromethane	0.05	ND	ND	ND
Chlorobenzene	0.05	1.8	ND	ND
Bromoform	0.05	ND	ND	ND
1,1,2,2-Tetrachloroethane	0.05	ND	ND	ND
1,3-Dichlorobenzene	0.1	6.6	ND	ND
1,4-Dichlorobenzene	0.1	15.	ND	ND
1,2-Dichlorobenzene	0.1	0.4	ND	ND

Approved by: Kevin A. Murphy

Date: September 20, 1993

COLUMBIA ANALYTICAL SERVICES, INC.

Analytical Report

Client: EMCON Associates
 Project: Westinghouse Emeryville/OF88-001.15
 Sample Matrix: Soil

Date Received: 09/13/93
 Service Request No.: SJ93-1133

Halogenated Volatile Organic Compounds
 EPA Methods 5030/8010
 mg/Kg (ppm)
 As Received Basis

Sample Name: SB-28-1.5 SB-28-3.5 SB-29-1.5
 Date Analyzed: 09/14/93 09/14/93 09/14/93

<u>Analyte</u>	<u>MRL</u>			
Dichlorodifluoromethane (Freon 12)	0.1	ND	ND	ND
Chloromethane	0.1	ND	ND	ND
Vinyl Chloride	0.05	ND	ND	ND
Bromomethane	0.05	ND	ND	ND
Chloroethane	0.05	ND	ND	ND
Trichlorofluoromethane (Freon 11)	0.05	ND	ND	ND
1,1-Dichloroethene	0.05	ND	ND	ND
Trichlorotrifluoroethane (Freon 113)	0.05	ND	ND	ND
Methylene Chloride	0.05	ND	ND	ND
<i>trans</i> -1,2-Dichloroethene	0.05	ND	ND	ND
<i>cis</i> -1,2-Dichloroethene	0.05	ND	ND	ND
1,1-Dichloroethane	0.05	ND	ND	ND
Chloroform	0.05	ND	ND	ND
1,1,1-Trichloroethane (TCA)	0.05	ND	ND	ND
Carbon Tetrachloride	0.05	ND	ND	ND
1,2-Dichloroethane	0.05	ND	ND	ND
Trichloroethene (TCE)	0.05	ND	ND	ND
1,2-Dichloropropane	0.05	ND	ND	ND
Bromodichloromethane	0.05	ND	ND	ND
2-Chloroethyl Vinyl Ether	0.5	ND	ND	ND
<i>trans</i> -1,3-Dichloropropene	0.05	ND	ND	ND
<i>cis</i> -1,3-Dichloropropene	0.05	ND	ND	ND
1,1,2-Trichloroethane	0.05	ND	ND	ND
Tetrachloroethene (PCE)	0.05	ND	ND	ND
Dibromochloromethane	0.05	ND	ND	ND
Chlorobenzene	0.05	ND	ND	0.67
Bromoform	0.05	ND	ND	ND
1,1,2,2-Tetrachloroethane	0.05	ND	ND	ND
1,3-Dichlorobenzene	0.1	ND	ND	ND
1,4-Dichlorobenzene	0.1	ND	ND	ND
1,2-Dichlorobenzene	0.1	ND	ND	ND

Approved by:

K. M. Murphy

Date:

September 20, 1993

COLUMBIA ANALYTICAL SERVICES, INC.

Analytical Report

Client: EMCON Associates
 Project: Westinghouse Emeryville/OF88-001.15
 Sample Matrix: Soil

Date Received: 09/13/93
 Service Request No.: SJ93-1133

Halogenated Volatile Organic Compounds
 EPA Methods 5030/8010
 mg/Kg (ppm)
 As Received Basis

Sample Name: SB-29-3.5 SB-30-1.5 SB-30-3.5
 Date Analyzed: 09/15/93 09/14/93 09/15/93

Analyte	MRL	SB-29-3.5 09/15/93	SB-30-1.5 09/14/93	SB-30-3.5 09/15/93
Dichlorodifluoromethane (Freon 12)	0.1	ND	ND	ND
Chloromethane	0.1	ND	ND	ND
Vinyl Chloride	0.05	ND	ND	ND
Bromomethane	0.05	ND	ND	ND
Chloroethane	0.05	ND	ND	ND
Trichlorofluoromethane (Freon 11)	0.05	ND	ND	ND
1,1-Dichloroethene	0.05	ND	ND	ND
Trichlorotrifluoroethane (Freon 113)	0.05	ND	ND	ND
Methylene Chloride	0.05	ND	ND	ND
trans-1,2-Dichloroethene	0.05	ND	ND	ND
cis-1,2-Dichloroethene	0.05	ND	ND	ND
1,1-Dichloroethane	0.05	ND	ND	ND
Chloroform	0.05	ND	ND	ND
1,1,1-Trichloroethane (TCA)	0.05	ND	ND	ND
Carbon Tetrachloride	0.05	ND	ND	ND
1,2-Dichloroethane	0.05	ND	ND	ND
Trichloroethene (TCE)	0.05	ND	ND	ND
1,2-Dichloropropane	0.05	ND	ND	ND
Bromodichloromethane	0.05	ND	ND	ND
2-Chloroethyl Vinyl Ether	0.5	ND	ND	ND
trans-1,3-Dichloropropene	0.05	ND	ND	ND
cis-1,3-Dichloropropene	0.05	ND	ND	ND
1,1,2-Trichloroethane	0.05	ND	ND	ND
Tetrachloroethene (PCE)	0.05	ND	ND	ND
Dibromochloromethane	0.05	ND	ND	ND
Chlorobenzene	0.05	0.61	ND	ND
Bromoform	0.05	ND	ND	ND
1,1,2,2-Tetrachloroethane	0.05	ND	ND	ND
1,3-Dichlorobenzene	0.1	ND	ND	ND
1,4-Dichlorobenzene	0.1	ND	ND	ND
1,2-Dichlorobenzene	0.1	ND	ND	ND

Approved by: Kenneth Murphy

Date: September 20, 1993

COLUMBIA ANALYTICAL SERVICES, INC.

Analytical Report

Client: EMCON Associates
 Project: Westinghouse Emeryville/0F88-001.15
 Sample Matrix: Soil

Date Received: 09/13/93
 Service Request No.: SJ93-1133

Halogenated Volatile Organic Compounds
 EPA Methods 5030/8010
 mg/Kg (ppm)
 As Received Basis

Sample Name: SB-31-1.5 SB-31-3.5 SB-32-1.5
 Date Analyzed: 09/15/93 09/15/93 09/15/93

Analyte	MRL			
Dichlorodifluoromethane (Freon 12)	0.1	ND	ND	ND
Chloromethane	0.1	ND	ND	ND
Vinyl Chloride	0.05	ND	ND	ND
Bromomethane	0.05	ND	ND	ND
Chloroethane	0.05	ND	ND	ND
Trichlorofluoromethane (Freon 11)	0.05	ND	ND	ND
1,1-Dichloroethene	0.05	ND	ND	ND
Trichlorotrifluoroethane (Freon 113)	0.05	ND	ND	ND
Methylene Chloride	0.05	ND	ND	ND
trans-1,2-Dichloroethene	0.05	ND	ND	ND
cis-1,2-Dichloroethene	0.05	ND	ND	ND
1,1-Dichloroethane	0.05	ND	ND	ND
Chloroform	0.05	ND	ND	ND
1,1,1-Trichloroethane (TCA)	0.05	ND	ND	ND
Carbon Tetrachloride	0.05	ND	ND	ND
1,2-Dichloroethane	0.05	ND	ND	ND
Trichloroethene (TCE)	0.05	ND	ND	ND
1,2-Dichloropropane	0.05	ND	ND	ND
Bromodichloromethane	0.05	ND	ND	ND
2-Chloroethyl Vinyl Ether	0.5	ND	ND	ND
trans-1,3-Dichloropropene	0.05	ND	ND	ND
cis-1,3-Dichloropropene	0.05	ND	ND	ND
1,1,2-Trichloroethane	0.05	ND	ND	ND
Tetrachloroethene (PCE)	0.05	ND	ND	ND
Dibromochloromethane	0.05	ND	ND	ND
Chlorobenzene	0.05	ND	ND	ND
Bromoform	0.05	ND	ND	ND
1,1,2,2-Tetrachloroethane	0.05	ND	ND	ND
1,3-Dichlorobenzene	0.1	ND	ND	ND
1,4-Dichlorobenzene	0.1	ND	ND	ND
1,2-Dichlorobenzene	0.1	ND	ND	ND

Approved by: Kenneth Murphy Date: September 20, 1993

COLUMBIA ANALYTICAL SERVICES, INC.

Analytical Report

Client: EMCON Associates
 Project: Westinghouse Emeryville/OF88-001.15
 Sample Matrix: Soil

Date Received: 09/13/93
 Service Request No.: SJ93-1133

Halogenated Volatile Organic Compounds
 EPA Methods 5030/8010
 mg/Kg (ppm)
 As Received Basis

Sample Name: SB-32-3.5 Method Blank Method Blank
 Date Analyzed: 09/15/93 09/14/93 09/15/93

Analyte	MRL	SB-32-3.5	Method Blank	Method Blank
Dichlorodifluoromethane (Freon 12)	0.1	ND	ND	ND
Chloromethane	0.1	ND	ND	ND
Vinyl Chloride	0.05	ND	ND	ND
Bromomethane	0.05	ND	ND	ND
Chloroethane	0.05	ND	ND	ND
Trichlorofluoromethane (Freon 11)	0.05	ND	ND	ND
1,1-Dichloroethene	0.05	ND	ND	ND
Trichlorotrifluoroethane (Freon 113)	0.05	ND	ND	ND
Methylene Chloride	0.05	ND	ND	ND
trans-1,2-Dichloroethene	0.05	ND	ND	ND
cis-1,2-Dichloroethene	0.05	ND	ND	ND
1,1-Dichloroethane	0.05	ND	ND	ND
Chloroform	0.05	ND	ND	ND
1,1,1-Trichloroethane (TCA)	0.05	ND	ND	ND
Carbon Tetrachloride	0.05	ND	ND	ND
1,2-Dichloroethane	0.05	ND	ND	ND
Trichloroethene (TCE)	0.05	ND	ND	ND
1,2-Dichloropropane	0.05	ND	ND	ND
Bromodichloromethane	0.05	ND	ND	ND
2-Chloroethyl Vinyl Ether	0.5	ND	ND	ND
trans-1,3-Dichloropropene	0.05	ND	ND	ND
cis-1,3-Dichloropropene	0.05	ND	ND	ND
1,1,2-Trichloroethane	0.05	ND	ND	ND
Tetrachloroethene (PCE)	0.05	ND	ND	ND
Dibromochloromethane	0.05	ND	ND	ND
Chlorobenzene	0.05	ND	ND	ND
Bromoform	0.05	ND	ND	ND
1,1,2,2-Tetrachloroethane	0.05	ND	ND	ND
1,3-Dichlorobenzene	0.1	ND	ND	ND
1,4-Dichlorobenzene	0.1	ND	ND	ND
1,2-Dichlorobenzene	0.1	ND	ND	ND

Approved by: K. O. Murphy Date: September 20, 1993

COLUMBIA ANALYTICAL SERVICES, INC.

Analytical Report

Client: EMCON Associates
 Project: Westinghouse Emeryville/OF88-001.15
 Sample Matrix: Soil

Date Received: 09/13/93
 Date Extracted: 09/14/93
 Work Order No.: SJ93-1133

Polychlorinated Biphenyls (PCBs)
 EPA Methods 3550/8080
 mg/Kg (ppm)
 As Received Basis

Sample Name:	<u>SB-25-1.5</u>	<u>SB-25-3.5</u>	<u>SB-26-1.5</u>
Date Analyzed:	09/15/93	09/15/93	09/15/93

<u>Analyte</u>	<u>MRL</u>			
Aroclor 1016	0.1	ND	ND	ND
Aroclor 1221	0.1	ND	ND	ND
Aroclor 1232	0.1	ND	ND	ND
Aroclor 1242	0.1	ND	ND	ND
Aroclor 1248	0.1	ND	ND	ND
Aroclor 1254	0.1	ND	ND	ND
Aroclor 1260	0.1	ND	ND	0.1

Sample Name:	<u>SB-26-3.5</u>	<u>SB-27-1.5</u>	<u>SB-27-3.5</u>
Date Analyzed:	09/15/93	09/15/93	09/15/93

<u>Analyte</u>	<u>MRL</u>			
Aroclor 1016	0.1	<10. *	<1. *	ND
Aroclor 1221	0.1	<10. *	<1. *	ND
Aroclor 1232	0.1	<10. *	<1. *	ND
Aroclor 1242	0.1	<10. *	<1. *	ND
Aroclor 1248	0.1	<10. *	<1. *	ND
Aroclor 1254	0.1	<10. *	<1. *	ND
Aroclor 1260	0.1	46.	2.2	ND

* Raised MRL due to high analyte concentration requiring sample dilution.

Approved by: *Kenneth M. Murphy* Date: September 20, 1993

COLUMBIA ANALYTICAL SERVICES, INC.

Analytical Report

Client: EMCON Associates
 Project: Westinghouse Emeryville/OF88-001.15
 Sample Matrix: Soil

Date Received: 09/13/93
 Date Extracted: 09/14/93
 Work Order No.: SJ93-1133

Polychlorinated Biphenyls (PCBs)
 EPA Methods 3550/8080
 mg/Kg (ppm)
 As Received Basis

Sample Name:	<u>SB-28-1.5</u>	<u>SB-28-3.5</u>	<u>SB-29-1.5</u>
Date Analyzed:	09/15/93	09/15/93	09/15/93

<u>Analyte</u>	<u>MRL</u>			
Aroclor 1016	0.1	ND	ND	<0.5 *
Aroclor 1221	0.1	ND	ND	<0.5 *
Aroclor 1232	0.1	ND	ND	<0.5 *
Aroclor 1242	0.1	ND	ND	<0.5 *
Aroclor 1248	0.1	ND	ND	<0.5 *
Aroclor 1254	0.1	ND	ND	<0.5 *
Aroclor 1260	0.1	0.1	ND	1.6

Sample Name:	<u>SB-29-3.5</u>	<u>SB-30-1.5</u>	<u>SB-30-3.5</u>
Date Analyzed:	09/15/93	09/15/93	09/15/93

<u>Analyte</u>	<u>MRL</u>			
Aroclor 1016	0.1	ND	ND	ND
Aroclor 1221	0.1	ND	ND	ND
Aroclor 1232	0.1	ND	ND	ND
Aroclor 1242	0.1	ND	ND	ND
Aroclor 1248	0.1	ND	ND	ND
Aroclor 1254	0.1	ND	ND	ND
Aroclor 1260	0.1	ND	0.2	ND

* Raised MRL due to high analyte concentration requiring sample dilution.

Approved by: *K. O. Murphy* Date: September 20, 1993

COLUMBIA ANALYTICAL SERVICES, INC.

Analytical Report

Client: EMCON Associates
 Project: Westinghouse Emeryville/OF88-001.15
 Sample Matrix: Soil

Date Received: 09/13/93
 Date Extracted: 09/14/93
 Work Order No.: SJ93-1133

Polychlorinated Biphenyls (PCBs)
 EPA Methods 3550/8080
 mg/Kg (ppm)
 As Received Basis

Sample Name:	<u>SB-31-1.5</u>	<u>SB-31-3.5</u>	<u>SB-32-1.5</u>
Date Analyzed:	09/15/93	09/15/93	09/15/93

<u>Analyte</u>	<u>MRL</u>			
Aroclor 1016	0.1	ND	<0.5 *	ND
Aroclor 1221	0.1	ND	<0.5 *	ND
Aroclor 1232	0.1	ND	<0.5 *	ND
Aroclor 1242	0.1	ND	<0.5 *	ND
Aroclor 1248	0.1	ND	<0.5 *	ND
Aroclor 1254	0.1	ND	<0.5 *	ND
Aroclor 1260	0.1	ND	1.0	ND

Sample Name:	<u>SB-32-3.5</u>	<u>Method Blank</u>
Date Analyzed:	09/15/93	09/15/93

<u>Analyte</u>	<u>MRL</u>		
Aroclor 1016	0.1	<0.5 *	ND
Aroclor 1221	0.1	<0.5 *	ND
Aroclor 1232	0.1	<0.5 *	ND
Aroclor 1242	0.1	<0.5 *	ND
Aroclor 1248	0.1	<0.5 *	ND
Aroclor 1254	0.1	<0.5 *	ND
Aroclor 1260	0.1	1.6	ND

* Raised MRL due to high analyte concentration requiring sample dilution.

Approved by: *KEVIN A. MURPHY* Date: September 20, 1993

COLUMBIA ANALYTICAL SERVICES, INC.

QA/QC Report

Client: EMCON Associates
 Project: Westinghouse Emeryville/OF88-001.15
 Sample Matrix: Soil

Date Received: 09/13/93
 Date Extracted: 09/14/93
 Service Request No.: SJ93-1133

Surrogate Recovery Summary
 Hydrocarbon Scan
 EPA Methods 3550/California DHS LUFT Method

<u>Sample Name</u>	<u>Date Analyzed</u>	<u>Percent Recovery</u> <i>p</i> -Terphenyl
SB-25-1.5	09/14/93	72.
SB-25-3.5	09/14/93	102.
SB-26-1.5	09/14/93	92.
SB-26-3.5	09/14/93	111.
SB-27-1.5	09/14/93	*
SB-27-3.5	09/14/93	102.
SB-28-1.5	09/14/93	107.
SB-28-3.5	09/14/93	87.
SB-29-1.5	09/14/93	96.
SB-29-3.5	09/14/93	82.
SB-30-1.5	09/14/93	105.
SB-30-3.5	09/14/93	106.
SB-31-1.5	09/14/93	104.
SB-31-3.5	09/14/93	99.
SB-32-1.5	09/14/93	101.
SB-32-3.5	09/14/93	104.
SB-25-3.5 (MS)	09/14/93	112.
SB-25-3.5 (DMS)	09/14/93	87.
SB-29-3.5 (MS)	09/14/93	99.
SB-29-3.5 (DMS)	09/14/93	122.
Method Blank	09/14/93	76.

CAS Acceptance Criteria 46-154

* No surrogate spike recovery was calculated due to high sample concentration requiring a dilution.

Approved by: Thomas Murphy Date: September 20, 1993

COLUMBIA ANALYTICAL SERVICES, INC.

QA/QC Report

Client: EMCON Associates
 Project: Westinghouse Emeryville/OF88-001.15
 Sample Matrix: Soil

Date Received: 09/13/93
 Date Extracted: 09/14/93
 Date Analyzed: 09/14/93
 Service Request No.: SJ93-1133

Matrix Spike/Duplicate Matrix Spike Summary
 Hydrocarbon Scan
 EPA Methods 3510/California DHS LUFT Method
 mg/Kg (ppb)

Sample Name: SB-25-3.5

Percent Recovery

Analyte	Spike Level	Sample Result	Spike Result		Percent Recovery		CAS Acceptance Criteria
			MS	DMS	MS	DMS	
Diesel	100.	ND	118.	95.	118.	95.	61-121

Sample Name: SB-29-3.5

Percent Recovery

Analyte	Spike Level	Sample Result	Spike Result		Percent Recovery		CAS Acceptance Criteria
			MS	DMS	MS	DMS	
Diesel	100.	ND	105.	124.	105.	124.	61-121

Approved by:

Keon Murphy

Date:

September 20, 1993

COLUMBIA ANALYTICAL SERVICES, INC.

QA/QC Report

Client: EMCON Associates
 Project: Westinghouse Emeryville/OF88-001.15
 Sample Matrix: Soil

Date Received: 09/13/93
 Service Request No.: SJ93-1133

Surrogate Recovery Summary
 BTEX and TPH as Gasoline
 EPA Methods 5030/8020/California DHS LUFT Method

<u>Sample Name</u>	<u>Date Analyzed</u>	<u>Percent Recovery</u> <i>a,a,a</i> -Trifluorotoluene
SB-25-1.5	09/14/93	98.
SB-25-3.5	09/16/93	88.
SB-26-1.5	09/14/93	101.
SB-26-3.5	09/14/93	103.
SB-27-1.5	09/14/93	97.
SB-27-3.5	09/14/93	98.
SB-28-1.5	09/14/93	98.
SB-28-3.5	09/14/93	100.
SB-29-1.5	09/14/93	100.
SB-29-3.5	09/16/93	87.
SB-30-1.5	09/14/93	96.
SB-30-3.5	09/14/93	96.
SB-31-1.5	09/14/93	101.
SB-31-3.5	09/14/93	100.
SB-32-1.5	09/14/93	98.
SB-32-3.5	09/14/93	100.
SB-25-1.5 (MS)	09/14/93	101.
SB-25-1.5 (DMS)	09/14/93	100.
SB-29-3.5 (MS)	09/14/93	111.
SB-29-3.5 (DMS)	09/14/93	109.
Method Blank	09/14/93	99.
Method Blank	09/14/93	86.
CAS Acceptance Criteria	63-137	

Approved by:

K. M. Murphy

Date:

September 20, 1993

QA/QC Report

Client: EMCON Associates
 Project: Westinghouse Emeryville/0F88-001.15
 Sample Matrix: Soil

Date Received: 09/13/93
 Service Request No.: SJ93-1133

Matrix Spike/Duplicate Matrix Spike Summary
 BTEX
 EPA Methods 5030/8020
 mg/Kg (ppm)
 As Received Basis

Sample Name: SB-25-1.5
 Date Analyzed: 09/14/93

Percent Recovery

Analyte	Spike Level	Sample Result	Spike Result		Percent Recovery		CAS Acceptance Criteria
			MS	DMS	MS	DMS	
Benzene	2.5	ND	2.43	2.51	97.	100.	39-150
Toluene	2.5	ND	2.46	2.53	98.	101.	46-148
Ethylbenzene	2.5	ND	2.34	2.49	94.	100.	32-160

Approved by: *Kenneth Murphy* Date: September 20, 1993

COLUMBIA ANALYTICAL SERVICES, INC.

QA/QC Report

Client: EMCON Associates
Project: Westinghouse Emeryville/0F88-001.15
Sample Matrix: Soil

Date Received: 09/13/93
Service Request No.: SJ93-1133

Matrix Spike/Duplicate Matrix Spike Summary
TPH as Gasoline
EPA Methods 5030/California DHS LUFT Method
mg/Kg (ppm)
As Received Basis

Sample Name: SB-29-3.5
Date Analyzed: 09/14/93

Percent Recovery

<u>Analyte</u>	<u>Spike Level</u>	<u>Sample Result</u>	<u>Spike Result</u>		<u>MS</u> <u>DMS</u>		<u>CAS Acceptance Criteria</u>
			<u>MS</u>	<u>DMS</u>			
TPH as Gasoline	25.	ND	25.4	25.6	102.	102.	70-130

Approved by: _____

K. M. Murphy

Date: _____

September 20, 1993

COLUMBIA ANALYTICAL SERVICES, INC.

QA/QC Report

Client: EMCON Associates
 Project: Westinghouse Emeryville/0F88-001.15
 Sample Matrix: Soil

Date Received: 09/13/93
 Service Request No.: SJ93-1133

Surrogate Recovery Summary
 Halogenated Volatile Organic Compounds
 EPA Methods 5030/8010

<u>Sample Name</u>	<u>Date Analyzed</u>	<u>Percent Recovery</u> 4-Bromofluorobenzene
SB-25-1.5	09/14/93	110.
SB-25-3.5	09/14/93	93.
SB-26-1.5	09/14/93	101.
SB-26-3.5	09/14/93	99.
SB-27-1.5	09/14/93	109.
SB-27-3.5	09/14/93	83.
SB-28-1.5	09/14/93	99.
SB-28-3.5	09/14/93	104.
SB-29-1.5	09/14/93	107.
SB-29-3.5	09/15/93	107.
SB-30-1.5	09/14/93	101.
SB-30-3.5	09/15/93	107.
SB-31-1.5	09/15/93	128.
SB-31-3.5	09/15/93	92.
SB-32-1.5	09/15/93	111.
SB-32-3.5	09/15/93	107.
SB-25-1.5 (MS)	09/14/93	102.
SB-25-1.5 (DMS)	09/14/93	103.
SB-29-3.5 (MS)	09/15/93	94.
SB-29-3.5 (DMS)	09/15/93	104.
Method Blank	09/14/93	99.
Method Blank	09/15/93	99.

CAS Acceptance Criteria

70-130

Approved by: *Kenneth Murphy* Date: September 20, 1993

COLUMBIA ANALYTICAL SERVICES, INC.

QA/QC Report

Client: EMCON Associates
 Project: Westinghouse Emeryville/OF88-001.15
 Sample Matrix: Soil

Date Received: 09/13/93
 Service Request No.: SJ93-1133

Matrix Spike/Duplicate Matrix Spike Summary
 Halogenated Volatile Organic Compounds
 EPA Methods 5030/8010
 mg/Kg (ppm)

Sample Name: SB-25-1.5
 Date Analyzed: 09/14/93

Percent Recovery

Analyte	Spike Level	Sample Result	Spike Result		MS	DMS	EPA Acceptance Criteria
			MS	DMS			
1,1-Dichloroethene	0.50	ND	0.45	0.51	90.	102.	28-167
Trichloroethene	0.50	ND	0.44	0.51	88.	102.	35-146
Tetrachloroethene	0.50	ND	0.41	0.47	82.	94.	26-162

Sample Name: SB-29-3.5
 Date Analyzed: 09/15/93

Percent Recovery

Analyte	Spike Level	Sample Result	Spike Result		MS	DMS	EPA Acceptance Criteria
			MS	DMS			
1,1-Dichloroethene	0.50	ND	0.49	0.46	98.	92.	28-167
Trichloroethene	0.50	ND	0.50	0.51	100.	102.	35-146
Tetrachloroethene	0.50	ND	0.46	0.46	92.	92.	26-162

Approved by: *K. M. Murphy*

Date: September 20, 1993

COLUMBIA ANALYTICAL SERVICES, INC.

QA/QC Report

Client: EMCON Associates
 Project: Westinghouse Emeryville/OF88-001.15
 Sample Matrix: Soil

Date Received: 09/13/93
 Work Order No.: SJ93-1133

Surrogate Recovery Summary
 Polychlorinated Biphenyls (PCBs)
 EPA Methods 3550/8080

<u>Sample Name</u>	<u>Date Analyzed</u>	<u>Percent Recovery</u> Decachlorobiphenyl
SB-25-1.5	09/15/93	78.
SB-25-3.5	09/15/93	82.
SB-26-1.5	09/15/93	77.
SB-26-3.5	09/15/93	*
SB-27-1.5	09/15/93	39. **
SB-27-3.5	09/15/93	66.
SB-28-1.5	09/15/93	74. ***
SB-28-3.5	09/15/93	76. ***
SB-29-1.5	09/15/93	91.
SB-29-3.5	09/15/93	82. ***
SB-30-1.5	09/15/93	73. ***
SB-30-3.5	09/15/93	81. ***
SB-31-1.5	09/15/93	75. ***
SB-31-3.5	09/15/93	79.
SB-32-1.5	09/15/93	81.
SB-32-3.5	09/16/93	81.
SB-25-1.5 (MS)	09/15/93	87.
SB-25-1.5 (DMS)	09/15/93	85.
SB-30-1.5 (MS)	09/15/93	81. ***
SB-30-1.5 (DMS)	09/15/93	74. ***
Method Blank	09/14/93	85.

CAS Acceptance Criteria

53-120

- * No surrogate spike recovery was calculated due to high sample concentration requiring a dilution.
- ** Surrogate Recovery was outside acceptance limits due to matrix effect. Sample contained non-target components that interfere with surrogate recovery. The sample was not reanalyzed.
- *** The surrogate used for this sample was Tetrachloro-*m*-xylene.

Approved by: *K. O. Murphy* Date: September 20, 1993

COLUMBIA ANALYTICAL SERVICES, INC.

QA/QC Report

Client: EMCON Associates
 Project: Westinghouse Emeryville/OF88-001.15
 Sample Matrix: Soil

Date Received: 09/13/93
 Date Extracted: 09/14/93
 Date Analyzed: 09/15/93
 Work Order No.: SJ93-1133

Matrix Spike/Duplicate Matrix Spike Summary
 Polychlorinated Biphenyls (PCBs)
 EPA Methods 3550/8080
 mg/Kg (ppm)
 As Received Basis

Sample Name: SB-25-1.5

Analyte	Spike Level	Sample Result	Spike Result		Percent Recovery		CAS Acceptance Criteria	Relative Percent Difference
			MS	DMS	MS	DMS		
Aroclor 1260	0.167	ND	0.154	0.148	92.	89.	62-154	4.

Sample Name: SB-30-1.5

Analyte	Spike Level	Sample Result	Spike Result		Percent Recovery		CAS Acceptance Criteria	Relative Percent Difference
			MS	DMS	MS	DMS		
Aroclor 1260	0.167	0.157	0.276	0.278	71.	72.	62-154	1.

Approved by: *K. M. Murphy* Date: *September 20, 1993*



CHAIN OF CUSTODY/LABORATORY ANALYSIS REQUEST FORM

1921 Ringwood Ave. • San Jose, CA 95131 • (408) 437-2400, FAX (408) 437-9356

DATE 9/13/93 PAGE _____ OF _____

PROJECT INFORMATION					NUMBER OF CONTAINERS	ANALYSIS REQUESTED												REMARKS
PROJECT NAME	PROJECT MNGR.	COMPANY/ADDRESS	SAMPLERS SIGNATURE	PHONE		Base/Non/Acid Organics GC/MS 824/827D	Volatile Organics GC/MS 824/827D	Halogenated or Aromatic Volatiles GC/MS (EPA) 8210/8210	TPH as Gas (BTX) DHS LUT 1/8020	TPH as Dissolved (BTX) DHS LUT	TPPH - 418.1	Oil and Grease Method List Below	pH, Cond, Cl, SO ₄ , PO ₄ , F, NO ₃ , Alk, TDS, TSS (circle)	NH ₄ -N, COD, Total-P, TKN, NO ₂ (circle)	Total Organic Carbon 415/80480	Total Phenols		
SAMPLE I.D.	DATE	TIME	LAB I.D.	SAMPLE MATRIX	1	2	3	4	5	6	7	8	9	10	11	12		
SB-25-1.5	9/13/93	11:50	1	Soil	1	7	1	1	1									
SB-25-3.5		12:07	2		1													
SB-26-1.5		12:15	3															
SB-26-3.5		12:23	4															
SB-27-1.5		12:57	5															
SB-27-3.5		13:07	6															
SB-28-1.5		10:21	7															
SB-28-3.5		10:29	8															
SB-29-1.5		10:39	9															
SB-29-3.5		10:51	10															

RELINQUISHED BY: Signature: <u>[Signature]</u> Printed Name: <u>Dart Stafford</u> Firm: <u>EMCON</u> Date/Time: <u>9/13/93 17:10</u>		RECEIVED BY: Signature: <u>[Signature]</u> Printed Name: <u>Jordan Johnson</u> Firm: <u>CAS/ST</u> Date/Time: <u>9/13/93 PMO</u>		TURNAROUND REQUIREMENTS: 24 hr <input checked="" type="checkbox"/> 48 hr <input type="checkbox"/> 5 day <input type="checkbox"/> Standard (~ 10-15 working days) Provide Verbal Preliminary Results Provide FAX Preliminary Results Requested Report Date: _____		REPORT REQUIREMENTS <input checked="" type="checkbox"/> I. Routine Report <input checked="" type="checkbox"/> II. Report (includes DUP, MS, MSD, as required, may be charged as samples) <input type="checkbox"/> III. Data Validation Report (includes All Raw Data) <input type="checkbox"/> IV. CLP Deliverable Report		INVOICE INFORMATION: P.O. #: _____ Bill to: _____		SAMPLE RECEIPT: Shipping VIA: <u>SAMPLEX</u> Shipping #: _____ Condition: <u>OKAY</u> Lab No.: <u>SJ93-1133</u>	
RELINQUISHED BY: Signature: _____ Printed Name: _____ Firm: _____ Date/Time: _____		RECEIVED BY: Signature: _____ Printed Name: _____ Firm: _____ Date/Time: _____		SPECIAL INSTRUCTIONS/COMMENTS: <p>9-14-93 NUTAN ADDED GBTXE, TIER II & C</p>							



1921 Ringwood Ave. • San Jose, CA 95131 • (408) 437-2400, FAX (408) 437-9356

CHAIN OF CUSTODY/LABORATORY ANALYSIS REQUEST FORM

DATE 9/13/93 PAGE _____ OF _____

PROJECT NAME <u>Westinghouse, Emeryville # OF88221-15</u>					NUMBER OF CONTAINERS	ANALYSIS REQUESTED										REMARKS								
PROJECT MNGR <u>M. Smalley</u>						1	Base/Neutral/Acid Organics GC/MS 825, 827D	Volatile Organics GC/MS 824, 824A	Halogenated or Aromatic-Volatiles 80/80 (D) X	TPH as GBTX DHS LUFT / 8020	TPH as Diesel (BFC) DHS LUFT	TPH - 418.1	Oil and Grease Method	Metals (total or dissolved) Lut Below	PH, Cond, Cl, SO ₄ , PO ₄ , F, NO ₂ , Alk, TDS, TSS (circle)		NH ₃ -N, COD, Total-P, TKN NO ₃ (circle)	Total Organic Carbon TOC 4159060	Total Phenols	PLB (8080)				
COMPANY/ADDRESS <u>EMCON</u>																								
SAMPLERS SIGNATURE <u>[Signature]</u> PHONE _____																								
SAMPLE I.D.																								
DATE																								
TIME					LAB I.D.					SAMPLE MATRIX														
<u>SB-30-1.5</u>					<u>9/13/93</u>					<u>10:00</u>					<u>11</u>					<u>Soil</u>				
<u>SB-30-3.5</u>					<u>10:12</u>					<u>12</u>														
<u>SB-31-1.5</u>					<u>10:55</u>					<u>13</u>														
<u>SB-31-3.5</u>					<u>11:08</u>					<u>14</u>														
<u>SB-32-1.5</u>					<u>11:23</u>					<u>15</u>														
<u>SB-32-3.5</u>					<u>11:30</u>					<u>16</u>														

RELINQUISHED BY: <u>[Signature]</u> Printed Name: <u>EMCON</u> Firm: <u>EMCON</u> Date/Time: <u>9/13/93 17:10</u>		RECEIVED BY: <u>[Signature]</u> Printed Name: <u>JOHN TRUONG</u> Firm: <u>CAS/SJ</u> Date/Time: <u>9/13/93 17:10</u>		TURNAROUND REQUIREMENTS: 24 hr <input checked="" type="checkbox"/> 48 hr _____ 5 day _____ Standard (~ 10-15 working days) Provide Verbal Preliminary Results _____ Provide FAX Preliminary Results _____ Requested Report Date _____		REPORT REQUIREMENTS <input checked="" type="checkbox"/> I. Routine Report <input checked="" type="checkbox"/> II. Report (Includes DUP, MS, MSD, as required, may be charged as samples) III. Data Validation Report (Includes All Raw Data) IV. CLP Deliverable Report		INVOICE INFORMATION: P.O. # _____ Bill to: _____		SAMPLE RECEIPT: Shipping VIA: <u>SAMPLEX</u> Shipping #: _____ Condition: <u>OKAY</u> Lab No.: <u>SP93-1133</u>	
--	--	---	--	---	--	--	--	---	--	--	--

RELINQUISHED BY: Signature _____ Printed Name _____ Firm _____ Date/Time _____		RECEIVED BY: Signature _____ Printed Name _____ Firm _____ Date/Time _____		SPECIAL INSTRUCTIONS/COMMENTS: <u>9-14-93 NUTAN ADDED GBTXE, TIER II & C</u>			
---	--	---	--	--	--	--	--

APPENDIX B

EVALUATION OF LABORATORY QUALITY CONTROL RESULTS

EVALUATION OF LABORATORY QUALITY CONTROL RESULTS

The laboratory quality control (QC) review consisted of checking adherence to the required holding times for all analyses and evaluating laboratory method blanks, surrogate spike recoveries, matrix spike (MS), and matrix spike duplicate (MSD) recoveries, and method reporting limits (MRLs).

All analyses were performed within the required holding times. No parameters were detected in the method blanks above their respective MRLs. Surrogate recoveries were within the established acceptance criteria, with the following exceptions.

The surrogate spike recoveries for sample SB-27-1.5 analyzed for high-boiling-point hydrocarbons (HBHC) by the DHS Leaking Underground Fuel Tank method and sample SB-26-3.5 analyzed for polychlorinated biphenyls (PCBs) by U.S. Environmental Protection Agency (EPA) method 8080 were not calculated because of high analyte concentration requiring sample dilution. The surrogate spike recovery for sample SB-27-1.5 analyzed for PCBs by EPA method 8080 was below the acceptance limit because of matrix interference. Because the surrogate recoveries in other samples were acceptable, data quality does not appear to be affected.

MS and MSD recoveries were within the established acceptance criteria, indicating acceptable data accuracy. The relative percent differences (RPDs) between MS and MSD recoveries were also within the established criteria, indicating acceptable data precision.

Routine MRLs were used to quantify and report the analytical results, with the following exceptions. Matrix interference resulted in elevated MRL for sample SB-26-3.5 analyzed for volatile organic compounds analyzed by the EPA method 8020. High analyte concentration requiring sample dilution to quantitate the analyte concentration in the sample resulted in elevated MRLs for samples SB-26-3.5, SB-29-1.5, SB-31-3.5, and SB-32-3.5 analyzed for PCBs by the EPA method 8080. The data quality does not appear to be affected.

A review of the laboratory QC data indicates that the data are of acceptable quality and can be used for site characterization.

Table 1
 Soil Analytical Results

Units: mg/kg (1)

Boring Number	Depth (feet)	Sample Date	Aroclor 1260 (2)	TPHD (3)	Hydraulic Oil	TPHG (4)	Chloro-benzene	1,3-Dichloro-benzene	1,4-Dichloro-benzene	1,2-Dichloro-benzene
SB-1	1.5	06/18/93	<0.1	<1	31	ND (6)	<0.05	<0.1	<0.1	<0.1
SB-1	3	06/18/93	<0.1	<1	<5	ND	<0.05	<0.1	<0.1	<0.1
SB-2	1.5	06/17/93	<0.1	<1	<5	ND	<0.05	<0.1	<0.1	<0.1
SB-2	3	06/17/93	<0.1	<1	<5	ND	<0.05	<0.1	<0.1	<0.1
SB-3	1.5	06/17/93	<0.1	2	<5	ND	<0.05	<0.1	<0.1	<0.1
SB-3	3	06/17/93	<0.1	<1	11	ND	<0.05	<0.1	<0.1	<0.1
SB-4	1.5	06/17/93	<0.1	<1	9	ND	<0.05	<0.1	<0.1	<0.1
SB-4	3	06/17/93	<0.1	<1	<5	ND	<0.05	<0.1	<0.1	<0.1
SB-6	4.5	06/18/93	<0.1	<10	680	ND	<0.05	<0.1	<0.1	<0.1
SB-7	1.5	06/17/93	<0.1	<1	17	ND	<0.05	<0.1	<0.1	<0.1
SB-7	3	06/17/93	<0.1	<1	18	ND	<0.05	<0.1	<0.1	<0.1
SB-8	1.5	06/17/93	1	<10	190	ND	<0.05	<0.1	<0.1	<0.1
SB-8	3	06/17/93	<0.1	<1	21	ND	<0.05	<0.1	<0.1	<0.1
SB-9	1.5	06/17/93	<0.1	<1	<5	ND	<0.05	<0.1	<0.1	<0.1
SB-9	3	06/17/93	<0.1	<1	<5	ND	<0.05	<0.1	<0.1	<0.1
SB-10	1.5	06/17/93	<0.1	<1	41	ND	<0.05	<0.1	<0.1	<0.1
SB-10	3	06/17/93	<0.1	<10	320	ND	<0.05	<0.1	<0.1	<0.1
SB-11	1.5	06/17/93	<0.1	<1	<5	ND	<0.05	<0.1	<0.1	<0.1
SB-11	3	06/17/93	<0.1	<1	28	ND	<0.05	<0.1	<0.1	<0.1
SB-12	1.5	06/17/93	<0.1	<1	30	ND	<0.05	<0.1	<0.1	<0.1
SB-12	3	06/17/93	<0.1	9400 (7)	<500	ND	<0.05	<0.1	<0.1	<0.1
SB-13	1.5	06/17/93	<0.1	<1	<5	ND	<0.05	<0.1	<0.1	<0.1
SB-13	3	06/17/93	<0.1	<1	<5	ND	<0.05	<0.1	<0.1	<0.1
SB-14	1.5	06/17/93	<0.1	<1	11	ND	<0.05	<0.1	<0.1	<0.1
SB-14	3	06/17/93	<0.1	<1	<5	ND	<0.05	<0.1	<0.1	<0.1
SB-15	1.5	06/17/93	<0.1	<1	<5	ND	<0.05	<0.1	<0.1	<0.1
SB-15	3	06/17/93	<0.1	<1	<5	ND	<0.05	<0.1	<0.1	<0.1
SB-16	1.5	06/17/93	<0.1	<1	<5	ND	<0.05	<0.1	<0.1	<0.1
SB-16	3	06/17/93	<0.1	<1	<5	ND	<0.05	<0.1	<0.1	<0.1
SB-17	1.5	06/17/93	<0.1	<1	<5	ND	<0.05	<0.1	<0.1	<0.1
SB-17	3	06/17/93	<0.1	<1	<5	ND	<0.05	<0.1	<0.1	<0.1
SB-18	1.5	06/18/93	<0.1	<1	21	ND	<0.05	<0.1	<0.1	<0.1
SB-18	3	06/18/93	<0.1	<1	<5	ND	<0.05	<0.1	<0.1	<0.1
SB-19	1.5	06/18/93	<0.1	<1	<5	ND	<0.05	<0.1	<0.1	<0.1
SB-19	3	06/18/93	<0.1	<1	<5	ND	<0.05	<0.1	<0.1	<0.1
SB-20	1.5	06/17/93	<0.1	<1	<5	ND	<0.05	<0.1	<0.1	<0.1
SB-20	3	06/17/93	<0.1	<1	<5	ND	<0.05	<0.1	<0.1	<0.1

Table 1
 Soil Analytical Results
 (continued)

Units: mg/kg (1)

Boring Number	Depth (feet)	Sample Date	Aroclor 1260 (2)	TPHD (3)	Hydraulic Oil	TPHG (4)	Chloro-benzene	1,3-Dichloro-benzene	1,4-Dichloro-benzene	1,2-Dichloro-benzene
SB-21	1.5	06/18/93	0.2	<1	<5	ND	<0.05	<0.1	<0.1	<0.1
SB-21	3	06/18/93	<0.1	<1	8	ND	<0.05	<0.1	<0.1	<0.1
SB-22	1.5	06/18/93	<0.1	<1	<5	ND	<0.05	<0.1	<0.1	<0.1
SB-22	3	06/18/93	<0.1	<1	<5	ND	<0.05	<0.1	<0.1	<0.1
SB-23	1.5	06/17/93	<0.1	<1	<5	ND	<0.05	<0.1	<0.1	<0.1
SB-23	3	06/17/93	<0.1	<1	<5	ND	<0.05	<0.1	<0.1	<0.1
SB-24	1.5	06/18/93	<0.1	<1	<5	ND	<0.05	<0.1	<0.1	<0.1
SB-24	3	06/18/93	<0.1	<1	<5	ND	<0.05	<0.1	<0.1	<0.1
SB-25	1.5	09/13/93	<0.1	<1	<5	ND	<0.05	<0.1	<0.1	<0.1
SB-25	3.5	09/13/93	<0.1	<1	<5	ND	<0.05	<0.1	<0.1	<0.1
SB-26	1.5	09/13/93	0.1	<1	<5	ND	<0.05	<0.1	<0.1	<0.1
SB-26	3.5	09/13/93	46	<1	1100	36 (8)	1.8	6.6	15	0.4
SB-27	1.5	09/13/93	2.2	<1	4100	ND	<0.05	<0.1	<0.1	<0.1
SB-27	3.5	09/13/93	<0.1	<1	79	ND	<0.05	<0.1	<0.1	<0.1
SB-28	1.5	09/13/93	0.1	<1	<5	ND	<0.05	<0.1	<0.1	<0.1
SB-28	3.5	09/13/93	<0.1	<1	<5	ND	<0.05	<0.1	<0.1	<0.1
SB-29	1.5	09/13/93	1.6	<1	84	ND	0.67	<0.1	<0.1	<0.1
SB-29	3.5	09/13/93	<0.1	<1	<5	ND	0.61	<0.1	<0.1	<0.1
SB-30	1.5	09/13/93	0.2	<1	79	ND	<0.05	<0.1	<0.1	<0.1
SB-30	3.5	09/13/93	<0.1	<1	29	ND	<0.05	<0.1	<0.1	<0.1
SB-31	1.5	09/13/93	<0.1	<1	<5	ND	<0.05	<0.1	<0.1	<0.1
SB-31	3.5	09/13/93	1.0	<1	39	ND	<0.05	<0.1	<0.1	<0.1
SB-32	1.5	09/13/93	<0.1	<1	<5	ND	<0.05	<0.1	<0.1	<0.1
SB-32	3.5	09/13/93	1.6	<1	<5	ND	<0.05	<0.1	<0.1	<0.1

(1) mg/kg = milligrams per kilogram

(2) Aroclors analyzed by Environmental Protection Agency (EPA) method 8080.

(3) TPHD = total petroleum hydrocarbons as diesel.

(4) TPHG = total petroleum hydrocarbons as gasoline.

(5) VOC = volatile organic compounds analyzed by EPA methods 8010 and 8020.

(6) ND = not detected above their respective method reporting limits (MRLs). See certified analytical reports in Appendix A for MRLs.

(7) Unknown high boiling point hydrocarbon in the volatility range of diesel. Chromatogram does not match the typical diesel pattern.

(8) Sample contains components in the volatility range of gasoline. Chromatogram does not match the typical gasoline pattern.

Note: SB-5 not sampled because of an obstruction at 4 feet.

SB-6 not sampled below 4.5 feet because of saturated soils.