



GROVE VALVE AND REGULATOR CO.
P.O. Box 721900
Houston, Texas 77272-1900
Phone (713) 568-2211 • Fax (713) 568-1414



August 28, 1996

Ms. Susan Hugo
Senior Hazardous Materials Specialist
Alameda County Health Care Services Agency
Department of Environmental Health
113 Harbor Bay Parkway
Alameda, CA 94502-6577

RE: Grove Valve & Regulator Company, Emeryville, CA
Quarterly Report - 3rd Quarter 1996
DRS-95-E942

Dear Ms. Hugo:

Please find two (2) copies of the above captioned report as requested in your letter dated June 29, 1995. I hereby state that, to the best of my knowledge, the report is accurate and that I concur with the conclusions and recommendations made therein. Please contact Mr. Kevin Holloran of Environmental Management & Engineering, Inc. (EME) at (205) 940-7700 if you have any questions or comments. Your assistance with this project is very much appreciated.

Thank you for your kind consideration.

Sincerely,

Bill Tallent
Plant Services Manager

MISSION STATEMENT

Working together, with our customers and suppliers, to manufacture the best valve and regulator products for the oil, gas, and process industries; with a commitment to quality, reliability, and safety, while providing a clean and healthy work environment.

August 28, 1996

**QUARTERLY REPORT 3RD QUARTER 1996 –
Grove Valve & Regulator Company
Emeryville, California**

Submitted To:

Alameda County Health Care
Services Agency
Department of Environmental Health
1131 Harbor Bay Parkway
Alameda, California 94502

Prepared For:

Grove Valve & Regulator Company
6529 Hollis Street
Emeryville, California 94549

Prepared By:

Environmental Management &
Engineering, Inc.
437 Industrial Lane
Birmingham, Alabama 35211
Project No. DRS-95-E942



**Environmental Management
& Engineering, Inc.**

TABLE OF CONTENTS

	<u>PAGE</u>
I. General Information	1
II. Quarterly Monitoring Activities	3
III. Quarterly Monitoring Results	3
IV. Summary and Recommendations	11
V. Qualifications of Lead Professionals	11

LIST OF FIGURES

- Figure 1 Site Location Map
- Figure 2 TCE Contamination Contours
- Figure 3 Groundwater Levels and Gradients

LIST OF TABLES

- Table 1 Summary of Groundwater Sampling Analytical Results
- Table 2 Summary of Static Water Level Readings

LIST OF ATTACHMENTS

- Attachment 1 Alameda County Health Services Correspondence Dated June 29, 1995
- Attachment 2 "Field Activity Report", Environmental Sampling Services, July 1996
- Attachment 3 Laboratory Analytical Reports for Groundwater Monitoring Events
- Attachment 4 Laboratory Analytical Report for Sanitary Sewer Discharge Monitoring Events

QUARTERLY REPORT – 3RD QUARTER 1996

Grove Valve & Regulator Company
Emeryville, California

August 28, 1996

I. General Information

The Grove Valve & Regulator Company (Grove) facility is situated on approximately seven acres located at 6529 Hollis Street, Emeryville, California and has been involved in the development, manufacture and sale of valves and pressure regulators for the oil and gas industry. The area in which the facility is located is highly developed with manufacturing, warehouses, commercial offices, etc. Figure 1 is a facility site location map.

As a result of investigations of the soil and groundwater at the Grove Valve and Regulator Company of Emeryville, California, the Alameda County Health Care Services Agency Department of Environmental Health (ACDEH) requested a summary of the work to date including an overview as to whether further investigation of the site is warranted and, if so, a proposal for such. Quarterly monitoring of groundwater and reporting of results were also requested. Attachment 1 contains a copy of the referenced correspondence from the ACDEH. Environmental Management & Engineering, Inc. (EME) of Birmingham, Alabama produced the report, entitled "Groundwater/Soil Investigation Overview" and submitted it to the ACDEH in October of 1995. As requested by the ACDEH and proposed in the above referenced report, Grove has initiated a quarterly groundwater monitoring program.

The following is a description of the monitoring event for the third quarter of 1996 and summary of the project results to date.

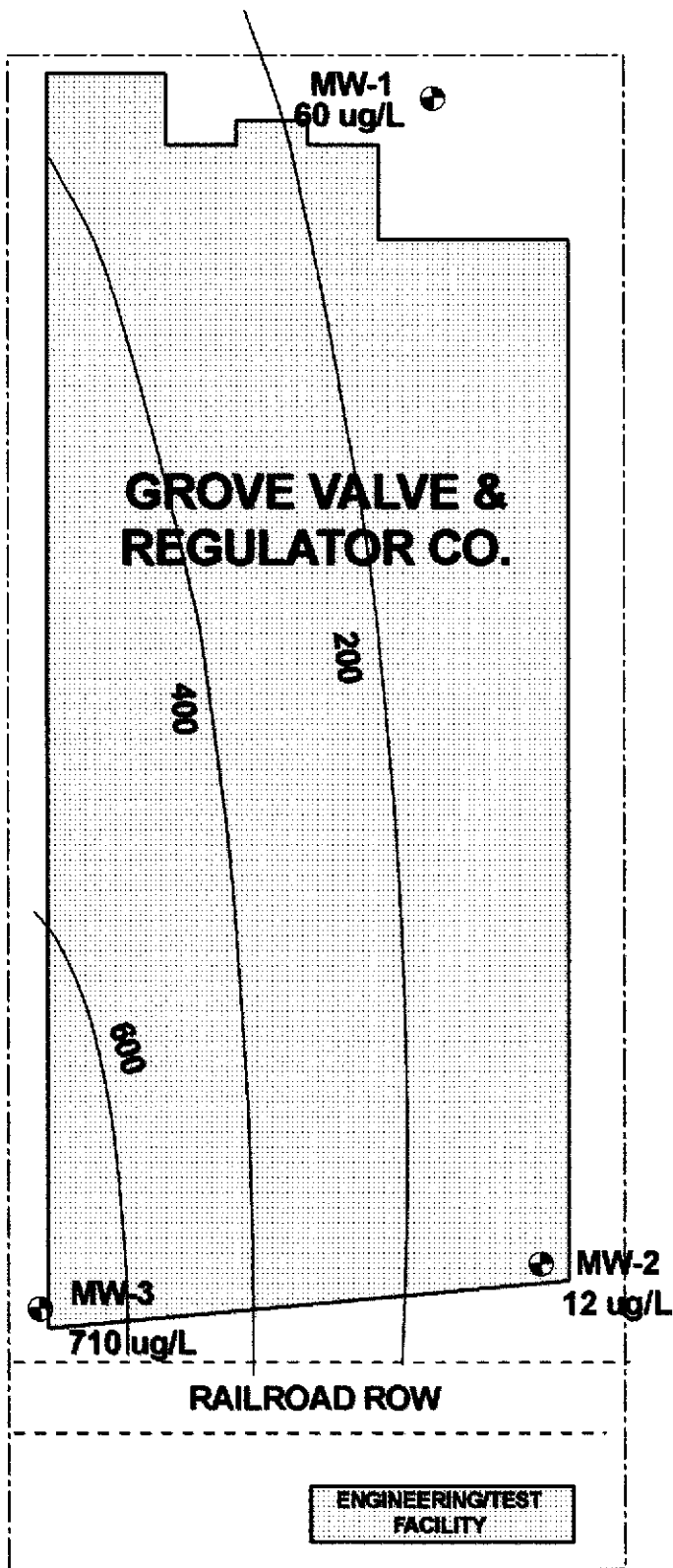
II. Quarterly Monitoring Activities

The sampling event was conducted on Tuesday, July 30, 1996 by Environmental Sampling Services (ESS) of Lafayette, California. Static water levels and total well depth at the three monitoring wells were recorded and four casing volumes of water were evacuated from each well using a centrifugal pump and dedicated hoses. In addition to sampling each well, one duplicate sample was collected from monitoring well #3 for quality control purposes. A trip blank also accompanied the samples. All samples were transported under proper chain-of-custody to the American Environmental Network laboratory in Pleasant Hill, California for analysis for volatile organic compounds (VOC's), oil and grease. Attachment 2 is a copy of the Field Activity Report prepared by Environmental Sampling Services.

III. Quarterly Monitoring Results

As per the requirement, the groundwater samples were analyzed for VOC's using EPA Methods 8010 and 8020. The analytical results of the July 1996 sampling event continue to indicate lower concentrations of TCE. The Trichloroethene (TCE) concentration in the sample from MW-1 (the upgradient monitoring well) was 60 $\mu\text{g/L}$. The TCE concentration in the sample from MW-2 was 12 $\mu\text{g/L}$. The TCE concentrations in the sample and duplicate sample from MW-3 were 810 $\mu\text{g/L}$ and 710 $\mu\text{g/L}$ as compared to 1400 $\mu\text{g/L}$ and 1100 $\mu\text{g/L}$ obtained during the first quarterly (January 1996) sampling event. Figure 2 shows projected contaminant contours at the site based on these results. Laboratory reports, including QC/QA data and chain-of-custody documentation, for this event, as well as previous events, are presented as Attachment 3. Tabulated analytical results for all sampling events to date are presented in Table 1.

Static groundwater levels recorded during the July 1996 sampling event were consistent with those of previous events. Groundwater flow direction and gradient is predominantly to the west toward San Francisco Bay. Figure 3 shows the groundwater gradient and flow direction based on these recorded levels. Tabulated historical static groundwater level readings are presented as Table 2.



LEGEND



MONITORING WELL

60 ug/L

TCE CONCENTRATION
(SAMPLED 7/30/96)

ENVIRONMENTAL MANAGEMENT & ENGINEERING INC.	
Birmingham, AL	Houston, TX
Description: FIGURE 2 TRICHLOROETHENE CONTAMINATION CONTOURS	
Date: 8/16/96	Project No.: DRS-95-E942
Drawn By: GPIMKH	Scale: NTS

TABLE 1
SUMMARY OF GROUNDWATER SAMPLING ANALYTICAL RESULTS
 (ug/L)

Grove Valve Regulator Co. Emeryville, CA	WS-1 Apr-91	WS-2 Apr-91	MW-1 Mar-92	MW-1 Oct-92	MW-4(D) Oct-92	MW-1 Feb-93	MW-1 Apr-95	MW-1 Aug-95	MW-1 Sep-95	MW-1 Nov-95	MW-1 Jan-96	MW-1 Apr-96	MW-1 Jul-96	MW-1R Mar-92	MW-2 Mar-92	MW-2 Oct-92	MW-2 Feb-93	MW-2 Apr-95	MW-2 Aug-95	MW-2 Sep-95
AROMATIC HYDROCARBONS																				
Benzene	NA	NA	ND	NA	NA	ND	ND	ND	ND	ND	ND	ND	ND	ND	ND	NA	ND	ND	ND	ND
Chlorobenzene	NA	NA	ND	NA	NA	ND	ND	ND	ND	ND	ND	ND	ND	ND	ND	NA	ND	ND	ND	ND
1,2 Dichlorobenzene	NA	NA	ND	NA	NA	ND	ND	NA	NA	NA	NA	ND	ND	ND	NA	ND	ND	NA	NA	NA
1,3 Dichlorobenzene	NA	NA	ND	NA	NA	ND	ND	NA	NA	NA	NA	ND	ND	ND	NA	ND	ND	NA	NA	NA
1,4 Dichlorobenzene	NA	NA	ND	NA	NA	ND	ND	NA	NA	NA	NA	ND	ND	ND	NA	ND	ND	NA	NA	NA
Ethylbenzene	NA	NA	ND	NA	NA	ND	ND	ND	ND	ND	ND	ND	ND	ND	NA	ND	ND	ND	ND	ND
Toluene	NA	NA	ND	NA	NA	ND	ND	ND	ND	ND	ND	ND	ND	ND	NA	ND	ND	ND	ND	ND
Xylene	NA	NA	ND	NA	NA	ND	ND	ND	ND	ND	ND	ND	ND	ND	NA	ND	ND	ND	ND	ND
HALOGENATED ORGANICS																				
Bromodichloromethane	NA	NA	ND	ND	ND	ND	ND	ND	ND	ND	ND	ND	ND	1	ND	ND	ND	ND	ND	ND
Bromoform	NA	NA	ND	ND	ND	ND	ND	ND	ND	ND	ND	ND	ND	ND	ND	ND	ND	ND	ND	ND
Bromomethane	NA	NA	ND	ND	ND	ND	ND	ND	ND	ND	ND	ND	ND	ND	ND	ND	ND	ND	ND	ND
Carbon Tetrachloride	NA	NA	ND	ND	ND	ND	ND	ND	ND	ND	ND	ND	ND	ND	ND	ND	ND	ND	ND	ND
Chloroethane	NA	NA	ND	ND	ND	ND	ND	ND	ND	ND	ND	ND	ND	ND	ND	ND	ND	ND	ND	ND
2-Chlorethyl Vinyl Ether	NA	NA	ND	ND	ND	ND	ND	ND	ND	ND	ND	ND	ND	ND	ND	ND	ND	ND	ND	ND
Chloroform	NA	NA	ND	ND	ND	ND	ND	ND	ND	ND	ND	ND	ND	36	ND	ND	ND	ND	ND	ND
Chloromethane	NA	NA	ND	ND	ND	ND	ND	ND	ND	ND	ND	ND	ND	ND	ND	ND	ND	ND	ND	ND
Dibromochloromethane	NA	NA	ND	ND	ND	ND	ND	ND	ND	ND	ND	ND	ND	ND	ND	ND	ND	ND	ND	ND
Dichlorodifluoromethane	NA	NA	ND	ND	ND	ND	ND	ND	ND	ND	ND	ND	ND	ND	ND	ND	ND	ND	ND	ND
1,1 Dichloroethane	ND	5	ND	ND	ND	ND	ND	ND	ND	ND	ND	ND	ND	ND	3	2	2	2	2	ND
1,2 Dichloroethane	NA	NA	ND	ND	ND	ND	ND	ND	ND	ND	ND	ND	ND	ND	ND	ND	ND	ND	ND	ND
1,1 Dichloroethane	50	ND	ND	ND	ND	ND	ND	ND	ND	ND	ND	ND	ND	ND	ND	ND	ND	ND	ND	ND
cis-1,2-Dichloroethane	5	20	33	24	24	15	20	12	18	18	16	12	15	ND	2	1	2	0.9	ND	ND
trans-1,2-Dichloroethane	ND	3	12	8	8	5	7	ND	7	7	7	4.1	13	ND	ND	ND	ND	ND	ND	ND
1,2 Dichloropropane	NA	NA	ND	ND	ND	ND	ND	ND	ND	ND	ND	ND	ND	ND	ND	ND	ND	ND	ND	ND
cis-1,3-Dichloropropene	NA	NA	ND	ND	ND	ND	ND	ND	ND	ND	ND	ND	ND	ND	ND	ND	ND	ND	ND	ND
trans-1,3-Dichloropropene	NA	NA	ND	ND	ND	ND	ND	ND	ND	ND	ND	ND	ND	ND	ND	ND	ND	ND	ND	ND
Methylene Chloride	NA	NA	ND	ND	ND	ND	ND	ND	ND	ND	ND	ND	ND	ND	ND	ND	ND	ND	ND	ND
1,1,2,2 Tetrachloroethane	NA	NA	ND	ND	ND	ND	ND	ND	ND	ND	ND	ND	ND	ND	ND	ND	ND	ND	ND	ND
Tetrachloroethane	NA	NA	ND	ND	ND	ND	ND	ND	ND	ND	ND	ND	ND	ND	ND	ND	ND	ND	ND	ND
1,1,1 Trichloroethane	120	2	ND	ND	ND	ND	ND	ND	ND	ND	ND	ND	ND	ND	0.6	0.8	ND	ND	ND	ND
1,1,2 Trichloroethane	NA	NA	ND	ND	ND	ND	ND	ND	ND	ND	ND	ND	ND	ND	ND	ND	ND	ND	ND	ND
Trichloroethane	160	180	103	99	98	53	79	46	54	61	61	43	60	ND	4	3	3	5	ND	ND
Trichlorofluoromethane	NA	NA	ND	ND	ND	ND	ND	ND	ND	ND	ND	ND	ND	ND	ND	ND	ND	ND	ND	ND
1,1,2 Trichlorotrifluoroethane	NA	NA	ND	ND	ND	ND	ND	ND	ND	ND	ND	ND	ND	ND	ND	ND	ND	ND	ND	ND
Vinyl Chloride	NA	NA	ND	ND	ND	ND	ND	ND	ND	ND	ND	ND	ND	ND	ND	ND	ND	ND	ND	ND

ND = Not Detected D = Duplicate WS-1 - Elevator Shaft Sump Sample
 NA = Not Analyzed R = Replicate WS-2 - X-ray Pit Sump Sample
 Shaded Area Indicates Recent Sampling Results

TABLE 1
SUMMARY OF GROUNDWATER SAMPLING ANALYTICAL RESULTS
 (ug/L)

Grove Valve Regulator Co. Emeryville, CA	WS-1 Apr-91	WS-2 Apr-91	MW-1 Mar-92	MW-1 Oct-92	MW-4(ID) Oct-92	MW-1 Feb-93	MW-1 Apr-95	MW-1 Aug-95	MW-1 Sep-95	MW-1 Nov-95	MW-1 Jan-96	MW-1 Apr-96	MW-1 Jul-96	MW-1R Mar-92	MW-2 Mar-92	MW-2 Oct-92	MW-2 Feb-93	MW-2 Apr-93	MW-2 Aug-95	MW-2 Sep-95	
PESTICIDES & PCB'S																					
Aldrin	NA	NA	ND	NA	NA	NA	NA	NA	NA	NA	NA	NA	NA	NA	NA	ND	ND	NA	NA	NA	
alpha-BHC	NA	NA	ND	NA	NA	NA	NA	NA	NA	NA	NA	NA	NA	NA	NA	ND	ND	NA	NA	NA	
beta-BHC	NA	NA	ND	NA	NA	NA	NA	NA	NA	NA	NA	NA	NA	NA	NA	ND	ND	NA	NA	NA	
delta-BHC	NA	NA	ND	NA	NA	NA	NA	NA	NA	NA	NA	NA	NA	NA	NA	ND	ND	NA	NA	NA	
gamma-BHC	NA	NA	ND	NA	NA	NA	NA	NA	NA	NA	NA	NA	NA	NA	NA	ND	ND	NA	NA	NA	
Chlordane	NA	NA	ND	NA	NA	NA	NA	NA	NA	NA	NA	NA	NA	NA	NA	ND	ND	NA	NA	NA	
4,4 DDD	NA	NA	ND	NA	NA	NA	NA	NA	NA	NA	NA	NA	NA	NA	NA	ND	ND	NA	NA	NA	
2,4 DDD	NA	NA	ND	NA	NA	NA	NA	NA	NA	NA	NA	NA	NA	NA	NA	ND	ND	NA	NA	NA	
4,4 DDE	NA	NA	ND	NA	NA	NA	NA	NA	NA	NA	NA	NA	NA	NA	NA	ND	ND	NA	NA	NA	
2,4 DDE	NA	NA	ND	NA	NA	NA	NA	NA	NA	NA	NA	NA	NA	NA	NA	ND	ND	NA	NA	NA	
4,4 DDT	NA	NA	ND	NA	NA	NA	NA	NA	NA	NA	NA	NA	NA	NA	NA	ND	ND	NA	NA	NA	
2,4 DDT	NA	NA	ND	NA	NA	NA	NA	NA	NA	NA	NA	NA	NA	NA	NA	ND	ND	NA	NA	NA	
Dieldrin	NA	NA	ND	NA	NA	NA	NA	NA	NA	NA	NA	NA	NA	NA	NA	ND	ND	NA	NA	NA	
Endosulfan I	NA	NA	ND	NA	NA	NA	NA	NA	NA	NA	NA	NA	NA	NA	NA	ND	ND	NA	NA	NA	
Endosulfan II	NA	NA	ND	NA	NA	NA	NA	NA	NA	NA	NA	NA	NA	NA	NA	ND	ND	NA	NA	NA	
Endosulfan Sulfate	NA	NA	ND	NA	NA	NA	NA	NA	NA	NA	NA	NA	NA	NA	NA	ND	ND	NA	NA	NA	
Endrin	NA	NA	ND	NA	NA	NA	NA	NA	NA	NA	NA	NA	NA	NA	NA	ND	ND	NA	NA	NA	
Endrin Aldehyde	NA	NA	ND	NA	NA	NA	NA	NA	NA	NA	NA	NA	NA	NA	NA	ND	ND	NA	NA	NA	
Heptachlor	NA	NA	ND	NA	NA	NA	NA	NA	NA	NA	NA	NA	NA	NA	NA	ND	ND	NA	NA	NA	
Heptachlor Epoxide	NA	NA	ND	NA	NA	NA	NA	NA	NA	NA	NA	NA	NA	NA	NA	ND	ND	NA	NA	NA	
Methoxychlor	NA	NA	ND	NA	NA	NA	NA	NA	NA	NA	NA	NA	NA	NA	NA	ND	ND	NA	NA	NA	
Toxaphene	NA	NA	ND	NA	NA	NA	NA	NA	NA	NA	NA	NA	NA	NA	NA	ND	ND	NA	NA	NA	
PCB-1016	NA	NA	ND	NA	NA	NA	NA	NA	NA	NA	NA	NA	NA	NA	NA	ND	ND	NA	NA	NA	
PCB-1221	NA	NA	ND	NA	NA	NA	NA	NA	NA	NA	NA	NA	NA	NA	NA	ND	ND	NA	NA	NA	
PCB-1232	NA	NA	ND	NA	NA	NA	NA	NA	NA	NA	NA	NA	NA	NA	NA	ND	ND	NA	NA	NA	
PCB-1242	NA	NA	ND	NA	NA	NA	NA	NA	NA	NA	NA	NA	NA	NA	NA	ND	ND	NA	NA	NA	
PCB-1248	NA	NA	ND	NA	NA	NA	NA	NA	NA	NA	NA	NA	NA	NA	NA	ND	ND	NA	NA	NA	
PCB-1254	NA	NA	ND	NA	NA	NA	NA	NA	NA	NA	NA	NA	NA	NA	NA	ND	ND	NA	NA	NA	
PCB-1260	NA	NA	ND	NA	NA	NA	NA	NA	NA	NA	NA	NA	NA	NA	NA	ND	ND	NA	NA	NA	
oil & grease (EPA Method 5520C)	NA	NA	ND	NA	NA	NA	NA	NA	NA	NA	NA	ND	ND	NA	NA	ND	ND	NA	NA	NA	
Hydrocarbons (EPA Method 5520F)	NA	NA	ND	NA	NA	NA	NA	NA	NA	NA	NA	NA	NA	NA	NA	ND	ND	NA	NA	NA	

ND = Not Detected D = Duplicate WS-1 - Elevator Shaft Sump Sample
 NA = Not Analyzed R = Replicate WS-2 - X-ray Pit Sump Sample
 Shaded Area Indicates Recent Sampling Results

TABLE 1
SUMMARY OF GROUNDWATER SAMPLING ANALYTICAL RESULTS
 (ug/L)

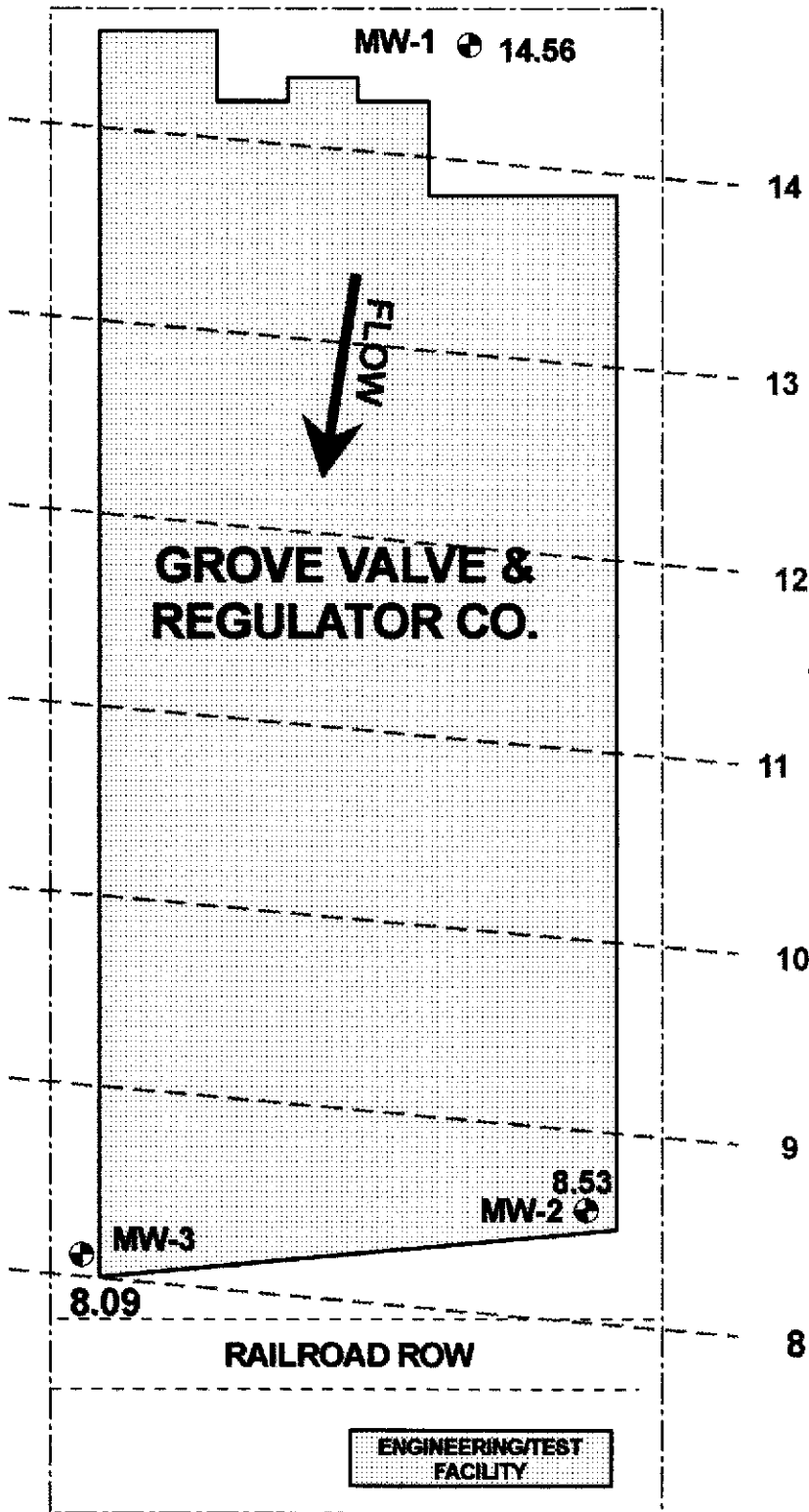
Grove Valve Regulator Co. Emeryville, CA	MW-2 Nov-95	MW-2 Jan-96	MW-2 Apr-96	MW-2 Jul-96	MW-3D Mar-92	MW-3 Mar-92	MW-3 Oct-92	MW-3 Feb-93	MW-3 Apr-95	MW-3 Aug-95	MW-3 Sep-95	MW-3 Nov-95	MW-3 Jan-96	MW-3 Apr-96	MW-3 Jul-96	MW-3D Sep-95	MW-3D Nov-95	MW-3D Jan-96	MW-3D Apr-96	MW-3D Jul-96
AROMATIC HYDROCARBONS																				
Benzene	ND	ND	ND	ND	NA	ND	NA	ND	ND	ND	ND	ND	ND	ND	ND	ND	ND	ND	ND	ND
Chlorobenzene	ND	ND	ND	ND	NA	ND	NA	ND	ND	ND	ND	ND	ND	ND	ND	ND	ND	ND	ND	ND
1,2 Dichlorobenzene	NA	NA	ND	ND	NA	ND	NA	ND	ND	NA	NA	NA	NA	ND	ND	NA	NA	NA	ND	ND
1,3 Dichlorobenzene	NA	NA	ND	ND	NA	ND	NA	ND	ND	NA	NA	NA	NA	ND	ND	NA	NA	NA	ND	ND
1,4 Dichlorobenzene	NA	NA	ND	ND	NA	ND	NA	ND	ND	NA	NA	NA	NA	ND	ND	NA	NA	NA	ND	ND
Ethylbenzene	ND	ND	ND	ND	NA	ND	NA	ND	ND	ND	ND	ND	ND	ND	ND	ND	ND	ND	ND	ND
Toluene	ND	ND	ND	ND	NA	ND	NA	ND	ND	ND	ND	ND	ND	ND	ND	ND	ND	ND	ND	ND
Xylene	ND	ND	ND	ND	NA	ND	NA	ND	ND	ND	ND	ND	ND	ND	ND	ND	ND	ND	ND	ND
HALOGENATED ORGANICS																				
Bromodichloromethane	ND	ND	ND	ND	ND	ND	ND	ND	ND	ND	ND	ND	ND	ND	ND	ND	ND	ND	ND	ND
Bromoform	ND	ND	ND	ND	ND	ND	ND	ND	ND	ND	ND	ND	ND	ND	ND	ND	ND	ND	ND	ND
Bromomethane	ND	ND	ND	ND	ND	ND	ND	ND	ND	ND	ND	ND	ND	ND	ND	ND	ND	ND	ND	ND
Carbon Tetrachloride	ND	ND	ND	ND	ND	ND	ND	ND	ND	ND	ND	ND	ND	ND	ND	ND	ND	ND	ND	ND
Chloroethane	ND	ND	ND	ND	ND	ND	ND	ND	ND	ND	ND	ND	ND	ND	ND	ND	ND	ND	ND	ND
1-Chloroethyl Vinyl Ether	ND	ND	ND	ND	ND	ND	ND	ND	ND	ND	ND	ND	ND	ND	ND	ND	ND	ND	ND	ND
Chloroform	ND	ND	ND	ND	ND	0.5	ND	ND	ND	ND	ND	ND	ND	ND	ND	ND	ND	ND	ND	ND
Chloromethane	ND	ND	ND	ND	ND	ND	ND	ND	ND	ND	ND	ND	ND	ND	ND	ND	ND	ND	ND	ND
Dibromochloromethane	ND	ND	ND	ND	ND	ND	ND	ND	ND	ND	ND	ND	ND	ND	ND	ND	ND	ND	ND	ND
Dichlorodifluoromethane	ND	ND	ND	ND	ND	ND	ND	ND	ND	ND	ND	ND	ND	ND	ND	ND	ND	ND	ND	ND
1,1 Dichloroethane	ND	ND	3.2	3.3	3	0.6	0.7	ND	ND	ND	ND	ND	ND	ND	ND	ND	ND	ND	ND	ND
1,2 Dichloroethane	ND	ND	ND	ND	ND	ND	0.6	ND	ND	ND	ND	ND	ND	ND	ND	ND	ND	ND	ND	ND
1,1 Dichloroethene	ND	ND	ND	ND	ND	2	1	1	1	ND	ND	ND	ND	ND	ND	ND	ND	ND	ND	ND
cis-1,2-Dichloroethene	ND	ND	1.2	1.8	2	18	13	13	28	19	ND	ND	ND	34	40	ND	ND	ND	36	40
trans-1,2-Dichloroethene	ND	ND	ND	ND	ND	ND	ND	1	1	ND	ND	ND	ND	ND	ND	ND	ND	ND	ND	ND
1,2 Dichloropropane	ND	ND	ND	ND	ND	ND	ND	ND	ND	ND	ND	ND	ND	ND	ND	ND	ND	ND	ND	ND
cis-1,3-Dichloropropene	ND	ND	ND	ND	ND	ND	ND	ND	ND	ND	ND	ND	ND	ND	ND	ND	ND	ND	ND	ND
trans-1,3-Dichloropropene	ND	ND	ND	ND	ND	ND	ND	ND	ND	ND	ND	ND	ND	ND	ND	ND	ND	ND	ND	ND
Methylene Chloride	ND	ND	ND	ND	ND	ND	ND	ND	ND	ND	ND	ND	ND	ND	ND	ND	ND	ND	ND	ND
1,1,2,2 Tetrachloroethane	ND	ND	ND	ND	ND	ND	ND	ND	ND	ND	ND	ND	ND	ND	ND	ND	ND	ND	ND	ND
Tetrachloroethene	ND	ND	ND	ND	ND	ND	ND	ND	ND	ND	ND	ND	ND	ND	ND	ND	ND	ND	ND	ND
1,1,1 Trichloroethane	ND	ND	ND	ND	0.6	0.5	0.7	ND	ND	ND	ND	ND	ND	ND	ND	ND	ND	ND	ND	ND
1,1,2 Trichloroethane	ND	ND	ND	ND	ND	ND	ND	ND	ND	ND	ND	ND	ND	ND	ND	ND	ND	ND	ND	ND
Trichloroethene	5	7	6.7	17	4	1300	1100	1200	800	1400	1200	1400	1400	720	110	1200	1200	1100	770	710
Trichlorofluoromethane	ND	ND	ND	ND	ND	ND	ND	ND	ND	ND	ND	ND	ND	ND	ND	ND	ND	ND	ND	ND
1,1,2 Trichlorotrifluoroethane	ND	ND	ND	ND	ND	ND	ND	ND	ND	ND	ND	ND	ND	ND	ND	ND	ND	ND	ND	ND
Vinyl Chloride	ND	ND	ND	ND	ND	5	2	3	9	ND	ND	ND	ND	ND	ND	ND	ND	ND	ND	ND

ND = Not Detected D = Duplicate WS-1 - Elevator Shaft Sump Sample
 NA = Not Analyzed R = Replicate WS-2 - X-ray Pit Sump Sample
 Shaded Area Indicates Recent Sampling Results

TABLE 1
SUMMARY OF GROUNDWATER SAMPLING ANALYTICAL RESULTS
 (ug/L)

Grove Valve Regulator Co. Emeryville, CA	MW-2 Nov-95	MW-2 Jan-96	MW-2 Apr-96	MW-1 Jul-96	MW-2D Mar-92	MW-3 Mar-92	MW-3 Oct-92	MW-3 Feb-93	MW-3 Apr-95	MW-3 Aug-95	MW-3 Sep-95	MW-3 Nov-95	MW-3 Jan-96	MW-3 Apr-96	MW-3 Jul-96	MW-3D Sep-95	MW-3D Nov-95	MW-3D Jan-96	MW-3D Apr-96	MW-3D Jul-96	
PESTICIDES & PCB'S																					
Aldrin	NA	NA	NA	NA	ND	ND	NA	NA	NA	NA	NA	NA	NA	NA	NA	NA	NA	NA	NA	NA	NA
alpha-BHC	NA	NA	NA	NA	ND	ND	NA	NA	NA	NA	NA	NA	NA	NA	NA	NA	NA	NA	NA	NA	NA
beta-BHC	NA	NA	NA	NA	ND	ND	NA	NA	NA	NA	NA	NA	NA	NA	NA	NA	NA	NA	NA	NA	NA
delta-BHC	NA	NA	NA	NA	ND	ND	NA	NA	NA	NA	NA	NA	NA	NA	NA	NA	NA	NA	NA	NA	NA
gamma-BHC	NA	NA	NA	NA	ND	ND	NA	NA	NA	NA	NA	NA	NA	NA	NA	NA	NA	NA	NA	NA	NA
Chlordane	NA	NA	NA	NA	ND	ND	NA	NA	NA	NA	NA	NA	NA	NA	NA	NA	NA	NA	NA	NA	NA
4,4 DDD	NA	NA	NA	NA	ND	ND	NA	NA	NA	NA	NA	NA	NA	NA	NA	NA	NA	NA	NA	NA	NA
2,4 DDD	NA	NA	NA	NA	ND	ND	NA	NA	NA	NA	NA	NA	NA	NA	NA	NA	NA	NA	NA	NA	NA
4,4 DDE	NA	NA	NA	NA	ND	ND	NA	NA	NA	NA	NA	NA	NA	NA	NA	NA	NA	NA	NA	NA	NA
2,4 DDE	NA	NA	NA	NA	ND	ND	NA	NA	NA	NA	NA	NA	NA	NA	NA	NA	NA	NA	NA	NA	NA
4,4 DDT	NA	NA	NA	NA	ND	ND	NA	NA	NA	NA	NA	NA	NA	NA	NA	NA	NA	NA	NA	NA	NA
2,4 DDT	NA	NA	NA	NA	ND	ND	NA	NA	NA	NA	NA	NA	NA	NA	NA	NA	NA	NA	NA	NA	NA
Dieldrin	NA	NA	NA	NA	ND	ND	NA	NA	NA	NA	NA	NA	NA	NA	NA	NA	NA	NA	NA	NA	NA
Endosulfan I	NA	NA	NA	NA	ND	ND	NA	NA	NA	NA	NA	NA	NA	NA	NA	NA	NA	NA	NA	NA	NA
Endosulfan II	NA	NA	NA	NA	ND	ND	NA	NA	NA	NA	NA	NA	NA	NA	NA	NA	NA	NA	NA	NA	NA
Endosulfan Sulfate	NA	NA	NA	NA	ND	ND	NA	NA	NA	NA	NA	NA	NA	NA	NA	NA	NA	NA	NA	NA	NA
Endrin	NA	NA	NA	NA	ND	ND	NA	NA	NA	NA	NA	NA	NA	NA	NA	NA	NA	NA	NA	NA	NA
Endrin Aldehyde	NA	NA	NA	NA	ND	ND	NA	NA	NA	NA	NA	NA	NA	NA	NA	NA	NA	NA	NA	NA	NA
Heptachlor	NA	NA	NA	NA	ND	ND	NA	NA	NA	NA	NA	NA	NA	NA	NA	NA	NA	NA	NA	NA	NA
Heptachlor Epoxide	NA	NA	NA	NA	ND	ND	NA	NA	NA	NA	NA	NA	NA	NA	NA	NA	NA	NA	NA	NA	NA
Methoxychlor	NA	NA	NA	NA	ND	ND	NA	NA	NA	NA	NA	NA	NA	NA	NA	NA	NA	NA	NA	NA	NA
Toxaphene	NA	NA	NA	NA	ND	ND	NA	NA	NA	NA	NA	NA	NA	NA	NA	NA	NA	NA	NA	NA	NA
PCB-1016	NA	NA	NA	NA	ND	ND	NA	NA	NA	NA	NA	NA	NA	NA	NA	NA	NA	NA	NA	NA	NA
PCB-1221	NA	NA	NA	NA	ND	ND	NA	NA	NA	NA	NA	NA	NA	NA	NA	NA	NA	NA	NA	NA	NA
PCB-1231	NA	NA	NA	NA	ND	ND	NA	NA	NA	NA	NA	NA	NA	NA	NA	NA	NA	NA	NA	NA	NA
PCB-1242	NA	NA	NA	NA	ND	ND	NA	NA	NA	NA	NA	NA	NA	NA	NA	NA	NA	NA	NA	NA	NA
PCB-1248	NA	NA	NA	NA	ND	ND	NA	NA	NA	NA	NA	NA	NA	NA	NA	NA	NA	NA	NA	NA	NA
PCB-1254	NA	NA	NA	NA	ND	ND	NA	NA	NA	NA	NA	NA	NA	NA	NA	NA	NA	NA	NA	NA	NA
PCB-1260	NA	NA	NA	NA	ND	ND	NA	NA	NA	NA	NA	NA	NA	NA	NA	NA	NA	NA	NA	NA	NA
oil & grease (EPA Method 8520C)	NA	NA	ND	ND	ND	ND	NA	NA	NA	NA	NA	NA	NA	ND	ND	NA	NA	NA	ND	ND	ND
Hydrocarbons (EPA Method 8520F)	NA	NA	NA	NA	ND	ND	NA	NA	NA	NA	NA	NA	NA	NA	NA	NA	NA	NA	NA	NA	NA

ND = Not Detected D = Duplicate WS-1 - Elevator Shaft Sump Sample
 NA = Not Analyzed R = Replicate WS-2 - X-ray Pit Sump Sample
 Shaded Area Indicates Recent Sampling Results



**GROUNDWATER CONTOURS
AND ELEVATIONS (FEET MSL)**
July 30, 1996

ENVIRONMENTAL MANAGEMENT & ENGINEERING INC.	
Birmingham, AL	Houston, TX
Description: FIGURE 3	
GROUNDWATER LEVELS AND GRADIENT	
Date: 8/16/96	Project No.: DRS-95-E942
Drawn By: GP/MKH	Scale: NTS

TABLE 2
STATIC WATER LEVEL READINGS

WELL	DATE	TOC	WLR	SWL
MW-1	3/2/92	20.72	4.28	16.44
	3/26/92		4.89	15.83
	10/15/92		7.22	13.5
	8/18/95		8.52	12.2
	9/14/95		6.71	14.01
	11/17/95		7.03	13.69
	1/9/96		6.12	14.6
	4/11/96		6.04	14.68
	7/30/96		6.16	14.56
MW-2	3/2/92	15.95	7.9	8.05
	3/26/92		6.1	9.85
	10/15/95		7.42	8.53
	8/18/95		6.65	9.3
	9/14/95		8.16	7.79
	11/17/95		8.94	7.01
	1/9/96		7.82	8.13
	4/11/96		7.82	8.13
	7/30/96		7.42	8.53
MW-3	3/2/92	16.95	9.22	7.76
	3/26/92		8.38	8.6
	10/15/95		9.32	7.66
	8/18/95		9.28	7.7
	9/14/95		9	7.95
	11/17/95		9.3	7.68
	1/9/96		9.08	7.87
	4/11/96		8.03	8.92
	7/30/96		8.86	8.09

NOTE: TOC - TOP OF CASING, MEAN SEA LEVEL
WLR - WATER LEVEL READING, FEET
SWL - STATIC WATER LEVEL, FEET ABOVE MEAN SEA LEVEL

In addition to quarterly groundwater monitoring, Grove conducts semi-annual discharge monitoring in accordance with East Bay Municipal Utilities District discharge requirements. Groundwater which infiltrates an elevator sump is discharged to the sanitary sewer after treatment by air-stripping. Grove collected both pre- and post-treatment samples on June 27, 1996. The pre-treatment sample was found to contain TCE at a concentration of 58 $\mu\text{g}/\text{L}$. The post-treatment sample did not contain detectable concentrations of any VOC's. The analytical reports for the discharge monitoring event are included herein as Attachment 4.

IV. Summary and Recommendations

As mentioned previously, the results of the July 1996 monitoring event continue to indicate lower concentrations of TCE. The TCE concentrations in the sample MW-3 and duplicate sample MW-3D showed a reduction of TCE from 1400 $\mu\text{g}/\text{L}$ and 1100 $\mu\text{g}/\text{L}$ (January 1996) to 810 $\mu\text{g}/\text{L}$ and 710 $\mu\text{g}/\text{L}$ respectively. Both the analytical results and static groundwater level data continue to indicate that the groundwater contamination is a migrating slug of TCE from an off-site source(s). Grove proposes continued quarterly monitoring until such time that there is a sufficient data base on which to draw further conclusions.

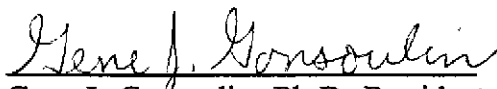
V. Qualifications of Lead Professionals


Founder and President of EME, Dr. Gene Gonsoulin has over twenty-five years of Environmental and Natural Resource Management education and work experience and has provided services to numerous major industry projects, industry trade organizations, and state and federal governmental agencies. He has honed a broad array of specialized skills that provides sound environmental and natural resource management consulting and professional guidance for EME's technical staff. Included in his work experience are many years of direct employment/involvement in the oil and gas, drilling, production and natural gas transmission industry for domestic and international operations as well as continuing consulting work for a number of large companies both here and abroad.


Mr. Kevin Holloran, an Environmental Specialist with EME, has ten (10) years experience in the environmental field in both the regulatory and consulting aspects of the industry. He has extensive experience in the performance of environmental site assessments including both regulatory research and site work in the United States, Canada, Scotland, England and Belgium.


Ms. Robin Spencer has 16 years experience in the environmental engineering field. She is a Certified Hazardous Materials Manager and a Registered Environmental Assessor in the State of California.


Ms. Elyse Heilshorn is a consulting environmental engineer and a registered civil engineer (No. C036567) in the State of California, a Certified Hazardous Materials Manager, and a Registered Environmental Assessor. She has 18 years experience in the environmental field as an engineer and a chemist.


Gene J. Gonsoulin, Ph.D, President
Environmental Management &
Engineering, Inc.


Michael Kevin Holloran, Environmental
Specialist
Environmental Management &
Engineering, Inc.


Robin K. Spencer, CHMM, R.E.A.


Elyse D. Heilshorn
Registered Civil Engineer No. C036567



**ATTACHMENT 1 – Alameda County Health
Services Correspondence
Dated June 29, 1995**

ALAMEDA COUNTY
HEALTH CARE SERVICES
AGENCY



FAXED

cc: Bill Tallent

JUL 7 - 1995

DAVID J. KEARS, Agency Director

RAFAT A. SHAHID, DIRECTOR

June 29, 1995

Grove Valve and
Regulator Company
Executive Office

DEPARTMENT OF ENVIRONMENTAL HEALTH
State Water Resources Control Board
Division of Clean Water Programs
UST Local Oversight Program
1131 Harbor Bay Parkway
Alameda, CA 94502-6577
(510) 567-6700

Mr. Kenneth Banks
Grove Valve and Regulator Company
6529 Hollis Street
Emeryville, California 94608

RE: Soil and Groundwater Contamination at Grove Valve and
Regulator Company - 6529 Hollis Street, Emeryville, CA 94608

Dear Mr. Banks:

The Alameda County Department of Environmental Health, Environmental Protection Division has recently reviewed the Work Plan - Status of Environmental Investigation of Soil and Groundwater (April 1995) prepared by Robin Spencer for the referenced site.

The following are issues that must be addressed regarding the soil and groundwater investigation at the subject site:

- 1) The extent of the soil and groundwater contamination remains undefined. The latest sampling event (April 1995) revealed that the three on site monitoring wells detected trichloroethene (TCE) up to 800 ppb in MW-3 which appeared to be the downgradient well. Vinyl chloride (9 ppb) and dichloroethene (28 ppb) were also detected in MW-3. A work plan must be submitted to determine the vertical and lateral extent of the soil and groundwater contamination.
- 2) The source of the soil and groundwater contamination at the site must be identified. Review of our files for the subject site indicated that chlorinated solvents (1,1,1 trichloroethane) had been used at the site.
- 3) Monitoring well MW-4 showed 98 ppb trichloroethene during the 10/15/92 sampling event. Please provide any other existing groundwater data for this well including copies of the boring log and monitoring well construction diagram. Additionally, the location of the well (MW-4) must be identified in the site map.
- 4) All the wells must be sampled every quarter and analyzed for the following target compounds: TPH as oil and grease, aromatic volatile hydrocarbons (8020) and halogenated volatile organics (8010).
- 5) Groundwater elevation must be measured and incorporated in the quarterly monitoring program to verify groundwater flow direction at the subject site.

Response to all the issues mentioned above including the work plan submittal must be provided to this office no later than August 21, 1995.

Mr. Kenneth Banks
RE: 6529 Hollis Street, Emeryville CA 94608
June 29, 1995
Page 2 of 2


Until cleanup is complete, you will need to submit quarterly reports to this office and the following items must be incorporated in your future reports or workplans:

- a cover letter from the responsible party stating the accuracy of the report and whether he/she concurs with the conclusions and recommendations in the report or workplan
- site map delineating contamination contours for soil and groundwater based on recent data should be included and the status of the investigation and cleanup must be identified
- proposed continuing or next phase of investigation / cleanup activities must be included to inform this department of the responsible party's intention
- any changes in the groundwater flow direction and gradient based on the measured data since the last sampling event must be explained
- historical records of groundwater level in each well must be tabulated to indicate the fluctuation in water levels
- tabulate analytical results from all previous sampling events; provide laboratory reports (including quality control/quality assurance) and chain of custody documentation

All reports and proposals must be submitted under seal of a California Registered Geologist or Registered Civil Engineer with a statement of qualifications for each lead professionals involved with the project.

Please contact me at (510) 567-6780 if you have any questions concerning this letter.

Sincerely,



Susan L. Hugo
Senior Hazardous Materials Specialist

cc: Rafat A. Shahid, Director, Environmental Health
Jun Makishima, Acting Chief, Environmental Protection
Division / file
Gil Jensen, Alameda County District Attorney's Office
Sum Arigala, San Francisco Bay RWQCB
Robin Spencer, 6 Via San Inigo, Orinda, CA 94563

ATTACHMENT 2 – "Field Activity Report"
Environmental Sampling
Services, July 1996



**FIELD ACTIVITY REPORT
FOR JULY 1996 QUARTERLY
GROUNDWATER MONITORING AT
GROVE VALVE AND REGULATOR COMPANY, EMERYVILLE, CA**

ESS Personnel: Jacki Lee & Stephen Penman
Duration of Activities: July 30, 1996

Water Level Measurements

Static water level and total well depth of three monitoring wells were measured prior to well evacuation. Water level and total well depth measurements were referenced to the surveyor's mark on each well casing (Table 1). All readings were performed with a Solinst® water level indicator.

Sampling Procedures


Three monitoring wells (MW-1, MW-2, and MW-3) were purged and sampled. The monitoring wells were evacuated using a centrifugal pump and dedicated hose. Following evacuation of four casing volumes, each monitoring well was sampled for volatile organics by EPA Method 8010/8020 and Oil & Grease by EPA Method 5520C.

All samples were collected into pre-preserved, laboratory-supplied sample containers. All samples were submitted to American Environmental Network in Pleasant Hill, California.

Each length of hose is stored in labeled plastic bags and kept on site for future use.

QA/QC

As directed by Grove Valve and Regulator, one QA/QC sample was collected. A duplicate of monitoring well MW-3 was collected and labeled "MW-3-DUP". In addition, a Travel Blank for EPA Method 8010/8020 was supplied by the laboratory. The Travel Blank remained with sample containers throughout the sampling event and during shipment. All samples were inserted into glass protection material, sealed in ziplock bags, and placed in a chilled ice chest for storage and shipment.



**Environmental
Sampling Services**

Chain of Custody (COC) Forms

Sample handling was conducted under strict chain of custody procedures. The COC included an analysis request section, sample date and time, and well identification. A carbon copy of the COC is enclosed.

As requested, a copy of the laboratory results are to be faxed to Environmental Management and Engineering Inc., Attention: Mr. Gene Gonsoulin at (205) 940-7701.


Disposal of Purged Groundwater

The Groundwater generated from well purging was discharged and stored into three 55 gallon drums.

Comments

The lock at monitoring well MW-3 was unlocked during well inspection. In addition, the lock could not be relocked due to heavy corrosion. During the next scheduled event, ESS will replace the lock and charge accordingly.

All work was performed under satisfactory workmanship and according to Grove Valve and Regulator's directive.


Jacqueline Lee
President

encl

Table 1
Chain of Custody
Well Sample Log Sheets



**Environmental
Sampling Services**

**TABLE 1: SUMMARY OF JULY 1996 QUARTERLY
GROUNDWATER MONITORING AT
GROVE VALVE AND REGULATOR COMPANY,
EMERYVILLE, CA**

Well I.D.	Initial Water Level (ft) (measured 7/30/96)	Total Well Depth (ft)	Total Gallons Removed	Equivalent Casing Volume
MW-1	6.16	24.94	59	4.79
MW-2	7.42	24.32	51	4.59
MW-3	8.86	24.84	46	4.42

Environmental Sampling Services
WELL SAMPLE LOG SHEET

Well Identification: DW-2
Date(s): 7/20/96

Project Name: Grove Valve Client Project Number: PB 60946
Well Description: 2" 4" 6" Well Type: PVC Stainless Steel
Is well secured? YES NO Type of lock / lock-number: Dolphin 1600
Observations/Comments:

Purge Method: Teflon Disposable Bailer Centrifugal pump GRUNDFOS Redi-Flow pump Other:
Pump lines: NEW/CLEANED/DEDICATED Bailer lines: NEW CLEANED
Method of cleaning pump: Alconox Liquidnox Tap Water DI Rinse Other:
Method of cleaning bailer: Alconox Liquidnox Tap Water DI Rinse Other:

Sampling Method: Teflon Disp. Tef. bailer Disp. PVC bailer Redi-Flow 2 pump Other:
pH Meter Serial Number: 217254 Specific Conductance Meter Serial Number: P9914571
Date(s) Calibrated: 7/20/96 Specific Conductance Meter Red-lined: YES NO
Method to measure water level: Salostat Product Thickness: NA
Water Level at Start: 7.42 Water Level Prior to Sampling: 18.2

TD- 24.22 minus 7.42 = 16.9 times K = 11.1 gallons/one casing volume
4 times 11.1 = 44.4 gallons for 4 casing volumes
K = 0.163 (2" well) K = 0.653 (4" well) K = 1.66 (6" well)

FIELD WATER QUALITY PARAMETERS

Date	Time	Discharge (gallons)	pH	Temp. (°C)	Specific Conductance (umhos/cm)	Turbidity (NTU's)	Color	Comments
7/30	09:55	5	6.14	18.7	3950	30	clear	
	09:59	15	6.21	18.5	3640	46	clear	
	10:02	25	6.26	18.2	3580	74	clear	Dis. 25 gals.
	10:35	35	6.42	18.2	3620	7100	clear	
	10:37	40	6.38	18.3	3700	7100	clear	Dis. 40 gals.
	11:06	45	6.31	18.1	3700	69	clear	
	11:08	50	6.36	18.1	2720	7100	clear	
	11:57	Aft. Sample	6.50	18.5	3600	25	clear	

Total Discharge: 51 gallons Casing Volumes Removed: 4.59

Method of disposal of discharged water:
Date/Time sampled: 7/20/96 @ 11:55 Analysis: 8010/1020 (3 vol's w/ Hcl), 011/26/01
(EPA 5520 2-16-Hcl)

Comments:
QA/QC: S. P. ... as Eq. Blank Duplicate MS/MSD Split
Sampled By: S. P. ...

Environmental Sampling Services
4650 Alhambra Ave, Martinez, CA 94553
Tel/Fax: (510) 372-8308

**ATTACHMENT 3 – Laboratory Analytical
Reports for Groundwater
Monitoring Events**

American Environmental Network

Certificate of Analysis

AIHA Accreditation: 1113

DOHS Certification: 1172

PAGE 1

GROVE VALVE & REGULATOR CO.
6529 HOLLIS STREET
EMERYVILLE, CA 94608

ATTN: BILL TALLENT
CLIENT PROJ. ID: -

P.O. NUMBER: PB55786


PROJECT SUMMARY:

On August 18, 1995, this laboratory received 3 water sample(s).

Client requested sample(s) be analyzed for organic parameters. Results of analysis are summarized on the following page(s). Please see quality control report for a summary of QC data pertaining to this project.

Samples will be stored for 30 days after completion of analysis, then disposed of in accordance with State and Federal regulations. Samples may be archived by prior arrangement.

If you have any questions, please contact Client Services at (510) 930-9090.


Larry Klein
Laboratory Director

GROVE VALVE & REGULATOR CO.

SAMPLE ID: MW-1
 AEN LAB NO: 9508245-01
 AEN WORK ORDER: 9508245
 CLIENT PROJ. ID: -

DATE SAMPLED: 08/18/95
 DATE RECEIVED: 08/18/95
 REPORT DATE: 09/06/95

ANALYTE	METHOD/ CAS#	RESULT	REPORTING LIMIT	UNITS	DATE ANALYZED
VOCs in Water by 8240	EPA 8240				
Acetone	67-64-1	ND	100	ug/L	08/23/95
Benzene	71-43-2	ND	5	ug/L	08/23/95
Bromodichloromethane	75-27-4	ND	5	ug/L	08/23/95
Bromoform	75-25-2	ND	5	ug/L	08/23/95
Bromomethane	74-83-9	ND	10	ug/L	08/23/95
2-Butanone	78-93-3	ND	100	ug/L	08/23/95
Carbon Disulfide	75-15-0	ND	10	ug/L	08/23/95
Carbon Tetrachloride	56-23-5	ND	5	ug/L	08/23/95
Chlorobenzene	108-90-7	ND	5	ug/L	08/23/95
Chloroethane	75-00-3	ND	10	ug/L	08/23/95
2-Chloroethyl Vinyl Ether	110-75-8	ND	10	ug/L	08/23/95
Chloroform	67-66-3	ND	5	ug/L	08/23/95
Chloromethane	74-87-3	ND	10	ug/L	08/23/95
Dibromochloromethane	124-48-1	ND	5	ug/L	08/23/95
1,1-Dichloroethane	75-34-3	ND	5	ug/L	08/23/95
1,2-Dichloroethane	107-06-2	ND	5	ug/L	08/23/95
1,1-Dichloroethene	75-35-4	ND	5	ug/L	08/23/95
cis-1,2-Dichloroethene	156-59-2	12 *	5	ug/L	08/23/95
trans-1,2-Dichloroethene	156-60-5	ND	5	ug/L	08/23/95
1,2-Dichloropropane	78-87-5	ND	5	ug/L	08/23/95
cis-1,3-Dichloropropene	10061-01-5	ND	5	ug/L	08/23/95
trans-1,3-Dichloropropene	10061-02-6	ND	5	ug/L	08/23/95
Ethylbenzene	100-41-4	ND	5	ug/L	08/23/95
2-Hexanone	591-78-6	ND	50	ug/L	08/23/95
Methylene Chloride	75-09-2	ND	20	ug/L	08/23/95
4-Methyl-2-pentanone	108-10-1	ND	50	ug/L	08/23/95
Styrene	100-42-5	ND	5	ug/L	08/23/95
1,1,2,2-Tetrachloroethane	79-34-5	ND	5	ug/L	08/23/95
Tetrachloroethene	127-18-4	ND	5	ug/L	08/23/95
Toluene	108-88-3	ND	5	ug/L	08/23/95
1,1,1-Trichloroethane	71-55-6	ND	5	ug/L	08/23/95
1,1,2-Trichloroethane	79-00-5	ND	5	ug/L	08/23/95
Trichloroethene	79-01-6	46 *	5	ug/L	08/23/95
Vinyl Acetate	108-05-4	ND	50	ug/L	08/23/95
Vinyl Chloride	75-01-4	ND	10	ug/L	08/23/95
Xylenes, Total	1330-20-7	ND	10	ug/L	08/23/95

ND = Not detected at or above the reporting limit
 * = Value at or above reporting limit

GROVE VALVE & REGULATOR CO.

SAMPLE ID: MW-2
 AEN LAB NO: 9508245-02
 AEN WORK ORDER: 9508245
 CLIENT PROJ. ID: -

DATE SAMPLED: 08/18/95
 DATE RECEIVED: 08/18/95
 REPORT DATE: 09/06/95

ANALYTE	METHOD/ CAS#	RESULT	REPORTING LIMIT	UNITS	DATE ANALYZED
VOCs in Water by 8240	EPA 8240				
Acetone	67-64-1	ND	100	ug/L	08/23/95
Benzene	71-43-2	ND	5	ug/L	08/23/95
Bromodichloromethane	75-27-4	ND	5	ug/L	08/23/95
Bromoform	75-25-2	ND	5	ug/L	08/23/95
Bromomethane	74-83-9	ND	10	ug/L	08/23/95
2-Butanone	78-93-3	ND	100	ug/L	08/23/95
Carbon Disulfide	75-15-0	ND	10	ug/L	08/23/95
Carbon Tetrachloride	56-23-5	ND	5	ug/L	08/23/95
Chlorobenzene	108-90-7	ND	5	ug/L	08/23/95
Chloroethane	75-00-3	ND	10	ug/L	08/23/95
2-Chloroethyl Vinyl Ether	110-75-8	ND	10	ug/L	08/23/95
Chloroform	67-66-3	ND	5	ug/L	08/23/95
Chloromethane	74-87-3	ND	10	ug/L	08/23/95
Dibromochloromethane	124-48-1	ND	5	ug/L	08/23/95
1,1-Dichloroethane	75-34-3	ND	5	ug/L	08/23/95
1,2-Dichloroethane	107-06-2	ND	5	ug/L	08/23/95
1,1-Dichloroethene	75-35-4	ND	5	ug/L	08/23/95
cis-1,2-Dichloroethene	156-59-2	ND	5	ug/L	08/23/95
trans-1,2-Dichloroethene	156-60-5	ND	5	ug/L	08/23/95
1,2-Dichloropropane	78-87-5	ND	5	ug/L	08/23/95
cis-1,3-Dichloropropene	10061-01-5	ND	5	ug/L	08/23/95
trans-1,3-Dichloropropene	10061-02-6	ND	5	ug/L	08/23/95
Ethylbenzene	100-41-4	ND	5	ug/L	08/23/95
2-Hexanone	591-78-6	ND	50	ug/L	08/23/95
Methylene Chloride	75-09-2	ND	20	ug/L	08/23/95
4-Methyl-2-pentanone	108-10-1	ND	50	ug/L	08/23/95
Styrene	100-42-5	ND	5	ug/L	08/23/95
1,1,2,2-Tetrachloroethane	79-34-5	ND	5	ug/L	08/23/95
Tetrachloroethene	127-18-4	ND	5	ug/L	08/23/95
Toluene	108-88-3	ND	5	ug/L	08/23/95
1,1,1-Trichloroethane	71-55-6	ND	5	ug/L	08/23/95
1,1,2-Trichloroethane	79-00-5	ND	5	ug/L	08/23/95
Trichloroethene	79-01-6	ND	5	ug/L	08/23/95
Vinyl Acetate	108-05-4	ND	50	ug/L	08/23/95
Vinyl Chloride	75-01-4	ND	10	ug/L	08/23/95
Xylenes, Total	1330-20-7	ND	10	ug/L	08/23/95

ND = Not detected at or above the reporting limit
 * = Value at or above reporting limit

GROVE VALVE & REGULATOR CO.

SAMPLE ID: MW-3
AEN LAB NO: 9508245-03
AEN WORK ORDER: 9508245
CLIENT PROJ. ID: -

DATE SAMPLED: 08/18/95
DATE RECEIVED: 08/18/95
REPORT DATE: 09/06/95

ANALYTE	METHOD/ CAS#	RESULT	REPORTING LIMIT	UNITS	DATE ANALYZED
VOCs in Water by 8240	EPA 8240				
Acetone	67-64-1	ND	100	ug/L	08/23/95
Benzene	71-43-2	ND	5	ug/L	08/23/95
Bromodichloromethane	75-27-4	ND	5	ug/L	08/23/95
Bromoform	75-25-2	ND	5	ug/L	08/23/95
Bromomethane	74-83-9	ND	10	ug/L	08/23/95
2-Butanone	78-93-3	ND	100	ug/L	08/23/95
Carbon Disulfide	75-15-0	ND	10	ug/L	08/23/95
Carbon Tetrachloride	56-23-5	ND	5	ug/L	08/23/95
Chlorobenzene	108-90-7	ND	5	ug/L	08/23/95
Chloroethane	75-00-3	ND	10	ug/L	08/23/95
2-Chloroethyl Vinyl Ether	110-75-8	ND	10	ug/L	08/23/95
Chloroform	67-66-3	ND	5	ug/L	08/23/95
Chloromethane	74-87-3	ND	10	ug/L	08/23/95
Dibromochloromethane	124-48-1	ND	5	ug/L	08/23/95
1,1-Dichloroethane	75-34-3	ND	5	ug/L	08/23/95
1,2-Dichloroethane	107-06-2	ND	5	ug/L	08/23/95
1,1-Dichloroethene	75-35-4	ND	5	ug/L	08/23/95
cis-1,2-Dichloroethene	156-59-2	19 *	5	ug/L	08/23/95
trans-1,2-Dichloroethene	156-60-5	ND	5	ug/L	08/23/95
1,2-Dichloropropane	78-87-5	ND	5	ug/L	08/23/95
cis-1,3-Dichloropropene	10061-01-5	ND	5	ug/L	08/23/95
trans-1,3-Dichloropropene	10061-02-6	ND	5	ug/L	08/23/95
Ethylbenzene	100-41-4	ND	5	ug/L	08/23/95
2-Hexanone	591-78-6	ND	50	ug/L	08/23/95
Methylene Chloride	75-09-2	ND	20	ug/L	08/23/95
4-Methyl-2-pentanone	108-10-1	ND	50	ug/L	08/23/95
Styrene	100-42-5	ND	5	ug/L	08/23/95
1,1,2,2-Tetrachloroethane	79-34-5	ND	5	ug/L	08/23/95
Tetrachloroethene	127-18-4	ND	5	ug/L	08/23/95
Toluene	108-88-3	ND	5	ug/L	08/23/95
1,1,1-Trichloroethane	71-55-6	ND	5	ug/L	08/23/95
1,1,2-Trichloroethane	79-00-5	ND	5	ug/L	08/25/95
Trichloroethene	79-01-6	1,400 *	5	ug/L	08/23/95
Vinyl Acetate	108-05-4	ND	50	ug/L	08/23/95
Vinyl Chloride	75-01-4	ND	10	ug/L	08/23/95
Xylenes, Total	1330-20-7	ND	10	ug/L	08/23/95

ND = Not detected at or above the reporting limit
* = Value at or above reporting limit

AEN (CALIFORNIA)
QUALITY CONTROL REPORT

AEN JOB NUMBER: 9508245

CLIENT PROJECT ID: -

Quality Control and Project Summary

All laboratory quality control parameters were found to be within established limits.

Definitions

Laboratory Control Sample (LCS)/Method Spike(s): Control samples of known composition. LCS and Method Spike data are used to validate batch analytical results.

Matrix Spike(s): Aliquot of a sample (aqueous or solid) with added quantities of specific compounds and subjected to the entire analytical procedure. Matrix spike and matrix spike duplicate QC data are advisory.

Method Blank: An analytical control consisting of all reagents, internal standards, and surrogate standards carried through the entire analytical process. Used to monitor laboratory background and reagent contamination.

Not Detected (ND): Not detected at or above the reporting limit.

Relative Percent Difference (RPD): An indication of method precision based on duplicate analysis.

Reporting Limit (RL): The lowest concentration routinely determined during laboratory operations. The RL is generally 1 to 10 times the Method Detection Limit (MDL). Reporting limits are matrix, method, and analyte dependent and take into account any dilutions performed as part of the analysis.

Surrogates: Organic compounds which are similar to analytes of interest in chemical behavior, but are not found in environmental samples. Surrogates are added to all blanks, calibration and check standards, samples, and spiked samples. Surrogate recovery is monitored as an indication of acceptable sample preparation and instrumental performance.

D: Surrogates diluted out.

#: Indicates result outside of established laboratory QC limits.

QUALITY CONTROL DATA

METHOD: EPA 8240

AEN JOB NO: 9508245
INSTRUMENT: 13
MATRIX: WATER

Surrogate Standard Recovery Summary

Date Analyzed	Client Id.	Lab Id.	Percent Recovery		
			1,2-Dichloroethane-d ₄	Toluene-d ₈	p-Bromofluorobenzene
08/23/95	MW-1	01	77	102	94
08/23/95	MW-2	02	80	101	95
08/23/95	MW-3	03	83	98	95
QC Limits:			76-114	88-110	86-115

DATE ANALYZED: 08/23/95
SAMPLE SPIKED: 9508149-04
INSTRUMENT: 13

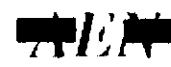
Matrix Spike Recovery Summary

Analyte	Spike Added (ug/L)	Average Percent Recovery	RPD	QC Limits	
				Percent Recovery	RPD
1,1-Dichloroethene	50	84	10	59-155	25
Trichloroethene	50	96	6	71-157	25
Benzene	50	94	2	37-151	25
Toluene	50	95	<1	47-150	25
Chlorobenzene	50	103	5	37-160	25

Daily method blanks for all associated analytical runs showed no contamination at or above the reporting limit.

*** END OF REPORT ***

8:30 NO. 004 P. 03E
Sep 13 568-5731
HOUSTON



1. Client: Gate Valve
 Address: 6529 Hollis St.
Emeryville, CA 94608
 Contact: Bill Tallent
 Alt. Contact:

3440 Vincent Road, Pleasant Hill, CA 94523
 Phone (510) 930 9000
 FAX (510) 930 0256

REQUEST FOR ANALYSIS / CHAIN OF CUSTODY

Lab Job Number: 9508295
 Lab Destination: AEN Pleasant Hill
 Date Samples Shipped: 8-19-95
 Lab Contact: Robin
 Date Results Required: 8-22-95 (see/call Bill Tallent)
 Date Report Required: call Bill Tallent (510) 655-7700 x2111
 Client Phone No.: 510-655-7700
 Client FAX No.: 510-308-4048

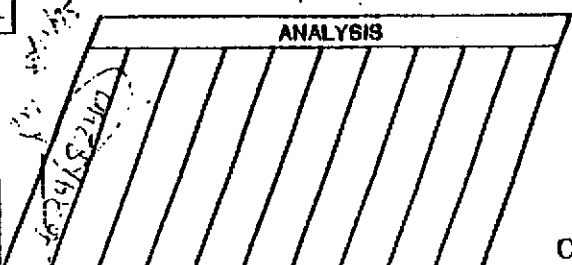
2. Address Report To:
Bill Talent
Gate Valve + Regulator Co.
6529 Hollis St.
Emeryville, CA 94608

3. Send Invoice To:
same

Send Report To: 1 2 (Circle one)

Client P.O. No.: _____ Client Project I.D. No.: _____

Sample Team Member (s) Jacki Lee



Lab Number	Client Sample Identification	Air Volume	Date/Time Collected	Sample Type	Pres.	No. of Cont.	Type of Cont.								Comments / Hazards
0100	MW-1		8/19/95 11:30	w/7	HCl	2	VOC	X							
0200	MW-2		8/19/95 12:35	w/1	HCl	2	VOC	X							
0300	MW-3		8/19/95 13:20	w/2	HCl	2	VOC	X							
			8/19/95												

Relinquished by: (Signature) <u>[Signature]</u>	DATE <u>8/18/95</u>	TIME <u>13:45</u>	Received by: (Signature) <u>Michael E. Miller</u>	DATE <u>8/18/95</u>	TIME <u>15:20</u>
Relinquished by: (Signature) <u>Michael E. Miller</u>	DATE <u>8/18/95</u>	TIME <u>16:25</u>	Received by: (Signature) <u>Jai L. Pruitt</u>	DATE <u>8-18-95</u>	TIME <u>16:25</u>
Relinquished by: (Signature)	DATE	TIME	Received by: (Signature)	DATE	TIME
Method of Shipment <u>AEN COURIER</u>			Lab Comments		

*Sample type (Specify): 1) 37mm 0.8 µm MCEF 2) 25mm 0.8 µm MCEF 3) 25mm 0.4 µm polycarb. filter
 4) PVC filter, diam. _____ pore size _____ 5) Charcoal tube 6) Silica gel tube 7) Water 8) Soil 9) Bulk Sample
 10) Other _____ 11) Other _____

PAGE 1

GROVE VALVE & REGULATOR CO.
6529 HOLLIS STREET
EMERYVILLE, CA 94608

ATTN: BILL TALLENT
CLIENT PROJ. ID: -

P.O. NUMBER: PB55786

PROJECT SUMMARY:

On September 14, 1995, this laboratory received 5 water sample(s).

Client requested sample(s) be analyzed for organic parameters. Results of analysis are summarized on the following page(s). Please see quality control report for a summary of QC data pertaining to this project.

Samples will be stored for 30 days after completion of analysis, then disposed of in accordance with State and Federal regulations. Samples may be archived by prior arrangement.

If you have any questions, please contact Client Services at (510) 930-9090.

Larry Klein
Laboratory Director

GROVE VALVE & REGULATOR CO.

SAMPLE ID: MW-1
 AEN LAB NO: 9509203-01
 AEN WORK ORDER: 9509203
 CLIENT PROJ. ID: -

DATE SAMPLED: 09/14/95
 DATE RECEIVED: 09/14/95
 REPORT DATE: 09/26/95

ANALYTE	METHOD/ CAS#	RESULT	REPORTING LIMIT	UNITS	DATE ANALYZED
Volatile Organic Compounds	EPA 8240				
Acetone	67-64-1	ND	100	ug/L	09/21/95
Benzene	71-43-2	ND	5	ug/L	09/21/95
Bromodichloromethane	75-27-4	ND	5	ug/L	09/21/95
Bromoform	75-25-2	ND	5	ug/L	09/21/95
Bromomethane	74-83-9	ND	10	ug/L	09/21/95
2-Butanone	78-93-3	ND	100	ug/L	09/21/95
Carbon Disulfide	75-15-0	ND	10	ug/L	09/21/95
Carbon Tetrachloride	56-23-5	ND	5	ug/L	09/21/95
Chlorobenzene	108-90-7	ND	5	ug/L	09/21/95
Chloroethane	75-00-3	ND	10	ug/L	09/21/95
2-Chloroethyl Vinyl Ether	110-75-8	ND	10	ug/L	09/21/95
Chloroform	67-66-3	ND	5	ug/L	09/21/95
Chloromethane	74-87-3	ND	10	ug/L	09/21/95
Dibromochloromethane	124-48-1	ND	5	ug/L	09/21/95
1,1-Dichloroethane	75-34-3	ND	5	ug/L	09/21/95
1,2-Dichloroethane	107-06-2	ND	5	ug/L	09/21/95
1,1-Dichloroethene	75-35-4	18 *	5	ug/L	09/21/95
cis-1,2-Dichloroethene	156-59-2	7 *	5	ug/L	09/21/95
trans-1,2-Dichloroethene	156-60-5	ND	5	ug/L	09/21/95
1,2-Dichloropropane	78-87-5	ND	5	ug/L	09/21/95
cis-1,3-Dichloropropene	10061-01-5	ND	5	ug/L	09/21/95
trans-1,3-Dichloropropene	10061-02-6	ND	5	ug/L	09/21/95
Ethylbenzene	100-41-4	ND	5	ug/L	09/21/95
2-Hexanone	591-78-6	ND	50	ug/L	09/21/95
Methylene Chloride	75-09-2	ND	20	ug/L	09/21/95
4-Methyl-2-pentanone	108-10-1	ND	50	ug/L	09/21/95
Styrene	100-42-5	ND	5	ug/L	09/21/95
1,1,2,2-Tetrachloroethane	79-34-5	ND	5	ug/L	09/21/95
Tetrachloroethene	127-18-4	ND	5	ug/L	09/21/95
Toluene	108-88-3	ND	5	ug/L	09/21/95
1,1,1-Trichloroethane	71-55-6	ND	5	ug/L	09/21/95
1,1,2-Trichloroethane	79-00-5	ND	5	ug/L	09/21/95
Trichloroethene	79-01-6	54 *	5	ug/L	09/21/95
Vinyl Acetate	108-05-4	ND	50	ug/L	09/21/95
Vinyl Chloride	75-01-4	ND	10	ug/L	09/21/95
Xylenes, Total	1330-20-7	ND	10	ug/L	09/21/95

ND = Not detected at or above the reporting limit
 * = Value at or above reporting limit

GROVE VALVE & REGULATOR CO.

SAMPLE ID: MW-2
 AEN LAB NO: 9509203-02
 AEN WORK ORDER: 9509203
 CLIENT PROJ. ID: -

DATE SAMPLED: 09/14/95
 DATE RECEIVED: 09/14/95
 REPORT DATE: 09/26/95

ANALYTE	METHOD/ CAS#	RESULT	REPORTING LIMIT	UNITS	DATE ANALYZED
Volatile Organic Compounds	EPA 8240				
Acetone	67-64-1	ND	100	ug/L	09/21/95
Benzene	71-43-2	ND	5	ug/L	09/21/95
Bromodichloromethane	75-27-4	ND	3	ug/L	09/21/95
Bromoform	75-25-2	ND	5	ug/L	09/21/95
Bromomethane	74-83-9	ND	10	ug/L	09/21/95
2-Butanone	78-93-3	ND	100	ug/L	09/21/95
Carbon Disulfide	75-15-0	ND	10	ug/L	09/21/95
Carbon Tetrachloride	56-23-5	ND	5	ug/L	09/21/95
Chlorobenzene	108-90-7	ND	5	ug/L	09/21/95
Chloroethane	75-00-3	ND	10	ug/L	09/21/95
2-Chloroethyl Vinyl Ether	110-75-8	ND	10	ug/L	09/21/95
Chloroform	67-66-3	ND	5	ug/L	09/21/95
Chloromethane	74-87-3	ND	10	ug/L	09/21/95
Dibromochloromethane	124-48-1	ND	5	ug/L	09/21/95
1,1-Dichloroethane	75-34-3	ND	5	ug/L	09/21/95
1,2-Dichloroethane	107-06-2	ND	5	ug/L	09/21/95
1,1-Dichloroethene	75-35-4	ND	5	ug/L	09/21/95
cis-1,2-Dichloroethene	156-59-2	ND	5	ug/L	09/21/95
trans-1,2-Dichloroethene	156-60-5	ND	5	ug/L	09/21/95
1,2-Dichloropropane	78-87-5	ND	5	ug/L	09/21/95
cis-1,3-Dichloropropene	10061-01-5	ND	5	ug/L	09/21/95
trans-1,3-Dichloropropene	10061-02-6	ND	5	ug/L	09/21/95
Ethylbenzene	100-41-4	ND	5	ug/L	09/21/95
2-Hexanone	591-78-6	ND	50	ug/L	09/21/95
Methylene Chloride	75-09-2	ND	20	ug/L	09/21/95
4-Methyl-2-pentanone	108-10-1	ND	50	ug/L	09/21/95
Styrene	100-42-5	ND	5	ug/L	09/21/95
1,1,2,2-Tetrachloroethane	79-34-5	ND	5	ug/L	09/21/95
Tetrachloroethene	127-18-4	ND	5	ug/L	09/21/95
Toluene	108-88-3	ND	5	ug/L	09/21/95
1,1,1-Trichloroethane	71-55-6	ND	5	ug/L	09/21/95
1,1,2-Trichloroethane	79-00-5	ND	5	ug/L	09/21/95
Trichloroethene	79-01-6	ND	5	ug/L	09/21/95
Vinyl Acetate	108-05-4	ND	50	ug/L	09/21/95
Vinyl Chloride	75-01-4	ND	10	ug/L	09/21/95
Xylenes, Total	1330-20-7	ND	10	ug/L	09/21/95

ND = Not detected at or above the reporting limit
 * = Value at or above reporting limit

GROVE VALVE & REGULATOR CO.

SAMPLE ID: MW-3
 AEN LAB NO: 9509203-03
 AEN WORK ORDER: 9509203
 CLIENT PROJ. ID: -

DATE SAMPLED: 09/14/95
 DATE RECEIVED: 09/14/95
 REPORT DATE: 09/26/95

ANALYTE	METHOD/ CAS#	RESULT	REPORTING LIMIT	UNITS	DATE ANALYZED
Volatile Organic Compounds	EPA 8240	ND	1000	ug/L	09/21/95
Acetone	67-64-1	ND	50	ug/L	09/21/95
Benzene	71-43-2	ND	50	ug/L	09/21/95
Bromodichloromethane	75-27-4	ND	50	ug/L	09/21/95
Bromoform	75-25-2	ND	100	ug/L	09/21/95
Bromomethane	74-83-9	ND	1000	ug/L	09/21/95
2-Butanone	78-93-3	ND	100	ug/L	09/21/95
Carbon Disulfide	75-15-0	ND	50	ug/L	09/21/95
Carbon Tetrachloride	56-23-5	ND	50	ug/L	09/21/95
Chlorobenzene	108-90-7	ND	100	ug/L	09/21/95
Chloroethane	75-00-3	ND	100	ug/L	09/21/95
2-Chloroethyl Vinyl Ether	110-75-8	ND	50	ug/L	09/21/95
Chloroform	67-66-3	ND	100	ug/L	09/21/95
Chloromethane	74-87-3	ND	50	ug/L	09/21/95
Dibromochloromethane	124-48-1	ND	50	ug/L	09/21/95
1,1-Dichloroethane	75-34-3	ND	50	ug/L	09/21/95
1,2-Dichloroethane	107-06-2	ND	50	ug/L	09/21/95
1,1-Dichloroethene	75-35-4	ND	50	ug/L	09/21/95
cis-1,2-Dichloroethene	156-59-2	ND	50	ug/L	09/21/95
trans-1,2-Dichloroethene	156-60-5	ND	50	ug/L	09/21/95
1,2-Dichloropropane	78-87-5	ND	50	ug/L	09/21/95
cis-1,3-Dichloropropene	10061-01-5	ND	50	ug/L	09/21/95
trans-1,3-Dichloropropene	10061-02-6	ND	50	ug/L	09/21/95
Ethylbenzene	100-41-4	ND	500	ug/L	09/21/95
2-Hexanone	591-78-6	ND	200	ug/L	09/21/95
Methylene Chloride	75-09-2	ND	500	ug/L	09/21/95
4-Methyl-2-pentanone	108-10-1	ND	50	ug/L	09/21/95
Styrene	100-42-5	ND	50	ug/L	09/21/95
1,1,2,2-Tetrachloroethane	79-34-5	ND	50	ug/L	09/21/95
Tetrachloroethene	127-18-4	ND	50	ug/L	09/21/95
Toluene	108-88-3	ND	50	ug/L	09/21/95
1,1,1-Trichloroethane	71-55-6	ND	50	ug/L	09/21/95
1,1,2-Trichloroethane	79-00-5	1.200 *	50	ug/L	09/21/95
Trichloroethene	79-01-6	ND	500	ug/L	09/21/95
Vinyl Acetate	108-05-4	ND	100	ug/L	09/21/95
Vinyl Chloride	75-01-4	ND	100	ug/L	09/21/95
Xylenes, Total	1330-20-7	ND			

GROVE VALVE & REGULATOR CO.

SAMPLE ID: MW-3
AEN LAB NO: 9509203-03
AEN WORK ORDER: 9509203
CLIENT PROJ. ID: -

DATE SAMPLED: 09/14/95
DATE RECEIVED: 09/14/95
REPORT DATE: 09/26/95

ANALYTE	METHOD/ CAS#	RESULT	REPORTING LIMIT	UNITS	DATE ANALYZED
---------	-----------------	--------	--------------------	-------	------------------

Reporting limits elevated due to high levels of target compounds. Sample run at dilution.

ND = Not detected at or above the reporting limit
* = Value at or above reporting limit

GROVE VALVE & REGULATOR CO.

SAMPLE ID: MW-3-DUP
 AEN LAB NO: 9509203-04
 AEN WORK ORDER: 9509203
 CLIENT PROJ. ID: -

DATE SAMPLED: 09/14/95
 DATE RECEIVED: 09/14/95
 REPORT DATE: 09/26/95

ANALYTE	METHOD/ CAS#	RESULT	REPORTING LIMIT	UNITS	DATE ANALYZED
Volatile Organic Compounds	EPA 8240				
Acetone	67-64-1	ND	1000	ug/L	09/21/95
Benzene	71-43-2	ND	50	ug/L	09/21/95
Bromodichloromethane	75-27-4	ND	50	ug/L	09/21/95
Bromoform	75-25-2	ND	50	ug/L	09/21/95
Bromomethane	74-83-9	ND	100	ug/L	09/21/95
2-Butanone	78-93-3	ND	1000	ug/L	09/21/95
Carbon Disulfide	75-15-0	ND	100	ug/L	09/21/95
Carbon Tetrachloride	56-23-5	ND	50	ug/L	09/21/95
Chlorobenzene	108-90-7	ND	50	ug/L	09/21/95
Chloroethane	75-00-3	ND	100	ug/L	09/21/95
2-Chloroethyl Vinyl Ether	110-75-8	ND	100	ug/L	09/21/95
Chloroform	67-66-3	ND	50	ug/L	09/21/95
Chloromethane	74-87-3	ND	100	ug/L	09/21/95
Dibromochloromethane	124-48-1	ND	50	ug/L	09/21/95
1,1-Dichloroethane	75-34-3	ND	50	ug/L	09/21/95
1,2-Dichloroethane	107-06-2	ND	50	ug/L	09/21/95
1,1-Dichloroethene	75-35-4	ND	50	ug/L	09/21/95
cis-1,2-Dichloroethene	156-59-2	ND	50	ug/L	09/21/95
trans-1,2-Dichloroethene	156-60-5	ND	50	ug/L	09/21/95
1,2-Dichloropropane	78-87-5	ND	50	ug/L	09/21/95
cis-1,3-Dichloropropene	10061-01-5	ND	50	ug/L	09/21/95
trans-1,3-Dichloropropene	10061-02-6	ND	50	ug/L	09/21/95
Ethylbenzene	100-41-4	ND	50	ug/L	09/21/95
2-Hexanone	591-78-6	ND	500	ug/L	09/21/95
Methylene Chloride	75-09-2	ND	200	ug/L	09/21/95
4-Methyl-2-pentanone	108-10-1	ND	500	ug/L	09/21/95
Styrene	100-42-5	ND	50	ug/L	09/21/95
1,1,1,2-Tetrachloroethane	79-34-5	ND	50	ug/L	09/21/95
Tetrachloroethene	127-18-4	ND	50	ug/L	09/21/95
Toluene	108-88-3	ND	50	ug/L	09/21/95
1,1,1-Trichloroethane	71-55-6	ND	50	ug/L	09/21/95
1,1,2-Trichloroethane	79-00-5	ND	50	ug/L	09/21/95
Trichloroethene	79-01-6	1.200 *	50	ug/L	09/21/95
Vinyl Acetate	108-05-4	ND	500	ug/L	09/21/95
Vinyl Chloride	75-01-4	ND	100	ug/L	09/21/95
Xylenes, Total	1330-20-7	ND	100	ug/L	09/21/95

GROVE VALVE & REGULATOR CO.

SAMPLE ID: MW-3-DUP
AEN LAB NO: 9509203-04
AEN WORK ORDER: 9509203
CLIENT PROJ. ID: -

DATE SAMPLED: 09/14/95
DATE RECEIVED: 09/14/95
REPORT DATE: 09/26/95

ANALYTE	METHOD/ CAS#	RESULT	REPORTING LIMIT	UNITS	DATE ANALYZED
---------	-----------------	--------	--------------------	-------	------------------

Reporting limits elevated due to high levels of target compounds. Sample run at dilution.

ND = Not detected at or above the reporting limit
* = Value at or above reporting limit

GROVE VALVE & REGULATOR CO.

SAMPLE ID: TRIP BLANK
 AEN LAB NO: 9509203-05
 AEN WORK ORDER: 9509203
 CLIENT PROJ. ID: -

DATE SAMPLED: 09/14/95
 DATE RECEIVED: 09/14/95
 REPORT DATE: 09/26/95

ANALYTE	METHOD/ CAS#	RESULT	REPORTING LIMIT	UNITS	DATE ANALYZED
Volatile Organic Compounds	EPA 8240				
Acetone	67-64-1	ND	100	ug/L	09/21/95
Benzene	71-43-2	ND	5	ug/L	09/21/95
Bromodichloromethane	75-27-1	ND	5	ug/L	09/21/95
Bromoform	75-25-2	ND	5	ug/L	09/21/95
Bromomethane	74-83-9	ND	10	ug/L	09/21/95
2-Butanone	78-93-3	ND	100	ug/L	09/21/95
Carbon Disulfide	75-15-0	ND	10	ug/L	09/21/95
Carbon tetrachloride	56-23-5	ND	5	ug/L	09/21/95
Chlorobenzene	108-90-7	ND	5	ug/L	09/21/95
Chloroethane	75-00-3	ND	10	ug/L	09/21/95
2-Chloroethyl Vinyl Ether	110-75-8	ND	10	ug/L	09/21/95
Chloroform	67-66-3	ND	5	ug/L	09/21/95
Chloromethane	74-87-3	ND	10	ug/L	09/21/95
Dibromochloromethane	124-48-1	ND	5	ug/L	09/21/95
1,1-Dichloroethane	75-34-3	ND	5	ug/L	09/21/95
1,2-Dichloroethane	107-06-2	ND	5	ug/L	09/21/95
1,1-Dichloroethene	75-35-4	ND	5	ug/L	09/21/95
cis-1,2-Dichloroethene	156-59-2	ND	5	ug/L	09/21/95
trans-1,2-Dichloroethene	156-60-5	ND	5	ug/L	09/21/95
1,2-Dichloropropane	78-87-5	ND	5	ug/L	09/21/95
cis-1,3-Dichloropropene	10061-01-5	ND	5	ug/L	09/21/95
trans-1,3-Dichloropropene	10061-02-6	ND	5	ug/L	09/21/95
Ethylbenzene	100-41-4	ND	5	ug/L	09/21/95
2-Hexanone	591-78-6	ND	50	ug/L	09/21/95
Methylene Chloride	75-09-2	ND	20	ug/L	09/21/95
4-Methyl-2-pentanone	108-10-1	ND	50	ug/L	09/21/95
Styrene	100-42-5	ND	5	ug/L	09/21/95
1,1,2,2-Tetrachloroethane	79-34-5	ND	5	ug/L	09/21/95
Tetrachloroethene	127-18-4	ND	5	ug/L	09/21/95
Toluene	108-88-3	ND	5	ug/L	09/21/95
1,1,1-Trichloroethane	71-55-6	ND	5	ug/L	09/21/95
1,1,2-Trichloroethane	79-00-5	ND	5	ug/L	09/21/95
Trichloroethene	79-01-6	ND	5	ug/L	09/21/95
Vinyl Acetate	108-05-4	ND	50	ug/L	09/21/95
Vinyl Chloride	75-01-4	ND	10	ug/L	09/21/95
Xylenes, Total	1330-20-7	NU	10	ug/L	09/21/95

ND = Not detected at or above the reporting limit
 * = Value at or above reporting limit

AEN (CALIFORNIA)
QUALITY CONTROL REPORT

AEN JOB NUMBER: 9509203

CLIENT PROJECT ID: -

Quality Control and Project Summary

All laboratory quality control parameters were found to be within established limits.

Definitions

Laboratory Control Sample (LCS)/Method Spike(s): Control samples of known composition. LCS and Method Spike data are used to validate batch analytical results.

Matrix Spike(s): Aliquot of a sample (aqueous or solid) with added quantities of specific compounds and subjected to the entire analytical procedure. Matrix spike and matrix spike duplicate QC data are advisory.

Method Blank: An analytical control consisting of all reagents, internal standards, and surrogate standards carried through the entire analytical process. Used to monitor laboratory background and reagent contamination.

Not Detected (ND): Not detected at or above the reporting limit.

Relative Percent Difference (RPD): An indication of method precision based on duplicate analysis.

Reporting Limit (RL): The lowest concentration routinely determined during laboratory operations. The RL is generally 1 to 10 times the Method Detection Limit (MDL). Reporting limits are matrix, method, and analyte dependent and take into account any dilutions performed as part of the analysis.

Surrogates: Organic compounds which are similar to analytes of interest in chemical behavior, but are not found in environmental samples. Surrogates are added to all blanks, calibration and check standards, samples, and spiked samples. Surrogate recovery is monitored as an indication of acceptable sample preparation and instrumental performance.

D: Surrogates diluted out.

#: Indicates result outside of established laboratory QC limits.

QUALITY CONTROL DATA

METHOD: EPA 8240

AEN JOB NO: 9509203
 INSTRUMENT: 13
 MATRIX: WATER

Surrogate Standard Recovery Summary

Date Analyzed	Client Id.	Lab Id.	Percent Recovery		
			1,2-Dichloroethane-d ₄	Toluene-d ₈	p-Bromofluorobenzene
09/21/95	MW-1	01	112	92	90
09/21/95	MW-2	02	113	95	94
09/21/95	MW-3	03	108	94	92
09/21/95	MW-3 DUP	04	112	92	91
09/21/95	TRIP BLANK	05	114	93	93
QC Limits:			76-114	88-110	86-115

DATE ANALYZED: 09/19/95
 SAMPLE SPIKED: 9509150-02
 INSTRUMENT: 13

Matrix Spike Recovery Summary

Analyte	Spike Added (ug/L)	Average Percent Recovery	RPD	QC Limits	
				Percent Recovery	RPD
1,1-Dichloroethene	50	104	<1	59-155	25
Trichloroethene	50	101	8	71-157	25
Benzene	50	95	6	37-151	25
Toluene	50	97	6	47-150	25
Chlorobenzene	50	93	5	37-160	25

Daily method blanks for all associated analytical runs showed no contamination at or above the reporting limit.

*** END OF REPORT ***

P. 53/53

FAX NO. 5109500255

SEN CALIFORNIA

SEP-26-95 TUE 14:58

1. Client: Gate Valve - Regular
 Address: 6529 16th St
Emeryville, CA 94608
 Contact: Bill Tullent
 Alt. Contact: _____

American Environmental Works
 3410 Vincent Road, Pleasant Hill, CA 94523
 Phone (510) 930 9890
 FAX (510) 930 0256

REQUEST FOR ANALYSIS / CHAIN OF CUSTODY
9509203

Lab Job Number: _____
 Lab Destination: _____
 Date Samples Shipped: 9-14-95
 Lab Contact: _____
 Date Results Required: Normal Turnaround
 Date Report Required: _____
 Client Phone No.: _____
 Client FAX No.: _____

Address Report To:
 2. same as above

Send Invoice To:
 3. same as above

Send Report To: 1 or 2 (Check one)

Client P.O. No.: _____ Client Project I.D. No.: _____

Sample Team Member (s): _____

Lab Number	Client Sample Identification	Air Volume	Date/Time Collected	Sample Type*	Pres.	No. of Cont.	Type of Cont.	Comments / Hazards	
01A-C	MW-1		9/14/95	WAB	HCl	1	VOC	<div style="writing-mode: vertical-rl; transform: rotate(180deg); border: 1px solid black; padding: 2px;">EPA 8240</div>	
02A-C	MW-2		↓	↓	↓	"	"		
03A-C	MW-3		↓	↓	↓	"	"		
04A-C	MW-3 DUP		↓	↓	↓	"	"		
05A-B	TRIP BLANK		↓	↓	↓	"	"		
Relinquished by: <u>[Signature]</u>			DATE: <u>9/14/95</u>	TIME: <u>1555</u>	Received by: <u>[Signature]</u>			DATE: <u>9/14/95</u>	TIME: <u>1555</u>
Relinquished by: _____			DATE: _____	TIME: _____	Received by: _____			DATE: _____	TIME: _____
Relinquished by: _____			DATE: _____	TIME: _____	Received by: _____			DATE: _____	TIME: _____
Method of Shipment: <u>Hand Delivered</u>			Lab Comments: _____						

* Sample type (Specify): 1) 37mm 0.8 µm MCEP 2) 25mm 0.8 µm MCEP 3) 25mm 0.4 µm polycarb. filter
 4) PVC filter, diam: _____ pore size _____ 5) Charcoal tube 6) Silica gel tube 7) Water 8) Soil 9) Bulk Sample
 10) Oil or _____ 11) Other _____

GROVE VALVE & REGULATOR CO.

SAMPLE ID: MW-1
 AER LAB NO: 9508245-01
 AER WORK ORDER: 9508245
 CLIENT PROJ. ID: -

DATE SAMPLED: 08/18/95
 DATE RECEIVED: 08/18/95
 REPORT DATE: 08/23/95

ANALYTE	METHOD/ CASE#	RESULT	REPORTING LIMIT	UNITS	DATE ANALYZED
VOCs in Water by 8240	EPA 8240				
Acetone	67-64-1	ND	100	ug/L	08/23/95
Benzene	71-42-2	ND	5	ug/L	08/23/95
Bromodichloromethane	75-27-4	ND	5	ug/L	08/23/95
Bromoform	75-25-2	ND	5	ug/L	08/23/95
Bromomethane	74-83-9	ND	10	ug/L	08/23/95
2-Butanone	78-93-3	ND	100	ug/L	08/23/95
Carbon Disulfide	75-15-0	ND	10	ug/L	08/23/95
Carbon Tetrachloride	56-23-5	ND	5	ug/L	08/23/95
Chlorobenzene	108-90-7	ND	5	ug/L	08/23/95
Chloroethane	75-00-3	ND	10	ug/L	08/23/95
2-Chloroethyl Vinyl Ether	110-75-8	ND	10	ug/L	08/23/95
Chloroform	67-66-3	ND	5	ug/L	08/23/95
Chloromethane	74-87-3	ND	10	ug/L	08/23/95
Dibromochloromethane	124-48-1	ND	5	ug/L	08/23/95
1,1-Dichloroethane	75-34-3	ND	5	ug/L	08/23/95
1,2-Dichloroethane	107-06-2	ND	5	ug/L	08/23/95
1,1-Dichloroethene	75-35-1	ND	5	ug/L	08/23/95
cis-1,2-Dichloroethene	156-59-2	ND	5	ug/L	08/23/95
trans-1,2-Dichloroethene	156-60-5	ND	5	ug/L	08/23/95
1,2-Dichloropropane	78-87-5	ND	5	ug/L	08/23/95
cis-1,3-Dichloropropene	10061-01-5	ND	5	ug/L	08/23/95
trans-1,3-Dichloropropene	10061-02-6	ND	5	ug/L	08/23/95
Ethylbenzene	100-41-4	ND	5	ug/L	08/23/95
2-Hexanone	591-78-6	ND	50	ug/L	08/23/95
Methylene Chloride	75-09-2	ND	20	ug/L	08/23/95
4-Methyl-2-pentanone	108-10-1	ND	50	ug/L	08/23/95
Styrene	100-42-5	ND	5	ug/L	08/23/95
1,1,2,2-Tetrachloroethane	79-34-3	ND	5	ug/L	08/23/95
Tetrachloroethene	127-18-4	ND	5	ug/L	08/23/95
Toluene	108-88-3	ND	5	ug/L	08/23/95
1,1,1-Trichloroethane	71-55-6	ND	5	ug/L	08/23/95
1,1,2-Trichloroethane	79-00-5	ND	5	ug/L	08/23/95
Trichloroethene	79-01-6	ND	5	ug/L	08/23/95
Vinyl Acetate	108-05-4	ND	50	ug/L	08/23/95
Vinyl Chloride	75-01-4	ND	10	ug/L	08/23/95
Xylenes, Total	1330-20-7	ND	10	ug/L	08/23/95

ND = Not detected at or above the reporting limit
 * = Value at or above reporting limit

GROVE VALVE & REGULATOR CO.

SAMPLE ID: MW-2
 AEN LAB NO: 9508245-02
 AEN WORK ORDER: 9508245
 CLIENT PROJ. ID: -

DATE SAMPLED: 08/18/95
 DATE RECEIVED: 08/18/95
 REPORT DATE: 08/23/95

ANALYTE	METHOD/ CAS#	RESULT	REPORTING LIMIT	UNITS	DATE ANALYZED
VOCs in Water by 8240	EPA 8240				
Acetone	67-64-1	ND	100	ug/L	08/23/95
Benzene	71-43-2	ND	5	ug/L	08/23/95
Bromodichloromethane	75-27-4	ND	5	ug/L	08/23/95
Bromoform	75-25-2	ND	5	ug/L	08/23/95
Bromomethane	74-83-9	ND	10	ug/L	08/23/95
2-Butanone	78-93-3	ND	100	ug/L	08/23/95
Carbon Disulfide	75-15-0	ND	10	ug/L	08/23/95
Carbon Tetrachloride	56-23-5	ND	5	ug/L	08/23/95
Chlorobenzene	108-90-7	ND	5	ug/L	08/23/95
Chloroethane	75-00-3	ND	10	ug/L	08/23/95
2-Chloroethyl Vinyl Ether	110-75-2	ND	10	ug/L	08/23/95
Chloroform	67-66-3	ND	5	ug/L	08/23/95
Chloromethane	74-87-3	ND	10	ug/L	08/23/95
Dibromochloromethane	124-48-1	ND	5	ug/L	08/23/95
1,1-Dichloroethane	75-34-2	ND	5	ug/L	08/23/95
1,2-Dichloroethane	107-06-2	ND	5	ug/L	08/23/95
1,1-Dichloroethane	75-35-4	ND	5	ug/L	08/23/95
cis-1,2-Dichloroethane	156-59-2	ND	5	ug/L	08/23/95
trans-1,2-Dichloroethane	156-60-5	ND	5	ug/L	08/23/95
1,2-Dichloropropane	78-87-5	ND	5	ug/L	08/23/95
cis-1,3-Dichloropropane	10061-01-5	ND	5	ug/L	08/23/95
trans-1,3-Dichloropropane	10061-02-6	ND	5	ug/L	08/23/95
Ethylbenzene	100-41-4	ND	5	ug/L	08/23/95
2-Hexanone	591-78-6	ND	50	ug/L	08/23/95
Methylene Chloride	75-09-2	ND	20	ug/L	08/23/95
4-Methyl-2-pentanone	108-10-1	ND	50	ug/L	08/23/95
Styrene	100-42-5	ND	5	ug/L	08/23/95
1,1,2,2-Tetrachloroethane	79-34-5	ND	5	ug/L	08/23/95
Tetrachloroethene	127-18-4	ND	5	ug/L	08/23/95
Toluene	108-88-3	ND	5	ug/L	08/23/95
1,1,1-Trichloroethane	71-55-6	ND	5	ug/L	08/23/95
1,1,2-Trichloroethane	79-00-5	ND	5	ug/L	08/23/95
Trichloroethene	79-01-6	ND	5	ug/L	08/23/95
Vinyl Acetate	108-05-4	ND	50	ug/L	08/23/95
Vinyl Chloride	75-01-4	ND	10	ug/L	08/23/95
Xylenes, Total	1330-20-7	ND	10	ug/L	08/23/95

ND = Not detected at or above the reporting limit
 * = Value at or above reporting limit

GROVE VALVE & REGULATOR CO.

SAMPLE ID: MW-3
 AEN LAB NO: 9508245-03
 AEN WORK ORDER: 9508245
 CLIENT PROJ. ID. -

DATE SAMPLED: 08/18/95
 DATE RECEIVED: 08/18/95
 REPORT DATE: 08/23/95

ANALYTE	METHOD/ CMAA	RESULT	REPORTING LIMIT	UNITS	DATE ANALYZED
VOCs in Water by 8240	EPA 8240				
Acetone	67-64-1	ND	100	ug/L	08/23/95
Benzene	71-43-2	ND	5	ug/L	08/23/95
Bromodichloromethane	75-27-4	ND	5	ug/L	08/23/95
Bromoform	75-25-2	ND	5	ug/L	08/23/95
Bromomethane	74-83-9	ND	10	ug/L	08/23/95
2-Butanone	78-93-3	ND	100	ug/L	08/23/95
Carbon Disulfide	75-15-0	ND	10	ug/L	08/23/95
Carbon Tetrachloride	56-23-5	ND	5	ug/L	08/23/95
Chlorobenzene	108-90-7	ND	5	ug/L	08/23/95
Chloroethane	75-00-3	ND	10	ug/L	08/23/95
2-Chloroethyl Vinyl Ether	110-75-8	ND	10	ug/L	08/23/95
Chloroform	67-66-3	ND	5	ug/L	08/23/95
Chloromethane	74-87-3	ND	10	ug/L	08/23/95
Dibromochloromethane	124-48-1	ND	5	ug/L	08/23/95
1,1-Dichloroethane	75 34-3	ND	5	ug/L	08/23/95
1,2-Dichloroethane	107-06-2	ND	5	ug/L	08/23/95
1,1-Dichloroethene	75-35-4	ND	5	ug/L	08/23/95
cis-1,2-Dichloroethene	156-59-2	ND	5	ug/L	08/23/95
trans-1,2-Dichloroethene	156-60-3	ND	5	ug/L	08/23/95
1,1,1-Trichloroethane	70-133-7	ND	5	ug/L	08/23/95
cis-1,3-Dichloropropene	10061-01-5	ND	5	ug/L	08/23/95
trans-1,3-Dichloropropene	10061-02-6	ND	5	ug/L	08/23/95
Ethylbenzene	100-41-4	ND	5	ug/L	08/23/95
2 Hexanone	591-78-6	ND	50	ug/L	08/23/95
Methylene Chloride	78-09-1	ND	50	ug/L	08/23/95
n-methyl-2-pentanone	188-18-1	ND	50	ug/L	08/23/95
Styrene	100-42-5	ND	5	ug/L	08/23/95
1,1,1,2-Tetrachloroethane	79-34-5	ND	5	ug/L	08/23/95
Tetrachloroethene	137-18-4	ND	5	ug/L	08/23/95
Toluene	108-88-3	ND	5	ug/L	08/23/95
1,1,1-Trichloroethane	71-25-6	ND	5	ug/L	08/23/95
1,1,2-Trichloroethane	79-00-5	ND	5	ug/L	08/23/95
Trichloroethene	79-01-6	(540) *	5	ug/L	08/23/95
Vinyl Acetate	108-05-4	ND	50	ug/L	08/23/95
Vinyl Chloride	75-01-1	ND	20	ug/L	08/23/95
Xylenes, Total	1330-20-7	ND	10	ug/L	08/23/95

ND - Not detected at or above the reporting limit
 * - Value at or above reporting limit

Address: 637 Hollis St.
Emeryville, CA 94608
 Contact: Bill Tallent
 All Contact: _____

3143 Vincent Road, Pleasant Hill, CA 94523
 Phone (510) 930-9057
 FAX (510) 930-0251

REQUEST FOR ANALYSIS / CHAIN OF CUSTODY

Lab Job Number: 9508245
 Lab Destination: AEN, Pleasant Hill
 Date Samples Shipped: 8-19-95
 Lab Contact: Robin
 Date Results Required: 8-22-95 (see/call Bill Tallent)
 Date Report Required: call Bill Tallent (510) 655-7700 x214
 Client Phone No.: 510-655-7700
 Client FAX No.: 510-308-4098

Address Report To:
Bill Tallent
Steve Vabe + Regulator Co.
6529 Hollis St.
Emeryville, CA 94609

Send Invoice To:
same

Order Report To: 0 2 (Circle one)
 Client P.O. No.: _____ Client Project ID. No.: _____
 Sample Team Member(s): Jacki Lee

Lab Number	Client Sample Identification	Air Volume	Date/Time Collected	Sample Type	Pres.	No. of Cont.	Type of Cont.	ANALYSIS	Comments / Hazards
11AB	MW-1		8/18/95 12:30	w(?)	HCl	2	VOC	X	Client notified but TAT available is 42 hrs. after noon. R. Rojas
2AB	MW-2		8/18/95 12:30	w(?)	HCl	2	VOC	X	
3AB	MW-3		8/18/95	w(?)	HCl	2	VOC	X	

Handwritten notes:
 2145
 6245240

Requested by (Signature): <u>[Signature]</u>	DATE: <u>8/18/95</u>	TIME: <u>13:45</u>	Received by (Signature): <u>[Signature]</u>	DATE: <u>8/18/95</u>	TIME: <u>15:20</u>
Requested by (Signature): <u>[Signature]</u>	DATE: <u>8/19/95</u>	TIME: <u>16:25</u>	Received by (Signature): <u>[Signature]</u>	DATE: <u>8-19-95</u>	TIME: <u>16:25</u>
Requested by (Signature): _____	DATE: _____	TIME: _____	Received by (Signature): _____	DATE: _____	TIME: _____

Method of Shipment: AEN COURIER

* Sample type (Specify): 1) 37um 0.8um MCEP 2) 25um 0.8um MCEP 3) 25um 0.4um polycarb. filter
 4) PVC filter, diam. _____ pore size _____ 5) Charcoal tube 6) Silica gel tube 7) Water 8) Soil 9) Bulk Sample
 10) Other _____ 11) Other _____

95-23-95 WED 17:05
 AEN CALIFORNIA
 FAX NO. 5109300255
 P. 05/05

American Environmental Network

Certificate of Analysis

EXXHS Certification: 1172

AIHA Accreditation: 1111

PAGE 1

GROVE VALVE & REGULATOR CO.
11100 WEST AIRPORT BLVD.
STAFFORD, TX 77477-3014

REPORT DATE: 12/01/95

DATE(S) SAMPLED: 11/16/95-11/17/95

DATE RECEIVED: 11/17/95

ATTN: BILL TALLENT
CLIENT PROJ. ID: -

AEN WORK ORDER: 9511290

P.O. NUMBER: PB60146

PROJECT SUMMARY:

On November 17, 1995, this laboratory received 5 water sample(s).

Client requested sample(s) be analyzed for organic parameters. Results of analysis are summarized on the following page(s). Please see quality control report for a summary of QC data pertaining to this project.

Samples will be stored for 30 days after completion of analysis, then disposed of in accordance with State and Federal regulations. Samples may be archived by prior arrangement.

If you have any questions, please contact Client Services at (510) 930-9090.


Larry Klein
Laboratory Director

GROVE VALVE & REGULATOR CO.

SAMPLE ID: TRIP BLANK
 AEN LAB NO: 9511290-01
 AEN WORK ORDER: 9511290
 CLIENT PROJ. ID: -

DATE SAMPLED: 11/16/95
 DATE RECEIVED: 11/17/95
 REPORT DATE: 12/01/95

ANALYTE	METHOD/ CAS#	RESULT	REPORTING LIMIT	UNITS	DATE ANALYZED
Volatile Organic Compounds	EPA 8240				
Acetone	67-64-1	ND	100	ug/L	11/29/95
Benzene	71-43-2	ND	5	ug/L	11/29/95
Bromodichloromethane	75-27-4	ND	5	ug/L	11/29/95
Bromoform	75-25-2	ND	5	ug/L	11/29/95
Bromomethane	74-83-9	ND	10	ug/L	11/29/95
2-Butanone	78-93-3	ND	100	ug/L	11/29/95
Carbon Disulfide	75-15-0	ND	10	ug/L	11/29/95
Carbon Tetrachloride	56-23-5	ND	5	ug/L	11/29/95
Chlorobenzene	108-90-7	ND	5	ug/L	11/29/95
Chloroethane	75-00-3	ND	10	ug/L	11/29/95
2-Chloroethyl Vinyl Ether	110-75-8	ND	10	ug/L	11/29/95
Chloroform	67-66-3	ND	5	ug/L	11/29/95
Chloromethane	74-87-3	ND	10	ug/L	11/29/95
Dibromochloromethane	124-48-1	ND	5	ug/L	11/29/95
1,1-Dichloroethane	75-34-3	ND	5	ug/L	11/29/95
1,2-Dichloroethane	107-06-2	ND	5	ug/L	11/29/95
1,1-Dichloroethene	75-35-4	ND	5	ug/L	11/29/95
cis-1,2-Dichloroethene	156-59-2	ND	5	ug/L	11/29/95
trans-1,2-Dichloroethene	156-60-5	ND	5	ug/L	11/29/95
1,2-Dichloropropane	78-87-5	ND	5	ug/L	11/29/95
cis-1,3-Dichloropropene	10061-01-5	ND	5	ug/L	11/29/95
trans-1,3-Dichloropropene	10061-02-6	ND	5	ug/L	11/29/95
Ethylbenzene	100-41-4	ND	5	ug/L	11/29/95
2-Hexanone	591-78-6	ND	50	ug/L	11/29/95
Methylene Chloride	75-09-2	ND	20	ug/L	11/29/95
4-Methyl-2-pentanone	108-10-1	ND	50	ug/L	11/29/95
Styrene	100-42-5-	ND	5	ug/L	11/29/95
1,1,2,2-Tetrachloroethane	79-34-5	ND	5	ug/L	11/29/95
Tetrachloroethene	127-18-4	ND	5	ug/L	11/29/95
Toluene	108-88-3	ND	5	ug/L	11/29/95
1,1,1-Trichloroethane	71-55-6	ND	5	ug/L	11/29/95
1,1,2-Trichloroethane	79-00-5	ND	5	ug/L	11/29/95
Trichloroethene	79-01-6	ND	5	ug/L	11/29/95
Vinyl Acetate	108-05-4	ND	50	ug/L	11/29/95
Vinyl Chloride	75-01-4	ND	10	ug/L	11/29/95
Xylenes, Total	1330-20-7	ND	10	ug/L	11/29/95

ND = Not detected at or above the reporting limit
 * = Value at or above reporting limit

GROVE VALVE & REGULATOR CO.

SAMPLE ID: MW-1
 AEN LAB NO: 9511290-02
 AEN WORK ORDER: 9511290
 CLIENT PROJ. ID: -

DATE SAMPLED: 11/17/95
 DATE RECEIVED: 11/17/95
 REPORT DATE: 12/01/95

ANALYTE	METHOD/ CAS#	RESULT	REPORTING LIMIT	UNITS	DATE ANALYZED
Volatile Organic Compounds	EPA 8240				
Acetone	67-64-1	ND	100	ug/L	11/29/95
Benzene	71-43-2	ND	5	ug/L	11/29/95
Bromodichloromethane	75-27-4	ND	5	ug/L	11/29/95
Bromoform	75-25-2	ND	5	ug/L	11/29/95
Bromomethane	74-83-9	ND	10	ug/L	11/29/95
2-Butanone	78-93-3	ND	100	ug/L	11/29/95
Carbon Disulfide	75-15-0	ND	10	ug/L	11/29/95
Carbon Tetrachloride	56-23-5	ND	5	ug/L	11/29/95
Chlorobenzene	108-90-7	ND	5	ug/L	11/29/95
Chloroethane	75-00-3	ND	10	ug/L	11/29/95
2-Chloroethyl Vinyl Ether	110-75-8	ND	10	ug/L	11/29/95
Chloroform	67-66-3	ND	5	ug/L	11/29/95
Chloromethane	74-87-3	ND	10	ug/L	11/29/95
Dibromochloromethane	124-48-1	ND	5	ug/L	11/29/95
1,1-Dichloroethane	75-34-3	ND	5	ug/L	11/29/95
1,2-Dichloroethane	107-06-2	ND	5	ug/L	11/29/95
1,1-Dichloroethene	75-35-4	ND	5	ug/L	11/29/95
cis-1,2-Dichloroethene	156-59-2	18 *	5	ug/L	11/29/95
trans-1,2-Dichloroethene	156-60-5	7 *	5	ug/L	11/29/95
1,2-Dichloropropane	78-87-5	ND	5	ug/L	11/29/95
cis-1,3-Dichloropropene	10061-01-5	ND	5	ug/L	11/29/95
trans-1,3-Dichloropropene	10061-02-6	ND	5	ug/L	11/29/95
Ethylbenzene	100-41-4	ND	5	ug/L	11/29/95
2-Hexanone	591-78-6	ND	50	ug/L	11/29/95
Methylene Chloride	75-09-2	ND	20	ug/L	11/29/95
4-Methyl-2-pentanone	108-10-1	ND	50	ug/L	11/29/95
Styrene	100-42-5	ND	5	ug/L	11/29/95
1,1,2,2-Tetrachloroethane	79-34-5	ND	5	ug/L	11/29/95
Tetrachloroethene	127-18-4	ND	5	ug/L	11/29/95
Toluene	108-88-3	ND	5	ug/L	11/29/95
1,1,1-Trichloroethane	71-55-6	ND	5	ug/L	11/29/95
1,1,2-Trichloroethane	79-00-5	ND	5	ug/L	11/29/95
Trichloroethene	79-01-6	61 *	5	ug/L	11/29/95
Vinyl Acetate	108-05-4	ND	50	ug/L	11/29/95
Vinyl Chloride	75-01-4	ND	10	ug/L	11/29/95
Xylenes, Total	1330-20-7	ND	10	ug/L	11/29/95

ND = Not detected at or above the reporting limit
 * = Value at or above reporting limit

GROVE VALVE & REGULATOR CO.

SAMPLE ID: MW-3
 AEN LAB NO: 9511290-03
 AEN WORK ORDER: 9511290
 CLIENT PROJ. ID: -

DATE SAMPLED: 11/17/95
 DATE RECEIVED: 11/17/95
 REPORT DATE: 12/01/95

ANALYTE	METHOD/ CAS#	RESULT	REPORTING LIMIT	UNITS	DATE ANALYZED
Volatile Organic Compounds	EPA 8240				
Acetone	67-64-1	ND	1000	ug/L	11/29/95
Benzene	71-43-2	ND	50	ug/L	11/29/95
Bromodichloromethane	75-27-4	ND	50	ug/L	11/29/95
Bromoform	75-25-2	ND	50	ug/L	11/29/95
Bromomethane	74-83-9	ND	100	ug/L	11/29/95
2-Butanone	78-93-3	ND	1000	ug/L	11/29/95
Carbon Disulfide	75-15-0	ND	100	ug/L	11/29/95
Carbon Tetrachloride	56-23-5	ND	50	ug/L	11/29/95
Chlorobenzene	108-90-7	ND	50	ug/L	11/29/95
Chloroethane	75-00-3	ND	100	ug/L	11/29/95
2-Chloroethyl Vinyl Ether	110-75-8	ND	100	ug/L	11/29/95
Chloroform	67-66-3	ND	50	ug/L	11/29/95
Chloromethane	74-87-3	ND	100	ug/L	11/29/95
Dibromochloromethane	124-48-1	ND	50	ug/L	11/29/95
1,1-Dichloroethane	75-34-3	ND	50	ug/L	11/29/95
1,2-Dichloroethane	107-06-2	ND	50	ug/L	11/29/95
1,1-Dichloroethene	75-35-4	ND	50	ug/L	11/29/95
cis-1,2-Dichloroethene	156-59-2	ND	50	ug/L	11/29/95
trans-1,2-Dichloroethene	156-60-5	ND	50	ug/L	11/29/95
1,2-Dichloropropane	78-87-5	ND	50	ug/L	11/29/95
cis-1,3-Dichloropropene	10061-01-5	ND	50	ug/L	11/29/95
trans-1,3-Dichloropropene	10061-02-6	ND	50	ug/L	11/29/95
Ethylbenzene	100-41-4	ND	50	ug/L	11/29/95
2-Hexanone	591-78-6	ND	500	ug/L	11/29/95
Methylene Chloride	75-09-2	ND	200	ug/L	11/29/95
4-Methyl-2-pentanone	108-10-1	ND	500	ug/L	11/29/95
Styrene	100-42-5	ND	50	ug/L	11/29/95
1,1,2,2-Tetrachloroethane	79-34-5	ND	50	ug/L	11/29/95
Tetrachloroethene	127-18-4	ND	50	ug/L	11/29/95
Toluene	108-88-3	ND	50	ug/L	11/29/95
1,1,1-Trichloroethane	71-55-6	ND	50	ug/L	11/29/95
1,1,2-Trichloroethane	79-00-5	ND	50	ug/L	11/29/95
Trichloroethene	79-01-6	1.400 *	50	ug/L	11/29/95
Vinyl Acetate	108-05-4	ND	500	ug/L	11/29/95
Vinyl Chloride	75-01-4	ND	100	ug/L	11/29/95
Xylenes, Total	1330-20-7	ND	100	ug/L	11/29/95

GROVE VALVE & REGULATOR CO.

SAMPLE ID: MW-3
AEN LAB NO: 9511290-03
AEN WORK ORDER: 9511290
CLIENT PROJ. ID: -

DATE SAMPLED: 11/17/95
DATE RECEIVED: 11/17/95
REPORT DATE: 12/01/95

ANALYTE	METHOD/ CAS#	RESULT	REPORTING LIMIT	UNITS	DATE ANALYZED
---------	-----------------	--------	--------------------	-------	------------------

Reporting limits elevated due to high levels of target compounds. Sample run at dilution.

ND = Not detected at or above the reporting limit
* = Value at or above reporting limit

GROVE VALVE & REGULATOR CO.

SAMPLE ID: MW-3 DUPLICATE
 AEN LAB NO: 9511290-04
 AEN WORK ORDER: 9511290
 CLIENT PROJ. ID: -

DATE SAMPLED: 11/17/95
 DATE RECEIVED: 11/17/95
 REPORT DATE: 12/01/95

ANALYTE	METHOD/ CAS#	RESULT	REPORTING LIMIT	UNITS	DATE ANALYZED
Volatile Organic Compounds	EPA 8240				
Acetone	67-64-1	ND	1000	ug/L	11/29/95
Benzene	71-43-2	ND	50	ug/L	11/29/95
Bromodichloromethane	75-27-4	ND	50	ug/L	11/29/95
Bromoform	75-25-2	ND	50	ug/L	11/29/95
Bromomethane	74-83-9	ND	100	ug/L	11/29/95
2-Butanone	78-93-3	ND	1000	ug/L	11/29/95
Carbon Disulfide	75-15-0	ND	100	ug/L	11/29/95
Carbon Tetrachloride	56-23-5	ND	50	ug/L	11/29/95
Chlorobenzene	108-90-7	ND	50	ug/L	11/29/95
Chloroethane	75-00-3	ND	100	ug/L	11/29/95
2-Chloroethyl Vinyl Ether	110-75-8	ND	100	ug/L	11/29/95
Chloroform	67-66-3	ND	50	ug/L	11/29/95
Chloromethane	74-87-3	ND	100	ug/L	11/29/95
Dibromochloromethane	124-48-1	ND	50	ug/L	11/29/95
1,1-Dichloroethane	75-34-3	ND	50	ug/L	11/29/95
1,2-Dichloroethane	107-06-2	ND	50	ug/L	11/29/95
1,1-Dichloroethene	75-35-4	ND	50	ug/L	11/29/95
cis-1,2-Dichloroethene	156-59-2	ND	50	ug/L	11/29/95
trans-1,2-Dichloroethene	156-60-5	ND	50	ug/L	11/29/95
1,2-Dichloropropane	78-87-5	ND	50	ug/L	11/29/95
cis-1,3-Dichloropropene	10061-01-5	ND	50	ug/L	11/29/95
trans-1,3-Dichloropropene	10061-02-6	ND	50	ug/L	11/29/95
Ethylbenzene	100-41-4	ND	50	ug/L	11/29/95
2-Hexanone	591-78-6	ND	500	ug/L	11/29/95
Methylene Chloride	75-09-2	ND	200	ug/L	11/29/95
4-Methyl-2-pentanone	108-10-1	ND	500	ug/L	11/29/95
Styrene	100-42-5	ND	50	ug/L	11/29/95
1,1,2,2-Tetrachloroethane	79-34-5	ND	50	ug/L	11/29/95
Tetrachloroethene	127-18-4	ND	50	ug/L	11/29/95
Toluene	108-88-3	ND	50	ug/L	11/29/95
1,1,1-Trichloroethane	71-55-6	ND	50	ug/L	11/29/95
1,1,2-Trichloroethane	79-00-5	ND	50	ug/L	11/29/95
Trichloroethene	79-01-6	1.200 *	50	ug/L	11/29/95
Vinyl Acetate	108-05-4	ND	500	ug/L	11/29/95
Vinyl Chloride	75-01-4	ND	100	ug/L	11/29/95
Xylenes, Total	1330-20-7	ND	100	ug/L	11/29/95

GROVE VALVE & REGULATOR CO.

SAMPLE ID: MW-3 DUPLICATE
AEN LAB NO: 9511290-04
AEN WORK ORDER: 9511290
CLIENT PROJ. ID: -

DATE SAMPLED: 11/17/95
DATE RECEIVED: 11/17/95
REPORT DATE: 12/01/95

ANALYTE	METHOD/ CAS#	RESULT	REPORTING LIMIT	UNITS	DATE ANALYZED
---------	-----------------	--------	--------------------	-------	------------------

Reporting limits elevated due to high levels of target compounds. Sample run at dilution.

ND = Not detected at or above the reporting limit
* = Value at or above reporting limit

GROVE VALVE & REGULATOR CO.

SAMPLE ID: MW-2
 AEN LAB NO: 9511290-05
 AEN WORK ORDER: 9511290
 CLIENT PROJ. ID: -

DATE SAMPLED: 11/17/95
 DATE RECEIVED: 11/17/95
 REPORT DATE: 12/01/95

ANALYTE	METHOD/ CAS#	RESULT	REPORTING LIMIT	UNITS	DATE ANALYZED
Volatile Organic Compounds	EPA 8240				
Acetone	67-64-1	ND	100	ug/L	11/29/95
Benzene	71-43-2	ND	5	ug/L	11/29/95
Bromodichloromethane	75-27-4	ND	5	ug/L	11/29/95
Bromoform	75-25-2	ND	5	ug/L	11/29/95
Bromomethane	74-83-9	ND	10	ug/L	11/29/95
2-Butanone	78-93-3	ND	100	ug/L	11/29/95
Carbon Disulfide	75-15-0	30 *	10	ug/L	11/29/95
Carbon Tetrachloride	56-23-5	ND	5	ug/L	11/29/95
Chlorobenzene	108-90-7	ND	5	ug/L	11/29/95
Chloroethane	75-00-3	ND	10	ug/L	11/29/95
2-Chloroethyl Vinyl Ether	110-75-8	ND	10	ug/L	11/29/95
Chloroform	67-66-3	ND	5	ug/L	11/29/95
Chloromethane	74-87-3	ND	10	ug/L	11/29/95
Dibromochloromethane	124-48-1	ND	5	ug/L	11/29/95
1,1-Dichloroethane	75-34-3	ND	5	ug/L	11/29/95
1,2-Dichloroethane	107-06-2	ND	5	ug/L	11/29/95
1,1-Dichloroethene	75-35-4	ND	5	ug/L	11/29/95
cis-1,2-Dichloroethene	156-59-2	ND	5	ug/L	11/29/95
trans-1,2-Dichloroethene	156-60-5	ND	5	ug/L	11/29/95
1,2-Dichloropropane	78-87-5	ND	5	ug/L	11/29/95
cis-1,3-Dichloropropene	10061-01-5	ND	5	ug/L	11/29/95
trans-1,3-Dichloropropene	10061-02-6	ND	5	ug/L	11/29/95
Ethylbenzene	100-41-4	ND	5	ug/L	11/29/95
2-Hexanone	591-78-6	ND	50	ug/L	11/29/95
Methylene Chloride	75-09-2	ND	20	ug/L	11/29/95
4-Methyl-2-pentanone	108-10-1	ND	50	ug/L	11/29/95
Styrene	100-42-5	ND	5	ug/L	11/29/95
1,1,2,2-Tetrachloroethane	79-34-5	ND	5	ug/L	11/29/95
Tetrachloroethene	127-18-4	ND	5	ug/L	11/29/95
Toluene	108-88-3	ND	5	ug/L	11/29/95
1,1,1-Trichloroethane	71-55-6	ND	5	ug/L	11/29/95
1,1,2-Trichloroethane	79-00-5	ND	5	ug/L	11/29/95
Trichloroethene	79-01-6	5 *	5	ug/L	11/29/95
Vinyl Acetate	108-05-4	ND	50	ug/L	11/29/95
Vinyl Chloride	75-01-4	ND	10	ug/L	11/29/95
Xylenes, Total	1330-20-7	ND	10	ug/L	11/29/95

ND = Not detected at or above the reporting limit

* = Value at or above reporting limit

AEN (CALIFORNIA)
QUALITY CONTROL REPORT

AEN JOB NUMBER: 9511290

CLIENT PROJECT ID: -

Quality Control and Project Summary

All laboratory quality control parameters were found to be within established limits.

Definitions

Laboratory Control Sample (LCS)/Method Spike(s): Control samples of known composition. LCS and Method Spike data are used to validate batch analytical results.

Matrix Spike(s): Aliquot of a sample (aqueous or solid) with added quantities of specific compounds and subjected to the entire analytical procedure. Matrix spike and matrix spike duplicate QC data are advisory.

Method Blank: An analytical control consisting of all reagents, internal standards, and surrogate standards carried through the entire analytical process. Used to monitor laboratory background and reagent contamination.

Not Detected (ND): Not detected at or above the reporting limit.

Relative Percent Difference (RPD): An indication of method precision based on duplicate analysis.

Reporting Limit (RL): The lowest concentration routinely determined during laboratory operations. The RL is generally 1 to 10 times the Method Detection Limit (MDL). Reporting limits are matrix, method, and analyte dependent and take into account any dilutions performed as part of the analysis.

Surrogates: Organic compounds which are similar to analytes of interest in chemical behavior, but are not found in environmental samples. Surrogates are added to all blanks, calibration and check standards, samples, and spiked samples. Surrogate recovery is monitored as an indication of acceptable sample preparation and instrumental performance.

D: Surrogates diluted out.

#: Indicates result outside of established laboratory QC limits.

QUALITY CONTROL DATA

METHOD: EPA 8240

AEN JOB NO: 9511290
 INSTRUMENT: 12
 MATRIX: WATER

Surrogate Standard Recovery Summary

Date Analyzed	Client Id.	Lab Id.	Percent Recovery		
			1,2-Dichloroethane-d ₄	Toluene-d ₈	p-Bromofluorobenzene
11/29/95	TRIP BLANK	01	104	97	92
11/29/95	MW-1	02	105	91	89
11/29/95	MW-3	03	110	90	90
11/29/95	MW-3 DUPLICATE	04	106	90	90
11/29/95	MW-2	05	109	92	99
QC Limits:			76-114	88-110	86-115

DATE ANALYZED: 11/22/95
 SAMPLE SPIKED: 9511255-03
 INSTRUMENT: 12

Matrix Spike Recovery Summary

Analyte	Spike Added (ug/L)	Average Percent Recovery	RPD	QC Limits	
				Percent Recovery	RPD
1,1-Dichloroethene	50	104	4	59-155	25
Trichloroethene	50	106	8	71-157	25
Benzene	50	99	6	37-151	25
Toluene	50	99	<1	47-150	25
Chlorobenzene	50	100	2	37-160	25

Daily method blanks for all associated analytical runs showed no contamination at or above the reporting limit.

*** END OF REPORT ***

1. Client: Greene Valve and Regulator Co
 Address: 1100 West Airport Blvd
Stafford TX 77477-3011
 Contact: Bill Talent
 Alt. Contact: _____

3440 Vincent Road, Pleasant Hill, CA 94523
 Phone (510) 930 9090
 FAX (510) 930 0256

REQUEST FOR ANALYSIS / CHAIN OF CUSTODY

Lab Job Number: 9511290
 Lab Destination: _____
 Date Samples Shipped: _____
 Lab Contact: _____
 Date Results Required: _____
 Date Report Required: None - IAT
 Client Phone No.: (713) 68-2311
 Client FAX No.: (713) 68-1411

Address Report To:

2. Same as #1

Send Invoice To:

3. Same as #1

Send Report To: (1) or 2 (Circle one)

Client P.O. No.: FB60146 Client Project I.D. No.: _____

Sample Team Member (s) Stephen Pinnon / Jacki Lee (ESS)

Lab Number	Client Sample Identification	Air Volume	Date/Time Collected	Sample Type*	Pres#	No. of Cont.	Type of Cont.	ANALYSIS										Comments / Hazards				
01 A-B	TEig Blank		11/17/95	7	11.1	3	100%	X														
02 A-C	MW-1		11/17/95/1100	7	11.1	3		X														
03 A-C	MW-2		11/17/95/1300	7	11.1	3		X														
04 A-C	MW-2 Duplicate		11/17/95/1300	7	11.1	3		X														
05 A-C	MW-3		11/17/95/1300	7	11.1	3		X														

Relinquished by: (Signature) <u>[Signature]</u>	DATE	TIME	Received by: (Signature) <u>[Signature]</u>	DATE	TIME
	11/17/95	14:26		11/17/95	17:26
Relinquished by: (Signature)	DATE	TIME	Received by: (Signature)	DATE	TIME
Relinquished by: (Signature)	DATE	TIME	Received by: (Signature)	DATE	TIME
Method of Shipment	Lab Comments				

*Sample type (Specify): 1) 37mm 0.8 µm MCEF 2) 25mm 0.8 µm MCEF 3) 25mm 0.4 µm polycarb. filter
 4) PVC filler, diam. _____ pore size _____ 5) Charcoal tube 6) Silica gel tube (7) Water 8) Soil 9) Bulk Sample
 10) Other _____ 11) Other _____

American Environmental Network

Certificate of Analysis

OHS Certification: 1172

AIHA Accreditation: 11134

PAGE 1

GROVE VALVE & REGULATOR CO.
6529 HOLLIS STREET
EMERYVILLE, CA 94608

ATTN: BILL TALLENT
CLIENT PROJ. ID: -

P.O. NUMBER: PB60146

REPORT DATE: 01/19/96

DATE(S) SAMPLED: 01/09/96

DATE RECEIVED: 01/09/96

AEN WORK ORDER: 9601076

PROJECT SUMMARY:

On January 9, 1996, this laboratory received 5 water sample(s).

Client requested sample(s) be analyzed for organic parameters. Results of analysis are summarized on the following page(s). Please see quality control report for a summary of QC data pertaining to this project.

Samples will be stored for 30 days after completion of analysis, then disposed of in accordance with State and Federal regulations. Samples may be archived by prior arrangement.

If you have any questions, please contact Client Services at (510) 930-9090.


Larry Klein
Laboratory Director

GROVE VALVE & REGULATOR CO.

SAMPLE ID: MW-1
 AEN LAB NO: 9601076-01
 AEN WORK ORDER: 9601076
 CLIENT PROJ. ID: -

DATE SAMPLED: 01/09/96
 DATE RECEIVED: 01/09/96
 REPORT DATE: 01/19/96

ANALYTE	METHOD/ CAS#	RESULT	REPORTING LIMIT	UNITS	DATE ANALYZED
Volatile Organic Compounds	EPA 8240				
Acetone	67-64-1	ND	100	ug/L	01/13/96
Benzene	71-43-2	ND	5	ug/L	01/13/96
Bromodichloromethane	75-27-4	ND	5	ug/L	01/13/96
Bromoform	75-25-2	ND	5	ug/L	01/13/96
Bromomethane	74-83-9	ND	10	ug/L	01/13/96
2-Butanone	78-93-3	ND	100	ug/L	01/13/96
Carbon Disulfide	75-15-0	ND	10	ug/L	01/13/96
Carbon Tetrachloride	56-23-5	ND	5	ug/L	01/13/96
Chlorobenzene	108-90-7	ND	5	ug/L	01/13/96
Chloroethane	75-00-3	ND	10	ug/L	01/13/96
2-Chloroethyl Vinyl Ether	110-75-8	ND	10	ug/L	01/13/96
Chloroform	67-66-3	ND	5	ug/L	01/13/96
Chloromethane	74-87-3	ND	10	ug/L	01/13/96
Dibromochloromethane	124-48-1	ND	5	ug/L	01/13/96
1,1-Dichloroethane	75-34-3	ND	5	ug/L	01/13/96
1,2-Dichloroethane	107-06-2	ND	5	ug/L	01/13/96
1,1-Dichloroethene	75-35-4	ND	5	ug/L	01/13/96
cis-1,2-Dichloroethene	156-59-2	16 *	5	ug/L	01/13/96
trans-1,2-Dichloroethene	156-60-5	7 *	5	ug/L	01/13/96
1,2-Dichloropropane	78-87-5	ND	5	ug/L	01/13/96
cis-1,3-Dichloropropene	10061-01-5	ND	5	ug/L	01/13/96
trans-1,3-Dichloropropene	10061-02-6	ND	5	ug/L	01/13/96
Ethylbenzene	100-41-4	ND	5	ug/L	01/13/96
2-Hexanone	591-78-6	ND	50	ug/L	01/13/96
Methylene Chloride	75-09-2	ND	20	ug/L	01/13/96
4-Methyl-2-pentanone	108-10-1	ND	50	ug/L	01/13/96
Styrene	100-42-5	ND	5	ug/L	01/13/96
1,1,2,2-Tetrachloroethane	79-34-5	ND	5	ug/L	01/13/96
Tetrachloroethene	127-18-4	ND	5	ug/L	01/13/96
Toluene	108-88-3	ND	5	ug/L	01/13/96
1,1,1-Trichloroethane	71-55-6	ND	5	ug/L	01/13/96
1,1,2-Trichloroethane	79-00-5	ND	5	ug/L	01/13/96
Trichloroethene	79-01-6	61 *	5	ug/L	01/13/96
Vinyl Acetate	108-05-4	ND	50	ug/L	01/13/96
Vinyl Chloride	75-01-4	ND	10	ug/L	01/13/96
Xylenes, Total	1330-20-7	ND	10	ug/L	01/13/96

ND = Not detected at or above the reporting limit.
 * = Value at or above reporting limit

GROVE VALVE & REGULATOR CO.

SAMPLE ID: MW-3
 AEN LAB NO: 9601076-02
 AEN WORK ORDER: 9601076
 CLIENT PROJ. ID: -

DATE SAMPLED: 01/09/96
 DATE RECEIVED: 01/09/96
 REPORT DATE: 01/19/96

ANALYTE	METHOD/ CAS#	RESULT	REPORTING LIMIT	UNITS	DATE ANALYZED
Volatile Organic Compounds	EPA 8240				
Acetone	67-64-1	ND	1000	ug/L	01/12/96
Benzene	71-43-2	ND	50	ug/L	01/12/96
Bromodichloromethane	75-27-4	ND	50	ug/L	01/12/96
Bromoform	75-25-2	ND	50	ug/L	01/12/96
Bromomethane	74-83-9	ND	100	ug/L	01/12/96
2-Butanone	78-93-3	ND	1000	ug/L	01/12/96
Carbon Disulfide	75-15-0	ND	100	ug/L	01/12/96
Carbon Tetrachloride	56-23-5	ND	50	ug/L	01/12/96
Chlorobenzene	108-90-7	ND	50	ug/L	01/12/96
Chloroethane	75-00-3	ND	100	ug/L	01/12/96
2-Chloroethyl Vinyl Ether	110-75-8	ND	100	ug/L	01/12/96
Chloroform	67-66-3	ND	50	ug/L	01/12/96
Chloromethane	74-87-3	ND	100	ug/L	01/12/96
Dibromochloromethane	124-48-1	ND	50	ug/L	01/12/96
1,1-Dichloroethane	75-34-3	ND	50	ug/L	01/12/96
1,2-Dichloroethane	107-06-2	ND	50	ug/L	01/12/96
1,1-Dichloroethene	75-35-4	ND	50	ug/L	01/12/96
cis-1,2-Dichloroethene	156-59-2	ND	50	ug/L	01/12/96
trans-1,2-Dichloroethene	156-60-5	ND	50	ug/L	01/12/96
1,2-Dichloropropane	78-87-5	ND	50	ug/L	01/12/96
cis-1,3-Dichloropropene	10061-01-5	ND	50	ug/L	01/12/96
trans-1,3-Dichloropropene	10061-02-6	ND	50	ug/L	01/12/96
Ethylbenzene	100-41-4	ND	50	ug/L	01/12/96
2-Hexanone	591-78-6	ND	500	ug/L	01/12/96
Methylene Chloride	75-09-2	ND	200	ug/L	01/12/96
4-Methyl-2-pentanone	108-10-1	ND	500	ug/L	01/12/96
Styrene	100-42-5	ND	50	ug/L	01/12/96
1,1,2,2-Tetrachloroethane	79-34-5	ND	50	ug/L	01/12/96
Tetrachloroethene	127-18-4	ND	50	ug/L	01/12/96
Toluene	108-88-3	ND	50	ug/L	01/12/96
1,1,1-Trichloroethane	71-55-6	ND	50	ug/L	01/12/96
1,1,2-Trichloroethane	79-00-5	ND	50	ug/L	01/12/96
Trichloroethene	79-01-6	1.400 *	50	ug/L	01/12/96
Vinyl Acetate	108-05-4	ND	500	ug/L	01/12/96
Vinyl Chloride	75-01-4	ND	100	ug/L	01/12/96
Xylenes, Total	1330-20-7	ND	100	ug/L	01/12/96

GROVE VALVE & REGULATOR CO.

SAMPLE ID: MW-3
AEN LAB NO: 9601076-02
AEN WORK ORDER: 9601076
CLIENT PROJ. ID: -

DATE SAMPLED: 01/09/96
DATE RECEIVED: 01/09/96
REPORT DATE: 01/19/96

ANALYTE	METHOD/ CAS#	RESULT	REPORTING LIMIT	UNITS	DATE ANALYZED
---------	-----------------	--------	--------------------	-------	------------------

Reporting limits elevated due to high levels of target compounds. Sample run at dilution.

ND = Not detected at or above the reporting limit
* = Value at or above reporting limit

GROVE VALVE & REGULATOR CO.

SAMPLE ID: MW-3 DUP
 AEN LAB NO: 9601076-03
 AEN WORK ORDER: 9601076
 CLIENT PROJ. ID: -

DATE SAMPLED: 01/09/96
 DATE RECEIVED: 01/09/96
 REPORT DATE: 01/19/96

ANALYTE	METHOD/ CAS#	RESULT	REPORTING LIMIT	UNITS	DATE ANALYZED
Volatile Organic Compounds	EPA 8240				
Acetone	67-64-1	ND	1000	ug/L	01/16/96
Benzene	71-43-2	ND	50	ug/L	01/16/96
Bromodichloromethane	75-27-4	ND	50	ug/L	01/16/96
Bromoform	75-25-2	ND	50	ug/L	01/16/96
Bromomethane	74-83-9	ND	100	ug/L	01/16/96
2-Butanone	78-93-3	ND	1000	ug/L	01/16/96
Carbon Disulfide	75-15-0	ND	100	ug/L	01/16/96
Carbon Tetrachloride	56-23-5	ND	50	ug/L	01/16/96
Chlorobenzene	108-90-7	ND	50	ug/L	01/16/96
Chloroethane	75-00-3	ND	100	ug/L	01/16/96
2-Chloroethyl Vinyl Ether	110-75-8	ND	100	ug/L	01/16/96
Chloroform	67-66-3	ND	50	ug/L	01/16/96
Chloromethane	74-87-3	ND	100	ug/L	01/16/96
Dibromochloromethane	124-48-1	ND	50	ug/L	01/16/96
1,1-Dichloroethane	75-34-3	ND	50	ug/L	01/16/96
1,2-Dichloroethane	107-06-2	ND	50	ug/L	01/16/96
1,1-Dichloroethene	75-35-4	ND	50	ug/L	01/16/96
cis-1,2-Dichloroethene	156-59-2	ND	50	ug/L	01/16/96
trans-1,2-Dichloroethene	156-60-5	ND	50	ug/L	01/16/96
1,2-Dichloropropane	78-87-5	ND	50	ug/L	01/16/96
cis-1,3-Dichloropropene	10061-01-5	ND	50	ug/L	01/16/96
trans-1,3-Dichloropropene	10061-02-6	ND	50	ug/L	01/16/96
Ethylbenzene	100-41-4	ND	50	ug/L	01/16/96
2-Hexanone	591-78-6	ND	500	ug/L	01/16/96
Methylene Chloride	75-09-2	ND	200	ug/L	01/16/96
4-Methyl-2-pentanone	108-10-1	ND	500	ug/L	01/16/96
Styrene	100-42-5	ND	50	ug/L	01/16/96
1,1,2,2-Tetrachloroethane	79-34-5	ND	50	ug/L	01/16/96
Tetrachloroethene	127-18-4	ND	50	ug/L	01/16/96
Toluene	108-88-3	ND	50	ug/L	01/16/96
1,1,1-Trichloroethane	71-55-6	ND	50	ug/L	01/16/96
1,1,2-Trichloroethane	79-00-5	ND	50	ug/L	01/16/96
Trichloroethene	79-01-6	1.100 *	50	ug/L	01/16/96
Vinyl Acetate	108-05-4	ND	500	ug/L	01/16/96
Vinyl Chloride	75-01-4	ND	100	ug/L	01/16/96
Xylenes, Total	1330-20-7	ND	100	ug/L	01/16/96

GROVE VALVE & REGULATOR CO.

SAMPLE ID: MW-3 DUP
AEN LAB NO: 9601076-03
AEN WORK ORDER: 9601076
CLIENT PROJ. ID: -

DATE SAMPLED: 01/09/96
DATE RECEIVED: 01/09/96
REPORT DATE: 01/19/96

ANALYTE	METHOD/ CAS#	RESULT	REPORTING LIMIT	UNITS	DATE ANALYZED
---------	-----------------	--------	--------------------	-------	------------------

Reporting limits elevated due to high levels of target compounds. Sample run at dilution.

ND = Not detected at or above the reporting limit
* = Value at or above reporting limit

GROVE VALVE & REGULATOR CO.

SAMPLE ID: MW-2
 AEN LAB NO: 9601076-04
 AEN WORK ORDER: 9601076
 CLIENT PROJ. ID: -

DATE SAMPLED: 01/09/96
 DATE RECEIVED: 01/09/96
 REPORT DATE: 01/19/96

ANALYTE	METHOD/ CAS#	RESULT	REPORTING LIMIT	UNITS	DATE ANALYZED
Volatile Organic Compounds	EPA 8240				
Acetone	67-64-1	ND	100	ug/L	01/13/96
Benzene	71-43-2	ND	5	ug/L	01/13/96
Bromodichloromethane	75-27-4	ND	5	ug/L	01/13/96
Bromoform	75-25-2	ND	5	ug/L	01/13/96
Bromomethane	74-83-9	ND	10	ug/L	01/13/96
2-Butanone	78-93-3	ND	100	ug/L	01/13/96
Carbon Disulfide	75-15-0	ND	10	ug/L	01/13/96
Carbon Tetrachloride	56-23-5	ND	5	ug/L	01/13/96
Chlorobenzene	108-90-7	ND	5	ug/L	01/13/96
Chloroethane	75-00-3	ND	10	ug/L	01/13/96
2-Chloroethyl Vinyl Ether	110-75-8	ND	10	ug/L	01/13/96
Chloroform	67-66-3	ND	5	ug/L	01/13/96
Chloromethane	74-87-3	ND	10	ug/L	01/13/96
Dibromochloromethane	124-48-1	ND	5	ug/L	01/13/96
1,1-Dichloroethane	75-34-3	ND	5	ug/L	01/13/96
1,2-Dichloroethane	107-06-2	ND	5	ug/L	01/13/96
1,1-Dichloroethene	75-35-4	ND	5	ug/L	01/13/96
cis-1,2-Dichloroethene	156-59-2	ND	5	ug/L	01/13/96
trans-1,2-Dichloroethene	156-60-5	ND	5	ug/L	01/13/96
1,2-Dichloropropane	78-87-5	ND	5	ug/L	01/13/96
cis-1,3-Dichloropropene	10061-01-5	ND	5	ug/L	01/13/96
trans-1,3-Dichloropropene	10061-02-6	ND	5	ug/L	01/13/96
Ethylbenzene	100-41-4	ND	5	ug/L	01/13/96
2-Hexanone	591-78-6	ND	50	ug/L	01/13/96
Methylene Chloride	75-09-2	ND	20	ug/L	01/13/96
4-Methyl-2-pentanone	108-10-1	ND	50	ug/L	01/13/96
Styrene	100-42-5	ND	5	ug/L	01/13/96
1,1,1,2-Tetrachloroethane	79-34-5	ND	5	ug/L	01/13/96
Tetrachloroethene	127-18-4	ND	5	ug/L	01/13/96
Toluene	108-88-3	ND	5	ug/L	01/13/96
1,1,1-Trichloroethane	71-55-6	ND	5	ug/L	01/13/96
1,1,2-Trichloroethane	79-00-5	ND	5	ug/L	01/13/96
Trichloroethene	79-01-6	7 *	5	ug/L	01/13/96
Vinyl Acetate	108-05-4	ND	50	ug/L	01/13/96
Vinyl Chloride	75-01-4	ND	10	ug/L	01/13/96
Xylenes, Total	1330-20-7	ND	10	ug/L	01/13/96

ND = Not detected at or above the reporting limit
 * = Value at or above reporting limit

GROVE VALVE & REGULATOR CO.

SAMPLE ID: TRAVEL BLANK
 AEN LAB NO: 9601076-05
 AEN WORK ORDER: 9601076
 CLIENT PROJ. ID: -

DATE SAMPLED: 01/09/96
 DATE RECEIVED: 01/09/96
 REPORT DATE: 01/19/96

ANALYTE	METHOD/ CAS#	RESULT	REPORTING LIMIT	UNITS	DATE ANALYZED
Volatile Organic Compounds	EPA 8240				
Acetone	67-64-1	ND	100	ug/L	01/13/96
Benzene	71-43-2	ND	5	ug/L	01/13/96
Bromodichloromethane	75-27-4	ND	5	ug/L	01/13/96
Bromoform	75-25-2	ND	5	ug/L	01/13/96
Bromomethane	74-83-9	ND	10	ug/L	01/13/96
2-Butanone	78-93-3	ND	100	ug/L	01/13/96
Carbon Disulfide	75-15-0	ND	10	ug/L	01/13/96
Carbon Tetrachloride	56-23-5	ND	5	ug/L	01/13/96
Chlorobenzene	108-90-7	ND	5	ug/L	01/13/96
Chloroethane	75-00-3	ND	10	ug/L	01/13/96
2-Chloroethyl Vinyl Ether	110-75-8	ND	10	ug/L	01/13/96
Chloroform	67-66-3	ND	5	ug/L	01/13/96
Chloromethane	74-87-3	ND	10	ug/L	01/13/96
Dibromochloromethane	124-48-1	ND	5	ug/L	01/13/96
1,1-Dichloroethane	75-34-3	ND	5	ug/L	01/13/96
1,2-Dichloroethane	107-06-2	ND	5	ug/L	01/13/96
1,1-Dichloroethene	75-35-4	ND	5	ug/L	01/13/96
cis-1,2-Dichloroethene	156-59-2	ND	5	ug/L	01/13/96
trans-1,2-Dichloroethene	156-60-5	ND	5	ug/L	01/13/96
1,2-Dichloropropane	78-87-5	ND	5	ug/L	01/13/96
cis-1,3-Dichloropropene	10061-01-5	ND	5	ug/L	01/13/96
trans-1,3-Dichloropropene	10061-02-6	ND	5	ug/L	01/13/96
Ethylbenzene	100-41-4	ND	5	ug/L	01/13/96
2-Hexanone	591-78-6	ND	50	ug/L	01/13/96
Methylene Chloride	75-09-2	ND	20	ug/L	01/13/96
4-Methyl-2-pentanone	108-10-1	ND	50	ug/L	01/13/96
Styrene	100-42-5	ND	5	ug/L	01/13/96
1,1,2,2-Tetrachloroethane	79-34-5	ND	5	ug/L	01/13/96
Tetrachloroethene	127-18-4	ND	5	ug/L	01/13/96
Toluene	108-88-3	ND	5	ug/L	01/13/96
1,1,1-Trichloroethane	71-55-6	ND	5	ug/L	01/13/96
1,1,2-Trichloroethane	79-00-5	ND	5	ug/L	01/13/96
Trichloroethene	79-01-6	ND	5	ug/L	01/13/96
Vinyl Acetate	108-05-4	ND	50	ug/L	01/13/96
Vinyl Chloride	75-01-4	ND	10	ug/L	01/13/96
Xylenes, Total	1330-20-7	ND	10	ug/L	01/13/96

ND = Not detected at or above the reporting limit
 * = Value at or above reporting limit

AEN (CALIFORNIA)
QUALITY CONTROL REPORT

AEN JOB NUMBER: 9601076

CLIENT PROJECT ID: -

Quality Control and Project Summary

All laboratory quality control parameters were found to be within established limits.

Definitions

Laboratory Control Sample (LCS)/Method Spike(s): Control samples of known composition. LCS and Method Spike data are used to validate batch analytical results.

Matrix Spike(s): Aliquot of a sample (aqueous or solid) with added quantities of specific compounds and subjected to the entire analytical procedure. Matrix spike and matrix spike duplicate QC data are advisory.

Method Blank: An analytical control consisting of all reagents, internal standards, and surrogate standards carried through the entire analytical process. Used to monitor laboratory background and reagent contamination.

Not Detected (ND): Not detected at or above the reporting limit.

Relative Percent Difference (RPD): An indication of method precision based on duplicate analysis.

Reporting Limit (RL): The lowest concentration routinely determined during laboratory operations. The RL is generally 1 to 10 times the Method Detection Limit (MDL). Reporting limits are matrix, method, and analyte dependent and take into account any dilutions performed as part of the analysis.

Surrogates: Organic compounds which are similar to analytes of interest in chemical behavior, but are not found in environmental samples. Surrogates are added to all blanks, calibration and check standards, samples, and spiked samples. Surrogate recovery is monitored as an indication of acceptable sample preparation and instrumental performance.

D: Surrogates diluted out.

#: Indicates result outside of established laboratory QC limits.

QUALITY CONTROL DATA

METHOD: EPA 8240

AEN JOB NO: 9601076
 INSTRUMENT: 13
 MATRIX: WATER

Surrogate Standard Recovery Summary

Date Analyzed	Client Id.	Lab Id.	Percent Recovery		
			1,2-Dichloroethane-d ₄	Toluene-d ₈	p-Bromofluorobenzene
01/13/96	MW-1	01	98	99	91
01/12/96	MW-3	02	101	91	87
01/16/96	MW-3 DUP	03	110	96	95
01/13/96	MW-2	04	86	96	91
01/13/96	TRAVEL BLANK	05	99	96	89
QC Limits:			76-114	88-110	86-115

DATE ANALYZED: 01/05/96
 SAMPLE SPIKED: 9512290-07
 INSTRUMENT: 13

Matrix Spike Recovery Summary

Analyte	Spike Added (ug/L)	Average Percent Recovery	RPD	QC Limits	
				Percent Recovery	RPD
1,1-Dichloroethene	50	84	20	59-155	25
Trichloroethene	50	93	15	71-157	25
Benzene	50	127	4	37-151	25
Toluene	50	99	2	47-150	25
Chlorobenzene	50	98	1	37-160	25

Daily method blanks for all associated analytical runs showed no contamination at or above the reporting limit.

*** END OF REPORT ***

1. Client: Crane Valley Property Co.
 Address: 1100 W. Ashby Blvd.
SHELDON, TEXAS 77477-3411
 Contact: Bill Tallent
 Alt. Contact: _____

3440 Vincent Road, Pleasant Hill, CA 94523
 Phone (510) 930-9090
 FAX (510) 930-0256

REQUEST FOR ANALYSIS / CHAIN OF CUSTODY

Lab Job Number: _____ 9160116
 Lab Destination: Pleasant Hill
 Date Samples Shipped: _____
 Lab Contact: _____
 Date Results Required: Normal (TAM)
 Date Report Required: See item #2
 Client Phone No.: (713) 568-2211
 Client FAX No.: (713) 568-1919

Address Report To:

2. Also Tax Results to:
Environmental Management (Engineering)
Attn. Gene Gonsonlin at
(202) 940-7701

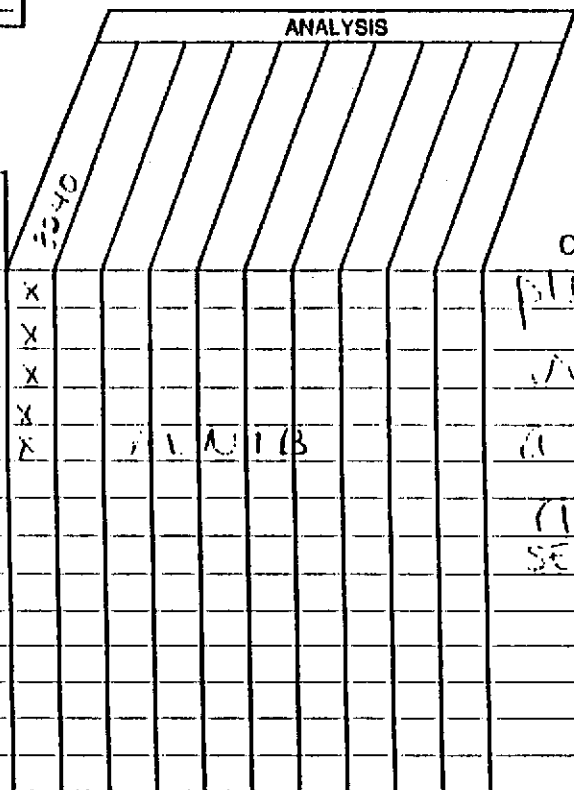
Send Invoice To:

3. same as #1.

Send Report To: (1) or (2) (Circle one)

Client P.O. No.: 888888 P860416 Client Project I.D. No.: _____

Sample Team Member (s) Jack Lee / Stephen Petersen



Lab Number	Client Sample Identification	Air Volume	Date/Time Collected	Sample Type	Pres.	No. of Cont.	Type of Cont.	ANALYSIS								Comments / Hazards	
<u>11A-C</u>	<u>MW-1</u>		<u>7/16/05</u>	<u>7</u>	<u>1101</u>	<u>3</u>	<u>WPC</u>	<u>X</u>									<u>PLEASE print</u>
<u>12A-C</u>	<u>MW-3</u>		<u>7/16/05</u>	<u>7</u>	<u>1101</u>	<u>3</u>	<u>WPC</u>	<u>X</u>									<u>RESULTS</u>
<u>13A-C</u>	<u>MW-3 DUP</u>		<u>7/16/05</u>	<u>7</u>	<u>1101</u>	<u>3</u>	<u>WPC</u>	<u>X</u>									<u>RESULTS</u>
<u>14A-C</u>	<u>MW-2</u>		<u>7/16/05</u>	<u>1</u>	<u>1101</u>	<u>3</u>	<u>WPC</u>	<u>X</u>									<u>RESULTS</u>
<u>15A-C</u>	<u>Travel Blank</u>		<u>7/16/05</u>	<u>7</u>	<u>1101</u>	<u>2</u>	<u>WPC</u>	<u>X</u>									<u>RESULTS</u>

Relinquished by: <u>[Signature]</u>	DATE <u>7/16/05</u> TIME <u>1104</u>	Received by: <u>[Signature]</u>	DATE <u>7/16/05</u> TIME <u>1104</u>
Relinquished by: _____	DATE _____ TIME _____	Received by: _____	DATE _____ TIME _____
Relinquished by: _____	DATE _____ TIME _____	Received by: _____	DATE _____ TIME _____
Method of Shipment		Lab Comments	

*Sample type (Specify): 1) 37mm 0.8 µm MCEF 2) 25mm 0.8 µm MCEF 3) 25mm 0.4 µm polycarb. filter
 4) PVC filter, diam. _____ pore size _____ 5) Charcoal tube 6) Silica gel tube 7) Water 8) Soil 9) Bulk Sample
 10) Other _____ 11) Other _____

American Environmental Network

Certificate of Analysis

DOHS Certification: 1172

AIHA Accreditation: 11134

PAGE 1

GROVE VALVE & REGULATOR CO.
11100 WEST AIRPORT BLVD.
STAFFORD, TX 77477-3014

REPORT DATE: 05/09/96

DATE(S) SAMPLED: 04/29/96

DATE RECEIVED: 04/29/96

ATTN: BILL TALLENT
CLIENT PROJ. ID: EMERYVILLE, CA

AEN WORK ORDER: 9604410

P.O. NUMBER: PB 60146

PROJECT SUMMARY:

On April 29, 1996, this laboratory received 4 water sample(s).

Client requested sample(s) be analyzed for chemical parameters. Results of analysis are summarized on the following page(s). Please see quality control report for a summary of QC data pertaining to this project.

Samples will be stored for 30 days after completion of analysis, then disposed of in accordance with State and Federal regulations. Samples may be archived by prior arrangement.

If you have any questions, please contact Client Services at (510) 930-9090.

William Groboda, for
Larry Klein
Laboratory Director

GROVE VALVE & REGULATOR CO.

SAMPLE ID: MW-3
 AEN LAB NO: 9604410-01
 AEN WORK ORDER: 9604410
 CLIENT PROJ. ID: EMERYVILLE, CA

DATE SAMPLED: 04/29/96
 DATE RECEIVED: 04/29/96
 REPORT DATE: 05/09/96

ANALYTE	METHOD/ CAS#	RESULT	REPORTING LIMIT	UNITS	DATE ANALYZED
#Water Extrn for O&G	IR	-		Extrn Date	05/07/96
Oil & Grease (IR)	SM 5520C	ND	0.5 mg/L		05/07/96

ND = Not detected at or above the reporting limit
 * = Value at or above reporting limit

GROVE VALVE & REGULATOR CO.

SAMPLE ID: MW-3 DUP
AEN LAB NO: 9604410-02
AEN WORK ORDER: 9604410
CLIENT PROJ. ID: EMERYVILLE. CA

DATE SAMPLED: 04/29/96
DATE RECEIVED: 04/29/96
REPORT DATE: 05/09/96

ANALYTE	METHOD/ CAS#	RESULT	REPORTING LIMIT	UNITS	DATE ANALYZED
#Water Extrn for O&G	IR	-		Extrn Date	05/07/96
Oil & Grease (IR)	SM 5520C	ND	0.5 mg/L		05/07/96

ND = Not detected at or above the reporting limit
* = Value at or above reporting limit

GROVE VALVE & REGULATOR CO.

SAMPLE ID: MW-2
AEN LAB NO: 9604410-03
AEN WORK ORDER: 9604410
CLIENT PROJ. ID: EMERYVILLE, CA

DATE SAMPLED: 04/29/96
DATE RECEIVED: 04/29/96
REPORT DATE: 05/09/96

ANALYTE	METHOD/ CAS#	RESULT	REPORTING LIMIT	UNITS	DATE ANALYZED
#Water Extrn for O&G	IR	-		Extrn Date	05/07/96
Oil & Grease (IR)	SM 5520C	ND	0.5 mg/L		05/07/96

ND = Not detected at or above the reporting limit
* = Value at or above reporting limit

GROVE VALVE & REGULATOR CO.

SAMPLE ID: MW-1
 AEN LAB NO: 9604410-04
 AEN WORK ORDER: 9604410
 CLIENT PROJ. ID: EMERYVILLE, CA

DATE SAMPLED: 04/29/96
 DATE RECEIVED: 04/29/96
 REPORT DATE: 05/09/96

ANALYTE	METHOD/ CAS#	RESULT	REPORTING LIMIT	UNITS	DATE ANALYZED
#Water Extrn for O&G	IR	-		Extrn Date	05/07/96
Oil & Grease (IR)	SM 5520C	ND	0.5 mg/L		05/07/96

ND = Not detected at or above the reporting limit
 * = Value at or above reporting limit

AEN (CALIFORNIA)
QUALITY CONTROL REPORT

AEN JOB NUMBER: 9604410
CLIENT PROJECT ID: EMERYVILLE, CA

Quality Control and Project Summary

All laboratory quality control parameters were found to be within established limits.

Definitions

Laboratory Control Sample (LCS)/Method Spikes(s): Control samples of known composition. LCS and Method Spike data are used to validate batch analytical results.

Matrix Spike(s): Aliquot of a sample (aqueous or solid) with added quantities of specific compounds and subjected to the entire analytical procedure. Matrix spike and matrix spike duplicate QC data are advisory.

Method Blank: An analytical control consisting of all reagents, internal standards, and surrogate standards carried through the entire analytical process. Used to monitor laboratory background and reagent contamination.

Not Detected (ND): Not detected at or above the reporting limit.

Relative Percent Difference (RPD): An indication of method precision based on duplicate analyses.

Reporting Limit (RL): The lowest concentration routinely determined during laboratory operations. The RL is generally 1 to 10 times the Method Detection Limit (MDL). Reporting limits are matrix, method, and analyte dependent and take into account any dilutions performed as part of the analysis.

Surrogates: Organic compounds which are similar to analytes of interest in chemical behaviour, but are not found in environmental samples. Surrogates are added to all blanks, calibration and check standards, samples, and spiked samples. Surrogate recovery is monitored as an indication of acceptable sample preparation and instrument performance.

D: Surrogates diluted out.

! : Indicates result outside of established laboratory QC limits.

WORK ORDER: 9604410

QUALITY CONTROL REPORT

PAGE QR-2

ANALYSIS: Oil & Grease (IR)

MATRIX: Water

METHOD BLANK SAMPLES

SAMPLE TYPE: Blank-Method/Media blank		LAB ID: BLNK-0507-1		INSTR RUN: IR\960503000000/15/	
INSTRUMENT: IR Spectrophotometer		PREPARED: 05/07/96		BATCH ID: IRW050396-1	
UNITS: mg/L		ANALYZED: 05/07/96		DILUTION: 1.000000	
METHOD: SM 5520C					

ANALYTE	RESULT	REF RESULT	REPORTING LIMIT	SPIKE VALUE	RECOVERY (%)	REC LIMITS (%)		RPD LIMIT (%)
						LOW	HIGH	
Motor Oil	ND		0.5					

METHOD SPIKE SAMPLES

SAMPLE TYPE: Laboratory Control Spike		LAB ID: LCSW-0507-1		INSTR RUN: IR\960503000000/16/15	
INSTRUMENT: IR Spectrophotometer		PREPARED: 05/07/96		BATCH ID: IRW050396-1	
UNITS: mg/L		ANALYZED: 05/07/96		DILUTION: 1.000000	
METHOD: SM 5520C					

ANALYTE	RESULT	REF RESULT	REPORTING LIMIT	SPIKE VALUE	RECOVERY (%)	REC LIMITS (%)		RPD LIMIT (%)
						LOW	HIGH	
Motor Oil	6.04	ND	0.5	5.89	103	80	109	

----- End of Quality Control Report -----

1. Client: Greve Valve and Regulator Co.
 Address: 11100 W. Airport Blvd.
Stafford, TX 77477-2014
 Contact: Bill Tallent
 Alt. Contact: _____

3440 Vincent Road, Pleasant Hill, CA 94523
 Phone (510) 930-9090
 FAX (510) 930-0256

REQUEST FOR ANALYSIS / CHAIN OF CUSTODY

Lab Job Number: 9604410
 Lab Destination: AEN Pleasant Hill
 Date Samples Shipped: 4/29/96
 Lab Contact: Robin Byers
 Date Results Required: 5/7/96 STANDARD TURNAROUND (7 Days)
 Date Report Required: _____
 Client Phone No.: (713) 568-2211
 Client FAX No.: (713) 568-1414

Address Report To:

Send Invoice To:

2. Fax Results TO:
Environmental Mgmt and Engineering Inc.
Attention: Gene Gonsolin @
(205) 940-7701

3. Same as #1

Send Report To: 1 or 2 (Circle one)

Client P.O. No.: PB60146 Client Project I.D. No.: Emeryville, CA Facility

Sample Team Member (s) S. Penman / J. Lee (Environmental Sampling Services)

Lab Number	Client Sample Identification	Air Volume	Date/Time Collected	Sample Type*	Pres.	No. of Cont.	Type of Cont.	ANALYSIS										Comments / Hazards			
								1	2	3	4	5	6	7	8	9	10		11		
01AB	MW-3		4/29/96 12:00	7	HCl	2	glass filter	X													Standard Turnaround (7 Days)
02AB	MW-3 Dup		4/29/96 12:00	7	HCl	2	glass filter	X													"
03AB	MW-2		4/29/96 12:20	7	HCl	2	glass filter	X													"
04AB	MW-1		4/29/96 13:20	7	HCl	2	glass filter	X													"
																					4-28

Relinquished by: [Signature] DATE 4-29-96 TIME 14:45

Relinquished by: _____ DATE _____ TIME _____

Relinquished by: _____ DATE _____ TIME _____

Received by: [Signature] DATE 4-29-96 TIME 1445

Received by: _____ DATE _____ TIME _____

Received by: _____ DATE _____ TIME _____

Method of Shipment _____

Lab Comments _____

*Sample type (Specify): 1) 37mm 0.8 µm MCEF 2) 25mm 0.8 µm MCEF 3) 25µm 0.4 µm polycarb. filter
 4) PVC filter, diam. _____ pore size _____ 5) Charcoal tube 6) Silica gel tube 7) Water 8) Soil 9) Bulk Sample
 10) Other _____ 11) Other _____

DRS-95-E942

AMERICAN ENVIRONMENTAL NETWORK (AEN)

Job Number DRS-95-E942

Job Description _____

File Name Analytical

Document Name _____

FAX TRANSMISSION COVER

AMERICAN ENVIRONMENTAL NETWORK
3440 VINCENT ROAD
PLEASANT HILL, CA 94523

FAX NO: (510) 930-0256

PH. NO: (510) 930-9090

DATE: 04/22/96

OF PAGES (Including cover) 12

REPLY REQUESTED:
(circle request)

NO

YES

URGENT

FAX REPLY

PHONE REPLY

FYI

TO: Bill Tallent / Gene Consolin
Grove Valve / Env't. Mgt. & Engr. Inc.

AEN PROJ. NO: 9604162

CLIENT PROJ. ID: 7B0146

FROM: CLIENT SERVICES

FINAL RESULTS

PARTIAL RESULTS

PRELIMINARY RESULTS, subject to
change pending further review
and/or laboratory analysis

O&G wells	MW-3	ND
	MW-3 Dup	ND
	MW-2	ND
	MW-1	ND

Sup results ready ~ tomorrow

GROVE VALVE & REGULATOR CO.

SAMPLE ID: MW-1
 AEN LAB NO: 9604167-05
 AEN WORK ORDER: 9604167
 CLIENT PROJ. ID: PB0146

DATE SAMPLED: 04/11/96
 DATE RECEIVED: 04/11/96
 REPORT DATE: 04/22/96

ANALYTE	METHOD/ CAS#	RESULT	REPORTING LIMIT	UNITS	DATE ANALYZED
EPA 8010 - Water matrix	EPA 8010				
Bromodichloromethane	75-27-4	ND	0.5	ug/L	04/20/96
Bromoform	75-25-2	ND	0.5	ug/L	04/20/96
Bromomethane	74-83-9	ND	2	ug/L	04/20/96
Carbon Tetrachloride	56 23 5	ND	0.5	ug/L	04/20/96
Chlorobenzene	108-90-7	ND	0.5	ug/L	04/20/96
Chloroethane	75-00-3	ND	2	ug/L	04/20/96
2-Chloroethyl Vinyl Ether	110-75-8	ND	0.5	ug/L	04/20/96
Chloroform	67-66-3	ND	0.5	ug/L	04/20/96
Chloromethane	74-87-3	ND	2	ug/L	04/20/96
Dibromochloromethane	124-48-1	ND	0.5	ug/L	04/20/96
1,2-Dichlorobenzene	95-50-1	ND	0.5	ug/L	04/20/96
1,3-Dichlorobenzene	541-73-1	ND	0.5	ug/L	04/20/96
1,4-Dichlorobenzene	106-46-7	ND	0.5	ug/L	04/20/96
Dichlorodifluoromethane	75-71-8	ND	2	ug/L	04/20/96
1,1-Dichloroethane	75-34-3	ND	0.5	ug/L	04/20/96
1,2-Dichloroethane	107-06-2	ND	0.5	ug/L	04/20/96
1,1-Dichloroethene	75-35-4	ND	0.5	ug/L	04/20/96
cis-1,2-Dichloroethene	156-59-2	12 *	0.5	ug/L	04/20/96
trans-1,2-Dichloroethene	156-60-5	4.1 *	0.5	ug/L	04/20/96
1,2-Dichloropropane	78-87-5	ND	0.5	ug/L	04/20/96
cis-1,3-Dichloropropene	10061-01-5	ND	0.5	ug/L	04/20/96
trans-1,3-Dichloropropene	10061-02-6	ND	0.5	ug/L	04/20/96
Methylene Chloride	75-09-2	ND	2	ug/L	04/20/96
1,1,2,2-Tetrachloroethane	79-34-5	ND	0.5	ug/L	04/20/96
Tetrachloroethene	127-18-4	ND	0.5	ug/L	04/20/96
1,1,1-Trichloroethane	71-55-6	ND	0.5	ug/L	04/20/96
1,1,2-Trichloroethane	79-00-5	ND	0.5	ug/L	04/20/96
Trichloroethene	79-01-6	43 *	0.5	ug/L	04/20/96
Trichlorofluoromethane	75-69-4	ND	2	ug/L	04/20/96
1,1,2-Trichlorotrifluoroethane	76-13-1	ND	0.5	ug/L	04/20/96
Vinyl Chloride	75-01-4	ND	2	ug/L	04/20/96
EPA 8020 - Water matrix	EPA 8020				
Benzene	71-43-2	ND	0.5	ug/L	04/20/96
Chlorobenzene	108-90-7	ND	0.5	ug/L	04/20/96
1,2-Dichlorobenzene	95-50-1	ND	0.5	ug/L	04/20/96
1,3-Dichlorobenzene	541-73-1	ND	0.5	ug/L	04/20/96
1,4-Dichlorobenzene	106-46-7	ND	0.5	ug/L	04/20/96
Ethylbenzene	100-41-4	ND	0.5	ug/L	04/20/96
Toluene	108-88-3	ND	0.5	ug/L	04/20/96
Xylenes, Total	1330-20-7	ND	2	ug/L	04/20/96

GROVE VALVE & REGULATOR CO.

SAMPLE ID: MW-1
AEN LAB NO: 9604167-05
AEN WORK ORDER: 9604167
CLIENT PROJ. ID: PB0146

DATE SAMPLED: 04/11/96
DATE RECEIVED: 04/11/96
REPORT DATE: 04/22/96

ANALYTE	METHOD/ CAS#	RESULT	REPORTING LIMIT	UNITS	DATE ANALYZED
---------	-----------------	--------	--------------------	-------	------------------

ND = Not detected at or above the reporting limit
* = Value at or above reporting limit

GROVE VALVE & REGULATOR CO.

SAMPLE ID: MW-2
 AEN LAB NO: 9604167-02
 AEN WORK ORDER: 9604167
 CLIENT PROJ. ID: PB0146

DATE SAMPLED: 04/11/96
 DATE RECEIVED: 04/11/96
 REPORT DATE: 04/22/96

ANALYTE	METHOD/ CAS#	RESULT	REPORTING LIMIT	UNITS	DATE ANALYZED
EPA 8010 - Water matrix	EPA 8010				
Bromodichloromethane	75-27-4	ND	0.5	ug/L	04/20/96
Bromoform	75-25-2	ND	0.5	ug/L	04/20/96
Bromomethane	74-83-9	ND	2	ug/L	04/20/96
Carbon Tetrachloride	56-23-5	ND	0.5	ug/L	04/20/96
Chlorobenzene	108-90-7	ND	0.5	ug/L	04/20/96
Chloroethane	75-00-3	ND	2	ug/L	04/20/96
2-Chloroethyl Vinyl Ether	110-75-8	ND	0.5	ug/L	04/20/96
Chloroform	67-66-3	ND	0.5	ug/L	04/20/96
Chloromethane	74-87-3	ND	2	ug/L	04/20/96
Dibromochloromethane	124-48-1	ND	0.5	ug/L	04/20/96
1,2-Dichlorobenzene	95-50-1	ND	0.5	ug/L	04/20/96
1,3-Dichlorobenzene	541-73-1	ND	0.5	ug/L	04/20/96
1,4-Dichlorobenzene	106-46-7	ND	0.5	ug/L	04/20/96
Dichlorodifluoromethane	75-71-8	ND	2	ug/L	04/20/96
1,1-Dichloroethane	75-34-3	3.2 *	0.5	ug/L	04/20/96
1,2-Dichloroethane	107-06-2	ND	0.5	ug/L	04/20/96
1,1-Dichloroethene	75-35-4	ND	0.5	ug/L	04/20/96
cis-1,2-Dichloroethene	156-59-2	1.2 *	0.5	ug/L	04/20/96
trans-1,2-Dichloroethene	156-60-5	ND	0.5	ug/L	04/20/96
1,2-Dichloropropane	78-87-5	ND	0.5	ug/L	04/20/96
cis-1,3-Dichloropropene	10061-01-5	ND	0.5	ug/L	04/20/96
trans-1,3-Dichloropropene	10061-02-6	ND	0.5	ug/L	04/20/96
Methylene Chloride	75-09-2	ND	2	ug/L	04/20/96
1,1,2,2-Tetrachloroethane	79-34-5	ND	0.5	ug/L	04/20/96
Tetrachloroethene	127-18-4	ND	0.5	ug/L	04/20/96
1,1,1-Trichloroethane	71-55-6	ND	0.5	ug/L	04/20/96
1,1,2-Trichloroethane	79-00-5	ND	0.5	ug/L	04/20/96
Trichloroethene	79-01-6	6.7 *	0.5	ug/L	04/20/96
Trichlorofluoromethane	75-69-4	ND	2	ug/L	04/20/96
1,1,2Trichlorotrifluoroethane	76-13-1	ND	0.5	ug/L	04/20/96
Vinyl Chloride	75-01-4	ND	2	ug/L	04/20/96
EPA 8020 - Water matrix	EPA 8020				
Benzene	71-43-2	ND	0.5	ug/L	04/20/96
Chlorobenzene	108-90-7	ND	0.5	ug/L	04/20/96
1,2-Dichlorobenzene	95-50-1	ND	0.5	ug/L	04/20/96
1,3-Dichlorobenzene	541-73-1	ND	0.5	ug/L	04/20/96
1,4-Dichlorobenzene	106-46-7	ND	0.5	ug/L	04/20/96
Ethylbenzene	100-41-4	ND	0.5	ug/L	04/20/96
Toluene	108-88-3	ND	0.5	ug/L	04/20/96
Xylenes. Total	1330-20-7	ND	2	ug/L	04/20/96

GROVE VALVE & REGULATOR CO.

SAMPLE ID: MW-2
 AEN LAB NO: 9604167-02
 AEN WORK ORDER: 9604167
 CLIENT PROJ. ID: PB0146

DATE SAMPLED: 04/11/96
 DATE RECEIVED: 04/11/96
 REPORT DATE: 04/22/96

ANALYTE	METHOD/ CAS#	RESULT	REPORTING LIMIT	UNITS	DATE ANALYZED
---------	-----------------	--------	--------------------	-------	------------------

ND = Not detected at or above the reporting limit
 * = Value at or above reporting limit

GROVE VALVE & REGULATOR CO.

SAMPLE ID: MW-3
 AEN LAB NO: 9604167-03
 AEN WORK ORDER: 9604167
 CLIENT PROJ. ID: PB0146

DATE SAMPLED: 04/11/96
 DATE RECEIVED: 04/11/96
 REPORT DATE: 04/22/96

ANALYTE	METHOD/ CAS#	RESULT	REPORTING LIMIT	UNITS	DATE ANALYZED
EPA 8010 - Water matrix	EPA 8010				
Bromodichloromethane	75-27-4	ND	5	ug/L	04/20/96
Bromoform	75-25-2	ND	5	ug/L	04/20/96
Bromomethane	74-83-9	ND	20	ug/L	04/20/96
Carbon Tetrachloride	56-23-5	ND	5	ug/L	04/20/96
Chlorobenzene	108-90-7	ND	5	ug/L	04/20/96
Chloroethane	75-00-3	ND	20	ug/L	04/20/96
2-Chloroethyl Vinyl Ether	110-75-8	ND	5	ug/L	04/20/96
Chloroform	67-66-3	ND	5	ug/L	04/20/96
Chloromethane	74-87-3	ND	20	ug/L	04/20/96
Dibromochloromethane	124-48-1	ND	5	ug/L	04/20/96
1,2-Dichlorobenzene	95-50-1	ND	5	ug/L	04/20/96
1,3-Dichlorobenzene	541-73-1	ND	5	ug/L	04/20/96
1,4-Dichlorobenzene	106-46-7	ND	5	ug/L	04/20/96
Dichlorodifluoromethane	75-71-8	ND	20	ug/L	04/20/96
1,1-Dichloroethane	75-34-3	ND	5	ug/L	04/20/96
1,2-Dichloroethane	107-06-2	ND	5	ug/L	04/20/96
1,1-Dichloroethene	75-35-4	ND	5	ug/L	04/20/96
cis-1,2-Dichloroethene	156-59-2	34 *	5	ug/L	04/20/96
trans-1,2-Dichloroethene	156-60-5	ND	5	ug/L	04/20/96
1,2-Dichloropropane	78-87-5	ND	5	ug/L	04/20/96
cis-1,3-Dichloropropene	10061-01-5	ND	5	ug/L	04/20/96
trans-1,3-Dichloropropene	10061-02-6	ND	5	ug/L	04/20/96
Methylene Chloride	75-09-2	ND	20	ug/L	04/20/96
1,1,1,2-Tetrachloroethane	79-34-5	ND	5	ug/L	04/20/96
Tetrachloroethene	127-18-4	ND	5	ug/L	04/20/96
1,1,1-Trichloroethane	71-55-6	ND	5	ug/L	04/20/96
1,1,2-Trichloroethane	79-00-5	ND	5	ug/L	04/20/96
Trichloroethene	79-01-6	720 *	5	ug/L	04/20/96
Trichlorofluoromethane	75-69-4	ND	20	ug/L	04/20/96
1,1,2-Trichlorotrifluoroethane	76-13-1	ND	5	ug/L	04/20/96
Vinyl Chloride	75-01-4	ND	20	ug/L	04/20/96
EPA 8020 - Water matrix	EPA 8020				
Benzene	71-43-2	ND	5	ug/L	04/20/96
Chlorobenzene	108-90-7	ND	5	ug/L	04/20/96
1,2-Dichlorobenzene	95-50-1	ND	5	ug/L	04/20/96
1,3-Dichlorobenzene	541-73-1	ND	5	ug/L	04/20/96
1,4-Dichlorobenzene	106-46-7	ND	5	ug/L	04/20/96
Ethylbenzene	100-41-4	ND	5	ug/L	04/20/96
Toluene	108-88-3	ND	5	ug/L	04/20/96
Xylenes, Total	1330-20-7	ND	20	ug/L	04/20/96

GROVE VALVE & REGULATOR CO.

SAMPLE ID: MW-3
AEN LAB NO: 9604167-03
AEN WORK ORDER: 9604167
CLIENT PROJ. ID: PB0146

DATE SAMPLED: 04/11/96
DATE RECEIVED: 04/11/96
REPORT DATE: 04/22/96

ANALYTE	METHOD/ CAS#	RESULT	REPORTING LIMIT	UNITS	DATE ANALYZED
---------	-----------------	--------	--------------------	-------	------------------

ND = Not detected at or above the reporting limit
* = Value at or above reporting limit

GROVE VALVE & REGULATOR CO.

SAMPLE ID: MW-3 DUPLICATE
 AEN LAB NO: 9604167-04
 AEN WORK ORDER: 9604167
 CLIENT PROJ. ID: PB0146

DATE SAMPLED: 04/11/96
 DATE RECEIVED: 04/11/96
 REPORT DATE: 04/22/96

ANALYTE	METHOD/ CAS#	RESULT	REPORTING LIMIT	UNITS	DATE ANALYZED
EPA 8010 - Water matrix	EPA 8010				
Bromodichloromethane	75-27-4	ND	5	ug/L	04/20/96
Bromoform	75-25-2	ND	5	ug/L	04/20/96
Bromomethane	74-83-9	ND	20	ug/L	04/20/96
Carbon Tetrachloride	56-23-5	ND	5	ug/L	04/20/96
Chlorobenzene	108 90 7	ND	5	ug/L	04/20/96
Chloroethane	75-00-3	ND	20	ug/L	04/20/96
2-Chloroethyl Vinyl Ether	110-75-8	ND	5	ug/L	04/20/96
Chloroform	67-66-3	ND	5	ug/L	04/20/96
Chloromethane	74-87-3	ND	20	ug/L	04/20/96
Dibromochloromethane	124-48-1	ND	5	ug/L	04/20/96
1,2-Dichlorobenzene	95-50-1	ND	5	ug/L	04/20/96
1,3-Dichlorobenzene	541-73-1	ND	5	ug/L	04/20/96
1,4-Dichlorobenzene	106-46-7	ND	5	ug/L	04/20/96
Dichlorodifluoromethane	75-71-8	ND	20	ug/L	04/20/96
1,1-Dichloroethane	75-34-3	ND	5	ug/L	04/20/96
1,2-Dichloroethane	107-06-2	ND	5	ug/L	04/20/96
1,1-Dichloroethene	75-35-4	ND	5	ug/L	04/20/96
cis-1,2-Dichloroethene	156-59-2	36 *	5	ug/L	04/20/96
trans-1,2-Dichloroethene	156-60-5	ND	5	ug/L	04/20/96
1,2-Dichloropropane	78-87-5	ND	5	ug/L	04/20/96
cis-1,3-Dichloropropene	10061-01-5	ND	5	ug/L	04/20/96
trans-1,3-Dichloropropene	10061-02-6	ND	5	ug/L	04/20/96
Methylene Chloride	75-09-2	ND	20	ug/L	04/20/96
1,1,2,2-Tetrachloroethane	79-34-5	ND	5	ug/L	04/20/96
Tetrachloroethene	127-18-4	ND	5	ug/L	04/20/96
1,1,1-Trichloroethane	71-55-6	ND	5	ug/L	04/20/96
1,1,2-Trichloroethane	79-00-5	ND	5	ug/L	04/20/96
Trichloroethene	79-01-6	770 *	5	ug/L	04/20/96
Trichlorofluoromethane	75-69-4	ND	20	ug/L	04/20/96
1,1,2Trichlorotrifluoroethane	76-13-1	ND	5	ug/L	04/20/96
Vinyl Chloride	75-01-4	ND	20	ug/L	04/20/96
EPA 8020 - Water matrix	EPA 8020				
Benzene	71-43-2	ND	5	ug/L	04/20/96
Chlorobenzene	108-90-7	ND	5	ug/L	04/20/96
1,2-Dichlorobenzene	95-50-1	ND	5	ug/L	04/20/96
1,3-Dichlorobenzene	541-73-1	ND	5	ug/L	04/20/96
1,4 Dichlorobenzene	106-46-7	ND	5	ug/L	04/20/96
Ethylbenzene	100-41-4	ND	5	ug/L	04/20/96
Toluene	108-88-3	ND	5	ug/L	04/20/96
Xylenes, Total	1330-20-7	ND	20	ug/L	04/20/96

GROVE VALVE & REGULATOR CO.

SAMPLE ID: MW-3 DUPLICATE
AEN LAB NO: 9604167.04
AEN WORK ORDER: 9604167
CLIENT PROJ. ID: PB0146

DATE SAMPLED: 04/11/96
DATE RECEIVED: 04/11/96
REPORT DATE: 04/22/96

ANALYTE	METHOD/ CAS#	RESULT	REPORTING LIMIT	UNITS	DATE ANALYZED
---------	-----------------	--------	--------------------	-------	------------------

ND = Not detected at or above the reporting limit
* = Value at or above reporting limit

GROVE VALVE & REGULATOR CO.

SAMPLE ID: TRAVEL BLANK
 AEN LAB NO: 9604167-01
 AEN WORK ORDER: 9604167
 CLIENT PROJ. ID: PB0146

DATE SAMPLED: 03/21/96
 DATE RECEIVED: 04/11/96
 REPORT DATE: 04/22/96

ANALYTE	METHOD/ CAS#	RESULT	REPORTING LIMIT	UNITS	DATE ANALYZED
EPA 8010 - Water matrix	EPA 8010				
Bromodichloromethane	75-27-4	ND	0.5	ug/L	04/19/96
Bromoform	75-25-2	ND	0.5	ug/L	04/19/96
Bromomethane	74-83-9	ND	2	ug/l	04/19/96
Carbon Tetrachloride	56-23-5	ND	0.5	ug/L	04/19/96
Chlorobenzene	108-90-7	ND	0.5	ug/L	04/19/96
Chloroethane	75-00-3	ND	2	ug/L	04/19/96
2-Chloroethyl Vinyl Ether	110-75-8	ND	0.5	ug/L	04/19/96
Chloroform	67-66-3	ND	0.5	ug/L	04/19/96
Chloromethane	74-87-3	ND	2	ug/L	04/19/96
Dibromochloromethane	124-48-1	ND	0.5	ug/L	04/19/96
1,2-Dichlorobenzene	95-50-1	ND	0.5	ug/L	04/19/96
1,3-Dichlorobenzene	541-73-1	ND	0.5	ug/L	04/19/96
1,4-Dichlorobenzene	106-46-7	ND	0.5	ug/L	04/19/96
Dichlorodifluoromethane	75-71-8	ND	2	ug/L	04/19/96
1,1-Dichloroethane	75-34-3	ND	0.5	ug/L	04/19/96
1,2-Dichloroethane	107-06-2	ND	0.5	ug/L	04/19/96
1,1-Dichloroethene	75-35-4	ND	0.5	ug/L	04/19/96
cis-1,2-Dichloroethene	156-59-2	ND	0.5	ug/L	04/19/96
trans-1,2-Dichloroethene	156-60-5	ND	0.5	ug/L	04/19/96
1,2-Dichloropropane	78-87-5	ND	0.5	ug/L	04/19/96
cis-1,3-Dichloropropene	10061-01-5	ND	0.5	ug/L	04/19/96
trans-1,3-Dichloropropene	10061-02-6	ND	0.5	ug/L	04/19/96
Methylene Chloride	75-09-2	ND	2	ug/L	04/19/96
1,1,2,2-Tetrachloroethane	79-34-5	ND	0.5	ug/L	04/19/96
Tetrachloroethene	127-18-4	ND	0.5	ug/L	04/19/96
1,1,1-Trichloroethane	71-55-6	ND	0.5	ug/L	04/19/96
1,1,2-Trichloroethane	79-00-5	ND	0.5	ug/L	04/19/96
Trichloroethene	79-01-6	ND	0.5	ug/L	04/19/96
Trichlorofluoromethane	75-69-4	ND	2	ug/L	04/19/96
1,1,2Trichlorotrifluoroethane	76-13-1	ND	0.5	ug/L	04/19/96
Vinyl Chloride	75-01-4	ND	2	ug/L	04/19/96
EPA 8020 - Water matrix	EPA 8020				
Benzene	71-43-2	ND	0.5	ug/L	04/19/96
Chlorobenzene	108-90-7	ND	0.5	ug/L	04/19/96
1,2-Dichlorobenzene	95-50-1	ND	0.5	ug/L	04/19/96
1,3-Dichlorobenzene	541-73-1	ND	0.5	ug/L	04/19/96
1,4 Dichlorobenzene	106-46-7	ND	0.5	ug/L	04/19/96
Ethylbenzene	100-41-4	ND	0.5	ug/L	04/19/96
Toluene	108-88-3	ND	0.5	ug/L	04/19/96
Xylenes, Total	1330-20-7	ND	2	ug/L	04/19/96

GROVE VALVE & REGULATOR CO.

SAMPLE ID: TRAVEL BLANK
 AEN LAB NO: 9604167-01
 AEN WORK ORDER: 9604167
 CLIENT PROJ. ID: PB0146

DATE SAMPLED: 03/21/96
 DATE RECEIVED: 04/11/96
 REPORT DATE: 04/22/96

ANALYTE	METHOD/ CAS#	RESULT	REPORTING LIMIT	UNITS	DATE ANALYZED
---------	-----------------	--------	--------------------	-------	------------------

ND = Not detected at or above the reporting limit
 * = Value at or above reporting limit

1. Client: Grove Valve and Regulator Co.
 Address: 1100 W. Airport Blvd.
Stafford, Texas 77477
 Contact: Bill Tallent
 Alt. Contact: _____

3440 Vincent Road, Pleasant Hill, CA 94523
 Phone (510) 930-9090
 FAX (510) 930-0256

REQUEST FOR ANALYSIS / CHAIN OF CUSTODY

Lab Job Number: 9604167
 Lab Destination: AEN Pleasant Hill
 Date Samples Shipped: 4/11/96
 Lab Contact: Robin Byars
 Date Results Required: 4/22/96 Normal Turnaround 7 Days
 Date Report Required: _____
 Client Phone No.: (800) 847-1099 or (713) 568-2211
 Client FAX No.: (713) 568-1481

Address Report To:

Send Invoice To:

* Also for a copy of results to:
 Environmental Mgt. and Engineering Inc.
 Attention: Gene Goncalves
 (206) 940-7701

3. Same as #1

Send Report To: 1 or 2 (Circle one)

Client P.O. No.: PB60146 Client Project I.D. No.: Emerquille, CA

Sample Team Member(s) Jacki Lee / Steve Penman

Lab Number	Client Sample Identification	Air Volume	Date/Time Collected	Sample Type	Pres.	No. of Cont.	Type of Cont.	ANALYSIS							Comments / Hazards										
								1	2	3	4	5	6	7											
01AB	Travel Blank		4/11/96 1045	7	HCl	2	VOC	X																Standard Turnaround: 7 Days	
02A-C	MW-2		4/11/96 1045	7	HCl	3	VOC	X																	
02A-C	MW-3		4/11/96 1115	7	HCl	3	VOC	X																	
02A-C	MW-3 DUPLICATE		4/11/96 1415	7	HCl	3	VOC	X																	
02A-C	MW-1		4/11/96 1550	7	HCl	3	VOC	X																	

Handwritten: 02A-C

Handwritten: 4-18-96 pm Per Bill Tallent, change analysis to

Relinquished by: (Signature) [Signature] DATE 4/11/96 TIME 1802 Received by: (Signature) [Signature] DATE 4/11/96 TIME 1802
 Relinquished by: (Signature) _____ DATE _____ TIME _____ Received by: (Signature) _____ DATE _____ TIME _____
 Relinquished by: (Signature) _____ DATE _____ TIME _____ Received by: (Signature) _____ DATE _____ TIME _____
 Method of Shipment _____ Lab Comments _____

* Sample type (Specify): 1) 37mm 0.8 µm MCEF 2) 25mm 0.8 µm MCEF 3) 25mm 0.4 µm polycarb. filter
 4) PVC filter, diam. _____ pore size _____ 5) Charcoal tube 6) Silica gel tube 7) Water 8) Soil 9) Bulk Sample
 10) Other _____ (1) Other _____
 CODES: WHITE: MCFEIL YELLOW: MCFEIE PURK: CLIENT

AEN CALIFORNIA FAX NO. 5109300256 APR-22-96 MON 17:06 P. 12/12

AMERICAN ENVIRONMENTAL NETWORK (AEN)
3440 VINCENT ROAD
PLEASANT HILL, CA 94523

FAX TRANSMISSION COVER

AEN FAX NO. (510) 930-0256

AEN PH NO. (510) 930-9090

DATE: 08/12/96

OF PAGES (Including cover) 12

REPLY REQUESTED? NO YES URGENT FAX / PHONE REPLY FYI

TO: Gene Gonsowlin
Environmental Mngt & Engr Inc

FROM: CLIENT SERVICES

AEN PROJ NO: 9607396

CLIENT PROJ ID: Emeryville CA

- FINAL RESULTS
- PARTIAL RESULTS
- PRELIMINARY RESULTS - subject to change pending further review and/or laboratory analysis

GROVE VALVE & REGULATOR CO.

SAMPLE ID: TRAVEL BLANK
 AEN LAB NO: 9607396-01
 AEN WORK ORDER: 9607396
 CLIENT PROJ. ID: EMERYVILLE, CA

DATE SAMPLED: 07/30/96
 DATE RECEIVED: 07/30/96
 REPORT DATE: 08/08/96

ANALYTE	METHOD/ CAS#	RESULT	REPORTING LIMIT	UNITS	DATE ANALYZED
EPA 8010 - Water matrix	EPA 8010				
Bromodichloromethane	75-27-4	ND	0.5	ug/L	08/07/96
Bromoform	75-25-2	ND	0.5	ug/L	08/07/96
Bromomethane	74-83-9	ND	2	ug/L	08/07/96
Carbon Tetrachloride	56-23-5	ND	0.5	ug/L	08/07/96
Chlorobenzene	108-90-7	ND	0.5	ug/L	08/07/96
Chloroethane	75-00-3	ND	2	ug/L	08/07/96
2-Chloroethyl Vinyl Ether	110-75-8	ND	0.5	ug/L	08/07/96
Chloroform	67-66-3	ND	0.5	ug/L	08/07/96
Chloromethane	74-87-3	ND	2	ug/L	08/07/96
Dibromochloromethane	124-48-1	ND	0.5	ug/L	08/07/96
1,2-Dichlorobenzene	95-50-1	ND	0.5	ug/L	08/07/96
1,3-Dichlorobenzene	541-73-1	ND	0.5	ug/L	08/07/96
1,4-Dichlorobenzene	106-46-7	ND	0.5	ug/L	08/07/96
Dichlorodifluoromethane	75-71-8	ND	2	ug/L	08/07/96
1,1-Dichloroethane	75-34-3	ND	0.5	ug/L	08/07/96
1,2-Dichloroethane	107-06-2	ND	0.5	ug/L	08/07/96
1,1-Dichloroethene	75-35-4	ND	0.5	ug/L	08/07/96
cis-1,2-Dichloroethene	156-59-2	ND	0.5	ug/L	08/07/96
trans-1,2-Dichloroethene	156-60-5	ND	0.5	ug/L	08/07/96
1,2-Dichloropropane	78-87-5	ND	0.5	ug/L	08/07/96
cis-1,3-Dichloropropene	10061-01-5	ND	0.5	ug/L	08/07/96
trans-1,3-Dichloropropene	10061-02-6	ND	0.5	ug/L	08/07/96
Methylene Chloride	75-09-2	ND	2	ug/L	08/07/96
1,1,2,2-Tetrachloroethane	79-34-5	ND	0.5	ug/L	08/07/96
Tetrachloroethene	127-18-4	ND	0.5	ug/L	08/07/96
1,1,1-Trichloroethane	71-55-6	ND	0.5	ug/L	08/07/96
1,1,2-Trichloroethane	79-00-5	ND	0.5	ug/L	08/07/96
Trichloroethene	79-01-6	ND	0.5	ug/L	08/07/96
Trichlorofluoromethane	75-69-4	ND	2	ug/L	08/07/96
1,1,2Trichlorotrifluoroethane	76-13-1	ND	0.5	ug/L	08/07/96
Vinyl Chloride	75-01-4	ND	2	ug/L	08/07/96
EPA 8020 - Water matrix	EPA 8020				
Benzene	71-43-2	ND	0.5	ug/L	08/07/96
Chlorobenzene	108-90-7	ND	0.5	ug/L	08/07/96
1,2-Dichlorobenzene	95-50-1	ND	0.5	ug/L	08/07/96
1,3-Dichlorobenzene	541-73-1	ND	0.5	ug/L	08/07/96
1,4-Dichlorobenzene	106-46-7	ND	0.5	ug/L	08/07/96
Ethylbenzene	100-41-4	ND	0.5	ug/L	08/07/96
Toluene	108-88-3	ND	0.5	ug/L	08/07/96
Xylenes, Total	1330-20-7	ND	2	ug/L	08/07/96

PAGE 3

GROVE VALVE & REGULATOR CO.

SAMPLE ID: TRAVEL BLANK
AEN LAB NO: 9607396-01
AEN WORK ORDER: 9607396
CLIENT PROJ. ID: EMERYVILLE, CA

DATE SAMPLED: 07/30/96
DATE RECEIVED: 07/30/96
REPORT DATE: 08/08/96

ANALYTE	METHOD/ CAS#	RESULT	REPORTING LIMIT	UNITS	DATE ANALYZED
---------	-----------------	--------	--------------------	-------	------------------

ND = Not detected at or above the reporting limit
* = Value at or above reporting limit

GROVE VALVE & REGULATOR CO.

SAMPLE ID: MW-3
 AEN LAB NO: 9607396-02
 AEN WORK ORDER: 9607396
 CLIENT PROJ. ID: EMERYVILLE, CA

DATE SAMPLED: 07/30/96
 DATE RECEIVED: 07/30/96
 REPORT DATE: 08/08/96

ANALYTE	METHOD/ CAS#	RESULT	REPORTING LIMIT	UNITS	DATE ANALYZED
#Water Extrn for O&G	IR	-		Extrn Date	08/02/96
Oil & Grease (IR)	SM 5520C	ND	0.5 mg/L		08/05/96
EPA 8010 - Water matrix	EPA 8010				
Bromodichloromethane	75-27-4	ND	10 ug/L		08/05/96
Bromoform	75-25-2	ND	10 ug/L		08/05/96
Bromomethane	74-83-9	ND	40 ug/L		08/05/96
Carbon Tetrachloride	56-23-5	ND	10 ug/L		08/05/96
Chlorobenzene	108-90-7	ND	10 ug/L		08/05/96
Chloroethane	75-00-3	ND	40 ug/L		08/05/96
2-Chloroethyl Vinyl Ether	110-75-8	ND	10 ug/L		08/05/96
Chloroform	67-66-3	ND	10 ug/L		08/05/96
Chloromethane	74-87-3	ND	40 ug/L		08/05/96
Dibromochloromethane	124-48-1	ND	10 ug/L		08/05/96
1,2-Dichlorobenzene	95-50-1	ND	10 ug/L		08/05/96
1,3-Dichlorobenzene	541-73-1	ND	10 ug/L		08/05/96
1,4-Dichlorobenzene	106-46-7	ND	10 ug/L		08/05/96
Dichlorodifluoromethane	75-71-8	ND	40 ug/L		08/05/96
1,1-Dichloroethane	75-34-3	ND	10 ug/L		08/05/96
1,2-Dichloroethane	107-06-2	ND	10 ug/L		08/05/96
1,1-Dichloroethene	75-35-4	ND	10 ug/L		08/05/96
cis-1,2-Dichloroethene	156-59-2	40 *	10 ug/L		08/05/96
trans-1,2-Dichloroethene	156-60-5	ND	10 ug/L		08/05/96
1,2-Dichloropropane	78-87-5	ND	10 ug/L		08/05/96
cis-1,3-Dichloropropene	10061-01-5	ND	10 ug/L		08/05/96
trans-1,3-Dichloropropene	10061-02-6	ND	10 ug/L		08/05/96
Methylene Chloride	75-09-2	ND	40 ug/L		08/05/96
1,1,2,2-Tetrachloroethane	79-34-5	ND	10 ug/L		08/05/96
Tetrachloroethene	127-18-4	ND	10 ug/L		08/05/96
1,1,1-Trichloroethane	71-55-6	ND	10 ug/L		08/05/96
1,1,2-Trichloroethane	79-00-5	ND	10 ug/L		08/05/96
Trichloroethene	79-01-6	810 *	10 ug/L		08/05/96
Trichlorofluoromethane	75-69-4	ND	40 ug/L		08/05/96
1,1,2Trichlorotrifluoroethane	76-13-1	ND	10 ug/L		08/05/96
Vinyl Chloride	75-01-4	ND	40 ug/L		08/05/96
EPA 8020 - Water matrix	EPA 8020				
Benzene	71-43-2	ND	10 ug/L		08/05/96
Chlorobenzene	108-90-7	ND	10 ug/L		08/05/96
1,2-Dichlorobenzene	95-50-1	ND	10 ug/L		08/05/96
1,3-Dichlorobenzene	541-73-1	ND	10 ug/L		08/05/96

GROVE VALVE & REGULATOR CO.

SAMPLE ID: MW-3
AEN LAB NO: 9607396-02
AEN WORK ORDER: 9607396
CLIENT PROJ. ID: EMERYVILLE, CA

DATE SAMPLED: 07/30/96
DATE RECEIVED: 07/30/96
REPORT DATE: 08/08/96

ANALYTE	METHOD/ CAS#	RESULT	REPORTING LIMIT	UNITS	DATE ANALYZED
1,4-Dichlorobenzene	106-46-7	ND	10	ug/L	08/05/96
Ethylbenzene	100-41-4	ND	10	ug/L	08/05/96
Toluene	108-88-3	ND	10	ug/L	08/05/96
Xylenes, Total	1330-20-7	ND	40	ug/L	08/05/96

ND = Not detected at or above the reporting limit

* = Value at or above reporting limit

GROVE VALVE & REGULATOR CO.

SAMPLE ID: MW-3 DUPLICATE
 AEN LAB NO: 9607396-03
 AEN WORK ORDER: 9607396
 CLIENT PROJ. ID: EMERYVILLE,CA

DATE SAMPLED: 07/30/96
 DATE RECEIVED: 07/30/96
 REPORT DATE: 08/08/96

ANALYTE	METHOD/ CAS#	RESULT	REPORTING LIMIT	UNITS	DATE ANALYZED
#Water Extrn for O&G	IR	-		Extrn Date	08/02/96
Oil & Grease (IR)	SM 5520C	ND	0.5 mg/L		08/05/96
EPA 8010 - Water matrix	EPA 8010				
Bromodichloromethane	75-27-4	ND	10 ug/L		08/05/96
Bromoform	75-25-2	ND	10 ug/L		08/05/96
Bromomethane	74-83-9	ND	40 ug/L		08/05/96
Carbon Tetrachloride	56-23-5	ND	10 ug/L		08/05/96
Chlorobenzene	108-90-7	ND	10 ug/L		08/05/96
Chloroethane	75-00-3	ND	40 ug/L		08/05/96
2-Chloroethyl Vinyl Ether	110-75-8	ND	10 ug/L		08/05/96
Chloroform	67-66-3	ND	10 ug/L		08/05/96
Chloromethane	74-87-3	ND	40 ug/L		08/05/96
Dibromochloromethane	124-48-1	ND	10 ug/L		08/05/96
1,2-Dichlorobenzene	95-50-1	ND	10 ug/L		08/05/96
1,3-Dichlorobenzene	541-73-1	ND	10 ug/L		08/05/96
1,4-Dichlorobenzene	106-46-7	ND	10 ug/L		08/05/96
Dichlorodifluoromethane	75-71-8	ND	40 ug/L		08/05/96
1,1-Dichloroethane	75-34-3	ND	10 ug/L		08/05/96
1,2-Dichloroethane	107-06-2	ND	10 ug/L		08/05/96
1,1-Dichloroethene	75-35-4	ND	10 ug/L		08/05/96
cis-1,2-Dichloroethene	156-59-2	40 *	10 ug/L		08/05/96
trans-1,2-Dichloroethene	156-60-5	ND	10 ug/L		08/05/96
1,2-Dichloropropane	78-87-5	ND	10 ug/L		08/05/96
cis-1,3-Dichloropropene	10061-01-5	ND	10 ug/L		08/05/96
trans-1,3-Dichloropropene	10061-02-6	ND	10 ug/L		08/05/96
Methylene Chloride	75-09-2	ND	40 ug/L		08/05/96
1,1,2,2-Tetrachloroethane	79-34-5	ND	10 ug/L		08/05/96
Tetrachloroethene	127-18-4	ND	10 ug/L		08/05/96
1,1,1-Trichloroethane	71-55-6	ND	10 ug/L		08/05/96
1,1,2-Trichloroethane	79-00-5	ND	10 ug/L		08/05/96
Trichloroethene	79-01-6	710 *	10 ug/L		08/05/96
Trichlorofluoromethane	75-69-4	ND	40 ug/L		08/05/96
1,1,2Trichlorotrifluoroethane	76-13-1	ND	10 ug/L		08/05/96
Vinyl Chloride	75-01-4	ND	40 ug/L		08/05/96
EPA 8020 - Water matrix	EPA 8020				
Benzene	71-43-2	ND	10 ug/L		08/05/96
Chlorobenzene	108-90-7	ND	10 ug/L		08/05/96
1,2-Dichlorobenzene	95-50-1	ND	10 ug/L		08/05/96
1,3-Dichlorobenzene	541-73-1	ND	10 ug/L		08/05/96

PAGE 7

GROVE VALVE & REGULATOR CO.

SAMPLE ID: MW-3 DUPLICATE
AEN LAB NO: 9607396-03
AEN WORK ORDER: 9607396
CLIENT PROJ. ID: EMERYVILLE, CA

DATE SAMPLED: 07/30/96
DATE RECEIVED: 07/30/96
REPORT DATE: 08/08/96

ANALYTE	METHOD/ CAS#	RESULT	REPORTING LIMIT	UNITS	DATE ANALYZED
1,4-Dichlorobenzene	106-46-7	ND	10	ug/L	08/05/96
Ethylbenzene	100-41-4	ND	10	ug/L	08/05/96
Toluene	108-88-3	ND	10	ug/L	08/05/96
Xylenes, Total	1330-20-7	ND	40	ug/L	08/05/96

ND = Not detected at or above the reporting limit
* = Value at or above reporting limit

GROVE VALVE & REGULATOR CO.

SAMPLE ID: MW-2
 AEN LAB NO: 9607396.04
 AEN WORK ORDER: 9607396
 CLIENT PROJ. ID: EMERYVILLE, CA

DATE SAMPLED: 07/30/96
 DATE RECEIVED: 07/30/96
 REPORT DATE: 08/08/96

ANALYTE	METHOD/ CAS#	RESULT	REPORTING LIMIT	UNITS	DATE ANALYZED
#Water Extrn for O&G	IR	-		Extrn Date	08/02/96
Oil & Grease (IR)	SM 5520C	ND	0.5	mg/L	08/05/96
EPA 8010 - Water matrix	EPA 8010				
Bromodichloromethane	75-27-4	ND	0.5	ug/L	08/03/96
Bromoform	75-25-2	ND	0.5	ug/L	08/03/96
Bromomethane	74-83-9	ND	2	ug/L	08/03/96
Carbon tetrachloride	56-23-5	ND	0.5	ug/L	08/03/96
Chlorobenzene	108-90-7	ND	0.5	ug/L	08/03/96
Chloroethane	75-00-3	ND	2	ug/L	08/03/96
2-Chloroethyl Vinyl Ether	110-75-8	ND	0.5	ug/L	08/03/96
Chloroform	67-66-3	ND	0.5	ug/L	08/03/96
Chloromethane	74-87-3	ND	2	ug/L	08/03/96
Dibromochloromethane	124-48-1	ND	0.5	ug/L	08/03/96
1,2-Dichlorobenzene	95-50-1	ND	0.5	ug/L	08/03/96
1,3-Dichlorobenzene	541-73-1	ND	0.5	ug/L	08/03/96
1,4-Dichlorobenzene	106-46-7	ND	0.5	ug/L	08/03/96
Dichlorodifluoromethane	75-71-8	ND	2	ug/L	08/03/96
1,1-Dichloroethane	75-34-3	3.3 *	0.5	ug/L	08/03/96
1,2-Dichloroethane	107-06-2	ND	0.5	ug/L	08/03/96
1,1-Dichloroethene	75-35-4	ND	0.5	ug/L	08/03/96
cis-1,2-Dichloroethene	156-59-2	1.8 *	0.5	ug/L	08/03/96
trans-1,2-Dichloroethene	156-60-5	ND	0.5	ug/L	08/03/96
1,2-Dichloropropane	78-87-5	ND	0.5	ug/L	08/03/96
cis-1,3-Dichloropropene	10061-01-5	ND	0.5	ug/L	08/03/96
trans-1,3-Dichloropropene	10061-02-6	ND	0.5	ug/L	08/03/96
Methylene Chloride	75-09-2	ND	2	ug/L	08/03/96
1,1,2,2-Tetrachloroethane	79-34-5	ND	0.5	ug/L	08/03/96
Tetrachloroethene	127-18-4	ND	0.5	ug/L	08/03/96
1,1,1-Trichloroethane	71-55-6	ND	0.5	ug/L	08/03/96
1,1,2-Trichloroethane	79-00-5	ND	0.5	ug/L	08/03/96
Trichloroethene	79-01-6	12 *	0.5	ug/L	08/03/96
Trichlorofluoromethane	75-69-4	ND	2	ug/L	08/03/96
1,1,2Trichlorotrifluoroethane	76-13-1	ND	0.5	ug/L	08/03/96
Vinyl Chloride	75-01-4	ND	2	ug/L	08/03/96
EPA 8020 - Water matrix	EPA 8020				
Benzene	71-43-2	ND	0.5	ug/L	08/03/96
Chlorobenzene	108-90-7	ND	0.5	ug/L	08/03/96
1,2-Dichlorobenzene	95-50-1	ND	0.5	ug/L	08/03/96
1,3-Dichlorobenzene	541-73-1	ND	0.5	ug/L	08/03/96

GROVE VALVE & REGULATOR CO.

SAMPLE ID: MW-2
AEN LAB NO: 9607396-04
AEN WORK ORDER: 9607396
CLIENT PROJ. ID: EMERYVILLE, CA

DATE SAMPLED: 07/30/96
DATE RECEIVED: 07/30/96
REPORT DATE: 08/08/96

ANALYTE	METHOD/ CAS#	RESULT	REPORTING LIMIT	UNITS	DATE ANALYZED
1,4-Dichlorobenzene	106-46-7	ND	0.5	ug/L	08/03/96
Ethylbenzene	100-41-4	ND	0.5	ug/L	08/03/96
Toluene	108-88-3	ND	0.5	ug/L	08/03/96
Xylenes, Total	1330-20-7	ND	2	ug/L	08/03/96

ND = Not detected at or above the reporting limit
* = Value at or above reporting limit

GROVE VALVE & REGULATOR CO.

SAMPLE ID: MW-1
 AEN LAB NO: 9607396-05
 AEN WORK ORDER: 9607396
 CLIENT PROJ. ID: EMERYVILLE, CA

DATE SAMPLED: 07/30/96
 DATE RECEIVED: 07/30/96
 REPORT DATE: 08/08/96

ANALYTE	METHOD/ CAS#	RESULT	REPORTING LIMIT	UNITS	DATE ANALYZED
#Water Extrn for O&G	IR	-		Extrn Date	08/02/96
Oil & Grease (IR)	SM 5520C	ND	0.5	mg/L	08/05/96
EPA 8010 - Water matrix	EPA 8010				
Bromodichloromethane	75-27-4	ND	0.5	ug/L	08/03/96
Bromoform	75-25-2	ND	0.5	ug/L	08/03/96
Bromomethane	74-83-9	ND	2	ug/L	08/03/96
Carbon Tetrachloride	56-23-5	ND	0.5	ug/L	08/03/96
Chlorobenzene	108-90-7	ND	0.5	ug/L	08/03/96
Chloroethane	75-00-3	ND	2	ug/L	08/03/96
2-Chloroethyl Vinyl Ether	110-75-8	ND	0.5	ug/L	08/03/96
Chloroform	67-66-3	ND	0.5	ug/L	08/03/96
Chloromethane	74-87-3	ND	2	ug/L	08/03/96
Dibromochloromethane	124-48-1	ND	0.5	ug/L	08/03/96
1,2-Dichlorobenzene	95-50-1	ND	0.5	ug/L	08/03/96
1,3-Dichlorobenzene	541-73-1	ND	0.5	ug/L	08/03/96
1,4-Dichlorobenzene	106-46-7	ND	0.5	ug/L	08/03/96
Dichlorodifluoromethane	75-71-8	ND	2	ug/L	08/03/96
1,1-Dichloroethane	75-34-3	ND	0.5	ug/L	08/03/96
1,2-Dichloroethane	107-06-2	ND	0.5	ug/L	08/03/96
1,1-Dichloroethene	75-35-4	ND	0.5	ug/L	08/03/96
cis-1,2-Dichloroethane	156-59-2	15 *	0.5	ug/L	08/03/96
trans-1,2-Dichloroethene	156-60-5	5.3 *	0.5	ug/L	08/03/96
1,2-Dichloropropane	78-87-5	ND	0.5	ug/L	08/03/96
cis-1,3-Dichloropropene	10061-01-5	ND	0.5	ug/L	08/03/96
trans-1,3-Dichloropropene	10061-02-6	ND	0.5	ug/L	08/03/96
Methylene Chloride	75-09-2	ND	2	ug/L	08/03/96
1,1,2,2-tetrachloroethane	79-34-5	ND	0.5	ug/L	08/03/96
Tetrachloroethene	127-18-4	ND	0.5	ug/L	08/03/96
1,1,1-Trichloroethane	71-55-6	ND	0.5	ug/L	08/03/96
1,1,2-Trichloroethane	79-00-5	ND	0.5	ug/L	08/03/96
Trichloroethene	79-01-6	60 *	0.5	ug/L	08/03/96
Trichlorofluoromethane	75-69-4	ND	2	ug/L	08/03/96
1,1,2Trichlorotrifluoroethane	76-13-1	ND	0.5	ug/L	08/03/96
Vinyl Chloride	75-01-4	ND	2	ug/L	08/03/96
EPA 8020 - Water matrix	EPA 8020				
Benzene	71-43-2	ND	0.5	ug/L	08/03/96
Chlorobenzene	108-90-7	ND	0.5	ug/L	08/03/96
1,2-Dichlorobenzene	95-50-1	ND	0.5	ug/L	08/03/96
1,3-Dichlorobenzene	541-73-1	ND	0.5	ug/L	08/03/96

PAGE 11

GROVE VALVE & REGULATOR CO.

SAMPLE ID: MW-1
AEN LAB NO: 9607396-05
AEN WORK ORDER: 9607396
CLIENT PROJ. ID: EMERYVILLE, CA

DATE SAMPLED: 07/30/96
DATE RECEIVED: 07/30/96
REPORT DATE: 08/08/96

ANALYTE	METHOD/ CAS#	RESULT	REPORTING LIMIT	UNITS	DATE ANALYZED
1,4-Dichlorobenzene	106-46-7	ND	0.5 ug/L		08/03/96
Ethylbenzene	100-41-4	ND	0.5 ug/L		08/03/96
Toluene	108-88-3	ND	0.5 ug/L		08/03/96
Xylenes, Total	1330-20-7	ND	2 ug/L		08/03/96

ND = Not detected at or above the reporting limit

* = Value at or above reporting limit

**ATTACHMENT 4 – Laboratory Analytical
Report for Sanitary Sewer
Discharge Monitoring Events**

American Environmental Network

Certificate of Analysis

DOHS Certification: 1172

AIHA Accreditation: 11134

PAGE 1

ENVIRONMENTAL MGMT & ENG INC
PO BOX 19866
BIRMINGHAM, AL 35219

REPORT DATE: 07/10/96

DATE(S) SAMPLED: 06/27/96

DATE RECEIVED: 06/27/96

ATTN: GENE GONSOULIN
CLIENT PROJ. ID: EMERYVILLE

AEN WORK ORDER: 9606357

P.O. NUMBER: PB60146

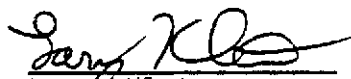
PROJECT SUMMARY:

On June 27, 1996, this laboratory received 2 water sample(s).

Client requested sample(s) be analyzed for chemical parameters. Results of analysis are summarized on the following page(s). Please see quality control report for a summary of QC data pertaining to this project.

Samples will be stored for 30 days after completion of analysis, then disposed of in accordance with State and Federal regulations. Samples may be archived by prior arrangement.

If you have any questions, please contact Client Services at (510) 930-9090.


Larry Klein
Laboratory Director

ENVIRONMENTAL MGMT & ENG INC

SAMPLE ID: S30 AIRSTRIPPER SAM.PORT 1
 AEN LAB NO: 9606357-01
 AEN WORK ORDER: 9606357
 CLIENT PROJ. ID: EMERYVILLE

DATE SAMPLED: 06/27/96
 DATE RECEIVED: 06/27/96
 REPORT DATE: 07/10/96

ANALYTE	METHOD/ CAS#	RESULT	REPORTING LIMIT	UNITS	DATE ANALYZED
Purgeable Organics	EPA 624				
Benzene	71-43-2	ND	5	ug/L	07/05/96
Bromodichloromethane	75-27-4	ND	5	ug/L	07/05/96
Bromoform	75-25-2	ND	5	ug/L	07/05/96
Bromomethane	74-83-9	ND	10	ug/L	07/05/96
Carbon Tetrachloride	56-23-5	ND	5	ug/L	07/05/96
Chlorobenzene	108-90-7	ND	5	ug/L	07/05/96
Chloroethane	75-00-3	ND	10	ug/L	07/05/96
2-Chloroethyl Vinyl Ether	110-75-8	ND	10	ug/L	07/05/96
Chloroform	67-66-3	ND	5	ug/L	07/05/96
Chloromethane	74-87-3	ND	10	ug/L	07/05/96
Dibromochloromethane	124-48-1	ND	5	ug/L	07/05/96
1,2-Dichlorobenzene	95-50-1	ND	5	ug/L	07/05/96
1,3-Dichlorobenzene	541-73-1	ND	5	ug/L	07/05/96
1,4-Dichlorobenzene	106-46-7	ND	5	ug/L	07/05/96
1,1-Dichloroethane	75-34-3	ND	5	ug/L	07/05/96
1,2-Dichloroethane	107-06-2	ND	5	ug/L	07/05/96
1,1-Dichloroethene	75-35-4	15 *	5	ug/L	07/05/96
trans-1,2-Dichloroethene	156-60-5	ND	5	ug/L	07/05/96
1,2-Dichloropropane	78-87-5	ND	5	ug/L	07/05/96
cis-1,3-Dichloropropene	10061-01-5	ND	5	ug/L	07/05/96
trans-1,3-Dichloropropene	10061-02-6	ND	5	ug/L	07/05/96
Ethylbenzene	100-41-4	ND	5	ug/L	07/05/96
Methylene Chloride	75-09-2	ND	20	ug/L	07/05/96
1,1,2,2-Tetrachloroethane	79-34-5	ND	5	ug/L	07/05/96
Tetrachloroethene	127-18-4	ND	5	ug/L	07/05/96
Toluene	108-88-3	ND	5	ug/L	07/05/96
1,1,1-Trichloroethane	71-55-6	14 *	5	ug/L	07/05/96
1,1,2-Trichloroethane	79-00-5	ND	5	ug/L	07/05/96
Trichloroethene	79-01-6	58 *	5	ug/L	07/05/96
Trichlorofluoromethane	75-69-4	ND	5	ug/L	07/05/96
Vinyl Chloride	75-01-4	ND	10	ug/L	07/05/96

ND = Not detected at or above the reporting limit

* = Value at or above reporting limit

ENVIRONMENTAL MGMT & ENG INC

SAMPLE ID: SIDE SEWER #1 SAM. PORT 3
 AEN LAB NO: 9606357-02
 AEN WORK ORDER: 9606357
 CLIENT PROJ. ID: EMERYVILLE

DATE SAMPLED: 06/27/96
 DATE RECEIVED: 06/27/96
 REPORT DATE: 07/10/96

ANALYTE	METHOD/ CAS#	RESULT	REPORTING LIMIT	UNITS	DATE ANALYZED
Purgeable Organics	EPA 624				
Benzene	71-43-2	ND	5	ug/L	07/05/96
Bromodichloromethane	75-27-4	ND	5	ug/L	07/05/96
Bromoform	75-25-2	ND	5	ug/L	07/05/96
Bromomethane	74-83-9	ND	10	ug/L	07/05/96
Carbon Tetrachloride	56-23-5	ND	5	ug/L	07/05/96
Chlorobenzene	108-90-7	ND	5	ug/L	07/05/96
Chloroethane	75-00-3	ND	10	ug/L	07/05/96
2-Chloroethyl Vinyl Ether	110-75-8	ND	10	ug/L	07/05/96
Chloroform	67-66-3	ND	5	ug/L	07/05/96
Chloromethane	74-87-3	ND	10	ug/L	07/05/96
Dibromochloromethane	124-48-1	ND	5	ug/L	07/05/96
1,2-Dichlorobenzene	95-50-1	ND	5	ug/L	07/05/96
1,3-Dichlorobenzene	541-73-1	ND	5	ug/L	07/05/96
1,4-Dichlorobenzene	106-46-7	ND	5	ug/L	07/05/96
1,1-Dichloroethane	75-34-3	ND	5	ug/L	07/05/96
1,2-Dichloroethane	107-06-2	ND	5	ug/L	07/05/96
1,1-Dichloroethene	75-35-4	ND	5	ug/L	07/05/96
trans-1,2-Dichloroethene	156-60-5	ND	5	ug/L	07/05/96
1,2-Dichloropropane	78-87-5	ND	5	ug/L	07/05/96
cis-1,3-Dichloropropene	10061-01-5	ND	5	ug/L	07/05/96
trans-1,3-Dichloropropene	10061-02-6	ND	5	ug/L	07/05/96
Ethylbenzene	100-41-4	ND	5	ug/L	07/05/96
Methylene Chloride	75-09-2	ND	20	ug/L	07/05/96
1,1,2,2-Tetrachloroethane	79-34-5	ND	5	ug/L	07/05/96
Tetrachloroethene	127-18-4	ND	5	ug/L	07/05/96
Toluene	108-88-3	ND	5	ug/L	07/05/96
1,1,1-Trichloroethane	71-55-6	ND	5	ug/L	07/05/96
1,1,2-Trichloroethane	79-00-5	ND	5	ug/L	07/05/96
Trichloroethene	79-01-6	ND	5	ug/L	07/05/96
Trichlorofluoromethane	75-69-4	ND	5	ug/L	07/05/96
Vinyl Chloride	75-01-4	ND	10	ug/L	07/05/96

ND = Not detected at or above the reporting limit
 * = Value at or above reporting limit

AEN (CALIFORNIA)
QUALITY CONTROL REPORT

AEN JOB NUMBER: 9606357

CLIENT PROJECT ID: EMERYVILLE

Quality Control and Project Summary

All laboratory quality control parameters were found to be within established limits.

Definitions

Laboratory Control Sample (LCS)/Method Spike(s): Control samples of known composition. LCS and Method Spike data are used to validate batch analytical results.

Matrix Spike(s): Aliquot of a sample (aqueous or solid) with added quantities of specific compounds and subjected to the entire analytical procedure. Matrix spike and matrix spike duplicate QC data are advisory.

Method Blank: An analytical control consisting of all reagents, internal standards, and surrogate standards carried through the entire analytical process. Used to monitor laboratory background and reagent contamination.

Not Detected (ND): Not detected at or above the reporting limit.

Relative Percent Difference (RPD): An indication of method precision based on duplicate analysis.

Reporting Limit (RL): The lowest concentration routinely determined during laboratory operations. The RL is generally 1 to 10 times the Method Detection Limit (MDL). Reporting limits are matrix, method, and analyte dependent and take into account any dilutions performed as part of the analysis.

Surrogates: Organic compounds which are similar to analytes of interest in chemical behavior, but are not found in environmental samples. Surrogates are added to all blanks, calibration and check standards, samples, and spiked samples. Surrogate recovery is monitored as an indication of acceptable sample preparation and instrumental performance.

D: Surrogates diluted out.

#: Indicates result outside of established laboratory QC limits.

QUALITY CONTROL DATA

METHOD: EPA 624

AEN JOB NO: 9606357
 INSTRUMENT: 13
 MATRIX: WATER

Surrogate Standard Recovery Summary

Date Analyzed	Client Id.	Lab Id.	Percent Recovery		
			1,2-Dichloroethane-d ₄	Toluene-d ₈	p-Bromofluorobenzene
07/05/96	S30 AIR STRIPPER SAMPLE PORT 1	01	107	89	100
07/05/96	SIDE SEWER #1 SAMPLE PORT 3	02	98	95	97
QC Limits:			76-114	88-110	86-115

DATE ANALYZED: 06/25/96
 SAMPLE SPIKED: 9606248-10
 INSTRUMENT: 13

Matrix Spike Recovery Summary

Analyte	Spike Added (ug/L)	Average Percent Recovery	RPD	QC Limits	
				Percent Recovery	RPD
1,1-Dichloroethene	50	108	<1	59-155	25
Trichloroethene	50	91	4	71-157	25
Benzene	50	96	4	37-151	25
Toluene	50	90	10	47-150	25
Chlorobenzene	50	93	4	37-160	25

Daily method blanks for all associated analytical runs showed no contamination at or above the reporting limit.

*** END OF REPORT ***

1. Client: Grove Valve & Regulator Co.
 Address: 11100 W. AIRPORT BLVD.
STAFFORD, TX
 Contact: Mr. Bill Tallent
 Alt. Contact: _____

3440 Vincent Road, Pleasant Hill, CA 94523
 Phone (510) 930-9090
 FAX (510) 930-0256

REQUEST FOR ANALYSIS / CHAIN OF CUSTODY

Lab Job Number: 9606357
 Lab Destination: AEN, Pleasant Hill
 Date Samples Shipped: _____
 Lab Contact: Robyn Byars
 Date Results Required: Standard turnaround (7 days)
 Date Report Required: _____
 Client Phone No.: (713) 568-2211
 Client FAX No.: (712) 568-1914

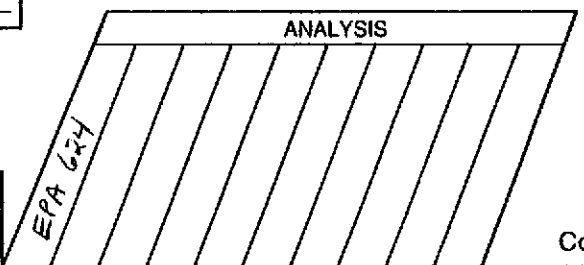
Address Report To:
 2. Fax Results to:
Environmental Management & Engineering, Inc.
Attention: Gene Gonsoulin @
(205) 940-7701

Send Invoice To:
 3. Same as #1

Send Report To: (1) or 2 (Circle one)

Client P.O. No.: PB60146 Client Project I.D. No.: Emeryville, CA Facility

Sample Team Member (s) S. Penman



Lab Number	Client Sample Identification	Air Volume	Date/Time Collected	Sample Type*	Pres.	No. of Cont.	Type of Cont.	ANALYSIS										Comments / Hazards					
D1AC	SSO Airstripper Sample part 1		6/27/96 1115	7	HCl	3	100ml glass	X															
D1AC	Site Sewer #1 Sample part 3		6/27/96 1120	7	HCl	3	"	X															

Relinquished by: <u>[Signature]</u>	DATE <u>6/27/96</u>	TIME <u>1600</u>	Received by: <u>[Signature]</u>	DATE <u>6-27-96</u>	TIME <u>1600</u>
Relinquished by: _____	DATE _____	TIME _____	Received by: _____	DATE _____	TIME _____
Relinquished by: _____	DATE _____	TIME _____	Received by: _____	DATE _____	TIME _____
Method of Shipment			Lab Comments		

*Sample type (Specify): 1) 37mm 0.8 µm MCEF 2) 25mm 0.8 µm MCEF 3) 25mm 0.4 µm polycarb. filter
 4) PVC filter, diam. _____ pore size _____ 5) Charcoal tube 6) Silica gel tube 7) Water 8) Soil 9) Bulk Sample
 10) Other _____ 11) Other _____