



Rolls-Royce

Rolls-Royce Engine Services-Oakland Inc.
7200 Earhart Road
Oakland, California 94621-4504
(510) 613-1000

RECEIVED

By Alameda County Environmental Health 9:29 am, May 18, 2016

April 26, 2016

Alameda County Environmental Health
1131 Harbor Bay Parkway, Suite 250
Alameda, CA 94502-6577

Subject: Rolls-Royce Engine Services Test Facility
6701 Old Earhart Road
Oakland, California
Alameda County Site #RO0002606

I have reviewed the attached routine groundwater monitoring report dated May, 3, 2016.

I agree with the conclusions and recommendation presented in the referenced report. The information in this report is accurate to the best of my knowledge. This report was prepared by Gettler-Ryan Incorporated, whose assistance and advice I have relied upon.

I declare under penalty of perjury that the foregoing is true and correct.

Sincerely,

Dave Goldberg
Facilities HS&E Specialist



May 3, 2016

Mr. Keith Nowell
Alameda County Environmental Health Department
1131 Harbor Bay Parkway, Ste. 250
Alameda, California 94502

**Subject: First Semi-Annual 2016 Event
Groundwater Monitoring and Sampling Report
Rolls-Royce Engine Services Test Facility
6701 Old Earhart Road, Oakland, California
Alameda County Site #RO0002606**

Mr. Nowell,

On behalf of Rolls-Royce Engine Services-Oakland Inc. (R-R), Gettler-Ryan Inc. (GR) has prepared this First Semi-Annual 2016 Event, Groundwater Monitoring and Sampling Report for the site referenced above. This report describes the field and analytical methods, provides a summary of groundwater monitoring results, and presents conclusions and recommendations regarding groundwater conditions at the site.

SITE LOCATION AND DESCRIPTION

The subject site is located at 6701 Old Earhart Road, adjacent to the Metropolitan Oakland International Airport (MOIA)-North Field, Oakland, California (Figure 1). Topography in the vicinity of the subject site is relatively flat at an average elevation of approximately 7.5 feet above mean sea level. The closest surface water is within the tidal wetlands bordering the site to the east.

Pertinent site features consist of six engine test cells with auxiliary structures (sheds, pumphouse, waste water sumps, aboveground oil/water separator, control buildings, gas conditioning facility, air receivers, cooling towers, flare stack, etc), one 30,000-gallon aboveground liquefied petroleum fuel tank, one 10,000-gallon jet A fuel underground storage tank (UST) and two paired 8,000-gallon jet A fuel USTs. Pertinent site features and the location of the USTs are shown on Figure 2.

For site background and previous environmental investigation, please refer to GR report No. 25-948218.07, *Well Installation Report*, dated January 11, 2008.

GROUNDWATER MONITORING

On March 29, 2016, GR personnel conducted semi-annual groundwater monitoring of nineteen wells (MW-1 through MW-15, MW-17, MW-18, NPORD MW-3 and NPORD MW-4). Work at the site included measuring static groundwater levels, evaluating groundwater in the wells for the presence of petroleum hydrocarbons, and purging and sampling the wells for laboratory analysis. Groundwater monitoring and sampling were performed in accordance with GR Field Methods and Procedures, Groundwater Sampling (attached).

On March 29, 2016, GR collected depth to groundwater measurements in nineteen wells (MW-1 through MW-15, MW-17, MW-18, NPORD MW-3 and NPORD MW-4) and checked groundwater for the presence of Separate-Phase Hydrocarbons (SPH). SPH was detected in one well, MW-18 during this event. Water level data, groundwater elevations, and SPH thicknesses are presented in attached Table 1. SPH thicknesses and approximate SPH volumes purged are summarized in Table 3. Field data sheets for this event are attached.

Rolls-Royce personnel have been periodically removing SPH present in well MW-18 through the use of absorbent socks. SPH removal logs for the most recent and historic events are attached to this report.

Groundwater monitoring wells MW-1 through MW-15, MW-17, NPORD MW-3 and NPORD MW-4 were purged and sampled on the same date they were monitored. Groundwater samples were submitted under chain-of-custody protocol to Pace Analytical (NELAP #08263CA) of Davis, California. A copy of the laboratory analytical reports and chain-of-custody documents are attached. Purge water generated from the sampling activities was stored onsite in 55-gallon DOT approved drums pending disposal. GR understands that the disposal of water generated will be handled by R-R.

ANALYTICAL METHODS

Groundwater samples were analyzed for Total Petroleum Hydrocarbons as gasoline (TPHg), Benzene, Toluene, Ethylbenzene, and total Xylenes (BTEX), Methyl-tert Butyl Ether (MtBE), and Naphthalene by EPA Method 8260B, and for Total Petroleum Hydrocarbons as diesel (TPHd), Total Petroleum Hydrocarbons as motor oil (TPHmo), and Total Petroleum Hydrocarbons as jet fuel (TPHjf) by modified EPA Method 8015. Current and historic groundwater analytical results are presented in Tables 1 and 2.

RESULTS

Groundwater Gradient

On March 29, 2016, the groundwater flow direction was to the south at hydraulic gradients of 0.02 to 0.03 ft/ft. A Potentiometric Map is presented as Figure 3.

Analytical Results

TPHd was detected in groundwater samples collected from fourteen wells at concentrations ranging from 54 parts per billion (ppb) in well MW-14 to 570 ppb in well MW-9. Concentrations of TPHmo were detected in eleven wells at levels ranging from 130 ppb in well NPORDMW-4 to 2,400 ppb in well MW-9. TPHjf were detected in six wells at concentrations ranging from 82 ppb in well MW-3 to 540 ppb in well MW-13.

TPHg was detected in one well, MW-13 at a concentration of 169 ppb. Concentrations of TPHg were reported below the laboratory method detection limits in water samples collected from the remaining wells.

BTEX constituents were reported as below the laboratory method detection limits in all of the wells. MtBE was detected in wells MW-13 and MW-14 at concentrations of 1.6 ppb and 0.52 ppb, respectively. Concentrations of Naphthalene were reported below the laboratory method detection limits in water samples collected from all the wells. TPHg, TPHd, TPHmo and TPHjf concentrations are presented on Figure 4.

CONCLUSIONS AND RECOMMENDATIONS

Based on the results of this groundwater monitoring and sampling event, GR concludes and recommends the following:

- Concentrations of TPHd, TPHmo and TPHjf in groundwater samples were generally consistent with those observed during the previous monitoring and sampling events;
- Concentrations of TPHg were limited to the vicinity of wells MW-13;
- Separate-Phase Hydrocarbons was detected in MW-18 at a thickness of .04 feet;
- GR recommends the continuation of the current semi-annual monitoring and sampling program for the site. SPH will continue to be removed from well MW-18 on a periodic basis.

If you have any questions about this report, please feel free to contact our Dublin office at (925) 551-7555.

Sincerely,
Gettler-Ryan Inc.

Deanna L. Harding
Deanna L. Harding
Project Manager

Hagop Kevork
Hagop Kevork
P.E. No. C55734



Attachments: Table 1, Groundwater Monitoring Results
Table 2, Field Measurements and Groundwater Analytical Results
Table 3, SPH Thickness and Volumes Purged - MW-18
Figure 1, Vicinity Map
Figure 2, Site Plan
Figure 3, Potentiometric Map
Figure 4, Concentration Map
GR Field Methods and Procedures
Field Data Sheets
SPH Removal Logs
Laboratory Analytical Report and Chain of Custody

CC: Mr. Dave Goldberg, Rolls-Royce Engine Services-Oakland Inc
Ms. Colleen Liang, Port of Oakland

Table 1
Groundwater Monitoring Data and Analytical Results
Rolls-Royce Engine Services Test Facility
6701 Old Earhart Road
Oakland, California

WELL ID/ DATE	TOC* (ft.)	DTW (ft.)	SPHT (ft.)	GWE (msl)	TPH-G (µg/L)	TPH-D ¹ (µg/L)	TPH-MO (µg/L)	TPH-JF (µg/L)	B (µg/L)	T (µg/L)	E (µg/L)	X (µg/L)	MTBE (µg/L)	Napthalene (µg/L)	SVOC (µg/L)
MW-1															
10/03/07	7.17	3.04	0.00	4.13	<50	<50	<100	<50	<0.50	<0.50	<0.50	<0.50	<0.50	<0.50	NA
03/14/08	7.17	3.02	0.00	4.15	<50	<50	<100	<50	<0.50	<0.50	<0.50	<0.50	<0.50	<0.50	NA
06/26/08	7.17	3.38	0.00	3.79	<50	<50	<100	51 ⁷	<0.50	<0.50	<0.50	<0.50	<0.50	<0.50	NA
09/25/08	7.17	3.03	0.00	4.14	<50	<50	<100	<50	<0.50	<0.50	<0.50	<0.50	<0.50	<0.50	NA
12/19/08	7.17	2.82	0.00	4.35	<50	<50	<100	<50	<0.50	<0.50	<0.50	<0.50	<0.50	<0.50	NA
03/26/09	7.17	3.30	0.00	3.87	<50	<50	<100	<50	<0.50	<0.50	<0.50	<0.50	<0.50	<0.50	NA
06/24/09	7.17	2.57	0.00	4.60	<50	<50	<100	<50	<0.50	<0.50	<0.50	<0.50	<0.50	<0.50	NA
09/24/09	7.17	3.08	0.00	4.09	<50	<50	<100	<50	<0.50	<0.50	<0.50	<0.50	<0.50	<0.50	NA
01/15/10	7.17	2.21	0.00	4.96	<50	<50	<100	<50	<0.50	<0.50	<0.50	<0.50	<0.50	<0.50	NA
09/09/10	7.17	2.95	0.00	4.22	<50	<50	<100	<50	<0.50	<0.50	<0.50	<0.50	<0.50	<0.50	NA
03/21/11	7.17	2.31	0.00	4.86	<50	<50	<100	<50	<0.50	<0.50	<0.50	<0.50	<0.50	<0.50	NA
09/02/11	7.17	2.94	0.00	4.23	<50	<50	<100	<50	<0.50	<0.50	<0.50	<0.50	<0.50	<0.50	NA
04/17/12	7.17	3.00	0.00	4.17	<50	<50	280 ²³	72 ¹⁸	<0.50	<0.50	<0.50	<0.50	<0.50	<0.50	NA
09/18/12	7.17	3.15	0.00	4.02	<50	<50	160	<50	<0.50	<0.50	<0.50	<0.50	<0.50	<0.50	NA
03/25/13	7.17	3.30	0.00	3.87	<50	<50	<100	59	<0.50	<0.50	<0.50	<0.50	<0.50	<0.50	NA
09/16/13	7.17	3.17	0.00	4.00	<50	<50	<100	<50	<0.50	<0.50	<0.50	<0.50	<0.50	<0.50	NA
06/26/14	7.17	2.85	0.00	4.32	<50	<50	<100	<50	<0.50	<0.50	<0.50	<0.50	<0.50	<0.50	NA
10/16/14	7.17	2.77	0.00	4.40	<50	<50	<100	<50	<0.50	<0.50	<0.50	<0.50	<0.50	<0.50	NA
03/26/15	7.17	2.27	0.00	4.90	<50	<48	<95	<48	<0.50	<0.50	<0.50	<1.0	<0.50	<0.50	NA
09/29/15	7.17	2.67	0.00	4.50	<50	<47.8	<98.6	<98.6 ²⁵	<0.50	<0.50	<0.50	<1.0	<0.50	<0.50	NA
03/29/16	7.17	2.85	0.00	4.32	<50	<47	<94	<150 ²⁶	<0.50	<0.50	<0.50	<1.0	<0.50	<0.50	NA
MW-2															
10/03/07	7.03	2.80	0.00	4.23	<50	<50	<100	<50	<0.50	<0.50	<0.50	<0.50	<0.50	<0.50	NA
03/14/08	7.03	2.94	0.00	4.09	<50	<50	<100	<50	<0.50	<0.50	<0.50	<0.50	<0.50	<0.50	NA
06/26/08	7.03	3.32	0.00	3.71	<50	<50	<100	97 ⁷	<0.50	<0.50	<0.50	<0.50	<0.50	<0.50	NA
09/25/08	7.03	2.75	0.00	4.28	<50	<50	<100	410 ¹⁶	<0.50	<0.50	<0.50	<0.50	<0.50	<0.50	NA
12/19/08	7.03	2.54	0.00	4.49	<50	<50	<100	<50	<0.50	<0.50	<0.50	<0.50	<0.50	<0.50	NA
03/26/09	7.03	3.15	0.00	3.88	<50	<50	<100	<50	<0.50	<0.50	<0.50	<0.50	<0.50	<0.50	NA
06/24/09	7.03	2.52	0.00	4.51	<50	<50	<100	<50	<0.50	<0.50	<0.50	<0.50	<0.50	<0.50	NA
09/24/09	7.03	2.87	0.00	4.16	<50	<50	<100	<50	<0.50	<0.50	<0.50	<0.50	<0.50	<0.50	NA
01/15/10	7.03	2.15	0.00	4.88	<50	<50	<100	<50	<0.50	<0.50	<0.50	<0.50	<0.50	<0.50	NA
09/09/10	7.03	2.79	0.00	4.24	<50	<50	<100	<50	<0.50	<0.50	<0.50	<0.50	<0.50	<0.50	NA
03/21/11	7.03	1.92	0.00	5.11	<50	<50	<100	<50	<0.50	<0.50	<0.50	<0.50	<0.50	<0.50	NA

Table 1
Groundwater Monitoring Data and Analytical Results
Rolls-Royce Engine Services Test Facility
6701 Old Earhart Road
Oakland, California

WELL ID/ DATE	TOC* (ft.)	DTW (ft.)	SPHT (ft.)	GWE (mst)	TPH-G (µg/L)	TPH-D ¹ (µg/L)	TPH-MO (µg/L)	TPH-JF (µg/L)	B (µg/L)	T (µg/L)	E (µg/L)	X (µg/L)	MTBE (µg/L)	Napthalene (µg/L)	SVOC (µg/L)
MW-2 (cont)															
09/02/11	7.03	2.70	0.00	4.33	<50	<50	<100	<50	<0.50	<0.50	<0.50	<0.50	<0.50	<0.50	NA
04/17/12	7.03	2.41	0.00	4.62	<50	62 ⁶	340	170 ¹⁸	<0.50	<0.50	<0.50	<0.50	<0.50	<0.50	NA
09/18/12	7.03	3.03	0.00	4.00	<50	<50	190	51 ⁹	<0.50	<0.50	<0.50	<0.50	<0.50	<0.50	NA
03/25/13	7.03	3.21	0.00	3.82	<50	<50	<100	60	<0.50	<0.50	<0.50	<0.50	<0.50	<0.50	NA
09/16/13	7.03	2.85	0.00	4.18	<50	<50	<100	<50	<0.50	<0.50	<0.50	<0.50	<0.50	<0.50	NA
06/26/14	7.03	2.47	0.00	4.56	<50	53 ⁶	490	67 ¹⁸	<0.50	<0.50	<0.50	<0.50	<0.50	<0.50	NA
10/16/14	7.03	2.56	0.00	4.47	<50	110 ⁶	830	93 ¹⁸	<0.50	<0.50	<0.50	<0.50	<0.50	<0.50	NA
03/26/15	7.03	2.80	0.00	4.23	<50	56	560	73 ¹⁸	<0.50	<0.50	<0.50	<0.50	<0.50	<0.50	NA
09/29/15	7.03	2.00	0.00	5.03	<50	<46.6	248	93.6 ^{18,25}	<0.50	<0.50	<0.50	<1.0	<0.50	<0.50	NA
03/29/16	7.03	2.64	0.00	4.39	<50	120³⁰	400	<150^{26,27}	<0.50	<0.50	<0.50	<1.0	<0.50	<0.50	NA
MW-3															
10/02/07	6.73	4.56	0.00	2.17	<50	<50	<100	410	<0.50	<0.50	<0.50	<0.50	1.6 ⁴	<0.50	NA
03/14/08	6.73	3.98	0.00	2.75	<50	<50	<100	120 ⁹	<0.50	<0.50	<0.50	<0.50	0.99	<0.50	NA
06/26/08	6.73	4.21	0.00	2.52	<50	<50	<100	610 ⁷	<0.50	1.7	<0.50	<0.50	0.93	<0.50	NA
09/25/08	6.73	4.25	0.00	2.48	<50	<50	<100	650 ¹⁶	<0.50	<0.50	<0.50	<0.50	1.2	<0.50	NA
12/19/08	6.73	4.25	0.00	2.48	<50	<50	<100	520 ¹⁸	<0.50	<0.50	<0.50	<0.50	1.2	<0.50	NA
03/26/09	6.73	3.82	0.00	2.91	<50	<50	<100	400 ¹⁸	<0.50	<0.50	<0.50	<0.50	0.69	<0.50	NA
06/24/09	6.73	4.21	0.00	2.52	<50	<50	<100	460	<0.50	<0.50	<0.50	<0.50	0.80	<0.50	NA
09/24/09	6.73	4.33	0.00	2.40	<50	<50	<100	400	<0.50	<0.50	<0.50	<0.50	0.70	<0.50	NA
01/15/10	6.73	3.92	0.00	2.81	<50	<50	110	420 ¹⁸	<0.50	<0.50	<0.50	<0.50	0.70	<0.50	NA
09/09/10	6.73	4.52	0.00	2.21	<50	<50	<100	450	<0.50	<0.50	<0.50	<0.50	0.62	<0.50	NA
03/21/11	6.73	3.20	0.00	3.53	<50	<50	500	400	<0.50	<0.50	<0.50	<0.50	<0.50	<0.50	NA
09/02/11	6.73	4.48	0.00	2.25	<50	70	340	590 ¹⁸	<0.50	<0.50	<0.50	<0.50	0.68	<0.50	NA
04/17/12	6.73	3.66	0.00	3.07	<50	56 ⁶	870	680 ¹⁸	<0.50	<0.50	<0.50	<0.50	<0.50	<0.50	NA
09/18/12	6.73	4.54	0.00	2.19	<50	<50	120	470	<0.50	<0.50	<0.50	<0.50	0.62	<0.50	NA
03/25/13	6.73	4.35	0.00	2.38	<50	<50	<100	760	<0.50	<0.50	<0.50	<0.50	<0.50	<0.50	NA
09/16/13	6.73	4.48	0.00	2.25	<50	62	210	520	<0.50	<0.50	<0.50	<0.50	<0.50	<0.50	NA
06/26/14	6.73	4.30	0.00	2.43	<50	<50	460	500 ¹⁸	<0.50	<0.50	<0.50	<0.50	<0.50	<0.50	NA
10/16/14	6.73	4.23	0.00	2.50	95	<50	210	440	<0.50	<0.50	<0.50	<0.50	<0.50	<0.50	NA
03/26/15	6.73	4.05	0.00	2.68	<50	<48	340	510 ¹⁸	<0.50	<0.50	<0.50	<0.50	<0.50	<0.50	NA
09/29/15	6.73	4.25	0.00	2.48	<50	<49.3	806	1,110 ^{18,25}	<0.50	<0.50	<0.50	<1.0	<0.50	<0.50	NA
03/29/16	6.73	3.68	0.00	3.05	<50	110³¹	530	82^{28,29}	<0.50	<0.50	<0.50	<1.0	<0.50	<0.50	NA

Table 1
Groundwater Monitoring Data and Analytical Results
Rolls-Royce Engine Services Test Facility
6701 Old Earhart Road
Oakland, California

WELL ID/ DATE	TOC* (fL)	DTW (fL)	SPHT (fL)	GWE (mst)	TPH-G (µg/L)	TPH-D ¹ (µg/L)	TPH-MO (µg/L)	TPH-JF (µg/L)	B (µg/L)	T (µg/L)	E (µg/L)	X (µg/L)	MTBE (µg/L)	Napthalene (µg/L)	SVOC (µg/L)
MW-4															
10/2/07 ⁴	9.79	5.81	0.00	3.98	<50	86	<100	280	<0.50	0.63	<0.50	<0.50	<0.50	<0.50	NA
03/14/08	9.79	5.82	0.00	3.97	<50	3,300	2,400	3,400 ⁷	<0.50	<0.50	<0.50	<0.50	<0.50	<0.50	NA
06/26/08	9.79	6.08	0.00	3.71	<50	2,300	1,900	2,700 ⁷	<0.50	<0.50	<0.50	<0.50	<0.50	<0.50	NA
09/25/08	9.79	5.98	0.00	3.81	<50	1,600	1,400	2,100 ¹⁶	<0.50	<0.50	<0.50	<0.50	<0.50	<0.50	NA
12/19/08	9.79	5.93	0.00	3.86	<50	<50 ¹⁹	<100 ¹⁹	440 ¹⁸	<0.50	<0.50	<0.50	<0.50	<0.50	<0.50	NA
03/26/09	9.79	5.65	0.00	4.14	<50	720	550	1,000 ¹⁸	<0.50	<0.50	<0.50	<0.50	<0.50	<0.50	NA
06/24/09	9.79	5.72	0.00	4.07	<50	<50	<100	480 ¹⁸	<0.50	<0.50	<0.50	<0.50	<0.50	<0.50	NA
09/24/09	9.79	5.85	0.00	3.94	<50	1,300	1,100	1,700 ¹⁸	<0.50	<0.50	<0.50	<0.50	<0.50	<0.50	NA
01/15/10	9.79	4.86	0.00	4.93	<50	210	280	580 ¹⁸	<0.50	<0.50	<0.50	<0.50	<0.50	<0.50	NA
09/09/10	9.79	5.75	0.00	4.04	<50	380 ⁶	510	680 ¹⁸	<0.50	<0.50	<0.50	<0.50	<0.50	<0.50	<10 - <50 ^{21,22}
03/21/11	9.79	4.95	0.00	4.84	<50	<50	<100	220	<0.50	<0.50	<0.50	<0.50	<0.50	<0.50	NA
09/02/11	9.79	5.76	0.00	4.03	<50	60	<100	490 ¹⁸	<0.50	<0.50	<0.50	<0.50	<0.50	<0.50	NA
04/17/12	9.79	4.98	0.00	4.81	<50	240 ⁶	920	1,000 ¹⁸	<0.50	<0.50	<0.50	<0.50	<0.50	<0.50	NA
09/18/12	9.79	5.92	0.00	3.87	<50	200 ⁶	600	780 ¹⁸	<0.50	<0.50	<0.50	<0.50	<0.50	<0.50	NA
03/25/13	9.79	5.90	0.00	3.89	<50	180	170	640	<0.50	<0.50	<0.50	<0.50	<0.50	<0.50	NA
09/16/13	9.79	5.78	0.00	4.01	<50	<50	150 ¹³	490 ¹⁸	<0.50	<0.50	<0.50	<0.50	<0.50	<0.50	NA
06/26/14	9.79	5.58	0.00	4.21	<50	73	250	330 ¹⁸	<0.50	<0.50	<0.50	<0.50	<0.50	<0.50	NA
10/16/14	9.79	5.36	0.00	4.43	<50	55 ⁶	180 ¹³	380 ¹⁸	<0.50	<0.50	<0.50	<0.50	<0.50	<0.50	NA
03/26/15	9.79	4.87	0.00	4.92	<50	<49	110 ¹³	290 ¹⁸	<0.50	<0.50	<0.50	<1.0	<0.50	<0.50	NA
09/29/15	9.79	5.57	0.00	4.22	<50	<48.2	232 ¹³	634 ¹⁸	<0.50	<0.50	<0.50	<1.0	<0.50	<0.50	NA
03/29/16	9.79	5.03	0.00	4.76	<50	70	290 ²³	<50	<0.50	<0.50	<0.50	<1.0	<0.50	<0.50	NA
MW-5															
10/02/07	8.35	4.75	0.00	3.60	<50	5,600	11,000	5,300	<0.50	<0.50	<0.50	<0.50	<0.50	<0.50	NA
03/14/08	8.35	4.40	0.00	3.95	<50	1,200 ⁶	1,700	1,100 ⁷	<0.50	<0.50	<0.50	<0.50	<0.50	<0.50	NA
06/26/08	8.35	4.68	0.00	3.67	<50	1,400 ⁶	3,200	2,000 ⁷	<0.50	<0.50	<0.50	<0.50	<0.50	<0.50	NA
09/25/08	8.35	4.52	0.00	3.83	<50	670 ⁶	1,200	940 ¹⁶	<0.50	<0.50	<0.50	<0.50	<0.50	<0.50	NA
12/19/08	8.35	4.43	0.00	3.92	<50	2,100 ⁶	4,100	1,900 ¹⁸	<0.50	<0.50	<0.50	<0.50	<0.50	<0.50	NA
03/26/09	8.35	4.25	0.00	4.10	<50	2,400 ⁶	5,500	2,600 ¹⁸	<0.50	<0.50	<0.50	<0.50	<0.50	<0.50	NA
06/24/09	8.35	4.38	0.00	3.97	<50	1,300 ⁶	2,700	990 ¹⁸	<0.50	<0.50	<0.50	<0.50	<0.50	<0.50	NA
09/24/09	8.35	4.47	0.00	3.88	<50	1,400 ⁶	3,000	1,400 ¹⁸	<0.50	<0.50	<0.50	<0.50	<0.50	<0.50	NA
01/15/10	8.35	3.47	0.00	4.88	<50	450 ⁶	1,800	870 ¹⁸	<0.50	<0.50	<0.50	<0.50	<0.50	<0.50	NA
09/09/10	8.35	4.34	0.00	4.01	<50	890 ⁶	2,200	600 ¹⁸	<0.50	<0.50	<0.50	<0.50	<0.50	<0.50	NA
03/21/11	8.35	3.59	0.00	4.76	<50	670 ⁶	1,600	460 ¹⁸	<0.50	<0.50	<0.50	<0.50	<0.50	<0.50	NA
09/02/11	8.35	4.39	0.00	3.96	<50	310 ⁶	760	450 ¹⁸	<0.50	<0.50	<0.50	<0.50	<0.50	<0.50	NA

Table 1
Groundwater Monitoring Data and Analytical Results
Rolls-Royce Engine Services Test Facility
6701 Old Earhart Road
Oakland, California

WELL ID/ DATE	TOC* (ft.)	DTW (ft.)	SPHT (ft.)	GWE (msl)	TPH-G (µg/L)	TPH-D ¹ (µg/L)	TPH-MO (µg/L)	TPH-JF (µg/L)	B (µg/L)	T (µg/L)	E (µg/L)	X (µg/L)	MTBE (µg/L)	Napthalene (µg/L)	SVOC (µg/L)
MW-5 (cont)															
04/17/12	8.35	3.88	0.00	4.47	<50	450 ⁶	960	1,500 ¹⁸	<0.50	0.57	<0.50	<0.50	<0.50	<0.50	NA
09/18/12	8.35	4.54	0.00	3.81	<50	190 ⁶	470	470 ¹⁸	<0.50	<0.50	<0.50	<0.50	<0.50	<0.50	NA
03/25/13	8.35	4.58	0.00	3.77	<50	510 ⁶	1,200	680	<0.50	<0.50	<0.50	<0.50	<0.50	<0.50	NA
09/16/13	8.35	4.43	0.00	3.92	<50	2,000 ⁶	4,500	1,700 ¹⁸	<0.50	<0.50	<0.50	<0.50	<0.50	<0.50	NA
06/26/14	8.35	4.21	0.00	4.14	<50	180 ⁶	690	330 ¹⁸	<0.50	<0.50	<0.50	<0.50	<0.50	<0.50	NA
10/16/14	8.35	4.10	0.00	4.25	<50	160 ⁶	690	350 ¹⁸	<0.50	<0.50	<0.50	<0.50	<0.50	<0.50	NA
03/26/15	8.35	3.54	0.00	4.81	<50	270	1,100	370 ¹⁸	<0.50	<0.50	<0.50	<1.0	<0.50	<0.50	NA
09/29/15	8.35	4.19	0.00	4.16	<50	<47.4	197 ¹³	646 ¹⁸	<0.50	<0.50	<0.50	<1.0	<0.50	<0.50	NA
03/29/16	8.35	3.69	0.00	4.66	<50	330³⁰	1,400	<50	<0.50	<0.50	<0.50	<1.0	<0.50	1.1	NA
MW-6															
10/02/07	9.51	5.90	0.00	3.61	<50	3,000 ⁶	7,700	2,500 ⁷	<0.50	<0.50	0.86	1.1	<0.50	0.53	NA
03/14/08	9.51	5.55	0.00	3.96	<50	3,600 ¹⁰	7,600	2,800 ⁷	<0.50	<0.50	<0.50	<0.50	<0.50	<0.50	NA
06/26/08	9.51	5.80	0.00	3.71	<50	3,200 ¹⁰	9,400	3,200 ⁷	<0.50	<0.50	<0.50	<0.50	<0.50	<0.50	NA
09/25/08	9.51	5.69	0.00	3.82	<50	3,500 ¹⁰	8,800	3,800 ¹⁶	<0.50	<0.50	<0.50	<0.50	<0.50	<0.50	NA
12/19/08	9.51	5.43	0.00	4.08	<50	1,500 ¹⁰	5,500	1,200 ¹⁸	<0.50	<0.50	<0.50	<0.50	<0.50	<0.50	NA
03/26/09	9.51	5.38	0.00	4.13	<50	2,400 ⁶	6,800	1,800 ¹⁸	<0.50	<0.50	<0.50	<0.50	<0.50	<0.50	NA
06/24/09	9.51	5.46	0.00	4.05	<50	490 ⁶	1,600	450 ¹⁸	<0.50	<0.50	<0.50	<0.50	<0.50	<0.50	NA
09/24/09	9.51	5.60	0.00	3.91	<50	1,100 ¹⁰	3,400	860 ¹⁸	<0.50	<0.50	<0.50	<0.50	<0.50	<0.50	NA
01/15/10	9.51	4.57	0.00	4.94	<50	450 ⁶	2,700	790 ¹⁸	<0.50	<0.50	<0.50	<0.50	<0.50	<0.50	<10 - <50 ^{21,22}
09/09/10	9.51	5.45	0.00	4.06	<50	620 ⁶	2,800	370 ¹⁸	<0.50	<0.50	<0.50	<0.50	<0.50	<0.50	NA
03/21/11	9.51	4.68	0.00	4.83	<50	<50	200	100 ¹⁸	<0.50	<0.50	<0.50	<0.50	<0.50	<0.50	NA
09/02/11	9.51	5.50	0.00	4.01	<50	310 ⁶	970	260 ¹⁸	<0.50	<0.50	<0.50	<0.50	<0.50	<0.50	NA
04/17/12	9.51	5.25	0.00	4.26	<50	62 ¹	130 ²³	650 ¹⁸	<0.50	<0.50	<0.50	<0.50	<0.50	<0.50	NA
09/18/12	9.51	5.64	0.00	3.87	<50	400 ⁶	1,300	500 ¹⁸	<0.50	<0.50	<0.50	<0.50	<0.50	<0.50	NA
03/25/13	9.51	5.64	0.00	3.87	<50	290 ⁶	870	620	<0.50	<0.50	<0.50	<0.50	<0.50	<0.50	NA
09/16/13	9.51	5.51	0.00	4.00	<50	<50	<100 ¹³	200 ¹⁸	<0.50	<0.50	<0.50	<0.50	<0.50	<0.50	NA
06/26/14	9.51	5.30	0.00	4.21	<50	400 ⁶	2,600	490 ¹⁸	<0.50	<0.50	<0.50	<0.50	<0.50	<0.50	NA
10/16/14	9.51	5.18	0.00	4.33	<50	670 ⁶	4,400	680 ¹⁸	<0.50	<0.50	<0.50	<0.50	<0.50	<0.50	NA
03/26/15	9.51	4.61	0.00	4.90	<50	170 ⁶	1,700	230 ¹⁸	<0.50	<0.50	<0.50	<1.0	<0.50	<0.50	NA
09/29/15	9.51	5.24	0.00	4.27	<50	151 ⁶	1,340	406 ^{18,25}	<0.50	<0.50	<0.50	<1.0	<0.50	<0.50	NA
03/29/16	9.51	4.75	0.00	4.76	<50	210³⁰	1,200	<50	<0.50	<0.50	<0.50	<1.0	<0.50	<0.50	NA

Table 1
Groundwater Monitoring Data and Analytical Results
Rolls-Royce Engine Services Test Facility
6701 Old Earhart Road
Oakland, California

WELL ID/ DATE	TOC* (fl.)	DTW (ft.)	SPHT (ft.)	GWE (msl)	TPH-G (µg/L)	TPH-D ¹ (µg/L)	TPH-MO (µg/L)	TPH-JF (µg/L)	B (µg/L)	T (µg/L)	E (µg/L)	X (µg/L)	MTBE (µg/L)	Napthalene (µg/L)	SVOC (µg/L)
MW-7															
10/02/07	9.23	5.68	0.00	3.55	<50	12,000 ⁶	34,000	9,100 ⁷	<0.50	<0.50	<0.50	<0.50	<0.50	0.76	NA
03/14/08	9.23	5.32	0.00	3.91	<50	7,900 ⁶	20,000	5,500 ¹¹	<0.50	<0.50	<0.50	<0.50	<0.50	3.5	NA
06/26/08	9.23	5.56	0.00	3.67	<50	3,300 ⁶	10,000	3,300 ⁷	<0.50	<0.50	<0.50	<0.50	<0.50	<0.50	NA
09/25/08	9.23	5.46	0.00	3.77	<50	5,300 ¹⁰	13,000	6,000 ¹⁶	<0.50	<0.50	<0.50	<0.50	<0.50	0.98	NA
12/19/08	9.23	5.38	0.00	3.85	<50	<50 ¹⁹	<100 ¹⁹	350 ¹⁸	<0.50	<0.50	<0.50	<0.50	<0.50	<0.50	NA
03/26/09	9.23	5.11	0.00	4.12	<50	710 ⁶	2,300	790 ¹⁸	<0.50	<0.50	<0.50	<0.50	<0.50	<0.50	NA
06/24/09	9.23	5.22	0.00	4.01	<50	<50	<100	390	<0.50	<0.50	<0.50	<0.50	<0.50	<0.50	NA
09/24/09	9.23	5.38	0.00	3.85	<50	950 ⁶	2,600	980 ¹⁸	<0.50	<0.50	<0.50	<0.50	<0.50	<0.50	NA
01/15/10	9.23	4.38	0.00	4.85	<50	910 ⁶	4,900	1,200 ¹⁸	<0.50	<0.50	<0.50	<0.50	<0.50	<0.50	NA
09/09/10	9.23	5.25	0.00	3.98	<50	1,800 ⁶	6,800	850 ¹⁸	<0.50	<0.50	<0.50	<0.50	<0.50	<0.50	<10 - <50 ^{21,22}
03/21/11	9.23	4.49	0.00	4.74	<50	<50	160	240 ¹⁸	<0.50	<0.50	<0.50	<0.50	<0.50	<0.50	NA
09/02/11	9.23	5.28	0.00	3.95	<50	2,100 ⁶	6,200	1,200 ¹⁸	<0.50	<0.50	<0.50	<0.50	<0.50	<0.50	NA
04/17/12	9.23	4.78	0.00	4.45	<50	810 ⁶	2,600	2,200 ¹⁸	<0.50	<0.50	<0.50	<0.50	<0.50	<0.50	NA
09/18/12	9.23	5.31	0.00	3.92	<50	510 ⁶	1,700	700 ¹⁸	<0.50	<0.50	<0.50	<0.50	<0.50	<0.50	NA
03/25/13	9.23	5.48	0.00	3.75	<50	1,100 ⁶	3,900	1,800	<0.50	<0.50	<0.50	<0.50	<0.50	<0.50	NA
09/16/13	9.23	5.31	0.00	3.92	<50	<50	<100	380 ¹⁸	<0.50	<0.50	<0.50	<0.50	<0.50	<0.50	NA
06/26/14	9.23	5.09	0.00	4.14	<50	660 ⁶	4,100	830 ¹⁸	<0.50	<0.50	<0.50	<0.50	<0.50	<0.50	NA
10/16/14	9.23	5.01	0.00	4.22	<50	290 ⁶	2,000	520 ¹⁸	<0.50	<0.50	<0.50	<0.50	<0.50	<0.50	NA
03/26/15	9.23	4.45	0.00	4.78	<50	370 ⁶	3,100	400 ¹⁸	<0.50	<0.50	<0.50	<1.0	<0.50	<0.50	NA
09/29/15	9.23	5.07	0.00	4.16	<50	<48.6	167 ¹³	637 ¹⁸	<0.50	<0.50	<0.50	<1.0	<0.50	<0.50	NA
03/29/16	9.23	4.59	0.00	4.64	<50	550³⁰	<470	<500²⁶	<0.50	<0.50	<0.50	<1.0	<0.50	<0.50	NA
MW-8															
09/14/07	8.25	4.65	0.00	3.60	<50	790 ³	2,700	1,000 ²	<0.50	<0.50	<0.50	<0.50	<0.50	<0.50	NA
03/14/08	Not able to sample well-no access agreement between Rolls-Royce and Port of Oakland														
07/03/08	8.25	4.49	0.00	3.76	<50	1,200 ⁶	4,400	1,800 ⁷	<0.50	<0.50	<0.50	<0.50	<0.50	<0.50	NA
09/25/08	8.25	4.41	0.00	3.84	<50	<50	130	140 ¹⁶	<0.50	<0.50	<0.50	<0.50	<0.50	<0.50	NA
12/19/08	8.25	4.31	0.00	3.94	<50	160 ⁶	840	340 ¹⁸	<0.50	<0.50	<0.50	<0.50	<0.50	<0.50	NA
03/26/09	8.25	4.05	0.00	4.20	<50	470 ³	1,500	570 ²	<0.50	<0.50	<0.50	<0.50	<0.50	<0.50	NA
06/24/09	8.25	4.21	0.00	4.04	<50	<50	<100	650 ²	<0.50	<0.50	<0.50	<0.50	<0.50	<0.50	NA
09/24/09	8.25	4.32	0.00	3.93	<50	130 ¹⁰	330	340 ¹⁸	<0.50	<0.50	<0.50	<0.50	<0.50	<0.50	NA
01/15/10	8.25	3.57	0.00	4.68	<50	120 ⁶	640	410 ¹⁸	<0.50	<0.50	<0.50	<0.50	<0.50	<0.50	NA
09/09/10	8.25	4.17	0.00	4.08	<50	82 ⁶	430	260 ¹⁸	<0.50	<0.50	<0.50	<0.50	<0.50	<0.50	NA
03/21/11	8.25	3.38	0.00	4.87	<50	<50	<100	<50	<0.50	<0.50	<0.50	<0.50	<0.50	<0.50	NA
09/02/11	8.25	4.22	0.00	4.03	<50	63 ⁶	<100	240 ¹⁸	<0.50	<0.50	<0.50	<0.50	<0.50	<0.50	NA

Table 1
Groundwater Monitoring Data and Analytical Results
Rolls-Royce Engine Services Test Facility
6701 Old Earhart Road
Oakland, California

WELL ID/ DATE	TOC* (fl.)	DTW (ft.)	SPHT (ft.)	GWE (mst)	TPH-G (µg/L)	TPH-D ¹ (µg/L)	TPH-MO (µg/L)	TPH-JF (µg/L)	B (µg/L)	T (µg/L)	E (µg/L)	X (µg/L)	MTBE (µg/L)	Napthalene (µg/L)	SVOC (µg/L)
MW-8 (cont)															
04/17/12	8.25	3.70	0.00	4.55	<50	69 ⁶	340	370 ¹⁸	<0.50	<0.50	<0.50	<0.50	<0.50	<0.50	NA
09/18/12	8.25	4.33	0.00	3.92	<50	62 ⁶	210	490 ¹⁸	<0.50	<0.50	<0.50	<0.50	<0.50	<0.50	NA
03/25/13	8.25	4.31	0.00	3.94	<50	<50	<100	300	<0.50	<0.50	<0.50	<0.50	<0.50	<0.50	NA
09/16/13	8.25	4.25	0.00	4.00	<50	96 ⁶	250	410 ¹⁸	<0.50	<0.50	<0.50	<0.50	<0.50	<0.50	NA
06/26/14	8.25	4.04	0.00	4.21	<50	72 ⁶	850	330 ¹⁸	<0.50	<0.50	<0.50	<0.50	<0.50	<0.50	NA
10/16/14	8.25	3.92	0.00	4.33	<50	110 ⁶	860	250 ¹⁸	<0.50	<0.50	<0.50	<0.50	<0.50	<0.50	NA
03/26/15	8.25	3.61	0.00	4.64	<50	<48	650	370 ¹⁸	<0.50	<0.50	<0.50	<1.0	<0.50	<0.50	NA
09/29/15	8.25	4.01	0.00	4.24	<50	<48.6	408	299 ¹⁸	<0.50	<0.50	<0.50	<1.0	<0.50	<0.50	NA
03/29/16	8.25	3.37	0.00	4.88	<50	64³⁰	150	<50	<0.50	<0.50	<0.50	<1.0	<0.50	<0.50	NA
MW-9															
10/03/07	9.44	5.81	0.00	3.63	<50	7,700	10,000	6,700	<0.50	<0.50	<0.50	<0.50	<0.50 ⁴	<0.50	NA
03/14/08	9.44	5.51	0.00	3.93	<50	6,400	8,000	4,000 ⁷	<0.50	<0.50	<0.50	<0.50	<0.50	<0.50	NA
06/26/08	9.44	5.72	0.00	3.72	<50	1,600 ¹⁰	1,800	1,800 ⁷	<0.50	<0.50	<0.50	<0.50	<0.50	<0.50	NA
09/25/08	9.44	5.59	0.00	3.85	<50	5,900 ¹⁰	9,300	6,300 ¹⁶	<0.50	<0.50	<0.50	<0.50	<0.50	<0.50	NA
12/19/08	9.44	5.43	0.00	4.01	<50	4,100 ⁶	8,500	4,000 ¹⁸	<0.50	<0.50	<0.50	<0.50	<0.50	<0.50	NA
03/26/09	9.44	5.26	0.00	4.18	<50	6,900 ⁶	9,700	5,600 ¹⁸	<0.50	<0.50	<0.50	<0.50	<0.50	<0.50	NA
06/24/09	9.44	5.42	0.00	4.02	<50	2,900 ⁶	5,200	1,800 ¹⁸	<0.50	<0.50	<0.50	<0.50	<0.50	<0.50	NA
09/24/09	9.44	5.53	0.00	3.91	<50	600 ¹⁰	1,100	720 ¹⁸	<0.50	<0.50	<0.50	<0.50	<0.50	<0.50	NA
01/15/10	9.44	4.69	0.00	4.75	<50	1,300 ⁶	3,100	1,600 ¹⁸	<0.50	<0.50	<0.50	<0.50	<0.50	<0.50	<10 - <50 ^{21,22}
09/09/10	9.44	5.43	0.00	4.01	<50	1,900 ⁶	4,500	960 ¹⁸	<0.50	<0.50	<0.50	<0.50	<0.50	<0.50	NA
03/21/11	9.44	4.58	0.00	4.86	<50	280 ⁶	780	460 ¹⁸	<0.50	<0.50	<0.50	<0.50	<0.50	<0.50	NA
09/02/11	9.44	5.39	0.00	4.05	<50	250 ⁶	500	700 ¹⁸	<0.50	<0.50	<0.50	<0.50	<0.50	<0.50	NA
04/17/12	9.44	4.85	0.00	4.59	<50	1,200 ⁶	2,500	2,700 ¹⁸	<0.50	<0.50	<0.50	<0.50	<0.50	<0.50	NA
09/18/12	9.44	5.57	0.00	3.87	<50	750 ⁶	1,700	940 ¹⁸	<0.50	<0.50	<0.50	<0.50	<0.50	<0.50	NA
03/25/13	9.44	5.48	0.00	3.96	<50	870 ⁶	2,600	1,200	<0.50	<0.50	<0.50	<0.50	<0.50	<0.50	NA
09/16/13	9.44	5.50	0.00	3.94	<50	420 ⁶	1,200	520 ¹⁸	<0.50	<0.50	<0.50	<0.50	<0.50	<0.50	NA
06/26/14	9.44	5.27	0.00	4.17	<50	610 ⁶	3,000	710 ¹⁸	<0.50	<0.50	<0.50	<0.50	<0.50	<0.50	NA
10/16/14	9.44	5.20	0.00	4.24	<50	220 ⁶	880	510 ¹⁸	<0.50	<0.50	<0.50	<0.50	<0.50	<0.50	NA
03/26/15	9.44	4.78	0.00	4.66	<50	230	1,400	360 ¹⁸	<0.50	<0.50	<0.50	<1.0	<0.50	<0.50	NA
09/29/15	9.44	5.25	0.00	4.19	<50	813 ⁶	4,570	1,310 ^{18,25}	<0.50	<0.50	<0.50	<1.0	<0.50	<0.50	NA
03/29/16	9.44	4.61	0.00	4.83	<50	570³⁰	2,400	<500²⁶	<0.50	<0.50	<0.50	<1.0	<0.50	<0.50	NA

Table 1
Groundwater Monitoring Data and Analytical Results
Rolls-Royce Engine Services Test Facility
6701 Old Earhart Road
Oakland, California

WELL ID/ DATE	TOC* (ft.)	DTW (ft.)	SPHT (ft.)	GWE (msl)	TPH-G (µg/L)	TPH-D ¹ (µg/L)	TPH-MO (µg/L)	TPH-JF (µg/L)	B (µg/L)	T (µg/L)	E (µg/L)	X (µg/L)	MTBE (µg/L)	Napthalene (µg/L)	SVOC (µg/L)
MW-10															
10/03/07	7.51	3.89	0.00	3.62	110	4,200	1,300	4,500	<0.50	<0.50	<0.50	<0.50	<0.50 ⁴	<0.50	NA
03/14/08	7.51	3.68	0.00	3.83	53	420	270	420 ⁷	<0.50	<0.50	<0.50	<0.50	<0.50	0.50	NA
06/26/08	7.51	3.80	0.00	3.71	120	1,200	1,000	2,000	<0.50	<0.50	<0.50	<0.50	<0.50	5.0	NA
09/25/08	7.51	3.68	0.00	3.83	<50	3,100 ¹⁰	2,200	3,600	<0.50	<0.50	<0.50	<0.50	<0.50	<0.50	NA
12/19/08	7.51	3.54	0.00	3.97	<50	1,700	1,200	1,900 ¹⁸	<0.50	<0.50	<0.50	<0.50	<0.50	<0.50	NA
03/26/09	7.51	3.36	0.00	4.15	53	1,500 ⁸	1,300	2,900	<0.50	<0.50	<0.50	<0.50	<0.50	<0.50	NA
06/24/09	7.51	3.54	0.00	3.97	<50	710 ⁸	750	1,400	<0.50	<0.50	<0.50	<0.50	<0.50	1.8	NA
09/24/09	7.51	3.61	0.00	3.90	<50	480 ¹⁰	600	1,100 ¹⁸	<0.50	<0.50	<0.50	<0.50	<0.50	<0.50	NA
01/15/10	7.51	2.81	0.00	4.70	<50	180	210	500 ¹⁸	<0.50	<0.50	<0.50	0.69	<0.50	<0.50	NA
09/09/10	7.51	3.48	0.00	4.03	<50	66 ⁸	<100	380 ¹⁸	<0.50	<0.50	0.66	3.5	<0.50	3.4	<10 - <50 ^{21,22}
03/21/11	7.51	2.70	0.00	4.81	<50	<50	<100	610 ¹⁸	<0.50	<0.50	<0.50	<0.50	<0.50	1.6	NA
09/02/11	7.51	3.51	0.00	4.00	<50	93	260 ²³	890 ¹⁸	<0.50	<0.50	<0.50	<0.50	<0.50	<0.50	NA
04/17/12	7.51	2.97	0.00	4.54	<50	<50	<100	670 ¹⁸	<0.50	<0.50	<0.50	<0.50	<0.50	<0.50	NA
09/18/12	7.51	3.64	0.00	3.87	<50	77	180	600 ¹⁸	<0.50	<0.50	<0.50	<0.50	<0.50	<0.50	NA
03/25/13	7.51	3.98	0.00	3.53	<50	120 ²⁴	<100	750	<0.50	<0.50	<0.50	<0.50	<0.50	0.51	NA
09/16/13	7.51	3.60	0.00	3.91	<50	53	<100	270 ¹⁸	<0.50	<0.50	<0.50	<0.50	<0.50	<0.50	NA
06/26/14	7.51	3.40	0.00	4.11	<50	<50	210	330 ¹⁸	<0.50	<0.50	<0.50	<0.50	<0.50	<0.50	NA
10/16/14	7.51	3.25	0.00	4.26	<50	<50	<100	250 ¹⁸	<0.50	<0.50	<0.50	<0.50	<0.50	<0.50	NA
03/26/15	7.51	2.94	0.00	4.57	<50	<48	<96	230 ¹⁸	<0.50	<0.50	<0.50	<1.0	<0.50	<0.50	NA
09/29/15	7.51	3.43	0.00	4.08	<50	<46.8	<93.7	269 ¹⁸	<0.50	<0.50	<0.50	<1.0	<0.50	<0.50	NA
03/29/16	7.51	2.78	0.00	4.73	<50	84	<95	130 ²⁸	<0.50	<0.50	<0.50	<1.0	<0.50	<0.50	NA
MW-11															
10/03/07	7.60	4.01	0.00	3.59	80	250	490	610	<0.50	<0.50	<0.50	<0.50	<0.50 ⁴	<0.50	NA
03/14/08	7.60	3.71	0.00	3.89	61	410 ⁶	1,200	520 ⁷	<0.50	<0.50	<0.50	<0.50	<0.50	<0.50	NA
06/26/08	7.60	3.92	0.00	3.68	<50	2,700 ¹⁰	7,300	3,600 ¹⁵	<0.50	<0.50	<0.50	<0.50	<0.50	<0.50	NA
09/25/08	7.60	3.82	0.00	3.78	<50	2,800 ¹⁰	5,900	3,800 ¹⁶	<0.50	<0.50	<0.50	<0.50	<0.50	<0.50	NA
12/19/08	7.60	3.71	0.00	3.89	<50	1,500 ⁶	3,700	1,800 ¹⁸	<0.50	<0.50	<0.50	<0.50	<0.50	<0.50	NA
03/26/09	7.60	3.49	0.00	4.11	<50	2,300 ⁶	4,200	2,800 ¹⁸	<0.50	<0.50	<0.50	<0.50	<0.50	<0.50	NA
06/24/09	7.60	3.70	0.00	3.90	<50	1,100 ⁶	2,600	1,200 ¹⁸	<0.50	<0.50	<0.50	<0.50	<0.50	<0.50	NA
09/24/09	7.60	3.37	0.00	4.23	<50	1,400 ¹⁰	3,800	1,800 ¹⁸	<0.50	<0.50	<0.50	<0.50	<0.50	<0.50	NA
01/15/10	7.60	3.02	0.00	4.58	<50	260 ⁶	860	620 ¹⁸	<0.50	<0.50	<0.50	<0.50	<0.50	<0.50	NA
09/09/10	7.60	3.63	0.00	3.97	<50	510 ¹⁰	1,200	520 ¹⁸	<0.50	<0.50	<0.50	<0.50	<0.50	<0.50	<10 - <50 ^{21,22}
03/21/11	7.60	2.85	0.00	4.75	<50	83 ⁶	280	410 ¹⁸	<0.50	<0.50	<0.50	<0.50	<0.50	<0.50	NA
09/02/11	7.60	3.70	0.00	3.90	<50	470 ⁶	990	720 ¹⁸	<0.50	<0.50	<0.50	<0.50	<0.50	<0.50	NA

Table 1
Groundwater Monitoring Data and Analytical Results
Rolls-Royce Engine Services Test Facility
6701 Old Earhart Road
Oakland, California

WELL ID/ DATE	TOC* (ft.)	DTW (ft.)	SPHT (ft.)	GWE (msl)	TPH-G (µg/L)	TPH-D ¹ (µg/L)	TPH-MO (µg/L)	TPH-JF (µg/L)	B (µg/L)	T (µg/L)	E (µg/L)	X (µg/L)	MTBE (µg/L)	Napthalene (µg/L)	SVOC (µg/L)
MW-11 (cont)															
04/17/12	7.60	3.13	0.00	4.47	<50	95 ⁶	220	1,300 ¹⁸	<0.50	<0.50	<0.50	<0.50	0.50	<0.50	NA
09/18/12	7.60	3.83	0.00	3.77	<50	230	600	660 ¹⁸	<0.50	<0.50	<0.50	<0.50	<0.50	<0.50	NA
03/25/13	7.60	3.80	0.00	3.80	<50	230	450	1,200	<0.50	<0.50	<0.50	<0.50	<0.50	<0.50	NA
09/16/13	7.60	3.87	0.00	3.73	<50	130 ⁶	280	350 ¹⁸	<0.50	<0.50	<0.50	<0.50	<0.50	<0.50	NA
06/26/14	7.60	3.55	0.00	4.05	<50	220 ⁶	1,000	560 ¹⁸	<0.50	<0.50	<0.50	<0.50	<0.50	<0.50	NA
10/16/14	7.60	3.48	0.00	4.12	<50	110 ⁶	430	340 ¹⁸	<0.50	<0.50	<0.50	<0.50	<0.50	<0.50	NA
03/26/15	7.60	3.17	0.00	4.43	<50	160 ⁶	770	540 ¹⁸	<0.50	<0.50	<0.50	<1.0	<0.50	<0.50	NA
09/29/15	7.60	3.57	0.00	4.03	<50	<47.2	156 ¹³	340 ¹⁸	<0.50	<0.50	<0.50	<1.0	<0.50	<0.50	NA
03/29/16	7.60	2.90	0.00	4.70	<50	76	250	91²⁸	<0.50	<0.50	<0.50	<1.0	<0.50	<0.50	NA
MW-12															
10/03/07	7.32	3.61	0.00	3.71	<50	<50	<100	<50	<0.50	<0.50	<0.50	<0.50	<0.50 ⁴	<0.50	NA
03/14/08	7.32	3.35	0.00	3.97	<50	<50	<100	<50	<0.50	<0.50	<0.50	<0.50	<0.50	<0.50	NA
06/26/08	7.32	3.60	0.00	3.72	<50	<50	<100	<50	<0.50	<0.50	<0.50	<0.50	<0.50	<0.50	NA
09/25/08	7.32	3.50	0.00	3.82	<50	<50	<100	51 ¹⁶	<0.50	<0.50	<0.50	<0.50	<0.50	<0.50	NA
12/19/08	7.32	3.09	0.00	4.23	<50	<50	<100	<50	<0.50	<0.50	<0.50	<0.50	<0.50	<0.50	NA
03/26/09	7.32	3.13	0.00	4.19	<50	<50	<100	<50	<0.50	<0.50	<0.50	<0.50	<0.50	<0.50	NA
06/24/09	7.32	3.21	0.00	4.11	<50	<50	<100	<50	<0.50	<0.50	<0.50	<0.50	<0.50	<0.50	NA
09/24/09	7.32	3.38	0.00	3.94	<50	<50	<100	<50	<0.50	<0.50	<0.50	<0.50	<0.50	<0.50	NA
01/15/10	7.32	2.80	0.00	4.52	<50	<50	<100	<50	<0.50	<0.50	<0.50	<0.50	<0.50	<0.50	NA
09/09/10	7.32	3.39	0.00	3.93	<50	<50	<100	<50	<0.50	<0.50	<0.50	<0.50	<0.50	<0.50	NA
03/21/11	7.32	2.30	0.00	5.02	<50	<50	<100	<50	<0.50	<0.50	<0.50	<0.50	<0.50	<0.50	NA
09/02/11	7.32	3.36	0.00	3.96	<50	<50	<100	<50	<0.50	<0.50	<0.50	<0.50	<0.50	<0.50	NA
04/17/12	7.32	2.72	0.00	4.60	<50	<50	<100	99 ¹⁸	<0.50	<0.50	<0.50	<0.50	<0.50	<0.50	NA
09/18/12	7.32	3.56	0.00	3.76	<50	<50	<100	97 ⁹	<0.50	<0.50	<0.50	<0.50	<0.50	<0.50	NA
03/25/13	7.32	3.53	0.00	3.79	<50	<50	<100	73	<0.50	<0.50	<0.50	<0.50	<0.50	<0.50	NA
09/16/13	7.32	3.44	0.00	3.88	<50	<50	<100	<50	<0.50	<0.50	<0.50	<0.50	<0.50	<0.50	NA
06/26/14	7.32	3.08	0.00	4.24	<50	<50	<100	<50	<0.50	<0.50	<0.50	<0.50	<0.50	<0.50	NA
10/16/14	7.32	3.04	0.00	4.28	<50	<50	<100	<50	<0.50	<0.50	<0.50	<0.50	<0.50	<0.50	NA
03/26/15	7.32	3.03	0.00	4.29	<50	<48	<96	<48	<0.50	<0.50	<0.50	<1.0	<0.50	<0.50	NA
09/29/15	7.32	3.00	0.00	4.32	<50	<47.1	<94.2	<94.2	<0.50	<0.50	<0.50	<1.0	<0.50	<0.50	NA
03/29/16	7.32	2.83	0.00	4.49	<50	<47	<94	<50	<0.50	<0.50	<0.50	<1.0	<0.50	<0.50	NA

Table 1
Groundwater Monitoring Data and Analytical Results
Rolls-Royce Engine Services Test Facility
6701 Old Earhart Road
Oakland, California

WELL ID/ DATE	TOC* (ft.)	DTW (ft.)	SPHT (ft.)	GWE (mst)	TPH-G (µg/L)	TPH-D ¹ (µg/L)	TPH-MO (µg/L)	TPH-JF (µg/L)	B (µg/L)	T (µg/L)	E (µg/L)	X (µg/L)	MTBE (µg/L)	Napthalene (µg/L)	SVOC (µg/L)
MW-13															
10/03/07	6.10	2.86	0.00	3.24	160	70 ⁸	<100	660	<0.50	<0.50	<0.50	<0.50	1.2 ⁴	1.7	NA
03/14/08	6.10	1.96	0.00	4.14	350 ¹²	490	130 ¹³	1,200	0.89	<0.50	<0.50	<0.50	2.0	8.9	NA
06/26/08	6.10	2.57	0.00	3.53	720	200 ⁸	<100	4,100 ¹⁵	2.0	<0.50	<0.50	0.60	3.3	3.3	NA
09/25/08	6.10	2.48	0.00	3.62	600	<200 ¹⁷	130 ¹³	1,900 ¹⁶	1.2	<0.50	<0.50	<0.50	2.9	11	NA
12/19/08	6.10	2.68	0.00	3.42	280	130 ⁸	<100	1,300 ¹⁸	0.89	<0.50	<0.50	<0.50	1.7	4.8	NA
03/26/09	6.10	2.44	0.00	3.66	310	86	120 ¹³	1,800 ¹⁸	0.81	<0.50	<0.50	<0.50	1.7	2.2	NA
06/24/09	6.10	2.91	0.00	3.19	330	170 ⁸	<100	2,000 ¹⁹	1.0	<0.50	<0.50	<0.50	1.9	5.2	NA
09/24/09	6.10	2.81	0.00	3.29	380	180	130 ¹³	5,400 ¹⁸	1.5	<0.50	<0.50	<0.50	2.5	6.8	NA
01/15/10	6.10	1.58	0.00	4.52	230	140	<100	1,600 ¹⁸	0.58	<0.50	<0.50	<0.50	1.4	3.1	NA
09/09/10	6.10	2.20	0.00	3.90	230	180 ⁸	<100	1,400 ¹⁸	0.95	<0.50	<0.50	<0.50	2.3	3.6	NA
03/21/11	6.10	1.10	0.00	5.00	260	76 ⁸	<100	2,400 ¹⁸	1.0	<0.50	<0.50	<0.50	1.7	3.1	NA
09/02/11	6.10	2.23	0.00	3.87	380 ¹²	500	260	1,400 ¹⁸	<0.50	<0.50	<0.50	<0.50	1.4	1.4	NA
04/17/12	6.10	1.50	0.00	4.60	310	190	110	3,400 ¹⁸	1.0	<0.50	<0.50	<0.50	2.6	1.4	NA
09/18/12	6.10	2.25	0.00	3.85	280	190	140	1,800 ¹⁸	0.68	<0.50	<0.50	<0.50	2.3	0.89	NA
03/25/13	6.10	2.52	0.00	3.58	170 ¹²	<50	<100	610	<0.50	<0.50	<0.50	<0.50	1.4	<0.50	NA
09/16/13	6.10	2.28	0.00	3.82	190 ¹²	110	<100	1,400 ¹⁸	<0.50	<0.50	<0.50	<0.50	1.7	<0.50	NA
06/26/14	6.10	2.17	0.00	3.93	340	110	150 ¹³	1,900 ¹⁸	0.73	<0.50	<0.50	<0.50	2.4	0.6	NA
10/16/14	6.10	1.89	0.00	4.21	180 ¹²	58	<100	1,500 ¹⁸	<0.50	<0.50	<0.50	<0.50	1.9	<0.50	NA
03/26/15	6.10	2.03	0.00	4.07	192	<48	230 ¹³	1,500	0.61	<0.50	<0.50	<1.0	1.9	<0.50	NA
09/29/15	6.10	2.21	0.00	3.89	254	89	211 ¹³	3,060 ¹⁸	0.9	<0.50	<0.50	<1.0	2.1	0.59	NA
03/29/16	6.10	1.17	0.00	4.93	169	140	140	540 ^{28,29}	<0.50	<0.50	<0.50	<1.0	1.6	<0.50	NA
MW-14															
10/02/07	6.42	2.40	0.00	4.02	67	300	870	1,400	<0.50	<0.50	<0.50	<0.50	1.4 ⁴	6.1	NA
03/14/08	6.42	2.44	0.00	3.98	50	250 ⁶	350	500 ⁷	<0.50	<0.50	<0.50	<0.50	1.7	5.0	NA
06/26/08	6.42	2.62	0.00	3.80	<50	570 ¹⁰	2,700	2,000 ¹⁵	<0.50	<0.50	<0.50	<0.50	1.4	3.1	NA
09/25/08	6.42	2.58	0.00	3.84	<50	510 ¹⁰	1,700	1,800 ¹⁶	<0.50	<0.50	<0.50	<0.50	1.0	<0.50	NA
12/19/08	6.42	2.14	0.00	4.28	<50	480 ⁶	2,100	1,200 ¹⁸	<0.50	<0.50	<0.50	<0.50	1.2	<0.50	NA
03/26/09	6.42	2.23	0.00	4.19	<50	79 ⁶	540	1,000 ¹⁸	<0.50	<0.50	<0.50	<0.50	0.89	<0.50	NA
06/24/09	6.42	2.33	0.00	4.09	<50	<50	290	1,100 ¹⁸	<0.50	<0.50	<0.50	<0.50	1.2	0.52	NA
09/24/09	6.42	2.47	0.00	3.95	<50	88 ¹⁰	350	1,200 ¹⁸	<0.50	<0.50	<0.50	<0.50	0.83	<0.50	NA
01/15/10	6.42	1.95	0.00	4.47	<50	60 ⁶	490	1,100 ¹⁸	<0.50	<0.50	<0.50	<0.50	1.0	<0.50	NA
09/09/10	6.42	2.52	0.00	3.90	<50	150 ¹⁰	500	890 ¹⁸	<0.50	<0.50	<0.50	<0.50	1.2	<0.50	NA
03/21/11	6.42	1.40	0.00	5.02	<50	<50	230	730 ¹⁸	<0.50	<0.50	<0.50	<0.50	1.3	<0.50	NA
09/02/11	6.42	2.49	0.00	3.93	<50	140 ⁶	550	900 ¹⁸	<0.50	<0.50	<0.50	<0.50	0.98	<0.50	NA

Table 1
Groundwater Monitoring Data and Analytical Results
Rolls-Royce Engine Services Test Facility
6701 Old Earhart Road
Oakland, California

WELL ID/ DATE	TOC* (ft.)	DTW (ft.)	SPHT (ft.)	GWE (msl)	TPH-G (µg/L)	TPH-D ¹ (µg/L)	TPH-MO (µg/L)	TPH-JF (µg/L)	B (µg/L)	T (µg/L)	E (µg/L)	X (µg/L)	MTBE (µg/L)	Napthalene (µg/L)	SVOC (µg/L)
MW-14 (cont)															
04/17/12	6.42	1.83	0.00	4.59	<50	140 ⁶	800	2,400 ¹⁸	<0.50	0.69	<0.50	<0.50	1.2	<0.50	NA
09/18/12	6.42	2.65	0.00	3.77	51	130 ⁶	680	1,300 ¹⁸	<0.50	<0.50	<0.50	<0.50	1.0	<0.50	NA
03/25/13	6.42	2.63	0.00	3.79	<50	160	640	2,000	<0.50	<0.50	<0.50	<0.50	1.1	<0.50	NA
09/16/13	6.42	2.53	0.00	3.89	<50	86 ⁶	360	920 ¹⁸	<0.50	<0.50	<0.50	<0.50	0.74	<0.50	NA
06/26/14	6.42	2.15	0.00	4.27	<50	100 ⁶	650	950 ¹⁸	<0.50	<0.50	<0.50	<0.50	0.98	<0.50	NA
10/16/14	6.42	2.08	0.00	4.34	<50	100 ⁶	880	920 ¹⁸	<0.50	<0.50	<0.50	<0.50	0.83	<0.50	NA
03/26/15	6.42	2.08	0.00	4.34	<50	48 ⁶	730	790 ¹⁸	<0.50	<0.50	<0.50	<1.0	0.69	0.50	NA
09/29/15	6.42	2.03	0.00	4.39	<50	<48.7	574	1,070	<0.50	<0.50	<0.50	<1.0	<0.50	<0.50	NA
03/29/16	6.42	1.90	0.00	4.52	<50	54	430	150 ²⁸	<0.50	<0.50	<0.50	<1.0	0.52	<0.50	NA
MW-15															
10/02/07	7.51	4.85	0.00	2.66	<50	99	<100	120	<0.50	<0.50	<0.50	<0.50	<0.50	<0.50	NA
03/14/08	7.51	4.62	0.00	2.89	<50	<50	<100	88 ⁷	<0.50	<0.50	<0.50	<0.50	<0.50	<0.50	NA
06/26/08	7.51	4.81	0.00	2.70	<50	<50	<100	84 ⁷	<0.50	<0.50	<0.50	<0.50	<0.50	<0.50	NA
09/25/08	7.51	4.81	0.00	2.70	<50	<50	<100	53	<0.50	<0.50	<0.50	<0.50	<0.50	<0.50	NA
12/19/08	7.51	4.67	0.00	2.84	<50	<50	<100	<50	<0.50	<0.50	<0.50	<0.50	<0.50	<0.50	NA
03/26/09	7.51	4.45	0.00	3.06	<50	<50	<100	110 ¹⁸	<0.50	<0.50	<0.50	<0.50	<0.50	<0.50	NA
06/24/09	7.51	4.68	0.00	2.83	<50	<50	<100	59	<0.50	<0.50	<0.50	<0.50	<0.50	<0.50	NA
09/24/09	7.51	4.75	0.00	2.76	<50	<50	<100	<50	<0.50	<0.50	<0.50	<0.50	<0.50	<0.50	NA
01/15/10	7.51	4.29	0.00	3.22	<50	<50	<100	<50	<0.50	<0.50	<0.50	<0.50	<0.50	<0.50	NA
09/09/10	7.51	4.78	0.00	2.73	<50	<50	<100	<50	<0.50	<0.50	<0.50	<0.50	<0.50	<0.50	NA
03/21/11	7.51	2.71	0.00	4.80	<50	<50	<100	200 ¹⁸	<0.50	<0.50	<0.50	<0.50	<0.50	<0.50	NA
09/02/11	7.51	4.77	0.00	2.74	<50	<50	<100	<50	<0.50	<0.50	<0.50	<0.50	<0.50	<0.50	NA
04/17/12	7.51	3.65	0.00	3.86	<50	<50	120 ²³	170 ¹⁸	<0.50	<0.50	<0.50	<0.50	<0.50	<0.50	NA
09/18/12	7.51	4.89	0.00	2.62	<50	<50	<100	50 ⁹	<0.50	<0.50	<0.50	<0.50	<0.50	<0.50	NA
03/25/13	7.51	4.78	0.00	2.73	<50	<50	<100	76	<0.50	<0.50	<0.50	<0.50	<0.50	<0.50	NA
09/16/13	7.51	4.80	0.00	2.71	<50	<50	<100	<50	<0.50	<0.50	<0.50	<0.50	<0.50	<0.50	NA
06/26/14	7.51	4.58	0.00	2.93	<50	<50	100	71 ¹⁸	<0.50	<0.50	<0.50	<0.50	<0.50	<0.50	NA
10/16/14	7.51	4.43	0.00	3.08	<50	<50	<100	<50	<0.50	<0.50	<0.50	<0.50	<0.50	<0.50	NA
03/26/15	7.51	4.43	0.00	3.08	<50	<48	<96	<48	<0.50	<0.50	<0.50	<0.50	<0.50	<0.50	NA
09/29/15	7.51	4.47	0.00	3.04	<50	<47.2	<94.5	<94.5	<0.50	<0.50	<0.50	<1.0	<0.50	<0.50	NA
03/29/16	7.51	3.84	0.00	3.67	<50	66 ²⁴	<94	<50	<0.50	<0.50	<0.50	<1.0	<0.50	<0.50	NA

Table 1
Groundwater Monitoring Data and Analytical Results
Rolls-Royce Engine Services Test Facility
6701 Old Earhart Road
Oakland, California

WELL ID/ DATE	TOC* (%)	DTW (ft.)	SPHT (ft.)	GWE (mst)	TPH-G (µg/L)	TPH-D ¹ (µg/L)	TPH-MO (µg/L)	TPH-JF (µg/L)	B (µg/L)	T (µg/L)	E (µg/L)	X (µg/L)	MTBE (µg/L)	Napthalene (µg/L)	SVOC (µg/L)
MW-17															
09/14/07	0.04	4.10	0.00	-4.06	<50	<50	220	150 ²	<0.50	<0.50	<0.50	<0.50	<0.50	<0.50	NA
03/14/08	Not able to sample well-no access agreement between Rolls-Royce and Port of Oakland														
07/03/08	0.04	1.98	0.00	-1.94	<50	<50	<100	84 ⁷	<0.50	<0.50	<0.50	<0.50	<0.50	<0.50	NA
9/25/08 ¹⁴	0.04	4.77	0.00	-4.73	<50	<50	120	110 ¹⁶	<0.50	<0.50	<0.50	<0.50	<0.50	<0.50	NA
12/19/08	0.04	2.24	0.00	-2.20	<50	<50	<100	54	<0.50	<0.50	<0.50	<0.50	<0.50	<0.50	NA
03/26/09	0.04	1.85	0.00	-1.81	<50	<50	<100	71 ¹⁸	<0.50	<0.50	<0.50	<0.50	<0.50	<0.50	NA
06/24/09	Not able to sample well-Oakland Airport security failed to provide access to well														
09/24/09	0.04	2.97	0.00	-2.93	<50	<50	<100	<50	<0.50	<0.50	<0.50	<0.50	<0.50	<0.50	NA
1/15/10 ¹⁴	0.04	2.49	0.00	-2.45	<50	<50	<100	59 ¹⁸	<0.50	<0.50	<0.50	<0.50	<0.50	<0.50	NA
09/09/10	0.04	2.79	0.00	-2.75	<50	<50	<100	<50	<0.50	<0.50	<0.50	<0.50	<0.50	<0.50	NA
03/21/11	0.04	2.25	0.00	-2.21	<50	<50	<100	<50	<0.50	<0.50	<0.50	<0.50	<0.50	<0.50	NA
09/02/11	0.04	2.69	0.00	-2.65	<50	<50	<100	<50	<0.50	<0.50	<0.50	<0.50	<0.50	<0.50	NA
04/17/12	0.04	2.49	0.00	-2.45	<50	<50	<100	240 ¹⁸	<0.50	<0.50	<0.50	<0.50	<0.50	<0.50	NA
09/18/12	0.04	2.96	0.00	-2.92	<50	<50	140 ²³	84 ¹⁸	<0.50	<0.50	<0.50	<0.50	<0.50	<0.50	NA
03/25/13	0.04	2.51	0.00	-2.47	<50	<50	<100	93	<0.50	<0.50	<0.50	<0.50	<0.50	<0.50	NA
09/16/13	0.04	2.88	0.00	-2.84	<50	<50	<100	69 ¹⁸	<0.50	<0.50	<0.50	<0.50	<0.50	<0.50	NA
06/26/14	0.04	2.73	0.00	-2.69	<50	<50	<100	70 ¹⁸	<0.50	<0.50	<0.50	<0.50	<0.50	<0.50	NA
10/16/14	0.04	2.47	0.00	-2.43	<50	<50	<100	<50	<0.50	<0.50	<0.50	<0.50	<0.50	<0.50	NA
03/26/15	0.04	0.25	0.00	-0.21	<50	<49	<97	<49	<0.50	<0.50	<0.50	<1.0	<0.50	<0.50	NA
09/29/15	0.04	2.88	0.00	-2.84	<50	<48.3	<96.5	110	<0.50	<0.50	<0.50	<1.0	<0.50	<0.50	NA
03/29/16	0.04	2.15	0.00	-2.11	<50	<47	<95	<50	<0.50	<0.50	<0.50	>1.0	<0.50	<0.50	NA
MW-18															
10/02/07	7.05	4.15	0.55	3.34**	Not developed or sampled due to presence of SPH										
03/14/08	7.05	3.62	0.63	3.93**	Not sampled due to presence of SPH										
06/26/08	7.05	4.11	1.14	3.85**	Not sampled due to presence of SPH										
09/25/08	7.05	3.77	0.56	3.73**	Not sampled due to presence of SPH										
12/19/08	7.05	3.30	0.36	4.04**	Not sampled due to presence of SPH										
03/26/09	7.05	3.28	0.55	4.21**	Not sampled due to presence of SPH										
06/24/09	7.05	3.53	0.48	3.90**	Not sampled due to presence of SPH										
09/24/09	7.05	3.57	0.46	3.85**	Not sampled due to presence of SPH										
01/15/10	7.05	3.02	0.66	4.56**	Not sampled due to presence of SPH										
09/09/10	7.05	3.18	0.10	3.95**	Not sampled due to presence of SPH										
03/21/11	7.05	1.99	0.15	5.18**	Not sampled due to presence of SPH										
09/02/11	7.05	3.49	0.51	3.97**	Not sampled due to presence of SPH										

Table 1
Groundwater Monitoring Data and Analytical Results
Rolls-Royce Engine Services Test Facility
6701 Old Earhart Road
Oakland, California

WELL ID/ DATE	TOC* (ft.)	DTW (ft.)	SPHT (ft.)	GWE (msl)	TPH-G (µg/L)	TPH-D ¹ (µg/L)	TPH-MO (µg/L)	TPH-JF (µg/L)	B (µg/L)	T (µg/L)	E (µg/L)	X (µg/L)	MTBE (µg/L)	Napthalene (µg/L)	SVOC (µg/L)	
MW-18 (cont)																
04/17/12	7.05	2.52	0.15	4.65**	Not sampled due to presence of SPH				--	--	--	--	--	--	--	--
09/18/12	7.05	3.14	0.00	3.91	2,100	210,000 ¹⁰	190,000	290,000	<0.50	<0.50	<0.50	2.4	2.0	<2.0	NA	
03/25/13	7.05	3.27	0.15	3.90**	740	35,000	39,000	61,000	<0.50	<0.50	<0.50	1.7	2.2	<0.80	NA	
09/16/13	7.05	3.15	0.00	3.90	570	35,000 ¹⁰	37,000	48,000	<0.50	<0.50	<0.50	1.2	1.8	<0.80	NA	
06/26/14	7.05	2.91	0.00	4.14	600	100,000 ⁸	150,000	110,000	<0.50	<0.50	<0.50	1.0	1.8	<0.80	NA	
10/16/14	7.05	2.77	0.00	4.28	450	12,000	25,000	17,000 ¹⁸	<0.50	<0.50	<0.50	0.77	2.2	<0.50	NA	
03/26/15	7.05	2.58	0.00	4.47	640	31,800	72,700	41,700 ¹⁸	<0.50	<0.50	<0.50	1.1	1.3	<0.50	NA	
09/29/15	7.05	2.88	0.00	4.17	608	23,600 ⁶	47,100	31,900 ^{18,25}	<0.50	<0.50	<0.50	<0.50	1.1	0.52	NA	
03/29/16	7.05	2.36	0.04	4.72**	Not sampled due to presence of SPH				--	--	--	--	--	--	--	
NPORD MW-3																
09/14/07	8.11	4.43	0.00	3.68	<50	<50	<100	64 ²	<0.50	<0.50	<0.50	<0.50	<0.50	<0.50	NA	
03/14/08	Not able to sample well-no access agreement between Rolls-Royce and Port of Oakland															
07/03/08	8.11	3.96	0.00	4.15	<50	<50	<100	99 ⁷	<0.50	<0.50	<0.50	<0.50	<0.50	<0.50	NA	
09/25/08	8.11	4.06	0.00	4.05	<50	<50	<100	<50	<0.50	<0.50	<0.50	<0.50	<0.50	<0.50	NA	
12/19/08	8.11	3.78	0.00	4.33	<50	<50	<100	<50	<0.50	<0.50	<0.50	<0.50	<0.50	<0.50	NA	
03/26/09	8.11	4.22	0.00	3.89	<50	<50	<100	<50	<0.50	<0.50	<0.50	<0.50	<0.50	<0.50	NA	
06/24/09	8.11	4.02	0.00	4.09	<50	<50	<100	<50	<0.50	<0.50	<0.50	<0.50	<0.50	<0.50	NA	
09/24/09	8.11	4.19	0.00	3.92	<50	<50	<100	<50	<0.50	<0.50	<0.50	<0.50	<0.50	<0.50	NA	
01/15/10	8.11	3.51	0.00	4.60	<50	<50	<100	<50	<0.50	<0.50	<0.50	<0.50	<0.50	<0.50	NA	
09/09/10	8.11	3.96	0.00	4.15	<50	<50	<100	<50	<0.50	<0.50	<0.50	<0.50	<0.50	<0.50	NA	
03/21/11	8.11	3.28	0.00	4.83	<50	<50	<100	<50	<0.50	<0.50	<0.50	<0.50	<0.50	<0.50	NA	
09/02/11	8.11	4.10	0.00	4.01	<50	<50	<100	<50	<0.50	<0.50	<0.50	<0.50	<0.50	<0.50	NA	
04/17/12	8.11	4.00	0.00	4.11	<50	<50	<100	<50	<0.50	<0.50	<0.50	<0.50	<0.50	<0.50	NA	
09/18/12	8.11	4.18	0.00	3.93	<50	<50	<100	<50	<0.50	<0.50	<0.50	<0.50	<0.50	<0.50	NA	
03/25/13	8.11	4.35	0.00	3.76	<50	<50	<100	<50	<0.50	<0.50	<0.50	<0.50	<0.50	<0.50	NA	
09/16/13	8.11	4.23	0.00	3.88	<50	<50	<100	<50	<0.50	<0.50	<0.50	<0.50	<0.50	<0.50	NA	
06/26/14	8.11	3.91	0.00	4.20	<50	<50	<100	<50	<0.50	<0.50	<0.50	<0.50	<0.50	<0.50	NA	
10/16/14	8.11	3.69	0.00	4.42	<50	<50	<100	<50	<0.50	<0.50	<0.50	<0.50	<0.50	<0.50	NA	
03/26/15	8.11	3.70	0.00	4.41	<50	<48	<97	<48	<0.50	<0.50	<0.50	<0.50	<0.50	<0.50	NA	
09/29/15	8.11	3.65	0.00	4.46	<50	<47.2	<94.4	<94.4	<0.50	<0.50	<0.50	<1.0	<0.50	<0.50	NA	
03/29/16	8.11	3.86	0.00	4.25	<50	<46	<92	<50	<0.50	<0.50	<0.50	<1.0	<0.50	<0.50	NA	

Table 1
Groundwater Monitoring Data and Analytical Results
Rolls-Royce Engine Services Test Facility
6701 Old Earhart Road
Oakland, California

WELL ID/ DATE	TOC* (ft.)	DTW (ft.)	SPHT (ft.)	GWE (msl)	TPH-G (µg/L)	TPH-D ¹ (µg/L)	TPH-MO (µg/L)	TPH-JF (µg/L)	B (µg/L)	T (µg/L)	E (µg/L)	X (µg/L)	MTBE (µg/L)	Napthalene (µg/L)	SVOC (µg/L)
NPORD MW-4															
09/14/07	10.06	6.48	0.00	3.58	50	1,000 ³	1,400	2,000 ²	<0.50	<0.50	<0.50	<0.50	<0.50	<0.50	NA
03/14/08	Not able to sample well-no access agreement between Rolls-Royce and Port of Oakland														
07/03/08	10.06	6.26	0.00	3.80	<50	360 ⁶	700	960 ⁷	<0.50	<0.50	<0.50	<0.50	<0.50	<0.50	NA
09/25/08	10.06	6.28	0.00	3.78	<50	150 ⁶	240	820 ¹⁶	<0.50	<0.50	<0.50	<0.50	<0.50 ⁴	<0.50	NA
12/19/08	10.06	6.15	0.00	3.91	<50	320 ¹⁰	640	1,400 ¹⁸	<0.50	<0.50	<0.50	<0.50	<0.50	<0.50	NA
03/26/09	10.06	5.91	0.00	4.15	<50	95	160	520 ¹⁸	<0.50	<0.50	<0.50	<0.50	<0.50	<0.50	NA
06/24/09	10.06	6.10	0.00	3.96	<50	200 ⁶	100	1,000	<0.50	<0.50	<0.50	<0.50	<0.50	<0.50	NA
09/24/09	10.06	6.20	0.00	3.86	<50	200 ^{10,20}	180 ²⁰	500 ^{18,20}	<0.50	<0.50	<0.50	<0.50	<0.50	<0.50	NA
01/15/10	10.06	5.45	0.00	4.61	<50	93	<100	770 ¹⁸	<0.50	<0.50	<0.50	<0.50	<0.50	<0.50	NA
09/09/10	10.06	6.06	0.00	4.00	<50	<50	<100	290 ¹⁸	<0.50	<0.50	<0.50	<0.50	<0.50	<0.50	NA
03/21/11	10.06	5.31	0.00	4.75	<50	<50	<100	270	<0.50	<0.50	<0.50	<0.50	<0.50	<0.50	NA
09/02/11	10.06	6.11	0.00	3.95	<50	95	<100	320 ¹⁸	<0.50	<0.50	<0.50	<0.50	<0.50	<0.50	NA
04/17/12	10.06	5.58	0.00	4.48	<50	64	130 ²³	940 ¹⁸	<0.50	<0.50	<0.50	<0.50	<0.50	<0.50	NA
09/18/12	10.06	6.27	0.00	3.79	<50	150	250	800 ¹⁸	<0.50	<0.50	<0.50	<0.50	<0.50	<0.50	NA
03/25/13	10.06	6.23	0.00	3.83	<50	57	<100	820	<0.50	<0.50	<0.50	<0.50	<0.50	<0.50	NA
09/16/13	10.06	6.25	0.00	3.81	<50	72	120 ¹³	560 ¹⁸	<0.50	<0.50	<0.50	<0.50	<0.50	<0.50	NA
06/26/14	10.06	6.01	0.00	4.05	<50	90 ⁶	260	520 ¹⁸	<0.50	<0.50	<0.50	<0.50	<0.50	<0.50	NA
10/16/14	10.06	6.91	0.00	3.15	<50	200	480	690 ¹⁸	<0.50	<0.50	<0.50	<0.50	<0.50	<0.50	NA
03/26/15	10.06	5.56	0.00	4.50	<50	91	270	470 ¹⁸	<0.50	<0.50	<0.50	<1.0	<0.50	<0.50	NA
09/29/15	10.06	6.01	0.00	4.05	<50	140	711	771 ^{18,25}	<0.50	<0.50	<0.50	<1.0	<0.50	<0.50	NA
03/29/16	10.06	5.37	0.00	4.69	<50	100	130	290 ²⁸	<0.50	<0.50	<0.50	<1.0	<0.50	<0.50	NA
QA															
09/14/07	--	--	--	--	<50	NA	NA	NA	<0.50	<0.50	<0.50	<0.50	<0.50	<0.50	NA
10/02/07	--	--	--	--	<50	NA	NA	NA	<0.50	<0.50	<0.50	<0.50	<0.50	<0.50	NA
03/14/08	--	--	--	--	<50	NA	NA	NA	<0.50	<0.50	<0.50	<0.50	<0.50	<0.50	NA
6/26/08 ¹⁴	--	--	--	--	<50	NA	NA	NA	<0.50	<0.50	<0.50	<0.50	<0.50	<0.50	NA
07/03/08	--	--	--	--	<50	<50	<100	<50	<0.50	<0.50	<0.50	<0.50	<0.50	<0.50	NA
09/25/08	--	--	--	--	<50	<50	<100	<50	<0.50	<0.50	<0.50	<0.50	<0.50	<0.50	NA
12/19/08	--	--	--	--	<50	<50	<100	<50	<0.50	<0.50	<0.50	<0.50	<0.50	<0.50	NA
03/26/09	--	--	--	--	<50	<50	<100	<50	<0.50	<0.50	<0.50	<0.50	<0.50	<0.50	NA
06/24/09	--	--	--	--	<50	NA	NA	NA	<0.50	<0.50	<0.50	<0.50	<0.50	<0.50	NA
09/24/09	--	--	--	--	<50	NA	NA	NA	<0.50	<0.50	<0.50	<0.50	<0.50	<0.50	NA
01/15/10	--	--	--	--	<50	NA	NA	NA	<0.50	<0.50	<0.50	<0.50	<0.50	<0.50	NA
09/09/10	--	--	--	--	<50	NA	NA	NA	<0.50	<0.50	<0.50	<0.50	<0.50	<0.50	NA

Table 1
Groundwater Monitoring Data and Analytical Results
 Rolls-Royce Engine Services Test Facility
 6701 Old Earhart Road
 Oakland, California

WELL ID/ DATE	TOC* (<i>µ</i> L)	DTW (<i>ft.</i>)	SPHT (<i>ft.</i>)	GWE (<i>mst.</i>)	TPH-G (<i>µ</i> g/L)	TPH-D ¹ (<i>µ</i> g/L)	TPH-MO (<i>µ</i> g/L)	TPH-JF (<i>µ</i> g/L)	B (<i>µ</i> g/L)	T (<i>µ</i> g/L)	E (<i>µ</i> g/L)	X (<i>µ</i> g/L)	MTBE (<i>µ</i> g/L)	Napthalene (<i>µ</i> g/L)	SVOC (<i>µ</i> g/L)
QA (cont)															
03/21/11	--	--	--	--	<50	NA	NA	NA	<0.50	<0.50	<0.50	<0.50	<0.50	<0.50	NA
09/02/11	--	--	--	--	<50	NA	NA	NA	<0.50	<0.50	<0.50	<0.50	<0.50	<0.50	NA
04/17/12	--	--	--	--	<50	NA	NA	NA	<0.50	<0.50	<0.50	<0.50	<0.50	<0.50	NA
09/18/12	--	--	--	--	<50	NA	NA	NA	<0.50	<0.50	<0.50	<0.50	<0.50	<0.50	NA
03/25/13	--	--	--	--	<50	NA	NA	NA	<0.50	<0.50	<0.50	<0.50	<0.50	<0.50	NA
09/16/13	--	--	--	--	<50	NA	NA	NA	<0.50	<0.50	<0.50	<0.50	<0.50	<0.50	NA
06/26/14	--	--	--	--	<50	NA	NA	NA	<0.50	<0.50	<0.50	<0.50	<0.50	<0.50	NA
10/16/14	--	--	--	--	<50	NA	NA	NA	<0.50	<0.50	<0.50	<0.50	<0.50	<0.50	NA
03/26/15	--	--	--	--	<50	NA	NA	NA	<0.50	<0.50	<0.50	<0.50	<0.50	<0.50	NA
09/29/15	--	--	--	--	<50	NA	NA	NA	<0.50	<0.50	<0.50	<1.0	<0.50	<0.50	NA
03/29/16	--	--	--	--	<50	NA	NA	NA	<0.50	<0.50	<0.50	<1.0	<0.50	<0.50	NA
									<0.50	<0.50	<0.50	<1.0	<0.50	<0.50	NA

Table 1
Groundwater Monitoring Data and Analytical Results
Rolls-Royce Engine Services Test Facility
6701 Old Earhart Road
Oakland, California

EXPLANATIONS:

TOC = Top of Casing Elevation
DTW = Depth to Water
GWE = Groundwater Elevation
ft = feet

SPHT = Separate Phase Hydrocarbon Thickness
TPH-G= Total Petroleum Hydrocarbons as Gasoline
TPH-D = Total Petroleum Hydrocarbons as Diesel

TPH-MO = Total Petroleum Hydrocarbons as Motor Oil
TPH-JF = Total Petroleum Hydrocarbons as Jet Fuel
B = Benzene
T = Toluene
E = Ethylbenzene
X = Total Xylenes
MTBE = Methyl Tertiary Butyl Ether

SVOC = Semi-Volatile Organic Compounds
(µg/L) = Micrograms per liter
NA = Not Analyzed
-- = Not Measured
QA = Trip Blank

ANALYTICAL METHODS:

Kiff Analytical LLC (NELAP #08263CA) prior to 2015
Pace Analytical (CA Certification #08263CA)
TPH-G, BTEX, MTBE, and Napthalene by EPA Method 8260B
TPH-D, TPH-MO, and TPH-JF by modified EPA Method 8015
SVOC by EPA Method 8270C

* TOC elevations surveyed relative to mean sea level by Morrow Surveying (PLS #5161) on October 8, 2007

** = GWE corrected for the presence of SPH [(TOC-DTW) + (SPH thickness x SPH specific gravity)]. Specific gravity of SPH is assumed to be 0.8.

- 1 Analyzed with Silica Gel Cleanup.
- 2 Discrete peaks, higher boiling hydrocarbons present in sample that are atypical for Jet Fuel.
- 3 Discrete peaks, higher boiling hydrocarbons present in sample that are atypical for Diesel Fuel.
- 4 Matrix spike/matrix spike duplicate results associated with these samples for the analyte Methyl-t-butyl ether were affected by the analyte concentrations already present in the un-spiked sample.
- 5 Due to the formation of an emulsion in this sample, the sample was centrifuged and decanted prior to extraction.
- 6 Hydrocarbons present in this sample are higher-boiling than typical Diesel Fuel.
- 7 Hydrocarbons present in this sample are higher-boiling than typical Jet Fuel.
- 8 Lower boiling hydrocarbons are present in this sample that are atypical for Diesel Fuel.
- 9 Discrete peaks present in this sample that are atypical for Jet Fuel.
- 10 Some lower-boiling hydrocarbons than Diesel and some higher-boiling hydrocarbons than Diesel are present in this sample.
- 11 Both lower-boiling and higher-boiling hydrocarbons than Jet Fuel are present in this sample.
- 12 Sample contained primarily compounds not found in typical Gasoline.
- 13 Hydrocarbons present in this sample are lower-boiling than typical Motor Oil.
- 14 Sample was analyzed by EPA Method 8260B using bottles that contained headspace bubbles greater than 1/4-inch in diameter.
- 15 Lower boiling hydrocarbons are present in this sample that are atypical for Jet Fuel.
- 16 Chromatographic pattern not typical for Jet Fuel.
- 17 Diesel method reporting limit for this sample was increased due to interference from Gasoline range hydrocarbons.
- 18 Higher-boiling hydrocarbons are present in this sample that are atypical for Jet Fuel.
- 19 Laboratory confirmed results.

Table 1
Groundwater Monitoring Data and Analytical Results
Rolls-Royce Engine Services Test Facility
6701 Old Earhart Road
Oakland, California

EXPLANATIONS:

- ²⁰ Repeat analysis by Modified EPA Method 8015 yielded inconsistent results for sample NPORD MW-4. The concentrations appear to vary between bottles. The highest concentration results are reported.
- ²¹ All analytes were ND or less than their respective reporting limits.
- ²² Analysis for SVOC requested by Client.
- ²³ Discrete peaks in Motor Oil range, atypical for Motor Oil.
- ²⁴ Discrete peaks in Diesel Range, atypical for Diesel Fuel.
- ²⁵ The continuing calibration for this compound is outside of Pace Analytical acceptance limits. The results may be biased low.
- ²⁶ Sample diluted due to high organic content.
- ²⁷ Aqueous sample that contains greater than ~1 vol % sediment.
- ²⁸ Diesel range compounds are significant; no recognizable pattern.
- ²⁹ Kerosene/kerosene range/jet fuel range.
- ³⁰ Higher-boiling hydrocarbons present, atypical for Diesel Fuel.
- ³¹ Lower and higher-boiling hydrocarbons present, atypical for Diesel Fuel.

Table 2
Field Measurements and Groundwater Analytical Results
Rolls-Royce Engine Services Test Facility
6701 Old Earhart Road
Oakland, California

WELL ID/ DATE	D.O. Pre-Purge (mg/L)	D.O. Post-Purge (mg/L)	ORP Pre-Purge (mV)	ORP Post-Purge (mV)	Ferric Iron (mg/L)	Ferrous Iron (mg/L)	Nitrate as NO₃ (mg/L)	Sulfate as SO₄ (mg/L)	Methane (µg/L)
MW-1 09/09/10	0.00	0.74	-462.4	-124.7	3.2	0.81	<10	2,000	117
MW-2 09/09/10	0.03	0.29	-261.9	-233.5	--	--	--	--	--
MW-3 09/09/10	0.38	0.24	-149.2	-123.5	--	--	--	--	--
MW-4 09/09/10	0.09	0.06	-295.2	-299.4	91	2.4	<2.5	8.6	6,590
MW-5 09/09/10	0.84	0.05	-374	-459	68	12	<2.5	<2.5	4,760
MW-6 09/09/10	0.22	0.20	-271.8	-273.5	40	<0.10	<2.5	540	3,280
MW-7 09/09/10	0.07	0.09	-260.7	-257.4	340	18	<2.5	<2.5	6,350
MW-8 09/09/10	0.14	0.11	-276	-281	23	2.1	<2.5	3.9	8,500
MW-9 09/09/10	0.00	0.65	-548.1	-501.4	13	<0.10	<2.5	23	8,310
MW-10 09/09/10	0.11	0.58	-333.3	-391.2	--	--	--	--	--
MW-11 09/09/10	0.84	0.96	-399.4	-370.1	--	--	--	--	--
MW-12 09/09/10	0.15	0.49	-340.1	-348.2	--	--	--	--	--
MW-13 09/09/10	0.45	0.82	-142.9	-130.5	--	--	--	--	--
MW-14 09/09/10	0.20	0.14	-264.6	-223.9	--	--	--	--	--

Table 2
Field Measurements and Groundwater Analytical Results
 Rolls-Royce Engine Services Test Facility
 6701 Old Earhart Road
 Oakland, California

WELL ID/ DATE	D.O. Pre-Purge (mg/L)	D.O. Post-Purge (mg/L)	ORP Pre-Purge (mV)	ORP Post-Purge (mV)	Ferric Iron (mg/L)	Ferrous Iron (mg/L)	Nitrate as NO₃ (mg/L)	Sulfate as SO₄ (mg/L)	Methane (µg/L)
MW-15 09/09/10	0.51	0.63	196.1	180.2	--	--	--	--	--
MW-17 09/09/10	0.40	0.51	168.4	149.1	--	--	--	--	--
NPORD MW-3 09/09/10	0.46	0.50	-208.2	-211.6	3.2	3.2	<10	1,200	27.8

Table 2
Field Measurements and Groundwater Analytical Results
Rolls-Royce Engine Services Test Facility
6701 Old Earhart Road
Oakland, California

EXPLANATIONS:

ORP = Oxidation Reduction Potential
D.O. = Dissolved Oxygen
(mV) = Millivolts
($\mu\text{g/L}$) = Micrograms per liter
(mg/L) = Milligrams per liter
-- = Not Measured

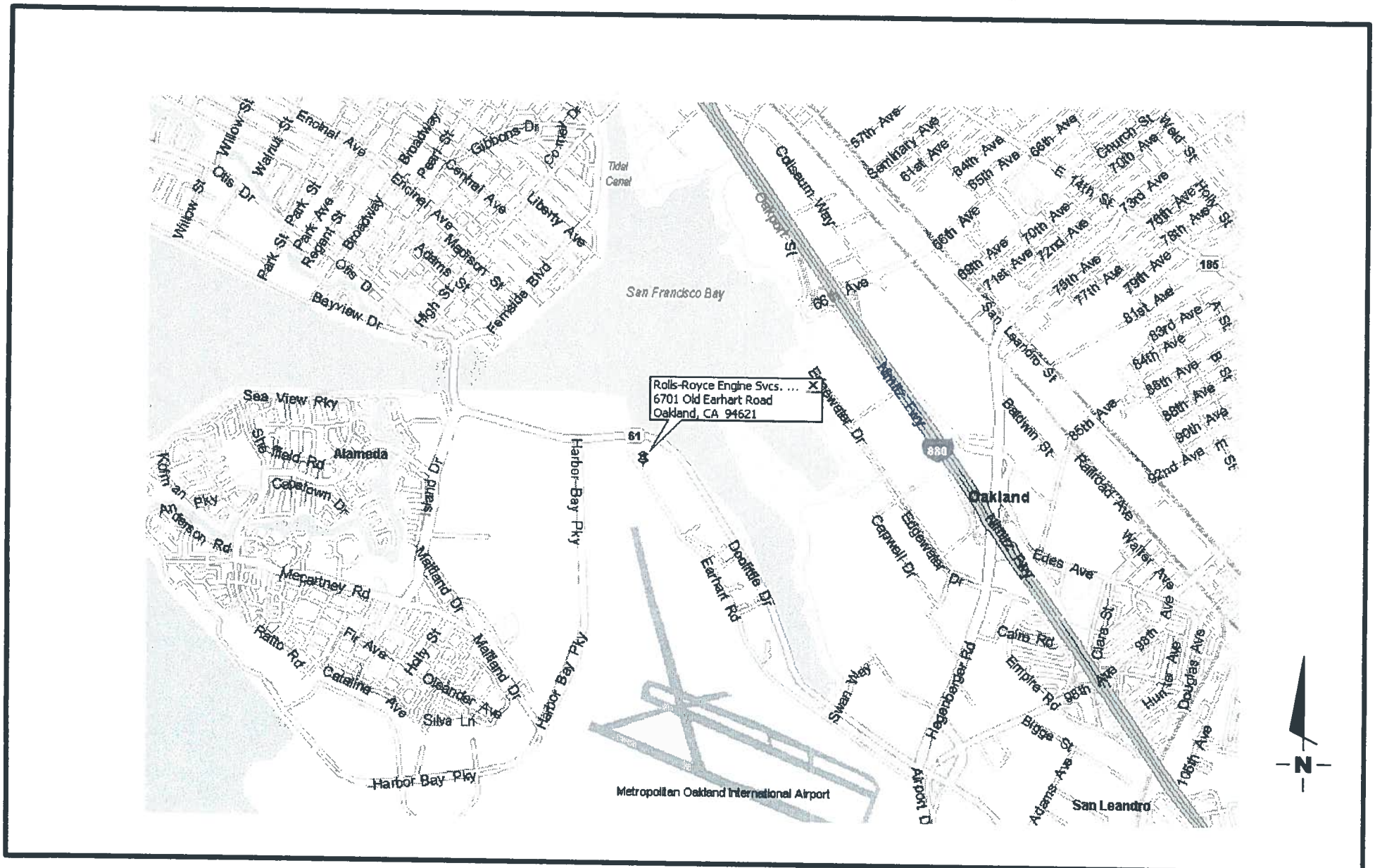
ANALYTICAL METHODS:

Nitrate as NO_3 and Sulfate as SO_4 by EPA Method 300.0
Ferric Iron by 200.7/SM 3500 Fe D
Ferrous Iron by SM 3500 Fe D
Methane by Method RSK-175M

Table 3
 SPH Thickness and Volumes Purged - MW-18
 Rolls-Royce Engine Services Test Facility
 6701 Old Earhart Road
 Oakland, California

Date	SPH Thickness (feet)	Depth To SPH From Top of Casing (feet)	Approximate Volume of Water Purged (gallons)	Approximate Volume of SPH Purged (gallons)
9/14/07	0.55	3.60	2.00	2.50
3/14/08	0.63	2.99	0.80	0.30
6/26/08	1.14	2.97	1.00	0.13
9/25/08	0.56	3.21	2.00	0.07
12/19/08	0.36	2.94	0.13	0.16
3/26/09	0.55	2.73	0.08	0.08
6/24/09	0.48	3.05	0.05	0.06
9/24/09	0.46	3.11	0.00	0.07
1/15/10	0.66	2.36	2.00	0.14
9/9/10	0.10	3.08	0.13	0.01
3/21/11	0.15	1.84	0.26	0.03
9/2/11	0.51	2.98	0.16	0.26
4/17/12	0.15	2.37	0.05	0.26
9/18/12	0.00	NA	3.50	0.00
3/25/13	0.15	3.12	4.50	0.15
9/16/13	0.00	NA	3.00	0.00
6/26/14	0.00	NA	4.00	0.00
10/16/14	0.00	NA	4.00	0.00
3/26/2015	0.00	NA	4.00	0.00
9/29/2015	0.00	NA	4.00	0.00
3/29/2016	0.04	2.32	0.00	0.00
Totals:			35.66	4.21

NA = Not Applicable



SITE LOCATION MAP
 ROLLS-ROYCE ENGINE SERVICES TEST FACILITY
 6701 OLD EARHART RD.
 OAKLAND, CA

FIGURE
1

PROJECT NUMBER
 25-948218.7

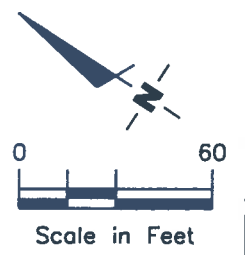
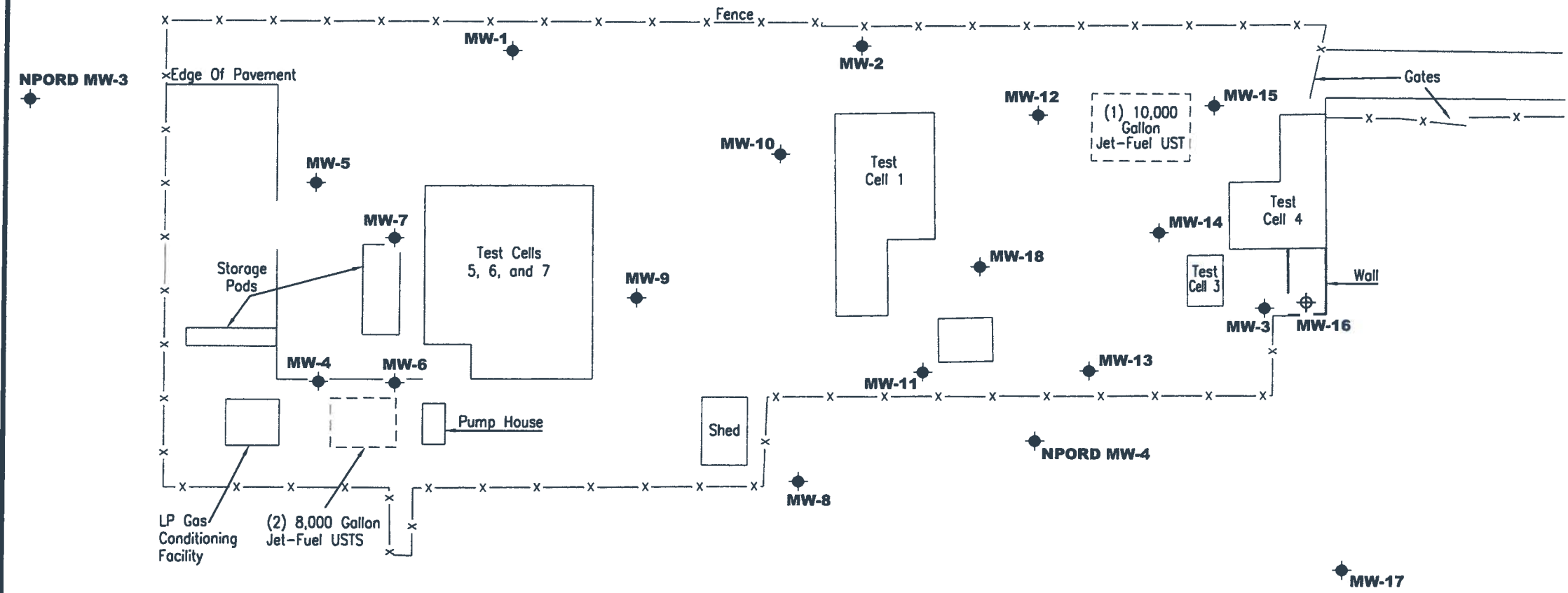
REVIEWED BY

DATE
 11/13/07

REVISED DATE

EXPLANATION

- ◆ Groundwater monitoring well
- ⊕ Proposed monitoring well - not installed location inaccessible by drill rig



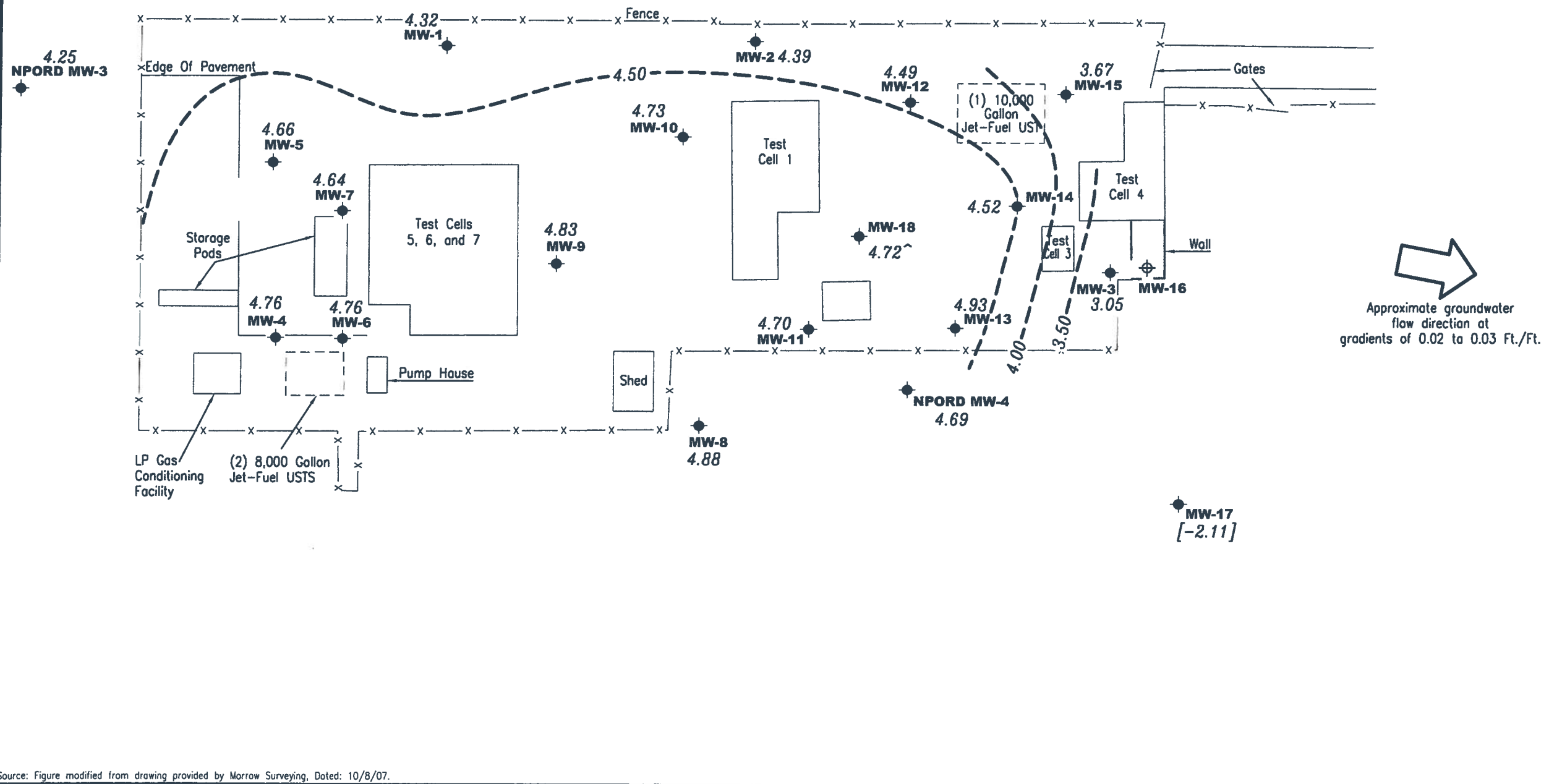
Source: Figure modified from drawing provided by Morrow Surveying, Dated: 10/8/07.

SITE PLAN
 Rolls-Royce Engine Services Test Facility
 6701 Old Earhart Road
 Oakland, CA

GETTLER - RYAN INC.
 6805 Sierra Court, Suite G
 Dublin, CA 94568
 (925) 551-7555

EXPLANATION

- ◆ Groundwater monitoring well
- ⊕ Proposed monitoring well - not installed location inaccessible by drill rig
- 99.99 Groundwater elevation in feet referenced to Mean Sea Level
- - - 99.99 - - - Groundwater elevation contour, dashed where inferred
- [99.99] Not used in contouring
- ~ Groundwater elevation corrected for the presence of separate-phase hydrocarbons



POTENTIOMETRIC MAP
 Rolls-Royce Engine Services Test Facility
 6701 Old Earhart Road
 Oakland, CA

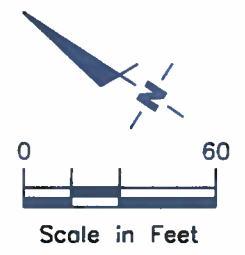
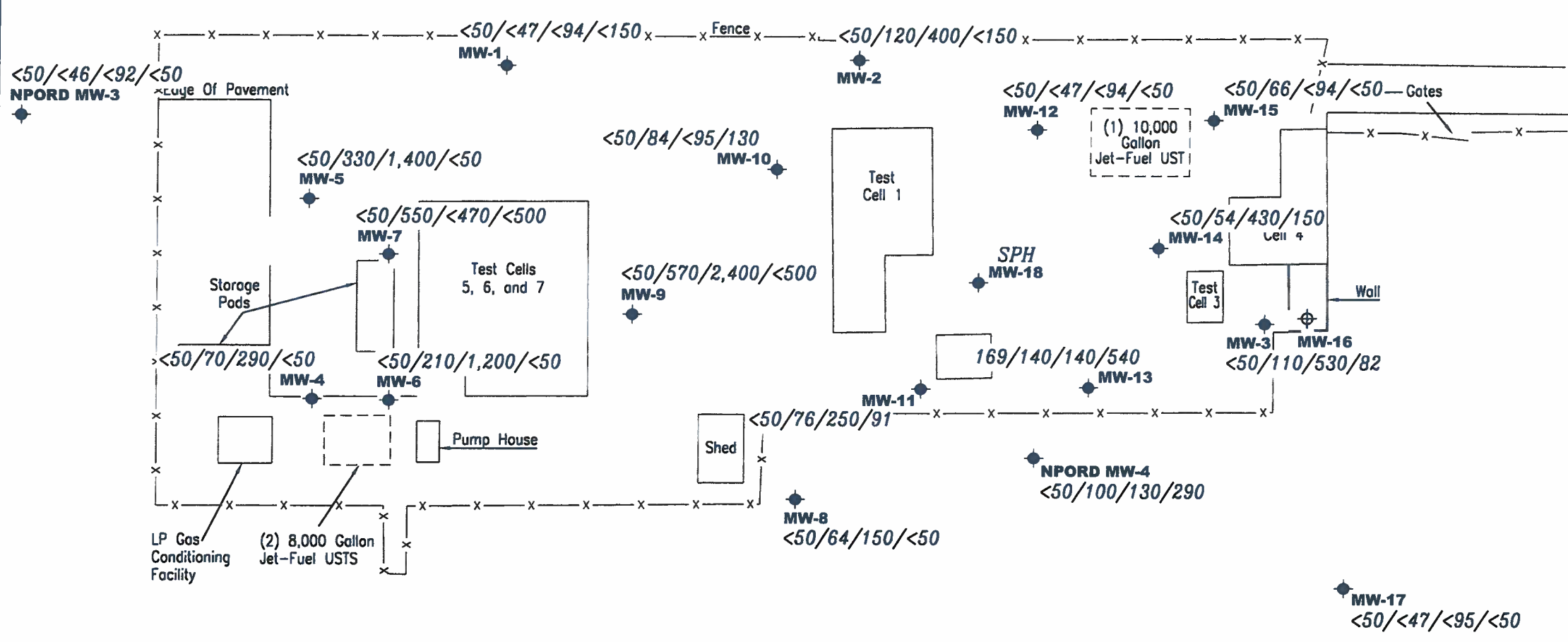
GETTLER - RYAN INC.
 6805 Sierra Court, Suite G
 Dublin, CA 94568
 (925) 551-7555

PROJECT NUMBER: 948218.2
 REVIEWED BY: [Signature]
 DATE: March 29, 2016
 REVISED DATE: [Blank]

Source: Figure modified from drawing provided by Morrow Surveying, Dated: 10/8/07.

EXPLANATION

- ◆ Groundwater monitoring well
- ⊕ Proposed monitoring well - not installed location inaccessible by drill rig
- A/B/C/D Total Petroleum Hydrocarbons
TPH as Gasoline/TPH as Diesel/
TPH as Motor Oil/TPH as Jet
Fuel concentrations in ppb
- SPH Separate Phase Hydrocarbons



Source: Figure modified from drawing provided by Morrow Surveying, Dated: 10/8/07.

CONCENTRATION MAP
 Rollis-Royce Engine Services Test Facility
 6701 Old Earhart Road
 Oakland, CA

GETTLER - RYAN INC.
 6805 Sierra Court, Suite G
 Dublin, CA 94568
 (925) 551-7555

PROJECT NUMBER: 948218.2
 REVIEWED BY: [Signature]
 DATE: March 29, 2016
 REVISED DATE: [Blank]

GR FIELD METHODS AND PROCEDURES - GROUNDWATER SAMPLING

Gettler-Ryan Inc. (GR) field personnel adhere to the following procedures for the collection and handling of groundwater samples prior to analysis by the analytical laboratory. All work is performed in accordance with the GR Health & Safety Plan and all client-specific programs. The scope of work and type of analysis to be performed is determined prior to commencing field work.

Prior to sampling, the presence or absence of free-phase hydrocarbons is determined using an interface probe. Product thickness, if present, is measured to the nearest 0.01 foot and is noted in the field notes. In addition, all depth to water level measurements are collected with a static water level indicator and are also recorded in the field notes, prior to purging and sampling any wells.

After water levels are collected and prior to sampling, if purging is to occur, each well is purged a minimum of three well casing volumes of water using pre-cleaned pumps (stack, peristaltic or Grundfos), or disposable bailers. Temperature, pH and electrical conductivity are measured a minimum of three times during the purging (additional parameters such as dissolved oxygen, oxidation reduction potential, turbidity may also be measured, depending on specific scope of work.). Purging continues until these parameters stabilize.

Groundwater samples are collected using disposable bailers. The water samples are transferred from the bailer into appropriate containers. Pre-preserved containers, supplied by analytical laboratories, are used. When pre-preserved containers are not available, the laboratory is instructed to preserve the sample as appropriate. Duplicate samples are collected for the laboratory to use in maintaining quality assurance/quality control standards, as directed by the scope of work. The samples are labeled to include the job number, sample identification, collection date and time, analysis, preservation (if any), and the sample collector's initials. The water samples are placed in a cooler, maintained at 4°C for transport to the laboratory. Once collected in the field, all samples are maintained under chain of custody until delivered to the laboratory.

The chain of custody document includes the job number, type of preservation, if any, analysis requested, sample identification, date and time collected, and the sample collector's name. The chain of custody is signed and dated (including time of transfer) by each person who receives or surrenders the samples, beginning with the field personnel and ending with the laboratory personnel.

A laboratory supplied trip blank accompanies each sampling set. The trip blank is analyzed for some or all of the same compounds as the groundwater samples.



GETTLER-RYAN INC.

WELL MONITORING/SAMPLING FIELD DATA SHEET

Client/Facility#: Rolls Royce Engine Test
 Site Address: 6701 Old Earhart Road
 City: Oakland, CA

Job Number: 25-948218.1
 Event Date: 3-29-16 (inclusive)
 Sampler: AW

Well ID: MW-1
 Well Diameter: 2 1/4 in.
 Total Depth: 8.43 ft.
 Depth to Water: 2.85 ft.
5.58 xVF

Date Monitored: 3-29-16

Volume Factor (VF)	3/4"= 0.02	1"= 0.04	2"= 0.17	3"= 0.38
	4"= 0.66	5"= 1.02	6"= 1.50	12"= 5.80

Check if water column is less than 0.50 ft.

0.17 = 0.94 x3 case volume = Estimated Purge Volume: 3.0 gal.
 Depth to Water w/ 80% Recharge [(Height of Water Column x 0.20) + DTW]: 3.96

Purge Equipment:

Disposable Bailer
 Stainless Steel Bailer _____
 Stack Pump _____
 Peristaltic Pump _____
 QED Bladder Pump _____
 Other: _____

Sampling Equipment:

Disposable Bailer
 Pressure Bailer _____
 Metal Filters _____
 Peristaltic Pump _____
 QED Bladder Pump _____
 Other: _____

Time Started:	_____ (2400 hrs)
Time Completed:	_____ (2400 hrs)
Depth to Product:	_____ ft
Depth to Water:	_____ ft
Hydrocarbon Thickness:	_____ ft
Visual Confirmation/Description:	_____
Skimmer / Absorbant Sock (circle one)	
Amt Removed from Skimmer:	_____ ltr
Amt Removed from Well:	_____ ltr
Water Removed:	_____ ltr

Start Time (purge): 0800 Weather Conditions: Sunny
 Sample Time/Date: 0827 / 3-29-16 Water Color: Cloudy Odor: Y / (N)
 Approx. Flow Rate: - gpm. Sediment Description: Cloudy
 Did well de-water? N If yes, Time: _____ Volume: _____ gal. DTW @ Sampling: 3.85

Time (2400 hr.)	Volume (gal.)	pH	Conductivity (10 / mS μmhos/cm)	Temperature (C / F)	D.O. (mg/L)	ORP (mV)
<u>0804</u>	<u>1.0</u>	<u>7.63</u>	<u>out of range</u>	<u>16.0</u>		
<u>0808</u>	<u>2.0</u>	<u>7.59</u>	<u>↓</u>	<u>16.2</u>		
<u>0812</u>	<u>3.0</u>	<u>7.52</u>		<u>16.5</u>		

LABORATORY INFORMATION

SAMPLE ID	(#) CONTAINER	REFRIG.	PRESERV. TYPE	LABORATORY	ANALYSES
<u>MW-1</u>	<u>7</u> x voa vial	<u>YES</u>	<u>HCL</u>	<u>KIFF</u>	<u>TPH-JET FUEL/TPH-MO/TPH-DRO w/sgc(8015)/TPH-GRO/BTEX/MTBE/NAPHTHALENE(8260)</u>

COMMENTS: _____

Add/Replaced Gasket: _____ Add/Replaced Bolt: _____ Add/Replaced Lock: _____ Add/Replaced Plug: _____



GETTLER-RYAN Inc.

WELL MONITORING/SAMPLING FIELD DATA SHEET

Client/Facility#: Rolls Royce Engine Test
 Site Address: 6701 Old Earhart Road
 City: Oakland, CA

Job Number: 25-948218.1
 Event Date: 3/29/16 (inclusive)
 Sampler: AW

Well ID: MW-2
 Well Diameter: 2.14 in.
 Total Depth: 8.93 ft.
 Depth to Water: 2.64 ft.

Date Monitored: 3-29-16

Volume Factor (VF)	3/4"= 0.02	1"= 0.04	2"= 0.17	3"= 0.38
	4"= 0.66	5"= 1.02	6"= 1.50	12"= 5.80

Check if water column is less than 0.50 ft.

Depth to Water w/ 80% Recharge [(Height of Water Column x 0.20) + DTW]: 3.89
 xVF: 1.7 = 1.06 x3 case volume = Estimated Purge Volume: 3.5 gal.

Purge Equipment:

Disposable Bailer
 Stainless Steel Bailer _____
 Stack Pump _____
 Peristaltic Pump _____
 QED Bladder Pump _____
 Other: _____

Sampling Equipment:

Disposable Bailer
 Pressure Bailer _____
 Metal Filters _____
 Peristaltic Pump _____
 QED Bladder Pump _____
 Other: _____

Time Started:	_____ (2400 hrs)
Time Completed:	_____ (2400 hrs)
Depth to Product:	_____ ft
Depth to Water:	_____ ft
Hydrocarbon Thickness:	_____ ft
Visual Confirmation/Description:	_____
Skimmer / Absorbant Sock (circle one)	_____
Amt Removed from Skimmer:	_____ ltr
Amt Removed from Well:	_____ ltr
Water Removed:	_____ ltr

Start Time (purge): 1045
 Sample Time/Date: 1112 / 3-29-16
 Approx. Flow Rate: - gpm.
 Did well de-water? N If yes, Time: _____ Volume: _____ gal.

Weather Conditions: Sunny
 Water Color: Cloudy Odor: Y / N
 Sediment Description: cloudy
 DTW @ Sampling: 3.22'

Time (2400 hr.)	Volume (gal.)	pH	Conductivity (US / mS / umhos/cm)	Temperature (C / F)	D.O. (mg/L)	ORP (mV)
<u>1050</u>	<u>1.5</u>	<u>7.64</u>	<u>out of range</u>	<u>17.7</u>		
<u>1055</u>	<u>2.5</u>	<u>7.60</u>	<u>↓</u>	<u>18.0</u>		
<u>1100</u>	<u>3.5</u>	<u>7.58</u>	<u>↓</u>	<u>18.2</u>		

LABORATORY INFORMATION

SAMPLE ID	(#) CONTAINER	REFRIG.	PRESERV. TYPE	LABORATORY	ANALYSES
<u>MW-2</u>	<u>7</u> x voa vial	<u>YES</u>	<u>HCL</u>	<u>KIFF</u>	<u>TPH-JET FUEL/TPH-MO/TPH-DRO w/sgc(8015)/ TPH-GRO/BTEX/MTBE/NAPHTHALENE(8260)</u>

COMMENTS: _____

Add/Replaced Gasket: _____ Add/Replaced Bolt: _____ Add/Replaced Lock: _____ Add/Replaced Plug: _____



GETTLER-RYAN INC.

WELL MONITORING/SAMPLING FIELD DATA SHEET

Client/Facility#: Rolls Royce Engine Test
 Site Address: 6701 Old Earhart Road
 City: Oakland, CA

Job Number: 25-948218.1
 Event Date: 3.29.16 (inclusive)
 Sampler: FT

Well ID: MW-3
 Well Diameter: 3/4 in.
 Total Depth: 12.09 ft.
 Depth to Water: 3.68 ft.
8.41 xVF .17 = 1.42

Date Monitored: 3.29.16

Volume Factor (VF)	3/4"= 0.02	1"= 0.04	2"= 0.17	3"= 0.38
	4"= 0.66	5"= 1.02	6"= 1.50	12"= 5.80

Check if water column is less than 0.50 ft.

Depth to Water w/ 80% Recharge [(Height of Water Column x 0.20) + DTW]: 5.36 gal.

Purge Equipment:

Disposable Bailer
 Stainless Steel Bailer _____
 Stack Pump _____
 Peristaltic Pump _____
 QED Bladder Pump _____
 Other: _____

Sampling Equipment:

Disposable Bailer
 Pressure Bailer _____
 Metal Filters _____
 Peristaltic Pump _____
 QED Bladder Pump _____
 Other: _____

Time Started:	_____ (2400 hrs)
Time Completed:	_____ (2400 hrs)
Depth to Product:	_____ ft
Depth to Water:	_____ ft
Hydrocarbon Thickness:	_____ ft
Visual Confirmation/Description:	_____
Skimmer / Absorbant Sock (circle one)	_____
Amt Removed from Skimmer:	_____ ltr
Amt Removed from Well:	_____ ltr
Water Removed:	_____ ltr

Start Time (purge): 1110
 Sample Time/Date: 1130 / 3.29.16
 Approx. Flow Rate: — gpm.
 Did well de-water? No If yes, Time: _____ Volume: _____ gal.

Weather Conditions: SUNNY
 Water Color: CLEAR Odor: Y 10
 Sediment Description: NONE
 DTW @ Sampling: 3.75

Time (2400 hr.)	Volume (gal.)	pH	Conductivity (µS / mS µmhos/cm)	Temperature (°C / F)	D.O. (mg/L)	ORP (mV)
<u>1113</u>	<u>1.5</u>	<u>7.41</u>	<u>2453</u>	<u>17.1</u>	<u>—</u>	<u>—</u>
<u>1116</u>	<u>3.0</u>	<u>7.31</u>	<u>3106</u>	<u>17.2</u>	<u>—</u>	<u>—</u>
<u>1119</u>	<u>4.0</u>	<u>7.22</u>	<u>3719</u>	<u>17.4</u>	<u>—</u>	<u>—</u>

LABORATORY INFORMATION

SAMPLE ID	(#) CONTAINER	REFRIG.	PRESERV. TYPE	LABORATORY	ANALYSES
<u>MW-3</u>	<u>7</u> x voa vial	<u>YES</u>	<u>HCL</u>	<u>KIFF</u>	<u>TPH-JET FUEL/TPH-MO/TPH-DRO w/sgc(8015)/TPH-GRO/BTEX/MTBE/NAPHTHALENE(8260)</u>

COMMENTS: BOUNT Lo. 8" (2 BUCKLE BOLTS IN FLANGES) (15F)

Add/Replaced Gasket: _____ Add/Replaced Bolt: _____ Add/Replaced Lock: _____ Add/Replaced Plug: _____



GETTLER-RYAN INC.

WELL MONITORING/SAMPLING FIELD DATA SHEET

Client/Facility#: Rolls Royce Engine Test
 Site Address: 6701 Old Earhart Road
 City: Oakland, CA

Job Number: 25-948218.1
 Event Date: 3/29/14 (inclusive)
 Sampler: GM

Well ID: MW-4
 Well Diameter: (2) 4 in.
 Total Depth: 9.99 ft.
 Depth to Water: 5.03 ft.
4.96 xVF 0.17 = 0.84

Date Monitored: 3/29/14

Volume	3/4"= 0.02	1"= 0.04	2"= 0.17	3"= 0.38
Factor (VF)	4"= 0.66	5"= 1.02	6"= 1.50	12"= 5.80

Check if water column is less than 0.50 ft.

Depth to Water w/ 80% Recharge [(Height of Water Column x 0.20) + DTW]: 6.02 x3 case volume = Estimated Purge Volume: 3 gal.

Purge Equipment:

Disposable Bailer X
 Stainless Steel Bailer _____
 Stack Pump _____
 Peristaltic Pump _____
 QED Bladder Pump _____
 Other: _____

Sampling Equipment:

Disposable Bailer X
 Pressure Bailer _____
 Metal Filters _____
 Peristaltic Pump _____
 QED Bladder Pump _____
 Other: _____

Time Started:	_____ (2400 hrs)
Time Completed:	_____ (2400 hrs)
Depth to Product:	_____ ft
Depth to Water:	_____ ft
Hydrocarbon Thickness:	<u>0</u> ft
Visual Confirmation/Description:	<u>0</u>
Skimmer / Absorbant Sock (circle one)	
Amt Removed from Skimmer:	_____ ltr
Amt Removed from Well:	_____ ltr
Water Removed:	_____ ltr

Start Time (purge): 0920
 Sample Time/Date: 0950 / 3/29/14
 Approx. Flow Rate: _____ gpm.
 Did well de-water? No If yes, Time: _____ Volume: _____

Weather Conditions: SUNNY
 Water Color: CLOUDY Odor: DN MODERATE
 Sediment Description: SILT
 gal. DTW @ Sampling: 5.69

Time (2400 hr.)	Volume (gal.)	pH	Conductivity (µS / ms umhos/cm)	Temperature (°F)	D.O. (mg/L)	ORP (mV)
<u>0923</u>	<u>1</u>	<u>7.14</u>	<u>4.94</u>	<u>17.0</u>		
<u>0925</u>	<u>2</u>	<u>7.12</u>	<u>4.92</u>	<u>18.7</u>		
<u>0928</u>	<u>3</u>	<u>7.11</u>	<u>4.91</u>	<u>18.6</u>		

LABORATORY INFORMATION

SAMPLE ID	(#) CONTAINER	REFRIG.	PRESERV. TYPE	LABORATORY	ANALYSES
<u>MW-4</u>	<u>7 x vva vial</u>	<u>YES</u>	<u>HCL</u>	<u>KIFF</u>	<u>TPH-JET FUEL/TPH-MO/TPH-DRO w/sgc(8015)/TPH-GRO/BTEX/MTBE/NAPHTHALENE(8260)</u>

COMMENTS: _____

Add/Replaced Gasket: _____ Add/Replaced Bolt: _____ Add/Replaced Lock: _____ Add/Replaced Plug: _____



GETTLER-RYAN INC.

WELL MONITORING/SAMPLING FIELD DATA SHEET

Client/Facility#: Rolls Royce Engine Test
 Site Address: 6701 Old Earhart Road
 City: Oakland, CA

Job Number: 25-948218.1
 Event Date: 3/29/16 (inclusive)
 Sampler: GIM

Well ID: MW-5
 Well Diameter: 3.14 in.
 Total Depth: 9.66 ft.
 Depth to Water: 3.69 ft.
5.97 xVF 0.17 = 1.01

Date Monitored: 3/29/16

Volume Factor (VF)	3/4"= 0.02	1"= 0.04	2"= 0.17	3"= 0.38
	4"= 0.66	5"= 1.02	6"= 1.50	12"= 5.80

Check if water column is less than 0.50 ft.

Depth to Water w/ 80% Recharge [(Height of Water Column x 0.20) + DTW]: 4.88 gal.

Purge Equipment:

Disposable Bailer ✓
 Stainless Steel Bailer _____
 Stack Pump _____
 Peristaltic Pump _____
 QED Bladder Pump _____
 Other: _____

Sampling Equipment:

Disposable Bailer ✓
 Pressure Bailer _____
 Metal Filters _____
 Peristaltic Pump _____
 QED Bladder Pump _____
 Other: _____

Time Started: _____ (2400 hrs)
 Time Completed: _____ (2400 hrs)
 Depth to Product: _____ ft
 Depth to Water: _____ ft
 Hydrocarbon Thickness: 0 ft
 Visual Confirmation/Description: _____
 Skimmer / Absorbant Sock (circle one)
 Amt Removed from Skimmer: _____ ltr
 Amt Removed from Well: _____ ltr
 Water Removed: _____ ltr

Start Time (purge): 1005 Weather Conditions: SUNNY
 Sample Time/Date: 1035 / 3/29/16 Water Color: TAN Odor: Y/N MEDIANATE
 Approx. Flow Rate: _____ gpm. Sediment Description: SILT
 Did well de-water? NO If yes, Time: _____ Volume: _____ gal. DTW @ Sampling: 4.53

Time (2400 hr.)	Volume (gal.)	pH	Conductivity (µS (ms) µmhos/cm)	Temperature (°F)	D.O. (mg/L)	ORP (mV)
<u>1008</u>	<u>1.25</u>	<u>7.08</u>	<u>7.16</u>	<u>19.0</u>		
<u>1011</u>	<u>2.5</u>	<u>7.05</u>	<u>7.15</u>	<u>18.7</u>		
<u>1014</u>	<u>3.5</u>	<u>7.04</u>	<u>7.14</u>	<u>18.8</u>		

LABORATORY INFORMATION

SAMPLE ID	(#) CONTAINER	REFRIG.	PRESERV. TYPE	LABORATORY	ANALYSES
<u>MW-5</u>	<u>7 x voa vial</u>	<u>YES</u>	<u>HCL</u>	<u>KIFF</u>	<u>TPH-JET FUEL/TPH-MO/TPH-DRO w/sgc(8015)/ TPH-GRO/BTEX/MTBE/NAPHTHALENE(8260)</u>

COMMENTS: _____



GETTLER-RYAN INC.

WELL MONITORING/SAMPLING FIELD DATA SHEET

Client/Facility#: Rolls Royce Engine Test
 Site Address: 6701 Old Earhart Road
 City: Oakland, CA

Job Number: 25-948218.1
 Event Date: 3/29/16 (inclusive)
 Sampler: GM

Well ID: MW-6
 Well Diameter: 2.4 in.
 Total Depth: 10.70 ft.
 Depth to Water: 4.75 ft.
5.95 xVF 0.17 = 1.01

Date Monitored: 3/29/16

Volume Factor (VF)	3/4"= 0.02	1"= 0.04	2"= 0.17	3"= 0.38
	4"= 0.66	5"= 1.02	6"= 1.50	12"= 5.80

Check if water column is less than 0.50 ft.

Depth to Water w/ 80% Recharge [(Height of Water Column x 0.20) + DTW]: 5.94 gal.

Purge Equipment:
 Disposable Bailer X
 Stainless Steel Bailer _____
 Stack Pump _____
 Peristaltic Pump _____
 QED Bladder Pump _____
 Other: _____

Sampling Equipment:
 Disposable Bailer _____
 Pressure Bailer X
 Metal Filters _____
 Peristaltic Pump _____
 QED Bladder Pump _____
 Other: _____

Time Started: _____ (2400 hrs)
 Time Completed: _____ (2400 hrs)
 Depth to Product: _____ ft
 Depth to Water: _____ ft
 Hydrocarbon Thickness: 0 ft
 Visual Confirmation/Description: _____
 Skimmer / Absorbant Sock (circle one)
 Amt Removed from Skimmer: _____ ltr
 Amt Removed from Well: _____ ltr
 Water Removed: _____ ltr

Start Time (purge): 0835 Weather Conditions: SUNNY
 Sample Time/Date: 0905 / 3/29/16 Water Color: CLOUDY Odor: (P) N MODERATE
 Approx. Flow Rate: _____ gpm. Sediment Description: SILT
 Did well de-water? NO If yes, Time: _____ Volume: _____ gal. DTW @ Sampling: 4.99

Time (2400 hr.)	Volume (gal.)	pH	Conductivity (µS / ms µmhos/cm)	Temperature (°C / F)	D.O. (mg/L)	ORP (mV)
<u>0838</u>	<u>1.25</u>	<u>7.11</u>	<u>4.34</u>	<u>19.2</u>		
<u>0841</u>	<u>2.5</u>	<u>7.12</u>	<u>4.32</u>	<u>19.1</u>		
<u>0844</u>	<u>3.5</u>	<u>7.10</u>	<u>4.31</u>	<u>19.0</u>		

LABORATORY INFORMATION

SAMPLE ID	(#) CONTAINER	REFRIG.	PRESERV. TYPE	LABORATORY	ANALYSES
<u>MW-6</u>	<u>7 x voa vial</u>	<u>YES</u>	<u>HCL</u>	<u>KIFF</u>	<u>TPH-JET FUEL/TPH-MO/TPH-DRO w/sgc(8015)/TPH-GRO/BTEX/MTBE/NAPHTHALENE(8260)</u>

COMMENTS: _____

Add/Replaced Gasket: _____ Add/Replaced Bolt: _____ Add/Replaced Lock: _____ Add/Replaced Plug: _____



GETTLER-RYAN INC.

WELL MONITORING/SAMPLING FIELD DATA SHEET

Client/Facility#: Rolls Royce Engine Test
 Site Address: 6701 Old Earhart Road
 City: Oakland, CA

Job Number: 25-948218.1
 Event Date: 3/29/16 (inclusive)
 Sampler: GM

Well ID: MW-7
 Well Diameter: 2 1/4 in.
 Total Depth: 10.10 ft.
 Depth to Water: 4.59 ft.
5.51 xVF 0.17 = 0.93

Date Monitored: 3/29/16

Volume	3/4"= 0.02	1"= 0.04	2"= 0.17	3"= 0.38
Factor (VF)	4"= 0.66	5"= 1.02	6"= 1.50	12"= 5.80

Check if water column is less than 0.50 ft.

x3 case volume = Estimated Purge Volume: 3 gal.

Depth to Water w/ 80% Recharge [(Height of Water Column x 0.20) + DTW]: 5.69

Purge Equipment:

Disposable Bailer X
 Stainless Steel Bailer _____
 Stack Pump _____
 Peristaltic Pump _____
 QED Bladder Pump _____
 Other: _____

Sampling Equipment:

Disposable Bailer _____
 Pressure Bailer _____
 Metal Filters _____
 Peristaltic Pump _____
 QED Bladder Pump _____
 Other: _____

Time Started:	_____ (2400 hrs)
Time Completed:	_____ (2400 hrs)
Depth to Product:	_____ ft
Depth to Water:	_____ ft
Hydrocarbon Thickness:	<u>Ø</u> ft
Visual Confirmation/Description:	_____
Skimmer / Absorbant Sock (circle one)	_____
Amt Removed from Skimmer:	_____ ltr
Amt Removed from Well:	_____ ltr
Water Removed:	_____ ltr

Start Time (purge): 0750
 Sample Time/Date: 0820 / 3/29/16
 Approx. Flow Rate: _____ gpm.
 Did well de-water? NO If yes, Time: _____ Volume: _____ gal.

Weather Conditions: SUNNY
 Water Color: BLACK Odor: Ø MODERATE
 Sediment Description: SILT
 DTW @ Sampling: 5.22

Time (2400 hr.)	Volume (gal.)	pH	Conductivity (µS <u>ms</u> / cm)	Temperature (C / F)	D.O. (mg/L)	ORP (mV)
<u>0752</u>	<u>1</u>	<u>7.19</u>	<u>2.48</u>	<u>17.9</u>	_____	_____
<u>0755</u>	<u>2</u>	<u>7.17</u>	<u>2.47</u>	<u>17.9</u>	_____	_____
<u>0800</u>	<u>3</u>	<u>7.15</u>	<u>2.45</u>	<u>17.9</u>	_____	_____

LABORATORY INFORMATION

SAMPLE ID	(#) CONTAINER	REFRIG.	PRESERV. TYPE	LABORATORY	ANALYSES
<u>MW-7</u>	<u>7 x voa vial</u>	<u>YES</u>	<u>HCL</u>	<u>KIFF</u>	<u>TPH-JET FUEL/TPH-MO/TPH-DRO w/sgc(8015)/TPH-GRO/BTEX/MTBE/NAPHTHALENE(8260)</u>

COMMENTS:

Add/Replaced Gasket: _____ Add/Replaced Bolt: _____ Add/Replaced Lock: _____ Add/Replaced Plug: _____



GETTLER-RYAN INC.

WELL MONITORING/SAMPLING FIELD DATA SHEET

Client/Facility#: Rolls Royce Engine Test
 Site Address: 6701 Old Earhart Road
 City: Oakland, CA

Job Number: 25-948218.1
 Event Date: 3/29/16 (inclusive)
 Sampler: GM

Well ID: MW-8
 Well Diameter: 2 1/4 in.
 Total Depth: 9.83 ft.
 Depth to Water: 3.37 ft.

Date Monitored: 3/29/16

Volume	3/4"= 0.02	1"= 0.04	2"= 0.17	3"= 0.38
Factor (VF)	4"= 0.66	5"= 1.02	6"= 1.50	12"= 5.80

Check if water column is less than 0.50 ft.

Depth to Water w/ 80% Recharge [(Height of Water Column x 0.20) + DTW]: 4.66
 $6.46 \times VF \ 0.17 = 1.09$ x3 case volume = Estimated Purge Volume: 3.5 gal.

Purge Equipment:

Disposable Bailer X
 Stainless Steel Bailer _____
 Stack Pump _____
 Peristaltic Pump _____
 QED Bladder Pump _____
 Other: _____

Sampling Equipment:

Disposable Bailer X
 Pressure Bailer _____
 Metal Filters _____
 Peristaltic Pump _____
 QED Bladder Pump _____
 Other: _____

Time Started:	_____ (2400 hrs)
Time Completed:	_____ (2400 hrs)
Depth to Product:	_____ ft
Depth to Water:	_____ ft
Hydrocarbon Thickness:	<u>Ø</u> ft
Visual Confirmation/Description:	_____
Skimmer / Absorbant Sock (circle one)	_____
Amt Removed from Skimmer:	_____ ltr
Amt Removed from Well:	_____ ltr
Water Removed:	_____ ltr

Start Time (purge): 1140
 Sample Time/Date: 1210 13/29/16
 Approx. Flow Rate: — gpm.
 Did well de-water? NO If yes, Time: _____ Volume: _____ gal.

Weather Conditions: SUNNY
 Water Color: CLOUDY Odor: Ø SLIGHT
 Sediment Description: SILT
 Volume: _____ gal. DTW @ Sampling: 4.09

Time (2400 hr.)	Volume (gal.)	pH	Conductivity ($\mu S / mS$ / umhos/cm)	Temperature ($^{\circ}C / ^{\circ}F$)	D.O. (mg/L)	ORP (mV)
<u>1143</u>	<u>1.25</u>	<u>7.51</u>	<u>2.31</u>	<u>19.5</u>	_____	_____
<u>1146</u>	<u>2.5</u>	<u>7.49</u>	<u>2.30</u>	<u>19.6</u>	_____	_____
<u>1149</u>	<u>3.5</u>	<u>7.48</u>	<u>2.28</u>	<u>19.5</u>	_____	_____

LABORATORY INFORMATION

SAMPLE ID	(#) CONTAINER	REFRIG.	PRESERV. TYPE	LABORATORY	ANALYSES
<u>MW-8</u>	<u>7</u> x vva vial	<u>YES</u>	<u>HCL</u>	<u>KIFF</u>	<u>TPH-JET FUEL/TPH-MO/TPH-DRO w/sgc(8015)/TPH-GRO/BTEX/MTBE/NAPHTHALENE(8260)</u>

COMMENTS: _____

Add/Replaced Gasket: _____ Add/Replaced Bolt: _____ Add/Replaced Lock: _____ Add/Replaced Plug: _____



GETTLER-RYAN INC.

WELL MONITORING/SAMPLING FIELD DATA SHEET

Client/Facility#: Rolls Royce Engine Test Job Number: 25-948218.1
 Site Address: 6701 Old Earhart Road Event Date: 3/29/16 (inclusive)
 City: Oakland, CA Sampler: AW

Well ID: MW-9
 Well Diameter: 214 in.
 Total Depth: 9.95 ft.
 Depth to Water: 4.61 ft.
5.34 xVF .17 = 0.90

Date Monitored: 3-29-16

Volume	3/4"= 0.02	1"= 0.04	2"= 0.17	3"= 0.38
Factor (VF)	4"= 0.66	5"= 1.02	6"= 1.50	12"= 5.80

Check if water column is less than 0.50 ft.

Depth to Water w/ 80% Recharge [(Height of Water Column x 0.20) + DTW]: 5.67 x3 case volume = Estimated Purge Volume: 3.0 gal.

Purge Equipment:

Disposable Bailer
 Stainless Steel Bailer _____
 Stack Pump _____
 Peristaltic Pump _____
 QED Bladder Pump _____
 Other: _____

Sampling Equipment:

Disposable Bailer
 Pressure Bailer _____
 Metal Filters _____
 Peristaltic Pump _____
 QED Bladder Pump _____
 Other: _____

Time Started: _____ (2400 hrs)
Time Completed: _____ (2400 hrs)
Depth to Product: _____ ft
Depth to Water: _____ ft
Hydrocarbon Thickness: _____ ft
Visual Confirmation/Description: _____
Skimmer / Absorbant Sock (circle one)
Amt Removed from Skimmer: _____ ltr
Amt Removed from Well: _____ ltr
Water Removed: _____ ltr

Start Time (purge): 0840 Weather Conditions: Sunny
 Sample Time/Date: 0908 / 3-29-16 Water Color: Cloudy Odor: Y / (N)
 Approx. Flow Rate: _____ gpm. Sediment Description: Cloudy
 Did well de-water? If yes, Time: _____ Volume: _____ gal. DTW @ Sampling: 5.55

Time (2400 hr.)	Volume (gal.)	pH	Conductivity (µ / mS µmhos/cm)	Temperature (° / F)	D.O. (mg/L)	ORP (mV)
<u>0843</u>	<u>1.0</u>	<u>7.27</u>	<u>2764</u>	<u>18.1</u>		
<u>0846</u>	<u>2.0</u>	<u>7.30</u>	<u>2790</u>	<u>18.3</u>		
<u>0850</u>	<u>3.0</u>	<u>7.32</u>	<u>2814</u>	<u>18.7</u>		

LABORATORY INFORMATION

SAMPLE ID	(#) CONTAINER	REFRIG.	PRESERV. TYPE	LABORATORY	ANALYSES
<u>MW-9</u>	<u>7</u> x voa vial	<u>YES</u>	<u>HCL</u>	<u>KIFF</u>	<u>TPH-JET FUEL/TPH-MO/TPH-DRO w/sgc(8015)/TPH-GRO/BTEX/MTBE/NAPHTHALENE(8260)</u>

COMMENTS: _____

Add/Replaced Gasket: _____ Add/Replaced Bolt: _____ Add/Replaced Lock: _____ Add/Replaced Plug: _____



GETTLER-RYAN INC.

WELL MONITORING/SAMPLING FIELD DATA SHEET

Client/Facility#: Rolls Royce Engine Test
 Site Address: 6701 Old Earhart Road
 City: Oakland, CA

Job Number: 25-948218.1
 Event Date: 3/29/16 (inclusive)
 Sampler: AW

Well ID: MW-10
 Well Diameter: 214 in.
 Total Depth: 10.05 ft.
 Depth to Water: 2.78 ft.
7.27 xVF = 1.23

Date Monitored: 3/29/16

Volume	3/4"= 0.02	1"= 0.04	2"= 0.17	3"= 0.38
Factor (VF)	4"= 0.66	5"= 1.02	6"= 1.50	12"= 5.80

Check if water column is less than 0.50 ft.

x3 case volume = Estimated Purge Volume: 4.0 gal.

Depth to Water w/ 80% Recharge [(Height of Water Column x 0.20) + DTW]: 4.23

Purge Equipment:

Disposable Bailer
 Stainless Steel Bailer _____
 Stack Pump _____
 Peristaltic Pump _____
 QED Bladder Pump _____
 Other: _____

Sampling Equipment:

Disposable Bailer
 Pressure Bailer _____
 Metal Filters _____
 Peristaltic Pump _____
 QED Bladder Pump _____
 Other: _____

Time Started: _____ (2400 hrs)
 Time Completed: _____ (2400 hrs)
 Depth to Product: _____ ft
 Depth to Water: _____ ft
 Hydrocarbon Thickness: _____ ft
 Visual Confirmation/Description: _____
 Skimmer / Absorbant Sock (circle one)
 Amt Removed from Skimmer: _____ ltr
 Amt Removed from Well: _____ ltr
 Water Removed: _____ ltr

Start Time (purge): 1000
 Sample Time/Date: 1028 13-29-16
 Approx. Flow Rate: _____ gpm.
 Did well de-water? If yes, Time: _____

Weather Conditions: Sunny
 Water Color: Clear Odor: Y / N
 Sediment Description: Clear
 Volume: _____ gal. DTW @ Sampling: 3.77

Time (2400 hr.)	Volume (gal.)	pH	Conductivity (µS / mS µmhos/cm)	Temperature (°F)	D.O. (mg/L)	ORP (mV)
1005	1.5	7.70	3648	17.8		
1010	3.0	7.74	3722	18.1		
1015	4.0	7.77	3750	18.3		

LABORATORY INFORMATION

SAMPLE ID	(#) CONTAINER	REFRIG.	PRESERV. TYPE	LABORATORY	ANALYSES
MW-10	7 x voa vial	YES	HCL	KIFF	TPH-JET FUEL/TPH-MO/TPH-DRO w/sgc(8015)/ TPH-GRO/BTEX/MTBE/NAPHTHALENE(8260)

COMMENTS: _____

Add/Replaced Gasket: _____ Add/Replaced Bolt: _____ Add/Replaced Lock: _____ Add/Replaced Plug: _____



GETTLER-RYAN INC.

WELL MONITORING/SAMPLING FIELD DATA SHEET

Client/Facility#: Rolls Royce Engine Test
 Site Address: 6701 Old Earhart Road
 City: Oakland, CA

Job Number: 25-948218.1
 Event Date: 3/29/16 (inclusive)
 Sampler: AW

Well ID: MW-11
 Well Diameter: (2) 4 in.
 Total Depth: 9.69 ft.
 Depth to Water: 2.90 ft.

Date Monitored: 3-29-16

Volume	3/4"= 0.02	1"= 0.04	2"= 0.17	3"= 0.38
Factor (VF)	4"= 0.66	5"= 1.02	6"= 1.50	12"= 5.80

Check if water column is less than 0.50 ft.

6.79 xVF .17 = 1.15 x3 case volume = Estimated Purge Volume: 3.5 gal.

Depth to Water w/ 80% Recharge [(Height of Water Column x 0.20) + DTW]: 4.25

Purge Equipment:

Disposable Bailer
 Stainless Steel Bailer _____
 Stack Pump _____
 Peristaltic Pump _____
 QED Bladder Pump _____
 Other: _____

Sampling Equipment:

Disposable Bailer
 Pressure Bailer _____
 Metal Filters _____
 Peristaltic Pump _____
 QED Bladder Pump _____
 Other: _____

Time Started:	_____ (2400 hrs)
Time Completed:	_____ (2400 hrs)
Depth to Product:	_____ ft
Depth to Water:	_____ ft
Hydrocarbon Thickness:	_____ ft
Visual Confirmation/Description:	_____
Skimmer / Absorbant Sock (circle one)	_____
Amt Removed from Skimmer:	_____ ltr
Amt Removed from Well:	_____ ltr
Water Removed:	_____ ltr

Start Time (purge): 0920
 Sample Time/Date: 0950 / 3-29-16
 Approx. Flow Rate: - gpm.
 Did well de-water? N If yes, Time: _____ Volume: _____ gal.

Weather Conditions: Sunny
 Water Color: Cloudy Odor: Y / AN
 Sediment Description: Cloudy
 DTW @ Sampling: 3.76

Time (2400 hr.)	Volume (gal.)	pH	Conductivity (µS / mS umhos/cm)	Temperature (C / F)	D.O. (mg/L)	ORP (mV)
<u>0925</u>	<u>1.5</u>	<u>7.19</u>	<u>3640</u>	<u>17.1</u>	_____	_____
<u>0930</u>	<u>2.5</u>	<u>7.23</u>	<u>3749</u>	<u>17.3</u>	_____	_____
<u>0935</u>	<u>3.5</u>	<u>7.26</u>	<u>3806</u>	<u>17.6</u>	_____	_____

LABORATORY INFORMATION

SAMPLE ID	(#) CONTAINER	REFRIG.	PRESERV. TYPE	LABORATORY	ANALYSES
<u>MW-11</u>	<u>7</u> x voa vial	<u>YES</u>	<u>HCL</u>	<u>KIFF</u>	<u>TPH-JET FUEL/TPH-MO/TPH-DRO w/sgc(8015)/TPH-GRO/BTEX/MTBE/NAPHTHALENE(8260)</u>

COMMENTS: _____

Add/Replaced Gasket: _____ Add/Replaced Bolt: _____ Add/Replaced Lock: _____ Add/Replaced Plug: _____



GETTLER-RYAN INC.

WELL MONITORING/SAMPLING FIELD DATA SHEET

Client/Facility#: Rolls Royce Engine Test Job Number: 25-948218.1
 Site Address: 6701 Old Earhart Road Event Date: 3/29/16 (inclusive)
 City: Oakland, CA Sampler: AW

Well ID: MW-12 Date Monitored: 3-29-16
 Well Diameter: 2 1/4 in.
 Total Depth: 9.94 ft.
 Depth to Water: 2.83 ft. Check if water column is less than 0.50 ft.
7.11 xVF .17 = 1.20 x3 case volume = Estimated Purge Volume: 40 gal.
 Depth to Water w/ 80% Recharge ((Height of Water Column x 0.20) + DTW): 4.25

Volume	3/4"= 0.02	1"= 0.04	2"= 0.17	3"= 0.38
Factor (VF)	4"= 0.66	5"= 1.02	6"= 1.50	12"= 5.80

Purge Equipment:
 Disposable Bailer
 Stainless Steel Bailer _____
 Stack Pump _____
 Peristaltic Pump _____
 QED Bladder Pump _____
 Other: _____

Sampling Equipment:
 Disposable Bailer
 Pressure Bailer _____
 Metal Filters _____
 Peristaltic Pump _____
 QED Bladder Pump _____
 Other: _____

Time Started: _____ (2400 hrs)
 Time Completed: _____ (2400 hrs)
 Depth to Product: _____ ft
 Depth to Water: _____ ft
 Hydrocarbon Thickness: _____ ft
 Visual Confirmation/Description: _____
 Skimmer / Absorbant Sock (circle one)
 Amt Removed from Skimmer: _____ ltr
 Amt Removed from Well: _____ ltr
 Water Removed: _____ ltr

Start Time (purge): 1125 Weather Conditions: Sunny
 Sample Time/Date: 1155 / 3-29-16 Water Color: Cloudy Odor: DN Slight
 Approx. Flow Rate: 2 gpm. Sediment Description: Cloudy
 Did well de-water? N If yes, Time: _____ Volume: _____ gal. DTW @ Sampling: 4:06

Time (2400 hr.)	Volume (gal.)	pH	Conductivity (µS / mS / umhos/cm)	Temperature (° / F)	D.O. (mg/L)	ORP (mV)
<u>1130</u>	<u>1.5</u>	<u>8.07</u>	<u>out of range</u>	<u>18.2</u>		
<u>1135</u>	<u>3.0</u>	<u>8.02</u>		<u>18.5</u>		
<u>1140</u>	<u>4.0</u>	<u>7.99</u>	<u>↓</u>	<u>18.7</u>		

LABORATORY INFORMATION

SAMPLE ID	(#) CONTAINER	REFRIG.	PRESERV. TYPE	LABORATORY	ANALYSES
<u>MW-12</u>	<u>7</u> x voa vial	<u>YES</u>	<u>HCL</u>	<u>KIFF</u>	<u>TPH-JET FUEL/TPH-MO/TPH-DRO w/sgc(8015)/TPH-GRO/BTEX/MTBE/NAPHTHALENE(8260)</u>

COMMENTS: _____

Add/Replaced Gasket: _____ Add/Replaced Bolt: _____ Add/Replaced Lock: _____ Add/Replaced Plug: _____



GETTLER-RYAN INC.

WELL MONITORING/SAMPLING FIELD DATA SHEET

Client/Facility#: Rolls Royce Engine Test
 Site Address: 6701 Old Earhart Road
 City: Oakland, CA

Job Number: 25-948218.1
 Event Date: 3.29.12 (inclusive)
 Sampler: FT

Well ID: MW-13
 Well Diameter: 2 1/4 in.
 Total Depth: 9.51 ft.
 Depth to Water: 1.17 ft.
8.34 xVF .66 = 5.50

Date Monitored: 3.29.12

Volume	3/4"= 0.02	1"= 0.04	2"= 0.17	3"= 0.38
Factor (VF)	4"= 0.66	5"= 1.02	6"= 1.50	12"= 5.80

Check if water column is less than 0.50 ft.

x3 case volume = Estimated Purge Volume: 17.0 gal.

Depth to Water w/ 80% Recharge [(Height of Water Column x 0.20) + DTW]: 2.83

Purge Equipment:

Disposable Bailer
 Stainless Steel Bailer
 Stack Pump
 Peristaltic Pump
 QED Bladder Pump
 Other:

Sampling Equipment:

Disposable Bailer
 Pressure Bailer
 Metal Filters
 Peristaltic Pump
 QED Bladder Pump
 Other:

Time Started: _____ (2400 hrs)
 Time Completed: _____ (2400 hrs)
 Depth to Product: _____ ft
 Depth to Water: _____ ft
 Hydrocarbon Thickness: _____ ft
 Visual Confirmation/Description: _____
 Skimmer / Absorbant Sock (circle one)
 Amt Removed from Skimmer: _____ ltr
 Amt Removed from Well: _____ ltr
 Water Removed: _____ ltr

Start Time (purge): 1145
 Sample Time/Date: 1245 / 3.29.12
 Approx. Flow Rate: gpm.
 Did well de-water? yes If yes, Time: 1152

Weather Conditions: SUNNY
 Water Color: CLEAN Odor: Y / 10
 Sediment Description: NONE
 Volume: 6.0 gal. DTW @ Sampling: 2.83

Time (2400 hr.)	Volume (gal.)	pH	Conductivity (µS / mS / µmhos/cm)	Temperature (°C / °F)	D.O. (mg/L)	ORP (mV)
<u>1151</u>	<u>5.5</u>	<u>6.96</u>	<u>OFF-SCALE</u>	<u>17.8</u>	<u> </u>	<u> </u>
<u> </u>	<u> </u>	<u> </u>	<u> </u>	<u> </u>	<u> </u>	<u> </u>
<u> </u>	<u> </u>	<u> </u>	<u> </u>	<u> </u>	<u> </u>	<u> </u>

LABORATORY INFORMATION

SAMPLE ID	(#) CONTAINER	REFRIG.	PRESERV. TYPE	LABORATORY	ANALYSES
<u>MW-13</u>	<u>7</u> x voa vial	<u>YES</u>	<u>HCL</u>	<u>KIFF</u>	<u>TPH-JET FUEL/TPH-MO/TPH-DRO w/sgc(8015)/TPH-GRO/BTEX/MTBE/NAPHTHALENE(8260)</u>

COMMENTS: MONITORED 12" OIL

Add/Replaced Gasket: _____ Add/Replaced Bolt: _____ Add/Replaced Lock: _____ Add/Replaced Plug: _____



GETTLER-RYAN INC.

WELL MONITORING/SAMPLING FIELD DATA SHEET

Client/Facility#: Rolls Royce Engine Test
 Site Address: 6701 Old Earhart Road
 City: Oakland, CA

Job Number: 25-948218.1
 Event Date: 3-29-16 (inclusive)
 Sampler: FT

Well ID: MW-14
 Well Diameter: 2/4 in.
 Total Depth: 10.03 ft.
 Depth to Water: 1.90 ft.
8.13 xVF .57 = 1.38

Date Monitored: 3-29-16

Volume	3/4"= 0.02	1"= 0.04	2"= 0.17	3"= 0.38
Factor (VF)	4"= 0.66	5"= 1.02	6"= 1.50	12"= 5.80

Check if water column is less than 0.50 ft.

x3 case volume = Estimated Purge Volume: 4.0 gal.

Depth to Water w/ 80% Recharge [(Height of Water Column x 0.20) + DTW]: 3.52

Purge Equipment:

Disposable Bailer
 Stainless Steel Bailer _____
 Stack Pump _____
 Peristaltic Pump _____
 QED Bladder Pump _____
 Other: _____

Sampling Equipment:

Disposable Bailer
 Pressure Bailer _____
 Metal Filters _____
 Peristaltic Pump _____
 QED Bladder Pump _____
 Other: _____

Time Started:	_____ (2400 hrs)
Time Completed:	_____ (2400 hrs)
Depth to Product:	_____ ft
Depth to Water:	_____ ft
Hydrocarbon Thickness:	_____ ft
Visual Confirmation/Description:	_____
Skimmer / Absorbant Sock (circle one)	<input checked="" type="checkbox"/> <input type="checkbox"/>
Amt Removed from Skimmer:	_____ ltr
Amt Removed from Well:	_____ ltr
Water Removed:	_____ ltr

Start Time (purge): 1040
 Sample Time/Date: 1055 / 3-29-16
 Approx. Flow Rate: / gpm.
 Did well de-water? NO If yes, Time: _____ Volume: _____ gal.

Weather Conditions: SUNNY
 Water Color: CLEAN Odor: Ø / N MODERATE
 Sediment Description: NONE
 DTW @ Sampling: 1.90

Time (2400 hr.)	Volume (gal.)	pH	Conductivity (µS/mS µmhos/cm)	Temperature (°F)	D.O. (mg/L)	ORP (mV)
<u>1043</u>	<u>1.5</u>	<u>7.72</u>	<u>OFF SCALE</u>	<u>17.4</u>	/	/
<u>1046</u>	<u>3.0</u>	<u>7.76</u>	↓	<u>17.2</u>	/	/
<u>1049</u>	<u>4.0</u>	<u>7.81</u>		<u>17.0</u>	/	/

LABORATORY INFORMATION

SAMPLE ID	(#) CONTAINER	REFRIG.	PRESERV. TYPE	LABORATORY	ANALYSES
<u>MW-14</u>	<u>7</u> x voa vial	<u>YES</u>	<u>HCL</u>	<u>KIFF</u>	<u>TPH-JET FUEL/TPH-MO/TPH-DRO w/sgc(8015)/ TPH-GRO/BTEX/MTBE/NAPHTHALENE(8260)</u>

COMMENTS: Monitor 8" (25F)



GETTLER-RYAN Inc.

WELL MONITORING/SAMPLING FIELD DATA SHEET

Client/Facility#: Rolls Royce Engine Test Job Number: 25-948218.1
 Site Address: 6701 Old Earhart Road Event Date: 3-29-16 (inclusive)
 City: Oakland, CA Sampler: FR

Well ID: MW-15 Date Monitored: 3-29-16
 Well Diameter: 2 1/4 in.
 Total Depth: 10.00 ft.
 Depth to Water: 3.84 ft. Check if water column is less than 0.50 ft.
6.16 xVF .17 = 1.04 x3 case volume = Estimated Purge Volume: 3.0 gal.
 Depth to Water w/ 80% Recharge [(Height of Water Column x 0.20) + DTW]: 5.07

Volume	3/4"= 0.02	1"= 0.04	2"= 0.17	3"= 0.38
Factor (VF)	4"= 0.66	5"= 1.02	6"= 1.50	12"= 5.80

Purge Equipment:
 Disposable Bailer
 Stainless Steel Bailer _____
 Stack Pump _____
 Peristaltic Pump _____
 QED Bladder Pump _____
 Other: _____

Sampling Equipment:
 Disposable Bailer
 Pressure Bailer _____
 Metal Filters _____
 Peristaltic Pump _____
 QED Bladder Pump _____
 Other: _____

Time Started: _____ (2400 hrs)
 Time Completed: _____ (2400 hrs)
 Depth to Product: _____ ft
 Depth to Water: _____ ft
 Hydrocarbon Thickness: _____ ft
 Visual Confirmation/Description: _____
 Skimmer / Absorbant Sock (circle one)
 Amt Removed from Skimmer: _____ ltr
 Amt Removed from Well: _____ ltr
 Water Removed: _____ ltr

Start Time (purge): 1010 Weather Conditions: SUNNY
 Sample Time/Date: 1030 / 3-29-16 Water Color: CLEAN Odor: Y / (N)
 Approx. Flow Rate: / gpm. Sediment Description: NONE
 Did well de-water? No If yes, Time: _____ Volume: _____ gal. DTW @ Sampling: 4.08

Time (2400 hr.)	Volume (gal.)	pH	Conductivity (µS / mS µmhos/cm)	Temperature (° / F)	D.O. (mg/L)	ORP (mV)
<u>1013</u>	<u>1.0</u>	<u>7.49</u>	<u>OFF-SCALE</u>	<u>17.4</u>	/	/
<u>1016</u>	<u>2.0</u>	<u>7.41</u>	↓	<u>17.5</u>	/	/
<u>1019</u>	<u>3.0</u>	<u>7.33</u>	↓	<u>17.7</u>	/	/

LABORATORY INFORMATION

SAMPLE ID	(#) CONTAINER	REFRIG.	PRESERV. TYPE	LABORATORY	ANALYSES
<u>MW-15</u>	<u>7</u> x voa vial	<u>YES</u>	<u>HCL</u>	<u>KIFF</u>	<u>TPH-JET FUEL/TPH-MO/TPH-DRO w/sgc(8015)/ TPH-GRO/BTEX/MTBE/NAPHTHALENE(8260)</u>

COMMENTS: NOVEMBER 8th 06

Add/Replaced Gasket: _____ Add/Replaced Bolt: _____ Add/Replaced Lock: _____ Add/Replaced Plug: _____



GETTLER-RYAN Inc.

WELL MONITORING/SAMPLING FIELD DATA SHEET

Client/Facility#: Rolls Royce Engine Test Job Number: 25-948218.1
 Site Address: 6701 Old Earhart Road Event Date: 3.29.16 (inclusive)
 City: Oakland, CA Sampler: FT

Well ID: MW-17
 Well Diameter: 2 1/4 in.
 Total Depth: 9.81 ft.
 Depth to Water: 2.15 ft.

Date Monitored: 3.29.16

Volume Factor (VF)	3/4" = 0.02	1" = 0.04	2" = 0.17	3" = 0.38
	4" = 0.66	5" = 1.02	6" = 1.50	12" = 5.80

Check if water column is less than 0.50 ft.

Depth to Water w/ 80% Recharge [(Height of Water Column x 0.20) + DTW]: 3.68
 xVF .17 = 1.30 x3 case volume = Estimated Purge Volume: 4.0 gal.

Purge Equipment:

Disposable Bailer
 Stainless Steel Bailer _____
 Stack Pump _____
 Peristaltic Pump _____
 QED Bladder Pump _____
 Other: _____

Sampling Equipment:

Disposable Bailer
 Pressure Bailer _____
 Metal Filters _____
 Peristaltic Pump _____
 QED Bladder Pump _____
 Other: _____

Time Started:	_____ (2400 hrs)
Time Completed:	_____ (2400 hrs)
Depth to Product:	_____ ft
Depth to Water:	_____ ft
Hydrocarbon Thickness:	_____ ft
Visual Confirmation/Description:	_____
Skimmer / Absorbent Sock (circle one)	_____
Amt Removed from Skimmer:	_____ ltr
Amt Removed from Well:	_____ ltr
Water Removed:	_____ ltr

Start Time (purge): 0930 Weather Conditions: Sunny
 Sample Time/Date: 0950 / 3.29.16 Water Color: CLEAR Odor: Y / N
 Approx. Flow Rate: / gpm. Sediment Description: NONE
 Did well de-water? NO If yes, Time: _____ Volume: _____ gal. DTW @ Sampling: 3.56

Time (2400 hr.)	Volume (gal.)	pH	Conductivity (µS/mS / µmhos/cm)	Temperature (°C / °F)	D.O. (mg/L)	ORP (mV)
<u>0933</u>	<u>1.5</u>	<u>6.93</u>	<u>OFF-SCALE</u>	<u>14.9</u>	/	/
<u>0936</u>	<u>3.0</u>	<u>6.96</u>		<u>15.3</u>	/	/
<u>0939</u>	<u>4.0</u>	<u>7.03</u>		<u>15.9</u>	/	/

LABORATORY INFORMATION

SAMPLE ID	(#) CONTAINER	REFRIG.	PRESERV. TYPE	LABORATORY	ANALYSES
<u>MW-17</u>	<u>7</u> x voa vial	<u>YES</u>	<u>HCL</u>	<u>KIFF</u>	<u>TPH-JET FUEL/TPH-MO/TPH-DRO w/sgc(8015)/TPH-GRO/BTEX/MTBE/NAPHTHALENE(8260)</u>

COMMENTS: Mobilized 8" (IBF, ISF)

Add/Replaced Gasket: _____ Add/Replaced Bolt: _____ Add/Replaced Lock: _____ Add/Replaced Plug: _____



GETTLER - RYAN INC.

WELL MONITORING/SAMPLING FIELD DATA SHEET

Client/Facility#: Rolls Royce Engine Test
 Site Address: 6701 Old Earhart Road
 City: Oakland, CA

Job Number: 25-948218.1
 Event Date: 3.29.16 (inclusive)
 Sampler: PT

Well ID: MW-18
 Well Diameter: 2 1/4 in.
 Total Depth: 9.94 ft.
 Depth to Water: 2.36 ft.
7.58 xVF = _____ x3 case volume = Estimated Purge Volume: _____ gal.

Date Monitored: 3.29.16

Volume Factor (VF)	3/4" = 0.02	1" = 0.04	2" = 0.17	3" = 0.38
	4" = 0.66	5" = 1.02	6" = 1.50	12" = 5.80

Check if water column is less than 0.50 ft.

Depth to Water w/ 80% Recharge [(Height of Water Column x 0.20) + DTW]: _____

Purge Equipment:

Disposable Bailer _____
 Stainless Steel Bailer _____
 Stack Pump _____
 Peristaltic Pump _____
 QED Bladder Pump _____
 Other: _____

Sampling Equipment:

Disposable Bailer _____
 Pressure Bailer _____
 Metal Filters _____
 Peristaltic Pump _____
 QED Bladder Pump _____
 Other: _____

Time Started: _____ (2400 hrs)
 Time Completed: _____ (2400 hrs)
 Depth to Product: 2.32 ft
 Depth to Water: 2.36 ft
 Hydrocarbon Thickness: .04 ft
 Visual Confirmation/Description:
Blk Thick Oil
 Skimmer / Absorbent Sock (circle one)
 Amt Removed from Skimmer: _____ ltr
 Amt Removed from Well: _____ ltr
 Water Removed: _____ ltr

Start Time (purge): _____ Weather Conditions: _____
 Sample Time/Date: _____ / _____ Water Color: _____ Odor: Y / N
 Approx. Flow Rate: _____ gpm. Sediment Description: _____
 Did well de-water? _____ If yes, Time: _____ Volume: _____ gal. DTW @ Sampling: _____

Time (2400 hr.)	Volume (gal.)	pH	Conductivity (µS / cm)	Temperature (C / F)	D.O. (mg/L)	ORP (mV)

LABORATORY INFORMATION

SAMPLE ID	(#) CONTAINER	REFRIG.	PRESERV. TYPE	LABORATORY	ANALYSES
	x vov vial	YES	HCL	KIFF	TPH-JET FUEL/TPH-MO/TPH-DRO w/sgc(8015)/TPH-GRO/BTEX/MTBE/NAPHTHALENE(8260)

COMMENTS: SPH PRESENT IN H2O
MONITOR 8" (2 BF)

Add/Replaced Gasket: _____ Add/Replaced Bolt: _____ Add/Replaced Lock: _____ Add/Replaced Plug: _____



GETTLER-RYAN INC.

WELL MONITORING/SAMPLING FIELD DATA SHEET

Client/Facility#: Rolls Royce Engine Test Job Number: 25-948218.1
 Site Address: 6701 Old Earhart Road Event Date: 3/29/16 (inclusive)
 City: Oakland, CA Sampler: GM

Well ID: NPOED MW-3
 Well Diameter: 10.14 in.
 Total Depth: 16.49 ft.
 Depth to Water: 3.86 ft.

Date Monitored: 3/29/16

Volume Factor (VF)	3/4" = 0.02	1" = 0.04	2" = 0.17	3" = 0.38
	4" = 0.66	5" = 1.02	6" = 1.50	12" = 5.80

Check if water column is less than 0.50 ft.

12.63 xVF 0.106 = 8.33 x3 case volume = Estimated Purge Volume: 26 gal.

Depth to Water w/ 80% Recharge [(Height of Water Column x 0.20) + DTW]: 6.38

Purge Equipment:

Disposable Bailer
 Stainless Steel Bailer
 Stack Pump X
 Peristaltic Pump
 QED Bladder Pump
 Other:

Sampling Equipment:

Disposable Bailer X
 Pressure Bailer
 Metal Filters
 Peristaltic Pump
 QED Bladder Pump
 Other:

Time Started:	_____ (2400 hrs)
Time Completed:	_____ (2400 hrs)
Depth to Product:	_____ ft
Depth to Water:	_____ ft
Hydrocarbon Thickness:	<u> </u> ft
Visual Confirmation/Description:	<u> </u>
Skimmer / Absorbent Sock (circle one)	
Amt Removed from Skimmer:	_____ ltr
Amt Removed from Well:	_____ ltr
Water Removed:	_____ ltr

Start Time (purge): 1230 Weather Conditions: SUNNY
 Sample Time/Date: 1310 / 3/29/16 Water Color: CLEAR Odor: VIN SLIGHT
 Approx. Flow Rate: 2 gpm. Sediment Description: NONE
 Did well de-water? NO If yes, Time: _____ Volume: _____ gal. DTW @ Sampling: 6.19

Time (2400 hr.)	Volume (gal.)	pH	Conductivity (µS/mS / µmhos/cm)	Temperature (°C / °F)	D.O. (mg/L)	ORP (mV)
1234	8	7.35	OUT OF RANGE	19.9		
1239	18	7.34		19.7		
1244	26	7.32		19.7		

LABORATORY INFORMATION

SAMPLE ID	(#) CONTAINER	REFRIG.	PRESERV. TYPE	LABORATORY	ANALYSES
<u>NPOED MW-3</u>	<u>2x voa vial</u>	<u>YES</u>	<u>HCL</u>	<u>KIFF</u>	<u>TPH-JET FUEL/TPH-MO/TPH-DRO w/sgc(8015)/TPH-GRO/BTEX/MTBE/NAPHTHALENE(8260)</u>

COMMENTS: _____

Add/Replaced Gasket: _____ Add/Replaced Bolt: _____ Add/Replaced Lock: _____ Add/Replaced Plug: _____



GETTLER-RYAN INC.

WELL MONITORING/SAMPLING FIELD DATA SHEET

Client/Facility#: Rolls Royce Engine Test
 Site Address: 6701 Old Earhart Road
 City: Oakland, CA

Job Number: 25-948218.1
 Event Date: 3/29/14 (inclusive)
 Sampler: GM

Well ID: NRORDMW-4
 Well Diameter: 2.4 in.
 Total Depth: 11.47 ft.
 Depth to Water: 5.37 ft.

Date Monitored: 3/29/14

Volume	3/4"= 0.02	1"= 0.04	2"= 0.17	3"= 0.38
Factor (VF)	4"= 0.66	5"= 1.02	6"= 1.50	12"= 5.80

Check if water column is less than 0.50 ft.

6.010 xVF 0.17 = 1.03 x3 case volume = Estimated Purge Volume: 3.5 gal.

Depth to Water w/ 80% Recharge [(Height of Water Column x 0.20) + DTW]: 10.59

Purge Equipment:

Disposable Bailer X
 Stainless Steel Bailer _____
 Stack Pump _____
 Peristaltic Pump _____
 QED Bladder Pump _____
 Other: _____

Sampling Equipment:

Disposable Bailer X
 Pressure Bailer _____
 Metal Filters _____
 Peristaltic Pump _____
 QED Bladder Pump _____
 Other: _____

Time Started: _____ (2400 hrs)
 Time Completed: _____ (2400 hrs)
 Depth to Product: _____ ft
 Depth to Water: _____ ft
 Hydrocarbon Thickness: 0 ft
 Visual Confirmation/Description: _____
 Skimmer / Absorbant Sock (circle one)
 Amt Removed from Skimmer: _____ ltr
 Amt Removed from Well: _____ ltr
 Water Removed: _____ ltr

Start Time (purge): 1055
 Sample Time/Date: 1125 / 3/29/14
 Approx. Flow Rate: _____ gpm.
 Did well de-water? NO If yes, Time: _____ Volume: _____ gal.

Weather Conditions: Sunny
 Water Color: Cloudy Odor: YN Slight
 Sediment Description: Silt
 DTW @ Sampling: 6.09

Time (2400 hr.)	Volume (gal.)	pH	Conductivity (µS/cm)	Temperature (C/F)	D.O. (mg/L)	ORP (mV)
<u>1057</u>	<u>1.25</u>	<u>7.36</u>	<u>11.63</u>	<u>18.9</u>		
<u>1100</u>	<u>2.5</u>	<u>7.34</u>	<u>11.62</u>	<u>19.1</u>		
<u>1103</u>	<u>3.5</u>	<u>7.31</u>	<u>11.60</u>	<u>19.0</u>		

LABORATORY INFORMATION

SAMPLE ID	(#) CONTAINER	REFRIG.	PRESERV. TYPE	LABORATORY	ANALYSES
<u>NRORDMW-4</u>	<u>7x vovial</u>	<u>YES</u>	<u>HCL</u>	<u>KIFF</u>	<u>TPH-JET FUEL/TPH-MO/TPH-DRO w/sgc(8015)/TPH-GRO/BTEX/MTBE/NAPHTHALENE(8260)</u>

COMMENTS: TUBE IN WELL

Add/Replaced Gasket: _____ Add/Replaced Bolt: _____ Add/Replaced Lock: _____ Add/Replaced Plug: _____

2015

80 TONS



PES Environmental, Inc.
Engineering & Environmental Services

SEPARATE-PHASE HYDROCARBON REMOVAL LOG

LOCATION: <i>BBES0 TEST CELL</i>							
PROJECT:							
JOB NO.:							
Date	Time	Well ID	Depth to Product (feet BTOC)	Depth to Water (feet BTOC)	Product Thickness (feet)	Amount of Product Removed	Notes
9/28	5:30	MW18				30	
10/5	5:00	MW18				20	
10/12	5:00	MW18				10	
10/19	5:00	MW18				10	
10/26	5:00	MW18				40	
11/2	5:00	MW18				20	
11/9	5:00	MW18				40	
11/16	5:00	MW18				20	
11/30	5:00	MW18				220	
12/7	5:00	MW18				10	
12/14	5:00	MW18				110	
12/21	5:00	MW18				410	



PES Environmental, Inc.
Engineering & Environmental Services

LOCATION: *BB650 TEST CELL*

PROJECT:

JOB NO.:

SEPARATE-PHASE HYDROCARBON REMOVAL LOG

Date	Time	Well ID	Depth to Product (feet BTOC)	Depth to Water (feet BTOC)	Product Thickness (feet)	Amount of Product Removed	Notes
<i>12/28/15</i>	<i>05:00</i>	<i>MW18</i>				<i>250</i>	
<i>1/7/16</i>	<i>05:00</i>	<i>MW18</i>				<i>320</i>	
<i>1/11/16</i>	<i>05:00</i>	<i>MW18</i>				<i>410</i>	
<i>1/19/16</i>	<i>05:30</i>	<i>MW18</i>				<i>110</i>	
<i>1/25/16</i>	<i>05:00</i>	<i>MW18</i>				<i>20</i>	
<i>2/1/16</i>	<i>05:00</i>	<i>MW18</i>				<i>350</i>	
<i>2/8/16</i>	<i>05:00</i>	<i>MW18</i>				<i>320</i>	
<i>2/15/16</i>	<i>05:00</i>	<i>MW18</i>				<i>320</i>	
<i>2/22/16</i>	<i>05:00</i>	<i>MW18</i>				<i>360</i>	
<i>2/29/16</i>	<i>05:00</i>	<i>MW18</i>				<i>400</i>	
<i>3/7/16</i>	<i>05:00</i>	<i>MW18</i>				<i>410</i>	
<i>3/14/16</i>	<i>05:00</i>	<i>MW18</i>				<i>410</i>	



Pace Analytical Services, Inc.
2795 Second Street - Suite 300
Davis, CA 95618
(530) 297-4800

April 08, 2016

Deanna L. Harding
Gettler-Ryan Inc.
6805 Sierra Court
Suite G
Dublin, CA 94568

RE: Project: Rolls-Royce Engine Test Facili
Pace Project No.: 1263303

Dear Deanna L. Harding:

Enclosed are the analytical results for sample(s) received by the laboratory on March 30, 2016. The results relate only to the samples included in this report. Results reported herein conform to the most current TNI standards and the laboratory's Quality Assurance Manual, where applicable, unless otherwise noted in the body of the report.

Some analyses have been subcontracted outside of the Pace Network. The subcontracted laboratory report has been attached.

If you have any questions concerning this report, please feel free to contact me.

Sincerely,

Scott M Forbes
scott.forbes@pacelabs.com
Project Manager

Enclosures



REPORT OF LABORATORY ANALYSIS

This report shall not be reproduced, except in full,
without the written consent of Pace Analytical Services, Inc.



Pace Analytical Services, Inc.
2795 Second Street - Suite 300
Davis, CA 95618
(530) 297-4800

CERTIFICATIONS

Project: Rolls-Royce Engine Test Facili

Pace Project No.: 1263303

Davis Certification IDs

2795 Second Street Suite 300 Davis, CA 95618

North Dakota Certification #: R-214

Oregon Certification #: CA300002

Washington Certification #: C926-15a

California Certification #: 08263CA

REPORT OF LABORATORY ANALYSIS

This report shall not be reproduced, except in full,
without the written consent of Pace Analytical Services, Inc..

SAMPLE SUMMARY

Project: Rolls-Royce Engine Test Facili
Pace Project No.: 1263303

Lab ID	Sample ID	Matrix	Date Collected	Date Received
1263303001	QA	Water	03/29/16 00:00	03/30/16 15:22
1263303002	MW-1	Water	03/29/16 08:27	03/30/16 15:22
1263303003	MW-2	Water	03/29/16 11:12	03/30/16 15:22
1263303004	MW-3	Water	03/29/16 11:30	03/30/16 15:22
1263303005	MW-4	Water	03/29/16 09:50	03/30/16 15:22
1263303006	MW-5	Water	03/29/16 10:35	03/30/16 15:22
1263303007	MW-6	Water	03/29/16 09:05	03/30/16 15:22
1263303008	MW-7	Water	03/29/16 08:20	03/30/16 15:22
1263303009	MW-8	Water	03/29/16 12:10	03/30/16 15:22
1263303010	MW-9	Water	03/29/16 09:08	03/30/16 15:22
1263303011	MW-10	Water	03/29/16 10:28	03/30/16 15:22
1263303012	MW-11	Water	03/29/16 09:50	03/30/16 15:22
1263303013	MW-12	Water	03/29/16 11:55	03/30/16 15:22
1263303014	MW-13	Water	03/29/16 12:45	03/30/16 15:22
1263303015	MW-14	Water	03/29/16 10:55	03/30/16 15:22
1263303016	MW-15	Water	03/29/16 10:30	03/30/16 15:22
1263303017	MW-17	Water	03/29/16 09:50	03/30/16 15:22
1263303018	NPORD MW-3	Water	03/29/16 13:10	03/30/16 15:22
1263303019	NPORD MW-4	Water	03/29/16 11:25	03/30/16 15:22

REPORT OF LABORATORY ANALYSIS

This report shall not be reproduced, except in full,
without the written consent of Pace Analytical Services, Inc..

SAMPLE ANALYTE COUNT

Project: Rolls-Royce Engine Test Facili
Pace Project No.: 1263303

Lab ID	Sample ID	Method	Analysts	Analytes Reported	Laboratory
1263303001	QA	EPA 8260B	JCP	10	PASI-DAV
1263303002	MW-1	EPA 8015B	DRM	2	PASI-DAV
		EPA 8015B	DRM	2	PASI-DAV
		EPA 8260B	JCP	10	PASI-DAV
1263303003	MW-2	EPA 8015B	DRM	2	PASI-DAV
		EPA 8015B	DRM	2	PASI-DAV
		EPA 8260B	JCP	10	PASI-DAV
1263303004	MW-3	EPA 8015B	DRM	2	PASI-DAV
		EPA 8015B	DRM	2	PASI-DAV
		EPA 8260B	JCP	10	PASI-DAV
1263303005	MW-4	EPA 8015B	DRM	2	PASI-DAV
		EPA 8015B	DRM	2	PASI-DAV
		EPA 8260B	JCP	10	PASI-DAV
1263303006	MW-5	EPA 8015B	DRM	2	PASI-DAV
		EPA 8015B	DRM	2	PASI-DAV
		EPA 8260B	JCP	10	PASI-DAV
1263303007	MW-6	EPA 8015B	DRM	2	PASI-DAV
		EPA 8015B	DRM	2	PASI-DAV
		EPA 8260B	JCP	10	PASI-DAV
1263303008	MW-7	EPA 8015B	DRM	2	PASI-DAV
		EPA 8015B	DRM	2	PASI-DAV
		EPA 8260B	JCP	10	PASI-DAV
1263303009	MW-8	EPA 8015B	DRM	2	PASI-DAV
		EPA 8015B	DRM	2	PASI-DAV
		EPA 8260B	JCP	10	PASI-DAV
1263303010	MW-9	EPA 8015B	DRM	2	PASI-DAV
		EPA 8015B	DRM	2	PASI-DAV
		EPA 8260B	JCP	10	PASI-DAV
1263303011	MW-10	EPA 8015B	DRM	2	PASI-DAV
		EPA 8015B	DRM	2	PASI-DAV
		EPA 8260B	JCP	10	PASI-DAV
1263303012	MW-11	EPA 8015B	DRM	2	PASI-DAV
		EPA 8015B	DRM	2	PASI-DAV
		EPA 8260B	JCP	10	PASI-DAV
1263303013	MW-12	EPA 8015B	DRM	2	PASI-DAV
		EPA 8015B	DRM	2	PASI-DAV
		EPA 8260B	JCP	10	PASI-DAV

REPORT OF LABORATORY ANALYSIS

This report shall not be reproduced, except in full,
without the written consent of Pace Analytical Services, Inc..



SAMPLE ANALYTE COUNT

Project: Rolls-Royce Engine Test Facili
 Pace Project No.: 1263303

Lab ID	Sample ID	Method	Analysts	Analytes Reported	Laboratory
1263303014	MW-13	EPA 8015B	DRM	2	PASI-DAV
		EPA 8015B	DRM	2	PASI-DAV
		EPA 8260B	JCP	10	PASI-DAV
1263303015	MW-14	EPA 8015B	DRM	2	PASI-DAV
		EPA 8015B	DRM	2	PASI-DAV
		EPA 8260B	JCP	10	PASI-DAV
1263303016	MW-15	EPA 8015B	DRM	2	PASI-DAV
		EPA 8015B	DRM	2	PASI-DAV
		EPA 8260B	JCP	10	PASI-DAV
1263303017	MW-17	EPA 8015B	DRM	2	PASI-DAV
		EPA 8015B	DRM	2	PASI-DAV
		EPA 8260B	JCP	10	PASI-DAV
1263303018	NPORD MW-3	EPA 8015B	DRM	2	PASI-DAV
		EPA 8015B	DRM	2	PASI-DAV
		EPA 8260B	JCP	10	PASI-DAV
1263303019	NPORD MW-4	EPA 8015B	DRM	2	PASI-DAV
		EPA 8015B	DRM	2	PASI-DAV
		EPA 8260B	JCP	10	PASI-DAV

REPORT OF LABORATORY ANALYSIS

This report shall not be reproduced, except in full,
 without the written consent of Pace Analytical Services, Inc.

ANALYTICAL RESULTS

Project: Rolls-Royce Engine Test Facili
Pace Project No.: 1263303

Sample: QA		Lab ID: 1263303001	Collected: 03/29/16 00:00	Received: 03/30/16 15:22	Matrix: Water			
Parameters	Results	Units	Report Limit	DF	Prepared	Analyzed	CAS No.	Qual
8260 MSV UST Water		Analytical Method: EPA 8260B						
Benzene	ND	ug/L	0.50	1		03/31/16 13:26	71-43-2	
Ethylbenzene	ND	ug/L	0.50	1		03/31/16 13:26	100-41-4	
Gasoline Range Organics	ND	ug/L	50.0	1		03/31/16 13:26		
Methyl-tert-butyl ether	ND	ug/L	0.50	1		03/31/16 13:26	1634-04-4	
Naphthalene	ND	ug/L	0.50	1		03/31/16 13:26	91-20-3	
Toluene	ND	ug/L	0.50	1		03/31/16 13:26	108-88-3	
Xylene (Total)	ND	ug/L	1.0	1		03/31/16 13:26	1330-20-7	
Surrogates								
1,2-Dichloroethane-d4 (S)	100	%	70-130	1		03/31/16 13:26	17060-07-0	
Toluene-d8 (S)	101	%	70-130	1		03/31/16 13:26	2037-26-5	
4-Bromofluorobenzene (S)	99	%	70-130	1		03/31/16 13:26	460-00-4	

Sample: MW-1		Lab ID: 1263303002	Collected: 03/29/16 08:27	Received: 03/30/16 15:22	Matrix: Water			
Parameters	Results	Units	Report Limit	DF	Prepared	Analyzed	CAS No.	Qual
8015 GCS Water		Analytical Method: EPA 8015B Preparation Method: EPA 3511						
TPH - Motor Oil	ND	mg/L	0.094	1	04/01/16 14:00	04/05/16 18:07	64742-65-0	
Surrogates								
n-Octacosane (S)	104	%	75-150	1	04/01/16 14:00	04/05/16 18:07	630-02-4	
8015 GCS Water, Silica Gel		Analytical Method: EPA 8015B Preparation Method: EPA 3511						
TPH-DRO (C10-C28)	ND	mg/L	0.047	1	04/01/16 14:00	04/04/16 11:12		
Surrogates								
n-Octacosane (S)	103	%	75-139	1	04/01/16 14:00	04/04/16 11:12	630-02-4	
8260 MSV UST Water		Analytical Method: EPA 8260B						
Benzene	ND	ug/L	0.50	1		03/31/16 13:45	71-43-2	
Ethylbenzene	ND	ug/L	0.50	1		03/31/16 13:45	100-41-4	
Gasoline Range Organics	ND	ug/L	50.0	1		03/31/16 13:45		
Methyl-tert-butyl ether	ND	ug/L	0.50	1		03/31/16 13:45	1634-04-4	
Naphthalene	ND	ug/L	0.50	1		03/31/16 13:45	91-20-3	
Toluene	ND	ug/L	0.50	1		03/31/16 13:45	108-88-3	
Xylene (Total)	ND	ug/L	1.0	1		03/31/16 13:45	1330-20-7	
Surrogates								
1,2-Dichloroethane-d4 (S)	100	%	70-130	1		03/31/16 13:45	17060-07-0	
Toluene-d8 (S)	101	%	70-130	1		03/31/16 13:45	2037-26-5	
4-Bromofluorobenzene (S)	98	%	70-130	1		03/31/16 13:45	460-00-4	

Sample: MW-2		Lab ID: 1263303003	Collected: 03/29/16 11:12	Received: 03/30/16 15:22	Matrix: Water			
Parameters	Results	Units	Report Limit	DF	Prepared	Analyzed	CAS No.	Qual
8015 GCS Water		Analytical Method: EPA 8015B Preparation Method: EPA 3511						
TPH - Motor Oil	0.40	mg/L	0.094	1	04/01/16 14:00	04/05/16 09:59	64742-65-0	

REPORT OF LABORATORY ANALYSIS

This report shall not be reproduced, except in full,
without the written consent of Pace Analytical Services, Inc..

ANALYTICAL RESULTS

Project: Rolls-Royce Engine Test Facili
Pace Project No.: 1263303

Sample: MW-2		Lab ID: 1263303003	Collected: 03/29/16 11:12	Received: 03/30/16 15:22	Matrix: Water			
Parameters	Results	Units	Report Limit	DF	Prepared	Analyzed	CAS No.	Qual
8015 GCS Water		Analytical Method: EPA 8015B Preparation Method: EPA 3511						
Surrogates								
n-Octacosane (S)	120	%.	75-150	1	04/01/16 14:00	04/05/16 09:59	630-02-4	
8015 GCS Water, Silica Gel		Analytical Method: EPA 8015B Preparation Method: EPA 3511						
TPH-DRO (C10-C28)	0.12	mg/L	0.047	1	04/01/16 14:00	04/01/16 17:50		DM
Surrogates								
n-Octacosane (S)	111	%.	75-139	1	04/01/16 14:00	04/01/16 17:50	630-02-4	
8260 MSV UST Water		Analytical Method: EPA 8260B						
Benzene	ND	ug/L	0.50	1		03/31/16 11:51	71-43-2	
Ethylbenzene	ND	ug/L	0.50	1		03/31/16 11:51	100-41-4	
Gasoline Range Organics	ND	ug/L	50.0	1		03/31/16 11:51		
Methyl-tert-butyl ether	ND	ug/L	0.50	1		03/31/16 11:51	1634-04-4	
Naphthalene	ND	ug/L	0.50	1		03/31/16 11:51	91-20-3	
Toluene	ND	ug/L	0.50	1		03/31/16 11:51	108-88-3	
Xylene (Total)	ND	ug/L	1.0	1		03/31/16 11:51	1330-20-7	
Surrogates								
1,2-Dichloroethane-d4 (S)	102	%.	70-130	1		03/31/16 11:51	17060-07-0	
Toluene-d8 (S)	101	%.	70-130	1		03/31/16 11:51	2037-26-5	
4-Bromofluorobenzene (S)	98	%.	70-130	1		03/31/16 11:51	460-00-4	

Sample: MW-3		Lab ID: 1263303004	Collected: 03/29/16 11:30	Received: 03/30/16 15:22	Matrix: Water			
Parameters	Results	Units	Report Limit	DF	Prepared	Analyzed	CAS No.	Qual
8015 GCS Water		Analytical Method: EPA 8015B Preparation Method: EPA 3511						
TPH - Motor Oil	0.53	mg/L	0.095	1	04/01/16 14:00	04/05/16 10:34	64742-65-0	
Surrogates								
n-Octacosane (S)	111	%.	75-150	1	04/01/16 14:00	04/05/16 10:34	630-02-4	
8015 GCS Water, Silica Gel		Analytical Method: EPA 8015B Preparation Method: EPA 3511						
TPH-DRO (C10-C28)	0.11	mg/L	0.048	1	04/01/16 14:00	04/01/16 18:22		DK
Surrogates								
n-Octacosane (S)	107	%.	75-139	1	04/01/16 14:00	04/01/16 18:22	630-02-4	
8260 MSV UST Water		Analytical Method: EPA 8260B						
Benzene	ND	ug/L	0.50	1		03/31/16 14:04	71-43-2	
Ethylbenzene	ND	ug/L	0.50	1		03/31/16 14:04	100-41-4	
Gasoline Range Organics	ND	ug/L	50.0	1		03/31/16 14:04		
Methyl-tert-butyl ether	ND	ug/L	0.50	1		03/31/16 14:04	1634-04-4	
Naphthalene	ND	ug/L	0.50	1		03/31/16 14:04	91-20-3	
Toluene	ND	ug/L	0.50	1		03/31/16 14:04	108-88-3	
Xylene (Total)	ND	ug/L	1.0	1		03/31/16 14:04	1330-20-7	
Surrogates								
1,2-Dichloroethane-d4 (S)	100	%.	70-130	1		03/31/16 14:04	17060-07-0	
Toluene-d8 (S)	101	%.	70-130	1		03/31/16 14:04	2037-26-5	

REPORT OF LABORATORY ANALYSIS

This report shall not be reproduced, except in full,
without the written consent of Pace Analytical Services, Inc.

ANALYTICAL RESULTS

Project: Rolls-Royce Engine Test Facili
Pace Project No.: 1263303

Sample: MW-3	Lab ID: 1263303004	Collected: 03/29/16 11:30	Received: 03/30/16 15:22	Matrix: Water				
Parameters	Results	Units	Report Limit	DF	Prepared	Analyzed	CAS No.	Qual

8260 MSV UST Water	Analytical Method: EPA 8260B							
Surrogates								
4-Bromofluorobenzene (S)	99	%	70-130	1		03/31/16 14:04	460-00-4	

Sample: MW-4	Lab ID: 1263303005	Collected: 03/29/16 09:50	Received: 03/30/16 15:22	Matrix: Water				
Parameters	Results	Units	Report Limit	DF	Prepared	Analyzed	CAS No.	Qual

8015 GCS Water	Analytical Method: EPA 8015B Preparation Method: EPA 3511							
TPH - Motor Oil	0.29	mg/L	0.094	1	04/01/16 14:00	04/05/16 11:09	64742-65-0	DF
Surrogates								
n-Octacosane (S)	108	%	75-150	1	04/01/16 14:00	04/05/16 11:09	630-02-4	

8015 GCS Water, Silica Gel	Analytical Method: EPA 8015B Preparation Method: EPA 3511							
TPH-DRO (C10-C28)	0.070	mg/L	0.047	1	04/01/16 14:00	04/01/16 18:54		
Surrogates								
n-Octacosane (S)	96	%	75-139	1	04/01/16 14:00	04/01/16 18:54	630-02-4	

8260 MSV UST Water	Analytical Method: EPA 8260B							
Benzene	ND	ug/L	0.50	1		03/31/16 14:23	71-43-2	
Ethylbenzene	ND	ug/L	0.50	1		03/31/16 14:23	100-41-4	
Gasoline Range Organics	ND	ug/L	50.0	1		03/31/16 14:23		
Methyl-tert-butyl ether	ND	ug/L	0.50	1		03/31/16 14:23	1634-04-4	
Naphthalene	ND	ug/L	0.50	1		03/31/16 14:23	91-20-3	
Toluene	ND	ug/L	0.50	1		03/31/16 14:23	108-88-3	
Xylene (Total)	ND	ug/L	1.0	1		03/31/16 14:23	1330-20-7	
Surrogates								
1,2-Dichloroethane-d4 (S)	99	%	70-130	1		03/31/16 14:23	17060-07-0	
Toluene-d8 (S)	102	%	70-130	1		03/31/16 14:23	2037-26-5	
4-Bromofluorobenzene (S)	99	%	70-130	1		03/31/16 14:23	460-00-4	

Sample: MW-5	Lab ID: 1263303006	Collected: 03/29/16 10:35	Received: 03/30/16 15:22	Matrix: Water				
Parameters	Results	Units	Report Limit	DF	Prepared	Analyzed	CAS No.	Qual

8015 GCS Water	Analytical Method: EPA 8015B Preparation Method: EPA 3511							
TPH - Motor Oil	1.4	mg/L	0.095	1	04/01/16 14:00	04/05/16 11:43	64742-65-0	
Surrogates								
n-Octacosane (S)	98	%	75-150	1	04/01/16 14:00	04/05/16 11:43	630-02-4	

8015 GCS Water, Silica Gel	Analytical Method: EPA 8015B Preparation Method: EPA 3511							
TPH-DRO (C10-C28)	0.33	mg/L	0.048	1	04/01/16 14:00	04/01/16 19:25		DM
Surrogates								
n-Octacosane (S)	97	%	75-139	1	04/01/16 14:00	04/01/16 19:25	630-02-4	

REPORT OF LABORATORY ANALYSIS

This report shall not be reproduced, except in full,
without the written consent of Pace Analytical Services, Inc.



ANALYTICAL RESULTS

Project: Rolls-Royce Engine Test Facili
 Pace Project No.: 1263303

Sample: MW-5		Lab ID: 1263303006	Collected: 03/29/16 10:35	Received: 03/30/16 15:22	Matrix: Water			
Parameters	Results	Units	Report Limit	DF	Prepared	Analyzed	CAS No.	Qual
8260 MSV UST Water		Analytical Method: EPA 8260B						
Benzene	ND	ug/L	0.50	1		03/31/16 14:42	71-43-2	
Ethylbenzene	ND	ug/L	0.50	1		03/31/16 14:42	100-41-4	
Gasoline Range Organics	ND	ug/L	50.0	1		03/31/16 14:42		
Methyl-tert-butyl ether	ND	ug/L	0.50	1		03/31/16 14:42	1634-04-4	
Naphthalene	ND	ug/L	0.50	1		03/31/16 14:42	91-20-3	
Toluene	ND	ug/L	0.50	1		03/31/16 14:42	108-88-3	
Xylene (Total)	ND	ug/L	1.0	1		03/31/16 14:42	1330-20-7	
Surrogates								
1,2-Dichloroethane-d4 (S)	101	%	70-130	1		03/31/16 14:42	17060-07-0	
Toluene-d8 (S)	101	%	70-130	1		03/31/16 14:42	2037-26-5	
4-Bromofluorobenzene (S)	98	%	70-130	1		03/31/16 14:42	460-00-4	

Sample: MW-6		Lab ID: 1263303007	Collected: 03/29/16 09:05	Received: 03/30/16 15:22	Matrix: Water			
Parameters	Results	Units	Report Limit	DF	Prepared	Analyzed	CAS No.	Qual
8015 GCS Water		Analytical Method: EPA 8015B Preparation Method: EPA 3511						
TPH - Motor Oil	1.2	mg/L	0.095	1	04/01/16 14:00	04/05/16 12:19	64742-65-0	
Surrogates								
n-Octacosane (S)	96	%	75-150	1	04/01/16 14:00	04/05/16 12:19	630-02-4	
8015 GCS Water, Silica Gel		Analytical Method: EPA 8015B Preparation Method: EPA 3511						
TPH-DRO (C10-C28)	0.21	mg/L	0.047	1	04/01/16 14:00	04/01/16 19:57		DM
Surrogates								
n-Octacosane (S)	100	%	75-139	1	04/01/16 14:00	04/01/16 19:57	630-02-4	
8260 MSV UST Water		Analytical Method: EPA 8260B						
Benzene	ND	ug/L	0.50	1		03/31/16 15:01	71-43-2	
Ethylbenzene	ND	ug/L	0.50	1		03/31/16 15:01	100-41-4	
Gasoline Range Organics	ND	ug/L	50.0	1		03/31/16 15:01		
Methyl-tert-butyl ether	ND	ug/L	0.50	1		03/31/16 15:01	1634-04-4	
Naphthalene	ND	ug/L	0.50	1		03/31/16 15:01	91-20-3	
Toluene	ND	ug/L	0.50	1		03/31/16 15:01	108-88-3	
Xylene (Total)	ND	ug/L	1.0	1		03/31/16 15:01	1330-20-7	
Surrogates								
1,2-Dichloroethane-d4 (S)	100	%	70-130	1		03/31/16 15:01	17060-07-0	
Toluene-d8 (S)	101	%	70-130	1		03/31/16 15:01	2037-26-5	
4-Bromofluorobenzene (S)	99	%	70-130	1		03/31/16 15:01	460-00-4	

Sample: MW-7		Lab ID: 1263303008	Collected: 03/29/16 08:20	Received: 03/30/16 15:22	Matrix: Water			
Parameters	Results	Units	Report Limit	DF	Prepared	Analyzed	CAS No.	Qual
8015 GCS Water		Analytical Method: EPA 8015B Preparation Method: EPA 3511						
TPH - Motor Oil	ND	mg/L	0.47	5	04/01/16 14:00	04/05/16 12:53	64742-65-0	

REPORT OF LABORATORY ANALYSIS

This report shall not be reproduced, except in full,
 without the written consent of Pace Analytical Services, Inc..

ANALYTICAL RESULTS

Project: Rolls-Royce Engine Test Facili
Pace Project No.: 1263303

Sample: MW-7		Lab ID: 1263303008		Collected: 03/29/16 08:20		Received: 03/30/16 15:22		Matrix: Water	
Parameters	Results	Units	Report Limit	DF	Prepared	Analyzed	CAS No.	Qual	
8015 GCS Water		Analytical Method: EPA 8015B Preparation Method: EPA 3511							
Surrogates									
n-Octacosane (S)	114	%	75-150	5	04/01/16 14:00	04/05/16 12:53	630-02-4		
8015 GCS Water, Silica Gel		Analytical Method: EPA 8015B Preparation Method: EPA 3511							
TPH-DRO (C10-C28)	0.55	mg/L	0.047	1	04/01/16 14:00	04/01/16 20:28		DM	
Surrogates									
n-Octacosane (S)	108	%	75-139	1	04/01/16 14:00	04/01/16 20:28	630-02-4		
8260 MSV UST Water		Analytical Method: EPA 8260B							
Benzene	ND	ug/L	0.50	1		03/31/16 15:21	71-43-2		
Ethylbenzene	ND	ug/L	0.50	1		03/31/16 15:21	100-41-4		
Gasoline Range Organics	ND	ug/L	50.0	1		03/31/16 15:21			
Methyl-tert-butyl ether	ND	ug/L	0.50	1		03/31/16 15:21	1634-04-4		
Naphthalene	ND	ug/L	0.50	1		03/31/16 15:21	91-20-3		
Toluene	ND	ug/L	0.50	1		03/31/16 15:21	108-88-3		
Xylene (Total)	ND	ug/L	1.0	1		03/31/16 15:21	1330-20-7		
Surrogates									
1,2-Dichloroethane-d4 (S)	100	%	70-130	1		03/31/16 15:21	17060-07-0		
Toluene-d8 (S)	101	%	70-130	1		03/31/16 15:21	2037-26-5		
4-Bromofluorobenzene (S)	98	%	70-130	1		03/31/16 15:21	460-00-4		

Sample: MW-8		Lab ID: 1263303009		Collected: 03/29/16 12:10		Received: 03/30/16 15:22		Matrix: Water	
Parameters	Results	Units	Report Limit	DF	Prepared	Analyzed	CAS No.	Qual	
8015 GCS Water		Analytical Method: EPA 8015B Preparation Method: EPA 3511							
TPH - Motor Oil	0.15	mg/L	0.094	1	04/01/16 14:00	04/05/16 13:28	64742-65-0		
Surrogates									
n-Octacosane (S)	107	%	75-150	1	04/01/16 14:00	04/05/16 13:28	630-02-4		
8015 GCS Water, Silica Gel		Analytical Method: EPA 8015B Preparation Method: EPA 3511							
TPH-DRO (C10-C28)	0.064	mg/L	0.047	1	04/01/16 14:00	04/01/16 21:00		DM	
Surrogates									
n-Octacosane (S)	108	%	75-139	1	04/01/16 14:00	04/01/16 21:00	630-02-4		
8260 MSV UST Water		Analytical Method: EPA 8260B							
Benzene	ND	ug/L	0.50	1		03/31/16 15:40	71-43-2		
Ethylbenzene	ND	ug/L	0.50	1		03/31/16 15:40	100-41-4		
Gasoline Range Organics	ND	ug/L	50.0	1		03/31/16 15:40			
Methyl-tert-butyl ether	ND	ug/L	0.50	1		03/31/16 15:40	1634-04-4		
Naphthalene	ND	ug/L	0.50	1		03/31/16 15:40	91-20-3		
Toluene	ND	ug/L	0.50	1		03/31/16 15:40	108-88-3		
Xylene (Total)	ND	ug/L	1.0	1		03/31/16 15:40	1330-20-7		
Surrogates									
1,2-Dichloroethane-d4 (S)	100	%	70-130	1		03/31/16 15:40	17060-07-0		
Toluene-d8 (S)	101	%	70-130	1		03/31/16 15:40	2037-26-5		

REPORT OF LABORATORY ANALYSIS

This report shall not be reproduced, except in full,
without the written consent of Pace Analytical Services, Inc.

ANALYTICAL RESULTS

Project: Rolls-Royce Engine Test Facili
Pace Project No.: 1263303

Sample: MW-8	Lab ID: 1263303009	Collected: 03/29/16 12:10	Received: 03/30/16 15:22	Matrix: Water				
Parameters	Results	Units	Report Limit	DF	Prepared	Analyzed	CAS No.	Qual

8260 MSV UST Water		Analytical Method: EPA 8260B						
Surrogates								
4-Bromofluorobenzene (S)	98	%.	70-130	1		03/31/16 15:40	460-00-4	

Sample: MW-9	Lab ID: 1263303010	Collected: 03/29/16 09:08	Received: 03/30/16 15:22	Matrix: Water				
Parameters	Results	Units	Report Limit	DF	Prepared	Analyzed	CAS No.	Qual

8015 GCS Water		Analytical Method: EPA 8015B Preparation Method: EPA 3511						
TPH - Motor Oil	2.4	mg/L	0.48	5	04/01/16 14:00	04/05/16 14:03	64742-65-0	
Surrogates								
n-Octacosane (S)	107	%.	75-150	5	04/01/16 14:00	04/05/16 14:03	630-02-4	

8015 GCS Water, Silica Gel		Analytical Method: EPA 8015B Preparation Method: EPA 3511						
TPH-DRO (C10-C28)	0.57	mg/L	0.048	1	04/01/16 14:00	04/01/16 21:32		DM
Surrogates								
n-Octacosane (S)	97	%.	75-139	1	04/01/16 14:00	04/01/16 21:32	630-02-4	

8260 MSV UST Water		Analytical Method: EPA 8260B						
Benzene	ND	ug/L	0.50	1		03/31/16 15:59	71-43-2	
Ethylbenzene	ND	ug/L	0.50	1		03/31/16 15:59	100-41-4	
Gasoline Range Organics	ND	ug/L	50.0	1		03/31/16 15:59		
Methyl-tert-butyl ether	ND	ug/L	0.50	1		03/31/16 15:59	1634-04-4	
Naphthalene	ND	ug/L	0.50	1		03/31/16 15:59	91-20-3	
Toluene	ND	ug/L	0.50	1		03/31/16 15:59	108-88-3	
Xylene (Total)	ND	ug/L	1.0	1		03/31/16 15:59	1330-20-7	
Surrogates								
1,2-Dichloroethane-d4 (S)	100	%.	70-130	1		03/31/16 15:59	17060-07-0	
Toluene-d8 (S)	101	%.	70-130	1		03/31/16 15:59	2037-26-5	
4-Bromofluorobenzene (S)	99	%.	70-130	1		03/31/16 15:59	460-00-4	

Sample: MW-10	Lab ID: 1263303011	Collected: 03/29/16 10:28	Received: 03/30/16 15:22	Matrix: Water				
Parameters	Results	Units	Report Limit	DF	Prepared	Analyzed	CAS No.	Qual

8015 GCS Water		Analytical Method: EPA 8015B Preparation Method: EPA 3511						
TPH - Motor Oil	ND	mg/L	0.095	1	04/01/16 14:00	04/05/16 14:38	64742-65-0	
Surrogates								
n-Octacosane (S)	108	%.	75-150	1	04/01/16 14:00	04/05/16 14:38	630-02-4	

8015 GCS Water, Silica Gel		Analytical Method: EPA 8015B Preparation Method: EPA 3511						
TPH-DRO (C10-C28)	0.084	mg/L	0.048	1	04/01/16 14:00	04/01/16 22:04		
Surrogates								
n-Octacosane (S)	99	%.	75-139	1	04/01/16 14:00	04/01/16 22:04	630-02-4	

REPORT OF LABORATORY ANALYSIS

This report shall not be reproduced, except in full,
without the written consent of Pace Analytical Services, Inc..

ANALYTICAL RESULTS

Project: Rolls-Royce Engine Test Facili
Pace Project No.: 1263303

Sample: MW-10		Lab ID: 1263303011	Collected: 03/29/16 10:28	Received: 03/30/16 15:22	Matrix: Water			
Parameters	Results	Units	Report Limit	DF	Prepared	Analyzed	CAS No.	Qual
8260 MSV UST Water		Analytical Method: EPA 8260B						
Benzene	ND	ug/L	0.50	1		03/31/16 16:18	71-43-2	
Ethylbenzene	ND	ug/L	0.50	1		03/31/16 16:18	100-41-4	
Gasoline Range Organics	ND	ug/L	50.0	1		03/31/16 16:18		
Methyl-tert-butyl ether	ND	ug/L	0.50	1		03/31/16 16:18	1634-04-4	
Naphthalene	ND	ug/L	0.50	1		03/31/16 16:18	91-20-3	
Toluene	ND	ug/L	0.50	1		03/31/16 16:18	108-88-3	
Xylene (Total)	ND	ug/L	1.0	1		03/31/16 16:18	1330-20-7	
Surrogates								
1,2-Dichloroethane-d4 (S)	100	%	70-130	1		03/31/16 16:18	17060-07-0	
Toluene-d8 (S)	101	%	70-130	1		03/31/16 16:18	2037-26-5	
4-Bromofluorobenzene (S)	99	%	70-130	1		03/31/16 16:18	460-00-4	

Sample: MW-11		Lab ID: 1263303012	Collected: 03/29/16 09:50	Received: 03/30/16 15:22	Matrix: Water			
Parameters	Results	Units	Report Limit	DF	Prepared	Analyzed	CAS No.	Qual
8015 GCS Water		Analytical Method: EPA 8015B Preparation Method: EPA 3511						
TPH - Motor Oil	0.25	mg/L	0.095	1	04/01/16 14:00	04/05/16 15:12	64742-65-0	
Surrogates								
n-Octacosane (S)	116	%	75-150	1	04/01/16 14:00	04/05/16 15:12	630-02-4	
8015 GCS Water, Silica Gel		Analytical Method: EPA 8015B Preparation Method: EPA 3511						
TPH-DRO (C10-C28)	0.076	mg/L	0.047	1	04/01/16 14:00	04/01/16 23:22		
Surrogates								
n-Octacosane (S)	107	%	75-139	1	04/01/16 14:00	04/01/16 23:22	630-02-4	
8260 MSV UST Water		Analytical Method: EPA 8260B						
Benzene	ND	ug/L	0.50	1		03/31/16 16:37	71-43-2	
Ethylbenzene	ND	ug/L	0.50	1		03/31/16 16:37	100-41-4	
Gasoline Range Organics	ND	ug/L	50.0	1		03/31/16 16:37		
Methyl-tert-butyl ether	ND	ug/L	0.50	1		03/31/16 16:37	1634-04-4	
Naphthalene	ND	ug/L	0.50	1		03/31/16 16:37	91-20-3	
Toluene	ND	ug/L	0.50	1		03/31/16 16:37	108-88-3	
Xylene (Total)	ND	ug/L	1.0	1		03/31/16 16:37	1330-20-7	
Surrogates								
1,2-Dichloroethane-d4 (S)	100	%	70-130	1		03/31/16 16:37	17060-07-0	
Toluene-d8 (S)	101	%	70-130	1		03/31/16 16:37	2037-26-5	
4-Bromofluorobenzene (S)	99	%	70-130	1		03/31/16 16:37	460-00-4	

Sample: MW-12		Lab ID: 1263303013	Collected: 03/29/16 11:55	Received: 03/30/16 15:22	Matrix: Water			
Parameters	Results	Units	Report Limit	DF	Prepared	Analyzed	CAS No.	Qual
8015 GCS Water		Analytical Method: EPA 8015B Preparation Method: EPA 3511						
TPH - Motor Oil	ND	mg/L	0.094	1	04/01/16 14:00	04/05/16 15:47	64742-65-0	

REPORT OF LABORATORY ANALYSIS

This report shall not be reproduced, except in full,
without the written consent of Pace Analytical Services, Inc.

ANALYTICAL RESULTS

Project: Rolls-Royce Engine Test Facili
Pace Project No.: 1263303

Sample: MW-12		Lab ID: 1263303013		Collected: 03/29/16 11:55		Received: 03/30/16 15:22		Matrix: Water	
Parameters	Results	Units	Report Limit	DF	Prepared	Analyzed	CAS No.	Qual	
8015 GCS Water		Analytical Method: EPA 8015B Preparation Method: EPA 3511							
Surrogates									
n-Octacosane (S)	97	%.	75-150	1	04/01/16 14:00	04/05/16 15:47	630-02-4		
8015 GCS Water, Silica Gel		Analytical Method: EPA 8015B Preparation Method: EPA 3511							
TPH-DRO (C10-C28)	ND	mg/L	0.047	1	04/01/16 14:00	04/01/16 23:56			
Surrogates									
n-Octacosane (S)	101	%.	75-139	1	04/01/16 14:00	04/01/16 23:56	630-02-4		
8260 MSV UST Water		Analytical Method: EPA 8260B							
Benzene	ND	ug/L	0.50	1		03/31/16 16:56	71-43-2		
Ethylbenzene	ND	ug/L	0.50	1		03/31/16 16:56	100-41-4		
Gasoline Range Organics	ND	ug/L	50.0	1		03/31/16 16:56			
Methyl-tert-butyl ether	ND	ug/L	0.50	1		03/31/16 16:56	1634-04-4		
Naphthalene	ND	ug/L	0.50	1		03/31/16 16:56	91-20-3		
Toluene	ND	ug/L	0.50	1		03/31/16 16:56	108-88-3		
Xylene (Total)	ND	ug/L	1.0	1		03/31/16 16:56	1330-20-7		
Surrogates									
1,2-Dichloroethane-d4 (S)	101	%.	70-130	1		03/31/16 16:56	17060-07-0		
Toluene-d8 (S)	102	%.	70-130	1		03/31/16 16:56	2037-26-5		
4-Bromofluorobenzene (S)	98	%.	70-130	1		03/31/16 16:56	460-00-4		

Sample: MW-13		Lab ID: 1263303014		Collected: 03/29/16 12:45		Received: 03/30/16 15:22		Matrix: Water	
Parameters	Results	Units	Report Limit	DF	Prepared	Analyzed	CAS No.	Qual	
8015 GCS Water		Analytical Method: EPA 8015B Preparation Method: EPA 3511							
TPH - Motor Oil	0.14	mg/L	0.095	1	04/01/16 14:00	04/05/16 16:22	64742-65-0		
Surrogates									
n-Octacosane (S)	117	%.	75-150	1	04/01/16 14:00	04/05/16 16:22	630-02-4		
8015 GCS Water, Silica Gel		Analytical Method: EPA 8015B Preparation Method: EPA 3511							
TPH-DRO (C10-C28)	0.14	mg/L	0.048	1	04/01/16 14:00	04/02/16 00:31			
Surrogates									
n-Octacosane (S)	104	%.	75-139	1	04/01/16 14:00	04/02/16 00:31	630-02-4		
8260 MSV UST Water		Analytical Method: EPA 8260B							
Benzene	ND	ug/L	0.50	1		03/31/16 17:15	71-43-2		
Ethylbenzene	ND	ug/L	0.50	1		03/31/16 17:15	100-41-4		
Gasoline Range Organics	169	ug/L	50.0	1		03/31/16 17:15			
Methyl-tert-butyl ether	1.6	ug/L	0.50	1		03/31/16 17:15	1634-04-4		
Naphthalene	ND	ug/L	0.50	1		03/31/16 17:15	91-20-3		
Toluene	ND	ug/L	0.50	1		03/31/16 17:15	108-88-3		
Xylene (Total)	ND	ug/L	1.0	1		03/31/16 17:15	1330-20-7		
Surrogates									
1,2-Dichloroethane-d4 (S)	100	%.	70-130	1		03/31/16 17:15	17060-07-0		
Toluene-d8 (S)	102	%.	70-130	1		03/31/16 17:15	2037-26-5		

REPORT OF LABORATORY ANALYSIS

This report shall not be reproduced, except in full,
without the written consent of Pace Analytical Services, Inc..

ANALYTICAL RESULTS

Project: Rolls-Royce Engine Test Facili
Pace Project No.: 1263303

Sample: MW-13		Lab ID: 1263303014	Collected: 03/29/16 12:45	Received: 03/30/16 15:22	Matrix: Water			
Parameters	Results	Units	Report Limit	DF	Prepared	Analyzed	CAS No.	Qual

8260 MSV UST Water		Analytical Method: EPA 8260B						
Surrogates								
4-Bromofluorobenzene (S)	99	%.	70-130	1		03/31/16 17:15	460-00-4	

Sample: MW-14		Lab ID: 1263303015	Collected: 03/29/16 10:55	Received: 03/30/16 15:22	Matrix: Water			
Parameters	Results	Units	Report Limit	DF	Prepared	Analyzed	CAS No.	Qual

8015 GCS Water		Analytical Method: EPA 8015B Preparation Method: EPA 3511						
TPH - Motor Oil	0.43	mg/L	0.095	1	04/01/16 14:00	04/05/16 16:57	64742-65-0	
Surrogates								
n-Octacosane (S)	102	%.	75-150	1	04/01/16 14:00	04/05/16 16:57	630-02-4	

8015 GCS Water, Silica Gel		Analytical Method: EPA 8015B Preparation Method: EPA 3511						
TPH-DRO (C10-C28)	0.054	mg/L	0.048	1	04/01/16 14:00	04/02/16 01:06		
Surrogates								
n-Octacosane (S)	109	%.	75-139	1	04/01/16 14:00	04/02/16 01:06	630-02-4	

8260 MSV UST Water		Analytical Method: EPA 8260B						
Benzene	ND	ug/L	0.50	1		03/31/16 17:34	71-43-2	
Ethylbenzene	ND	ug/L	0.50	1		03/31/16 17:34	100-41-4	
Gasoline Range Organics	ND	ug/L	50.0	1		03/31/16 17:34		
Methyl-tert-butyl ether	0.52	ug/L	0.50	1		03/31/16 17:34	1634-04-4	
Naphthalene	ND	ug/L	0.50	1		03/31/16 17:34	91-20-3	
Toluene	ND	ug/L	0.50	1		03/31/16 17:34	108-88-3	
Xylene (Total)	ND	ug/L	1.0	1		03/31/16 17:34	1330-20-7	
Surrogates								
1,2-Dichloroethane-d4 (S)	100	%.	70-130	1		03/31/16 17:34	17060-07-0	
Toluene-d8 (S)	101	%.	70-130	1		03/31/16 17:34	2037-26-5	
4-Bromofluorobenzene (S)	98	%.	70-130	1		03/31/16 17:34	460-00-4	

Sample: MW-15		Lab ID: 1263303016	Collected: 03/29/16 10:30	Received: 03/30/16 15:22	Matrix: Water			
Parameters	Results	Units	Report Limit	DF	Prepared	Analyzed	CAS No.	Qual

8015 GCS Water		Analytical Method: EPA 8015B Preparation Method: EPA 3511						
TPH - Motor Oil	ND	mg/L	0.094	1	04/01/16 14:00	04/05/16 17:31	64742-65-0	
Surrogates								
n-Octacosane (S)	105	%.	75-150	1	04/01/16 14:00	04/05/16 17:31	630-02-4	

8015 GCS Water, Silica Gel		Analytical Method: EPA 8015B Preparation Method: EPA 3511						
TPH-DRO (C10-C28)	0.066	mg/L	0.047	1	04/01/16 14:00	04/07/16 10:06		DE
Surrogates								
n-Octacosane (S)	101	%.	75-139	1	04/01/16 14:00	04/07/16 10:06	630-02-4	

REPORT OF LABORATORY ANALYSIS

This report shall not be reproduced, except in full,
without the written consent of Pace Analytical Services, Inc..

ANALYTICAL RESULTS

Project: Rolls-Royce Engine Test Facili
Pace Project No.: 1263303

Sample: MW-15		Lab ID: 1263303016	Collected: 03/29/16 10:30	Received: 03/30/16 15:22	Matrix: Water			
Parameters	Results	Units	Report Limit	DF	Prepared	Analyzed	CAS No.	Qual
8260 MSV UST Water		Analytical Method: EPA 8260B						
Benzene	ND	ug/L	0.50	1		03/31/16 17:53	71-43-2	
Ethylbenzene	ND	ug/L	0.50	1		03/31/16 17:53	100-41-4	
Gasoline Range Organics	ND	ug/L	50.0	1		03/31/16 17:53		
Methyl-tert-butyl ether	ND	ug/L	0.50	1		03/31/16 17:53	1634-04-4	
Naphthalene	ND	ug/L	0.50	1		03/31/16 17:53	91-20-3	
Toluene	ND	ug/L	0.50	1		03/31/16 17:53	108-88-3	
Xylene (Total)	ND	ug/L	1.0	1		03/31/16 17:53	1330-20-7	
Surrogates								
1,2-Dichloroethane-d4 (S)	102	%	70-130	1		03/31/16 17:53	17060-07-0	
Toluene-d8 (S)	102	%	70-130	1		03/31/16 17:53	2037-26-5	
4-Bromofluorobenzene (S)	98	%	70-130	1		03/31/16 17:53	460-00-4	

Sample: MW-17		Lab ID: 1263303017	Collected: 03/29/16 09:50	Received: 03/30/16 15:22	Matrix: Water			
Parameters	Results	Units	Report Limit	DF	Prepared	Analyzed	CAS No.	Qual
8015 GCS Water		Analytical Method: EPA 8015B Preparation Method: EPA 3511						
TPH - Motor Oil	ND	mg/L	0.095	1	04/01/16 14:00	04/05/16 18:41	64742-65-0	
Surrogates								
n-Octacosane (S)	100	%	75-150	1	04/01/16 14:00	04/05/16 18:41	630-02-4	
8015 GCS Water, Silica Gel		Analytical Method: EPA 8015B Preparation Method: EPA 3511						
TPH-DRO (C10-C28)	ND	mg/L	0.047	1	04/01/16 14:00	04/04/16 12:22		
Surrogates								
n-Octacosane (S)	101	%	75-139	1	04/01/16 14:00	04/04/16 12:22	630-02-4	
8260 MSV UST Water		Analytical Method: EPA 8260B						
Benzene	ND	ug/L	0.50	1		03/31/16 18:12	71-43-2	
Ethylbenzene	ND	ug/L	0.50	1		03/31/16 18:12	100-41-4	
Gasoline Range Organics	ND	ug/L	50.0	1		03/31/16 18:12		
Methyl-tert-butyl ether	ND	ug/L	0.50	1		03/31/16 18:12	1634-04-4	
Naphthalene	ND	ug/L	0.50	1		03/31/16 18:12	91-20-3	
Toluene	ND	ug/L	0.50	1		03/31/16 18:12	108-88-3	
Xylene (Total)	ND	ug/L	1.0	1		03/31/16 18:12	1330-20-7	
Surrogates								
1,2-Dichloroethane-d4 (S)	101	%	70-130	1		03/31/16 18:12	17060-07-0	
Toluene-d8 (S)	101	%	70-130	1		03/31/16 18:12	2037-26-5	
4-Bromofluorobenzene (S)	98	%	70-130	1		03/31/16 18:12	460-00-4	

Sample: NPORD MW-3		Lab ID: 1263303018	Collected: 03/29/16 13:10	Received: 03/30/16 15:22	Matrix: Water			
Parameters	Results	Units	Report Limit	DF	Prepared	Analyzed	CAS No.	Qual
8015 GCS Water		Analytical Method: EPA 8015B Preparation Method: EPA 3511						
TPH - Motor Oil	ND	mg/L	0.092	1	04/01/16 14:00	04/05/16 21:00	64742-65-0	

REPORT OF LABORATORY ANALYSIS

This report shall not be reproduced, except in full,
without the written consent of Pace Analytical Services, Inc.

ANALYTICAL RESULTS

Project: Rolls-Royce Engine Test Facili
Pace Project No.: 1263303

Sample: NPORD MW-3		Lab ID: 1263303018	Collected: 03/29/16 13:10	Received: 03/30/16 15:22	Matrix: Water			
Parameters	Results	Units	Report Limit	DF	Prepared	Analyzed	CAS No.	Qual
8015 GCS Water		Analytical Method: EPA 8015B Preparation Method: EPA 3511						
Surrogates								
n-Octacosane (S)	100	%	75-150	1	04/01/16 14:00	04/05/16 21:00	630-02-4	
8015 GCS Water, Silica Gel		Analytical Method: EPA 8015B Preparation Method: EPA 3511						
TPH-DRO (C10-C28)	ND	mg/L	0.046	1	04/01/16 14:00	04/04/16 12:56		
Surrogates								
n-Octacosane (S)	102	%	75-139	1	04/01/16 14:00	04/04/16 12:56	630-02-4	
8260 MSV UST Water		Analytical Method: EPA 8260B						
Benzene	ND	ug/L	0.50	1		03/31/16 14:44	71-43-2	M1,R1
Ethylbenzene	ND	ug/L	0.50	1		03/31/16 14:44	100-41-4	M1,R1
Gasoline Range Organics	ND	ug/L	50.0	1		03/31/16 14:44		
Methyl-tert-butyl ether	ND	ug/L	0.50	1		03/31/16 14:44	1634-04-4	M1,R1
Naphthalene	ND	ug/L	0.50	1		03/31/16 14:44	91-20-3	M1,R1
Toluene	ND	ug/L	0.50	1		03/31/16 14:44	108-88-3	M1,R1
Xylene (Total)	ND	ug/L	1.0	1		03/31/16 14:44	1330-20-7	MS,RS
Surrogates								
1,2-Dichloroethane-d4 (S)	110	%	70-130	1		03/31/16 14:44	17060-07-0	
Toluene-d8 (S)	100	%	70-130	1		03/31/16 14:44	2037-26-5	
4-Bromofluorobenzene (S)	94	%	70-130	1		03/31/16 14:44	460-00-4	

Sample: NPORD MW-4		Lab ID: 1263303019	Collected: 03/29/16 11:25	Received: 03/30/16 15:22	Matrix: Water			
Parameters	Results	Units	Report Limit	DF	Prepared	Analyzed	CAS No.	Qual
8015 GCS Water		Analytical Method: EPA 8015B Preparation Method: EPA 3511						
TPH - Motor Oil	0.13	mg/L	0.094	1	04/01/16 14:00	04/05/16 21:35	64742-65-0	
Surrogates								
n-Octacosane (S)	67	%	75-150	1	04/01/16 14:00	04/05/16 21:35	630-02-4	S5
8015 GCS Water, Silica Gel		Analytical Method: EPA 8015B Preparation Method: EPA 3511						
TPH-DRO (C10-C28)	0.10	mg/L	0.047	1	04/01/16 14:00	04/05/16 10:19		
Surrogates								
n-Octacosane (S)	104	%	75-139	1	04/01/16 14:00	04/05/16 10:19	630-02-4	
8260 MSV UST Water		Analytical Method: EPA 8260B						
Benzene	ND	ug/L	0.50	1		03/31/16 16:25	71-43-2	
Ethylbenzene	ND	ug/L	0.50	1		03/31/16 16:25	100-41-4	
Gasoline Range Organics	ND	ug/L	50.0	1		03/31/16 16:25		
Methyl-tert-butyl ether	ND	ug/L	0.50	1		03/31/16 16:25	1634-04-4	
Naphthalene	ND	ug/L	0.50	1		03/31/16 16:25	91-20-3	
Toluene	ND	ug/L	0.50	1		03/31/16 16:25	108-88-3	
Xylene (Total)	ND	ug/L	1.0	1		03/31/16 16:25	1330-20-7	
Surrogates								
1,2-Dichloroethane-d4 (S)	102	%	70-130	1		03/31/16 16:25	17060-07-0	
Toluene-d8 (S)	102	%	70-130	1		03/31/16 16:25	2037-26-5	

REPORT OF LABORATORY ANALYSIS

This report shall not be reproduced, except in full,
without the written consent of Pace Analytical Services, Inc..



Pace Analytical Services, Inc.
2795 Second Street - Suite 300
Davis, CA 95618
(530) 297-4800

ANALYTICAL RESULTS

Project: Rolls-Royce Engine Test Facili

Pace Project No.: 1263303

Sample: NPORD MW-4	Lab ID: 1263303019	Collected: 03/29/16 11:25	Received: 03/30/16 15:22	Matrix: Water				
Parameters	Results	Units	Report Limit	DF	Prepared	Analyzed	CAS No.	Qual

8260 MSV UST Water

Analytical Method: EPA 8260B

Surrogates

4-Bromofluorobenzene (S)	94	%.	70-130	1		03/31/16 16:25	460-00-4	
--------------------------	----	----	--------	---	--	----------------	----------	--

REPORT OF LABORATORY ANALYSIS

This report shall not be reproduced, except in full,
without the written consent of Pace Analytical Services, Inc..

QUALITY CONTROL DATA

Project: Rolls-Royce Engine Test Facili
Pace Project No.: 1263303

QC Batch: DAOP/1655 Analysis Method: EPA 8015B
QC Batch Method: EPA 3511 Analysis Description: 8015 GCS Water
Associated Lab Samples: 1263303002, 1263303003, 1263303004, 1263303005, 1263303006, 1263303007, 1263303008, 1263303009,
1263303010, 1263303011, 1263303012, 1263303013, 1263303014, 1263303015, 1263303016, 1263303017,
1263303018, 1263303019

METHOD BLANK: 302234 Matrix: Water
Associated Lab Samples: 1263303002, 1263303003, 1263303004, 1263303005, 1263303006, 1263303007, 1263303008, 1263303009,
1263303010, 1263303011, 1263303012, 1263303013, 1263303014, 1263303015, 1263303016, 1263303017,
1263303018, 1263303019

Parameter	Units	Blank Result	Reporting Limit	Analyzed	Qualifiers
TPH - Motor Oil	mg/L	ND	0.10	04/05/16 09:24	
n-Octacosane (S)	%	97	75-150	04/05/16 09:24	

LABORATORY CONTROL SAMPLE: 302235

Parameter	Units	Spike Conc.	LCS Result	LCS % Rec	% Rec Limits	Qualifiers
n-Octacosane (S)	%			111	75-150	

MATRIX SPIKE & MATRIX SPIKE DUPLICATE: 302236 302237

Parameter	Units	302236		302237		MS % Rec	MSD % Rec	% Rec Limits	Max RPD	Qual
		1263303002 Result	MS Spike Conc.	MSD Spike Conc.	MS Result					
n-Octacosane (S)	%					103	101	75-150		

Results presented on this page are in the units indicated by the "Units" column except where an alternate unit is presented to the right of the result.

REPORT OF LABORATORY ANALYSIS

This report shall not be reproduced, except in full,
without the written consent of Pace Analytical Services, Inc.

QUALITY CONTROL DATA

Project: Rolls-Royce Engine Test Facili
Pace Project No.: 1263303

QC Batch: DAOP/1656 Analysis Method: EPA 8015B
QC Batch Method: EPA 3511 Analysis Description: 8015 GCS Water, SI Gel
Associated Lab Samples: 1263303002, 1263303003, 1263303004, 1263303005, 1263303006, 1263303007, 1263303008, 1263303009, 1263303010, 1263303011, 1263303012, 1263303013, 1263303014, 1263303015, 1263303016, 1263303017, 1263303018, 1263303019

METHOD BLANK: 302238 Matrix: Water
Associated Lab Samples: 1263303002, 1263303003, 1263303004, 1263303005, 1263303006, 1263303007, 1263303008, 1263303009, 1263303010, 1263303011, 1263303012, 1263303013, 1263303014, 1263303015, 1263303016, 1263303017, 1263303018, 1263303019

Parameter	Units	Blank Result	Reporting Limit	Analyzed	Qualifiers
TPH-DRO (C10-C28)	mg/L	ND	0.050	04/06/16 13:55	
n-Octacosane (S)	%	97	75-139	04/06/16 13:55	

LABORATORY CONTROL SAMPLE: 302239

Parameter	Units	Spike Conc.	LCS Result	LCS % Rec	% Rec Limits	Qualifiers
TPH-DRO (C10-C28)	mg/L	1	0.91	91	59-125	
n-Octacosane (S)	%			111	75-139	

MATRIX SPIKE & MATRIX SPIKE DUPLICATE: 302240 302241

Parameter	Units	302240		302241		MS % Rec	MSD % Rec	% Rec Limits	Max RPD	Qual	
		1263303002 Result	MS Spike Conc.	MSD Spike Conc.	MS Result						MSD Result
TPH-DRO (C10-C28)	mg/L	ND	.94	.94	0.77	0.71	78	72	57-125	8	25
n-Octacosane (S)	%						98	102	75-139		

Results presented on this page are in the units indicated by the "Units" column except where an alternate unit is presented to the right of the result.

REPORT OF LABORATORY ANALYSIS

This report shall not be reproduced, except in full,
without the written consent of Pace Analytical Services, Inc..

QUALITY CONTROL DATA

Project: Rolls-Royce Engine Test Facili
Pace Project No.: 1263303

QC Batch: DAVM/3412 Analysis Method: EPA 8260B
QC Batch Method: EPA 8260B Analysis Description: 8260 MSV UST Water
Associated Lab Samples: 1263303001, 1263303002, 1263303003, 1263303004, 1263303005, 1263303006, 1263303007, 1263303008, 1263303009, 1263303010, 1263303011, 1263303012, 1263303013, 1263303014, 1263303015, 1263303016, 1263303017

METHOD BLANK: 301727 Matrix: Water
Associated Lab Samples: 1263303001, 1263303002, 1263303003, 1263303004, 1263303005, 1263303006, 1263303007, 1263303008, 1263303009, 1263303010, 1263303011, 1263303012, 1263303013, 1263303014, 1263303015, 1263303016, 1263303017

Parameter	Units	Blank Result	Reporting Limit	Analyzed	Qualifiers
Benzene	ug/L	ND	0.50	03/31/16 11:31	
Ethylbenzene	ug/L	ND	0.50	03/31/16 11:31	
Gasoline Range Organics	ug/L	ND	50.0	03/31/16 11:31	
Methyl-tert-butyl ether	ug/L	ND	0.50	03/31/16 11:31	
Naphthalene	ug/L	ND	0.50	03/31/16 11:31	
Toluene	ug/L	ND	0.50	03/31/16 11:31	
Xylene (Total)	ug/L	ND	1.0	03/31/16 11:31	
1,2-Dichloroethane-d4 (S)	%	100	70-130	03/31/16 11:31	
4-Bromofluorobenzene (S)	%	98	70-130	03/31/16 11:31	
Toluene-d8 (S)	%	101	70-130	03/31/16 11:31	

LABORATORY CONTROL SAMPLE: 301728

Parameter	Units	Spike Conc.	LCS Result	LCS % Rec	% Rec Limits	Qualifiers
Benzene	ug/L	40	41.4	103	75-125	
Ethylbenzene	ug/L	40	42.0	105	75-125	
Methyl-tert-butyl ether	ug/L	40	42.0	105	73-125	
Naphthalene	ug/L	40	43.2	108	69-128	
Toluene	ug/L	40	41.6	104	75-125	
Xylene (Total)	ug/L	120	126	105	75-125	
1,2-Dichloroethane-d4 (S)	%			99	70-130	
4-Bromofluorobenzene (S)	%			100	70-130	
Toluene-d8 (S)	%			101	70-130	

MATRIX SPIKE & MATRIX SPIKE DUPLICATE: 301729 301730

Parameter	Units	MS		MSD		MS % Rec	MSD % Rec	% Rec Limits	Max RPD	Qual	
		1263303003 Result	Spike Conc.	Spike Conc.	MS Result						MSD Result
Benzene	ug/L	ND	40	40	40.5	42.2	101	106	75-125	4	30
Ethylbenzene	ug/L	ND	40	40	38.1	40.2	95	100	74-125	5	30
Methyl-tert-butyl ether	ug/L	ND	40	40	42.6	44.3	106	111	73-129	4	30
Naphthalene	ug/L	ND	40	40	36.6	40.5	91	101	60-133	10	30
Toluene	ug/L	ND	40	40	40.1	42.0	100	105	75-125	5	30
Xylene (Total)	ug/L	ND	120	120	114	120	95	100	61-129	5	30
1,2-Dichloroethane-d4 (S)	%						99	99	70-130		

Results presented on this page are in the units indicated by the "Units" column except where an alternate unit is presented to the right of the result.

REPORT OF LABORATORY ANALYSIS

This report shall not be reproduced, except in full,
without the written consent of Pace Analytical Services, Inc..

QUALITY CONTROL DATA

Project: Rolls-Royce Engine Test Facili
Pace Project No.: 1263303

Parameter	Units	301729		301730		MS % Rec	MSD % Rec	% Rec Limits	Max RPD	Qual
		1263303003 Result	MS Spike Conc.	MSD Spike Conc.	MS Result					
4-Bromofluorobenzene (S)	%.					100	99	70-130		
Toluene-d8 (S)	%.					101	101	70-130		

Results presented on this page are in the units indicated by the "Units" column except where an alternate unit is presented to the right of the result.

REPORT OF LABORATORY ANALYSIS

This report shall not be reproduced, except in full,
without the written consent of Pace Analytical Services, Inc.

QUALITY CONTROL DATA

Project: Rolls-Royce Engine Test Facili
Pace Project No.: 1263303

QC Batch: DAVM/3413 Analysis Method: EPA 8260B
QC Batch Method: EPA 8260B Analysis Description: 8260 MSV UST Water
Associated Lab Samples: 1263303018, 1263303019

METHOD BLANK: 301841 Matrix: Water
Associated Lab Samples: 1263303018, 1263303019

Parameter	Units	Blank Result	Reporting Limit	Analyzed	Qualifiers
Benzene	ug/L	ND	0.50	03/31/16 14:19	
Ethylbenzene	ug/L	ND	0.50	03/31/16 14:19	
Gasoline Range Organics	ug/L	ND	50.0	03/31/16 14:19	
Methyl-tert-butyl ether	ug/L	ND	0.50	03/31/16 14:19	
Naphthalene	ug/L	ND	0.50	03/31/16 14:19	
Toluene	ug/L	ND	0.50	03/31/16 14:19	
Xylene (Total)	ug/L	ND	1.0	03/31/16 14:19	
1,2-Dichloroethane-d4 (S)	%	103	70-130	03/31/16 14:19	
4-Bromofluorobenzene (S)	%	97	70-130	03/31/16 14:19	
Toluene-d8 (S)	%	102	70-130	03/31/16 14:19	

LABORATORY CONTROL SAMPLE: 301842

Parameter	Units	Spike Conc.	LCS Result	LCS % Rec	% Rec Limits	Qualifiers
Benzene	ug/L	40	39.9	100	75-125	
Ethylbenzene	ug/L	40	41.3	103	75-125	
Methyl-tert-butyl ether	ug/L	40	39.7	99	73-125	
Naphthalene	ug/L	40	34.9	87	69-128	
Toluene	ug/L	40	41.3	103	75-125	
Xylene (Total)	ug/L	120	117	97	75-125	
1,2-Dichloroethane-d4 (S)	%			100	70-130	
4-Bromofluorobenzene (S)	%			101	70-130	
Toluene-d8 (S)	%			102	70-130	

MATRIX SPIKE & MATRIX SPIKE DUPLICATE: 301845 301846

Parameter	Units	MS		MSD		MS % Rec	MSD % Rec	% Rec Limits	Max RPD	RPD	Qual
		1263303018 Result	Spike Conc.	Spike Conc.	MS Result						
Benzene	ug/L	ND	40	40	15.6	39.4	39	98	75-125	86	30 M1,R1
Ethylbenzene	ug/L	ND	40	40	13.3	39.9	33	100	74-125	100	30 M1,R1
Methyl-tert-butyl ether	ug/L	ND	40	40	16.5	41.7	41	104	73-129	86	30 M1,R1
Naphthalene	ug/L	ND	40	40	10.8	40.9	27	102	60-133	116	30 M1,R1
Toluene	ug/L	ND	40	40	15.6	40.7	39	102	75-125	89	30 M1,R1
Xylene (Total)	ug/L	ND	120	120	37.1	113	31	94	61-129	101	30 MS,RS
1,2-Dichloroethane-d4 (S)	%						104	103	70-130		
4-Bromofluorobenzene (S)	%						102	100	70-130		
Toluene-d8 (S)	%						103	103	70-130		

Results presented on this page are in the units indicated by the "Units" column except where an alternate unit is presented to the right of the result.

REPORT OF LABORATORY ANALYSIS

This report shall not be reproduced, except in full,
without the written consent of Pace Analytical Services, Inc.

QUALIFIERS

Project: Rolls-Royce Engine Test Facili
Pace Project No.: 1263303

DEFINITIONS

DF - Dilution Factor, if reported, represents the factor applied to the reported data due to dilution of the sample aliquot.
ND - Not Detected at or above adjusted reporting limit.
J - Estimated concentration above the adjusted method detection limit and below the adjusted reporting limit.
MDL - Adjusted Method Detection Limit.
PQL - Practical Quantitation Limit.
RL - Reporting Limit.
S - Surrogate
1,2-Diphenylhydrazine decomposes to and cannot be separated from Azobenzene using Method 8270. The result for each analyte is a combined concentration.
Consistent with EPA guidelines, unrounded data are displayed and have been used to calculate % recovery and RPD values.
LCS(D) - Laboratory Control Sample (Duplicate)
MS(D) - Matrix Spike (Duplicate)
DUP - Sample Duplicate
RPD - Relative Percent Difference
NC - Not Calculable.
SG - Silica Gel - Clean-Up
U - Indicates the compound was analyzed for, but not detected.
N-Nitrosodiphenylamine decomposes and cannot be separated from Diphenylamine using Method 8270. The result reported for each analyte is a combined concentration.
Pace Analytical is TNI accredited. Contact your Pace PM for the current list of accredited analytes.
TNI - The NELAC Institute.

LABORATORIES

PASI-DAV Pace Analytical Services - Davis

ANALYTE QUALIFIERS

DE	Discrete peaks present, atypical for Diesel Fuel.
DF	Discrete peaks present, atypical for Motor Oil.
DK	Lower and higher boiling hydrocarbons present, atypical for Diesel Fuel.
DM	Higher boiling hydrocarbons present, atypical for Diesel Fuel.
M1	Matrix spike recovery exceeded QC limits. Batch accepted based on laboratory control sample (LCS) recovery.
MS	Analyte recovery in the matrix spike was outside QC limits for one or more of the constituent analytes used in the calculated result.
R1	RPD value was outside control limits.
RS	The RPD value in one of the constituent analytes was outside the control limits.
S5	Surrogate recovery outside control limits due to matrix interferences (not confirmed by re-analysis).

REPORT OF LABORATORY ANALYSIS

This report shall not be reproduced, except in full,
without the written consent of Pace Analytical Services, Inc.

QUALITY CONTROL DATA CROSS REFERENCE TABLE

Project: Rolls-Royce Engine Test Facili
Pace Project No.: 1263303

Lab ID	Sample ID	QC Batch Method	QC Batch	Analytical Method	Analytical Batch
1263303002	MW-1	EPA 3511	DAOP/1655	EPA 8015B	DASG/1620
1263303003	MW-2	EPA 3511	DAOP/1655	EPA 8015B	DASG/1620
1263303004	MW-3	EPA 3511	DAOP/1655	EPA 8015B	DASG/1620
1263303005	MW-4	EPA 3511	DAOP/1655	EPA 8015B	DASG/1620
1263303006	MW-5	EPA 3511	DAOP/1655	EPA 8015B	DASG/1620
1263303007	MW-6	EPA 3511	DAOP/1655	EPA 8015B	DASG/1620
1263303008	MW-7	EPA 3511	DAOP/1655	EPA 8015B	DASG/1620
1263303009	MW-8	EPA 3511	DAOP/1655	EPA 8015B	DASG/1620
1263303010	MW-9	EPA 3511	DAOP/1655	EPA 8015B	DASG/1620
1263303011	MW-10	EPA 3511	DAOP/1655	EPA 8015B	DASG/1620
1263303012	MW-11	EPA 3511	DAOP/1655	EPA 8015B	DASG/1620
1263303013	MW-12	EPA 3511	DAOP/1655	EPA 8015B	DASG/1620
1263303014	MW-13	EPA 3511	DAOP/1655	EPA 8015B	DASG/1620
1263303015	MW-14	EPA 3511	DAOP/1655	EPA 8015B	DASG/1620
1263303016	MW-15	EPA 3511	DAOP/1655	EPA 8015B	DASG/1620
1263303017	MW-17	EPA 3511	DAOP/1655	EPA 8015B	DASG/1620
1263303018	NPORD MW-3	EPA 3511	DAOP/1655	EPA 8015B	DASG/1620
1263303019	NPORD MW-4	EPA 3511	DAOP/1655	EPA 8015B	DASG/1620
1263303002	MW-1	EPA 3511	DAOP/1656	EPA 8015B	DASG/1621
1263303003	MW-2	EPA 3511	DAOP/1656	EPA 8015B	DASG/1621
1263303004	MW-3	EPA 3511	DAOP/1656	EPA 8015B	DASG/1621
1263303005	MW-4	EPA 3511	DAOP/1656	EPA 8015B	DASG/1621
1263303006	MW-5	EPA 3511	DAOP/1656	EPA 8015B	DASG/1621
1263303007	MW-6	EPA 3511	DAOP/1656	EPA 8015B	DASG/1621
1263303008	MW-7	EPA 3511	DAOP/1656	EPA 8015B	DASG/1621
1263303009	MW-8	EPA 3511	DAOP/1656	EPA 8015B	DASG/1621
1263303010	MW-9	EPA 3511	DAOP/1656	EPA 8015B	DASG/1621
1263303011	MW-10	EPA 3511	DAOP/1656	EPA 8015B	DASG/1621
1263303012	MW-11	EPA 3511	DAOP/1656	EPA 8015B	DASG/1621
1263303013	MW-12	EPA 3511	DAOP/1656	EPA 8015B	DASG/1621
1263303014	MW-13	EPA 3511	DAOP/1656	EPA 8015B	DASG/1621
1263303015	MW-14	EPA 3511	DAOP/1656	EPA 8015B	DASG/1621
1263303016	MW-15	EPA 3511	DAOP/1656	EPA 8015B	DASG/1621
1263303017	MW-17	EPA 3511	DAOP/1656	EPA 8015B	DASG/1621
1263303018	NPORD MW-3	EPA 3511	DAOP/1656	EPA 8015B	DASG/1621
1263303019	NPORD MW-4	EPA 3511	DAOP/1656	EPA 8015B	DASG/1621
1263303001	QA	EPA 8260B	DAVM/3412		
1263303002	MW-1	EPA 8260B	DAVM/3412		
1263303003	MW-2	EPA 8260B	DAVM/3412		
1263303004	MW-3	EPA 8260B	DAVM/3412		
1263303005	MW-4	EPA 8260B	DAVM/3412		
1263303006	MW-5	EPA 8260B	DAVM/3412		
1263303007	MW-6	EPA 8260B	DAVM/3412		
1263303008	MW-7	EPA 8260B	DAVM/3412		
1263303009	MW-8	EPA 8260B	DAVM/3412		
1263303010	MW-9	EPA 8260B	DAVM/3412		
1263303011	MW-10	EPA 8260B	DAVM/3412		
1263303012	MW-11	EPA 8260B	DAVM/3412		

REPORT OF LABORATORY ANALYSIS

This report shall not be reproduced, except in full,
without the written consent of Pace Analytical Services, Inc.

QUALITY CONTROL DATA CROSS REFERENCE TABLE

Project: Rolls-Royce Engine Test Facili
Pace Project No.: 1263303

Lab ID	Sample ID	QC Batch Method	QC Batch	Analytical Method	Analytical Batch
1263303013	MW-12	EPA 8260B	DAVM/3412		
1263303014	MW-13	EPA 8260B	DAVM/3412		
1263303015	MW-14	EPA 8260B	DAVM/3412		
1263303016	MW-15	EPA 8260B	DAVM/3412		
1263303017	MW-17	EPA 8260B	DAVM/3412		
1263303018	NPORD MW-3	EPA 8260B	DAVM/3413		
1263303019	NPORD MW-4	EPA 8260B	DAVM/3413		

REPORT OF LABORATORY ANALYSIS

This report shall not be reproduced, except in full,
without the written consent of Pace Analytical Services, Inc.

1263303

Global ID #: T0601975776



Chain-of-Custody-Record

Direct Bill To:
Deanna Harding
Gettler-Ryan Inc.
6805 Sierra Court
Suite G
Dublin, CA 94568

Facility Rolls-Royce Engine Test Facility
Facility Address: 6701 Old Earth Road, Oakland, CA
Consultant Project #: 25-948218.1

Consultant Name: GETTLER-RYAN INC.

Address: 6805 Sierra Court, Suite G, Dublin, CA 94568

Project Contact: (Name) Deanna Harding

(Phone) 925-551-7444 x180 (e-mail) deanna@qrinc.com

(Name) Deanna Harding

(Phone) 925-551-7444 x180

Laboratory Name: Kiff Analytical

Laboratory Service Order:

Laboratory Service Code:

Samples Collected by: (Name)

Signature: Alex Wemy

Sample I.D.	Number of Containers	Matrix S= Soil A=Air W=Water C=Charcoal	DATE/SAMPLE COLLECTION TIME	State Method:										EDF NEEDED	Remarks				
				TPH-Jet A Fuel (8015) (HCL)	TPH-MO (8015) (HCL)	TPH-DRO with Silica Gel Cleanup (8015) (HCL)	TPH-GRO/BTEX/MTBE/Naphthalene (8260) (HCL)	TPH-Jet A Fuel (8015) (NP)	TPH-MO (8015) (NP)	TPH-DRO with Silica Gel Cleanup (8015) (NP)	TPH-GRO/BTEX/MTBE/Naphthalene (8260) (NP)	CA	OR			WA	NW	Series	CO
MW-14	7	W	3-24-16 / 1055	X	X	X	X	X	X										015
MW-15	1		/1030	↓	↓	↓	↓	↓	↓										016
MW-17	1		/0950	↓	↓	↓	↓	↓	↓										017
MPORD MW-3	1		/1310	↓	↓	↓	↓	↓	↓										018
MPORD MW-4	1		/1125	↓	↓	↓	↓	↓	↓										019
Relinquished By (Signature)			Organization	Date/Time	Received By (Signature)	Organization	Date/Time	Iced (Y/N)	Turn Around Time (Circle Choice)										
Relinquished By (Signature)			Gettler-Ryan Organization	3-30-16 / 1522					24 Hrs. 48 Hrs. 5 Days 10-Days As Contracted										
Relinquished By (Signature)			Organization	Date/Time	Received For Laboratory By (Signature)	Organization	Date/Time	Iced (Y/N)											
					<i>[Signature]</i>		05-20-16 / 1522												



Document Name:
Sample Condition Upon Receipt Form
 Document No.:
F-DAV-C-002-rev.02

Document Revised: 25Feb2015
 Page 1 of 1
 Issuing Authority:
 Pace Davis, CA Quality Office

**Sample Condition
 Upon Receipt**

Client Name: Cettler-Ryan Project #: _____

WO#: 1263303

 1263303

Courier: Fed Ex UPS USPS Client
 Commercial Pace OnTrac Other: _____
 Tracking Number: _____

Custody Seal on Cooler/Box Present? Yes No Seals Intact? Yes No
 Optional: Proj. Due Date: _____ Proj. Name: _____

Packing Material: Bubble Wrap Bubble Bags None Other: _____ Temp Blank? Yes No
 Thermom. Used: DA1434 DA2285 Type of Ice: Wet Blue Dry Ice None Samples on ice, cooling process has begun

Cooler Temp Read(°C): 0.2 Cooler Temp Corrected(°C): 0.4 Biological Tissue Frozen? Yes No N/A
 Temp should be above freezing to 6°C Correction Factor: +0.2 Date and Initials of Person Examining Contents: 033016 TJB

			Comments:
Chain of Custody Present?	<input checked="" type="checkbox"/> Yes <input type="checkbox"/> No <input type="checkbox"/> N/A	1.	
Chain of Custody Filled Out?	<input checked="" type="checkbox"/> Yes <input type="checkbox"/> No <input type="checkbox"/> N/A	2.	
Chain of Custody Relinquished?	<input checked="" type="checkbox"/> Yes <input type="checkbox"/> No <input type="checkbox"/> N/A	3.	
Sampler Name and/or Signature on COC?	<input checked="" type="checkbox"/> Yes <input type="checkbox"/> No <input type="checkbox"/> N/A	4.	
Samples Arrived within Hold Time?	<input checked="" type="checkbox"/> Yes <input type="checkbox"/> No <input type="checkbox"/> N/A	5.	
Short Hold Time Analysis (<72 hr)?	<input type="checkbox"/> Yes <input checked="" type="checkbox"/> No <input type="checkbox"/> N/A	6.	
Rush Turn Around Time Requested?	<input type="checkbox"/> Yes <input checked="" type="checkbox"/> No <input type="checkbox"/> N/A	7.	
Sufficient Volume?	<input checked="" type="checkbox"/> Yes <input type="checkbox"/> No <input type="checkbox"/> N/A	8.	
Correct Containers Used?	<input checked="" type="checkbox"/> Yes <input type="checkbox"/> No <input type="checkbox"/> N/A	9.	
-Pace Containers Used?	<input type="checkbox"/> Yes <input checked="" type="checkbox"/> No <input type="checkbox"/> N/A		
Containers Intact?	<input checked="" type="checkbox"/> Yes <input type="checkbox"/> No <input type="checkbox"/> N/A	10.	
Filtered Volume Received for Dissolved Tests?	<input type="checkbox"/> Yes <input type="checkbox"/> No <input checked="" type="checkbox"/> N/A	11.	Note if sediment is visible in the dissolved container.
Sample Labels Match CDC?	<input checked="" type="checkbox"/> Yes <input type="checkbox"/> No <input type="checkbox"/> N/A	12.	
-Includes Date/Time/ID/Analysis Matrix: <u>WT</u>			
All containers needing acid/base preservation have been checked?	<input type="checkbox"/> Yes <input type="checkbox"/> No <input checked="" type="checkbox"/> N/A	13.	<input type="checkbox"/> HNO ₃ <input type="checkbox"/> H ₂ SO ₄ <input type="checkbox"/> NaOH <input type="checkbox"/> HCl
All containers needing preservation are found to be in compliance with EPA recommendation? (HNO ₃ , H ₂ SO ₄ , HCl<2; NaOH >9 Sulfide, NaOH>12 Cyanide)	<input type="checkbox"/> Yes <input type="checkbox"/> No <input checked="" type="checkbox"/> N/A		Sample #
Exceptions: VOA, Coliform, TOC, Oil and Grease, DRO/8015 (water) DOC	<input checked="" type="checkbox"/> Yes <input type="checkbox"/> No		Initial when completed: _____ Lot # of added preservative: _____
Headspace in VOA Vials (>6mm)?	<input checked="" type="checkbox"/> Yes <input type="checkbox"/> No <input type="checkbox"/> N/A	14.	<u>-005 (VOA 7 of 7)</u>
Trip Blank Present?	<input checked="" type="checkbox"/> Yes <input type="checkbox"/> No <input type="checkbox"/> N/A	15.	
Trip Blank Custody Seals Present?	<input type="checkbox"/> Yes <input checked="" type="checkbox"/> No <input type="checkbox"/> N/A		
Pace Trip Blank Lot # (if purchased):			

CLIENT NOTIFICATION/RESOLUTION

Field Data Required? Yes No

Person Contacted: _____ Date/Time: _____

Comments/Resolution: _____

Project Manager Review: Scott Fellers

Date: 3/30/16

Note: Whenever there is a discrepancy affecting North Carolina compliance samples, a copy of this form will be sent to the North Carolina DEHNR Certification Office (i.e out of hold, incorrect preservative, out of temp, incorrect containers)



McC Campbell Analytical, Inc.

"When Quality Counts"

Analytical Report

WorkOrder: 1604004

Report Created for: Pace Analytical Services

2795 Second Street, Ste. 300
Davis, CA 95616

Project Contact: Scott Forbes

Project P.O.: 1263303

Project Name: 1263303; Rolls-Royce Engine Test Facility

Project Received: 04/01/2016

Analytical Report reviewed & approved for release on 04/07/2016 by:

Angela Rydelius,
Laboratory Manager

The report shall not be reproduced except in full, without the written approval of the laboratory. The analytical results relate only to the items tested. Results reported conform to the most current NELAP standards, where applicable, unless otherwise stated in the case narrative.





Glossary of Terms & Qualifier Definitions

Client: Pace Analytical Services
Project: 1263303; Rolls-Royce Engine Test Facility
WorkOrder: 1604004

Glossary Abbreviation

%D	Serial Dilution Percent Difference
95% Interval	95% Confident Interval
DF	Dilution Factor
DI WET	(DISTLC) Waste Extraction Test using DI water
DISS	Dissolved (direct analysis of 0.45 µm filtered and acidified water sample)
DLT	Dilution Test (Serial Dilution)
DUP	Duplicate
EDL	Estimated Detection Limit
ITEF	International Toxicity Equivalence Factor
LCS	Laboratory Control Sample
MB	Method Blank
MB % Rec	% Recovery of Surrogate in Method Blank, if applicable
MDL	Method Detection Limit
ML	Minimum Level of Quantitation
MS	Matrix Spike
MSD	Matrix Spike Duplicate
N/A	Not Applicable
ND	Not detected at or above the indicated MDL or RL
NR	Data Not Reported due to matrix interference or insufficient sample amount.
PDS	Post Digestion Spike
PDSD	Post Digestion Spike Duplicate
PF	Prep Factor
RD	Relative Difference
RL	Reporting Limit (The RL is the lowest calibration standard in a multipoint calibration.)
RPD	Relative Percent Deviation
RRT	Relative Retention Time
SPK Val	Spike Value
SPKRef Val	Spike Reference Value
SPLP	Synthetic Precipitation Leachate Procedure
ST	Sorbent Tube
TCLP	Toxicity Characteristic Leachate Procedure
TEQ	Toxicity Equivalents
WET (STLC)	Waste Extraction Test (Soluble Threshold Limit Concentration)



Glossary of Terms & Qualifier Definitions

Client: Pace Analytical Services
Project: 1263303; Rolls-Royce Engine Test Facility
WorkOrder: 1604004

Analytical Qualifiers

a3 sample diluted due to high organic content.
b1 aqueous sample that contains greater than ~1 vol. % sediment
e2 diesel range compounds are significant; no recognizable pattern
e8 kerosene/kerosene range/jet fuel range



Analytical Report

Client: Pace Analytical Services
Date Received: 4/1/16 12:22
Date Prepared: 4/1/16
Project: 1263303; Rolls-Royce Engine Test Facility

WorkOrder: 1604004
Extraction Method: SW3510C
Analytical Method: SW8015B
Unit: µg/L

Total Extractable Petroleum Hydrocarbons w/out SG Clean-Up

Client ID	Lab ID	Matrix	Date Collected	Instrument	Batch ID
MW-1	1604004-001A	Water	03/29/2016 08:27	GC39B	118911

Analytes	Result	RL	DF	Date Analyzed
TPH-Jet Fuel (C9-C18)	ND	150	1	04/01/2016 22:37

Surrogates	REC (%)	Limits
C9	94	70-130

Analyst(s): TK **Analytical Comments:** a3

Client ID	Lab ID	Matrix	Date Collected	Instrument	Batch ID
MW-2	1604004-002A	Water	03/29/2016 11:12	GC39B	118911

Analytes	Result	RL	DF	Date Analyzed
TPH-Jet Fuel (C9-C18)	ND	150	1	04/02/2016 00:34

Surrogates	REC (%)	Limits
C9	93	70-130

Analyst(s): TK **Analytical Comments:** a3,b1

Client ID	Lab ID	Matrix	Date Collected	Instrument	Batch ID
MW-3	1604004-003A	Water	03/29/2016 11:30	GC39B	118911

Analytes	Result	RL	DF	Date Analyzed
TPH-Jet Fuel (C9-C18)	82	50	1	04/04/2016 19:28

Surrogates	REC (%)	Limits
C9	93	70-130

Analyst(s): TK **Analytical Comments:** e8,e2

Client ID	Lab ID	Matrix	Date Collected	Instrument	Batch ID
MW-4	1604004-004A	Water	03/29/2016 09:50	GC39B	118911

Analytes	Result	RL	DF	Date Analyzed
TPH-Jet Fuel (C9-C18)	ND	50	1	04/04/2016 18:11

Surrogates	REC (%)	Limits
C9	93	70-130

Analyst(s): TK

(Cont.)

NELAP 4033ORELAP

 Angela Rydelius, Lab Manager



Analytical Report

Client: Pace Analytical Services
Date Received: 4/1/16 12:22
Date Prepared: 4/1/16
Project: 1263303; Rolls-Royce Engine Test Facility

WorkOrder: 1604004
Extraction Method: SW3510C
Analytical Method: SW8015B
Unit: µg/L

Total Extractable Petroleum Hydrocarbons w/out SG Clean-Up

Client ID	Lab ID	Matrix	Date Collected	Instrument	Batch ID
MW-6	1604004-005A	Water	03/29/2016 10:35	GC39B	118911

Analytes	Result	RL	DF	Date Analyzed
TPH-Jet Fuel (C9-C18)	ND	50	1	04/04/2016 23:21

Surrogates	REC (%)	Limits
C9	95	70-130

Analyst(s): TK

Client ID	Lab ID	Matrix	Date Collected	Instrument	Batch ID
MW-6	1604004-006A	Water	03/29/2016 09:05	GC39B	118911

Analytes	Result	RL	DF	Date Analyzed
TPH-Jet Fuel (C9-C18)	ND	50	1	04/04/2016 22:04

Surrogates	REC (%)	Limits
C9	95	70-130

Analyst(s): TK

Client ID	Lab ID	Matrix	Date Collected	Instrument	Batch ID
MW-7	1604004-007A	Water	03/29/2016 08:20	GC39B	118911

Analytes	Result	RL	DF	Date Analyzed
TPH-Jet Fuel (C9-C18)	ND	500	10	04/02/2016 07:42

Surrogates	REC (%)	Limits
C9	95	70-130

Analyst(s): TK

Analytical Comments: a3

Client ID	Lab ID	Matrix	Date Collected	Instrument	Batch ID
MW-8	1604004-008A	Water	03/29/2016 12:10	GC39B	118911

Analytes	Result	RL	DF	Date Analyzed
TPH-Jet Fuel (C9-C18)	ND	50	1	04/04/2016 20:46

Surrogates	REC (%)	Limits
C9	94	70-130

Analyst(s): TK

(Cont.)

NELAP 4033ORELAP

Angela Rydelius, Lab Manager



Analytical Report

Client: Pace Analytical Services
Date Received: 4/1/16 12:22
Date Prepared: 4/1/16
Project: 1263303; Rolls-Royce Engine Test Facility

WorkOrder: 1604004
Extraction Method: SW3510C
Analytical Method: SW8015B
Unit: µg/L

Total Extractable Petroleum Hydrocarbons w/out SG Clean-Up

Client ID	Lab ID	Matrix	Date Collected	Instrument	Batch ID
MW-9	1604004-009A	Water	03/29/2016 09:08	GC39B	118911

Analytes	Result	RL	DF	Date Analyzed
TPH-Jet Fuel (C9-C18)	ND	500	10	04/02/2016 10:17

Surrogates	REC (%)	Limits	Date Analyzed
C9	100	70-130	04/02/2016 10:17

Analyst(s): TK **Analytical Comments:** a3

Client ID	Lab ID	Matrix	Date Collected	Instrument	Batch ID
MW-10	1604004-010A	Water	03/29/2016 10:28	GC39B	118911

Analytes	Result	RL	DF	Date Analyzed
TPH-Jet Fuel (C9-C18)	130	50	1	04/05/2016 01:57

Surrogates	REC (%)	Limits	Date Analyzed
C9	95	70-130	04/05/2016 01:57

Analyst(s): TK **Analytical Comments:** e2

Client ID	Lab ID	Matrix	Date Collected	Instrument	Batch ID
MW-11	1604004-011A	Water	03/29/2016 09:50	GC39B	118911

Analytes	Result	RL	DF	Date Analyzed
TPH-Jet Fuel (C9-C18)	91	50	1	04/05/2016 03:15

Surrogates	REC (%)	Limits	Date Analyzed
C9	96	70-130	04/05/2016 03:15

Analyst(s): TK **Analytical Comments:** e2

Client ID	Lab ID	Matrix	Date Collected	Instrument	Batch ID
MW-12	1604004-012A	Water	03/29/2016 11:55	GC39A	118911

Analytes	Result	RL	DF	Date Analyzed
TPH-Jet Fuel (C9-C18)	ND	50	1	04/04/2016 18:11

Surrogates	REC (%)	Limits	Date Analyzed
C9	108	70-130	04/04/2016 18:11

Analyst(s): TK

(Cont.)



Analytical Report

Client: Pace Analytical Services
Date Received: 4/1/16 12:22
Date Prepared: 4/1/16
Project: 1263303; Rolls-Royce Engine Test Facility

WorkOrder: 1604004
Extraction Method: SW3510C
Analytical Method: SW8015B
Unit: µg/L

Total Extractable Petroleum Hydrocarbons w/out SG Clean-Up

Client ID	Lab ID	Matrix	Date Collected	Instrument	Batch ID
MW-13	1604004-013A	Water	03/29/2016 12:45	GC39A	118911

Analytes	Result	RL	DF	Date Analyzed
TPH-Jet Fuel (C9-C18)	540	500	10	04/02/2016 07:42

Surrogates	REC (%)	Limits	Date Analyzed
C9	103	70-130	04/02/2016 07:42

Analyst(s): TK **Analytical Comments:** e2,e8

Client ID	Lab ID	Matrix	Date Collected	Instrument	Batch ID
MW-14	1604004-014A	Water	03/29/2016 10:55	GC39A	118911

Analytes	Result	RL	DF	Date Analyzed
TPH-Jet Fuel (C9-C18)	150	50	1	04/05/2016 01:57

Surrogates	REC (%)	Limits	Date Analyzed
C9	110	70-130	04/05/2016 01:57

Analyst(s): TK **Analytical Comments:** e2

Client ID	Lab ID	Matrix	Date Collected	Instrument	Batch ID
MW-15	1604004-015A	Water	03/29/2016 10:30	GC39A	118911

Analytes	Result	RL	DF	Date Analyzed
TPH-Jet Fuel (C9-C18)	ND	50	1	04/04/2016 19:28

Surrogates	REC (%)	Limits	Date Analyzed
C9	107	70-130	04/04/2016 19:28

Analyst(s): TK

Client ID	Lab ID	Matrix	Date Collected	Instrument	Batch ID
MW-17	1604004-016A	Water	03/29/2016 09:50	GC39A	118911

Analytes	Result	RL	DF	Date Analyzed
TPH-Jet Fuel (C9-C18)	ND	50	1	04/04/2016 23:21

Surrogates	REC (%)	Limits	Date Analyzed
C9	110	70-130	04/04/2016 23:21

Analyst(s): TK

(Cont.)



Analytical Report

Client: Pace Analytical Services
Date Received: 4/1/16 12:22
Date Prepared: 4/1/16
Project: 1263303; Rolls-Royce Engine Test Facility

WorkOrder: 1604004
Extraction Method: SW3510C
Analytical Method: SW8015B
Unit: µg/L

Total Extractable Petroleum Hydrocarbons w/out SG Clean-Up

Client ID	Lab ID	Matrix	Date Collected	Instrument	Batch ID
NPORD MW-3	1604004-017A	Water	03/29/2016 13:10	GC39A	118911

Analytes	Result	RL	DF	Date Analyzed
TPH-Jet Fuel (C9-C18)	ND	50	1	04/04/2016 20:46

Surrogates	REC (%)	Limits	Date Analyzed
C9	108	70-130	04/04/2016 20:46

Analyst(s): TK

Client ID	Lab ID	Matrix	Date Collected	Instrument	Batch ID
NPORD MW-4	1604004-018A	Water	03/29/2016 11:25	GC39A	118911

Analytes	Result	RL	DF	Date Analyzed
TPH-Jet Fuel (C9-C18)	290	50	1	04/04/2016 22:04

Surrogates	REC (%)	Limits	Date Analyzed
C9	109	70-130	04/04/2016 22:04

Analyst(s): TK

Analytical Comments: e2



Quality Control Report

Client:	Pace Analytical Services	WorkOrder:	1604004
Date Prepared:	4/1/16	BatchID:	118911
Date Analyzed:	4/1/16	Extraction Method:	SW3510C
Instrument:	GC39B	Analytical Method:	SW8015B
Matrix:	Water	Unit:	µg/L
Project:	1263303; Rolls-Royce Engine Test Facility	Sample ID:	MB/LCS/LCSD-118911

QC Report for SW8015B w/out SG Clean-Up

Analyte	MB Result	RL	SPK Val	MB SS %REC	MB SS Limits
TPH-Diesel (C10-C23)	ND	50	-	-	-
TPH-Motor Oil (C18-C36)	ND	250	-	-	-
Surrogate Recovery					
C9	576		625	92	65-122

Analyte	LCS Result	LCSD Result	SPK Val	LCS %REC	LCSD %REC	LCS/LCSD Limits	RPD	RPD Limit
TPH-Diesel (C10-C23)	1190	1060	1000	119	106	61-157	10.8	30
Surrogate Recovery								
C9	587	586	625	94	94	65-122	0	30

1534 Willow Pass Rd
Pittsburg, CA 94565-1701
(925) 252-9262

CHAIN-OF-CUSTODY RECORD

WorkOrder: 1604004

ClientCode: KIFF

WaterTrax
 WriteOn
 EDF
 Excel
 EquiS
 Email
 HardCopy
 ThirdParty
 J-flag

Report to:

Scott Forbes
Pace Analytical Services
2795 Second Street, Ste. 300
Davis, CA 95616
(530) 297-4800 FAX: (530) 297-4808

Email: scott.forbes@pacelabs.com
cc/3rd Party:
PO: 1263303
ProjectNo: 1263303; Rolls-Royce Engine Test Facility

Bill to:
Accounts Payable
Pace Analytical Services
2795 2nd Street Ste. 300
Davis, CA 95616

Requested TAT: 5 days;

Date Received: 04/01/2016

Date Logged: 04/01/2016

Lab ID	Client ID	Matrix	Collection Date	Hold	Requested Tests (See legend below)														
					1	2	3	4	5	6	7	8	9	10	11	12			
1604004-001	MW-1	Water	3/29/2016 8:27	<input type="checkbox"/>	A	A													
1604004-002	MW-2	Water	3/29/2016 11:12	<input type="checkbox"/>		A													
1604004-003	MW-3	Water	3/29/2016 11:30	<input type="checkbox"/>		A													
1604004-004	MW-4	Water	3/29/2016 9:50	<input type="checkbox"/>		A													
1604004-005	MW-5	Water	3/29/2016 10:35	<input type="checkbox"/>		A													
1604004-006	MW-6	Water	3/29/2016 9:05	<input type="checkbox"/>		A													
1604004-007	MW-7	Water	3/29/2016 8:20	<input type="checkbox"/>		A													
1604004-008	MW-8	Water	3/29/2016 12:10	<input type="checkbox"/>		A													
1604004-009	MW-9	Water	3/29/2016 9:08	<input type="checkbox"/>		A													
1604004-010	MW-10	Water	3/29/2016 10:28	<input type="checkbox"/>		A													
1604004-011	MW-11	Water	3/29/2016 9:50	<input type="checkbox"/>		A													
1604004-012	MW-12	Water	3/29/2016 11:55	<input type="checkbox"/>		A													
1604004-013	MW-13	Water	3/29/2016 12:45	<input type="checkbox"/>		A													
1604004-014	MW-14	Water	3/29/2016 10:55	<input type="checkbox"/>		A													
1604004-015	MW-15	Water	3/29/2016 10:30	<input type="checkbox"/>		A													

Test Legend:

1 PREDF REPORT
5
9

2 TPH_W
6
10

3
7
11

4
8
12

Prepared by: Maria Venegas

Comments:

NOTE: Soil samples are discarded 60 days after results are reported unless other arrangements are made (Water samples are 30 days). Hazardous samples will be returned to client or disposed of at client expense.

1534 Willow Pass Rd
Pittsburg, CA 94565-1701
(925) 252-9262

CHAIN-OF-CUSTODY RECORD

WorkOrder: 1604004

ClientCode: KIFF

- WaterTrax
 WriteOn
 EDF
 Excel
 EQuIS
 Email
 HardCopy
 ThirdParty
 J-flag

Report to:

Scott Forbes
Pace Analytical Services
2795 Second Street, Ste. 300
Davis, CA 95616
(530) 297-4800 FAX: (530) 297-4808

Email: scott.forbes@pacelabs.com
cc/3rd Party:
PO: 1263303
ProjectNo: 1263303; Rollis-Royce Engine Test Facility

Bill to:

Accounts Payable
Pace Analytical Services
2795 2nd Street Ste. 300
Davis, CA 95616

Requested TAT: 5 days;

Date Received: 04/01/2016

Date Logged: 04/01/2016

Lab ID	Client ID	Matrix	Collection Date	Hold	Requested Tests (See legend below)												
					1	2	3	4	5	6	7	8	9	10	11	12	
1604004-016	MW-17	Water	3/29/2016 9:50	<input type="checkbox"/>		A											
1604004-017	NPORD MW-3	Water	3/29/2016 13:10	<input type="checkbox"/>		A											
1604004-018	NPORD MW-4	Water	3/29/2016 11:25	<input type="checkbox"/>		A											

Test Legend:

1 | PREDF REPORT

5 |

9 |

2 | TPH_W

6 |

10 |

3 |

7 |

11 |

4 |

8 |

12 |

Prepared by: Maria Venegas

Comments:

NOTE: Soil samples are discarded 60 days after results are reported unless other arrangements are made (Water samples are 30 days). Hazardous samples will be returned to client or disposed of at client expense.



WORK ORDER SUMMARY

Client Name: PACE ANALYTICAL SERVICES
Project: 1263303; Rolls-Royce Engine Test Facility
Comments:

QC Level: LEVEL 2
Client Contact: Scott Forbes
Contact's Email: scott.forbes@pacelabs.com

Work Order: 1604004
Date Logged: 4/1/2016

WaterTrax
 WriteOn
 EDF
 Excel
 Fax
 Email
 HardCopy
 ThirdParty
 J-flag

Lab ID	Client ID	Matrix	Test Name	Containers /Composites	Bottle & Preservative	De-chlorinated	Collection Date & Time	TAT	Sediment Content	Hold	SubOut
1604004-001A	MW-1	Water	SW8015B (TEPHs) <TPH-Jet Fuel (C9-C18)>	2	VOA w/ HCl	<input type="checkbox"/>	3/29/2016 8:27	5 days	Present	<input type="checkbox"/>	
1604004-002A	MW-2	Water	SW8015B (TEPHs) <TPH-Jet Fuel (C9-C18)>	2	VOA w/ HCl	<input type="checkbox"/>	3/29/2016 11:12	5 days	1%+	<input type="checkbox"/>	
1604004-003A	MW-3	Water	SW8015B (TEPHs) <TPH-Jet Fuel (C9-C18)>	2	VOA w/ HCl	<input type="checkbox"/>	3/29/2016 11:30	5 days	Present	<input type="checkbox"/>	
1604004-004A	MW-4	Water	SW8015B (TEPHs) <TPH-Jet Fuel (C9-C18)>	2	VOA w/ HCl	<input type="checkbox"/>	3/29/2016 9:50	5 days	Present	<input type="checkbox"/>	
1604004-005A	MW-5	Water	SW8015B (TEPHs) <TPH-Jet Fuel (C9-C18)>	2	VOA w/ HCl	<input type="checkbox"/>	3/29/2016 10:35	5 days	Present	<input type="checkbox"/>	
1604004-006A	MW-6	Water	SW8015B (TEPHs) <TPH-Jet Fuel (C9-C18)>	2	VOA w/ HCl	<input type="checkbox"/>	3/29/2016 9:05	5 days	Present	<input type="checkbox"/>	
1604004-007A	MW-7	Water	SW8015B (TEPHs) <TPH-Jet Fuel (C9-C18)>	2	VOA w/ HCl	<input type="checkbox"/>	3/29/2016 8:20	5 days	Present	<input type="checkbox"/>	
1604004-008A	MW-8	Water	SW8015B (TEPHs) <TPH-Jet Fuel (C9-C18)>	2	VOA w/ HCl	<input type="checkbox"/>	3/29/2016 12:10	5 days	Present	<input type="checkbox"/>	
1604004-009A	MW-9	Water	SW8015B (TEPHs) <TPH-Jet Fuel (C9-C18)>	2	VOA w/ HCl	<input type="checkbox"/>	3/29/2016 9:08	5 days	Present	<input type="checkbox"/>	
1604004-010A	MW-10	Water	SW8015B (TEPHs) <TPH-Jet Fuel (C9-C18)>	2	VOA w/ HCl	<input type="checkbox"/>	3/29/2016 10:28	5 days	Present	<input type="checkbox"/>	
1604004-011A	MW-11	Water	SW8015B (TEPHs) <TPH-Jet Fuel (C9-C18)>	2	VOA w/ HCl	<input type="checkbox"/>	3/29/2016 9:50	5 days	Present	<input type="checkbox"/>	
1604004-012A	MW-12	Water	SW8015B (TEPHs) <TPH-Jet Fuel (C9-C18)>	2	VOA w/ HCl	<input type="checkbox"/>	3/29/2016 11:55	5 days	Present	<input type="checkbox"/>	

NOTES: - STLC and TCLP extractions require 2 days to complete; therefore, all TATs begin after the extraction is completed (i.e., One-day TAT yields results in 3 days from sample submission).
 - MAI assumes that all material present in the provided sampling container is considered part of the sample - MAI does not exclude any material from the sample prior to sample preparation unless requested in writing by the client.



WORK ORDER SUMMARY

Client Name: PACE ANALYTICAL SERVICES
Project: 1263303; Rolls-Royce Engine Test Facility
Comments:

QC Level: LEVEL 2
Client Contact: Scott Forbes
Contact's Email: scott.forbes@pacelabs.com

Work Order: 1604004
Date Logged: 4/1/2016

WaterTrax WriteOn EDF Excel Fax Email HardCopy ThirdParty J-flag

Lab ID	Client ID	Matrix	Test Name	Containers /Composites	Bottle & Preservative	De-chlorinated	Collection Date & Time	TAT	Sediment Content	Hold	SubOut
1604004-013A	MW-13	Water	SW8015B (TEPHs) <TPH-Jet Fuel (C9-C18)>	2	VOA w/ HCl	<input type="checkbox"/>	3/29/2016 12:45	5 days	Present	<input type="checkbox"/>	
1604004-014A	MW-14	Water	SW8015B (TEPHs) <TPH-Jet Fuel (C9-C18)>	2	VOA w/ HCl	<input type="checkbox"/>	3/29/2016 10:55	5 days	Present	<input type="checkbox"/>	
1604004-015A	MW-15	Water	SW8015B (TEPHs) <TPH-Jet Fuel (C9-C18)>	2	VOA w/ HCl	<input type="checkbox"/>	3/29/2016 10:30	5 days	Present	<input type="checkbox"/>	
1604004-016A	MW-17	Water	SW8015B (TEPHs) <TPH-Jet Fuel (C9-C18)>	2	VOA w/ HCl	<input type="checkbox"/>	3/29/2016 9:50	5 days	Present	<input type="checkbox"/>	
1604004-017A	NPORD MW-3	Water	SW8015B (TEPHs) <TPH-Jet Fuel (C9-C18)>	2	VOA w/ HCl	<input type="checkbox"/>	3/29/2016 13:10	5 days	Present	<input type="checkbox"/>	
1604004-018A	NPORD MW-4	Water	SW8015B (TEPHs) <TPH-Jet Fuel (C9-C18)>	2	VOA w/ HCl	<input type="checkbox"/>	3/29/2016 11:25	5 days	Present	<input type="checkbox"/>	

NOTES: - STLC and TCLP extractions require 2 days to complete; therefore, all TATs begin after the extraction is completed (i.e., One-day TAT yields results in 3 days from sample submission).
 - MAI assumes that all material present in the provided sampling container is considered part of the sample - MAI does not exclude any material from the sample prior to sample preparation unless requested in writing by the client.

22									
Transfers	Released By	Date/Time	Received By	Date/Time	Comments				
1	<i>PAW Analyst</i>	03/16 1600	<i>Mona D</i>	4/1/14 0905	Please provide a Geotracker EDF				
2									
3									
Cooler Temperature on Receipt °C		Custody Seal Y or N		Received on Ice Y or N		Samples Intact Y or N			

Global ID: T06019775776
 Log Code: GRD

TRK# 7760 0931 8550
 0201

4.0

CONDITION	APPROPRIATE
CONTAINERS	CONTAINERS
DECISION IN LAB	PRESERVED IN LAB
RESERVATION	VOAS Q&G METALS OTHER



Sample Receipt Checklist

Client Name: **Pace Analytical Services**
 Project Name: **1263303; Rolls-Royce Engine Test Facility**
 WorkOrder No: **1604004** Matrix: Water
 Carrier: FedEx

Date and Time Received: **4/1/2016 09:05**
 Date Logged: **4/1/2016**
 Received by: **Maria Venegas**
 Logged by: **Maria Venegas**

Chain of Custody (COC) Information

Chain of custody present?	Yes <input checked="" type="checkbox"/>	No <input type="checkbox"/>
Chain of custody signed when relinquished and received?	Yes <input checked="" type="checkbox"/>	No <input type="checkbox"/>
Chain of custody agrees with sample labels?	Yes <input checked="" type="checkbox"/>	No <input type="checkbox"/>
Sample IDs noted by Client on COC?	Yes <input checked="" type="checkbox"/>	No <input type="checkbox"/>
Date and Time of collection noted by Client on COC?	Yes <input checked="" type="checkbox"/>	No <input type="checkbox"/>
Sampler's name noted on COC?	Yes <input type="checkbox"/>	No <input checked="" type="checkbox"/>

Sample Receipt Information

Custody seals intact on shipping container/cooler?	Yes <input type="checkbox"/>	No <input type="checkbox"/>	NA <input checked="" type="checkbox"/>
Shipping container/cooler in good condition?	Yes <input checked="" type="checkbox"/>	No <input type="checkbox"/>	
Samples in proper containers/bottles?	Yes <input checked="" type="checkbox"/>	No <input type="checkbox"/>	
Sample containers intact?	Yes <input checked="" type="checkbox"/>	No <input type="checkbox"/>	
Sufficient sample volume for indicated test?	Yes <input checked="" type="checkbox"/>	No <input type="checkbox"/>	

Sample Preservation and Hold Time (HT) Information

All samples received within holding time?	Yes <input checked="" type="checkbox"/>	No <input type="checkbox"/>	
Sample/Temp Blank temperature	Temp: 4°C		NA <input type="checkbox"/>
Water - VOA vials have zero headspace / no bubbles?	Yes <input checked="" type="checkbox"/>	No <input type="checkbox"/>	NA <input type="checkbox"/>
Sample labels checked for correct preservation?	Yes <input checked="" type="checkbox"/>	No <input type="checkbox"/>	
pH acceptable upon receipt (Metal: <2; 522: <4; 218.7: >8)?	Yes <input type="checkbox"/>	No <input type="checkbox"/>	NA <input checked="" type="checkbox"/>
Samples Received on Ice?	Yes <input checked="" type="checkbox"/>	No <input type="checkbox"/>	

(Ice Type: WET ICE)

UCMR3 Samples:

Total Chlorine tested and acceptable upon receipt for EPA 522?	Yes <input type="checkbox"/>	No <input type="checkbox"/>	NA <input checked="" type="checkbox"/>
Free Chlorine tested and acceptable upon receipt for EPA 218.7, 300.1, 537, 539?	Yes <input type="checkbox"/>	No <input type="checkbox"/>	NA <input checked="" type="checkbox"/>

 Comments: