



Rolls-Royce

Rolls-Royce Engine Services-Oakland Inc.
7200 Earhart Road
Oakland, California 94621-4504
(510) 613-1000

December 16, 2014

RECEIVED

By Alameda County Environmental Health at 1:02 pm, Jan 14, 2015

Alameda County Environmental Health
1131 Harbor Bay Parkway, Suite 250
Alameda, CA 94502-6577

**Subject: Rolls-Royce Engine Services Test Facility
6701 Old Earhart Road
Oakland, California
Alameda County Site #RO0002606**

I have reviewed the attached routine groundwater monitoring report dated December 22, 2014.

I agree with the conclusions and recommendation presented in the referenced report. The information in this report is accurate to the best of my knowledge. This report was prepared by Gettler-Ryan Incorporated, whose assistance and advice I have relied upon.

I declare under penalty of perjury that the foregoing is true and correct.

Sincerely,

Dave Goldberg
Facilities HS&E Specialist



December 22, 2014

Mr. Keith Nowell
Alameda County Environmental Health Department
1131 Harbor Bay Parkway, Ste. 250
Alameda, California 94502

**Subject: Second Semi-Annual 2014 Event
Groundwater Monitoring and Sampling Report
Rolls-Royce Engine Services Test Facility
6701 Old Earhart Road, Oakland, California
Alameda County Site #RO0002606**

Mr. Nowell,

On behalf of Rolls-Royce Engine Services-Oakland Inc. (R-R), Gettler-Ryan Inc. (GR) has prepared this Second Semi-Annual 2014 Event, Groundwater Monitoring and Sampling Report for the site referenced above. This report describes the field and analytical methods, provides a summary of groundwater monitoring results, and presents conclusions and recommendations regarding groundwater conditions at the site.

SITE LOCATION AND DESCRIPTION

The subject site is located at 6701 Old Earhart Road, adjacent to the Metropolitan Oakland International Airport (MOIA)-North Field, Oakland, California (Figure 1). Topography in the vicinity of the subject site is relatively flat at an average elevation of approximately 7.5 feet above mean sea level. The closest surface water is within the tidal wetlands bordering the site to the east.

Pertinent site features consist of six engine test cells with auxiliary structures (sheds, pumphouse, waste water sumps, aboveground oil/water separator, control buildings, gas conditioning facility, air receivers, cooling towers, flare stack, etc), one 30,000-gallon aboveground liquefied petroleum fuel tank, one 10,000-gallon jet A fuel underground storage tank (UST) and two paired 8,000-gallon jet A fuel USTs. Pertinent site features and the location of the USTs are shown on Figure 2.

For site background and previous environmental investigation, please refer to GR report No. 25-948218.07, *Well Installation Report*, dated January 11, 2008.

GROUNDWATER MONITORING

On October 16, 2014, GR personnel conducted semi-annual groundwater monitoring of nineteen wells (MW-1 through MW-15, MW-17, MW-18, NPORD MW-3 and NPORD MW-4). Work at the site included measuring static groundwater levels, evaluating groundwater in the wells for the presence of petroleum hydrocarbons, and purging and sampling the wells for laboratory analysis. Groundwater monitoring and sampling were performed in accordance with GR Field Methods and Procedures, Groundwater Sampling (attached).

On October 16, 2014, GR collected depth to groundwater measurements in nineteen wells (MW-1 through MW-15, MW-17, MW-18, NPORD MW-3 and NPORD MW-4) and checked groundwater for the presence of Separate-Phase Hydrocarbons (SPH). No SPH were detected in any wells during this event. Water level data, groundwater elevations, and SPH thicknesses are presented in attached Table 1. SPH thicknesses and approximate SPH volumes purged are summarized in Table 3. Field data sheets for this event are attached.

Rolls-Royce personnel have been periodically removing SPH present in well MW-18 through the use of absorbent socks. SPH removal logs for the most recent and historic events are attached to this report.

Groundwater monitoring wells MW-1 through MW-15, MW-17, MW-18, NPORD MW-3 and NPORD MW-4 were purged and sampled on the same date they were monitored. Groundwater samples were submitted under chain-of-custody protocol to Kiff Analytical (NELAP #08263CA) of Davis, California. A copy of the laboratory analytical reports and chain-of-custody documents are attached. Purge water generated from the sampling activities was stored onsite in 55-gallon DOT approved drums pending disposal. GR understands that the disposal of water generated will be handled by R-R.

ANALYTICAL METHODS

Groundwater samples were analyzed for Total Petroleum Hydrocarbons as gasoline (TPHg), Benzene, Toluene, Ethylbenzene, and total Xylenes (BTEX), Methyl-tert Butyl Ether (MtBE), and naphthalene by EPA Method 8260B, and for Total Petroleum Hydrocarbons as diesel (TPHd), Total Petroleum Hydrocarbons as motor oil (TPHmo), and Total Petroleum Hydrocarbons as jet fuel (TPHjf) by modified EPA Method 8015. Current and historic groundwater analytical results are presented in Tables 1 and 2.

RESULTS

Groundwater Gradient

On October 16, 2014, the groundwater flow direction was to the south at hydraulic gradients of 0.01 to 0.03 ft/ft. A Potentiometric Map is presented as Figure 3.

Analytical Results

TPHd was detected in groundwater samples collected from twelve wells at concentrations ranging from 55 parts per billion (ppb) in well MW-4 to 12,000 ppb in well MW-18. Concentrations of TPHmo were detected in twelve wells at levels ranging from 180 ppb in well MW-4 to 25,000 ppb in well MW-18. TPHjf were detected in fourteen wells at concentrations ranging from 93 ppb in well MW-2 to 17,000 ppb in well MW-18.

TPHg was detected in wells MW-3, MW-13 and MW-18 at concentrations of 95 ppb, 180 ppb and 450 ppb, respectively. Concentrations of TPHg were reported below the laboratory method detection limits in water samples collected from the remaining wells.

BTEX constituents were reported as below the laboratory method detection limits in all of the wells except for 0.77 ppb total Xylenes detected in MW-18. MtBE was detected in wells MW-13, MW-14 and MW-18 at concentrations of 1.9 ppb, 0.83 ppb and 2.2 ppb, respectively. Concentrations of Naphthalene were reported below the laboratory method detection limits in water samples collected from the wells. TPHg, TPHd, TPHmo and TPHjf concentrations are presented on Figure 4.

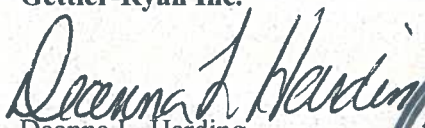
CONCLUSIONS AND RECOMMENDATIONS

Based on the results of this groundwater monitoring and sampling event, GR concludes and recommends the following:

- Concentrations of TPHd, TPHmo and TPHjf in groundwater samples were generally consistent with those observed during the previous monitoring and sampling events;
- Concentrations of TPHg were limited to the vicinity of wells MW-3, MW-13 and MW-18;
- No measurable thickness of Separate-Phase Hydrocarbons was detected in MW-18;
- GR recommends the continuation of the current semi-annual monitoring and sampling program for the site. SPH will continue to be removed from well MW-18 on a periodic basis.

If you have any questions about this report, please feel free to contact our Dublin office at (925) 551-7555.

Sincerely,
Gettler-Ryan Inc.


Deanna L. Harding
Project Manager


Hagop Kevork
P.E. No. C55734



Attachments: Table 1, Groundwater Monitoring Results
Table 2, Field Measurements and Groundwater Analytical Results
Table 3, SPH Thickness and Volumes Purged - MW-18
Figure 1, Vicinity Map
Figure 2, Site Plan
Figure 3, Potentiometric Map
Figure 4, Concentration Map
GR Field Methods and Procedures
Field Data Sheets
SPH Removal Logs
Laboratory Analytical Report and Chain of Custody

CC: Mr. Dave Goldberg, Rolls-Royce Engine Services-Oakland Inc
Ms. Colleen Liang, Port of Oakland

Table 1
Groundwater Monitoring Data and Analytical Results
Rolls-Royce Engine Services Test Facility
6701 Old Earhart Road
Oakland, California

WELL ID/ DATE	TOC* (ft.)	DTW (ft.)	SPHT (ft.)	GWE (msl)	TPH-G (µg/L)	TPH-D ¹ (µg/L)	TPH-MO (µg/L)	TPH-JF (µg/L)	B (µg/L)	T (µg/L)	E (µg/L)	X (µg/L)	MTBE (µg/L)	Napthalene (µg/L)	SVOC (µg/L)
MW-1															
10/03/07	7.17	3.04	0.00	4.13	<50	<50	<100	<50	<0.50	<0.50	<0.50	<0.50	<0.50	<0.50	NA
03/14/08	7.17	3.02	0.00	4.15	<50	<50	<100	<50	<0.50	<0.50	<0.50	<0.50	<0.50	<0.50	NA
06/26/08	7.17	3.38	0.00	3.79	<50	<50	<100	51 ⁷	<0.50	<0.50	<0.50	<0.50	<0.50	<0.50	NA
09/25/08	7.17	3.03	0.00	4.14	<50	<50	<100	<50	<0.50	<0.50	<0.50	<0.50	<0.50	<0.50	NA
12/19/08	7.17	2.82	0.00	4.35	<50	<50	<100	<50	<0.50	<0.50	<0.50	<0.50	<0.50	<0.50	NA
03/26/09	7.17	3.30	0.00	3.87	<50	<50	<100	<50	<0.50	<0.50	<0.50	<0.50	<0.50	<0.50	NA
06/24/09	7.17	2.57	0.00	4.60	<50	<50	<100	<50	<0.50	<0.50	<0.50	<0.50	<0.50	<0.50	NA
09/24/09	7.17	3.08	0.00	4.09	<50	<50	<100	<50	<0.50	<0.50	<0.50	<0.50	<0.50	<0.50	NA
01/15/10	7.17	2.21	0.00	4.96	<50	<50	<100	<50	<0.50	<0.50	<0.50	<0.50	<0.50	<0.50	NA
09/09/10	7.17	2.95	0.00	4.22	<50	<50	<100	<50	<0.50	<0.50	<0.50	<0.50	<0.50	<0.50	NA
03/21/11	7.17	2.31	0.00	4.86	<50	<50	<100	<50	<0.50	<0.50	<0.50	<0.50	<0.50	<0.50	NA
09/02/11	7.17	2.94	0.00	4.23	<50	<50	<100	<50	<0.50	<0.50	<0.50	<0.50	<0.50	<0.50	NA
04/17/12	7.17	3.00	0.00	4.17	<50	<50	280 ²³	72 ¹⁸	<0.50	<0.50	<0.50	<0.50	<0.50	<0.50	NA
09/18/12	7.17	3.15	0.00	4.02	<50	<50	160	<50	<0.50	<0.50	<0.50	<0.50	<0.50	<0.50	NA
03/25/13	7.17	3.30	0.00	3.87	<50	<50	<100	59	<0.50	<0.50	<0.50	<0.50	<0.50	<0.50	NA
09/16/13	7.17	3.17	0.00	4.00	<50	<50	<100	<50	<0.50	<0.50	<0.50	<0.50	<0.50	<0.50	NA
06/26/14	7.17	2.85	0.00	4.32	<50	<50	<100	<50	<0.50	<0.50	<0.50	<0.50	<0.50	<0.50	NA
10/16/14	7.17	2.77	0.00	4.40	<50	<50	<100	<50	<0.50	<0.50	<0.50	<0.50	<0.50	<0.50	NA
MW-2															
10/03/07	7.03	2.80	0.00	4.23	<50	<50	<100	<50	<0.50	<0.50	<0.50	<0.50	<0.50	<0.50	NA
03/14/08	7.03	2.94	0.00	4.09	<50	<50	<100	<50	<0.50	<0.50	<0.50	<0.50	<0.50	<0.50	NA
06/26/08	7.03	3.32	0.00	3.71	<50	<50	<100	97 ⁷	<0.50	<0.50	<0.50	<0.50	<0.50	<0.50	NA
09/25/08	7.03	2.75	0.00	4.28	<50	<50	<100	410 ¹⁶	<0.50	<0.50	<0.50	<0.50	<0.50	<0.50	NA
12/19/08	7.03	2.54	0.00	4.49	<50	<50	<100	<50	<0.50	<0.50	<0.50	<0.50	<0.50	<0.50	NA
03/26/09	7.03	3.15	0.00	3.88	<50	<50	<100	<50	<0.50	<0.50	<0.50	<0.50	<0.50	<0.50	NA
06/24/09	7.03	2.52	0.00	4.51	<50	<50	<100	<50	<0.50	<0.50	<0.50	<0.50	<0.50	<0.50	NA
09/24/09	7.03	2.87	0.00	4.16	<50	<50	<100	<50	<0.50	<0.50	<0.50	<0.50	<0.50	<0.50	NA
01/15/10	7.03	2.15	0.00	4.88	<50	<50	<100	<50	<0.50	<0.50	<0.50	<0.50	<0.50	<0.50	NA
09/09/10	7.03	2.79	0.00	4.24	<50	<50	<100	<50	<0.50	<0.50	<0.50	<0.50	<0.50	<0.50	NA
03/21/11	7.03	1.92	0.00	5.11	<50	<50	<100	<50	<0.50	<0.50	<0.50	<0.50	<0.50	<0.50	NA
09/02/11	7.03	2.70	0.00	4.33	<50	<50	<100	<50	<0.50	<0.50	<0.50	<0.50	<0.50	<0.50	NA
04/17/12	7.03	2.41	0.00	4.62	<50	62 ⁶	340	170 ¹⁸	<0.50	<0.50	<0.50	<0.50	<0.50	<0.50	NA
09/18/12	7.03	3.03	0.00	4.00	<50	<50	190	51 ⁹	<0.50	<0.50	<0.50	<0.50	<0.50	<0.50	NA

Table 1
Groundwater Monitoring Data and Analytical Results
Rolls-Royce Engine Services Test Facility
6701 Old Earhart Road
Oakland, California

WELL ID/ DATE	TOC* (ft.)	DTW (ft.)	SPHT (ft.)	GWE (msl)	TPH-G (µg/L)	TPH-D ¹ (µg/L)	TPH-MO (µg/L)	TPH-JF (µg/L)	B (µg/L)	T (µg/L)	E (µg/L)	X (µg/L)	MTBE (µg/L)	Napthalene (µg/L)	SVOC (µg/L)
MW-2 (cont)															
03/25/13	7.03	3.21	0.00	3.82	<50	<50	<100	60	<0.50	<0.50	<0.50	<0.50	<0.50	<0.50	NA
09/16/13	7.03	2.85	0.00	4.18	<50	<50	<100	<50	<0.50	<0.50	<0.50	<0.50	<0.50	<0.50	NA
06/26/14	7.03	2.47	0.00	4.56	<50	53 ⁶	490	67 ¹⁸	<0.50	<0.50	<0.50	<0.50	<0.50	<0.50	NA
10/16/14	7.03	2.56	0.00	4.47	<50	110⁶	830	93¹⁸	<0.50	<0.50	<0.50	<0.50	<0.50	<0.50	NA
MW-3															
10/02/07	6.73	4.56	0.00	2.17	<50	<50	<100	410	<0.50	<0.50	<0.50	<0.50	1.6 ⁴	<0.50	NA
03/14/08	6.73	3.98	0.00	2.75	<50	<50	<100	120 ⁹	<0.50	<0.50	<0.50	<0.50	0.99	<0.50	NA
06/26/08	6.73	4.21	0.00	2.52	<50	<50	<100	610 ⁷	<0.50	1.7	<0.50	<0.50	0.93	<0.50	NA
09/25/08	6.73	4.25	0.00	2.48	<50	<50	<100	650 ¹⁶	<0.50	<0.50	<0.50	<0.50	1.2	<0.50	NA
12/19/08	6.73	4.25	0.00	2.48	<50	<50	<100	520 ¹⁸	<0.50	<0.50	<0.50	<0.50	1.2	<0.50	NA
03/26/09	6.73	3.82	0.00	2.91	<50	<50	<100	400 ¹⁸	<0.50	<0.50	<0.50	<0.50	0.69	<0.50	NA
06/24/09	6.73	4.21	0.00	2.52	<50	<50	<100	460	<0.50	<0.50	<0.50	<0.50	0.80	<0.50	NA
09/24/09	6.73	4.33	0.00	2.40	<50	<50	<100	400	<0.50	<0.50	<0.50	<0.50	0.70	<0.50	NA
01/15/10	6.73	3.92	0.00	2.81	<50	<50	110	420 ¹⁸	<0.50	<0.50	<0.50	<0.50	0.70	<0.50	NA
09/09/10	6.73	4.52	0.00	2.21	<50	<50	<100	450	<0.50	<0.50	<0.50	<0.50	0.62	<0.50	NA
03/21/11	6.73	3.20	0.00	3.53	<50	<50	500	400	<0.50	<0.50	<0.50	<0.50	<0.50	<0.50	NA
09/02/11	6.73	4.48	0.00	2.25	<50	70	340	590 ¹⁸	<0.50	<0.50	<0.50	<0.50	0.68	<0.50	NA
04/17/12	6.73	3.66	0.00	3.07	<50	56 ⁶	870	680 ¹⁸	<0.50	<0.50	<0.50	<0.50	<0.50	<0.50	NA
09/18/12	6.73	4.54	0.00	2.19	<50	<50	120	470	<0.50	<0.50	<0.50	<0.50	0.62	<0.50	NA
03/25/13	6.73	4.35	0.00	2.38	<50	<50	<100	760	<0.50	<0.50	<0.50	<0.50	<0.50	<0.50	NA
09/16/13	6.73	4.48	0.00	2.25	<50	62	210	520	<0.50	<0.50	<0.50	<0.50	<0.50	<0.50	NA
06/26/14	6.73	4.30	0.00	2.43	<50	<50	460	500 ¹⁸	<0.50	<0.50	<0.50	<0.50	<0.50	<0.50	NA
10/16/14	6.73	4.23	0.00	2.50	95	<50	210	440	<0.50	<0.50	<0.50	<0.50	<0.50	<0.50	NA
MW-4															
10/2/07 ⁴	9.79	5.81	0.00	3.98	<50	86	<100	280	<0.50	0.63	<0.50	<0.50	<0.50	<0.50	NA
03/14/08	9.79	5.82	0.00	3.97	<50	3,300	2,400	3,400 ⁷	<0.50	<0.50	<0.50	<0.50	<0.50	<0.50	NA
06/26/08	9.79	6.08	0.00	3.71	<50	2,300	1,900	2,700 ⁷	<0.50	<0.50	<0.50	<0.50	<0.50	<0.50	NA
09/25/08	9.79	5.98	0.00	3.81	<50	1,600	1,400	2,100 ¹⁶	<0.50	<0.50	<0.50	<0.50	<0.50	<0.50	NA
12/19/08	9.79	5.93	0.00	3.86	<50	<50 ¹⁹	<100 ¹⁹	440 ¹⁸	<0.50	<0.50	<0.50	<0.50	<0.50	<0.50	NA
03/26/09	9.79	5.65	0.00	4.14	<50	720	550	1,000 ¹⁸	<0.50	<0.50	<0.50	<0.50	<0.50	<0.50	NA
06/24/09	9.79	5.72	0.00	4.07	<50	<50	<100	480 ¹⁸	<0.50	<0.50	<0.50	<0.50	<0.50	<0.50	NA
09/24/09	9.79	5.85	0.00	3.94	<50	1,300	1,100	1,700 ¹⁸	<0.50	<0.50	<0.50	<0.50	<0.50	<0.50	NA

Table 1
Groundwater Monitoring Data and Analytical Results
Rolls-Royce Engine Services Test Facility
6701 Old Earhart Road
Oakland, California

WELL ID/ DATE	TOC* (ft.)	DTW (ft.)	SPHT (ft.)	GWE (msl)	TPH-G (µg/L)	TPH-D ¹ (µg/L)	TPH-MO (µg/L)	TPH-JF (µg/L)	B (µg/L)	T (µg/L)	E (µg/L)	X (µg/L)	MTBE (µg/L)	Napthalene (µg/L)	SVOC (µg/L)
MW-4 (cont)															
01/15/10	9.79	4.86	0.00	4.93	<50	210	280	580 ¹⁸	<0.50	<0.50	<0.50	<0.50	<0.50	<0.50	<10 - <50 ^{21,22}
09/09/10	9.79	5.75	0.00	4.04	<50	380 ⁶	510	680 ¹⁸	<0.50	<0.50	<0.50	<0.50	<0.50	<0.50	NA
03/21/11	9.79	4.95	0.00	4.84	<50	<50	<100	220	<0.50	<0.50	<0.50	<0.50	<0.50	<0.50	NA
09/02/11	9.79	5.76	0.00	4.03	<50	60	<100	490 ¹⁸	<0.50	<0.50	<0.50	<0.50	<0.50	<0.50	NA
04/17/12	9.79	4.98	0.00	4.81	<50	240 ⁶	920	1,000 ¹⁸	<0.50	<0.50	<0.50	<0.50	<0.50	<0.50	NA
09/18/12	9.79	5.92	0.00	3.87	<50	200 ⁶	600	780 ¹⁸	<0.50	<0.50	<0.50	<0.50	<0.50	<0.50	NA
03/25/13	9.79	5.90	0.00	3.89	<50	180	170	640	<0.50	<0.50	<0.50	<0.50	<0.50	<0.50	NA
09/16/13	9.79	5.78	0.00	4.01	<50	<50	150 ¹³	490 ¹⁸	<0.50	<0.50	<0.50	<0.50	<0.50	<0.50	NA
06/26/14	9.79	5.58	0.00	4.21	<50	73	250	330 ¹⁸	<0.50	<0.50	<0.50	<0.50	<0.50	<0.50	NA
10/16/14	9.79	5.36	0.00	4.43	<50	55⁶	180¹³	380¹⁸	<0.50	<0.50	<0.50	<0.50	<0.50	<0.50	NA
MW-5															
10/02/07	8.35	4.75	0.00	3.60	<50	5,600	11,000	5,300	<0.50	<0.50	<0.50	<0.50	<0.50	<0.50	NA
03/14/08	8.35	4.40	0.00	3.95	<50	1,200 ⁶	1,700	1,100 ⁷	<0.50	<0.50	<0.50	<0.50	<0.50	<0.50	NA
06/26/08	8.35	4.68	0.00	3.67	<50	1,400 ⁶	3,200	2,000 ⁷	<0.50	<0.50	<0.50	<0.50	<0.50	<0.50	NA
09/25/08	8.35	4.52	0.00	3.83	<50	670 ⁶	1,200	940 ¹⁶	<0.50	<0.50	<0.50	<0.50	<0.50	<0.50	NA
12/19/08	8.35	4.43	0.00	3.92	<50	2,100 ⁶	4,100	1,900 ¹⁸	<0.50	<0.50	<0.50	<0.50	<0.50	<0.50	NA
03/26/09	8.35	4.25	0.00	4.10	<50	2,400 ⁶	5,500	2,600 ¹⁸	<0.50	<0.50	<0.50	<0.50	<0.50	<0.50	NA
06/24/09	8.35	4.38	0.00	3.97	<50	1,300 ⁶	2,700	990 ¹⁸	<0.50	<0.50	<0.50	<0.50	<0.50	<0.50	NA
09/24/09	8.35	4.47	0.00	3.88	<50	1,400 ⁶	3,000	1,400 ¹⁸	<0.50	<0.50	<0.50	<0.50	<0.50	<0.50	NA
01/15/10	8.35	3.47	0.00	4.88	<50	450 ⁶	1,800	870 ¹⁸	<0.50	<0.50	<0.50	<0.50	<0.50	<0.50	NA
09/09/10	8.35	4.34	0.00	4.01	<50	890 ⁶	2,200	600 ¹⁸	<0.50	<0.50	<0.50	<0.50	<0.50	<0.50	NA
03/21/11	8.35	3.59	0.00	4.76	<50	670 ⁶	1,600	460 ¹⁸	<0.50	<0.50	<0.50	<0.50	<0.50	<0.50	NA
09/02/11	8.35	4.39	0.00	3.96	<50	310 ⁶	760	450 ¹⁸	<0.50	<0.50	<0.50	<0.50	<0.50	<0.50	NA
04/17/12	8.35	3.88	0.00	4.47	<50	450 ⁶	960	1,500 ¹⁸	<0.50	0.57	<0.50	<0.50	<0.50	<0.50	NA
09/18/12	8.35	4.54	0.00	3.81	<50	190 ⁶	470	470 ¹⁸	<0.50	<0.50	<0.50	<0.50	<0.50	<0.50	NA
03/25/13	8.35	4.58	0.00	3.77	<50	510 ⁶	1,200	680	<0.50	<0.50	<0.50	<0.50	<0.50	<0.50	NA
09/16/13	8.35	4.43	0.00	3.92	<50	2,000 ⁶	4,500	1,700 ¹⁸	<0.50	<0.50	<0.50	<0.50	<0.50	<0.50	NA
06/26/14	8.35	4.21	0.00	4.14	<50	180 ⁶	690	330 ¹⁸	<0.50	<0.50	<0.50	<0.50	<0.50	<0.50	NA
10/16/14	8.35	4.10	0.00	4.25	<50	160⁶	690	350¹⁸	<0.50	<0.50	<0.50	<0.50	<0.50	<0.50	NA
MW-6															
10/02/07	9.51	5.90	0.00	3.61	<50	3,000 ⁶	7,700	2,500 ⁷	<0.50	<0.50	0.86	1.1	<0.50	0.53	NA
03/14/08	9.51	5.55	0.00	3.96	<50	3,600 ¹⁰	7,600	2,800 ⁷	<0.50	<0.50	<0.50	<0.50	<0.50	<0.50	NA

Table 1
Groundwater Monitoring Data and Analytical Results
Rolls-Royce Engine Services Test Facility
6701 Old Earhart Road
Oakland, California

WELL ID/ DATE	TOC* (ft.)	DTW (ft.)	SPHT (ft.)	GWE (msl)	TPH-G (µg/L)	TPH-D ¹ (µg/L)	TPH-MO (µg/L)	TPH-JF (µg/L)	B (µg/L)	T (µg/L)	E (µg/L)	X (µg/L)	MTBE (µg/L)	Napthalene (µg/L)	SVOC (µg/L)
MW-6 (cont)															
06/26/08	9.51	5.80	0.00	3.71	<50	3,200 ¹⁰	9,400	3,200 ⁷	<0.50	<0.50	<0.50	<0.50	<0.50	<0.50	NA
09/25/08	9.51	5.69	0.00	3.82	<50	3,500 ¹⁰	8,800	3,800 ¹⁶	<0.50	<0.50	<0.50	<0.50	<0.50	<0.50	NA
12/19/08	9.51	5.43	0.00	4.08	<50	1,500 ¹⁰	5,500	1,200 ¹⁸	<0.50	<0.50	<0.50	<0.50	<0.50	<0.50	NA
03/26/09	9.51	5.38	0.00	4.13	<50	2,400 ⁶	6,800	1,800 ¹⁸	<0.50	<0.50	<0.50	<0.50	<0.50	<0.50	NA
06/24/09	9.51	5.46	0.00	4.05	<50	490 ⁶	1,600	450 ¹⁸	<0.50	<0.50	<0.50	<0.50	<0.50	<0.50	NA
09/24/09	9.51	5.60	0.00	3.91	<50	1,100 ¹⁰	3,400	860 ¹⁸	<0.50	<0.50	<0.50	<0.50	<0.50	<0.50	NA
01/15/10	9.51	4.57	0.00	4.94	<50	450 ⁶	2,700	790 ¹⁸	<0.50	<0.50	<0.50	<0.50	<0.50	<0.50	<10 - <50 ^{21,22}
09/09/10	9.51	5.45	0.00	4.06	<50	620 ⁶	2,800	370 ¹⁸	<0.50	<0.50	<0.50	<0.50	<0.50	<0.50	NA
03/21/11	9.51	4.68	0.00	4.83	<50	<50	200	100 ¹⁸	<0.50	<0.50	<0.50	<0.50	<0.50	<0.50	NA
09/02/11	9.51	5.50	0.00	4.01	<50	310 ⁶	970	260 ¹⁸	<0.50	<0.50	<0.50	<0.50	<0.50	<0.50	NA
04/17/12	9.51	5.25	0.00	4.26	<50	62 ¹	130 ²³	650 ¹⁸	<0.50	<0.50	<0.50	<0.50	<0.50	<0.50	NA
09/18/12	9.51	5.64	0.00	3.87	<50	400 ⁶	1,300	500 ¹⁸	<0.50	<0.50	<0.50	<0.50	<0.50	<0.50	NA
03/25/13	9.51	5.64	0.00	3.87	<50	290 ⁶	870	620	<0.50	<0.50	<0.50	<0.50	<0.50	<0.50	NA
09/16/13	9.51	5.51	0.00	4.00	<50	<50	<100 ¹³	200 ¹⁸	<0.50	<0.50	<0.50	<0.50	<0.50	<0.50	NA
06/26/14	9.51	5.30	0.00	4.21	<50	400 ⁶	2,600	490 ¹⁸	<0.50	<0.50	<0.50	<0.50	<0.50	<0.50	NA
10/16/14	9.51	5.18	0.00	4.33	<50	670⁶	4,400	680¹⁸	<0.50	<0.50	<0.50	<0.50	<0.50	<0.50	NA
MW-7															
10/02/07	9.23	5.68	0.00	3.55	<50	12,000 ⁶	34,000	9,100 ⁷	<0.50	<0.50	<0.50	<0.50	<0.50	0.76	NA
03/14/08	9.23	5.32	0.00	3.91	<50	7,900 ⁶	20,000	5,500 ¹¹	<0.50	<0.50	<0.50	<0.50	<0.50	3.5	NA
06/26/08	9.23	5.56	0.00	3.67	<50	3,300 ⁶	10,000	3,300 ⁷	<0.50	<0.50	<0.50	<0.50	<0.50	<0.50	NA
09/25/08	9.23	5.46	0.00	3.77	<50	5,300 ¹⁰	13,000	6,000 ¹⁶	<0.50	<0.50	<0.50	<0.50	<0.50	0.98	NA
12/19/08	9.23	5.38	0.00	3.85	<50	<50 ¹⁹	<100 ¹⁹	350 ¹⁸	<0.50	<0.50	<0.50	<0.50	<0.50	<0.50	NA
03/26/09	9.23	5.11	0.00	4.12	<50	710 ⁶	2,300	790 ¹⁸	<0.50	<0.50	<0.50	<0.50	<0.50	<0.50	NA
06/24/09	9.23	5.22	0.00	4.01	<50	<50	<100	390	<0.50	<0.50	<0.50	<0.50	<0.50	<0.50	NA
09/24/09	9.23	5.38	0.00	3.85	<50	950 ⁶	2,600	980 ¹⁸	<0.50	<0.50	<0.50	<0.50	<0.50	<0.50	NA
01/15/10	9.23	4.38	0.00	4.85	<50	910 ⁶	4,900	1,200 ¹⁸	<0.50	<0.50	<0.50	<0.50	<0.50	<0.50	<10 - <50 ^{21,22}
09/09/10	9.23	5.25	0.00	3.98	<50	1,800 ⁶	6,800	850 ¹⁸	<0.50	<0.50	<0.50	<0.50	<0.50	<0.50	NA
03/21/11	9.23	4.49	0.00	4.74	<50	<50	160	240 ¹⁸	<0.50	<0.50	<0.50	<0.50	<0.50	<0.50	NA
09/02/11	9.23	5.28	0.00	3.95	<50	2,100 ⁶	6,200	1,200 ¹⁸	<0.50	<0.50	<0.50	<0.50	<0.50	<0.50	NA
04/17/12	9.23	4.78	0.00	4.45	<50	810 ⁶	2,600	2,200 ¹⁸	<0.50	<0.50	<0.50	<0.50	<0.50	<0.50	NA
09/18/12	9.23	5.31	0.00	3.92	<50	510 ⁶	1,700	700 ¹⁸	<0.50	<0.50	<0.50	<0.50	<0.50	<0.50	NA
03/25/13	9.23	5.48	0.00	3.75	<50	1,100 ⁶	3,900	1,800	<0.50	<0.50	<0.50	<0.50	<0.50	<0.50	NA
09/16/13	9.23	5.31	0.00	3.92	<50	<50	<100	380 ¹⁸	<0.50	<0.50	<0.50	<0.50	<0.50	<0.50	NA

Table 1
Groundwater Monitoring Data and Analytical Results
 Rolls-Royce Engine Services Test Facility
 6701 Old Earhart Road
 Oakland, California

WELL ID/ DATE	TOC* (ft.)	DTW (ft.)	SPHT (ft.)	GWE (msl)	TPH-G (µg/L)	TPH-D ¹ (µg/L)	TPH-MO (µg/L)	TPH-JF (µg/L)	B (µg/L)	T (µg/L)	E (µg/L)	X (µg/L)	MTBE (µg/L)	Napthalene (µg/L)	SVOC (µg/L)
MW-7 (cont)															
06/26/14	9.23	5.09	0.00	4.14	<50	660 ⁶	4,100	830 ¹⁸	<0.50	<0.50	<0.50	<0.50	<0.50	<0.50	NA
10/16/14	9.23	5.01	0.00	4.22	<50	290 ⁶	2,000	520 ¹⁸	<0.50	<0.50	<0.50	<0.50	<0.50	<0.50	NA
MW-8															
09/14/07	8.25	4.65	0.00	3.60	<50	790 ³	2,700	1,000 ²	<0.50	<0.50	<0.50	<0.50	<0.50	<0.50	NA
03/14/08	Not able to sample well-no access agreement between Rolls-Royce and Port of Oakland														
07/03/08	8.25	4.49	0.00	3.76	<50	1,200 ⁶	4,400	1,800 ⁷	<0.50	<0.50	<0.50	<0.50	<0.50	<0.50	NA
09/25/08	8.25	4.41	0.00	3.84	<50	<50	130	140 ¹⁶	<0.50	<0.50	<0.50	<0.50	<0.50	<0.50	NA
12/19/08	8.25	4.31	0.00	3.94	<50	160 ⁶	840	340 ¹⁸	<0.50	<0.50	<0.50	<0.50	<0.50	<0.50	NA
03/26/09	8.25	4.05	0.00	4.20	<50	470 ³	1,500	570 ²	<0.50	<0.50	<0.50	<0.50	<0.50	<0.50	NA
06/24/09	8.25	4.21	0.00	4.04	<50	<50	<100	650 ²	<0.50	<0.50	<0.50	<0.50	<0.50	<0.50	NA
09/24/09	8.25	4.32	0.00	3.93	<50	130 ¹⁰	330	340 ¹⁸	<0.50	<0.50	<0.50	<0.50	<0.50	<0.50	NA
01/15/10	8.25	3.57	0.00	4.68	<50	120 ⁶	640	410 ¹⁸	<0.50	<0.50	<0.50	<0.50	<0.50	<0.50	NA
09/09/10	8.25	4.17	0.00	4.08	<50	82 ⁶	430	260 ¹⁸	<0.50	<0.50	<0.50	<0.50	<0.50	<0.50	NA
03/21/11	8.25	3.38	0.00	4.87	<50	<50	<100	<50	<0.50	<0.50	<0.50	<0.50	<0.50	<0.50	NA
09/02/11	8.25	4.22	0.00	4.03	<50	63 ⁶	<100	240 ¹⁸	<0.50	<0.50	<0.50	<0.50	<0.50	<0.50	NA
04/17/12	8.25	3.70	0.00	4.55	<50	69 ⁶	340	370 ¹⁸	<0.50	<0.50	<0.50	<0.50	<0.50	<0.50	NA
09/18/12	8.25	4.33	0.00	3.92	<50	62 ⁶	210	490 ¹⁸	<0.50	<0.50	<0.50	<0.50	<0.50	<0.50	NA
03/25/13	8.25	4.31	0.00	3.94	<50	<50	<100	300	<0.50	<0.50	<0.50	<0.50	<0.50	<0.50	NA
09/16/13	8.25	4.25	0.00	4.00	<50	96 ⁶	250	410 ¹⁸	<0.50	<0.50	<0.50	<0.50	<0.50	<0.50	NA
06/26/14	8.25	4.04	0.00	4.21	<50	72 ⁶	850	330 ¹⁸	<0.50	<0.50	<0.50	<0.50	<0.50	<0.50	NA
10/16/14	8.25	3.92	0.00	4.33	<50	110 ⁶	860	250 ¹⁸	<0.50	<0.50	<0.50	<0.50	<0.50	<0.50	NA
MW-9															
10/03/07	9.44	5.81	0.00	3.63	<50	7,700	10,000	6,700	<0.50	<0.50	<0.50	<0.50	<0.50 ⁴	<0.50	NA
03/14/08	9.44	5.51	0.00	3.93	<50	6,400	8,000	4,000 ⁷	<0.50	<0.50	<0.50	<0.50	<0.50	<0.50	NA
06/26/08	9.44	5.72	0.00	3.72	<50	1,600 ¹⁰	1,800	1,800 ⁷	<0.50	<0.50	<0.50	<0.50	<0.50	<0.50	NA
09/25/08	9.44	5.59	0.00	3.85	<50	5,900 ¹⁰	9,300	6,300 ¹⁶	<0.50	<0.50	<0.50	<0.50	<0.50	<0.50	NA
12/19/08	9.44	5.43	0.00	4.01	<50	4,100 ⁶	8,500	4,000 ¹⁸	<0.50	<0.50	<0.50	<0.50	<0.50	<0.50	NA
03/26/09	9.44	5.26	0.00	4.18	<50	6,900 ⁶	9,700	5,600 ¹⁸	<0.50	<0.50	<0.50	<0.50	<0.50	<0.50	NA
06/24/09	9.44	5.42	0.00	4.02	<50	2,900 ⁶	5,200	1,800 ¹⁸	<0.50	<0.50	<0.50	<0.50	<0.50	<0.50	NA
09/24/09	9.44	5.53	0.00	3.91	<50	600 ¹⁰	1,100	720 ¹⁸	<0.50	<0.50	<0.50	<0.50	<0.50	<0.50	NA
01/15/10	9.44	4.69	0.00	4.75	<50	1,300 ⁶	3,100	1,600 ¹⁸	<0.50	<0.50	<0.50	<0.50	<0.50	<0.50	<10 - <50 ^{21,22}
09/09/10	9.44	5.43	0.00	4.01	<50	1,900 ⁶	4,500	960 ¹⁸	<0.50	<0.50	<0.50	<0.50	<0.50	<0.50	NA

Table 1
Groundwater Monitoring Data and Analytical Results
 Rolls-Royce Engine Services Test Facility
 6701 Old Earhart Road
 Oakland, California

WELL ID/ DATE	TOC* (ft.)	DTW (ft.)	SPHT (ft.)	GWE (msl)	TPH-G (µg/L)	TPH-D ¹ (µg/L)	TPH-MO (µg/L)	TPH-JF (µg/L)	B (µg/L)	T (µg/L)	E (µg/L)	X (µg/L)	MTBE (µg/L)	Napthalene (µg/L)	SVOC (µg/L)
MW-9 (cont)															
03/21/11	9.44	4.58	0.00	4.86	<50	280 ⁶	780	460 ¹⁸	<0.50	<0.50	<0.50	<0.50	<0.50	<0.50	NA
09/02/11	9.44	5.39	0.00	4.05	<50	250 ⁶	500	700 ¹⁸	<0.50	<0.50	<0.50	<0.50	<0.50	<0.50	NA
04/17/12	9.44	4.85	0.00	4.59	<50	1,200 ⁶	2,500	2,700 ¹⁸	<0.50	<0.50	<0.50	<0.50	<0.50	<0.50	NA
09/18/12	9.44	5.57	0.00	3.87	<50	750 ⁶	1,700	940 ¹⁸	<0.50	<0.50	<0.50	<0.50	<0.50	<0.50	NA
03/25/13	9.44	5.48	0.00	3.96	<50	870 ⁶	2,600	1,200	<0.50	<0.50	<0.50	<0.50	<0.50	<0.50	NA
09/16/13	9.44	5.50	0.00	3.94	<50	420 ⁶	1,200	520 ¹⁸	<0.50	<0.50	<0.50	<0.50	<0.50	<0.50	NA
06/26/14	9.44	5.27	0.00	4.17	<50	610 ⁶	3,000	710 ¹⁸	<0.50	<0.50	<0.50	<0.50	<0.50	<0.50	NA
10/16/14	9.44	5.20	0.00	4.24	<50	220⁶	880	510¹⁸	<0.50	<0.50	<0.50	<0.50	<0.50	<0.50	NA
MW-10															
10/03/07	7.51	3.89	0.00	3.62	110	4,200	1,300	4,500	<0.50	<0.50	<0.50	<0.50	<0.50 ⁴	<0.50	NA
03/14/08	7.51	3.68	0.00	3.83	53	420	270	420 ⁷	<0.50	<0.50	<0.50	<0.50	<0.50	0.50	NA
06/26/08	7.51	3.80	0.00	3.71	120	1,200	1,000	2,000	<0.50	<0.50	<0.50	<0.50	<0.50	5.0	NA
09/25/08	7.51	3.68	0.00	3.83	<50	3,100 ¹⁰	2,200	3,600	<0.50	<0.50	<0.50	<0.50	<0.50	<0.50	NA
12/19/08	7.51	3.54	0.00	3.97	<50	1,700	1,200	1,900 ¹⁸	<0.50	<0.50	<0.50	<0.50	<0.50	<0.50	NA
03/26/09	7.51	3.36	0.00	4.15	53	1,500 ⁸	1,300	2,900	<0.50	<0.50	<0.50	<0.50	<0.50	1.8	NA
06/24/09	7.51	3.54	0.00	3.97	<50	710 ⁸	750	1,400	<0.50	<0.50	<0.50	<0.50	<0.50	<0.50	NA
09/24/09	7.51	3.61	0.00	3.90	<50	480 ¹⁰	600	1,100 ¹⁸	<0.50	<0.50	<0.50	0.69	<0.50	<0.50	NA
01/15/10	7.51	2.81	0.00	4.70	<50	180	210	500 ¹⁸	<0.50	<0.50	0.66	3.5	<0.50	3.4	<10 - <50 ^{21,22}
09/09/10	7.51	3.48	0.00	4.03	<50	66 ⁸	<100	380 ¹⁸	<0.50	<0.50	<0.50	<0.50	<0.50	1.6	NA
03/21/11	7.51	2.70	0.00	4.81	<50	<50	<100	610 ¹⁸	<0.50	<0.50	<0.50	<0.50	<0.50	<0.50	NA
09/02/11	7.51	3.51	0.00	4.00	<50	93	260 ²³	890 ¹⁸	<0.50	<0.50	<0.50	<0.50	<0.50	<0.50	NA
04/17/12	7.51	2.97	0.00	4.54	<50	<50	<100	670 ¹⁸	<0.50	<0.50	<0.50	<0.50	<0.50	<0.50	NA
09/18/12	7.51	3.64	0.00	3.87	<50	77	180	600 ¹⁸	<0.50	<0.50	<0.50	<0.50	<0.50	<0.50	NA
03/25/13	7.51	3.98	0.00	3.53	<50	120 ²⁴	<100	750	<0.50	<0.50	<0.50	<0.50	<0.50	0.51	NA
09/16/13	7.51	3.60	0.00	3.91	<50	53	<100	270 ¹⁸	<0.50	<0.50	<0.50	<0.50	<0.50	<0.50	NA
06/26/14	7.51	3.40	0.00	4.11	<50	<50	210	330 ¹⁸	<0.50	<0.50	<0.50	<0.50	<0.50	<0.50	NA
10/16/14	7.51	3.25	0.00	4.26	<50	<50	<100	250¹⁸	<0.50	<0.50	<0.50	<0.50	<0.50	<0.50	NA
MW-11															
10/03/07	7.60	4.01	0.00	3.59	80	250	490	610	<0.50	<0.50	<0.50	<0.50	<0.50 ⁴	<0.50	NA
03/14/08	7.60	3.71	0.00	3.89	61	410 ⁶	1,200	520 ⁷	<0.50	<0.50	<0.50	<0.50	<0.50	<0.50	NA
06/26/08	7.60	3.92	0.00	3.68	<50	2,700 ¹⁰	7,300	3,600 ¹⁵	<0.50	<0.50	<0.50	<0.50	<0.50	<0.50	NA
09/25/08	7.60	3.82	0.00	3.78	<50	2,800 ¹⁰	5,900	3,800 ¹⁶	<0.50	<0.50	<0.50	<0.50	<0.50	<0.50	NA

Table 1
Groundwater Monitoring Data and Analytical Results
 Rolls-Royce Engine Services Test Facility
 6701 Old Earhart Road
 Oakland, California

WELL ID/ DATE	TOC* (ft.)	DTW (ft.)	SPHT (ft.)	GWE (mst)	TPH-G (µg/L)	TPH-D ¹ (µg/L)	TPH-MO (µg/L)	TPH-JF (µg/L)	B (µg/L)	T (µg/L)	E (µg/L)	X (µg/L)	MTBE (µg/L)	Napthalene (µg/L)	SVOC (µg/L)
MW-11 (cont)															
12/19/08	7.60	3.71	0.00	3.89	<50	1,500 ⁶	3,700	1,800 ¹⁸	<0.50	<0.50	<0.50	<0.50	<0.50	<0.50	NA
03/26/09	7.60	3.49	0.00	4.11	<50	2,300 ⁶	4,200	2,800 ¹⁸	<0.50	<0.50	<0.50	<0.50	<0.50	<0.50	NA
06/24/09	7.60	3.70	0.00	3.90	<50	1,100 ⁶	2,600	1,200 ¹⁸	<0.50	<0.50	<0.50	<0.50	<0.50	<0.50	NA
09/24/09	7.60	3.37	0.00	4.23	<50	1,400 ¹⁰	3,800	1,800 ¹⁸	<0.50	<0.50	<0.50	<0.50	<0.50	<0.50	NA
01/15/10	7.60	3.02	0.00	4.58	<50	260 ⁶	860	620 ¹⁸	<0.50	<0.50	<0.50	<0.50	<0.50	<0.50	NA
09/09/10	7.60	3.63	0.00	3.97	<50	510 ¹⁰	1,200	520 ¹⁸	<0.50	<0.50	<0.50	<0.50	<0.50	<0.50	<10 - <50 ^{21,22}
03/21/11	7.60	2.85	0.00	4.75	<50	83 ⁶	280	410 ¹⁸	<0.50	<0.50	<0.50	<0.50	<0.50	<0.50	NA
09/02/11	7.60	3.70	0.00	3.90	<50	470 ⁶	990	720 ¹⁸	<0.50	<0.50	<0.50	<0.50	<0.50	<0.50	NA
04/17/12	7.60	3.13	0.00	4.47	<50	95 ⁶	220	1,300 ¹⁸	<0.50	<0.50	<0.50	<0.50	0.50	<0.50	NA
09/18/12	7.60	3.83	0.00	3.77	<50	230	600	660 ¹⁸	<0.50	<0.50	<0.50	<0.50	<0.50	<0.50	NA
03/25/13	7.60	3.80	0.00	3.80	<50	230	450	1,200	<0.50	<0.50	<0.50	<0.50	<0.50	<0.50	NA
09/16/13	7.60	3.87	0.00	3.73	<50	130 ⁶	280	350 ¹⁸	<0.50	<0.50	<0.50	<0.50	<0.50	<0.50	NA
06/26/14	7.60	3.55	0.00	4.05	<50	220 ⁶	1,000	560 ¹⁸	<0.50	<0.50	<0.50	<0.50	<0.50	<0.50	NA
10/16/14	7.60	3.48	0.00	4.12	<50	110 ⁶	430	340 ¹⁸	<0.50	<0.50	<0.50	<0.50	<0.50	<0.50	NA
MW-12															
10/03/07	7.32	3.61	0.00	3.71	<50	<50	<100	<50	<0.50	<0.50	<0.50	<0.50	<0.50 ⁴	<0.50	NA
03/14/08	7.32	3.35	0.00	3.97	<50	<50	<100	<50	<0.50	<0.50	<0.50	<0.50	<0.50	<0.50	NA
06/26/08	7.32	3.60	0.00	3.72	<50	<50	<100	<50	<0.50	<0.50	<0.50	<0.50	<0.50	<0.50	NA
09/25/08	7.32	3.50	0.00	3.82	<50	<50	<100	51 ¹⁶	<0.50	<0.50	<0.50	<0.50	<0.50	<0.50	NA
12/19/08	7.32	3.09	0.00	4.23	<50	<50	<100	<50	<0.50	<0.50	<0.50	<0.50	<0.50	<0.50	NA
03/26/09	7.32	3.13	0.00	4.19	<50	<50	<100	<50	<0.50	<0.50	<0.50	<0.50	<0.50	<0.50	NA
06/24/09	7.32	3.21	0.00	4.11	<50	<50	<100	<50	<0.50	<0.50	<0.50	<0.50	<0.50	<0.50	NA
09/24/09	7.32	3.38	0.00	3.94	<50	<50	<100	<50	<0.50	<0.50	<0.50	<0.50	<0.50	<0.50	NA
01/15/10	7.32	2.80	0.00	4.52	<50	<50	<100	<50	<0.50	<0.50	<0.50	<0.50	<0.50	<0.50	NA
09/09/10	7.32	3.39	0.00	3.93	<50	<50	<100	<50	<0.50	<0.50	<0.50	<0.50	<0.50	<0.50	NA
03/21/11	7.32	2.30	0.00	5.02	<50	<50	<100	<50	<0.50	<0.50	<0.50	<0.50	<0.50	<0.50	NA
09/02/11	7.32	3.36	0.00	3.96	<50	<50	<100	<50	<0.50	<0.50	<0.50	<0.50	<0.50	<0.50	NA
04/17/12	7.32	2.72	0.00	4.60	<50	<50	<100	99 ¹⁸	<0.50	<0.50	<0.50	<0.50	<0.50	<0.50	NA
09/18/12	7.32	3.56	0.00	3.76	<50	<50	<100	97 ⁹	<0.50	<0.50	<0.50	<0.50	<0.50	<0.50	NA
03/25/13	7.32	3.53	0.00	3.79	<50	<50	<100	73	<0.50	<0.50	<0.50	<0.50	<0.50	<0.50	NA
09/16/13	7.32	3.44	0.00	3.88	<50	<50	<100	<50	<0.50	<0.50	<0.50	<0.50	<0.50	<0.50	NA
06/26/14	7.32	3.08	0.00	4.24	<50	<50	<100	<50	<0.50	<0.50	<0.50	<0.50	<0.50	<0.50	NA
10/16/14	7.32	3.04	0.00	4.28	<50	<50	<100	<50	<0.50	<0.50	<0.50	<0.50	<0.50	<0.50	NA

Table 1
Groundwater Monitoring Data and Analytical Results
Rolls-Royce Engine Services Test Facility
6701 Old Earhart Road
Oakland, California

WELL ID/ DATE	TOC* (ft.)	DTW (ft.)	SPHT (ft.)	GWE (msl)	TPH-G (µg/L)	TPH-D ¹ (µg/L)	TPH-MO (µg/L)	TPH-JF (µg/L)	B (µg/L)	T (µg/L)	E (µg/L)	X (µg/L)	MTBE (µg/L)	Napthalene (µg/L)	SVOC (µg/L)
MW-13															
10/03/07	6.10	2.86	0.00	3.24	160	70 ⁸	<100	660	<0.50	<0.50	<0.50	<0.50	1.2 ⁴	1.7	NA
03/14/08	6.10	1.96	0.00	4.14	350 ¹²	490	130 ¹³	1,200	0.89	<0.50	<0.50	<0.50	2.0	8.9	NA
06/26/08	6.10	2.57	0.00	3.53	720	200 ⁸	<100	4,100 ¹⁵	2.0	<0.50	<0.50	0.60	3.3	3.3	NA
09/25/08	6.10	2.48	0.00	3.62	600	<200 ¹⁷	130 ¹³	1,900 ¹⁶	1.2	<0.50	<0.50	<0.50	2.9	11	NA
12/19/08	6.10	2.68	0.00	3.42	280	130 ⁸	<100	1,300 ¹⁸	0.89	<0.50	<0.50	<0.50	1.7	4.8	NA
03/26/09	6.10	2.44	0.00	3.66	310	86	120 ¹³	1,800 ¹⁸	0.81	<0.50	<0.50	<0.50	1.7	2.2	NA
06/24/09	6.10	2.91	0.00	3.19	330	170 ⁸	<100	2,000 ¹⁹	1.0	<0.50	<0.50	<0.50	1.9	5.2	NA
09/24/09	6.10	2.81	0.00	3.29	380	180	130 ¹³	5,400 ¹⁸	1.5	<0.50	<0.50	<0.50	2.5	6.8	NA
01/15/10	6.10	1.58	0.00	4.52	230	140	<100	1,600 ¹⁸	0.58	<0.50	<0.50	<0.50	1.4	3.1	NA
09/09/10	6.10	2.20	0.00	3.90	230	180 ⁸	<100	1,400 ¹⁸	0.95	<0.50	<0.50	<0.50	2.3	3.6	NA
03/21/11	6.10	1.10	0.00	5.00	260	76 ⁸	<100	2,400 ¹⁸	1.0	<0.50	<0.50	<0.50	1.7	3.1	NA
09/02/11	6.10	2.23	0.00	3.87	380 ¹²	500	260	1,400 ¹⁸	<0.50	<0.50	<0.50	<0.50	1.4	1.4	NA
04/17/12	6.10	1.50	0.00	4.60	310	190	110	3,400 ¹⁸	1.0	<0.50	<0.50	<0.50	2.6	1.4	NA
09/18/12	6.10	2.25	0.00	3.85	280	190	140	1,800 ¹⁸	0.68	<0.50	<0.50	<0.50	2.3	0.89	NA
03/25/13	6.10	2.52	0.00	3.58	170 ¹²	<50	<100	610	<0.50	<0.50	<0.50	<0.50	1.4	<0.50	NA
09/16/13	6.10	2.28	0.00	3.82	190 ¹²	110	<100	1,400 ¹⁸	<0.50	<0.50	<0.50	<0.50	1.7	<0.50	NA
06/26/14	6.10	2.17	0.00	3.93	340	110	150 ¹³	1,900 ¹⁸	0.73	<0.50	<0.50	<0.50	2.4	0.6	NA
10/16/14	6.10	1.89	0.00	4.21	180¹²	58	<100	1,500¹⁸	<0.50	<0.50	<0.50	<0.50	1.9	<0.50	NA
MW-14															
10/02/07	6.42	2.40	0.00	4.02	67	300	870	1,400	<0.50	<0.50	<0.50	<0.50	1.4 ⁴	6.1	NA
03/14/08	6.42	2.44	0.00	3.98	50	250 ⁶	350	500 ⁷	<0.50	<0.50	<0.50	<0.50	1.7	5.0	NA
06/26/08	6.42	2.62	0.00	3.80	<50	570 ¹⁰	2,700	2,000 ¹⁵	<0.50	<0.50	<0.50	<0.50	1.4	3.1	NA
09/25/08	6.42	2.58	0.00	3.84	<50	510 ¹⁰	1,700	1,800 ¹⁶	<0.50	<0.50	<0.50	<0.50	1.0	<0.50	NA
12/19/08	6.42	2.14	0.00	4.28	<50	480 ⁶	2,100	1,200 ¹⁸	<0.50	<0.50	<0.50	<0.50	1.2	<0.50	NA
03/26/09	6.42	2.23	0.00	4.19	<50	79 ⁶	540	1,000 ¹⁸	<0.50	<0.50	<0.50	<0.50	0.89	<0.50	NA
06/24/09	6.42	2.33	0.00	4.09	<50	<50	290	1,100 ¹⁸	<0.50	<0.50	<0.50	<0.50	1.2	0.52	NA
09/24/09	6.42	2.47	0.00	3.95	<50	88 ¹⁰	350	1,200 ¹⁸	<0.50	<0.50	<0.50	<0.50	0.83	<0.50	NA
01/15/10	6.42	1.95	0.00	4.47	<50	60 ⁶	490	1,100 ¹⁸	<0.50	<0.50	<0.50	<0.50	1.0	<0.50	NA
09/09/10	6.42	2.52	0.00	3.90	<50	150 ¹⁰	500	890 ¹⁸	<0.50	<0.50	<0.50	<0.50	1.2	<0.50	NA
03/21/11	6.42	1.40	0.00	5.02	<50	<50	230	730 ¹⁸	<0.50	<0.50	<0.50	<0.50	1.3	<0.50	NA
09/02/11	6.42	2.49	0.00	3.93	<50	140 ⁶	550	900 ¹⁸	<0.50	<0.50	<0.50	<0.50	0.98	<0.50	NA
04/17/12	6.42	1.83	0.00	4.59	<50	140 ⁶	800	2,400 ¹⁸	<0.50	0.69	<0.50	<0.50	1.2	<0.50	NA
09/18/12	6.42	2.65	0.00	3.77	51	130 ⁶	680	1,300 ¹⁸	<0.50	<0.50	<0.50	<0.50	1.0	<0.50	NA
03/25/13	6.42	2.63	0.00	3.79	<50	160	640	2,000	<0.50	<0.50	<0.50	<0.50	1.1	<0.50	NA

Table 1
Groundwater Monitoring Data and Analytical Results
Rolls-Royce Engine Services Test Facility
6701 Old Earhart Road
Oakland, California

WELL ID/ DATE	TOC* (ft.)	DTW (ft.)	SPHT (ft.)	GWE (msl)	TPH-G (µg/L)	TPH-D ¹ (µg/L)	TPH-MO (µg/L)	TPH-JF (µg/L)	B (µg/L)	T (µg/L)	E (µg/L)	X (µg/L)	MTBE (µg/L)	Napthalene (µg/L)	SVOC (µg/L)
MW-14 (cont)															
09/16/13	6.42	2.53	0.00	3.89	<50	86 ⁶	360	920 ¹⁸	<0.50	<0.50	<0.50	<0.50	0.74	<0.50	NA
06/26/14	6.42	2.15	0.00	4.27	<50	100 ⁶	650	950 ¹⁸	<0.50	<0.50	<0.50	<0.50	0.98	<0.50	NA
10/16/14	6.42	2.08	0.00	4.34	<50	100⁶	880	920¹⁸	<0.50	<0.50	<0.50	<0.50	0.83	<0.50	NA
MW-15															
10/02/07	7.51	4.85	0.00	2.66	<50	99	<100	120	<0.50	<0.50	<0.50	<0.50	<0.50	<0.50	NA
03/14/08	7.51	4.62	0.00	2.89	<50	<50	<100	88 ⁷	<0.50	<0.50	<0.50	<0.50	<0.50	<0.50	NA
06/26/08	7.51	4.81	0.00	2.70	<50	<50	<100	84 ⁷	<0.50	<0.50	<0.50	<0.50	<0.50	<0.50	NA
09/25/08	7.51	4.81	0.00	2.70	<50	<50	<100	53	<0.50	<0.50	<0.50	<0.50	<0.50	<0.50	NA
12/19/08	7.51	4.67	0.00	2.84	<50	<50	<100	<50	<0.50	<0.50	<0.50	<0.50	<0.50	<0.50	NA
03/26/09	7.51	4.45	0.00	3.06	<50	<50	<100	110 ¹⁸	<0.50	<0.50	<0.50	<0.50	<0.50	<0.50	NA
06/24/09	7.51	4.68	0.00	2.83	<50	<50	<100	59	<0.50	<0.50	<0.50	<0.50	<0.50	<0.50	NA
09/24/09	7.51	4.75	0.00	2.76	<50	<50	<100	<50	<0.50	<0.50	<0.50	<0.50	<0.50	<0.50	NA
01/15/10	7.51	4.29	0.00	3.22	<50	<50	<100	<50	<0.50	<0.50	<0.50	<0.50	<0.50	<0.50	NA
09/09/10	7.51	4.78	0.00	2.73	<50	<50	<100	<50	<0.50	<0.50	<0.50	<0.50	<0.50	<0.50	NA
03/21/11	7.51	2.71	0.00	4.80	<50	<50	<100	200 ¹⁸	<0.50	<0.50	<0.50	<0.50	<0.50	<0.50	NA
09/02/11	7.51	4.77	0.00	2.74	<50	<50	<100	<50	<0.50	<0.50	<0.50	<0.50	<0.50	<0.50	NA
04/17/12	7.51	3.65	0.00	3.86	<50	<50	120 ²³	170 ¹⁸	<0.50	<0.50	<0.50	<0.50	<0.50	<0.50	NA
09/18/12	7.51	4.89	0.00	2.62	<50	<50	<100	50 ⁹	<0.50	<0.50	<0.50	<0.50	<0.50	<0.50	NA
03/25/13	7.51	4.78	0.00	2.73	<50	<50	<100	76	<0.50	<0.50	<0.50	<0.50	<0.50	<0.50	NA
09/16/13	7.51	4.80	0.00	2.71	<50	<50	<100	<50	<0.50	<0.50	<0.50	<0.50	<0.50	<0.50	NA
06/26/14	7.51	4.58	0.00	2.93	<50	<50	100	71 ¹⁸	<0.50	<0.50	<0.50	<0.50	<0.50	<0.50	NA
10/16/14	7.51	4.43	0.00	3.08	<50	<50	<100	<50	<0.50	<0.50	<0.50	<0.50	<0.50	<0.50	NA
MW-17															
09/14/07	0.04	4.10	0.00	-4.06	<50	<50	220	150 ²	<0.50	<0.50	<0.50	<0.50	<0.50	<0.50	NA
03/14/08	Not able to sample well-no access agreement between Rolls-Royce and Port of Oakland														
07/03/08	0.04	1.98	0.00	-1.94	<50	<50	<100	84 ⁷	<0.50	<0.50	<0.50	<0.50	<0.50	<0.50	NA
9/25/08 ¹⁴	0.04	4.77	0.00	-4.73	<50	<50	120	110 ¹⁶	<0.50	<0.50	<0.50	<0.50	<0.50	<0.50	NA
12/19/08	0.04	2.24	0.00	-2.20	<50	<50	<100	54	<0.50	<0.50	<0.50	<0.50	<0.50	<0.50	NA
03/26/09	0.04	1.85	0.00	-1.81	<50	<50	<100	71 ¹⁸	<0.50	<0.50	<0.50	<0.50	<0.50	<0.50	NA
06/24/09	Not able to sample well-Oakland Airport security failed to provide access to well														
09/24/09	0.04	2.97	0.00	-2.93	<50	<50	<100	<50	<0.50	<0.50	<0.50	<0.50	<0.50	<0.50	NA
1/15/10 ¹⁴	0.04	2.49	0.00	-2.45	<50	<50	<100	59 ¹⁸	<0.50	<0.50	<0.50	<0.50	<0.50	<0.50	NA

Table 1
Groundwater Monitoring Data and Analytical Results
Rolls-Royce Engine Services Test Facility
6701 Old Earhart Road
Oakland, California

WELL ID/ DATE	TOC* (ft.)	DTW (ft.)	SPHT (ft.)	GWE (msl)	TPH-G (µg/L)	TPH-D ¹ (µg/L)	TPH-MO (µg/L)	TPH-JF (µg/L)	B (µg/L)	T (µg/L)	E (µg/L)	X (µg/L)	MTBE (µg/L)	Napthalene (µg/L)	SVOC (µg/L)
MW-17 (cont)															
09/09/10	0.04	2.79	0.00	-2.75	<50	<50	<100	<50	<0.50	<0.50	<0.50	<0.50	<0.50	<0.50	NA
03/21/11	0.04	2.25	0.00	-2.21	<50	<50	<100	<50	<0.50	<0.50	<0.50	<0.50	<0.50	<0.50	NA
09/02/11	0.04	2.69	0.00	-2.65	<50	<50	<100	<50	<0.50	<0.50	<0.50	<0.50	<0.50	<0.50	NA
04/17/12	0.04	2.49	0.00	-2.45	<50	<50	<100	240 ¹⁸	<0.50	<0.50	<0.50	<0.50	<0.50	<0.50	NA
09/18/12	0.04	2.96	0.00	-2.92	<50	<50	140 ²³	84 ¹⁸	<0.50	<0.50	<0.50	<0.50	<0.50	<0.50	NA
03/25/13	0.04	2.51	0.00	-2.47	<50	<50	<100	93	<0.50	<0.50	<0.50	<0.50	<0.50	<0.50	NA
09/16/13	0.04	2.88	0.00	-2.84	<50	<50	<100	69 ¹⁸	<0.50	<0.50	<0.50	<0.50	<0.50	<0.50	NA
06/26/14	0.04	2.73	0.00	-2.69	<50	<50	<100	70 ¹⁸	<0.50	<0.50	<0.50	<0.50	<0.50	<0.50	NA
10/16/14	0.04	2.47	0.00	-2.43	<50	<50	<100	<50	<0.50	<0.50	<0.50	<0.50	<0.50	<0.50	NA
MW-18															
10/02/07	7.05	4.15	0.55	3.34**	Not developed or sampled due to presence of SPH										
03/14/08	7.05	3.62	0.63	3.93**	Not sampled due to presence of SPH										
06/26/08	7.05	4.11	1.14	3.85**	Not sampled due to presence of SPH										
09/25/08	7.05	3.77	0.56	3.73**	Not sampled due to presence of SPH										
12/19/08	7.05	3.30	0.36	4.04**	Not sampled due to presence of SPH										
03/26/09	7.05	3.28	0.55	4.21**	Not sampled due to presence of SPH										
06/24/09	7.05	3.53	0.48	3.90**	Not sampled due to presence of SPH										
09/24/09	7.05	3.57	0.46	3.85**	Not sampled due to presence of SPH										
01/15/10	7.05	3.02	0.66	4.56**	Not sampled due to presence of SPH										
09/09/10	7.05	3.18	0.10	3.95**	Not sampled due to presence of SPH										
03/21/11	7.05	1.99	0.15	5.18**	Not sampled due to presence of SPH										
09/02/11	7.05	3.49	0.51	3.97**	Not sampled due to presence of SPH										
04/17/12	7.05	2.52	0.15	4.65**	Not sampled due to presence of SPH										
09/18/12	7.05	3.14	0.00	3.91	2,100	210,000 ¹⁰	190,000	290,000	<0.50	<0.50	<0.50	2.4	2.0	<2.0	NA
03/25/13	7.05	3.27	0.15	3.90**	740	35,000	39,000	61,000	<0.50	<0.50	<0.50	1.7	2.2	<0.80	NA
09/16/13	7.05	3.15	0.00	3.90	570	35,000 ¹⁰	37,000	48,000	<0.50	<0.50	<0.50	1.2	1.8	<0.80	NA
06/26/14	7.05	2.91	0.00	4.14	600	100,000 ⁸	150,000	110,000	<0.50	<0.50	<0.50	1.0	1.8	<0.80	NA
10/16/14	7.05	2.77	0.00	4.28	450	12,000	25,000	17,000¹⁸	<0.50	<0.50	<0.50	0.77	2.2	<0.50	NA
NPORD MW-3															
09/14/07	8.11	4.43	0.00	3.68	<50	<50	<100	64 ²	<0.50	<0.50	<0.50	<0.50	<0.50	<0.50	NA
03/14/08	Not able to sample well-no access agreement between Rolls-Royce and Port of Oakland														
07/03/08	8.11	3.96	0.00	4.15	<50	<50	<100	99 ⁷	<0.50	<0.50	<0.50	<0.50	<0.50	<0.50	NA

Table 1
Groundwater Monitoring Data and Analytical Results
Rolls-Royce Engine Services Test Facility
6701 Old Earhart Road
Oakland, California

WELL ID/ DATE	TOC* (ft.)	DTW (ft.)	SPHT (ft.)	GWE (msl)	TPH-G (µg/L)	TPH-D ¹ (µg/L)	TPH-MO (µg/L)	TPH-JF (µg/L)	B (µg/L)	T (µg/L)	E (µg/L)	X (µg/L)	MTBE (µg/L)	Napthalene (µg/L)	SVOC (µg/L)
NPORD MW-3 (cont)															
09/25/08	8.11	4.06	0.00	4.05	<50	<50	<100	<50	<0.50	<0.50	<0.50	<0.50	<0.50	<0.50	NA
12/19/08	8.11	3.78	0.00	4.33	<50	<50	<100	<50	<0.50	<0.50	<0.50	<0.50	<0.50	<0.50	NA
03/26/09	8.11	4.22	0.00	3.89	<50	<50	<100	<50	<0.50	<0.50	<0.50	<0.50	<0.50	<0.50	NA
06/24/09	8.11	4.02	0.00	4.09	<50	<50	<100	<50	<0.50	<0.50	<0.50	<0.50	<0.50	<0.50	NA
09/24/09	8.11	4.19	0.00	3.92	<50	<50	<100	<50	<0.50	<0.50	<0.50	<0.50	<0.50	<0.50	NA
01/15/10	8.11	3.51	0.00	4.60	<50	<50	<100	<50	<0.50	<0.50	<0.50	<0.50	<0.50	<0.50	NA
09/09/10	8.11	3.96	0.00	4.15	<50	<50	<100	<50	<0.50	<0.50	<0.50	<0.50	<0.50	<0.50	NA
03/21/11	8.11	3.28	0.00	4.83	<50	<50	<100	<50	<0.50	<0.50	<0.50	<0.50	<0.50	<0.50	NA
09/02/11	8.11	4.10	0.00	4.01	<50	<50	<100	<50	<0.50	<0.50	<0.50	<0.50	<0.50	<0.50	NA
04/17/12	8.11	4.00	0.00	4.11	<50	<50	<100	<50	<0.50	<0.50	<0.50	<0.50	<0.50	<0.50	NA
09/18/12	8.11	4.18	0.00	3.93	<50	<50	<100	<50	<0.50	<0.50	<0.50	<0.50	<0.50	<0.50	NA
03/25/13	8.11	4.35	0.00	3.76	<50	<50	<100	<50	<0.50	<0.50	<0.50	<0.50	<0.50	<0.50	NA
09/16/13	8.11	4.23	0.00	3.88	<50	<50	<100	<50	<0.50	<0.50	<0.50	<0.50	<0.50	<0.50	NA
06/26/14	8.11	3.91	0.00	4.20	<50	<50	<100	<50	<0.50	<0.50	<0.50	<0.50	<0.50	<0.50	NA
10/16/14	8.11	3.69	0.00	4.42	<50	<50	<100	<50	<0.50	<0.50	<0.50	<0.50	<0.50	<0.50	NA
NPORD MW-4															
09/14/07	10.06	6.48	0.00	3.58	50	1,000 ³	1,400	2,000 ²	<0.50	<0.50	<0.50	<0.50	<0.50	<0.50	NA
03/14/08	Not able to sample well-no access agreement between Rolls-Royce and Port of Oakland														
07/03/08	10.06	6.26	0.00	3.80	<50	360 ⁶	700	960 ⁷	<0.50	<0.50	<0.50	<0.50	<0.50	<0.50	NA
09/25/08	10.06	6.28	0.00	3.78	<50	150 ⁶	240	820 ¹⁶	<0.50	<0.50	<0.50	<0.50	<0.50 ⁴	<0.50	NA
12/19/08	10.06	6.15	0.00	3.91	<50	320 ¹⁰	640	1,400 ¹⁸	<0.50	<0.50	<0.50	<0.50	<0.50	<0.50	NA
03/26/09	10.06	5.91	0.00	4.15	<50	95	160	520 ¹⁸	<0.50	<0.50	<0.50	<0.50	<0.50	<0.50	NA
06/24/09	10.06	6.10	0.00	3.96	<50	200 ⁶	100	1,000	<0.50	<0.50	<0.50	<0.50	<0.50	<0.50	NA
09/24/09	10.06	6.20	0.00	3.86	<50	200 ^{10,20}	180 ²⁰	500 ^{18,20}	<0.50	<0.50	<0.50	<0.50	<0.50	<0.50	NA
01/15/10	10.06	5.45	0.00	4.61	<50	93	<100	770 ¹⁸	<0.50	<0.50	<0.50	<0.50	<0.50	<0.50	NA
09/09/10	10.06	6.06	0.00	4.00	<50	<50	<100	290 ¹⁸	<0.50	<0.50	<0.50	<0.50	<0.50	<0.50	NA
03/21/11	10.06	5.31	0.00	4.75	<50	<50	<100	270	<0.50	<0.50	<0.50	<0.50	<0.50	<0.50	NA
09/02/11	10.06	6.11	0.00	3.95	<50	95	<100	320 ¹⁸	<0.50	<0.50	<0.50	<0.50	<0.50	<0.50	NA
04/17/12	10.06	5.58	0.00	4.48	<50	64	130 ²³	940 ¹⁸	<0.50	<0.50	<0.50	<0.50	<0.50	<0.50	NA
09/18/12	10.06	6.27	0.00	3.79	<50	150	250	800 ¹⁸	<0.50	<0.50	<0.50	<0.50	<0.50	<0.50	NA
03/25/13	10.06	6.23	0.00	3.83	<50	57	<100	820	<0.50	<0.50	<0.50	<0.50	<0.50	<0.50	NA
09/16/13	10.06	6.25	0.00	3.81	<50	72	120 ¹³	560 ¹⁸	<0.50	<0.50	<0.50	<0.50	<0.50	<0.50	NA
06/26/14	10.06	6.01	0.00	4.05	<50	90 ⁶	260	520 ¹⁸	<0.50	<0.50	<0.50	<0.50	<0.50	<0.50	NA
10/16/14	10.06	6.91	0.00	3.15	<50	200	480	690¹⁸	<0.50	<0.50	<0.50	<0.50	<0.50	<0.50	NA

Table 1
Groundwater Monitoring Data and Analytical Results
 Rolls-Royce Engine Services Test Facility
 6701 Old Earhart Road
 Oakland, California

WELL ID/ DATE	TOC* (l.)	DTW (ft.)	SPHT (ft.)	GWE (msl)	TPH-G (µg/L)	TPH-D ¹ (µg/L)	TPH-MO (µg/L)	TPH-JF (µg/L)	B (µg/L)	T (µg/L)	E (µg/L)	X (µg/L)	MTBE (µg/L)	Napthalene (µg/L)	SVOC (µg/L)
QA															
09/14/07	--	--	--	--	<50	NA	NA	NA	<0.50	<0.50	<0.50	<0.50	<0.50	<0.50	NA
10/02/07	--	--	--	--	<50	NA	NA	NA	<0.50	<0.50	<0.50	<0.50	<0.50	<0.50	NA
03/14/08	--	--	--	--	<50	NA	NA	NA	<0.50	<0.50	<0.50	<0.50	<0.50	<0.50	NA
6/26/08 ¹⁴	--	--	--	--	<50	NA	NA	NA	<0.50	<0.50	<0.50	<0.50	<0.50	<0.50	NA
07/03/08	--	--	--	--	<50	<50	<100	<50	<0.50	<0.50	<0.50	<0.50	<0.50	<0.50	NA
09/25/08	--	--	--	--	<50	<50	<100	<50	<0.50	<0.50	<0.50	<0.50	<0.50	<0.50	NA
12/19/08	--	--	--	--	<50	<50	<100	<50	<0.50	<0.50	<0.50	<0.50	<0.50	<0.50	NA
03/26/09	--	--	--	--	<50	<50	<100	<50	<0.50	<0.50	<0.50	<0.50	<0.50	<0.50	NA
06/24/09	--	--	--	--	<50	NA	NA	NA	<0.50	<0.50	<0.50	<0.50	<0.50	<0.50	NA
09/24/09	--	--	--	--	<50	NA	NA	NA	<0.50	<0.50	<0.50	<0.50	<0.50	<0.50	NA
01/15/10	--	--	--	--	<50	NA	NA	NA	<0.50	<0.50	<0.50	<0.50	<0.50	<0.50	NA
09/09/10	--	--	--	--	<50	NA	NA	NA	<0.50	<0.50	<0.50	<0.50	<0.50	<0.50	NA
03/21/11	--	--	--	--	<50	NA	NA	NA	<0.50	<0.50	<0.50	<0.50	<0.50	<0.50	NA
09/02/11	--	--	--	--	<50	NA	NA	NA	<0.50	<0.50	<0.50	<0.50	<0.50	<0.50	NA
04/17/12	--	--	--	--	<50	NA	NA	NA	<0.50	<0.50	<0.50	<0.50	<0.50	<0.50	NA
09/18/12	--	--	--	--	<50	NA	NA	NA	<0.50	<0.50	<0.50	<0.50	<0.50	<0.50	NA
03/25/13	--	--	--	--	<50	NA	NA	NA	<0.50	<0.50	<0.50	<0.50	<0.50	<0.50	NA
09/16/13	--	--	--	--	<50	NA	NA	NA	<0.50	<0.50	<0.50	<0.50	<0.50	<0.50	NA
06/26/14	--	--	--	--	<50	NA	NA	NA	<0.50	<0.50	<0.50	<0.50	<0.50	<0.50	NA
10/16/14	--	--	--	--	<50	NA	NA	NA	<0.50	<0.50	<0.50	<0.50	<0.50	<0.50	NA

Table 1
Groundwater Monitoring Data and Analytical Results
Rolls-Royce Engine Services Test Facility
6701 Old Earhart Road
Oakland, California

EXPLANATIONS:

TOC = Top of Casing Elevation
DTW = Depth to Water
GWE = Groundwater Elevation
ft = feet

SPHT = Separate Phase Hydrocarbon Thickness
TPH-G= Total Petroleum Hydrocarbons as Gasoline
TPH-D = Total Petroleum Hydrocarbons as Diesel

TPH-MO = Total Petroleum Hydrocarbons as Motor Oil
TPH-JF = Total Petroleum Hydrocarbons as Jet Fuel
B = Benzene
T = Toluene
E = Ethylbenzene
X = Total Xylenes
MTBE = Methyl Tertiary Butyl Ether

SVOC = Semi-Volatile Organic Compounds
(µg/L) = Micrograms per liter
NA = Not Analyzed
-- = Not Measured
QA = Trip Blank

ANALYTICAL METHODS:

Kiff Analytical LLC (NELAP #08263CA)
TPH-G, BTEX, MTBE, and Napthalene by EPA Method 8260B
TPH-D, TPH-MO, and TPH-JF by modified EPA Method 8015
SVOC by EPA Method 8270C

* TOC elevations surveyed relative to mean sea level by Morrow Surveying (PLS #5161) on October 8, 2007

** = GWE corrected for the presence of SPH [(TOC-DTW) + (SPH thickness x SPH specific gravity)]. Specific gravity of SPH is assumed to be 0.8.

- 1 Analyzed with Silica Gel Cleanup
- 2 Discrete peaks, higher boiling hydrocarbons present in sample that are atypical for Jet Fuel
- 3 Discrete peaks, higher boiling hydrocarbons present in sample that are atypical for Diesel Fuel
- 4 Matrix spike/matrix spike duplicate results associated with these samples for the analyte Methyl-t-butyl ether were affected by the analyte concentrations already present in the un-spiked sample.
- 5 Due to the formation of an emulsion in this sample, the sample was centrifuged and decanted prior to extraction.
- 6 Hydrocarbons present in this sample are higher-boiling than typical Diesel Fuel.
- 7 Hydrocarbons present in this sample are higher-boiling than typical Jet Fuel.
- 8 Lower boiling hydrocarbons are present in this sample that are atypical for Diesel Fuel.
- 9 Discrete peaks present in this sample that are atypical for Jet Fuel.
- 10 Some lower-boiling hydrocarbons than Diesel and some higher-boiling hydrocarbons than Diesel are present in this sample.
- 11 Both lower-boiling and higher-boiling hydrocarbons than Jet Fuel are present in this sample.
- 12 Sample contained primarily compounds not found in typical Gasoline.
- 13 Hydrocarbons present in this sample are lower-boiling than typical Motor Oil
- 14 Sample was analyzed by EPA Method 8260B using bottles that contained headspace bubbles greater than 1/4-inch in diameter.
- 15 Lower boiling hydrocarbons are present in this sample that are atypical for Jet Fuel.
- 16 Chromatographic pattern not typical for Jet Fuel.
- 17 Diesel method reporting limit for this sample was increased due to interference from Gasoline range hydrocarbons.
- 18 Higher-boiling hydrocarbons are present in this sample that are atypical for Jet Fuel.
- 19 Laboratory confirmed results

Table 1
Groundwater Monitoring Data and Analytical Results
Rolls-Royce Engine Services Test Facility
6701 Old Earhart Road
Oakland, California

EXPLANATIONS:

- ²⁰ Repeat analysis by Modified EPA Method 8015 yielded inconsistent results for sample NPORD MW-4. The concentrations appear to vary between bottles. The highest concentration results are reported.
- ²¹ All analytes were ND or less than their respective reporting limits
- ²² Analysis for SVOC requested by Client.
- ²³ Discrete peaks in Motor Oil range, atypical for Motor Oil.
- ²⁴ Discrete peaks in Diesel Range, atypical for Diesel Fuel.

Table 2
Field Measurements and Groundwater Analytical Results
Rolls-Royce Engine Services Test Facility
6701 Old Earhart Road
Oakland, California

WELL ID/ DATE	D.O. Pre-Purge (mg/L)	D.O. Post-Purge (mg/L)	ORP Pre-Purge (mV)	ORP Post-Purge (mV)	Ferric Iron (mg/L)	Ferrous Iron (mg/L)	Nitrate as NO₃ (mg/L)	Sulfate as SO₄ (mg/L)	Methane (µg/L)
MW-1 09/09/10	0.00	0.74	-462.4	-124.7	3.2	0.81	<10	2,000	117
MW-2 09/09/10	0.03	0.29	-261.9	-233.5	--	--	--	--	--
MW-3 09/09/10	0.38	0.24	-149.2	-123.5	--	--	--	--	--
MW-4 09/09/10	0.09	0.06	-295.2	-299.4	91	2.4	<2.5	8.6	6,590
MW-5 09/09/10	0.84	0.05	-374	-459	68	12	<2.5	<2.5	4,760
MW-6 09/09/10	0.22	0.20	-271.8	-273.5	40	<0.10	<2.5	540	3,280
MW-7 09/09/10	0.07	0.09	-260.7	-257.4	340	18	<2.5	<2.5	6,350
MW-8 09/09/10	0.14	0.11	-276	-281	23	2.1	<2.5	3.9	8,500
MW-9 09/09/10	0.00	0.65	-548.1	-501.4	13	<0.10	<2.5	23	8,310
MW-10 09/09/10	0.11	0.58	-333.3	-391.2	--	--	--	--	--
MW-11 09/09/10	0.84	0.96	-399.4	-370.1	--	--	--	--	--
MW-12 09/09/10	0.15	0.49	-340.1	-348.2	--	--	--	--	--
MW-13 09/09/10	0.45	0.82	-142.9	-130.5	--	--	--	--	--
MW-14 09/09/10	0.20	0.14	-264.6	-223.9	--	--	--	--	--

Table 2
Field Measurements and Groundwater Analytical Results
 Rolls-Royce Engine Services Test Facility
 6701 Old Earhart Road
 Oakland, California

WELL ID/ DATE	D.O. Pre-Purge (mg/L)	D.O. Post-Purge (mg/L)	ORP Pre-Purge (mV)	ORP Post-Purge (mV)	Ferric Iron (mg/L)	Ferrous Iron (mg/L)	Nitrate as NO₃ (mg/L)	Sulfate as SO₄ (mg/L)	Methane (µg/L)
MW-15 09/09/10	0.51	0.63	196.1	180.2	--	--	--	--	--
MW-17 09/09/10	0.40	0.51	168.4	149.1	--	--	--	--	--
NPORD MW-3 09/09/10	0.46	0.50	-208.2	-211.6	3.2	3.2	<10	1,200	27.8

Table 2
Field Measurements and Groundwater Analytical Results
Rolls-Royce Engine Services Test Facility
6701 Old Earhart Road
Oakland, California

EXPLANATIONS:

ORP = Oxidation Reduction Potential
D.O. = Dissolved Oxygen
(mV) = Millivolts
($\mu\text{g/L}$) = Micrograms per liter
(mg/L) = Milligrams per liter
-- = Not Measured

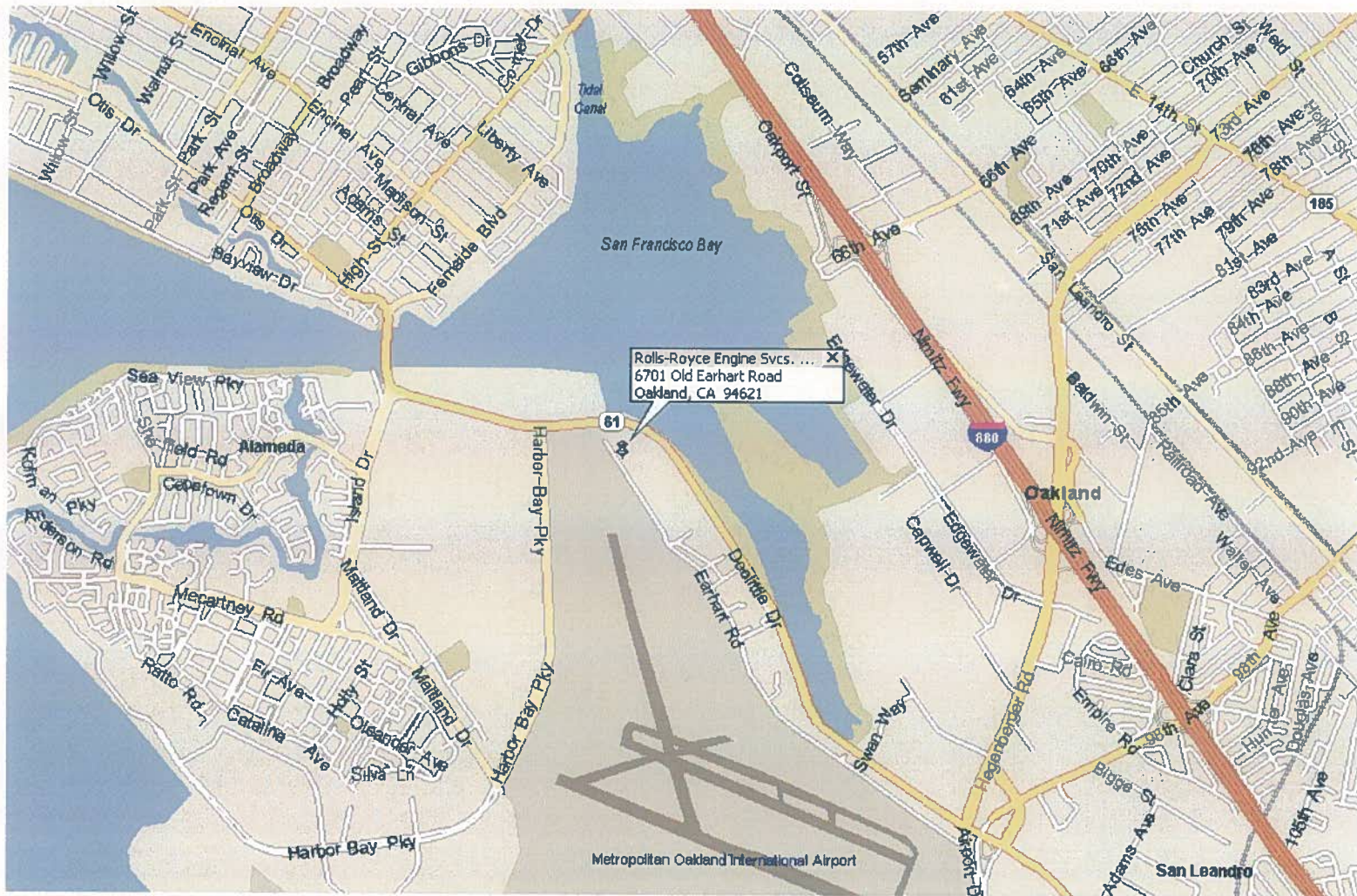
ANALYTICAL METHODS:

Nitrate as NO_3 and Sulfate as SO_3 by EPA Method 300.0
Ferric Iron by 200.7/SM 3500 Fe D
Ferrous Iron by SM 3500 Fe D
Methane by Method RSK-175M

Table 3
 SPH Thickness and Volumes Purged - MW-18
 Rolls-Royce Engine Services Test Facility
 6701 Old Earhart Road
 Oakland, California

Date	SPH Thickness (feet)	Depth To SPH From Top of Casing (feet)	Approximate Volume of Water Purged (gallons)	Approximate Volume of SPH Purged (gallons)
9/14/07	0.55	3.60	2.00	2.50
3/14/08	0.63	2.99	0.80	0.30
6/26/08	1.14	2.97	1.00	0.13
9/25/08	0.56	3.21	2.00	0.07
12/19/08	0.36	2.94	0.13	0.16
3/26/09	0.55	2.73	0.08	0.08
6/24/09	0.48	3.05	0.05	0.06
9/24/09	0.46	3.11	0.00	0.07
1/15/10	0.66	2.36	2.00	0.14
9/9/10	0.10	3.08	0.13	0.01
3/21/11	0.15	1.84	0.26	0.03
9/2/11	0.51	2.98	0.16	0.26
4/17/12	0.15	2.37	0.05	0.26
9/18/12	0.00	NA	3.50	0.00
3/25/13	0.15	3.12	4.50	0.15
9/16/13	0.00	NA	3.00	0.00
6/26/14	0.00	NA	4.00	0.00
10/16/14	0.00	NA	4.00	0.00
Totals:			27.66	4.21

NA = Not Applicable



SITE LOCATION MAP
ROLLS-ROYCE ENGINE SERVICES TEST FACILITY
6701 OLD EARHART RD.
OAKLAND, CA

FIGURE
1

PROJECT NUMBER
 25-948218.7

REVIEWED BY

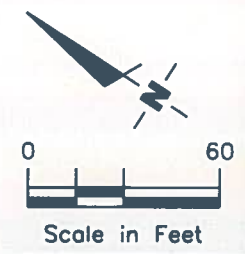
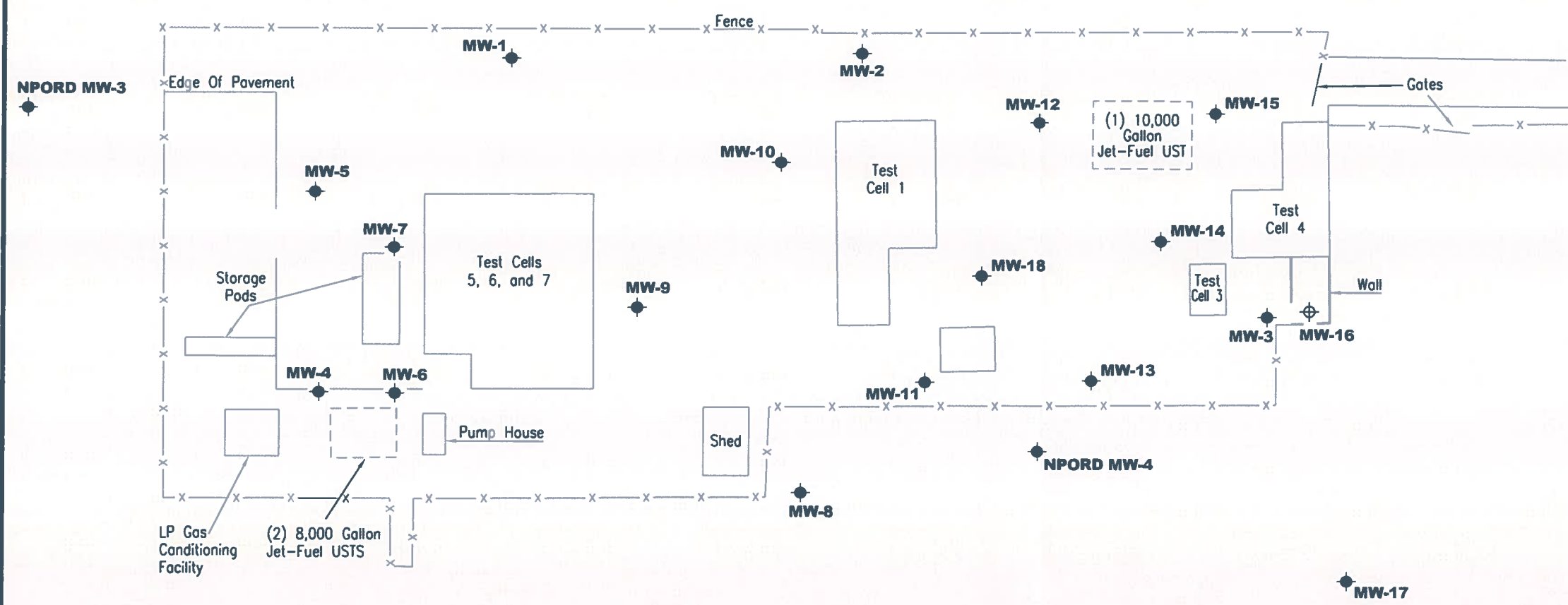
DATE
 11/13/07

REVISED DATE

FILE NAME: P:\Enviro\Rolls Royce\1-Site Location Map.dwg | Layout Tab: Vicinity Map

EXPLANATION

- ◆ Groundwater monitoring well
- ⊕ Proposed monitoring well - not installed location inaccessible by drill rig



Source: Figure modified from drawing provided by Morrow Surveying, Dated: 10/8/07.

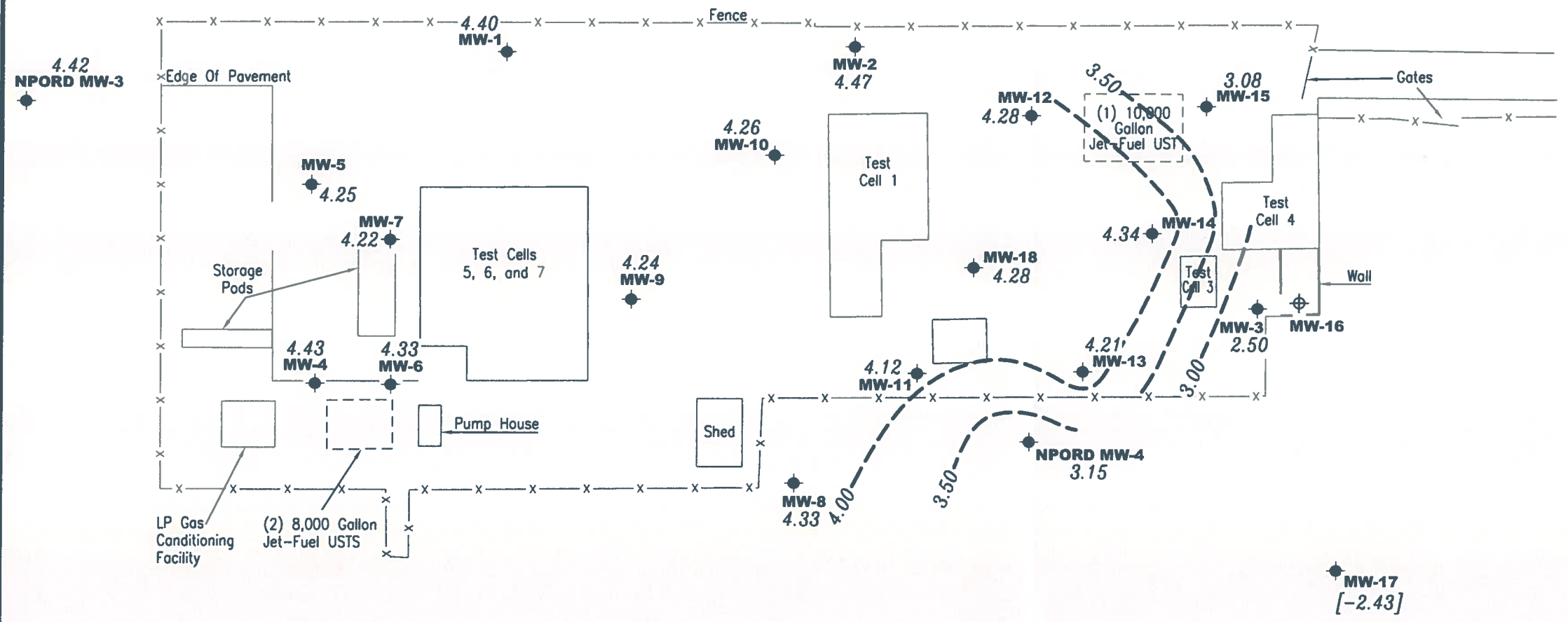
SITE PLAN
 Rolls-Royce Engine Services Test Facility
 6701 Old Earhart Road
 Oakland, CA

GETTLER - RYAN INC.
 6805 Sierra Court, Suite G
 Dublin, CA 94568
 (925) 551-7555

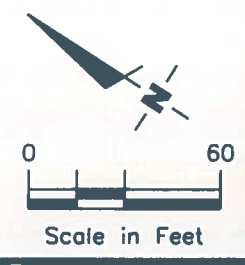
PROJECT NUMBER: 948218.2
 REVIEWED BY: [Signature]
 DATE: 11/07
 REVISED DATE: [Blank]
 FILE NAME: P:\Enviro\Rolls Royce\Q14--Rolls Royce.dwg | Layout Tab: Site Plan

EXPLANATION

- ◆ Groundwater monitoring well
- ⊕ Proposed monitoring well - not installed location inaccessible by drill rig
- 99.99 Groundwater elevation in feet referenced to Mean Sea Level
- 99.99--- Groundwater elevation contour, dashed where inferred
- [99.99] Not used in contouring



Approximate groundwater flow direction at a gradient of 0.01 to 0.03 Ft./Ft.



Source: Figure modified from drawing provided by Marrow Surveying, Dated: 10/8/07.

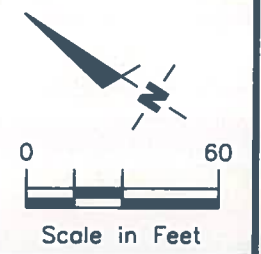
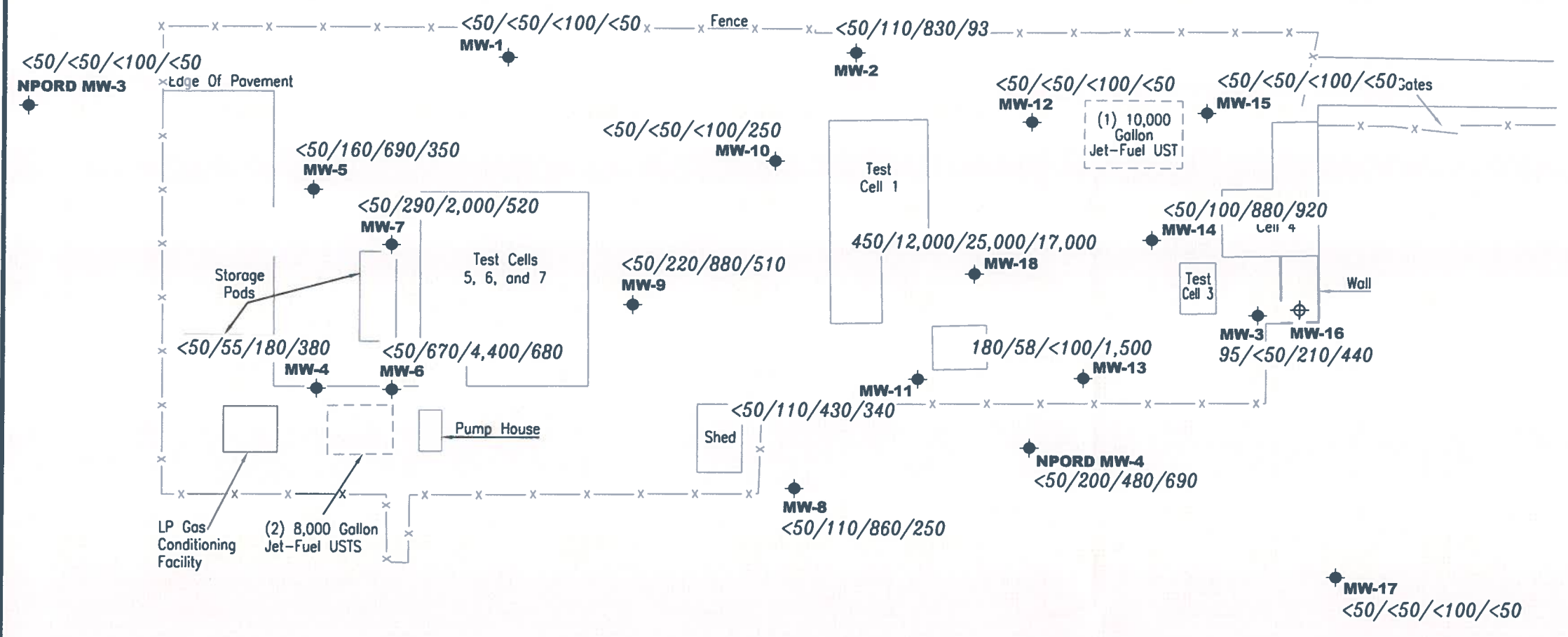
POTENTIOMETRIC MAP
 Rolls-Royce Engine Services Test Facility
 6701 Old Earhart Road
 Oakland, CA

GETTLER - RYAN INC.
 6805 Sierra Court, Suite G
 Dublin, CA 94568
 (925) 551-7555

PROJECT NUMBER: 948218.2
 REVIEWED BY: [Signature]
 DATE: October 16, 2014
 REVISED DATE: [Blank]
 FILE NAME: P:\Enviro\Rolls Royce\014-Rolls Royce.dwg | Layout Tab: Pot4

EXPLANATION

- ◆ Groundwater monitoring well
 - ⊕ Proposed monitoring well - not installed location inaccessible by drill rig
- A/B/C/D Total Petroleum Hydrocarbons
 TPH as Gasoline/TPH as Diesel/
 TPH as Motor Oil/TPH as Jet
 Fuel concentrations in ppb



Source: Figure modified from drawing provided by Morrow Surveying, Dated: 10/8/07.

CONCENTRATION MAP
 Rolls-Royce Engine Services Test Facility
 6701 Old Earhart Road
 Oakland, CA

GETTLER- RYAN INC.
 6805 Sierra Court, Suite C
 Dublin, CA 94568
 (925) 551-7555

REVIEWED BY: [Signature]
 PROJECT NUMBER: 948218.2
 FILE NAME: P:\Environ\Rolls Royce\014-Rolls Royce.dwg | Layout Tab: Con4
 DATE: October 16, 2014
 REVISED DATE:

GR FIELD METHODS AND PROCEDURES - GROUNDWATER SAMPLING

Gettler-Ryan Inc. (GR) field personnel adhere to the following procedures for the collection and handling of groundwater samples prior to analysis by the analytical laboratory. All work is performed in accordance with the GR Health & Safety Plan and all client-specific programs. The scope of work and type of analysis to be performed is determined prior to commencing field work.

Prior to sampling, the presence or absence of free-phase hydrocarbons is determined using an interface probe. Product thickness, if present, is measured to the nearest 0.01 foot and is noted in the field notes. In addition, all depth to water level measurements are collected with a static water level indicator and are also recorded in the field notes, prior to purging and sampling any wells.

After water levels are collected and prior to sampling, if purging is to occur, each well is purged a minimum of three well casing volumes of water using pre-cleaned pumps (stack, peristaltic or Grundfos), or disposable bailers. Temperature, pH and electrical conductivity are measured a minimum of three times during the purging (additional parameters such as dissolved oxygen, oxidation reduction potential, turbidity may also be measured, depending on specific scope of work.). Purging continues until these parameters stabilize.

Groundwater samples are collected using disposable bailers. The water samples are transferred from the bailer into appropriate containers. Pre-preserved containers, supplied by analytical laboratories, are used. When pre-preserved containers are not available, the laboratory is instructed to preserve the sample as appropriate. Duplicate samples are collected for the laboratory to use in maintaining quality assurance/quality control standards, as directed by the scope of work. The samples are labeled to include the job number, sample identification, collection date and time, analysis, preservation (if any), and the sample collector's initials. The water samples are placed in a cooler, maintained at 4°C for transport to the laboratory. Once collected in the field, all samples are maintained under chain of custody until delivered to the laboratory.

The chain of custody document includes the job number, type of preservation, if any, analysis requested, sample identification, date and time collected, and the sample collector's name. The chain of custody is signed and dated (including time of transfer) by each person who receives or surrenders the samples, beginning with the field personnel and ending with the laboratory personnel.

A laboratory supplied trip blank accompanies each sampling set. The trip blank is analyzed for some or all of the same compounds as the groundwater samples.



GETTLER-RYAN Inc.

WELL MONITORING/SAMPLING FIELD DATA SHEET

Client/Facility#: Rolls Royce Engine Test
 Site Address: 6701 Old Earhart Road
 City: Oakland, CA

Job Number: 25-948218.1
 Event Date: 10-16-14 (inclusive)
 Sampler: AW

Well ID: MW-01
 Well Diameter: 2 1/4 in.
 Total Depth: 8.43 ft.
 Depth to Water: 2.77 ft.

Date Monitored: 10-16-14

Volume	3/4" = 0.02	1" = 0.04	2" = 0.17	3" = 0.38
Factor (VF)	4" = 0.66	5" = 1.02	6" = 1.50	12" = 5.80

Check if water column is less than 0.50 ft.

5.66 xVF .17 = 0.96 x3 case volume = Estimated Purge Volume: 3.0 gal.

Depth to Water w/ 80% Recharge [(Height of Water Column x 0.20) + DTW]: 3.90

Purge Equipment:

Disposable Bailer
 Stainless Steel Bailer _____
 Stack Pump _____
 Peristaltic Pump _____
 QED Bladder Pump _____
 Other: _____

Sampling Equipment:

Disposable Bailer
 Pressure Bailer _____
 Metal Filters _____
 Peristaltic Pump _____
 QED Bladder Pump _____
 Other: _____

Time Started: _____ (2400 hrs)
 Time Completed: _____ (2400 hrs)
 Depth to Product: _____ ft
 Depth to Water: _____ ft
 Hydrocarbon Thickness: _____ ft
 Visual Confirmation/Description: _____
 Skimmer / Absorbant Sock (circle one)
 Amt Removed from Skimmer: _____ ltr
 Amt Removed from Well: _____ ltr
 Water Removed: _____ ltr

Start Time (purge): 0955 Weather Conditions: Sunny
 Sample Time/Date: 1030 / 10-16-14 Water Color: Cloudy Odor: Y 10
 Approx. Flow Rate: - gpm. Sediment Description: Cloudy
 Did well de-water? N If yes, Time: - Volume: - gal. DTW @ Sampling: 3.77

Time (2400 hr.)	Volume (gal.)	pH	Conductivity (µS/mS µmhos/cm)	Temperature (°/ F)	D.O. (mg/L)	ORP (mV)
<u>1000</u>	<u>1.0</u>	<u>8.13</u>	<u>out of range</u>	<u>23.4</u>	_____	_____
<u>1005</u>	<u>2.0</u>	<u>7.62</u>	<u>↓</u>	<u>24.4</u>	_____	_____
<u>1010</u>	<u>3.0</u>	<u>7.47</u>	<u>↓</u>	<u>24.7</u>	_____	_____

LABORATORY INFORMATION

SAMPLE ID	(#) CONTAINER	REFRIG.	PRESERV. TYPE	LABORATORY	ANALYSES
<u>MW-1</u>	<u>7</u> x voa vial	<u>YES</u>	<u>HCL</u>	<u>KIFF</u>	<u>TPH-JET FUEL/TPH-MO/TPH-DRO w/sgc(8015)/TPH-GRO/BTEX/MTBE/NAPHTHALENE(8260)</u>

COMMENTS: _____

Add/Replaced Gasket: _____ Add/Replaced Bolt: _____ Add/Replaced Lock: _____ Add/Replaced Plug: _____



GETTLER-RYAN INC.

WELL MONITORING/SAMPLING FIELD DATA SHEET

Client/Facility#: Rolls Royce Engine Test
 Site Address: 6701 Old Earhart Road
 City: Oakland, CA

Job Number: 25-948218.1
 Event Date: 10-16-14 (inclusive)
 Sampler: AW

Well ID: MW-2
 Well Diameter: 2 1/4 in.
 Total Depth: 8.93 ft.
 Depth to Water: 2.56 ft.

Date Monitored: 10-16-14

Volume	3/4"= 0.02	1"= 0.04	2"= 0.17	3"= 0.38
Factor (VF)	4"= 0.66	5"= 1.02	6"= 1.50	12"= 5.80

Check if water column is less than 0.50 ft.
 Depth to Water w/ 80% Recharge [(Height of Water Column x 0.20) + DTW]: 3.83
 $6.37 \times VF .17 = 1.08$ x3 case volume = Estimated Purge Volume: 3.5 gal.

Purge Equipment:

Disposable Bailer
 Stainless Steel Bailer _____
 Stack Pump _____
 Peristaltic Pump _____
 QED Bladder Pump _____
 Other: _____

Sampling Equipment:

Disposable Bailer
 Pressure Bailer _____
 Metal Filters _____
 Peristaltic Pump _____
 QED Bladder Pump _____
 Other: _____

Time Started:	_____ (2400 hrs)
Time Completed:	_____ (2400 hrs)
Depth to Product:	_____ ft
Depth to Water:	_____ ft
Hydrocarbon Thickness:	_____ ft
Visual Confirmation/Description:	_____
Skimmer / Absorbant Sock (circle one)	_____
Amt Removed from Skimmer:	_____ ltr
Amt Removed from Well:	_____ ltr
Water Removed:	_____ ltr

Start Time (purge): 1400 Weather Conditions: Sunny
 Sample Time/Date: 1730 / 10-16-14 Water Color: cloudy Odor: Y / N
 Approx. Flow Rate: - gpm. Sediment Description: Cloudy
 Did well de-water? n If yes, Time: - Volume: - gal. DTW @ Sampling: 3.34

Time (2400 hr.)	Volume (gal.)	pH	Conductivity (µS / mS µmhos/cm)	Temperature (°C / F)	D.O. (mg/L)	ORP (mV)
<u>1405</u>	<u>1.5</u>	<u>8.03</u>	<u>out of range</u>	<u>22.8</u>		
<u>1410</u>	<u>2.5</u>	<u>7.74</u>	<u>↓</u>	<u>23.4</u>		
<u>1415</u>	<u>3.5</u>	<u>7.55</u>		<u>24.2</u>		

LABORATORY INFORMATION

SAMPLE ID	(#) CONTAINER	REFRIG.	PRESERV. TYPE	LABORATORY	ANALYSES
<u>MW-2</u>	<u>7</u> x voa vial	<u>YES</u>	<u>HCL</u>	<u>KIFF</u>	<u>TPH-JET FUEL/TPH-MO/TPH-DRO w/sgc(8015)/TPH-GRO/BTEX/MTBE/NAPHTHALENE(8260)</u>

COMMENTS: _____



GETTLER-RYAN INC.

WELL MONITORING/SAMPLING FIELD DATA SHEET

Client/Facility#: Rolls Royce Engine Test
 Site Address: 6701 Old Earhart Road
 City: Oakland, CA

Job Number: 25-948218.1
 Event Date: 10.16.14 (inclusive)
 Sampler: FT

Well ID: MW-3
 Well Diameter: 2/4 in.
 Total Depth: 12.10 ft.
 Depth to Water: 4.23 ft.
7.87 xVF = 1.33

Date Monitored: 10.16.14

Volume Factor (VF)	3/4"= 0.02	1"= 0.04	2"= 0.17	3"= 0.38
	4"= 0.66	5"= 1.02	6"= 1.50	12"= 5.80

Check if water column is less than 0.50 ft.

Depth to Water w/ 80% Recharge [(Height of Water Column x 0.20) + DTW]: 5.80
 x3 case volume = Estimated Purge Volume: 4.0 gal.

Purge Equipment:

Disposable Bailer
 Stainless Steel Bailer _____
 Stack Pump _____
 Peristaltic Pump _____
 QED Bladder Pump _____
 Other: _____

Sampling Equipment:

Disposable Bailer
 Pressure Bailer _____
 Metal Filters _____
 Peristaltic Pump _____
 QED Bladder Pump _____
 Other: _____

Time Started: _____ (2400 hrs)
 Time Completed: _____ (2400 hrs)
 Depth to Product: _____ ft
 Depth to Water: _____ ft
 Hydrocarbon Thickness: _____ ft
 Visual Confirmation/Description: _____
 Skimmer / Absorbant Sock (circle one)
 Amt Removed from Skimmer: _____ ltr
 Amt Removed from Well: _____ ltr
 Water Removed: _____ ltr

Start Time (purge): 1210
 Sample Time/Date: 1230 / 10.16.14
 Approx. Flow Rate: _____ gpm.
 Did well de-water? No If yes, Time: _____

Weather Conditions: cloudy / sunny
 Water Color: CLEAN Odor: Y / N
 Sediment Description: NONE
 Volume: _____ gal. DTW @ Sampling: 4.64

Time (2400 hr.)	Volume (gal.)	pH	Conductivity (µS) / mS / µmhos/cm	Temperature (°C / F)	D.O. (mg/L)	ORP (mV)
<u>1213</u>	<u>1.5</u>	<u>7.36</u>	<u>1296</u>	<u>21.6</u>	_____	_____
<u>1216</u>	<u>3.0</u>	<u>7.31</u>	<u>1321</u>	<u>21.2</u>	_____	_____
<u>1219</u>	<u>4.0</u>	<u>7.27</u>	<u>1375</u>	<u>20.8</u>	_____	_____

LABORATORY INFORMATION

SAMPLE ID	(#) CONTAINER	REFRIG.	PRESERV. TYPE	LABORATORY	ANALYSES
<u>MW-3</u>	<u>7</u> x voa vial	<u>YES</u>	<u>HCL</u>	<u>KIFF</u>	<u>TPH-JET FUEL/TPH-MO/TPH-DRO w/sgc(8015)/TPH-GRO/BTEX/MTBE/NAPHTHALENE(8260)</u>

COMMENTS: Boiler L. 8" (15F, 2 Broken Bolts in Flanges)



GETTLER-RYAN INC.

WELL MONITORING/SAMPLING FIELD DATA SHEET

Client/Facility#: Rolls Royce Engine Test Job Number: 25-948218.1
 Site Address: 6701 Old Earhart Road Event Date: 10/16/14 (inclusive)
 City: Oakland, CA Sampler: GM

Well ID: MW-4 Date Monitored: 10/16/14
 Well Diameter: 2 1/4 in.
 Total Depth: 9.95 ft.
 Depth to Water: 5.36 ft. Check if water column is less than 0.50 ft.
4.59 xVF 0.17 = 0.78 x3 case volume = Estimated Purge Volume: 2.5 gal.

Volume Factor (VF)	3/4" = 0.02	1" = 0.04	2" = 0.17	3" = 0.38
	4" = 0.66	5" = 1.02	6" = 1.50	12" = 5.80

Depth to Water w/ 80% Recharge [(Height of Water Column x 0.20) + DTW]: 6.27

Purge Equipment:

Disposable Bailer X
 Stainless Steel Bailer _____
 Stack Pump _____
 Peristaltic Pump _____
 QED Bladder Pump _____
 Other: _____

Sampling Equipment:

Disposable Bailer X
 Pressure Bailer _____
 Metal Filters _____
 Peristaltic Pump _____
 QED Bladder Pump _____
 Other: _____

Time Started:	_____ (2400 hrs)
Time Completed:	_____ (2400 hrs)
Depth to Product:	_____ ft
Depth to Water:	_____ ft
Hydrocarbon Thickness:	<u>0</u> ft
Visual Confirmation/Description:	_____
Skimmer / Absorbant Sock (circle one)	_____
Amt Removed from Skimmer:	_____ ltr
Amt Removed from Well:	_____ ltr
Water Removed:	_____ ltr

Start Time (purge): 0850 Weather Conditions: Sunny
 Sample Time/Date: 0920 / 10/16/14 Water Color: BLACK TINT Odor: 0 IN SLIGHT
 Approx. Flow Rate: _____ gpm. Sediment Description: SILT
 Did well de-water? NO If yes, Time: _____ Volume: _____ gal. DTW @ Sampling: 5.97

Time (2400 hr.)	Volume (gal.)	pH	Conductivity (µS mS µmhos/cm)	Temperature (C / F)	D.O. (mg/L)	ORP (mV)
<u>0853</u>	<u>1</u>	<u>6.64</u>	<u>out of RANGE</u>	<u>21.6</u>	_____	_____
<u>0855</u>	<u>1.75</u>	<u>6.60</u>	<u>↓</u>	<u>21.5</u>	_____	_____
<u>0857</u>	<u>2.5</u>	<u>6.61</u>	<u>↓</u>	<u>21.5</u>	_____	_____

LABORATORY INFORMATION

SAMPLE ID	(#) CONTAINER	REFRIG.	PRESERV. TYPE	LABORATORY	ANALYSES
<u>MW-4</u>	<u>7</u> x voa vial	<u>YES</u>	<u>HCL</u>	<u>KIFF</u>	<u>TPH-JET FUEL/TPH-MO/TPH-DRO w/sgc(8015)/TPH-GRO/BTEX/MTBE/NAPHTHALENE(8260)</u>

COMMENTS: _____

Add/Replaced Gasket: _____ Add/Replaced Bolt: _____ Add/Replaced Lock: _____ Add/Replaced Plug: _____



GETTLER-RYAN INC.

WELL MONITORING/SAMPLING FIELD DATA SHEET

Client/Facility#: Rolls Royce Engine Test
 Site Address: 6701 Old Earhart Road
 City: Oakland, CA

Job Number: 25-948218.1
 Event Date: 10/16/14 (inclusive)
 Sampler: GM

Well ID: MW-5
 Well Diameter: (2)4 in.
 Total Depth: 9.62 ft.
 Depth to Water: 4.10 ft.

Date Monitored: 10/16/14

Volume	3/4"= 0.02	1"= 0.04	2"= 0.17	3"= 0.38
Factor (VF)	4"= 0.66	5"= 1.02	6"= 1.50	12"= 5.80

Check if water column is less than 0.50 ft.

5.52 xVF 0.17 = 0.93 x3 case volume = Estimated Purge Volume: 3 gal.

Depth to Water w/ 80% Recharge [(Height of Water Column x 0.20) + DTW]: 5.20

Purge Equipment:

Disposable Bailer X
 Stainless Steel Bailer _____
 Stack Pump _____
 Peristaltic Pump _____
 QED Bladder Pump _____
 Other: _____

Sampling Equipment:

Disposable Bailer X
 Pressure Bailer _____
 Metal Filters _____
 Peristaltic Pump _____
 QED Bladder Pump _____
 Other: _____

Time Started:	_____ (2400 hrs)
Time Completed:	_____ (2400 hrs)
Depth to Product:	_____ ft
Depth to Water:	_____ ft
Hydrocarbon Thickness:	<u>0</u> ft
Visual Confirmation/Description:	_____
Skimmer / Absorbant Sock (circle one)	_____
Amt Removed from Skimmer:	_____ ltr
Amt Removed from Well:	_____ ltr
Water Removed:	_____ ltr

Start Time (purge): 1050
 Sample Time/Date: 1125 / 10/16/14
 Approx. Flow Rate: — gpm.
 Did well de-water? NO If yes, Time: _____

Weather Conditions: Sunny
 Water Color: TAN Odor: D/N SLIGHT
 Sediment Description: SILT
 Volume: — gal. DTW @ Sampling: 4.66

Time (2400 hr.)	Volume (gal.)	pH	Conductivity (µS / mS µmhos/cm)	Temperature (C / F)	D.O. (mg/L)	ORP (mV)
<u>1052</u>	<u>1</u>	<u>6.73</u>	<u>out of RANGE</u>	<u>22.5</u>	_____	_____
<u>1055</u>	<u>2</u>	<u>6.72</u>	<u>↓</u>	<u>22.0</u>	_____	_____
<u>1058</u>	<u>3</u>	<u>6.70</u>	<u>↓</u>	<u>22.1</u>	_____	_____

LABORATORY INFORMATION

SAMPLE ID	(#) CONTAINER	REFRIG.	PRESERV. TYPE	LABORATORY	ANALYSES
<u>MW-5</u>	<u>7x vov vial</u>	<u>YES</u>	<u>HCL</u>	<u>KIFF</u>	<u>TPH-JET FUEL/TPH-MO/TPH-DRO w/sgc(8015)/TPH-GRO/BTEX/MTBE/NAPHTHALENE(8260)</u>

COMMENTS: _____



GETTLER - RYAN INC.

WELL MONITORING/SAMPLING FIELD DATA SHEET

Client/Facility#: Rolls Royce Engine Test
 Site Address: 6701 Old Earhart Road
 City: Oakland, CA

Job Number: 25-948218.1
 Event Date: 10/16/14 (inclusive)
 Sampler: Gum

Well ID: MW-6
 Well Diameter: 2 1/4 in.
 Total Depth: 10.47 ft.
 Depth to Water: 5.18 ft.
5.49 xVF 0.17 = 0.93

Date Monitored: 10/16/14

Volume	3/4"= 0.02	1"= 0.04	2"= 0.17	3"= 0.38
Factor (VF)	4"= 0.66	5"= 1.02	6"= 1.50	12"= 5.80

Check if water column is less than 0.50 ft.

x3 case volume = Estimated Purge Volume: 3 gal.

Depth to Water w/ 80% Recharge [(Height of Water Column x 0.20) + DTW]: 6.27

Purge Equipment:

Disposable Bailer X
 Stainless Steel Bailer _____
 Stack Pump _____
 Peristaltic Pump _____
 QED Bladder Pump _____
 Other: _____

Sampling Equipment:

Disposable Bailer X
 Pressure Bailer _____
 Metal Filters _____
 Peristaltic Pump _____
 QED Bladder Pump _____
 Other: _____

Time Started:	_____ (2400 hrs)
Time Completed:	_____ (2400 hrs)
Depth to Product:	_____ ft
Depth to Water:	_____ ft
Hydrocarbon Thickness:	<u>Ø</u> ft
Visual Confirmation/Description:	_____
Skimmer / Absorbant Sock (circle one)	_____
Amt Removed from Skimmer:	_____ ltr
Amt Removed from Well:	_____ ltr
Water Removed:	_____ ltr

Start Time (purge): 0932
 Sample Time/Date: 1000 10/16/14
 Approx. Flow Rate: — gpm.
 Did well de-water? NO If yes, Time: _____

Weather Conditions: Sunny
 Water Color: CHARCOAL Odor: Ø N SLIGHT
 Sediment Description: SILT
 Volume: — gal. DTW @ Sampling: 5.88

Time (2400 hr.)	Volume (gal.)	pH	Conductivity (µS mS µmhos/cm)	Temperature (° / F)	D.O. (mg/L)	ORP (mV)
<u>0935</u>	<u>1</u>	<u>6.70</u>	<u>OUT OF RANGE</u>	<u>21.1</u>	_____	_____
<u>0937</u>	<u>2</u>	<u>6.72</u>	<u>↓</u>	<u>21.1</u>	_____	_____
<u>0940</u>	<u>3</u>	<u>6.68</u>	<u>↓</u>	<u>21.0</u>	_____	_____

LABORATORY INFORMATION

SAMPLE ID	(#) CONTAINER	REFRIG.	PRESERV. TYPE	LABORATORY	ANALYSES
<u>MW-6</u>	<u>7x voa vial</u>	<u>YES</u>	<u>HCL</u>	<u>KIFF</u>	<u>TPH-JET FUEL/TPH-MO/TPH-DRO w/sgc(8015)/TPH-GRO/BTEX/MTBE/NAPHTHALENE(8260)</u>

COMMENTS: _____

Add/Replaced Gasket: _____ Add/Replaced Bolt: _____ Add/Replaced Lock: _____ Add/Replaced Plug: _____



GETTLER - RYAN INC.

WELL MONITORING/SAMPLING FIELD DATA SHEET

Client/Facility#: Rolls Royce Engine Test
 Site Address: 6701 Old Earhart Road
 City: Oakland, CA

Job Number: 25-948218.1
 Event Date: 10/16/14 (inclusive)
 Sampler: GM

Well ID: MW-7
 Well Diameter: 2 1/4 in.
 Total Depth: 1910' ft.
 Depth to Water: 5.01 ft.
5.09 xVF 0.17 = 0.86

Date Monitored: 10/16/14

Volume	3/4"= 0.02	1"= 0.04	2"= 0.17	3"= 0.38
Factor (VF)	4"= 0.66	5"= 1.02	6"= 1.50	12"= 5.80

Check if water column is less than 0.50 ft.

Depth to Water w/ 80% Recharge [(Height of Water Column x 0.20) + DTW]: 6.02

Purge Equipment:
 Disposable Bailer: X
 Stainless Steel Bailer: _____
 Stack Pump: _____
 Peristaltic Pump: _____
 QED Bladder Pump: _____
 Other: _____

Sampling Equipment:
 Disposable Bailer: X
 Pressure Bailer: _____
 Metal Filters: _____
 Peristaltic Pump: _____
 QED Bladder Pump: _____
 Other: _____

Time Started: _____ (2400 hrs)
 Time Completed: _____ (2400 hrs)
 Depth to Product: _____ ft
 Depth to Water: _____ ft
 Hydrocarbon Thickness: 0 ft
 Visual Confirmation/Description: _____
 Skimmer / Absorbant Sock (circle one)
 Amt Removed from Skimmer: _____ ltr
 Amt Removed from Well: _____ ltr
 Water Removed: _____ ltr

Start Time (purge): 1015
 Sample Time/Date: 1040 / 10/16/14
 Approx. Flow Rate: _____ gpm.
 Did well de-water? NO

Weather Conditions: Sunny
 Water Color: CHARCOAL Odor: YIN MODERATE
 Sediment Description: SILT
 If yes, Time: _____ Volume: _____ gal. DTW @ Sampling: SILT

Time (2400 hr.)	Volume (gal.)	pH	Conductivity (µS / mS µmhos/cm)	Temperature (° / F)	D.O. (mg/L)	ORP (mV)
<u>1017</u>	<u>1</u>	<u>6.72</u>	<u>OUT OF RANGE</u>	<u>19.9</u>		
<u>1019</u>	<u>2</u>	<u>6.70</u>	<u>↓</u>	<u>19.9</u>		
<u>1021</u>	<u>3</u>	<u>6.69</u>	<u>↓</u>	<u>19.9</u>		

LABORATORY INFORMATION

SAMPLE ID	(#) CONTAINER	REFRIG.	PRESERV. TYPE	LABORATORY	ANALYSES
<u>MW-7</u>	<u>7</u> x voa vial	<u>YES</u>	<u>HCL</u>	<u>KIFF</u>	<u>TPH-JET FUEL/TPH-MO/TPH-DRO w/sgc(8015)/TPH-GRO/BTEX/MTBE/NAPHTHALENE(8260)</u>

COMMENTS: _____



GETTLER-RYAN INC.

WELL MONITORING/SAMPLING FIELD DATA SHEET

Client/Facility#: Rolls Royce Engine Test
 Site Address: 6701 Old Earhart Road
 City: Oakland, CA

Job Number: 25-948218.1
 Event Date: 10/16/14 (inclusive)
 Sampler: GM

Well ID: MW-8
 Well Diameter: 2.4 in.
 Total Depth: 9.79 ft.
 Depth to Water: 3.92 ft.
5.87 xVF = 0.17 = 0.99

Date Monitored: 10/16/14

Volume Factor (VF)	3/4" = 0.02	1" = 0.04	2" = 0.17	3" = 0.38
	4" = 0.66	5" = 1.02	6" = 1.50	12" = 5.80

Check if water column is less than 0.50 ft.

Depth to Water w/ 80% Recharge [(Height of Water Column x 0.20) + DTW]: 5.09
 x3 case volume = Estimated Purge Volume: 3 gal.

Purge Equipment:

Disposable Bailer: X
 Stainless Steel Bailer: _____
 Stack Pump: _____
 Peristaltic Pump: _____
 QED Bladder Pump: _____
 Other: _____

Sampling Equipment:

Disposable Bailer: X
 Pressure Bailer: _____
 Metal Filters: _____
 Peristaltic Pump: _____
 QED Bladder Pump: _____
 Other: _____

Time Started: _____ (2400 hrs)
 Time Completed: _____ (2400 hrs)
 Depth to Product: _____ ft
 Depth to Water: _____ ft
 Hydrocarbon Thickness: 0 ft
 Visual Confirmation/Description: _____
 Skimmer / Absorbant Sock (circle one)
 Amt Removed from Skimmer: _____ ltr
 Amt Removed from Well: _____ ltr
 Water Removed: _____ ltr

Start Time (purge): 1240
 Sample Time/Date: 1315 / 10/16/14
 Approx. Flow Rate: 0 gpm.
 Did well de-water? NO If yes, Time: _____ Volume: _____ gal.

Weather Conditions: SUNNY
 Water Color: CHARCOAL Odor: DN MODERATE
 Sediment Description: SILT
 DTW @ Sampling: 4.57

Time (2400 hr.)	Volume (gal.)	pH	Conductivity (µS) mS (µmhos/cm)	Temperature (C) (F)	D.O. (mg/L)	ORP (mV)
<u>1243</u>	<u>1</u>	<u>6.89</u>	<u>OUT OF RANGE</u>	<u>22.6</u>	_____	_____
<u>1246</u>	<u>2</u>	<u>6.85</u>	<u>↓</u>	<u>22.4</u>	_____	_____
<u>1248</u>	<u>3</u>	<u>6.84</u>	<u>↓</u>	<u>22.3</u>	_____	_____

LABORATORY INFORMATION

SAMPLE ID	(#) CONTAINER	REFRIG.	PRESERV. TYPE	LABORATORY	ANALYSES
<u>MW-8</u>	<u>7x vov vial</u>	<u>YES</u>	<u>HCL</u>	<u>KIFF</u>	<u>TPH-JET FUEL/TPH-MO/TPH-DRO w/sgc(8015)/TPH-GRO/BTEX/MTBE/NAPHTHALENE(8260)</u>

COMMENTS: _____

Add/Replaced Gasket: _____ Add/Replaced Bolt: _____ Add/Replaced Lock: _____ Add/Replaced Plug: _____



GETTLER-RYAN INC.

WELL MONITORING/SAMPLING FIELD DATA SHEET

Client/Facility#: Rolls Royce Engine Test
 Site Address: 6701 Old Earhart Road
 City: Oakland, CA

Job Number: 25-948218.1
 Event Date: 10-16-14 (inclusive)
 Sampler: AW

Well ID: MW-9
 Well Diameter: 2.14 in.
 Total Depth: 9.95 ft.
 Depth to Water: 5.20 ft.

Date Monitored: 10-16-14

Volume Factor (VF)	3/4"= 0.02	1"= 0.04	2"= 0.17	3"= 0.38
	4"= 0.66	5"= 1.02	6"= 1.50	12"= 5.80

Check if water column is less than 0.50 ft.
 Depth to Water w/ 80% Recharge [(Height of Water Column x 0.20) + DTW]: 6.15
 xVF .17 = 0.80 x3 case volume = Estimated Purge Volume: 2.5 gal.

Purge Equipment:
 Disposable Bailer
 Stainless Steel Bailer _____
 Stack Pump _____
 Peristaltic Pump _____
 QED Bladder Pump _____
 Other: _____

Sampling Equipment:
 Disposable Bailer
 Pressure Bailer _____
 Metal Filters _____
 Peristaltic Pump _____
 QED Bladder Pump _____
 Other: _____

Time Started: _____ (2400 hrs)
 Time Completed: _____ (2400 hrs)
 Depth to Product: _____ ft
 Depth to Water: _____ ft
 Hydrocarbon Thickness: _____ ft
 Visual Confirmation/Description: _____
 Skimmer / Absorbant Sock (circle one)
 Amt Removed from Skimmer: _____ ltr
 Amt Removed from Well: _____ ltr
 Water Removed: _____ ltr

Start Time (purge): 1045 Weather Conditions: Sunny
 Sample Time/Date: 1120 / 10-16-14 Water Color: Cloudy Odor: Y / N
 Approx. Flow Rate: _____ gpm. Sediment Description: Cloudy
 Did well de-water? N If yes, Time: _____ Volume: _____ gal. DTW @ Sampling: 6.00

Time (2400 hr.)	Volume (gal.)	pH	Conductivity (mS / umhos/cm)	Temperature (°F)	D.O. (mg/L)	ORP (mV)
<u>1048</u>	<u>1.0</u>	<u>7.34</u>	<u>out of range</u>	<u>22.4</u>		
<u>1052</u>	<u>2.2</u>	<u>7.40</u>	<u>↓</u>	<u>22.7</u>		
<u>1057</u>	<u>2.5</u>	<u>7.42</u>	<u>↓</u>	<u>22.9</u>		

LABORATORY INFORMATION

SAMPLE ID	(#) CONTAINER	REFRIG.	PRESERV. TYPE	LABORATORY	ANALYSES
<u>MW-9</u>	<u>7</u> x voa vial	<u>YES</u>	<u>HCL</u>	<u>KIFF</u>	<u>TPH-JET FUEL/TPH-MO/TPH-DRO w/sgc(8015)/TPH-GRO/BTEX/MTBE/NAPHTHALENE(8260)</u>

COMMENTS: _____



GETTLER-RYAN INC.

WELL MONITORING/SAMPLING FIELD DATA SHEET

Client/Facility#: Rolls Royce Engine Test
 Site Address: 6701 Old Earhart Road
 City: Oakland, CA

Job Number: 25-948218.1
 Event Date: 10-16-14 (inclusive)
 Sampler: AW

Well ID: MW-10
 Well Diameter: 2 1/4 in.
 Total Depth: 10.09 ft.
 Depth to Water: 3.25 ft.

Date Monitored: 10-16-14

Volume	3/4"= 0.02	1"= 0.04	2"= 0.17	3"= 0.38
Factor (VF)	4"= 0.66	5"= 1.02	6"= 1.50	12"= 5.80

Check if water column is less than 0.50 ft.
 $6.84 \times VF .17 = 1.16$ x3 case volume = Estimated Purge Volume: 3.5 gal.

Depth to Water w/ 80% Recharge [(Height of Water Column x 0.20) + DTW]: 4.61

Purge Equipment:

Disposable Bailer
 Stainless Steel Bailer _____
 Stack Pump _____
 Peristaltic Pump _____
 QED Bladder Pump _____
 Other: _____

Sampling Equipment:

Disposable Bailer
 Pressure Bailer _____
 Metal Filters _____
 Peristaltic Pump _____
 QED Bladder Pump _____
 Other: _____

Time Started: _____ (2400 hrs)
 Time Completed: _____ (2400 hrs)
 Depth to Product: _____ ft
 Depth to Water: _____ ft
 Hydrocarbon Thickness: _____ ft
 Visual Confirmation/Description: _____
 Skimmer / Absorbant Sock (circle one)
 Amt Removed from Skimmer: _____ ltr
 Amt Removed from Well: _____ ltr
 Water Removed: _____ ltr

Start Time (purge): 1225 Weather Conditions: Sunny
 Sample Time/Date: 1300 / 10-16-14 Water Color: Cloudy Odor: 0 / N / moderate
 Approx. Flow Rate: _____ gpm. Sediment Description: Cloudy
 Did well de-water? N If yes, Time: _____ Volume: _____ gal. DTW @ Sampling: 4.11

Time (2400 hr.)	Volume (gal.)	pH	Conductivity (µS / mS µmhos/cm)	Temperature (° / F)	D.O. (mg/L)	ORP (mV)
1230 1230	1.5	8.57	out of range	23.5		
1235	2.5	7.66	↓	23.9		
1240	3.5	7.58		24.2		

LABORATORY INFORMATION

SAMPLE ID	(#) CONTAINER	REFRIG.	PRESERV. TYPE	LABORATORY	ANALYSES
<u>MW10</u>	<u>7</u> x voa vial	<u>YES</u>	<u>HCL</u>	<u>KIFF</u>	<u>TPH-JET FUEL/TPH-MO/TPH-DRO w/sgc(8015)/TPH-GRO/BTEX/MTBE/NAPHTHALENE(8260)</u>

COMMENTS:

Add/Replaced Gasket: _____ Add/Replaced Bolt: _____ Add/Replaced Lock: _____ Add/Replaced Plug: _____



GETTLER-RYAN INC.

WELL MONITORING/SAMPLING FIELD DATA SHEET

Client/Facility#: Rolls Royce Engine Test
 Site Address: 6701 Old Earhart Road
 City: Oakland, CA

Job Number: 25-948218.1
 Event Date: 10-16-14 (inclusive)
 Sampler: AW

Well ID: MW-11
 Well Diameter: 2.4 in.
 Total Depth: 9.70 ft.
 Depth to Water: 3.48 ft.

Date Monitored: 10-16-14

Volume Factor (VF)	3/4" = 0.02	1" = 0.04	2" = 0.17	3" = 0.38
	4" = 0.66	5" = 1.02	6" = 1.50	12" = 5.80

Check if water column is less than 0.50 ft.
 Depth to Water w/ 80% Recharge [(Height of Water Column x 0.20) + DTW]: 4.72
 $6.22 \times VF .17 = 1.05 \times 3 \text{ case volume} = \text{Estimated Purge Volume: } 3.5 \text{ gal.}$

Purge Equipment:

Disposable Bailer
 Stainless Steel Bailer _____
 Stack Pump _____
 Peristaltic Pump _____
 QED Bladder Pump _____
 Other: _____

Sampling Equipment:

Disposable Bailer
 Pressure Bailer _____
 Metal Filters _____
 Peristaltic Pump _____
 QED Bladder Pump _____
 Other: _____

Time Started:	_____ (2400 hrs)
Time Completed:	_____ (2400 hrs)
Depth to Product:	_____ ft
Depth to Water:	_____ ft
Hydrocarbon Thickness:	_____ ft
Visual Confirmation/Description:	_____
Skimmer / Absorbant Sock (circle one)	_____
Amt Removed from Skimmer:	_____ ltr
Amt Removed from Well:	_____ ltr
Water Removed:	_____ ltr

Start Time (purge): 1135
 Sample Time/Date: 1210 / 10-16-14
 Approx. Flow Rate: 7 gpm.
 Did well de-water? If yes, Time: _____ Volume: _____ gal.

Weather Conditions: Sunny
 Water Color: Cloudy Odor: (N) Sulfur Smell
 Sediment Description: Cloudy
 DTW @ Sampling: 4.46

Time (2400 hr.)	Volume (gal.)	pH	Conductivity (AS) mS (µmhos/cm)	Temperature (° / F)	D.O. (mg/L)	ORP (mV)
<u>1140</u>	<u>1.5</u>	<u>7.50</u>	<u>out of range</u>	<u>21.9</u>	_____	_____
<u>1145</u>	<u>2.5</u>	<u>7.48</u>	<u>↓</u>	<u>21.7</u>	_____	_____
<u>1150</u>	<u>3.5</u>	<u>7.47</u>	_____	<u>21.6</u>	_____	_____

LABORATORY INFORMATION

SAMPLE ID	(#) CONTAINER	REFRIG.	PRESERV. TYPE	LABORATORY	ANALYSES
<u>MW-11</u>	<u>7</u> x voa vial	YES	HCL	KIFF	TPH-JET FUEL/TPH-MO/TPH-DRO w/sgc(8015)/ TPH-GRO/BTEX/MTBE/NAPHTHALENE(8260)

COMMENTS:

Add/Replaced Gasket: _____ Add/Replaced Bolt: _____ Add/Replaced Lock: _____ Add/Replaced Plug: _____



GETTLER-RYAN INC.

WELL MONITORING/SAMPLING FIELD DATA SHEET

Client/Facility#: Rolls Royce Engine Test
 Site Address: 6701 Old Earhart Road
 City: Oakland, CA

Job Number: 25-948218.1
 Event Date: 10-16-14 (inclusive)
 Sampler: AW

Well ID: MW-12
 Well Diameter: 2.4 in.
 Total Depth: 9.95 ft.
 Depth to Water: 3.04 ft.
6.91 xVF = 1.17

Date Monitored: 10-16-14

Volume	3/4"= 0.02	1"= 0.04	2"= 0.17	3"= 0.38
Factor (VF)	4"= 0.66	5"= 1.02	6"= 1.50	12"= 5.80

Check if water column is less than 0.50 ft.

x3 case volume = Estimated Purge Volume: 3.5 gal.

Depth to Water w/ 80% Recharge [(Height of Water Column x 0.20) + DTW]: 4.42

Purge Equipment:

Disposable Bailer
 Stainless Steel Bailer _____
 Stack Pump _____
 Peristaltic Pump _____
 QED Bladder Pump _____
 Other: _____

Sampling Equipment:

Disposable Bailer
 Pressure Bailer _____
 Metal Filters _____
 Peristaltic Pump _____
 QED Bladder Pump _____
 Other: _____

Time Started:	_____ (2400 hrs)
Time Completed:	_____ (2400 hrs)
Depth to Product:	_____ ft
Depth to Water:	_____ ft
Hydrocarbon Thickness:	_____ ft
Visual Confirmation/Description:	_____
Skimmer / Absorbant Sock (circle one)	_____
Amt Removed from Skimmer:	_____ ltr
Amt Removed from Well:	_____ ltr
Water Removed:	_____ ltr

Start Time (purge): 1315 Weather Conditions: Sunny
 Sample Time/Date: 1345 / 10-16-14 Water Color: cloudy Odor: Y 10
 Approx. Flow Rate: - gpm. Sediment Description: cloudy
 Did well de-water? N If yes, Time: _____ Volume: _____ gal. DTW @ Sampling: 4.00

Time (2400 hr.)	Volume (gal.)	pH	Conductivity (µS / mS µmhos/cm)	Temperature (C / F)	D.O. (mg/L)	ORP (mV)
<u>1320</u>	<u>1.5</u>	<u>8.02</u>	<u>out of range</u>	<u>23.9</u>		
<u>1325</u>	<u>2.5</u>	<u>7.82</u>	<u>↓</u>	<u>24.2</u>		
<u>1330</u>	<u>3.5</u>	<u>7.74</u>		<u>24.5</u>		

LABORATORY INFORMATION

SAMPLE ID	(#) CONTAINER	REFRIG.	PRESERV. TYPE	LABORATORY	ANALYSES
<u>MW-12</u>	<u>7</u> x voa vial	<u>YES</u>	<u>HCL</u>	<u>KIFF</u>	<u>TPH-JET FUEL/TPH-MO/TPH-DRO w/sgc(8015)/TPH-GRO/BTEX/MTBE/NAPHTHALENE(8260)</u>

COMMENTS:

Add/Replaced Gasket: _____ Add/Replaced Bolt: _____ Add/Replaced Lock: _____ Add/Replaced Plug: _____



GETTLER-RYAN INC.

WELL MONITORING/SAMPLING FIELD DATA SHEET

Client/Facility#: Rolls Royce Engine Test
 Site Address: 6701 Old Earhart Road
 City: Oakland, CA

Job Number: 25-948218.1
 Event Date: 10.16.14 (inclusive)
 Sampler: FT

Well ID: MW-13
 Well Diameter: 1/4 in.
 Total Depth: 9.52 ft.
 Depth to Water: 1.89 ft.

Date Monitored: 10.16.14

Volume	3/4"= 0.02	1"= 0.04	2"= 0.17	3"= 0.38
Factor (VF)	4"= 0.66	5"= 1.02	6"= 1.50	12"= 5.80

Check if water column is less than 0.50 ft.

Depth to Water w/ 80% Recharge [(Height of Water Column x 0.20) + DTW]: 3.41
 $7.63 \times VF .66 = 5.03 \times 3 \text{ case volume} = \text{Estimated Purge Volume: } 15.0 \text{ gal.}$

Purge Equipment:

Disposable Bailer
 Stainless Steel Bailer _____
 Stack Pump _____
 Peristaltic Pump _____
 QED Bladder Pump _____
 Other: _____

Sampling Equipment:

Disposable Bailer
 Pressure Bailer _____
 Metal Filters _____
 Peristaltic Pump _____
 QED Bladder Pump _____
 Other: _____

Time Started:	_____ (2400 hrs)
Time Completed:	_____ (2400 hrs)
Depth to Product:	_____ ft
Depth to Water:	_____ ft
Hydrocarbon Thickness:	_____ ft
Visual Confirmation/Description:	_____
Skimmer / Absorbant Sock (circle one)	_____
Amt Removed from Skimmer:	_____ ltr
Amt Removed from Well:	_____ ltr
Water Removed:	_____ ltr

Start Time (purge): 1245 Weather Conditions: CLOUDY / SUNNY
 Sample Time/Date: 1345 / 10.16.14 Water Color: CLEAN Odor: 0 / N SLIGHT
 Approx. Flow Rate: — gpm. Sediment Description: NONE
 Did well de-water? YES If yes, Time: 1252 Volume: 5.0 gal. DTW @ Sampling: 3.37

Time (2400 hr.)	Volume (gal.)	pH	Conductivity (µS / mS µmhos/cm)	Temperature (°C / F)	D.O. (mg/L)	ORP (mV)
<u>1252</u>	<u>5.0</u>	<u>7.19</u>	<u>1746</u>	<u>22.0</u>	<u>—</u>	<u>—</u>
_____	_____	_____	_____	_____	_____	_____
_____	_____	_____	_____	_____	_____	_____

LABORATORY INFORMATION

SAMPLE ID	(#) CONTAINER	REFRIG.	PRESERV. TYPE	LABORATORY	ANALYSES
<u>MW-13</u>	<u>7</u> x voa vial	<u>YES</u>	<u>HCL</u>	<u>KIFF</u>	<u>TPH-JET FUEL/TPH-MO/TPH-DRO w/sgc(8015)/TPH-GRO/BTEX/MTBE/NAPHTHALENE(8260)</u>
_____	_____	_____	_____	_____	_____
_____	_____	_____	_____	_____	_____
_____	_____	_____	_____	_____	_____
_____	_____	_____	_____	_____	_____

COMMENTS: MORRISON 12" OIL



GETTLER-RYAN INC.

WELL MONITORING/SAMPLING FIELD DATA SHEET

Client/Facility#: Rolls Royce Engine Test
 Site Address: 6701 Old Earhart Road
 City: Oakland, CA

Job Number: 25-948218.1
 Event Date: 10.16.14 (inclusive)
 Sampler: FT

Well ID: MW-14
 Well Diameter: 2 1/4 in.
 Total Depth: 10.04 ft.
 Depth to Water: 2.08 ft.
7.96 xVF .17 = 1.35

Date Monitored: 10.16.14

Volume	3/4"= 0.02	1"= 0.04	2"= 0.17	3"= 0.38
Factor (VF)	4"= 0.66	5"= 1.02	6"= 1.50	12"= 5.80

Check if water column is less than 0.50 ft.

Depth to Water w/ 80% Recharge [(Height of Water Column x 0.20) + DTW]: 3.67

Purge Equipment:
 Disposable Bailer
 Stainless Steel Bailer _____
 Stack Pump _____
 Peristaltic Pump _____
 QED Bladder Pump _____
 Other: _____

Sampling Equipment:
 Disposable Bailer
 Pressure Bailer _____
 Metal Filters _____
 Peristaltic Pump _____
 QED Bladder Pump _____
 Other: _____

Time Started: _____ (2400 hrs)
 Time Completed: _____ (2400 hrs)
 Depth to Product: _____ ft
 Depth to Water: _____ ft
 Hydrocarbon Thickness: _____ ft
 Visual Confirmation/Description: _____
 Skimmer / Absorbant Sock (circle one)
 Amt Removed from Skimmer: _____ ltr
 Amt Removed from Well: _____ ltr
 Water Removed: _____ ltr

Start Time (purge): 1135
 Sample Time/Date: 1155 / 10.16.14
 Approx. Flow Rate: _____ gpm.
 Did well de-water? NO If yes, Time: _____

Weather Conditions: CLOUDY / SUNNY
 Water Color: CLEAN Odor: ⊙ / N MODERATE
 Sediment Description: NONE
 Volume: _____ gal. DTW @ Sampling: 2.19

Time (2400 hr.)	Volume (gal.)	pH	Conductivity (⊙ / mS μmhos/cm)	Temperature (⊙ / F)	D.O. (mg/L)	ORP (mV)
<u>1138</u>	<u>1.5</u>	<u>7.26</u>	<u>1846</u>	<u>23.2</u>	_____	_____
<u>1141</u>	<u>3.0</u>	<u>7.22</u>	<u>1887</u>	<u>22.8</u>	_____	_____
<u>1144</u>	<u>4.0</u>	<u>7.18</u>	<u>1921</u>	<u>22.3</u>	_____	_____

LABORATORY INFORMATION

SAMPLE ID	(#) CONTAINER	REFRIG.	PRESERV. TYPE	LABORATORY	ANALYSES
<u>MW-14</u>	<u>7</u> x voa vial	<u>YES</u>	<u>HCL</u>	<u>KIFF</u>	<u>TPH-JET FUEL/TPH-MO/TPH-DRO w/sgc(8015)/ TPH-GRO/BTEX/MTBE/NAPHTHALENE(8260)</u>

COMMENTS: MONITOR 8" (15F)



GETTLER-RYAN INC.

WELL MONITORING/SAMPLING FIELD DATA SHEET

Client/Facility#: Rolls Royce Engine Test
 Site Address: 6701 Old Earhart Road
 City: Oakland, CA

Job Number: 25-948218.1
 Event Date: 10.16.14 (inclusive)
 Sampler: FR

Well ID: MW-15
 Well Diameter: Ø14 in.
 Total Depth: 10.00 ft.
 Depth to Water: 4.43 ft.

Date Monitored: 10.16.14

Volume Factor (VF)	3/4"= 0.02	1"= 0.04	2"= 0.17	3"= 0.38
	4"= 0.66	5"= 1.02	6"= 1.50	12"= 5.80

Check if water column is less than 0.50 ft.
 Depth to Water w/ 80% Recharge [(Height of Water Column x 0.20) + DTW]: 5.54
5.57 xVF .17 = .94 x3 case volume = Estimated Purge Volume: 3.0 gal.

Purge Equipment:

Disposable Bailer
 Stainless Steel Bailer _____
 Stack Pump _____
 Peristaltic Pump _____
 QED Bladder Pump _____
 Other: _____

Sampling Equipment:

Disposable Bailer
 Pressure Bailer _____
 Metal Filters _____
 Peristaltic Pump _____
 QED Bladder Pump _____
 Other: _____

Time Started:	_____ (2400 hrs)
Time Completed:	_____ (2400 hrs)
Depth to Product:	_____ ft
Depth to Water:	_____ ft
Hydrocarbon Thickness:	_____ ft
Visual Confirmation/Description:	_____
Skimmer / Absorbent Sock (circle one)	_____
Amt Removed from Skimmer:	_____ ltr
Amt Removed from Well:	_____ ltr
Water Removed:	_____ ltr

Start Time (purge): 1100
 Sample Time/Date: 1120 / 10.16.14
 Approx. Flow Rate: — gpm.
 Did well de-water? No If yes, Time: _____

Weather Conditions: CLOUDY / SUNNY
 Water Color: CLEAN Odor: Y / ①
 Sediment Description: NONE
 Volume: _____ gal. DTW @ Sampling: 4.52

Time (2400 hr.)	Volume (gal.)	pH	Conductivity (µS/mS µmhos/cm)	Temperature (°C / °F)	D.O. (mg/L)	ORP (mV)
<u>1103</u>	<u>1.0</u>	<u>7.20</u>	<u>2552</u>	<u>23.3</u>	_____	_____
<u>1106</u>	<u>2.0</u>	<u>7.15</u>	<u>2572</u>	<u>22.9</u>	_____	_____
<u>1109</u>	<u>3.0</u>	<u>7.10</u>	<u>2603</u>	<u>22.2</u>	_____	_____

LABORATORY INFORMATION

SAMPLE ID	(#) CONTAINER	REFRIG.	PRESERV. TYPE	LABORATORY	ANALYSES
<u>MW-15</u>	<u>7</u> x vov vial	<u>YES</u>	<u>HCL</u>	<u>KIFF</u>	<u>TPH-JET FUEL/TPH-MO/TPH-DRO w/sgc(8015)/ TPH-GRO/BTEX/MTBE/NAPHTHALENE(8260)</u>

COMMENTS: Monitored 8th oil



GETTLER-RYAN INC.

WELL MONITORING/SAMPLING FIELD DATA SHEET

Client/Facility#: Rolls Royce Engine Test
 Site Address: 6701 Old Earhart Road
 City: Oakland, CA

Job Number: 25-948218.1
 Event Date: 10-16-14 (inclusive)
 Sampler: AW

Well ID: MW-17
 Well Diameter: 2.14 in.
 Total Depth: 9.81 ft.
 Depth to Water: 2.47 ft.
7.34 xVF = 1.17 = 1.24

Date Monitored: 10-16-14

Volume Factor (VF)	3/4" = 0.02	1" = 0.04	2" = 0.17	3" = 0.38
	4" = 0.66	5" = 1.02	6" = 1.50	12" = 5.80

Check if water column is less than 0.50 ft.

Depth to Water w/ 80% Recharge [(Height of Water Column x 0.20) + DTW]: 3.93

Purge Equipment:
 Disposable Bailer
 Stainless Steel Bailer _____
 Stack Pump _____
 Peristaltic Pump _____
 QED Bladder Pump _____
 Other: _____

Sampling Equipment:
 Disposable Bailer
 Pressure Bailer _____
 Metal Filters _____
 Peristaltic Pump _____
 QED Bladder Pump _____
 Other: _____

Time Started: _____ (2400 hrs)
 Time Completed: _____ (2400 hrs)
 Depth to Product: _____ ft
 Depth to Water: _____ ft
 Hydrocarbon Thickness: _____ ft
 Visual Confirmation/Description: _____
 Skimmer / Absorbant Sock (circle one)
 Amt Removed from Skimmer: _____ ltr
 Amt Removed from Well: _____ ltr
 Water Removed: _____ ltr

Start Time (purge): 0905 Weather Conditions: Sunny
 Sample Time/Date: 0940 / 10-16-14 Water Color: yellow Odor: Ⓟ / N Slight
 Approx. Flow Rate: - gpm. Sediment Description: Clear
 Did well de-water? N If yes, Time: - Volume: - gal. DTW @ Sampling: 3.90

Time (2400 hr.)	Volume (gal.)	pH	Conductivity (mS / μmhos/cm)	Temperature (°F)	D.O. (mg/L)	ORP (mV)
<u>0910</u>	<u>1.5</u>	<u>7.46</u>	<u>out of range</u>	<u>21.6</u>	_____	_____
<u>0915</u>	<u>3.0</u>	<u>7.42</u>	<u>↓</u>	<u>21.8</u>	_____	_____
<u>0920</u>	<u>4.0</u>	<u>7.38</u>	_____	<u>21.9</u>	_____	_____

LABORATORY INFORMATION

SAMPLE ID	(#) CONTAINER	REFRIG.	PRESERV. TYPE	LABORATORY	ANALYSES
<u>MW-17</u>	<u>7</u> x voa vial	<u>YES</u>	<u>HCL</u>	<u>KIFF</u>	<u>TPH-JET FUEL/TPH-MO/TPH-DRO w/sgc(8015)/TPH-GRO/BTEX/MTBE/NAPHTHALENE(8260)</u>

COMMENTS: H₂O reactive with HCL



GETTLER-RYAN INC.

WELL MONITORING/SAMPLING FIELD DATA SHEET

Client/Facility#: Rolls Royce Engine Test
 Site Address: 6701 Old Earhart Road
 City: Oakland, CA

Job Number: 25-948218.1
 Event Date: 10.16.14 (inclusive)
 Sampler: FT

Well ID: MW-18
 Well Diameter: 2 1/4 in.
 Total Depth: 9.95 ft.
 Depth to Water: 2.77 ft.
7.18 xVF .17 = 1.22

Date Monitored: 10.16.14

Volume Factor (VF)	3/4"= 0.02	1"= 0.04	2"= 0.17	3"= 0.38
	4"= 0.66	5"= 1.02	6"= 1.50	12"= 5.80

Check if water column is less than 0.50 ft.

Depth to Water w/ 80% Recharge [(Height of Water Column x 0.20) + DTW]: 4.20 gal.

Purge Equipment:

Disposable Bailer
 Stainless Steel Bailer _____
 Stack Pump _____
 Peristaltic Pump _____
 QED Bladder Pump _____
 Other: _____

Sampling Equipment:

Disposable Bailer
 Pressure Bailer _____
 Metal Filters _____
 Peristaltic Pump _____
 QED Bladder Pump _____
 Other: _____

Time Started: _____ (2400 hrs)
 Time Completed: _____ (2400 hrs)
 Depth to Product: _____ ft
 Depth to Water: _____ ft
 Hydrocarbon Thickness: _____ ft
 Visual Confirmation/Description: _____
 Skimmer / Absorbant Sock (circle one)
 Amt Removed from Skimmer: _____ ltr
 Amt Removed from Well: _____ ltr
 Water Removed: _____ ltr

Start Time (purge): 1310
 Sample Time/Date: 1330 / 10.16.14
 Approx. Flow Rate: _____ gpm.
 Did well de-water? No If yes, Time: _____

Weather Conditions: CLOUDY / SUNNY
 Water Color: CLEAN Odor: ⊕ / N STRONG
 Sediment Description: NONE
 Volume: _____ gal. DTW @ Sampling: 3.26

Time (2400 hr.)	Volume (gal.)	pH	Conductivity (μS/mS μmhos/cm)	Temperature (°C / °F)	D.O. (mg/L)	ORP (mV)
<u>1313</u>	<u>1.5</u>	<u>7.12</u>	<u>2900</u>	<u>23.3</u>	_____	_____
<u>1316</u>	<u>3.0</u>	<u>7.10</u>	<u>2956</u>	<u>23.9</u>	_____	_____
<u>1319</u>	<u>4.0</u>	<u>7.06</u>	<u>2997</u>	<u>24.3</u>	_____	_____

LABORATORY INFORMATION

SAMPLE ID	(#) CONTAINER	REFRIG.	PRESERV. TYPE	LABORATORY	ANALYSES
<u>MW-18</u>	<u>7</u> x voa vial	YES	HCL	KIFF	TPH-JET FUEL/TPH-MO/TPH-DRO w/sgc(8015)/ TPH-GRO/BTEX/MTBE/NAPHTHALENE(8260)

COMMENTS:

MOUNDEN 8" (2BF)
SCREEN PRESENT IN WELL / SOCK IN WELL



GETTLER-RYAN Inc.

WELL MONITORING/SAMPLING FIELD DATA SHEET

Client/Facility#: Rolls Royce Engine Test
 Site Address: 6701 Old Earhart Road
 City: Oakland, CA

Job Number: 25-948218.1
 Event Date: 10/16/14 (inclusive)
 Sampler: GM

Well ID: NPORDMW-3
 Well Diameter: 2(4) in.
 Total Depth: 16.46 ft.
 Depth to Water: 3.69 ft.
12.77 xVF = 0.166 = 8.42

Date Monitored: 10/16/14

Volume Factor (VF)	3/4" = 0.02	1" = 0.04	2" = 0.17	3" = 0.38
	4" = 0.66	5" = 1.02	6" = 1.50	12" = 5.80

Check if water column is less than 0.50 ft.

Depth to Water w/ 80% Recharge [(Height of Water Column x 0.20) + DTW]: 6.24 gal.

Purge Equipment:

Disposable Bailer _____
 Stainless Steel Bailer _____
 Stack Pump X _____
 Peristaltic Pump _____
 QED Bladder Pump _____
 Other: _____

Sampling Equipment:

Disposable Bailer X _____
 Pressure Bailer _____
 Metal Filters _____
 Peristaltic Pump _____
 QED Bladder Pump _____
 Other: _____

Time Started:	_____ (2400 hrs)
Time Completed:	_____ (2400 hrs)
Depth to Product:	_____ ft
Depth to Water:	_____ ft
Hydrocarbon Thickness:	<u>0</u> ft
Visual Confirmation/Description:	_____
Skimmer / Absorbant Sock (circle one)	_____
Amt Removed from Skimmer:	_____ ltr
Amt Removed from Well:	_____ ltr
Water Removed:	_____ ltr

Start Time (purge): 1330
 Sample Time/Date: 1415 / 10/16/14
 Approx. Flow Rate: 2 gpm.
 Did well de-water? NO If yes, Time: _____ Volume: _____ gal.

Weather Conditions: SUNNY
 Water Color: CLEAR Odor: DN SLIGHT
 Sediment Description: NONE
 DTW @ Sampling: 6.00

Time (2400 hr.)	Volume (gal.)	pH	Conductivity (µS/mS / µmhos/cm)	Temperature (°C / °F)	D.O. (mg/L)	ORP (mV)
<u>1335</u>	<u>10</u>	<u>7.33</u>	<u>out of range</u>	<u>22.6</u>	_____	_____
<u>1339</u>	<u>18</u>	<u>7.29</u>	<u>↓</u>	<u>22.5</u>	_____	_____
<u>1343</u>	<u>26</u>	<u>7.25</u>	<u>↓</u>	<u>22.5</u>	_____	_____

LABORATORY INFORMATION

SAMPLE ID	(#) CONTAINER	REFRIG.	PRESERV. TYPE	LABORATORY	ANALYSES
<u>NPORDMW-3</u>	<u>7 x voa vial</u>	<u>YES</u>	<u>HCL</u>	<u>KIFF</u>	<u>TPH-JET FUEL/TPH-MO/TPH-DRO w/sgc(8015)/TPH-GRO/BTEX/MTBE/NAPHTHALENE(8260)</u>

COMMENTS:

Add/Replaced Gasket: _____ Add/Replaced Bolt: _____ Add/Replaced Lock: _____ Add/Replaced Plug: _____



GETTLER-RYAN INC.

WELL MONITORING/SAMPLING FIELD DATA SHEET

Client/Facility#: Rolls Royce Engine Test
 Site Address: 6701 Old Earhart Road
 City: Oakland, CA

Job Number: 25-948218.1
 Event Date: 10/14/14 (inclusive)
 Sampler: GM

Well ID: NPORDMW-4
 Well Diameter: 2.4 in.
 Total Depth: 11.43 ft.
 Depth to Water: 6.91 ft.

Date Monitored: 10/16/14

Volume	3/4" = 0.02	1" = 0.04	2" = 0.17	3" = 0.38
Factor (VF)	4" = 0.66	5" = 1.02	6" = 1.50	12" = 5.80

Check if water column is less than 0.50 ft.
 Depth to Water w/ 80% Recharge [(Height of Water Column x 0.20) + DTW]: 7.81
 $4.52 \times VF 0.17 = 0.76$ x3 case volume = Estimated Purge Volume: 2.5 gal.

Purge Equipment:

Disposable Bailer: X
 Stainless Steel Bailer: _____
 Stack Pump: _____
 Peristaltic Pump: _____
 QED Bladder Pump: _____
 Other: _____

Sampling Equipment:

Disposable Bailer: X
 Pressure Bailer: _____
 Metal Filters: _____
 Peristaltic Pump: _____
 QED Bladder Pump: _____
 Other: _____

Time Started:	_____ (2400 hrs)
Time Completed:	_____ (2400 hrs)
Depth to Product:	_____ ft
Depth to Water:	_____ ft
Hydrocarbon Thickness:	<u>Ø</u> ft
Visual Confirmation/Description:	_____
Skimmer / Absorbant Sock (circle one)	_____
Amt Removed from Skimmer:	_____ ltr
Amt Removed from Well:	_____ ltr
Water Removed:	_____ ltr

Start Time (purge): 1155 Weather Conditions: Sunny
 Sample Time/Date: 1225/10/16/14 Water Color: CHARCOAL Odor: Ø N MODERATE
 Approx. Flow Rate: _____ gpm. Sediment Description: SILT
 Did well de-water? NO If yes, Time: _____ Volume: _____ gal. DTW @ Sampling: 7.34

Time (2400 hr.)	Volume (gal.)	pH	Conductivity (µS / mS µmhos/cm)	Temperature (C F)	D.O. (mg/L)	ORP (mV)
<u>1158</u>	<u>1</u>	<u>7.05</u>	<u>OUT OF RANGE</u>	<u>20.7</u>	_____	_____
<u>1200</u>	<u>1.75</u>	<u>7.03</u>	<u>↓</u>	<u>20.6</u>	_____	_____
<u>1203</u>	<u>2.5</u>	<u>7.00</u>	<u>↓</u>	<u>20.4</u>	_____	_____

LABORATORY INFORMATION

SAMPLE ID	(#) CONTAINER	REFRIG.	PRESERV. TYPE	LABORATORY	ANALYSES
<u>NPORDMW-4</u>	<u>7x voa vial</u>	<u>YES</u>	<u>HCL</u>	<u>KIFF</u>	<u>TPH-JET FUEL/TPH-MO/TPH-DRO w/sgc(8015)/ TPH-GRO/BTEX/MTBE/NAPHTHALENE(8260)</u>

COMMENTS:

Add/Replaced Gasket: _____ Add/Replaced Bolt: _____ Add/Replaced Lock: _____ Add/Replaced Plug: _____

BAG 30



PES Environmental, Inc.
Engineering & Environmental Services

SEPARATE-PHASE HYDROCARBON REMOVAL LOG

LOCATION: <i>ARESO TEST CELL</i>							
PROJECT: <i> </i>							
JOB NO.: <i> </i>							
Date	Time	Well ID	Depth to Product (feet BTOC)	Depth to Water (feet BTOC)	Product Thickness (feet)	Amount of Product Removed	Notes
<i>12-9-13</i>	<i>13:00</i>	<i>MW18</i>				<i>120</i>	
<i>12-17-13</i>	<i>05:00</i>	<i>MW18</i>				<i>80</i>	
<i>12-23-13</i>	<i>08:00</i>	<i>MW18</i>				<i>90</i>	
<i>1-8-14</i>	<i>05:00</i>	<i>MW18</i>				<i>270</i>	
<i>1-14-14</i>	<i>16:00</i>	<i>MW18</i>				<i>110</i>	
<i>1-22-14</i>	<i>10:45</i>	<i>MW18</i>				<i>112</i>	
<i>1-30-14</i>	<i>05:00</i>	<i>MW18</i>				<i>90</i>	
<i>2-11-14</i>	<i>05:00</i>	<i>MW18</i>				<i>310</i>	
<i>2-24-14</i>	<i>05:00</i>	<i>MW18</i>				<i>190</i>	
<i>3-11-14</i>	<i>07:00</i>	<i>MW18</i>				<i>480</i>	
<i>3-18-14</i>	<i>5:30</i>	<i>MW18</i>				<i>370</i>	
<i>3-28-14</i>	<i>05:00</i>	<i>MW18</i>				<i>440</i>	



PES Environmental, Inc.
Engineering & Environmental Services

LOCATION: RR50 TEST CELL

PROJECT:

JOB NO.:

SEPARATE-PHASE HYDROCARBON REMOVAL LOG

Date	Time	Well ID	Depth to Product (feet BTOC)	Depth to Water (feet BTOC)	Product Thickness (feet)	Amount of Product Removed	Notes
4-2-14	05:10	MW18				100	
4-11-14	05:00	MW18				470	
4-16-14	05:14	MW18				470	
4-23-14	05:15	MW18				450	
5-6-14	05:25	MW18				110	
5-12-14	05:05	MW18				80	
5-22-14	05:30	MW18				460	
6-3-14	05:15	MW18				520	
6-11-14	05:10	MW18				500	
6-18-14	05:00	MW18				410	
6-30-14	05:00	MW18				400	
7-8-14	05:10	MW18				510	

30 100



PES Environmental, Inc.
Engineering & Environmental Services

LOCATION: **RR50 TEST CELL**

PROJECT:

JOB NO.:

SEPARATE-PHASE HYDROCARBON REMOVAL LOG

Date	Time	Well ID	Depth to Product (feet BTOC)	Depth to Water (feet BTOC)	Product Thickness (feet)	Amount of Product Removed	Notes
7-17-14	5:15	MW18				410	
7-21-14	5:10	MW18				100	
7-30	5:15	MW18				90	
8-4	5:05	MW18				420	
8-11	5:00	MW18				300	
8-18	5:00	MW18				20	
8-26	5:00	MW18				120	
9-2	5:00	MW18				330	
9-8	5:00	MW18				250	
9-15	5:00	MW18				20	
9-22	5:45	MW18				20	
9-29	5:15	MW18				30	



Report Number : 89440

Date : 10/24/2014

Laboratory Results

Deanna L. Harding
Gettler-Ryan Inc.
6805 Sierra Court, Suite G
Dublin, CA 94568

Subject : 20 Water Samples
Project Name : Rolls-Royce Engine Test Facility
Project Number : 25-948218.1

Dear Ms. Harding,

Chemical analysis of the samples referenced above has been completed. Summaries of the data are contained on the following pages. Sample(s) were received under documented chain-of-custody. US EPA protocols for sample storage and preservation were followed. Testing procedures comply with the 2003 NELAC and TNI 2009 standards. Laboratory results relate only to the samples tested. This report may be freely reproduced in full, but may only be reproduced in part with the express permission of Kiff Analytical, LLC.

Kiff Analytical, LLC is certified by the State of California under the Environmental Laboratory Accreditation Program (ELAP), lab number 08263CA.

If you have any questions regarding procedures or results, please call me at 530-297-4800.

Sincerely,

A handwritten signature in cursive script that reads "Troy G. Turpen".

Troy Turpen



Report Number : 89440

Date : 10/24/2014

Subject : 20 Water Samples
Project Name : Rolls-Royce Engine Test Facility
Project Number : 25-948218.1

Case Narrative

Recoveries for some Matrix Spike/ Matrix Spike Duplicate analytes were outside control limits. This may indicate a bias for the samples that were spiked. Since the LCS recoveries were within control limits, no data are flagged.



Report Number : 89440

Date : 10/24/2014

Project Name : **Rolls-Royce Engine Test Facility**

Project Number : **25-948218.1**

Sample : **QA**

Matrix : Water

Lab Number : 89440-01

Sample Date :10/16/2014

Parameter	Measured Value	Method Reporting Limit	Units	Analysis Method	Date/Time Analyzed
Benzene	< 0.50	0.50	ug/L	EPA 8260B	10/17/14 22:37
Toluene	< 0.50	0.50	ug/L	EPA 8260B	10/17/14 22:37
Ethylbenzene	< 0.50	0.50	ug/L	EPA 8260B	10/17/14 22:37
Total Xylenes	< 0.50	0.50	ug/L	EPA 8260B	10/17/14 22:37
Methyl-t-butyl ether (MTBE)	< 0.50	0.50	ug/L	EPA 8260B	10/17/14 22:37
TPH as Gasoline	< 50	50	ug/L	EPA 8260B	10/17/14 22:37
Naphthalene	< 0.50	0.50	ug/L	EPA 8260B	10/17/14 22:37
1,2-Dichloroethane-d4 (Surr)	101		% Recovery	EPA 8260B	10/17/14 22:37
Toluene - d8 (Surr)	100		% Recovery	EPA 8260B	10/17/14 22:37
4-Bromofluorobenzene (Surr)	110		% Recovery	EPA 8260B	10/17/14 22:37



Report Number : 89440

Date : 10/24/2014

Project Name : **Rolls-Royce Engine Test Facility**

Project Number : **25-948218.1**

Sample : **MW-1**

Matrix : Water

Lab Number : 89440-02

Sample Date :10/16/2014

Parameter	Measured Value	Method Reporting Limit	Units	Analysis Method	Date/Time Analyzed
Benzene	< 0.50	0.50	ug/L	EPA 8260B	10/17/14 23:12
Toluene	< 0.50	0.50	ug/L	EPA 8260B	10/17/14 23:12
Ethylbenzene	< 0.50	0.50	ug/L	EPA 8260B	10/17/14 23:12
Total Xylenes	< 0.50	0.50	ug/L	EPA 8260B	10/17/14 23:12
Methyl-t-butyl ether (MTBE)	< 0.50	0.50	ug/L	EPA 8260B	10/17/14 23:12
TPH as Gasoline	< 50	50	ug/L	EPA 8260B	10/17/14 23:12
Naphthalene	< 0.50	0.50	ug/L	EPA 8260B	10/17/14 23:12
1,2-Dichloroethane-d4 (Surr)	99.6		% Recovery	EPA 8260B	10/17/14 23:12
Toluene - d8 (Surr)	100		% Recovery	EPA 8260B	10/17/14 23:12
4-Bromofluorobenzene (Surr)	109		% Recovery	EPA 8260B	10/17/14 23:12
TPH as Jet Fuel	< 50	50	ug/L	M EPA 8015	10/22/14 14:07
TPH as Motor Oil	< 100	100	ug/L	M EPA 8015	10/22/14 14:07
TPH as Diesel (Silica Gel)	< 50	50	ug/L	M EPA 8015	10/22/14 13:37
Octacosane (Diesel Surrogate)	108		% Recovery	M EPA 8015	10/22/14 14:07
Octacosane (Silica Gel Surr)	110		% Recovery	M EPA 8015	10/22/14 13:37



Report Number : 89440

Date : 10/24/2014

Project Name : **Rolls-Royce Engine Test Facility**

Project Number : **25-948218.1**

Sample : **MW-2**

Matrix : Water

Lab Number : 89440-03

Sample Date :10/16/2014

Parameter	Measured Value	Method Reporting Limit	Units	Analysis Method	Date/Time Analyzed
Benzene	< 0.50	0.50	ug/L	EPA 8260B	10/17/14 23:46
Toluene	< 0.50	0.50	ug/L	EPA 8260B	10/17/14 23:46
Ethylbenzene	< 0.50	0.50	ug/L	EPA 8260B	10/17/14 23:46
Total Xylenes	< 0.50	0.50	ug/L	EPA 8260B	10/17/14 23:46
Methyl-t-butyl ether (MTBE)	< 0.50	0.50	ug/L	EPA 8260B	10/17/14 23:46
TPH as Gasoline	< 50	50	ug/L	EPA 8260B	10/17/14 23:46
Naphthalene	< 0.50	0.50	ug/L	EPA 8260B	10/17/14 23:46
1,2-Dichloroethane-d4 (Surr)	99.6		% Recovery	EPA 8260B	10/17/14 23:46
Toluene - d8 (Surr)	99.9		% Recovery	EPA 8260B	10/17/14 23:46
4-Bromofluorobenzene (Surr)	108		% Recovery	EPA 8260B	10/17/14 23:46
TPH as Jet Fuel	93	50	ug/L	M EPA 8015	10/22/14 14:36
(Note: Higher boiling hydrocarbons present, atypical for Jet Fuel.)					
TPH as Motor Oil	830	100	ug/L	M EPA 8015	10/22/14 14:36
TPH as Diesel (Silica Gel)	110	50	ug/L	M EPA 8015	10/22/14 15:23
(Note: Hydrocarbons are higher-boiling than typical Diesel Fuel.)					
Octacosane (Diesel Surrogate)	108		% Recovery	M EPA 8015	10/22/14 14:36
Octacosane (Silica Gel Surr)	103		% Recovery	M EPA 8015	10/22/14 15:23



Report Number : 89440

Date : 10/24/2014

Project Name : **Rolls-Royce Engine Test Facility**

Project Number : **25-948218.1**

Sample : **MW-3**

Matrix : Water

Lab Number : 89440-04

Sample Date :10/16/2014

Parameter	Measured Value	Method Reporting Limit	Units	Analysis Method	Date/Time Analyzed
Benzene	< 0.50	0.50	ug/L	EPA 8260B	10/18/14 00:21
Toluene	< 0.50	0.50	ug/L	EPA 8260B	10/18/14 00:21
Ethylbenzene	< 0.50	0.50	ug/L	EPA 8260B	10/18/14 00:21
Total Xylenes	< 0.50	0.50	ug/L	EPA 8260B	10/18/14 00:21
Methyl-t-butyl ether (MTBE)	< 0.50	0.50	ug/L	EPA 8260B	10/18/14 00:21
TPH as Gasoline	95	50	ug/L	EPA 8260B	10/18/14 00:21
Naphthalene	< 0.50	0.50	ug/L	EPA 8260B	10/18/14 00:21
1,2-Dichloroethane-d4 (Surr)	100		% Recovery	EPA 8260B	10/18/14 00:21
Toluene - d8 (Surr)	100		% Recovery	EPA 8260B	10/18/14 00:21
4-Bromofluorobenzene (Surr)	110		% Recovery	EPA 8260B	10/18/14 00:21
TPH as Jet Fuel	440	50	ug/L	M EPA 8015	10/22/14 15:05
TPH as Motor Oil	210	100	ug/L	M EPA 8015	10/22/14 15:05
TPH as Diesel (Silica Gel)	< 50	50	ug/L	M EPA 8015	10/22/14 15:58
Octacosane (Diesel Surrogate)	99.0		% Recovery	M EPA 8015	10/22/14 15:05
Octacosane (Silica Gel Surr)	102		% Recovery	M EPA 8015	10/22/14 15:58



Report Number : 89440

Date : 10/24/2014

Project Name : **Rolls-Royce Engine Test Facility**

Project Number : **25-948218.1**

Sample : **MW-4**

Matrix : Water

Lab Number : 89440-05

Sample Date :10/16/2014

Parameter	Measured Value	Method Reporting Limit	Units	Analysis Method	Date/Time Analyzed
Benzene	< 0.50	0.50	ug/L	EPA 8260B	10/21/14 15:20
Toluene	< 0.50	0.50	ug/L	EPA 8260B	10/21/14 15:20
Ethylbenzene	< 0.50	0.50	ug/L	EPA 8260B	10/21/14 15:20
Total Xylenes	< 0.50	0.50	ug/L	EPA 8260B	10/21/14 15:20
Methyl-t-butyl ether (MTBE)	< 0.50	0.50	ug/L	EPA 8260B	10/21/14 15:20
TPH as Gasoline	< 50	50	ug/L	EPA 8260B	10/21/14 15:20
Naphthalene	< 0.50	0.50	ug/L	EPA 8260B	10/21/14 15:20
1,2-Dichloroethane-d4 (Surr)	101		% Recovery	EPA 8260B	10/21/14 15:20
Toluene - d8 (Surr)	100		% Recovery	EPA 8260B	10/21/14 15:20
4-Bromofluorobenzene (Surr)	102		% Recovery	EPA 8260B	10/21/14 15:20
TPH as Jet Fuel	380	50	ug/L	M EPA 8015	10/22/14 17:03
(Note: Higher boiling hydrocarbons present, atypical for Jet Fuel.)					
TPH as Motor Oil	180	100	ug/L	M EPA 8015	10/22/14 17:03
(Note: Hydrocarbons are lower-boiling than typical Motor Oil)					
TPH as Diesel (Silica Gel)	55	50	ug/L	M EPA 8015	10/22/14 16:33
(Note: Hydrocarbons are higher-boiling than typical Diesel Fuel.)					
Octacosane (Diesel Surrogate)	127		% Recovery	M EPA 8015	10/22/14 17:03
Octacosane (Silica Gel Surr)	114		% Recovery	M EPA 8015	10/22/14 16:33



Report Number : 89440

Date : 10/24/2014

Project Name : **Rolls-Royce Engine Test Facility**

Project Number : **25-948218.1**

Sample : **MW-5**

Matrix : Water

Lab Number : 89440-06

Sample Date :10/16/2014

Parameter	Measured Value	Method Reporting Limit	Units	Analysis Method	Date/Time Analyzed
Benzene	< 0.50	0.50	ug/L	EPA 8260B	10/18/14 00:55
Toluene	< 0.50	0.50	ug/L	EPA 8260B	10/18/14 00:55
Ethylbenzene	< 0.50	0.50	ug/L	EPA 8260B	10/18/14 00:55
Total Xylenes	< 0.50	0.50	ug/L	EPA 8260B	10/18/14 00:55
Methyl-t-butyl ether (MTBE)	< 0.50	0.50	ug/L	EPA 8260B	10/18/14 00:55
TPH as Gasoline	< 50	50	ug/L	EPA 8260B	10/18/14 00:55
Naphthalene	< 0.50	0.50	ug/L	EPA 8260B	10/18/14 00:55
1,2-Dichloroethane-d4 (Surr)	99.8		% Recovery	EPA 8260B	10/18/14 00:55
Toluene - d8 (Surr)	100		% Recovery	EPA 8260B	10/18/14 00:55
4-Bromofluorobenzene (Surr)	110		% Recovery	EPA 8260B	10/18/14 00:55
TPH as Jet Fuel	350	50	ug/L	M EPA 8015	10/22/14 17:32
(Note: Higher boiling hydrocarbons present, atypical for Jet Fuel.)					
TPH as Motor Oil	690	100	ug/L	M EPA 8015	10/22/14 17:32
TPH as Diesel (Silica Gel)	160	50	ug/L	M EPA 8015	10/22/14 17:08
(Note: Hydrocarbons are higher-boiling than typical Diesel Fuel.)					
Octacosane (Diesel Surrogate)	113		% Recovery	M EPA 8015	10/22/14 17:32
Octacosane (Silica Gel Surr)	106		% Recovery	M EPA 8015	10/22/14 17:08



Report Number : 89440

Date : 10/24/2014

Project Name : **Rolls-Royce Engine Test Facility**

Project Number : **25-948218.1**

Sample : **MW-6**

Matrix : Water

Lab Number : 89440-07

Sample Date : 10/16/2014

Parameter	Measured Value	Method Reporting Limit	Units	Analysis Method	Date/Time Analyzed
Benzene	< 0.50	0.50	ug/L	EPA 8260B	10/18/14 01:30
Toluene	< 0.50	0.50	ug/L	EPA 8260B	10/18/14 01:30
Ethylbenzene	< 0.50	0.50	ug/L	EPA 8260B	10/18/14 01:30
Total Xylenes	< 0.50	0.50	ug/L	EPA 8260B	10/18/14 01:30
Methyl-t-butyl ether (MTBE)	< 0.50	0.50	ug/L	EPA 8260B	10/18/14 01:30
TPH as Gasoline	< 50	50	ug/L	EPA 8260B	10/18/14 01:30
Naphthalene	< 0.50	0.50	ug/L	EPA 8260B	10/18/14 01:30
1,2-Dichloroethane-d4 (Surr)	99.3		% Recovery	EPA 8260B	10/18/14 01:30
Toluene - d8 (Surr)	100		% Recovery	EPA 8260B	10/18/14 01:30
4-Bromofluorobenzene (Surr)	109		% Recovery	EPA 8260B	10/18/14 01:30
TPH as Jet Fuel	680	50	ug/L	M EPA 8015	10/22/14 20:28
(Note: Higher boiling hydrocarbons present, atypical for Jet Fuel.)					
TPH as Motor Oil	4400	250	ug/L	M EPA 8015	10/23/14 12:24
TPH as Diesel (Silica Gel)	670	50	ug/L	M EPA 8015	10/22/14 17:43
(Note: Hydrocarbons are higher-boiling than typical Diesel Fuel.)					
Octacosane (Diesel Surrogate)	111		% Recovery	M EPA 8015	10/23/14 12:24
Octacosane (Silica Gel Surr)	102		% Recovery	M EPA 8015	10/22/14 17:43



Report Number : 89440

Date : 10/24/2014

Project Name : **Rolls-Royce Engine Test Facility**

Project Number : **25-948218.1**

Sample : **MW-7**

Matrix : Water

Lab Number : 89440-08

Sample Date :10/16/2014

Parameter	Measured Value	Method Reporting Limit	Units	Analysis Method	Date/Time Analyzed
Benzene	< 0.50	0.50	ug/L	EPA 8260B	10/18/14 02:04
Toluene	< 0.50	0.50	ug/L	EPA 8260B	10/18/14 02:04
Ethylbenzene	< 0.50	0.50	ug/L	EPA 8260B	10/18/14 02:04
Total Xylenes	< 0.50	0.50	ug/L	EPA 8260B	10/18/14 02:04
Methyl-t-butyl ether (MTBE)	< 0.50	0.50	ug/L	EPA 8260B	10/18/14 02:04
TPH as Gasoline	< 50	50	ug/L	EPA 8260B	10/18/14 02:04
Naphthalene	< 0.50	0.50	ug/L	EPA 8260B	10/18/14 02:04
1,2-Dichloroethane-d4 (Surr)	100		% Recovery	EPA 8260B	10/18/14 02:04
Toluene - d8 (Surr)	100		% Recovery	EPA 8260B	10/18/14 02:04
4-Bromofluorobenzene (Surr)	109		% Recovery	EPA 8260B	10/18/14 02:04
TPH as Jet Fuel	520	50	ug/L	M EPA 8015	10/22/14 20:57
(Note: Higher boiling hydrocarbons present, atypical for Jet Fuel.)					
TPH as Motor Oil	2000	250	ug/L	M EPA 8015	10/23/14 12:53
TPH as Diesel (Silica Gel)	290	50	ug/L	M EPA 8015	10/22/14 21:12
(Note: Hydrocarbons are higher-boiling than typical Diesel Fuel.)					
Octacosane (Diesel Surrogate)	110		% Recovery	M EPA 8015	10/23/14 12:53
Octacosane (Silica Gel Surr)	106		% Recovery	M EPA 8015	10/22/14 21:12



Report Number : 89440

Date : 10/24/2014

Project Name : **Rolls-Royce Engine Test Facility**

Project Number : **25-948218.1**

Sample : **MW-8**

Matrix : Water

Lab Number : 89440-09

Sample Date : 10/16/2014

Parameter	Measured Value	Method Reporting Limit	Units	Analysis Method	Date/Time Analyzed
Benzene	< 0.50	0.50	ug/L	EPA 8260B	10/18/14 02:39
Toluene	< 0.50	0.50	ug/L	EPA 8260B	10/18/14 02:39
Ethylbenzene	< 0.50	0.50	ug/L	EPA 8260B	10/18/14 02:39
Total Xylenes	< 0.50	0.50	ug/L	EPA 8260B	10/18/14 02:39
Methyl-t-butyl ether (MTBE)	< 0.50	0.50	ug/L	EPA 8260B	10/18/14 02:39
TPH as Gasoline	< 50	50	ug/L	EPA 8260B	10/18/14 02:39
Naphthalene	< 0.50	0.50	ug/L	EPA 8260B	10/18/14 02:39
1,2-Dichloroethane-d4 (Surr)	99.6		% Recovery	EPA 8260B	10/18/14 02:39
Toluene - d8 (Surr)	100		% Recovery	EPA 8260B	10/18/14 02:39
4-Bromofluorobenzene (Surr)	109		% Recovery	EPA 8260B	10/18/14 02:39
TPH as Jet Fuel	250	50	ug/L	M EPA 8015	10/22/14 21:26
(Note: Higher boiling hydrocarbons present, atypical for Jet Fuel.)					
TPH as Motor Oil	860	100	ug/L	M EPA 8015	10/23/14 13:52
TPH as Diesel (Silica Gel)	110	50	ug/L	M EPA 8015	10/22/14 20:38
(Note: Hydrocarbons are higher-boiling than typical Diesel Fuel.)					
Octacosane (Diesel Surrogate)	114		% Recovery	M EPA 8015	10/23/14 13:52
Octacosane (Silica Gel Surr)	108		% Recovery	M EPA 8015	10/22/14 20:38



Report Number : 89440

Date : 10/24/2014

Project Name : **Rolls-Royce Engine Test Facility**

Project Number : **25-948218.1**

Sample : **MW-9**

Matrix : Water

Lab Number : 89440-10

Sample Date :10/16/2014

Parameter	Measured Value	Method Reporting Limit	Units	Analysis Method	Date/Time Analyzed
Benzene	< 0.50	0.50	ug/L	EPA 8260B	10/18/14 03:13
Toluene	< 0.50	0.50	ug/L	EPA 8260B	10/18/14 03:13
Ethylbenzene	< 0.50	0.50	ug/L	EPA 8260B	10/18/14 03:13
Total Xylenes	< 0.50	0.50	ug/L	EPA 8260B	10/18/14 03:13
Methyl-t-butyl ether (MTBE)	< 0.50	0.50	ug/L	EPA 8260B	10/18/14 03:13
TPH as Gasoline	< 50	50	ug/L	EPA 8260B	10/18/14 03:13
Naphthalene	< 0.50	0.50	ug/L	EPA 8260B	10/18/14 03:13
1,2-Dichloroethane-d4 (Surr)	99.5		% Recovery	EPA 8260B	10/18/14 03:13
Toluene - d8 (Surr)	100		% Recovery	EPA 8260B	10/18/14 03:13
4-Bromofluorobenzene (Surr)	109		% Recovery	EPA 8260B	10/18/14 03:13
TPH as Jet Fuel	510	50	ug/L	M EPA 8015	10/22/14 21:56
(Note: Higher boiling hydrocarbons present, atypical for Jet Fuel.)					
TPH as Motor Oil	880	100	ug/L	M EPA 8015	10/23/14 13:41
TPH as Diesel (Silica Gel)	220	50	ug/L	M EPA 8015	10/23/14 09:02
(Note: Hydrocarbons are higher-boiling than typical Diesel Fuel.)					
Octacosane (Diesel Surrogate)	109		% Recovery	M EPA 8015	10/23/14 13:41
Octacosane (Silica Gel Surr)	105		% Recovery	M EPA 8015	10/23/14 09:02



Report Number : 89440

Date : 10/24/2014

Project Name : **Rolls-Royce Engine Test Facility**

Project Number : **25-948218.1**

Sample : **MW-10**

Matrix : Water

Lab Number : 89440-11

Sample Date :10/16/2014

Parameter	Measured Value	Method Reporting Limit	Units	Analysis Method	Date/Time Analyzed
Benzene	< 0.50	0.50	ug/L	EPA 8260B	10/18/14 03:48
Toluene	< 0.50	0.50	ug/L	EPA 8260B	10/18/14 03:48
Ethylbenzene	< 0.50	0.50	ug/L	EPA 8260B	10/18/14 03:48
Total Xylenes	< 0.50	0.50	ug/L	EPA 8260B	10/18/14 03:48
Methyl-t-butyl ether (MTBE)	< 0.50	0.50	ug/L	EPA 8260B	10/18/14 03:48
TPH as Gasoline	< 50	50	ug/L	EPA 8260B	10/18/14 03:48
Naphthalene	< 0.50	0.50	ug/L	EPA 8260B	10/18/14 03:48
1,2-Dichloroethane-d4 (Surr)	100		% Recovery	EPA 8260B	10/18/14 03:48
Toluene - d8 (Surr)	100		% Recovery	EPA 8260B	10/18/14 03:48
4-Bromofluorobenzene (Surr)	109		% Recovery	EPA 8260B	10/18/14 03:48
TPH as Jet Fuel	250	50	ug/L	M EPA 8015	10/22/14 15:35
(Note: Higher boiling hydrocarbons present, atypical for Jet Fuel.)					
TPH as Motor Oil	< 100	100	ug/L	M EPA 8015	10/22/14 15:35
TPH as Diesel (Silica Gel)	< 50	50	ug/L	M EPA 8015	10/22/14 13:08
Octacosane (Diesel Surrogate)	112		% Recovery	M EPA 8015	10/22/14 15:35
Octacosane (Silica Gel Surr)	115		% Recovery	M EPA 8015	10/22/14 13:08



Report Number : 89440

Date : 10/24/2014

Project Name : **Rolls-Royce Engine Test Facility**

Project Number : **25-948218.1**

Sample : **MW-11**

Matrix : Water

Lab Number : 89440-12

Sample Date :10/16/2014

Parameter	Measured Value	Method Reporting Limit	Units	Analysis Method	Date/Time Analyzed
Benzene	< 0.50	0.50	ug/L	EPA 8260B	10/18/14 04:22
Toluene	< 0.50	0.50	ug/L	EPA 8260B	10/18/14 04:22
Ethylbenzene	< 0.50	0.50	ug/L	EPA 8260B	10/18/14 04:22
Total Xylenes	< 0.50	0.50	ug/L	EPA 8260B	10/18/14 04:22
Methyl-t-butyl ether (MTBE)	< 0.50	0.50	ug/L	EPA 8260B	10/18/14 04:22
TPH as Gasoline	< 50	50	ug/L	EPA 8260B	10/18/14 04:22
Naphthalene	< 0.50	0.50	ug/L	EPA 8260B	10/18/14 04:22
1,2-Dichloroethane-d4 (Surr)	100		% Recovery	EPA 8260B	10/18/14 04:22
Toluene - d8 (Surr)	99.9		% Recovery	EPA 8260B	10/18/14 04:22
4-Bromofluorobenzene (Surr)	108		% Recovery	EPA 8260B	10/18/14 04:22
TPH as Jet Fuel	340	50	ug/L	M EPA 8015	10/22/14 22:25
(Note: Higher boiling hydrocarbons present, atypical for Jet Fuel.)					
TPH as Motor Oil	430	100	ug/L	M EPA 8015	10/23/14 14:17
TPH as Diesel (Silica Gel)	110	50	ug/L	M EPA 8015	10/23/14 09:37
(Note: Hydrocarbons are higher-boiling than typical Diesel Fuel.)					
Octacosane (Diesel Surrogate)	110		% Recovery	M EPA 8015	10/23/14 14:17
Octacosane (Silica Gel Surr)	108		% Recovery	M EPA 8015	10/23/14 09:37



Report Number : 89440

Date : 10/24/2014

Project Name : **Rolls-Royce Engine Test Facility**

Project Number : **25-948218.1**

Sample : **MW-12**

Matrix : Water

Lab Number : 89440-13

Sample Date : 10/16/2014

Parameter	Measured Value	Method Reporting Limit	Units	Analysis Method	Date/Time Analyzed
Benzene	< 0.50	0.50	ug/L	EPA 8260B	10/18/14 04:57
Toluene	< 0.50	0.50	ug/L	EPA 8260B	10/18/14 04:57
Ethylbenzene	< 0.50	0.50	ug/L	EPA 8260B	10/18/14 04:57
Total Xylenes	< 0.50	0.50	ug/L	EPA 8260B	10/18/14 04:57
Methyl-t-butyl ether (MTBE)	< 0.50	0.50	ug/L	EPA 8260B	10/18/14 04:57
TPH as Gasoline	< 50	50	ug/L	EPA 8260B	10/18/14 04:57
Naphthalene	< 0.50	0.50	ug/L	EPA 8260B	10/18/14 04:57
1,2-Dichloroethane-d4 (Surr)	101		% Recovery	EPA 8260B	10/18/14 04:57
Toluene - d8 (Surr)	100		% Recovery	EPA 8260B	10/18/14 04:57
4-Bromofluorobenzene (Surr)	108		% Recovery	EPA 8260B	10/18/14 04:57
TPH as Jet Fuel	< 50	50	ug/L	M EPA 8015	10/23/14 02:20
TPH as Motor Oil	< 100	100	ug/L	M EPA 8015	10/23/14 11:56
TPH as Diesel (Silica Gel)	< 50	50	ug/L	M EPA 8015	10/23/14 00:06
Octacosane (Diesel Surrogate)	107		% Recovery	M EPA 8015	10/23/14 11:56
Octacosane (Silica Gel Surr)	107		% Recovery	M EPA 8015	10/23/14 00:06



Report Number : 89440

Date : 10/24/2014

Project Name : **Rolls-Royce Engine Test Facility**

Project Number : **25-948218.1**

Sample : **MW-13**

Matrix : Water

Lab Number : 89440-14

Sample Date :10/16/2014

Parameter	Measured Value	Method Reporting Limit	Units	Analysis Method	Date/Time Analyzed
Benzene	< 0.50	0.50	ug/L	EPA 8260B	10/18/14 05:31
Toluene	< 0.50	0.50	ug/L	EPA 8260B	10/18/14 05:31
Ethylbenzene	< 0.50	0.50	ug/L	EPA 8260B	10/18/14 05:31
Total Xylenes	< 0.50	0.50	ug/L	EPA 8260B	10/18/14 05:31
Methyl-t-butyl ether (MTBE)	1.9	0.50	ug/L	EPA 8260B	10/18/14 05:31
TPH as Gasoline (Note: Primarily compounds not found in typical Gasoline)	180	50	ug/L	EPA 8260B	10/18/14 05:31
Naphthalene	< 0.50	0.50	ug/L	EPA 8260B	10/18/14 05:31
1,2-Dichloroethane-d4 (Surr)	101		% Recovery	EPA 8260B	10/18/14 05:31
Toluene - d8 (Surr)	100		% Recovery	EPA 8260B	10/18/14 05:31
4-Bromofluorobenzene (Surr)	108		% Recovery	EPA 8260B	10/18/14 05:31
TPH as Jet Fuel (Note: Higher boiling hydrocarbons present, atypical for Jet Fuel.)	1500	50	ug/L	M EPA 8015	10/22/14 22:55
TPH as Motor Oil	< 100	100	ug/L	M EPA 8015	10/23/14 12:31
TPH as Diesel (Silica Gel)	58	50	ug/L	M EPA 8015	10/23/14 00:41
Octacosane (Diesel Surrogate)	110		% Recovery	M EPA 8015	10/23/14 12:31
Octacosane (Silica Gel Surr)	103		% Recovery	M EPA 8015	10/23/14 00:41



Report Number : 89440

Date : 10/24/2014

Project Name : **Rolls-Royce Engine Test Facility**

Project Number : **25-948218.1**

Sample : **MW-14**

Matrix : Water

Lab Number : 89440-15

Sample Date :10/16/2014

Parameter	Measured Value	Method Reporting Limit	Units	Analysis Method	Date/Time Analyzed
Benzene	< 0.50	0.50	ug/L	EPA 8260B	10/18/14 06:06
Toluene	< 0.50	0.50	ug/L	EPA 8260B	10/18/14 06:06
Ethylbenzene	< 0.50	0.50	ug/L	EPA 8260B	10/18/14 06:06
Total Xylenes	< 0.50	0.50	ug/L	EPA 8260B	10/18/14 06:06
Methyl-t-butyl ether (MTBE)	0.83	0.50	ug/L	EPA 8260B	10/18/14 06:06
TPH as Gasoline	< 50	50	ug/L	EPA 8260B	10/18/14 06:06
Naphthalene	< 0.50	0.50	ug/L	EPA 8260B	10/18/14 06:06
1,2-Dichloroethane-d4 (Surr)	100		% Recovery	EPA 8260B	10/18/14 06:06
Toluene - d8 (Surr)	100		% Recovery	EPA 8260B	10/18/14 06:06
4-Bromofluorobenzene (Surr)	108		% Recovery	EPA 8260B	10/18/14 06:06
TPH as Jet Fuel	920	50	ug/L	M EPA 8015	10/22/14 23:24
(Note: Higher boiling hydrocarbons present, atypical for Jet Fuel.)					
TPH as Motor Oil	880	100	ug/L	M EPA 8015	10/23/14 14:51
TPH as Diesel (Silica Gel)	100	50	ug/L	M EPA 8015	10/23/14 01:16
(Note: Hydrocarbons are higher-boiling than typical Diesel Fuel.)					
Octacosane (Diesel Surrogate)	106		% Recovery	M EPA 8015	10/23/14 14:51
Octacosane (Silica Gel Surr)	103		% Recovery	M EPA 8015	10/23/14 01:16



Report Number : 89440

Date : 10/24/2014

Project Name : **Rolls-Royce Engine Test Facility**

Project Number : **25-948218.1**

Sample : **MW-15**

Matrix : Water

Lab Number : 89440-16

Sample Date :10/16/2014

Parameter	Measured Value	Method Reporting Limit	Units	Analysis Method	Date/Time Analyzed
Benzene	< 0.50	0.50	ug/L	EPA 8260B	10/21/14 03:29
Toluene	< 0.50	0.50	ug/L	EPA 8260B	10/21/14 03:29
Ethylbenzene	< 0.50	0.50	ug/L	EPA 8260B	10/21/14 03:29
Total Xylenes	< 0.50	0.50	ug/L	EPA 8260B	10/21/14 03:29
Methyl-t-butyl ether (MTBE)	< 0.50	0.50	ug/L	EPA 8260B	10/21/14 03:29
TPH as Gasoline	< 50	50	ug/L	EPA 8260B	10/21/14 03:29
Naphthalene	< 0.50	0.50	ug/L	EPA 8260B	10/21/14 03:29
1,2-Dichloroethane-d4 (Surr)	99.9		% Recovery	EPA 8260B	10/21/14 03:29
Toluene - d8 (Surr)	99.9		% Recovery	EPA 8260B	10/21/14 03:29
4-Bromofluorobenzene (Surr)	99.1		% Recovery	EPA 8260B	10/21/14 03:29
TPH as Jet Fuel	< 50	50	ug/L	M EPA 8015	10/22/14 23:53
TPH as Motor Oil	< 100	100	ug/L	M EPA 8015	10/22/14 23:53
TPH as Diesel (Silica Gel)	< 50	50	ug/L	M EPA 8015	10/23/14 01:51
Octacosane (Diesel Surrogate)	119		% Recovery	M EPA 8015	10/22/14 23:53
Octacosane (Silica Gel Surr)	110		% Recovery	M EPA 8015	10/23/14 01:51



Report Number : 89440

Date : 10/24/2014

Project Name : **Rolls-Royce Engine Test Facility**

Project Number : **25-948218.1**

Sample : **MW-17**

Matrix : Water

Lab Number : 89440-17

Sample Date :10/16/2014

Parameter	Measured Value	Method Reporting Limit	Units	Analysis Method	Date/Time Analyzed
Benzene	< 0.50	0.50	ug/L	EPA 8260B	10/21/14 02:54
Toluene	< 0.50	0.50	ug/L	EPA 8260B	10/21/14 02:54
Ethylbenzene	< 0.50	0.50	ug/L	EPA 8260B	10/21/14 02:54
Total Xylenes	< 0.50	0.50	ug/L	EPA 8260B	10/21/14 02:54
Methyl-t-butyl ether (MTBE)	< 0.50	0.50	ug/L	EPA 8260B	10/21/14 02:54
TPH as Gasoline	< 50	50	ug/L	EPA 8260B	10/21/14 02:54
Naphthalene	< 0.50	0.50	ug/L	EPA 8260B	10/21/14 02:54
1,2-Dichloroethane-d4 (Surr)	97.2		% Recovery	EPA 8260B	10/21/14 02:54
Toluene - d8 (Surr)	99.4		% Recovery	EPA 8260B	10/21/14 02:54
4-Bromofluorobenzene (Surr)	99.5		% Recovery	EPA 8260B	10/21/14 02:54
TPH as Jet Fuel	< 50	50	ug/L	M EPA 8015	10/23/14 00:23
TPH as Motor Oil	< 100	100	ug/L	M EPA 8015	10/23/14 00:23
TPH as Diesel (Silica Gel)	< 50	50	ug/L	M EPA 8015	10/23/14 02:26
Octacosane (Diesel Surrogate)	120		% Recovery	M EPA 8015	10/23/14 00:23
Octacosane (Silica Gel Surr)	110		% Recovery	M EPA 8015	10/23/14 02:26



Report Number : 89440

Date : 10/24/2014

Project Name : **Rolls-Royce Engine Test Facility**

Project Number : **25-948218.1**

Sample : **MW-18**

Matrix : Water

Lab Number : 89440-18

Sample Date :10/16/2014

Parameter	Measured Value	Method Reporting Limit	Units	Analysis Method	Date/Time Analyzed
Benzene	< 0.50	0.50	ug/L	EPA 8260B	10/21/14 02:20
Toluene	< 0.50	0.50	ug/L	EPA 8260B	10/21/14 02:20
Ethylbenzene	< 0.50	0.50	ug/L	EPA 8260B	10/21/14 02:20
Total Xylenes	0.77	0.50	ug/L	EPA 8260B	10/21/14 02:20
Methyl-t-butyl ether (MTBE)	2.2	0.50	ug/L	EPA 8260B	10/21/14 02:20
TPH as Gasoline	450	50	ug/L	EPA 8260B	10/21/14 02:20
Naphthalene	< 0.50	0.50	ug/L	EPA 8260B	10/21/14 02:20
1,2-Dichloroethane-d4 (Surr)	99.4		% Recovery	EPA 8260B	10/21/14 02:20
Toluene - d8 (Surr)	100		% Recovery	EPA 8260B	10/21/14 02:20
4-Bromofluorobenzene (Surr)	100		% Recovery	EPA 8260B	10/21/14 02:20
TPH as Jet Fuel	17000	2500	ug/L	M EPA 8015	10/24/14 13:01
(Note: Higher boiling hydrocarbons present, atypical for Jet Fuel.)					
TPH as Motor Oil	25000	2500	ug/L	M EPA 8015	10/23/14 14:21
TPH as Diesel (Silica Gel)	12000	50	ug/L	M EPA 8015	10/23/14 03:00
Octacosane (Diesel Surrogate)	Diluted Out		% Recovery	M EPA 8015	10/23/14 14:21
Octacosane (Silica Gel Surr)	101		% Recovery	M EPA 8015	10/23/14 03:00



Report Number : 89440

Date : 10/24/2014

Project Name : **Rolls-Royce Engine Test Facility**

Project Number : **25-948218.1**

Sample : **NPORD-MW-3**

Matrix : Water

Lab Number : 89440-19

Sample Date :10/16/2014

Parameter	Measured Value	Method Reporting Limit	Units	Analysis Method	Date/Time Analyzed
Benzene	< 0.50	0.50	ug/L	EPA 8260B	10/21/14 01:45
Toluene	< 0.50	0.50	ug/L	EPA 8260B	10/21/14 01:45
Ethylbenzene	< 0.50	0.50	ug/L	EPA 8260B	10/21/14 01:45
Total Xylenes	< 0.50	0.50	ug/L	EPA 8260B	10/21/14 01:45
Methyl-t-butyl ether (MTBE)	< 0.50	0.50	ug/L	EPA 8260B	10/21/14 01:45
TPH as Gasoline	< 50	50	ug/L	EPA 8260B	10/21/14 01:45
Naphthalene	< 0.50	0.50	ug/L	EPA 8260B	10/21/14 01:45
1,2-Dichloroethane-d4 (Surr)	99.2		% Recovery	EPA 8260B	10/21/14 01:45
Toluene - d8 (Surr)	98.9		% Recovery	EPA 8260B	10/21/14 01:45
4-Bromofluorobenzene (Surr)	99.2		% Recovery	EPA 8260B	10/21/14 01:45
TPH as Jet Fuel	< 50	50	ug/L	M EPA 8015	10/23/14 01:22
TPH as Motor Oil	< 100	100	ug/L	M EPA 8015	10/23/14 10:46
TPH as Diesel (Silica Gel)	< 50	50	ug/L	M EPA 8015	10/23/14 03:35
Octacosane (Diesel Surrogate)	111		% Recovery	M EPA 8015	10/23/14 10:46
Octacosane (Silica Gel Surr)	111		% Recovery	M EPA 8015	10/23/14 03:35



Report Number : 89440

Date : 10/24/2014

Project Name : **Rolls-Royce Engine Test Facility**

Project Number : **25-948218.1**

Sample : **NPORD-MW-4**

Matrix : Water

Lab Number : 89440-20

Sample Date :10/16/2014

Parameter	Measured Value	Method Reporting Limit	Units	Analysis Method	Date/Time Analyzed
Benzene	< 0.50	0.50	ug/L	EPA 8260B	10/21/14 14:48
Toluene	< 0.50	0.50	ug/L	EPA 8260B	10/21/14 14:48
Ethylbenzene	< 0.50	0.50	ug/L	EPA 8260B	10/21/14 14:48
Total Xylenes	< 0.50	0.50	ug/L	EPA 8260B	10/21/14 14:48
Methyl-t-butyl ether (MTBE)	< 0.50	0.50	ug/L	EPA 8260B	10/21/14 14:48
TPH as Gasoline	< 50	50	ug/L	EPA 8260B	10/21/14 14:48
Naphthalene	< 0.50	0.50	ug/L	EPA 8260B	10/21/14 14:48
1,2-Dichloroethane-d4 (Surr)	102		% Recovery	EPA 8260B	10/21/14 14:48
Toluene - d8 (Surr)	101		% Recovery	EPA 8260B	10/21/14 14:48
4-Bromofluorobenzene (Surr)	101		% Recovery	EPA 8260B	10/21/14 14:48
TPH as Jet Fuel	690	50	ug/L	M EPA 8015	10/23/14 01:51
(Note: Higher boiling hydrocarbons present, atypical for Jet Fuel.)					
TPH as Motor Oil	480	100	ug/L	M EPA 8015	10/23/14 11:21
TPH as Diesel (Silica Gel)	200	50	ug/L	M EPA 8015	10/23/14 08:27
Octacosane (Diesel Surrogate)	128		% Recovery	M EPA 8015	10/23/14 11:21
Octacosane (Silica Gel Surr)	105		% Recovery	M EPA 8015	10/23/14 08:27

QC Report : Method Blank Data

Project Name : Rolls-Royce Engine Test Facility

Project Number : 25-948218.1

Report Number : 89440

Date : 10/24/2014

Parameter	Measured Value	Method Reporting Limit	Units	Analysis Method	Date Analyzed
TPH as Diesel (Silica Gel)	< 50	50	ug/L	M EPA 8015	10/23/2014
TPH as Jet Fuel	< 50	50	ug/L	M EPA 8015	10/23/2014
TPH as Motor Oil	< 100	100	ug/L	M EPA 8015	10/23/2014
Octacosane (Diesel Surrogate)	114		%	M EPA 8015	10/23/2014
Octacosane (Silica Gel Surr)	111		%	M EPA 8015	10/23/2014
Benzene	< 0.50	0.50	ug/L	EPA 8260B	10/20/2014
Ethylbenzene	< 0.50	0.50	ug/L	EPA 8260B	10/20/2014
Toluene	< 0.50	0.50	ug/L	EPA 8260B	10/20/2014
Total Xylenes	< 0.50	0.50	ug/L	EPA 8260B	10/20/2014
Methyl-t-butyl ether (MTBE)	< 0.50	0.50	ug/L	EPA 8260B	10/20/2014
TPH as Gasoline	< 50	50	ug/L	EPA 8260B	10/20/2014
Naphthalene	< 0.50	0.50	ug/L	EPA 8260B	10/20/2014
1,2-Dichloroethane-d4 (Surr)	98.8		%	EPA 8260B	10/20/2014
4-Bromofluorobenzene (Surr)	98.7		%	EPA 8260B	10/20/2014
Toluene - d8 (Surr)	99.2		%	EPA 8260B	10/20/2014
Benzene	< 0.50	0.50	ug/L	EPA 8260B	10/17/2014
Ethylbenzene	< 0.50	0.50	ug/L	EPA 8260B	10/17/2014
Toluene	< 0.50	0.50	ug/L	EPA 8260B	10/17/2014
Total Xylenes	< 0.50	0.50	ug/L	EPA 8260B	10/17/2014
Methyl-t-butyl ether (MTBE)	< 0.50	0.50	ug/L	EPA 8260B	10/17/2014
TPH as Gasoline	< 50	50	ug/L	EPA 8260B	10/17/2014
Naphthalene	< 0.50	0.50	ug/L	EPA 8260B	10/17/2014
1,2-Dichloroethane-d4 (Surr)	99.8		%	EPA 8260B	10/17/2014
4-Bromofluorobenzene (Surr)	110		%	EPA 8260B	10/17/2014
Toluene - d8 (Surr)	99.7		%	EPA 8260B	10/17/2014

Parameter	Measured Value	Method Reporting Limit	Units	Analysis Method	Date Analyzed
Benzene	< 0.50	0.50	ug/L	EPA 8260B	10/21/2014
Ethylbenzene	< 0.50	0.50	ug/L	EPA 8260B	10/21/2014
Toluene	< 0.50	0.50	ug/L	EPA 8260B	10/21/2014
Total Xylenes	< 0.50	0.50	ug/L	EPA 8260B	10/21/2014
Methyl-t-butyl ether (MTBE)	< 0.50	0.50	ug/L	EPA 8260B	10/21/2014
TPH as Gasoline	< 50	50	ug/L	EPA 8260B	10/21/2014
Naphthalene	< 0.50	0.50	ug/L	EPA 8260B	10/21/2014
1,2-Dichloroethane-d4 (Surr)	101		%	EPA 8260B	10/21/2014
4-Bromofluorobenzene (Surr)	100		%	EPA 8260B	10/21/2014
Toluene - d8 (Surr)	101		%	EPA 8260B	10/21/2014

QC Report : Matrix Spike/ Matrix Spike Duplicate

Report Number : 89440

Date : 10/24/2014

Project Name : **Rolls-Royce Engine Test Facility**

Project Number : **25-948218.1**

Parameter	Spiked Sample	Sample Value	Spike Level	Spike Dup. Level	Spiked Sample Value	Duplicate Spiked Sample Value	Units	Analysis Method	Date Analyzed	Spiked Sample Percent Recov.	Duplicate Spiked Sample Percent Recov.	Relative Percent Diff.	Spiked Sample Percent Recov. Limit	Relative Percent Diff. Limit
Benzene	89443-01	<0.50	40.0	40.0	36.6	36.4	ug/L	EPA 8260B	10/20/14	91.4	90.9	0.610	70.0-130	25
Ethylbenzene	89443-01	<0.50	40.0	40.0	33.0	31.6	ug/L	EPA 8260B	10/20/14	82.4	79.0	4.27	70.0-130	25
Methyl-t-butyl ether	89443-01	<0.50	40.0	40.0	36.1	36.4	ug/L	EPA 8260B	10/20/14	90.2	90.9	0.760	70.0-130	25
Naphthalene	89443-01	<0.50	40.0	40.0	36.7	35.5	ug/L	EPA 8260B	10/20/14	91.8	88.8	3.30	70.0-130	25
P + M Xylene	89443-01	<0.50	40.0	40.0	21.0	18.7	ug/L	EPA 8260B	10/20/14	52.4	46.6	11.6	70.0-130	25
Toluene	89443-01	<0.50	40.0	40.0	32.0	30.8	ug/L	EPA 8260B	10/20/14	80.1	77.1	3.81	70.0-130	25
Benzene	89436-03	<0.50	40.0	40.0	37.0	37.0	ug/L	EPA 8260B	10/17/14	92.4	92.4	0.00075	70.0-130	25
Ethylbenzene	89436-03	<0.50	40.0	40.0	39.6	39.8	ug/L	EPA 8260B	10/17/14	98.9	99.5	0.539	70.0-130	25
Methyl-t-butyl ether	89436-03	12	40.0	40.0	48.4	48.0	ug/L	EPA 8260B	10/17/14	92.1	91.1	1.11	70.0-130	25

QC Report : Matrix Spike/ Matrix Spike Duplicate

Report Number : 89440

Date : 10/24/2014

Project Name : **Rolls-Royce Engine Test Facility**

Project Number : **25-948218.1**

Parameter	Spiked Sample	Sample Value	Spike Level	Spike Dup. Level	Spiked Sample Value	Duplicate Spiked Sample Value	Units	Analysis Method	Date Analyzed	Spiked Sample Percent Recov.	Duplicate Spiked Sample Percent Recov.	Relative Percent Diff.	Spiked Sample Percent Recov. Limit	Relative Percent Diff. Limit
Naphthalene														
P + M Xylene	89436-03	<0.50	40.0	40.0	40.4	40.2	ug/L	EPA 8260B	10/17/14	101	100	0.660	70.0-130	25
Toluene	89436-03	<0.50	40.0	40.0	37.8	37.6	ug/L	EPA 8260B	10/17/14	94.4	93.9	0.503	70.0-130	25
	89436-03	<0.50	40.0	40.0	37.8	37.7	ug/L	EPA 8260B	10/17/14	94.5	94.3	0.236	70.0-130	25
Benzene														
Ethylbenzene	89444-02	<0.50	40.0	40.0	40.2	40.1	ug/L	EPA 8260B	10/21/14	100	100	0.372	70.0-130	25
Methyl-t-butyl ether	89444-02	<0.50	40.0	40.0	41.7	42.0	ug/L	EPA 8260B	10/21/14	104	105	0.678	70.0-130	25
Naphthalene	89444-02	0.80	40.0	40.0	42.2	41.2	ug/L	EPA 8260B	10/21/14	104	101	2.47	70.0-130	25
P + M Xylene	89444-02	<0.50	40.0	40.0	39.8	38.9	ug/L	EPA 8260B	10/21/14	99.4	97.3	2.16	70.0-130	25
Toluene	89444-02	<0.50	40.0	40.0	40.4	40.7	ug/L	EPA 8260B	10/21/14	101	102	0.703	70.0-130	25
	89444-02	<0.50	40.0	40.0	39.7	39.4	ug/L	EPA 8260B	10/21/14	99.3	98.6	0.738	70.0-130	25

QC Report : Matrix Spike/ Matrix Spike Duplicate

Report Number : 89440

Date : 10/24/2014

Project Name : **Rolls-Royce Engine Test Facility**

Project Number : **25-948218.1**

Parameter	Spiked Sample	Sample Value	Spike Level	Spike Dup. Level	Spiked Sample Value	Duplicate Spiked Sample Value	Units	Analysis Method	Date Analyzed	Spiked Sample Percent Recov.	Duplicate Spiked Sample Percent Recov.	Relative Percent Diff.	Spiked Sample Percent Recov. Limit	Relative Percent Diff. Limit
TPH-D (Si Gel)	89440-11	<50	1000	1000	1080	1060	ug/L	M EPA 8015	10/22/14	108	106	1.27	70-130	25
TPH as Diesel	89440-11	210	1000	1000	1440	1380	ug/L	M EPA 8015	10/22/14	124	117	5.29	70-130	25

QC Report : Laboratory Control Sample (LCS)

Report Number : 89440

Date : 10/24/2014

Project Name : **Rolls-Royce Engine Test Facility**

Project Number : **25-948218.1**

Parameter	Spike Level	Units	Analysis Method	Date Analyzed	LCS Percent Recov.	LCS Percent Recov. Limit
TPH-D (Si Gel)	1000	ug/L	M EPA 8015	10/23/14	101	70-130
TPH as Diesel	1000	ug/L	M EPA 8015	10/23/14	114	70-130
Benzene	40.1	ug/L	EPA 8260B	10/20/14	90.0	70.0-130
Ethylbenzene	40.1	ug/L	EPA 8260B	10/20/14	96.5	70.0-130
Methyl-t-butyl ether	40.1	ug/L	EPA 8260B	10/20/14	87.6	70.0-130
Naphthalene	40.1	ug/L	EPA 8260B	10/20/14	103	70.0-130
P + M Xylene	40.1	ug/L	EPA 8260B	10/20/14	94.2	70.0-130
TPH as Gasoline	492	ug/L	EPA 8260B	10/20/14	95.6	70.0-130
Toluene	40.1	ug/L	EPA 8260B	10/20/14	93.5	70.0-130
Benzene	40.0	ug/L	EPA 8260B	10/17/14	92.7	70.0-130
Ethylbenzene	40.0	ug/L	EPA 8260B	10/17/14	100	70.0-130
Methyl-t-butyl ether	40.0	ug/L	EPA 8260B	10/17/14	92.8	70.0-130
Naphthalene	40.0	ug/L	EPA 8260B	10/17/14	101	70.0-130
P + M Xylene	40.0	ug/L	EPA 8260B	10/17/14	94.9	70.0-130
TPH as Gasoline	490	ug/L	EPA 8260B	10/17/14	94.8	70.0-130
Toluene	40.0	ug/L	EPA 8260B	10/17/14	95.1	70.0-130
Benzene	39.8	ug/L	EPA 8260B	10/21/14	99.0	70.0-130
Ethylbenzene	39.8	ug/L	EPA 8260B	10/21/14	103	70.0-130
Methyl-t-butyl ether	39.8	ug/L	EPA 8260B	10/21/14	106	70.0-130

QC Report : Laboratory Control Sample (LCS)

Report Number : 89440

Date : 10/24/2014

Project Name : **Rolls-Royce Engine Test Facility**

Project Number : **25-948218.1**

Parameter	Spike Level	Units	Analysis Method	Date Analyzed	LCS Percent Recov.	LCS Percent Recov. Limit
Naphthalene	39.8	ug/L	EPA 8260B	10/21/14	96.9	70.0-130
P + M Xylene	39.8	ug/L	EPA 8260B	10/21/14	100	70.0-130
TPH as Gasoline	490	ug/L	EPA 8260B	10/21/14	95.2	70.0-130
Toluene	39.8	ug/L	EPA 8260B	10/21/14	99.1	70.0-130

89440 1 of 2

Global ID #: T06019775776

Yes
 No



Chain-of-Custody-Record

Direct Bill To:
Deanna Harding
Gettler-Ryan Inc.
6805 Sierra Court
Suite G
Dublin, CA 94568

Facility Rolls-Royce Engine Test Facility
Facility Address: 6701 Old Earhart Road, Oakland, CA
Consultant Project #: 25-948218.1
Consultant Name: GETTLER-RYAN INC.
Address: 6805 Sierra Court Suite G, Dublin, CA 94568
Project Contact: (Name) Deanna Harding
(Phone) 925-551-7444 x180 (e-mail) deanna@qrinc.com

(Name) Deanna Harding
(Phone) 925-551-7444 x180
Laboratory Name: Kiff Analytical
Laboratory Service Order: _____
Laboratory Service Code: _____
Samples Collected by: (Name) Alex W., Gilbert M., Frank T.
Signature: _____

Sample I.D.	Number of Containers	Matrix S= Soil A= Air W= Water C= Charcoal	DATE/SAMPLE COLLECTION TIME	State Method: <input checked="" type="checkbox"/> CA <input type="checkbox"/> OR <input type="checkbox"/> WA <input type="checkbox"/> NW								Series <input type="checkbox"/> CO <input type="checkbox"/> UT <input type="checkbox"/> ID			Remarks
				TPH-Jet A Fuel (8015) (HCL)	TPH-MO (8015) (HCL)	TPH-DRO with Silica Gel Cleanup (8015) (HCL)	TPH-GRO/BTEX/MTBE/Naphthalene (8260) (HCL)	TPH-Jet A Fuel (8015) (NP)	TPH-MO (8015) (NP)	TPH-DRO with Silica Gel Cleanup (8015) (NP)	TPH-GRO/BTEX/MTBE/Naphthalene (8260) (NP)				
QA	2	W	10-16-14												Lab Sample No.
MW-1	7		1030	X	X	X	X								01
MW-2			1430												02
MW-3			1230												03
MW-4			0920												04
MW-5			1125												05
MW-6			1000												06
MW-7			1040												07
MW-8			1315												08
MW-9			1120												09
MW-10			1300												10
MW-11			1210												11
MW-12			1345												12
MW-13	↓	↓	1345	↓	↓	↓	↓								13
															14

Relinquished By (Signature) <i>[Signature]</i>	Organization Gettler-Ryan	Date/Time 10-17-14	Received By (Signature) <i>[Signature]</i>	Organization	Date/Time	Iced (Y/N)
Relinquished By (Signature) <i>[Signature]</i>	Organization	Date/Time	Received By (Signature)	Organization	Date/Time	Iced (Y/N)
Relinquished By (Signature) <i>[Signature]</i>	Organization	Date/Time	Received For Laboratory By (Signature) <i>[Signature]</i>	Kiff Analytical	Date/Time 10/17/14 0726	Iced (Y/N) <i>[Signature]</i>

Turn Around Time (Circle Choice)

- 24 Hrs.
- 48 Hrs.
- 5 Days
- 10 Days
- As Contracted

89440 2 of 2

Global ID #: T06019775776

Yes
 No



Chain-of-Custody-Record

Direct Bill To:
Deanna Harding
Gettler-Ryan Inc.
6805 Sierra Court
Suite G
Dublin, CA 94568

Facility Rolls-Royce Engine Test Facility
Facility Address: 6701 Old Earhart Road, Oakland, CA
Consultant Project #: 25-948218.1
Consultant Name: GETTLER-RYAN INC.
Address: 6805 Sierra Court Suite G, Dublin, CA 94568
Project Contact: (Name) Deanna Harding
(Phone) 925-551-7444 x180 (e-mail) deanna@grinc.com

(Name) Deanna Harding
(Phone) 925-551-7444 x180
Laboratory Name: Kiff Analytical
Laboratory Service Order: _____
Laboratory Service Code: _____
Samples Collected by: (Name) Alex W., Gilbert M., Frank T.
Signature: _____

Sample I.D.	Number of Containers	Matrix S= Soil A=Air W=Water C=Charcoal	DATE/SAMPLE COLLECTION TIME	State Method: <input checked="" type="checkbox"/> CA <input type="checkbox"/> OR <input type="checkbox"/> WA <input type="checkbox"/> NW										Series	<input type="checkbox"/> CO <input type="checkbox"/> UT <input type="checkbox"/> ID	Remarks	
				TPH-Jet A Fuel (8015) (HCL)	TPH-MO (8015) (HCL)	TPH-DRO with Silica Gel Cleanup (8015) (HCL)	TPH-GRO/BTEX/MTBE/Naphthalene (8260) (HCL)	TPH-Jet A Fuel (8015) (NP)	TPH-MO (8015) (NP)	TPH-DRO with Silica Gel Cleanup (8015) (NP)	TPH-GRO/BTEX/MTBE/Naphthalene (8260) (NP)						
MW-14	7	W	10-16-14 / 1155	X	X	X	X										Lab Sample No.
MW-15			/ 1120														15
MW-17			/ 0940														16
MW-18			/ 1330														17
VPORD MW-3			/ 1415														18
VPORD MW-4			/ 1225														19
																	20

Relinquished By (Signature)	Organization	Date/Time	Received By (Signature)	Organization	Date/Time	Iced (Y/N)	Turn Around Time (Circle Choice) 24 Hrs. 48 Hrs. 5 Days 10 Days <u>As Contracted</u>
	Gettler-Ryan	10-17-14					
Relinquished By (Signature)	Organization	Date/Time	Received By (Signature)	Organization	Date/Time	Iced (Y/N)	
Relinquished By (Signature)	Organization	Date/Time	Received For Laboratory By (Signature)		Date/Time	Iced (Y/N)	
					10-17-14		

