



Rolls-Royce

Rolls-Royce Engine Services-Oakland Inc.
7200 Earhart Road
Oakland, California 94621-4504
(510) 613-1000

RECEIVED

By Alameda County Environmental Health at 12:59 pm, Jan 14, 2015

August 20, 2014

Alameda County Environmental Health
1131 Harbor Bay Parkway, Suite 250
Alameda, CA 94502-6577

Subject: **Rolls-Royce Engine Services Test Facility**
6701 Old Earhart Road
Oakland, California
Alameda County Site #RO0002606

I have reviewed the attached routine groundwater monitoring report dated September 22, 2014.

I agree with the conclusions and recommendation presented in the referenced report. The information in this report is accurate to the best of my knowledge. This report was prepared by Gettler-Ryan Incorporated, whose assistance and advice I have relied upon.

I declare under penalty of perjury that the foregoing is true and correct.

Sincerely,

Dave Goldberg
Facilities HS&E Specialist



September 22, 2014

Mr. Keith Nowell
Alameda County Environmental Health Department
1131 Harbor Bay Parkway, Ste. 250
Alameda, California 94502

**Subject: First Semi-Annual 2014 Event
Groundwater Monitoring and Sampling Report
Rolls-Royce Engine Services Test Facility
6701 Old Earhart Road, Oakland, California
Alameda County Site #RO0002606**

Mr. Nowell,

On behalf of Rolls-Royce Engine Services-Oakland Inc. (R-R), Gettler-Ryan Inc. (GR) has prepared this First Semi-Annual 2014 Event, Groundwater Monitoring and Sampling Report for the site referenced above. This report describes the field and analytical methods, provides a summary of groundwater monitoring results, and presents conclusions and recommendations regarding groundwater conditions at the site.

SITE LOCATION AND DESCRIPTION

The subject site is located at 6701 Old Earhart Road, adjacent to the Metropolitan Oakland International Airport (MOIA)-North Field, Oakland, California (Figure 1). Topography in the vicinity of the subject site is relatively flat at an average elevation of approximately 7.5 feet above mean sea level. The closest surface water is within the tidal wetlands bordering the site to the east.

Pertinent site features consist of six engine test cells with auxiliary structures (sheds, pumphouse, waste water sumps, aboveground oil/water separator, control buildings, gas conditioning facility, air receivers, cooling towers, flare stack, etc), one 30,000-gallon aboveground liquefied petroleum fuel tank, one 10,000-gallon jet A fuel underground storage tank (UST) and two paired 8,000-gallon jet A fuel USTs. Pertinent site features and the location of the USTs are shown on Figure 2.

For site background and previous environmental investigation, please refer to GR report No. 25-948218.07, *Well Installation Report*, dated January 11, 2008.

GROUNDWATER MONITORING

On June 26, 2014, GR personnel conducted semi-annual groundwater monitoring of nineteen wells (MW-1 through MW-15, MW-17, MW-18, NPORD MW-3 and NPORD MW-4). Work at the site included measuring static groundwater levels, evaluating groundwater in the wells for the presence of petroleum hydrocarbons, and purging and sampling the wells for laboratory analysis. Groundwater monitoring and sampling were performed in accordance with GR Field Methods and Procedures, Groundwater Sampling (attached).

On June 26, 2014, GR collected depth to groundwater measurements in nineteen wells (MW-1 through MW-15, MW-17, MW-18, NPORD MW-3 and NPORD MW-4) and checked groundwater for the presence of Separate-Phase Hydrocarbons (SPH). No SPH were detected in any wells during this event. Water level data, groundwater elevations, and SPH thicknesses are presented in attached Table 1. SPH thicknesses and approximate SPH volumes purged are summarized in Table 3. Field data sheets for this event are attached.

Rolls-Royce personnel have been periodically removing SPH present in well MW-18 through the use of absorbent socks. SPH removal logs for the most recent and historic events are attached to this report.

Groundwater monitoring wells MW-1 through MW-15, MW-17, MW-18, NPORD MW-3 and NPORD MW-4 were purged and sampled on the same date they were monitored. Groundwater samples were submitted under chain-of-custody protocol to Kiff Analytical (NELAP #08263CA) of Davis, California. A copy of the laboratory analytical reports and chain-of-custody documents are attached. Purge water generated from the sampling activities was stored onsite in 55-gallon DOT approved drums pending disposal. GR understands that the disposal of water generated will be handled by R-R.

ANALYTICAL METHODS

Groundwater samples were analyzed for Total Petroleum Hydrocarbons as gasoline (TPHg), Benzene, Toluene, Ethylbenzene, and total Xylenes (BTEX), Methyl-tert Butyl Ether (MtBE), and naphthalene by EPA Method 8260B, and for Total Petroleum Hydrocarbons as diesel (TPHd), Total Petroleum Hydrocarbons as motor oil (TPHmo), and Total Petroleum Hydrocarbons as jet fuel (TPHjf) by modified EPA Method 8015. Current and historic groundwater analytical results are presented in Tables 1 and 2.

RESULTS

Groundwater Gradient

On June 26, 2014, the groundwater flow direction was to the southeast at hydraulic gradients of 0.02 to 0.03 ft/ft. A Potentiometric Map is presented as Figure 3.

Analytical Results

TPHd was detected in groundwater samples collected from eleven wells at concentrations ranging from 53 parts per billion (ppb) in well MW-2 to 100,000 ppb in well MW-18. Concentrations of TPHmo were detected in fifteen wells at levels ranging from 150 ppb in well MW-13 to 150,000 ppb in well MW-18. TPHjf was detected in sixteen wells at concentrations ranging from 67 ppb in well MW-2 to 110,000 ppb in well MW-18.

TPHg was detected in wells MW-13 and MW-18 at concentrations of 340 ppb and 600 ppb, respectively. Concentrations of TPHg were reported below the laboratory method detection limits in water samples collected from the remaining wells.

BTEX constituents were reported as below the laboratory method detection limits in all of the wells except for 0.73 ppb of Benzene detected in well MW-13 and 1.0 ppb total Xylenes detected in MW-18. MtBE was detected in wells MW-13, MW-14 and MW-18 at concentrations of 2.4 ppb, 0.98 ppb and 1.8 ppb, respectively. Naphthalene was detected in well MW-13 at a concentration of 0.6 ppb. Concentrations of Naphthalene were reported below the laboratory method detection limits in water samples collected from the remaining wells.

TPHg, TPHd, TPHmo, TPHjf, BTEX, MtBE and naphthalene were reported below the laboratory method detection limits in wells MW-1, MW-12, and NPORD MW-3. TPHg, TPHd, TPHmo and TPHjf concentrations are presented on Figure 4.

CONCLUSIONS AND RECOMMENDATIONS

Based on the results of this groundwater monitoring and sampling event, GR concludes and recommends the following:

- Concentrations of TPHd, TPHmo and TPHjf in groundwater samples were generally consistent with those observed during the previous monitoring and sampling events;
- Concentrations of TPHg were limited to the vicinity of wells MW-13 and MW-18;
- No measurable thickness of Separate-Phase Hydrocarbons was detected in MW-18;
- GR recommends the continuation of the current semi-annual monitoring and sampling program for the site. SPH will continue to be removed from well MW-18 on a periodic basis.

If you have any questions about this report, please feel free to contact our Dublin office at (925) 551-7555.

Sincerely,
Gettler-Ryan Inc.



Deanna L. Harding
Project Manager



Hagop Kevork
P.E. No. C55734



Attachments: Table 1, Groundwater Monitoring Results
Table 2, Field Measurements and Groundwater Analytical Results
Table 3, SPH Thickness and Volumes Purged - MW-18
Figure 1, Vicinity Map
Figure 2, Site Plan
Figure 3, Potentiometric Map
Figure 4, Concentration Map
GR Field Methods and Procedures
Field Data Sheets
SPH Removal Logs
Laboratory Analytical Report and Chain of Custody

CC: Mr. Dave Goldberg, Rolls-Royce Engine Services-Oakland Inc
Ms. Colleen Liang, Port of Oakland

Table 1
Groundwater Monitoring Data and Analytical Results
Rolls-Royce Engine Services Test Facility
6701 Old Earhart Road
Oakland, California

WELL ID/ DATE	TOC* (ft.)	DTW (ft.)	SPHT (ft.)	GWE (msl)	TPH-G (µg/L)	TPH-D ¹ (µg/L)	TPH-MO (µg/L)	TPH-JF (µg/L)	B (µg/L)	T (µg/L)	E (µg/L)	X (µg/L)	MTBE (µg/L)	Napthalene (µg/L)	SVOC (µg/L)
MW-1															
10/03/07	7.17	3.04	0.00	4.13	<50	<50	<100	<50	<0.50	<0.50	<0.50	<0.50	<0.50	<0.50	NA
03/14/08	7.17	3.02	0.00	4.15	<50	<50	<100	<50	<0.50	<0.50	<0.50	<0.50	<0.50	<0.50	NA
06/26/08	7.17	3.38	0.00	3.79	<50	<50	<100	51 ⁷	<0.50	<0.50	<0.50	<0.50	<0.50	<0.50	NA
09/25/08	7.17	3.03	0.00	4.14	<50	<50	<100	<50	<0.50	<0.50	<0.50	<0.50	<0.50	<0.50	NA
12/19/08	7.17	2.82	0.00	4.35	<50	<50	<100	<50	<0.50	<0.50	<0.50	<0.50	<0.50	<0.50	NA
03/26/09	7.17	3.30	0.00	3.87	<50	<50	<100	<50	<0.50	<0.50	<0.50	<0.50	<0.50	<0.50	NA
06/24/09	7.17	2.57	0.00	4.60	<50	<50	<100	<50	<0.50	<0.50	<0.50	<0.50	<0.50	<0.50	NA
09/24/09	7.17	3.08	0.00	4.09	<50	<50	<100	<50	<0.50	<0.50	<0.50	<0.50	<0.50	<0.50	NA
01/15/10	7.17	2.21	0.00	4.96	<50	<50	<100	<50	<0.50	<0.50	<0.50	<0.50	<0.50	<0.50	NA
09/09/10	7.17	2.95	0.00	4.22	<50	<50	<100	<50	<0.50	<0.50	<0.50	<0.50	<0.50	<0.50	NA
03/21/11	7.17	2.31	0.00	4.86	<50	<50	<100	<50	<0.50	<0.50	<0.50	<0.50	<0.50	<0.50	NA
09/02/11	7.17	2.94	0.00	4.23	<50	<50	<100	<50	<0.50	<0.50	<0.50	<0.50	<0.50	<0.50	NA
04/17/12	7.17	3.00	0.00	4.17	<50	<50	280 ²³	72 ¹⁸	<0.50	<0.50	<0.50	<0.50	<0.50	<0.50	NA
09/18/12	7.17	3.15	0.00	4.02	<50	<50	160	<50	<0.50	<0.50	<0.50	<0.50	<0.50	<0.50	NA
03/25/13	7.17	3.30	0.00	3.87	<50	<50	<100	59	<0.50	<0.50	<0.50	<0.50	<0.50	<0.50	NA
09/16/13	7.17	3.17	0.00	4.00	<50	<50	<100	<50	<0.50	<0.50	<0.50	<0.50	<0.50	<0.50	NA
06/26/14	7.17	2.85	0.00	4.32	<50	<50	<100	<50	<0.50	<0.50	<0.50	<0.50	<0.50	<0.50	NA
MW-2															
10/03/07	7.03	2.80	0.00	4.23	<50	<50	<100	<50	<0.50	<0.50	<0.50	<0.50	<0.50	<0.50	NA
03/14/08	7.03	2.94	0.00	4.09	<50	<50	<100	<50	<0.50	<0.50	<0.50	<0.50	<0.50	<0.50	NA
06/26/08	7.03	3.32	0.00	3.71	<50	<50	<100	97 ⁷	<0.50	<0.50	<0.50	<0.50	<0.50	<0.50	NA
09/25/08	7.03	2.75	0.00	4.28	<50	<50	<100	410 ¹⁶	<0.50	<0.50	<0.50	<0.50	<0.50	<0.50	NA
12/19/08	7.03	2.54	0.00	4.49	<50	<50	<100	<50	<0.50	<0.50	<0.50	<0.50	<0.50	<0.50	NA
03/26/09	7.03	3.15	0.00	3.88	<50	<50	<100	<50	<0.50	<0.50	<0.50	<0.50	<0.50	<0.50	NA
06/24/09	7.03	2.52	0.00	4.51	<50	<50	<100	<50	<0.50	<0.50	<0.50	<0.50	<0.50	<0.50	NA
09/24/09	7.03	2.87	0.00	4.16	<50	<50	<100	<50	<0.50	<0.50	<0.50	<0.50	<0.50	<0.50	NA
01/15/10	7.03	2.15	0.00	4.88	<50	<50	<100	<50	<0.50	<0.50	<0.50	<0.50	<0.50	<0.50	NA
09/09/10	7.03	2.79	0.00	4.24	<50	<50	<100	<50	<0.50	<0.50	<0.50	<0.50	<0.50	<0.50	NA
03/21/11	7.03	1.92	0.00	5.11	<50	<50	<100	<50	<0.50	<0.50	<0.50	<0.50	<0.50	<0.50	NA
09/02/11	7.03	2.70	0.00	4.33	<50	<50	<100	<50	<0.50	<0.50	<0.50	<0.50	<0.50	<0.50	NA
04/17/12	7.03	2.41	0.00	4.62	<50	62 ⁶	340	170 ¹⁸	<0.50	<0.50	<0.50	<0.50	<0.50	<0.50	NA
09/18/12	7.03	3.03	0.00	4.00	<50	<50	190	51 ⁹	<0.50	<0.50	<0.50	<0.50	<0.50	<0.50	NA
03/25/13	7.03	3.21	0.00	3.82	<50	<50	<100	60	<0.50	<0.50	<0.50	<0.50	<0.50	<0.50	NA

Table 1
Groundwater Monitoring Data and Analytical Results
Rolls-Royce Engine Services Test Facility
6701 Old Earhart Road
Oakland, California

WELL ID/ DATE	TOC* (ft.)	DTW (ft.)	SPHT (ft.)	GWE (msl)	TPH-G (µg/L)	TPH-D ¹ (µg/L)	TPH-MO (µg/L)	TPH-JF (µg/L)	B (µg/L)	T (µg/L)	E (µg/L)	X (µg/L)	MTBE (µg/L)	Napthalene (µg/L)	SVOC (µg/L)
MW-2 (cont)															
09/16/13	7.03	2.85	0.00	4.18	<50	<50	<100	<50	<0.50	<0.50	<0.50	<0.50	<0.50	<0.50	NA
06/26/14	7.03	2.47	0.00	4.56	<50	53 ⁶	490	67 ¹⁸	<0.50	<0.50	<0.50	<0.50	<0.50	<0.50	NA
MW-3															
10/02/07	6.73	4.56	0.00	2.17	<50	<50	<100	410	<0.50	<0.50	<0.50	<0.50	1.6 ⁴	<0.50	NA
03/14/08	6.73	3.98	0.00	2.75	<50	<50	<100	120 ⁹	<0.50	<0.50	<0.50	<0.50	0.99	<0.50	NA
06/26/08	6.73	4.21	0.00	2.52	<50	<50	<100	610 ⁷	<0.50	1.7	<0.50	<0.50	0.93	<0.50	NA
09/25/08	6.73	4.25	0.00	2.48	<50	<50	<100	650 ¹⁶	<0.50	<0.50	<0.50	<0.50	1.2	<0.50	NA
12/19/08	6.73	4.25	0.00	2.48	<50	<50	<100	520 ¹⁸	<0.50	<0.50	<0.50	<0.50	1.2	<0.50	NA
03/26/09	6.73	3.82	0.00	2.91	<50	<50	<100	400 ¹⁸	<0.50	<0.50	<0.50	<0.50	0.69	<0.50	NA
06/24/09	6.73	4.21	0.00	2.52	<50	<50	<100	460	<0.50	<0.50	<0.50	<0.50	0.80	<0.50	NA
09/24/09	6.73	4.33	0.00	2.40	<50	<50	<100	400	<0.50	<0.50	<0.50	<0.50	0.70	<0.50	NA
01/15/10	6.73	3.92	0.00	2.81	<50	<50	110	420 ¹⁸	<0.50	<0.50	<0.50	<0.50	0.70	<0.50	NA
09/09/10	6.73	4.52	0.00	2.21	<50	<50	<100	450	<0.50	<0.50	<0.50	<0.50	0.62	<0.50	NA
03/21/11	6.73	3.20	0.00	3.53	<50	<50	500	400	<0.50	<0.50	<0.50	<0.50	<0.50	<0.50	NA
09/02/11	6.73	4.48	0.00	2.25	<50	70	340	590 ¹⁸	<0.50	<0.50	<0.50	<0.50	0.68	<0.50	NA
04/17/12	6.73	3.66	0.00	3.07	<50	56 ⁶	870	680 ¹⁸	<0.50	<0.50	<0.50	<0.50	<0.50	<0.50	NA
09/18/12	6.73	4.54	0.00	2.19	<50	<50	120	470	<0.50	<0.50	<0.50	<0.50	0.62	<0.50	NA
03/25/13	6.73	4.35	0.00	2.38	<50	<50	<100	760	<0.50	<0.50	<0.50	<0.50	<0.50	<0.50	NA
09/16/13	6.73	4.48	0.00	2.25	<50	62	210	520	<0.50	<0.50	<0.50	<0.50	<0.50	<0.50	NA
06/26/14	6.73	4.30	0.00	2.43	<50	<50	460	500 ¹⁸	<0.50	<0.50	<0.50	<0.50	<0.50	<0.50	NA
MW-4															
10/2/07 ⁴	9.79	5.81	0.00	3.98	<50	86	<100	280	<0.50	0.63	<0.50	<0.50	<0.50	<0.50	NA
03/14/08	9.79	5.82	0.00	3.97	<50	3,300	2,400	3,400 ⁷	<0.50	<0.50	<0.50	<0.50	<0.50	<0.50	NA
06/26/08	9.79	6.08	0.00	3.71	<50	2,300	1,900	2,700 ⁷	<0.50	<0.50	<0.50	<0.50	<0.50	<0.50	NA
09/25/08	9.79	5.98	0.00	3.81	<50	1,600	1,400	2,100 ¹⁶	<0.50	<0.50	<0.50	<0.50	<0.50	<0.50	NA
12/19/08	9.79	5.93	0.00	3.86	<50	<50 ¹⁹	<100 ¹⁹	440 ¹⁸	<0.50	<0.50	<0.50	<0.50	<0.50	<0.50	NA
03/26/09	9.79	5.65	0.00	4.14	<50	720	550	1,000 ¹⁸	<0.50	<0.50	<0.50	<0.50	<0.50	<0.50	NA
06/24/09	9.79	5.72	0.00	4.07	<50	<50	<100	480 ¹⁸	<0.50	<0.50	<0.50	<0.50	<0.50	<0.50	NA
09/24/09	9.79	5.85	0.00	3.94	<50	1,300	1,100	1,700 ¹⁸	<0.50	<0.50	<0.50	<0.50	<0.50	<0.50	NA
01/15/10	9.79	4.86	0.00	4.93	<50	210	280	580 ¹⁸	<0.50	<0.50	<0.50	<0.50	<0.50	<0.50	<10 - <50 ^{21,22}
09/09/10	9.79	5.75	0.00	4.04	<50	380 ⁶	510	680 ¹⁸	<0.50	<0.50	<0.50	<0.50	<0.50	<0.50	NA
03/21/11	9.79	4.95	0.00	4.84	<50	<50	<100	220	<0.50	<0.50	<0.50	<0.50	<0.50	<0.50	NA

Table 1
Groundwater Monitoring Data and Analytical Results
Rolls-Royce Engine Services Test Facility
6701 Old Earhart Road
Oakland, California

WELL ID/ DATE	TOC* (ft.)	DTW (ft.)	SPHT (ft.)	GWE (msl)	TPH-G (µg/L)	TPH-D ¹ (µg/L)	TPH-MO (µg/L)	TPH-JF (µg/L)	B (µg/L)	T (µg/L)	E (µg/L)	X (µg/L)	MTBE (µg/L)	Napthalene (µg/L)	SVOC (µg/L)
MW-4 (cont)															
09/02/11	9.79	5.76	0.00	4.03	<50	60	<100	490 ¹⁸	<0.50	<0.50	<0.50	<0.50	<0.50	<0.50	NA
04/17/12	9.79	4.98	0.00	4.81	<50	240 ⁶	920	1,000 ¹⁸	<0.50	<0.50	<0.50	<0.50	<0.50	<0.50	NA
09/18/12	9.79	5.92	0.00	3.87	<50	200 ⁶	600	780 ¹⁸	<0.50	<0.50	<0.50	<0.50	<0.50	<0.50	NA
03/25/13	9.79	5.90	0.00	3.89	<50	180	170	640	<0.50	<0.50	<0.50	<0.50	<0.50	<0.50	NA
09/16/13	9.79	5.78	0.00	4.01	<50	<50	150 ¹³	490 ¹⁸	<0.50	<0.50	<0.50	<0.50	<0.50	<0.50	NA
06/26/14	9.79	5.58	0.00	4.21	<50	73	250	330¹⁸	<0.50	<0.50	<0.50	<0.50	<0.50	<0.50	NA
MW-5															
10/02/07	8.35	4.75	0.00	3.60	<50	5,600	11,000	5,300	<0.50	<0.50	<0.50	<0.50	<0.50	<0.50	NA
03/14/08	8.35	4.40	0.00	3.95	<50	1,200 ⁶	1,700	1,100 ⁷	<0.50	<0.50	<0.50	<0.50	<0.50	<0.50	NA
06/26/08	8.35	4.68	0.00	3.67	<50	1,400 ⁶	3,200	2,000 ⁷	<0.50	<0.50	<0.50	<0.50	<0.50	<0.50	NA
09/25/08	8.35	4.52	0.00	3.83	<50	670 ⁶	1,200	940 ¹⁶	<0.50	<0.50	<0.50	<0.50	<0.50	<0.50	NA
12/19/08	8.35	4.43	0.00	3.92	<50	2,100 ⁶	4,100	1,900 ¹⁸	<0.50	<0.50	<0.50	<0.50	<0.50	<0.50	NA
03/26/09	8.35	4.25	0.00	4.10	<50	2,400 ⁶	5,500	2,600 ¹⁸	<0.50	<0.50	<0.50	<0.50	<0.50	<0.50	NA
06/24/09	8.35	4.38	0.00	3.97	<50	1,300 ⁶	2,700	990 ¹⁸	<0.50	<0.50	<0.50	<0.50	<0.50	<0.50	NA
09/24/09	8.35	4.47	0.00	3.88	<50	1,400 ⁶	3,000	1,400 ¹⁸	<0.50	<0.50	<0.50	<0.50	<0.50	<0.50	NA
01/15/10	8.35	3.47	0.00	4.88	<50	450 ⁶	1,800	870 ¹⁸	<0.50	<0.50	<0.50	<0.50	<0.50	<0.50	NA
09/09/10	8.35	4.34	0.00	4.01	<50	890 ⁶	2,200	600 ¹⁸	<0.50	<0.50	<0.50	<0.50	<0.50	<0.50	NA
03/21/11	8.35	3.59	0.00	4.76	<50	670 ⁶	1,600	460 ¹⁸	<0.50	<0.50	<0.50	<0.50	<0.50	<0.50	NA
09/02/11	8.35	4.39	0.00	3.96	<50	310 ⁶	760	450 ¹⁸	<0.50	<0.50	<0.50	<0.50	<0.50	<0.50	NA
04/17/12	8.35	3.88	0.00	4.47	<50	450 ⁶	960	1,500 ¹⁸	<0.50	0.57	<0.50	<0.50	<0.50	<0.50	NA
09/18/12	8.35	4.54	0.00	3.81	<50	190 ⁶	470	470 ¹⁸	<0.50	<0.50	<0.50	<0.50	<0.50	<0.50	NA
03/25/13	8.35	4.58	0.00	3.77	<50	510 ⁶	1,200	680	<0.50	<0.50	<0.50	<0.50	<0.50	<0.50	NA
09/16/13	8.35	4.43	0.00	3.92	<50	2,000 ⁶	4,500	1,700 ¹⁸	<0.50	<0.50	<0.50	<0.50	<0.50	<0.50	NA
06/26/14	8.35	4.21	0.00	4.14	<50	180⁶	690	330¹⁸	<0.50	<0.50	<0.50	<0.50	<0.50	<0.50	NA
MW-6															
10/02/07	9.51	5.90	0.00	3.61	<50	3,000 ⁶	7,700	2,500 ⁷	<0.50	<0.50	0.86	1.1	<0.50	0.53	NA
03/14/08	9.51	5.55	0.00	3.96	<50	3,600 ¹⁰	7,600	2,800 ⁷	<0.50	<0.50	<0.50	<0.50	<0.50	<0.50	NA
06/26/08	9.51	5.80	0.00	3.71	<50	3,200 ¹⁰	9,400	3,200 ⁷	<0.50	<0.50	<0.50	<0.50	<0.50	<0.50	NA
09/25/08	9.51	5.69	0.00	3.82	<50	3,500 ¹⁰	8,800	3,800 ¹⁶	<0.50	<0.50	<0.50	<0.50	<0.50	<0.50	NA
12/19/08	9.51	5.43	0.00	4.08	<50	1,500 ¹⁰	5,500	1,200 ¹⁸	<0.50	<0.50	<0.50	<0.50	<0.50	<0.50	NA
03/26/09	9.51	5.38	0.00	4.13	<50	2,400 ⁶	6,800	1,800 ¹⁸	<0.50	<0.50	<0.50	<0.50	<0.50	<0.50	NA
06/24/09	9.51	5.46	0.00	4.05	<50	490 ⁶	1,600	450 ¹⁸	<0.50	<0.50	<0.50	<0.50	<0.50	<0.50	NA

Table 1
Groundwater Monitoring Data and Analytical Results
Rolls-Royce Engine Services Test Facility
6701 Old Earhart Road
Oakland, California

WELL ID/ DATE	TOC* (ft.)	DTW (ft.)	SPHT (ft.)	GWE (msl)	TPH-G (µg/L)	TPH-D ¹ (µg/L)	TPH-MO (µg/L)	TPH-JF (µg/L)	B (µg/L)	T (µg/L)	E (µg/L)	X (µg/L)	MTBE (µg/L)	Napthalene (µg/L)	SVOC (µg/L)
MW-6 (cont)															
09/24/09	9.51	5.60	0.00	3.91	<50	1,100 ¹⁰	3,400	860 ¹⁸	<0.50	<0.50	<0.50	<0.50	<0.50	<0.50	NA
01/15/10	9.51	4.57	0.00	4.94	<50	450 ⁶	2,700	790 ¹⁸	<0.50	<0.50	<0.50	<0.50	<0.50	<0.50	<10 - <50 ^{21,22}
09/09/10	9.51	5.45	0.00	4.06	<50	620 ⁶	2,800	370 ¹⁸	<0.50	<0.50	<0.50	<0.50	<0.50	<0.50	NA
03/21/11	9.51	4.68	0.00	4.83	<50	<50	200	100 ¹⁸	<0.50	<0.50	<0.50	<0.50	<0.50	<0.50	NA
09/02/11	9.51	5.50	0.00	4.01	<50	310 ⁶	970	260 ¹⁸	<0.50	<0.50	<0.50	<0.50	<0.50	<0.50	NA
04/17/12	9.51	5.25	0.00	4.26	<50	62 ¹	130 ²³	650 ¹⁸	<0.50	<0.50	<0.50	<0.50	<0.50	<0.50	NA
09/18/12	9.51	5.64	0.00	3.87	<50	400 ⁶	1,300	500 ¹⁸	<0.50	<0.50	<0.50	<0.50	<0.50	<0.50	NA
03/25/13	9.51	5.64	0.00	3.87	<50	290 ⁶	870	620	<0.50	<0.50	<0.50	<0.50	<0.50	<0.50	NA
09/16/13	9.51	5.51	0.00	4.00	<50	<50	<100 ¹³	200 ¹⁸	<0.50	<0.50	<0.50	<0.50	<0.50	<0.50	NA
06/26/14	9.51	5.30	0.00	4.21	<50	400⁶	2,600	490¹⁸	<0.50	<0.50	<0.50	<0.50	<0.50	<0.50	NA
MW-7															
10/02/07	9.23	5.68	0.00	3.55	<50	12,000 ⁶	34,000	9,100 ⁷	<0.50	<0.50	<0.50	<0.50	<0.50	0.76	NA
03/14/08	9.23	5.32	0.00	3.91	<50	7,900 ⁶	20,000	5,500 ¹¹	<0.50	<0.50	<0.50	<0.50	<0.50	3.5	NA
06/26/08	9.23	5.56	0.00	3.67	<50	3,300 ⁶	10,000	3,300 ⁷	<0.50	<0.50	<0.50	<0.50	<0.50	<0.50	NA
09/25/08	9.23	5.46	0.00	3.77	<50	5,300 ¹⁰	13,000	6,000 ¹⁶	<0.50	<0.50	<0.50	<0.50	<0.50	0.98	NA
12/19/08	9.23	5.38	0.00	3.85	<50	<50 ¹⁹	<100 ¹⁹	350 ¹⁸	<0.50	<0.50	<0.50	<0.50	<0.50	<0.50	NA
03/26/09	9.23	5.11	0.00	4.12	<50	710 ⁶	2,300	790 ¹⁸	<0.50	<0.50	<0.50	<0.50	<0.50	<0.50	NA
06/24/09	9.23	5.22	0.00	4.01	<50	<50	<100	390	<0.50	<0.50	<0.50	<0.50	<0.50	<0.50	NA
09/24/09	9.23	5.38	0.00	3.85	<50	950 ⁶	2,600	980 ¹⁸	<0.50	<0.50	<0.50	<0.50	<0.50	<0.50	NA
01/15/10	9.23	4.38	0.00	4.85	<50	910 ⁶	4,900	1,200 ¹⁸	<0.50	<0.50	<0.50	<0.50	<0.50	<0.50	<10 - <50 ^{21,22}
09/09/10	9.23	5.25	0.00	3.98	<50	1,800 ⁶	6,800	850 ¹⁸	<0.50	<0.50	<0.50	<0.50	<0.50	<0.50	NA
03/21/11	9.23	4.49	0.00	4.74	<50	<50	160	240 ¹⁸	<0.50	<0.50	<0.50	<0.50	<0.50	<0.50	NA
09/02/11	9.23	5.28	0.00	3.95	<50	2,100 ⁶	6,200	1,200 ¹⁸	<0.50	<0.50	<0.50	<0.50	<0.50	<0.50	NA
04/17/12	9.23	4.78	0.00	4.45	<50	810 ⁶	2,600	2,200 ¹⁸	<0.50	<0.50	<0.50	<0.50	<0.50	<0.50	NA
09/18/12	9.23	5.31	0.00	3.92	<50	510 ⁶	1,700	700 ¹⁸	<0.50	<0.50	<0.50	<0.50	<0.50	<0.50	NA
03/25/13	9.23	5.48	0.00	3.75	<50	1,100 ⁶	3,900	1,800	<0.50	<0.50	<0.50	<0.50	<0.50	<0.50	NA
09/16/13	9.23	5.31	0.00	3.92	<50	<50	<100	380 ¹⁸	<0.50	<0.50	<0.50	<0.50	<0.50	<0.50	NA
06/26/14	9.23	5.09	0.00	4.14	<50	660⁶	4,100	830¹⁸	<0.50	<0.50	<0.50	<0.50	<0.50	<0.50	NA
MW-8															
09/14/07	8.25	4.65	0.00	3.60	<50	790 ³	2,700	1,000 ²	<0.50	<0.50	<0.50	<0.50	<0.50	<0.50	NA
03/14/08	Not able to sample well-no access agreement between Rolls-Royce and Port of Oakland														
07/03/04	8.25	4.49	0.00	3.76	<50	1,200 ⁶	4,400	1,800 ⁷	<0.50	<0.50	<0.50	<0.50	<0.50	<0.50	NA

Table 1
Groundwater Monitoring Data and Analytical Results
Rolls-Royce Engine Services Test Facility
6701 Old Earhart Road
Oakland, California

WELL ID/ DATE	TOC* (ft.)	DTW (ft.)	SPHT (ft.)	GWE (mst)	TPH-G (µg/L)	TPH-D ¹ (µg/L)	TPH-MO (µg/L)	TPH-JF (µg/L)	B (µg/L)	T (µg/L)	E (µg/L)	X (µg/L)	MTBE (µg/L)	Napthalene (µg/L)	SVOC (µg/L)
(MW-8 (cont))															
09/25/08	8.25	4.41	0.00	3.84	<50	<50	130	140 ¹⁶	<0.50	<0.50	<0.50	<0.50	<0.50	<0.50	NA
12/19/08	8.25	4.31	0.00	3.94	<50	160 ⁶	840	340 ¹⁸	<0.50	<0.50	<0.50	<0.50	<0.50	<0.50	NA
03/26/09	8.25	4.05	0.00	4.20	<50	470 ³	1,500	570 ²	<0.50	<0.50	<0.50	<0.50	<0.50	<0.50	NA
06/24/09	8.25	4.21	0.00	4.04	<50	<50	<100	650 ²	<0.50	<0.50	<0.50	<0.50	<0.50	<0.50	NA
09/24/09	8.25	4.32	0.00	3.93	<50	130 ¹⁰	330	340 ¹⁸	<0.50	<0.50	<0.50	<0.50	<0.50	<0.50	NA
01/15/10	8.25	3.57	0.00	4.68	<50	120 ⁶	640	410 ¹⁸	<0.50	<0.50	<0.50	<0.50	<0.50	<0.50	NA
09/09/10	8.25	4.17	0.00	4.08	<50	82 ⁶	430	260 ¹⁸	<0.50	<0.50	<0.50	<0.50	<0.50	<0.50	NA
03/21/11	8.25	3.38	0.00	4.87	<50	<50	<100	<50	<0.50	<0.50	<0.50	<0.50	<0.50	<0.50	NA
09/02/11	8.25	4.22	0.00	4.03	<50	63 ⁶	<100	240 ¹⁸	<0.50	<0.50	<0.50	<0.50	<0.50	<0.50	NA
04/17/12	8.25	3.70	0.00	4.55	<50	69 ⁶	340	370 ¹⁸	<0.50	<0.50	<0.50	<0.50	<0.50	<0.50	NA
09/18/12	8.25	4.33	0.00	3.92	<50	62 ⁶	210	490 ¹⁸	<0.50	<0.50	<0.50	<0.50	<0.50	<0.50	NA
03/25/13	8.25	4.31	0.00	3.94	<50	<50	<100	300	<0.50	<0.50	<0.50	<0.50	<0.50	<0.50	NA
09/16/13	8.25	4.25	0.00	4.00	<50	96 ⁶	250	410 ¹⁸	<0.50	<0.50	<0.50	<0.50	<0.50	<0.50	NA
06/26/14	8.25	4.04	0.00	4.21	<50	72⁶	850	330¹⁸	<0.50	<0.50	<0.50	<0.50	<0.50	<0.50	NA
MW-9															
10/03/07	9.44	5.81	0.00	3.63	<50	7,700	10,000	6,700	<0.50	<0.50	<0.50	<0.50	<0.50 ⁴	<0.50	NA
03/14/08	9.44	5.51	0.00	3.93	<50	6,400	8,000	4,000 ⁷	<0.50	<0.50	<0.50	<0.50	<0.50	<0.50	NA
06/26/08	9.44	5.72	0.00	3.72	<50	1,600 ¹⁰	1,800	1,800 ⁷	<0.50	<0.50	<0.50	<0.50	<0.50	<0.50	NA
09/25/08	9.44	5.59	0.00	3.85	<50	5,900 ¹⁰	9,300	6,300 ¹⁶	<0.50	<0.50	<0.50	<0.50	<0.50	<0.50	NA
12/19/08	9.44	5.43	0.00	4.01	<50	4,100 ⁶	8,500	4,000 ¹⁸	<0.50	<0.50	<0.50	<0.50	<0.50	<0.50	NA
03/26/09	9.44	5.26	0.00	4.18	<50	6,900 ⁶	9,700	5,600 ¹⁸	<0.50	<0.50	<0.50	<0.50	<0.50	<0.50	NA
06/24/09	9.44	5.42	0.00	4.02	<50	2,900 ⁶	5,200	1,800 ¹⁸	<0.50	<0.50	<0.50	<0.50	<0.50	<0.50	NA
09/24/09	9.44	5.53	0.00	3.91	<50	600 ¹⁰	1,100	720 ¹⁸	<0.50	<0.50	<0.50	<0.50	<0.50	<0.50	NA
01/15/10	9.44	4.69	0.00	4.75	<50	1,300 ⁶	3,100	1,600 ¹⁸	<0.50	<0.50	<0.50	<0.50	<0.50	<0.50	<10 - <50 ^{21,22}
09/09/10	9.44	5.43	0.00	4.01	<50	1,900 ⁶	4,500	960 ¹⁸	<0.50	<0.50	<0.50	<0.50	<0.50	<0.50	NA
03/21/11	9.44	4.58	0.00	4.86	<50	280 ⁶	780	460 ¹⁸	<0.50	<0.50	<0.50	<0.50	<0.50	<0.50	NA
09/02/11	9.44	5.39	0.00	4.05	<50	250 ⁶	500	700 ¹⁸	<0.50	<0.50	<0.50	<0.50	<0.50	<0.50	NA
04/17/12	9.44	4.85	0.00	4.59	<50	1,200 ⁶	2,500	2,700 ¹⁸	<0.50	<0.50	<0.50	<0.50	<0.50	<0.50	NA
09/18/12	9.44	5.57	0.00	3.87	<50	750 ⁶	1,700	940 ¹⁸	<0.50	<0.50	<0.50	<0.50	<0.50	<0.50	NA
03/25/13	9.44	5.48	0.00	3.96	<50	870 ⁶	2,600	1,200	<0.50	<0.50	<0.50	<0.50	<0.50	<0.50	NA
09/16/13	9.44	5.50	0.00	3.94	<50	420 ⁶	1,200	520 ¹⁸	<0.50	<0.50	<0.50	<0.50	<0.50	<0.50	NA
06/26/14	9.44	5.27	0.00	4.17	<50	610⁶	3,000	710¹⁸	<0.50	<0.50	<0.50	<0.50	<0.50	<0.50	NA

Table 1
Groundwater Monitoring Data and Analytical Results
Rolls-Royce Engine Services Test Facility
6701 Old Earhart Road
Oakland, California

WELL ID/ DATE	TOC* (ft.)	DTW (ft.)	SPHT (ft.)	GWE (mst)	TPH-G (µg/L)	TPH-D ¹ (µg/L)	TPH-MO (µg/L)	TPH-JF (µg/L)	B (µg/L)	T (µg/L)	E (µg/L)	X (µg/L)	MTBE (µg/L)	Napthalene (µg/L)	SVOC (µg/L)
MW-10															
10/03/07	7.51	3.89	0.00	3.62	110	4,200	1,300	4,500	<0.50	<0.50	<0.50	<0.50	<0.50 ⁴	<0.50	NA
03/14/08	7.51	3.68	0.00	3.83	53	420	270	420 ⁷	<0.50	<0.50	<0.50	<0.50	<0.50	0.50	NA
06/26/08	7.51	3.80	0.00	3.71	120	1,200	1,000	2,000	<0.50	<0.50	<0.50	<0.50	<0.50	5.0	NA
09/25/08	7.51	3.68	0.00	3.83	<50	3,100 ¹⁰	2,200	3,600	<0.50	<0.50	<0.50	<0.50	<0.50	<0.50	NA
12/19/08	7.51	3.54	0.00	3.97	<50	1,700	1,200	1,900 ¹⁸	<0.50	<0.50	<0.50	<0.50	<0.50	<0.50	NA
03/26/09	7.51	3.36	0.00	4.15	53	1,500 ⁸	1,300	2,900	<0.50	<0.50	<0.50	<0.50	<0.50	1.8	NA
06/24/09	7.51	3.54	0.00	3.97	<50	710 ⁸	750	1,400	<0.50	<0.50	<0.50	<0.50	<0.50	<0.50	NA
09/24/09	7.51	3.61	0.00	3.90	<50	480 ¹⁰	600	1,100 ¹⁸	<0.50	<0.50	<0.50	0.69	<0.50	<0.50	NA
01/15/10	7.51	2.81	0.00	4.70	<50	180	210	500 ¹⁸	<0.50	<0.50	0.66	3.5	<0.50	3.4	<10 - <50 ^{21,22}
09/09/10	7.51	3.48	0.00	4.03	<50	66 ⁸	<100	380 ¹⁸	<0.50	<0.50	<0.50	<0.50	<0.50	1.6	NA
03/21/11	7.51	2.70	0.00	4.81	<50	<50	<100	610 ¹⁸	<0.50	<0.50	<0.50	<0.50	<0.50	<0.50	NA
09/02/11	7.51	3.51	0.00	4.00	<50	93	260 ²³	890 ¹⁸	<0.50	<0.50	<0.50	<0.50	<0.50	<0.50	NA
04/17/12	7.51	2.97	0.00	4.54	<50	<50	<100	670 ¹⁸	<0.50	<0.50	<0.50	<0.50	<0.50	<0.50	NA
09/18/12	7.51	3.64	0.00	3.87	<50	77	180	600 ¹⁸	<0.50	<0.50	<0.50	<0.50	<0.50	0.51	NA
03/25/13	7.51	3.98	0.00	3.53	<50	120 ²⁴	<100	750	<0.50	<0.50	<0.50	<0.50	<0.50	<0.50	NA
09/16/13	7.51	3.60	0.00	3.91	<50	53	<100	270 ¹⁸	<0.50	<0.50	<0.50	<0.50	<0.50	<0.50	NA
06/26/14	7.51	3.40	0.00	4.11	<50	<50	210	330¹⁸	<0.50	<0.50	<0.50	<0.50	<0.50	<0.50	NA
MW-11															
10/03/07	7.60	4.01	0.00	3.59	80	250	490	610	<0.50	<0.50	<0.50	<0.50	<0.50 ⁴	<0.50	NA
03/14/08	7.60	3.71	0.00	3.89	61	410 ⁶	1,200	520 ⁷	<0.50	<0.50	<0.50	<0.50	<0.50	<0.50	NA
06/26/08	7.60	3.92	0.00	3.68	<50	2,700 ¹⁰	7,300	3,600 ¹⁵	<0.50	<0.50	<0.50	<0.50	<0.50	<0.50	NA
09/25/08	7.60	3.82	0.00	3.78	<50	2,800 ¹⁰	5,900	3,800 ¹⁶	<0.50	<0.50	<0.50	<0.50	<0.50	<0.50	NA
12/19/08	7.60	3.71	0.00	3.89	<50	1,500 ⁶	3,700	1,800 ¹⁸	<0.50	<0.50	<0.50	<0.50	<0.50	<0.50	NA
03/26/09	7.60	3.49	0.00	4.11	<50	2,300 ⁶	4,200	2,800 ¹⁸	<0.50	<0.50	<0.50	<0.50	<0.50	<0.50	NA
06/24/09	7.60	3.70	0.00	3.90	<50	1,100 ⁶	2,600	1,200 ¹⁸	<0.50	<0.50	<0.50	<0.50	<0.50	<0.50	NA
09/24/09	7.60	3.37	0.00	4.23	<50	1,400 ¹⁰	3,800	1,800 ¹⁸	<0.50	<0.50	<0.50	<0.50	<0.50	<0.50	NA
01/15/10	7.60	3.02	0.00	4.58	<50	260 ⁶	860	620 ¹⁸	<0.50	<0.50	<0.50	<0.50	<0.50	<0.50	<10 - <50 ^{21,22}
09/09/10	7.60	3.63	0.00	3.97	<50	510 ¹⁰	1,200	520 ¹⁸	<0.50	<0.50	<0.50	<0.50	<0.50	<0.50	NA
03/21/11	7.60	2.85	0.00	4.75	<50	83 ⁶	280	410 ¹⁸	<0.50	<0.50	<0.50	<0.50	<0.50	<0.50	NA
09/02/11	7.60	3.70	0.00	3.90	<50	470 ⁶	990	720 ¹⁸	<0.50	<0.50	<0.50	<0.50	<0.50	<0.50	NA
04/17/12	7.60	3.13	0.00	4.47	<50	95 ⁶	220	1,300 ¹⁸	<0.50	<0.50	<0.50	<0.50	0.50	<0.50	NA
09/18/12	7.60	3.83	0.00	3.77	<50	230	600	660 ¹⁸	<0.50	<0.50	<0.50	<0.50	<0.50	<0.50	NA
03/25/13	7.60	3.80	0.00	3.80	<50	230	450	1,200	<0.50	<0.50	<0.50	<0.50	<0.50	<0.50	NA
09/16/13	7.60	3.87	0.00	3.73	<50	130 ⁶	280	350 ¹⁸	<0.50	<0.50	<0.50	<0.50	<0.50	<0.50	NA

Table 1
Groundwater Monitoring Data and Analytical Results
Rolls-Royce Engine Services Test Facility
6701 Old Earhart Road
Oakland, California

WELL ID/ DATE	TOC* (ft.)	DTW (ft.)	SPHT (ft.)	GWE (mst)	TPH-G (µg/L)	TPH-D ¹ (µg/L)	TPH-MO (µg/L)	TPH-JF (µg/L)	B (µg/L)	T (µg/L)	E (µg/L)	X (µg/L)	MTBE (µg/L)	Napthalene (µg/L)	SVOC (µg/L)
MW-11 (cont)															
06/26/14	7.60	3.55	0.00	4.05	<50	220 ⁶	1,000	560 ¹⁸	<0.50	<0.50	<0.50	<0.50	<0.50	<0.50	NA
MW-12															
10/03/07	7.32	3.61	0.00	3.71	<50	<50	<100	<50	<0.50	<0.50	<0.50	<0.50	<0.50 ⁴	<0.50	NA
03/14/08	7.32	3.35	0.00	3.97	<50	<50	<100	<50	<0.50	<0.50	<0.50	<0.50	<0.50	<0.50	NA
06/26/08	7.32	3.60	0.00	3.72	<50	<50	<100	<50	<0.50	<0.50	<0.50	<0.50	<0.50	<0.50	NA
09/25/08	7.32	3.50	0.00	3.82	<50	<50	<100	51 ¹⁶	<0.50	<0.50	<0.50	<0.50	<0.50	<0.50	NA
12/19/08	7.32	3.09	0.00	4.23	<50	<50	<100	<50	<0.50	<0.50	<0.50	<0.50	<0.50	<0.50	NA
03/26/09	7.32	3.13	0.00	4.19	<50	<50	<100	<50	<0.50	<0.50	<0.50	<0.50	<0.50	<0.50	NA
06/24/09	7.32	3.21	0.00	4.11	<50	<50	<100	<50	<0.50	<0.50	<0.50	<0.50	<0.50	<0.50	NA
09/24/09	7.32	3.38	0.00	3.94	<50	<50	<100	<50	<0.50	<0.50	<0.50	<0.50	<0.50	<0.50	NA
01/15/10	7.32	2.80	0.00	4.52	<50	<50	<100	<50	<0.50	<0.50	<0.50	<0.50	<0.50	<0.50	NA
09/09/10	7.32	3.39	0.00	3.93	<50	<50	<100	<50	<0.50	<0.50	<0.50	<0.50	<0.50	<0.50	NA
03/21/11	7.32	2.30	0.00	5.02	<50	<50	<100	<50	<0.50	<0.50	<0.50	<0.50	<0.50	<0.50	NA
09/02/11	7.32	3.36	0.00	3.96	<50	<50	<100	<50	<0.50	<0.50	<0.50	<0.50	<0.50	<0.50	NA
04/17/12	7.32	2.72	0.00	4.60	<50	<50	<100	99 ¹⁸	<0.50	<0.50	<0.50	<0.50	<0.50	<0.50	NA
09/18/12	7.32	3.56	0.00	3.76	<50	<50	<100	97 ⁹	<0.50	<0.50	<0.50	<0.50	<0.50	<0.50	NA
03/25/13	7.32	3.53	0.00	3.79	<50	<50	<100	73	<0.50	<0.50	<0.50	<0.50	<0.50	<0.50	NA
09/16/13	7.32	3.44	0.00	3.88	<50	<50	<100	<50	<0.50	<0.50	<0.50	<0.50	<0.50	<0.50	NA
06/26/14	7.32	3.08	0.00	4.24	<50	<50	<100	<50	<0.50	<0.50	<0.50	<0.50	<0.50	<0.50	NA
MW-13															
10/03/07	6.10	2.86	0.00	3.24	160	70 ⁸	<100	660	<0.50	<0.50	<0.50	<0.50	1.2 ⁴	1.7	NA
03/14/08	6.10	1.96	0.00	4.14	350 ¹²	490	130 ¹³	1,200	0.89	<0.50	<0.50	<0.50	2.0	8.9	NA
06/26/08	6.10	2.57	0.00	3.53	720	200 ⁸	<100	4,100 ¹⁵	2.0	<0.50	<0.50	0.60	3.3	3.3	NA
09/25/08	6.10	2.48	0.00	3.62	600	<200 ¹⁷	130 ¹³	1,900 ¹⁶	1.2	<0.50	<0.50	<0.50	2.9	11	NA
12/19/08	6.10	2.68	0.00	3.42	280	130 ⁸	<100	1,300 ¹⁸	0.89	<0.50	<0.50	<0.50	1.7	4.8	NA
03/26/09	6.10	2.44	0.00	3.66	310	86	120 ¹³	1,800 ¹⁸	0.81	<0.50	<0.50	<0.50	1.7	2.2	NA
06/24/09	6.10	2.91	0.00	3.19	330	170 ⁸	<100	2,000 ¹⁹	1.0	<0.50	<0.50	<0.50	1.9	5.2	NA
09/24/09	6.10	2.81	0.00	3.29	380	180	130 ¹³	5,400 ¹⁸	1.5	<0.50	<0.50	<0.50	2.5	6.8	NA
01/15/10	6.10	1.58	0.00	4.52	230	140	<100	1,600 ¹⁸	0.58	<0.50	<0.50	<0.50	1.4	3.1	NA
09/09/10	6.10	2.20	0.00	3.90	230	180 ⁸	<100	1,400 ¹⁸	0.95	<0.50	<0.50	<0.50	2.3	3.6	NA
03/21/11	6.10	1.10	0.00	5.00	260	76 ⁸	<100	2,400 ¹⁸	1.0	<0.50	<0.50	<0.50	1.7	3.1	NA
09/02/11	6.10	2.23	0.00	3.87	380 ¹²	500	260	1,400 ¹⁸	<0.50	<0.50	<0.50	<0.50	1.4	1.4	NA

Table 1
Groundwater Monitoring Data and Analytical Results
Rolls-Royce Engine Services Test Facility
6701 Old Earhart Road
Oakland, California

WELL ID/ DATE	TOC* (ft.)	DTW (ft.)	SPHT (ft.)	GWE (mst)	TPH-G (µg/L)	TPH-D ¹ (µg/L)	TPH-MO (µg/L)	TPH-JF (µg/L)	B (µg/L)	T (µg/L)	E (µg/L)	X (µg/L)	MTBE (µg/L)	Napthalene (µg/L)	SVOC (µg/L)
MW-13 (cont)															
04/17/12	6.10	1.50	0.00	4.60	310	190	110	3,400 ¹⁸	1.0	<0.50	<0.50	<0.50	2.6	1.4	NA
09/18/12	6.10	2.25	0.00	3.85	280	190	140	1,800 ¹⁸	0.68	<0.50	<0.50	<0.50	2.3	0.89	NA
03/25/13	6.10	2.52	0.00	3.58	170 ¹²	<50	<100	610	<0.50	<0.50	<0.50	<0.50	1.4	<0.50	NA
09/16/13	6.10	2.28	0.00	3.82	190 ¹²	110	<100	1,400 ¹⁸	<0.50	<0.50	<0.50	<0.50	1.7	<0.50	NA
06/26/14	6.10	2.17	0.00	3.93	340	110	150¹³	1,900¹⁸	0.73	<0.50	<0.50	<0.50	2.4	0.6	NA
MW-14															
10/02/07	6.42	2.40	0.00	4.02	67	300	870	1,400	<0.50	<0.50	<0.50	<0.50	1.4 ⁴	6.1	NA
03/14/08	6.42	2.44	0.00	3.98	50	250 ⁶	350	500 ⁷	<0.50	<0.50	<0.50	<0.50	1.7	5.0	NA
06/26/08	6.42	2.62	0.00	3.80	<50	570 ¹⁰	2,700	2,000 ¹⁵	<0.50	<0.50	<0.50	<0.50	1.4	3.1	NA
09/25/08	6.42	2.58	0.00	3.84	<50	510 ¹⁰	1,700	1,800 ¹⁶	<0.50	<0.50	<0.50	<0.50	1.0	<0.50	NA
12/19/08	6.42	2.14	0.00	4.28	<50	480 ⁶	2,100	1,200 ¹⁸	<0.50	<0.50	<0.50	<0.50	1.2	<0.50	NA
03/26/09	6.42	2.23	0.00	4.19	<50	79 ⁶	540	1,000 ¹⁸	<0.50	<0.50	<0.50	<0.50	0.89	<0.50	NA
06/24/09	6.42	2.33	0.00	4.09	<50	<50	290	1,100 ¹⁸	<0.50	<0.50	<0.50	<0.50	1.2	0.52	NA
09/24/09	6.42	2.47	0.00	3.95	<50	88 ¹⁰	350	1,200 ¹⁸	<0.50	<0.50	<0.50	<0.50	0.83	<0.50	NA
01/15/10	6.42	1.95	0.00	4.47	<50	60 ⁶	490	1,100 ¹⁸	<0.50	<0.50	<0.50	<0.50	1.0	<0.50	NA
09/09/10	6.42	2.52	0.00	3.90	<50	150 ¹⁰	500	890 ¹⁸	<0.50	<0.50	<0.50	<0.50	1.2	<0.50	NA
03/21/11	6.42	1.40	0.00	5.02	<50	<50	230	730 ¹⁸	<0.50	<0.50	<0.50	<0.50	1.3	<0.50	NA
09/02/11	6.42	2.49	0.00	3.93	<50	140 ⁶	550	900 ¹⁸	<0.50	<0.50	<0.50	<0.50	0.98	<0.50	NA
04/17/12	6.42	1.83	0.00	4.59	<50	140 ⁶	800	2,400 ¹⁸	<0.50	0.69	<0.50	<0.50	1.2	<0.50	NA
09/18/12	6.42	2.65	0.00	3.77	51	130 ⁶	680	1,300 ¹⁸	<0.50	<0.50	<0.50	<0.50	1.0	<0.50	NA
03/25/13	6.42	2.63	0.00	3.79	<50	160	640	2,000	<0.50	<0.50	<0.50	<0.50	1.1	<0.50	NA
09/16/13	6.42	2.53	0.00	3.89	<50	86 ⁶	360	920 ¹⁸	<0.50	<0.50	<0.50	<0.50	0.74	<0.50	NA
06/26/14	6.42	2.15	0.00	4.27	<50	100⁶	650	950¹⁸	<0.50	<0.50	<0.50	<0.50	0.98	<0.50	NA
MW-15															
10/02/07	7.51	4.85	0.00	2.66	<50	99	<100	120	<0.50	<0.50	<0.50	<0.50	<0.50	<0.50	NA
03/14/08	7.51	4.62	0.00	2.89	<50	<50	<100	88 ⁷	<0.50	<0.50	<0.50	<0.50	<0.50	<0.50	NA
06/26/08	7.51	4.81	0.00	2.70	<50	<50	<100	84 ⁷	<0.50	<0.50	<0.50	<0.50	<0.50	<0.50	NA
09/25/08	7.51	4.81	0.00	2.70	<50	<50	<100	53	<0.50	<0.50	<0.50	<0.50	<0.50	<0.50	NA
12/19/08	7.51	4.67	0.00	2.84	<50	<50	<100	<50	<0.50	<0.50	<0.50	<0.50	<0.50	<0.50	NA
03/26/09	7.51	4.45	0.00	3.06	<50	<50	<100	110 ¹⁸	<0.50	<0.50	<0.50	<0.50	<0.50	<0.50	NA
06/24/09	7.51	4.68	0.00	2.83	<50	<50	<100	59	<0.50	<0.50	<0.50	<0.50	<0.50	<0.50	NA
09/24/09	7.51	4.75	0.00	2.76	<50	<50	<100	<50	<0.50	<0.50	<0.50	<0.50	<0.50	<0.50	NA

Table 1
Groundwater Monitoring Data and Analytical Results
Rolls-Royce Engine Services Test Facility
6701 Old Earhart Road
Oakland, California

WELL ID/ DATE	TOC* (ft.)	DTW (ft.)	SPHT (ft.)	GWE (mst)	TPH-G (µg/L)	TPH-D ¹ (µg/L)	TPH-MO (µg/L)	TPH-JF (µg/L)	B (µg/L)	T (µg/L)	E (µg/L)	X (µg/L)	MTBE (µg/L)	Napthalene (µg/L)	SVOC (µg/L)
MW-15 (cont)															
01/15/10	7.51	4.29	0.00	3.22	<50	<50	<100	<50	<0.50	<0.50	<0.50	<0.50	<0.50	<0.50	NA
09/09/10	7.51	4.78	0.00	2.73	<50	<50	<100	<50	<0.50	<0.50	<0.50	<0.50	<0.50	<0.50	NA
03/21/11	7.51	2.71	0.00	4.80	<50	<50	<100	200 ¹⁸	<0.50	<0.50	<0.50	<0.50	<0.50	<0.50	NA
09/02/11	7.51	4.77	0.00	2.74	<50	<50	<100	<50	<0.50	<0.50	<0.50	<0.50	<0.50	<0.50	NA
04/17/12	7.51	3.65	0.00	3.86	<50	<50	120 ²³	170 ¹⁸	<0.50	<0.50	<0.50	<0.50	<0.50	<0.50	NA
09/18/12	7.51	4.89	0.00	2.62	<50	<50	<100	50 ⁹	<0.50	<0.50	<0.50	<0.50	<0.50	<0.50	NA
03/25/13	7.51	4.78	0.00	2.73	<50	<50	<100	76	<0.50	<0.50	<0.50	<0.50	<0.50	<0.50	NA
09/16/13	7.51	4.80	0.00	2.71	<50	<50	<100	<50	<0.50	<0.50	<0.50	<0.50	<0.50	<0.50	NA
06/26/14	7.51	4.58	0.00	2.93	<50	<50	100	71 ¹⁸	<0.50	<0.50	<0.50	<0.50	<0.50	<0.50	NA
MW-17															
09/14/07	0.04	4.10	0.00	-4.06	<50	<50	220	150 ²	<0.50	<0.50	<0.50	<0.50	<0.50	<0.50	NA
03/14/08	Not able to sample well-no access agreement between Rolls-Royce and Port of Oakland														
07/03/08	0.04	1.98	0.00	-1.94	<50	<50	<100	84 ⁷	<0.50	<0.50	<0.50	<0.50	<0.50	<0.50	NA
9/25/08 ¹⁴	0.04	4.77	0.00	-4.73	<50	<50	120	110 ¹⁶	<0.50	<0.50	<0.50	<0.50	<0.50	<0.50	NA
12/19/08	0.04	2.24	0.00	-2.20	<50	<50	<100	54	<0.50	<0.50	<0.50	<0.50	<0.50	<0.50	NA
03/26/09	0.04	1.85	0.00	-1.81	<50	<50	<100	71 ¹⁸	<0.50	<0.50	<0.50	<0.50	<0.50	<0.50	NA
06/24/09	Not able to sample well-Oakland Airport security failed to provide access to well														
09/24/09	0.04	2.97	0.00	-2.93	<50	<50	<100	<50	<0.50	<0.50	<0.50	<0.50	<0.50	<0.50	NA
1/15/10 ¹⁴	0.04	2.49	0.00	-2.45	<50	<50	<100	59 ¹⁸	<0.50	<0.50	<0.50	<0.50	<0.50	<0.50	NA
09/09/10	0.04	2.79	0.00	-2.75	<50	<50	<100	<50	<0.50	<0.50	<0.50	<0.50	<0.50	<0.50	NA
03/21/11	0.04	2.25	0.00	-2.21	<50	<50	<100	<50	<0.50	<0.50	<0.50	<0.50	<0.50	<0.50	NA
09/02/11	0.04	2.69	0.00	-2.65	<50	<50	<100	<50	<0.50	<0.50	<0.50	<0.50	<0.50	<0.50	NA
04/17/12	0.04	2.49	0.00	-2.45	<50	<50	<100	240 ¹⁸	<0.50	<0.50	<0.50	<0.50	<0.50	<0.50	NA
09/18/12	0.04	2.96	0.00	-2.92	<50	<50	140 ²³	84 ¹⁸	<0.50	<0.50	<0.50	<0.50	<0.50	<0.50	NA
03/25/13	0.04	2.51	0.00	-2.47	<50	<50	<100	93	<0.50	<0.50	<0.50	<0.50	<0.50	<0.50	NA
09/16/13	0.04	2.88	0.00	-2.84	<50	<50	<100	69 ¹⁸	<0.50	<0.50	<0.50	<0.50	<0.50	<0.50	NA
06/26/14	0.04	2.73	0.00	-2.69	<50	<50	<100	70 ¹⁸	<0.50	<0.50	<0.50	<0.50	<0.50	<0.50	NA
MW-18															
10/02/07	7.05	4.15	0.55	3.34**	Not developed or sampled due to presence of SPH										
03/14/08	7.05	3.62	0.63	3.93**	Not sampled due to presence of SPH										
06/26/08	7.05	4.11	1.14	3.85**	Not sampled due to presence of SPH										
09/25/08	7.05	3.77	0.56	3.73**	Not sampled due to presence of SPH										

Table 1
Groundwater Monitoring Data and Analytical Results
Rolls-Royce Engine Services Test Facility
6701 Old Earhart Road
Oakland, California

WELL ID/ DATE	TOC* (ft.)	DTW (ft.)	SPHT (ft.)	GWE (msl)	TPH-G (µg/L)	TPH-D ¹ (µg/L)	TPH-MO (µg/L)	TPH-JF (µg/L)	B (µg/L)	T (µg/L)	E (µg/L)	X (µg/L)	MTBE (µg/L)	Napthalene (µg/L)	SVOC (µg/L)	
MW-18 (cont)																
12/19/08	7.05	3.30	0.36	4.04**	Not sampled due to presence of SPH				--	--	--	--	--	--	--	--
03/26/09	7.05	3.28	0.55	4.21**	Not sampled due to presence of SPH				--	--	--	--	--	--	--	--
06/24/09	7.05	3.53	0.48	3.90**	Not sampled due to presence of SPH				--	--	--	--	--	--	--	--
09/24/09	7.05	3.57	0.46	3.85**	Not sampled due to presence of SPH				--	--	--	--	--	--	--	--
01/15/10	7.05	3.02	0.66	4.56**	Not sampled due to presence of SPH				--	--	--	--	--	--	--	--
09/09/10	7.05	3.18	0.10	3.95**	Not sampled due to presence of SPH				--	--	--	--	--	--	--	--
03/21/11	7.05	1.99	0.15	5.18**	Not sampled due to presence of SPH				--	--	--	--	--	--	--	--
09/02/11	7.05	3.49	0.51	3.97**	Not sampled due to presence of SPH				--	--	--	--	--	--	--	--
04/17/12	7.05	2.52	0.15	4.65**	Not sampled due to presence of SPH				--	--	--	--	--	--	--	--
09/18/12	7.05	3.14	0.00	3.91	2,100	210,000 ¹⁰	190,000	290,000	<0.50	<0.50	<0.50	2.4	2.0	<2.0	NA	
03/25/13	7.05	3.27	0.15	3.90**	740	35,000	39,000	61,000	<0.50	<0.50	<0.50	1.7	2.2	<0.80	NA	
09/16/13	7.05	3.15	0.00	3.90	570	35,000 ¹⁰	37,000	48,000	<0.50	<0.50	<0.50	1.2	1.8	<0.80	NA	
06/26/14	7.05	2.91	0.00	4.14	600	100,000 ⁸	150,000	110,000	<0.50	<0.50	<0.50	1.0	1.8	<0.80	NA	
NPORD MW-3																
09/14/07	8.11	4.43	0.00	3.68	<50	<50	<100	64 ²	<0.50	<0.50	<0.50	<0.50	<0.50	<0.50	NA	
03/14/08	Not able to sample well-no access agreement between Rolls-Royce and Port of Oakland															
07/03/08	8.11	3.96	0.00	4.15	<50	<50	<100	99 ⁷	<0.50	<0.50	<0.50	<0.50	<0.50	<0.50	NA	
09/25/08	8.11	4.06	0.00	4.05	<50	<50	<100	<50	<0.50	<0.50	<0.50	<0.50	<0.50	<0.50	NA	
12/19/08	8.11	3.78	0.00	4.33	<50	<50	<100	<50	<0.50	<0.50	<0.50	<0.50	<0.50	<0.50	NA	
03/26/09	8.11	4.22	0.00	3.89	<50	<50	<100	<50	<0.50	<0.50	<0.50	<0.50	<0.50	<0.50	NA	
06/24/09	8.11	4.02	0.00	4.09	<50	<50	<100	<50	<0.50	<0.50	<0.50	<0.50	<0.50	<0.50	NA	
09/24/09	8.11	4.19	0.00	3.92	<50	<50	<100	<50	<0.50	<0.50	<0.50	<0.50	<0.50	<0.50	NA	
01/15/10	8.11	3.51	0.00	4.60	<50	<50	<100	<50	<0.50	<0.50	<0.50	<0.50	<0.50	<0.50	NA	
09/09/10	8.11	3.96	0.00	4.15	<50	<50	<100	<50	<0.50	<0.50	<0.50	<0.50	<0.50	<0.50	NA	
03/21/11	8.11	3.28	0.00	4.83	<50	<50	<100	<50	<0.50	<0.50	<0.50	<0.50	<0.50	<0.50	NA	
09/02/11	8.11	4.10	0.00	4.01	<50	<50	<100	<50	<0.50	<0.50	<0.50	<0.50	<0.50	<0.50	NA	
04/17/12	8.11	4.00	0.00	4.11	<50	<50	<100	<50	<0.50	<0.50	<0.50	<0.50	<0.50	<0.50	NA	
09/18/12	8.11	4.18	0.00	3.93	<50	<50	<100	<50	<0.50	<0.50	<0.50	<0.50	<0.50	<0.50	NA	
03/25/13	8.11	4.35	0.00	3.76	<50	<50	<100	<50	<0.50	<0.50	<0.50	<0.50	<0.50	<0.50	NA	
09/16/13	8.11	4.23	0.00	3.88	<50	<50	<100	<50	<0.50	<0.50	<0.50	<0.50	<0.50	<0.50	NA	
06/26/14	8.11	3.91	0.00	4.20	<50	<50	<100	<50	<0.50	<0.50	<0.50	<0.50	<0.50	<0.50	NA	

Table 1
Groundwater Monitoring Data and Analytical Results
Rolls-Royce Engine Services Test Facility
6701 Old Earhart Road
Oakland, California

WELL ID/ DATE	TOC* (ft.)	DTW (ft.)	SPHT (ft.)	GWE (mst)	TPH-G (µg/L)	TPH-D ¹ (µg/L)	TPH-MO (µg/L)	TPH-JF (µg/L)	B (µg/L)	T (µg/L)	E (µg/L)	X (µg/L)	MTBE (µg/L)	Napthalene (µg/L)	SVOC (µg/L)
NPORD MW-4															
09/14/07	10.06	6.48	0.00	3.58	50	1,000 ³	1,400	2,000 ²	<0.50	<0.50	<0.50	<0.50	<0.50	<0.50	NA
03/14/08	Not able to sample well-no access agreement between Rolls-Royce and Port of Oakland														
07/03/08	10.06	6.26	0.00	3.80	<50	360 ⁶	700	960 ⁷	<0.50	<0.50	<0.50	<0.50	<0.50	<0.50	NA
09/25/08	10.06	6.28	0.00	3.78	<50	150 ⁶	240	820 ¹⁶	<0.50	<0.50	<0.50	<0.50	<0.50 ⁴	<0.50	NA
12/19/08	10.06	6.15	0.00	3.91	<50	320 ¹⁰	640	1,400 ¹⁸	<0.50	<0.50	<0.50	<0.50	<0.50	<0.50	NA
03/26/09	10.06	5.91	0.00	4.15	<50	95	160	520 ¹⁸	<0.50	<0.50	<0.50	<0.50	<0.50	<0.50	NA
06/24/09	10.06	6.10	0.00	3.96	<50	200 ⁶	100	1,000	<0.50	<0.50	<0.50	<0.50	<0.50	<0.50	NA
09/24/09	10.06	6.20	0.00	3.86	<50	200 ^{10,20}	180 ²⁰	500 ^{18,20}	<0.50	<0.50	<0.50	<0.50	<0.50	<0.50	NA
01/15/10	10.06	5.45	0.00	4.61	<50	93	<100	770 ¹⁸	<0.50	<0.50	<0.50	<0.50	<0.50	<0.50	NA
09/09/10	10.06	6.06	0.00	4.00	<50	<50	<100	290 ¹⁸	<0.50	<0.50	<0.50	<0.50	<0.50	<0.50	NA
03/21/11	10.06	5.31	0.00	4.75	<50	<50	<100	270	<0.50	<0.50	<0.50	<0.50	<0.50	<0.50	NA
09/02/11	10.06	6.11	0.00	3.95	<50	95	<100	320 ¹⁸	<0.50	<0.50	<0.50	<0.50	<0.50	<0.50	NA
04/17/12	10.06	5.58	0.00	4.48	<50	64	130 ²³	940 ¹⁸	<0.50	<0.50	<0.50	<0.50	<0.50	<0.50	NA
09/18/12	10.06	6.27	0.00	3.79	<50	150	250	800 ¹⁸	<0.50	<0.50	<0.50	<0.50	<0.50	<0.50	NA
03/25/13	10.06	6.23	0.00	3.83	<50	57	<100	820	<0.50	<0.50	<0.50	<0.50	<0.50	<0.50	NA
09/16/13	10.06	6.25	0.00	3.81	<50	72	120 ¹³	560 ¹⁸	<0.50	<0.50	<0.50	<0.50	<0.50	<0.50	NA
06/26/14	10.06	6.01	0.00	4.05	<50	90⁶	260	520¹⁸	<0.50	<0.50	<0.50	<0.50	<0.50	<0.50	NA
QA															
09/14/07	--	--	--	--	<50	NA	NA	NA	<0.50	<0.50	<0.50	<0.50	<0.50	<0.50	NA
10/02/07	--	--	--	--	<50	NA	NA	NA	<0.50	<0.50	<0.50	<0.50	<0.50	<0.50	NA
03/14/08	--	--	--	--	<50	NA	NA	NA	<0.50	<0.50	<0.50	<0.50	<0.50	<0.50	NA
6/26/08 ¹⁴	--	--	--	--	<50	NA	NA	NA	<0.50	<0.50	<0.50	<0.50	<0.50	<0.50	NA
07/03/08	--	--	--	--	<50	<50	<100	<50	<0.50	<0.50	<0.50	<0.50	<0.50	<0.50	NA
09/25/08	--	--	--	--	<50	<50	<100	<50	<0.50	<0.50	<0.50	<0.50	<0.50	<0.50	NA
12/19/08	--	--	--	--	<50	<50	<100	<50	<0.50	<0.50	<0.50	<0.50	<0.50	<0.50	NA
03/26/09	--	--	--	--	<50	<50	<100	<50	<0.50	<0.50	<0.50	<0.50	<0.50	<0.50	NA
06/24/09	--	--	--	--	<50	NA	NA	NA	<0.50	<0.50	<0.50	<0.50	<0.50	<0.50	NA
09/24/09	--	--	--	--	<50	NA	NA	NA	<0.50	<0.50	<0.50	<0.50	<0.50	<0.50	NA
01/15/10	--	--	--	--	<50	NA	NA	NA	<0.50	<0.50	<0.50	<0.50	<0.50	<0.50	NA
09/09/10	--	--	--	--	<50	NA	NA	NA	<0.50	<0.50	<0.50	<0.50	<0.50	<0.50	NA
03/21/11	--	--	--	--	<50	NA	NA	NA	<0.50	<0.50	<0.50	<0.50	<0.50	<0.50	NA
09/02/11	--	--	--	--	<50	NA	NA	NA	<0.50	<0.50	<0.50	<0.50	<0.50	<0.50	NA

Table 1
Groundwater Monitoring Data and Analytical Results
 Rolls-Royce Engine Services Test Facility
 6701 Old Earhart Road
 Oakland, California

WELL ID/ DATE	TOC* (ft.)	DTW (ft.)	SPHT (ft.)	GWE (msl)	TPH-G (µg/L)	TPH-D ¹ (µg/L)	TPH-MO (µg/L)	TPH-JF (µg/L)	B (µg/L)	T (µg/L)	E (µg/L)	X (µg/L)	MTBE (µg/L)	Napthalene (µg/L)	SVOC (µg/L)
QA (cont)															
04/17/12	--	--	--	--	<50	NA	NA	NA	<0.50	<0.50	<0.50	<0.50	<0.50	<0.50	NA
09/18/12	--	--	--	--	<50	NA	NA	NA	<0.50	<0.50	<0.50	<0.50	<0.50	<0.50	NA
03/25/13	--	--	--	--	<50	NA	NA	NA	<0.50	<0.50	<0.50	<0.50	<0.50	<0.50	NA
09/16/13	--	--	--	--	<50	NA	NA	NA	<0.50	<0.50	<0.50	<0.50	<0.50	<0.50	NA
06/26/14	--	--	--	--	<50	NA	NA	NA	<0.50	<0.50	<0.50	<0.50	<0.50	<0.50	NA

Table 1
Groundwater Monitoring Data and Analytical Results
Rolls-Royce Engine Services Test Facility
6701 Old Earhart Road
Oakland, California

EXPLANATIONS:

TOC = Top of Casing Elevation
DTW = Depth to Water
GWE = Groundwater Elevation
ft = feet

SPHT = Separate Phase Hydrocarbon Thickness
TPH-G= Total Petroleum Hydrocarbons as Gasoline
TPH-D = Total Petroleum Hydrocarbons as Diesel

TPH-MO = Total Petroleum Hydrocarbons as Motor Oil
TPH-JF = Total Petroleum Hydrocarbons as Jet Fuel
B = Benzene
T = Toluene
E = Ethylbenzene
X = Total Xylenes
MTBE = Methyl Tertiary Butyl Ether

SVOC = Semi-Volatile Organic Compounds
(µg/L) = Micrograms per liter
NA = Not Analyzed
-- = Not Measured
QA = Trip Blank

ANALYTICAL METHODS:

Kiff Analytical LLC (NELAP #08263CA)
TPH-G, BTEX, MTBE, and Napthalene by EPA Method 8260B
TPH-D, TPH-MO, and TPH-JF by modified EPA Method 8015
SVOC by EPA Method 8270C

* TOC elevations surveyed relative to mean sea level by Morrow Surveying (PLS #5161) on October 8, 2007

** = GWE corrected for the presence of SPH [(TOC-DTW) + (SPH thickness x SPH specific gravity)]. Specific gravity of SPH is assumed to be 0.8.

- 1 Analyzed with Silica Gel Cleanup
- 2 Discrete peaks, higher boiling hydrocarbons present in sample that are atypical for Jet Fuel
- 3 Discrete peaks, higher boiling hydrocarbons present in sample that are atypical for Diesel Fuel
- 4 Matrix spike/matrix spike duplicate results associated with these samples for the analyte Methyl-t-butyl ether were affected by the analyte concentrations already present in the un-spiked sample.
- 5 Due to the formation of an emulsion in this sample, the sample was centrifuged and decanted prior to extraction.
- 6 Hydrocarbons present in this sample are higher-boiling than typical Diesel Fuel.
- 7 Hydrocarbons present in this sample are higher-boiling than typical Jet Fuel.
- 8 Lower boiling hydrocarbons are present in this sample that are atypical for Diesel Fuel.
- 9 Discrete peaks present in this sample that are atypical for Jet Fuel.
- 10 Some lower-boiling hydrocarbons than Diesel and some higher-boiling hydrocarbons than Diesel are present in this sample.
- 11 Both lower-boiling and higher-boiling hydrocarbons than Jet Fuel are present in this sample.
- 12 Sample contained primarily compounds not found in typical Gasoline.
- 13 Hydrocarbons present in this sample are lower-boiling than typical Motor Oil
- 14 Sample was analyzed by EPA Method 8260B using bottles that contained headspace bubbles greater than 1/4-inch in diameter.
- 15 Lower boiling hydrocarbons are present in this sample that are atypical for Jet Fuel.
- 16 Chromatographic pattern not typical for Jet Fuel.
- 17 Diesel method reporting limit for this sample was increased due to interference from Gasoline range hydrocarbons.
- 18 Higher-boiling hydrocarbons are present in this sample that are atypical for Jet Fuel.
- 19 Laboratory confirmed results

Table 1
Groundwater Monitoring Data and Analytical Results
Rolls-Royce Engine Services Test Facility
6701 Old Earhart Road
Oakland, California

EXPLANATIONS:

- ²⁰ Repeat analysis by Modified EPA Method 8015 yielded inconsistent results for sample NPORD MW-4. The concentrations appear to vary between bottles. The highest concentration results are reported.
- ²¹ All analytes were ND or less than their respective reporting limits
- ²² Analysis for SVOC requested by Client.
- ²³ Discrete peaks in Motor Oil range, atypical for Motor Oil.
- ²⁴ Discrete peaks in Diesel Range, atypical for Diesel Fuel.

Table 2
Field Measurements and Groundwater Analytical Results
Rolls-Royce Engine Services Test Facility
6701 Old Earhart Road
Oakland, California

WELL ID/ DATE	D.O. Pre-Purge (mg/L)	D.O. Post-Purge (mg/L)	ORP Pre-Purge (mV)	ORP Post-Purge (mV)	Ferric Iron (mg/L)	Ferrous Iron (mg/L)	Nitrate as NO₃ (mg/L)	Sulfate as SO₄ (mg/L)	Methane (µg/L)
MW-1 09/09/10	0.00	0.74	-462.4	-124.7	3.2	0.81	<10	2,000	117
MW-2 09/09/10	0.03	0.29	-261.9	-233.5	--	--	--	--	--
MW-3 09/09/10	0.38	0.24	-149.2	-123.5	--	--	--	--	--
MW-4 09/09/10	0.09	0.06	-295.2	-299.4	91	2.4	<2.5	8.6	6,590
MW-5 09/09/10	0.84	0.05	-374	-459	68	12	<2.5	<2.5	4,760
MW-6 09/09/10	0.22	0.20	-271.8	-273.5	40	<0.10	<2.5	540	3,280
MW-7 09/09/10	0.07	0.09	-260.7	-257.4	340	18	<2.5	<2.5	6,350
MW-8 09/09/10	0.14	0.11	-276	-281	23	2.1	<2.5	3.9	8,500
MW-9 09/09/10	0.00	0.65	-548.1	-501.4	13	<0.10	<2.5	23	8,310
MW-10 09/09/10	0.11	0.58	-333.3	-391.2	--	--	--	--	--
MW-11 09/09/10	0.84	0.96	-399.4	-370.1	--	--	--	--	--
MW-12 09/09/10	0.15	0.49	-340.1	-348.2	--	--	--	--	--
MW-13 09/09/10	0.45	0.82	-142.9	-130.5	--	--	--	--	--
MW-14 09/09/10	0.20	0.14	-264.6	-223.9	--	--	--	--	--

Table 2
Field Measurements and Groundwater Analytical Results
 Rolls-Royce Engine Services Test Facility
 6701 Old Earhart Road
 Oakland, California

WELL ID/ DATE	D.O. Pre-Purge (mg/L)	D.O. Post-Purge (mg/L)	ORP Pre-Purge (mV)	ORP Post-Purge (mV)	Ferric Iron (mg/L)	Ferrous Iron (mg/L)	Nitrate as NO₃ (mg/L)	Sulfate as SO₄ (mg/L)	Methane (µg/L)
MW-15 09/09/10	0.51	0.63	196.1	180.2	--	--	--	--	--
MW-17 09/09/10	0.40	0.51	168.4	149.1	--	--	--	--	--
NPORD MW-3 09/09/10	0.46	0.50	-208.2	-211.6	3.2	3.2	<10	1,200	27.8

Table 2
Field Measurements and Groundwater Analytical Results
Rolls-Royce Engine Services Test Facility
6701 Old Earhart Road
Oakland, California

EXPLANATIONS:

ORP = Oxidation Reduction Potential
D.O. = Dissolved Oxygen
(mV) = Millivolts
($\mu\text{g/L}$) = Micrograms per liter
(mg/L) = Milligrams per liter
-- = Not Measured

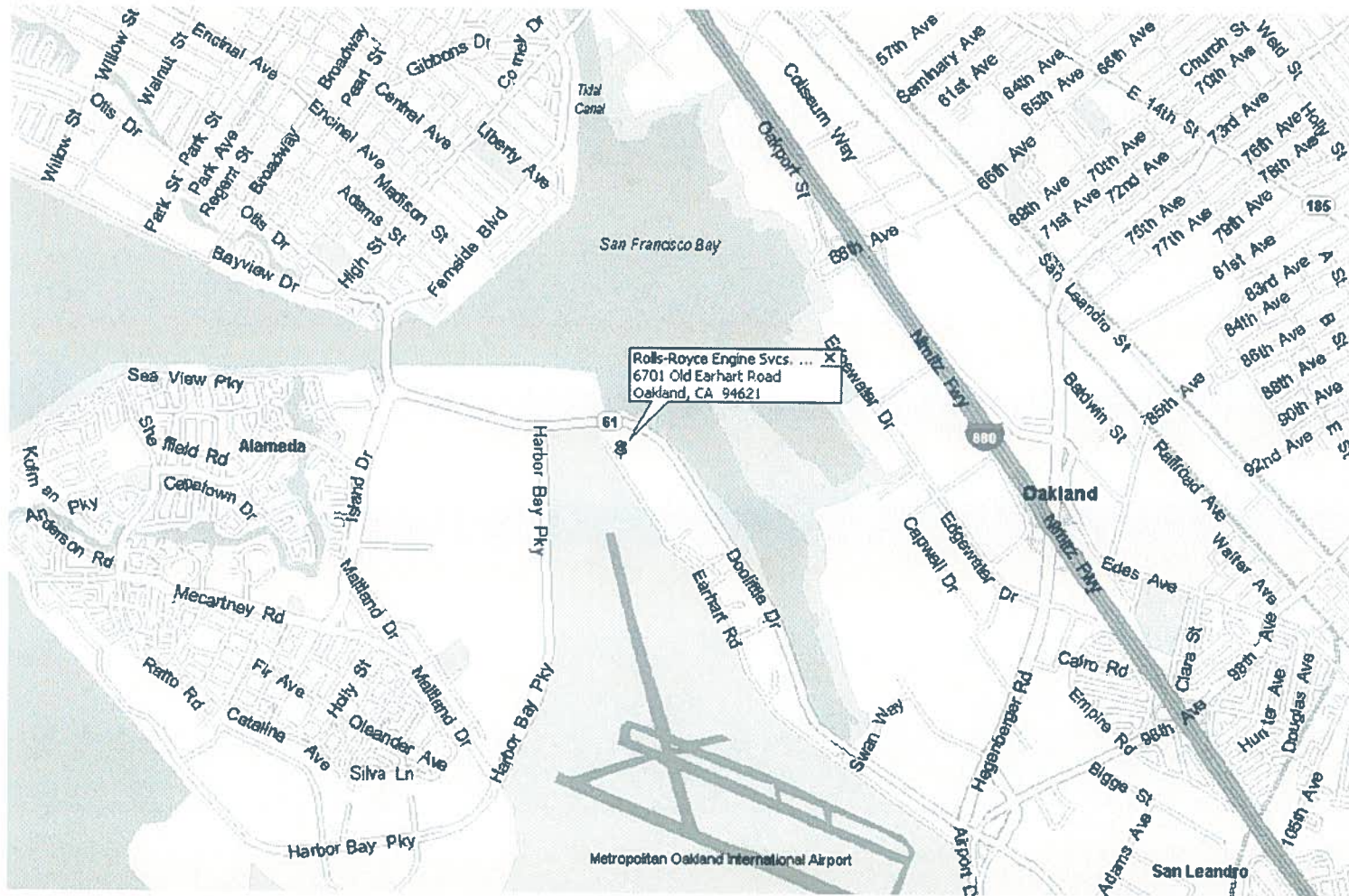
ANALYTICAL METHODS:

Nitrate as NO_3 and Sulfate as SO_3 by EPA Method 300.0
Ferric Iron by 200.7/SM 3500 Fe D
Ferrous Iron by SM 3500 Fe D
Methane by Method RSK-175M

Table 3
 SPH Thickness and Volumes Purged - MW-18
 Rolls-Royce Engine Services Test Facility
 6701 Old Earhart Road
 Oakland, California

Date	SPH Thickness (feet)	Depth To SPH From Top of Casing (feet)	Approximate Volume of Water Purged (gallons)	Approximate Volume of SPH Purged (gallons)
9/14/07	0.55	3.60	2.00	2.50
3/14/08	0.63	2.99	0.80	0.30
6/26/08	1.14	2.97	1.00	0.13
9/25/08	0.56	3.21	2.00	0.07
12/19/08	0.36	2.94	0.13	0.16
3/26/09	0.55	2.73	0.08	0.08
6/24/09	0.48	3.05	0.05	0.06
9/24/09	0.46	3.11	0.00	0.07
1/15/10	0.66	2.36	2.00	0.14
9/9/10	0.10	3.08	0.13	0.01
3/21/11	0.15	1.84	0.26	0.03
9/2/11	0.51	2.98	0.16	0.26
4/17/12	0.15	2.37	0.05	0.26
9/18/12	0.00	NA	3.50	0.00
3/25/13	0.15	3.12	4.50	0.15
9/16/13	0.00	NA	3.00	0.00
6/26/14	0.00	NA	4.00	0.00
Totals:			23.66	4.21

NA = Not Applicable



SITE LOCATION MAP
 ROLLS-ROYCE ENGINE SERVICES TEST FACILITY
 6701 OLD EARHART RD.
 OAKLAND, CA

FIGURE

1

PROJECT NUMBER
 25-948218.7

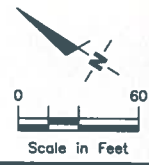
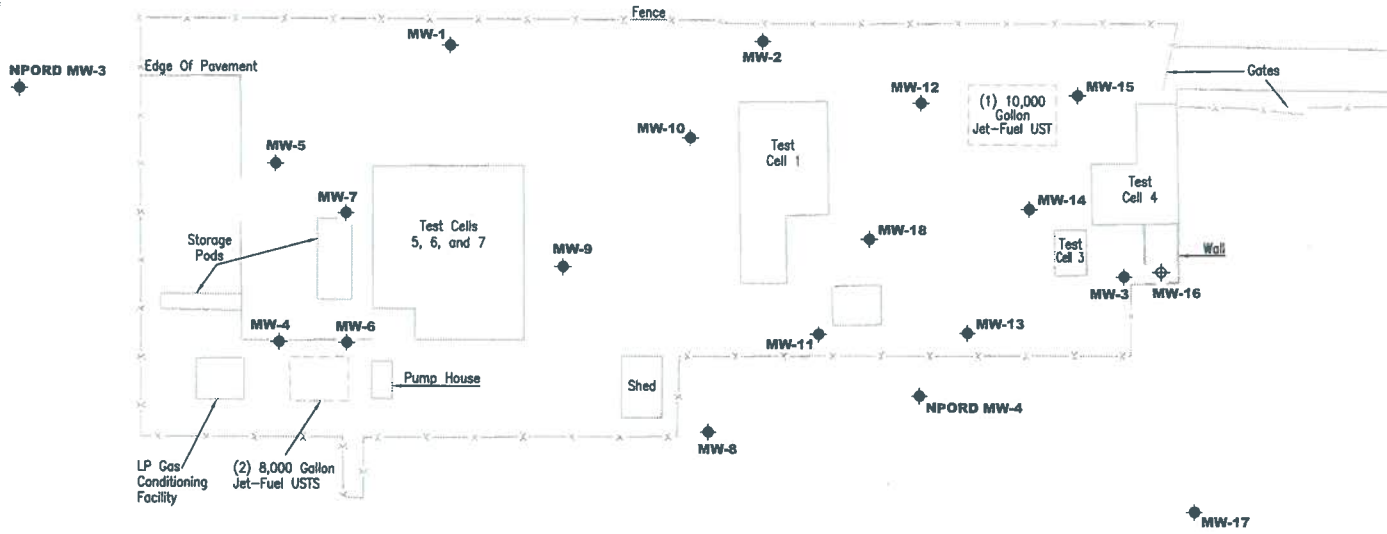
REVIEWED BY

DATE
 11/13/07

REVISED DATE

EXPLANATION

- ◆ Groundwater monitoring well
- ◇ Proposed monitoring well - not installed location inaccessible by drill rig



SITE PLAN
 Rolls-Royce Engine Services Test Facility
 6701 Old Earhart Road
 Oakland, CA

REVISION DATE

DATE 11/07

GETTLER - RYAN INC.
 6747 Sierra Court, Suite J
 Dublin, CA 94588
 (925) 551-7555

REVIEWED BY

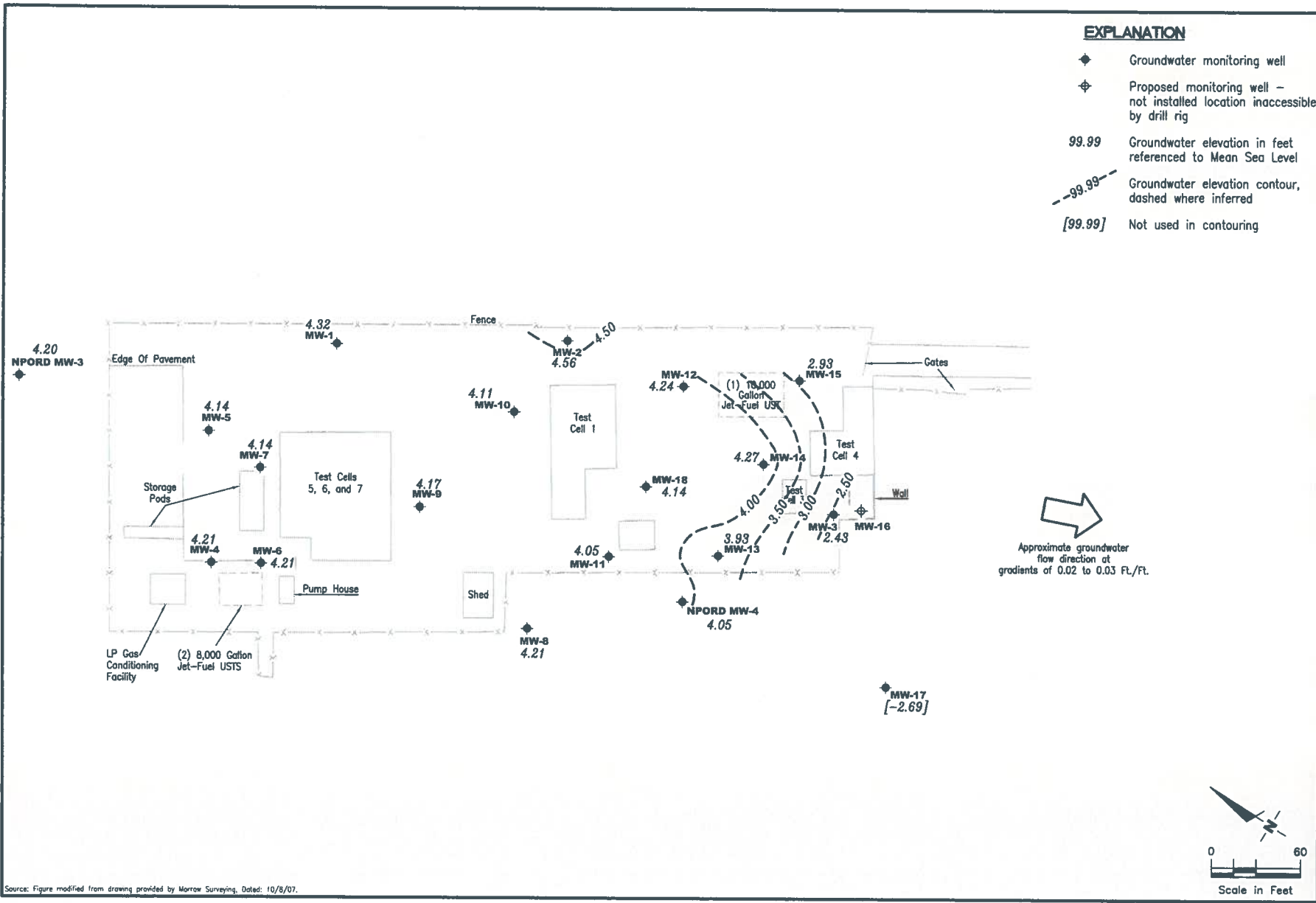
PROJECT NUMBER
 948218.2

FILE NAME: P:\enviro\Rolls Royce\010-Rolls Royce.dwg | Layout: Job Site Plan

Source: Figure modified from drawing provided by Morrow Surveying, Dated: 10/8/07.

EXPLANATION

- ◆ Groundwater monitoring well
- ◆ Proposed monitoring well – not installed location inaccessible by drill rig
- 99.99 Groundwater elevation in feet referenced to Mean Sea Level
- - 99.99 - - Groundwater elevation contour, dashed where inferred
- [99.99] Not used in contouring



POTENTIOMETRIC MAP
 Rolls-Royce Engine Services Test Facility
 6701 Old Earhart Road
 Oakland, CA

DATE: June 26, 2014
 REVISION DATE:

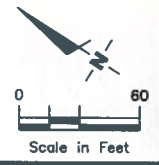
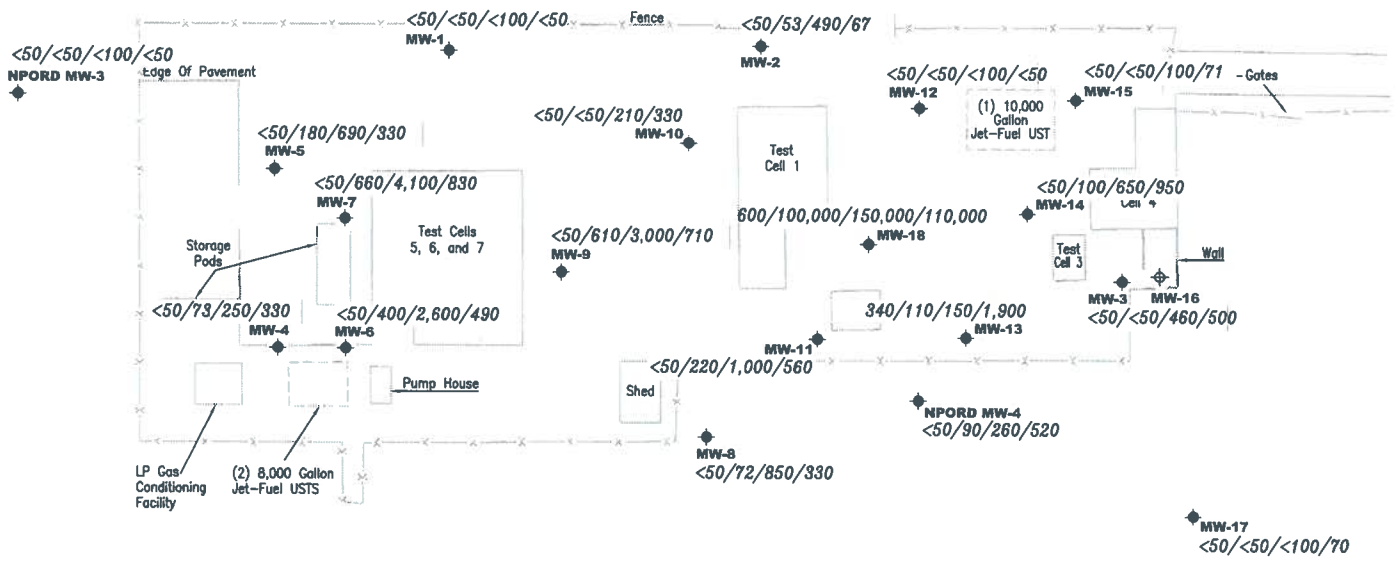
GETTLER - RYAN INC.
 6805 Sierra Court, Suite G
 Dublin, CA 94568
 (925) 551-7555

REVIEWED BY:
 PROJECT NUMBER:
 948218.2
 FILE NAME: P:\Users\jbliss_Royce\014-Rolls-Royce.dwg | Layout Tab: Plot

Source: Figure modified from drawing provided by Morrow Surveying, Dated: 10/8/07.

EXPLANATION

- ◆ Groundwater monitoring well
- ◆ Proposed monitoring well - not installed location inaccessible by drill rig
- A/B/C/D Total Petroleum Hydrocarbons
TPH as Gasoline/TPH as Diesel/
TPH as Motor Oil/TPH as Jet
Fuel concentrations in ppb
- NS Not Sampled
- SPH Separate Phase Hydrocarbons



CONCENTRATION MAP
Rollis-Royce Engine Services Test Facility
6701 Old Earhart Road
Oakland, CA

GETTLER-RYAN INC.
6805 Sierra Court, Suite C
Dublin, CA 94568
(925) 551-7555

REVIEWED BY: [Signature]
PROJECT NUMBER: 948218.2
DATE: June 26, 2014
REVISION DATE: [Blank]

Source: Figure modified from drawing provided by Marrow Surveying, Dated: 10/8/07.

GR FIELD METHODS AND PROCEDURES - GROUNDWATER SAMPLING

Gettler-Ryan Inc. (GR) field personnel adhere to the following procedures for the collection and handling of groundwater samples prior to analysis by the analytical laboratory. All work is performed in accordance with the GR Health & Safety Plan and all client-specific programs. The scope of work and type of analysis to be performed is determined prior to commencing field work.

Prior to sampling, the presence or absence of free-phase hydrocarbons is determined using an interface probe. Product thickness, if present, is measured to the nearest 0.01 foot and is noted in the field notes. In addition, all depth to water level measurements are collected with a static water level indicator and are also recorded in the field notes, prior to purging and sampling any wells.

After water levels are collected and prior to sampling, if purging is to occur, each well is purged a minimum of three well casing volumes of water using pre-cleaned pumps (stack, peristaltic or Grundfos), or disposable bailers. Temperature, pH and electrical conductivity are measured a minimum of three times during the purging (additional parameters such as dissolved oxygen, oxidation reduction potential, turbidity may also be measured, depending on specific scope of work.). Purging continues until these parameters stabilize.

Groundwater samples are collected using disposable bailers. The water samples are transferred from the bailer into appropriate containers. Pre-preserved containers, supplied by analytical laboratories, are used. When pre-preserved containers are not available, the laboratory is instructed to preserve the sample as appropriate. Duplicate samples are collected for the laboratory to use in maintaining quality assurance/quality control standards, as directed by the scope of work. The samples are labeled to include the job number, sample identification, collection date and time, analysis, preservation (if any), and the sample collector's initials. The water samples are placed in a cooler, maintained at 4°C for transport to the laboratory. Once collected in the field, all samples are maintained under chain of custody until delivered to the laboratory.

The chain of custody document includes the job number, type of preservation, if any, analysis requested, sample identification, date and time collected, and the sample collector's name. The chain of custody is signed and dated (including time of transfer) by each person who receives or surrenders the samples, beginning with the field personnel and ending with the laboratory personnel.

A laboratory supplied trip blank accompanies each sampling set. The trip blank is analyzed for some or all of the same compounds as the groundwater samples.



GETTLER - RYAN Inc.

WELL MONITORING/SAMPLING FIELD DATA SHEET

Client/Facility#: Rolls Royce Engine Test Job Number: 25-948218.1
 Site Address: 6701 Old Earhart Road Event Date: 6-26-14 (inclusive)
 City: Oakland, CA Sampler: AW

Well ID: MW-1 Date Monitored: 6-26-14
 Well Diameter: 2.4 in.
 Total Depth: 8.43 ft.
 Depth to Water: 2.85 ft. Check if water column is less than 0.50 ft.
5.58 xVF .17 = 0.94 x3 case volume = Estimated Purge Volume: 3.0 gal.
 Depth to Water w/ 80% Recharge [(Height of Water Column x 0.20) + DTW]: 3.96

Volume	3/4"= 0.02	1"= 0.04	2"= 0.17	3"= 0.38
Factor (VF)	4"= 0.66	5"= 1.02	6"= 1.50	12"= 5.80

Purge Equipment:

Disposable Bailer
 Stainless Steel Bailer _____
 Stack Pump _____
 Peristaltic Pump _____
 QED Bladder Pump _____
 Other: _____

Sampling Equipment:

Disposable Bailer
 Pressure Bailer _____
 Metal Filters _____
 Peristaltic Pump _____
 QED Bladder Pump _____
 Other: _____

Time Started: _____ (2400 hrs)
Time Completed: _____ (2400 hrs)
Depth to Product: _____ ft
Depth to Water: _____ ft
Hydrocarbon Thickness: _____ ft
Visual Confirmation/Description: _____
Skimmer / Absorbant Sock (circle one)
Amt Removed from Skimmer: _____ ltr
Amt Removed from Well: _____ ltr
Water Removed: _____ ltr

Start Time (purge): 0940 Weather Conditions: Sunny
 Sample Time/Date: 1010 / 6-26-14 Water Color: Cloudy Odor: Y 10
 Approx. Flow Rate: - gpm. Sediment Description: Cloudy
 Did well de-water? N If yes, Time: _____ Volume: _____ gal. DTW @ Sampling: 3.55

Time (2400 hr.)	Volume (gal.)	pH	Conductivity (µS / mS µmhos/cm)	Temperature (°C / °F)	D.O. (mg/L)	ORP (mV)
<u>0944</u>	<u>1.0</u>	<u>7.67</u>	<u>out of range</u>	<u>24.0</u>		
<u>0948</u>	<u>2.0</u>	<u>7.50</u>	<u>↓</u>	<u>24.1</u>		
<u>0952</u>	<u>3.0</u>	<u>7.65</u>		<u>24.1</u>		

LABORATORY INFORMATION

SAMPLE ID	(#) CONTAINER	REFRIG.	PRESERV. TYPE	LABORATORY	ANALYSES
<u>MW-1</u>	<u>7</u> x voa vial	<u>YES</u>	<u>HCL</u>	<u>KIFF</u>	<u>TPH-JET FUEL/TPH-MO/TPH-DRO w/sgc(8015)/TPH-GRO/BTEX/MTBE/NAPHTHALENE(8260)</u>

COMMENTS:

Add/Replaced Gasket: _____ Add/Replaced Bolt: _____ Add/Replaced Lock: _____ Add/Replaced Plug: _____



GETTLER-RYAN Inc.

WELL MONITORING/SAMPLING FIELD DATA SHEET

Client/Facility#: Rolls Royce Engine Test Job Number: 25-948218.1
 Site Address: 6701 Old Earhart Road Event Date: 6-26-14 (inclusive)
 City: Oakland, CA Sampler: AW

Well ID: MW-2 Date Monitored: 6-26-14
 Well Diameter: 2.4 in.
 Total Depth: 8.93 ft.
 Depth to Water: 2.47 ft. Check if water column is less than 0.50 ft.
6.46 xVF .17 = 1.09 x3 case volume = Estimated Purge Volume: 3.5 gal.
 Depth to Water w/ 80% Recharge [(Height of Water Column x 0.20) + DTW]: 3.76

Volume	3/4"= 0.02	1"= 0.04	2"= 0.17	3"= 0.38
Factor (VF)	4"= 0.66	5"= 1.02	6"= 1.50	12"= 5.80

Purge Equipment:

Disposable Bailer
 Stainless Steel Bailer _____
 Stack Pump _____
 Peristaltic Pump _____
 QED Bladder Pump _____
 Other: _____

Sampling Equipment:

Disposable Bailer
 Pressure Bailer _____
 Metal Filters _____
 Peristaltic Pump _____
 QED Bladder Pump _____
 Other: _____

Time Started:	_____ (2400 hrs)
Time Completed:	_____ (2400 hrs)
Depth to Product:	_____ ft
Depth to Water:	_____ ft
Hydrocarbon Thickness:	_____ ft
Visual Confirmation/Description:	_____
Skimmer / Absorbant Sock (circle one)	_____
Amt Removed from Skimmer:	_____ ltr
Amt Removed from Well:	_____ ltr
Water Removed:	_____ ltr

Start Time (purge): 1315 Weather Conditions: Sunny
 Sample Time/Date: 1345 / 6-26-14 Water Color: Cloudy Odor: Y/N
 Approx. Flow Rate: — gpm. Sediment Description: Cloudy
 Did well de-water? N If yes, Time: _____ Volume: _____ gal. DTW @ Sampling: 3.29

Time (2400 hr.)	Volume (gal.)	pH	Conductivity (mS / μ mhos/cm)	Temperature (C / F)	D.O. (mg/L)	ORP (mV)
<u>1320</u>	<u>1.5</u>	<u>7.31</u>	<u>Out of range</u>	<u>22.7</u>	_____	_____
<u>1325</u>	<u>2.5</u>	<u>7.27</u>	<u>↓</u>	<u>23.1</u>	_____	_____
<u>1330</u>	<u>3.5</u>	<u>7.25</u>		<u>23.2</u>	_____	_____

LABORATORY INFORMATION

SAMPLE ID	(#) CONTAINER	REFRIG.	PRESERV. TYPE	LABORATORY	ANALYSES
<u>MW-2</u>	<u>7</u> x voa vial	<u>YES</u>	<u>HCL</u>	<u>KIFF</u>	<u>TPH-JET FUEL/TPH-MO/TPH-DRO w/sgc(8015)/TPH-GRO/BTEX/MTBE/NAPHTHALENE(8260)</u>

COMMENTS:

Add/Replaced Gasket: _____ Add/Replaced Bolt: _____ Add/Replaced Lock: _____ Add/Replaced Plug: _____



GETTLER-RYAN Inc.

WELL MONITORING/SAMPLING FIELD DATA SHEET

Client/Facility#: Rolls Royce Engine Test
 Site Address: 6701 Old Earhart Road
 City: Oakland, CA

Job Number: 25-948218.1
 Event Date: 6.26.14 (inclusive)
 Sampler: FR

Well ID: MW-3
 Well Diameter: 2 1/4 in.
 Total Depth: 12.10 ft.
 Depth to Water: 4.30 ft.

Date Monitored: 6.26.14

Volume	3/4" = 0.02	1" = 0.04	2" = 0.17	3" = 0.38
Factor (VF)	4" = 0.66	5" = 1.02	6" = 1.50	12" = 5.80

Check if water column is less than 0.50 ft.

7.80 xVF 17 = 1.32 x3 case volume = Estimated Purge Volume: 40 gal.

Depth to Water w/ 80% Recharge [(Height of Water Column x 0.20) + DTW]: 5.86

Purge Equipment:

Disposable Bailer
 Stainless Steel Bailer _____
 Stack Pump _____
 Peristaltic Pump _____
 QED Bladder Pump _____
 Other: _____

Sampling Equipment:

Disposable Bailer
 Pressure Bailer _____
 Metal Filters _____
 Peristaltic Pump _____
 QED Bladder Pump _____
 Other: _____

Time Started:	_____ (2400 hrs)
Time Completed:	_____ (2400 hrs)
Depth to Product:	_____ ft
Depth to Water:	_____ ft
Hydrocarbon Thickness:	_____ ft
Visual Confirmation/Description:	_____
Skimmer/ Absorbant Sock (circle one)	_____
Amt Removed from Skimmer:	_____ ltr
Amt Removed from Well:	_____ ltr
Water Removed:	_____ ltr

Start Time (purge): 1100
 Sample Time/Date: 1120 / 6.26.14
 Approx. Flow Rate: ✓ gpm.
 Did well de-water? NO If yes, Time: _____ Volume: _____ gal.

Weather Conditions: SUNNY
 Water Color: CLEAN Odor: Y / N
 Sediment Description: NONE
 DTW @ Sampling: 4.35

Time (2400 hr.)	Volume (gal.)	pH	Conductivity (µS / mS µmhos/cm)	Temperature (°C / F)	D.O. (mg/L)	ORP (mV)
<u>1103</u>	<u>1.5</u>	<u>8.34</u>	<u>1922</u>	<u>20.2</u>	_____	_____
<u>1104</u>	<u>3.0</u>	<u>8.22</u>	<u>1931</u>	<u>19.9</u>	_____	_____
<u>1109</u>	<u>4.0</u>	<u>8.15</u>	<u>1943</u>	<u>19.7</u>	_____	_____

LABORATORY INFORMATION

SAMPLE ID	(#) CONTAINER	REFRIG.	PRESERV. TYPE	LABORATORY	ANALYSES
<u>MW-3</u>	<u>7</u> x voa vial	<u>YES</u>	<u>HCL</u>	<u>KIFF</u>	<u>TPH-JET FUEL/TPH-MO/TPH-DRO w/sgc(8015)/ TPH-GRO/BTEX/MTBE/NAPHTHALENE(8260)</u>

COMMENTS: BOLANT L. 8" (1SF, 2 BROKEN BOLTS IN FLANGES).

Add/Replaced Gasket: _____ Add/Replaced Bolt: _____ Add/Replaced Lock: _____ Add/Replaced Plug: _____



GETTLER-RYAN INC.

WELL MONITORING/SAMPLING FIELD DATA SHEET

Client/Facility#: Rolls Royce Engine Test
 Site Address: 6701 Old Earhart Road
 City: Oakland, CA

Job Number: 25-948218.1
 Event Date: 6/26/14 (inclusive)
 Sampler: Gm

Well ID: mw-4
 Well Diameter: 2.14 in.
 Total Depth: 9.95 ft.
 Depth to Water: 5.58 ft.
4.37 xVF 0.17 = 0.74

Date Monitored: 6/26/14

Volume	3/4"= 0.02	1"= 0.04	2"= 0.17	3"= 0.38
Factor (VF)	4"= 0.66	5"= 1.02	6"= 1.50	12"= 5.80

Check if water column is less than 0.50 ft.

x3 case volume = Estimated Purge Volume: 2.5 gal.

Depth to Water w/ 80% Recharge [(Height of Water Column x 0.20) + DTW]: 6.45

Purge Equipment:

Disposable Bailer: X
 Stainless Steel Bailer: _____
 Stack Pump: _____
 Peristaltic Pump: _____
 QED Bladder Pump: _____
 Other: _____

Sampling Equipment:

Disposable Bailer: X
 Pressure Bailer: _____
 Metal Filters: _____
 Peristaltic Pump: _____
 QED Bladder Pump: _____
 Other: _____

Time Started:	_____ (2400 hrs)
Time Completed:	_____ (2400 hrs)
Depth to Product:	_____ ft
Depth to Water:	_____ ft
Hydrocarbon Thickness:	<u>0</u> ft
Visual Confirmation/Description:	_____
Skimmer / Absorbant Sock (circle one)	_____
Amt Removed from Skimmer:	_____ ltr
Amt Removed from Well:	_____ ltr
Water Removed:	_____ ltr

Start Time (purge): 0905
 Sample Time/Date: 0935 / 6/26/14
 Approx. Flow Rate: — gpm.
 Did well de-water? No If yes, Time: _____

Weather Conditions: CLOUDY
 Water Color: CLOUDY Odor: YDN SLIGHT
 Sediment Description: SILT
 Volume: — gal. DTW @ Sampling: 6.40

Time (2400 hr.)	Volume (gal.)	pH	Conductivity (µS / µS / µmhos/cm)	Temperature (°C / °F)	D.O. (mg/L)	ORP (mV)
<u>0907</u>	<u>.75</u>	<u>6.89</u>	<u>4.40</u>	<u>21.2</u>	_____	_____
<u>0908</u>	<u>1.5</u>	<u>6.76</u>	<u>4.41</u>	<u>21.0</u>	_____	_____
<u>0912</u>	<u>2.5</u>	<u>6.74</u>	<u>4.41</u>	<u>21.0</u>	_____	_____

LABORATORY INFORMATION

SAMPLE ID	(#) CONTAINER	REFRIG.	PRESERV. TYPE	LABORATORY	ANALYSES
<u>mw-4</u>	<u>2 x voa vial</u>	<u>YES</u>	<u>HCL</u>	<u>KIFF</u>	<u>TPH-JET FUEL/TPH-MO/TPH-DRO w/sgc(8015)/TPH-GRO/BTEX/MTBE/NAPHTHALENE(8260)</u>

COMMENTS:

Add/Replaced Gasket: _____ Add/Replaced Bolt: _____ Add/Replaced Lock: X Add/Replaced Plug: X



GETTLER-RYAN INC.

WELL MONITORING/SAMPLING FIELD DATA SHEET

Client/Facility#: Rolls Royce Engine Test
 Site Address: 6701 Old Earhart Road
 City: Oakland, CA

Job Number: 25-948218.1
 Event Date: 6-26-14 (inclusive)
 Sampler: AW

Well ID: MW-5
 Well Diameter: (2) 4 in.
 Total Depth: 9.62 ft.
 Depth to Water: 4.21 ft.

Date Monitored: 6-26-14

Volume	3/4"= 0.02	1"= 0.04	2"= 0.17	3"= 0.38
Factor (VF)	4"= 0.66	5"= 1.02	6"= 1.50	12"= 5.80

Check if water column is less than 0.50 ft.
 Depth to Water 5.41 xVF .17 = 0.91 x3 case volume = Estimated Purge Volume: 3.0 gal.

Depth to Water w/ 80% Recharge [(Height of Water Column x 0.20) + DTW]: 5.29

Purge Equipment:

- Disposable Bailer
- Stainless Steel Bailer
- Stack Pump
- Peristaltic Pump
- QED Bladder Pump
- Other:

Sampling Equipment:

- Disposable Bailer
- Pressure Bailer
- Metal Filters
- Peristaltic Pump
- QED Bladder Pump
- Other:

Time Started:	_____ (2400 hrs)
Time Completed:	_____ (2400 hrs)
Depth to Product:	_____ ft
Depth to Water:	_____ ft
Hydrocarbon Thickness:	_____ ft
Visual Confirmation/Description:	_____
Skimmer / Absorbant Sock (circle one)	_____
Amt Removed from Skimmer:	_____ ltr
Amt Removed from Well:	_____ ltr
Water Removed:	_____ ltr

Start Time (purge): 0900 Weather Conditions: Cloudy
 Sample Time/Date: 0930 / 6-26-14 Water Color: Cloudy Odor: Y N
 Approx. Flow Rate: - gpm. Sediment Description: Cloudy
 Did well de-water? N If yes, Time: - Volume: - gal. DTW @ Sampling: 5.12

Time (2400 hr.)	Volume (gal.)	pH	Conductivity (µS / mS µmhos/cm)	Temperature (°C / F)	D.O. (mg/L)	ORP (mV)
<u>0904</u>	<u>1.0</u>	<u>7.18</u>	<u>out of range</u>	<u>22.7</u>		
<u>0908</u>	<u>2.0</u>	<u>7.23</u>	<u>↓</u>	<u>22.9</u>		
<u>0912</u>	<u>3.0</u>	<u>7.26</u>		<u>22.9</u>		

LABORATORY INFORMATION

SAMPLE ID	(#) CONTAINER	REFRIG.	PRESERV. TYPE	LABORATORY	ANALYSES
<u>MW-5</u>	<u>7</u> x voa vial	<u>YES</u>	<u>HCL</u>	<u>KIFF</u>	<u>TPH-JET FUEL/TPH-MO/TPH-DRO w/sgc(8015)/TPH-GRO/BTEX/MTBE/NAPHTHALENE(8260)</u>

COMMENTS: _____

Add/Replaced Gasket: _____ Add/Replaced Bolt: _____ Add/Replaced Lock: _____ Add/Replaced Plug: _____



GETTLER - RYAN INC.

WELL MONITORING/SAMPLING FIELD DATA SHEET

Client/Facility#: Rolls Royce Engine Test Job Number: 25-948218.1
 Site Address: 6701 Old Earhart Road Event Date: 6/26/14 (inclusive)
 City: Oakland, CA Sampler: gm

Well ID: MW-6 Date Monitored: 6/26/14
 Well Diameter: 21.4 in.
 Total Depth: 12.67 ft.
 Depth to Water: 5.30 ft. Check if water column is less than 0.50 ft.
5.37 xVF 0.17 = 0.91 x3 case volume = Estimated Purge Volume: 3 gal.
 Depth to Water w/ 80% Recharge [(Height of Water Column x 0.20) + DTW]: 6.37

Volume	3/4"= 0.02	1"= 0.04	2"= 0.17	3"= 0.38
Factor (VF)	4"= 0.66	5"= 1.02	6"= 1.50	12"= 5.80

Purge Equipment:

Disposable Bailer X
 Stainless Steel Bailer _____
 Stack Pump _____
 Peristaltic Pump _____
 QED Bladder Pump _____
 Other: _____

Sampling Equipment:

Disposable Bailer X
 Pressure Bailer _____
 Metal Filters _____
 Peristaltic Pump _____
 QED Bladder Pump _____
 Other: _____

Time Started:	_____ (2400 hrs)
Time Completed:	_____ (2400 hrs)
Depth to Product:	_____ ft
Depth to Water:	_____ ft
Hydrocarbon Thickness:	<u>Ø</u> ft
Visual Confirmation/Description:	_____
Skimmer / Absorbant Sock (circle one)	_____
Amt Removed from Skimmer:	_____ ltr
Amt Removed from Well:	_____ ltr
Water Removed:	_____ ltr

Start Time (purge): 0945 Weather Conditions: SUNNY
 Sample Time/Date: 1008 / 6/26/14 Water Color: BLACK Odor: (Y) N MODERATE
 Approx. Flow Rate: - gpm. Sediment Description: SILT
 Did well de-water? no If yes, Time: _____ Volume: _____ gal. DTW @ Sampling: 6.29

Time (2400 hr.)	Volume (gal.)	pH	Conductivity (µS/cm)	Temperature (C/F)	D.O. (mg/L)	ORP (mV)
<u>0947</u>	<u>1</u>	<u>6.74</u>	<u>5.42</u>	<u>20.9</u>		
<u>0950</u>	<u>2</u>	<u>6.70</u>	<u>5.50</u>	<u>20.8</u>		
<u>0953</u>	<u>3</u>	<u>6.67</u>	<u>5.53</u>	<u>20.6</u>		

LABORATORY INFORMATION

SAMPLE ID	(#) CONTAINER	REFRIG.	PRESERV. TYPE	LABORATORY	ANALYSES
<u>MW-6</u>	<u>7 x voa vial</u>	<u>YES</u>	<u>HCL</u>	<u>KIFF</u>	<u>TPH-JET FUEL/TPH-MO/TPH-DRO w/sgc(8015)/TPH-GRO/BTEX/MTBE/NAPHTHALENE(8260)</u>

COMMENTS:

Add/Replaced Gasket: _____ Add/Replaced Bolt: _____ Add/Replaced Lock: X Add/Replaced Plug: X



GETTLER-RYAN INC.

WELL MONITORING/SAMPLING FIELD DATA SHEET

Client/Facility#: Rolls Royce Engine Test
 Site Address: 6701 Old Earhart Road
 City: Oakland, CA

Job Number: 25-948218.1
 Event Date: 6/26/14 (inclusive)
 Sampler: GM

Well ID: MW-7
 Well Diameter: (2) 4 in.
 Total Depth: 10.10 ft.
 Depth to Water: 5.09 ft.
5.01 xVF = 0.17 = 0.85

Date Monitored: 6/26/14

Volume	3/4"= 0.02	1"= 0.04	2"= 0.17	3"= 0.38
Factor (VF)	4"= 0.66	5"= 1.02	6"= 1.50	12"= 5.80

Check if water column is less than 0.50 ft.

Depth to Water w/ 80% Recharge [(Height of Water Column x 0.20) + DTW]: 6.09
 x3 case volume = Estimated Purge Volume: 3 gal.

Purge Equipment:

Disposable Bailer X
 Stainless Steel Bailer _____
 Stack Pump _____
 Peristaltic Pump _____
 QED Bladder Pump _____
 Other: _____

Sampling Equipment:

Disposable Bailer X
 Pressure Bailer _____
 Metal Filters _____
 Peristaltic Pump _____
 QED Bladder Pump _____
 Other: _____

Time Started:	_____ (2400 hrs)
Time Completed:	_____ (2400 hrs)
Depth to Product:	_____ ft
Depth to Water:	_____ ft
Hydrocarbon Thickness:	<u>0</u> ft
Visual Confirmation/Description:	_____
Skimmer / Absorbant Sock (circle one)	_____
Amt Removed from Skimmer:	_____ ltr
Amt Removed from Well:	_____ ltr
Water Removed:	_____ ltr

Start Time (purge): 1020 Weather Conditions: Sunny
 Sample Time/Date: 1044/6/26/14 Water Color: BLACK Odor: NO STRONG
 Approx. Flow Rate: _____ gpm. Sediment Description: SILT
 Did well de-water? No If yes, Time: _____ Volume: _____ gal. DTW @ Sampling: 6.03

Time (2400 hr.)	Volume (gal.)	pH	Conductivity ($\mu\text{S}/\text{cm}$)	Temperature (C F)	D.O. (mg/L)	ORP (mV)
<u>1023</u>	<u>1</u>	<u>6.84</u>	<u>5.07</u>	<u>20.2</u>	_____	_____
<u>1026</u>	<u>2</u>	<u>6.79</u>	<u>5.10</u>	<u>20.1</u>	_____	_____
<u>1029</u>	<u>3</u>	<u>6.75</u>	<u>5.14</u>	<u>19.9</u>	_____	_____

LABORATORY INFORMATION

SAMPLE ID	(#) CONTAINER	REFRIG.	PRESERV. TYPE	LABORATORY	ANALYSES
<u>MW-7</u>	<u>7</u> x voa vial	YES	HCL	KIFF	TPH-JET FUEL/TPH-MO/TPH-DRO w/sgc(8015)/TPH-GRO/BTEX/MTBE/NAPHTHALENE(8260)

COMMENTS:

Add/Replaced Gasket: _____ Add/Replaced Bolt: _____ Add/Replaced Lock: _____ Add/Replaced Plug: _____



GETTLER-RYAN INC.

WELL MONITORING/SAMPLING FIELD DATA SHEET

Client/Facility#: Rolls Royce Engine Test
 Site Address: 6701 Old Earhart Road
 City: Oakland, CA

Job Number: 25-948218.1
 Event Date: 6/26/14 (inclusive)
 Sampler: GM

Well ID: MW-8
 Well Diameter: 2.4 in.
 Total Depth: 9.79 ft.
 Depth to Water: 4.04 ft.

Date Monitored: 6/26/14

Volume	3/4"= 0.02	1"= 0.04	2"= 0.17	3"= 0.38
Factor (VF)	4"= 0.66	5"= 1.02	6"= 1.50	12"= 5.80

Check if water column is less than 0.50 ft.

Depth to Water 5.25 xVF 0.17 = 0.92 x3 case volume = Estimated Purge Volume: 3 gal.

Depth to Water w/ 80% Recharge [(Height of Water Column x 0.20) + DTW]: 5.19

Purge Equipment:

Disposable Bailer ✓
 Stainless Steel Bailer _____
 Stack Pump _____
 Peristaltic Pump _____
 QED Bladder Pump _____
 Other: _____

Sampling Equipment:

Disposable Bailer ✓
 Pressure Bailer _____
 Metal Filters _____
 Peristaltic Pump _____
 QED Bladder Pump _____
 Other: _____

Time Started:	_____ (2400 hrs)
Time Completed:	_____ (2400 hrs)
Depth to Product:	_____ ft
Depth to Water:	_____ ft
Hydrocarbon Thickness:	<u>0</u> ft
Visual Confirmation/Description:	_____
Skimmer / Absorbant Sock (circle one)	_____
Amt Removed from Skimmer:	_____ ltr
Amt Removed from Well:	_____ ltr
Water Removed:	_____ ltr

Start Time (purge): 1245
 Sample Time/Date: 1320/6/26/14
 Approx. Flow Rate: _____ gpm.
 Did well de-water? ✓ If yes, Time: _____

Weather Conditions: Sunny
 Water Color: BLACK Odor: Y/N MODERATE
 Sediment Description: SILT
 Volume: _____ gal. DTW @ Sampling: 4.92

Time (2400 hr.)	Volume (gal.)	pH	Conductivity (µS/mS µmhos/cm)	Temperature (C F)	D.O. (mg/L)	ORP (mV)
<u>1247</u>	<u>1</u>	<u>7.31</u>	<u>3.77</u>	<u>21.9</u>	_____	_____
<u>1249</u>	<u>2</u>	<u>7.26</u>	<u>3.80</u>	<u>21.6</u>	_____	_____
<u>1251</u>	<u>3</u>	<u>7.22</u>	<u>3.83</u>	<u>21.4</u>	_____	_____

LABORATORY INFORMATION

SAMPLE ID	(#) CONTAINER	REFRIG.	PRESERV. TYPE	LABORATORY	ANALYSES
<u>MW-8</u>	<u>7 x voa vial</u>	<u>YES</u>	<u>HCL</u>	<u>KIFF</u>	<u>TPH-JET FUEL/TPH-MO/TPH-DRO w/sgc(8015)/TPH-GRO/BTEX/MTBE/NAPHTHALENE(8260)</u>

COMMENTS:

Add/Replaced Gasket: _____ Add/Replaced Bolt: _____ Add/Replaced Lock: _____ Add/Replaced Plug: _____



GETTLER - RYAN INC.

WELL MONITORING/SAMPLING FIELD DATA SHEET

Client/Facility#: Rolls Royce Engine Test
Site Address: 6701 Old Earhart Road
City: Oakland, CA

Job Number: 25-948218.1
Event Date: 6-26-14 (inclusive)
Sampler: AW

Well ID: MW-9
Well Diameter: 2.4 in.
Total Depth: 9.95 ft.
Depth to Water: 5.27 ft.

Date Monitored: 6-26-14

Volume	3/4"= 0.02	1"= 0.04	2"= 0.17	3"= 0.38
Factor (VF)	4"= 0.66	5"= 1.02	6"= 1.50	12"= 5.80

Check if water column is less than 0.50 ft.
Depth to Water 4.68 xVF .17 = 0.79 x3 case volume = Estimated Purge Volume: 25 gal.

Depth to Water w/ 80% Recharge [(Height of Water Column x 0.20) + DTW]: 6.20

Purge Equipment:

Disposable Bailer
Stainless Steel Bailer _____
Stack Pump _____
Peristaltic Pump _____
QED Bladder Pump _____
Other: _____

Sampling Equipment:

Disposable Bailer
Pressure Bailer _____
Metal Filters _____
Peristaltic Pump _____
QED Bladder Pump _____
Other: _____

Time Started: _____ (2400 hrs)
Time Completed: _____ (2400 hrs)
Depth to Product: _____ ft
Depth to Water: _____ ft
Hydrocarbon Thickness: _____ ft
Visual Confirmation/Description: _____
Skimmer / Absorbant Sock (circle one)
Amt Removed from Skimmer: _____ ltr
Amt Removed from Well: _____ ltr
Water Removed: _____ ltr

Start Time (purge): 1025 Weather Conditions: Sunny
Sample Time/Date: 1055 / 6-26-14 Water Color: Cloudy Odor: Y10
Approx. Flow Rate: _____ gpm. Sediment Description: Cloudy
Did well de-water? N If yes, Time: _____ Volume: _____ gal. DTW @ Sampling: 6.02

Time (2400 hr.)	Volume (gal.)	pH	Conductivity (US mS μmhos/cm)	Temperature (C / F)	D.O. (mg/L)	ORP (mV)
<u>1029</u>	<u>1.0</u>	<u>7.23</u>	<u>out of range</u>	<u>20.8</u>		
<u>1033</u>	<u>1.5</u>	<u>7.28</u>	<u>↓</u>	<u>21.0</u>		
<u>1037</u>	<u>2.5</u>	<u>7.28</u>		<u>21.2</u>		

LABORATORY INFORMATION

SAMPLE ID	(#) CONTAINER	REFRIG.	PRESERV. TYPE	LABORATORY	ANALYSES
<u>MW-9</u>	<u>7</u> x voa vial	<u>YES</u>	<u>HCL</u>	<u>KIFF</u>	<u>TPH-JET FUEL/TPH-MO/TPH-DRO w/sgc(8015)/TPH-GRO/BTEX/MTBE/NAPHTHALENE(8260)</u>

COMMENTS: _____

Add/Replaced Gasket: _____ Add/Replaced Bolt: _____ Add/Replaced Lock: _____ Add/Replaced Plug: _____



GETTLER-RYAN INC.

WELL MONITORING/SAMPLING FIELD DATA SHEET

Client/Facility#: Rolls Royce Engine Test Job Number: 25-948218.1
 Site Address: 6701 Old Earhart Road Event Date: 6-26-14 (inclusive)
 City: Oakland, CA Sampler: AW

Well ID: MW-10 Date Monitored: 6-26-14
 Well Diameter: 2.4 in.
 Total Depth: 10.09 ft.
 Depth to Water: 3.40 ft. Check if water column is less than 0.50 ft.
6.69 xVF .17 = 1.13 x3 case volume = Estimated Purge Volume: 3.5 gal.
 Depth to Water w/ 80% Recharge [(Height of Water Column x 0.20) + DTW]: 4.73

Volume	3/4"= 0.02	1"= 0.04	2"= 0.17	3"= 0.38
Factor (VF)	4"= 0.66	5"= 1.02	6"= 1.50	12"= 5.80

Purge Equipment:

Disposable Bailer
 Stainless Steel Bailer _____
 Stack Pump _____
 Peristaltic Pump _____
 QED Bladder Pump _____
 Other: _____

Sampling Equipment:

Disposable Bailer
 Pressure Bailer _____
 Metal Filters _____
 Peristaltic Pump _____
 QED Bladder Pump _____
 Other: _____

Time Started: _____ (2400 hrs)
 Time Completed: _____ (2400 hrs)
 Depth to Product: _____ ft
 Depth to Water: _____ ft
 Hydrocarbon Thickness: _____ ft
 Visual Confirmation/Description: _____
 Skimmer / Absorbant Sock (circle one)
 Amt Removed from Skimmer: _____ ltr
 Amt Removed from Well: _____ ltr
 Water Removed: _____ ltr

Start Time (purge): 1150 Weather Conditions: Sunny
 Sample Time/Date: 1220 / 6-26-14 Water Color: Cloudy Odor: (V) N H2S odor
 Approx. Flow Rate: _____ gpm. Sediment Description: Cloudy
 Did well de-water? N If yes, Time: _____ Volume: _____ gal. DTW @ Sampling: 4.29

Time (2400 hr.)	Volume (gal.)	pH	Conductivity (mS μmhos/cm)	Temperature (F)	D.O. (mg/L)	ORP (mV)
<u>1155</u>	<u>1.5</u>	<u>7.37</u>	<u>out of range</u>	<u>23.2</u>		
<u>1200</u>	<u>2.5</u>	<u>7.39</u>	<u>↓</u>	<u>22.8</u>		
<u>1205</u>	<u>3.5</u>	<u>7.39</u>		<u>22.9</u>		

LABORATORY INFORMATION

SAMPLE ID	(#) CONTAINER	REFRIG.	PRESERV. TYPE	LABORATORY	ANALYSES
<u>MW-10</u>	<u>7</u> x voa vial	<u>YES</u>	<u>HCL</u>	<u>KIFF</u>	<u>TPH-JET FUEL/TPH-MO/TPH-DRO w/sgc(8015)/TPH-GRO/BTEX/MTBE/NAPHTHALENE(8260)</u>

COMMENTS:

Add/Replaced Gasket: _____ Add/Replaced Bolt: _____ Add/Replaced Lock: _____ Add/Replaced Plug: _____



GETTLER-RYAN INC.

WELL MONITORING/SAMPLING FIELD DATA SHEET

Client/Facility#: Rolls Royce Engine Test
 Site Address: 6701 Old Earhart Road
 City: Oakland, CA

Job Number: 25-948218.1
 Event Date: 6-26-14 (inclusive)
 Sampler: AW

Well ID: MW-11
 Well Diameter: 2.14 in.
 Total Depth: 9.70 ft.
 Depth to Water: 3.55 ft.

Date Monitored: 6-26-14

Volume	3/4"= 0.02	1"= 0.04	2"= 0.17	3"= 0.38
Factor (VF)	4"= 0.66	5"= 1.02	6"= 1.50	12"= 5.80

Check if water column is less than 0.50 ft.
 $6.15 \times VF .17 = 1.04$ x3 case volume = Estimated Purge Volume: 3.5 gal.

Depth to Water w/ 80% Recharge [(Height of Water Column x 0.20) + DTW]: 4.78

Purge Equipment:

Disposable Bailer
 Stainless Steel Bailer _____
 Stack Pump _____
 Peristaltic Pump _____
 QED Bladder Pump _____
 Other: _____

Sampling Equipment:

Disposable Bailer
 Pressure Bailer _____
 Metal Filters _____
 Peristaltic Pump _____
 QED Bladder Pump _____
 Other: _____

Time Started:	_____ (2400 hrs)
Time Completed:	_____ (2400 hrs)
Depth to Product:	_____ ft
Depth to Water:	_____ ft
Hydrocarbon Thickness:	_____ ft
Visual Confirmation/Description:	_____
Skimmer / Absorbant Sock (circle one)	_____
Amt Removed from Skimmer:	_____ ltr
Amt Removed from Well:	_____ ltr
Water Removed:	_____ ltr

Start Time (purge): 1105 Weather Conditions: Sunny
 Sample Time/Date: 1135 / 6-26-14 Water Color: black Odor: DN H2S odor
 Approx. Flow Rate: - gpm. Sediment Description: cloudy
 Did well de-water? N If yes, Time: - Volume: - gal. DTW @ Sampling: 4.42

Time (2400 hr.)	Volume (gal.)	pH	Conductivity (µS / mS µmhos/cm)	Temperature (C / F)	D.O. (mg/L)	ORP (mV)
<u>1110</u>	<u>1.5</u>	<u>7.37</u>	<u>out of range</u>	<u>19.9</u>		
<u>1115</u>	<u>2.5</u>	<u>7.32</u>	<u>↓</u>	<u>20.2</u>		
<u>1120</u>	<u>3.5</u>	<u>7.30</u>		<u>20.4</u>		

LABORATORY INFORMATION

SAMPLE ID	(#) CONTAINER	REFRIG.	PRESERV. TYPE	LABORATORY	ANALYSES
<u>MW-11</u>	<u>7</u> x voa vial	<u>YES</u>	<u>HCL</u>	<u>KIFF</u>	<u>TPH-JET FUEL/TPH-MO/TPH-DRO w/sgc(8015)/TPH-GRO/BTEX/MTBE/NAPHTHALENE(8260)</u>

COMMENTS:

Add/Replaced Gasket: _____ Add/Replaced Bolt: _____ Add/Replaced Lock: _____ Add/Replaced Plug: _____



GETTLER-RYAN INC.

WELL MONITORING/SAMPLING FIELD DATA SHEET

Client/Facility#: Rolls Royce Engine Test Job Number: 25-948218.1
 Site Address: 6701 Old Earhart Road Event Date: 6-26-14 (inclusive)
 City: Oakland, CA Sampler: AW

Well ID: Mw-12 Date Monitored: 6-26-14
 Well Diameter: 2 1/4 in.
 Total Depth: 9.95 ft.
 Depth to Water: 3.08 ft. Check if water column is less than 0.50 ft.
6.87 x VF .17 = 1.16 x3 case volume = Estimated Purge Volume: 3.5 gal.
 Depth to Water w/ 80% Recharge [(Height of Water Column x 0.20) + DTW]: 4.45

Volume	3/4"= 0.02	1"= 0.04	2"= 0.17	3"= 0.38
Factor (VF)	4"= 0.66	5"= 1.02	6"= 1.50	12"= 5.80

Purge Equipment:

Disposable Bailer
 Stainless Steel Bailer _____
 Stack Pump _____
 Peristaltic Pump _____
 QED Bladder Pump _____
 Other: _____

Sampling Equipment:

Disposable Bailer
 Pressure Bailer _____
 Metal Filters _____
 Peristaltic Pump _____
 QED Bladder Pump _____
 Other: _____

Time Started:	_____ (2400 hrs)
Time Completed:	_____ (2400 hrs)
Depth to Product:	_____ ft
Depth to Water:	_____ ft
Hydrocarbon Thickness:	_____ ft
Visual Confirmation/Description:	_____
Skimmer / Absorbant Sock (circle one)	_____
Amt Removed from Skimmer:	_____ ltr
Amt Removed from Well:	_____ ltr
Water Removed:	_____ ltr

Start Time (purge): 1230 Weather Conditions: Sunny
 Sample Time/Date: 1300 / 6-26-14 Water Color: Cloudy Odor: D/N / H₂S odor
 Approx. Flow Rate: - gpm. Sediment Description: Cloudy
 Did well de-water? If yes, Time: - Volume: - gal. DTW @ Sampling: 3.39

Time (2400 hr.)	Volume (gal.)	pH	Conductivity (µS / mS / µmhos/cm)	Temperature (°C / °F)	D.O. (mg/L)	ORP (mV)
<u>1235</u>	<u>1.5</u>	<u>7.56</u>	<u>out of range</u>	<u>73.2</u>		
<u>1240</u>	<u>2.5</u>	<u>7.51</u>	<u>↓</u>	<u>23.3</u>		
<u>1245</u>	<u>3.5</u>	<u>7.49</u>		<u>23.5</u>		

LABORATORY INFORMATION

SAMPLE ID	(#) CONTAINER	REFRIG.	PRESERV. TYPE	LABORATORY	ANALYSES
<u>Mw-12</u>	<u>7</u> x voa vial	<u>YES</u>	<u>HCL</u>	<u>KIFF</u>	<u>TPH-JET FUEL/TPH-MO/TPH-DRO w/sgc(8015)/TPH-GRO/BTEX/MTBE/NAPHTHALENE(8260)</u>

COMMENTS:

Add/Replaced Gasket: _____ Add/Replaced Bolt: _____ Add/Replaced Lock: _____ Add/Replaced Plug: _____



GETTLER-RYAN INC.

WELL MONITORING/SAMPLING FIELD DATA SHEET

Client/Facility#: Rolls Royce Engine Test Job Number: 25-948218.1
 Site Address: 6701 Old Earhart Road Event Date: 6-26-14 (inclusive)
 City: Oakland, CA Sampler: FT

Well ID: MW-13 Date Monitored: 6-26-14
 Well Diameter: 21 in. Check if water column is less than 0.50 ft.
 Total Depth: 9.52 ft.
 Depth to Water: 2.17 ft. xVF = .66 = 4.85 x3 case volume = Estimated Purge Volume: 15.0 gal.
 Depth to Water w/ 80% Recharge [(Height of Water Column x 0.20) + DTW]: 3.64

Volume	3/4"= 0.02	1"= 0.04	2"= 0.17	3"= 0.38
Factor (VF)	4"= 0.66	5"= 1.02	6"= 1.50	12"= 5.80

Purge Equipment:

Disposable Bailer
 Stainless Steel Bailer _____
 Stack Pump _____
 Peristaltic Pump _____
 QED Bladder Pump _____
 Other: _____

Sampling Equipment:

Disposable Bailer
 Pressure Bailer _____
 Metal Filters _____
 Peristaltic Pump _____
 QED Bladder Pump _____
 Other: _____

Time Started:	_____ (2400 hrs)
Time Completed:	_____ (2400 hrs)
Depth to Product:	_____ ft
Depth to Water:	_____ ft
Hydrocarbon Thickness:	_____ ft
Visual Confirmation/Description:	_____
Skimmer / Absorbant Sock (circle one)	_____
Amt Removed from Skimmer:	_____ ltr
Amt Removed from Well:	_____ ltr
Water Removed:	_____ ltr

Start Time (purge): 1140 Weather Conditions: SUNNY
 Sample Time/Date: 1300 16-26-14 Water Color: CLEAN Odor: Y / 100
 Approx. Flow Rate: _____ gpm. Sediment Description: NONE
 Did well de-water? Yes If yes, Time: 1148 Volume: 5.0 gal. DTW @ Sampling: 3.61

Time (2400 hr.)	Volume (gal.)	pH	Conductivity (µS / mS / umhos/cm)	Temperature (° / F)	D.O. (mg/L)	ORP (mV)
<u>1148</u>	<u>5.0</u>	<u>7.88</u>	<u>2456</u>	<u>22.0</u>	_____	_____
_____	_____	_____	_____	_____	_____	_____
_____	_____	_____	_____	_____	_____	_____
_____	_____	_____	_____	_____	_____	_____

LABORATORY INFORMATION

SAMPLE ID	(#) CONTAINER	REFRIG.	PRESERV. TYPE	LABORATORY	ANALYSES
<u>MW-13</u>	<u>7</u> x voa vial	<u>YES</u>	<u>HCL</u>	<u>KIFF</u>	<u>TPH-JET FUEL/TPH-MO/TPH-DRO w/sgc(8015)/TPH-GRO/BTEX/MTBE/NAPHTHALENE(8260)</u>

COMMENTS: MONITOR 12" OIL REACTION TO HCL



GETTLER-RYAN INC.

WELL MONITORING/SAMPLING FIELD DATA SHEET

Client/Facility#: Rolls Royce Engine Test
 Site Address: 6701 Old Earhart Road
 City: Oakland, CA

Job Number: 25-948218.1
 Event Date: 6.26.14 (inclusive)
 Sampler: FT

Well ID: MW-14
 Well Diameter: 2 1/4 in.
 Total Depth: 10.04 ft.
 Depth to Water: 2.15 ft.

Date Monitored: 6.26.14

Volume	3/4"= 0.02	1"= 0.04	2"= 0.17	3"= 0.38
Factor (VF)	4"= 0.66	5"= 1.02	6"= 1.50	12"= 5.80

Check if water column is less than 0.50 ft.

7.89 xVF .17 = 1.34 x3 case volume = Estimated Purge Volume: 4.0 gal.

Depth to Water w/ 80% Recharge [(Height of Water Column x 0.20) + DTW]: 3.72

Purge Equipment:
 Disposable Bailer
 Stainless Steel Bailer _____
 Stack Pump _____
 Peristaltic Pump _____
 QED Bladder Pump _____
 Other: _____

Sampling Equipment:
 Disposable Bailer
 Pressure Bailer _____
 Metal Filters _____
 Peristaltic Pump _____
 QED Bladder Pump _____
 Other: _____

Time Started: _____ (2400 hrs)
 Time Completed: _____ (2400 hrs)
 Depth to Product: _____ ft
 Depth to Water: _____ ft
 Hydrocarbon Thickness: _____ ft
 Visual Confirmation/Description: _____
 Skimmer/ Absorbant Sock (circle one)
 Amt Removed from Skimmer: _____ ltr
 Amt Removed from Well: _____ ltr
 Water Removed: _____ ltr

Start Time (purge): 1025 Weather Conditions: SLIMY
 Sample Time/Date: 1044 / 6.26.14 Water Color: CLEAR Odor: 0 / N MODERATE
 Approx. Flow Rate: ✓ gpm. Sediment Description: NONE
 Did well de-water? NO If yes, Time: _____ Volume: _____ gal. DTW @ Sampling: 2.7

Time (2400 hr.)	Volume (gal.)	pH	Conductivity (US/mS umhos/cm)	Temperature (C / F)	D.O. (mg/L)	ORP (mV)
<u>1028</u>	<u>1.5</u>	<u>8.06</u>	<u>2260</u>	<u>23.5</u>	_____	_____
<u>1031</u>	<u>3.0</u>	<u>8.10</u>	<u>2274</u>	<u>23.9</u>	_____	_____
<u>1034</u>	<u>4.0</u>	<u>7.95</u>	<u>2287</u>	<u>23.6</u>	_____	_____

LABORATORY INFORMATION

SAMPLE ID	(#) CONTAINER	REFRIG.	PRESERV. TYPE	LABORATORY	ANALYSES
<u>MW-14</u>	<u>7</u> x voa vial	<u>YES</u>	<u>HCL</u>	<u>KIFF</u>	<u>TPH-JET FUEL/TPH-MO/TPH-DRO w/sgc(8015)/TPH-GRO/BTEX/MTBE/NAPHTHALENE(8260)</u>

COMMENTS: MORRISON 8" (15F)

Add/Replaced Gasket: _____ Add/Replaced Bolt: _____ Add/Replaced Lock: _____ Add/Replaced Plug: _____



GETTLER-RYAN Inc.

WELL MONITORING/SAMPLING FIELD DATA SHEET

Client/Facility#: Rolls Royce Engine Test Job Number: 25-948218.1
 Site Address: 6701 Old Earhart Road Event Date: 6-26-14 (inclusive)
 City: Oakland, CA Sampler: FR

Well ID: MW-15
 Well Diameter: 2 1/4 in.
 Total Depth: 10.00 ft.
 Depth to Water: 4.58 ft.

Date Monitored: 6-26-14

Volume	3/4"= 0.02	1"= 0.04	2"= 0.17	3"= 0.38
Factor (VF)	4"= 0.66	5"= 1.02	6"= 1.50	12"= 5.80

Check if water column is less than 0.50 ft.

5.42 xVF 17 = .92 x3 case volume = Estimated Purge Volume: 3.0 gal.

Depth to Water w/ 80% Recharge [(Height of Water Column x 0.20) + DTW]: 5.66

Purge Equipment:

Disposable Bailer
 Stainless Steel Bailer _____
 Stack Pump _____
 Peristaltic Pump _____
 QED Bladder Pump _____
 Other: _____

Sampling Equipment:

Disposable Bailer
 Pressure Bailer _____
 Metal Filters _____
 Peristaltic Pump _____
 QED Bladder Pump _____
 Other: _____

Time Started: _____ (2400 hrs)
 Time Completed: _____ (2400 hrs)
 Depth to Product: _____ ft
 Depth to Water: _____ ft
 Hydrocarbon Thickness: _____ ft
 Visual Confirmation/Description: _____
 Skimmer / Absorbant Sock (circle one)
 Amt Removed from Skimmer: _____ ltr
 Amt Removed from Well: _____ ltr
 Water Removed: _____ ltr

Start Time (purge): 0950 Weather Conditions: SUNNY / CLOUDY
 Sample Time/Date: 1010 / 6-26-14 Water Color: CLEAN Odor: Y / N
 Approx. Flow Rate: / gpm. Sediment Description: NOPE
 Did well de-water? NO If yes, Time: _____ Volume: _____ gal. DTW @ Sampling: 5.40

Time (2400 hr.)	Volume (gal.)	pH	Conductivity (µS/mS µmhos/cm)	Temperature (°C / °F)	D.O. (mg/L)	ORP (mV)
<u>0953</u>	<u>1.0</u>	<u>7.45</u>	<u>2164</u>	<u>23.1</u>	<u>/</u>	<u>/</u>
<u>0956</u>	<u>2.0</u>	<u>7.52</u>	<u>2173</u>	<u>23.7</u>	<u>/</u>	<u>/</u>
<u>0959</u>	<u>3.0</u>	<u>7.60</u>	<u>2182</u>	<u>23.8</u>	<u>/</u>	<u>/</u>

LABORATORY INFORMATION

SAMPLE ID	(#) CONTAINER	REFRIG.	PRESERV. TYPE	LABORATORY	ANALYSES
<u>MW-15</u>	<u>7 x voa vial</u>	<u>YES</u>	<u>HCL</u>	<u>KIFF</u>	<u>TPH-JET FUEL/TPH-MO/TPH-DRO w/sgc(8015)/TPH-GRO/BTEX/MTBE/NAPHTHALENE(8260)</u>

COMMENTS: Monitored 8"

Add/Replaced Gasket: _____ Add/Replaced Bolt: _____ Add/Replaced Lock: _____ Add/Replaced Plug: _____



GETTLER-RYAN INC.

WELL MONITORING/SAMPLING FIELD DATA SHEET

Client/Facility#: Rolls Royce Engine Test
 Site Address: 6701 Old Earhart Road
 City: Oakland, CA

Job Number: 25-948218.1
 Event Date: 6.26.14 (inclusive)
 Sampler: FR

Well ID: MW-17
 Well Diameter: 2 1/4 in.
 Total Depth: 9.81 ft.
 Depth to Water: 2.73 ft.
7.08 xVF .17 = 1.20

Date Monitored: 6.26.14

Volume	3/4" = 0.02	1" = 0.04	2" = 0.17	3" = 0.38
Factor (VF)	4" = 0.66	5" = 1.02	6" = 1.50	12" = 5.80

Check if water column is less than 0.50 ft.

Depth to Water w/ 80% Recharge [(Height of Water Column x 0.20) + DTW]: 4.14

Purge Equipment:

Disposable Bailer
 Stainless Steel Bailer _____
 Stack Pump _____
 Peristaltic Pump _____
 QED Bladder Pump _____
 Other: _____

Sampling Equipment:

Disposable Bailer
 Pressure Bailer _____
 Metal Filters _____
 Peristaltic Pump _____
 QED Bladder Pump _____
 Other: _____

Time Started: _____ (2400 hrs)
Time Completed: _____ (2400 hrs)
Depth to Product: _____ ft
Depth to Water: _____ ft
Hydrocarbon Thickness: _____ ft
Visual Confirmation/Description: _____
Skimmer / Absorbant Sock (circle one)
Amt Removed from Skimmer: _____ ltr
Amt Removed from Well: _____ ltr
Water Removed: _____ ltr

Start Time (purge): 0900
 Sample Time/Date: 0930 6.26.14
 Approx. Flow Rate: — gpm.
 Did well de-water? YES If yes, Time: _____

Weather Conditions: CLOUDY
 Water Color: CLEAN Odor: Y / ①
 Sediment Description: NONE
 Volume: 2.0 gal. DTW @ Sampling: 4.12

Time (2400 hr.)	Volume (gal.)	pH	Conductivity (µS / mS / µmhos/cm)	Temperature (° / F)	D.O. (mg/L)	ORP (mV)
<u>0903</u>	<u>1.5</u>	<u>7.42</u>	<u>205</u>	<u>20.2</u>	<u>—</u>	<u>—</u>
_____	_____	_____	_____	_____	_____	_____
_____	_____	_____	_____	_____	_____	_____

LABORATORY INFORMATION

SAMPLE ID	(#) CONTAINER	REFRIG.	PRESERV. TYPE	LABORATORY	ANALYSES
<u>MW-17</u>	<u>7</u> x voa vial	<u>YES</u>	<u>HCL</u>	<u>KIFF</u>	<u>TPH-JET FUEL/TPH-MO/TPH-DRO w/sgc(8015)/TPH-GRO/BTEX/MTBE/NAPHTHALENE(8260)</u>
_____	_____	_____	_____	_____	_____
_____	_____	_____	_____	_____	_____
_____	_____	_____	_____	_____	_____
_____	_____	_____	_____	_____	_____

COMMENTS: MONITOR 8" (1BF, 1SF) REACTION TO HCL



GETTLER-RYAN Inc.

WELL MONITORING/SAMPLING FIELD DATA SHEET

Client/Facility#: Rolls Royce Engine Test Job Number: 25-948218.1
 Site Address: 6701 Old Earhart Road Event Date: 6-26-14 (inclusive)
 City: Oakland, CA Sampler: FT

Well ID: MW-18
 Well Diameter: 2 1/4 in.
 Total Depth: 9.95 ft.
 Depth to Water: 2.91 ft.
7.04 xVF .17 = 1.19

Date Monitored: 6-26-14

Volume Factor (VF)	3/4"= 0.02	1"= 0.04	2"= 0.17	3"= 0.38
	4"= 0.66	5"= 1.02	6"= 1.50	12"= 5.80

Check if water column is less than 0.50 ft.

x3 case volume = Estimated Purge Volume: 4.0 gal.

Depth to Water w/ 80% Recharge [(Height of Water Column x 0.20) + DTW]: 4.31

Purge Equipment:

Disposable Bailer
 Stainless Steel Bailer _____
 Stack Pump _____
 Peristaltic Pump _____
 QED Bladder Pump _____
 Other: _____

Sampling Equipment:

Disposable Bailer
 Pressure Bailer _____
 Metal Filters _____
 Peristaltic Pump _____
 QED Bladder Pump _____
 Other: _____

Time Started:	_____ (2400 hrs)
Time Completed:	_____ (2400 hrs)
Depth to Product:	_____ ft
Depth to Water:	_____ ft
Hydrocarbon Thickness:	_____ ft
Visual Confirmation/Description:	_____
Skimmer / Absorbant Sock (circle one)	_____
Amt Removed from Skimmer:	_____ ltr
Amt Removed from Well:	_____ ltr
Water Removed:	_____ ltr

Start Time (purge): 1215 Weather Conditions: SUNNY
 Sample Time/Date: 1235 / 6-26-14 Water Color: CLEAR Odor: D/N STRONG
 Approx. Flow Rate: ✓ gpm. Sediment Description: NONE
 Did well de-water? NO If yes, Time: _____ Volume: _____ gal. DTW @ Sampling: 2.97

Time (2400 hr.)	Volume (gal.)	pH	Conductivity (µS/mS µmhos/cm)	Temperature (°/ F)	D.O. (mg/L)	ORP (mV)
<u>1218</u>	<u>1.5</u>	<u>8.26</u>	<u>2862</u>	<u>20.6</u>	_____	_____
<u>1221</u>	<u>3.0</u>	<u>8.20</u>	<u>2879</u>	<u>20.9</u>	_____	_____
<u>1224</u>	<u>4.0</u>	<u>8.16</u>	<u>2891</u>	<u>21.2</u>	_____	_____

LABORATORY INFORMATION

SAMPLE ID	(#) CONTAINER	REFRIG.	PRESERV. TYPE	LABORATORY	ANALYSES
<u>MW-18</u>	<u>7</u> x voa vial	<u>YES</u>	<u>HCL</u>	<u>KIFF</u>	<u>TPH-JET FUEL/TPH-MO/TPH-DRO w/sgc(8015)/TPH-GRO/BTEX/MTBE/NAPHTHALENE(8260)</u>

COMMENTS:

MORRISON 8" (2 BF)
NO MEASURABLE PRODUCT BY INTERFACE PROBE DETECTED.
AS I BAILED THE WELL (PLUMBED) PRODUCT APPEARED ON THE OUTSIDE OF THE BAILER.
 Add/Replaced Gasket: _____ Add/Replaced Bolt: _____ Add/Replaced Lock: _____ Add/Replaced Plug: _____



GETTLER - RYAN INC.

WELL MONITORING/SAMPLING FIELD DATA SHEET

Client/Facility#: Rolls Royce Engine Test
 Site Address: 6701 Old Earhart Road
 City: Oakland, CA

Job Number: 25-948218.1
 Event Date: 6/26/14 (inclusive)
 Sampler: GM

Well ID: NPORDMW-3
 Well Diameter: 2 1/4 in.
 Total Depth: 16.46 ft.
 Depth to Water: 3.91 ft.
12.55 xVF = 0.66 = 8.28

Date Monitored: 6/26/14

Volume	3/4"= 0.02	1"= 0.04	2"= 0.17	3"= 0.38
Factor (VF)	4"= 0.66	5"= 1.02	6"= 1.50	12"= 5.80

Check if water column is less than 0.50 ft.

x3 case volume = Estimated Purge Volume: 25 gal.

Depth to Water w/ 80% Recharge [(Height of Water Column x 0.20) + DTW]: 6.42

Purge Equipment:

Disposable Bailer _____
 Stainless Steel Bailer _____
 Stack Pump X _____
 Peristaltic Pump _____
 QED Bladder Pump _____
 Other: _____

Sampling Equipment:

Disposable Bailer _____
 Pressure Bailer _____
 Metal Filters _____
 Peristaltic Pump _____
 QED Bladder Pump _____
 Other: _____

Time Started: _____ (2400 hrs)
 Time Completed: _____ (2400 hrs)
 Depth to Product: _____ ft
 Depth to Water: _____ ft
 Hydrocarbon Thickness: Ø ft
 Visual Confirmation/Description: _____
 Skimmer / Absorbant Sock (circle one)
 Amt Removed from Skimmer: _____ ltr
 Amt Removed from Well: _____ ltr
 Water Removed: _____ ltr

Start Time (purge): 1100
 Sample Time/Date: 1140 6/26/14
 Approx. Flow Rate: 2 gpm.
 Did well de-water? NO If yes, Time: _____

Weather Conditions: Sunny
 Water Color: Clear Odor: Y/N
 Sediment Description: SL S&S
 Volume: _____ gal. DTW @ Sampling: 6.40

Time (2400 hr.)	Volume (gal.)	pH	Conductivity (µS/mS) (µmhos/cm)	Temperature (C) (F)	D.O. (mg/L)	ORP (mV)
<u>1105</u>	<u>9</u>	<u>7.22</u>	<u>9.10</u>	<u>21.6</u>		
<u>1109</u>	<u>17</u>	<u>7.15</u>	<u>9.22</u>	<u>21.0</u>		
<u>1113</u>	<u>25</u>	<u>7.13</u>	<u>9.71</u>	<u>20.9</u>		

LABORATORY INFORMATION

SAMPLE ID	(#) CONTAINER	REFRIG.	PRESERV. TYPE	LABORATORY	ANALYSES
<u>NPORDMW-3</u>	<u>7 x vov vial</u>	<u>YES</u>	<u>HCL</u>	<u>KIFF</u>	<u>TPH-JET FUEL/TPH-MO/TPH-DRO w/sgc(8015)/ TPH-GRO/BTEX/MTBE/NAPHTHALENE(8260)</u>

COMMENTS: 2 tubes in well.



GETTLER-RYAN INC.

WELL MONITORING/SAMPLING FIELD DATA SHEET

Client/Facility#: Rolls Royce Engine Test
 Site Address: 6701 Old Earhart Road
 City: Oakland, CA

Job Number: 25-948218.1
 Event Date: 6/26/14 (inclusive)
 Sampler: GM

Well ID NPORDMw4
 Well Diameter 274 in.
 Total Depth 11.47 ft.
 Depth to Water 6.01 ft.
5.42 xVF 0.17 = 0.92

Date Monitored: 6/26/14

Volume	3/4"= 0.02	1"= 0.04	2"= 0.17	3"= 0.38
Factor (VF)	4"= 0.66	5"= 1.02	6"= 1.50	12"= 5.80

Check if water column is less than 0.50 ft.
 x3 case volume = Estimated Purge Volume: 3 gal.

Depth to Water w/ 80% Recharge [(Height of Water Column x 0.20) + DTW]: 7.09

Purge Equipment:
 Disposable Bailer x
 Stainless Steel Bailer _____
 Stack Pump _____
 Peristaltic Pump _____
 QED Bladder Pump _____
 Other: _____

Sampling Equipment:
 Disposable Bailer x
 Pressure Bailer _____
 Metal Filters _____
 Peristaltic Pump _____
 QED Bladder Pump _____
 Other: _____

Time Started: _____ (2400 hrs)
 Time Completed: _____ (2400 hrs)
 Depth to Product: _____ ft
 Depth to Water: _____ ft
 Hydrocarbon Thickness: 0 ft
 Visual Confirmation/Description: _____
 Skimmer / Absorbant Sock (circle one)
 Amt Removed from Skimmer: _____ ltr
 Amt Removed from Well: _____ ltr
 Water Removed: _____ ltr

Start Time (purge): 1200
 Sample Time/Date: 1230 / 6/26/14
 Approx. Flow Rate: - gpm.
 Did well de-water? NO If yes, Time: _____

Weather Conditions: Sunny / windy
 Water Color: BLACK Odor: NO MODERATE
 Sediment Description: SILT
 Volume: _____ gal. DTW @ Sampling: 6.97

Time (2400 hr.)	Volume (gal.)	pH	Conductivity (µS/cm)	Temperature (C/F)	D.O. (mg/L)	ORP (mV)
<u>1203</u>	<u>1</u>	<u>7.31</u>	<u>7.84</u>	<u>22.1</u>		
<u>1205</u>	<u>2</u>	<u>7.27</u>	<u>7.91</u>	<u>21.6</u>		
<u>1207</u>	<u>3</u>	<u>7.25</u>	<u>7.98</u>	<u>21.5</u>		

LABORATORY INFORMATION

SAMPLE ID	(#) CONTAINER	REFRIG.	PRESERV. TYPE	LABORATORY	ANALYSES
<u>NPORDMw4</u>	<u>3x vov vial</u>	<u>YES</u>	<u>HCL</u>	<u>KIFF</u>	<u>TPH-JET FUEL/TPH-MO/TPH-DRO w/sgc(8015)/TPH-GRO/BTEX/MTBE/NAPHTHALENE(8260)</u>

COMMENTS: _____

Add/Replaced Gasket: _____ Add/Replaced Bolt: _____ Add/Replaced Lock: _____ Add/Replaced Plug: _____



PES Environmental, Inc.
Engineering & Environmental Services

LOCATION: *ARESO TEST CELL*

PROJECT:

JOB NO.:

SEPARATE-PHASE HYDROCARBON REMOVAL LOG

Date	Time	Well ID	Depth to Product (feet BTOC)	Depth to Water (feet BTOC)	Product Thickness (feet)	Amount of Product Removed	Notes
<i>12-7-13</i>	<i>13:00</i>	<i>MW18</i>				<i>120</i>	
<i>12-17-13</i>	<i>05:00</i>	<i>MW18</i>				<i>80</i>	
<i>12-23-13</i>	<i>08:00</i>	<i>MW18</i>				<i>90</i>	
<i>1-8-14</i>	<i>05:00</i>	<i>MW18</i>				<i>270</i>	
<i>1-14-14</i>	<i>16:00</i>	<i>MW18</i>				<i>110</i>	
<i>1-22-14</i>	<i>10:45</i>	<i>MW18</i>				<i>112</i>	
<i>1-30-14</i>	<i>05:00</i>	<i>MW18</i>				<i>90</i>	
<i>2-11-14</i>	<i>05:00</i>	<i>MW18</i>				<i>310</i>	
<i>2-24-14</i>	<i>05:00</i>	<i>MW18</i>				<i>190</i>	
<i>3-11-14</i>	<i>07:00</i>	<i>MW18</i>				<i>480</i>	
<i>3-18-14</i>	<i>5:30</i>	<i>MW18</i>				<i>370</i>	
<i>3-28-14</i>	<i>05:00</i>	<i>MW18</i>				<i>440</i>	



PES Environmental, Inc.
Engineering & Environmental Services

LOCATION: *BRESO TEST CELL*

PROJECT:

JOB NO.:

SEPARATE-PHASE HYDROCARBON REMOVAL LOG

Date	Time	Well ID	Depth to Product (feet BTOC)	Depth to Water (feet BTOC)	Product Thickness (feet)	Amount of Product Removed	Notes
<i>4-2-14</i>	<i>05:10</i>	<i>MW18</i>				<i>100</i>	
<i>4-11-14</i>	<i>05:00</i>	<i>MW18</i>				<i>470</i>	
<i>4-16-14</i>	<i>05:14</i>	<i>MW18</i>				<i>470</i>	
<i>4-23-14</i>	<i>05:15</i>	<i>MW18</i>				<i>450</i>	
<i>5-6-14</i>	<i>05:25</i>	<i>MW18</i>				<i>110</i>	
<i>5-12-14</i>	<i>05:05</i>	<i>MW18</i>				<i>80</i>	
<i>5-22-14</i>	<i>05:30</i>	<i>MW18</i>				<i>460</i>	
<i>6-3-14</i>	<i>05:15</i>	<i>MW18</i>				<i>520</i>	
<i>6-11-14</i>	<i>05:10</i>	<i>MW18</i>				<i>500</i>	
<i>6-18-14</i>	<i>05:00</i>	<i>MW18</i>				<i>410</i>	
<i>6-30-14</i>	<i>05:00</i>	<i>MW18</i>				<i>460</i>	
<i>7-8-14</i>	<i>05:10</i>	<i>MW18</i>				<i>510</i>	



Report Number : 88565

Date : 07/11/2014

Laboratory Results

Doug Lee
Gettler-Ryan Inc.
6805 Sierra Court, Suite G
Dublin, CA 94568

Subject : 20 Water Samples
Project Name : Rolls-Royce Engine Test Facility
Project Number : 25-948218.1

Dear Mr. Lee,

Chemical analysis of the samples referenced above has been completed. Summaries of the data are contained on the following pages. Sample(s) were received under documented chain-of-custody. US EPA protocols for sample storage and preservation were followed. Testing procedures comply with the 2003 NELAC and TNI 2009 standards. Laboratory results relate only to the samples tested. This report may be freely reproduced in full, but may only be reproduced in part with the express permission of Kiff Analytical, LLC.

Kiff Analytical, LLC is certified by the State of California under the Environmental Laboratory Accreditation Program (ELAP), lab number 08263CA.

If you have any questions regarding procedures or results, please call me at 530-297-4800.

Sincerely,

A handwritten signature in black ink that reads "Troy D. Turpen". The signature is written in a cursive style with a large initial "T".

Troy Turpen

Subject : 20 Water Samples
Project Name : Rolls-Royce Engine Test Facility
Project Number : 25-948218.1

Case Narrative

Samples MW-4, MW-5, W-13 and MW-14 were analyzed by EPA Method 8260B from a bottle that contained headspace bubbles greater than 1/4 inch in diameter.

The Method Reporting Limit for Naphthalene has been increased due to the presence of an interfering compound for sample MW-18.

Recoveries for some Matrix Spike/ Matrix Spike Duplicate analytes were outside control limits. This may indicate a bias for the samples that were spiked. Since the LCS recoveries were within control limits, no data are flagged.

Sample MW-13 was analyzed outside of hold time for Method EPA 8260B. The hydrochloric acid (HCl) preservation was insufficient to maintain a pH of 2.0 or less required to extend sample hold time from 7 to 14 days.

Surrogate Recovery for samples MW-14 and NPORD-MW-4 for test method Mod. EPA 8015 was outside of control limits. This may indicate a bias in the analysis due to the sample's matrix or an interference from compounds present in the sample.



Report Number : 88565

Date : 07/11/2014

Project Name : **Rolls-Royce Engine Test Facility**

Project Number : **25-948218.1**

Sample : **QA**

Matrix : Water

Lab Number : 88565-01

Sample Date :06/26/2014

Parameter	Measured Value	Method Reporting Limit	Units	Analysis Method	Date/Time Analyzed
Benzene	< 0.50	0.50	ug/L	EPA 8260B	07/01/14 22:47
Toluene	< 0.50	0.50	ug/L	EPA 8260B	07/01/14 22:47
Ethylbenzene	< 0.50	0.50	ug/L	EPA 8260B	07/01/14 22:47
Total Xylenes	< 0.50	0.50	ug/L	EPA 8260B	07/01/14 22:47
Methyl-t-butyl ether (MTBE)	< 0.50	0.50	ug/L	EPA 8260B	07/01/14 22:47
TPH as Gasoline	< 50	50	ug/L	EPA 8260B	07/01/14 22:47
Naphthalene	< 0.50	0.50	ug/L	EPA 8260B	07/01/14 22:47
1,2-Dichloroethane-d4 (Surr)	100		% Recovery	EPA 8260B	07/01/14 22:47
Toluene - d8 (Surr)	98.3		% Recovery	EPA 8260B	07/01/14 22:47
4-Bromofluorobenzene (Surr)	94.9		% Recovery	EPA 8260B	07/01/14 22:47



Report Number : 88565

Date : 07/11/2014

Project Name : **Rolls-Royce Engine Test Facility**

Project Number : **25-948218.1**

Sample : **MW-1**

Matrix : Water

Lab Number : 88565-02

Sample Date :06/26/2014

Parameter	Measured Value	Method Reporting Limit	Units	Analysis Method	Date/Time Analyzed
Benzene	< 0.50	0.50	ug/L	EPA 8260B	07/01/14 14:23
Toluene	< 0.50	0.50	ug/L	EPA 8260B	07/01/14 14:23
Ethylbenzene	< 0.50	0.50	ug/L	EPA 8260B	07/01/14 14:23
Total Xylenes	< 0.50	0.50	ug/L	EPA 8260B	07/01/14 14:23
Methyl-t-butyl ether (MTBE)	< 0.50	0.50	ug/L	EPA 8260B	07/01/14 14:23
TPH as Gasoline	< 50	50	ug/L	EPA 8260B	07/01/14 14:23
Naphthalene	< 0.50	0.50	ug/L	EPA 8260B	07/01/14 14:23
1,2-Dichloroethane-d4 (Surr)	100		% Recovery	EPA 8260B	07/01/14 14:23
Toluene - d8 (Surr)	100		% Recovery	EPA 8260B	07/01/14 14:23
4-Bromofluorobenzene (Surr)	94.3		% Recovery	EPA 8260B	07/01/14 14:23
TPH as Diesel (Silica Gel)	< 50	50	ug/L	M EPA 8015	07/08/14 23:36
TPH as Jet Fuel	< 50	50	ug/L	M EPA 8015	07/08/14 15:24
TPH as Motor Oil	< 100	100	ug/L	M EPA 8015	07/08/14 15:24
Octacosane (Silica Gel Surr)	118		% Recovery	M EPA 8015	07/08/14 23:36
Octacosane (Diesel Surrogate)	105		% Recovery	M EPA 8015	07/08/14 15:24



Report Number : 88565

Date : 07/11/2014

Project Name : **Rolls-Royce Engine Test Facility**

Project Number : **25-948218.1**

Sample : **MW-2**

Matrix : Water

Lab Number : 88565-03

Sample Date :06/26/2014

Parameter	Measured Value	Method Reporting Limit	Units	Analysis Method	Date/Time Analyzed
Benzene	< 0.50	0.50	ug/L	EPA 8260B	07/01/14 14:59
Toluene	< 0.50	0.50	ug/L	EPA 8260B	07/01/14 14:59
Ethylbenzene	< 0.50	0.50	ug/L	EPA 8260B	07/01/14 14:59
Total Xylenes	< 0.50	0.50	ug/L	EPA 8260B	07/01/14 14:59
Methyl-t-butyl ether (MTBE)	< 0.50	0.50	ug/L	EPA 8260B	07/01/14 14:59
TPH as Gasoline	< 50	50	ug/L	EPA 8260B	07/01/14 14:59
Naphthalene	< 0.50	0.50	ug/L	EPA 8260B	07/01/14 14:59
1,2-Dichloroethane-d4 (Surr)	99.3		% Recovery	EPA 8260B	07/01/14 14:59
Toluene - d8 (Surr)	101		% Recovery	EPA 8260B	07/01/14 14:59
4-Bromofluorobenzene (Surr)	94.2		% Recovery	EPA 8260B	07/01/14 14:59
TPH as Diesel (Silica Gel) (Note: Hydrocarbons are higher-boiling than typical Diesel Fuel.)	53	50	ug/L	M EPA 8015	07/09/14 00:11
TPH as Jet Fuel (Note: Higher boiling hydrocarbons present, atypical for Jet Fuel.)	67	50	ug/L	M EPA 8015	07/08/14 15:53
TPH as Motor Oil	490	100	ug/L	M EPA 8015	07/08/14 15:53
Octacosane (Silica Gel Surr)	110		% Recovery	M EPA 8015	07/09/14 00:11
Octacosane (Diesel Surrogate)	106		% Recovery	M EPA 8015	07/08/14 15:53



Report Number : 88565

Date : 07/11/2014

Project Name : **Rolls-Royce Engine Test Facility**

Project Number : **25-948218.1**

Sample : **MW-3**

Matrix : Water

Lab Number : 88565-04

Sample Date :06/26/2014

Parameter	Measured Value	Method Reporting Limit	Units	Analysis Method	Date/Time Analyzed
Benzene	< 0.50	0.50	ug/L	EPA 8260B	07/01/14 15:34
Toluene	< 0.50	0.50	ug/L	EPA 8260B	07/01/14 15:34
Ethylbenzene	< 0.50	0.50	ug/L	EPA 8260B	07/01/14 15:34
Total Xylenes	< 0.50	0.50	ug/L	EPA 8260B	07/01/14 15:34
Methyl-t-butyl ether (MTBE)	< 0.50	0.50	ug/L	EPA 8260B	07/01/14 15:34
TPH as Gasoline	< 50	50	ug/L	EPA 8260B	07/01/14 15:34
Naphthalene	< 0.50	0.50	ug/L	EPA 8260B	07/01/14 15:34
1,2-Dichloroethane-d4 (Surr)	99.4		% Recovery	EPA 8260B	07/01/14 15:34
Toluene - d8 (Surr)	101		% Recovery	EPA 8260B	07/01/14 15:34
4-Bromofluorobenzene (Surr)	95.0		% Recovery	EPA 8260B	07/01/14 15:34
TPH as Diesel (Silica Gel)	< 50	50	ug/L	M EPA 8015	07/09/14 00:46
TPH as Jet Fuel	500	50	ug/L	M EPA 8015	07/08/14 16:22
(Note: Higher boiling hydrocarbons present, atypical for Jet Fuel.)					
TPH as Motor Oil	460	100	ug/L	M EPA 8015	07/08/14 16:22
Octacosane (Silica Gel Surr)	113		% Recovery	M EPA 8015	07/09/14 00:46
Octacosane (Diesel Surrogate)	102		% Recovery	M EPA 8015	07/08/14 16:22



Report Number : 88565

Date : 07/11/2014

Project Name : **Rolls-Royce Engine Test Facility**

Project Number : **25-948218.1**

Sample : **MW-4**

Matrix : Water

Lab Number : 88565-05

Sample Date :06/26/2014

Parameter	Measured Value	Method Reporting Limit	Units	Analysis Method	Date/Time Analyzed
Benzene	< 0.50	0.50	ug/L	EPA 8260B	07/01/14 16:09
Toluene	< 0.50	0.50	ug/L	EPA 8260B	07/01/14 16:09
Ethylbenzene	< 0.50	0.50	ug/L	EPA 8260B	07/01/14 16:09
Total Xylenes	< 0.50	0.50	ug/L	EPA 8260B	07/01/14 16:09
Methyl-t-butyl ether (MTBE)	< 0.50	0.50	ug/L	EPA 8260B	07/01/14 16:09
TPH as Gasoline	< 50	50	ug/L	EPA 8260B	07/01/14 16:09
Naphthalene	< 0.50	0.50	ug/L	EPA 8260B	07/01/14 16:09
1,2-Dichloroethane-d4 (Surr)	99.4		% Recovery	EPA 8260B	07/01/14 16:09
Toluene - d8 (Surr)	100		% Recovery	EPA 8260B	07/01/14 16:09
4-Bromofluorobenzene (Surr)	93.5		% Recovery	EPA 8260B	07/01/14 16:09
TPH as Diesel (Silica Gel)	73	50	ug/L	M EPA 8015	07/09/14 01:21
TPH as Jet Fuel	330	50	ug/L	M EPA 8015	07/08/14 16:51
(Note: Higher boiling hydrocarbons present, atypical for Jet Fuel.)					
TPH as Motor Oil	250	100	ug/L	M EPA 8015	07/08/14 16:51
Octacosane (Silica Gel Surr)	116		% Recovery	M EPA 8015	07/09/14 01:21
Octacosane (Diesel Surrogate)	101		% Recovery	M EPA 8015	07/08/14 16:51



Report Number : 88565

Date : 07/11/2014

Project Name : **Rolls-Royce Engine Test Facility**

Project Number : **25-948218.1**

Sample : **MW-5**

Matrix : Water

Lab Number : 88565-06

Sample Date :06/26/2014

Parameter	Measured Value	Method Reporting Limit	Units	Analysis Method	Date/Time Analyzed
Benzene	< 0.50	0.50	ug/L	EPA 8260B	07/01/14 16:44
Toluene	< 0.50	0.50	ug/L	EPA 8260B	07/01/14 16:44
Ethylbenzene	< 0.50	0.50	ug/L	EPA 8260B	07/01/14 16:44
Total Xylenes	< 0.50	0.50	ug/L	EPA 8260B	07/01/14 16:44
Methyl-t-butyl ether (MTBE)	< 0.50	0.50	ug/L	EPA 8260B	07/01/14 16:44
TPH as Gasoline	< 50	50	ug/L	EPA 8260B	07/01/14 16:44
Naphthalene	< 0.50	0.50	ug/L	EPA 8260B	07/01/14 16:44
1,2-Dichloroethane-d4 (Surr)	98.7		% Recovery	EPA 8260B	07/01/14 16:44
Toluene - d8 (Surr)	99.3		% Recovery	EPA 8260B	07/01/14 16:44
4-Bromofluorobenzene (Surr)	94.0		% Recovery	EPA 8260B	07/01/14 16:44
TPH as Diesel (Silica Gel) (Note: Hydrocarbons are higher-boiling than typical Diesel Fuel.)	180	50	ug/L	M EPA 8015	07/09/14 01:55
TPH as Jet Fuel (Note: Higher boiling hydrocarbons present, atypical for Jet Fuel.)	330	50	ug/L	M EPA 8015	07/08/14 17:21
TPH as Motor Oil	690	100	ug/L	M EPA 8015	07/08/14 17:21
Octacosane (Silica Gel Surr)	113		% Recovery	M EPA 8015	07/09/14 01:55
Octacosane (Diesel Surrogate)	105		% Recovery	M EPA 8015	07/08/14 17:21



Report Number : 88565

Date : 07/11/2014

Project Name : **Rolls-Royce Engine Test Facility**

Project Number : **25-948218.1**

Sample : **MW-6**

Matrix : Water

Lab Number : 88565-07

Sample Date :06/26/2014

Parameter	Measured Value	Method Reporting Limit	Units	Analysis Method	Date/Time Analyzed
Benzene	< 0.50	0.50	ug/L	EPA 8260B	07/01/14 15:36
Toluene	< 0.50	0.50	ug/L	EPA 8260B	07/01/14 15:36
Ethylbenzene	< 0.50	0.50	ug/L	EPA 8260B	07/01/14 15:36
Total Xylenes	< 0.50	0.50	ug/L	EPA 8260B	07/01/14 15:36
Methyl-t-butyl ether (MTBE)	< 0.50	0.50	ug/L	EPA 8260B	07/01/14 15:36
TPH as Gasoline	< 50	50	ug/L	EPA 8260B	07/01/14 15:36
Naphthalene	< 0.50	0.50	ug/L	EPA 8260B	07/01/14 15:36
1,2-Dichloroethane-d4 (Surr)	99.8		% Recovery	EPA 8260B	07/01/14 15:36
Toluene - d8 (Surr)	98.9		% Recovery	EPA 8260B	07/01/14 15:36
4-Bromofluorobenzene (Surr)	96.3		% Recovery	EPA 8260B	07/01/14 15:36
TPH as Diesel (Silica Gel) (Note: Hydrocarbons are higher-boiling than typical Diesel Fuel.)	400	50	ug/L	M EPA 8015	07/09/14 02:29
TPH as Jet Fuel (Note: Higher boiling hydrocarbons present, atypical for Jet Fuel.)	490	50	ug/L	M EPA 8015	07/08/14 17:50
TPH as Motor Oil	2600	100	ug/L	M EPA 8015	07/08/14 17:50
Octacosane (Silica Gel Surr)	109		% Recovery	M EPA 8015	07/09/14 02:29
Octacosane (Diesel Surrogate)	101		% Recovery	M EPA 8015	07/08/14 17:50



Report Number : 88565

Date : 07/11/2014

Project Name : **Rolls-Royce Engine Test Facility**

Project Number : **25-948218.1**

Sample : **MW-7**

Matrix : Water

Lab Number : 88565-08

Sample Date :06/26/2014

Parameter	Measured Value	Method Reporting Limit	Units	Analysis Method	Date/Time Analyzed
Benzene	< 0.50	0.50	ug/L	EPA 8260B	07/01/14 16:07
Toluene	< 0.50	0.50	ug/L	EPA 8260B	07/01/14 16:07
Ethylbenzene	< 0.50	0.50	ug/L	EPA 8260B	07/01/14 16:07
Total Xylenes	< 0.50	0.50	ug/L	EPA 8260B	07/01/14 16:07
Methyl-t-butyl ether (MTBE)	< 0.50	0.50	ug/L	EPA 8260B	07/01/14 16:07
TPH as Gasoline	< 50	50	ug/L	EPA 8260B	07/01/14 16:07
Naphthalene	< 0.50	0.50	ug/L	EPA 8260B	07/01/14 16:07
1,2-Dichloroethane-d4 (Surr)	97.9		% Recovery	EPA 8260B	07/01/14 16:07
Toluene - d8 (Surr)	98.4		% Recovery	EPA 8260B	07/01/14 16:07
4-Bromofluorobenzene (Surr)	95.7		% Recovery	EPA 8260B	07/01/14 16:07
TPH as Diesel (Silica Gel)	660	50	ug/L	M EPA 8015	07/09/14 03:04
(Note: Hydrocarbons are higher-boiling than typical Diesel Fuel.)					
TPH as Jet Fuel	830	50	ug/L	M EPA 8015	07/08/14 18:20
(Note: Higher boiling hydrocarbons present, atypical for Jet Fuel.)					
TPH as Motor Oil	4100	100	ug/L	M EPA 8015	07/08/14 18:20
Octacosane (Silica Gel Surr)	109		% Recovery	M EPA 8015	07/09/14 03:04
Octacosane (Diesel Surrogate)	95.3		% Recovery	M EPA 8015	07/08/14 18:20



Report Number : 88565

Date : 07/11/2014

Project Name : **Rolls-Royce Engine Test Facility**

Project Number : **25-948218.1**

Sample : **MW-8**

Matrix : Water

Lab Number : 88565-09

Sample Date :06/26/2014

Parameter	Measured Value	Method Reporting Limit	Units	Analysis Method	Date/Time Analyzed
Benzene	< 0.50	0.50	ug/L	EPA 8260B	07/01/14 14:19
Toluene	< 0.50	0.50	ug/L	EPA 8260B	07/01/14 14:19
Ethylbenzene	< 0.50	0.50	ug/L	EPA 8260B	07/01/14 14:19
Total Xylenes	< 0.50	0.50	ug/L	EPA 8260B	07/01/14 14:19
Methyl-t-butyl ether (MTBE)	< 0.50	0.50	ug/L	EPA 8260B	07/01/14 14:19
TPH as Gasoline	< 50	50	ug/L	EPA 8260B	07/01/14 14:19
Naphthalene	< 0.50	0.50	ug/L	EPA 8260B	07/01/14 14:19
1,2-Dichloroethane-d4 (Surr)	99.7		% Recovery	EPA 8260B	07/01/14 14:19
Toluene - d8 (Surr)	102		% Recovery	EPA 8260B	07/01/14 14:19
4-Bromofluorobenzene (Surr)	90.2		% Recovery	EPA 8260B	07/01/14 14:19
TPH as Diesel (Silica Gel) (Note: Hydrocarbons are higher-boiling than typical Diesel Fuel.)	72	50	ug/L	M EPA 8015	07/09/14 03:39
TPH as Jet Fuel (Note: Higher boiling hydrocarbons present, atypical for Jet Fuel.)	330	50	ug/L	M EPA 8015	07/08/14 18:49
TPH as Motor Oil	850	100	ug/L	M EPA 8015	07/08/14 18:49
Octacosane (Silica Gel Surr)	114		% Recovery	M EPA 8015	07/09/14 03:39
Octacosane (Diesel Surrogate)	112		% Recovery	M EPA 8015	07/08/14 18:49



Report Number : 88565

Date : 07/11/2014

Project Name : **Rolls-Royce Engine Test Facility**

Project Number : **25-948218.1**

Sample : **MW-9**

Matrix : Water

Lab Number : 88565-10

Sample Date :06/26/2014

Parameter	Measured Value	Method Reporting Limit	Units	Analysis Method	Date/Time Analyzed
Benzene	< 0.50	0.50	ug/L	EPA 8260B	07/01/14 14:52
Toluene	< 0.50	0.50	ug/L	EPA 8260B	07/01/14 14:52
Ethylbenzene	< 0.50	0.50	ug/L	EPA 8260B	07/01/14 14:52
Total Xylenes	< 0.50	0.50	ug/L	EPA 8260B	07/01/14 14:52
Methyl-t-butyl ether (MTBE)	< 0.50	0.50	ug/L	EPA 8260B	07/01/14 14:52
TPH as Gasoline	< 50	50	ug/L	EPA 8260B	07/01/14 14:52
Naphthalene	< 0.50	0.50	ug/L	EPA 8260B	07/01/14 14:52
1,2-Dichloroethane-d4 (Surr)	99.6		% Recovery	EPA 8260B	07/01/14 14:52
Toluene - d8 (Surr)	103		% Recovery	EPA 8260B	07/01/14 14:52
4-Bromofluorobenzene (Surr)	89.8		% Recovery	EPA 8260B	07/01/14 14:52
TPH as Diesel (Silica Gel) (Note: Hydrocarbons are higher-boiling than typical Diesel Fuel.)	610	50	ug/L	M EPA 8015	07/08/14 18:23
TPH as Jet Fuel (Note: Higher boiling hydrocarbons present, atypical for Jet Fuel.)	710	50	ug/L	M EPA 8015	07/08/14 14:25
TPH as Motor Oil	3000	100	ug/L	M EPA 8015	07/08/14 14:25
Octacosane (Silica Gel Surr)	95.4		% Recovery	M EPA 8015	07/08/14 18:23
Octacosane (Diesel Surrogate)	86.4		% Recovery	M EPA 8015	07/08/14 14:25



Report Number : 88565

Date : 07/11/2014

Project Name : **Rolls-Royce Engine Test Facility**

Project Number : **25-948218.1**

Sample : **MW-10**

Matrix : Water

Lab Number : 88565-11

Sample Date :06/26/2014

Parameter	Measured Value	Method Reporting Limit	Units	Analysis Method	Date/Time Analyzed
Benzene	< 0.50	0.50	ug/L	EPA 8260B	07/01/14 15:24
Toluene	< 0.50	0.50	ug/L	EPA 8260B	07/01/14 15:24
Ethylbenzene	< 0.50	0.50	ug/L	EPA 8260B	07/01/14 15:24
Total Xylenes	< 0.50	0.50	ug/L	EPA 8260B	07/01/14 15:24
Methyl-t-butyl ether (MTBE)	< 0.50	0.50	ug/L	EPA 8260B	07/01/14 15:24
TPH as Gasoline	< 50	50	ug/L	EPA 8260B	07/01/14 15:24
Naphthalene	< 0.50	0.50	ug/L	EPA 8260B	07/01/14 15:24
1,2-Dichloroethane-d4 (Surr)	99.0		% Recovery	EPA 8260B	07/01/14 15:24
Toluene - d8 (Surr)	102		% Recovery	EPA 8260B	07/01/14 15:24
4-Bromofluorobenzene (Surr)	90.2		% Recovery	EPA 8260B	07/01/14 15:24
TPH as Diesel (Silica Gel)	< 50	50	ug/L	M EPA 8015	07/09/14 04:14
TPH as Jet Fuel	330	50	ug/L	M EPA 8015	07/08/14 19:18
(Note: Higher boiling hydrocarbons present, atypical for Jet Fuel.)					
TPH as Motor Oil	210	100	ug/L	M EPA 8015	07/08/14 19:18
Octacosane (Silica Gel Surr)	116		% Recovery	M EPA 8015	07/09/14 04:14
Octacosane (Diesel Surrogate)	115		% Recovery	M EPA 8015	07/08/14 19:18



Report Number : 88565

Date : 07/11/2014

Project Name : **Rolls-Royce Engine Test Facility**

Project Number : **25-948218.1**

Sample : **MW-11**

Matrix : Water

Lab Number : 88565-12

Sample Date :06/26/2014

Parameter	Measured Value	Method Reporting Limit	Units	Analysis Method	Date/Time Analyzed
Benzene	< 0.50	0.50	ug/L	EPA 8260B	07/01/14 15:57
Toluene	< 0.50	0.50	ug/L	EPA 8260B	07/01/14 15:57
Ethylbenzene	< 0.50	0.50	ug/L	EPA 8260B	07/01/14 15:57
Total Xylenes	< 0.50	0.50	ug/L	EPA 8260B	07/01/14 15:57
Methyl-t-butyl ether (MTBE)	< 0.50	0.50	ug/L	EPA 8260B	07/01/14 15:57
TPH as Gasoline	< 50	50	ug/L	EPA 8260B	07/01/14 15:57
Naphthalene	< 0.50	0.50	ug/L	EPA 8260B	07/01/14 15:57
1,2-Dichloroethane-d4 (Surr)	100		% Recovery	EPA 8260B	07/01/14 15:57
Toluene - d8 (Surr)	102		% Recovery	EPA 8260B	07/01/14 15:57
4-Bromofluorobenzene (Surr)	89.9		% Recovery	EPA 8260B	07/01/14 15:57
TPH as Diesel (Silica Gel)	220	50	ug/L	M EPA 8015	07/09/14 05:33
(Note: Hydrocarbons are higher-boiling than typical Diesel Fuel.)					
TPH as Jet Fuel	560	50	ug/L	M EPA 8015	07/08/14 19:48
(Note: Higher boiling hydrocarbons present, atypical for Jet Fuel.)					
TPH as Motor Oil	1000	100	ug/L	M EPA 8015	07/08/14 19:48
Octacosane (Silica Gel Surr)	117		% Recovery	M EPA 8015	07/09/14 05:33
Octacosane (Diesel Surrogate)	114		% Recovery	M EPA 8015	07/08/14 19:48



Report Number : 88565

Date : 07/11/2014

Project Name : **Rolls-Royce Engine Test Facility**

Project Number : **25-948218.1**

Sample : **MW-12**

Matrix : Water

Lab Number : 88565-13

Sample Date :06/26/2014

Parameter	Measured Value	Method Reporting Limit	Units	Analysis Method	Date/Time Analyzed
Benzene	< 0.50	0.50	ug/L	EPA 8260B	07/01/14 16:30
Toluene	< 0.50	0.50	ug/L	EPA 8260B	07/01/14 16:30
Ethylbenzene	< 0.50	0.50	ug/L	EPA 8260B	07/01/14 16:30
Total Xylenes	< 0.50	0.50	ug/L	EPA 8260B	07/01/14 16:30
Methyl-t-butyl ether (MTBE)	< 0.50	0.50	ug/L	EPA 8260B	07/01/14 16:30
TPH as Gasoline	< 50	50	ug/L	EPA 8260B	07/01/14 16:30
Naphthalene	< 0.50	0.50	ug/L	EPA 8260B	07/01/14 16:30
1,2-Dichloroethane-d4 (Surr)	99.7		% Recovery	EPA 8260B	07/01/14 16:30
Toluene - d8 (Surr)	103		% Recovery	EPA 8260B	07/01/14 16:30
4-Bromofluorobenzene (Surr)	89.4		% Recovery	EPA 8260B	07/01/14 16:30
TPH as Diesel (Silica Gel)	< 50	50	ug/L	M EPA 8015	07/10/14 14:00
TPH as Jet Fuel	< 50	50	ug/L	M EPA 8015	07/10/14 14:30
TPH as Motor Oil	< 100	100	ug/L	M EPA 8015	07/10/14 14:30
Octacosane (Silica Gel Surr)	120		% Recovery	M EPA 8015	07/10/14 14:00
Octacosane (Diesel Surrogate)	115		% Recovery	M EPA 8015	07/10/14 14:30



Report Number : 88565

Date : 07/11/2014

Project Name : **Rolls-Royce Engine Test Facility**

Project Number : **25-948218.1**

Sample : **MW-13**

Matrix : Water

Lab Number : 88565-14

Sample Date :06/26/2014

Parameter	Measured Value	Method Reporting Limit	Units	Analysis Method	Date/Time Analyzed
Benzene	0.73	0.50	ug/L	EPA 8260B	07/01/14 16:39
Toluene	< 0.50	0.50	ug/L	EPA 8260B	07/01/14 16:39
Ethylbenzene	< 0.50	0.50	ug/L	EPA 8260B	07/01/14 16:39
Total Xylenes	< 0.50	0.50	ug/L	EPA 8260B	07/01/14 16:39
Methyl-t-butyl ether (MTBE)	2.4	0.50	ug/L	EPA 8260B	07/01/14 16:39
TPH as Gasoline	340	50	ug/L	EPA 8260B	07/01/14 16:39
Naphthalene	0.60	0.50	ug/L	EPA 8260B	07/01/14 16:39
1,2-Dichloroethane-d4 (Surr)	97.6		% Recovery	EPA 8260B	07/01/14 16:39
Toluene - d8 (Surr)	97.3		% Recovery	EPA 8260B	07/01/14 16:39
4-Bromofluorobenzene (Surr)	98.1		% Recovery	EPA 8260B	07/01/14 16:39
TPH as Diesel (Silica Gel)	110	50	ug/L	M EPA 8015	07/09/14 09:57
TPH as Jet Fuel	1900	50	ug/L	M EPA 8015	07/09/14 05:04
(Note: Higher boiling hydrocarbons present, atypical for Jet Fuel.)					
TPH as Motor Oil	150	100	ug/L	M EPA 8015	07/10/14 13:18
(Note: Hydrocarbons are lower-boiling than typical Motor Oil)					
Octacosane (Silica Gel Surr)	125		% Recovery	M EPA 8015	07/09/14 09:57
Octacosane (Diesel Surrogate)	117		% Recovery	M EPA 8015	07/10/14 13:18



Report Number : 88565

Date : 07/11/2014

Project Name : **Rolls-Royce Engine Test Facility**

Project Number : **25-948218.1**

Sample : **MW-14**

Matrix : Water

Lab Number : 88565-15

Sample Date :06/26/2014

Parameter	Measured Value	Method Reporting Limit	Units	Analysis Method	Date/Time Analyzed
Benzene	< 0.50	0.50	ug/L	EPA 8260B	07/01/14 23:19
Toluene	< 0.50	0.50	ug/L	EPA 8260B	07/01/14 23:19
Ethylbenzene	< 0.50	0.50	ug/L	EPA 8260B	07/01/14 23:19
Total Xylenes	< 0.50	0.50	ug/L	EPA 8260B	07/01/14 23:19
Methyl-t-butyl ether (MTBE)	0.98	0.50	ug/L	EPA 8260B	07/01/14 23:19
TPH as Gasoline	< 50	50	ug/L	EPA 8260B	07/01/14 23:19
Naphthalene	< 0.50	0.50	ug/L	EPA 8260B	07/01/14 23:19
1,2-Dichloroethane-d4 (Surr)	99.8		% Recovery	EPA 8260B	07/01/14 23:19
Toluene - d8 (Surr)	99.4		% Recovery	EPA 8260B	07/01/14 23:19
4-Bromofluorobenzene (Surr)	96.8		% Recovery	EPA 8260B	07/01/14 23:19
TPH as Diesel (Silica Gel) (Note: Hydrocarbons are higher-boiling than typical Diesel Fuel.)	100	50	ug/L	M EPA 8015	07/09/14 04:35
TPH as Jet Fuel (Note: Higher boiling hydrocarbons present, atypical for Jet Fuel.)	950	50	ug/L	M EPA 8015	07/08/14 23:42
TPH as Motor Oil	650	100	ug/L	M EPA 8015	07/10/14 13:53
Octacosane (Silica Gel Surr)	112		% Recovery	M EPA 8015	07/09/14 04:35
Octacosane (Diesel Surrogate)	112		% Recovery	M EPA 8015	07/10/14 13:53



Report Number : 88565

Date : 07/11/2014

Project Name : **Rolls-Royce Engine Test Facility**

Project Number : **25-948218.1**

Sample : **MW-15**

Matrix : Water

Lab Number : 88565-16

Sample Date :06/26/2014

Parameter	Measured Value	Method Reporting Limit	Units	Analysis Method	Date/Time Analyzed
Benzene	< 0.50	0.50	ug/L	EPA 8260B	07/01/14 23:51
Toluene	< 0.50	0.50	ug/L	EPA 8260B	07/01/14 23:51
Ethylbenzene	< 0.50	0.50	ug/L	EPA 8260B	07/01/14 23:51
Total Xylenes	< 0.50	0.50	ug/L	EPA 8260B	07/01/14 23:51
Methyl-t-butyl ether (MTBE)	< 0.50	0.50	ug/L	EPA 8260B	07/01/14 23:51
TPH as Gasoline	< 50	50	ug/L	EPA 8260B	07/01/14 23:51
Naphthalene	< 0.50	0.50	ug/L	EPA 8260B	07/01/14 23:51
1,2-Dichloroethane-d4 (Surr)	98.0		% Recovery	EPA 8260B	07/01/14 23:51
Toluene - d8 (Surr)	98.6		% Recovery	EPA 8260B	07/01/14 23:51
4-Bromofluorobenzene (Surr)	94.5		% Recovery	EPA 8260B	07/01/14 23:51
TPH as Diesel (Silica Gel)	< 50	50	ug/L	M EPA 8015	07/09/14 04:48
TPH as Jet Fuel	71	50	ug/L	M EPA 8015	07/09/14 00:12
(Note: Higher boiling hydrocarbons present, atypical for Jet Fuel.)					
TPH as Motor Oil	100	100	ug/L	M EPA 8015	07/10/14 11:33
Octacosane (Silica Gel Surr)	118		% Recovery	M EPA 8015	07/09/14 04:48
Octacosane (Diesel Surrogate)	112		% Recovery	M EPA 8015	07/10/14 11:33



Report Number : 88565

Date : 07/11/2014

Project Name : **Rolls-Royce Engine Test Facility**

Project Number : **25-948218.1**

Sample : **MW-17**

Matrix : Water

Lab Number : 88565-17

Sample Date :06/26/2014

Parameter	Measured Value	Method Reporting Limit	Units	Analysis Method	Date/Time Analyzed
Benzene	< 0.50	0.50	ug/L	EPA 8260B	07/02/14 00:23
Toluene	< 0.50	0.50	ug/L	EPA 8260B	07/02/14 00:23
Ethylbenzene	< 0.50	0.50	ug/L	EPA 8260B	07/02/14 00:23
Total Xylenes	< 0.50	0.50	ug/L	EPA 8260B	07/02/14 00:23
Methyl-t-butyl ether (MTBE)	< 0.50	0.50	ug/L	EPA 8260B	07/02/14 00:23
TPH as Gasoline	< 50	50	ug/L	EPA 8260B	07/02/14 00:23
Naphthalene	< 0.50	0.50	ug/L	EPA 8260B	07/02/14 00:23
1,2-Dichloroethane-d4 (Surr)	99.4		% Recovery	EPA 8260B	07/02/14 00:23
Toluene - d8 (Surr)	98.4		% Recovery	EPA 8260B	07/02/14 00:23
4-Bromofluorobenzene (Surr)	96.0		% Recovery	EPA 8260B	07/02/14 00:23
TPH as Diesel (Silica Gel)	< 50	50	ug/L	M EPA 8015	07/09/14 05:23
TPH as Jet Fuel	70	50	ug/L	M EPA 8015	07/09/14 00:41
(Note: Higher boiling hydrocarbons present, atypical for Jet Fuel.)					
TPH as Motor Oil	< 100	100	ug/L	M EPA 8015	07/10/14 10:59
Octacosane (Silica Gel Surr)	109		% Recovery	M EPA 8015	07/09/14 05:23
Octacosane (Diesel Surrogate)	110		% Recovery	M EPA 8015	07/10/14 10:59



Report Number : 88565

Date : 07/11/2014

Project Name : **Rolls-Royce Engine Test Facility**

Project Number : **25-948218.1**

Sample : **MW-18**

Matrix : Water

Lab Number : 88565-18

Sample Date :06/26/2014

Parameter	Measured Value	Method Reporting Limit	Units	Analysis Method	Date/Time Analyzed
Benzene	< 0.50	0.50	ug/L	EPA 8260B	07/02/14 00:55
Toluene	< 0.50	0.50	ug/L	EPA 8260B	07/02/14 00:55
Ethylbenzene	< 0.50	0.50	ug/L	EPA 8260B	07/02/14 00:55
Total Xylenes	1.0	0.50	ug/L	EPA 8260B	07/02/14 00:55
Methyl-t-butyl ether (MTBE)	1.8	0.50	ug/L	EPA 8260B	07/02/14 00:55
TPH as Gasoline	600	50	ug/L	EPA 8260B	07/02/14 00:55
Naphthalene	< 0.80	0.80	ug/L	EPA 8260B	07/02/14 00:55
1,2-Dichloroethane-d4 (Surr)	98.9		% Recovery	EPA 8260B	07/02/14 00:55
Toluene - d8 (Surr)	99.5		% Recovery	EPA 8260B	07/02/14 00:55
4-Bromofluorobenzene (Surr)	99.2		% Recovery	EPA 8260B	07/02/14 00:55
TPH as Diesel (Silica Gel)	100000	5000	ug/L	M EPA 8015	07/10/14 14:27
(Note: Lower boiling hydrocarbons present, atypical for Diesel Fuel.)					
TPH as Jet Fuel	110000	5000	ug/L	M EPA 8015	07/10/14 15:28
TPH as Motor Oil	150000	5000	ug/L	M EPA 8015	07/10/14 15:28
Octacosane (Silica Gel Surr)	Diluted Out		% Recovery	M EPA 8015	07/10/14 14:27
Octacosane (Diesel Surrogate)	Diluted Out		% Recovery	M EPA 8015	07/10/14 15:28



Report Number : 88565

Date : 07/11/2014

Project Name : **Rolls-Royce Engine Test Facility**

Project Number : **25-948218.1**

Sample : **NPORD-MW-3**

Matrix : Water

Lab Number : 88565-19

Sample Date :06/26/2014

Parameter	Measured Value	Method Reporting Limit	Units	Analysis Method	Date/Time Analyzed
Benzene	< 0.50	0.50	ug/L	EPA 8260B	07/01/14 22:50
Toluene	< 0.50	0.50	ug/L	EPA 8260B	07/01/14 22:50
Ethylbenzene	< 0.50	0.50	ug/L	EPA 8260B	07/01/14 22:50
Total Xylenes	< 0.50	0.50	ug/L	EPA 8260B	07/01/14 22:50
Methyl-t-butyl ether (MTBE)	< 0.50	0.50	ug/L	EPA 8260B	07/01/14 22:50
TPH as Gasoline	< 50	50	ug/L	EPA 8260B	07/01/14 22:50
Naphthalene	< 0.50	0.50	ug/L	EPA 8260B	07/01/14 22:50
1,2-Dichloroethane-d4 (Surr)	97.8		% Recovery	EPA 8260B	07/01/14 22:50
Toluene - d8 (Surr)	99.1		% Recovery	EPA 8260B	07/01/14 22:50
4-Bromofluorobenzene (Surr)	104		% Recovery	EPA 8260B	07/01/14 22:50
TPH as Diesel (Silica Gel)	< 50	50	ug/L	M EPA 8015	07/10/14 23:24
TPH as Jet Fuel	< 50	50	ug/L	M EPA 8015	07/10/14 13:01
TPH as Motor Oil	< 100	100	ug/L	M EPA 8015	07/10/14 13:01
Octacosane (Silica Gel Surr)	109		% Recovery	M EPA 8015	07/10/14 23:24
Octacosane (Diesel Surrogate)	128		% Recovery	M EPA 8015	07/10/14 13:01



Report Number : 88565

Date : 07/11/2014

Project Name : **Rolls-Royce Engine Test Facility**

Project Number : **25-948218.1**

Sample : **NPORD-MW-4**

Matrix : Water

Lab Number : 88565-20

Sample Date :06/26/2014

Parameter	Measured Value	Method Reporting Limit	Units	Analysis Method	Date/Time Analyzed
Benzene	< 0.50	0.50	ug/L	EPA 8260B	07/01/14 23:24
Toluene	< 0.50	0.50	ug/L	EPA 8260B	07/01/14 23:24
Ethylbenzene	< 0.50	0.50	ug/L	EPA 8260B	07/01/14 23:24
Total Xylenes	< 0.50	0.50	ug/L	EPA 8260B	07/01/14 23:24
Methyl-t-butyl ether (MTBE)	< 0.50	0.50	ug/L	EPA 8260B	07/01/14 23:24
TPH as Gasoline	< 50	50	ug/L	EPA 8260B	07/01/14 23:24
Naphthalene	< 0.50	0.50	ug/L	EPA 8260B	07/01/14 23:24
1,2-Dichloroethane-d4 (Surr)	100		% Recovery	EPA 8260B	07/01/14 23:24
Toluene - d8 (Surr)	99.4		% Recovery	EPA 8260B	07/01/14 23:24
4-Bromofluorobenzene (Surr)	104		% Recovery	EPA 8260B	07/01/14 23:24
TPH as Diesel (Silica Gel) (Note: Hydrocarbons are higher-boiling than typical Diesel Fuel.)	90	50	ug/L	M EPA 8015	07/08/14 18:58
TPH as Jet Fuel (Note: Higher boiling hydrocarbons present, atypical for Jet Fuel.)	520	50	ug/L	M EPA 8015	07/10/14 14:59
TPH as Motor Oil	260	100	ug/L	M EPA 8015	07/10/14 14:59
Octacosane (Silica Gel Surr)	119		% Recovery	M EPA 8015	07/08/14 18:58
Octacosane (Diesel Surrogate)	110		% Recovery	M EPA 8015	07/10/14 14:59

QC Report : Method Blank Data

Project Name : Rolls-Royce Engine Test Facility

Project Number : 25-948218.1

Parameter	Measured Value	Method Reporting Limit	Units	Analysis Method	Date Analyzed
TPH as Diesel (Silica Gel)	< 50	50	ug/L	M EPA 8015	07/08/2014
TPH as Jet Fuel	< 50	50	ug/L	M EPA 8015	07/08/2014
TPH as Motor Oil	< 100	100	ug/L	M EPA 8015	07/08/2014
Octacosane (Diesel Surrogate)	97.7		%	M EPA 8015	07/08/2014
Octacosane (Silica Gel Surr)	114		%	M EPA 8015	07/08/2014
TPH as Diesel (Silica Gel)	< 50	50	ug/L	M EPA 8015	07/11/2014
Octacosane (Silica Gel Surr)	103		%	M EPA 8015	07/11/2014
Benzene	< 0.50	0.50	ug/L	EPA 8260B	07/01/2014
Ethylbenzene	< 0.50	0.50	ug/L	EPA 8260B	07/01/2014
Toluene	< 0.50	0.50	ug/L	EPA 8260B	07/01/2014
Total Xylenes	< 0.50	0.50	ug/L	EPA 8260B	07/01/2014
Methyl-t-butyl ether (MTBE)	< 0.50	0.50	ug/L	EPA 8260B	07/01/2014
TPH as Gasoline	< 50	50	ug/L	EPA 8260B	07/01/2014
Naphthalene	< 0.50	0.50	ug/L	EPA 8260B	07/01/2014
1,2-Dichloroethane-d4 (Surr)	98.7		%	EPA 8260B	07/01/2014
4-Bromofluorobenzene (Surr)	96.5		%	EPA 8260B	07/01/2014
Toluene - d8 (Surr)	99.5		%	EPA 8260B	07/01/2014
Benzene	< 0.50	0.50	ug/L	EPA 8260B	07/01/2014
Ethylbenzene	< 0.50	0.50	ug/L	EPA 8260B	07/01/2014
Toluene	< 0.50	0.50	ug/L	EPA 8260B	07/01/2014
Total Xylenes	< 0.50	0.50	ug/L	EPA 8260B	07/01/2014
Methyl-t-butyl ether (MTBE)	< 0.50	0.50	ug/L	EPA 8260B	07/01/2014
TPH as Gasoline	< 50	50	ug/L	EPA 8260B	07/01/2014
Naphthalene	< 0.50	0.50	ug/L	EPA 8260B	07/01/2014
1,2-Dichloroethane-d4 (Surr)	96.0		%	EPA 8260B	07/01/2014
4-Bromofluorobenzene (Surr)	97.6		%	EPA 8260B	07/01/2014
Toluene - d8 (Surr)	98.1		%	EPA 8260B	07/01/2014

Parameter	Measured Value	Method Reporting Limit	Units	Analysis Method	Date Analyzed
Benzene	< 0.50	0.50	ug/L	EPA 8260B	07/01/2014
Ethylbenzene	< 0.50	0.50	ug/L	EPA 8260B	07/01/2014
Toluene	< 0.50	0.50	ug/L	EPA 8260B	07/01/2014
Total Xylenes	< 0.50	0.50	ug/L	EPA 8260B	07/01/2014
Methyl-t-butyl ether (MTBE)	< 0.50	0.50	ug/L	EPA 8260B	07/01/2014
TPH as Gasoline	< 50	50	ug/L	EPA 8260B	07/01/2014
Naphthalene	< 0.50	0.50	ug/L	EPA 8260B	07/01/2014
1,2-Dichloroethane-d4 (Surr)	100		%	EPA 8260B	07/01/2014
4-Bromofluorobenzene (Surr)	94.7		%	EPA 8260B	07/01/2014
Toluene - d8 (Surr)	100		%	EPA 8260B	07/01/2014
Benzene	< 0.50	0.50	ug/L	EPA 8260B	07/01/2014
Ethylbenzene	< 0.50	0.50	ug/L	EPA 8260B	07/01/2014
Toluene	< 0.50	0.50	ug/L	EPA 8260B	07/01/2014
Total Xylenes	< 0.50	0.50	ug/L	EPA 8260B	07/01/2014
Methyl-t-butyl ether (MTBE)	< 0.50	0.50	ug/L	EPA 8260B	07/01/2014
TPH as Gasoline	< 50	50	ug/L	EPA 8260B	07/01/2014
Naphthalene	< 0.50	0.50	ug/L	EPA 8260B	07/01/2014
1,2-Dichloroethane-d4 (Surr)	101		%	EPA 8260B	07/01/2014
4-Bromofluorobenzene (Surr)	103		%	EPA 8260B	07/01/2014
Toluene - d8 (Surr)	100		%	EPA 8260B	07/01/2014

QC Report : Matrix Spike/ Matrix Spike Duplicate

Report Number : 88565

Date : 07/11/2014

Project Name : **Rolls-Royce Engine Test Facility**

Project Number : **25-948218.1**

Parameter	Spiked Sample	Sample Value	Spike Level	Spike Dup. Level	Spiked Sample Value	Duplicate Spiked Sample Value	Units	Analysis Method	Date Analyzed	Spiked Sample Percent Recov.	Duplicate Spiked Sample Percent Recov.	Relative Percent Diff.	Spiked Sample Percent Recov. Limit	Relative Percent Diff. Limit
Benzene														
Ethylbenzene	88554-02	<0.50	40.0	40.0	40.2	39.6	ug/L	EPA 8260B	7/1/14	100	99.1	1.41	70.0-130	25
Methyl-t-butyl ether	88554-02	<0.50	40.0	40.0	41.8	40.5	ug/L	EPA 8260B	7/1/14	104	101	2.98	70.0-130	25
Naphthalene	88554-02	<0.50	40.1	40.1	43.4	43.4	ug/L	EPA 8260B	7/1/14	108	108	0.109	70.0-130	25
P + M Xylene	88554-02	<0.50	40.0	40.0	42.8	42.6	ug/L	EPA 8260B	7/1/14	107	106	0.664	70.0-130	25
Toluene	88554-02	<0.50	40.0	40.0	41.3	40.4	ug/L	EPA 8260B	7/1/14	103	101	1.97	70.0-130	25
	88554-02	<0.50	40.0	40.0	40.9	40.4	ug/L	EPA 8260B	7/1/14	102	101	1.43	70.0-130	25
Benzene														
Ethylbenzene	88573-02	<0.50	40.0	40.0	39.8	39.8	ug/L	EPA 8260B	7/1/14	99.6	99.4	0.250	70.0-130	25
Methyl-t-butyl ether	88573-02	<0.50	40.0	40.0	41.1	40.0	ug/L	EPA 8260B	7/1/14	103	100	2.62	70.0-130	25
	88573-02	<0.50	40.1	40.1	44.2	46.6	ug/L	EPA 8260B	7/1/14	110	116	5.28	70.0-130	25

QC Report : Matrix Spike/ Matrix Spike Duplicate

Report Number : 88565

Date : 07/11/2014

Project Name : **Rolls-Royce Engine Test Facility**

Project Number : **25-948218.1**

Parameter	Spiked Sample	Sample Value	Spike Level	Spike Dup. Level	Spiked Sample Value	Duplicate Spiked Sample Value	Units	Analysis Method	Date Analyzed	Spiked Sample Percent Recov.	Duplicate Spiked Sample Percent Recov.	Relative Percent Diff.	Spiked Sample Percent Recov. Limit	Relative Percent Diff. Limit
Naphthalene														
P + M Xylene	88573-02	<0.50	40.0	40.0	42.6	41.8	ug/L	EPA 8260B	7/1/14	107	104	1.95	70.0-130	25
Toluene	88573-02	<0.50	40.0	40.0	40.9	40.0	ug/L	EPA 8260B	7/1/14	102	99.9	2.26	70.0-130	25
	88573-02	<0.50	40.0	40.0	40.6	40.2	ug/L	EPA 8260B	7/1/14	101	100	0.921	70.0-130	25
Benzene														
Ethylbenzene	88554-06	1.4	40.0	40.0	38.9	42.1	ug/L	EPA 8260B	7/1/14	93.7	102	8.08	70.0-130	25
Methyl-t-butyl ether	88554-06	49	40.0	40.0	102	95.9	ug/L	EPA 8260B	7/1/14	132	116	12.7	70.0-130	25
Naphthalene	88554-06	<0.50	40.1	40.1	30.9	34.6	ug/L	EPA 8260B	7/1/14	77.1	86.2	11.2	70.0-130	25
P + M Xylene	88554-06	22	40.0	40.0	65.5	60.3	ug/L	EPA 8260B	7/1/14	110	96.6	12.8	70.0-130	25
Toluene	88554-06	110	40.0	40.0	165	109	ug/L	EPA 8260B	7/1/14	138	0.00	200	70.0-130	25
	88554-06	1.8	40.0	40.0	39.2	39.5	ug/L	EPA 8260B	7/1/14	93.4	94.2	0.826	70.0-130	25

QC Report : Matrix Spike/ Matrix Spike Duplicate

Report Number : 88565

Date : 07/11/2014

Project Name : **Rolls-Royce Engine Test Facility**

Project Number : **25-948218.1**

Parameter	Spiked Sample	Sample Value	Spike Level	Spike Dup. Level	Spiked Sample Value	Duplicate Spiked Sample Value	Units	Analysis Method	Date Analyzed	Spiked Sample Percent Recov.	Duplicate Spiked Sample Percent Recov.	Relative Percent Diff.	Spiked Sample Percent Recov. Limit	Relative Percent Diff. Limit
Benzene														
Ethylbenzene	88573-10	<0.50	40.0	40.0	40.4	39.6	ug/L	EPA 8260B	7/1/14	101	99.1	1.86	70.0-130	25
Methyl-t-butyl ether	88573-10	<0.50	40.0	40.0	40.3	40.7	ug/L	EPA 8260B	7/1/14	101	102	1.09	70.0-130	25
Naphthalene	88573-10	<0.50	40.1	40.1	42.7	42.1	ug/L	EPA 8260B	7/1/14	106	105	1.52	70.0-130	25
P + M Xylene	88573-10	<0.50	40.0	40.0	42.2	41.8	ug/L	EPA 8260B	7/1/14	106	104	1.00	70.0-130	25
Toluene	88573-10	<0.50	40.0	40.0	42.2	41.8	ug/L	EPA 8260B	7/1/14	106	104	0.929	70.0-130	25
	88573-10	<0.50	40.0	40.0	41.3	40.7	ug/L	EPA 8260B	7/1/14	103	102	1.38	70.0-130	25
Benzene														
Ethylbenzene	88554-07	<0.50	40.0	40.0	43.2	43.7	ug/L	EPA 8260B	7/1/14	108	109	1.07	70.0-130	25
Methyl-t-butyl ether	88554-07	<0.50	40.0	40.0	43.9	44.1	ug/L	EPA 8260B	7/1/14	110	110	0.350	70.0-130	25
	88554-07	<0.50	40.1	40.1	40.8	41.8	ug/L	EPA 8260B	7/1/14	102	104	2.21	70.0-130	25

QC Report : Matrix Spike/ Matrix Spike Duplicate

Report Number : 88565

Date : 07/11/2014

Project Name : **Rolls-Royce Engine Test Facility**

Project Number : **25-948218.1**

Parameter	Spiked Sample	Sample Value	Spike Level	Spike Dup. Level	Spiked Sample Value	Duplicate Spiked Sample Value	Units	Analysis Method	Date Analyzed	Spiked Sample Percent Recov.	Duplicate Spiked Sample Percent Recov.	Relative Percent Diff.	Spiked Sample Percent Recov. Limit	Relative Percent Diff. Limit
Naphthalene	88554-07	<0.50	40.0	40.0	40.5	41.2	ug/L	EPA 8260B	7/1/14	101	103	1.67	70.0-130	25
P + M Xylene	88554-07	<0.50	40.0	40.0	41.8	41.8	ug/L	EPA 8260B	7/1/14	104	104	0.162	70.0-130	25
Toluene	88554-07	<0.50	40.0	40.0	45.0	45.0	ug/L	EPA 8260B	7/1/14	112	112	0.0635	70.0-130	25
TPH-D (Si Gel)														
TPH as Diesel	88565-10	630	1000	1000	1340	1200	ug/L	M EPA 8015	7/8/14	71.0	57.6	20.8	70-130	25
	88565-10	810	1000	1000	1820	1590	ug/L	M EPA 8015	7/8/14	101	77.9	25.6	70-130	25
TPH-D (Si Gel)	88641-06	<50	1000	1000	809	822	ug/L	M EPA 8015	7/11/14	80.9	82.2	1.60	70-130	25

QC Report : Laboratory Control Sample (LCS)

Report Number : 88565

Date : 07/11/2014

Project Name : **Rolls-Royce Engine Test Facility**

Project Number : **25-948218.1**

Parameter	Spike Level	Units	Analysis Method	Date Analyzed	LCS Percent Recov.	LCS Percent Recov. Limit
TPH as Diesel	1000	ug/L	M EPA 8015	7/8/14	103	70-130
TPH-D (Si Gel)	1000	ug/L	M EPA 8015	7/11/14	81.7	70-130
Benzene	39.9	ug/L	EPA 8260B	7/1/14	98.0	70.0-130
Ethylbenzene	39.9	ug/L	EPA 8260B	7/1/14	102	70.0-130
Methyl-t-butyl ether	40.0	ug/L	EPA 8260B	7/1/14	104	70.0-130
Naphthalene	39.9	ug/L	EPA 8260B	7/1/14	103	70.0-130
P + M Xylene	39.9	ug/L	EPA 8260B	7/1/14	102	70.0-130
TPH as Gasoline	483	ug/L	EPA 8260B	7/1/14	98.7	70.0-130
Toluene	39.9	ug/L	EPA 8260B	7/1/14	100	70.0-130
Benzene	40.1	ug/L	EPA 8260B	7/1/14	95.1	70.0-130
Ethylbenzene	40.1	ug/L	EPA 8260B	7/1/14	96.1	70.0-130
Methyl-t-butyl ether	40.2	ug/L	EPA 8260B	7/1/14	102	70.0-130
Naphthalene	40.1	ug/L	EPA 8260B	7/1/14	100	70.0-130
P + M Xylene	40.1	ug/L	EPA 8260B	7/1/14	96.0	70.0-130
TPH as Gasoline	485	ug/L	EPA 8260B	7/1/14	84.6	70.0-130
Toluene	40.1	ug/L	EPA 8260B	7/1/14	95.7	70.0-130
Benzene	40.0	ug/L	EPA 8260B	7/1/14	102	70.0-130

QC Report : Laboratory Control Sample (LCS)

Report Number : 88565

Date : 07/11/2014

Project Name : **Rolls-Royce Engine Test Facility**

Project Number : **25-948218.1**

Parameter	Spike Level	Units	Analysis Method	Date Analyzed	LCS Percent Recov.	LCS Percent Recov. Limit
Ethylbenzene	40.0	ug/L	EPA 8260B	7/1/14	99.7	70.0-130
Methyl-t-butyl ether	40.1	ug/L	EPA 8260B	7/1/14	83.7	70.0-130
Naphthalene	40.0	ug/L	EPA 8260B	7/1/14	106	70.0-130
P + M Xylene	40.0	ug/L	EPA 8260B	7/1/14	98.8	70.0-130
TPH as Gasoline	483	ug/L	EPA 8260B	7/1/14	110	70.0-130
Toluene	40.0	ug/L	EPA 8260B	7/1/14	101	70.0-130
Benzene	39.9	ug/L	EPA 8260B	7/1/14	98.0	70.0-130
Ethylbenzene	39.9	ug/L	EPA 8260B	7/1/14	98.5	70.0-130
Methyl-t-butyl ether	40.0	ug/L	EPA 8260B	7/1/14	100	70.0-130
Naphthalene	39.9	ug/L	EPA 8260B	7/1/14	102	70.0-130
P + M Xylene	39.9	ug/L	EPA 8260B	7/1/14	103	70.0-130
TPH as Gasoline	485	ug/L	EPA 8260B	7/1/14	86.0	70.0-130
Toluene	39.9	ug/L	EPA 8260B	7/1/14	99.3	70.0-130
Benzene	40.2	ug/L	EPA 8260B	7/1/14	109	70.0-130
Ethylbenzene	40.2	ug/L	EPA 8260B	7/1/14	110	70.0-130
Methyl-t-butyl ether	40.3	ug/L	EPA 8260B	7/1/14	102	70.0-130
Naphthalene	40.2	ug/L	EPA 8260B	7/1/14	102	70.0-130
P + M Xylene	40.2	ug/L	EPA 8260B	7/1/14	104	70.0-130
TPH as Gasoline	482	ug/L	EPA 8260B	7/1/14	95.0	70.0-130
Toluene	40.2	ug/L	EPA 8260B	7/1/14	113	70.0-130

SAMPLE RECEIPT CHECKLIST

SRG #: 88565

Sample Receipt	Initials/Date: <u>TJB 062714</u>	Storage Time: <u>1403</u>	Sample Login	Initials/Date: <u>Ed 063014</u>
TAT: <input checked="" type="checkbox"/> Standard <input type="checkbox"/> Rush <input type="checkbox"/> Split <input type="checkbox"/> None		Method of Receipt: <input type="checkbox"/> Courier <input checked="" type="checkbox"/> Over-the-counter <input type="checkbox"/> Shipped		
Temp °C <u>0.0</u> <input type="checkbox"/> N/A	Therm ID <u>IR-3</u>	Time <u>1352</u>	Coolant present <input checked="" type="checkbox"/> Yes <input type="checkbox"/> No	<input type="checkbox"/> Water <input type="checkbox"/> Temp Excursion
For Shipments Only:	Cooler Receipt Initials/Date/Time:		Custody Seals <input type="checkbox"/> N/A <input type="checkbox"/> Intact <input type="checkbox"/> Broken	

Chain-of-Custody:	Yes	No
Is COC present?	<input checked="" type="checkbox"/>	
Is COC signed by relinquisher?	<input checked="" type="checkbox"/>	
Is COC dated by relinquisher?	<input checked="" type="checkbox"/>	
Is the sampler's name on the COC?	<input checked="" type="checkbox"/>	
Are there analyses or hold for all samples?	<input checked="" type="checkbox"/>	

Documented on	COC	Labels	Discrepancies:
Sample ID	<input checked="" type="checkbox"/>	<input checked="" type="checkbox"/>	
Project ID	<input checked="" type="checkbox"/>	<input checked="" type="checkbox"/>	
Sample Date	<input checked="" type="checkbox"/>		No sample date recorded on sample-14 WA 07 label.
Sample Time	<input checked="" type="checkbox"/>	<input checked="" type="checkbox"/>	
Does COC match project history?			<input type="checkbox"/> N/A <input type="checkbox"/> Yes <input checked="" type="checkbox"/> No

Samples:	N/A	Yes	No
Are sample custody seals intact?	<input checked="" type="checkbox"/>		
Are sample containers intact?		<input checked="" type="checkbox"/>	
Is preservation documented?		<input checked="" type="checkbox"/>	
In-house Analysis:	N/A	Yes	No
Are preservatives acceptable?		<input checked="" type="checkbox"/>	
Are samples within holding time?		<input checked="" type="checkbox"/>	
Are sample container types correct?		<input checked="" type="checkbox"/>	
Is there adequate sample volume?		<input checked="" type="checkbox"/>	

Comments:

Sample -03 VOA04-07 contain bubbles. Ed 063014 2030

Sample -05 VOA01-07 contain bubbles. Ed 063014 2032

Sample -03 VOA01-07 contain sediment. Ed 063014 2033

Sample -06 VOA01-07 contain bubbles. Ed 063014 2035

Sample -07 VOA02-07 contain bubbles. Ed 063014 2036

Sample -08 VOA03-07 contain bubbles. Ed 063014 2037

Sample -09 VOA06-07 contain bubbles. Ed 063014 2038

Sample -10 VOA04-07 contain bubbles. Ed 063014 2040

Sample -11 VOA06-07 contain bubbles. Ed 063014 2100

Samples -14 + -15 VOA01-07 contain bubbles. Ed 063014 2110

Samples -17 + -19 VOA04-07 contain bubbles. Ed 063014 2115

Sample -20 VOA03-07 contain bubbles. Ed 063014 2118

CS Required:

Proceed With Analysis: YES NO Init/Date:

Client Communication:

Sample -30 WA 07 contains foreign matter. Ed 063014 2137

Page 33 of 33

88565

Global ID #: T06019775776

Yes
 No



Chain-of-Custody-Record

<p>Direct Bill To: Douglas Lee Gettler-Ryan Inc. 6805 Sierra Court Suite G Dublin, CA 94568</p>	<p>Facility <u>Rolls-Royce Engine Test Facility</u> Facility Address: <u>6701 Old Earhart Road, Oakland, CA</u> Consultant Project #: <u>25-948218.1</u> Consultant Name: <u>GETTLER-RYAN INC.</u> Address: <u>6805 Sierra Court Suite G, Dublin, CA 94568</u> Project Contact: (Name) <u>Douglas Lee</u> (Phone) <u>925-551-7444 x123</u> (e-mail) <u>dlee@grinc.com</u></p>	<p>(Name) <u>Douglas Lee</u> (Phone) <u>925-551-7444 x123</u> Laboratory Name: <u>Kiff Analytical</u> Laboratory Service Order: _____ Laboratory Service Code: _____ Samples Collected by: (Name) <u>Alex Wong</u> Signature: _____</p>
---	---	---

Sample I.D.	Number of Containers	Matrix S=Soil A=Air W=Water C=Charcoal	DATE/SAMPLE COLLECTION TIME	State Method: <input checked="" type="checkbox"/> CA <input type="checkbox"/> OR <input type="checkbox"/> WA <input type="checkbox"/> NW							Series <input type="checkbox"/> CO <input type="checkbox"/> UT <input type="checkbox"/> ID			Remarks
				TPH-Jet A Fuel (8015) (HCL)	TPH-MO (8015) (HCL)	TPH-DRO with Silica Gel Cleanup (8015) (HCL)	TPH-GRO/BTEX/MTBE/Naphthalene (8260) (HCL)	TPH-Jet A Fuel (8015) (NP)	TPH-MO (8015) (NP)	TPH-DRO with Silica Gel Cleanup (8015) (NP)	TPH-GRO/BTEX/MTBE/Naphthalene (8260) (NP)			
QA	2	W	6-26-14 / N/A											EDF NEEDED 1 of 2
MW-1	7	W	1010	X	X	X	X							Lab Sample No. 01
MW-2			1345											02
MW-3			1120											03
MW-4			0935											04
MW-5			0930											05
MW-6			1008											06
MW-7			1044											07
MW-8			1320											08
MW-9			1055											09
MW-10			1220											10
MW-11			1135											11
MW-12			1300											12
MW-13			1300											13

Relinquished By (Signature) 	Organization Gettler-Ryan	Date/Time 6-27-14	Received By (Signature) 	Organization	Date/Time	Iced (Y/N)	<p>Turn Around Time (Circle Choice)</p> <p>24 Hrs. 48 Hrs. 5 Days 10 Days As Contracted</p>
Relinquished By (Signature) 	Organization	Date/Time	Received By (Signature)	Organization	Date/Time	Iced (Y/N)	
Relinquished By (Signature) 	Organization	Date/Time	Received For Laboratory By (Signature) 	Organization KIFF Analytical LLC	Date/Time 06-27-14 1403	Iced (Y/N)	

Global ID #: T06019775776

Yes
 No



88565

Chain-of-Custody-Record

<p>Direct Bill To: Douglas Lee Gettler-Ryan Inc. 6805 Sierra Court Suite G Dublin, CA 94568</p>	<p>Facility <u>Rolls-Royce Engine Test Facility</u> Facility Address: <u>6701 Old Earhart Road, Oakland, CA</u> Consultant Project #: <u>25-948218.1</u> Consultant Name: <u>GETTLER-RYAN INC.</u> Address: <u>6805 Sierra Court Suite G, Dublin, CA 94568</u> Project Contact: (Name) <u>Douglas Lee</u> (Phone) <u>925-551-7444 x123</u> (e-mail) <u>dlee@grinc.com</u></p>	<p>(Name) <u>Douglas Lee</u> (Phone) <u>925-551-7444 x123</u> Laboratory Name: <u>Kiff Analytical</u> Laboratory Service Order: _____ Laboratory Service Code: _____ Samples Collected by: (Name) _____ Signature: <u>Alex Wong</u></p>
--	---	---

Sample I.D.	Number of Containers	Matrix S=Soil A=Air W=Water C=Charcoal	DATE/SAMPLE COLLECTION TIME	State Method: <input checked="" type="checkbox"/> CA <input type="checkbox"/> OR <input type="checkbox"/> WA <input type="checkbox"/> NV								Series <input type="checkbox"/> CO <input type="checkbox"/> UT <input type="checkbox"/> ID				Remarks
				TPH-Jet A Fuel (8015) (HCL)	TPH-MO (8015) (HCL)	TPH-DRO with Silica Gel Cleanup (8015) (HCL)	TPH-GRO/BTEX/MTBE/Naphthalene (8260) (HCL)	TPH-Jet A Fuel (8015) (NP)	TPH-MO (8015) (NP)	TPH-DRO with Silica Gel Cleanup (8015) (NP)	TPH-GRO/BTEX/MTBE/Naphthalene (8260) (NP)					
MW-14	7	W	6-26-14 / 1044	X	X	X	X									2 of 2
MW-15			1010													15
MW-17			0930													16
MW-18			1235													17
NPORDMW-3			1140													18
NPORDMW-4			1230													19
																20

Relinquished By (Signature) <u>[Signature]</u>	Organization Gettler-Ryan	Date/Time 6-27-14	Received By (Signature) <u>[Signature]</u>	Organization	Date/Time	Iced (Y/N)	Turn Around Time (Circle Choice) 24 Hrs. 48 Hrs. 5 Days 10 Days <u>As Contracted</u>
Relinquished By (Signature) <u>[Signature]</u>	Organization	Date/Time	Received By (Signature)	Organization	Date/Time	Iced (Y/N)	
Relinquished By (Signature) <u>[Signature]</u>	Organization	Date/Time	Received For Laboratory By (Signature) <u>[Signature]</u>	Organization	Date/Time 062714 1405	Iced (Y/N)	