

**RECEIVED**

8:47 am, May 11, 2011

Alameda County  
Environmental Health

May 5, 2011

Alameda County Environmental Health  
1131 Harbor Bay Parkway, Suite 250  
Alameda, CA 94502-6577


Subject: **Rolls-Royce Engine Services Test Facility**  
**6701 Old Earhart Road**  
**Oakland, California**  
**Alameda County Site #RO0002606**

I have reviewed the attached routine groundwater monitoring report dated May 10, 2011.

I agree with the conclusions and recommendation presented in the referenced report. The information in this report is accurate to the best of my knowledge. This report was prepared by Gettler-Ryan Incorporated, whose assistance and advice I have relied upon.

I declare under penalty of perjury that the foregoing is true and correct.

Sincerely,



Dave Goldberg  
Facilities HS&E Specialist



May 10, 2011

Ms. Donna Drogos  
Alameda County Environmental Health Department  
1131 Harbor Bay Parkway, Ste. 250  
Alameda, California 94502

**Subject: First Semi-Annual 2011 Event  
Groundwater Monitoring and Sampling Report  
Rolls-Royce Engine Services Test Facility  
6701 Old Earhart Road, Oakland, California  
Alameda County Site #RO0002606**

Ms. Drogos,

On behalf of Rolls-Royce Engine Services-Oakland Inc. (R-R), Gettler-Ryan Inc. (GR) has prepared this First Semi-Annual 2011 Event, Groundwater Monitoring and Sampling Report for the site referenced above. This report describes the field and analytical methods, provides a summary of groundwater monitoring results, and presents conclusions and recommendations regarding groundwater conditions at the site.

## **SITE LOCATION AND DESCRIPTION**

The subject site is located at 6701 Old Earhart Road, adjacent to the Metropolitan Oakland International Airport (MOIA)-North Field, Oakland, California (Figure 1). Topography in the vicinity of the subject site is relatively flat at an average elevation of approximately 7.5 feet above mean sea level. The closest surface water is within the tidal wetlands bordering the site to the east.

Pertinent site features consist of six engine test cells with auxiliary structures (sheds, pumphouse, waste water sumps, aboveground oil/water separator, control buildings, gas conditioning facility, air receivers, cooling towers, flare stack, etc), one 30,000-gallon aboveground liquefied petroleum fuel tank, one 10,000-gallon jet A fuel underground storage tank (UST) and two paired 8,000-gallon jet A fuel USTs. Pertinent site features and the location of the USTs are shown on Figure 2.

For site background and previous environmental investigation, please refer to GR report No. 25-948218.07, *Well Installation Report*, dated January 11, 2008.

## **GROUNDWATER MONITORING**

On March 21, 2011, GR personnel conducted quarterly groundwater monitoring of nineteen wells (MW-1 through MW-15, MW-17, MW-18, NPORD MW-3 and NPORD MW-4). Work at the site included measuring static groundwater levels, evaluating groundwater in the wells for the presence of petroleum hydrocarbons, and purging and sampling the wells for laboratory analysis. Groundwater monitoring and sampling were performed in accordance with GR Field Methods and Procedures, Groundwater Sampling (attached).

On March 21, 2011, GR collected depth to groundwater measurements in nineteen wells (MW-1 through MW-15, MW-17, MW-18, NPORD MW-3 and NPORD MW-4) and checked groundwater for the presence of Separate-Phase Hydrocarbons (SPH). Approximately 0.15 ft of SPH were observed in well MW-18. Approximately 0.03 gallon (100 milliliters) of SPH was bailed from well MW-18 and stored onsite in a 55-gallon DOT approved drum pending disposal. Water level data, groundwater elevations, and SPH thicknesses are presented in attached Table 1. SPH thicknesses and approximate SPH volumes purged are summarized in Table 3. Field data sheets for this event are attached.

At the request of R-R, PES Environmental, Incorporated (PES) has been periodically removing SPH present in well MW-18 through the use of absorbent socks. SPH removal logs prepared by PES for the most recent events are attached to this report.

Groundwater monitoring wells MW-1 through MW-15, MW-17, NPORD MW-3 and NPORD MW-4 were purged and sampled on the same date they were monitored. Well MW-18 was not sampled due to presence of 0.15 feet of SPH. Groundwater samples were submitted under chain-of-custody protocol to Kiff Analytical (NELAP #08263CA) of Davis, California. A copy of the laboratory analytical reports and chain-of-custody documents are attached. Purge water generated from the sampling activities was stored onsite in 55-gallon DOT approved drums pending disposal. GR understands that the disposal of water generated will be handled by R-R.

## **ANALYTICAL METHODS**

Groundwater samples were analyzed for Total Petroleum Hydrocarbons as gasoline (TPHg), Benzene, Toluene, Ethylbenzene, and total Xylenes (BTEX), Methyl-tert Butyl Ether (MtBE), and naphthalene by EPA Method 8260B, and for Total Petroleum Hydrocarbons as diesel (TPHd), Total Petroleum Hydrocarbons as motor oil (TPHmo), and Total Petroleum Hydrocarbons as jet fuel (TPHjf) by modified EPA Method 8015. Current and historic groundwater analytical results are presented in Tables 1 and 2.

## **RESULTS**

### **Groundwater Gradient**

On March 21, 2011, the groundwater flow direction was toward the south with a hydraulic gradient of 0.03 ft/ft. A Potentiometric Map is presented as Figure 3.

### **Analytical Results**

Concentrations of TPHg, TPHd, TPHmo, TPHjf, BTEX, MtBE and naphthalene were reported below the laboratory method detection limits in groundwater samples collected from wells MW-1, MW-2, MW-8, MW-12, MW-17 and NPORD MW-3.

TPHg was detected in the water sample collected from well MW-13 at a concentration of 260 parts per billion (ppb). Concentrations of TPHg were reported below the laboratory method detection limits in water samples collected from the remaining wells.

TPHd was detected in four wells at concentrations ranging from 76 ppb in well MW-13 to 670 ppb in well MW-5. Concentrations of TPHmo were detected in seven wells at levels ranging from 160 ppb in well MW-7 to 1,600 ppb in well MW-5. TPHjf was detected in twelve wells at concentrations ranging from 100 ppb in well MW-6 to 2,400 ppb in well MW-13.

BTEX constituents were reported as below the laboratory method detection limits in all of the wells, except for benzene detected in well MW-13 at a concentration of 1.0 ppb. MtBE was detected in wells

MW-13 and MW-14 at concentrations of 1.7 ppb and 1.3 ppb, respectively. Naphthalene was detected in well MW-13 at a concentration of 3.3 ppb. TPHg, TPHd, TPHmo and TPHjf concentrations are presented on Figure 4.

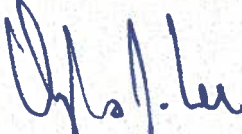
## **CONCLUSIONS AND RECOMMENDATIONS**

Based on the results of this groundwater monitoring and sampling event, GR concludes and recommends the following:


- Non-detectable concentrations of petroleum hydrocarbons were present in wells MW-1, MW-2, MW-12, and NPORD MW-3 located along the northeast edge of the site, and in wells MW-8 and MW-17;
- Detectable concentrations of TPHg appear limited to the vicinity of well MW-13;
- Separate-phase hydrocarbons continue to be limited to the vicinity of MW-18;
- Detectable concentrations of TPHd and TPHmo have predominantly decreased in the wells since the prior sampling event;
- TPHjf was present in a majority of the site wells at concentrations that mostly decreased since the prior event. The highest concentrations have historically been detected in the vicinity of Test Cells 1, 5, 6, and 7; and
- GR recommends the continuation of the current semi-annual monitoring and sampling program for the site. SPH will continue to be removed from well MW-18 on a periodic basis.

If you have any questions, please feel free to contact our Dublin office at (925) 551-7555.

Sincerely,  
**Gettler-Ryan Inc.**



Douglas J. Lee  
Project Manager, P.G. No. 6882



Attachments: Table 1, Groundwater Monitoring Results  
Table 2, Field Measurements and Groundwater Analytical Results  
Table 3, SPH Thickness and Volumes Purged - MW-18  
Figure 1, Vicinity Map  
Figure 2, Site Plan  
Figure 3, Potentiometric Map  
Figure 4, Concentration Map  
GR Field Methods and Procedures  
Field Data Sheets  
SPH Removal Logs  
Laboratory Analytical Report and Chain of Custody

CC: Dave Goldberg, Rolls-Royce Engine Services-Oakland Inc  
Dale Klettke, Port of Oakland

**Table 1**  
**Groundwater Monitoring Data and Analytical Results**  
Rolls-Royce Engine Services Test Facility  
6701 Old Earhart Road  
Oakland, California

WELL ID/ DATE	TOC* (ft.)	DTW (ft.)	SPHT (ft.)	GWE (msl)	TPH-G (µg/L)	TPH-D <sup>1</sup> (µg/L)	TPH-MO (µg/L)	TPH-JF (µg/L)	B (µg/L)	T (µg/L)	E (µg/L)	X (µg/L)	MTBE (µg/L)	Napthalene (µg/L)	SVOC (µg/L)
<b>MW-1</b>															
10/03/07	7.17	3.04	0.00	4.13	<50	<50	<100	<50	<0.50	<0.50	<0.50	<0.50	<0.50	<0.50	NA
03/14/08	7.17	3.02	0.00	4.15	<50	<50	<100	<50	<0.50	<0.50	<0.50	<0.50	<0.50	<0.50	NA
06/26/08	7.17	3.38	0.00	3.79	<50	<50	<100	51 <sup>7</sup>	<0.50	<0.50	<0.50	<0.50	<0.50	<0.50	NA
09/25/08	7.17	3.03	0.00	4.14	<50	<50	<100	<50	<0.50	<0.50	<0.50	<0.50	<0.50	<0.50	NA
12/19/08	7.17	2.82	0.00	4.35	<50	<50	<100	<50	<0.50	<0.50	<0.50	<0.50	<0.50	<0.50	NA
03/26/09	7.17	3.30	0.00	3.87	<50	<50	<100	<50	<0.50	<0.50	<0.50	<0.50	<0.50	<0.50	NA
06/24/09	7.17	2.57	0.00	4.60	<50	<50	<100	<50	<0.50	<0.50	<0.50	<0.50	<0.50	<0.50	NA
09/24/09	7.17	3.08	0.00	4.09	<50	<50	<100	<50	<0.50	<0.50	<0.50	<0.50	<0.50	<0.50	NA
01/15/10	7.17	2.21	0.00	4.96	<50	<50	<100	<50	<0.50	<0.50	<0.50	<0.50	<0.50	<0.50	NA
09/09/10	7.17	2.95	0.00	4.22	<50	<50	<100	<50	<0.50	<0.50	<0.50	<0.50	<0.50	<0.50	NA
<b>03/21/11</b>	<b>7.17</b>	<b>2.31</b>	<b>0.00</b>	<b>4.86</b>	<b>&lt;50</b>	<b>&lt;50</b>	<b>&lt;100</b>	<b>&lt;50</b>	<b>&lt;0.50</b>	<b>&lt;0.50</b>	<b>&lt;0.50</b>	<b>&lt;0.50</b>	<b>&lt;0.50</b>	<b>&lt;0.50</b>	<b>NA</b>
<b>MW-2</b>															
10/03/07	7.03	2.80	0.00	4.23	<50	<50	<100	<50	<0.50	<0.50	<0.50	<0.50	<0.50	<0.50	NA
03/14/08	7.03	2.94	0.00	4.09	<50	<50	<100	<50	<0.50	<0.50	<0.50	<0.50	<0.50	<0.50	NA
06/26/08	7.03	3.32	0.00	3.71	<50	<50	<100	97 <sup>7</sup>	<0.50	<0.50	<0.50	<0.50	<0.50	<0.50	NA
09/25/08	7.03	2.75	0.00	4.28	<50	<50	<100	410 <sup>16</sup>	<0.50	<0.50	<0.50	<0.50	<0.50	<0.50	NA
12/19/08	7.03	2.54	0.00	4.49	<50	<50	<100	<50	<0.50	<0.50	<0.50	<0.50	<0.50	<0.50	NA
03/26/09	7.03	3.15	0.00	3.88	<50	<50	<100	<50	<0.50	<0.50	<0.50	<0.50	<0.50	<0.50	NA
06/24/09	7.03	2.52	0.00	4.51	<50	<50	<100	<50	<0.50	<0.50	<0.50	<0.50	<0.50	<0.50	NA
09/24/09	7.03	2.87	0.00	4.16	<50	<50	<100	<50	<0.50	<0.50	<0.50	<0.50	<0.50	<0.50	NA
01/15/10	7.03	2.15	0.00	4.88	<50	<50	<100	<50	<0.50	<0.50	<0.50	<0.50	<0.50	<0.50	NA
09/09/10	7.03	2.79	0.00	4.24	<50	<50	<100	<50	<0.50	<0.50	<0.50	<0.50	<0.50	<0.50	NA
<b>03/21/11</b>	<b>7.03</b>	<b>1.92</b>	<b>0.00</b>	<b>5.11</b>	<b>&lt;50</b>	<b>&lt;50</b>	<b>&lt;100</b>	<b>&lt;50</b>	<b>&lt;0.50</b>	<b>&lt;0.50</b>	<b>&lt;0.50</b>	<b>&lt;0.50</b>	<b>&lt;0.50</b>	<b>&lt;0.50</b>	<b>NA</b>
<b>MW-3</b>															
10/02/07	6.73	4.56	0.00	2.17	<50	<50	<100	410	<0.50	<0.50	<0.50	<0.50	1.6 <sup>4</sup>	<0.50	NA
03/14/08	6.73	3.98	0.00	2.75	<50	<50	<100	120 <sup>9</sup>	<0.50	<0.50	<0.50	<0.50	0.99	<0.50	NA
06/26/08	6.73	4.21	0.00	2.52	<50	<50	<100	610 <sup>7</sup>	<0.50	1.7	<0.50	<0.50	0.93	<0.50	NA
09/25/08	6.73	4.25	0.00	2.48	<50	<50	<100	650 <sup>16</sup>	<0.50	<0.50	<0.50	<0.50	1.2	<0.50	NA
12/19/08	6.73	4.25	0.00	2.48	<50	<50	<100	520 <sup>18</sup>	<0.50	<0.50	<0.50	<0.50	1.2	<0.50	NA
03/26/09	6.73	3.82	0.00	2.91	<50	<50	<100	400 <sup>18</sup>	<0.50	<0.50	<0.50	<0.50	0.69	<0.50	NA
06/24/09	6.73	4.21	0.00	2.52	<50	<50	<100	460	<0.50	<0.50	<0.50	<0.50	0.80	<0.50	NA
09/24/09	6.73	4.33	0.00	2.40	<50	<50	<100	400	<0.50	<0.50	<0.50	<0.50	0.70	<0.50	NA

**Table 1**  
**Groundwater Monitoring Data and Analytical Results**  
Rolls-Royce Engine Services Test Facility  
6701 Old Earhart Road  
Oakland, California

WELL ID/ DATE	TOC* (ft.)	DTW (ft.)	SPHT (ft.)	GWE (msl)	TPH-G (µg/L)	TPH-D <sup>1</sup> (µg/L)	TPH-MO (µg/L)	TPH-JE (µg/L)	B (µg/L)	T (µg/L)	E (µg/L)	X (µg/L)	MTBE (µg/L)	Napthalene (µg/L)	SVOC (µg/L)
<b>MW-3 (cont.)</b>															
01/15/10	6.73	3.92	0.00	2.81	<50	<50	110	420 <sup>18</sup>	<0.50	<0.50	<0.50	<0.50	0.70	<0.50	NA
09/09/10	6.73	4.52	0.00	2.21	<50	<50	<100	450	<0.50	<0.50	<0.50	<0.50	0.62	<0.50	NA
<b>03/21/11</b>	<b>6.73</b>	<b>3.20</b>	<b>0.00</b>	<b>3.53</b>	<b>&lt;50</b>	<b>&lt;50</b>	<b>500</b>	<b>400</b>	<b>&lt;0.50</b>	<b>&lt;0.50</b>	<b>&lt;0.50</b>	<b>&lt;0.50</b>	<b>&lt;0.50</b>	<b>&lt;0.50</b>	<b>NA</b>
<b>MW-4</b>															
10/2/07 <sup>4</sup>	9.79	5.81	0.00	3.98	<50	86	<100	280	<0.50	0.63	<0.50	<0.50	<0.50	<0.50	NA
03/14/08	9.79	5.82	0.00	3.97	<50	3,300	2,400	3,400 <sup>7</sup>	<0.50	<0.50	<0.50	<0.50	<0.50	<0.50	NA
06/26/08	9.79	6.08	0.00	3.71	<50	2,300	1,900	2,700 <sup>7</sup>	<0.50	<0.50	<0.50	<0.50	<0.50	<0.50	NA
09/25/08	9.79	5.98	0.00	3.81	<50	1,600	1,400	2,100 <sup>16</sup>	<0.50	<0.50	<0.50	<0.50	<0.50	<0.50	NA
12/19/08	9.79	5.93	0.00	3.86	<50	<50 <sup>19</sup>	<100 <sup>19</sup>	440 <sup>18</sup>	<0.50	<0.50	<0.50	<0.50	<0.50	<0.50	NA
03/26/09	9.79	5.65	0.00	4.14	<50	720	550	1,000 <sup>18</sup>	<0.50	<0.50	<0.50	<0.50	<0.50	<0.50	NA
06/24/09	9.79	5.72	0.00	4.07	<50	<50	<100	480 <sup>18</sup>	<0.50	<0.50	<0.50	<0.50	<0.50	<0.50	NA
09/24/09	9.79	5.85	0.00	3.94	<50	1,300	1,100	1,700 <sup>18</sup>	<0.50	<0.50	<0.50	<0.50	<0.50	<0.50	NA
01/15/10	9.79	4.86	0.00	4.93	<50	210	280	580 <sup>18</sup>	<0.50	<0.50	<0.50	<0.50	<0.50	<0.50	<10 - <50 <sup>21,22</sup>
09/09/10	9.79	5.75	0.00	4.04	<50	380 <sup>6</sup>	510	680 <sup>18</sup>	<0.50	<0.50	<0.50	<0.50	<0.50	<0.50	NA
<b>03/21/11</b>	<b>9.79</b>	<b>4.95</b>	<b>0.00</b>	<b>4.84</b>	<b>&lt;50</b>	<b>&lt;50</b>	<b>&lt;100</b>	<b>220</b>	<b>&lt;0.50</b>	<b>&lt;0.50</b>	<b>&lt;0.50</b>	<b>&lt;0.50</b>	<b>&lt;0.50</b>	<b>&lt;0.50</b>	<b>NA</b>
<b>MW-5</b>															
10/02/07	8.35	4.75	0.00	3.60	<50	5,600	11,000	5,300	<0.50	<0.50	<0.50	<0.50	<0.50	<0.50	NA
03/14/08	8.35	4.40	0.00	3.95	<50	1,200 <sup>6</sup>	1,700	1,100 <sup>7</sup>	<0.50	<0.50	<0.50	<0.50	<0.50	<0.50	NA
06/26/08	8.35	4.68	0.00	3.67	<50	1,400 <sup>6</sup>	3,200	2,000 <sup>7</sup>	<0.50	<0.50	<0.50	<0.50	<0.50	<0.50	NA
09/25/08	8.35	4.52	0.00	3.83	<50	670 <sup>6</sup>	1,200	940 <sup>16</sup>	<0.50	<0.50	<0.50	<0.50	<0.50	<0.50	NA
12/19/08	8.35	4.43	0.00	3.92	<50	2,100 <sup>6</sup>	4,100	1,900 <sup>18</sup>	<0.50	<0.50	<0.50	<0.50	<0.50	<0.50	NA
03/26/09	8.35	4.25	0.00	4.10	<50	2,400 <sup>6</sup>	5,500	2,600 <sup>18</sup>	<0.50	<0.50	<0.50	<0.50	<0.50	<0.50	NA
06/24/09	8.35	4.38	0.00	3.97	<50	1,300 <sup>6</sup>	2,700	990 <sup>18</sup>	<0.50	<0.50	<0.50	<0.50	<0.50	<0.50	NA
09/24/09	8.35	4.47	0.00	3.88	<50	1,400 <sup>6</sup>	3,000	1,400 <sup>18</sup>	<0.50	<0.50	<0.50	<0.50	<0.50	<0.50	NA
01/15/10	8.35	3.47	0.00	4.88	<50	450 <sup>6</sup>	1,800	870 <sup>18</sup>	<0.50	<0.50	<0.50	<0.50	<0.50	<0.50	NA
09/09/10	8.35	4.34	0.00	4.01	<50	890 <sup>6</sup>	2,200	600 <sup>18</sup>	<0.50	<0.50	<0.50	<0.50	<0.50	<0.50	NA
<b>03/21/11</b>	<b>8.35</b>	<b>3.59</b>	<b>0.00</b>	<b>4.76</b>	<b>&lt;50</b>	<b>670<sup>6</sup></b>	<b>1,600</b>	<b>460<sup>18</sup></b>	<b>&lt;0.50</b>	<b>&lt;0.50</b>	<b>&lt;0.50</b>	<b>&lt;0.50</b>	<b>&lt;0.50</b>	<b>&lt;0.50</b>	<b>NA</b>

**Table 1**  
**Groundwater Monitoring Data and Analytical Results**  
Rolls-Royce Engine Services Test Facility  
6701 Old Earhart Road  
Oakland, California

WELL ID/ DATE	TOC* (ft.)	DTW (ft.)	SPHT (ft.)	GWE (msl)	TPH-G (µg/L)	TPH-D <sup>1</sup> (µg/L)	TPH-MO (µg/L)	TPH-JF (µg/L)	B (µg/L)	T (µg/L)	E (µg/L)	X (µg/L)	MTBE (µg/L)	Napthalene (µg/L)	SVOC (µg/L)
<b>MW-6</b>															
10/02/07	9.51	5.90	0.00	3.61	<50	3,000 <sup>6</sup>	7,700	2,500 <sup>7</sup>	<0.50	<0.50	0.86	1.1	<0.50	0.53	NA
03/14/08	9.51	5.55	0.00	3.96	<50	3,600 <sup>10</sup>	7,600	2,800 <sup>7</sup>	<0.50	<0.50	<0.50	<0.50	<0.50	<0.50	NA
06/26/08	9.51	5.80	0.00	3.71	<50	3,200 <sup>10</sup>	9,400	3,200 <sup>7</sup>	<0.50	<0.50	<0.50	<0.50	<0.50	<0.50	NA
09/25/08	9.51	5.69	0.00	3.82	<50	3,500 <sup>10</sup>	8,800	3,800 <sup>16</sup>	<0.50	<0.50	<0.50	<0.50	<0.50	<0.50	NA
12/19/08	9.51	5.43	0.00	4.08	<50	1,500 <sup>10</sup>	5,500	1,200 <sup>18</sup>	<0.50	<0.50	<0.50	<0.50	<0.50	<0.50	NA
03/26/09	9.51	5.38	0.00	4.13	<50	2,400 <sup>6</sup>	6,800	1,800 <sup>18</sup>	<0.50	<0.50	<0.50	<0.50	<0.50	<0.50	NA
06/24/09	9.51	5.46	0.00	4.05	<50	490 <sup>6</sup>	1,600	450 <sup>18</sup>	<0.50	<0.50	<0.50	<0.50	<0.50	<0.50	NA
09/24/09	9.51	5.60	0.00	3.91	<50	1,100 <sup>10</sup>	3,400	860 <sup>18</sup>	<0.50	<0.50	<0.50	<0.50	<0.50	<0.50	NA
01/15/10	9.51	4.57	0.00	4.94	<50	450 <sup>6</sup>	2,700	790 <sup>18</sup>	<0.50	<0.50	<0.50	<0.50	<0.50	<0.50	<10 - <50 <sup>21,22</sup>
09/09/10	9.51	5.45	0.00	4.06	<50	620 <sup>6</sup>	2,800	370 <sup>18</sup>	<0.50	<0.50	<0.50	<0.50	<0.50	<0.50	NA
<b>03/21/11</b>	<b>9.51</b>	<b>4.68</b>	<b>0.00</b>	<b>4.83</b>	<b>&lt;50</b>	<b>&lt;50</b>	<b>200</b>	<b>100<sup>18</sup></b>	<b>&lt;0.50</b>	<b>&lt;0.50</b>	<b>&lt;0.50</b>	<b>&lt;0.50</b>	<b>&lt;0.50</b>	<b>&lt;0.50</b>	<b>NA</b>
<b>MW-7</b>															
10/02/07	9.23	5.68	0.00	3.55	<50	12,000 <sup>6</sup>	34,000	9,100 <sup>7</sup>	<0.50	<0.50	<0.50	<0.50	<0.50	0.76	NA
03/14/08	9.23	5.32	0.00	3.91	<50	7,900 <sup>6</sup>	20,000	5,500 <sup>11</sup>	<0.50	<0.50	<0.50	<0.50	<0.50	3.5	NA
06/26/08	9.23	5.56	0.00	3.67	<50	3,300 <sup>6</sup>	10,000	3,300 <sup>7</sup>	<0.50	<0.50	<0.50	<0.50	<0.50	<0.50	NA
09/25/08	9.23	5.46	0.00	3.77	<50	5,300 <sup>10</sup>	13,000	6,000 <sup>16</sup>	<0.50	<0.50	<0.50	<0.50	<0.50	0.98	NA
12/19/08	9.23	5.38	0.00	3.85	<50	<50 <sup>19</sup>	<100 <sup>19</sup>	350 <sup>18</sup>	<0.50	<0.50	<0.50	<0.50	<0.50	<0.50	NA
03/26/09	9.23	5.11	0.00	4.12	<50	710 <sup>6</sup>	2,300	790 <sup>18</sup>	<0.50	<0.50	<0.50	<0.50	<0.50	<0.50	NA
06/24/09	9.23	5.22	0.00	4.01	<50	<50	<100	390	<0.50	<0.50	<0.50	<0.50	<0.50	<0.50	NA
09/24/09	9.23	5.38	0.00	3.85	<50	950 <sup>6</sup>	2,600	980 <sup>18</sup>	<0.50	<0.50	<0.50	<0.50	<0.50	<0.50	NA
01/15/10	9.23	4.38	0.00	4.85	<50	910 <sup>6</sup>	4,900	1,200 <sup>18</sup>	<0.50	<0.50	<0.50	<0.50	<0.50	<0.50	<10 - <50 <sup>21,22</sup>
09/09/10	9.23	5.25	0.00	3.98	<50	1,800 <sup>6</sup>	6,800	850 <sup>18</sup>	<0.50	<0.50	<0.50	<0.50	<0.50	<0.50	NA
<b>03/21/11</b>	<b>9.23</b>	<b>4.49</b>	<b>0.00</b>	<b>4.74</b>	<b>&lt;50</b>	<b>&lt;50</b>	<b>160</b>	<b>240<sup>18</sup></b>	<b>&lt;0.50</b>	<b>&lt;0.50</b>	<b>&lt;0.50</b>	<b>&lt;0.50</b>	<b>&lt;0.50</b>	<b>&lt;0.50</b>	<b>NA</b>
<b>MW-8</b>															
09/14/07	8.25	4.65	0.00	3.60	<50	790 <sup>3</sup>	2,700	1,000 <sup>2</sup>	<0.50	<0.50	<0.50	<0.50	<0.50	<0.50	NA
03/14/08	Not able to sample well-no access agreement between Rolls-Royce and Port of Oakland														
07/03/04	8.25	4.49	0.00	3.76	<50	1,200 <sup>6</sup>	4,400	1,800 <sup>7</sup>	<0.50	<0.50	<0.50	<0.50	<0.50	<0.50	NA
09/25/08	8.25	4.41	0.00	3.84	<50	<50	130	140 <sup>16</sup>	<0.50	<0.50	<0.50	<0.50	<0.50	<0.50	NA
12/19/08	8.25	4.31	0.00	3.94	<50	160 <sup>6</sup>	840	340 <sup>18</sup>	<0.50	<0.50	<0.50	<0.50	<0.50	<0.50	NA
03/26/09	8.25	4.05	0.00	4.20	<50	470 <sup>3</sup>	1,500	570 <sup>2</sup>	<0.50	<0.50	<0.50	<0.50	<0.50	<0.50	NA
06/24/09	8.25	4.21	0.00	4.04	<50	<50	<100	650 <sup>2</sup>	<0.50	<0.50	<0.50	<0.50	<0.50	<0.50	NA
09/24/09	8.25	4.32	0.00	3.93	<50	130 <sup>10</sup>	330	340 <sup>18</sup>	<0.50	<0.50	<0.50	<0.50	<0.50	<0.50	NA



**Table 1**  
**Groundwater Monitoring Data and Analytical Results**  
Rolls-Royce Engine Services Test Facility  
6701 Old Earhart Road  
Oakland, California

WELL ID/ DATE	TOC* (ft.)	DTW (ft.)	SPHT (ft.)	GWE (msl)	TPH-G (µg/L)	TPH-D <sup>1</sup> (µg/L)	TPH-MO (µg/L)	TPH-JF (µg/L)	B (µg/L)	T (µg/L)	E (µg/L)	X (µg/L)	MTBE (µg/L)	Napthalene (µg/L)	SVOC (µg/L)
<b>MW-8 (cont.)</b>															
01/15/10	8.25	3.57	0.00	4.68	<50	120 <sup>6</sup>	640	410 <sup>18</sup>	<0.50	<0.50	<0.50	<0.50	<0.50	<0.50	NA
09/09/10	8.25	4.17	0.00	4.08	<50	82 <sup>6</sup>	430	260 <sup>18</sup>	<0.50	<0.50	<0.50	<0.50	<0.50	<0.50	NA
<b>03/21/11</b>	<b>8.25</b>	<b>3.38</b>	<b>0.00</b>	<b>4.87</b>	<b>&lt;50</b>	<b>&lt;50</b>	<b>&lt;100</b>	<b>&lt;50</b>	<b>&lt;0.50</b>	<b>&lt;0.50</b>	<b>&lt;0.50</b>	<b>&lt;0.50</b>	<b>&lt;0.50</b>	<b>&lt;0.50</b>	<b>NA</b>
<b>MW-9</b>															
10/03/07	9.44	5.81	0.00	3.63	<50	7,700	10,000	6,700	<0.50	<0.50	<0.50	<0.50	<0.50 <sup>4</sup>	<0.50	NA
03/14/08	9.44	5.51	0.00	3.93	<50	6,400	8,000	4,000 <sup>7</sup>	<0.50	<0.50	<0.50	<0.50	<0.50	<0.50	NA
06/26/08	9.44	5.72	0.00	3.72	<50	1,600 <sup>10</sup>	1,800	1,800 <sup>7</sup>	<0.50	<0.50	<0.50	<0.50	<0.50	<0.50	NA
09/25/08	9.44	5.59	0.00	3.85	<50	5,900 <sup>10</sup>	9,300	6,300 <sup>16</sup>	<0.50	<0.50	<0.50	<0.50	<0.50	<0.50	NA
12/19/08	9.44	5.43	0.00	4.01	<50	4,100 <sup>6</sup>	8,500	4,000 <sup>18</sup>	<0.50	<0.50	<0.50	<0.50	<0.50	<0.50	NA
03/26/09	9.44	5.26	0.00	4.18	<50	6,900 <sup>6</sup>	9,700	5,600 <sup>18</sup>	<0.50	<0.50	<0.50	<0.50	<0.50	<0.50	NA
06/24/09	9.44	5.42	0.00	4.02	<50	2,900 <sup>6</sup>	5,200	1,800 <sup>18</sup>	<0.50	<0.50	<0.50	<0.50	<0.50	<0.50	NA
09/24/09	9.44	5.53	0.00	3.91	<50	600 <sup>10</sup>	1,100	720 <sup>18</sup>	<0.50	<0.50	<0.50	<0.50	<0.50	<0.50	NA
01/15/10	9.44	4.69	0.00	4.75	<50	1,300 <sup>6</sup>	3,100	1,600 <sup>18</sup>	<0.50	<0.50	<0.50	<0.50	<0.50	<0.50	<10 - <50 <sup>21,22</sup>
09/09/10	9.44	5.43	0.00	4.01	<50	1,900 <sup>6</sup>	4,500	960 <sup>18</sup>	<0.50	<0.50	<0.50	<0.50	<0.50	<0.50	NA
<b>03/21/11</b>	<b>9.44</b>	<b>4.58</b>	<b>0.00</b>	<b>4.86</b>	<b>&lt;50</b>	<b>280<sup>6</sup></b>	<b>780</b>	<b>460<sup>18</sup></b>	<b>&lt;0.50</b>	<b>&lt;0.50</b>	<b>&lt;0.50</b>	<b>&lt;0.50</b>	<b>&lt;0.50</b>	<b>&lt;0.50</b>	<b>NA</b>
<b>MW-10</b>															
10/03/07	7.51	3.89	0.00	3.62	110	4,200	1,300	4,500	<0.50	<0.50	<0.50	<0.50	<0.50 <sup>4</sup>	<0.50	NA
03/14/08	7.51	3.68	0.00	3.83	53	420	270	420 <sup>7</sup>	<0.50	<0.50	<0.50	<0.50	<0.50	0.50	NA
06/26/08	7.51	3.80	0.00	3.71	120	1,200	1,000	2,000	<0.50	<0.50	<0.50	<0.50	<0.50	5.0	NA
09/25/08	7.51	3.68	0.00	3.83	<50	3,100 <sup>10</sup>	2,200	3,600	<0.50	<0.50	<0.50	<0.50	<0.50	<0.50	NA
12/19/08	7.51	3.54	0.00	3.97	<50	1,700	1,200	1,900 <sup>18</sup>	<0.50	<0.50	<0.50	<0.50	<0.50	<0.50	NA
03/26/09	7.51	3.36	0.00	4.15	53	1,500 <sup>8</sup>	1,300	2,900	<0.50	<0.50	<0.50	<0.50	<0.50	1.8	NA
06/24/09	7.51	3.54	0.00	3.97	<50	710 <sup>8</sup>	750	1,400	<0.50	<0.50	<0.50	<0.50	<0.50	<0.50	NA
09/24/09	7.51	3.61	0.00	3.90	<50	480 <sup>10</sup>	600	1,100 <sup>18</sup>	<0.50	<0.50	<0.50	0.69	<0.50	<0.50	NA
01/15/10	7.51	2.81	0.00	4.70	<50	180	210	500 <sup>18</sup>	<0.50	<0.50	0.66	3.5	<0.50	3.4	<10 - <50 <sup>21,22</sup>
09/09/10	7.51	3.48	0.00	4.03	<50	66 <sup>8</sup>	<100	380 <sup>18</sup>	<0.50	<0.50	<0.50	<0.50	<0.50	1.6	NA
<b>03/21/11</b>	<b>7.51</b>	<b>2.70</b>	<b>0.00</b>	<b>4.81</b>	<b>&lt;50</b>	<b>&lt;50</b>	<b>&lt;100</b>	<b>610<sup>18</sup></b>	<b>&lt;0.50</b>	<b>&lt;0.50</b>	<b>&lt;0.50</b>	<b>&lt;0.50</b>	<b>&lt;0.50</b>	<b>&lt;0.50</b>	<b>NA</b>
<b>MW-11</b>															
10/03/07	7.60	4.01	0.00	3.59	80	250	490	610	<0.50	<0.50	<0.50	<0.50	<0.50 <sup>4</sup>	<0.50	NA
03/14/08	7.60	3.71	0.00	3.89	61	410 <sup>6</sup>	1,200	520 <sup>7</sup>	<0.50	<0.50	<0.50	<0.50	<0.50	<0.50	NA

**Table 1**  
**Groundwater Monitoring Data and Analytical Results**  
Rolls-Royce Engine Services Test Facility  
6701 Old Earhart Road  
Oakland, California

WELL ID/ DATE	TOC* (ft.)	DTW (ft.)	SPHT (ft.)	GWE (msl)	TPH-G (µg/L)	TPH-D <sup>1</sup> (µg/L)	TPH-MO (µg/L)	TPH-JF (µg/L)	B (µg/L)	T (µg/L)	E (µg/L)	X (µg/L)	MTBE (µg/L)	Napthalene (µg/L)	SVOC (µg/L)
<b>MW-11 (cont.)</b>															
06/26/08	7.60	3.92	0.00	3.68	<50	2,700 <sup>10</sup>	7,300	3,600 <sup>15</sup>	<0.50	<0.50	<0.50	<0.50	<0.50	<0.50	NA
09/25/08	7.60	3.82	0.00	3.78	<50	2,800 <sup>10</sup>	5,900	3,800 <sup>16</sup>	<0.50	<0.50	<0.50	<0.50	<0.50	<0.50	NA
12/19/08	7.60	3.71	0.00	3.89	<50	1,500 <sup>6</sup>	3,700	1,800 <sup>18</sup>	<0.50	<0.50	<0.50	<0.50	<0.50	<0.50	NA
03/26/09	7.60	3.49	0.00	4.11	<50	2,300 <sup>6</sup>	4,200	2,800 <sup>18</sup>	<0.50	<0.50	<0.50	<0.50	<0.50	<0.50	NA
06/24/09	7.60	3.70	0.00	3.90	<50	1,100 <sup>6</sup>	2,600	1,200 <sup>18</sup>	<0.50	<0.50	<0.50	<0.50	<0.50	<0.50	NA
09/24/09	7.60	3.37	0.00	4.23	<50	1,400 <sup>10</sup>	3,800	1,800 <sup>18</sup>	<0.50	<0.50	<0.50	<0.50	<0.50	<0.50	NA
01/15/10	7.60	3.02	0.00	4.58	<50	260 <sup>6</sup>	860	620 <sup>18</sup>	<0.50	<0.50	<0.50	<0.50	<0.50	<0.50	<10 - <50 <sup>21,22</sup>
09/09/10	7.60	3.63	0.00	3.97	<50	510 <sup>10</sup>	1,200	520 <sup>18</sup>	<0.50	<0.50	<0.50	<0.50	<0.50	<0.50	NA
<b>03/21/11</b>	<b>7.60</b>	<b>2.85</b>	<b>0.00</b>	<b>4.75</b>	<b>&lt;50</b>	<b>83<sup>6</sup></b>	<b>280</b>	<b>410<sup>18</sup></b>	<b>&lt;0.50</b>	<b>&lt;0.50</b>	<b>&lt;0.50</b>	<b>&lt;0.50</b>	<b>&lt;0.50</b>	<b>&lt;0.50</b>	<b>NA</b>
<b>MW-12</b>															
10/03/07	7.32	3.61	0.00	3.71	<50	<50	<100	<50	<0.50	<0.50	<0.50	<0.50	<0.50 <sup>4</sup>	<0.50	NA
03/14/08	7.32	3.35	0.00	3.97	<50	<50	<100	<50	<0.50	<0.50	<0.50	<0.50	<0.50	<0.50	NA
06/26/08	7.32	3.60	0.00	3.72	<50	<50	<100	<50	<0.50	<0.50	<0.50	<0.50	<0.50	<0.50	NA
09/25/08	7.32	3.50	0.00	3.82	<50	<50	<100	51 <sup>16</sup>	<0.50	<0.50	<0.50	<0.50	<0.50	<0.50	NA
12/19/08	7.32	3.09	0.00	4.23	<50	<50	<100	<50	<0.50	<0.50	<0.50	<0.50	<0.50	<0.50	NA
03/26/09	7.32	3.13	0.00	4.19	<50	<50	<100	<50	<0.50	<0.50	<0.50	<0.50	<0.50	<0.50	NA
06/24/09	7.32	3.21	0.00	4.11	<50	<50	<100	<50	<0.50	<0.50	<0.50	<0.50	<0.50	<0.50	NA
09/24/09	7.32	3.38	0.00	3.94	<50	<50	<100	<50	<0.50	<0.50	<0.50	<0.50	<0.50	<0.50	NA
01/15/10	7.32	2.80	0.00	4.52	<50	<50	<100	<50	<0.50	<0.50	<0.50	<0.50	<0.50	<0.50	NA
09/09/10	7.32	3.39	0.00	3.93	<50	<50	<100	<50	<0.50	<0.50	<0.50	<0.50	<0.50	<0.50	NA
<b>03/21/11</b>	<b>7.32</b>	<b>2.30</b>	<b>0.00</b>	<b>5.02</b>	<b>&lt;50</b>	<b>&lt;50</b>	<b>&lt;100</b>	<b>&lt;50</b>	<b>&lt;0.50</b>	<b>&lt;0.50</b>	<b>&lt;0.50</b>	<b>&lt;0.50</b>	<b>&lt;0.50</b>	<b>&lt;0.50</b>	<b>NA</b>
<b>MW-13</b>															
10/03/07	6.10	2.86	0.00	3.24	160	70 <sup>8</sup>	<100	660	<0.50	<0.50	<0.50	<0.50	1.2 <sup>4</sup>	1.7	NA
03/14/08	6.10	1.96	0.00	4.14	350 <sup>12</sup>	490	130 <sup>13</sup>	1,200	0.89	<0.50	<0.50	<0.50	2.0	8.9	NA
06/26/08	6.10	2.57	0.00	3.53	720	200 <sup>8</sup>	<100	4,100 <sup>15</sup>	2.0	<0.50	<0.50	0.60	3.3	3.3	NA
09/25/08	6.10	2.48	0.00	3.62	600	<200 <sup>17</sup>	130 <sup>13</sup>	1,900 <sup>16</sup>	1.2	<0.50	<0.50	<0.50	2.9	11	NA
12/19/08	6.10	2.68	0.00	3.42	280	130 <sup>8</sup>	<100	1,300 <sup>18</sup>	0.89	<0.50	<0.50	<0.50	1.7	4.8	NA
03/26/09	6.10	2.44	0.00	3.66	310	86	120 <sup>13</sup>	1,800 <sup>18</sup>	0.81	<0.50	<0.50	<0.50	1.7	2.2	NA
06/24/09	6.10	2.91	0.00	3.19	330	170 <sup>8</sup>	<100	2,000 <sup>19</sup>	1.0	<0.50	<0.50	<0.50	1.9	5.2	NA
09/24/09	6.10	2.81	0.00	3.29	380	180	130 <sup>13</sup>	5,400 <sup>18</sup>	1.5	<0.50	<0.50	<0.50	2.5	6.8	NA
01/15/10	6.10	1.58	0.00	4.52	230	140	<100	1,600 <sup>18</sup>	0.58	<0.50	<0.50	<0.50	1.4	3.1	NA

**Table 1**  
**Groundwater Monitoring Data and Analytical Results**  
Rolls-Royce Engine Services Test Facility  
6701 Old Earhart Road  
Oakland, California

WELL ID/ DATE	TOC* (ft.)	DTW (ft.)	SPHT (ft.)	GWE (msl)	TPH-G (µg/L)	TPH-D <sup>1</sup> (µg/L)	TPH-MO (µg/L)	TPH-JF (µg/L)	B (µg/L)	T (µg/L)	E (µg/L)	X (µg/L)	MTBE (µg/L)	Napthalene (µg/L)	SVOC (µg/L)
<b>MW-13 (cont.)</b>															
09/09/10	6.10	2.20	0.00	3.90	230	180 <sup>8</sup>	<100	1,400 <sup>18</sup>	0.95	<0.50	<0.50	<0.50	2.3	3.6	NA
<b>03/21/11</b>	<b>6.10</b>	<b>1.10</b>	<b>0.00</b>	<b>5.00</b>	<b>260</b>	<b>76<sup>8</sup></b>	<b>&lt;100</b>	<b>2,400<sup>18</sup></b>	<b>1.0</b>	<b>&lt;0.50</b>	<b>&lt;0.50</b>	<b>&lt;0.50</b>	<b>1.7</b>	<b>3.1</b>	<b>NA</b>
<b>MW-14</b>															
10/02/07	6.42	2.40	0.00	4.02	67	300	870	1,400	<0.50	<0.50	<0.50	<0.50	1.4 <sup>4</sup>	6.1	NA
03/14/08	6.42	2.44	0.00	3.98	50	250 <sup>6</sup>	350	500 <sup>7</sup>	<0.50	<0.50	<0.50	<0.50	1.7	5.0	NA
06/26/08	6.42	2.62	0.00	3.80	<50	570 <sup>10</sup>	2,700	2,000 <sup>15</sup>	<0.50	<0.50	<0.50	<0.50	1.4	3.1	NA
09/25/08	6.42	2.58	0.00	3.84	<50	510 <sup>10</sup>	1,700	1,800 <sup>16</sup>	<0.50	<0.50	<0.50	<0.50	1.0	<0.50	NA
12/19/08	6.42	2.14	0.00	4.28	<50	480 <sup>6</sup>	2,100	1,200 <sup>18</sup>	<0.50	<0.50	<0.50	<0.50	1.2	<0.50	NA
03/26/09	6.42	2.23	0.00	4.19	<50	79 <sup>6</sup>	540	1,000 <sup>18</sup>	<0.50	<0.50	<0.50	<0.50	0.89	<0.50	NA
06/24/09	6.42	2.33	0.00	4.09	<50	<50	290	1,100 <sup>18</sup>	<0.50	<0.50	<0.50	<0.50	1.2	0.52	NA
09/24/09	6.42	2.47	0.00	3.95	<50	88 <sup>10</sup>	350	1,200 <sup>18</sup>	<0.50	<0.50	<0.50	<0.50	0.83	<0.50	NA
01/15/10	6.42	1.95	0.00	4.47	<50	60 <sup>6</sup>	490	1,100 <sup>18</sup>	<0.50	<0.50	<0.50	<0.50	1.0	<0.50	NA
09/09/10	6.42	2.52	0.00	3.90	<50	150 <sup>10</sup>	500	890 <sup>18</sup>	<0.50	<0.50	<0.50	<0.50	1.2	<0.50	NA
<b>03/21/11</b>	<b>6.42</b>	<b>1.40</b>	<b>0.00</b>	<b>5.02</b>	<b>&lt;50</b>	<b>&lt;50</b>	<b>230</b>	<b>730<sup>18</sup></b>	<b>&lt;0.50</b>	<b>&lt;0.50</b>	<b>&lt;0.50</b>	<b>&lt;0.50</b>	<b>1.3</b>	<b>&lt;0.50</b>	<b>NA</b>
<b>MW-15</b>															
10/02/07	7.51	4.85	0.00	2.66	<50	99	<100	120	<0.50	<0.50	<0.50	<0.50	<0.50	<0.50	NA
03/14/08	7.51	4.62	0.00	2.89	<50	<50	<100	88 <sup>7</sup>	<0.50	<0.50	<0.50	<0.50	<0.50	<0.50	NA
06/26/08	7.51	4.81	0.00	2.70	<50	<50	<100	84 <sup>7</sup>	<0.50	<0.50	<0.50	<0.50	<0.50	<0.50	NA
09/25/08	7.51	4.81	0.00	2.70	<50	<50	<100	53	<0.50	<0.50	<0.50	<0.50	<0.50	<0.50	NA
12/19/08	7.51	4.67	0.00	2.84	<50	<50	<100	<50	<0.50	<0.50	<0.50	<0.50	<0.50	<0.50	NA
03/26/09	7.51	4.45	0.00	3.06	<50	<50	<100	110 <sup>18</sup>	<0.50	<0.50	<0.50	<0.50	<0.50	<0.50	NA
06/24/09	7.51	4.68	0.00	2.83	<50	<50	<100	59	<0.50	<0.50	<0.50	<0.50	<0.50	<0.50	NA
09/24/09	7.51	4.75	0.00	2.76	<50	<50	<100	<50	<0.50	<0.50	<0.50	<0.50	<0.50	<0.50	NA
01/15/10	7.51	4.29	0.00	3.22	<50	<50	<100	<50	<0.50	<0.50	<0.50	<0.50	<0.50	<0.50	NA
09/09/10	7.51	4.78	0.00	2.73	<50	<50	<100	<50	<0.50	<0.50	<0.50	<0.50	<0.50	<0.50	NA
<b>03/21/11</b>	<b>7.51</b>	<b>2.71</b>	<b>0.00</b>	<b>4.80</b>	<b>&lt;50</b>	<b>&lt;50</b>	<b>&lt;100</b>	<b>200<sup>18</sup></b>	<b>&lt;0.50</b>	<b>&lt;0.50</b>	<b>&lt;0.50</b>	<b>&lt;0.50</b>	<b>&lt;0.50</b>	<b>&lt;0.50</b>	<b>NA</b>
<b>MW-17</b>															
09/14/07	0.04	4.10	0.00	-4.06	<50	<50	220	150 <sup>2</sup>	<0.50	<0.50	<0.50	<0.50	<0.50	<0.50	NA
03/14/08	Not able to sample well-no access agreement between Rolls-Royce and Port of Oakland														
07/03/08	0.04	1.98	0.00	-1.94	<50	<50	<100	84 <sup>7</sup>	<0.50	<0.50	<0.50	<0.50	<0.50	<0.50	NA

**Table 1**  
**Groundwater Monitoring Data and Analytical Results**  
Rolls-Royce Engine Services Test Facility  
6701 Old Earhart Road  
Oakland, California

WELL ID/ DATE	TOC* (ft.)	DTW (ft.)	SPHT (ft.)	GWE (msl)	TPH-G (µg/L)	TPH-D <sup>1</sup> (µg/L)	TPH-MO (µg/L)	TPH-JF (µg/L)	B (µg/L)	T (µg/L)	E (µg/L)	X (µg/L)	MTBE (µg/L)	Napthalene (µg/L)	SVOC (µg/L)
<b>MW-17 (cont.)</b>															
9/25/08 <sup>14</sup>	0.04	4.77	0.00	-4.73	<50	<50	120	110 <sup>16</sup>	<0.50	<0.50	<0.50	<0.50	<0.50	<0.50	NA
12/19/08	0.04	2.24	0.00	-2.20	<50	<50	<100	54	<0.50	<0.50	<0.50	<0.50	<0.50	<0.50	NA
03/26/09	0.04	1.85	0.00	-1.81	<50	<50	<100	71 <sup>18</sup>	<0.50	<0.50	<0.50	<0.50	<0.50	<0.50	NA
06/24/09	Not able to sample well-Oakland Airport security failed to provide access to well														
09/24/09	0.04	2.97	0.00	-2.93	<50	<50	<100	<50	<0.50	<0.50	<0.50	<0.50	<0.50	<0.50	NA
1/15/10 <sup>14</sup>	0.04	2.49	0.00	-2.45	<50	<50	<100	59 <sup>18</sup>	<0.50	<0.50	<0.50	<0.50	<0.50	<0.50	NA
09/09/10	0.04	2.79	0.00	-2.75	<50	<50	<100	<50	<0.50	<0.50	<0.50	<0.50	<0.50	<0.50	NA
<b>03/21/11</b>	<b>0.04</b>	<b>2.25</b>	<b>0.00</b>	<b>-2.21</b>	<b>&lt;50</b>	<b>&lt;50</b>	<b>&lt;100</b>	<b>&lt;50</b>	<b>&lt;0.50</b>	<b>&lt;0.50</b>	<b>&lt;0.50</b>	<b>&lt;0.50</b>	<b>&lt;0.50</b>	<b>&lt;0.50</b>	<b>NA</b>
<b>MW-18</b>															
10/02/07	7.05	4.15	0.55	3.34**	Not developed or sampled due to presence of SPH										
03/14/08	7.05	3.62	0.63	3.93**	Not sampled due to presence of SPH										
06/26/08	7.05	4.11	1.14	3.85**	Not sampled due to presence of SPH										
09/25/08	7.05	3.77	0.56	3.73**	Not sampled due to presence of SPH										
12/19/08	7.05	3.30	0.36	4.04**	Not sampled due to presence of SPH										
03/26/09	7.05	3.28	0.55	4.21**	Not sampled due to presence of SPH										
06/24/09	7.05	3.53	0.48	3.90**	Not sampled due to presence of SPH										
09/24/09	7.05	3.57	0.46	3.85**	Not sampled due to presence of SPH										
01/15/10	7.05	3.02	0.66	4.56**	Not sampled due to presence of SPH										
09/09/10	7.05	3.18	0.10	3.95**	Not sampled due to presence of SPH										
<b>03/21/11</b>	<b>7.05</b>	<b>1.99</b>	<b>0.15</b>	<b>5.18**</b>	<b>Not sampled due to presence of SPH</b>										
<b>NPORD MW-3</b>															
09/14/07	8.11	4.43	0.00	3.68	<50	<50	<100	64 <sup>2</sup>	<0.50	<0.50	<0.50	<0.50	<0.50	<0.50	NA
03/14/08	Not able to sample well-no access agreement between Rolls-Royce and Port of Oakland														
07/03/08	8.11	3.96	0.00	4.15	<50	<50	<100	99 <sup>7</sup>	<0.50	<0.50	<0.50	<0.50	<0.50	<0.50	NA
09/25/08	8.11	4.06	0.00	4.05	<50	<50	<100	<50	<0.50	<0.50	<0.50	<0.50	<0.50	<0.50	NA
12/19/08	8.11	3.78	0.00	4.33	<50	<50	<100	<50	<0.50	<0.50	<0.50	<0.50	<0.50	<0.50	NA
03/26/09	8.11	4.22	0.00	3.89	<50	<50	<100	<50	<0.50	<0.50	<0.50	<0.50	<0.50	<0.50	NA
06/24/09	8.11	4.02	0.00	4.09	<50	<50	<100	<50	<0.50	<0.50	<0.50	<0.50	<0.50	<0.50	NA
09/24/09	8.11	4.19	0.00	3.92	<50	<50	<100	<50	<0.50	<0.50	<0.50	<0.50	<0.50	<0.50	NA
01/15/10	8.11	3.51	0.00	4.60	<50	<50	<100	<50	<0.50	<0.50	<0.50	<0.50	<0.50	<0.50	NA
09/09/10	8.11	3.96	0.00	4.15	<50	<50	<100	<50	<0.50	<0.50	<0.50	<0.50	<0.50	<0.50	NA
<b>03/21/11</b>	<b>8.11</b>	<b>3.28</b>	<b>0.00</b>	<b>4.83</b>	<b>&lt;50</b>	<b>&lt;50</b>	<b>&lt;100</b>	<b>&lt;50</b>	<b>&lt;0.50</b>	<b>&lt;0.50</b>	<b>&lt;0.50</b>	<b>&lt;0.50</b>	<b>&lt;0.50</b>	<b>&lt;0.50</b>	<b>NA</b>

**Table 1**  
**Groundwater Monitoring Data and Analytical Results**  
Rolls-Royce Engine Services Test Facility  
6701 Old Earhart Road  
Oakland, California

WELL ID/ DATE	TOC* (ft.)	DTW (ft.)	SPHT (ft.)	GWE (msl)	TPH-G (µg/L)	TPH-D <sup>1</sup> (µg/L)	TPH-MO (µg/L)	TPH-JF (µg/L)	B (µg/L)	T (µg/L)	E (µg/L)	X (µg/L)	MTBE (µg/L)	Napthalene (µg/L)	SVOC (µg/L)
<b>NPORD MW-4</b>															
09/14/07	10.06	6.48	0.00	3.58	50	1,000 <sup>3</sup>	1,400	2,000 <sup>2</sup>	<0.50	<0.50	<0.50	<0.50	<0.50	<0.50	NA
03/14/08	Not able to sample well-no access agreement between Rolls-Royce and Port of Oakland														
07/03/08	10.06	6.26	0.00	3.80	<50	360 <sup>6</sup>	700	960 <sup>7</sup>	<0.50	<0.50	<0.50	<0.50	<0.50	<0.50	NA
09/25/08	10.06	6.28	0.00	3.78	<50	150 <sup>6</sup>	240	820 <sup>16</sup>	<0.50	<0.50	<0.50	<0.50	<0.50 <sup>4</sup>	<0.50	NA
12/19/08	10.06	6.15	0.00	3.91	<50	320 <sup>10</sup>	640	1,400 <sup>18</sup>	<0.50	<0.50	<0.50	<0.50	<0.50	<0.50	NA
03/26/09	10.06	5.91	0.00	4.15	<50	95	160	520 <sup>18</sup>	<0.50	<0.50	<0.50	<0.50	<0.50	<0.50	NA
06/24/09	10.06	6.10	0.00	3.96	<50	200 <sup>6</sup>	100	1,000	<0.50	<0.50	<0.50	<0.50	<0.50	<0.50	NA
09/24/09	10.06	6.20	0.00	3.86	<50	200 <sup>10,20</sup>	180 <sup>20</sup>	500 <sup>18,20</sup>	<0.50	<0.50	<0.50	<0.50	<0.50	<0.50	NA
01/15/10	10.06	5.45	0.00	4.61	<50	93	<100	770 <sup>18</sup>	<0.50	<0.50	<0.50	<0.50	<0.50	<0.50	NA
09/09/10	10.06	6.06	0.00	4.00	<50	<50	<100	290 <sup>18</sup>	<0.50	<0.50	<0.50	<0.50	<0.50	<0.50	NA
<b>03/21/11</b>	<b>10.06</b>	<b>5.31</b>	<b>0.00</b>	<b>4.75</b>	<b>&lt;50</b>	<b>&lt;50</b>	<b>&lt;100</b>	<b>270</b>	<b>&lt;0.50</b>	<b>&lt;0.50</b>	<b>&lt;0.50</b>	<b>&lt;0.50</b>	<b>&lt;0.50</b>	<b>&lt;0.50</b>	<b>NA</b>
<b>QA</b>															
09/14/07	--	--	--	--	<50	NA	NA	NA	<0.50	<0.50	<0.50	<0.50	<0.50	<0.50	NA
10/02/07	--	--	--	--	<50	NA	NA	NA	<0.50	<0.50	<0.50	<0.50	<0.50	<0.50	NA
03/14/08	--	--	--	--	<50	NA	NA	NA	<0.50	<0.50	<0.50	<0.50	<0.50	<0.50	NA
6/26/08 <sup>14</sup>	--	--	--	--	<50	NA	NA	NA	<0.50	<0.50	<0.50	<0.50	<0.50	<0.50	NA
07/03/08	--	--	--	--	<50	<50	<100	<50	<0.50	<0.50	<0.50	<0.50	<0.50	<0.50	NA
09/25/08	--	--	--	--	<50	<50	<100	<50	<0.50	<0.50	<0.50	<0.50	<0.50	<0.50	NA
12/19/08	--	--	--	--	<50	<50	<100	<50	<0.50	<0.50	<0.50	<0.50	<0.50	<0.50	NA
03/26/09	--	--	--	--	<50	<50	<100	<50	<0.50	<0.50	<0.50	<0.50	<0.50	<0.50	NA
06/24/09	--	--	--	--	<50	NA	NA	NA	<0.50	<0.50	<0.50	<0.50	<0.50	<0.50	NA
09/24/09	--	--	--	--	<50	NA	NA	NA	<0.50	<0.50	<0.50	<0.50	<0.50	<0.50	NA
01/15/10	--	--	--	--	<50	NA	NA	NA	<0.50	<0.50	<0.50	<0.50	<0.50	<0.50	NA
09/09/10	--	--	--	--	<50	NA	NA	NA	<0.50	<0.50	<0.50	<0.50	<0.50	<0.50	NA
<b>03/21/11</b>	<b>--</b>	<b>--</b>	<b>--</b>	<b>--</b>	<b>&lt;50</b>	<b>NA</b>	<b>NA</b>	<b>NA</b>	<b>&lt;0.50</b>	<b>&lt;0.50</b>	<b>&lt;0.50</b>	<b>&lt;0.50</b>	<b>&lt;0.50</b>	<b>&lt;0.50</b>	<b>NA</b>

**Table 1**  
**Groundwater Monitoring Data and Analytical Results**  
Rolls-Royce Engine Services Test Facility  
6701 Old Earhart Road  
Oakland, California

---

---

**EXPLANATIONS:**

TOC = Top of Casing Elevation

DTW = Depth to Water

GWE = Groundwater Elevation

ft = feet

SPHT = Separate Phase Hydrocarbon Thickness

TPH-G= Total Petroleum Hydrocarbons as Gasoline

TPH-D = Total Petroleum Hydrocarbons as Diesel

TPH-MO = Total Petroleum Hydrocarbons as Motor Oil

TPH-JF = Total Petroleum Hydrocarbons as Jet Fuel

B = Benzene

T = Toluene

E = Ethylbenzene

X = Total Xylenes

MTBE = Methyl Tertiary Butyl Ether

SVOC = Semi-Volatile Organic Compounds

(µg/L) = Micrograms per liter

NA = Not Analyzed

-- = Not Measured

QA = Trip Blank

**ANALYTICAL METHODS:**

Kiff Analytical LLC (NELAP #08263CA)

TPH-G, BTEX, MTBE, and Naphthalene by EPA Method 8260B

TPH-D, TPH-MO, and TPH-JF by modified EPA Method 8015

SVOC by EPA Method 8270C

\* TOC elevations surveyed relative to mean sea level by Morrow Surveying (PLS #5161) on October 8, 2007

\*\* = GWE corrected for the presence of SPH [(TOC-DTW) + (SPH thickness x SPH specific gravity)]. Specific gravity of SPH is assumed to be 0.8.

<sup>1</sup> Analyzed with Silica Gel Cleanup

<sup>2</sup> Discrete peaks, higher boiling hydrocarbons present in sample that are atypical for Jet Fuel

<sup>3</sup> Discrete peaks, higher boiling hydrocarbons present in sample that are atypical for Diesel Fuel

<sup>4</sup> Matrix spike/matrix spike duplicate results associated with these samples for the analyte Methyl-t-butyl ether were affected by the analyte concentrations already present in the un-spiked sample.

<sup>5</sup> Due to the formation of an emulsion in this sample, the sample was centrifuged and decanted prior to extraction.

<sup>6</sup> Hydrocarbons present in this sample are higher-boiling than typical Diesel Fuel.

<sup>7</sup> Hydrocarbons present in this sample are higher-boiling than typical Jet Fuel.

<sup>8</sup> Lower boiling hydrocarbons are present in this sample that are atypical for Diesel Fuel.

<sup>9</sup> Discrete peaks present in this sample that are atypical for Jet Fuel.

<sup>10</sup> Some lower-boiling hydrocarbons than Diesel and some higher-boiling hydrocarbons than Diesel are present in this sample.

<sup>11</sup> Both lower-boiling and higher-boiling hydrocarbons than Jet Fuel are present in this sample.

<sup>12</sup> Sample contained primarily compounds not found in typical Gasoline.

<sup>13</sup> Hydrocarbons present in this sample are lower-boiling than typical Motor Oil

<sup>14</sup> Sample was analyzed by EPA Method 8260B using bottles that contained headspace bubbles greater than 1/4-inch in diameter.

<sup>15</sup> Lower boiling hydrocarbons are present in this sample that are atypical for Jet Fuel.

<sup>16</sup> Chromatographic pattern not typical for Jet Fuel.

<sup>17</sup> Diesel method reporting limit for this sample was increased due to interference from Gasoline range hydrocarbons.

<sup>18</sup> Higher-boiling hydrocarbons are present in this sample that are atypical for Jet Fuel.

<sup>19</sup> Laboratory confirmed results

**Table 1**  
**Groundwater Monitoring Data and Analytical Results**  
Rolls-Royce Engine Services Test Facility  
6701 Old Earhart Road  
Oakland, California

---

---

**EXPLANATIONS:**

- <sup>20</sup> Repeat analysis by Modified EPA Method 8015 yielded inconsistent results for sample NPORD MW-4. The concentrations appear to vary between bottles. The highest concentration results are reported.
- <sup>21</sup> All analytes were ND or less than their respective reporting limits
- <sup>22</sup> Analysis for SVOC requested by Client.

**Table 2**  
**Field Measurements and Groundwater Analytical Results**  
Rolls-Royce Engine Services Test Facility  
6701 Old Earhart Road  
Oakland, California

WELL ID/ DATE	D.O.	D.O.	ORP	ORP	Ferric	Ferrous	Nitrate as.	Sulfate as.	Methane
	Pre-Purge (mg/L)	Post-Purge (mg/L)	Pre-Purge (mV)	Post-Purge (mV)	Iron (mg/L)	Iron (mg/L)	NO <sub>3</sub> (mg/L)	SO <sub>4</sub> (mg/L)	
<b>MW-1</b> 09/09/10	0.00	0.74	-462.4	-124.7	3.2	0.81	<10	2,000	117
<b>MW-2</b> 09/09/10	0.03	0.29	-261.9	-233.5	--	--	--	--	--
<b>MW-3</b> 09/09/10	0.38	0.24	-149.2	-123.5	--	--	--	--	--
<b>MW-4</b> 09/09/10	0.09	0.06	-295.2	-299.4	91	2.4	<2.5	8.6	6,590
<b>MW-5</b> 09/09/10	0.84	0.05	-374	-459	68	12	<2.5	<2.5	4,760
<b>MW-6</b> 09/09/10	0.22	0.20	-271.8	-273.5	40	<0.10	<2.5	540	3,280
<b>MW-7</b> 09/09/10	0.07	0.09	-260.7	-257.4	340	18	<2.5	<2.5	6,350
<b>MW-8</b> 09/09/10	0.14	0.11	-276	-281	23	2.1	<2.5	3.9	8,500
<b>MW-9</b> 09/09/10	0.00	0.65	-548.1	-501.4	13	<0.10	<2.5	23	8,310
<b>MW-10</b> 09/09/10	0.11	0.58	-333.3	-391.2	--	--	--	--	--
<b>MW-11</b> 09/09/10	0.84	0.96	-399.4	-370.1	--	--	--	--	--
<b>MW-12</b> 09/09/10	0.15	0.49	-340.1	-348.2	--	--	--	--	--
<b>MW-13</b> 09/09/10	0.45	0.82	-142.9	-130.5	--	--	--	--	--
<b>MW-14</b> 09/09/10	0.20	0.14	-264.6	-223.9	--	--	--	--	--



**Table 2**  
**Field Measurements and Groundwater Analytical Results**  
Rolls-Royce Engine Services Test Facility  
6701 Old Earhart Road  
Oakland, California

WELL ID/ DATE	D.O.	D.O.	ORP	ORP	Ferric	Ferrous	Nitrate as.	Sulfate as.	Methane
	Pre-Purge (mg/L)	Post-Purge (mg/L)	Pre-Purge (mV)	Post-Purge (mV)	Iron (mg/L)	Iron (mg/L)	NO <sub>3</sub> (mg/L)	SO <sub>4</sub> (mg/L)	
<b>MW-15</b> 09/09/10	0.51	0.63	196.1	180.2	--	--	--	--	--
<b>MW-17</b> 09/09/10	0.40	0.51	168.4	149.1	--	--	--	--	--
<b>NPORD MW-3</b> 09/09/10	0.46	0.50	-208.2	-211.6	3.2	3.2	<10	1,200	27.8

**Table 2**  
**Field Measurements and Groundwater Analytical Results**  
Rolls-Royce Engine Services Test Facility  
6701 Old Earhart Road  
Oakland, California

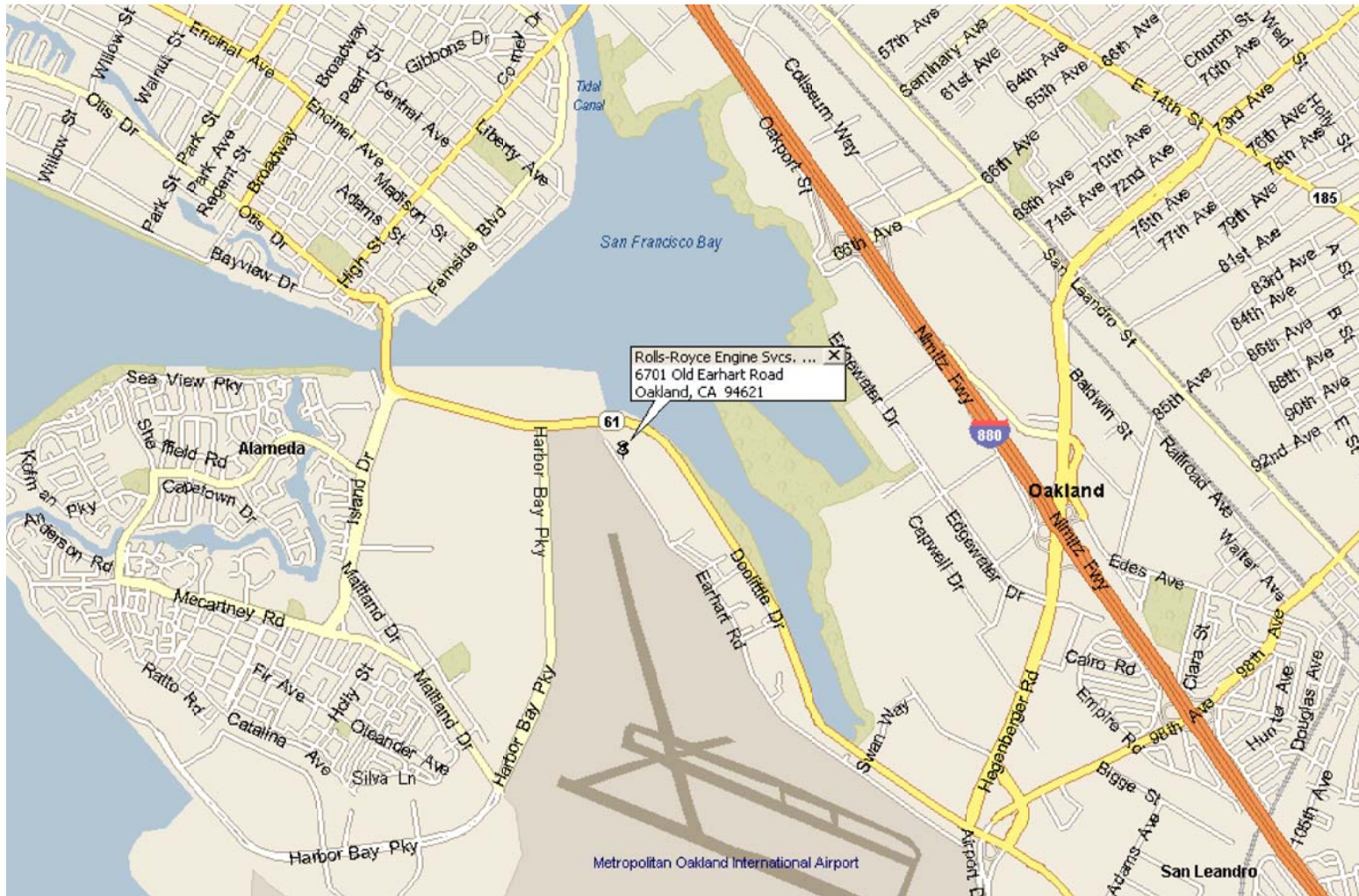
---

**EXPLANATIONS:**

ORP = Oxidation Reduction Potential  
D.O. = Dissolved Oxygen  
(mV) = Millivolts  
( $\mu\text{g/L}$ ) = Micrograms per liter  
(mg/L) = Milligrams per liter  
-- = Not Measured

**ANALYTICAL METHODS:**

Nitrate as  $\text{NO}_3$  and Sulfate as  $\text{SO}_3$  by EPA Method 300.0  
Ferric Iron by 200.7/SM 3500 Fe D  
Ferrous Iron by SM 3500 Fe D  
Methane by Method RSK-175M



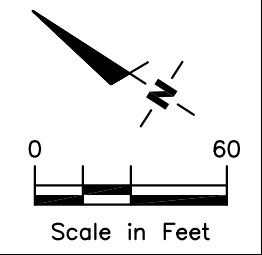
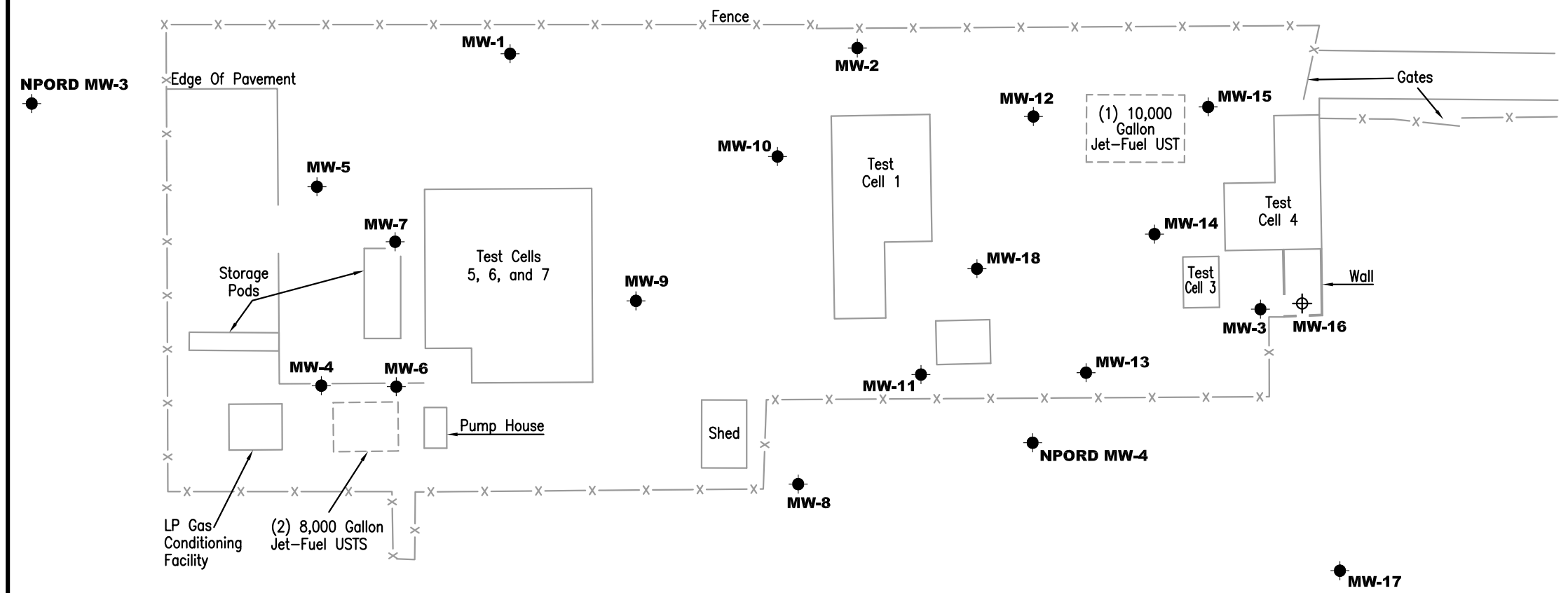
**SITE LOCATION MAP**  
 ROLLS-ROYCE ENGINE SERVICES TEST FACILITY  
 6701 OLD EARHART RD.  
 OAKLAND, CA

FIGURE

1

**EXPLANATION**

- Groundwater monitoring well
- ⊕ Proposed monitoring well – not installed location inaccessible by drill rig



Source: Figure modified from drawing provided by Morrow Surveying, Dated: 10/8/07.

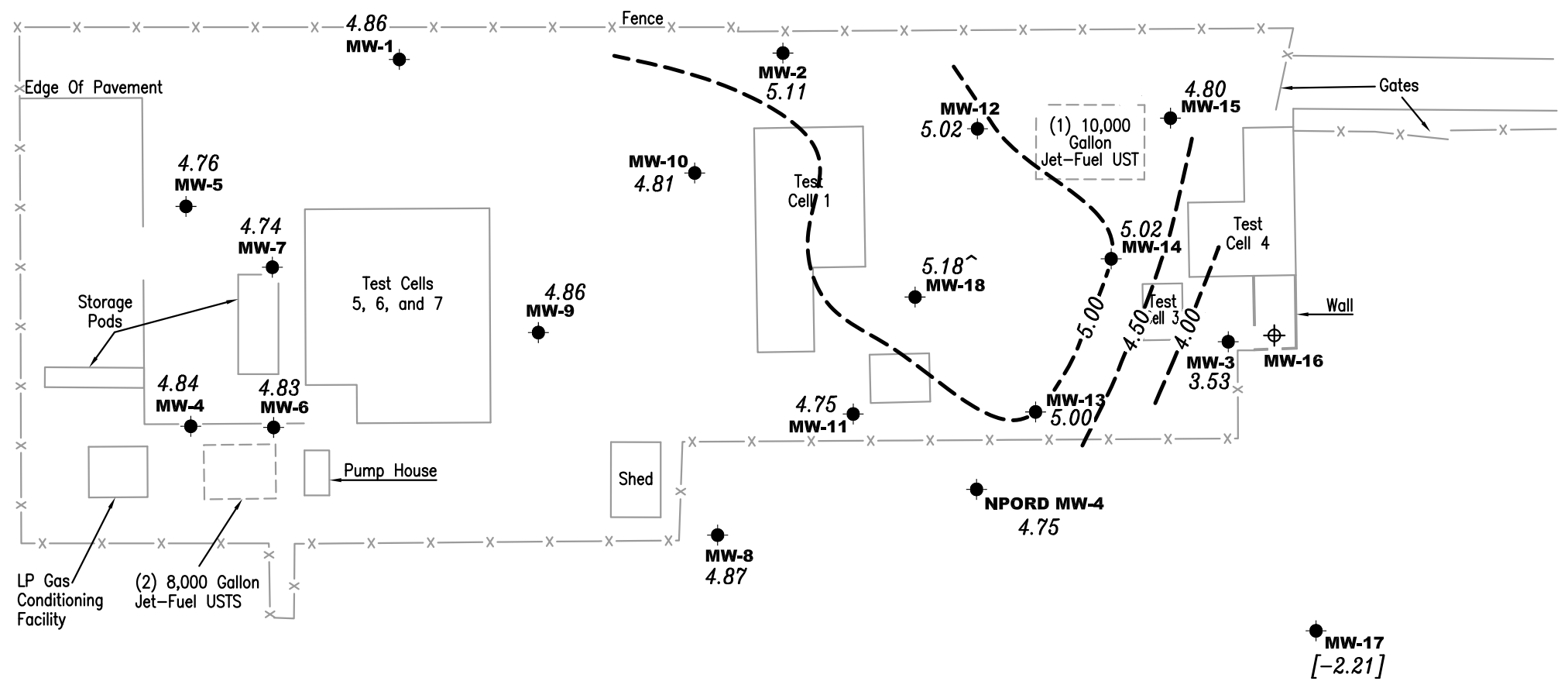
**SITE PLAN**  
 Rolls-Royce Engine Services Test Facility  
 6701 Old Earhart Road  
 Oakland, CA

**GETTLER - RYAN INC.**  
 6747 Sierra Court, Suite J  
 Dublin, CA 94568  
 (925) 551-7555

PROJECT NUMBER: 948218.2  
 REVIEWED BY: [Signature]  
 DATE: 11/07  
 REVISED DATE: [Blank]

**EXPLANATION**

- Groundwater monitoring well
- ⊕ Proposed monitoring well – not installed location inaccessible by drill rig
- 99.99 Groundwater elevation in feet referenced to Mean Sea Level
- - - 99.99 - - - Groundwater elevation contour, dashed where inferred
- [99.99] Not used in contouring
- ^ Groundwater elevation corrected for the presence of separate-phase hydrocarbons



**POTENTIOMETRIC MAP**  
 Rolls-Royce Engine Services Test Facility  
 6701 Old Earhart Road  
 Oakland, CA

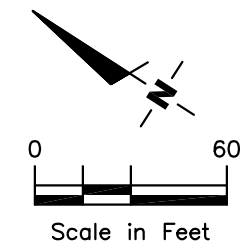
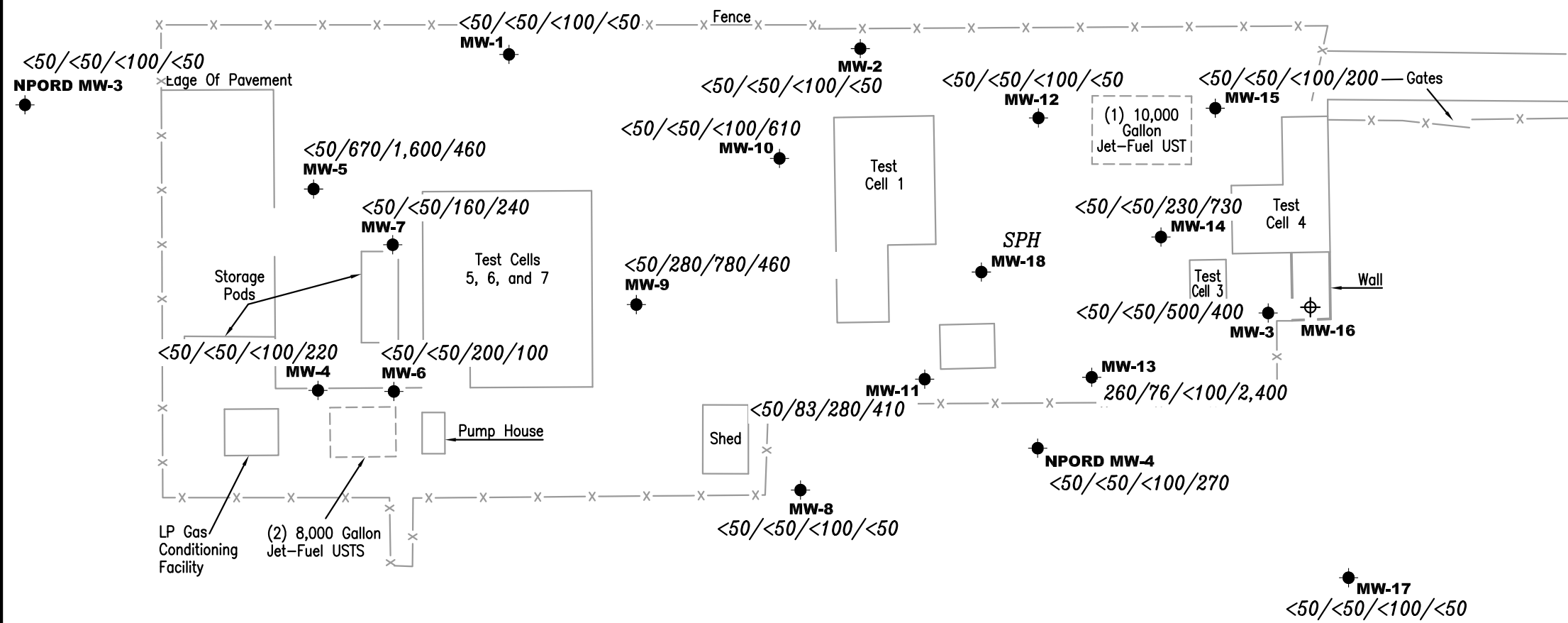
**GETTLER - RYAN INC.**  
 6747 Sierra Court, Suite J  
 Dublin, CA 94568  
 (925) 551-7555

PROJECT NUMBER: 948218  
 REVIEWED BY: [Signature]  
 DATE: March 21, 2011  
 REVISION DATE: [Blank]

Source: Figure modified from drawing provided by Morrow Surveying, Dated: 10/8/07.

**EXPLANATION**

- Groundwater monitoring well
- ⊕ Proposed monitoring well – not installed location inaccessible by drill rig
- A/B/C/D** Total Petroleum Hydrocarbons (TPH) as Gasoline/TPH as Diesel/TPH as Motor Oil/TPH as Jet Fuel concentrations in µg/L
- SPH** Separate Phase Hydrocarbons



Source: Figure modified from drawing provided by Morrow Surveying, Dated: 10/8/07.

**CONCENTRATION MAP**  
 Rolls-Royce Engine Services Test Facility  
 6701 Old Earhart Road  
 Oakland, CA

**GETTLER - RYAN INC.**  
 6747 Sierra Court, Suite J  
 Dublin, CA 94568  
 (925) 551-7555

## GR FIELD METHODS AND PROCEDURES - GROUNDWATER SAMPLING

Gettler-Ryan Inc. (GR) field personnel adhere to the following procedures for the collection and handling of groundwater samples prior to analysis by the analytical laboratory. All work is performed in accordance with the GR Health & Safety Plan and all client-specific programs. The scope of work and type of analysis to be performed is determined prior to commencing field work.

Prior to sampling, the presence or absence of free-phase hydrocarbons is determined using an interface probe. Product thickness, if present, is measured to the nearest 0.01 foot and is noted in the field notes. In addition, all depth to water level measurements are collected with a static water level indicator and are also recorded in the field notes, prior to purging and sampling any wells.

After water levels are collected and prior to sampling, if purging is to occur, each well is purged a minimum of three well casing volumes of water using pre-cleaned pumps (stack, peristaltic or Grundfos), or disposable bailers. Temperature, pH and electrical conductivity are measured a minimum of three times during the purging (additional parameters such as dissolved oxygen, oxidation reduction potential, turbidity may also be measured, depending on specific scope of work.). Purging continues until these parameters stabilize.

Groundwater samples are collected using disposable bailers. The water samples are transferred from the bailer into appropriate containers. Pre-preserved containers, supplied by analytical laboratories, are used. When pre-preserved containers are not available, the laboratory is instructed to preserve the sample as appropriate. Duplicate samples are collected for the laboratory to use in maintaining quality assurance/quality control standards, as directed by the scope of work. The samples are labeled to include the job number, sample identification, collection date and time, analysis, preservation (if any), and the sample collector's initials. The water samples are placed in a cooler, maintained at 4°C for transport to the laboratory. Once collected in the field, all samples are maintained under chain of custody until delivered to the laboratory.

The chain of custody document includes the job number, type of preservation, if any, analysis requested, sample identification, date and time collected, and the sample collector's name. The chain of custody is signed and dated (including time of transfer) by each person who receives or surrenders the samples, beginning with the field personnel and ending with the laboratory personnel.

A laboratory supplied trip blank accompanies each sampling set. The trip blank is analyzed for some or all of the same compounds as the groundwater samples.











# GETTLER-RYAN INC.

## WELL MONITORING/SAMPLING FIELD DATA SHEET

Client/Facility#: Rolls Royce Engine Test Job Number: 25-948218.1  
 Site Address: 6701 Old Earhart Road Event Date: 3-21-11 (inclusive)  
 City: Oakland, CA Sampler: Joe

Well ID: mw-1  
 Well Diameter: 214 in.  
 Total Depth: 8.51 ft.  
 Depth to Water: 2.31 ft.

Date Monitored: 3-21-11

Volume	3/4"= 0.02	1"= 0.04	2"= 0.17	3"= 0.38
Factor (VF)	4"= 0.66	5"= 1.02	6"= 1.50	12"= 5.80

Check if water column is less than 0.50 ft.

Depth to Water w/ 80% Recharge [(Height of Water Column x 0.20) + DTW]: 3.55  
 xVF 0.17 = 1.05 x3 case volume = Estimated Purge Volume: 3.5 gal.

### Purge Equipment:

Disposable Bailer   
 Stainless Steel Bailer \_\_\_\_\_  
 Stack Pump \_\_\_\_\_  
 Suction Pump \_\_\_\_\_  
 Grundfos \_\_\_\_\_  
 Peristaltic Pump \_\_\_\_\_  
 QED Bladder Pump \_\_\_\_\_  
 Other: \_\_\_\_\_

### Sampling Equipment:

Disposable Bailer   
 Pressure Bailer \_\_\_\_\_  
 Discrete Bailer \_\_\_\_\_  
 Peristaltic Pump \_\_\_\_\_  
 QED Bladder Pump \_\_\_\_\_  
 Other: \_\_\_\_\_

Time Started: \_\_\_\_\_ (2400 hrs)  
 Time Completed: \_\_\_\_\_ (2400 hrs)  
 Depth to Product: \_\_\_\_\_ ft  
 Depth to Water: \_\_\_\_\_ ft  
 Hydrocarbon Thickness: \_\_\_\_\_ ft  
 Visual Confirmation/Description: \_\_\_\_\_  
 Skimmer / Absorbent Sock (circle one)  
 Amt Removed from Skimmer: \_\_\_\_\_ gal  
 Amt Removed from Well: \_\_\_\_\_ gal  
 Water Removed: \_\_\_\_\_  
 Product Transferred to: \_\_\_\_\_

Start Time (purge): 1235 Weather Conditions: showers  
 Sample Time/Date: 1300 13-21-11 Water Color: light grey Odor: Y1 (N)  
 Approx. Flow Rate: \_\_\_\_\_ gpm. Sediment Description: none  
 Did well de-water? no If yes, Time: \_\_\_\_\_ Volume: \_\_\_\_\_ gal. DTW @ Sampling: 2.63

Time (2400 hr.)	Volume (gal.)	pH	Conductivity (µmhos/cm - (S))	Temperature (C / F)	D.O. (mg/L)	ORP (mV)
<u>1241</u>	<u>1</u>	<u>7.36</u>	<u>out of range</u>	<u>15.2</u>		
<u>1245</u>	<u>2</u>	<u>7.91</u>	<u>out of range</u>	<u>15.6</u>		
<u>1248</u>	<u>3.5</u>	<u>7.54</u>	<u>out of range</u>	<u>15.7</u>		

### LABORATORY INFORMATION

SAMPLE ID	(#) CONTAINER	REFRIG.	PRESERV. TYPE	LABORATORY	ANALYSES
<u>mw-1</u>	<u>7 x vov vial</u>	<u>YES</u>	<u>HCL</u>	<u>KIFF</u>	<u>TPH-JET FUEL/TPH-MO/TPH-DROW/sgc(8015)/TPH-GRO/BTEX/MTBE/NAPHTHALENE(8260)</u>

### COMMENTS:

Add/Replaced Lock: \_\_\_\_\_ Add/Replaced Plug: \_\_\_\_\_ Add/Replaced Bolt: \_\_\_\_\_



# GETTLER - RYAN INC.

## WELL MONITORING/SAMPLING FIELD DATA SHEET

Client/Facility#: Rolls Royce Engine Test Job Number: 25-948218.1  
 Site Address: 6701 Old Earhart Road Event Date: 3-21-11 (inclusive)  
 City: Oakland, CA Sampler: Joe

Well ID: mw-2  
 Well Diameter: (2) 4 in.  
 Total Depth: 11.78 ft.  
 Depth to Water: 1.92 ft.

Date Monitored: 3-21-11

Volume	3/4"= 0.02	1"= 0.04	2"= 0.17	3"= 0.38
Factor (VF)	4"= 0.66	5"= 1.02	6"= 1.50	12"= 5.80

Check if water column is less than 0.50 ft.

Depth to Water w/ 80% Recharge [(Height of Water Column x 0.20) + DTW]: 3.89  
 $9.86 \times VF 0.17 = 1.67 \times 3 \text{ case volume} = \text{Estimated Purge Volume: } 5 \text{ gal.}$

### Purge Equipment:

Disposable Bailer   
 Stainless Steel Bailer \_\_\_\_\_  
 Stack Pump \_\_\_\_\_  
 Suction Pump \_\_\_\_\_  
 Grundfos \_\_\_\_\_  
 Peristaltic Pump \_\_\_\_\_  
 QED Bladder Pump \_\_\_\_\_  
 Other: \_\_\_\_\_

### Sampling Equipment:

Disposable Bailer   
 Pressure Bailer \_\_\_\_\_  
 Discrete Bailer \_\_\_\_\_  
 Peristaltic Pump \_\_\_\_\_  
 QED Bladder Pump \_\_\_\_\_  
 Other: \_\_\_\_\_

Time Started: \_\_\_\_\_ (2400 hrs)  
 Time Completed: \_\_\_\_\_ (2400 hrs)  
 Depth to Product: \_\_\_\_\_ ft  
 Depth to Water: \_\_\_\_\_ ft  
 Hydrocarbon Thickness: \_\_\_\_\_ ft  
 Visual Confirmation/Description: \_\_\_\_\_  
 Skimmer / Absorbent Sock (circle one)  
 Amt Removed from Skimmer: \_\_\_\_\_ gal  
 Amt Removed from Well: \_\_\_\_\_ gal  
 Water Removed: \_\_\_\_\_  
 Product Transferred to: \_\_\_\_\_

Start Time (purge): 1200 Weather Conditions: cloudy  
 Sample Time/Date: 1225 13-21-11 Water Color: light brown Odor: NR  
 Approx. Flow Rate: \_\_\_\_\_ gpm. Sediment Description: slightly silty  
 Did well de-water? no If yes, Time: \_\_\_\_\_ Volume: \_\_\_\_\_ gal. DTW @ Sampling: 2.15

Time (2400 hr.)	Volume (gal.)	pH	Conductivity (µmhos/cm - µS)	Temperature (° F)	D.O. (mg/L)	ORP (mV)
<u>1206</u>	<u>1.5</u>	<u>6.94</u>	<u>out of range</u>	<u>16.1</u>		
<u>1210</u>	<u>3</u>	<u>6.96</u>	<u>out of range</u>	<u>15.8</u>		
<u>1215</u>	<u>5</u>	<u>7.15</u>	<u>out of range</u>	<u>15.7</u>		

### LABORATORY INFORMATION

SAMPLE ID	(#) CONTAINER	REFRIG.	PRESERV. TYPE	LABORATORY	ANALYSES
<u>mw-2</u>	<u>7 x voa vial</u>	<u>YES</u>	<u>HCL</u>	<u>KIFF</u>	<u>TPH-JET FUEL/TPH-MO/TPH-DROw/sgc(8015)/ TPH-GRO/BTEX/MTBE/NAPHTHALENE(8260)</u>

COMMENTS: \_\_\_\_\_

Add/Replaced Lock: \_\_\_\_\_ Add/Replaced Plug: \_\_\_\_\_ Add/Replaced Bolt: \_\_\_\_\_



# GETTLER - RYAN INC.

## WELL MONITORING/SAMPLING FIELD DATA SHEET

Client/Facility#: Rolls Royce Engine Test Job Number: 25-948218.1  
 Site Address: 6701 Old Earhart Road Event Date: 3/21/11 (inclusive)  
 City: Oakland, CA Sampler: HAI G K

Well ID: MW-3  
 Well Diameter: (2) 4 in.  
 Total Depth: 12.10 ft.  
 Depth to Water: 3.20 ft.

Date Monitored: 3/21/11

Volume	3/4"= 0.02	1"= 0.04	2"= 0.17	3"= 0.38
Factor (VF)	4"= 0.66	5"= 1.02	6"= 1.50	12"= 5.80

Check if water column is less than 0.50 ft.  
 $8.90 \times VF 0.17 = 1.5$  x3 case volume = Estimated Purge Volume: 4.5 gal.  
 Depth to Water w/ 80% Recharge [(Height of Water Column x 0.20) + DTW]: 4.98

### Purge Equipment:

Disposable Bailer   
 Stainless Steel Bailer \_\_\_\_\_  
 Stack Pump \_\_\_\_\_  
 Suction Pump \_\_\_\_\_  
 Grundfos \_\_\_\_\_  
 Peristaltic Pump \_\_\_\_\_  
 QED Bladder Pump \_\_\_\_\_  
 Other: \_\_\_\_\_

### Sampling Equipment:

Disposable Bailer   
 Pressure Bailer \_\_\_\_\_  
 Discrete Bailer \_\_\_\_\_  
 Peristaltic Pump \_\_\_\_\_  
 QED Bladder Pump \_\_\_\_\_  
 Other: \_\_\_\_\_

Time Started: \_\_\_\_\_ (2400 hrs)  
 Time Completed: \_\_\_\_\_ (2400 hrs)  
 Depth to Product: \_\_\_\_\_ ft  
 Depth to Water: \_\_\_\_\_ ft  
 Hydrocarbon Thickness: \_\_\_\_\_ ft  
 Visual Confirmation/Description: \_\_\_\_\_  
 Skimmer / Absorbant Sock (circle one)  
 Amt Removed from Skimmer: \_\_\_\_\_ gal  
 Amt Removed from Well: \_\_\_\_\_ gal  
 Water Removed: \_\_\_\_\_  
 Product Transferred to: \_\_\_\_\_

Start Time (purge): 1230 Weather Conditions: CLOUDY  
 Sample Time/Date: 1245/3/21/11 Water Color: CLEAR Odor: (N) VERY SLIGHT  
 Approx. Flow Rate: \_\_\_\_\_ gpm. Sediment Description: \_\_\_\_\_  
 Did well de-water? NO If yes, Time: \_\_\_\_\_ Volume: \_\_\_\_\_ gal. DTW @ Sampling: 4.16

Time (2400 hr.)	Volume (gal.)	pH	Conductivity (µmhos/cm - µS)	Temperature (C / F)	D.O. (mg/L)	ORP (mV)
<u>1233</u>	<u>1.5</u>	<u>6.96</u>	<u>73999</u>	<u>15.5</u>		
<u>1237</u>	<u>3</u>	<u>6.94</u>	<u>OUT OF RANGE</u>	<u>15.7</u>		
<u>1241</u>	<u>4.5</u>	<u>6.91</u>	<u>RANGE</u>	<u>15.8</u>		

### LABORATORY INFORMATION

SAMPLE ID	(#) CONTAINER	REFRIG.	PRESERV. TYPE	LABORATORY	ANALYSES
<u>MW-3</u>	<u>7</u> x voa vial	<u>YES</u>	<u>HCL</u>	<u>KIFF</u>	<u>TPH-JET FUEL/TPH-MO/TPH-DROw/sgc(8015)/TPH-GRO/BTEX/MTBE/NAPHTHALENE(8260)</u>

### COMMENTS:

Add/Replaced Lock: \_\_\_\_\_ Add/Replaced Plug: \_\_\_\_\_ Add/Replaced Bolt: \_\_\_\_\_



# GETTLER - RYAN INC.

## WELL MONITORING/SAMPLING FIELD DATA SHEET

Client/Facility#: Rolls Royce Engine Test Job Number: 25-948218.1  
 Site Address: 6701 Old Earhart Road Event Date: 3/21/11 (inclusive)  
 City: Oakland, CA Sampler: JH

Well ID: MW-4  
 Well Diameter: 214 in.  
 Total Depth: 10.10 ft.  
 Depth to Water: 4.95 ft.  
5.15 xVF = .17 = .87 x3 case volume = Estimated Purge Volume: 2.62 gal.

Date Monitored: 3/21/11

Volume	3/4"= 0.02	1"= 0.04	2"= 0.17	3"= 0.38
Factor (VF)	4"= 0.66	5"= 1.02	6"= 1.50	12"= 5.80

Check if water column is less than 0.50 ft.

Depth to Water w/ 80% Recharge [(Height of Water Column x 0.20) + DTW]: 5.98

**Purge Equipment:**  
 Disposable Bailer X  
 Stainless Steel Bailer \_\_\_\_\_  
 Stack Pump \_\_\_\_\_  
 Suction Pump \_\_\_\_\_  
 Grundfos \_\_\_\_\_  
 Peristaltic Pump \_\_\_\_\_  
 QED Bladder Pump \_\_\_\_\_  
 Other: \_\_\_\_\_

**Sampling Equipment:**  
 Disposable Bailer X  
 Pressure Bailer \_\_\_\_\_  
 Discrete Bailer \_\_\_\_\_  
 Peristaltic Pump \_\_\_\_\_  
 QED Bladder Pump \_\_\_\_\_  
 Other: \_\_\_\_\_

Time Started: \_\_\_\_\_ (2400 hrs)  
 Time Completed: \_\_\_\_\_ (2400 hrs)  
 Depth to Product: \_\_\_\_\_ ft  
 Depth to Water: \_\_\_\_\_ ft  
 Hydrocarbon Thickness: \_\_\_\_\_ ft  
 Visual Confirmation/Description: \_\_\_\_\_  
 Skimmer / Absorbant Sock (circle one)  
 Amt Removed from Skimmer: \_\_\_\_\_ gal  
 Amt Removed from Well: \_\_\_\_\_ gal  
 Water Removed: \_\_\_\_\_  
 Product Transferred to: \_\_\_\_\_

Start Time (purge): 1330 Weather Conditions: cloudy  
 Sample Time/Date: 1400 / 3/21/11 Water Color: cloudy Odor: Y 1 (N)  
 Approx. Flow Rate: \_\_\_\_\_ gpm. Sediment Description: L. 0.80  
 Did well de-water? No If yes, Time: \_\_\_\_\_ Volume: \_\_\_\_\_ gal. DTW @ Sampling: 5.99

Time (2400 hr.)	Volume (gal.)	pH	Conductivity (µmhos/cm (µS))	Temperature (C / F)	D.O. (mg/L)	ORP (mV)
<u>1338</u>	<u>1</u>	<u>6.88</u>	<u>at of Run</u>	<u>15.2</u>	_____	_____
<u>1342</u>	<u>2</u>	<u>6.71</u>	<u>1</u>	<u>15.0</u>	_____	_____
<u>1346</u>	<u>2.5</u>	<u>6.65</u>	_____	<u>14.7</u>	_____	_____

### LABORATORY INFORMATION

SAMPLE ID	(#) CONTAINER	REFRIG.	PRESERV. TYPE	LABORATORY	ANALYSES
<u>MW-4</u>	<u>7</u> x voa vial	<u>YES</u>	<u>HCL</u>	<u>KIFF</u>	<u>TPH-JET FUEL/TPH-MO/TPH-DROW/sgc(8015)/TPH-GRO/BTEX/MTBE/NAPHTHALENE(8260)</u>

COMMENTS: \_\_\_\_\_

Add/Replaced Lock: \_\_\_\_\_ Add/Replaced Plug: \_\_\_\_\_ Add/Replaced Bolt: \_\_\_\_\_



# GETTLER-RYAN INC.

## WELL MONITORING/SAMPLING FIELD DATA SHEET

Client/Facility#: Rolls Royce Engine Test Job Number: 25-948218.1  
 Site Address: 6701 Old Earhart Road Event Date: 3-21-11 (inclusive)  
 City: Oakland, CA Sampler: Joe

Well ID: MW-5 Date Monitored: 3-21-11  
 Well Diameter: 214 in.  
 Total Depth: 9.84 ft.  
 Depth to Water: 3.59 ft.  Check if water column is less than 0.50 ft.

Volume Factor (VF)	3/4"= 0.02	1"= 0.04	2"= 0.17	3"= 0.38
	4"= 0.66	5"= 1.02	6"= 1.50	12"= 5.80

Depth to Water 6.25 xVF 0.17 = 1.06 x3 case volume = Estimated Purge Volume: 3.5 gal.  
 Depth to Water w/ 80% Recharge [(Height of Water Column x 0.20) + DTW]: 4.84

**Purge Equipment:**  
 Disposable Bailer   
 Stainless Steel Bailer \_\_\_\_\_  
 Stack Pump \_\_\_\_\_  
 Suction Pump \_\_\_\_\_  
 Grundfos \_\_\_\_\_  
 Peristaltic Pump \_\_\_\_\_  
 QED Bladder Pump \_\_\_\_\_  
 Other: \_\_\_\_\_

**Sampling Equipment:**  
 Disposable Bailer   
 Pressure Bailer \_\_\_\_\_  
 Discrete Bailer \_\_\_\_\_  
 Peristaltic Pump \_\_\_\_\_  
 QED Bladder Pump \_\_\_\_\_  
 Other: \_\_\_\_\_

Time Started: \_\_\_\_\_ (2400 hrs)  
 Time Completed: \_\_\_\_\_ (2400 hrs)  
 Depth to Product: \_\_\_\_\_ ft  
 Depth to Water: \_\_\_\_\_ ft  
 Hydrocarbon Thickness: \_\_\_\_\_ ft  
 Visual Confirmation/Description: \_\_\_\_\_  
 Skimmer / Absorbent Sock (circle one)  
 Amt Removed from Skimmer: \_\_\_\_\_ gal  
 Amt Removed from Well: \_\_\_\_\_ gal  
 Water Removed: \_\_\_\_\_  
 Product Transferred to: \_\_\_\_\_

Start Time (purge): 1125 Weather Conditions: cloudy/showers  
 Sample Time/Date: 1145 13-21-11 Water Color: dark grey Odor: Y10  
 Approx. Flow Rate: \_\_\_\_\_ gpm. Sediment Description: none  
 Did well de-water? no If yes, Time: \_\_\_\_\_ Volume: \_\_\_\_\_ gal. DTW @ Sampling: 4.10

Time (2400 hr.)	Volume (gal.)	pH	Conductivity (µmhos/cm <del>DS</del> )	Temperature (C / F)	D.O. (mg/L)	ORP (mV)
<u>1130</u>	<u>1</u>	<u>6.83</u>	<u>out of range</u>	<u>16.2</u>		
<u>1134</u>	<u>2.5</u>	<u>6.85</u>	<u>out of range</u>	<u>16.3</u>		
<u>1138</u>	<u>3.5</u>	<u>6.87</u>	<u>out of range</u>	<u>16.4</u>		

### LABORATORY INFORMATION

SAMPLE ID	(#) CONTAINER	REFRIG.	PRESERV. TYPE	LABORATORY	ANALYSES
<u>MW-5</u>	<u>3</u> x vva vial	<u>YES</u>	<u>HCL</u>	<u>KIFF</u>	<u>TPH-JET FUEL/TPH-MO/TPH-DROW/sgc(8015)/TPH-GRO/BTEX/MTBE/NAPHTHALENE(8260)</u>

COMMENTS: \_\_\_\_\_  
 \_\_\_\_\_  
 \_\_\_\_\_

Add/Replaced Lock: \_\_\_\_\_ Add/Replaced Plug: \_\_\_\_\_ Add/Replaced Bolt: \_\_\_\_\_



# GETTLER-RYAN INC.

## WELL MONITORING/SAMPLING FIELD DATA SHEET

Client/Facility#: Rolls Royce Engine Test Job Number: 25-948218.1  
 Site Address: 6701 Old Earhart Road Event Date: 3/21/11 (inclusive)  
 City: Oakland, CA Sampler: JH

Well ID: MW-6 Date Monitored: 3/21/11  
 Well Diameter: 2 1/4 in.  
 Total Depth: 10.10 ft.  
 Depth to Water: 4.68 ft.  Check if water column is less than 0.50 ft.  
5.42 xVF .17 = .92 x3 case volume = Estimated Purge Volume: 2.76 gal.

Volume	3/4"= 0.02	1"= 0.04	2"= 0.17	3"= 0.38
Factor (VF)	4"= 0.66	5"= 1.02	6"= 1.50	12"= 5.80

Depth to Water w/ 80% Recharge [(Height of Water Column x 0.20) + DTW]: 5.76

**Purge Equipment:**  
 Disposable Bailer X  
 Stainless Steel Bailer \_\_\_\_\_  
 Stack Pump \_\_\_\_\_  
 Suction Pump \_\_\_\_\_  
 Grundfos \_\_\_\_\_  
 Peristaltic Pump \_\_\_\_\_  
 QED Bladder Pump \_\_\_\_\_  
 Other: \_\_\_\_\_

**Sampling Equipment:**  
 Disposable Bailer X  
 Pressure Bailer \_\_\_\_\_  
 Discrete Bailer \_\_\_\_\_  
 Peristaltic Pump \_\_\_\_\_  
 QED Bladder Pump \_\_\_\_\_  
 Other: \_\_\_\_\_

Time Started: \_\_\_\_\_ (2400 hrs)  
 Time Completed: \_\_\_\_\_ (2400 hrs)  
 Depth to Product: \_\_\_\_\_ ft  
 Depth to Water: \_\_\_\_\_ ft  
 Hydrocarbon Thickness: \_\_\_\_\_ ft  
 Visual Confirmation/Description: \_\_\_\_\_  
 Skimmer / Absorbant Sock (circle one)  
 Amt Removed from Skimmer: \_\_\_\_\_ gal  
 Amt Removed from Well: \_\_\_\_\_ gal  
 Water Removed: \_\_\_\_\_  
 Product Transferred to: \_\_\_\_\_

Start Time (purge): 1250 Weather Conditions: Cloudy  
 Sample Time/Date: 1320 / 3/21/11 Water Color: cloudy Odor: Y 1 (N)  
 Approx. Flow Rate: - gpm. Sediment Description: L.S.H.  
 Did well de-water? no If yes, Time: \_\_\_\_\_ Volume: \_\_\_\_\_ gal. DTW @ Sampling: 5.90

Time (2400 hr.)	Volume (gal.)	pH	Conductivity (µmhos/cm - (µS))	Temperature (C / F)	D.O. (mg/L)	ORP (mV)
<u>1254</u>	<u>1</u>	<u>6.93</u>	<u>out of Range</u>	<u>14.7</u>		
<u>1258</u>	<u>2</u>	<u>6.87</u>	<u>↓</u>	<u>14.4</u>		
<u>1302</u>	<u>3</u>	<u>6.80</u>	<u>↓</u>	<u>14.6</u>		

### LABORATORY INFORMATION

SAMPLE ID	(#) CONTAINER	REFRIG.	PRESERV. TYPE	LABORATORY	ANALYSES
<u>MW-6</u>	<u>7</u> x voa vial	<u>YES</u>	<u>HCL</u>	<u>KIFF</u>	<u>TPH-JET FUEL/TPH-MO/TPH-DROw/sgc(8015)/TPH-GRO/BTEX/MTBE/NAPHTHALENE(8260)</u>

COMMENTS: \_\_\_\_\_

Add/Replaced Lock: \_\_\_\_\_ Add/Replaced Plug: \_\_\_\_\_ Add/Replaced Bolt: \_\_\_\_\_





# GETTLER-RYAN INC.

## WELL MONITORING/SAMPLING FIELD DATA SHEET

Client/Facility#: Rolls Royce Engine Test Job Number: 25-948218.1  
 Site Address: 6701 Old Earhart Road Event Date: 3/21/11 (inclusive)  
 City: Oakland, CA Sampler: JH

Well ID: MW-7  
 Well Diameter: (2) 14 in.  
 Total Depth: 10.08 ft.  
 Depth to Water: 4.49 ft.

Date Monitored: 3/21/11

Volume	3/4"= 0.02	1"= 0.04	2"= 0.17	3"= 0.38
Factor (VF)	4"= 0.66	5"= 1.02	6"= 1.50	12"= 5.80

Check if water column is less than 0.50 ft.  
 $5.59 \times VF .17 = .95$  x3 case volume = Estimated Purge Volume: 2.85 gal.  
 Depth to Water w/ 80% Recharge [(Height of Water Column x 0.20) + DTW]: 5.60

### Purge Equipment:

Disposable Bailer X  
 Stainless Steel Bailer \_\_\_\_\_  
 Stack Pump \_\_\_\_\_  
 Suction Pump \_\_\_\_\_  
 Grundfos \_\_\_\_\_  
 Peristaltic Pump \_\_\_\_\_  
 QED Bladder Pump \_\_\_\_\_  
 Other: \_\_\_\_\_

### Sampling Equipment:

Disposable Bailer X  
 Pressure Bailer \_\_\_\_\_  
 Discrete Bailer \_\_\_\_\_  
 Peristaltic Pump \_\_\_\_\_  
 QED Bladder Pump \_\_\_\_\_  
 Other: \_\_\_\_\_

Time Started: \_\_\_\_\_ (2400 hrs)  
 Time Completed: \_\_\_\_\_ (2400 hrs)  
 Depth to Product: \_\_\_\_\_ ft  
 Depth to Water: \_\_\_\_\_ ft  
 Hydrocarbon Thickness: \_\_\_\_\_ ft  
 Visual Confirmation/Description: \_\_\_\_\_  
 Skimmer / Absorbent Sock (circle one)  
 Amt Removed from Skimmer: \_\_\_\_\_ gal  
 Amt Removed from Well: \_\_\_\_\_ gal  
 Water Removed: \_\_\_\_\_  
 Product Transferred to: \_\_\_\_\_

Start Time (purge): 1410 Weather Conditions: cloudy  
 Sample Time/Date: 1430 / 3/21/11 Water Color: cloudy Odor: Y10  
 Approx. Flow Rate: \_\_\_\_\_ gpm. Sediment Description: Ls H<sub>2</sub>O  
 Did well de-water? no If yes, Time: \_\_\_\_\_ Volume: \_\_\_\_\_ gal. DTW @ Sampling: 5-40

Time (2400 hr.)	Volume (gal.)	pH	Conductivity (µmhos/cm - <u>MS</u> )	Temperature (C / F)	D.O. (mg/L)	ORP (mV)
<u>1413</u>	<u>1</u>	<u>6.83</u>	<u>out of range</u>	<u>14.7</u>		
<u>1416</u>	<u>2</u>	<u>6.78</u>	<u>↓</u>	<u>14.3</u>		
<u>1419</u>	<u>3</u>	<u>6.71</u>		<u>14.2</u>		

### LABORATORY INFORMATION

SAMPLE ID	(#) CONTAINER	REFRIG.	PRESERV. TYPE	LABORATORY	ANALYSES
<u>MW-7</u>	<u>7</u> x voa vial	YES	HCL	KIFF	TPH-JET FUEL/TPH-MO/TPH-DROw/sgc(8015)/ TPH-GRO/BTEX/MTBE/NAPHTHALENE(8260)

### COMMENTS:

Add/Replaced Lock: \_\_\_\_\_ Add/Replaced Plug: \_\_\_\_\_ Add/Replaced Bolt: \_\_\_\_\_



# GETTLER-RYAN INC.

## WELL MONITORING/SAMPLING FIELD DATA SHEET

Client/Facility#: Rolls Royce Engine Test Job Number: 25-948218.1  
 Site Address: 6701 Old Earhart Road Event Date: 3/21/11 (inclusive)  
 City: Oakland, CA Sampler: JH

Well ID: MW-8 Date Monitored: 3/21/11  
 Well Diameter: (2) 4 in.  
 Total Depth: 9.80 ft.  
 Depth to Water: 3.38 ft.

Volume	3/4"= 0.02	1"= 0.04	2"= 0.17	3"= 0.38
Factor (VF)	4"= 0.66	5"= 1.02	6"= 1.50	12"= 5.80

Depth to Water 6.42 xVF .17 = 1.09 x3 case volume = Estimated Purge Volume: 3.27 gal.  
 Depth to Water w/ 80% Recharge [(Height of Water Column x 0.20) + DTW]: 4.66

**Purge Equipment:**  
 Disposable Bailer   
 Stainless Steel Bailer \_\_\_\_\_  
 Stack Pump \_\_\_\_\_  
 Suction Pump \_\_\_\_\_  
 Grundfos \_\_\_\_\_  
 Peristaltic Pump \_\_\_\_\_  
 QED Bladder Pump \_\_\_\_\_  
 Other: \_\_\_\_\_

**Sampling Equipment:**  
 Disposable Bailer   
 Pressure Bailer \_\_\_\_\_  
 Discrete Bailer \_\_\_\_\_  
 Peristaltic Pump \_\_\_\_\_  
 QED Bladder Pump \_\_\_\_\_  
 Other: \_\_\_\_\_

Time Started: \_\_\_\_\_ (2400 hrs)  
 Time Completed: \_\_\_\_\_ (2400 hrs)  
 Depth to Product: \_\_\_\_\_ ft  
 Depth to Water: \_\_\_\_\_ ft  
 Hydrocarbon Thickness: \_\_\_\_\_ ft  
 Visual Confirmation/Description: \_\_\_\_\_  
 Skimmer / Absorbant Sock (circle one)  
 Amt Removed from Skimmer: \_\_\_\_\_ gal  
 Amt Removed from Well: \_\_\_\_\_ gal  
 Water Removed: \_\_\_\_\_  
 Product Transferred to: \_\_\_\_\_

Start Time (purge): 1110 Weather Conditions: cloudy  
 Sample Time/Date: 1145 / 3/21/11 Water Color: cloudy Odor: Y 1 (N)  
 Approx. Flow Rate: \_\_\_\_\_ gpm. Sediment Description: L. 1.3 H  
 Did well de-water? NO If yes, Time: \_\_\_\_\_ Volume: \_\_\_\_\_ gal. DTW @ Sampling: 4.20

Time (2400 hr.)	Volume (gal.)	pH	Conductivity (µmhos/cm - DS)	Temperature (C / F)	D.O. (mg/L)	ORP (mV)
<u>1113</u>	<u>1</u>	<u>7.39</u>	<u>out of Range</u>	<u>16.2</u>		
<u>1117</u>	<u>2</u>	<u>7.30</u>	<u>↓</u>	<u>16.0</u>		
<u>1121</u>	<u>3.5</u>	<u>7.05</u>	<u>↓</u>	<u>15.7</u>		

### LABORATORY INFORMATION

SAMPLE ID	(#) CONTAINER	REFRIG.	PRESERV. TYPE	LABORATORY	ANALYSES
<u>MW-8</u>	<u>7</u> x voa vial	YES	HCL	KIFF	TPH-JET FUEL/TPH-MO/TPH-DROW/sgc(8015)/ TPH-GRO/BTEX/MTBE/NAPHTHALENE(8260)

COMMENTS: Due to wet/muddy conditions not able to access well with sampling truck.

Add/Replaced Lock: \_\_\_\_\_ Add/Replaced Plug: \_\_\_\_\_ Add/Replaced Bolt: \_\_\_\_\_



# GETTLER-RYAN INC.

## WELL MONITORING/SAMPLING FIELD DATA SHEET

Client/Facility#: Rolls Royce Engine Test Job Number: 25-948218.1  
 Site Address: 6701 Old Earhart Road Event Date: 3-21-11 (inclusive)  
 City: Oakland, CA Sampler: Joe

Well ID: MW-9 Date Monitored: 3-21-11  
 Well Diameter: 214 in.  
 Total Depth: 9.96 ft.  
 Depth to Water: 4.58 ft.

Volume	3/4"= 0.02	1"= 0.04	2"= 0.17	3"= 0.38
Factor (VF)	4"= 0.66	5"= 1.02	6"= 1.50	12"= 5.80

Check if water column is less than 0.50 ft.  
 Depth to Water 5.38 xVF 0.17 = 0.91 x3 case volume = Estimated Purge Volume: 3 gal.  
 Depth to Water w/ 80% Recharge [(Height of Water Column x 0.20) + DTW]: 5.65

**Purge Equipment:**  
 Disposable Bailer   
 Stainless Steel Bailer \_\_\_\_\_  
 Stack Pump \_\_\_\_\_  
 Suction Pump \_\_\_\_\_  
 Grundfos \_\_\_\_\_  
 Peristaltic Pump \_\_\_\_\_  
 QED Bladder Pump \_\_\_\_\_  
 Other: \_\_\_\_\_

**Sampling Equipment:**  
 Disposable Bailer   
 Pressure Bailer \_\_\_\_\_  
 Discrete Bailer \_\_\_\_\_  
 Peristaltic Pump \_\_\_\_\_  
 QED Bladder Pump \_\_\_\_\_  
 Other: \_\_\_\_\_

Time Started: \_\_\_\_\_ (2400 hrs)  
 Time Completed: \_\_\_\_\_ (2400 hrs)  
 Depth to Product: \_\_\_\_\_ ft  
 Depth to Water: \_\_\_\_\_ ft  
 Hydrocarbon Thickness: \_\_\_\_\_ ft  
 Visual Confirmation/Description: \_\_\_\_\_  
 Skimmer / Absorbent Sock (circle one)  
 Amt Removed from Skimmer: \_\_\_\_\_ gal  
 Amt Removed from Well: \_\_\_\_\_ gal  
 Water Removed: \_\_\_\_\_  
 Product Transferred to: \_\_\_\_\_

Start Time (purge): 1045 Weather Conditions: cloudy  
 Sample Time/Date: 1112 3-21-11 Water Color: light grey Odor: Y1 (N)  
 Approx. Flow Rate: \_\_\_\_\_ gpm. Sediment Description: none  
 Did well de-water? no If yes, Time: \_\_\_\_\_ Volume: \_\_\_\_\_ gal. DTW @ Sampling: 4.69

Time (2400 hr.)	Volume (gal.)	pH	Conductivity (µmhos/cm - µS)	Temperature (C / F)	D.O. (mg/L)	ORP (mV)
<u>1050</u>	<u>1</u>	<u>6.71</u>	<u>out of range</u>	<u>15.2</u>	_____	_____
<u>1058</u>	<u>2</u>	<u>6.78</u>	<u>out of range</u>	<u>15.6</u>	_____	_____
<u>1103</u>	<u>3</u>	<u>6.81</u>	<u>out of range</u>	<u>15.5</u>	_____	_____

### LABORATORY INFORMATION

SAMPLE ID	(#) CONTAINER	REFRIG.	PRESERV. TYPE	LABORATORY	ANALYSES
<u>MW-9</u>	<u>7 x voa vial</u>	<u>YES</u>	<u>HCL</u>	<u>KIFF</u>	<u>TPH-JET FUEL/TPH-MO/TPH-DROW/sgc(8015)/TPH-GRO/BTEX/MTBE/NAPHTHALENE(8260)</u>

COMMENTS: \_\_\_\_\_  
 \_\_\_\_\_  
 \_\_\_\_\_

Add/Replaced Lock: \_\_\_\_\_ Add/Replaced Plug: \_\_\_\_\_ Add/Replaced Bolt: \_\_\_\_\_



# GETTLER - RYAN INC.

## WELL MONITORING/SAMPLING FIELD DATA SHEET

Client/Facility#: Rolls Royce Engine Test Job Number: 25-948218.1  
 Site Address: 6701 Old Earhart Road Event Date: 3-21-11 (inclusive)  
 City: Oakland, CA Sampler: Joe

Well ID: MW-10  
 Well Diameter: 214 in.  
 Total Depth: 10.13 ft.  
 Depth to Water: 2.70 ft.

Date Monitored: 3-21-11

Volume	3/4"= 0.02	1"= 0.04	2"= 0.17	3"= 0.38
Factor (VF)	4"= 0.66	5"= 1.02	6"= 1.50	12"= 5.80

Check if water column is less than 0.50 ft.

Depth to Water w/ 80% Recharge [(Height of Water Column x 0.20) + DTW]: 4.18  
 $7.43 \times VF 0.17 = 1.26$  x3 case volume = Estimated Purge Volume: 4 gal.

### Purge Equipment:

Disposable Bailer   
 Stainless Steel Bailer \_\_\_\_\_  
 Stack Pump \_\_\_\_\_  
 Suction Pump \_\_\_\_\_  
 Grundfos \_\_\_\_\_  
 Peristaltic Pump \_\_\_\_\_  
 QED Bladder Pump \_\_\_\_\_  
 Other: \_\_\_\_\_

### Sampling Equipment:

Disposable Bailer   
 Pressure Bailer \_\_\_\_\_  
 Discrete Bailer \_\_\_\_\_  
 Peristaltic Pump \_\_\_\_\_  
 QED Bladder Pump \_\_\_\_\_  
 Other: \_\_\_\_\_

Time Started: \_\_\_\_\_ (2400 hrs)  
 Time Completed: \_\_\_\_\_ (2400 hrs)  
 Depth to Product: \_\_\_\_\_ ft  
 Depth to Water: \_\_\_\_\_ ft  
 Hydrocarbon Thickness: \_\_\_\_\_ ft  
 Visual Confirmation/Description: \_\_\_\_\_  
 Skimmer / Absorbant Sock (circle one)  
 Amt Removed from Skimmer: \_\_\_\_\_ gal  
 Amt Removed from Well: \_\_\_\_\_ gal  
 Water Removed: \_\_\_\_\_  
 Product Transferred to: \_\_\_\_\_

Start Time (purge): 1016 Weather Conditions: cloudy  
 Sample Time/Date: 1038 3-21-11 Water Color: light grey Odor: Y10  
 Approx. Flow Rate: \_\_\_\_\_ gpm. Sediment Description: none  
 Did well de-water? no If yes, Time: \_\_\_\_\_ Volume: \_\_\_\_\_ gal. DTW @ Sampling: 3.11

Time (2400 hr.)	Volume (gal.)	pH	Conductivity (µmhos/cm - µS)	Temperature (° F)	D.O. (mg/L)	ORP (mV)
<u>1021</u>	<u>1</u>	<u>6.82</u>	<u>out of range</u>	<u>15.6</u>	_____	_____
<u>1026</u>	<u>2.5</u>	<u>6.81</u>	<u>out of range</u>	<u>15.2</u>	_____	_____
<u>1030</u>	<u>4</u>	<u>6.77</u>	<u>out of range</u>	<u>15.4</u>	_____	_____

### LABORATORY INFORMATION

SAMPLE ID	(#) CONTAINER	REFRIG.	PRESERV. TYPE	LABORATORY	ANALYSES
<u>MW-10</u>	<u>7</u> x voa vial	<u>YES</u>	<u>HCL</u>	<u>KIFF</u>	<u>TPH-JET FUEL/TPH-MO/TPH-DROW/sgc(8015)/TPH-GRO/BTEX/MTBE/NAPHTHALENE(8260)</u>

COMMENTS: \_\_\_\_\_

Add/Replaced Lock: \_\_\_\_\_ Add/Replaced Plug: \_\_\_\_\_ Add/Replaced Bolt: \_\_\_\_\_



# GETTLER-RYAN INC.

## WELL MONITORING/SAMPLING FIELD DATA SHEET

Client/Facility#: Rolls Royce Engine Test Job Number: 25-948218.1  
 Site Address: 6701 Old Earhart Road Event Date: 3-21-11 (inclusive)  
 City: Oakland, CA Sampler: Joe

Well ID: mw-11 Date Monitored: 3-21-11  
 Well Diameter: 214 in.  
 Total Depth: 10.02 ft.  
 Depth to Water: 2.85 ft.  Check if water column is less than 0.50 ft.

Volume	3/4"= 0.02	1"= 0.04	2"= 0.17	3"= 0.38
Factor (VF)	4"= 0.66	5"= 1.02	6"= 1.50	12"= 5.80

Depth to Water: 7.17 xVF 0.17 = 1.22 x3 case volume = Estimated Purge Volume: 4 gal.  
 Depth to Water w/ 80% Recharge ((Height of Water Column x 0.20) + DTW): 4.28

### Purge Equipment:

Disposable Bailer   
 Stainless Steel Bailer \_\_\_\_\_  
 Stack Pump \_\_\_\_\_  
 Suction Pump \_\_\_\_\_  
 Grundfos \_\_\_\_\_  
 Peristaltic Pump \_\_\_\_\_  
 QED Bladder Pump \_\_\_\_\_  
 Other: \_\_\_\_\_

### Sampling Equipment:

Disposable Bailer \_\_\_\_\_  
 Pressure Bailer   
 Discrete Bailer \_\_\_\_\_  
 Peristaltic Pump \_\_\_\_\_  
 QED Bladder Pump \_\_\_\_\_  
 Other: \_\_\_\_\_

Time Started: \_\_\_\_\_ (2400 hrs)  
 Time Completed: \_\_\_\_\_ (2400 hrs)  
 Depth to Product: \_\_\_\_\_ ft  
 Depth to Water: \_\_\_\_\_ ft  
 Hydrocarbon Thickness: \_\_\_\_\_ ft  
 Visual Confirmation/Description: \_\_\_\_\_  
 Skimmer / Absorbant Sock (circle one)  
 Amt Removed from Skimmer: \_\_\_\_\_ gal  
 Amt Removed from Well: \_\_\_\_\_ gal  
 Water Removed: \_\_\_\_\_  
 Product Transferred to: \_\_\_\_\_

Start Time (purge): 0945 Weather Conditions: cloudy  
 Sample Time/Date: 1010 13-21-11 Water Color: light grey Odor: YIN  
 Approx. Flow Rate: \_\_\_\_\_ gpm. Sediment Description: none  
 Did well de-water? no If yes, Time: \_\_\_\_\_ Volume: \_\_\_\_\_ gal. DTW @ Sampling: 3.16

Time (2400 hr.)	Volume (gal.)	pH	Conductivity (µmhos/cm - <u>43</u> )	Temperature (° / F)	D.O. (mg/L)	ORP (mV)
<u>0950</u>	<u>1</u>	<u>6.88</u>	<u>out of range</u>	<u>16.1</u>		
<u>0955</u>	<u>2.5</u>	<u>6.84</u>	<u>out of range</u>	<u>15.6</u>		
<u>1000</u>	<u>4</u>	<u>6.86</u>	<u>out of range</u>	<u>15.2</u>		

### LABORATORY INFORMATION

SAMPLE ID	(#) CONTAINER	REFRIG.	PRESERV. TYPE	LABORATORY	ANALYSES
<u>mw-11</u>	<u>7</u> x voa vial	<u>YES</u>	<u>HCL</u>	<u>KIFF</u>	<u>TPH-JET FUEL/TPH-MO/TPH-DROW/sgc(8015)/TPH-GRO/BTEX/MTBE/NAPHTHALENE(8260)</u>

### COMMENTS:

Add/Replaced Lock: \_\_\_\_\_ Add/Replaced Plug: \_\_\_\_\_ Add/Replaced Bolt: \_\_\_\_\_



# GETTLER-RYAN INC.

## WELL MONITORING/SAMPLING FIELD DATA SHEET

Client/Facility#: Rolls Royce Engine Test Job Number: 25-948218.1  
 Site Address: 6701 Old Earhart Road Event Date: 3/21/11 (inclusive)  
 City: Oakland, CA Sampler: HAI G K,

Well ID: MW-12 Date Monitored: 3/21/11  
 Well Diameter: (274) in.  
 Total Depth: 9.90 ft.  
 Depth to Water: 2.30 ft.  Check if water column is less than 0.50 ft.  
1.60 xVF 0.17 = 1.2 x3 case volume = Estimated Purge Volume: 3.75 gal.  
 Depth to Water w/ 80% Recharge [(Height of Water Column x 0.20) + DTW]: 3.82

Volume	3/4"= 0.02	1"= 0.04	2"= 0.17	3"= 0.38
Factor (VF)	4"= 0.66	5"= 1.02	6"= 1.50	12"= 5.80

### Purge Equipment:

Disposable Bailer   
 Stainless Steel Bailer \_\_\_\_\_  
 Stack Pump \_\_\_\_\_  
 Suction Pump \_\_\_\_\_  
 Grundfos \_\_\_\_\_  
 Peristaltic Pump \_\_\_\_\_  
 QED Bladder Pump \_\_\_\_\_  
 Other: \_\_\_\_\_

### Sampling Equipment:

Disposable Bailer   
 Pressure Bailer \_\_\_\_\_  
 Discrete Bailer \_\_\_\_\_  
 Peristaltic Pump \_\_\_\_\_  
 QED Bladder Pump \_\_\_\_\_  
 Other: \_\_\_\_\_

Time Started: \_\_\_\_\_ (2400 hrs)  
 Time Completed: \_\_\_\_\_ (2400 hrs)  
 Depth to Product: \_\_\_\_\_ ft  
 Depth to Water: \_\_\_\_\_ ft  
 Hydrocarbon Thickness: 0 ft  
 Visual Confirmation/Description: \_\_\_\_\_  
 Skimmer / Absorbant Sock (circle one)  
 Amt Removed from Skimmer: \_\_\_\_\_ gal  
 Amt Removed from Well: \_\_\_\_\_ gal  
 Water Removed: \_\_\_\_\_  
 Product Transferred to: \_\_\_\_\_

Start Time (purge): 1103 Weather Conditions: CLOUDY  
 Sample Time/Date: 1120/3/21/11 Water Color: CLEAR Odor: DN SLIGHT  
 Approx. Flow Rate: \_\_\_\_\_ gpm. Sediment Description: \_\_\_\_\_  
 Did well de-water? NO If yes, Time: \_\_\_\_\_ Volume: \_\_\_\_\_ gal. DTW @ Sampling: 3.28

Time (2400 hr.)	Volume (gal.)	pH	Conductivity (µmhos/cm - µS)	Temperature (C/ F)	D.O. (mg/L)	ORP (mV)
<u>1107</u>	<u>1.5</u>	<u>7.15</u>	<u>73999</u>	<u>14.7</u>		
<u>1110</u>	<u>2.5</u>	<u>7.13</u>	<u>OUT OF</u>	<u>14.8</u>		
<u>1113</u>	<u>3.75</u>	<u>7.10</u>	<u>RANGE</u>	<u>15.0</u>		

### LABORATORY INFORMATION

SAMPLE ID	(#) CONTAINER	REFRIG.	PRESERV. TYPE	LABORATORY	ANALYSES
<u>MW-12</u>	<u>17</u> x voa vial	<u>YES</u>	<u>HCL</u>	<u>KIFF</u>	<u>TPH-JET FUEL/TPH-MO/TPH-DROW/sgc(8015)/ TPH-GRO/BTEX/MTBE/NAPHTHALENE(8260)</u>

### COMMENTS:

Add/Replaced Lock: \_\_\_\_\_ Add/Replaced Plug: \_\_\_\_\_ Add/Replaced Bolt: \_\_\_\_\_



# GETTLER-RYAN INC.

## WELL MONITORING/SAMPLING FIELD DATA SHEET

Client/Facility#: Rolls Royce Engine Test Job Number: 25-948218.1  
 Site Address: 6701 Old Earhart Road Event Date: 3/21/11 (inclusive)  
 City: Oakland, CA Sampler: HAGIK

Well ID: MW-13  
 Well Diameter: 2(4) in.  
 Total Depth: 9.48 ft.  
 Depth to Water: 1.10 ft.

Date Monitored: 3/21/11

Volume Factor (VF)	3/4"= 0.02	1"= 0.04	2"= 0.17	3"= 0.38
	4"= 0.66	5"= 1.02	6"= 1.50	12"= 5.80

Depth to Water w/ 80% Recharge [(Height of Water Column x 0.20) + DTW]: 2.77  
 Check if water column is less than 0.50 ft.  
 xVF 0.66 = 5.5 x3 case volume = Estimated Purge Volume: 16.5 gal.

### Purge Equipment:

Disposable Bailer \_\_\_\_\_  
 Stainless Steel Bailer \_\_\_\_\_  
 Stack Pump  \_\_\_\_\_  
 Suction Pump \_\_\_\_\_  
 Grundfos \_\_\_\_\_  
 Peristaltic Pump \_\_\_\_\_  
 QED Bladder Pump \_\_\_\_\_  
 Other: \_\_\_\_\_

### Sampling Equipment:

Disposable Bailer  \_\_\_\_\_  
 Pressure Bailer \_\_\_\_\_  
 Discrete Bailer \_\_\_\_\_  
 Peristaltic Pump \_\_\_\_\_  
 QED Bladder Pump \_\_\_\_\_  
 Other: \_\_\_\_\_

Time Started: \_\_\_\_\_ (2400 hrs)  
 Time Completed: \_\_\_\_\_ (2400 hrs)  
 Depth to Product: \_\_\_\_\_ ft  
 Depth to Water: \_\_\_\_\_ ft  
 Hydrocarbon Thickness: 90 ft  
 Visual Confirmation/Description: \_\_\_\_\_  
 Skimmer / Absorbant Sock (circle one)  
 Amt Removed from Skimmer: \_\_\_\_\_ gal  
 Amt Removed from Well: \_\_\_\_\_ gal  
 Water Removed: \_\_\_\_\_  
 Product Transferred to: \_\_\_\_\_

Start Time (purge): 1210 Weather Conditions: CLOUDY  
 Sample Time/Date: 1300/3/21/11 Water Color: CLEAR Odor: YN MODERATE  
 Approx. Flow Rate: 1.5 gpm. Sediment Description: \_\_\_\_\_  
 Did well de-water? YES If yes, Time: 1219 Volume: 13.5 gal. DTW @ Sampling: 2.75

Time (2400 hr.)	Volume (gal.)	pH	Conductivity (µmhos/cm - µS)	Temperature (C / F)	D.O. (mg/L)	ORP (mV)
<u>1214</u>	<u>6</u>	<u>6.83</u>	<u>&gt;3999</u>	<u>15.2</u>		
<u>1218</u>	<u>12</u>	<u>6.80</u>	<u>OUT OF RANGE</u>	<u>15.4</u>		
<u>1219</u>	<u>13.5 DE WATERED, MOVED TO MW-3 THEN CAME BACK AND SAMPLED</u>					

### LABORATORY INFORMATION

SAMPLE ID	(#) CONTAINER	REFRIG.	PRESERV. TYPE	LABORATORY	ANALYSES
<u>MW-13</u>	<u>7</u> x voa vial	<u>YES</u>	<u>HCL</u>	<u>KIFF</u>	<u>TPH-JET FUEL/TPH-MO/TPH-DROW/sgc(8015)/TPH-GRO/BTEX/MTBE/NAPHTHALENE(8260)</u>

COMMENTS: \_\_\_\_\_

Add/Replaced Lock: \_\_\_\_\_ Add/Replaced Plug: \_\_\_\_\_ Add/Replaced Bolt: \_\_\_\_\_



# GETTLER-RYAN INC.

## WELL MONITORING/SAMPLING FIELD DATA SHEET

Client/Facility#: Rolls Royce Engine Test Job Number: 25-948218.1  
 Site Address: 6701 Old Earhart Road Event Date: 3/21/11 (inclusive)  
 City: Oakland, CA Sampler: HAI G K

Well ID: MW-14 Date Monitored: 3/21/11  
 Well Diameter: (2) 4 in.  
 Total Depth: 10.03 ft.  
 Depth to Water: 1.40 ft.  Check if water column is less than 0.50 ft.  
8.63 xVF 0.17 = 1.4 x3 case volume = Estimated Purge Volume: 4.5 gal.  
 Depth to Water w/ 80% Recharge [(Height of Water Column x 0.20) + DTW]: 3.12

Volume	3/4"= 0.02	1"= 0.04	2"= 0.17	3"= 0.38
Factor (VF)	4"= 0.66	5"= 1.02	6"= 1.50	12"= 5.80

**Purge Equipment:**  
 Disposable Bailer   
 Stainless Steel Bailer \_\_\_\_\_  
 Stack Pump \_\_\_\_\_  
 Suction Pump \_\_\_\_\_  
 Grundfos \_\_\_\_\_  
 Peristaltic Pump \_\_\_\_\_  
 QED Bladder Pump \_\_\_\_\_  
 Other: \_\_\_\_\_

**Sampling Equipment:**  
 Disposable Bailer   
 Pressure Bailer \_\_\_\_\_  
 Discrete Bailer \_\_\_\_\_  
 Peristaltic Pump \_\_\_\_\_  
 QED Bladder Pump \_\_\_\_\_  
 Other: \_\_\_\_\_

Time Started: \_\_\_\_\_ (2400 hrs)  
 Time Completed: \_\_\_\_\_ (2400 hrs)  
 Depth to Product: \_\_\_\_\_ ft  
 Depth to Water: \_\_\_\_\_ ft  
 Hydrocarbon Thickness: 40 ft  
 Visual Confirmation/Description: \_\_\_\_\_  
 Skimmer / Absorbant Sock (circle one)  
 Amt Removed from Skimmer: \_\_\_\_\_ gal  
 Amt Removed from Well: \_\_\_\_\_ gal  
 Water Removed: \_\_\_\_\_  
 Product Transferred to: \_\_\_\_\_

Start Time (purge): 1135 Weather Conditions: CLOUDY  
 Sample Time/Date: 1155 3/21/11 Water Color: CLEAR Odor: (Y) IN MODERATE  
 Approx. Flow Rate: \_\_\_\_\_ gpm. Sediment Description: \_\_\_\_\_  
 Did well de-water? No If yes, Time: \_\_\_\_\_ Volume: \_\_\_\_\_ gal. DTW @ Sampling: 2.47

Time (2400 hr.)	Volume (gal.)	pH	Conductivity (µmhos/cm - µS)	Temperature (C/F)	D.O. (mg/L)	ORP (mV)
<u>1138</u>	<u>1.5</u>	<u>6.91</u>	<u>73999</u>	<u>14.9</u>		
<u>1142</u>	<u>3</u>	<u>6.88</u>	<u>OUT OF RANGE</u>	<u>15.2</u>		
<u>1146</u>	<u>4.5</u>	<u>6.87</u>	<u>RANGE</u>	<u>15.1</u>		

### LABORATORY INFORMATION

SAMPLE ID	(#) CONTAINER	REFRIG.	PRESERV. TYPE	LABORATORY	ANALYSES
<u>MW-14</u>	<u>17</u> x voa vial	<u>YES</u>	<u>HCL</u>	<u>KIFF</u>	<u>TPH-JET FUEL/TPH-MO/TPH-DROw/sgc(8015)/TPH-GRO/BTEX/MTBE/NAPHTHALENE(8260)</u>

COMMENTS: \_\_\_\_\_  
 \_\_\_\_\_  
 \_\_\_\_\_

Add/Replaced Lock: \_\_\_\_\_ Add/Replaced Plug: \_\_\_\_\_ Add/Replaced Bolt: \_\_\_\_\_





# GETTLER - RYAN INC.

## WELL MONITORING/SAMPLING FIELD DATA SHEET

Client/Facility#: Rolls Royce Engine Test Job Number: 25-948218.1  
 Site Address: 6701 Old Earhart Road Event Date: 3/21/11 (inclusive)  
 City: Oakland, CA Sampler: HAIG K

Well ID: MW-15 Date Monitored: 3/21/11  
 Well Diameter: 2.4 in.  
 Total Depth: 9.97 ft.  
 Depth to Water: 2.71 ft.

Volume	3/4"= 0.02	1"= 0.04	2"= 0.17	3"= 0.38
Factor (VF)	4"= 0.66	5"= 1.02	6"= 1.50	12"= 5.80

Check if water column is less than 0.50 ft.  
 $7.26 \times VF \ 0.17 = 1.2$  x3 case volume = Estimated Purge Volume: 3.75 gal.  
 Depth to Water w/ 80% Recharge [(Height of Water Column x 0.20) + DTW]: 4.16

### Purge Equipment:

Disposable Bailer   
 Stainless Steel Bailer \_\_\_\_\_  
 Stack Pump \_\_\_\_\_  
 Suction Pump \_\_\_\_\_  
 Grundfos \_\_\_\_\_  
 Peristaltic Pump \_\_\_\_\_  
 QED Bladder Pump \_\_\_\_\_  
 Other: \_\_\_\_\_

### Sampling Equipment:

Disposable Bailer   
 Pressure Bailer \_\_\_\_\_  
 Discrete Bailer \_\_\_\_\_  
 Peristaltic Pump \_\_\_\_\_  
 QED Bladder Pump \_\_\_\_\_  
 Other: \_\_\_\_\_

Time Started: \_\_\_\_\_ (2400 hrs)  
 Time Completed: \_\_\_\_\_ (2400 hrs)  
 Depth to Product: \_\_\_\_\_ ft  
 Depth to Water: \_\_\_\_\_ ft  
 Hydrocarbon Thickness: 0 ft  
 Visual Confirmation/Description: \_\_\_\_\_  
 Skimmer / Absorbant Sock (circle one)  
 Amt Removed from Skimmer: \_\_\_\_\_ gal  
 Amt Removed from Well: \_\_\_\_\_ gal  
 Water Removed: \_\_\_\_\_  
 Product Transferred to: \_\_\_\_\_

Start Time (purge): 1032 Weather Conditions: CLOUDY  
 Sample Time/Date: 1050 / 3/21 / 11 Water Color: CLEAR Odor: Y (N)  
 Approx. Flow Rate: \_\_\_\_\_ gpm. Sediment Description: \_\_\_\_\_  
 Did well de-water? NO If yes, Time: \_\_\_\_\_ Volume: \_\_\_\_\_ gal. DTW @ Sampling: 3.55

Time (2400 hr.)	Volume (gal.)	pH	Conductivity (µmhos/cm - µS)	Temperature (C / F)	D.O. (mg/L)	ORP (mV)
<u>1035</u>	<u>1.5</u>	<u>7.22</u>	<u>3480</u>	<u>14.1</u>	_____	_____
<u>1038</u>	<u>2.5</u>	<u>7.18</u>	<u>3512</u>	<u>14.3</u>	_____	_____
<u>1042</u>	<u>3.75</u>	<u>7.19</u>	<u>3526</u>	<u>14.3</u>	_____	_____

### LABORATORY INFORMATION

SAMPLE ID	(#) CONTAINER	REFRIG.	PRESERV. TYPE	LABORATORY	ANALYSES
<u>MW-15</u>	<u>7</u> x voa vial	<u>YES</u>	<u>HCL</u>	<u>KIFF</u>	<u>TPH-JET FUEL/TPH-MO/TPH-DROw/sgc(8015)/ TPH-GRO/BTEX/MTBE/NAPHTHALENE(8260)</u>

COMMENTS: \_\_\_\_\_

Add/Replaced Lock: \_\_\_\_\_ Add/Replaced Plug: \_\_\_\_\_ Add/Replaced Bolt: \_\_\_\_\_



# GETTLER-RYAN INC.

## WELL MONITORING/SAMPLING FIELD DATA SHEET

Client/Facility#: Rolls Royce Engine Test Job Number: 25-948218.1  
 Site Address: 6701 Old Earhart Road Event Date: 3/21/11 (inclusive)  
 City: Oakland, CA Sampler: HAI G R.

Well ID: MW-17 Date Monitored: 3/21/11  
 Well Diameter: 2.4 in.  
 Total Depth: 9.81 ft.  
 Depth to Water: 2.25 ft.  Check if water column is less than 0.50 ft.  
7.56 xVF 0.17 = 1.28 x3 case volume = Estimated Purge Volume: 4 gal.  
 Depth to Water w/ 80% Recharge [(Height of Water Column x 0.20) + DTW]: 3.76

Volume	3/4"= 0.02	1"= 0.04	2"= 0.17	3"= 0.38
Factor (VF)	4"= 0.66	5"= 1.02	6"= 1.50	12"= 5.80

**Purge Equipment:**  
 Disposable Bailer   
 Stainless Steel Bailer \_\_\_\_\_  
 Stack Pump \_\_\_\_\_  
 Suction Pump \_\_\_\_\_  
 Grundfos \_\_\_\_\_  
 Peristaltic Pump \_\_\_\_\_  
 QED Bladder Pump \_\_\_\_\_  
 Other: \_\_\_\_\_

**Sampling Equipment:**  
 Disposable Bailer   
 Pressure Bailer \_\_\_\_\_  
 Discrete Bailer \_\_\_\_\_  
 Peristaltic Pump \_\_\_\_\_  
 QED Bladder Pump \_\_\_\_\_  
 Other: \_\_\_\_\_

Time Started: \_\_\_\_\_ (2400 hrs)  
 Time Completed: \_\_\_\_\_ (2400 hrs)  
 Depth to Product: \_\_\_\_\_ ft  
 Depth to Water: \_\_\_\_\_ ft  
 Hydrocarbon Thickness: 0 ft  
 Visual Confirmation/Description: \_\_\_\_\_  
 Skimmer / Absorbant Sock (circle one)  
 Amt Removed from Skimmer: \_\_\_\_\_ gal  
 Amt Removed from Well: \_\_\_\_\_ gal  
 Water Removed: \_\_\_\_\_  
 Product Transferred to: \_\_\_\_\_

Start Time (purge): 1305 Weather Conditions: CLOUDY  
 Sample Time/Date: 1325 3/21/11 Water Color: CLOUDY Odor: YIN  
 Approx. Flow Rate: \_\_\_\_\_ gpm. Sediment Description: \_\_\_\_\_  
 Did well de-water? YES If yes, Time: 1308 Volume: 1.5 gal. DTW @ Sampling: 3.75

Time (2400 hr.)	Volume (gal.)	pH	Conductivity (µmhos/cm - µS)	Temperature (C / F)	D.O. (mg/L)	ORP (mV)
<u>1308</u>	<u>1.5</u>	<u>7.18</u>	<u>OUT OF RANGE</u>	<u>15.1</u>	<u>STARTED DEWATERING</u>	
_____	_____	_____	_____	_____	_____	_____
_____	_____	_____	_____	_____	_____	_____

### LABORATORY INFORMATION

SAMPLE ID	(#) CONTAINER	REFRIG.	PRESERV. TYPE	LABORATORY	ANALYSES
<u>MW-17</u>	<u>7</u> x voa vial	<u>YES</u>	<u>HCL</u>	<u>KIFF</u>	<u>TPH-JET FUEL/TPH-MO/TPH-DROW/sgc(8015)/TPH-GRO/BTEX/MTBE/NAPHTHALENE(8260)</u>
_____	_____	_____	_____	_____	_____
_____	_____	_____	_____	_____	_____
_____	_____	_____	_____	_____	_____
_____	_____	_____	_____	_____	_____

COMMENTS: \_\_\_\_\_

Add/Replaced Lock: \_\_\_\_\_ Add/Replaced Plug: \_\_\_\_\_ Add/Replaced Bolt: \_\_\_\_\_



# GETTLER-RYAN INC.

## WELL MONITORING/SAMPLING FIELD DATA SHEET

Client/Facility#: Rolls Royce Engine Test Job Number: 25-948218.1  
 Site Address: 6701 Old Earhart Road Event Date: 3/21/11 (inclusive)  
 City: Oakland, CA Sampler: HAIG K.

Well ID: MW-18 Date Monitored: 3/21/11  
 Well Diameter: 27.4 in.  
 Total Depth: 9.95 ft.  
 Depth to Water: 1.99 ft.  Check if water column is less than 0.50 ft.  
4.96 xVF \_\_\_\_\_ = \_\_\_\_\_ x3 case volume = Estimated Purge Volume: \_\_\_\_\_ gal.

Volume	3/4"= 0.02	1"= 0.04	2"= 0.17	3"= 0.38
Factor (VF)	4"= 0.66	5"= 1.02	6"= 1.50	12"= 5.80

Depth to Water w/ 80% Recharge [(Height of Water Column x 0.20) + DTW]: N/A

### Purge Equipment:

Disposable Bailer   
 Stainless Steel Bailer \_\_\_\_\_  
 Stack Pump \_\_\_\_\_  
 Suction Pump \_\_\_\_\_  
 Grundfos \_\_\_\_\_  
 Peristaltic Pump \_\_\_\_\_  
 QED Bladder Pump \_\_\_\_\_  
 Other: \_\_\_\_\_

### Sampling Equipment:

Disposable Bailer N/A  
 Pressure Bailer \_\_\_\_\_  
 Discrete Bailer \_\_\_\_\_  
 Peristaltic Pump \_\_\_\_\_  
 QED Bladder Pump \_\_\_\_\_  
 Other: \_\_\_\_\_

Time Started: 1005 (2400 hrs)  
 Time Completed: 1018 (2400 hrs)  
 Depth to Product: 1.84 ft  
 Depth to Water: 1.99 ft  
 Hydrocarbon Thickness: 0.15 ft  
 Visual Confirmation/Description: DARK BROWN OILY  
 Skimmer (Absorbant Sock) circle one  
 Amt Removed from Skimmer: N/A gal.  
 Amt Removed from Well: 100 milliliters gal.  
 Water Removed: ONE LITER  
 Product Transferred to: DRUMS ON-SITE

Start Time (purge): \_\_\_\_\_ Weather Conditions: CLOUDY  
 Sample Time/Date: N/A Water Color: \_\_\_\_\_ Odor: Y / N  
 Approx. Flow Rate: \_\_\_\_\_ gpm. Sediment Description: \_\_\_\_\_  
 Did well de-water? \_\_\_\_\_ If yes, Time: \_\_\_\_\_ Volume: \_\_\_\_\_ gal. DTW @ Sampling: N/A

Time (2400 hr.)	Volume (gal.)	pH	Conductivity (µmhos/cm - µS)	Temperature (C / F)	D.O. (mg/L)	ORP (mV)
_____	_____	_____	_____	_____	_____	_____
_____	_____	_____	_____	_____	_____	_____
_____	_____	_____	_____	_____	_____	_____

### LABORATORY INFORMATION

SAMPLE ID	(#) CONTAINER	REFRIG.	PRESERV. TYPE	LABORATORY	ANALYSES
	x voa vial	YES	HCL	KIFF	TPH-JET FUEL/TPH-MO/TPH-DROW/sgc(8015)/ TPH-GRØ/BTEX/MTBE/NAPHTHALENE(8260)

COMMENTS: NOT SAMPLED DUE TO THE PRESENCE OF SPH (0.15')  
ONE ABSORBANT SOCK IN WELL.



# GETTLER - RYAN INC.

## WELL MONITORING/SAMPLING FIELD DATA SHEET

Client/Facility#: Rolls Royce Engine Test Job Number: 25-948218.1  
 Site Address: 6701 Old Earhart Road Event Date: 3/21/11 (inclusive)  
 City: Oakland, CA Sampler: JH

Well ID: NPORD MW-3  
 Well Diameter: 2 1/4 in.  
 Total Depth: 16.44 ft.  
 Depth to Water: 3.28 ft.

Date Monitored: 3/21/11

Volume	3/4"= 0.02	1"= 0.04	2"= 0.17	3"= 0.38
Factor (VF)	4"= 0.66	5"= 1.02	6"= 1.50	12"= 5.80

Check if water column is less than 0.50 ft.

13.16 xVF .66 = 8.68 x3 case volume = Estimated Purge Volume: 26.05 gal.

Depth to Water w/ 80% Recharge [(Height of Water Column x 0.20) + DTW]: 5.91

### Purge Equipment:

Disposable Bailer \_\_\_\_\_  
 Stainless Steel Bailer \_\_\_\_\_  
 Stack Pump X  
 Suction Pump \_\_\_\_\_  
 Grundfos \_\_\_\_\_  
 Peristaltic Pump \_\_\_\_\_  
 QED Bladder Pump \_\_\_\_\_  
 Other: \_\_\_\_\_

### Sampling Equipment:

Disposable Bailer X  
 Pressure Bailer \_\_\_\_\_  
 Discrete Bailer \_\_\_\_\_  
 Peristaltic Pump \_\_\_\_\_  
 QED Bladder Pump \_\_\_\_\_  
 Other: \_\_\_\_\_

Time Started: \_\_\_\_\_ (2400 hrs)  
 Time Completed: \_\_\_\_\_ (2400 hrs)  
 Depth to Product: \_\_\_\_\_ ft  
 Depth to Water: \_\_\_\_\_ ft  
 Hydrocarbon Thickness: \_\_\_\_\_ ft  
 Visual Confirmation/Description: \_\_\_\_\_  
 Skimmer / Absorbant Sock (circle one)  
 Amt Removed from Skimmer: \_\_\_\_\_ gal  
 Amt Removed from Well: \_\_\_\_\_ gal  
 Water Removed: \_\_\_\_\_  
 Product Transferred to: \_\_\_\_\_

Start Time (purge): 1200 Weather Conditions: cloudy  
 Sample Time/Date: 1230 / 3/21/11 Water Color: cloudy Odor: Y 10  
 Approx. Flow Rate: 3 gpm. Sediment Description: Loose  
 Did well de-water? No If yes, Time: \_\_\_\_\_ Volume: \_\_\_\_\_ gal. DTW @ Sampling: 4.97

Time (2400 hr.)	Volume (gal.)	pH	Conductivity (µmhos/cm - <u>25</u> )	Temperature (° / F)	D.O. (mg/L)	ORP (mV)
<u>1203</u>	<u>9</u>	<u>6.81</u>	<u>autoFR</u>	<u>14.3</u>		
<u>1206</u>	<u>18</u>	<u>6.61</u>	<u>↓</u>	<u>14.2</u>		
<u>1209</u>	<u>26</u>	<u>6.45</u>		<u>14.1</u>		

### LABORATORY INFORMATION

SAMPLE ID	(#) CONTAINER	REFRIG.	PRESERV. TYPE	LABORATORY	ANALYSES
<u>NPORD MW-3</u>	<u>7</u> x voa vial	YES	HCL	KIFF	TPH-JET FUEL/TPH-MO/TPH-DROw/sgc(8015)/ TPH-GRO/BTEX/MTBE/NAPHTHALENE(8260)

COMMENTS: (2) TUBES in well



# GETTLER - RYAN INC.

## WELL MONITORING/SAMPLING FIELD DATA SHEET

Client/Facility#: Rolls Royce Engine Test Job Number: 25-948218.1  
 Site Address: 6701 Old Earhart Road Event Date: 3/21/11 (inclusive)  
 City: Oakland, CA Sampler: JH

Well ID NPORD MW-4

Date Monitored: 3/28/11

Well Diameter (2) 4 in.

Total Depth 18.83 ft.

Depth to Water 5.31 ft.

Volume	3/4"= 0.02	1"= 0.04	2"= 0.17	3"= 0.38
Factor (VF)	4"= 0.66	5"= 1.02	6"= 1.50	12"= 5.80

Check if water column is less than 0.50 ft.

13.52 xVF .17 = 2.29 x3 case volume = Estimated Purge Volume: 6.89 gal.

Depth to Water w/ 80% Recharge [(Height of Water Column x 0.20) + DTW]: 8.01

### Purge Equipment:

Disposable Bailer X  
 Stainless Steel Bailer \_\_\_\_\_  
 Stack Pump \_\_\_\_\_  
 Suction Pump \_\_\_\_\_  
 Grundfos \_\_\_\_\_  
 Peristaltic Pump \_\_\_\_\_  
 QED Bladder Pump \_\_\_\_\_  
 Other: \_\_\_\_\_

### Sampling Equipment:

Disposable Bailer X  
 Pressure Bailer \_\_\_\_\_  
 Discrete Bailer \_\_\_\_\_  
 Peristaltic Pump \_\_\_\_\_  
 QED Bladder Pump \_\_\_\_\_  
 Other: \_\_\_\_\_

Time Started: \_\_\_\_\_ (2400 hrs)  
 Time Completed: \_\_\_\_\_ (2400 hrs)  
 Depth to Product: \_\_\_\_\_ ft  
 Depth to Water: \_\_\_\_\_ ft  
 Hydrocarbon Thickness: \_\_\_\_\_ ft  
 Visual Confirmation/Description: \_\_\_\_\_  
 Skimmer / Absorbant Sock (circle one)  
 Amt Removed from Skimmer: \_\_\_\_\_ gal  
 Amt Removed from Well: \_\_\_\_\_ gal  
 Water Removed: \_\_\_\_\_  
 Product Transferred to: \_\_\_\_\_

Start Time (purge): 1000 Weather Conditions: cloudy  
 Sample Time/Date: 1050 / 3/21/11 Water Color: cloudy Odor: Y10  
 Approx. Flow Rate: - gpm. Sediment Description: Light  
 Did well de-water? no If yes, Time: \_\_\_\_\_ Volume: \_\_\_\_\_ gal. DTW @ Sampling: 6.40

Time (2400 hr.)	Volume (gal.)	pH	Conductivity (µmhos/cm - US)	Temperature (C / F)	D.O. (mg/L)	ORP (mV)
<u>1006</u>	<u>2</u>	<u>6.91</u>	<u>out of range</u>	<u>14.9</u>		
<u>1013</u>	<u>4</u>	<u>6.84</u>	<u>↓</u>	<u>14.3</u>		
<u>1020</u>	<u>7</u>	<u>6.82</u>		<u>14.2</u>		

### LABORATORY INFORMATION

SAMPLE ID	(#) CONTAINER	REFRIG.	PRESERV. TYPE	LABORATORY	ANALYSES
<u>NPORD MW-4</u>	<u>7</u> x voa vial	<u>YES</u>	<u>HCL</u>	<u>KIFF</u>	<u>TPH-JET FUEL/TPH-MO/TPH-DROW/sgc(8015)/TPH-GRO/BTEX/MTBE/NAPHTHALENE(8260)</u>

COMMENTS: (2) tubes in well Due to wet/muddy conditions, not able to access well with sampling truck  
Maneuver

Add/Replaced Lock: \_\_\_\_\_ Add/Replaced Plug: \_\_\_\_\_ Add/Replaced Bolt: \_\_\_\_\_

BPA WEIGHT 20.5 Grams



PES Environmental, Inc.  
Engineering & Environmental Services

LOCATION: TEST CELL M

PROJECT:

JOB NO.:

### SEPARATE-PHASE HYDROCARBON REMOVAL LOG

Date	Time	Well ID	Depth to Product (feet BTOC)	Depth to Water (feet BTOC)	Product Thickness (feet)	Amount of Product Removed	Notes
8/5/10	11:30	MW18				395 Grams	
8/12/10	07:30	MW18				418 Grams	
8/23/10	13:45	MW18				413 Grams	
9/8/10	12:25	MW18				441 Grams	
9/15/10	10:35	MW18				373 Grams	
9/22/10	7:00	MW18				401 Grams	
9/29/10	9:30	MW18				396 Grams	
10/11/10	12:20	MW18				400 Grams	
10/20/10	10:10	MW18				422 Grams	
10/27/10	0700	MW18				432 Grams	
11/9/10	0820	MW18				141 Grams	
11/22/10	0935	MW18				372 Grams	

BAG WEIGHT 20.5 GRAMS



PES Environmental, Inc.  
Engineering & Environmental Services

LOCATION: TEST CELL M

PROJECT:

### SEPARATE-PHASE HYDROCARBON REMOVAL LOG

JOB NO.:

Date	Time	Well ID	Depth to Product (feet BTOC)	Depth to Water (feet BTOC)	Product Thickness (feet)	Amount of Product Removed	Notes
12/8/10	0930	MW18				421.5 GRAMS	
12/16/10	1045	MW18				396 GRAMS	
12/24/10	0940	MW18				403 GRAMS	
1/12/11	1310	MW18				417 GRAMS	
1/27/11	0845	MW18				400 GRAMS	
2/14/11	1320	MW18				421 GRAMS	
3/2/11	0910	MW18				418 GRAMS	
3/14/11	1145	MW18				410 GRAMS	
3/25/11	0845	MW18				427 GRAMS	
4/4/11	1320	MW18				416 GRAMS	



## Laboratory Results

Doug Lee  
Gettler-Ryan Inc.  
6747 Sierra Court, Suite J  
Dublin, CA 94568

Subject : 19 Water Samples  
Project Name : Rolls-Royce Engine Test Facility  
Project Number : 25-948218.1

Dear Mr. Lee,

Chemical analysis of the samples referenced above has been completed. Summaries of the data are contained on the following pages. Sample(s) were received under documented chain-of-custody. US EPA protocols for sample storage and preservation were followed. Testing procedures comply with the 2003 NELAC standard. All soil samples are reported on a total weight (wet weight) basis unless noted otherwise in the case narrative. Laboratory results relate only to the samples tested. This report may be freely reproduced in full, but may only be reproduced in part with the express permission of Kiff Analytical, LLC. Kiff Analytical, LLC is certified by the State of California under the National Environmental Laboratory Accreditation Program (NELAP), lab # 08263CA. If you have any questions regarding procedures or results, please call me at 530-297-4800.

Sincerely,



Joel Kiff



Project Name : **Rolls-Royce Engine Test Facility**

Project Number : **25-948218.1**

Sample : **QA**

Matrix : Water

Lab Number : 76860-01

Sample Date :03/21/2011

Parameter	Measured Value	Method Reporting Limit	Units	Analysis Method	Date/Time Analyzed
Benzene	< 0.50	0.50	ug/L	EPA 8260B	03/24/11 22:54
Toluene	< 0.50	0.50	ug/L	EPA 8260B	03/24/11 22:54
Ethylbenzene	< 0.50	0.50	ug/L	EPA 8260B	03/24/11 22:54
Total Xylenes	< 0.50	0.50	ug/L	EPA 8260B	03/24/11 22:54
Methyl-t-butyl ether (MTBE)	< 0.50	0.50	ug/L	EPA 8260B	03/24/11 22:54
TPH as Gasoline	< 50	50	ug/L	EPA 8260B	03/24/11 22:54
Naphthalene	< 0.50	0.50	ug/L	EPA 8260B	03/24/11 22:54
4-Bromofluorobenzene (Surr)	94.6		% Recovery	EPA 8260B	03/24/11 22:54
1,2-Dichloroethane-d4 (Surr)	98.8		% Recovery	EPA 8260B	03/24/11 22:54
Toluene - d8 (Surr)	103		% Recovery	EPA 8260B	03/24/11 22:54

Project Name : **Rolls-Royce Engine Test Facility**

Project Number : **25-948218.1**

Sample : **MW-1**

Matrix : Water

Lab Number : 76860-02

Sample Date :03/21/2011

Parameter	Measured Value	Method Reporting Limit	Units	Analysis Method	Date/Time Analyzed
Benzene	< 0.50	0.50	ug/L	EPA 8260B	03/24/11 20:48
Toluene	< 0.50	0.50	ug/L	EPA 8260B	03/24/11 20:48
Ethylbenzene	< 0.50	0.50	ug/L	EPA 8260B	03/24/11 20:48
Total Xylenes	< 0.50	0.50	ug/L	EPA 8260B	03/24/11 20:48
Methyl-t-butyl ether (MTBE)	< 0.50	0.50	ug/L	EPA 8260B	03/24/11 20:48
TPH as Gasoline	< 50	50	ug/L	EPA 8260B	03/24/11 20:48
Naphthalene	< 0.50	0.50	ug/L	EPA 8260B	03/24/11 20:48
4-Bromofluorobenzene (Surr)	90.7		% Recovery	EPA 8260B	03/24/11 20:48
1,2-Dichloroethane-d4 (Surr)	101		% Recovery	EPA 8260B	03/24/11 20:48
Toluene - d8 (Surr)	110		% Recovery	EPA 8260B	03/24/11 20:48
TPH as Jet Fuel	< 50	50	ug/L	M EPA 8015	03/25/11 11:09
TPH as Diesel (Silica Gel)	< 50	50	ug/L	M EPA 8015	03/25/11 14:48
TPH as Motor Oil	< 100	100	ug/L	M EPA 8015	03/25/11 11:09
Octacosane (Diesel Surrogate)	93.1		% Recovery	M EPA 8015	03/25/11 11:09
Octacosane (Silica Gel Surr)	99.6		% Recovery	M EPA 8015	03/25/11 14:48

Project Name : **Rolls-Royce Engine Test Facility**

Project Number : **25-948218.1**

Sample : **MW-2**

Matrix : Water

Lab Number : 76860-03

Sample Date :03/21/2011

Parameter	Measured Value	Method Reporting Limit	Units	Analysis Method	Date/Time Analyzed
Benzene	< 0.50	0.50	ug/L	EPA 8260B	03/24/11 20:58
Toluene	< 0.50	0.50	ug/L	EPA 8260B	03/24/11 20:58
Ethylbenzene	< 0.50	0.50	ug/L	EPA 8260B	03/24/11 20:58
Total Xylenes	< 0.50	0.50	ug/L	EPA 8260B	03/24/11 20:58
Methyl-t-butyl ether (MTBE)	< 0.50	0.50	ug/L	EPA 8260B	03/24/11 20:58
TPH as Gasoline	< 50	50	ug/L	EPA 8260B	03/24/11 20:58
Naphthalene	< 0.50	0.50	ug/L	EPA 8260B	03/24/11 20:58
4-Bromofluorobenzene (Surr)	96.4		% Recovery	EPA 8260B	03/24/11 20:58
1,2-Dichloroethane-d4 (Surr)	98.4		% Recovery	EPA 8260B	03/24/11 20:58
Toluene - d8 (Surr)	99.7		% Recovery	EPA 8260B	03/24/11 20:58
TPH as Jet Fuel	< 50	50	ug/L	M EPA 8015	03/25/11 11:44
TPH as Diesel (Silica Gel)	< 50	50	ug/L	M EPA 8015	03/25/11 15:18
TPH as Motor Oil	< 100	100	ug/L	M EPA 8015	03/25/11 11:44
Octacosane (Diesel Surrogate)	85.7		% Recovery	M EPA 8015	03/25/11 11:44
Octacosane (Silica Gel Surr)	89.6		% Recovery	M EPA 8015	03/25/11 15:18

Project Name : **Rolls-Royce Engine Test Facility**

Project Number : **25-948218.1**

Sample : **MW-3**

Matrix : Water

Lab Number : 76860-04

Sample Date :03/21/2011

Parameter	Measured Value	Method Reporting Limit	Units	Analysis Method	Date/Time Analyzed
Benzene	< 0.50	0.50	ug/L	EPA 8260B	03/24/11 22:04
Toluene	< 0.50	0.50	ug/L	EPA 8260B	03/24/11 22:04
Ethylbenzene	< 0.50	0.50	ug/L	EPA 8260B	03/24/11 22:04
Total Xylenes	< 0.50	0.50	ug/L	EPA 8260B	03/24/11 22:04
Methyl-t-butyl ether (MTBE)	< 0.50	0.50	ug/L	EPA 8260B	03/24/11 22:04
TPH as Gasoline	< 50	50	ug/L	EPA 8260B	03/24/11 22:04
Naphthalene	< 0.50	0.50	ug/L	EPA 8260B	03/24/11 22:04
4-Bromofluorobenzene (Surr)	98.4		% Recovery	EPA 8260B	03/24/11 22:04
1,2-Dichloroethane-d4 (Surr)	100		% Recovery	EPA 8260B	03/24/11 22:04
Toluene - d8 (Surr)	99.8		% Recovery	EPA 8260B	03/24/11 22:04
<b>TPH as Jet Fuel</b>	<b>400</b>	50	ug/L	M EPA 8015	03/25/11 12:19
TPH as Diesel (Silica Gel)	< 50	50	ug/L	M EPA 8015	03/25/11 15:47
<b>TPH as Motor Oil</b>	<b>500</b>	100	ug/L	M EPA 8015	03/25/11 12:19
Octacosane (Diesel Surrogate)	89.5		% Recovery	M EPA 8015	03/25/11 12:19
Octacosane (Silica Gel Surr)	89.4		% Recovery	M EPA 8015	03/25/11 15:47

Project Name : **Rolls-Royce Engine Test Facility**

Project Number : **25-948218.1**

Sample : **MW-4**

Matrix : Water

Lab Number : 76860-05

Sample Date :03/21/2011

Parameter	Measured Value	Method Reporting Limit	Units	Analysis Method	Date/Time Analyzed
Benzene	< 0.50	0.50	ug/L	EPA 8260B	03/25/11 04:00
Toluene	< 0.50	0.50	ug/L	EPA 8260B	03/25/11 04:00
Ethylbenzene	< 0.50	0.50	ug/L	EPA 8260B	03/25/11 04:00
Total Xylenes	< 0.50	0.50	ug/L	EPA 8260B	03/25/11 04:00
Methyl-t-butyl ether (MTBE)	< 0.50	0.50	ug/L	EPA 8260B	03/25/11 04:00
TPH as Gasoline	< 50	50	ug/L	EPA 8260B	03/25/11 04:00
Naphthalene	< 0.50	0.50	ug/L	EPA 8260B	03/25/11 04:00
4-Bromofluorobenzene (Surr)	96.0		% Recovery	EPA 8260B	03/25/11 04:00
1,2-Dichloroethane-d4 (Surr)	98.4		% Recovery	EPA 8260B	03/25/11 04:00
Toluene - d8 (Surr)	100		% Recovery	EPA 8260B	03/25/11 04:00
<b>TPH as Jet Fuel</b>	<b>220</b>	50	ug/L	M EPA 8015	03/25/11 12:54
TPH as Diesel (Silica Gel)	< 50	50	ug/L	M EPA 8015	03/25/11 16:16
TPH as Motor Oil	< 100	100	ug/L	M EPA 8015	03/25/11 12:54
Octacosane (Diesel Surrogate)	81.4		% Recovery	M EPA 8015	03/25/11 12:54
Octacosane (Silica Gel Surr)	94.7		% Recovery	M EPA 8015	03/25/11 16:16

Project Name : **Rolls-Royce Engine Test Facility**

Project Number : **25-948218.1**

Sample : **MW-5**

Matrix : Water

Lab Number : 76860-06

Sample Date :03/21/2011

Parameter	Measured Value	Method Reporting Limit	Units	Analysis Method	Date/Time Analyzed
Benzene	< 0.50	0.50	ug/L	EPA 8260B	03/24/11 23:57
Toluene	< 0.50	0.50	ug/L	EPA 8260B	03/24/11 23:57
Ethylbenzene	< 0.50	0.50	ug/L	EPA 8260B	03/24/11 23:57
Total Xylenes	< 0.50	0.50	ug/L	EPA 8260B	03/24/11 23:57
Methyl-t-butyl ether (MTBE)	< 0.50	0.50	ug/L	EPA 8260B	03/24/11 23:57
TPH as Gasoline	< 50	50	ug/L	EPA 8260B	03/24/11 23:57
Naphthalene	< 0.50	0.50	ug/L	EPA 8260B	03/24/11 23:57
4-Bromofluorobenzene (Surr)	94.5		% Recovery	EPA 8260B	03/24/11 23:57
1,2-Dichloroethane-d4 (Surr)	99.3		% Recovery	EPA 8260B	03/24/11 23:57
Toluene - d8 (Surr)	106		% Recovery	EPA 8260B	03/24/11 23:57
<b>TPH as Jet Fuel</b>	<b>460</b>	50	ug/L	M EPA 8015	03/25/11 16:58
(Note: Higher boiling hydrocarbons present, atypical for Jet Fuel.)					
<b>TPH as Diesel (Silica Gel)</b>	<b>670</b>	50	ug/L	M EPA 8015	03/25/11 16:46
(Note: Hydrocarbons are higher-boiling than typical Diesel Fuel.)					
<b>TPH as Motor Oil</b>	<b>1600</b>	100	ug/L	M EPA 8015	03/25/11 16:58
Octacosane (Diesel Surrogate)	99.6		% Recovery	M EPA 8015	03/25/11 16:58
Octacosane (Silica Gel Surr)	109		% Recovery	M EPA 8015	03/25/11 16:46

Project Name : **Rolls-Royce Engine Test Facility**

Project Number : **25-948218.1**

Sample : **MW-6**

Matrix : Water

Lab Number : 76860-07

Sample Date :03/21/2011

Parameter	Measured Value	Method Reporting Limit	Units	Analysis Method	Date/Time Analyzed
Benzene	< 0.50	0.50	ug/L	EPA 8260B	03/25/11 00:28
Toluene	< 0.50	0.50	ug/L	EPA 8260B	03/25/11 00:28
Ethylbenzene	< 0.50	0.50	ug/L	EPA 8260B	03/25/11 00:28
Total Xylenes	< 0.50	0.50	ug/L	EPA 8260B	03/25/11 00:28
Methyl-t-butyl ether (MTBE)	< 0.50	0.50	ug/L	EPA 8260B	03/25/11 00:28
TPH as Gasoline	< 50	50	ug/L	EPA 8260B	03/25/11 00:28
Naphthalene	< 0.50	0.50	ug/L	EPA 8260B	03/25/11 00:28
4-Bromofluorobenzene (Surr)	93.6		% Recovery	EPA 8260B	03/25/11 00:28
1,2-Dichloroethane-d4 (Surr)	98.7		% Recovery	EPA 8260B	03/25/11 00:28
Toluene - d8 (Surr)	108		% Recovery	EPA 8260B	03/25/11 00:28
<b>TPH as Jet Fuel</b>	<b>100</b>	50	ug/L	M EPA 8015	03/25/11 13:28
(Note: Higher boiling hydrocarbons present, atypical for Jet Fuel.)					
TPH as Diesel (Silica Gel)	< 50	50	ug/L	M EPA 8015	03/25/11 17:15
<b>TPH as Motor Oil</b>	<b>200</b>	100	ug/L	M EPA 8015	03/25/11 13:28
Octacosane (Diesel Surrogate)	93.2		% Recovery	M EPA 8015	03/25/11 13:28
Octacosane (Silica Gel Surr)	102		% Recovery	M EPA 8015	03/25/11 17:15

Project Name : **Rolls-Royce Engine Test Facility**

Project Number : **25-948218.1**

Sample : **MW-7**

Matrix : Water

Lab Number : 76860-08

Sample Date :03/21/2011

Parameter	Measured Value	Method Reporting Limit	Units	Analysis Method	Date/Time Analyzed
Benzene	< 0.50	0.50	ug/L	EPA 8260B	03/25/11 01:00
Toluene	< 0.50	0.50	ug/L	EPA 8260B	03/25/11 01:00
Ethylbenzene	< 0.50	0.50	ug/L	EPA 8260B	03/25/11 01:00
Total Xylenes	< 0.50	0.50	ug/L	EPA 8260B	03/25/11 01:00
Methyl-t-butyl ether (MTBE)	< 0.50	0.50	ug/L	EPA 8260B	03/25/11 01:00
TPH as Gasoline	< 50	50	ug/L	EPA 8260B	03/25/11 01:00
Naphthalene	< 0.50	0.50	ug/L	EPA 8260B	03/25/11 01:00
4-Bromofluorobenzene (Surr)	93.2		% Recovery	EPA 8260B	03/25/11 01:00
1,2-Dichloroethane-d4 (Surr)	98.3		% Recovery	EPA 8260B	03/25/11 01:00
Toluene - d8 (Surr)	107		% Recovery	EPA 8260B	03/25/11 01:00
<b>TPH as Jet Fuel</b>	<b>240</b>	50	ug/L	M EPA 8015	03/25/11 14:03
(Note: Higher boiling hydrocarbons present, atypical for Jet Fuel.)					
TPH as Diesel (Silica Gel)	< 50	50	ug/L	M EPA 8015	03/25/11 17:44
<b>TPH as Motor Oil</b>	<b>160</b>	100	ug/L	M EPA 8015	03/25/11 14:03
Octacosane (Diesel Surrogate)	93.5		% Recovery	M EPA 8015	03/25/11 14:03
Octacosane (Silica Gel Surr)	93.9		% Recovery	M EPA 8015	03/25/11 17:44



Project Name : **Rolls-Royce Engine Test Facility**

Project Number : **25-948218.1**

Sample : **MW-8**

Matrix : Water

Lab Number : 76860-09

Sample Date :03/21/2011

Parameter	Measured Value	Method Reporting Limit	Units	Analysis Method	Date/Time Analyzed
Benzene	< 0.50	0.50	ug/L	EPA 8260B	03/25/11 01:31
Toluene	< 0.50	0.50	ug/L	EPA 8260B	03/25/11 01:31
Ethylbenzene	< 0.50	0.50	ug/L	EPA 8260B	03/25/11 01:31
Total Xylenes	< 0.50	0.50	ug/L	EPA 8260B	03/25/11 01:31
Methyl-t-butyl ether (MTBE)	< 0.50	0.50	ug/L	EPA 8260B	03/25/11 01:31
TPH as Gasoline	< 50	50	ug/L	EPA 8260B	03/25/11 01:31
Naphthalene	< 0.50	0.50	ug/L	EPA 8260B	03/25/11 01:31
4-Bromofluorobenzene (Surr)	90.6		% Recovery	EPA 8260B	03/25/11 01:31
1,2-Dichloroethane-d4 (Surr)	100		% Recovery	EPA 8260B	03/25/11 01:31
Toluene - d8 (Surr)	109		% Recovery	EPA 8260B	03/25/11 01:31
TPH as Jet Fuel	< 50	50	ug/L	M EPA 8015	03/25/11 14:38
TPH as Diesel (Silica Gel)	< 50	50	ug/L	M EPA 8015	03/26/11 03:14
TPH as Motor Oil	< 100	100	ug/L	M EPA 8015	03/25/11 14:38
Octacosane (Diesel Surrogate)	94.4		% Recovery	M EPA 8015	03/25/11 14:38
Octacosane (Silica Gel Surr)	90.8		% Recovery	M EPA 8015	03/26/11 03:14

Project Name : **Rolls-Royce Engine Test Facility**

Project Number : **25-948218.1**

Sample : **MW-9**

Matrix : Water

Lab Number : 76860-10

Sample Date :03/21/2011

Parameter	Measured Value	Method Reporting Limit	Units	Analysis Method	Date/Time Analyzed
Benzene	< 0.50	0.50	ug/L	EPA 8260B	03/25/11 02:02
Toluene	< 0.50	0.50	ug/L	EPA 8260B	03/25/11 02:02
Ethylbenzene	< 0.50	0.50	ug/L	EPA 8260B	03/25/11 02:02
Total Xylenes	< 0.50	0.50	ug/L	EPA 8260B	03/25/11 02:02
Methyl-t-butyl ether (MTBE)	< 0.50	0.50	ug/L	EPA 8260B	03/25/11 02:02
TPH as Gasoline	< 50	50	ug/L	EPA 8260B	03/25/11 02:02
Naphthalene	< 0.50	0.50	ug/L	EPA 8260B	03/25/11 02:02
4-Bromofluorobenzene (Surr)	91.7		% Recovery	EPA 8260B	03/25/11 02:02
1,2-Dichloroethane-d4 (Surr)	98.8		% Recovery	EPA 8260B	03/25/11 02:02
Toluene - d8 (Surr)	110		% Recovery	EPA 8260B	03/25/11 02:02
<b>TPH as Jet Fuel</b>	<b>460</b>	50	ug/L	M EPA 8015	03/25/11 15:13
(Note: Higher boiling hydrocarbons present, atypical for Jet Fuel.)					
<b>TPH as Diesel (Silica Gel)</b>	<b>280</b>	50	ug/L	M EPA 8015	03/25/11 22:23
(Note: Hydrocarbons are higher-boiling than typical Diesel Fuel.)					
<b>TPH as Motor Oil</b>	<b>780</b>	100	ug/L	M EPA 8015	03/25/11 15:13
Octacosane (Diesel Surrogate)	103		% Recovery	M EPA 8015	03/25/11 15:13
Octacosane (Silica Gel Surr)	103		% Recovery	M EPA 8015	03/25/11 22:23

Project Name : **Rolls-Royce Engine Test Facility**

Project Number : **25-948218.1**

Sample : **MW-10**

Matrix : Water

Lab Number : 76860-11

Sample Date :03/21/2011

Parameter	Measured Value	Method Reporting Limit	Units	Analysis Method	Date/Time Analyzed
Benzene	< 0.50	0.50	ug/L	EPA 8260B	03/25/11 02:34
Toluene	< 0.50	0.50	ug/L	EPA 8260B	03/25/11 02:34
Ethylbenzene	< 0.50	0.50	ug/L	EPA 8260B	03/25/11 02:34
Total Xylenes	< 0.50	0.50	ug/L	EPA 8260B	03/25/11 02:34
Methyl-t-butyl ether (MTBE)	< 0.50	0.50	ug/L	EPA 8260B	03/25/11 02:34
TPH as Gasoline	< 50	50	ug/L	EPA 8260B	03/25/11 02:34
Naphthalene	< 0.50	0.50	ug/L	EPA 8260B	03/25/11 02:34
4-Bromofluorobenzene (Surr)	92.0		% Recovery	EPA 8260B	03/25/11 02:34
1,2-Dichloroethane-d4 (Surr)	101		% Recovery	EPA 8260B	03/25/11 02:34
Toluene - d8 (Surr)	110		% Recovery	EPA 8260B	03/25/11 02:34
<b>TPH as Jet Fuel</b>	<b>610</b>	50	ug/L	M EPA 8015	03/25/11 15:48
(Note: Higher boiling hydrocarbons present, atypical for Jet Fuel.)					
TPH as Diesel (Silica Gel)	< 50	50	ug/L	M EPA 8015	03/25/11 22:52
TPH as Motor Oil	< 100	100	ug/L	M EPA 8015	03/25/11 15:48
Octacosane (Diesel Surrogate)	96.8		% Recovery	M EPA 8015	03/25/11 15:48
Octacosane (Silica Gel Surr)	96.2		% Recovery	M EPA 8015	03/25/11 22:52

Project Name : **Rolls-Royce Engine Test Facility**

Project Number : **25-948218.1**

Sample : **MW-11**

Matrix : Water

Lab Number : 76860-12

Sample Date :03/21/2011

Parameter	Measured Value	Method Reporting Limit	Units	Analysis Method	Date/Time Analyzed
Benzene	< 0.50	0.50	ug/L	EPA 8260B	03/25/11 03:05
Toluene	< 0.50	0.50	ug/L	EPA 8260B	03/25/11 03:05
Ethylbenzene	< 0.50	0.50	ug/L	EPA 8260B	03/25/11 03:05
Total Xylenes	< 0.50	0.50	ug/L	EPA 8260B	03/25/11 03:05
Methyl-t-butyl ether (MTBE)	< 0.50	0.50	ug/L	EPA 8260B	03/25/11 03:05
TPH as Gasoline	< 50	50	ug/L	EPA 8260B	03/25/11 03:05
Naphthalene	< 0.50	0.50	ug/L	EPA 8260B	03/25/11 03:05
4-Bromofluorobenzene (Surr)	90.4		% Recovery	EPA 8260B	03/25/11 03:05
1,2-Dichloroethane-d4 (Surr)	99.6		% Recovery	EPA 8260B	03/25/11 03:05
Toluene - d8 (Surr)	110		% Recovery	EPA 8260B	03/25/11 03:05
<b>TPH as Jet Fuel</b>	<b>410</b>	50	ug/L	M EPA 8015	03/25/11 16:23
(Note: Higher boiling hydrocarbons present, atypical for Jet Fuel.)					
<b>TPH as Diesel (Silica Gel)</b>	<b>83</b>	50	ug/L	M EPA 8015	03/25/11 23:21
(Note: Hydrocarbons are higher-boiling than typical Diesel Fuel.)					
<b>TPH as Motor Oil</b>	<b>280</b>	100	ug/L	M EPA 8015	03/25/11 16:23
Octacosane (Diesel Surrogate)	100		% Recovery	M EPA 8015	03/25/11 16:23
Octacosane (Silica Gel Surr)	104		% Recovery	M EPA 8015	03/25/11 23:21

Project Name : **Rolls-Royce Engine Test Facility**

Project Number : **25-948218.1**

Sample : **MW-12**

Matrix : Water

Lab Number : 76860-13

Sample Date :03/21/2011

Parameter	Measured Value	Method Reporting Limit	Units	Analysis Method	Date/Time Analyzed
Benzene	< 0.50	0.50	ug/L	EPA 8260B	03/25/11 03:36
Toluene	< 0.50	0.50	ug/L	EPA 8260B	03/25/11 03:36
Ethylbenzene	< 0.50	0.50	ug/L	EPA 8260B	03/25/11 03:36
Total Xylenes	< 0.50	0.50	ug/L	EPA 8260B	03/25/11 03:36
Methyl-t-butyl ether (MTBE)	< 0.50	0.50	ug/L	EPA 8260B	03/25/11 03:36
TPH as Gasoline	< 50	50	ug/L	EPA 8260B	03/25/11 03:36
Naphthalene	< 0.50	0.50	ug/L	EPA 8260B	03/25/11 03:36
4-Bromofluorobenzene (Surr)	92.3		% Recovery	EPA 8260B	03/25/11 03:36
1,2-Dichloroethane-d4 (Surr)	98.9		% Recovery	EPA 8260B	03/25/11 03:36
Toluene - d8 (Surr)	110		% Recovery	EPA 8260B	03/25/11 03:36
TPH as Jet Fuel	< 50	50	ug/L	M EPA 8015	03/25/11 21:37
TPH as Diesel (Silica Gel)	< 50	50	ug/L	M EPA 8015	03/25/11 23:50
TPH as Motor Oil	< 100	100	ug/L	M EPA 8015	03/25/11 21:37
Octacosane (Diesel Surrogate)	92.6		% Recovery	M EPA 8015	03/25/11 21:37
Octacosane (Silica Gel Surr)	96.6		% Recovery	M EPA 8015	03/25/11 23:50

Project Name : **Rolls-Royce Engine Test Facility**

Project Number : **25-948218.1**

Sample : **MW-13**

Matrix : Water

Lab Number : 76860-14

Sample Date :03/21/2011

Parameter	Measured Value	Method Reporting Limit	Units	Analysis Method	Date/Time Analyzed
<b>Benzene</b>	<b>1.0</b>	0.50	ug/L	EPA 8260B	03/25/11 04:08
Toluene	< 0.50	0.50	ug/L	EPA 8260B	03/25/11 04:08
Ethylbenzene	< 0.50	0.50	ug/L	EPA 8260B	03/25/11 04:08
Total Xylenes	< 0.50	0.50	ug/L	EPA 8260B	03/25/11 04:08
<b>Methyl-t-butyl ether (MTBE)</b>	<b>1.7</b>	0.50	ug/L	EPA 8260B	03/25/11 04:08
<b>TPH as Gasoline</b>	<b>260</b>	50	ug/L	EPA 8260B	03/25/11 04:08
<b>Naphthalene</b>	<b>3.1</b>	0.50	ug/L	EPA 8260B	03/25/11 04:08
4-Bromofluorobenzene (Surr)	90.1		% Recovery	EPA 8260B	03/25/11 04:08
1,2-Dichloroethane-d4 (Surr)	97.8		% Recovery	EPA 8260B	03/25/11 04:08
Toluene - d8 (Surr)	110		% Recovery	EPA 8260B	03/25/11 04:08
<b>TPH as Jet Fuel</b>	<b>2400</b>	50	ug/L	M EPA 8015	03/26/11 03:32
(Note: Higher boiling hydrocarbons present, atypical for Jet Fuel.)					
<b>TPH as Diesel (Silica Gel)</b>	<b>76</b>	50	ug/L	M EPA 8015	03/26/11 00:19
(Note: Lower boiling hydrocarbons present, atypical for Diesel Fuel.)					
TPH as Motor Oil	< 100	100	ug/L	M EPA 8015	03/26/11 03:32
Octacosane (Diesel Surrogate)	109		% Recovery	M EPA 8015	03/26/11 03:32
Octacosane (Silica Gel Surr)	92.0		% Recovery	M EPA 8015	03/26/11 00:19

Project Name : **Rolls-Royce Engine Test Facility**

Project Number : **25-948218.1**

Sample : **MW-14**

Matrix : Water

Lab Number : 76860-15

Sample Date :03/21/2011

Parameter	Measured Value	Method Reporting Limit	Units	Analysis Method	Date/Time Analyzed
Benzene	< 0.50	0.50	ug/L	EPA 8260B	03/25/11 04:39
Toluene	< 0.50	0.50	ug/L	EPA 8260B	03/25/11 04:39
Ethylbenzene	< 0.50	0.50	ug/L	EPA 8260B	03/25/11 04:39
Total Xylenes	< 0.50	0.50	ug/L	EPA 8260B	03/25/11 04:39
<b>Methyl-t-butyl ether (MTBE)</b>	<b>1.3</b>	0.50	ug/L	EPA 8260B	03/25/11 04:39
TPH as Gasoline	< 50	50	ug/L	EPA 8260B	03/25/11 04:39
Naphthalene	< 0.50	0.50	ug/L	EPA 8260B	03/25/11 04:39
4-Bromofluorobenzene (Surr)	94.7		% Recovery	EPA 8260B	03/25/11 04:39
1,2-Dichloroethane-d4 (Surr)	101		% Recovery	EPA 8260B	03/25/11 04:39
Toluene - d8 (Surr)	105		% Recovery	EPA 8260B	03/25/11 04:39
<b>TPH as Jet Fuel</b>	<b>730</b>	50	ug/L	M EPA 8015	03/26/11 00:32
(Note: Higher boiling hydrocarbons present, atypical for Jet Fuel.)					
TPH as Diesel (Silica Gel)	< 50	50	ug/L	M EPA 8015	03/26/11 00:48
<b>TPH as Motor Oil</b>	<b>230</b>	100	ug/L	M EPA 8015	03/26/11 00:32
Octacosane (Diesel Surrogate)	99.4		% Recovery	M EPA 8015	03/26/11 00:32
Octacosane (Silica Gel Surr)	96.7		% Recovery	M EPA 8015	03/26/11 00:48

Project Name : **Rolls-Royce Engine Test Facility**

Project Number : **25-948218.1**

Sample : **MW-15**

Matrix : Water

Lab Number : 76860-16

Sample Date :03/21/2011

Parameter	Measured Value	Method Reporting Limit	Units	Analysis Method	Date/Time Analyzed
Benzene	< 0.50	0.50	ug/L	EPA 8260B	03/25/11 05:10
Toluene	< 0.50	0.50	ug/L	EPA 8260B	03/25/11 05:10
Ethylbenzene	< 0.50	0.50	ug/L	EPA 8260B	03/25/11 05:10
Total Xylenes	< 0.50	0.50	ug/L	EPA 8260B	03/25/11 05:10
Methyl-t-butyl ether (MTBE)	< 0.50	0.50	ug/L	EPA 8260B	03/25/11 05:10
TPH as Gasoline	< 50	50	ug/L	EPA 8260B	03/25/11 05:10
Naphthalene	< 0.50	0.50	ug/L	EPA 8260B	03/25/11 05:10
4-Bromofluorobenzene (Surr)	93.4		% Recovery	EPA 8260B	03/25/11 05:10
1,2-Dichloroethane-d4 (Surr)	97.4		% Recovery	EPA 8260B	03/25/11 05:10
Toluene - d8 (Surr)	105		% Recovery	EPA 8260B	03/25/11 05:10
<b>TPH as Jet Fuel</b>	<b>200</b>	50	ug/L	M EPA 8015	03/25/11 23:57
(Note: Higher boiling hydrocarbons present, atypical for Jet Fuel.)					
TPH as Diesel (Silica Gel)	< 50	50	ug/L	M EPA 8015	03/26/11 01:17
TPH as Motor Oil	< 100	100	ug/L	M EPA 8015	03/25/11 23:57
Octacosane (Diesel Surrogate)	94.9		% Recovery	M EPA 8015	03/25/11 23:57
Octacosane (Silica Gel Surr)	99.9		% Recovery	M EPA 8015	03/26/11 01:17



Project Name : **Rolls-Royce Engine Test Facility**

Project Number : **25-948218.1**

Sample : **MW-17**

Matrix : Water

Lab Number : 76860-17

Sample Date :03/21/2011

Parameter	Measured Value	Method Reporting Limit	Units	Analysis Method	Date/Time Analyzed
Benzene	< 0.50	0.50	ug/L	EPA 8260B	03/25/11 02:15
Toluene	< 0.50	0.50	ug/L	EPA 8260B	03/25/11 02:15
Ethylbenzene	< 0.50	0.50	ug/L	EPA 8260B	03/25/11 02:15
Total Xylenes	< 0.50	0.50	ug/L	EPA 8260B	03/25/11 02:15
Methyl-t-butyl ether (MTBE)	< 0.50	0.50	ug/L	EPA 8260B	03/25/11 02:15
TPH as Gasoline	< 50	50	ug/L	EPA 8260B	03/25/11 02:15
Naphthalene	< 0.50	0.50	ug/L	EPA 8260B	03/25/11 02:15
4-Bromofluorobenzene (Surr)	95.0		% Recovery	EPA 8260B	03/25/11 02:15
1,2-Dichloroethane-d4 (Surr)	99.0		% Recovery	EPA 8260B	03/25/11 02:15
Toluene - d8 (Surr)	100		% Recovery	EPA 8260B	03/25/11 02:15
TPH as Jet Fuel	< 50	50	ug/L	M EPA 8015	03/25/11 23:22
TPH as Diesel (Silica Gel)	< 50	50	ug/L	M EPA 8015	03/26/11 01:47
TPH as Motor Oil	< 100	100	ug/L	M EPA 8015	03/25/11 23:22
Octacosane (Diesel Surrogate)	92.4		% Recovery	M EPA 8015	03/25/11 23:22
Octacosane (Silica Gel Surr)	91.2		% Recovery	M EPA 8015	03/26/11 01:47

Project Name : **Rolls-Royce Engine Test Facility**

Project Number : **25-948218.1**

Sample : **NPORDMW-3**

Matrix : Water

Lab Number : 76860-18

Sample Date :03/21/2011

Parameter	Measured Value	Method Reporting Limit	Units	Analysis Method	Date/Time Analyzed
Benzene	< 0.50	0.50	ug/L	EPA 8260B	03/25/11 02:50
Toluene	< 0.50	0.50	ug/L	EPA 8260B	03/25/11 02:50
Ethylbenzene	< 0.50	0.50	ug/L	EPA 8260B	03/25/11 02:50
Total Xylenes	< 0.50	0.50	ug/L	EPA 8260B	03/25/11 02:50
Methyl-t-butyl ether (MTBE)	< 0.50	0.50	ug/L	EPA 8260B	03/25/11 02:50
TPH as Gasoline	< 50	50	ug/L	EPA 8260B	03/25/11 02:50
Naphthalene	< 0.50	0.50	ug/L	EPA 8260B	03/25/11 02:50
4-Bromofluorobenzene (Surr)	96.3		% Recovery	EPA 8260B	03/25/11 02:50
1,2-Dichloroethane-d4 (Surr)	99.0		% Recovery	EPA 8260B	03/25/11 02:50
Toluene - d8 (Surr)	100		% Recovery	EPA 8260B	03/25/11 02:50
TPH as Jet Fuel (Note: Higher boiling hydrocarbons present, atypical for Jet Fuel.)	< 50	50	ug/L	M EPA 8015	03/25/11 22:47
TPH as Diesel (Silica Gel)	< 50	50	ug/L	M EPA 8015	03/26/11 02:16
TPH as Motor Oil	< 100	100	ug/L	M EPA 8015	03/25/11 22:47
Octacosane (Diesel Surrogate)	93.4		% Recovery	M EPA 8015	03/25/11 22:47
Octacosane (Silica Gel Surr)	100		% Recovery	M EPA 8015	03/26/11 02:16

Project Name : **Rolls-Royce Engine Test Facility**

Project Number : **25-948218.1**

Sample : **NPORDMW-4**

Matrix : Water

Lab Number : 76860-19

Sample Date :03/21/2011

Parameter	Measured Value	Method Reporting Limit	Units	Analysis Method	Date/Time Analyzed
Benzene	< 0.50	0.50	ug/L	EPA 8260B	03/25/11 03:25
Toluene	< 0.50	0.50	ug/L	EPA 8260B	03/25/11 03:25
Ethylbenzene	< 0.50	0.50	ug/L	EPA 8260B	03/25/11 03:25
Total Xylenes	< 0.50	0.50	ug/L	EPA 8260B	03/25/11 03:25
Methyl-t-butyl ether (MTBE)	< 0.50	0.50	ug/L	EPA 8260B	03/25/11 03:25
TPH as Gasoline	< 50	50	ug/L	EPA 8260B	03/25/11 03:25
Naphthalene	< 0.50	0.50	ug/L	EPA 8260B	03/25/11 03:25
4-Bromofluorobenzene (Surr)	95.8		% Recovery	EPA 8260B	03/25/11 03:25
1,2-Dichloroethane-d4 (Surr)	98.8		% Recovery	EPA 8260B	03/25/11 03:25
Toluene - d8 (Surr)	100		% Recovery	EPA 8260B	03/25/11 03:25
<b>TPH as Jet Fuel</b>	<b>270</b>	50	ug/L	M EPA 8015	03/25/11 22:12
TPH as Diesel (Silica Gel)	< 50	50	ug/L	M EPA 8015	03/26/11 02:45
TPH as Motor Oil	< 100	100	ug/L	M EPA 8015	03/25/11 22:12
Octacosane (Diesel Surrogate)	94.2		% Recovery	M EPA 8015	03/25/11 22:12
Octacosane (Silica Gel Surr)	99.1		% Recovery	M EPA 8015	03/26/11 02:45

**QC Report : Method Blank Data**Project Name : **Rolls-Royce Engine Test Facility**Project Number : **25-948218.1**

Parameter	Measured Value	Method Reporting Limit	Units	Analysis Method	Date Analyzed
TPH as Diesel (Silica Gel)	< 50	50	ug/L	M EPA 8015	03/25/2011
TPH as Jet Fuel	< 50	50	ug/L	M EPA 8015	03/25/2011
TPH as Motor Oil	< 100	100	ug/L	M EPA 8015	03/25/2011
Octacosane (Diesel Surrogate)	90.6		%	M EPA 8015	03/25/2011
Octacosane (Silica Gel Surr)	92.6		%	M EPA 8015	03/25/2011
Benzene	< 0.50	0.50	ug/L	EPA 8260B	03/24/2011
Ethylbenzene	< 0.50	0.50	ug/L	EPA 8260B	03/24/2011
Toluene	< 0.50	0.50	ug/L	EPA 8260B	03/24/2011
Total Xylenes	< 0.50	0.50	ug/L	EPA 8260B	03/24/2011
Methyl-t-butyl ether (MTBE)	< 0.50	0.50	ug/L	EPA 8260B	03/24/2011
TPH as Gasoline	< 50	50	ug/L	EPA 8260B	03/24/2011
Naphthalene	< 0.50	0.50	ug/L	EPA 8260B	03/24/2011
1,2-Dichloroethane-d4 (Surr)	99.7		%	EPA 8260B	03/24/2011
4-Bromofluorobenzene (Surr)	91.0		%	EPA 8260B	03/24/2011
Toluene - d8 (Surr)	108		%	EPA 8260B	03/24/2011
Benzene	< 0.50	0.50	ug/L	EPA 8260B	03/24/2011
Ethylbenzene	< 0.50	0.50	ug/L	EPA 8260B	03/24/2011
Toluene	< 0.50	0.50	ug/L	EPA 8260B	03/24/2011
Total Xylenes	< 0.50	0.50	ug/L	EPA 8260B	03/24/2011
Methyl-t-butyl ether (MTBE)	< 0.50	0.50	ug/L	EPA 8260B	03/24/2011
TPH as Gasoline	< 50	50	ug/L	EPA 8260B	03/24/2011
Naphthalene	< 0.50	0.50	ug/L	EPA 8260B	03/24/2011
1,2-Dichloroethane-d4 (Surr)	101		%	EPA 8260B	03/24/2011
4-Bromofluorobenzene (Surr)	94.3		%	EPA 8260B	03/24/2011
Toluene - d8 (Surr)	99.9		%	EPA 8260B	03/24/2011

Parameter	Measured Value	Method Reporting Limit	Units	Analysis Method	Date Analyzed
Benzene	< 0.50	0.50	ug/L	EPA 8260B	03/24/2011
Ethylbenzene	< 0.50	0.50	ug/L	EPA 8260B	03/24/2011
Toluene	< 0.50	0.50	ug/L	EPA 8260B	03/24/2011
Total Xylenes	< 0.50	0.50	ug/L	EPA 8260B	03/24/2011
Methyl-t-butyl ether (MTBE)	< 0.50	0.50	ug/L	EPA 8260B	03/24/2011
TPH as Gasoline	< 50	50	ug/L	EPA 8260B	03/24/2011
Naphthalene	< 0.50	0.50	ug/L	EPA 8260B	03/24/2011
1,2-Dichloroethane-d4 (Surr)	100		%	EPA 8260B	03/24/2011
4-Bromofluorobenzene (Surr)	96.8		%	EPA 8260B	03/24/2011
Toluene - d8 (Surr)	100		%	EPA 8260B	03/24/2011

**QC Report : Matrix Spike/ Matrix Spike Duplicate**Project Name : **Rolls-Royce Engine Test Facility**Project Number : **25-948218.1**

Parameter	Spiked Sample	Sample Value	Spike Level	Spike Dup. Level	Spiked Sample Value	Duplicate Spiked Sample Value	Units	Analysis Method	Date Analyzed	Spiked Sample Percent Recov.	Duplicate Spiked Sample Percent Recov.	Relative Percent Diff.	Spiked Sample Percent Recov. Limit	Relative Percent Diff. Limit
TPH-D (Si Gel)	BLANK	<50	1000	1000	974	990	ug/L	M EPA 8015	3/25/11	97.4	99.0	1.66	70-130	25
TPH as Diesel	BLANK	<50	1000	1000	1120	1120	ug/L	M EPA 8015	3/25/11	112	112	0.549	70-130	25
Benzene	76860-02	<0.50	40.0	40.0	39.5	38.1	ug/L	EPA 8260B	3/24/11	98.8	95.2	3.66	80-120	25
Ethylbenzene	76860-02	<0.50	40.0	40.0	40.9	40.2	ug/L	EPA 8260B	3/24/11	102	100	1.91	80-120	25
Methyl-t-butyl ether	76860-02	<0.50	39.9	39.9	39.3	39.3	ug/L	EPA 8260B	3/24/11	98.6	98.6	0.0273	69.7-121	25
Naphthalene	76860-02	<0.50	40.0	40.0	40.8	40.0	ug/L	EPA 8260B	3/24/11	102	100	1.95	70.0-130	25
P + M Xylene	76860-02	<0.50	40.0	40.0	40.2	39.4	ug/L	EPA 8260B	3/24/11	100	98.4	2.16	76.8-120	25
Toluene	76860-02	<0.50	40.0	40.0	44.0	41.1	ug/L	EPA 8260B	3/24/11	110	103	6.78	80-120	25
Benzene	76860-04	<0.50	40.0	40.0	41.2	40.4	ug/L	EPA 8260B	3/24/11	103	101	2.09	80-120	25

## QC Report : Matrix Spike/ Matrix Spike Duplicate

Project Name : **Rolls-Royce Engine Test Facility**Project Number : **25-948218.1**

Parameter	Spiked Sample	Sample Value	Spike Level	Spike Dup. Level	Spiked Sample Value	Duplicate Spiked Sample Value	Units	Analysis Method	Date Analyzed	Spiked Sample Percent Recov.	Duplicate Spiked Sample Percent Recov.	Relative Percent Diff.	Spiked Sample Percent Recov. Limit	Relative Percent Diff. Limit
Ethylbenzene	76860-04	<0.50	40.0	40.0	41.6	41.4	ug/L	EPA 8260B	3/24/11	104	103	0.605	80-120	25
Methyl-t-butyl ether	76860-04	<0.50	39.9	39.9	40.7	40.1	ug/L	EPA 8260B	3/24/11	102	100	1.50	69.7-121	25
Naphthalene	76860-04	<0.50	40.0	40.0	43.1	42.9	ug/L	EPA 8260B	3/24/11	108	107	0.408	70.0-130	25
P + M Xylene	76860-04	<0.50	40.0	40.0	42.1	42.1	ug/L	EPA 8260B	3/24/11	105	105	0.0670	76.8-120	25
Toluene	76860-04	<0.50	40.0	40.0	41.2	40.8	ug/L	EPA 8260B	3/24/11	103	102	1.15	80-120	25
Benzene	76860-03	<0.50	40.0	40.0	39.6	38.1	ug/L	EPA 8260B	3/24/11	99.1	95.4	3.83	80-120	25
Ethylbenzene	76860-03	<0.50	40.0	40.0	39.0	38.1	ug/L	EPA 8260B	3/24/11	97.5	95.3	2.34	80-120	25
Methyl-t-butyl ether	76860-03	<0.50	39.9	39.9	39.7	39.0	ug/L	EPA 8260B	3/24/11	99.6	98.0	1.62	69.7-121	25
Naphthalene	76860-03	<0.50	40.0	40.0	40.7	39.3	ug/L	EPA 8260B	3/24/11	102	98.3	3.43	70.0-130	25

**QC Report : Matrix Spike/ Matrix Spike Duplicate**

Project Name : **Rolls-Royce Engine Test Facility**

Project Number : **25-948218.1**

Parameter	Spiked Sample	Sample Value	Spike Level	Spike Dup. Level	Spiked Sample Value	Duplicate Spiked Sample Value	Units	Analysis Method	Date Analyzed	Spiked Sample Percent Recov.	Duplicate Spiked Sample Percent Recov.	Relative Percent Diff.	Spiked Sample Percent Recov. Limit	Relative Percent Diff. Limit
P + M Xylene	76860-03	<0.50	40.0	40.0	39.4	38.1	ug/L	EPA 8260B	3/24/11	98.4	95.3	3.20	76.8-120	25
Toluene	76860-03	<0.50	40.0	40.0	39.9	38.2	ug/L	EPA 8260B	3/24/11	99.8	95.4	4.51	80-120	25

**QC Report : Laboratory Control Sample (LCS)**Project Name : **Rolls-Royce Engine Test Facility**Project Number : **25-948218.1**

Parameter	Spike Level	Units	Analysis Method	Date Analyzed	LCS Percent Recov.	LCS Percent Recov. Limit
Benzene	39.8	ug/L	EPA 8260B	3/24/11	100	80-120
Ethylbenzene	39.8	ug/L	EPA 8260B	3/24/11	105	80-120
Methyl-t-butyl ether	39.7	ug/L	EPA 8260B	3/24/11	98.5	69.7-121
Naphthalene	39.8	ug/L	EPA 8260B	3/24/11	101	70.0-130
P + M Xylene	39.8	ug/L	EPA 8260B	3/24/11	102	76.8-120
TPH as Gasoline	499	ug/L	EPA 8260B	3/24/11	88.6	70.0-130
Toluene	39.8	ug/L	EPA 8260B	3/24/11	112	80-120
Benzene	40.0	ug/L	EPA 8260B	3/24/11	102	80-120
Ethylbenzene	40.0	ug/L	EPA 8260B	3/24/11	104	80-120
Methyl-t-butyl ether	39.9	ug/L	EPA 8260B	3/24/11	100	69.7-121
Naphthalene	40.0	ug/L	EPA 8260B	3/24/11	106	70.0-130
P + M Xylene	40.0	ug/L	EPA 8260B	3/24/11	106	76.8-120
TPH as Gasoline	501	ug/L	EPA 8260B	3/24/11	97.6	70.0-130
Toluene	40.0	ug/L	EPA 8260B	3/24/11	103	80-120
Benzene	39.9	ug/L	EPA 8260B	3/24/11	100	80-120
Ethylbenzene	39.9	ug/L	EPA 8260B	3/24/11	100	80-120
Methyl-t-butyl ether	39.8	ug/L	EPA 8260B	3/24/11	100	69.7-121
Naphthalene	39.9	ug/L	EPA 8260B	3/24/11	103	70.0-130
P + M Xylene	39.9	ug/L	EPA 8260B	3/24/11	99.9	76.8-120
TPH as Gasoline	501	ug/L	EPA 8260B	3/24/11	100	70.0-130



**QC Report : Laboratory Control Sample (LCS)**

Project Name : **Rolls-Royce Engine Test Facility**

Project Number : **25-948218.1**

Parameter	Spike Level	Units	Analysis Method	Date Analyzed	LCS Percent Recov.	LCS Percent Recov. Limit
Toluene	39.9	ug/L	EPA 8260B	3/24/11	100	80-120

76860

**Chain-of-Custody-Record**

Global ID #: T06019775776

Yes  
 No

Direct Bill To: Douglas Lee Gettler-Ryan Inc. 6747 Sierra Court Sutie J Dublin, CA 94568	Facility <u>Rolls-Royce Engine Test Facility</u> Facility Address: <u>6701 Old Earhart Road, Oakland, CA</u> Consultant Project #: <u>25-948218.1</u> Consultant Name: <u>GETTLER-RYAN INC.</u> Address: <u>6747 Sierra Court Suite J, Dublin, CA 94568</u> Project Contact: (Name) <u>Douglas Lee</u> (Phone) <u>925-551-7444 x123</u> (e-mail) <u>dlee@grinc.com</u>	(Name) <u>Douglas Lee</u> (Phone) <u>925-551-7444 x123</u> Laboratory Name: <u>Kiff Analytical</u> Laboratory Service Order: _____ Laboratory Service Code: _____ Samples Collected by: (Name) <u>HAIG K. / JIM H. / JOE A.</u> Signature: <u>[Handwritten Signatures]</u>
---------------------------------------------------------------------------------------------------------	------------------------------------------------------------------------------------------------------------------------------------------------------------------------------------------------------------------------------------------------------------------------------------------------------------------------------------------------------------------------------------------	----------------------------------------------------------------------------------------------------------------------------------------------------------------------------------------------------------------------------------------------------------------------------------------------

Sample I.D.	Number of Containers	MATRIX S= Soil A= Air W=Water C=Charcoal	DATE/SAMPLE COLLECTION TIME	State Method: <input checked="" type="checkbox"/> CA <input type="checkbox"/> OR <input type="checkbox"/> WA <input type="checkbox"/> NW										Series	<input type="checkbox"/> CO	<input type="checkbox"/> UT	<input type="checkbox"/> ID	Remarks
				TPH-Jet A Fuel (8015) (HCL)	TPH-MO (8015) (HCL)	TPH-DRO with Silica Gel Cleanup (8015) (HCL)	TPH-GRO/BTEX/MTBE/Naphthalene (8260) (HCL)	TPH-Jet A Fuel (8015) (NP)	TPH-MO (8015) (NP)	TPH-DRO with Silica Gel Cleanup (8015) (NP)	TPH-GRO/BTEX/MTBE/Naphthalene (8260) (NP)							
QA	2	W	3/21/11															
MW-1	7	W	1300	X	X	X	X										01	
MW-2	7	W	1225	X	X	X	X										02	
MW-3	7	W	1245	X	X	X	X										03	
MW-4	7	W	1400	X	X	X	X										04	
MW-5	7	W	1145	X	X	X	X										05	
MW-6	7	W	1320	X	X	X	X										06	
MW-7	7	W	1430	X	X	X	X										07	
MW-8	7	W	1145	X	X	X	X										08	
MW-9	7	W	1112	X	X	X	X										09	
MW-10	7	W	1038	X	X	X	X										10	
MW-11	7	W	1010	X	X	X	X										11	
MW-12	7	W	1120	X	X	X	X										12	
MW-13	7	W	1300	X	X	X	X										13	
																	14	

Page 1 of 2

Relinquished By (Signature) <u>[Signature]</u>	Organization Gettler-Ryan	Date/Time 3/22/11 0700	Received By (Signature) <u>[Signature]</u>	Organization G-R	Date/Time 03-22-11 0700	Iced <input checked="" type="checkbox"/> (Y/N)	Turn Around Time (Circle Choice)  24 Hrs. 48 Hrs. 5 Days <input checked="" type="radio"/> 10 Days As Contracted
Relinquished By (Signature) <u>[Signature]</u>	Organization G-R	Date/Time 3/23/11	Received By (Signature) _____	Organization _____	Date/Time _____	Iced (Y/N)	
Relinquished By (Signature) _____	Organization _____	Date/Time _____	Received For Laboratory By (Signature) <u>[Signature]</u>	Organization Kiff Analytical	Date/Time 032311	Iced (Y/N)	

1425

76860

Global ID #: T06019775776

Yes  
 No

**Chain-of-Custody-Record**

Direct Bill To: Douglas Lee Gettler-Ryan Inc. 6747 Sierra Court Sutie J Dublin, CA 94568	Facility <u>Rolls-Royce Engine Test Facility</u> Facility Address: <u>6701 Old Earhart Road, Oakland, CA</u> Consultant Project #: <u>25-948218.1</u> Consultant Name: <u>GETTLER-RYAN INC.</u> Address: <u>6747 Sierra Court Suite J, Dublin, CA 94568</u> Project Contact: (Name) <u>Douglas Lee</u> (Phone) <u>925-551-7444 x123</u> (e-mail) <u>dlee@grinc.com</u>	(Name) <u>Douglas Lee</u> (Phone) <u>925-551-7444 x123</u> Laboratory Name: <u>Kiff Analytical</u> Laboratory Service Order: _____ Laboratory Service Code: _____ Samples Collected by: (Name) <u>HAIK K./JIM H./JOEA</u> Signature: <u>[Signature]</u>
---------------------------------------------------------------------------------------------------------	------------------------------------------------------------------------------------------------------------------------------------------------------------------------------------------------------------------------------------------------------------------------------------------------------------------------------------------------------------------------------------------	---------------------------------------------------------------------------------------------------------------------------------------------------------------------------------------------------------------------------------------------------------------------------

Sample I.D.	Number of Containers	Matrix S=Soil A=Air W=Water C=Charcoal	DATE/SAMPLE COLLECTION TIME	State Method: <input checked="" type="checkbox"/> CA <input type="checkbox"/> OR <input type="checkbox"/> WA <input type="checkbox"/> NW								Series <input type="checkbox"/> CO <input type="checkbox"/> UT <input type="checkbox"/> ID			Remarks		
				TPH-Jet A Fuel (8015) (HCL)	TPH-MO (8015) (HCL)	TPH-DRO with Silica Gel Cleanup (8015) (HCL)	TPH-GRO/BTEX/MTBE/Naphthalene (8260) (HCL)	TPH-Jet A Fuel (8015) (NP)	TPH-MO (8015) (NP)	TPH-DRO with Silica Gel Cleanup (8015) (NP)	TPH-GRO/BTEX/MTBE/Naphthalene (8260) (NP)						
MW-14	↑	W	3/21/11, 1155	X	X	X	X										
MW-15	↓	W	1050	X	X	X	X										15
MW-17	↓	W	1325	X	X	X	X										16
NPORDMW-3	W	W	1230	X	X	X	X										17
NPORDMW-4	W	W	1050	X	X	X	X										18
																	19

Relinquished By (Signature) <u>[Signature]</u>	Organization Gettler-Ryan	Date/Time 3/22/11	Received By (Signature) <u>GETTLER-RYAN FRIDG</u>	Organization G-R	Date/Time 03-22-11 0740	Iced <input checked="" type="checkbox"/> (Y/N)	Turn Around Time (Circle Choice)  24 Hrs. 48 Hrs. 5 Days <input checked="" type="radio"/> 10 Days As Contracted
Relinquished By (Signature) <u>[Signature]</u>	Organization G-R	Date/Time 3/23/11	Received By (Signature) _____	Organization _____	Date/Time _____	Iced (Y/N)	
Relinquished By (Signature) _____	Organization _____	Date/Time _____	Received For Laboratory By (Signature) <u>[Signature]</u>	Kiff Analytical	Date/Time 032311	Iced (Y/N)	

Page 2 of 2

1425

**SAMPLE RECEIPT CHECKLIST**

RECEIVER  
LJR  
Initials

SRG#: 76860 Date: 032311  
Project ID: Rolls-Royce Engine Test Facility  
Method of Receipt:  Courier  Over-the-counter  Shipper

**COC Inspection**

Is COC present?  Yes  No  
Custody seals on shipping container?  Intact  Broken  Not present  N/A  
Is COC Signed by Relinquisher?  Yes  No Dated?  Yes  No  
Is sampler name legibly indicated on COC?  Yes  No  
Is analysis or hold requested for all samples?  Yes  No  
Is the turnaround time indicated on COC?  Yes  No  
Is COC free of whiteout and uninitialed cross-outs?  Yes  No, Whiteout  No, Cross-outs

**Sample Inspection**

Coolant Present:  Yes  No (includes water)  
Temperature °C S-0 Therm. ID# IR-5 Initial LJR Date/Time 032311/1842  N/A  
Are there custody seals on sample containers?  Intact  Broken  Not present TJB  
Do containers match COC?  Yes  No  No, COC lists absent sample(s)  No, Extra sample(s) present  
Are there samples matrices other than soil, water, air or carbon?  Yes  No  
Are any sample containers broken, leaking or damaged?  Yes  No  
Are preservatives indicated?  Yes, on sample containers  Yes, on COC  Not indicated  N/A  
Are preservatives correct for analyses requested?  Yes  No  N/A  
Are samples within holding time for analyses requested?  Yes  No  
Are the correct sample containers used for the analyses requested?  Yes  No  
Is there sufficient sample to perform testing?  Yes  No  
Does any sample contain product, have strong odor or are otherwise suspected to be hot?  Yes  No  
Receipt Details  
Matrix WA Container type VOA # of containers received 128  
Matrix \_\_\_\_\_ Container type \_\_\_\_\_ # of containers received \_\_\_\_\_  
Matrix \_\_\_\_\_ Container type \_\_\_\_\_ # of containers received \_\_\_\_\_  
Date and Time Sample Put into Temp Storage Date: 032311 Time: 1853

**Quicklog**

Are the Sample ID's indicated:  On COC  On sample container(s)  On Both  Not indicated  
If Sample ID's are listed on both COC and containers, do they all match?  Yes  No  N/A  
Is the Project ID indicated:  On COC  On sample container(s)  On Both  Not indicated  
If project ID is listed on both COC and containers, do they all match?  Yes  No  N/A  
Are the sample collection dates indicated:  On COC  On sample container(s)  On Both  Not indicated  
If collection dates are listed on both COC and containers, do they all match?  Yes  No  N/A  
Are the sample collection times indicated:  On COC  On sample container(s)  On Both  Not indicated  
If collection times are listed on both COC and containers, do they all match?  Yes  No  N/A

COMMENTS: Some of the labels for sample -12 (MW-11) list the collection date as 3-2-11; SR will log in the date as per the COC (032111). TJB 032411 1104