



December 20, 2012

Brian A. Waite
Project Manager
Marketing Business Unit

**Chevron Environmental
Management Company**
6101 Bollinger Canyon Road
San Ramon, CA 94583
Tel (925) 790-6486
BWaite@chevron.com

Mr. Mark Detterman
Alameda County Health Agency
1131 Harbor Bay Parkway, Suite 250
Alameda, California 94502

RECEIVED

By Alameda County Environmental Health at 9:55 am, Jul 17, 2014

RE: Groundwater Monitoring Report 2009-2011
Former Chevron Asphalt Plant and Bulk Terminal #20-6265
1520 Powell Street, Emeryville, California
Case Number: *RO0002535*

Dear Mr. Detterman,

I declare under penalty of perjury that to the best of my knowledge the information and/or recommendations contained in the attached report is/are true and correct.

If you have any questions or need additional information, please contact me at (925) 790-6486.

Sincerely,

Brian A. Waite

Digitally signed by Brian A. Waite
DN: cn=Brian A. Waite, o=Chevron Environmental Management Company,
ou=Marketing Business Unit, email=BWaite@chevron.com, c=US
Date: 2012.12.12 15:18:16 -08'00'

Brian A. Waite, P.G.
Chevron Environmental Management Company – Project Manager

Attachment
Groundwater Monitoring Report 2009-2011



Mr. Mark Detterman
Alameda County Environmental Health Department
1131 Harbor Bay Parkway, Suite 250
Alameda, California 94502-6577

ARCADIS
111 SW Columbia Street
Suite 670
Portland
Oregon 97201
Tel 503.220.8201
Fax 503.220.8209
www.arcadis-us.com

Subject:

Groundwater Monitoring Report 2009-2011
Former Chevron Asphalt Plant and Bulk Terminal #206265
Fuel Leak Case No. RO0002535
1520 Powell Street,
Emeryville, CA 94608

ENVIRONMENT

Date:
December 20, 2012

Dear Mr. Detterman:

Contact:
Melissa Blanchette

This Groundwater Monitoring Report has been prepared by ARCADIS for Former Chevron Asphalt Plant and Bulk Terminal #206265, (site) located at 1520 Powell Street located in Emeryville, California (Figure 1). This report includes the results of semi-annual sampling events of the second and fourth quarters of 2009 through 2011. A site vicinity map and site plan is shown on Figure 2 and 3, respectively.

Phone:
503.220.8201 ext. 1113

Email:
Melissa.Blanchette@arcadis-us.com

Groundwater Monitoring and Sampling

Our ref:
B0046257.0004

S The groundwater sampling events were conducted by ARCADIS on April 30, 2009; June 24, 2009; October 27, 2009; May 18 through 19, 2010, October 26 through 28, 2010, June 7 through 10, 2011, and November 30 through December 2, 2011 by ARCADIS. The groundwater monitoring program consists of water level elevation monitoring, sample collection, and chemical analysis of samples as described below.

Field Procedures

Water Level Measurements

Water-level measurements were measured for the wells that were to be sampled prior to initiating purging activities. The purpose of water-level measurements is to calculate the water-table elevation at each well and develop a potentiometric surface map for the site. These data allow for subsequent estimation of groundwater flow direction.

Imagine the result

Depth-to-water was measured relative to the top of the well casing using a depth-to-water meter and recorded in the field logbook. These measurements were subtracted from the surveyed top-of-casing elevation to calculate the groundwater elevations for each monitoring well. The depth to water meter was decontaminated with an Alconox® and tap-water scrub and rinsed between each measurement. Depth-to-water data and historical groundwater elevation data are presented in Table 2.

April 2009

On April 30, 2009, water-level measurements were collected from three monitoring wells (MW-17, MW-18, and MW-19A). Calculated groundwater elevations are shown on Figure 4 indicating there is likely a western component of flow; however, due to the placement of the wells, contours were not drawn. Prior to the next water-level measurement event in June 2009, seven monitoring wells were installed in May 2009.

June 2009

On June 24, 2009, water-level measurements were collected from ten monitoring wells. Water levels were measured in the pre-existing groundwater monitoring wells MW-17, MW-18, MW-19A and the newly installed groundwater monitoring wells MWX-2, MWX-3, MWX-6, MWX-8, MWX-9, MWX-10A, and MWX-11A. Groundwater elevation data were used to construct a groundwater elevation contour map (Figure 5).

October 2009

On October 27, 2009, water-level measurements were collected from three monitoring wells¹ (MW-17, MW-18, and MW-19A). Calculated groundwater elevation data are shown on Figure 6.

¹ These wells were sampled as part of the directive (ACEHD 2009). The data for the monitoring wells installed in June 2009 was being evaluated at the time of the sampling event and not added to the sampling network.

May and October 2010

Water level measurements were collected on May 18, 2010 and on October 26, 2010 from ten monitoring wells (MW-17, MW-18, MW-19A, MWX-2, MWX-3, MWX-6, MWX-8, MWX-9, MWX-10A, and MWX-11A). Calculated groundwater elevation data were used to construct a groundwater elevation contour map (Figures 7 and 8).

June and November 2011

Water level measurements were collected on June 7 and November 30, 2011 from ten monitoring wells (MW-17, MW-18, MW-19A, MWX-2, MWX-3, MWX-6, MWX-8, MWX-9, MWX-10A, and MWX-11A). Calculated groundwater elevation data were used to construct a groundwater elevation contour map (Figures 9 and 10).

Groundwater samples were collected in accordance with California Environmental Protection Agency procedures outlined in *Representative Sampling of Groundwater for Hazardous Substances* (CalEPA, 1995) and the low-flow technique outlined in the USEPA Standard Operating Procedure "Ground Water Sampling Procedure, Low Stress (Low-Flow) Purging and Sampling" (USEPA, 1998).

A three-volume purging and sampling technique using a peristaltic pump with disposable polyethylene tubing was used for groundwater sample collection. Field parameters were measured after each well volume using the following series of activities and sampling protocols:

- During the purge cycle, a groundwater water-quality meter was used to measure the following field parameters: specific conductance, ORP, DO, pH, turbidity and temperature
- Approximately three times the volume of standing water was removed from each monitoring well. Monitoring wells were purged until the field parameters noted above stabilized for each well. If the groundwater field parameters had not stabilized after three wells volumes were purged, purging continued until the parameters stabilized. Field parameters were recorded on a well volume basis.
- After the field parameters stabilized as specified, groundwater samples were collected for analysis with disposable tubing in the appropriate laboratory-

supplied sample containers. Pre-preserved laboratory-supplied containers were used for sample collection for volatiles.

Groundwater sampling field data sheets are presented in Attachment A.

Laboratory Analysis

Subsequent to collection, samples were packed on ice, cooled to approximately 4°C, and shipped under appropriate chain-of-custody protocols to Lancaster Laboratories of Lancaster, Pennsylvania, a California-certified laboratory, for analysis. The groundwater monitoring program details, well IDs and sampling analyses are presented in Table 3 and summarized below.

April 2009

Groundwater samples from wells MW-17, MW-18, and MW-19A were collected and analyzed for the following:

- TPH-G ([C6-C12]) by USEPA Method 8015B
- Full scan of VOCs (including BTEX, Methyl tertiary butyl ether [MTBE], and chlorinated volatile organic compounds [CVOCs]) by USEPA Method 8260

June 2009

Groundwater samples from existing wells (MW-17, MW-18, and MW-19A) and newly installed groundwater monitoring wells (MWX-2, MWX-3, MWX-6, MWX-8, MWX-9, MWX-10A, and MWX-11A) were collected and analyzed for CVOCs by USEPA Method 8260B.

October 2009

Groundwater samples from wells MW-17, MW-18, and MW-19A were collected and analyzed for the following:

- TPH-G by USEPA Method 8015B

- Full scan of VOCs (including BTEX, MTBE, and CVOCs) by USEPA Method 8260B

May 2010 through December 2011

Groundwater samples from wells MW-17, MW-18, MW-19A, MWX-2, MWX-3, MWX-6, MWX-8, MWX-9, MWX-10A, and MWX-11A were collected and analyzed for the following:

- TPH-G and TPH-D (with silica gel clean up) by USEPA Method 8015B
- Full scan of VOCs (including BTEX, MTBE, and CVOCs) by USEPA Method 8260

In addition, based on the settlement agreement between CEMC and City of Emeryville, CEMC agreed to analyze the groundwater samples for additional analyses to assist the City of Emeryville's consultant Eler and Kalinowski, Inc. (EKI) in the bioremediation effort on the adjacent 1525 and 1535 Powell Street sites (collaboratively known as Site B; see Figure 2). The additional analyses included the following:

- Methane/Ethane/Ethene (Risk 175)
- Iron and Manganese by USEPA Method 200.7
- Sulfate and Nitrate Nitrogen by USEPA Method 300.0
- Sulfide by SM4500S2-D
- Bicarbonate and alkalinity by SM2320B
- Total organic carbon (TOC) by SM5310C

Quality assurance/quality (QA/QC) control samples inclusive of blind duplicates and field rinse blanks were submitted for laboratory analysis. Blind duplicate samples were collected at a rate of one per 10 samples for all parameters. One field rinse blank was collected for all parameters sampled. QA/QC samples were collected during the June 2009 event and all semiannual events from May 2010 onwards due to the greater number of sample locations. A laboratory-supplied trip blank accompanied each sample delivery group.

Investigation Derived Waste

Purge water and equipment decontamination water generated during the sampling event were containerized for off-site disposal. With the exception of the November/December sampling event, investigation-derived waste was transported by IWM, Inc. to the Kettleman Hills Landfill operated by Waste Management, Inc. in Kettleman City, California. Investigation-derived waste generated from the November/December event was transported by Environmental Logistics, Inc. to the Rialto Landfill operated by Filter Recycling Services Inc. in Rialto, California.

Results

Groundwater Flow

Groundwater measurements collected in the seven sampling events are presented in Figures 4 through 10. Groundwater elevation data are depicted on Figures 4 and 6 and the potentiometric surface maps from groundwater measurements are presented in Figure 5 and Figures 7 through 10 because they had enough wells with wide enough distribution to allow for potentiometric projection. During late 2008 to early 2009, excavation activities, excavation dewatering, and groundwater pumping occurred on the adjacent 1525 and 1535 Powell Street sites.

A review of historical aerial photos and maps revealed that former stream channels flowed towards the San Francisco Bay in the vicinity of the site. As a result, the groundwater contour lines may be affected by paleo-fluvial channel deposits or the anthropogenic influences of the construction of the Powell Street overpass.

Discussions of groundwater elevation results for each sampling event are presented below.

- April 30, 2009 - Due to the lack of additional groundwater monitoring points, no groundwater contour lines were generated (Figure 4); however based on the results, a westerly flow is apparent.
- June 24, 2009 - The general groundwater flow direction in the area of the Powell Street Overpass is to the southwest (Figure 5) and the groundwater gradient is approximately 0.02 foot per foot (ft/ft).

- October 27, 2009 - Due to the lack of additional groundwater monitoring points, no groundwater contour lines were generated (Figure 6); however based on the results, a westerly flow is apparent.
- May 18, 2010 - The general groundwater flow direction in the area of the Powell Street Overpass is to the west and the groundwater gradient is approximately 0.01 ft/ft (Figure 7).
- October 28, 2010 - The general groundwater flow direction in the area of the Powell Street Overpass is to the west and the groundwater gradient is approximately 0.02 ft/ft (Figure 8).
- June 7, 2011 – The general groundwater flow direction in the area of the Powell Street Overpass is to the west-southwest and the groundwater gradient is approximately 0.01 ft/ft (Figure 9).
- November 30, 2011 – The general groundwater flow direction in the area of the Powell Street Overpass is to the west and the groundwater gradient is approximately 0.02 ft/ft (Figure 10).

Groundwater Chemistry

Screening Levels for Contaminants of Concern

Concentrations of contaminants of concern (COCs) in groundwater were compared with the maximum contaminant levels (MCLs; California Department of Public Health 2012) and environmental screening levels (ESLs) obtained from Table F-1a where groundwater is a current or potential drinking water resource (Regional Water Quality Control Board – San Francisco Bay [SFRWQCB] 2008). Although shallow groundwater at the site is not known to be a drinking water source, these numbers were used to be conservative. The ESLs and MCLs are for comparison purposes only; an exceedance is not necessary an indication of risk.

Groundwater Results

A discussion of the analytes detected in each sampling event is provided below. Detected concentrations of petroleum related compounds and CVOCs are presented on Figures 11 and 12, respectively. The laboratory analytical reports and chain of custody documentation are presented in Attachment B. *In-situ* Biological Analytes

are presented on a table in Attachment C. Historical groundwater analytical data for fuel related hydrocarbon compounds are presented as Attachment D. Current groundwater analytical results are presented in Table 4.

April 2009

Groundwater samples collected from three monitoring wells (MW-17, MW-18 and MW-19A) were analyzed for petroleum-related compounds (TPH-G) and CVOCs. Compounds detected during the April 2009 sampling event are summarized below:

- TPH-G was detected in well MW-19A with a concentration of 200 µg/L which exceeded the ESL of 100 µg/L. TPH-G was not detected in MW-17 or MW-18.
- Tetrachloroethene (PCE) was detected in the three wells. Concentrations ranged from 5 µg/L (MW-17) to 390 µg/L (MW-19A). Concentrations of PCE exceeded the MCL and ESL of 5 µg/L in MW-18 and MW-19A.
- Trichloroethene (TCE) was detected in the three wells. Concentrations ranged from 7 µg/L (MW-17 and MW-18) to 43 µg/L (MW-19A) Concentrations of TCE in the three wells exceeded the MCL and ESL of 5 µg/L.
- cis-1,2-Dichloroethene (cis-1,2-DCE) was detected in the three wells. Concentrations ranged from 1 µg/L (MW-18) to 17 µg/L (MW-19A). Concentrations of cis-1,2-DCE in MW-19A exceeded the MCL and ESL of 6 µg/L.
- Trans-1,2-Dichloroethene (t-1,2-DCE) was detected in well MW-19A with a concentration of 2 µg/L which is below the MCL and ESL of 10 µg/L .

June 2009

Groundwater samples were collected from the ten monitoring wells and analyzed for CVOCs. Petroleum-related compounds were not analyzed during the June 2009 groundwater sampling event. CVOCs detected during the June 2009 sampling event are summarized below:

- PCE was detected in six of the ten monitoring wells, with detectable concentrations ranging from 4 µg/L (MW-17) to 310 µg/L (MW-19A). PCE concentrations exceeded the MCL and ESL of 5 µg/L in five of the 6 monitoring wells with detectable concentrations.
- TCE was detected in nine of the ten monitoring wells, with detectable concentrations ranging from 3 µg/L (MWX-11A) to 2,100 µg/L (MWX-3). TCE exceeded the MCL and ESL of 5 µg/L in eight of the 9 monitoring wells with detectable concentrations.
- c-1,2-DCE was detected in the ten monitoring wells with concentrations ranging from 1 µg/L (MWX-6 and MW-18) to 670 µg/L (MWX-3). Concentrations of c-1,2-DCE exceeded the MCL and ESL of 6 µg/L in five of the 10 monitoring wells with detectable concentrations.
- t-1,2-DCE was detected in five of the ten monitoring wells with detectable concentrations ranging from 1 µg/L (MWX-9) to 22 µg/L (MWX-3). Concentrations of t-1,2-DCE exceeded the MCL and ESL of 10 µg/L in MWX-3.
- 1,1-Dichloroethane (1,1-DCA) and 1,1-Dichloroethene (1,1-DCE) was detected in monitoring well MWX-3 with a concentration of 3 µg/L and 2 µg/L, respectively. The detected concentrations did not exceed the MCL or ESL.
- Vinyl chloride was detected in four of the ten monitoring wells with detectable concentrations ranging from 3 µg/L (MWX-9) to 24 µg/L (MWX-3). Vinyl chloride exceeded the MCL and ESL of 0.5 µg/L in the four monitoring wells with detectable concentrations².

² It should be noted, the reporting limit for vinyl chloride is <1 µg/L which is above the MCL and ESL of 0.5 µg/L, therefore, it is unknown if the locations with non-detectable concentrations fell below MCL or ESL. The comparison to the MCL and ESL is for comparison purposes only and is not indicative of risk.

October 2009

Groundwater samples were collected from three monitoring wells (MW-17, MW-18, and MW-19A) and analyzed for petroleum-related compounds and CVOCs.

Compounds detected during the October 2009 sampling event are summarized below:

- TPH-G was detected in two of the three monitoring wells with concentrations of 110 µg/L (MW-17) and 230 µg/L (MW-19A). Both of these concentrations exceeded the ESL of 100 µg/L.
- PCE was detected in the three monitoring wells with concentrations ranging from 6 µg/L (MW-17) to 490 µg/L (MW-19A) and PCE exceeded the MCL and ESL of 5 µg/L in each of the three wells.
- TCE was detected in the three monitoring wells with concentrations ranging from 6 µg/L (MW-18) to 57 µg/L (MW-19A) TCE exceeded the MCL and ESL of 5 µg/L in each of the three wells.
- c-1,2-DCE was detected in the three monitoring wells with concentrations ranging from 0.8 µg/L (MW-18) to 42 µg/L (MW-19A). c-1,2-DCE exceeded the MCL and ESL of 6 µg/L in MW-19A.
- t-1,2-DCE was detected in monitoring well MW-19A with a concentration of 4 µg/L which is below the MCL and ESL of 10 µg/L.

May 2010

Groundwater samples were collected from the ten monitoring wells and analyzed for petroleum-related compounds and CVOCs. Biological analyses relating to monitored natural attenuation (MNA) by microbial processes were analyzed for samples collected during the May 2010 as requested by EKI. Samples were analyzed for ethane, ethene, methane, iron, manganese, sulfate, sulfide, nitrate, bicarbonate alkalinity, alkalinity, and TOC. Analytical results for the May 2010 biological analyses are presented in Attachment C. Petroleum-related compounds and CVOCs detected during the May 2010 sampling event are summarized below:

- TPH-G was detected in four of the ten monitoring wells with detectable concentrations ranging from 170 µg/L (MWX-8) to 470 µg/L (MWX-3).

TPH-G exceeded the ESL of 100 µg/L in four of the four monitoring wells with detectable concentrations.

- TPH-D was detected in six of the ten monitoring wells with concentrations ranging from 67 µg/L (MWX-8) to 240 µg/L (MWX-2). TPH-D exceeded the ESL of 100 µg/L.
- PCE was detected in six of the ten monitoring wells with concentrations ranging from 5 µg/L (MW-17) to 400 µg/L (MW-19A). Five of the monitoring wells have PCE exceeding the MCL and ESL of 5 µg/L.
- TCE was detected in nine of the ten monitoring wells with detectable concentrations ranging from 3 µg/L (MWX-11A) to 490 µg/L (MWX-3). Eight of the monitoring wells have TCE exceeding the MCL and ESL of 5 µg/L.
- c-1,2-DCE was detected in the ten of the monitoring wells with concentrations ranging from 1 µg/L (MW-17 and MW-18) to MWX-3 (480 µg/L). c-1,2-DCE exceeded the MCL and ESL of 6 µg/ in five of the 10 monitoring wells.
- t-1,2-DCE was detected in six of the ten monitoring wells with concentrations ranging from 0.9 µg/L (MWX-11A) to 10 µg/L (MWX-3). None of the monitoring wells exceeded the ESL and MCL of 10 µg/L.
- 1,1-DCE was detected in monitoring well MWX-2 with a concentration of 0.9 µg/L, a concentration below the ESL and MCL of 6 µg/L.
- Vinyl chloride was detected in four of the ten monitoring wells with concentrations ranging from 2 µg/L (MW-19A) to 62 µg/L (MWX-2). Vinyl chloride exceeded the MCL and ESL of 0.5 µg/L in the four wells with detectable concentrations.

October 2010

Groundwater samples were collected from the ten monitoring wells and analyzed for petroleum-related compounds and CVOCs. MNA parameters were also analyzed for samples collected during the October 2010 as requested by EKI. Samples were analyzed for ethane, ethene, methane, iron, manganese, sulfate, sulfide, nitrate,

bicarbonate alkalinity, alkalinity, and TOC. Analytical results for the October 2010 MNA analyses are presented in Attachment C. Petroleum-related compounds and CVOCs detected during the October 2010 sampling event are summarized below:

- TPH-G was detected in four of the ten monitoring wells with concentrations ranging from 220 µg/L (MW-19A) to 440 µg/L (MWX-3). TPH-G concentrations exceeded the ESL of 100 µg/L in the four wells with detectable concentrations.
- TPH-D was detected in five of the ten monitoring wells with concentrations ranging from 56 µg/L (MW-19A) to 300 µg/L (MWX-10A). TPH-D concentrations exceeded the ESL of 100 µg/L in MWX-2 and MWX-10A.
- PCE was detected in six of the ten monitoring wells with concentrations ranging from 5 µg/L (MWX-19 and MW-17) to 760 µg/L (MWX-2). PCE concentrations exceeded the MCL and ESL of 5 µg/L in five of the six monitoring wells with detectable concentrations.
- TCE was detected in nine of the ten monitoring wells with concentrations ranging from 4 µg/L (MWX-11A) to 330 µg/L (MWX-3). TCE exceeded the MCL and ESL of 5 µg/L in eight of the nine monitoring wells with detectable concentrations.
- c-1,2-DCE was detected in nine of the ten monitoring wells with concentrations ranging from 1 µg/L (MW-17) to 500 µg/L (MWX-3). c-1,2-DCE concentrations exceeded the MCL and ESL of 6 µg/L in five of the nine monitoring wells with detectable concentrations.
- t-1,2-DCE was detected in five of the ten monitoring wells with concentrations ranging from 1 µg/L (MWX-9) to 8 µg/L (MWX-3). Concentrations of t-1,2-DCE did not exceed the MCL and ESL of 10 µg/L in the five monitoring wells with detectable concentrations.
- 1,1,1-TCA was only detected in MWX-11A with a concentration of 1 µg/L which is below both the MCL of 200 µg/L and ESL of 62 µg/L.
- Vinyl Chloride was detected in three of the ten monitoring wells with concentrations ranging from 2 µg/L (MW-19A) to 19 µg/L (MWX-8). Vinyl

chloride concentrations exceeded the MCL and ESL of 0.5 µg/L in each of the three wells.

- Chloroform was detected only in MWX-3 with a concentration of 1 µg/L which is below the MCL and ESL of 70 µg/L.

June 2011

Groundwater samples were collected from the ten monitoring wells and analyzed for petroleum-related compounds and CVOCs. MNA parameters were collected during the June 2011 and analyzed as requested by EKI. Samples were analyzed for ethane, ethene, methane, iron, manganese, sulfate, sulfide, nitrate, bicarbonate alkalinity, alkalinity, and TOC. Analytical results for the June 2011 MNA analyses are presented in Attachment C. Petroleum-related compounds and CVOCs detected during the June 2011 sampling event are summarized below:

- TPH-G was detected in four of the ten monitoring wells with concentrations ranging from 130 µg/L (MWX-19A) to 590 µg/L (MWX-3). TPH-G concentrations exceeded the ESL of 100 µg/L in the four wells with detectable concentrations.
- TPH-D was detected in five of the ten monitoring wells with concentrations ranging from 53 µg/L (MWX-6) to 330 µg/L (MWX-2). TPH-D concentrations exceeded the ESL of 100 µg/L in three of the five monitoring wells with detectable concentrations.
- PCE was detected in six of the ten monitoring wells with concentrations ranging from 5 µg/L (MWX-9 and MW-17) to 310 (MWX-2). PCE concentrations exceeded the MCL and ESL of 5 µg/L in five of the six monitoring wells with detectable concentrations.
- TCE was detected in nine of the ten monitoring wells with concentrations ranging from 5 µg/L (MWX-10A) to 430 µg/L (MWX-3). TCE concentrations exceeded the MCL and ESL of 5 µg/L in eight of the nine monitoring wells with detectable concentrations.
- c-1,2-DCE was detected in the ten monitoring wells with concentrations ranging from 1 µg/L (MWX-6 and MW-17) to 630 µg/L (MWX-3).

Concentrations of c-1,2-DCE exceeded the MCL and ESL of 6 µg/L in six of the ten monitoring wells.

- t-1,2-DCE was detected in seven of the ten monitoring wells with concentrations ranging from 1 µg/L (MWX-9 and MW-18) to 14 µg/L (MWX-3). Concentrations of t-1,2-DCE exceeded the MCL and ESL of 10 µg/L in MWX-3.
- Vinyl chloride was detected in three of the monitoring wells with concentrations of 1 µg/L (MWX-8) and 8 µg/L (MWX-2 and MWX-3). Vinyl chloride concentrations exceeded the MCL and ESL of 0.5 µg/L in the three monitoring wells with detectable concentrations.

November/December 2011

Groundwater samples were collected from the ten monitoring wells and analyzed for petroleum-related compounds and CVOCs. MNA parameters were collected during the November/December 2011 and analyzed as requested by EKI. Samples were analyzed for ethane, ethene, methane, iron, manganese, sulfate, sulfide, nitrate, bicarbonate alkalinity, alkalinity, and TOC. Analytical results for the November/December 2011 MNA analyses are presented in Attachment C. Petroleum-related compounds and CVOCs detected during the November/December 2011 sampling event are summarized below:

- TPH-G was detected in four of the ten monitoring wells with concentrations ranging from 230 µg/L (MWX_8) to 900 µg/L (MWX-3). TPH-G concentrations exceeded the ESL of 100 µg/L in four of the monitoring wells with detectable concentrations.
- PCE was detected in six of the ten monitoring wells with concentrations ranging from 3 µg/L (MWX-9 and MW-17) to 480 (MWX-2). PCE concentrations exceeded the MCL and ESL of 5 µg/L in four of the six monitoring wells with detectable concentrations.
- TCE was detected in nine of the ten monitoring wells with concentrations ranging from 4 µg/L (MWX-11A) to 630 µg/L (MWX-3). TCE concentrations exceeded the MCL and ESL of 5 µg/L in eight of the nine monitoring wells with detectable concentrations.

- c-1,2-DCE was detected in nine of the ten monitoring wells with concentrations ranging from 1 µg/L (MWX-6 and MW-17) to 430 µg/L (MWX-3). Concentrations of c-1,2-DCE exceeded the MCL and ESL of 6 µg/L in three of the nine monitoring wells with detectable concentrations.
- t-1,2-DCE was detected in six of the ten monitoring wells with concentrations ranging from 1 µg/L (MWX-11A) to 12 µg/L (MWX-3). Concentrations of t-1,2-DCE exceeded the MCL and ESL of 10 µg/L in MWX-3.
- 1,1-DCE and 1,1-DCA were both detected in MWX-3 with a concentration of 1 µg/L which did not exceed the MCL and ESL of 6 µg/L and 5 µg/L, respectively.
- Vinyl chloride was detected in four of the ten monitoring wells with concentrations ranging from 1 µg/L (MW-19A) to 13 µg/L (MWX-3). Vinyl chloride concentrations exceeded the MCL and ESL of 0.5 µg/L in the four wells with detectable concentrations.

Method blank and laboratory control sample results were within acceptable limits.

Summary and Discussion

This report presented the results of the groundwater sampling events conducted by ARCADIS on April 30, 2009; June 24, 2009; October 27, 2009; May 18 through 19, 2010, October 26 through 28, 2010, June 7 through 10, 2011, and November 30 through December 2, 2011.

Groundwater gradients typically flowed toward the west and southwest and the hydraulic gradient ranged from approximately 0.01 to 0.02 ft/ft.

The groundwater analytical results were compared with the MCLs (California Department of Public Health 2012) ESLs (SFRWQCB 2008). The ESLs and MCLs (Table 4) were used for comparison purposes only; an exceedance of a given compound is not necessary an indication of risk.

TPH-D and TPH-G concentrations were generally detected in monitoring wells MWX-2, MWX-3, MWX-8, MWX-10A, MWX-11A, MW-17, and MW-18 (Figure 11). TPH-D concentrations exceeded the ESL in monitoring wells MWX-2, MWX-10A and MWX-

11A. TPH-G concentrations exceeded the ESL in monitoring wells MWX-2, MWX-3, MWX-8, and MW-19A. BTEX and MTBE concentrations were not detected.

CVOCs were detected in varying concentrations in the ten monitoring wells with PCE, TCE, and c-1,2-DCE concentrations detected predominantly in most of the monitoring wells (Figure 12). PCE concentrations exceeded the MCL and ESL in monitoring wells MWX-2, MWX-8, MWX-9, MW-18, and MW-19A. TCE concentrations exceeded the MCL and ESL in monitoring wells MWX-2, MWX-3, MWX-8, MWX-9, MWX-10A, MW-17, MW-18, and MW-19A. Concentrations of c-1,2-DCE exceeded the MCL and ESL in monitoring wells MWX-2, MWX-3, MWX-8, MWX-9, and MW-19A. Vinyl chloride concentrations were detected in monitoring wells MWX-2, MWX-3, MWX-8, and MW-19A and also exceeded the MCL and ESL in these monitoring wells. 1,1-DCE concentrations were detected only in monitoring well MWX-3 and did not exceed the MCL or ESL. t-1,2-DCE concentrations were detected in monitoring wells MWX-2, MWX-3, MWX-8, MWX-9, MWX-11A, MW-18, and MW-19A. Concentrations of t-1,2-DCE exceeded the MCL and ESL in monitoring well MWX-3. 1-1-DCA concentration was detected once (June 2009) in monitoring well MWX-3 and not detected in the remaining nine monitoring wells. Chloroform concentration was detected once (October 2010) in monitoring well MWX-3 and not detected in the remaining nine monitoring wells. 1,1,1-trichloroethane was not detected.

If you have any comments or questions, please contact Melissa Blanchette by telephone at 503.220.8201 ext. 1113 or by email at Melissa.Blanchette@arcadis-us.com.

Sincerely,

ARCADIS



Melissa Blanchette, P.G.
Certified Project Manager I



David Lay, P.G.
Vice President



Enclosures:

Table 1 Well Construction Details

Table 2	Historical Groundwater Elevations
Table 3	Groundwater Monitoring Program
Table 4	Groundwater Analytical Results
Figure 1	Site Location Map
Figure 2	Site Vicinity Map
Figure 3	Site Plan
Figure 4	Groundwater Elevation Map – April 30, 2009
Figure 5	Groundwater Elevation Contour Map – June 24, 2009
Figure 6	Groundwater Elevation Map – October 27, 2009
Figure 7	Groundwater Elevation Contour Map – May 18, 2010
Figure 8	Groundwater Elevation Contour Map – October 26, 2010
Figure 9	Groundwater Elevation Contour Map – June 7, 2011
Figure 10	Groundwater Elevation Contour Map – November 30, 2011
Figure 11	Detected Fuel Related Hydrocarbon Compounds in Groundwater
Figure 12	Detected Chlorinated Volatile Organic Compounds in Groundwater
Attachment A	Groundwater Sampling Sheets
Attachment B	Laboratory Analytical Report and Chain-of-Custody Documentation
Attachment C	Analytical Results for Monitored Natural Attenuation Parameters
Attachment D	Historical Groundwater Analytical Results

Copies:

Mr. Brian Waite, Chevron Environmental Management Company (Electronic Copy)
Regional Water Quality Control Board – Region 2 (Geotracker)

References:

CalEPA 2008. *Representative Sampling of Groundwater for Hazardous Substances – Guidance Manual for Groundwater Investigations*. California Environmental Protection Agency. July 1995, revised February 2008.

California Department of Public Health. 2012. *Chemicals and Contaminants in Drinking Water*. Title 22 of the California Code of Regulations.

Regional Water Quality Control Board – San Francisco Bay Region. 2008. *Screening for Environmental Concerns at Sites with Contaminated Soil and Groundwater*. November 2007, Revised May 2008.

USEPA.1998. *Ground Water Sampling Procedure, Low Stress (Low-Flow) Purging and Sampling*. United States Environmental Protection Agency.

ARCADIS

Tables

TABLE 1
WELL CONSTRUCTION DETAILS
Former Chevron Asphalt Plant and Bulk Terminal #206265
1520 Powell Street
Emeryville, California

Soil Boring or Well ID	Installation Date	Boring Depth	Well Diameter	Screen Top	Well Bottom	Screen Length	TOC Elevation	Latitude	Longitude
		(feet bgs)	(inches)	(feet bgs)	(feet bgs)	(feet)	(msl)		
MW-17	3/21/1990	13.5	2	4	12	8	13.52	37.8390419	122.2911715
MW-18	3/22/1990	11.5	2	4	11	7	12.95	37.8389902	122.2914482
MW-19A	10/30/1995	16.5	2	3	15	12	11.79	37.8389341	122.2917242
MWX-2	5/28/2009	13	2	2.5	13	10	12.10	37.8387710	122.2917048
MWX-3	5/29/2009	13	2	2.5	13	10	13.45	37.8390958	122.2913732
MWX-6	5/28/2009	13	2	2.5	13	10	11.41	37.8388625	122.2924265
MWX-8	5/28/2009	13	2	2.5	13	10	12.77	37.8387710	122.2917048
MWX-9	5/29/2009	13	2	2.5	13	10	11.46	37.8388923	122.2922482
MWX-10A	5/28/2009	13	2	2.5	13	10	12.78	37.8391195	122.2917202
MWX-11A	5/28/2009	13	2	2.5	13	10	14.18	37.8393130	122.2917975

Explanation:

bgs = below ground surface
msl = mean sea level

NA = not available
TOC = top of casing
-- = not applicable

Notes:

MW-17, MW-18, and MW-19A were resurveyed when the MWX well series were installed in May, 2009.
Latitude and Longitude data are referenced to the North American Datum of 1983 (NAD 83).
Top of casing and groundwater elevations are referenced to the National Geodetic Vertical Datum of 1988 (NGVD88).

**TABLE 2
HISTORICAL GROUNDWATER ELEVATIONS
Former Chevron Asphalt Plant and Bulk Terminal #206265
1520 Powell Street
Emeryville, California**

Well ID	MW-17	MW-18	MW-19A	MWX-2	MWX-3	MWX-6	MWX-8	MWX-9	MWX-10A	MWX-11A	Notes
Casing Elevation	13.52	12.95	11.79	12.10	13.45	11.41	12.77	11.46	12.78	14.18	
3/21/1990	7.91	7.80	--	--	--	--	--	--	--	--	
6/19/1990	--	7.76	--	--	--	--	--	--	--	--	MW-17 Inaccessible
9/20/1990	7.50	7.41	--	--	--	--	--	--	--	--	
12/28/1990	7.79	7.69	--	--	--	--	--	--	--	--	
5/10/1991	7.87	7.77	--	--	--	--	--	--	--	--	
8/8/1991	7.58	7.50	--	--	--	--	--	--	--	--	
11/27/1991	7.52	7.71	--	--	--	--	--	--	--	--	
1/29/1992	7.91	7.83	--	--	--	--	--	--	--	--	
3/26/1992	8.21	8.11	--	--	--	--	--	--	--	--	
7/23/1992	7.55	7.46	--	--	--	--	--	--	--	--	
10/28/1992	7.56	7.48	--	--	--	--	--	--	--	--	
5/4/1993	5.99	7.88	--	--	--	--	--	--	--	--	
1/5/1994	8.02	7.90	--	--	--	--	--	--	--	--	
5/13/1994	8.35	8.19	--	--	--	--	--	--	--	--	
10/24/1994	7.44	7.30	--	--	--	--	--	--	--	--	
4/19/1995	8.04	7.85	--	--	--	--	--	--	--	--	
11/6/1995	7.52	7.38	6.94	--	--	--	--	--	--	--	MW-19A Added to Sampling
4/26/1996	8.07	7.88	7.61	--	--	--	--	--	--	--	
10/10/1996	7.80	--	7.23	--	--	--	--	--	--	--	MW-18 Inaccessible
4/22/1997	8.14	7.92	7.62	--	--	--	--	--	--	--	
10/16/1997	8.16	6.97	7.66	--	--	--	--	--	--	--	
5/4/1998	8.24	8.04	7.76	--	--	--	--	--	--	--	
10/27/1998	--	7.85	7.58	--	--	--	--	--	--	--	MW-17 Inaccessible
4/15/1999	--	8.20	--	--	--	--	--	--	--	--	MW-17 & 19A Inaccessible
11/4/1999	7.80	7.58	7.28	--	--	--	--	--	--	--	
4/13/2000	8.44	8.31	8.64	--	--	--	--	--	--	--	
10/5/2000	7.91	7.70	7.34	--	--	--	--	--	--	--	
4/23/2001	8.24	8.04	7.72	--	--	--	--	--	--	--	
10/4/2001	7.64	7.48	7.11	--	--	--	--	--	--	--	
4/1/2002	8.26	8.04	7.65	--	--	--	--	--	--	--	
10/19/2002	7.73	7.57	7.19	--	--	--	--	--	--	--	
4/16/2003	8.44	8.27	8.08	--	--	--	--	--	--	--	
10/29/2003	8.13	7.57	7.19	--	--	--	--	--	--	--	
4/4/2004	8.27	--	7.74	--	--	--	--	--	--	--	MW-18 Inaccessible
10/4/2004	8.13	--	7.49	--	--	--	--	--	--	--	MW-18 Inaccessible
4/8/2005	8.81	8.62	8.71	--	--	--	--	--	--	--	
10/20/2005	8.14	--	7.41	--	--	--	--	--	--	--	MW-18 Inaccessible
4/20/2006	8.54	8.35	8.09	--	--	--	--	--	--	--	
10/25/2006	7.99	7.80	7.34	--	--	--	--	--	--	--	
4/13/2007	8.18	7.97	7.59	--	--	--	--	--	--	--	
10/19/2007	7.87	7.77	7.41	--	--	--	--	--	--	--	
4/11/2008	8.44	8.24	7.97	--	--	--	--	--	--	--	
4/30/2009	7.65	7.40	6.71	--	--	--	--	--	--	--	
6/24/2009	7.88	7.70	7.19	7.35	7.52	4.89	7.11	4.86	8.26	8.37	
10/27/2009	8.16	8.05	7.68	--	--	--	--	--	--	--	
4/23/2010	8.37	8.21	6.79	7.36	8.05	5.72	8.23	5.54	8.35	9.49	
5/18/2010	7.76	7.53	6.83	7.91	7.83	5.46	7.75	5.42	8.30	8.74	
10/26/2010	8.11	7.97	7.99	7.98	8.03	5.64	7.94	5.65	8.63	9.11	
6/7/2011	8.32	8.34	8.26	8.31	8.04	6.40	8.24	6.26	8.71	9.85	
11/30/2011	7.97	7.80	7.56	7.79	7.50	5.36	7.52	5.38	8.37	8.88	
Historic Max	8.81	8.62	8.71	8.31	8.05	6.40	8.24	6.26	8.71	9.85	
Historic Min	5.99	6.97	6.71	7.35	7.50	4.89	7.11	4.86	8.26	8.37	
Historic Average	7.96	7.83	7.56	7.78	7.83	5.58	7.80	5.52	8.44	9.07	

Notes:

Top of casing and groundwater elevations are measured in feet above mean sea level.
Measurements before 2009 were based off of historical reports by previous consultants
Groundwater elevation calculations are based off of the 6/2009 survey data

TABLE 3
GROUNDWATER MONITORING PROGRAM
Former Chevron Asphalt Plant and Bulk Terminal #206265
1520 Powell Street
Emeryville, California

April 2009

Analysis	BTEX	MTBE	CVOCs	TPH-G
WELL ID				
MW-17	X	X	X	X
MW-18	X	X	X	X
MW-19A	X	X	X	X

June 2009

Analysis	VOCs
WELL ID	
MWX-2	X
MWX-3	X
MWX-6	X
MWX-8	X
MWX-9	X
MWX-10A	X
MWX-11A	X
MW-17	X
MW-18	X
MW-19A	X

October 2009

Analysis	BTEX	MTBE	CVOCs	TPH-G
WELL ID				
MWX-2	X	X	X	X
MWX-3	X	X	X	X
MWX-6	X	X	X	X
MWX-8	X	X	X	X
MWX-9	X	X	X	X
MWX-10A	X	X	X	X
MWX-11A	X	X	X	X
MW-17	X	X	X	X
MW-18	X	X	X	X
MW-19A	X	X	X	X

May 2010 to Current

Analysis	BTEX	MTBE	CVOCs	TPH-G	TPH-D	Bio
WELL ID						
MWX-2	X	X	X	X	X	X
MWX-3	X	X	X	X	X	X
MWX-6	X	X	X	X	X	X
MWX-8	X	X	X	X	X	X
MWX-9	X	X	X	X	X	X
MWX-10A	X	X	X	X	X	X
MWX-11A	X	X	X	X	X	X
MW-17	X	X	X	X	X	X
MW-18	X	X	X	X	X	X
MW-19A	X	X	X	X	X	X

TABLE 3
GROUNDWATER MONITORING PROGRAM
Former Chevron Asphalt Plant and Bulk Terminal #206265
1520 Powell Street
Emeryville, California

Notes:

1. BTEX=benzene, toluene, ethylbenzene, and xylenes analyzed using EPA Method 8260. Full scan of 8260 run.
2. MTBE=Methyl terbutyl ether analyzed using EPA Method 8260. Full scan of 8260 run.
3. VOC = volatile organic compopounds analyzed using EPA Method 8260
4. CVOCs= chlorinated volatile organic compounds analyzed using EPA Method 8260. Full scan of 8260 run.
5. TPH-g=total petroleum hydrocarbons quantified as gasoline analyzed using EPA Method 8015 Modified
6. TPH-d=total petroleum hydrocarbons quantified as diesel analyzed using EPA Method 8015 Modified with a silica gel
7. Bio=bioremediation indicator parameters for evaluation of natural attenuation for constituents of concern in groundwater and to aid int he bioremeidation effort conducted by EKI. Bioparameters included methane using Risk Method 175, ethane using Risk Method 175, ethene using Risk Method 175, dissolved iron by EPA Method 200.7, dissolved manganese by EPA Method 200.7, sulfate by EPA Method 300.0, nitrate as nitrogen by EPA Method 300.0, sulfide by State Method 20 4500 S2D, bicarbonate by State Method 20 2320B, alkalinity by State Method 20 2320B, total organic carbon by State Method 53100. Metals samples were field filtered.

**TABLE 4
GROUNDWATER ANALYTICAL RESULTS
Former Chevron Asphalt Plant and Bulk Terminal #206265
1520 Powell Street
Emeryville, California**

WELL ID/ DATE	TPH-G (ug/L)	TPH-D (ug/L)	BENZENE (ug/L)	TOLUENE (ug/L)	ETHYL BENZENE (ug/L)	TOTAL XYLENE (ug/L)	MTBE (ug/L)	PCE (ug/L)	TCE (ug/L)	1,1-DCE (ug/L)	t-1,2-DCE (ug/L)	c-1,2-DCE (ug/L)	1,1,1-TCA (ug/L)	1,1-DCA (ug/L)	VC (ug/L)	CF (ug/L)
ESL	100	100	1.0	40	30	20	5.0	5.0	5.0	6.0	10	6.0	62	5.0	0.5	70
MCL	NA	NA	1.0	150	300	1800	13	5.0	5.0	6.0	10	6.0	200	5.0	0.5	70
MWX-2																
6/24/2009	--	--	--	--	--	--	--	23 [23]	69 [60]	<0.8 [<0.8]	3 [4]	91 [91]	<0.8 [<0.8]	<1 [<1]	6 [17]	0.9 [<0.8]
10/27/2009	--	--	--	--	--	--	--	--	--	--	--	--	--	--	--	--
5/19/2010	200	240	<0.5	<0.5	<0.5	<0.5	<0.5	130	43	0.9	5	230	<0.8	<1	62	<0.8
10/27/2010	420	110	<0.5	<0.5	<0.5	<0.5	<0.5	760	48	<0.8	2	150	<0.8	<1	<1	<0.8
6/9/2011	180	330	<0.5	<0.5	<0.5	<0.5	<0.5	310	30	<0.8	2	130	<0.8	<1	8	<0.8
12/2/2011	340 [330]	<50 [<49]	<0.5 [<0.5]	<0.5 [<0.5]	<0.5 [<0.5]	<0.5 [<0.5]	<0.5 [<0.5]	480 [510]	45 [44]	<0.8 [<0.8]	2 [3]	130 [140]	<0.8 [<0.8]	<1 [<1]	3 [3]	<0.8 [<0.8]
MWX-3																
6/24/2009	--	--	--	--	--	--	--	<2	2,100	2	22	670	<2	3	24	<2
10/27/2009	--	--	--	--	--	--	--	--	--	--	--	--	--	--	--	--
5/19/2010	470	93	<0.5	<0.5	<0.5	<0.5	<0.5	<0.8	490	<0.8	10	480	<0.8	<1	12	<0.8
10/27/2010	440	68	<0.5	<0.5	<0.5	<0.5	<0.5	<0.8	330	<0.8	8	500	<0.8	<1	5	1
6/7/2011	590	65	<0.5	<0.5	<0.5	<0.5	<0.5	<0.8	430	<0.8	14	630	<0.8	<1	8	<0.8
12/2/2011	900	<51	<0.5	<0.5	<0.5	<0.5	<0.5	<0.8	630	1	12	430	<0.8	1	13	<0.8
MWX-6																
6/24/2009	--	--	--	--	--	--	--	<0.8	<1	<0.8	<0.8	1	<0.8	<1	<1	<0.8
10/27/2009	--	--	--	--	--	--	--	--	--	--	--	--	--	--	--	--
5/20/2010	<50	85	<0.5	<0.5	<0.5	<0.5	<0.5	<0.8	<1	<0.8	<0.8	2	<0.8	<1	<1	<0.8
10/26/2010	<50	<51	<0.5	<0.5	<0.5	<0.5	<0.5	<0.8	<1	<0.8	<0.8	2	<0.8	<1	<1	<0.8
6/8/2011	<50	53	<0.5	<0.5	<0.5	<0.5	<0.5	<0.8	<1	<0.8	<0.8	1	<0.8	<1	<1	<0.8
11/30/2011	<50	<49	<0.5	<0.5	<0.5	<0.5	<0.5	<0.8	<1	<0.8	<0.8	1	<0.8	<1	<1	<0.8
MWX-8																
6/24/2009	--	--	--	--	--	--	--	260	64	<0.8	3	84	<0.8	<1	6	<0.8
10/27/2009	--	--	--	--	--	--	--	--	--	--	--	--	--	--	--	--
5/18/2010	170	67	<0.5	<0.5	<0.5	<0.5	<0.5	260	67	<0.8	3	91	<0.8	<1	6	<0.8
10/26/2010	270	<49	<0.5	<0.5	<0.5	<0.5	<0.5	290	170	<0.8	5	230	<0.8	<1	19	<0.8
6/8/2011	160	<50	<0.5	<0.5	<0.5	<0.5	<0.5	280	49	<0.8	4	100	<0.8	<1	1	<0.8
12/2/2011	230	<50	<0.5	<0.5	<0.5	<0.5	<0.5	240	78	<0.8	4	120	<0.8	<1	3	<0.8
MWX-9																
6/24/2009	--	--	--	--	--	--	--	9	17	<0.8	1	37	<0.8	<1	3	<0.8
10/27/2009	--	--	--	--	--	--	--	--	--	--	--	--	--	--	--	--
5/20/2010	<50	<50	<0.5	<0.5	<0.5	<0.5	<0.5	7	20	<0.8	1	8	<0.8	<1	<1	<0.8
10/26/2010	<50 [<50]	<47 [<47]	<0.5 [<0.5]	<0.5 [<0.5]	<0.5 [<0.5]	<0.5 [<0.5]	<0.5 [<0.5]	5 [6]	18 [18]	<0.8 [<0.8]	1 [1]	21 [26]	<0.8 [<0.8]	<1 [<1]	<1 [<1]	<0.8 [<0.8]
6/9/2011	<50 [<50]	<48 [<48]	<0.5 [<0.5]	<0.5 [<0.5]	<0.5 [<0.5]	<0.5 [<0.5]	<0.5 [<0.5]	5 [10]	21 [21]	<0.8 [<0.8]	1 [<1]	7 [13]	<0.8 [<0.8]	<1 [<1]	<1 [<1]	<0.8 [<0.8]
11/30/2011	<50	<54	<0.5	<0.5	<0.5	<0.5	<0.5	3	13	<0.8	0.9	6	<0.8	<1	<1	<0.8
MWX-10A																
6/24/2009	--	--	--	--	--	--	--	<0.8	17	<0.8	<0.8	2	<0.8	<1	<1	<0.8
10/27/2009	--	--	--	--	--	--	--	--	--	--	--	--	--	--	--	--
5/20/2010	<50	96	<0.5	<0.5	<0.5	<0.5	<0.5	<0.8	6	<0.8	<0.8	3	<0.8	<1	<1	<0.8
10/28/2010	<50	300	<0.5	<0.5	<0.5	<0.5	<0.5	<0.8	14	<0.8	<0.8	4	<0.8	<1	<1	<0.8
6/10/2011	<50	250	<0.5	<0.5	<0.5	<0.5	<0.5	<0.8	5	<0.8	<0.8	3	<0.8	<1	<1	<0.8
12/1/2011	<50	<49	<0.5	<0.5	<0.5	<0.5	<0.5	<0.8	6	<0.8	<0.8	5	<0.8	<1	<1	<0.8

**TABLE 4
GROUNDWATER ANALYTICAL RESULTS
Former Chevron Asphalt Plant and Bulk Terminal #206265
1520 Powell Street
Emeryville, California**

WELL ID/ DATE	TPH-G (ug/L)	TPH-D (ug/L)	BENZENE (ug/L)	TOLUENE (ug/L)	ETHYL BENZENE (ug/L)	TOTAL XYLENE (ug/L)	MTBE (ug/L)	PCE (ug/L)	TCE (ug/L)	1,1-DCE (ug/L)	t-1,2-DCE (ug/L)	c-1,2-DCE (ug/L)	1,1,1-TCA (ug/L)	1,1-DCA (ug/L)	VC (ug/L)	CF (ug/L)
MWX-11A																
6/24/2009	--	--	--	--	--	--	--	<0.8	3	<0.8	<0.8	2	<0.8	<1	<1	<0.8
10/27/2009	--	--	--	--	--	--	--	--	--	--	--	--	--	--	--	--
5/20/2010	<50	110	<0.5	<0.5	<0.5	<0.5	<0.5	<0.8	3	<0.8	0.9	2	<0.8	<1	<1	<0.8
10/28/2010	<50	66	<0.5	<0.5	<0.5	<0.5	<0.5	<0.8	4	<0.8	<0.8	2	1	<1	<1	<0.8
6/10/2011	<50	250	<0.5	<0.5	<0.5	<0.5	<0.5	<0.8	11	<0.8	4	8	<0.8	<1	<1	<0.8
11/30/2011	<50	<48	<0.5	<0.5	<0.5	<0.5	<0.5	<0.8	4	<0.8	1	5	<0.8	<1	<1	<0.8
MW-17																
4/30/2009	<50	--	<0.5	<0.5	<0.5	<0.5	<0.5	5	7	<0.8	<0.8	2	<0.8	<1	<1	<0.8
6/24/2009	--	--	--	--	--	--	--	4	8	<0.8	<0.8	2	<0.8	<1	<1	<0.8
10/27/2009	110	--	<0.5	<0.5	<0.5	<0.5	<0.5	6	7	<0.8	<0.8	1	<0.8	<1	<1	<0.8
5/19/2010	<50 [<50]	<50 [<49]	<0.5 [0.5]	<0.5 [0.5]	<0.5 [0.5]	<0.5 [0.5]	<0.5 [0.5]	5 [5]	7 [6]	<0.8 [<0.8]	<0.8 [<0.8]	1 [1]	<0.8 [<0.8]	<1 [<1]	<1 [<1]	<0.8 [<0.8]
10/28/2010	<50	<48	<0.5	<0.5	<0.5	<0.5	<0.5	5	8	<0.8	<0.8	1	<0.8	<1	<1	<0.8
6/9/2011	<50	<48	<0.5	<0.5	<0.5	<0.5	<0.5	5	7	<0.8	<0.8	1	<0.8	<1	<1	<0.8
12/1/2011	<50	<51	<0.5	<0.5	<0.5	<0.5	<0.5	5	8	<0.8	<0.8	1	<0.8	<1	<1	<0.8
MW-18																
4/30/2009	<50	--	<0.5	<0.5	<0.5	<0.5	<0.5	6	7	<0.8	<0.8	1	<0.8	<1	<1	<0.8
6/24/2009	--	--	--	--	--	--	--	6	8	<0.8	<0.8	1	<0.8	<1	<1	<0.8
10/27/2009	<50	--	<0.5	<0.5	<0.5	<0.5	<0.5	7	6	<0.8	<0.8	1	<0.8	<1	<1	<0.8
5/18/2010	<50	<48	<0.5	<0.5	<0.5	<0.5	<0.5	7	16	<0.8	<0.8	1	<0.8	<1	<1	<0.8
10/27/2010	<50	<51	<0.5	<0.5	<0.5	<0.5	<0.5	7	10	<0.8	<0.8	<0.8	<0.8	<1	<1	<0.8
6/7/2011	<50	<48	<0.5	<0.5	<0.5	<0.5	<0.5	7	28	<0.8	1	2	<0.8	<1	<1	<0.8
12/2/2011	<50	<51	<0.5	<0.5	<0.5	<0.5	<0.5	6	12	<0.8	<0.8	<0.8	<0.8	<1	<1	<0.8
MW-19A																
4/30/2009	200	--	<0.5	<0.5	<0.5	<0.5	<0.5	390	43	<0.8	2	17	<0.8	<1	<1	<0.8
6/24/2009	--	--	--	--	--	--	--	310	42	<0.8	2	13	<0.8	<1	<1	<0.8
10/27/2009	230	--	<0.5	<0.5	<0.5	<0.5	<0.5	490	57	<0.8	4	42	<0.8	<1	<1	<0.8
5/19/2010	200	<50	<0.5	<0.5	<0.5	<0.5	<0.5	400	54	<0.8	4	100	<0.8	<1	2	<0.8
10/27/2010	220	56	<0.5	<0.5	<0.5	<0.5	<0.5	360	45	<0.8	4	110	<0.8	<1	2	<0.8
6/8/2011	130	<50	<0.5	<0.5	<0.5	<0.5	<0.5	290	26	<0.8	3	54	<0.8	<1	<1	<0.8
11/30/2011	240	<48	<0.5	<0.5	<0.5	<0.5	<0.5	340	56	<0.8	4	89	<0.8	<1	1	<0.8
EQUIPMENT BLANK																
6/24/2009	--	--	--	--	--	--	--	<0.8	<1	<0.8	<0.8	<0.8	<0.8	<1	<1	<0.8
5/20/2010	<50	--	<0.5	<0.5	<0.5	<0.5	<0.5	<0.8	<1	<0.8	<0.8	<0.8	<0.8	<1	<1	<0.8
10/28/2010	<50	--	<0.5	<0.5	<0.5	<0.5	<0.5	<0.8	<1	<0.8	<0.8	<0.8	<0.8	<1	<1	12
6/10/2011	<50	--	<0.5	<0.5	<0.5	<0.5	<0.5	<0.8	<1	<0.8	<0.8	<0.8	<0.8	<1	<1	<0.8
12/2/2011	<50	<50	<0.5	<0.5	<0.5	<0.5	<0.5	<0.8	<1	<0.8	<0.8	<0.8	<0.8	<1	<1	<0.8
TRIP BLANK																
4/30/2009	<50	--	<0.5	<0.5	<0.5	<0.5	<0.5	--	--	--	--	--	--	--	--	--
6/24/2009	--	--	--	--	--	--	--	<0.8	<1	<0.8	<0.8	<0.8	<0.8	<1	<1	<0.8
10/27/2009	<50	--	<0.5	<0.5	<0.5	<0.5	<0.5	--	--	--	--	--	--	--	--	--
5/19/2010	<50	--	<0.5	<0.5	<0.5	<0.5	<0.5	<0.8	<1	<0.8	<0.8	<0.8	<0.8	<1	<1	<0.8
5/20/2010	<50	--	<0.5	<0.5	<0.5	<0.5	<0.5	<0.8	<1	<0.8	<0.8	<0.8	<0.8	<1	<1	<0.8
10/26/2010	<50	--	<0.5	<0.5	<0.5	<0.5	<0.5	<0.8	<1	<0.8	<0.8	<0.8	<0.8	<1	<1	<0.8
10/27/2010	<50	--	<0.5	<0.5	<0.5	<0.5	<0.5	<0.8	<1	<0.8	<0.8	<0.8	<0.8	<1	<1	<0.8

TABLE 4
GROUNDWATER ANALYTICAL RESULTS
Former Chevron Asphalt Plant and Bulk Terminal #206265
1520 Powell Street
Emeryville, California

WELL ID/ DATE	TPH-G (ug/L)	TPH-D (ug/L)	BENZENE (ug/L)	TOLUENE (ug/L)	ETHYL BENZENE (ug/L)	TOTAL XYLENE (ug/L)	MTBE (ug/L)	PCE (ug/L)	TCE (ug/L)	1,1-DCE (ug/L)	t-1,2-DCE (ug/L)	c-1,2-DCE (ug/L)	1,1,1-TCA (ug/L)	1,1-DCA (ug/L)	VC (ug/L)	CF (ug/L)
10/28/2010	<50	--	<0.5	<0.5	<0.5	<0.5	<0.5	<0.8	<1	<0.8	<0.8	<0.8	<0.8	<1	<1	<0.8
6/8/2011	<50	--	<0.5	<0.5	<0.5	<0.5	<0.5	<0.8	<1	<0.8	<0.8	<0.8	<0.8	<1	<1	<0.8
6/8/2011	<50	--	<0.5	<0.5	<0.5	<0.5	<0.5	<0.8	<1	<0.8	<0.8	<0.8	<0.8	<1	<1	<0.8
6/9/2011	<50	--	<0.5	<0.5	<0.5	<0.5	<0.5	<0.8	<1	<0.8	<0.8	<0.8	<0.8	<1	<1	<0.8
6/10/2011	<50	--	<0.5	<0.5	<0.5	<0.5	<0.5	<0.8	<1	<0.8	<0.8	<0.8	<0.8	<1	<1	<0.8
12/2/2011	<50	--	<0.5	<0.5	<0.5	<0.5	<0.5	<0.8	<1	<0.8	<0.8	<0.8	<0.8	<1	<1	<0.8

Notes:

Detected concentration exceeding the ESL or MCL are in **Bold**.
Laboratory reporting limit exceeding the ESL or MCL are in *italics*.
[] = duplicate sample results
-- = not analyzed
<## - not detected at or above the indicated reporting limit
ug/L = micrograms per liter
NA = not available
TPH-G = Total Petroleum Hydrocarbons as Gasoline
TPH-D = Total Petroleum Hydrocarbons as Diesel
MTBE = Methyl Tertiary Butyl Ether

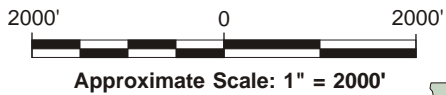
1,1-DCE = 1,1-Dichloroethene
1,2-DCE = 1,2-Dichloroethene
t-1,2-DCE = trans-1,2-Dichloroethene
c-1,2-DCE = cis-1,2-Dichloroethene
1,1-DCA = 1,1-Dichloroethane
1,1,1-TCA = 1,1,1-Trichloroethane
TCE = Trichloroethene
PCE = Tetrachloroethene
CF = Chloroform
VC = Vinyl Chloride

ARCADIS

Figures



REFERENCE: BASE MAP USGS 7.5 MIN. QUAD., OAKLAND WEST, CA., 1993.



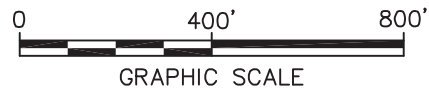
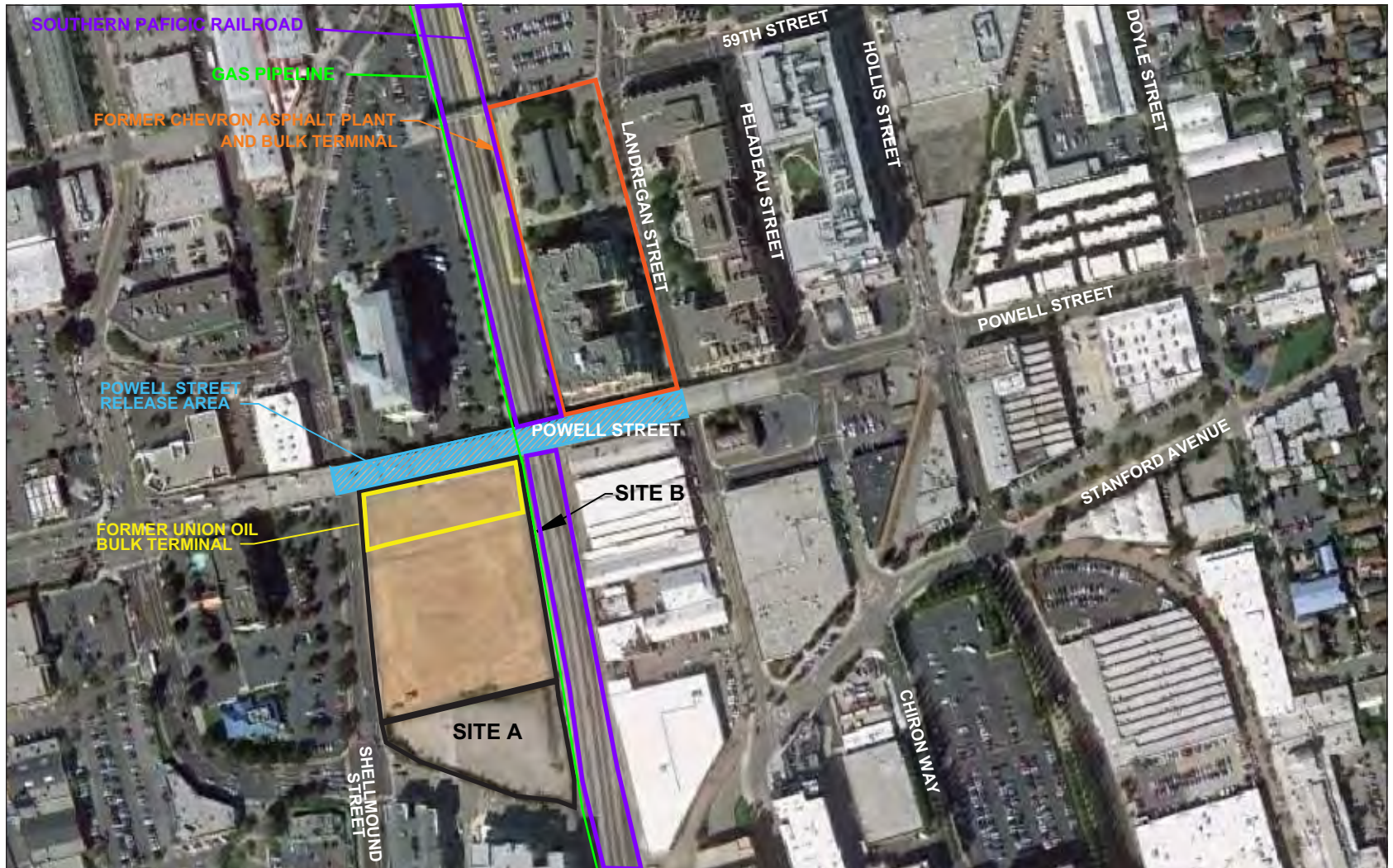
FORMER CHEVRON ASPHALT TERMINAL 206265
1520 POWELL STREET
EMERYVILLE, CA

SITE LOCATION MAP



FIGURE
1

XREFS: IMAGES:
46257X01.jpg



NOTE:

AERIAL PHOTOGRAPH OBTAINED FROM
GOOGLE EARTH ON AUGUST 4, 2010.

FORMER CHEVRON ASPHALT TERMINAL 206265
1520 POWELL STREET
EMERYVILLE, CA

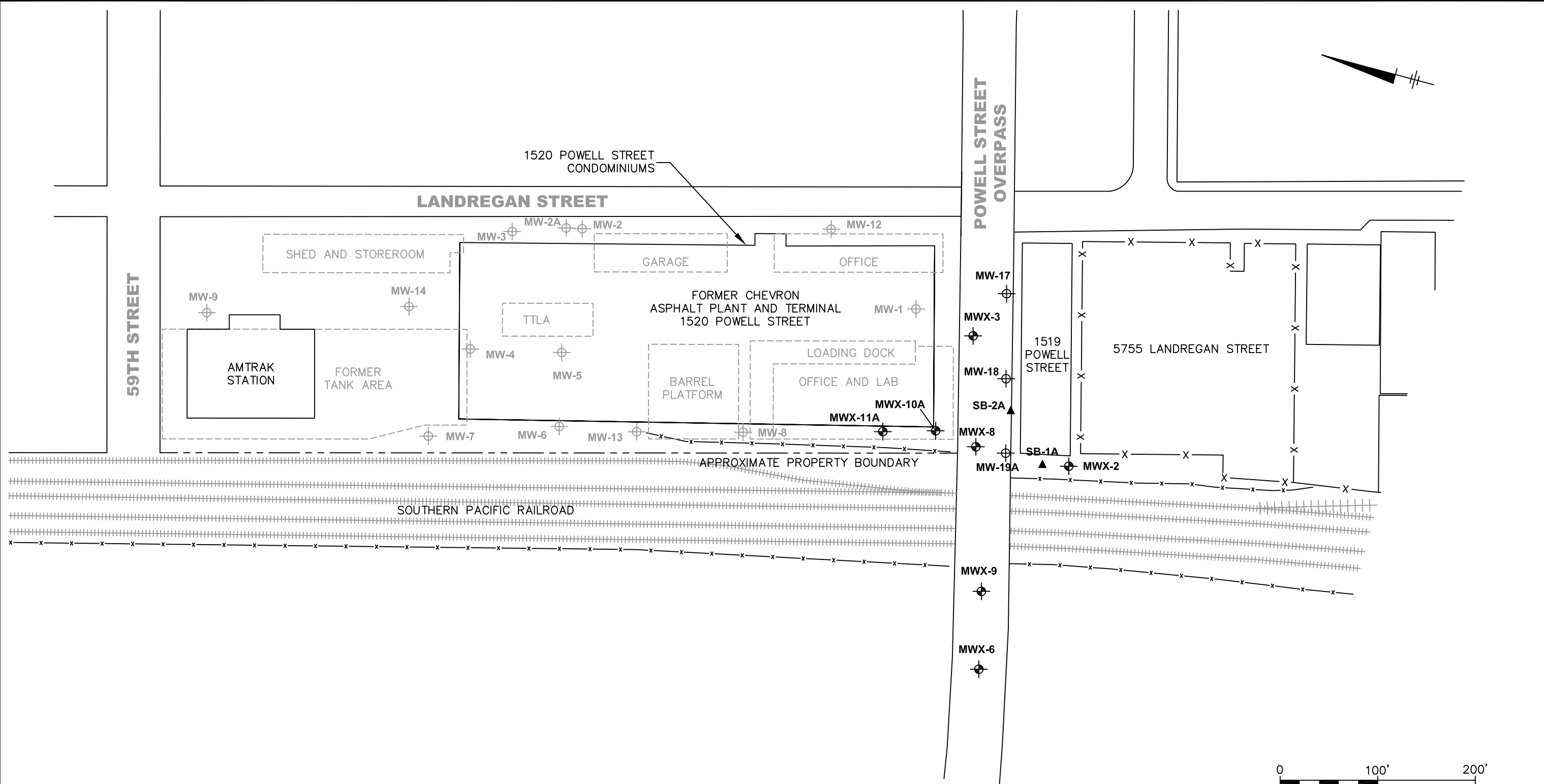
SITE VICINITY MAP



FIGURE

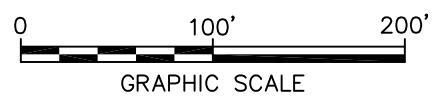
2

CITY: PETALUMA, CA GROUP: ENV/CAD DB: (P, LISTER), L. FORAKER, J. HARRIS PIC: J. VOGELEY PM: J. WAGLER TM: B. MCKENNA LYR: ON* OFF: REF: C:\Users\jhamis\Desktop\ENV\CAD\B046257000500200\DWG\46257B03.dwg LAYOUT: 3 SAVED: 9/5/2012 11:39 AM ACADVER: 18.1 S (LMS TECH) PAGES: 18.15 (LMS TECH) PAGESETUP: SETUP1 PLOTSTYLETABLE: ARCADIS.CTB PLOTTED: 9/5/2012 11:42 AM BY: HARRIS, JESSICA



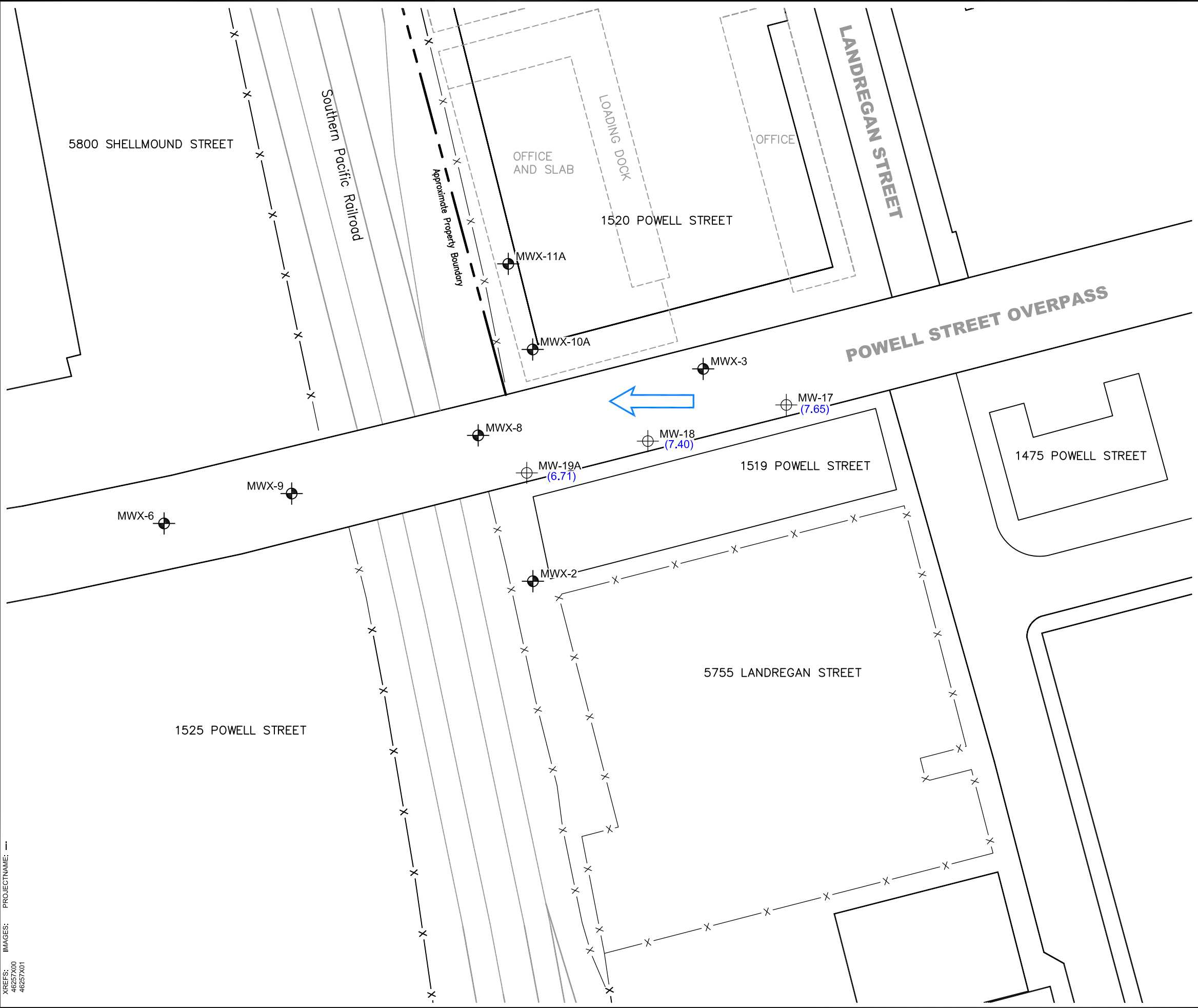
- LEGEND:**
- MONITORING WELL LOCATION (ARCADIS 2009)
 - MONITORING WELL LOCATION (WGR 1990)
 - SOIL BORING LOCATION
 - DESTROYED WELL LOCATION
 - HISTORICAL FEATURE

- NOTES:**
1. BASE MAP MODIFIED FROM A DRAWING BY GETTLER-RYAN TITLED "SITE PLAN", DATED 07/00, AT A SCALE OF 1" = 100'.
 2. ALL LOCATIONS ARE APPROXIMATE.
 3. HISTORICAL FEATURE INFORMATION BASED ON A FIGURE BY HARDING LAWSON ASSOCIATES ENTITLED "POTENTIOMETRIC SURFACE MAP, UPPERMOST AQUIFER 8/24/88", BASED ON MCKESSON ENVIRONMENTAL SERVICES GROUNDWATER INVESTIGATION.



FORMER CHEVRON ASPHALT TERMINAL 206265 1520 POWELL STREET EMERYVILLE, CA	
SITE PLAN	
	FIGURE 3

CITY: Syracuse GROUP: EnvCAD DB: R.Petrie L.Fraker, A.Schilling PIC: M.Fleischer PM: M.Blanchette TM: M.Blanchette LVR: ON* OFF: REF
 C:\Users\jhanis\Desktop\ENVCAD\B046257\000500200\2009-2011\GWMF\DWG\46257\01.dwg LAYOUT: 4 SAVED: 9/4/2012 7:26 AM ACADVER: 18.1S (LMS TECH) PAGESETUP: SETUP1 PLOTSTYLETABLE: PLT\FULL.CTB PLOTTED: 9/10/2012 4:11 PM BY: HARRIS, JESSICA
 XREFS: IMAGES: PROJECTNAME: --



LEGEND:

- MONITORING WELL LOCATION (ARCADIS 2009)
- MONITORING WELL LOCATION (WGR 1990)

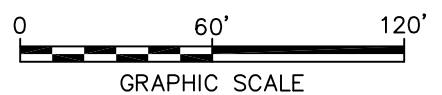
HISTORICAL FEATURE

GROUNDWATER ELEVATION

GROUNDWATER FLOW DIRECTION

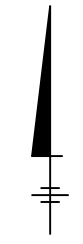
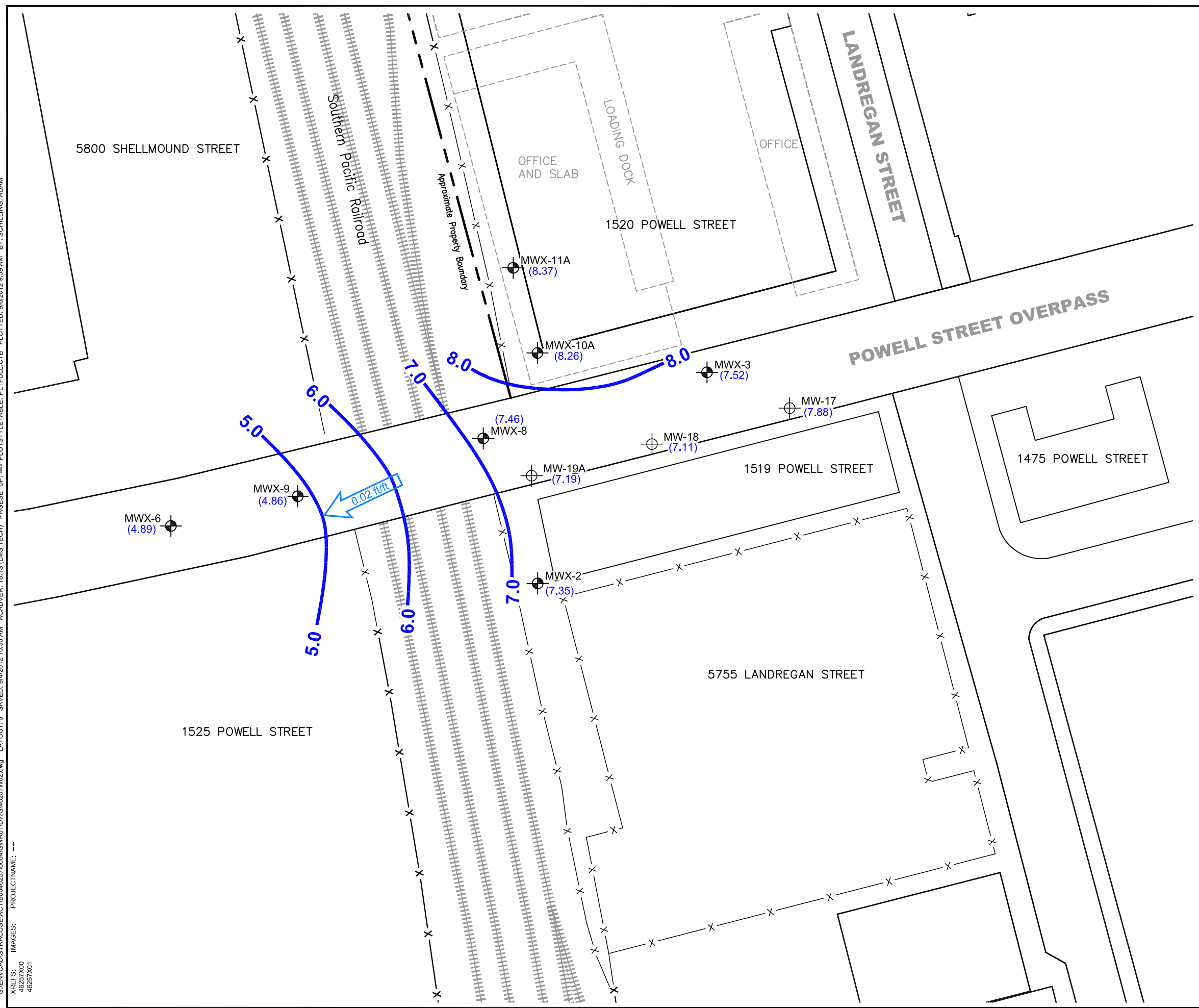
NOTES:

1. BASE MAP MODIFIED FROM A DRAWING BY GETTLER-RYAN TITLED "SITE PLAN", DATED 07/00, @ A SCALE OF 1" = 100'.
2. ALL LOCATIONS ARE APPROXIMATE.
3. HISTORICAL FEATURE INFORMATION BASED ON A FIGURE BY HARDING LAWSON ASSOCIATES ENTITLED "POTENTIOMETRIC SURFACE MAP, UPPERMOST AQUIFER 8/24/88", BASED ON MCKESSON ENVIRONMENTAL SERVICES GROUNDWATER INVESTIGATION.
4. GROUNDWATER ELEVATIONS LISTED IN FEET ABOVE MEAN SEA LEVEL.



FORMER CHEVRON ASPHALT TERMINAL 206265 1520 POWELL STREET EMERYVILLE, CA	
GROUNDWATER ELEVATION MAP APRIL 30, 2009	
	FIGURE 4

CITY: Syracuse GROUP: EnvCAD DB: R.Petrie, L.Foraker, A.Schilling PIC: M.Flaicher PM: M.Blanchette TWT: M.Blanchette LYR: ONE*, OFF*, REF*
 GA:ENVCAD\SYRACUSE\ACT1\B0046257\0004\GWR01\DWG\46257\W02.dwg LAYOUT: 5 SAVED: 9/4/2012 10:30 AM ACADVER: 18.1 S (LMS TECH) PAGESETUP: --- PLOTSTYLETABLE: PLT\FULL.CTB PLOTTED: 9/6/2012 9:59 AM BY: SCHILLING, ADAM
 XREFS: 46257X00 46257X01
 IMAGES: PROJECTNAME: ---



LEGEND:

- MONITORING WELL LOCATION (ARCADIS 2009)
- MONITORING WELL LOCATION (WGR 1990)

HISTORICAL FEATURE

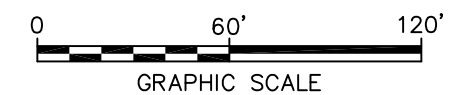
(7.88) GROUNDWATER ELEVATION

7.0 GROUNDWATER ELEVATION CONTOUR (DASHED WHERE INFERRED)

0.02 ft/ft GROUNDWATER GRADIENT IN FOOT PER FOOT (ft/ft)

NOTES:

1. BASE MAP MODIFIED FROM A DRAWING BY GETTLER-RYAN TITLED "SITE PLAN", DATED 07/00, @ A SCALE OF 1" = 100'.
2. ALL LOCATIONS ARE APPROXIMATE.
3. HISTORICAL FEATURE INFORMATION BASED ON A FIGURE BY HARDING LAWSON ASSOCIATES ENTITLED "POTENTIOMETRIC SURFACE MAP, UPPERMOST AQUIFER 8/24/88", BASED ON MCKESSON ENVIRONMENTAL SERVICES GROUNDWATER INVESTIGATION.
4. GROUNDWATER ELEVATIONS LISTED IN FEET ABOVE MEAN SEA LEVEL.

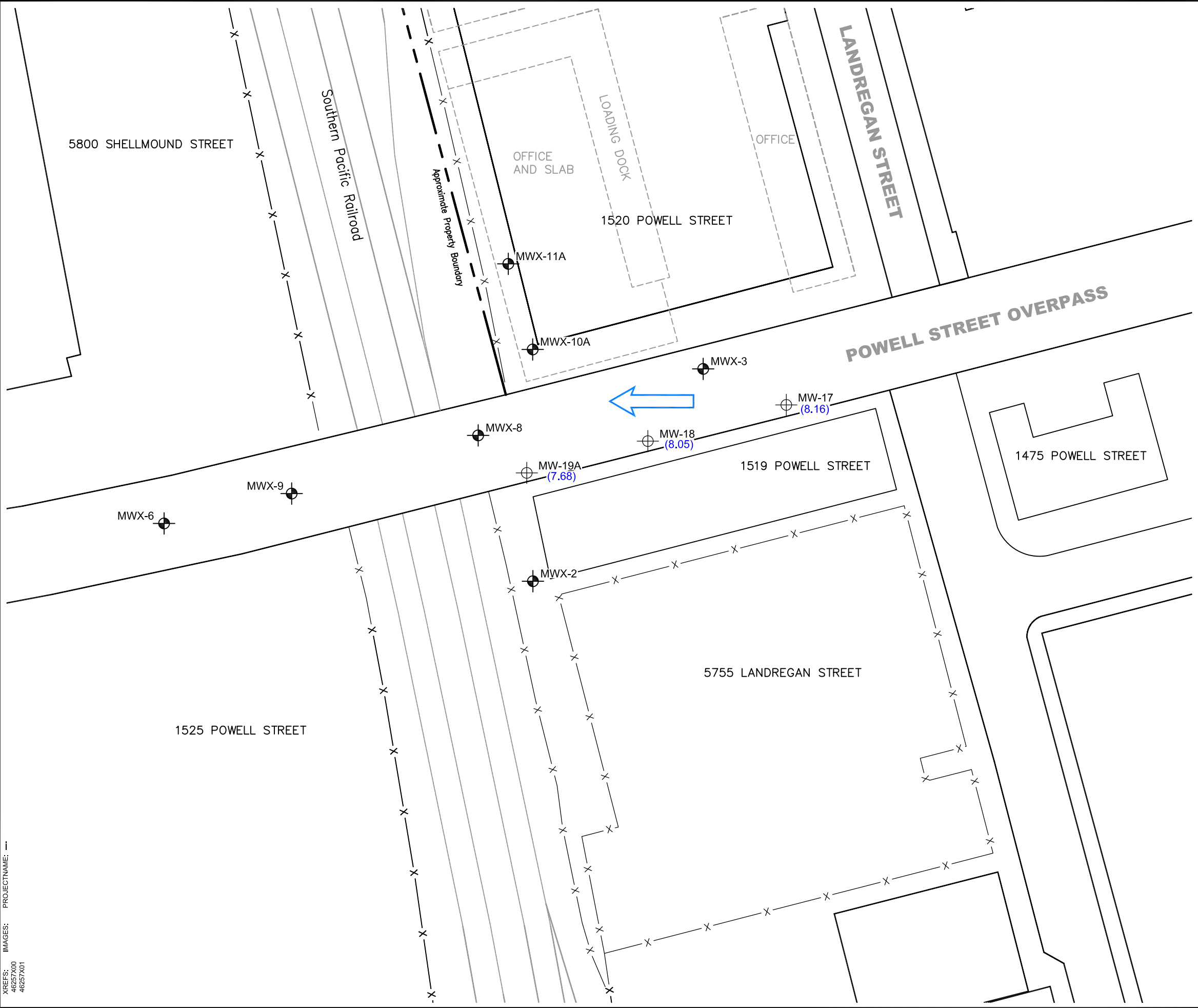


FORMER CHEVRON ASPHALT TERMINAL 206265
 1520 POWELL STREET
 EMERYVILLE, CA

**GROUNDWATER ELEVATION CONTOUR MAP
 JUNE 24, 2009**



CITY: Syracuse GROUP: EnvCAD DB: R.Petrie L.Fraker, A.Schilling PIC: M.Fleischer PM: M.Blanchette TM: M.Blanchette LVR: ON* OFF: REF
 C:\Users\jhanis\Desktop\ENVCAD\B046257\000500200\2009-2011\GWMF\DWG\46257\03.dwg LAYOUT: 6 SAVED: 9/4/2012 7:27 AM ACADVER: 18.1S (LMS TECH) PAGESETUP: SETUP1 PLOTSTYLETABLE: PLT\FULL.CTB PLOTTED: 9/10/2012 4:12 PM BY: HARRIS, JESSICA
 XREFS: IMAGES: PROJECTNAME: --



LEGEND:

-  MONITORING WELL LOCATION (ARCADIS 2009)
-  MONITORING WELL LOCATION (WGR 1990)

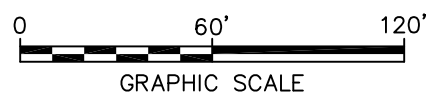
 HISTORICAL FEATURE


 (8.05) GROUNDWATER ELEVATION

 GROUNDWATER FLOW DIRECTION

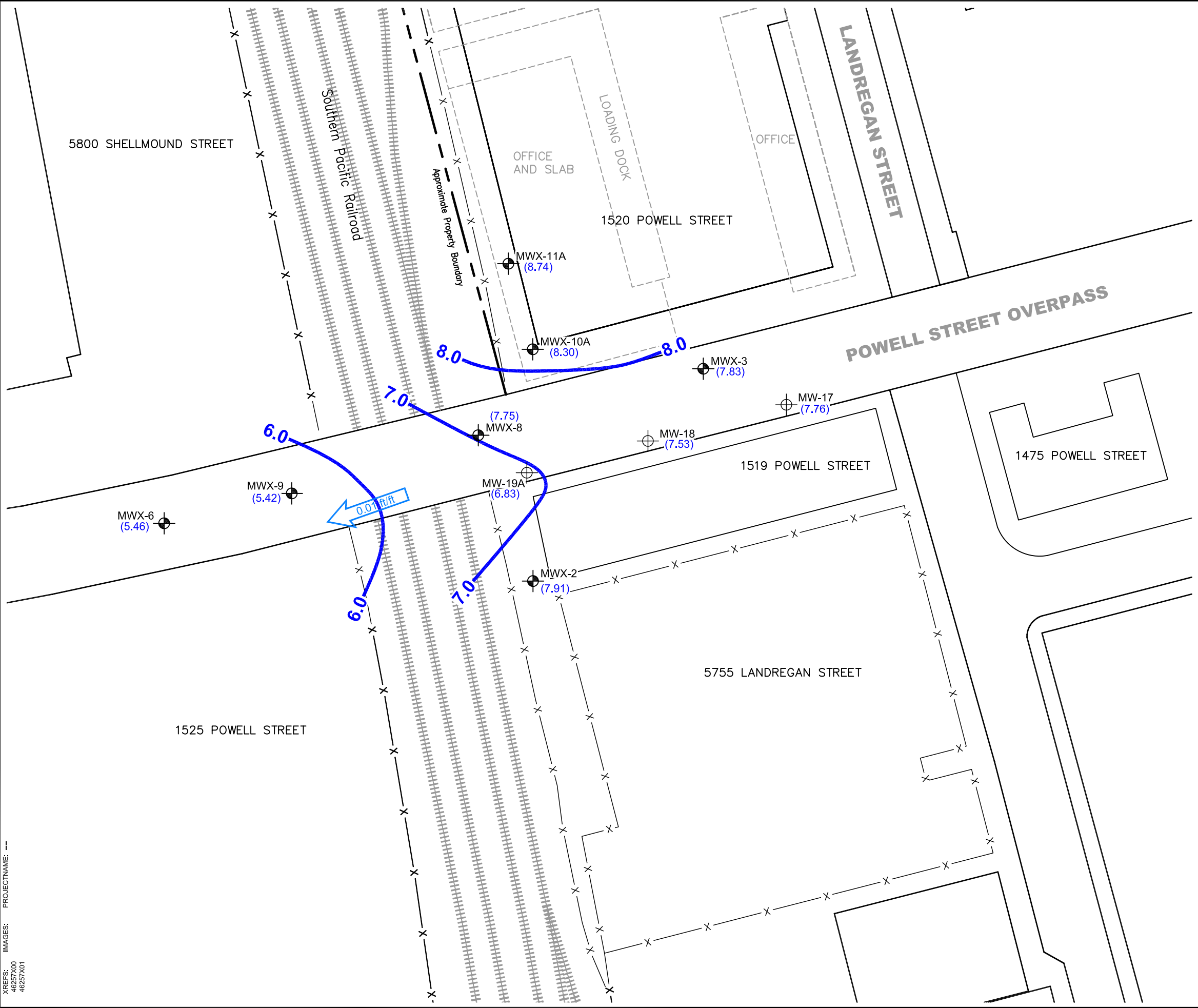
NOTES:

1. BASE MAP MODIFIED FROM A DRAWING BY GETTLER-RYAN TITLED "SITE PLAN", DATED 07/00, @ A SCALE OF 1" = 100'.
2. ALL LOCATIONS ARE APPROXIMATE.
3. HISTORICAL FEATURE INFORMATION BASED ON A FIGURE BY HARDING LAWSON ASSOCIATES ENTITLED "POTENTIOMETRIC SURFACE MAP, UPPERMOST AQUIFER 8/24/88", BASED ON MCKESSON ENVIRONMENTAL SERVICES GROUNDWATER INVESTIGATION.
4. GROUNDWATER ELEVATIONS LISTED IN FEET ABOVE MEAN SEA LEVEL.



FORMER CHEVRON ASPHALT TERMINAL 206265 1520 POWELL STREET EMERYVILLE, CA	
GROUNDWATER ELEVATION MAP OCTOBER 27, 2009	
	FIGURE 6

CITY: Syracuse GROUP: EnvCAD DB: R.Petite, L.Foraker, A.Schilling PIC: M.Fleischer PM: M.Blanchette TWT: M.Blanchette LYR: ONE*, OFF*, REF*
 GA:ENVCAD\SYRACUSE\ACT1\B0046257\0004\GWR01\DWG\46257\W04.dwg LAYOUT: 7 SAVED: 9/4/2012 10:28 AM ACADVER: 18.1 S (LMS TECH) PAGESETUP: --- PLOTSTYLETABLE: PLT\FULL.CTB PLOTTED: 9/6/2012 10:01 AM BY: SCHILLING, ADAM
 XREFS: 46257X00 46257X01
 IMAGES: PROJECTNAME: ---



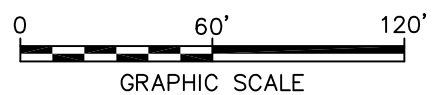
LEGEND:

- MONITORING WELL LOCATION (ARCADIS 2009)
- MONITORING WELL LOCATION (WGR 1990)

- HISTORICAL FEATURE
- (7.76) GROUNDWATER ELEVATION
- 7.0 GROUNDWATER ELEVATION CONTOUR (DASHED WHERE INFERRED)
- 0.01 ft/ft GROUNDWATER GRADIENT IN FOOT PER FOOT (ft/ft)

NOTES:

1. BASE MAP MODIFIED FROM A DRAWING BY GETTLER-RYAN TITLED "SITE PLAN", DATED 07/00, @ A SCALE OF 1" = 100'.
2. ALL LOCATIONS ARE APPROXIMATE.
3. HISTORICAL FEATURE INFORMATION BASED ON A FIGURE BY HARDING LAWSON ASSOCIATES ENTITLED "POTENTIOMETRIC SURFACE MAP, UPPERMOST AQUIFER 8/24/88", BASED ON MCKESSON ENVIRONMENTAL SERVICES GROUNDWATER INVESTIGATION.
4. GROUNDWATER ELEVATIONS LISTED IN FEET ABOVE MEAN SEA LEVEL.



FORMER CHEVRON ASPHALT TERMINAL 206265
 1520 POWELL STREET
 EMERYVILLE, CA

GROUNDWATER ELEVATION CONTOUR MAP
 MAY 18, 2010


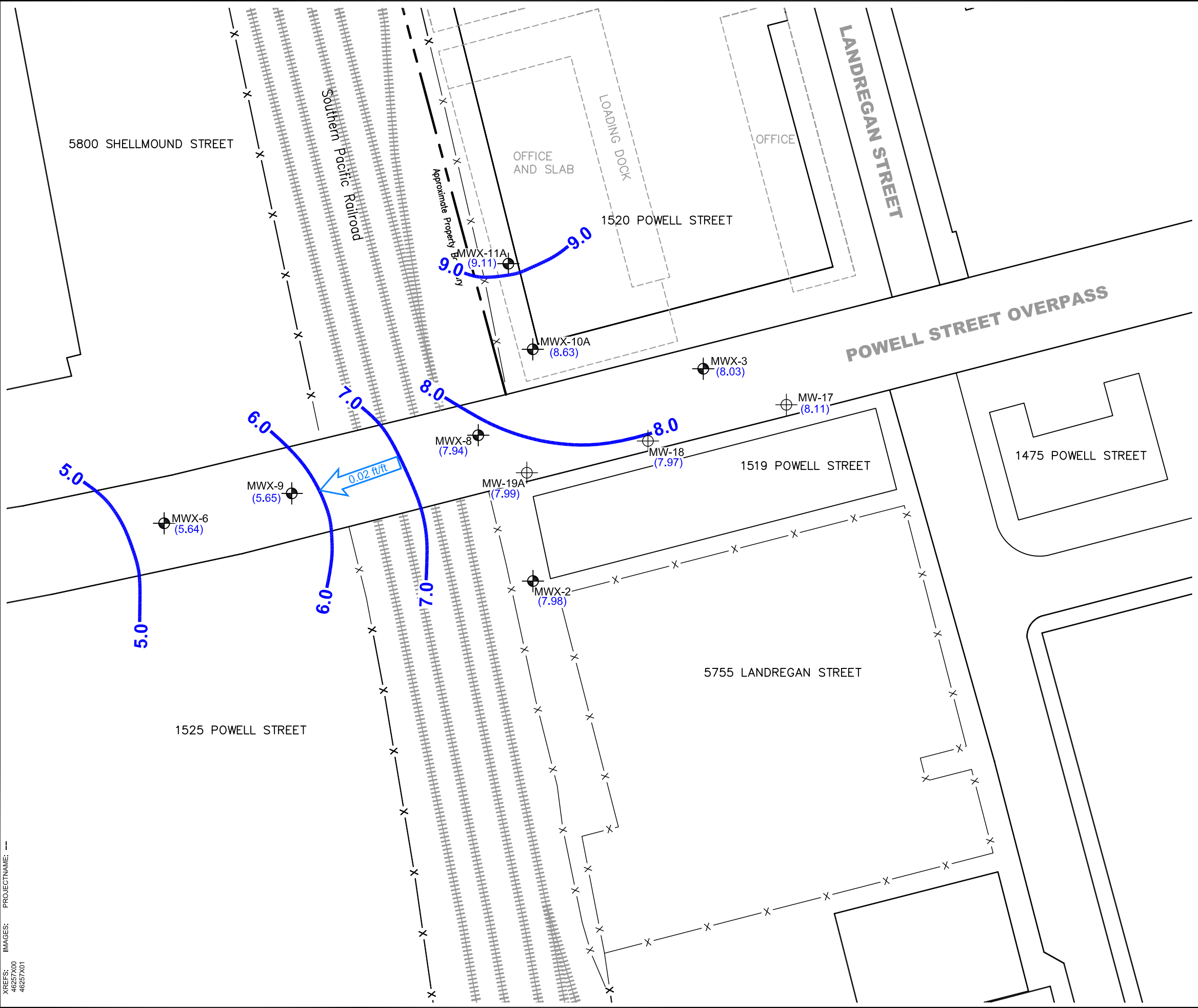


FIGURE
7

CITY: Syracuse GROUP: EnvCAD DB: R.Petite, L.Foraker, A.Schilling PIC: M.Fleischer PM: M.Blanchette TWT: M.Blanchette LYR: ONE*.OFF*.REF*
 GA:ENVCAD\SYRACUSE\ACT1\B0046257\0004\GWR01\DWG\46257\W05.dwg LAYOUT: 8 SAVED: 9/4/2012 10:29 AM ACADVER: 18.1 S (LMS TECH) PAGESETUP: --- PLOTSTYLETABLE: PLT\FULL.CTB PLOTTED: 9/6/2012 10:01 AM BY: SCHILLING, ADAM
 XREFS: 46257X00 46257X01
 IMAGES: PROJECTNAME: --



LEGEND:

- MONITORING WELL LOCATION (ARCADIS 2009)
- MONITORING WELL LOCATION (WGR 1990)

HISTORICAL FEATURE

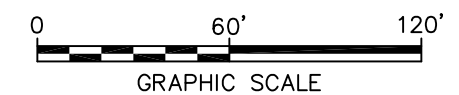
(8.11) GROUNDWATER ELEVATION

7.0 GROUNDWATER ELEVATION CONTOUR (DASHED WHERE INFERRED)

0.02 ft/ft GROUNDWATER GRADIENT IN FOOT PER FOOT (ft/ft)

NOTES:

1. BASE MAP MODIFIED FROM A DRAWING BY GETTLER-RYAN TITLED "SITE PLAN", DATED 07/00, @ A SCALE OF 1" = 100'.
2. ALL LOCATIONS ARE APPROXIMATE.
3. HISTORICAL FEATURE INFORMATION BASED ON A FIGURE BY HARDING LAWSON ASSOCIATES ENTITLED "POTENTIOMETRIC SURFACE MAP, UPPERMOST AQUIFER 8/24/88", BASED ON MCKESSON ENVIRONMENTAL SERVICES GROUNDWATER INVESTIGATION.
4. GROUNDWATER ELEVATIONS LISTED IN FEET ABOVE MEAN SEA LEVEL.



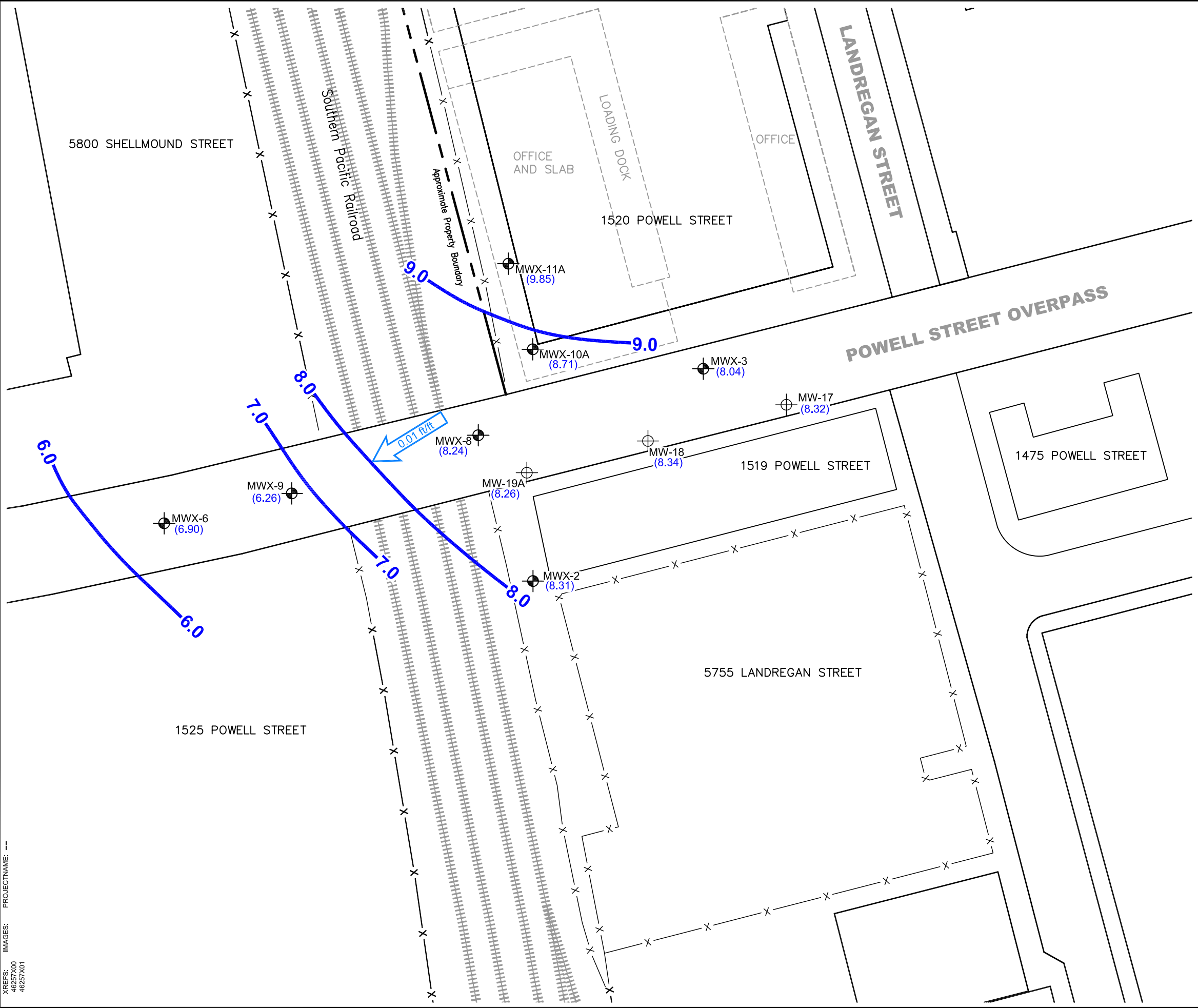
FORMER CHEVRON ASPHALT TERMINAL 206265
 1520 POWELL STREET
 EMERYVILLE, CA

**GROUNDWATER ELEVATION CONTOUR MAP
 OCTOBER 26, 2010**

ARCADIS

FIGURE **8**

CITY: Syracuse GROUP: EnvCAD DB: R.Petite, L.Foraker, A.Schilling PIC: M.Flaisher PM: M.Blanchette TWT: M.Blanchette LYR: ONE*, OFF*, REF*
 GA:ENVCAD\SYRACUSE\ACT1\B0046257\0004\GWR01\DWG\46257\W06.dwg LAYOUT: 9_SAVED: 9/4/2012 10:30 AM ACADVER: 18.1 S (LMS TECH) PAGESETUP: --- PLOTSTYLETABLE: PLTFULL.CTB PLOTTED: 9/6/2012 10:02 AM BY: SCHILLING, ADAM
 XREFS: 46257X00 46257X01
 IMAGES: PROJECTNAME: ---



LEGEND:

- MONITORING WELL LOCATION (ARCADIS 2009)
- MONITORING WELL LOCATION (WGR 1990)

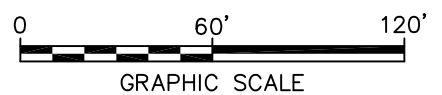
- HISTORICAL FEATURE
- (8.26) GROUNDWATER ELEVATION

- 7.0 GROUNDWATER ELEVATION CONTOUR (DASHED WHERE INFERRED)

- 0.01 ft/ft GROUNDWATER GRADIENT IN FOOT PER FOOT (ft/ft)

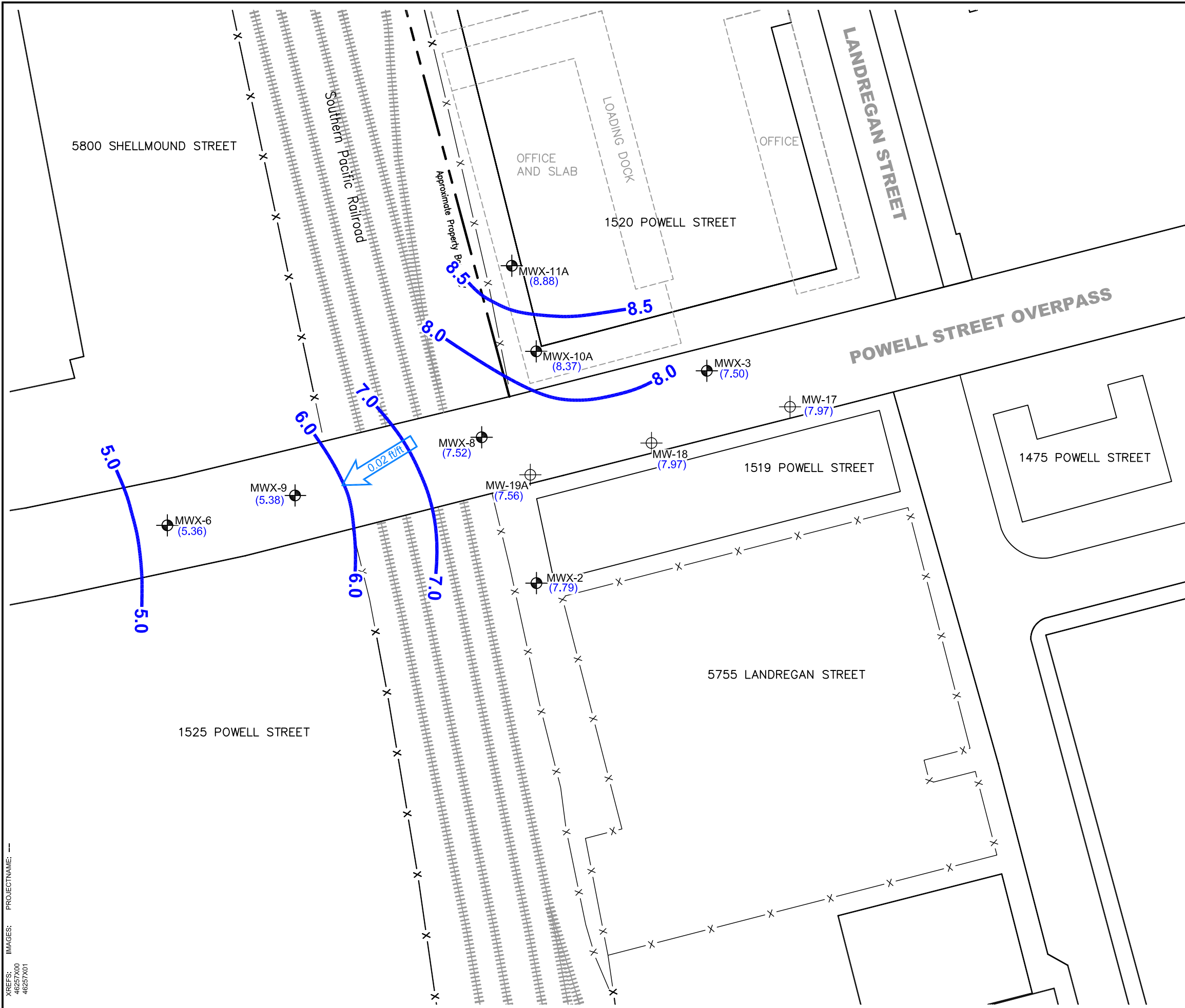
NOTES:

1. BASE MAP MODIFIED FROM A DRAWING BY GETTLER-RYAN TITLED "SITE PLAN", DATED 07/00, @ A SCALE OF 1" = 100'.
2. ALL LOCATIONS ARE APPROXIMATE.
3. HISTORICAL FEATURE INFORMATION BASED ON A FIGURE BY HARDING LAWSON ASSOCIATES ENTITLED "POTENTIOMETRIC SURFACE MAP, UPPERMOST AQUIFER 8/24/88", BASED ON MCKESSON ENVIRONMENTAL SERVICES GROUNDWATER INVESTIGATION.
4. GROUNDWATER ELEVATIONS LISTED IN FEET ABOVE MEAN SEA LEVEL.



FORMER CHEVRON ASPHALT TERMINAL 206265 1520 POWELL STREET EMERYVILLE, CA	
GROUNDWATER ELEVATION CONTOUR MAP JUNE 7, 2011	
	FIGURE 9

CITY: Syracuse GROUP: EnvCAD DB: R.Petite, L.Foraker, A.Schilling PIC: M.Flaeschner PM: M.Blanchette TWT: M.Blanchette LXR: ONE*, OFF*, REF*
 GA:ENVCAD\SYRACUSE\ACT1\B0046257\0004\GWR01\DWG\46257\W07.dwg LAYOUT: 10 SAVED: 9/4/2012 10:31 AM ACADVER: 18.1S (LMS TECH) PAGES: 10 PLOT: 9/6/2012 10:02 AM BY: SCHILLING, ADAM
 XREFS: 46257X00 46257X01
 IMAGES: PROJECTNAME: --



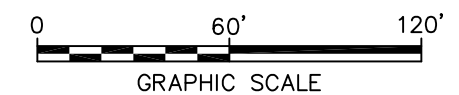
LEGEND:

- MONITORING WELL LOCATION (ARCADIS 2009)
- MONITORING WELL LOCATION (WGR 1990)

- HISTORICAL FEATURE
- (8.37) GROUNDWATER ELEVATION
- 7.0 GROUNDWATER ELEVATION CONTOUR (DASHED WHERE INFERRED)
- 0.02 ft/ft GROUNDWATER GRADIENT IN FOOT PER FOOT (ft/ft)

NOTES:

1. BASE MAP MODIFIED FROM A DRAWING BY GETTLER-RYAN TITLED "SITE PLAN", DATED 07/00, @ A SCALE OF 1" = 100'.
2. ALL LOCATIONS ARE APPROXIMATE.
3. HISTORICAL FEATURE INFORMATION BASED ON A FIGURE BY HARDING LAWSON ASSOCIATES ENTITLED "POTENTIOMETRIC SURFACE MAP, UPPERMOST AQUIFER 8/24/88", BASED ON MCKESSON ENVIRONMENTAL SERVICES GROUNDWATER INVESTIGATION.
4. GROUNDWATER ELEVATIONS LISTED IN FEET ABOVE MEAN SEA LEVEL.

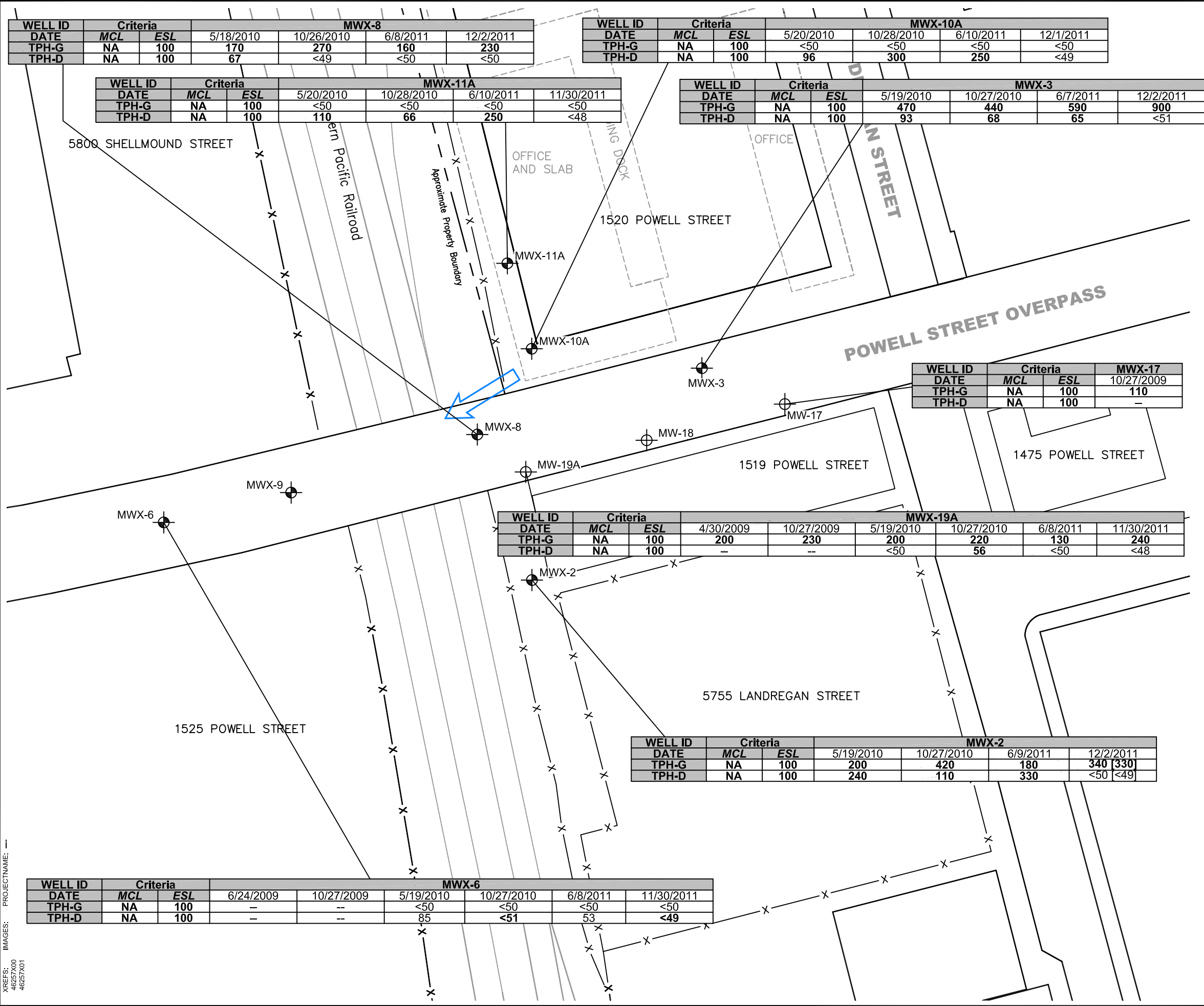


FORMER CHEVRON ASPHALT TERMINAL 206265
 1520 POWELL STREET
 EMERYVILLE, CA

**GROUNDWATER ELEVATION CONTOUR MAP
 NOVEMBER 30, 2011**

FIGURE
10

CITY: Syracuse GROUP: EnvCAD DB: R.Petrie L:Fraker, A.Schilling PIC: M.Fleischer PM: M.Blanchette TM: M.Blanchette LVR: ONA OFF: REF
 C:\Users\jhanis\Desktop\ENVCAD\B0046257000500200\2009-2011 GWMR\DWG\46257004.dwg LAYOUT: 11 SAVED: 9/4/2012 7:35 AM ACADVER: 18.1S (LMS TECH) PAGESETUP: SETUP1 PLOTSTYLETABLE: ARCADIS.CTB PLOTTED: 9/10/2012 5:14 PM BY: HARRIS, JESSICA
 XREFS: IMAGES: PROJECTNAME: --



WELL ID	Criteria		MWX-8			
DATE	MCL	ESL	5/18/2010	10/26/2010	6/8/2011	12/2/2011
TPH-G	NA	100	170	270	160	230
TPH-D	NA	100	67	<49	<50	<50

WELL ID	Criteria		MWX-10A			
DATE	MCL	ESL	5/20/2010	10/28/2010	6/10/2011	12/1/2011
TPH-G	NA	100	<50	<50	<50	<50
TPH-D	NA	100	96	300	250	<49

WELL ID	Criteria		MWX-11A			
DATE	MCL	ESL	5/20/2010	10/28/2010	6/10/2011	11/30/2011
TPH-G	NA	100	<50	<50	<50	<50
TPH-D	NA	100	110	66	250	<48

WELL ID	Criteria		MWX-3			
DATE	MCL	ESL	5/19/2010	10/27/2010	6/7/2011	12/2/2011
TPH-G	NA	100	470	440	590	900
TPH-D	NA	100	93	68	65	<51

WELL ID	Criteria		MWX-17
DATE	MCL	ESL	10/27/2009
TPH-G	NA	100	110
TPH-D	NA	100	-

WELL ID	Criteria		MWX-19A					
DATE	MCL	ESL	4/30/2009	10/27/2009	5/19/2010	10/27/2010	6/8/2011	11/30/2011
TPH-G	NA	100	200	230	200	220	130	240
TPH-D	NA	100	-	-	<50	56	<50	<48

WELL ID	Criteria		MWX-2			
DATE	MCL	ESL	5/19/2010	10/27/2010	6/9/2011	12/2/2011
TPH-G	NA	100	200	420	180	340 [330]
TPH-D	NA	100	240	110	330	<50 [<49]

WELL ID	Criteria		MWX-6					
DATE	MCL	ESL	6/24/2009	10/27/2009	5/19/2010	10/27/2010	6/8/2011	11/30/2011
TPH-G	NA	100	-	-	<50	<50	<50	<50
TPH-D	NA	100	-	-	85	<51	53	<49

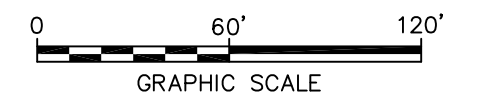
LEGEND:

- MONITORING WELL LOCATION (ARCADIS 2009)
- MONITORING WELL LOCATION (WGR 1990)

- HISTORICAL FEATURE
- TPH-g - TOTAL PETROLEUM HYDROCARBONS AS GASOLINE
- TPH-d - TOTAL PETROLEUM HYDROCARBONS AS DIESEL
- MCL - MAXIMUM CONTAMINANT LEVEL (CALIFORNIA DEPARTMENT OF PUBLIC HEALTH 2012)
- ESL - ENVIRONMENTAL SCREENING LEVEL (SFRWQCB 2008)
- < - NOT DETECTED ABOVE THE INDICATED REPORTING LIMIT
- - NOT ANALYZED
- GROUNDWATER FLOW DIRECTION

NOTES:

1. BASE MAP MODIFIED FROM A DRAWING BY GETTLER-RYAN TITLED "SITE PLAN", DATED 07/00, @ A SCALE OF 1" = 100'.
2. ALL LOCATIONS ARE APPROXIMATE.
3. HISTORICAL FEATURE INFORMATION BASED ON A FIGURE BY HARDING LAWSON ASSOCIATES ENTITLED "POTENTIOMETRIC SURFACE MAP, UPPERMOST AQUIFER 8/24/88", BASED ON MCKESSON ENVIRONMENTAL SERVICES GROUNDWATER INVESTIGATION.
4. CONCENTRATIONS ARE IN MICROGRAMS PER LITER (µg/L).

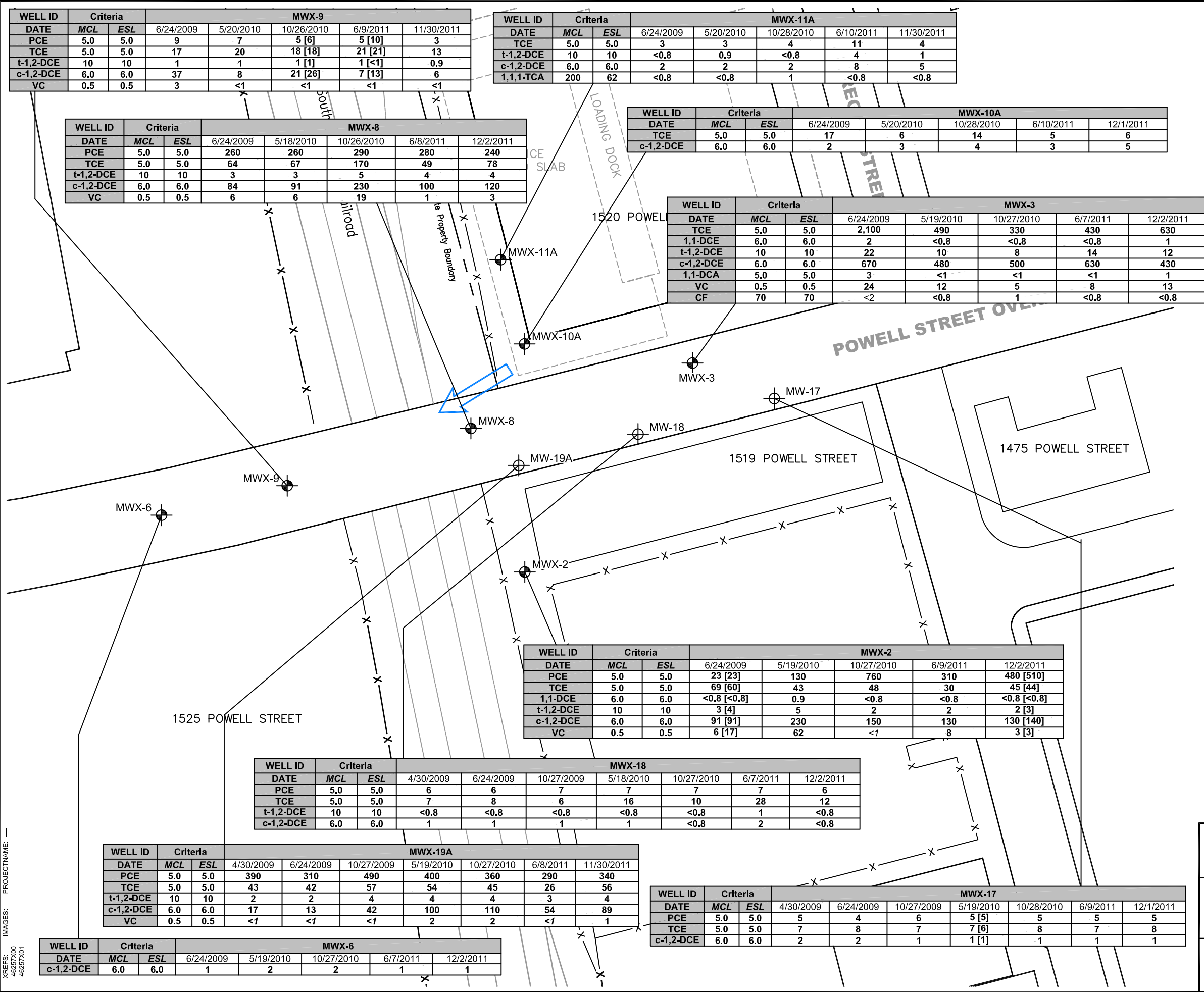


FORMER CHEVRON ASPHALT TERMINAL 206265
 1520 POWELL STREET
 EMERYVILLE, CA

**DETECTED FUEL RELATED HYDROCARBON
 COMPOUNDS IN GROUNDWATER**

FIGURE
11

CITY: Syracuse GROUP: EnvCAD DB: R.Petrie L.Fraker, A.Schilling PIC: M.Fleischer PM: M.Blanchette TM: M.Blanchette LYR: ON* OFF=REF
 C:\Users\jhanis\Desktop\ENVCAD\B046257000500200\2009-2011 GWMF\DWG\46257003.dwg LAYOUT: 12_SAVED: 9/10/2012 8:18 PM ACADVER: 18.1 S (LMS TECH) PAGESETUP: SETUP1 PLOTSTYLETABLE: ARCADIS.CTB PLOTTED: 9/10/2012 8:35 PM BY: HARRIS, JESSICA
 XREFS: 46257X00 46257X01
 IMAGES: PROJECTNAME:



WELL ID	Criteria		MWX-9				
DATE	MCL	ESL	6/24/2009	5/20/2010	10/26/2010	6/9/2011	11/30/2011
PCE	5.0	5.0	9	7	5 [6]	5 [10]	3
TCE	5.0	5.0	17	20	18 [18]	21 [21]	13
t-1,2-DCE	10	10	1	1	1 [1]	1 [<1]	0.9
c-1,2-DCE	6.0	6.0	37	8	21 [26]	7 [13]	6
VC	0.5	0.5	3	<1	<1	<1	<1

WELL ID	Criteria		MWX-11A				
DATE	MCL	ESL	6/24/2009	5/20/2010	10/28/2010	6/10/2011	11/30/2011
TCE	5.0	5.0	3	3	4	11	4
t-1,2-DCE	10	10	<0.8	0.9	<0.8	4	1
c-1,2-DCE	6.0	6.0	2	2	2	8	5
1,1,1-TCA	200	62	<0.8	<0.8	1	<0.8	<0.8

WELL ID	Criteria		MWX-8				
DATE	MCL	ESL	6/24/2009	5/18/2010	10/26/2010	6/8/2011	12/2/2011
PCE	5.0	5.0	260	260	290	280	240
TCE	5.0	5.0	64	67	170	49	78
t-1,2-DCE	10	10	3	3	5	4	4
c-1,2-DCE	6.0	6.0	84	91	230	100	120
VC	0.5	0.5	6	6	19	1	3

WELL ID	Criteria		MWX-10A				
DATE	MCL	ESL	6/24/2009	5/20/2010	10/28/2010	6/10/2011	12/1/2011
TCE	5.0	5.0	17	6	14	5	6
c-1,2-DCE	6.0	6.0	2	3	4	3	5

WELL ID	Criteria		MWX-3				
DATE	MCL	ESL	6/24/2009	5/19/2010	10/27/2010	6/7/2011	12/2/2011
TCE	5.0	5.0	2,100	490	330	430	630
1,1-DCE	6.0	6.0	2	<0.8	<0.8	<0.8	1
t-1,2-DCE	10	10	22	10	8	14	12
c-1,2-DCE	6.0	6.0	670	480	500	630	430
1,1-DCA	5.0	5.0	3	<1	<1	<1	1
VC	0.5	0.5	24	12	5	8	13
CF	70	70	<2	<0.8	1	<0.8	<0.8

WELL ID	Criteria		MWX-2				
DATE	MCL	ESL	6/24/2009	5/19/2010	10/27/2010	6/9/2011	12/2/2011
PCE	5.0	5.0	23 [23]	130	760	310	480 [510]
TCE	5.0	5.0	69 [60]	43	48	30	45 [44]
1,1-DCE	6.0	6.0	<0.8 [<0.8]	0.9	<0.8	<0.8	<0.8 [<0.8]
t-1,2-DCE	10	10	3 [4]	5	2	2	2 [3]
c-1,2-DCE	6.0	6.0	91 [91]	230	150	130	130 [140]
VC	0.5	0.5	6 [17]	62	<1	8	3 [3]

WELL ID	Criteria		MWX-18						
DATE	MCL	ESL	4/30/2009	6/24/2009	10/27/2009	5/18/2010	10/27/2010	6/7/2011	12/2/2011
PCE	5.0	5.0	6	6	7	7	7	7	6
TCE	5.0	5.0	7	8	6	16	10	28	12
t-1,2-DCE	10	10	<0.8	<0.8	<0.8	<0.8	<0.8	1	<0.8
c-1,2-DCE	6.0	6.0	1	1	1	1	<0.8	2	<0.8

WELL ID	Criteria		MWX-19A						
DATE	MCL	ESL	4/30/2009	6/24/2009	10/27/2009	5/19/2010	10/27/2010	6/8/2011	11/30/2011
PCE	5.0	5.0	390	310	490	400	360	290	340
TCE	5.0	5.0	43	42	57	54	45	26	56
t-1,2-DCE	10	10	2	2	4	4	4	3	4
c-1,2-DCE	6.0	6.0	17	13	42	100	110	54	89
VC	0.5	0.5	<1	<1	<1	2	2	<1	1

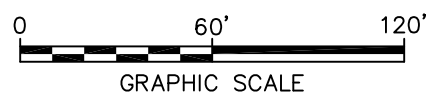
WELL ID	Criteria		MWX-6				
DATE	MCL	ESL	6/24/2009	5/19/2010	10/27/2010	6/7/2011	12/2/2011
c-1,2-DCE	6.0	6.0	1	2	2	1	1

WELL ID	Criteria		MWX-17						
DATE	MCL	ESL	4/30/2009	6/24/2009	10/27/2009	5/19/2010	10/28/2010	6/9/2011	12/1/2011
PCE	5.0	5.0	5	4	6	5 [5]	5	5	5
TCE	5.0	5.0	7	8	7	7 [6]	8	7	8
c-1,2-DCE	6.0	6.0	2	2	1	1 [1]	1	1	1

- LEGEND:**
- MONITORING WELL LOCATION (ARCADIS 2009)
 - MONITORING WELL LOCATION (WGR 1990)
 - HISTORICAL FEATURE
 - 1,1-DCE - 1,1-DICHLOROETHENE
 - 1,2-DCE - 1,2-DICHLOROETHENE
 - c-1,2-DCE - cis-1,2-DICHLOROETHENE
 - 1,1-DCA - 1,1-DICHLOROETHANE
 - 1,1,1-TCA - 1,1,1-TRICHLOROETHANE
 - TCE - TRICHLOROETHENE
 - CF - CHLOROFORM
 - VC - VINYL CHLORIDE
 - MCL - MAXIMUM CONTAMINANT LEVEL (CALIFORNIA DEPARTMENT OF PUBLIC HEALTH 2012)
 - ESL - ENVIRONMENTAL SCREENING LEVEL (SFRWQCB 2008)
 - < - NOT DETECTED ABOVE THE INDICATED REPORTING LIMIT
 - - NOT ANALYZED
 - [] - DUPLICATE SAMPLE RESULTS

- GROUNDWATER FLOW DIRECTION

- NOTES:**
- BASE MAP MODIFIED FROM A DRAWING BY GETTLER-RYAN TITLED "SITE PLAN", DATED 07/00, @ A SCALE OF 1" = 100'.
 - ALL LOCATIONS ARE APPROXIMATE.
 - HISTORICAL FEATURE INFORMATION BASED ON A FIGURE BY HARDING LAWSON ASSOCIATES ENTITLED "POTENTIOMETRIC SURFACE MAP, UPPERMOST AQUIFER 8/24/88", BASED ON MCKESSON ENVIRONMENTAL SERVICES GROUNDWATER INVESTIGATION.
 - CONCENTRATIONS ARE IN MICROGRAMS PER LITER (µg/L).



FORMER CHEVRON ASPHALT TERMINAL 206265
1520 POWELL STREET
EMERYVILLE, CA

DETECTED CHLORINATED VOLATILE ORGANIC COMPOUNDS IN GROUNDWATER

ARCADIS

FIGURE
12

ARCADIS

Attachment A

Groundwater Sampling Sheets

GROUNDWATER SAMPLING FORM

WELL INFORMATION

Well Name: MW-17 Location: 1520 Powell St.
 Project Number: 800-46680-8000-0001 Well Type: Mon Ext Other _____
 Arrival Time: 10:42 Departure Time: 11:10 Sampler: HT/DW
 OVM Reading at Well Head (ppm): 0.0 at Breathing Zone (ppm): 0.0
 Purge Date: 04/30/09 Sump Length (ft): _____
 Purge Method: Bailer Honda Pump Dedicated Pump Submersible Pump
 Other _____ Final Pump Placement: _____ (0.1 ft.)
 Recommended Purge Rate: _____ (gpm) Actual Purge Rate: _____ (gpm)
 Casing ID: 2" 3" 4" 4.5" 6"
 Volume Factor: 0.1632 0.3672 0.6528 0.826 1.469

PURGE VOLUME

5.87	10.90	5.97
Initial Water Level	Measured Total Depth	Final Water Level

10.90 - 5.87 = 5.03	x	0.1632	=	0.82	x	3	=	2.46
Measured Total Depth	Initial Water Level	Water Column	Volume Factor	Single Purge Volume	No. of Purges	Calculated Minimum Purge Volume		

FREE PRODUCT DETECTION AND MEASUREMENT

Target NAPL	Detection Method (Equipment)	Light or Dense Phase	Depth to Top of Layer(0.01 ft.)	Thickness of Layer(0.01 ft.)
ND	Interface probe	N/A	N/A	N/A *

*Print "ND" if NAPL is not detected. Print "TRACE" if detected at <0.01 ft. thick.

SAMPLING

Sampling Date: 04/30/09 @ Time: 11:00
 Method: Bailer No.: _____ Well Port Disp. Bailer Other: _____
 Comments: Soft bottom of well

WELL HEAD CONDITION (indicate each item inspected)

Cap/Lid	<input checked="" type="checkbox"/> Y <input type="checkbox"/> N	Locked	<input checked="" type="checkbox"/> Y <input type="checkbox"/> N	Casing	<input checked="" type="checkbox"/> Y <input type="checkbox"/> N	Seal	<input checked="" type="checkbox"/> Y <input type="checkbox"/> N
Standing Water	<input type="checkbox"/> Y <input checked="" type="checkbox"/> N	ID Marking	<input checked="" type="checkbox"/> Y <input type="checkbox"/> N				

Well Head Problems: _____

WELL SAMPLING PARAMETERS

Purge No.	Gallons Purged	Time	Temp. (°C)	pH	Cond. (µmhos/cm)	O.R.P. (mV)	Turb. (NTU)
①	D	10:46	15.3	5.97	492.3	78	N/A
①	0.82	10:49	15.9	5.76	433.0	100	N/A
②	1.64	10:51	16.0	5.69	428.6	109	N/A
③	2.46	10:54	15.9	5.64	428.6	111	N/A
$(X_a - X_b) / (X_a + X_b) \times 200\% = \text{RPD}$:			± 1°C	± 0.1	<10% RPD	<15% RPD	<15% RPD
④		:					
RPD:			± 1°C	± 0.1	<10% RPD	<15% RPD	<15% RPD
⑤		:					
RPD:			± 1°C	± 0.1	<10% RPD	<15% RPD	<15% RPD
⑥		:					
RPD:			± 1°C	± 0.1	<10% RPD	<15% RPD	<15% RPD
⑦		:					
RPD:			± 1°C	± 0.1	<10% RPD	<15% RPD	<15% RPD
⑧		:					
RPD:			± 1°C	± 0.1	<10% RPD	<15% RPD	<15% RPD

SAMPLE TRACKING INFORMATION

Sample ID	Analysis	COC	# of Cont	Cont. Type	Preserv.
MW-17-043009	BTEX + MIBE by 8260		3	VOCs	HCL
↓	8015 020		3	VOCs	HCL
	HVDL 8260		3	VOCs	HCL

GROUNDWATER SAMPLING FORM

WELL INFORMATION

Well Name: MW-18 Location: _____
 Project Number: _____ Well Type: Mon Ext Other
 Arrival Time: 10:15 Departure Time: 10:40 Sampler: HT/DW
 OVM Reading at Well Head (ppm): 0.0 at Breathing Zone (ppm): 0.0
 Purge Date: 04/30/09 Sump Length (ft): _____
 Purge Method: Bailer Honda Pump Dedicated Pump Submersible Pump
 Other _____ Final Pump Placement: _____ (0.1 ft.)
 Recommended Purge Rate: _____ (gpm) Actual Purge Rate: _____ (gpm)
 Casing ID: 2" 3" 4" 4.5" 6"
 Volume Factor: 0.1632 0.3672 0.6528 0.826 1.469

PURGE VOLUME

5.55	10.76	9.57
Initial Water Level	Measured Total Depth	Final Water Level

10.76	-	5.55	=	5.21	x	0.1632	=	0.85	x	3	=	2.55
Measured Total Depth		Initial Water Level		Water Column		Volume Factor		Single Purge Volume		No. of Purges		Calculated Minimum Purge Volume

FREE PRODUCT DETECTION AND MEASUREMENT

Target NAPL	Detection Method (Equipment)	Light or Dense Phase	Depth to Top of Layer(0.01 ft.)	Thickness of Layer(0.01 ft.)
ND	Interface Probe	N/A	N/A	N/A *

*Print "ND" if NAPL is not detected. Print "TRACE" if detected at <0.01 ft. thick.

SAMPLING

Sampling Date: 04/30/09 @ Time: 10:35
 Method: Bailer No.: _____ Well Port Disp. Bailer Other: _____
 Comments: _____

WELL HEAD CONDITION (indicate each item inspected)

Cap/Lid	<input checked="" type="checkbox"/> Y <input type="checkbox"/> N	Locked	<input checked="" type="checkbox"/> Y <input type="checkbox"/> N	Casing	<input checked="" type="checkbox"/> Y <input type="checkbox"/> N	Seal	<input checked="" type="checkbox"/> Y <input type="checkbox"/> N
Standing Water	<input type="checkbox"/> Y <input checked="" type="checkbox"/> N	ID Marking	<input checked="" type="checkbox"/> Y <input type="checkbox"/> N				

Well Head Problems: one side not locked - bolt cannot be placed properly

WELL SAMPLING PARAMETERS

Purge No.	Gallons Purged	Time	Temp. (°C)	pH	Cond. (µmhos/cm)	O.R.P. (mV)	Turb. (NTU)
0	0	10:19	15.5	6.43	443.8	87	N/A
1	0.45	10:21	16.2	5.73	439.7	108	N/A
2	1.70	10:23	16.2	5.69	441.1	121	N/A
3	2.55	10:25	16.0	5.63	442.5	126	N/A
$(X_a - X_b) / (X_a + X_b) \times 200\% = RPD:$			± 1°C	± 0.1	<10% RPD	<15% RPD	<15% RPD
4		:					
RPD:			± 1°C	± 0.1	<10% RPD	<15% RPD	<15% RPD
5		:					
RPD:			± 1°C	± 0.1	<10% RPD	<15% RPD	<15% RPD
6		:					
RPD:			± 1°C	± 0.1	<10% RPD	<15% RPD	<15% RPD
7		:					
RPD:			± 1°C	± 0.1	<10% RPD	<15% RPD	<15% RPD
8		:					
RPD:			± 1°C	± 0.1	<10% RPD	<15% RPD	<15% RPD

SAMPLE TRACKING INFORMATION

Sample ID	Analysis	COC	# of Cont	Cont. Type	Preserv.
<u>043009 MW-18-040</u>	<u>BTEX & MTBE 8260</u>		<u>2</u>	<u>3</u>	<u>Vials HCL</u>
<u>↓</u>	<u>SOIS TPH6</u>		<u>2</u>	<u>3</u>	<u>↓</u>
<u>↓</u>	<u>HUDL 8260</u>		<u>2</u>	<u>3</u>	<u>↓</u>

GROUNDWATER SAMPLING FORM

WELL INFORMATION

Well Name: MW-19A Location: _____
 Project Number: _____ Well Type: Mon Ext Other _____
 Arrival Time: 09:40 Departure Time: 10:10 Sampler: HT/DW
 OVM Reading at Well Head (ppm): 0.0 at Breathing Zone (ppm): 0.0
 Purge Date: 04/30/09 Sump Length (ft): _____
 Purge Method: Bailer Honda Pump Dedicated Pump Submersible Pump
 Other _____ Final Pump Placement: _____ (0.1 ft.)
 Recommended Purge Rate: _____ (gpm) Actual Purge Rate: _____ (gpm)
 Casing ID: 2" 3" 4" 4.5" 6"
 Volume Factor: 0.1632 0.3672 0.6528 0.826 1.469

PURGE VOLUME

<u>5.08</u>	<u>14.93</u>	<u>5.10</u>
Initial Water Level	Measured Total Depth	Final Water Level

<u>14.93</u> - <u>5.08</u> = <u>9.85</u> x <u>0.1632</u> = <u>1.60</u> x <u>3</u> = <u>4.82</u>						
Measured Total Depth	Initial Water Level	Water Column	Volume Factor	Single Purge Volume	No. of Purges	Calculated Minimum Purge Volume

FREE PRODUCT DETECTION AND MEASUREMENT

Target NAPL	Detection Method (Equipment)	Light or Dense Phase	Depth to Top of Layer(0.01 ft.)	Thickness of Layer(0.01 ft.)
ND	Interface Probe	N/A	N/A	N/A*

*Print "ND" if NAPL is not detected. Print "TRACE" if detected at <0.01 ft. thick.

SAMPLING

Sampling Date: 04/30/09 @ Time: 10:00
 Method: Bailer No.: _____ Well Port Disp. Bailer Other: _____
 Comments: *NO free product detected with OIL/WATER Interface probe.

WELL HEAD CONDITION (indicate each item inspected)

Cap/Lid	<input checked="" type="checkbox"/> Y <input type="checkbox"/> N	Locked	<input checked="" type="checkbox"/> Y <input type="checkbox"/> N	Casing	<input checked="" type="checkbox"/> Y <input type="checkbox"/> N	Seal	<input checked="" type="checkbox"/> Y <input type="checkbox"/> N
Standing Water	<input type="checkbox"/> Y <input checked="" type="checkbox"/> N	ID Marking	<input checked="" type="checkbox"/> Y <input type="checkbox"/> N				

Well Head Problems: _____

WELL SAMPLING PARAMETERS

Purge No.	Gallons Purged	Time	Temp. (°C)	pH	Cond. (µmhos/cm)	O.R.P. (mV)	Turb. (NTU)
0	<u>0</u>	<u>09:45</u>	<u>14.4</u>	<u>7.54</u>	<u>519.3</u>	<u>169</u>	<u>N/A</u>
1	<u>1.60</u>	<u>09:46</u>	<u>14.8</u>	<u>7.63</u>	<u>430.3</u>	<u>112</u>	<u>N/A</u>
2	<u>3.22</u>	<u>09:51</u>	<u>14.9</u>	<u>7.49</u>	<u>414.5</u>	<u>109</u>	<u>N/A</u>
3	<u>4.82</u>	<u>09:54</u>	<u>14.8</u>	<u>7.45</u>	<u>409.6</u>	<u>102</u>	<u>N/A</u>
$(X_a - X_b) / (X_a + X_b) \times 200\% = \text{RPD}$:			±1°C	±0.1	<10% RPD	<15% RPD	<15% RPD
4		:					
RPD:			±1°C	±0.1	<10% RPD	<15% RPD	<15% RPD
5		:					
RPD:			±1°C	±0.1	<10% RPD	<15% RPD	<15% RPD
6		:					
RPD:			±1°C	±0.1	<10% RPD	<15% RPD	<15% RPD
7		:					
RPD:			±1°C	±0.1	<10% RPD	<15% RPD	<15% RPD
8		:					
RPD:			±1°C	±0.1	<10% RPD	<15% RPD	<15% RPD

SAMPLE TRACKING INFORMATION

Sample ID	Analysis	COC	# of Cont	Cont. Type	Preserv.
<u>MW19A-043009</u>	<u>BTEX + PHTC 8260</u>		<u>3</u>	<u>W200</u>	<u>HCC</u>
↓	<u>TPHC 8015</u>		<u>3</u>	↓	↓
	<u>HVOC 8260</u>		<u>3</u>	↓	↓

Monitoring Well Sampling Field Data
Former Chevron Asphalt Plant and Terminal #206265
1502 Powell Street
Emeryville, California



Start Time: 14:15

Water Quality Meter / Serial No:

Well Number: MWX-2		Well Depth (ft BTIC): 75 13.04		CO (ppm): -		VOC (ppm): 1.2						
Date: 6/24/2009		Screen Length (ft): 10		H2S (ppm): -		Initial Water Level (ft BTIC): 4.75						
Sampling Device:		Pump Intake (ft BTIC): 11.76		LEL (%): -		Pre-Pumping Water Level (ft BTIC): 4.68						
Sampling Personnel:		Well Diameter (in): 2.0		O2 (%): -		Tubing Type: Polyethylene Tubing						
Time	pH 0.1 unit	DO 10%	Specific Cond. (µS/cm) 3%	Turbidity (NTU) 10%	ORP (mV) ±10 mV	Temp. (degree C)	Depth to Water (feet) 0.3 feet	Volume (gallons)	Color	Odor	Purge Rate (L/min)	Comments
14:20	7.12	54.3	498	229.1	222	18.39	5.10	-	Brown	-	~2.0	Flow through cell filled.
14:27	6.76	11.3	501	59.6	208.1	18.68	5.50	1.2	clear	-	"	
14:29	6.77	11.4	504	50.6	206.5	18.82	5.43	2	clear	-	"	
14:31	6.75	11.6	502	43.0	207.2	18.64	5.55	3	clear	-	"	
14:32	6.75	17.9	505	73.2	208.7	18.59	5.55	4	clear	-	"	
14:35	6.78	12.6	503	37.7	208.9	18.56	5.60	5	clear	-	"	
14:37	6.72	10.3	499	41.2	209.0	18.51	5.61	6	clear	-	"	
14:45							4.85					
15:00												Sample MWX-2 DUP 20090624

Notes: BTIC - Below Top of Inner Casing

1 Well Volume: gallons

3 Well Volumes: gallons

Total Volume Removed: gallons

Samples collected for VOCs by USEPA 8260B

2" - 0.163 gal/foot

4" - 0.653 gal/foot

Monitoring Well Sampling Field Data
Former Chevron Asphalt Plant and Terminal #206265
1502 Powell Street
Emeryville, California



Start Time: 9:20

Water Quality Meter / Serial No:

Well Number: MWX-3			Well Depth (ft BTIC):					CO (ppm): —	VOC (ppm): 4.5			
Date: 6/24/09			Screen Length (ft): 10					H2S (ppm): —	Initial Water Level (ft BTIC): 5.93			
Sampling Device: Pump / Filter			Pump Intake (ft BTIC): ~ 9.5ft					LEL (%): —	Pre-Pumping Water Level (ft BTIC):			
Sampling Personnel: AT / CJM			Well Diameter (in): 2.0					O2 (%): —	Tubing Type: Polyethylene Tubing			
Time	pH <small>0.1 unit</small>	DO <small>10%</small>	Specific Cond. (µS/cm) <small>3%</small>	Turbidity (NTU) <small>10%</small>	ORP (mV) <small>±10 mV</small>	Temp. (degree C)	Depth to Water (feet) <small>0.3 feet</small>	Volume (gallons)	Color	Odor	Purge Rate (L/min)	Comments
9:34	6.70	48.7	776	36.0	198.4	16.20	7.39	—	clear	none	2.0	Flow through cell filled.
9:38	6.67	13.1	855	25.8	192.6	16.17	8.61	3	clear	none	2.0	
9:41												WELL DRY
09:52	6.79	45.5	733	50.0	206.7	16.19	NM					
09:55	6.85	42.8	971	85.1	208.7	16.17	NM				1.5	
Sample @ 10:06												

Notes: BTIC - Below Top of Inner Casing
 1 Well Volume: gallons
 3 Well Volumes: gallons
 Total Volume Removed: gallons
 Samples collected for VOCs by USEPA 8260B

2" - 0.163 gal/foot
 4" - 0.653 gal/foot

NM = can't measure, water level below pump head.

Monitoring Well Sampling Field Data
 Former Chevron Asphalt Plant and Terminal #206265
 1502 Powell Street
 Emeryville, California



Start Time: 15:40

Water Quality Meter / Serial No:

Well Number: MWX-6			Well Depth (ft BTIC): 13.31			CO (ppm): —		VOC (ppm): 0.4				
Date: 6/24/09			Screen Length (ft): 10			H2S (ppm): —		Initial Water Level (ft BTIC): 6.52				
Sampling Device:			Pump Intake (ft BTIC): 11.70			LEL (%): —		Pre-Pumping Water Level (ft BTIC): 7.12				
Sampling Personnel:			Well Diameter (in): 2.0			O2 (%): —		Tubing Type: Polyethylene Tubing				
Time	pH <small>0.1 unit</small>	DO <small>10%</small>	Specific Cond. (µS/cm) <small>3%</small>	Turbidity (NTU) <small>10%</small>	ORP (mV) <small>±10 mV</small>	Temp. (degree C)	Depth to Water (feet) <small>0.3 feet</small>	Volume (gallons)	Color	Odor	Purge Rate (L/min)	Comments
15:47	7.70	6.5	1006	415.2	135.1	16.55	7.64	—	cloudy	—	2.0	Flow through cell filled.
15:50	7.37	8.2	820	134.3	133.4	16.51	7.27	1.5	"	—	"	
15:52	7.35	8.3	827	1310.0	128.7	16.52	8.21	2.5	"	—	"	
15:55	7.28	6.2	769	443.1	126.8	16.57	8.84	4.0	"	—	"	
15:57	7.24	4.7	724	383.1	126.2	16.59	8.94	5.0	"	—	"	
15:59	7.19	3.7	656	274.1	117.2	16.60	9.10	6.0	"	—	"	
16:01	7.17	3.5	632	212.1	110.2	16.60	9.22	7.0	"	—	"	
16:03	7.14	3.4	603	189.2	120.2	16.60	9.30	8.0	"	—	"	
16:10							7.98					sample

Notes: BTIC - Below Top of Inner Casing
 1 Well Volume: gallons
 3 Well Volumes: gallons
 Total Volume Removed: gallons
 Samples collected for VOCs by USEPA 8260B

2" - 0.163 gal/foot
 4" - 0.653 gal/foot

Monitoring Well Sampling Field Data
Former Chevron Asphalt Plant and Terminal #206265
1502 Powell Street
Emeryville, California



Start Time: 13:00

Water Quality Meter / Serial No:

Well Number: MWX-8		Well Depth (ft BTIC): 12.59		CO (ppm): —		VOC (ppm): 0.1						
Date: 6/24/09		Screen Length (ft): 10		H2S (ppm): —		Initial Water Level (ft BTIC): 5.66						
Sampling Device:		Pump Intake (ft BTIC): 10.41		LEL (%): —		Pre-Pumping Water Level (ft BTIC): 6.87						
Sampling Personnel: C. Meyer A. Tan		Well Diameter (in): 2.0		O2 (%): —		Tubing Type: Polyethylene Tubing						
Time	pH <i>0.1 unit</i>	DO <i>10%</i>	Specific Cond. (μ S/cm) <i>3%</i>	Turbidity (NTU) <i>10%</i>	ORP (mV) <i>±10 mV</i>	Temp. (degree C)	Depth to Water (feet) <i>0.3 feet</i>	Volume (gallons)	Color	Odor	Purge Rate (L/min)	Comments
13:02	8.02	59.0	886	1021.1	194.9	16.62	6.79	1	Brown	NONE	1.5	Flow through cell filled.
13:06	7.59	20.2	388	525.0	201.1	16.43	7.30	2	Clear	—	"	
13:08	7.52	16.8	388	583.1	203.3	16.48	7.60	3	Clear	—	4	
13:12	7.43	12.3	341	924.0	205.6	16.47	7.89	4	"	—	"	
13:16	7.39	17.5	343	745.0	207.2	16.49	8.06	5	"	—	"	
13:19	7.37	21.1	337	349.8	208.8	16.49	8.19	6	"	—	"	
13:22	7.36	22.2	336	285.0	204.4	16.49	8.24	7	"	—	"	
13:20							6.86					Sample

Notes: BTIC - Below Top of Inner Casing
1 Well Volume: gallons
3 Well Volumes: gallons
Total Volume Removed: gallons
Samples collected for VOCs by USEPA 8260B

2" - 0.163 gal/foot
4" - 0.653 gal/foot

Monitoring Well Sampling Field Data
Former Chevron Asphalt Plant and Terminal #206265
1502 Powell Street
Emeryville, California



Start Time: 1510

Water Quality Meter / Serial No:

Well Number: MWX-9		Well Depth (ft BTIC): 12.89		CO (ppm): -		VOC (ppm): 0.7						
Date: 6/24/09		Screen Length (ft): 11.07		H2S (ppm): -		Initial Water Level (ft BTIC): 6.60						
Sampling Device: Bailor / Pump		Pump Intake (ft BTIC): ↓		LEL (%): -		Pre-Pumping Water Level (ft BTIC): 6.58						
Sampling Personnel: CJM / AT		Well Diameter (in): 2.0		O2 (%): -		Tubing Type: Polyethylene Tubing						
Time	pH 0.1 unit	DO 10%	Specific Cond. (μS/cm) 3%	Turbidity (NTU) 10%	ORP (mV) ±10 mV	Temp. (degree C)	Depth to Water (feet) 0.3 feet	Volume (gallons)	Color	Odor	Purge Rate (L/min)	Comments
15:16	7.33	37.6	539	1348.8	99.4	17.25	6.60	-	Brown	-	~2.0	Flow through cell filled.
15:19	7.23	8.8	597	71.1	79.9	17.57	6.62	1.5	clear	-	"	
15:20	7.28	10.7	611	63.1	78.4	17.59	6.62	2.0	clear	-	"	
15:22	7.37	12.6	612	19.9	73.7	17.61	6.62	3.0	"	-	"	
15:23	7.36	14.0	609	10.8	67.3	17.62	6.62	4.0	"	-	"	
15:25	7.41	15.7	605	5.1	59.3	17.65	6.62	5.0	"	-	"	
15:26	7.42	15.7	604	3.9	57.4	17.66	6.62	6.0	"	-	"	
15:28	7.43	16.1	603	3.1	56.6	17.67	6.62	7.0	"	-	"	
15:35							0.60					sample

Notes: BTIC - Below Top of Inner Casing

1 Well Volume: gallons

3 Well Volumes: gallons

Total Volume Removed: gallons

Samples collected for VOCs by USEPA 8260B

2" - 0.163 gal/foot

4" - 0.653 gal/foot

Monitoring Well Sampling Field Data
 Former Chevron Asphalt Plant and Terminal #206265
 1502 Powell Street
 Emeryville, California



Start Time: 12:00

Water Quality Meter / Serial No:

Well Number: MWX-10A			Well Depth (ft BTIC): 12.74					CO (ppm): —		VOC (ppm): 0.3		
Date: 6/24/2009			Screen Length (ft): 9.37					10		H2S (ppm): —		Initial Water Level (ft BTIC): 4.52
Sampling Device:			Pump Intake (ft BTIC): ↓					LEL (%): —		Pre-Pumping Water Level (ft BTIC): 4.83		
Sampling Personnel:			Well Diameter (in): 2.0					O2 (%): —		Tubing Type: Polyethylene Tubing		
Time	pH 0.1 unit	DO 10%	Specific Cond. (µS/cm) 3%	Turbidity (NTU) 10%	ORP (mV) ±10 mV	Temp. (degree C)	Depth to Water (feet) 0.3 feet	Volume (gallons)	Color	Odor	Purge Rate (L/min)	Comments
12:09	7.81	58.9	879	1333.6	222.6	15.81	5.16	—	brown	—	2.0	Flow through cell filled.
12:14	7.57	11.5	540	88.0	220	16.24	6.20	2.8	cloudy	—	"	
12:20	7.60	23.8	610	1338.3	216.7	16.24	6.89	5	brown	—	"	
12:24	7.61	30.4	583	207.3	215.0	16.32	6.78	6	cloudy	—	"	
12:26	7.62	32.0	557	72.6	212.6	16.45	7.65	7.5	clear	—	"	
12:30	7.61	32.2	547	46.2	206.0	16.55	6.76	8.0	clear	—	"	
12:35	7.60	31.3	546	40.370	200.3	16.47	6.68	9.0	clear	—	"	
12:40	7.61	31.2	543	40.137.1	199.3	16.47	6.85	10.0	clear	—	"	
12:45												sample

Notes: BTIC - Below Top of Inner Casing

- 1 Well Volume: gallons
- 3 Well Volumes: gallons
- Total Volume Removed: gallons
- Samples collected for VOCs by USEPA 8260B

2" - 0.163 gal/foot
 4" - 0.653 gal/foot

Monitoring Well Sampling Field Data
 Former Chevron Asphalt Plant and Terminal #206265
 1502 Powell Street
 Emeryville, California



Start Time: 11:09

Water Quality Meter / Serial No:

Well Number: MWX-11A		Well Depth (ft BTIC): 12.87			CO (ppm): —		VOC (ppm): 0.7					
Date: 6/24/2009		Screen Length (ft): 41.2			10		H2S (ppm): —		Initial Water Level (ft BTIC): 5.81			
Sampling Device:		Pump Intake (ft BTIC): 11.2			LEL (%): —		Pre-Pumping Water Level (ft BTIC): 5.69					
Sampling Personnel: C. Meyer / A. Tan		Well Diameter (in): 2.0			O2 (%): —		Tubing Type: Polyethylene Tubing					
Time	pH 0.1 unit	DO 10%	Specific Cond. (µS/cm) 3%	Turbidity (NTU) 10%	ORP (mV) ±10 mV	Temp. (degree C)	Depth to Water (feet) 0.3 feet	Volume (gallons)	Color	Odor	Purge Rate (L/min) 0.75	Comments
11:19	7.24	56.1	1289	105.2	238.9	15.79	6.85	—	cloudy	—	0.75	Flow through cell filled.
11:23	7.20	42.3	1285	23.4	234.4	15.93	7.65	2	cloudy	—	"	dry @ 11:26
11:34							6.86					resume pumping
11:35	7.37	72.8	1253	67.2	237.1	15.90	7.68	2.5	cloudy	—	1.0	
11:39	7.23	37.6	1258	20.7	234.9	15.96	8.20	2.0	cloudy	—	"	
11:44	7.18	31.1	1218	10.7	232.1	18.17	8.40	4.0	clear	—	"	
11:45												Sample

Notes: BTIC - Below Top of Inner Casing
 1 Well Volume: gallons
 3 Well Volumes: gallons
 Total Volume Removed: gallons
 Samples collected for VOCs by USEPA 8260B

2" - 0.163 gal/foot
 4" - 0.653 gal/foot

Monitoring Well Sampling Field Data
 Former Chevron Asphalt Plant and Terminal #206265
 1502 Powell Street
 Emeryville, California



Start Time: 0800

Water Quality Meter / Serial No: YSI - MDS 65

Well Number: MW-17			Well Depth (ft BTIC): 11.82			CO (ppm): —		VOC (ppm): 0.0				
Date: 6/24/09 pump			Screen Length (ft): 10			H2S (ppm): —		Initial Water Level (ft BTIC): 5.64				
Sampling Device: YSI 65 / Butler			Pump Intake (ft BTIC): 11.82 8.77			LEL (%): —		Pre-Pumping Water Level (ft BTIC): 5.92				
Sampling Personnel: AT / CJM			Well Diameter (in): 2.0			O2 (%): —		Tubing Type: Polyethylene Tubing				
Time	pH 0.1 unit	DO 10%	Specific Cond. (µS/cm) 3%	Turbidity (NTU) 10%	ORP (mV) ±10 mV	Temp. (degree C)	Depth to Water (feet) 0.3 feet	Volume (gallons)	Color	Odor	Purge Rate (L/min)	Comments
8:52	6.34	10.6	425	128.1	171.0	17.65	5.92	—	Cloudy	none	1.0/min	Flow through cell filled.
55	6.31	7.7	415	48.8	176.4	17.73	5.96	—	Cloudy	none	1.5/min	sheen
:58	6.30	8.7	412	19.1	178.7	17.77	5.85	4	cloudy	none	1.5	
09:01	6.30	10.8	414	21.5	181.8	17.78	5.86	3	clear	none	1.5	
09:04	6.30	11.9	413	18.0	183.4	17.78	5.82	7	clear	none	1.5	STOP PUMP
09:10												SAMPLE

Notes: BTIC - Below Top of Inner Casing
 1 Well Volume: gallons
 3 Well Volumes: gallons
 Total Volume Removed: gallons
 Samples collected for VOCs by USEPA 8260B
 2" - 0.163 gal/foot
 4" - 0.653 gal/foot

Monitoring Well Sampling Field Data
 Former Chevron Asphalt Plant and Terminal #206265
 1502 Powell Street
 Emeryville, California



Start Time: 1010

Water Quality Meter / Serial No:

Well Number: MW-18		Well Depth (ft BTIC): 10.65		CO (ppm): =		VOC (ppm): 0.0						
Date: 6/24/09		Screen Length (ft): 10		H2S (ppm): =		Initial Water Level (ft BTIC): 6.25						
Sampling Device: Pshiler (pump)		Pump Intake (ft BTIC): At bottom of well		LEL (%): =		Pre-Pumping Water Level (ft BTIC): 5.45						
Sampling Personnel: AT / OJM		Well Diameter (in): 2.0		O2 (%): =		Tubing Type: Polyethylene Tubing						
Time	pH	DO	Specific Cond. (µS/cm)	Turbidity (NTU)	ORP (mV)	Temp. (degree C)	Depth to Water (feet)	Volume (gallons)	Color	Odor	Purge Rate (L/min)	Comments
10:34	7.65	101.2	2	1.9	26.9	16.25	5.60	—	Clear	None		Flow through cell filled.
10:40	7.65	101.2									2.2	
	6.45	21.9	411	1.7	27.7	17.94	5.42	4	Clear	None	2.2	
10:44	6.43	13.8	411	1.2	219.4	17.96	5.42	6	Clear	None	2.2	
10:47	6.42	12.3	411	1.0	220.8	17.94	5.42	7	Clear	None	2.2	

Notes: BTIC - Below Top of Inner Casing
 1 Well Volume: gallons
 3 Well Volumes: gallons
 Total Volume Removed: gallons
 Samples collected for VOCs by USEPA 8260B

2" - 0.163 gal/foot
 4" - 0.653 gal/foot

Monitoring Well Sampling Field Data
Former Chevron Asphalt Plant and Terminal #206265
1502 Powell Street
Emeryville, California



Start Time: 1335

Water Quality Meter / Serial No:

Well Number: MW-19A			Well Depth (ft BTIC): 14.85					CO (ppm): -		VOC (ppm): 0.0		
Date: 6/24/2009			Screen Length (ft): 10					H2S (ppm): -		Initial Water Level (ft BTIC): 4.60		
Sampling Device:			Pump Intake (ft BTIC): 10.98					LEL (%): -		Pre-Pumping Water Level (ft BTIC): 5.05		
Sampling Personnel:			Well Diameter (in): 2.0					O2 (%): -		Tubing Type: Polyethylene Tubing		
Time	pH	DO	Specific Cond. (µS/cm)	Turbidity (NTU)	ORP (mV)	Temp. (degree C)	Depth to Water (feet)	Volume (gallons)	Color	Odor	Purge Rate (L/min)	Comments
	6.50 -0.1 unit	10%	3%	10%	±10 mV		0.3 feet					
13:44	7.47	14.6	422	30.5	221.5	16.77	5.05	-	clear	-	1.0	Flow through cell filled.
13:48	6.75	13.0	424	8.3	218.7	16.97	5.28	1.5	clear	-	"	
13:57	6.72	12.5	422	1.3	219.3	16.97	5.30	2.0	"	-	"	
13:56	6.72	6.8	424	0.7	220.6	16.97	5.28	4.0	"	-	"	
14:01	6.68	5.6	424	0.3	221.7	16.95	5.25	5.0	"	-	"	
14:05	6.67	5.3	424	0.3	222.2	16.95	5.23	6.0	"	-	"	
14:10							4.74					sample

Notes: BTIC - Below Top of Inner Casing
1 Well Volume: gallons
3 Well Volumes: gallons
Total Volume Removed: gallons
Samples collected for VOCs by USEPA 8260B

2" - 0.163 gal/foot
4" - 0.653 gal/foot

#206205



Site

Event

GROUND-WATER SAMPLING LOG

Sampling Personnel: E. MEYER, A. TAN Well ID: MW-17
 Job Number: _____ Date: 10/27/09
 Weather: _____ Time In: _____ Time Out: _____

WELL INFORMATION

	TIC	TOC	BGS
Well Depth (feet)		<u>11.60</u>	
Water Table Depth (feet)		<u>5.36</u>	

check where appropriate
 Well Type: Flushmount Stick-Up
 Well Locked: Yes No
 Measuring Point Marked: Yes No
 Well Diameter: 1" 2" Other: _____

WELL WATER INFORMATION

Length of Water Column: (feet)	
Volume of Water in Well: (gal)	
Pumping Rate of Pump: (mL/min)	
Pumping Rate of Pump: (GPM)	
Minutes of Pumping: (min)	
Total Volume Removed: (gal)	

Conversion Factors

gallons per foot of water column:	1" ID	2" ID	4" ID	6" ID
	0.041	0.163	0.653	1.469

1 gal = 3.785 L = 3785 mL = 0.1337 cubic ft.

Unit Stability

pH	DO	Cond	ORP
± 0.1	± 10%	± 3.0%	± 10 mV

SAMPLING INFORMATION

Analyses:

VOCs
 SVOCs
 Metals - Total
 Metals - Dissolved
 PCBs
 TPH-Dx

Sample ID: _____
 Sample Time: _____
 MS/MSD: Yes No
 Duplicate: Yes No
 Duplicate ID: _____
 Total Bottles: _____

EVACUATION INFORMATION

Evacuation Method: Bailer Peristaltic Grudfos Other Pump
 Tubing Used: Teflon Polyethylene
 Sampling Method: Bailer Peristaltic Grudfos Other Pump
 Did well go dry? Yes No Water Quality Meter Type: YSI 6920 w/ 650 MDS w/ flow through cell

Time Parameter	1	2	3	4	5	6	7	8	9
Volume Purged (ml)	0	1	2	3	4.2	5.0			
Depth to Water (ft. TIC)	18.05	18.55	18.71	18.82	18.86	18.89			
Temperature (°C)	6.22	6.68	6.07	6.06	6.06	6.06			
pH	4.54	3.92	3.81	3.78	3.78	3.77			
Conductance (mS/cm)	2.78	1.07	0.87	0.63	0.57	0.55			
Dissolved Oxygen (mg/L)	7.55	10.1	29.4	13.2	8.5	7.2			
Turbidity (NTU)	157.8	154.1	153.5	153.1	152.4	152.0			
ORP (mV)									

Time Parameter	10	11	12	13	14
Volume Purged (ml)					
Depth to Water (ft. TIC)					
Temperature (°C)					
pH					
Conductance (mS/cm)					
Dissolved Oxygen (mg/L)					
Turbidity (NTU)					
ORP (mV)					

MISCELLANEOUS OBSERVATIONS/PROBLEMS

SAMPLE DESTINATION

Laboratory: _____ Sample was shipped day of sampling Chain of Custody Signed By: _____
 Shipped Via: Federal Express Other: _____ sent on _____

#706285



Event

GROUND-WATER SAMPLING LOG

Sampling Personnel: C. MEYER / A. TAN
 Job Number: 20048686-000-00001
 Weather: 60s, cloudy

Well ID: MIV-18
 Date: 10/29/09
 Time In: _____ Time Out: _____

WELL INFORMATION			check where appropriate		
	TIC	TOC	BGS	Well Type:	Stick-Up
Well Depth (feet)		<u>10.56</u>		Flushmount <input type="checkbox"/>	<input type="checkbox"/>
Water Table Depth (feet)		<u>4.90</u>		Well Locked: Yes <input type="checkbox"/> No <input type="checkbox"/>	Yes <input type="checkbox"/> No <input type="checkbox"/>
				Measuring Point Marked: Yes <input type="checkbox"/> No <input type="checkbox"/>	
				Well Diameter: 1" <input type="checkbox"/> 2" <input checked="" type="checkbox"/> Other: _____	

WELL WATER INFORMATION	
Length of Water Column: (feet)	
Volume of Water in Well: (gal)	<u>0.96</u>
Pumping Rate of Pump: (mL/min)	
Pumping Rate of Pump: (GPM)	
Minutes of Pumping: (min)	
Total Volume Removed: (gal)	<u>3.261</u>

Conversion Factors				
gallons per foot of water column:	1" ID	2" ID	4" ID	6" ID
	0.041	<u>0.163</u>	0.653	1.469
1 gal = 3.785 L = 3785 mL = 0.1337 cubic ft.				

Unit Stability			
pH	DO	Cond	ORP
± 0.1	± 10%	<u>± 3.0%</u>	± 10 mV

SAMPLING INFORMATION	
Analyses:	
VOCs	<input type="checkbox"/>
SVOCs	<input type="checkbox"/>
Metals - Total	<input type="checkbox"/>
Metals - Dissolved	<input type="checkbox"/>
PCBs	<input type="checkbox"/>
TPH-Dx	<input type="checkbox"/>
Sample ID:	_____
Sample Time:	_____
MS/MSD:	Yes <input type="checkbox"/> No <input type="checkbox"/>
Duplicate:	Yes <input type="checkbox"/> No <input type="checkbox"/>
Duplicate ID:	_____
Total Bottles:	_____

EVACUATION INFORMATION	
Evacuation Method:	Bailer <input type="checkbox"/> Peristaltic <input checked="" type="checkbox"/> Grudfos <input type="checkbox"/> Other Pump <input checked="" type="checkbox"/>
Tubing Used:	Teflon <input type="checkbox"/> Polyethylene <input checked="" type="checkbox"/>
Sampling Method:	Bailer <input checked="" type="checkbox"/> Peristaltic <input type="checkbox"/> Grudfos <input type="checkbox"/> Other Pump <input type="checkbox"/>
Did well go dry?	Yes <input type="checkbox"/> No <input checked="" type="checkbox"/>
Water Quality Meter Type:	YSI 6920 w/ 650 MDS w/ flow through cell

Time	1	2	3	4	5	6	7	8	9
Parameter	Initial	<u>9:28</u>	<u>9:30</u>	<u>9:32</u>					
Volume Purged (gal)	<u>0</u>	<u>1</u>	<u>2</u>	<u>3</u>					
Depth to Water (ft. TIC)	<u>4.97</u>	<u>9.12</u>	<u>5.10</u>	<u>5.07</u>					
Temperature (°C)	<u>17.54</u>	<u>18.18</u>	<u>18.20</u>	<u>18.24</u>					
pH	<u>6.54</u>	<u>6.18</u>	<u>6.15</u>	<u>6.15</u>					
Conductance (mS/cm)	<u>394</u>	<u>391</u>	<u>391</u>	<u>391</u>					
Dissolved Oxygen (mg/L)	<u>5.61</u>	<u>1.11</u>	<u>1.02</u>	<u>0.92</u>					
Turbidity (NTU)	<u>16.7</u>	<u>6.15</u>	<u>3.4</u>	<u>3.1</u>					
ORP (mV)	<u>166.8</u>	<u>169.8</u>	<u>169.0</u>	<u>168.0</u>					

Time	10	11	12	13	14
Parameter					
Volume Purged (ml)					
Depth to Water (ft. TIC)					
Temperature (°C)					
pH					
Conductance (mS/cm)					
Dissolved Oxygen (mg/L)					
Turbidity (NTU)					
ORP (mV)					

MISCELLANEOUS OBSERVATIONS/PROBLEMS

SAMPLE DESTINATION	
Laboratory: _____	Sample was <input type="checkbox"/> shipped day of sampling
Shipped Via: <input type="checkbox"/> Federal Express <input type="checkbox"/> Other: _____	<input type="checkbox"/> sent on _____
Chain of Custody Signed By: _____	

206265



4Q 2009 SA Sampling Event

Site

GROUND-WATER SAMPLING LOG

Sampling Personnel: C. MEYER / A. TAN
Job Number: B0044650.0000
Weather:

Well ID: MW-19A
Date: 10/27/09
Time In: 07:30 Time Out:

WELL INFORMATION		TIC	TOC	BGS
Well Depth (feet)			14.36	
Water Table Depth (feet)			4.11	

check where appropriate

Well Type: Flushmount Stick-Up

Well Locked: Yes No

Measuring Point Marked: Yes No

Well Diameter: 1" 2" Other: _____

WELL WATER INFORMATION	
Length of Water Column: (feet)	
Volume of Water in Well: (gal)	1
Pumping Rate of Pump: (mL/min)	
Pumping Rate of Pump: (GPM)	
Minutes of Pumping: (min)	
Total Volume Removed: (gal)	25.2

gallons per foot of water column:	Conversion Factors			
	1" ID	2" ID	4" ID	6" ID
	0.041	0.163	0.653	1.469

1 gal = 3.785 L = 3785 mL = 0.1337 cubic ft.

Unit Stability			
pH	DO	Cond	ORP
± 0.1	± 10%	± 3.0%	± 10 mV

SAMPLING INFORMATION	
Analyses:	
VOCs	<input type="checkbox"/>
SVOCs	<input type="checkbox"/>
Metals - Total	<input type="checkbox"/>
Metals - Dissolved	<input type="checkbox"/>
PCBs	<input type="checkbox"/>
TPH-Dx	<input type="checkbox"/>
Sample ID:	_____
Sample Time:	_____
MS/MSD:	Yes <input type="checkbox"/> No <input type="checkbox"/>
Duplicate:	Yes <input type="checkbox"/> No <input type="checkbox"/>
Duplicate ID:	_____
Total Bottles:	_____

EVACUATION INFORMATION

Evacuation Method: Bailer Peristaltic Grudfos Other Pump whale

Tubing Used: Teflon Polyethylene

Sampling Method: Bailer Peristaltic Grudfos Other Pump

Did well go dry? Yes No

Water Quality Meter Type: YSI 6920 w/ 650 MDS w/ flow through cell

Time	1	2	3	4	5	6	7	8	9
Parameter	Initial								
Volume Purged (ml)	0	290	3	4	5				
Depth to Water (ft. TIC)	9.40	5.62	5.68	5.50	6.02				
Temperature (°C)	18.35	18.61	18.64	18.65	18.66				
pH	6.06	6.19	6.17	6.15	6.14				
Conductance (mS/cm)	321	308	310	315	321				
Dissolved Oxygen (mg/L)	8.258	2.38	1.49	1.26	9.3				
Turbidity (NTU)	110.5	18.2	5.9	4.3	2.9				
ORP (mV)	247.0	242.4	237.7	235.6	229.5				

Time	10	11	12	13	14
Parameter					
Volume Purged (ml)					
Depth to Water (ft. TIC)					
Temperature (°C)					
pH					
Conductance (mS/cm)					
Dissolved Oxygen (mg/L)					
Turbidity (NTU)					
ORP (mV)					

MISCELLANEOUS OBSERVATIONS/PROBLEMS

SAMPLE DESTINATION

Laboratory: _____ Sample was shipped day of sampling Chain of Custody Signed By: _____

Shipped Via: Federal Express Other: _____ sent on _____

Monitoring Well Sampling Field Data
Former Chevron Asphalt Plant
1520 Powell Street
Emeryville, California

ARCADIS
Start Time: 1215

Water Quality Meter / Serial No: *Hanna U-224*

Well Number: MW-X2		Well Depth (ft BTIC): 13.05		CO (ppm): 0		VOC (ppm): 4.7						
Date: 5/19/10		Screen Length (ft): 10		H2S (ppm): 0		Initial Water Level (ft BTIC): 4.19						
Sampling Device: Peristaltic Pump		Pump Intake (ft BTIC): 12.05		LEL (%): 0		Pre-Pumping Water Level (ft BTIC): 4.19						
Sampling Personnel: LK/PM		Well Diameter (in): 2.0		O2 (%): 18.5		Tubing Type: Polyethylene Tubing						
Time	pH 0.1 unit	DO mg/L 10%	Specific Cond. (µS/cm) m 3%	Turbidity (NTU) 10%	ORP (mV) ±10 mV	Temp. (degree C)	Depth to Water (feet) 0.3 feet	Volume (gallons)	Color	Odor	Purge Rate (L/min)	Comments
1238	6.91	1.02	0.349	48.9	-37	16.41	4.32 4.32	initial	clear	none	-	Flow through cell filled.
1242	6.87	0.00	0.348	62.0	-54	16.51	4.30	-	"	"	-	*pump turned off momentarily
1246	6.85	0.00	0.347	32.1	-55	16.51	4.32	-	"	"	-	
1250	6.84	0.00	0.345	33.7	-63	16.54	4.32	-	"	"	1.180	
1254	6.82	0.00	0.347	15.7	-65	16.56	4.32	-	"	"	1.180	
1258	6.82	0.00	0.349	21.0	-66	16.52	4.32	-	"	"	1.180	
1302	6.82	0.00	0.351	12.7	-56	16.50	4.32	-	"	"	1.180	
1306	6.82	0.00	0.354	10.4	-63	16.48	4.32	-	"	"	1.180	
1310	6.81	0.00	0.357	17.7	-60	16.55	4.31	-	"	"	1.180	
1314	6.81	0.00	0.359	32.7	-57	16.55	4.32	-	"	"	1.180	
1318	6.80	0.00	0.361	37.0	-55	16.51	4.32	-	"	"	1.180	
1322	6.79	0.00	0.363	29.0	-52	16.52	4.32	-	"	"	1.180	
1326	6.78	0.00	0.364	16.1	-50	16.54	4.33	-	"	"	1.180	
1330	6.78	0.00	0.365	15.1	-49	16.56	4.33	-	"	"	1.180	
1334	6.77	0.00	0.366	17.3	-50	16.62	4.32	4.5	"	"	0.180	

1400

Notes:

BTIC - Below Top of Inner Casing

1 Well Volume: 1.4 gallons

3 Well Volumes: 4.3 gallons

Total Volume Removed: 4.5 gallons

sampled MW-X2

2" - 0.163 gal/foot

4" - 0.653 gal/foot

Monitoring Well Sampling Field Data
Former Chevron Asphalt Plant
1520 Powell Street
Emeryville, California

ARCADIS
Start Time: 0755

Water Quality Meter / Serial No: Hanipa U-22M

Well Number: MW- X3		Well Depth (ft BTIC): 13.02		CO (ppm): 0		VOC (ppm): 0						
Date: 5/19/10		Screen Length (ft): 10		H2S (ppm): 0		Initial Water Level (ft BTIC): 5.62						
Sampling Device: Peristaltic Pump		Pump Intake (ft BTIC): 12.02		LEL (%): 0		Pre-Pumping Water Level (ft BTIC): 5.62						
Sampling Personnel: LK/PM		Well Diameter (in): 2.0		O2 (%): 20.9		Tubing Type: Polyethylene Tubing						
Time	pH 0.1 unit	DO mg/L 10%	Specific Cond. µS/cm 3%	Turbidity (NTU) 10%	ORP (mV) ±10 mV	Temp. (degree C)	Depth to Water (feet) 0.3 feet	Volume (gallons)	Color	Odor	Purge Rate (L/min)	Comments
0807	5.90	2.25	0.939	295.0	218	14.89	5.77	initial	clear	none	.200	Flow through cell filled.
0811	6.12	0.00	0.918	120.0	203	14.85	5.84	—	"	"	.200	
0815	6.20	0.00	0.898	65.8	197	14.84	5.89	—	"	"	.200	
0819	6.26	0.00	0.881	58.7	192	14.85	5.94	—	"	"	.200	
0823	6.34	0.20	0.823	53.5	188	14.85	6.00	—	"	"	.200	
0827	6.53	1.03	0.689	40.0	181	14.84	6.05	—	"	"	.125	
0831	6.62	1.88	0.648	49.6	173	14.82	6.05	—	"	"	.125	
0835	6.74	1.94	0.605	49.1	174	14.75	6.05	—	"	"	.125	
0839	6.80	1.84	0.583	49.6	171	14.79	6.06	—	"	"	.125	
0843	6.83	1.77	0.569	51.5	170	14.80	6.12	—	"	"	—	* turned on car. purge rate ↑
0847	6.88	1.78	0.559	51.5	168	14.82	6.19	—	"	"	var. 130	
0851	6.89	1.75	0.559	52.6	167	14.80	6.19	—	"	"	.130	
0900												Sample

Notes: BTIC - Below Top of Inner Casing
1 Well Volume: 1.20 gallons
3 Well Volumes: 3.60 gallons
Total Volume Removed: 2.5 gallons

2" - 0.163 gal/foot
4" - 0.653 gal/foot

Monitoring Well Sampling Field Data
Former Chevron Asphalt Plant
1520 Powell Street
Emeryville, California

ARCADIS
Start Time: 0748

Water Quality Meter / Serial No: HANNA U-22M

Well Number: MW-X6			Well Depth (ft BTIC): 13.33			CO (ppm): 0		VOC (ppm): 0.0				
Date: 5/20/10			Screen Length (ft): 10			H2S (ppm): 0		Initial Water Level (ft BTIC): 5.95				
Sampling Device: Peristaltic Pump			Pump Intake (ft BTIC): 12.33			LEL (%): 0		Pre-Pumping Water Level (ft BTIC): 5.92				
Sampling Personnel: WKJRM			Well Diameter (in): 2.0			O2 (%): 20.95		Tubing Type: Polyethylene Tubing				
Time	pH 0.1 unit	DO mg/L 10%	Specific Cond. mS/cm 3%	Turbidity (NTU) 10%	ORP (mV) ±10 mV	Temp. (degree C)	Depth to Water (feet) 0.3 feet	Volume (gallons)	Color	Odor	Purge Rate (L/min)	Comments
0756	5.71	3.52	0.658	159.0	208	15.36	6.08	initial	clear	none	0.180	Flow through cell filled.
0800	6.17	0.10	0.641	93.8	177	15.50	6.15	-	"	"	0.180	
0804	6.46	0.00	0.636	37.2	149	15.51	6.25	-	"	"	-	
0808	6.58	0.00	0.627	21.4	125	15.52	6.30	-	"	"	-	
0814	6.64	0.00	0.625	22.2	116	15.60	6.35	-	"	"	0.160	
0818	6.69	0.00	0.619	11.2	109	15.62	6.36	-	"	"	0.160	
0822	6.71	0.00	0.613	8.4	101	15.64	6.40	-	"	"	0.160	
0826	6.73	0.00	0.607	3.8	93	15.69	6.42	-	"	"	0.160	
0830	6.75	0.00	0.600	1.3	84	15.68	6.44	-	"	"	0.160	
0840												Sample MW-X6

Notes: BTIC - Below Top of Inner Casing
1 Well Volume: 1.20 gallons
3 Well Volumes: 3.60 gallons
Total Volume Removed: 2.5 gallons

2" - 0.163 gal/foot
4" - 0.653 gal/foot

Monitoring Well Sampling Field Data
Former Chevron Asphalt Plant
1520 Powell Street
Emeryville, California



Water Quality Meter / Serial No: *Hanna V-324*

Well Number: <i>MW-X8</i>		Well Depth (ft BTIC): <i>12.59</i>		CO (ppm): <i>0</i>		VOC (ppm): <i>0.0</i>						
Date: <i>5/10/2010</i>		Screen Length (ft): <i>10</i>		H2S (ppm): <i>0</i>		Initial Water Level (ft BTIC): <i>5.02</i>						
Sampling Device: <i>Peristaltic Pump</i>		Pump Intake (ft BTIC): <i>11.59</i>		LEL (%): <i>0</i>		Pre-Pumping Water Level (ft BTIC): <i>5.03</i>						
Sampling Personnel: <i>RM + CK</i>		Well Diameter (in): <i>2.0</i>		O2 (%): <i>20.9</i>		Tubing Type: <i>Polyethylene Tubing</i>						
Time	pH <i>0.1 unit</i>	DO <i>mg/L</i> <i>10%</i>	Specific Cond. <i>M/S/cm</i> <i>3%</i>	Turbidity <i>(NTU)</i> <i>10%</i>	ORP <i>(mV)</i> <i>±10 mV</i>	Temp. <i>(degree C)</i>	Depth to Water <i>(feet)</i> <i>0.3 feet</i>	Volume <i>(gallons)</i>	Color	Odor	Purge Rate <i>(L/min)</i>	Comments
<i>1415</i>	<i>7.71</i>	<i>3.35</i>	<i>0.825</i>	<i>36.5</i>	<i>150</i>	<i>18.00</i>	<i>5.17</i>	<i>initial</i>	<i>clear</i>	<i>none</i>	<i>0.166</i>	<i>Flow through cell filled.</i>
<i>1419</i>	<i>7.10</i>	<i>0.00</i>	<i>0.740</i>	<i>28.9</i>	<i>135</i>	<i>15.90</i>	<i>5.28</i>		<i>"</i>	<i>"</i>	<i>"</i>	
<i>1422</i>	<i>7.19</i>	<i>0.00</i>	<i>0.904</i>	<i>15.4</i>	<i>130</i>	<i>15.59</i>	<i>5.31</i>		<i>"</i>	<i>"</i>	<i>"</i>	
<i>1427</i>	<i>7.13</i>	<i>0.00</i>	<i>0.403</i>	<i>12.5</i>	<i>120</i>	<i>15.69</i>	<i>5.30</i>		<i>"</i>	<i>"</i>	<i>.100</i>	
<i>1431</i>	<i>7.09</i>	<i>0.00</i>	<i>0.306</i>	<i>6.3</i>	<i>125</i>	<i>15.63</i>	<i>5.31</i>		<i>"</i>	<i>"</i>	<i>"</i>	
<i>1435</i>	<i>7.06</i>	<i>0.00</i>	<i>0.375</i>	<i>6.0</i>	<i>123</i>	<i>15.70</i>	<i>5.32</i>		<i>"</i>	<i>"</i>	<i>"</i>	
<i>1445</i>	<i>7.09</i>	<i>0.00</i>	<i>0.350</i>	<i>1.9</i>	<i>119</i>	<i>15.56</i>	<i>5.33</i>		<i>"</i>	<i>"</i>	<i>"</i>	
<i>1449</i>	<i>7.07</i>	<i>0.00</i>	<i>0.345</i>	<i>0.1</i>	<i>117</i>	<i>15.59</i>	<i>5.33</i>		<i>"</i>	<i>"</i>	<i>"</i>	
<i>1454</i>	<i>7.08</i>	<i>0.00</i>	<i>0.344</i>	<i>0.0</i>	<i>115</i>	<i>15.59</i>	<i>5.34</i>		<i>"</i>	<i>"</i>	<i>"</i>	
<i>1458</i>	<i>7.09</i>	<i>0.00</i>	<i>0.342</i>	<i>0.0</i>	<i>114</i>	<i>15.63</i>	<i>5.34</i>		<i>"</i>	<i>"</i>	<i>"</i>	
<i>1502</i>	<i>7.10</i>	<i>0.00</i>	<i>0.342</i>	<i>0.0</i>	<i>113</i>	<i>15.59</i>	<i>5.34</i>		<i>"</i>	<i>"</i>	<i>"</i>	
<i>1510</i>												<i>Sampled MW-X8</i>

Notes: BTIC - Below Top of Inner Casing
 1 Well Volume: *1.23* gallons
 3 Well Volumes: *3.69* gallons
 Total Volume Removed: gallons

2" - 0.163 gal/foot
 4" - 0.653 gal/foot

Monitoring Well Sampling Field Data
Former Chevron Asphalt Plant
1520 Powell Street
Emeryville, California



Start Time: 0909

Water Quality Meter / Serial No: Horiba U22 M

Well Number: MW- X9			Well Depth (ft BTIC): 12.72 6.04 12.72			CO (ppm): 0		VOC (ppm): 0.0				
Date: 5-20-10			Screen Length (ft): 12.72 10.0			H2S (ppm): 0		Initial Water Level (ft BTIC): 6.04				
Sampling Device: <input checked="" type="checkbox"/> Peristaltic Pump			Pump Intake (ft BTIC): 11.72			LEL (%): 0		Pre-Pumping Water Level (ft BTIC): 6.01				
Sampling Personnel: RBM + LR			Well Diameter (in): <input checked="" type="checkbox"/> 2.0			O2 (%): 20.9		Tubing Type: <input checked="" type="checkbox"/> Polyethylene Tubing				
Time	pH 0.1 unit	DO 10%	Specific Cond. µS/cm 3%	Turbidity (NTU) 10%	ORP (mV) ±10 mV	Temp. (degree C)	Depth to Water (feet) 0.3 feet	Volume (gallons)	Color	Odor	Purge Rate (L/min)	Comments
0912	6.89	0.48	0.570	43.7	77	15.70	6.04	~0.3	Clean	None	0.20	Flow through cell filled.
0916	6.90	0.00	0.568	12.2	76	15.92	6.03	~0.6	"	"	0.26	
0920	6.90	0.00	0.568	13.1	77	15.92	6.03	~0.9	"	"	0.26	
0924	6.91	0.00	0.569	6.3	77	15.97	6.03	~1.2	"	"	"	
0928	6.91	0.00	0.568	1.4	80	16.00	6.03	~1.5	"	"	"	
0932	6.92	0.00	0.569	0.0	82	16.02	6.03	~1.8	"	"	"	
0940												Sample MW-X9

Notes: BTIC - Below Top of Inner Casing
 1 Well Volume: 1.09 gallons
 3 Well Volumes: 3.27 gallons
 Total Volume Removed: ~2 gallons

2" - 0.163 gal/foot
 4" - 0.653 gal/foot

Monitoring Well Sampling Field Data
Former Chevron Asphalt Plant
1520 Powell Street
Emeryville, California

ARCADIS
Start Time: 1015

Water Quality Meter / Serial No: *Hanna U-22M*

Well Number: MW- <i>X10A</i>		Well Depth (ft BTIC): <i>12.74</i>		CO (ppm): 0		VOC (ppm): <i>0.0</i>						
Date: <i>5/20/10</i>		Screen Length (ft): <i>10</i>		H2S (ppm): 0		Initial Water Level (ft BTIC): <i>4.48</i>						
Sampling Device: Peristaltic Pump		Pump Intake (ft BTIC): <i>1.74</i>		LEL (%): 0		Pre-Pumping Water Level (ft BTIC): <i>4.48</i>						
Sampling Personnel: <i>Ran + CK</i>		Well Diameter (in): 2.0		O2 (%): <i>20.9</i>		Tubing Type: Polyethylene Tubing						
Time	pH <i>0.1 unit</i>	DO mg/L <i>10%</i>	Specific Cond. mg/LS/cm <i>3%</i>	Turbidity (NTU) <i>10%</i>	ORP (mV) <i>±10 mV</i>	Temp. (degree C)	Depth to Water (feet) <i>0.3 feet</i>	Volume (gallons)	Color	Odor	Purge Rate (L/min)	Comments
<i>1037</i>	<i>6.85</i>	<i>4.21</i>	<i>0.704</i>	<i>7.1</i>	<i>106</i>	<i>14.68</i>	<i>4.51</i>	<i>initial</i>	<i>clear</i>	<i>none</i>	<i>-</i>	Flow through cell filled.
<i>1043</i>	<i>6.90</i>	<i>0.00</i>	<i>0.758</i>	<i>10.1</i>	<i>95</i>	<i>14.62</i>	<i>4.50</i>	<i>-</i>	<i>"</i>	<i>"</i>	<i>-</i>	<i>*pump turned off due to battery being dead</i>
<i>1047</i>	<i>6.79</i>	<i>0.00</i>	<i>0.755</i>	<i>8.7</i>	<i>93</i>	<i>14.76</i>	<i>4.51</i>	<i>-</i>	<i>"</i>	<i>"</i>	<i>.180</i>	<i>to battery being dead</i>
<i>1051</i>	<i>6.79</i>	<i>0.00</i>	<i>0.753</i>	<i>14.4</i>	<i>92</i>	<i>14.67</i>	<i>4.52</i>	<i>-</i>	<i>"</i>	<i>"</i>	<i>.180</i>	
<i>1055</i>	<i>6.79</i>	<i>0.00</i>	<i>0.743</i>	<i>11.5</i>	<i>90</i>	<i>14.63</i>	<i>4.51</i>	<i>-</i>	<i>"</i>	<i>"</i>	<i>.180</i>	
<i>1059</i>	<i>6.86</i>	<i>0.00</i>	<i>0.718</i>	<i>7.5</i>	<i>78</i>	<i>14.69</i>	<i>4.53</i>	<i>-</i>	<i>"</i>	<i>"</i>	<i>.180</i>	
<i>1103</i>	<i>6.96</i>	<i>0.00</i>	<i>0.702</i>	<i>1.5</i>	<i>64</i>	<i>14.76</i>	<i>4.52</i>	<i>-</i>	<i>"</i>	<i>"</i>	<i>.180</i>	
<i>1107</i>	<i>7.05</i>	<i>0.00</i>	<i>0.701</i>	<i>0.1</i>	<i>44</i>	<i>14.66</i>	<i>4.504</i>	<i>-</i>	<i>"</i>	<i>"</i>	<i>.200</i>	<i>↑ pumping rate</i>
<i>1111</i>	<i>7.12</i>	<i>0.00</i>	<i>0.691</i>	<i>1.7</i>	<i>28</i>	<i>14.74</i>	<i>4.54</i>	<i>-</i>	<i>"</i>	<i>"</i>	<i>.2</i>	
<i>1115</i>	<i>7.15</i>	<i>0.00</i>	<i>0.689</i>	<i>1.5</i>	<i>23</i>	<i>14.81</i>	<i>4.54</i>	<i>-</i>	<i>"</i>	<i>"</i>	<i>.2</i>	
<i>1119</i>	<i>7.16</i>	<i>0.00</i>	<i>0.688</i>	<i>0.4</i>	<i>20</i>	<i>14.77</i>	<i>4.54</i>	<i>-</i>	<i>"</i>	<i>"</i>	<i>.2</i>	
<i>1130</i>												<i>Sample</i>

Notes: BTIC - Below Top of Inner Casing
1 Well Volume: *1.35* gallons
3 Well Volumes: *4.05* gallons
Total Volume Removed: *~2.5* gallons

2" - 0.163 gal/foot
4" - 0.653 gal/foot

Monitoring Well Sampling Field Data
Former Chevron Asphalt Plant
1520 Powell Street
Emeryville, California

ARCADIS
Start Time: 1145

Water Quality Meter / Serial No: *HORIBA U-22M*

Well Number: MW-X11A		Well Depth (ft BTIC): 12.80		CO (ppm): 0		VOC (ppm): 0.0						
Date: 5/20/10		Screen Length (ft): 10		H2S (ppm): 0		Initial Water Level (ft BTIC): 5.44						
Sampling Device: Peristaltic Pump		Pump Intake (ft BTIC): 11.90		LEL (%): <input checked="" type="checkbox"/>		Pre-Pumping Water Level (ft BTIC): 5.44						
Sampling Personnel: <i>LRM</i>		Well Diameter (in): 2.0		O2 (%): 18.9		Tubing Type: Polyethylene Tubing						
Time	pH 0.1 unit	DO mg/L 10%	Specific Cond. (µS/cm) 1% 3%	Turbidity (NTU) 10%	ORP (mV) ±10 mV	Temp. (degree C)	Depth to Water (feet) 0.3 feet	Volume (gallons)	Color	Odor	Purge Rate (L/min)	Comments
1216	7.06	2.78	1.09	0.0	72	16.20	5.55	initial	clear	none	-	Flow through cell filled.
1220	6.94	0.82	1.03	0.0	77	15.72	5.75	-	"	"	.160	
1224	6.92	0.53	1.03	0.0	84	15.29	5.86	-	"	"	.160	
1228	6.89	0.45	1.09	0.0	90	15.04	5.94	-	"	"	.160	
1232	6.87	0.46	1.10	0.0	96	15.04	6.06	-	"	"	.160	
1238	6.87	0.50	1.10	0.0	100	15.00	6.10	-	"	"	.140	↓ pumping rate
1243	6.86	1.25	1.09	2.2	109	15.72	6.13	-	"	"	.140	removed tubing +
1247	6.87	1.25	1.09	6.7	109	15.53	6.13	-	"	"	.140	flow thru cell
1251	6.87	1.34	1.03	12.3	112	15.56						* bubbles in flow thru cell;
1255	6.40	1.71	1.09	25.4	115	16.00	6.15	-	"	"	-	tried to repair; not
1304	6.88	1.08	1.09	2.5	115	15.37	6.15	-	"	"	-	
1309	6.86	0.90	1.09	2.6	116	15.30	6.19	-	"	"	-	
1314	6.84	0.67	1.03	6.7	117	15.32	6.22	-	"	"	-	
1319	6.83	0.59	1.03	19.1	118	15.22	6.28	-	"	"	-	
1327	6.84	0.53	1.00	37.0	116	15.27	6.33	-	"	"	-	

Notes: BTIC - Below Top of Inner Casing
1 Well Volume: 1.20 gallons
3 Well Volumes: 3.60 gallons
Total Volume Removed: ~2.5 gallons

2" - 0.163 gal/foot
4" - 0.653 gal/foot

Monitoring Well Sampling Field Data
 Former Chevron Asphalt Plant
 1520 Powell Street
 Emeryville, California



Water Quality Meter / Serial No: *See pg. 1*

Well Number: MW- <i>X11A</i>			Well Depth (ft BTIC):					CO (ppm):		VOC (ppm):		
Date: <i>5-20-10</i>			Screen Length (ft):					H2S (ppm):		Initial Water Level (ft BTIC):		
Sampling Device: Peristaltic Pump			Pump Intake (ft BTIC):					LEL (%):		Pre-Pumping Water Level (ft BTIC):		
Sampling Personnel: <i>lm + lk</i>			Well Diameter (in): 2.0					O2 (%):		Tubing Type: Polyethylene Tubing		
Time	pH	DO	Specific Cond. (µS/cm)	Turbidity (NTU)	ORP (mV)	Temp. (degree C)	Depth to Water (feet)	Volume (gallons)	Color	Odor	Purge Rate (L/min)	Comments
<i>1330</i>	<i>6.86</i>	<i>10%</i>	<i>3%</i>	<i>10%</i>	<i>±10 mV</i>	<i>15.17</i>	<i>0.3 feet</i>	-	"	"	<i>0.40</i>	Flow through cell filled.
<i>1340</i>												<i>sampled MWX11A</i>
<i>sampled well even though turbidity was high / seems to have equipment problems; turbidity sensor drifting.</i>												

Notes: BTIC - Below Top of Inner Casing
 1 Well Volume: gallons
 3 Well Volumes: gallons
 Total Volume Removed: gallons

2" - 0.163 gal/foot
 4" - 0.653 gal/foot

Monitoring Well Sampling Field Data
Former Chevron Asphalt Plant
1520 Powell Street
Emeryville, California



Start Time: 1455

Water Quality Meter / Serial No: Horiba U-22M

Well Number: MW-17		Well Depth (ft BTIC): 11.79		CO (ppm): 0		VOC (ppm): 0.0						
Date: 5/19/10		Screen Length (ft): 0		H2S (ppm): 0		Initial Water Level (ft BTIC): 5.31						
Sampling Device: Peristaltic Pump		Pump Intake (ft BTIC): 10.79		LEL (%): 0		Pre-Pumping Water Level (ft BTIC): 5.31						
Sampling Personnel: LK/DM		Well Diameter (in): 2.0		O2 (%): 20.9		Tubing Type: Polyethylene Tubing						
Time	pH 0.1 unit	DO mg/L 10%	Specific Cond. µS/cm 3%	Turbidity (NTU) 10%	ORP (mV) ±10 mV	Temp. (degree C)	Depth to Water (feet) 0.3 feet	Volume (gallons)	Color	Odor	Purge Rate (L/min)	Comments
1500	6.51	1.30	0.460	5.7	163	17.08	5.33	initial	clear	None	-	Flow through cell filled.
1504	6.34	0.10	0.442	3.9	123	16.92	5.34	-	"	"	-	
1508	6.29	0.23	0.425	5.6	129	16.86	5.34	-	"	"	-	
1512	6.26	0.23	0.423	5.3	147	16.89	5.34	-	"	"	.260	
1516	6.25	0.23	0.419	6.4	150	16.88	5.34	-	"	"	.260	
1520	6.24	0.18	0.415	5.6	155	16.85	5.34	-	"	"	.260	
1524	6.23	0.18	0.409	4.6	159	16.84	5.34	-	"	"	.260	
1528	6.23	0.12	0.408	4.7	162	16.87	5.34	-	"	"	"	
1536	6.22	0.10	0.406	3.8	167	16.90	5.34	-	"	"	"	
1540	6.22	0.08	0.405	3.7	170	16.89	5.34	-	"	"	"	
1500												Sample MW-17 sampled MW-17-D = (Duplicate)
1620												

Notes: BTIC - Below Top of Inner Casing
1 Well Volume: 1.06 gallons
3 Well Volumes: 3.18 gallons
Total Volume Removed: 4 gallons

2" - 0.163 gal/foot
4" - 0.653 gal/foot

Monitoring Well Sampling Field Data
Former Chevron Asphalt Plant
1520 Powell Street
Emeryville, California



Start Time: 1225

Water Quality Meter / Serial No: Horiba U-22M

Well Number: MW-18			Well Depth (ft BTIC): 10.71			CO (ppm): 0		VOC (ppm): 0				
Date: 5-18-10			Screen Length (ft): 7			H2S (ppm): 0		Initial Water Level (ft BTIC): 4.91				
Sampling Device: <input checked="" type="checkbox"/> Peristaltic Pump			Pump Intake (ft BTIC): 9.7			LEL (%): 0		Pre-Pumping Water Level (ft BTIC): 4.91				
Sampling Personnel: REM + LK			Well Diameter (in): <input checked="" type="checkbox"/> 2.0			O2 (%): 21.0		Tubing Type: <input checked="" type="checkbox"/> Polyethylene Tubing				
Time	pH 0.1 unit	DO mg/L 10%	Specific Cond. µS/cm 3%	Turbidity (NTU) 10%	ORP (mV) ±10 mV	Temp. (degree C)	Depth to Water (feet) 0.3 feet	Volume (gallons)	Color	Odor	Purge Rate (L/min)	Comments
1232	6.97	4.00	0.490	3.7	201	16.54	4.93	initial	clear	none	220	Flow through cell filled.
1236	6.09	1.51	0.471	13.3	191	16.55	4.93		"	"	220	
1240	6.15	1.03	0.459	12.7	183	16.58	4.94		"	"	220	
1244	6.14	0.80	0.447	0.6	180	16.61	4.94		"	"	315	
1248	6.17	0.69	0.441	1.2	178	16.62	4.94		"	"	315	
1252	6.16	0.68	0.438	1.4	179	16.65	4.94		"	"	315	
1256	6.22	0.63	0.434	0.9	179	16.67	4.95		"	"	315	
1320												sampled MW-18

Notes: BTIC - Below Top of Inner Casing
 1 Well Volume: 0.95 gallons
 3 Well Volumes: 2.85 gallons
 Total Volume Removed: ~4 gallons

2" - 0.163 gal/foot
 4" - 0.653 gal/foot

Monitoring Well Sampling Field Data
Former Chevron Asphalt Plant
1520 Powell Street
Emeryville, California


Start Time: 0940

Water Quality Meter / Serial No: Hanna U-22M

Well Number: MW-101A			Well Depth (ft BTIC): 14.03			CO (ppm): 0		VOC (ppm): 0.0				
Date: 5/19/10			Screen Length (ft): 12			H2S (ppm): 0		Initial Water Level (ft BTIC): 4.02				
Sampling Device: Peristaltic Pump			Pump Intake (ft BTIC): 13.83			LEL (%): 0		Pre-Pumping Water Level (ft BTIC): 4.02				
Sampling Personnel: LKIRM			Well Diameter (in): 2.0			O2 (%): 20.9		Tubing Type: Polyethylene Tubing				
Time	pH 0.1 unit	DO mg/L 10%	Specific Cond. m#S/cm 3%	Turbidity (NTU) 10%	ORP (mV) ±10 mV	Temp. (degree C)	Depth to Water (feet) 0.3 feet	Volume (gallons)	Color	Odor	Purge Rate (L/min)	Comments
0958	7.10	1.93	0.302	17.0	159	15.44	4.14	initial	clear	none	-	Flow through cell filled.
1002	7.10	0.00	0.302	10.4	154	15.54	4.18	-	"	"	-	
1006	7.10	0.00	0.302	11.7	152	15.53	4.19	-	"	"	-	
1010	7.11	0.00	0.301	9.0	149	15.64	4.20	-	"	"	-	
1014	7.11	0.00	0.357	8.0	147	15.63	4.20	-	"	"	.275	
1018	7.09	0.00	0.355	9.0	145	15.61	4.20	-	"	"	.275	
1045												sampred MW 19A

Notes: BTIC - Below Top of Inner Casing
 1 Well Volume: 1.70 gallons
 3 Well Volumes: 5.28 gallons
 Total Volume Removed: 2.5 gallons

2" - 0.163 gal/foot
 4" - 0.653 gal/foot

Monitoring Well Sampling Field Data
Former Chevron Asphalt Plant
1520 Powell Street
Emeryville, California

ARCADIS
Start Time: 1115

Water Quality Meter / Serial No: 451 650 MDS

Well Number: MW- X2			Well Depth (ft BTIC): 12.85			CO (ppm): 0.0		VOC (ppm): 0.8				
Date: 10/27/10			Screen Length (ft): 10			H2S (ppm): 0.0		Initial Water Level (ft BTIC): 4.11				
Sampling Device: Peristaltic Pump			Pump Intake (ft BTIC): ~12.85			LEL (%): 0.0		Pre-Pumping Water Level (ft BTIC): 4.13				
Sampling Personnel: NA & KL			Well Diameter (in): 2.0			O2 (%): 20.9		Tubing Type: Polyethylene Tubing				
Time	pH 0.1 unit	DO mg/L 10%	Specific Cond. (µS/cm) 3%	Turbidity (NTU) 10%	ORP (mV) ±10 mV	Temp. (degree C)	Depth to Water (feet) 0.3 feet	Volume (gallons) Liters	Color	Odor	Purge Rate (L/min)	Comments
1138	4.80	6.26	368	14.0	81.6	16.54	4.28	initial	clear	none	0.350	Flow through cell filled.
1142	5.00	8.29	367	6.7	94.6	18.83	4.36	~2	"	"	0.250	
1146	4.82	7.46	375	6.3	116.7	18.98	4.38	~3	"	"	"	
1150	4.65	6.12	368	3.5	113.2	19.12	4.41	~4	"	"	"	
1154	4.60	6.37	368	3.4	138.3	19.04	4.41	~5	"	"	"	
1158	4.61	6.35	371	2.6	128.7	19.18	4.41	~6	"	"	"	
1202	4.64	6.63	377	3.1	123.3	19.35	4.41	~7	"	"	"	
1215												Sampled MW-X2

Notes: BTIC - Below Top of Inner Casing
1 Well Volume: 1.4 gallons
3 Well Volumes: 4.2 gallons
Total Volume Removed: ~1.75 gallons

2" - 0.163 gal/foot
4" - 0.653 gal/foot

Monitoring Well Sampling Field Data
Former Chevron Asphalt Plant
1520 Powell Street
Emeryville, California

ARCADIS
Start Time: 0815

Water Quality Meter / Serial No: VSI 650 MDS

Well Number: MW- X3			Well Depth (ft BTIC): 12.81				CO (ppm): 0.0		VOC (ppm): 0.4						
Date: 10/27/2010			Screen Length (ft): 10.00				H2S (ppm): 0.0		Initial Water Level (ft BTIC): 5.45						
Sampling Device: Peristaltic Pump			Pump Intake (ft BTIC): ~11.81				LEL (%): 0.0		Pre-Pumping Water Level (ft BTIC): 12.81 5.45						
Sampling Personnel: LF/NA			Well Diameter (in): 2.0				O2 (%): 18.4		Tubing Type: Polyethylene Tubing						
Time	pH 0.1 unit	DO mg/L 10%	Specific Cond. (µS/cm) 3%	Turbidity (NTU) 10%	ORP (mV) ±10 mV	Temp. (degree C)	Depth to Water (feet) 0.3 feet	Volume (gallons) Liters	Color	Odor	Purge Rate (L/min)	Comments			
0827	4.11	5.51	1433	4.8	262.2	15.48	5.56	initial	clear	none	.200	Flow through cell filled.			
0831	4.88	9.57	1175	4.5	249.7	15.87	5.66	1.25	↓	↓	↓				
0835	5.00	5.90	1065	1.9	224.8	16.07	5.69	1.75							
0839	5.31	9.11	1016	2.9	196.5	16.34	5.75	2.00							
0843	5.61	10.9.27	862	1.4	175.7	16.43	5.78	3.00							
0847	5.12	7.71	717	1.9	160.7	16.45	5.80	3.75							
0851	5.61	9.10	705	0.9	157.7	16.47	5.83	4.25							
0855	6.05	7.04	702	1.6	135.8	16.56	5.87	5.00							
0859	6.18	7.12	704	1.7	121.2	16.51	5.88	6.25							
0903	5.42	7.20	707	1.1	111.0	16.52	5.95	7.00							
0907	5.31	6.60	704	1.3	106.1	16.30	5.97	7.25							
0911	5.21	5.21	712	0.9	103.3	16.75	6.02	8.75							
0915	5.35	5.25	725	1.2	93.2	16.51	6.07	9.50							
0919	5.43	5.89	720	1.9	89.3	16.13	6.07	10.75							
0925															Sampled MW-X3

Notes: BTIC - Below Top of Inner Casing
1 Well Volume: 1.2 gallons
3 Well Volumes: 3.0 gallons
Total Volume Removed: 2.3 gallons

2" - 0.163 gal/foot
4" - 0.653 gal/foot

Monitoring Well Sampling Field Data
Former Chevron Asphalt Plant
1520 Powell Street
Emeryville, California

ARCADIS
Start Time: 1255

Water Quality Meter / Serial No: YSI 650 MDS

Well Number: MW- <u>X6</u>			Well Depth (ft BTIC): <u>13.13</u>			CO (ppm): <u>0.0</u>		VOC (ppm): <u>0.0</u>				
Date: <u>10/26/10</u>			Screen Length (ft): <u>10.0</u>			H2S (ppm): <u>0.0</u>		Initial Water Level (ft BTIC): <u>5.78</u>				
Sampling Device: Peristaltic Pump			Pump Intake (ft BTIC): <u>~12.13</u>			LEL (%): <u>0.0</u>		Pre-Pumping Water Level (ft BTIC): <u>5.78</u>				
Sampling Personnel: <u>LK/NA</u>			Well Diameter (in): 2.0			O2 (%): <u>20.9</u>		Tubing Type: Polyethylene Tubing				
Time	pH <i>0.1 unit</i>	DO <i>Mg/L</i> <i>10%</i>	Specific Cond. (μ S/cm) <i>3%</i>	Turbidity (NTU) <i>10%</i>	ORP (mV) ± 10 mV	Temp. (degree C)	Depth to Water (feet) <i>0.3 feet</i>	Volume (gallons) <i>Liter</i>	Color	Odor	Purge Rate (L/min)	Comments
1318	6.65	3.38	619	3.6	47.9	21.92	6.09		clear	none		Flow through cell filled.
1322	6.65	3.38	619	3.6	47.9	21.92	6.22	1.75	"	"	.250	
1326	6.82	3.76	561	9.2	36.6	18.35	6.26		"	"	.250	
1330	6.94	4.75	555	8.1	37.3	18.37	6.28		"	"	"	
1334	6.83	4.22	552	9.1	51.7	18.31	—		"	"	"	
1338	6.81	5.45	550	11.6	44.1	18.29	6.33		"	"	.200	
1342	6.93	4.33	552	7.7	41.6	18.36	6.33	6	"	"	"	
1346	6.90	4.34	547	5.8	48.0	18.13	6.33	6.25	"	"	"	
1400												sampled MW-X6

Notes: BTIC - Below Top of Inner Casing

1 Well Volume: 1.2 gallons
3 Well Volumes: 3.6 gallons
Total Volume Removed: 6.6 gallons
1.75

2" - 0.163 gal/foot
4" - 0.653 gal/foot

Monitoring Well Sampling Field Data
Former Chevron Asphalt Plant
1520 Powell Street
Emeryville, California



Water Quality Meter / Serial No: YSI 650MDS

Well Number: MW- X8			Well Depth (ft BTIC): 12.35				CO (ppm): 0		VOC (ppm): 0.0			
Date: 10/20/10			Screen Length (ft): 10				H2S (ppm): 0		Initial Water Level (ft BTIC): 4.86			
Sampling Device: Peristaltic Pump			Pump Intake (ft BTIC): ~11.35				LEL (%): 0		Pre-Pumping Water Level (ft BTIC): 4.87			
Sampling Personnel: DEINA			Well Diameter (in): 2.0				O2 (%): 20.9		Tubing Type: Polyethylene Tubing			
Time	pH 0.1 unit	DO mg/L 10%	Specific Cond. (µS/cm) 3%	Turbidity (NTU) 10%	ORP (mV) ±10 mV	Temp. (degree C)	Depth to Water (feet) 0.3 feet	Volume (gallons) Liter	Color	Odor	Purge Rate (L/min)	Comments
1448	7.08	1.96	925	238.1	58.4	18.02	5.05	initial	clear	none	.250	Flow through cell filled.
1452	6.92	4.60	708	162.2	46.0	17.85	5.18	2			.250	
1456	6.85	3.273	336	51.2	47.8	18.12	5.22	3.25			.250	
1500	6.90	3.50	321	420.2	44.6	18.00	5.25	4.25			.200	
1504	6.95	4.49	319	9.7	47.7	18.07	5.26	-				
1508	6.94	4.58	316	5.1	65.0	18.14	5.27	6				
1512	6.76	5.42	314	2.6	65.1	18.13	5.28	7				
1516	6.82	3.39	321	2.5	71.7	18.22	5.28	7.75				
1520	6.90	4.47	317	2.3	48.6	18.09	5.29	9.25				
1524	6.92	4.47	315	1.6	48.7	18.16	5.29	10				
1533												Sampled MW-X8

Notes: BTIC - Below Top of Inner Casing
1 Well Volume: ~1.2
3 Well Volumes: ~3.6
Total Volume Removed: ~2.5

gallons
gallons
gallons

2" - 0.163 gal/foot
4" - 0.653 gal/foot

Monitoring Well Sampling Field Data
Former Chevron Asphalt Plant
1520 Powell Street
Emeryville, California



Start Time: 0937

Water Quality Meter / Serial No: YSI 650 MDS

Well Number: MW-49			Well Depth (ft BTIC): 12.63			CO (ppm): 0		VOC (ppm): 0.0				
Date: 10/26/2010			Screen Length (ft): 10.00			H2S (ppm): 0		Initial Water Level (ft BTIC): 5.81				
Sampling Device: Peristaltic Pump			Pump Intake (ft BTIC): ~12.63			LEL (%): 0		Pre-Pumping Water Level (ft BTIC): 5.81				
Sampling Personnel: LK/NA			Well Diameter (in): 2.0			O2 (%): 20.9		Tubing Type: Polyethylene Tubing				
Time	pH 0.1 unit	DO mg/L 10%	Specific Cond. (µS/cm) 3%	Turbidity (NTU) 10%	ORP (mV) ±10 mV	Temp. (degree C)	Depth to Water (feet) 0.3 feet	Volume (gallons) Liters	Color	Odor	Purge Rate (L/min)	Comments
1001	6.40	3.08	628	17.8	80.3	17.35	5.81	INITIAL	clear	none	400 mL/min	Flow through cell filled.
1005	6.74	3.39	548	10.7	45.1	18.20	5.81	2.75			.2	
1009	6.59	4.50	550	12.2	110.4	18.57	5.81	3			.4	
1014	6.61	4.24	561	11.6	110.1	18.73	5.81	4			.250	
1018	6.62	5.51	560	7.4	94.4	18.76	5.81	4.75				
1023	6.57	3.64	558	5.4	77.6	18.96	5.82	5.50				
1027	6.40	4.69	555	4.4	96.4	18.97	5.82	6.25				
1031	6.40	3.38	308	2.5	87.9	19.03	5.82	7.25				
1035	—	3.20	5	—	8	19.05	5.82	8				
1041	6.34	4.69	550	3.6	101	18.84	5.82	9.25				
—	—	—	—	—	95.4	—	—	—				
1043	6.38	4.65	566	2.0	95.0	19.20	5.82	~10.5	↓	↓	↓	
1050												sampled MW-49
1110												sampled MW-49-D

Notes: BTIC - Below Top of Inner Casing
1 Well Volume: ~1.1 gallons
3 Well Volumes: ~3.3 gallons
Total Volume Removed: ~2.5 gallons

* field duplicate

2" - 0.163 gal/foot
4" - 0.653 gal/foot

Monitoring Well Sampling Field Data
Former Chevron Asphalt Plant
1520 Powell Street
Emeryville, California



Water Quality Meter / Serial No: YSI 10SD MDS

Well Number: MW- X10A			Well Depth (ft BTIC): 12.85				CO (ppm): 0		VOC (ppm): 0.0			
Date: 10/28/10			Screen Length (ft): 10				H2S (ppm): 0		Initial Water Level (ft BTIC): 4.22			
Sampling Device: Peristaltic Pump			Pump Intake (ft BTIC): ~12.85				LEL (%): 0		Pre-Pumping Water Level (ft BTIC): 4.24			
Sampling Personnel: LINA			Well Diameter (in): 2.0				O2 (%): 20.9		Tubing Type: Polyethylene Tubing			
Time	pH 0.1 unit	DO mg/L 10%	Specific Cond. (µS/cm) 3%	Turbidity (NTU) 10%	ORP (mV) ±10 mV	Temp. (degree C)	Depth to Water (feet) 0.3 feet	Volume (gallons) (Liters)	Color	Odor	Purge Rate (L/min)	Comments
1104	6.46	10.93	919	38.5	25.5	16.19	4.26	initial	clear	none	0.35	Flow through cell filled.
1109	6.95	10.42	872	22.4	37.6	16.35	4.28	~1.5	"	"	"	
1113	6.91	8.96	812	20.8	42.0	16.41	4.31	~3	"	"	"	
1118	7.13	11.74	795	6.3	27.2	16.40	4.31	~4.5	"	"	0.4	
1122	7.26	9.53	786	2.6	20.6	16.42	4.32	~6.5	"	"	"	
1126	7.19	9.82	786	2.1	17.8	16.47	4.32	~8	"	"	"	
1130	7.25	9.80	783	1.3	13.7	16.43	4.32	~10	"	"	"	
1134	7.15	8.49	783	2.1	15.0	16.42	4.32	~12	"	"	"	
1138	7.24	8.69	779	2.1	12.0	16.37	4.32	~14	"	"	"	
1142	7.25	8.63	781	1.4	12.3	16.33	4.33	~16	"	"	"	
1150												sampled MW-X10A

Notes: BTIC - Below Top of Inner Casing
 1 Well Volume: 1.4 gallons
 3 Well Volumes: 4.2 gallons
 Total Volume Removed: 4.25 gallons

2" - 0.163 gal/foot
 4" - 0.653 gal/foot

Monitoring Well Sampling Field Data
Former Chevron Asphalt Plant
 1520 Powell Street
 Emeryville, California



Water Quality Meter / Serial No: VSI 650 MDS

Well Number: MW- X11A			Well Depth (ft BTIC): 12.66			CO (ppm): 0		VOC (ppm): 0.0				
Date: 10/28/10			Screen Length (ft): 10			H2S (ppm): 0		Initial Water Level (ft BTIC): 5.19				
Sampling Device: Peristaltic Pump			Pump Intake (ft BTIC): ~11.66			LEL (%): 0		Pre-Pumping Water Level (ft BTIC): 5.19				
Sampling Personnel: L.K., J.W., NA			Well Diameter (in): 2.0			O2 (%): 20.9		Tubing Type: Polyethylene Tubing				
Time	pH	DO	Specific Cond. (µS/cm)	Turbidity (NTU)	ORP (mV)	Temp. (degree C)	Depth to Water (feet)	Volume (gallons)	Color	Odor	Purge Rate (L/min)	Comments
	0.1 unit	10%	3%	10%	±10 mV		0.3 feet	Liters				
8:41	5.31	9.95	1461	1.5	223.8	15.89	-					Flow through cell filled.
8:45	5.48	15.23	996	2.9	207.6	15.23	5.68	-	Clear	none	0.4	
8:48	5.70	15.07	955	2.7	175.0	16.27	5.82	-	Clear	none	0.3	
8:51	5.74	15.27	954	2.1	178.8	16.17	5.91	3L	Clear	none	0.25	
8:54	5.98	15.18	955	2.6	146.3	16.39	5.98	4L	Clear	none	0.2	
8:57	6.04	18.48	954	1.5	133.0	16.32	6.01	5L	Clear	none	0.2	
9:00	6.25	19.08	951	1.4	116.9	16.37	6.05	5L	Clear	none	0.2	
9:04	6.24	15.22	947	1.7	106.3	16.28	6.10	6L	Clear	none	0.2	
9:08	6.33	17.20	944	0.8	98.8	16.29	6.12	6.5L	Clear	none	0.2	
9:13	6.25	17.36	942	1.2	79.6	16.32	6.18	7L	Clear	none	0.2	
9:16	6.45	16.03	943	2.1	72.9	16.35	6.22	8L	Clear	none	0.2	
9:19	6.50	15.83	944	1.2	68.8	16.31	6.26	9L	Clear	none	0.2	
9:22	6.47	15.01	940	1.5	61.3	16.26	6.28	9L	Clear	none	0.25	
9:25	6.51	14.41	939	1.4	62.5	16.30	6.31	10L	Clear	none	0.2	
9:29	6.49	15.80	939	1.5	59.1	16.22	6.36	11L	Clear	none	0.2	

Notes: BTIC - Below Top of Inner Casing
 1 Well Volume: gallons
 3 Well Volumes: gallons
 Total Volume Removed: gallons

2" - 0.163 gal/foot
 4" - 0.653 gal/foot

Monitoring Well Sampling Field Data
Former Chevron Asphalt Plant
1520 Powell Street
Emeryville, California



Water Quality Meter / Serial No:

Well Number: MW-X11A			Well Depth (ft BTIC): 12.66				CO (ppm): 0		VOC (ppm): 0.0			
Date: 10/28/10			Screen Length (ft): 10				H2S (ppm): 0		Initial Water Level (ft BTIC): 5.19			
Sampling Device: Peristaltic Pump			Pump Intake (ft BTIC):				LEL (%): 0		Pre-Pumping Water Level (ft BTIC): 5.19			
Sampling Personnel: L.K., JW, NA			Well Diameter (in): 2.0				O2 (%): 20.9		Tubing Type: Polyethylene Tubing			
Time	pH 0.1 unit	DO 10%	Specific Cond. (µS/cm) 3%	Turbidity (NTU) 10%	ORP (mV) ±10 mV	Temp. (degree C)	Depth to Water (feet) 0.3 feet	Volume (gallons) Liters	Color	Odor	Purge Rate (L/min)	Comments
9:32	6.68	15.84	939	0.9	62.0	16.21	6.38	11.5 L	clear	none	0.2	Flow through cell filled.
9:35	6.48	14.68	938	0.7	58.0	16.13	6.41	12 L	clear	none	0.2	
9:38	6.49	15.10	942	1.1	56.0	16.20	6.43	12.5 L	clear	none	0.2	
9:41	6.53	15.26	944	0.8	52.6	16.14	6.45	13 L	clear	none	0.2	
9:45	6.54	15.57	948	0.9	51.6	16.19	6.47	14 L	clear	none	0.2	
9:50												Sampled MWX-11

Notes: BTIC - Below Top of Inner Casing
 1 Well Volume: gallons
 3 Well Volumes: gallons
 Total Volume Removed: 3.75 gallons
 2" - 0.163 gal/foot
 4" - 0.653 gal/foot

Time: 1300

Well: MW-17

Date: 10/28/200

sampling device: peristaltic pump

sampling personnel: LK/NA

Well Depth (ft BTIC): 11.59

screen length (ft): 7

Pump Intake (ft BTIC): ~10.59

Well diameter (in): 2

CO: 0 ppm

H₂S: 0 ppm

LEL: 0 %

O₂: 20.9 %

VOC: 4.2 ppm

Initial water level: 5.53 (ft BTIC)

Re-pumping water level (ft BTIC): 5.54

Tubing Type: Polyethylene Tubing

Time	pH	DO (mg/L)	Specific Cond (µs/cm)	Turbidity (NTU)	ORP (mv)	Temp (°C)	DTW (ft)	Volume (Liters)	Color	odor	Purge Rate (L/min)
1330	6.33	5.41	594	14.5	16.8	18.02	5.59	Initial	clear	none	0.500
1334	6.35	6.29	586	21.0	25.9	18.11	5.59	~2.5	"	"	0.450
1338	6.31	7.25	514	4.7	25.2	18.18	5.59	~4	"	"	0.450
1342	6.33	6.58	499	2.3	26.0	18.17	5.59	~5.5	"	"	"
1346	6.35	7.79	492	1.7	24.2	18.22	5.60	~7	"	"	"
1350	6.42	7.84	462	1.6	20.9	18.16	5.60	~8.5	"	"	"
1354	6.42	7.59	480	1.6	21.1	18.19	5.60	~10	"	"	"
1358	6.42	7.73	478	1.7	21.3	18.20	5.60	~11.5	"	"	"
1410											

sampled MW-17.

Notes: BTIC - Below Top of Inner Casing

1 well volume: 1 gal

3 well volume: 3 gal

Total volume removed: ~~3~~ 3.25

Monitoring Well Sampling Field Data
Former Chevron Asphalt Plant
1520 Powell Street
Emeryville, California



Start Time: 1340

Water Quality Meter / Serial No: YSI 690 MDS

Well Number: MW- 18			Well Depth (ft BTIC): 10.51			CO (ppm): 0			VOC (ppm): 0.0			
Date: 10/27/2010			Screen Length (ft): 10.7			H2S (ppm): 0			Initial Water Level (ft BTIC): 8.08			
Sampling Device: Peristaltic Pump			Pump Intake (ft BTIC): 19.51			LEL (%): 0			Pre-Pumping Water Level (ft BTIC): 5.08			
Sampling Personnel: UK/NA			Well Diameter (in): 2.0			O2 (%): 20.9			Tubing Type: Polyethylene Tubing			
Time	pH 0.1 unit	DO 10%	Specific Cond. (µS/cm) 3%	Turbidity (NTU) 10%	ORP (mV) ±10 mV	Temp. (degree C)	Depth to Water (feet) 0.3 feet	Volume (gallons) liters	Color	Odor	Purge Rate (L/min) mL/min	Comments
1400	6.67	7.89	954	42.7	61.5	17.31	5.11	initial	clear	none	.500	Flow through cell filled.
1404	6.43	9.20	547	8.6	73.4	17.72	5.11	—	↓	↓	.400	
1408	6.65	9.67	538	3.3	78.5	17.53	5.11	3	↓	↓		
1412	6.59	9.77	536	1.6	81.7	17.63	5.11	5	↓	↓		
1416	6.66	10.39	532	1.3	84.1	17.45	5.11	6.25	↓	↓		
1420	6.64	11.56	533	1.0	86.2	17.58	5.11	8	↓	↓		
1424	6.56	9.36	535	0.7	108.6	17.54	5.11	9.75	↓	↓		
—	—	—	—	—	—	—	5.11	—	↓	↓		
1428	6.52	8.75	534	0.4	106.3	17.62	5.11	11	↓	↓		
1440												sampled MW-18

Notes: BTIC - Below Top of Inner Casing
 1 Well Volume: 0.9 gallons
 3 Well Volumes: 2.7 gallons
 Total Volume Removed: 3 gallons

2" - 0.163 gal/foot
 4" - 0.653 gal/foot

Monitoring Well Sampling Field Data
 Former Chevron Asphalt Plant
 1520 Powell Street
 Emeryville, California

ARCADIS
 Start Time: 1010

Water Quality Meter / Serial No: VSI 1050 MDS

Well Number: MW-19A		Well Depth (ft BTIC): 14.68		CO (ppm): 0		VOC (ppm): 0.2						
Date: 10/27/2010		Screen Length (ft): 10.12		H2S (ppm): 0		Initial Water Level (ft BTIC): 4.11						
Sampling Device: Peristaltic Pump		Pump Intake (ft BTIC): ~13.68		LEL (%): 0		Pre-Pumping Water Level (ft BTIC): 4.11						
Sampling Personnel: LK/NA		Well Diameter (in): 2.0		O2 (%): 20.9		Tubing Type: Polyethylene Tubing						
Time	pH 0.1 unit	DO mg/L 10%	Specific Cond. (µS/cm) 3%	Turbidity (NTU) 10%	ORP (mV) ±10 mV	Temp. (degree C)	Depth to Water (feet) 0.3 feet	Volume (gallons) Liters	Color	Odor	Purge Rate (L/min) L/min	Comments
1027	5.49	8.38	406	6.7	58.2	17.07	4.17	Initial	clear	none	0.300	Flow through cell filled.
1031	5.37	6.26	442	5.1	70.4	18.06	4.28	~2	"	"	01500	
1035	5.35	7.16	432	3.1	67.8	18.18	4.32	~3	"	"	"	
1039	5.39	7.18	431	2.8	69.2	18.19	4.34	~4.25	"	"	"	
1055												sampled MW-19A

Notes: BTIC - Below Top of Inner Casing
 1 Well Volume: 1.7 gallons
 3 Well Volumes: 5.1 gallons
 Total Volume Removed: ~1 gallons

2" - 0.163 gal/foot
 4" - 0.653 gal/foot

Monitoring Well Sampling Field Data
 Former Chevron Asphalt Plant
 1520 Powell Street
 Emeryville, California



Start Time:

Water Quality Meter / Serial No:

Well Number: MW-X2		Well Depth (ft BTIC): 12-81		CO (ppm): 0		VOC (ppm):						
Date: 6/9/2014		Screen Length (ft):		H2S (ppm): 0		Initial Water Level (ft BTIC): 3-9						
Sampling Device: Peristaltic Pump		Pump Intake (ft BTIC):		LEL (%):		Pre-Pumping Water Level (ft BTIC):						
Sampling Personnel: NIA/SK		Well Diameter (in): 2.0		O2 (%): 20.9		Tubing Type: Polyethylene Tubing						
Time	pH 0.1 unit	DO 10%	Specific Cond. µS/cm 3%	Turbidity (NTU) 10%	ORP (mV) ±10 mV	Temp. (degree C)	Depth to Water (feet) 0.3 feet	Volume (gallons)	Color	Odor	Purge Rate ML (L/min)	Comments
9:41	7.07	2.62	0.297	20.4	77	17.07	4.10	Initial			300	Flow through cell filled.
9:45	6.83	1.85	0.295	6.6	80.0	17.10	4.15	0.6			280	
9:49	6.73	1.68	0.295	10.4	81.6	17.16	4.15	0.75			200	
9:53	6.69	1.41	0.296	6.8	82.1	17.12	4.15	1.15				
9:57	6.68	1.32	0.297	4.3	82.2	17.15	4.15	1.45				
10:01	6.67	1	0.298	1.5	82.1	17.13	4.15	1.65				
10:05	6.67	0.88	0.299	0.8	81.8	17.15	4.15	2				
10:09	6.66	0.75	0.300	0.8	81.4	17.12	4.17	2.65				
10:13	6.67	0.68	0.301	0.7	81.1	17.13	4.17	2.4				
10:20												Sample MW-X2

Notes: BTIC - Below Top of Inner Casing
 1 Well Volume: gallons
 3 Well Volumes: gallons
 Total Volume Removed: gallons

2" - 0.163 gal/foot
 4" - 0.653 gal/foot

Monitoring Well Sampling Field Data
 Former Chevron Asphalt Plant
 1520 Powell Street
 Emeryville, California



Start Time: 1432

Water Quality Meter / Serial No: YSI 650 MDS/1100312

Well Number: MW- X3		Well Depth (ft BTIC): 13.82		CO (ppm): 0		VOC (ppm): 0.0						
Date: 06/07/2011		Screen Length (ft):		H2S (ppm): 0		Initial Water Level (ft BTIC): 5.41						
Sampling Device: Peristaltic Pump		Pump Intake (ft BTIC):		LEL (%): 0		Pre-Pumping Water Level (ft BTIC): 5.64						
Sampling Personnel: NAIBSK		Well Diameter (in): 2.0		O2 (%): 20.9		Tubing Type: Polyethylene Tubing						
Time	pH 0.1 unit	DO mg/L 10%	Specific Cond. (µS/cm) m 3%	Turbidity (NTU) 10%	ORP (mV) ±10 mV	Temp. (degree C)	Depth to Water (feet) 0.3 feet	Volume (gallons)	Color	Odor	Purge Rate (l/min) mL	Comments
1432	6.98	2.79	0.423	-1.9	50.4	15.03	5.78	initial	clear	none	300	Flow through cell filled.
1436	6.69	1.68	0.403	-2.5	55.1	14.91	5.85	1				
1439	6.74	1.28	0.376	-2.8	54.0	14.88	5.89	1 1/4				
1442	6.76	1.31	0.359	-2.9	53.3	14.86	5.89	1 3/8				
1445	6.77	1.26	0.351	-3.0	52.8	14.85	5.92	1 3/4				
1448	6.76	1.17	0.347	-2.9	52.5	14.85	5.99	2				
1451	6.75	1.18	0.343	-3.0	52.2	14.85	5.99	2 1/4				
1454												
1510	6.39	1.03	0.429	-2.2	46.5	15.04	5.92	2 1/4				
1513	6.44	1.17	0.404	-2.3	46.2	15.02	5.92	-3.45				
1516	6.49	1.35	0.378	-2.5	45.9	15.03	5.94	3.5				
1519	6.53	1.36	0.365	-2.7	45.5	15.00	5.98	3.75				
1521	6.57	1.41	0.385	-3.2	45.3	15.01	5.99	4				
1524	6.60	1.34	0.353	-3.1	45.1	15.00	5.99	4.20				

Notes: BTIC - Below Top of Inner Casing

1 Well Volume: gallons
 3 Well Volumes: 4.11 gallons
 Total Volume Removed: gallons

2" - 0.163 gal/foot
 4" - 0.653 gal/foot

3.5

Monitoring Well Sampling Field Data
 Former Chevron Asphalt Plant
 1520 Powell Street
 Emeryville, California



Start Time: 6/8/2011 14:50

Water Quality Meter / Serial No:

Well Number: MWX-6		Well Depth (ft BTIC): 13.2		CO (ppm): 0		VOC (ppm): 0						
Date: 6/8/2011		Screen Length (ft):		H2S (ppm): 0		Initial Water Level (ft BTIC): 5.2						
Sampling Device: Peristaltic Pump		Pump Intake (ft BTIC):		LEL (%):		Pre-Pumping Water Level (ft BTIC):						
Sampling Personnel: NA/JSK		Well Diameter (in): 2.0		O2 (%): 20.9		Tubing Type: Polyethylene Tubing						
Time	pH 0.1 unit	DO 10%	Specific Cond. (µS/cm) 3%	Turbidity (NTU) 10%	ORP (mV) ±10 mV	Temp. (degree C)	Depth to Water (feet) 0.3 feet	Volume (gallons)	Color	Odor	Purge Rate (L/min) ml/min	Comments
14:20	6.66	0.64	0.605	8.0	57.1	16.18	5.7	initial			280	Flow through cell filled.
14:24	6.62	0.68	0.606	2.3	56.8	16.17	5.75	0.25			200	
14:28	6.60	0.82	0.609	1.1	56.4	16.18	5.79	0.6				
14:32	6.58	0.79	0.602	-0.7	55.9	16.19	5.8	0.8				
14:36	6.58	0.68	0.598	-2.2	55.2	16.21	5.82	1.1				
14:40	6.59	0.57	0.594	-2.8	54.3	16.24	5.83	1.25				
14:44	6.60	0.59	0.588	-2.8	53.2	16.24	5.85	1.5				
14:50												Sampled MW-X6

Notes: BTIC - Below Top of Inner Casing
 1 Well Volume: gallons
 3 Well Volumes: gallons
 Total Volume Removed: gallons

2" - 0.163 gal/foot
 4" - 0.653 gal/foot

Monitoring Well Sampling Field Data
Former Chevron Asphalt Plant
1520 Powell Street
Emeryville, California



Start Time: 11:15

Water Quality Meter / Serial No:

Well Number: MW- X8		Well Depth (ft BTIC): 12.39		CO (ppm): 0		VOC (ppm): 0						
Date: 06, 08, 2011		Screen Length (ft):		H2S (ppm): 0		Initial Water Level (ft BTIC): 4.72						
Sampling Device: Peristaltic Pump		Pump Intake (ft BTIC):		LEL (%):		Pre-Pumping Water Level (ft BTIC):						
Sampling Personnel: NA/SK		Well Diameter (in): 2.0		O2 (%): 20.9		Tubing Type: Polyethylene Tubing						
Time	pH <small>0.1 unit</small>	DO <small>10%</small>	Specific Cond. <small>(µS/cm) 3%</small>	Turbidity <small>(NTU) 10%</small>	ORP <small>(mV) ±10 mV</small>	Temp. <small>(degree C)</small>	Depth to Water <small>(feet) 0.3 feet</small>	Volume <small>(gallons)</small>	Color	Odor	Purge Rate <small>mL/min</small>	Comments
11:16	7.51	3.88	0.359	2.6	89.8	15.68	4.98	initial			200	Flow through cell filled.
11:19	7.11	3.27	0.358	0.2	89.9	15.68	5.05	0.4				
11:22	7.02	3.02	0.357	-2.3	88.0	15.68	5.05	0.5			160	
11:25	6.97	2.74	0.358	-2.7	86.9	15.67	5.05	0.6				
11:28	6.93	2.52	0.355	-2.8	85.9	15.68	5.05	0.75				
11:32	6.91	2.25	0.352	-3.4	84.7	15.71	5.04	0.9				
11:36	6.89	1.78	0.351	-3.7	83.5	15.73	5.02	1.1				
11:41	6.88	1.64	0.347	-3.6	82.1	15.74	5.02	1.25				
11:45	6.87	1.55	0.345	-7.2	81.2	15.74	5.01	1.45				
12:00												

Notes: BTIC - Below Top of Inner Casing
1 Well Volume: gallons
3 Well Volumes: gallons
Total Volume Removed: gallons

2" - 0.163 gal/foot
4" - 0.653 gal/foot

Monitoring Well Sampling Field Data
Former Chevron Asphalt Plant
1520 Powell Street
Emeryville, California



Start Time: 1150

Water Quality Meter / Serial No:

Well Number: MW- X10A			Well Depth (ft BTIC): 15.50				CO (ppm): 0		VOC (ppm): 0.9			
Date: 11/10/11			Screen Length (ft):				H2S (ppm): 0		Initial Water Level (ft BTIC): 4.2			
Sampling Device: Peristaltic Pump			Pump Intake (ft BTIC):				LEL (%): 0		Pre-Pumping Water Level (ft BTIC): 4.2			
Sampling Personnel: LW/SK			Well Diameter (in): 2.0				O2 (%): 20.9		Tubing Type: Polyethylene Tubing			
Time	pH 0.1 unit	DO 10%	Specific Cond. (µS/cm) 3%	Turbidity (NTU) 10%	ORP (mV) ±10 mV	Temp. (degree C)	Depth to Water (feet) 0.3 feet	Volume (gallons)	Color	Odor	Purge Rate (l/min)	Comments
12:04	8.88	2.46	0.636	13.7	72.3	15.20	4.27	initial	clear	None	300	Flow through cell filled.
12:07	7.59	1.32	0.623	12.4	69.6	15.16	4.27	0.3	↓	↓	"	
12:10	7.17	0.7	0.621	15.7	64.8	15.28	4.27	0.5	↓	↓	280	
12:13	7.02	0.5	0.645	3.3	58.3	15.44	4.27	0.85	↓	↓	"	
12:16	7.02	0.58	0.661	-0.1	53.8	15.50	4.27	1.15	↓	↓	"	
12:19	7.06	0.55	0.668	-1.3	50.2	15.50	4.28	~1.4	↓	↓	"	
12:22	7.09	0.46	0.673	-2.7	46.5	15.52	4.28	~1.75	↓	↓	"	
12:45	Sampled MW-X10A											

Notes: BTIC - Below Top of Inner Casing
 1 Well Volume: gallons
 3 Well Volumes: gallons
 Total Volume Removed: gallons

2" - 0.163 gal/foot
 4" - 0.653 gal/foot

Monitoring Well Sampling Field Data
 Former Chevron Asphalt Plant
 1520 Powell Street
 Emeryville, California



Start Time: 13:40

Water Quality Meter / Serial No:

Well Number: MW- X11A		Well Depth (ft BTIC): 12.68		CO (ppm): 0		VOC (ppm): 0						
Date: 6/10/2011		Screen Length (ft):		H2S (ppm): 0		Initial Water Level (ft BTIC): 4.7						
Sampling Device: Peristaltic Pump		Pump Intake (ft BTIC):		LEL (%):		Pre-Pumping Water Level (ft BTIC): 4.69						
Sampling Personnel: LW/SK		Well Diameter (in): 2.0		O2 (%): 19.6		Tubing Type: Polyethylene Tubing						
Time	pH 0.1 unit	DO 10%	Specific Cond. (µS/cm) 3%	Turbidity (NTU) 10%	ORP (mV) ±10 mV	Temp. (degree C)	Depth to Water (feet) 0.3 feet	Volume (gallons)	Color	Odor	Purge Rate (L/min)	Comments
13:06	7.62	2.41	0.812	-2.2	14.9	16.44	4.98	initial			250	Flow through cell filled.
13:09	7.14	2.58	0.807	-1.8	23.7	16.28	5.10				260	
13:12	7.01	1.53	0.805	-2.1	20.8	16.34	5.27				240	
13:15	6.96	1.5	0.807	-1.8	18	16.38	5.4				280	
13:18	6.93	1.42	0.806	-1.7	16.8	16.55	4.5					
13:21	6.92	1.41	0.808	-1.3	13.4	16.65	4.9					
13:24	6.91	1.39	0.808	-1.5	8.8	16.76	5.2					
13:27	6.90	1.25	0.809	-1.5	6.4	16.75	5.7					
13:32	6.89	1.14	0.808	-2	4.8	16.75	5.65					
13:35	6.89	1.15	0.808	-2.9	3.4	16.81	5.65					
13:38	6.88	1.03	0.807	-3	0.9	16.89	5.67					
13:40												

Notes: BTIC - Below Top of Inner Casing
 1 Well Volume: gallons
 3 Well Volumes: gallons
 Total Volume Removed: gallons

2" - 0.163 gal/foot
 4" - 0.653 gal/foot

Monitoring Well Sampling Field Data
Former Chevron Asphalt Plant
1520 Powell Street
Emeryville, California



Start Time: 8:30

Water Quality Meter / Serial No:

Well Number: MW- 17		Well Depth (ft BTIC): 11.6		CO (ppm): 0		VOC (ppm): 0						
Date: 6/9/2011		Screen Length (ft):		H2S (ppm): 0		Initial Water Level (ft BTIC): 5.20						
Sampling Device: Peristaltic Pump		Pump Intake (ft BTIC):		LEL (%):		Pre-Pumping Water Level (ft BTIC):						
Sampling Personnel: NA/SK		Well Diameter (in): 2.0		O2 (%): 20.9		Tubing Type: Polyethylene Tubing						
Time	pH 0.1 unit	DO 10%	Specific Cond. (µS/cm) 3%	Turbidity (NTU) 10%	ORP (mV) ±10 mV	Temp. (degree C)	Depth to Water (feet) 0.3 feet	Volume (gallons)	Color	Odor	Purge Rate (L/min)	Comments
7:51	8.00	2.09	0.469	-4.6	125.4	16.74	5.25	initial	clear	none	250	Flow through cell filled.
7:55	6.64	1.74	0.442	-5.3	120.0	16.77	5.20	0.5	↓	↓		
7:59	6.44	1.61	0.427	-5.5	115.5	16.84	5.20	0.75				
8:03	6.37	1.61	0.425	-5.2	113.0	16.87	5.20	0.85				
8:07	6.34	1.44	0.424	-4.0	110.1	16.89	5.20	1.2				
8:11	6.33	1.20	0.424	-4.8	108.7	16.90	5.22	1.35				
8:15	6.33	1.19	0.426	-4.9	106.9	16.91	5.23	1.5				
8:19	6.33	1.16	0.428	-5.1	105.1	16.90	5.25	1.75				
8:30												Sampled MW-17

Notes: BTIC - Below Top of Inner Casing
1 Well Volume: gallons
3 Well Volumes: gallons
Total Volume Removed: gallons

2" - 0.163 gal/foot
4" - 0.653 gal/foot

Monitoring Well Sampling Field Data
 Former Chevron Asphalt Plant
 1520 Powell Street
 Emeryville, California



Start Time: 12:30

Water Quality Meter / Serial No:

Well Number: MW-18	Well Depth (ft BTIC): 10.61	CO (ppm): 0	VOC (ppm): 0
Date: 06/07/2011	Screen Length (ft):	H2S (ppm): 0	Initial Water Level (ft BTIC): 4.61
Sampling Device: Peristaltic Pump	Pump Intake (ft BTIC):	LEL (%): 0	Pre-Pumping Water Level (ft BTIC): 4.68
Sampling Personnel: SK-NA	Well Diameter (in): 2.0	O2 (%): 20.9	Tubing Type: Polyethylene Tubing

Time	pH 0.1 unit	DO mg/L ±0%	Specific Cond. µS/cm 3%	Turbidity (NTU) 10%	ORP (mV) ±10 mV	Temp. (degree C)	Depth to Water (feet) 0.3 feet	Volume (gallons)	Color	Odor	Purge Rate (L/min) mL/min	Comments
12:38	6.17	2.9	0.290	10.8	34.7	17.17	4.71	initial			200 mL/min	Flow through cell filled.
12:41	6.28	1.82	0.288	-0.7	45.8	16.91	4.71	0.5				
12:44	6.23	1.62	0.287	-1.5	41.3	16.89	4.72	0.75				
12:47	6.21	1.44	0.286	-2.2	38.5	16.9	4.72	0.9				
12:50	6.20	1.33	0.286	-2.5	38.0	16.89	4.72	1.075				
12:53	6.19	1.42	0.285	-2.8	37.3	16.91	4.72	1.25				
12:56	6.19	1.29	0.285	-2.7	36.6	16.92	4.72	1.5			300 mL/min	
12:59	6.19	1.35	0.285	-2.9	36.0	16.91	4.72	1.75				
13:02	6.19	1.29	0.285	-3.1	35.7	16.92	4.72	2				
13:05	6.18	1.27	0.284	-3.1	34.9	16.94	4.72	2.25				
13:08	6.19	1.23	0.284	-3.0	33.8	16.94	4.72	2.5				
13:11	6.18	1.2	0.284	-3.0	32.7	16.94	4.72	2.75				

Notes: BTIC - Below Top of Inner Casing

1 Well Volume: gallons
 3 Well Volumes: 2.93 gallons
 Total Volume Removed: 65 gallons

2" - 0.163 gal/foot
 4" - 0.653 gal/foot

1320 Sampled MW-18

1

Monitoring Well Sampling Field Data
Former Chevron Asphalt Plant
1520 Powell Street
Emeryville, California

CADIS

Continue

Start Time:

Water Quality Meter / Serial No:

Well Number: MW- 18		Well Depth (ft BTIC):			CO (ppm):		VOC (ppm):					
Date:		Screen Length (ft):			H2S (ppm):		Initial Water Level (ft BTIC):					
Sampling Device: Peristaltic Pump		Pump Intake (ft BTIC):			LEL (%):		Pre-Pumping Water Level (ft BTIC):					
Sampling Personnel:		Well Diameter (in): 2.0			O2 (%):		Tubing Type: Polyethylene Tubing					
Time	pH	DO	Specific Cond. (µS/cm)	Turbidity (NTU)	ORP (mV)	Temp. (degree C)	Depth to Water (feet)	Volume (gallons)	Color	Odor	Purge Rate (L/min)	Comments
15.14	6.18	1.22	0.283	3.0	32.2	16.93	4.72	3				Flow through cell filled.

Notes: BTIC - Below Top of Inner Casing

1 Well Volume:	gallons	2" - 0.163 gal/foot
3 Well Volumes:	gallons	4" - 0.653 gal/foot
Total Volume Removed:	gallons	

Monitoring Well Sampling Field Data
 Former Chevron Asphalt Plant
 1520 Powell Street
 Emeryville, California



Start Time:

Water Quality Meter / Serial No:

Well Number: MW- 19A		Well Depth (ft BTIC): 14.65		CO (ppm): 0		VOC (ppm): 0						
Date: 06/08/2011		Screen Length (ft):		H2S (ppm): 0		Initial Water Level (ft BTIC): 3.70						
Sampling Device: Peristaltic Pump		Pump Intake (ft BTIC):		LEL (%): 0		Pre-Pumping Water Level (ft BTIC):						
Sampling Personnel: NA/SK		Well Diameter (in): 2.0		O2 (%): 20.9		Tubing Type: Polyethylene Tubing						
Time	pH 0.1 unit	DO 10%	Specific Cond. (µS/cm) 3%	Turbidity (NTU) 10%	ORP (mV) ±10 mV	Temp. (degree C)	Depth to Water (feet) 0.3 feet	Volume (gallons) initial	Color	Odor	Purge Rate (L/min) ml	Comments
9:23	8.14	1.61	0.389	+1.3	153.0	15.67	3.92	0.5			200	Flow through cell filled.
9:26	7.35	1.1	0.346	+1.2	145.5	15.68	3.92	0.5			200	
9:29	7.19	1.8	0.318	+1.6	140.0	15.68	3.94	0.7				
9:32	7.11	11.2	0.295	+0.7	137.1	15.69	3.94	0.8				
9:35	7.05	11.2	0.291	+0.7	133.0	15.71	3.95	1.1				
9:38	7.00	11.6	0.290	+0.3	129.1	15.73	3.95	1.2				
9:41	6.97	10.8	0.286	-0.7	126.3	15.74	3.95	1.35				
9:44	6.95	9.3	0.281	-1.4	123.1	15.76	3.97	1.6				
9:47	6.93	9.7	0.279	-1.9	120.2	15.74	3.97	1.8				
9:50												Sampling began

Notes: BTIC - Below Top of Inner Casing

1 Well Volume: 1.78 gallons
 3 Well Volumes: 5.35 gallons
 Total Volume Removed: gallons

2" - 0.163 gal/foot
 4" - 0.653 gal/foot

Monitoring Well Sampling Field Data
Former Chevron Asphalt Plant
1520 Powell Street
Emeryville, California



Start Time: 1230

Water Quality Meter / Serial No: YSI 6920.2002

11A

Well Number: MW-X		Well Depth (ft BTIC): 12.66		CO (ppm): 0		VOC (ppm): 0						
Date: 11/30/11		Screen Length (ft):		H2S (ppm): 0		Initial Water Level (ft BTIC): 5.3						
Sampling Device: Peristaltic Pump		Pump Intake (ft BTIC):		LEL (%): 0		Pre-Pumping Water Level (ft BTIC): 5.29						
Sampling Personnel: SK/LK		Well Diameter (in): 2.0		O2 (%): 20.9		Tubing Type: Polyethylene Tubing						
Time	pH 0.1 unit	DO mg/L 10%	Specific Cond. (µS/cm) 3%	Turbidity (NTU) 10%	ORP (mV) ±10 mV	Temp. (degree C)	Depth to Water (feet) 0.3 feet	Volume (gallons) L	Color	Odor	Purge Rate (L/min)	Comments
1253	6.62	2.22	971	3.4	-100.1	16.71	5.61	~1	clear	no	400	Flow through cell filled.
1256	6.66	1.74	977	1.2	-108.2	16.60	5.88	~2.5	"	"	350	
1259	6.67	1.33	979	2.3	-105.5	16.65	6.02	~3.5	"	"	300	
1302	6.58	1.20	980	0.6	-95.7	16.72	6.08	~4.5	"	"	210	
1305	6.53	1.15	981	1.8	-90.5	16.77	6.19	~5	"	"	280	
1308	6.54	1.09	981	0.6	-91.3	16.78	6.24	~6.5	"	"	"	
1311	6.54	1.04	980	0.4	-93.1	16.89	6.33	~6.5	"	"	"	
1314	6.57	1.0	979	0.3	-90.9	16.92	6.41	~7	"	"	"	
1317	6.58	0.97	976	0.3	-93.3	16.93	6.47	~8	"	"	260	
1320	6.59	0.95	974	0.3	-97.3	16.89	6.55	~8.5	"	"	"	
1323	1240											collected MW-11A

Notes: BTIC - Below Top of Inner Casing
1 Well Volume: 1.2 gallons
3 Well Volumes: 3.6 gallons
Total Volume Removed: 2.25 gallons

2" - 0.163 gal/foot
4" - 0.653 gal/foot

Monitoring Well Sampling Field Data
Former Chevron Asphalt Plant
1520 Powell Street
Emeryville, California

ARCADIS
Start Time: 10-10

Water Quality Meter / Serial No: YSI 6920/02

Well Number: MW-9 MW-9		Well Depth (ft BTIC): 12.51			CO (ppm): 0		VOC (ppm): 0					
Date: 11, 30, 11		Screen Length (ft):			H2S (ppm): 0		Initial Water Level (ft BTIC): 6.05					
Sampling Device: Peristaltic Pump		Pump Intake (ft BTIC): ~11			LEL (%): 0		Pre-Pumping Water Level (ft BTIC): 6.04					
Sampling Personnel: SK/LK		Well Diameter (in): 2.0			O2 (%): 20.5		Tubing Type: Polyethylene Tubing					
Time	pH 0.1 unit	DO mg/L 10%	Specific Cond. (µS/cm) m 3%	Turbidity (NTU) 10%	ORP (mV) ±10 mV	Temp. (degree C)	Depth to Water (feet) 0.3 feet	Volume (gallons) L	Color	Odor	Purge Rate (L/min)	Comments
1031	6.79	4.38	615/0.530	5.7	-95.5	17.76	6.05	~1L	Clear	None	~400	Flow through cell filled.
1034	6.81	1.23	615/0.530	3.9	-101.9	17.80	6.05	~2L	"	"	~400	
1037	6.83	1.00	614/0.530	1.4	-102.7	17.82	6.05	~3L	"	"	~350	
1040	6.83	0.86	614/0.529	0.3	-102.9	17.80	6.06	~4L	"	"	"	
1043	6.84	0.73	614/0.530	-0.1	-116.0	17.85	6.06	~5L	"	"	"	
1046	6.85	0.60	614/0.530	-0.6	-109.9	17.79	6.05	~6L	"	"	300	
1049	6.86	0.53	615/0.530	-0.7	-110.8	17.75	6.05	~7L	"	"	"	
1052	6.86	0.51	615/0.530	-0.7	-107.8	17.78	6.05	~8L	"	"	"	
1055	6.86	0.49	615/0.530	-0.8	-107.7	17.81	6.05	~9L	"	"	"	
1058	11.15											collected MW-9

Notes: BTIC - Below Top of Inner Casing
1 Well Volume: 1.1 gallons
3 Well Volumes: 3.3 gallons
Total Volume Removed: ~2.5 gallons

2" - 0.163 gal/foot
4" - 0.653 gal/foot

Monitoring Well Sampling Field Data
Former Chevron Asphalt Plant
1520 Powell Street
Emeryville, California

ARCADIS
Start Time: 0745

Water Quality Meter / Serial No: YSI 6920/.02

Well Number: MW- K23			Well Depth (ft BTIC): 12.90				CO (ppm): 0		VOC (ppm): 0.6			
Date: 12/2/2011			Screen Length (ft):				H2S (ppm): 0		Initial Water Level (ft BTIC): 48.38			
Sampling Device: Peristaltic Pump			Pump Intake (ft BTIC): ^ 11				LEL (%): 0		Pre-Pumping Water Level (ft BTIC): 48.38			
Sampling Personnel: SK/LK			Well Diameter (in): 2.0				O2 (%): 20.1		Tubing Type: Polyethylene Tubing			
Time	pH 0.1 unit	DO mg/L 10%	Specific Cond. (µS/cm) 3%	Turbidity (NTU) 10%	ORP (mV) ±10 mV	Temp. (degree C)	Depth to Water (feet) 0.3 feet	Volume (gallons) Litel	Color	Odor	Purge Rate (L/min) PAL	Comments
0750	6.27	2.11	439	19.9	-44.1	16.41	4.59	~1	cloudy	none	~350	Flow through cell filled.
0759	6.30	1.51	413	24.8	-99.8	16.80	4.62	-2	"	"	~350	
0802	6.41	1.17	402	17.1	-117.7	16.94	4.65	~3	"	"	~350	
0805	6.44	1.18	389	13.0	-128.1	17.09	4.66	~4	"	"	~350	
0808	6.45	1.06	379	9.1	-137.7	17.26	4.67	~5	"	"	~350	
0811	6.46	0.98	375	6.8	-142.3	17.23	4.68	~6	"	"	~350	
0814	6.46	0.87	370	4.9	-146.2	17.30	4.68	~7	"	"	~350	
0817	6.46	0.85	368	4.3	-152.1	17.35	4.68	~8	"	"	~350	
0820	6.46	0.79	365	2.6	-151.3	17.36	4.70	~9.5	"	"	~350	
0824	6.46	0.73	364	2.7	-154.7	17.39	4.70	~11	"	"	~350	
0845												Collected MW-K2

Notes: BTIC - Below Top of Inner Casing
1 Well Volume: 1.2 gallons
3 Well Volumes: 3.6 gallons
Total Volume Removed: ~3 gallons

* Blind duplicate taken here
(BD-1)

2" - 0.163 gal/foot
4" - 0.653 gal/foot

Monitoring Well Sampling Field Data
Former Chevron Asphalt Plant
1520 Powell Street
Emeryville, California

ARCADIS
Start Time: 0850

Water Quality Meter / Serial No: YSI 6920 / YSI 6920.02

Well Number: MW- X6		Well Depth (ft BTIC): 13.11		CO (ppm): 1		VOC (ppm): 0						
Date: 11/30/11		Screen Length (ft):		H2S (ppm): 0		Initial Water Level (ft BTIC): 6.08						
Sampling Device: Peristaltic Pump		Pump Intake (ft BTIC): ~11		LEL (%): 0		Pre-Pumping Water Level (ft BTIC): 6.07						
Sampling Personnel: SK/LK		Well Diameter (in): 2.0		O2 (%): 20.9		Tubing Type: Polyethylene Tubing						
Time	pH 0.1 unit	DO 10%	Specific Cond. (µS/cm) m 3%	Turbidity (NTU) 10%	ORP (mV) ±10 mV	Temp. (degree C)	Depth to Water (feet) 0.3 feet	Volume (gallons) L	Color	Odor	Purge Rate (L/min)	Comments
0909	6.53	20.9	789/0.693	24.2	3.7	17.08	6.34	~1			290	Flow through cell filled.
0912	6.58	15.2	755/0.648	14.2	-43.0	17.48	6.42	~2			290	
0915	6.63	11.9	733/0.633	8.4	-67.3	17.65	6.52	~3			270	
0918	6.65	10.8	723/0.624	7.0	-81.0	17.88	6.57	~3.5			270	
0921	6.68	9.4	711/0.617	4.9	-97.1	18.07	6.62	~4			270	
0924	6.69	8.9	704/0.611	4.2	-99.4	18.11	6.65	~5			270	
0927	6.70	7.9	692/0.601	2.6	-101.4	18.14	6.70	~6			270	
0930	6.71	8.0	687/0.598	1.9	-104.7	18.17	6.73	~6.5			270	
0933	6.71	8.0	682/0.593	1.5	-110.6	18.14	6.76	~7.5			"	
0936	6.72	7.4	678/0.589	1.0	-129.5	18.11	6.78	~8.5			"	
0939												
1000												collected uW-X6

Notes: BTIC - Below Top of Inner Casing
1 Well Volume: 1.1 gallons
3 Well Volumes: 3.3 gallons
Total Volume Removed: ~2.25 gallons

2" - 0.163 gal/foot
4" - 0.653 gal/foot

Monitoring Well Sampling Field Data
Former Chevron Asphalt Plant
1520 Powell Street
Emeryville, California



Water Quality Meter / Serial No: YSI 6020/02

Well Number: MW-11A		Well Depth (ft BTIC): 13.62'			CO (ppm): 0		VOC (ppm): 0					
Date: 12/1/2011		Screen Length (ft):			H2S (ppm): 0		Initial Water Level (ft BTIC): 4.25'					
Sampling Device: Peristaltic Pump		Pump Intake (ft BTIC): 12'			LEL (%): 0		Pre-Pumping Water Level (ft BTIC): 4.25'					
Sampling Personnel: LKSK		Well Diameter (in): 2" 2.0			O2 (%): 20.9		Tubing Type: Polyethylene Tubing					
Time	pH 0.1 unit	DO 10%	Specific Cond. (µS/cm) 3%	Turbidity (NTU) 10%	ORP (mV) ±10 mV	Temp. (degree C)	Depth to Water (feet) 0.3 feet	Volume (gallons) Liters	Color	Odor	Purge Rate (L/min) (mL/min)	Comments
8:46	6.88	1.90	461	4.4	-64.8	16.49	4.47	1.0	clear	none	320	Flow through cell filled.
8:50	6.89	1.29	443	2.9	-87.7	16.84	4.54	3.1	clear	none	350	
8:54	6.88	1.11	430	1.6	-96.6	16.97	4.60	4.8	clear	none	380	
8:58	6.90	1.03	423	0.7	-123.4	16.92	4.63	6.0	clear	none	400	
9:02	6.88	1.02	414	0.0	-131.0	16.90	4.65	7.8	clear	none	350	
9:06	6.88	0.86	407	-0.5	-137.2	16.97	4.66	9.5	clear	none	330	
9:10	6.87	0.86	402	-0.6	-140.0	16.98	4.67	11.0	clear	none	330	
9:14	6.87	0.83	396	-0.7	-144.7	16.98	4.67	13.0	clear	none	350	

Notes: BTIC - Below Top of Inner Casing
 1 Well Volume: 1.5 gallons
 3 Well Volumes: 4.5 gallons
 Total Volume Removed: ~3.25 gallons

2" - 0.163 gal/foot
 4" - 0.653 gal/foot

Monitoring Well Sampling Field Data
Former Chevron Asphalt Plant
1520 Powell Street
Emeryville, California

ARCADIS
Start Time: 10:30

Water Quality Meter / Serial No: VSI 6920 / 02

Well Number: MW- X10A		Well Depth (ft BTIC): 12.50 12.90		CO (ppm): 0		VOC (ppm): 0						
Date: 12.1.2011		Screen Length (ft):		H2S (ppm): 0		Initial Water Level (ft BTIC): 4.46						
Sampling Device: Peristaltic Pump		Pump Intake (ft BTIC):		LEL (%): 0		Pre-Pumping Water Level (ft BTIC): 4.46						
Sampling Personnel: SK / LW		Well Diameter (in): 2.0		O2 (%): 20.9		Tubing Type: Polyethylene Tubing						
Time	pH 0.1 unit	DO 10%	Specific Cond. (µS/cm) 3%	Turbidity (NTU) 10%	ORP (mV) ±10 mV	Temp. (degree C)	Depth to Water (feet) 0.3 feet	Volume (gallons) L	Color	Odor	Purge Rate (L/min) ml	Comments
1040	6.67	4.8	730	3.6	-120.8	15.27	4.56	~1	Clear	No	400	Flow through cell filled.
1043	6.72	1.01	738	4.6	-149.5	15.20	4.56	~2.5	"	"	350	
1046	6.72	0.94	739	6.0	-142.4	15.17	4.56	~3	"	"	"	
1049	6.73	0.75	745	3.4	-150.7	15.18	4.55	~3.5	"	"	"	
1052	6.80	0.69	750	2.2	-154.1	15.05	4.55	~4.5	"	"	"	
1055	7.00	0.66	755	1.2	-154.5	15.01	4.55	~5.5	"	"	"	
1058	6.92	0.66	759	0.9	-154.6	14.96	4.56	~6.5	"	"	"	
1101	6.96	0.61	765	0.5	-154.4	14.95	4.56	~7.5	"	"	"	
1124	6.96	0.57	768	0.1	-156.0	14.94	4.56	~8.5	"	"	"	
1125												Collected MW X10A

Notes: BTIC - Below Top of Inner Casing
1 Well Volume: 1.3
3 Well Volumes: 2.25 3.9
Total Volume Removed: ~2.25

gallons
gallons
gallons

2" - 0.163 gal/foot
4" - 0.653 gal/foot

Monitoring Well Sampling Field Data
 Former Chevron Asphalt Plant
 1520 Powell Street
 Emeryville, California

ARCADIS
 Start Time: 12:50

Water Quality Meter / Serial No:

Well Number: MW- 17		Well Depth (ft BTIC): 11.60		CO (ppm): 0		VOC (ppm): 0						
Date: 12/11/2011		Screen Length (ft):		H2S (ppm): 0		Initial Water Level (ft BTIC): 5.53						
Sampling Device: Peristaltic Pump		Pump Intake (ft BTIC):		LEL (%): 0		Pre-Pumping Water Level (ft BTIC): 5.58						
Sampling Personnel: SK/LK		Well Diameter (in): 2.0		O2 (%): 20.4		Tubing Type: Polyethylene Tubing						
Time	pH 0.1 unit	DO 10%	Specific Cond. (µS/cm) 3%	Turbidity (NTU) 10%	ORP (mV) ±10 mV	Temp. (degree C)	Depth to Water (feet) 0.3 feet	Volume (gallons) L	Color	Odor	Purge Rate (L/min) mL	Comments
1305	8.14	2.39	514	20.1	-38.4	17.46	5.60	~1L	Clear	NO	310	Flow through cell filled.
1308	6.10	1.68	500	8.9	-41.2	17.53	5.61	~2.5L	"	"	310	
1311	6.13	1.62	493	6.5	-42.9	17.47	5.61	~3L	"	"	"	
1314	5.70	1.44	482	5.7	-46.0	17.45	5.62	~4L	"	"	"	
1317	6.07	1.34	469	2.2	-50.4	17.54	5.61	~5L	"	"	"	
1320	6.09	1.24	465	1.3	-53.7	17.57	5.61	~6L	"	"	"	
1323	6.08	1.14	462	0.5	-58.2	17.57	5.61	~7L	"	"	"	
1326	6.06	1.14	456	0.3	-63.7	17.59	5.61	~8L	"	"	"	
1329												
1345												Sample time

Notes: BTIC - Below Top of Inner Casing
 1 Well Volume: 3 gallons
 3 Well Volumes: 3 gallons
 Total Volume Removed: 2 gallons

2" - 0.163 gal/foot
 4" - 0.653 gal/foot

Monitoring Well Sampling Field Data
Former Chevron Asphalt Plant
1520 Powell Street
Emeryville, California

ARCADIS
Start Time: 1145

Water Quality Meter / Serial No: YSI 6020/02

Well Number: MW-X3			Well Depth (ft BTIC): 12.81				CO (ppm): 0		VOC (ppm): 0.1			
Date: 12/2/11			Screen Length (ft):				H2S (ppm): 0		Initial Water Level (ft BTIC): 5.91			
Sampling Device: Peristaltic Pump			Pump Intake (ft BTIC): ~11				LEL (%): 0		Pre-Pumping Water Level (ft BTIC):			
Sampling Personnel: SK/LK			Well Diameter (in): 2.0				O2 (%): 20.9		Tubing Type: Polyethylene Tubing			
Time	pH 0.1 unit	DO mg/L 10%	Specific Cond. (uS/cm) 3%	Turbidity (NTU) 10%	ORP (mV) ±10 mV	Temp. (degree C)	Depth to Water (feet) 0.3 feet	Volume (gallons)	Color	Odor	Purge Rate (l/min) ML	Comments
1154	6.23	3.20	922	0.5	-189.9	16.84	6.21	~1L	clear	none	~350	Flow through cell filled.
1157	6.30	1.40	918	0.0	-212.8	16.79	6.39	~2L	clear	none	~250	
1200	6.30	1.19	904	0.1	-216.6	16.77	6.54	~3L	clear	none	~280	
1203	6.49	1.04	837	0.0	-210.1	16.78	6.73	~3.8L	clear	none	~250	
1206	6.52	0.90	777	-0.4	-210.9	16.75	6.89	~4.5L	clear	none	~250	
1209	6.61	0.90	747	-0.6	-210.6	16.73	7.02	~5.2L	clear	none	~250	
1212	6.64	0.90	728	-0.7	-209.6	16.69	7.13	~6L	clear	none	~250	
1215	6.62	0.90	718	-0.6	-201.5	16.67	7.24	~6.7L	clear	none	~250	
1220												collected MW-X3

Notes: BTIC - Below Top of Inner Casing
1 Well Volume: 1.1 gallons
3 Well Volumes: 3.3 gallons
Total Volume Removed: ~1.75 gallons

2" - 0.163 gal/foot
4" - 0.653 gal/foot

Monitoring Well Sampling Field Data
Former Chevron Asphalt Plant
1520 Powell Street
Emeryville, California

ARCADIS
Start Time: 0400

Water Quality Meter / Serial No: YSI 6920/02

Well Number: MW- X8			Well Depth (ft BTIC): 12.40				CO (ppm): 0		VOC (ppm): 0.2			
Date: 12/02/2011			Screen Length (ft):				H2S (ppm): 0		Initial Water Level (ft BTIC): 5.31			
Sampling Device: Peristaltic Pump			Pump Intake (ft BTIC): ~11				LEL (%): 0		Pre-Pumping Water Level (ft BTIC): 5.34			
Sampling Personnel: JK / LK			Well Diameter (in): 2.0				O2 (%): 20.9		Tubing Type: Polyethylene Tubing			
Time	pH 0.1 unit	DO mg/L 1.80/10%	Specific Cond. (µS/cm) 3%	Turbidity (NTU) 10%	ORP (mV) ±10 mV	Temp. (degree C)	Depth to Water (feet) 0.3 feet	Volume (gallons)	Color	Odor	Purge Rate (L/min) mL/min	Comments
0916	7.02	3.44	652	38.4	-151.5	17.48	5.59	~1	clear none	none	~375	Flow through cell filled.
0919	6.97	1.78	537	22.9	-151.3	17.40	5.60	~2.2	clear	none	~350	
0922	6.92	1.80	454	11.1	-138.8	17.47	5.70	~3	clear	none	~350	
0925	6.90	1.80	412	6.0	-135.3	17.51	5.71	~3.8	clear	none	~325	
0928	6.87	1.80	389	2.6	-134.5	17.54	5.73	~4.6	clear	none	~300	
0931	6.89	1.74	377	1.0	-147.0	17.57	5.73	~5.5	clear	none	~325	
0934	6.87	1.67	308	0.1	-147.3	17.59	5.75	~6.8	clear	none	~325	
0937	6.86	1.62	304	-0.2	-146.9	17.62	5.70	~7.8	clear	none	~325	
0940	6.87	1.57	361	-0.3	-147.0	17.63	5.70	~8.5	clear	none	~325	collected MW X8
0955												collected MW X8

Notes:
BTIC - Below Top of Inner Casing
1 Well Volume: 1.2 gallons
3 Well Volumes: 3.6 gallons
Total Volume Removed: ~2.5 gallons

2" - 0.163 gal/foot
4" - 0.653 gal/foot

Monitoring Well Sampling Field Data
Former Chevron Asphalt Plant
1520 Powell Street
Emeryville, California

ARCADIS
Start Time: 1005

Water Quality Meter / Serial No: YSI 6920/02

Well Number: MW-18			Well Depth (ft BTIC): 10.81				CO (ppm): 0		VOC (ppm): 0.1			
Date: 12/02/11			Screen Length (ft):				H2S (ppm): 0		Initial Water Level (ft BTIC): 5.18			
Sampling Device: Peristaltic Pump			Pump Intake (ft BTIC):				LEL (%): 0		Pre-Pumping Water Level (ft BTIC): 5.17			
Sampling Personnel: SK/LK			Well Diameter (in): 2.0				O2 (%): 20.9		Tubing Type: Polyethylene Tubing			
Time	pH 0.1 unit	DO mg/L 10%	Specific Cond. (µS/cm) 3%	Turbidity (NTU) 10%	ORP (mV) ±10 mV	Temp. (degree C)	Depth to Water (feet) 0.3 feet	Volume (gallons) LITER	Color	Odor	Purge Rate (L/min) mL/min	Comments
195	6.22	2.90	490	3.0	-128.0	17.14	5.21	~1.6	clear	none	~370	Flow through cell filled.
1018	6.23	1.75	498	2.2	-133.9	17.19	5.22	~2.2	clear	none	~370	
1022	6.26	1.49	500	0.9	-143.8	17.22	5.23	~3.25L	clear	none	~350	
1026	6.26	1.57	501	0.2	-142.2	17.19	5.23	~4.5	clear	none	~350	
1029	6.26	1.49	500	0.0	-147.6	17.24	5.23	~6	clear	none	~370	
1032	6.27	1.46	501	-0.1	-147.9	17.25	5.22	~7.2	clear	none	~370	
1035	6.27	1.44	501	-0.2	-149.9	17.24	5.22	~3.1	clear	none	~370	
1050												collected MW-18

Notes: BTIC - Below Top of Inner Casing

1 Well Volume: gallons

3 Well Volumes: gallons

Total Volume Removed: ~2 gallons

2" - 0.163 gal/foot

4" - 0.653 gal/foot

ARCADIS

Attachment B

Laboratory Analytical Reports and
Chain-of-Custody Documentation

ANALYTICAL RESULTS

Prepared for:

Chevron
6001 Bollinger Canyon Rd L4310
San Ramon CA 94583

925-842-8582

Prepared by:

Lancaster Laboratories
2425 New Holland Pike
Lancaster, PA 17605-2425

May 13, 2009

SAMPLE GROUP

The sample group for this submittal is 1142894. Samples arrived at the laboratory on Friday, May 01, 2009. The PO# for this group is 0015042792 and the release number is BAUHS.

<u>Client Description</u>	<u>Lancaster Labs Number</u>
QA-T-090430 NA Water	5660475
MW-17-W-090430 NA Water	5660476
MW-18-W-090430 NA Water	5660477
MW-19A-W-090430 NA Water	5660478

METHODOLOGY

The specific methodologies used in obtaining the enclosed analytical results are indicated on the Laboratory Chronicle.

ELECTRONIC Arcadis BBL
COPY TO

Attn: Jennifer Wagler

Questions? Contact your Client Services Representative
Jill M Parker at (717) 656-2300

Respectfully Submitted,



Robin C. Runkle
Senior Specialist



Analysis Report

2425 New Holland Pike, PO Box 12425, Lancaster, PA 17605-2425 • 717-656-2300 Fax: 717-656-2681 • www.lancasterlabs.com

Lancaster Laboratories Sample No. WW 5660475

Group No. 1142894
CA

QA-T-090430 NA Water
Facility# 206265 BBLW
1520 Powell St-Emeryville SLT2007076 QA

Collected: 04/30/2009 09:30

Account Number: 11964

Submitted: 05/01/2009 09:15
Reported: 05/13/2009 at 15:16
Discard: 06/13/2009

Chevron
6001 Bollinger Canyon Rd L4310
San Ramon CA 94583

POWQA

CAT No.	Analysis Name	CAS Number	As Received Result	As Received Method Detection Limit	Dilution Factor
SW-846 8260B	GC/MS Volatiles		ug/l	ug/l	
06054	Benzene	71-43-2	N.D.	0.5	1
06054	Ethylbenzene	100-41-4	N.D.	0.5	1
06054	Methyl Tertiary Butyl Ether	1634-04-4	N.D.	0.5	1
06054	Toluene	108-88-3	N.D.	0.5	1
06054	Xylene (Total)	1330-20-7	N.D.	0.5	1
SW-846 8015B	GC Volatiles		ug/l	ug/l	
01728	TPH-GRO N. CA water C6-C12	n.a.	N.D.	50	1

General Sample Comments

State of California Lab Certification No. 2116

All QC is compliant unless otherwise noted. Please refer to the Quality Control Summary for overall QC performance data and associated samples.

Laboratory Chronicle

CAT No.	Analysis Name	Method	Trial#	Batch#	Analysis Date and Time	Analyst	Dilution Factor
01163	GC/MS VOA Water Prep	SW-846 5030B	1	D091253AA	05/06/2009 02:43	Michael A Ziegler	1
06054	BTEX+MTBE by 8260B	SW-846 8260B	1	D091253AA	05/06/2009 02:43	Michael A Ziegler	1
01146	GC VOA Water Prep	SW-846 5030B	1	09126F20A	05/07/2009 12:52	Tyler O Griffin	1
01728	TPH-GRO N. CA water C6-C12	SW-846 8015B	1	09126F20A	05/07/2009 12:52	Tyler O Griffin	1



Analysis Report

2425 New Holland Pike, PO Box 12425, Lancaster, PA 17605-2425 • 717-656-2300 Fax: 717-656-2681 • www.lancasterlabs.com

Lancaster Laboratories Sample No. WW 5660476

Group No. 1142894
CA

MW-17-W-090430 NA Water
Facility# 206265 BBLW
1520 Powell St-Emeryville SLT2007076 MW-17

Collected: 04/30/2009 11:00 by HT

Account Number: 11964

Submitted: 05/01/2009 09:15
Reported: 05/13/2009 at 15:16
Discard: 06/13/2009

Chevron
6001 Bollinger Canyon Rd L4310
San Ramon CA 94583

POW17

CAT No.	Analysis Name	CAS Number	As Received Result	As Received Method Detection Limit	Dilution Factor
SW-846 8260B	GC/MS Volatiles		ug/l	ug/l	
05382	Benzene	71-43-2	N.D.	0.5	1
05382	Bromodichloromethane	75-27-4	N.D.	1	1
05382	Bromoform	75-25-2	N.D.	1	1
05382	Bromomethane	74-83-9	N.D.	1	1
05382	Carbon Tetrachloride	56-23-5	N.D.	1	1
05382	Chlorobenzene	108-90-7	N.D.	0.8	1
05382	Chloroethane	75-00-3	N.D.	1	1
05382	Chloroform	67-66-3	N.D.	0.8	1
05382	Chloromethane	74-87-3	N.D.	1	1
05382	Dibromochloromethane	124-48-1	N.D.	1	1
05382	1,2-Dichlorobenzene	95-50-1	N.D.	1	1
05382	1,3-Dichlorobenzene	541-73-1	N.D.	1	1
05382	1,4-Dichlorobenzene	106-46-7	N.D.	1	1
05382	1,1-Dichloroethane	75-34-3	N.D.	1	1
05382	1,2-Dichloroethane	107-06-2	N.D.	0.5	1
05382	1,1-Dichloroethene	75-35-4	N.D.	0.8	1
05382	cis-1,2-Dichloroethene	156-59-2	2	0.8	1
05382	trans-1,2-Dichloroethene	156-60-5	N.D.	0.8	1
05382	1,2-Dichloropropane	78-87-5	N.D.	1	1
08202	cis-1,3-Dichloropropene	10061-01-5	N.D.	1	1
08202	trans-1,3-Dichloropropene	10061-02-6	N.D.	1	1
05382	Ethylbenzene	100-41-4	N.D.	0.5	1
08202	Freon 113	76-13-1	N.D.	2	1
08202	Methyl Tertiary Butyl Ether	1634-04-4	N.D.	0.5	1
05382	Methylene Chloride	75-09-2	N.D.	2	1
05382	1,1,2,2-Tetrachloroethane	79-34-5	N.D.	1	1
05382	Tetrachloroethene	127-18-4	5	0.8	1
05382	Toluene	108-88-3	N.D.	0.5	1
05382	1,1,1-Trichloroethane	71-55-6	N.D.	0.8	1
05382	1,1,2-Trichloroethane	79-00-5	N.D.	0.8	1
05382	Trichloroethene	79-01-6	7	1	1
05382	Trichlorofluoromethane	75-69-4	N.D.	2	1
05382	Vinyl Chloride	75-01-4	N.D.	1	1
05382	m+p-Xylene	n.a.	N.D.	0.5	1
05382	o-Xylene	95-47-6	N.D.	0.5	1

SW-846 8015B	GC Volatiles		ug/l	ug/l	
01728	TPH-GRO N. CA water C6-C12	n.a.	N.D.	50	1

General Sample Comments

State of California Lab Certification No. 2116

All QC is compliant unless otherwise noted. Please refer to the Quality Control Summary for overall QC performance data and associated samples.



Analysis Report

2425 New Holland Pike, PO Box 12425, Lancaster, PA 17605-2425 • 717-656-2300 Fax: 717-656-2681 • www.lancasterlabs.com

Lancaster Laboratories Sample No. WW 5660476

Group No. 1142894
CA

MW-17-W-090430 NA Water
Facility# 206265 BBLW
1520 Powell St-Emeryville SLT2007076 MW-17

Collected: 04/30/2009 11:00 by HT

Account Number: 11964

Submitted: 05/01/2009 09:15
Reported: 05/13/2009 at 15:16
Discard: 06/13/2009

Chevron
6001 Bollinger Canyon Rd L4310
San Ramon CA 94583

POW17

Laboratory Chronicle

CAT No.	Analysis Name	Method	Trial#	Batch#	Analysis Date and Time	Analyst	Dilution Factor
05382	EPA SW846/8260 (water)	SW-846 8260B	1	W091263AA	05/06/2009 23:41	Nicholas P Riehl	1
01163	GC/MS VOA Water Prep	SW-846 5030B	1	W091263AA	05/06/2009 23:41	Nicholas P Riehl	1
08202	EPA SW 846/8260 - Water	SW-846 8260B	1	W091263AA	05/06/2009 23:41	Nicholas P Riehl	1
01146	GC VOA Water Prep	SW-846 5030B	1	09126F20A	05/07/2009 17:12	Tyler O Griffin	1
01728	TPH-GRO N. CA water C6-C12	SW-846 8015B	1	09126F20A	05/07/2009 17:12	Tyler O Griffin	1



Analysis Report

2425 New Holland Pike, PO Box 12425, Lancaster, PA 17605-2425 • 717-656-2300 Fax: 717-656-2681 • www.lancasterlabs.com

Lancaster Laboratories Sample No. WW 5660477

Group No. 1142894
CA

MW-18-W-090430 NA Water
Facility# 206265 BBLW
1520 Powell St-Emeryville SLT2007076 MW-18

Collected: 04/30/2009 10:35 by HT

Account Number: 11964

Submitted: 05/01/2009 09:15
Reported: 05/13/2009 at 15:16
Discard: 06/13/2009

Chevron
6001 Bollinger Canyon Rd L4310
San Ramon CA 94583

POW18

CAT No.	Analysis Name	CAS Number	As Received Result	As Received Method Detection Limit	Dilution Factor
SW-846 8260B	GC/MS Volatiles		ug/l	ug/l	
05382	Benzene	71-43-2	N.D.	0.5	1
05382	Bromodichloromethane	75-27-4	N.D.	1	1
05382	Bromoform	75-25-2	N.D.	1	1
05382	Bromomethane	74-83-9	N.D.	1	1
05382	Carbon Tetrachloride	56-23-5	N.D.	1	1
05382	Chlorobenzene	108-90-7	N.D.	0.8	1
05382	Chloroethane	75-00-3	N.D.	1	1
05382	Chloroform	67-66-3	N.D.	0.8	1
05382	Chloromethane	74-87-3	N.D.	1	1
05382	Dibromochloromethane	124-48-1	N.D.	1	1
05382	1,2-Dichlorobenzene	95-50-1	N.D.	1	1
05382	1,3-Dichlorobenzene	541-73-1	N.D.	1	1
05382	1,4-Dichlorobenzene	106-46-7	N.D.	1	1
05382	1,1-Dichloroethane	75-34-3	N.D.	1	1
05382	1,2-Dichloroethane	107-06-2	N.D.	0.5	1
05382	1,1-Dichloroethene	75-35-4	N.D.	0.8	1
05382	cis-1,2-Dichloroethene	156-59-2	1	0.8	1
05382	trans-1,2-Dichloroethene	156-60-5	N.D.	0.8	1
05382	1,2-Dichloropropane	78-87-5	N.D.	1	1
08202	cis-1,3-Dichloropropene	10061-01-5	N.D.	1	1
08202	trans-1,3-Dichloropropene	10061-02-6	N.D.	1	1
05382	Ethylbenzene	100-41-4	N.D.	0.5	1
08202	Freon 113	76-13-1	N.D.	2	1
08202	Methyl Tertiary Butyl Ether	1634-04-4	N.D.	0.5	1
05382	Methylene Chloride	75-09-2	N.D.	2	1
05382	1,1,2,2-Tetrachloroethane	79-34-5	N.D.	1	1
05382	Tetrachloroethene	127-18-4	6	0.8	1
05382	Toluene	108-88-3	N.D.	0.5	1
05382	1,1,1-Trichloroethane	71-55-6	N.D.	0.8	1
05382	1,1,2-Trichloroethane	79-00-5	N.D.	0.8	1
05382	Trichloroethene	79-01-6	7	1	1
05382	Trichlorofluoromethane	75-69-4	N.D.	2	1
05382	Vinyl Chloride	75-01-4	N.D.	1	1
05382	m+p-Xylene	n.a.	N.D.	0.5	1
05382	o-Xylene	95-47-6	N.D.	0.5	1

SW-846 8015B	GC Volatiles		ug/l	ug/l	
01728	TPH-GRO N. CA water C6-C12	n.a.	N.D.	50	1

General Sample Comments

State of California Lab Certification No. 2116

All QC is compliant unless otherwise noted. Please refer to the Quality Control Summary for overall QC performance data and associated samples.



Analysis Report

2425 New Holland Pike, PO Box 12425, Lancaster, PA 17605-2425 • 717-656-2300 Fax: 717-656-2681 • www.lancasterlabs.com

Lancaster Laboratories Sample No. WW 5660477

Group No. 1142894
CA

MW-18-W-090430 NA Water
Facility# 206265 BBLW
1520 Powell St-Emeryville SLT2007076 MW-18

Collected: 04/30/2009 10:35 by HT

Account Number: 11964

Submitted: 05/01/2009 09:15
Reported: 05/13/2009 at 15:16
Discard: 06/13/2009

Chevron
6001 Bollinger Canyon Rd L4310
San Ramon CA 94583

POW18

Laboratory Chronicle

CAT No.	Analysis Name	Method	Trial#	Batch#	Analysis Date and Time	Analyst	Dilution Factor
05382	EPA SW846/8260 (water)	SW-846 8260B	1	W091322AA	05/12/2009 20:18	Nicholas P Riehl	1
01163	GC/MS VOA Water Prep	SW-846 5030B	1	W091322AA	05/12/2009 20:18	Nicholas P Riehl	1
08202	EPA SW 846/8260 - Water	SW-846 8260B	1	W091322AA	05/12/2009 20:18	Nicholas P Riehl	1
01146	GC VOA Water Prep	SW-846 5030B	1	09126F20A	05/07/2009 17:34	Tyler O Griffin	1
01728	TPH-GRO N. CA water C6-C12	SW-846 8015B	1	09126F20A	05/07/2009 17:34	Tyler O Griffin	1



Analysis Report

2425 New Holland Pike, PO Box 12425, Lancaster, PA 17605-2425 • 717-656-2300 Fax: 717-656-2681 • www.lancasterlabs.com

Lancaster Laboratories Sample No. WW 5660478

Group No. 1142894
CA

MW-19A-W-090430 NA Water
Facility# 206265 BBLW
1520 Powell St-Emeryville SLT2007076 MW-19A

Collected: 04/30/2009 10:00 by HT

Account Number: 11964

Submitted: 05/01/2009 09:15
Reported: 05/13/2009 at 15:16
Discard: 06/13/2009

Chevron
6001 Bollinger Canyon Rd L4310
San Ramon CA 94583

POW19

CAT No.	Analysis Name	CAS Number	As Received Result	As Received Method Detection Limit	Dilution Factor
SW-846 8260B	GC/MS Volatiles		ug/l	ug/l	
05382	Benzene	71-43-2	N.D.	0.5	1
05382	Bromodichloromethane	75-27-4	N.D.	1	1
05382	Bromoform	75-25-2	N.D.	1	1
05382	Bromomethane	74-83-9	N.D.	1	1
05382	Carbon Tetrachloride	56-23-5	N.D.	1	1
05382	Chlorobenzene	108-90-7	N.D.	0.8	1
05382	Chloroethane	75-00-3	N.D.	1	1
05382	Chloroform	67-66-3	N.D.	0.8	1
05382	Chloromethane	74-87-3	N.D.	1	1
05382	Dibromochloromethane	124-48-1	N.D.	1	1
05382	1,2-Dichlorobenzene	95-50-1	N.D.	1	1
05382	1,3-Dichlorobenzene	541-73-1	N.D.	1	1
05382	1,4-Dichlorobenzene	106-46-7	N.D.	1	1
05382	1,1-Dichloroethane	75-34-3	N.D.	1	1
05382	1,2-Dichloroethane	107-06-2	N.D.	0.5	1
05382	1,1-Dichloroethene	75-35-4	N.D.	0.8	1
05382	cis-1,2-Dichloroethene	156-59-2	17	0.8	1
05382	trans-1,2-Dichloroethene	156-60-5	2	0.8	1
05382	1,2-Dichloropropane	78-87-5	N.D.	1	1
08202	cis-1,3-Dichloropropene	10061-01-5	N.D.	1	1
08202	trans-1,3-Dichloropropene	10061-02-6	N.D.	1	1
05382	Ethylbenzene	100-41-4	N.D.	0.5	1
08202	Freon 113	76-13-1	N.D.	2	1
08202	Methyl Tertiary Butyl Ether	1634-04-4	N.D.	0.5	1
05382	Methylene Chloride	75-09-2	N.D.	2	1
05382	1,1,2,2-Tetrachloroethane	79-34-5	2	1	1
05382	Tetrachloroethene	127-18-4	390	8	10
05382	Toluene	108-88-3	N.D.	0.5	1
05382	1,1,1-Trichloroethane	71-55-6	N.D.	0.8	1
05382	1,1,2-Trichloroethane	79-00-5	N.D.	0.8	1
05382	Trichloroethene	79-01-6	43	1	1
05382	Trichlorofluoromethane	75-69-4	N.D.	2	1
05382	Vinyl Chloride	75-01-4	N.D.	1	1
05382	m+p-Xylene	n.a.	N.D.	0.5	1
05382	o-Xylene	95-47-6	N.D.	0.5	1

SW-846 8015B	GC Volatiles		ug/l	ug/l	
01728	TPH-GRO N. CA water C6-C12	n.a.	200	50	1

General Sample Comments

State of California Lab Certification No. 2116

All QC is compliant unless otherwise noted. Please refer to the Quality Control Summary for overall QC performance data and associated samples.



Analysis Report

2425 New Holland Pike, PO Box 12425, Lancaster, PA 17605-2425 • 717-656-2300 Fax: 717-656-2681 • www.lancasterlabs.com

Lancaster Laboratories Sample No. WW 5660478

Group No. 1142894
CA

MW-19A-W-090430 NA Water
Facility# 206265 BBLW
1520 Powell St-Emeryville SLT2007076 MW-19A

Collected: 04/30/2009 10:00 by HT

Account Number: 11964

Submitted: 05/01/2009 09:15
Reported: 05/13/2009 at 15:16
Discard: 06/13/2009

Chevron
6001 Bollinger Canyon Rd L4310
San Ramon CA 94583

POW19

Laboratory Chronicle

CAT No.	Analysis Name	Method	Trial#	Batch#	Analysis Date and Time	Analyst	Dilution Factor
05382	EPA SW846/8260 (water)	SW-846 8260B	1	W091322AA	05/12/2009 20:41	Nicholas P Riehl	1
05382	EPA SW846/8260 (water)	SW-846 8260B	1	W091322AA	05/12/2009 21:04	Nicholas P Riehl	10
01163	GC/MS VOA Water Prep	SW-846 5030B	1	W091322AA	05/12/2009 20:41	Nicholas P Riehl	1
01163	GC/MS VOA Water Prep	SW-846 5030B	2	W091322AA	05/12/2009 21:04	Nicholas P Riehl	10
08202	EPA SW 846/8260 - Water	SW-846 8260B	1	W091322AA	05/12/2009 20:41	Nicholas P Riehl	1
01146	GC VOA Water Prep	SW-846 5030B	1	09126F20A	05/07/2009 17:56	Tyler O Griffin	1
01728	TPH-GRO N. CA water C6-C12	SW-846 8015B	1	09126F20A	05/07/2009 17:56	Tyler O Griffin	1

Quality Control Summary

 Client Name: Chevron
 Reported: 05/13/09 at 03:16 PM

Group Number: 1142894

Matrix QC may not be reported if site-specific QC samples were not submitted. In these situations, to demonstrate precision and accuracy at a batch level, a LCS/LCSD was performed, unless otherwise specified in the method.

Laboratory Compliance Quality Control

<u>Analysis Name</u>	<u>Blank Result</u>	<u>Blank MDL</u>	<u>Report Units</u>	<u>LCS %REC</u>	<u>LCSD %REC</u>	<u>LCS/LCSD Limits</u>	<u>RPD</u>	<u>RPD Max</u>
Batch number: D091253AA		Sample number(s): 5660475						
Benzene	N.D.	0.5	ug/l	100		80-116		
Ethylbenzene	N.D.	0.5	ug/l	96		80-113		
Methyl Tertiary Butyl Ether	N.D.	0.5	ug/l	109		78-117		
Toluene	N.D.	0.5	ug/l	97		80-115		
Xylene (Total)	N.D.	0.5	ug/l	97		81-114		
Batch number: W091263AA		Sample number(s): 5660476						
Benzene	N.D.	0.5	ug/l	93		80-116		
Bromodichloromethane	N.D.	1.	ug/l	98		79-118		
Bromoform	N.D.	1.	ug/l	91		67-112		
Bromomethane	N.D.	1.	ug/l	77		45-126		
Carbon Tetrachloride	N.D.	1.	ug/l	110		75-123		
Chlorobenzene	N.D.	0.8	ug/l	99		82-111		
Chloroethane	N.D.	1.	ug/l	85		55-119		
Chloroform	N.D.	0.8	ug/l	103		77-122		
Chloromethane	N.D.	1.	ug/l	84		65-134		
Dibromochloromethane	N.D.	1.	ug/l	100		78-113		
1,2-Dichlorobenzene	N.D.	1.	ug/l	100		85-107		
1,3-Dichlorobenzene	N.D.	1.	ug/l	99		82-110		
1,4-Dichlorobenzene	N.D.	1.	ug/l	100		85-107		
1,1-Dichloroethane	N.D.	1.	ug/l	92		79-120		
1,2-Dichloroethane	N.D.	0.5	ug/l	113		70-130		
1,1-Dichloroethene	N.D.	0.8	ug/l	105		77-119		
cis-1,2-Dichloroethene	N.D.	0.8	ug/l	101		85-115		
trans-1,2-Dichloroethene	N.D.	0.8	ug/l	102		83-116		
1,2-Dichloropropane	N.D.	1.	ug/l	86		79-114		
cis-1,3-Dichloropropene	N.D.	1.	ug/l	87		82-113		
trans-1,3-Dichloropropene	N.D.	1.	ug/l	85		77-116		
Ethylbenzene	N.D.	0.5	ug/l	94		80-113		
Freon 113	N.D.	2.	ug/l	109		75-127		
Methyl Tertiary Butyl Ether	N.D.	0.5	ug/l	90		78-117		
Methylene Chloride	N.D.	2.	ug/l	97		81-116		
1,1,2,2-Tetrachloroethane	N.D.	1.	ug/l	76		71-117		
Tetrachloroethene	N.D.	0.8	ug/l	113		79-115		
Toluene	N.D.	0.5	ug/l	97		80-115		
1,1,1-Trichloroethane	N.D.	0.8	ug/l	110		81-137		
1,1,2-Trichloroethane	N.D.	0.8	ug/l	97		83-113		
Trichloroethene	N.D.	1.	ug/l	101		85-114		
Trichlorofluoromethane	N.D.	2.	ug/l	127		64-129		
Vinyl Chloride	N.D.	1.	ug/l	83		63-129		
m+p-Xylene	N.D.	0.5	ug/l	98		81-114		
o-Xylene	N.D.	0.5	ug/l	94		81-114		
Batch number: W091322AA		Sample number(s): 5660477-5660478						
Benzene	N.D.	0.5	ug/l	93		80-116		
Bromodichloromethane	N.D.	1.	ug/l	90		79-118		

*- Outside of specification

- (1) The result for one or both determinations was less than five times the LOQ.
- (2) The unspiked result was more than four times the spike added.

Quality Control Summary

Client Name: Chevron

Group Number: 1142894

Reported: 05/13/09 at 03:16 PM

Laboratory Compliance Quality Control

<u>Analysis Name</u>	<u>Blank Result</u>	<u>Blank MDL</u>	<u>Report Units</u>	<u>LCS %REC</u>	<u>LCSD %REC</u>	<u>LCS/LCSD Limits</u>	<u>RPD</u>	<u>RPD Max</u>
Bromoform	N.D.	1.	ug/l	88		67-112		
Bromomethane	N.D.	1.	ug/l	54		45-126		
Carbon Tetrachloride	N.D.	1.	ug/l	91		75-123		
Chlorobenzene	N.D.	0.8	ug/l	97		82-111		
Chloroethane	N.D.	1.	ug/l	64		55-119		
Chloroform	N.D.	0.8	ug/l	94		77-122		
Chloromethane	N.D.	1.	ug/l	88		65-134		
Dibromochloromethane	N.D.	1.	ug/l	91		78-113		
1,2-Dichlorobenzene	N.D.	1.	ug/l	97		85-107		
1,3-Dichlorobenzene	N.D.	1.	ug/l	97		82-110		
1,4-Dichlorobenzene	N.D.	1.	ug/l	96		85-107		
1,1-Dichloroethane	N.D.	1.	ug/l	93		79-120		
1,2-Dichloroethane	N.D.	0.5	ug/l	95		70-130		
1,1-Dichloroethene	N.D.	0.8	ug/l	94		77-119		
cis-1,2-Dichloroethene	N.D.	0.8	ug/l	93		85-115		
trans-1,2-Dichloroethene	N.D.	0.8	ug/l	94		83-116		
1,2-Dichloropropane	N.D.	1.	ug/l	93		79-114		
cis-1,3-Dichloropropene	N.D.	1.	ug/l	91		82-113		
trans-1,3-Dichloropropene	N.D.	1.	ug/l	92		77-116		
Ethylbenzene	N.D.	0.5	ug/l	94		80-113		
Freon 113	N.D.	2.	ug/l	92		75-127		
Methyl Tertiary Butyl Ether	N.D.	0.5	ug/l	91		78-117		
Methylene Chloride	N.D.	2.	ug/l	95		81-116		
1,1,2,2-Tetrachloroethane	N.D.	1.	ug/l	96		71-117		
Tetrachloroethene	N.D.	0.8	ug/l	94		79-115		
Toluene	N.D.	0.5	ug/l	94		80-115		
1,1,1-Trichloroethane	N.D.	0.8	ug/l	94		81-137		
1,1,2-Trichloroethane	N.D.	0.8	ug/l	97		83-113		
Trichloroethene	N.D.	1.	ug/l	94		85-114		
Trichlorofluoromethane	N.D.	2.	ug/l	80		64-129		
Vinyl Chloride	N.D.	1.	ug/l	79		63-129		
m+p-Xylene	N.D.	0.5	ug/l	97		81-114		
o-Xylene	N.D.	0.5	ug/l	95		81-114		

 Batch number: 09126F20A
 TPH-GRO N. CA water C6-C12

 Sample number(s): 5660475-5660478
 N.D. 50. ug/l 100 109 75-135 9 30

Sample Matrix Quality Control

 Unspiked (UNSPK) = the sample used in conjunction with the matrix spike
 Background (BKG) = the sample used in conjunction with the duplicate

<u>Analysis Name</u>	<u>MS %REC</u>	<u>MSD %REC</u>	<u>MS/MSD Limits</u>	<u>RPD</u>	<u>RPD MAX</u>	<u>BKG Conc</u>	<u>DUP Conc</u>	<u>DUP RPD</u>	<u>Dup RPD Max</u>
Batch number: D091253AA	Sample number(s): 5660475 UNSPK: P659162								
Benzene	103	104	80-126	1	30				
Ethylbenzene	96	95	77-125	2	30				
Methyl Tertiary Butyl Ether	87	109	72-126	22	30				
Toluene	96	96	80-125	0	30				
Xylene (Total)	95	95	79-125	0	30				

Batch number: W091263AA

Sample number(s): 5660476 UNSPK: P662071

*- Outside of specification

- (1) The result for one or both determinations was less than five times the LOQ.
- (2) The unspiked result was more than four times the spike added.

Quality Control Summary

 Client Name: Chevron
 Reported: 05/13/09 at 03:16 PM

Group Number: 1142894

Sample Matrix Quality Control

 Unspiked (UNSPK) = the sample used in conjunction with the matrix spike
 Background (BKG) = the sample used in conjunction with the duplicate

<u>Analysis Name</u>	<u>MS</u> <u>%REC</u>	<u>MSD</u> <u>%REC</u>	<u>MS/MSD</u> <u>Limits</u>	<u>RPD</u> <u>RPD</u>	<u>RPD</u> <u>MAX</u>	<u>BKG</u> <u>Conc</u>	<u>DUP</u> <u>Conc</u>	<u>DUP</u> <u>RPD</u>	<u>Dup RPD</u> <u>Max</u>
Benzene	104	106	80-126	1	30				
Bromodichloromethane	107	107	78-125	0	30				
Bromoform	97	102	62-113	5	30				
Bromomethane	86	85	48-136	1	30				
Carbon Tetrachloride	130	129	81-138	1	30				
Chlorobenzene	111	114	86-118	2	30				
Chloroethane	94	92	58-134	2	30				
Chloroform	114	115	81-134	1	30				
Chloromethane	95	98	67-154	3	30				
Dibromochloromethane	108	112	74-116	4	30				
1,2-Dichlorobenzene	108	110	83-113	2	30				
1,3-Dichlorobenzene	108	110	82-115	2	30				
1,4-Dichlorobenzene	109	111	83-113	2	30				
1,1-Dichloroethane	101	103	84-129	2	30				
1,2-Dichloroethane	124	123	66-141	0	30				
1,1-Dichloroethene	127	129	87-134	1	30				
cis-1,2-Dichloroethene	110	112	85-125	2	30				
trans-1,2-Dichloroethene	117	116	87-126	1	30				
1,2-Dichloropropane	94	95	83-124	1	30				
cis-1,3-Dichloropropene	91	92	77-117	1	30				
trans-1,3-Dichloropropene	92	95	74-119	4	30				
Ethylbenzene	108	112	77-125	3	30				
Freon 113	134	132	89-148	1	30				
Methyl Tertiary Butyl Ether	98	100	72-126	2	30				
Methylene Chloride	105	105	79-120	0	30				
1,1,2,2-Tetrachloroethane	79	80	73-119	1	30				
Tetrachloroethene	129*	133*	80-128	3	30				
Toluene	111	113	80-125	2	30				
1,1,1-Trichloroethane	127	129	85-151	2	30				
1,1,2-Trichloroethane	106	109	77-124	3	30				
Trichloroethene	113	116	88-125	3	30				
Trichlorofluoromethane	151	152	73-152	0	30				
Vinyl Chloride	94	98	65-147	4	30				
m+p-Xylene	112	113	79-125	1	30				
o-Xylene	106	107	79-125	1	30				

Batch number: W091322AA

Sample number(s): 5660477-5660478 UNSPK: P660973

Benzene	102	105	80-126	2	30				
Bromodichloromethane	100	102	78-125	2	30				
Bromoform	91	92	62-113	1	30				
Bromomethane	61	60	48-136	2	30				
Carbon Tetrachloride	106	108	81-138	2	30				
Chlorobenzene	104	106	86-118	2	30				
Chloroethane	77	74	58-134	4	30				
Chloroform	105	108	81-134	3	30				
Chloromethane	105	104	67-154	1	30				
Dibromochloromethane	94	94	74-116	0	30				
1,2-Dichlorobenzene	102	104	83-113	2	30				
1,3-Dichlorobenzene	102	105	82-115	3	30				
1,4-Dichlorobenzene	103	105	83-113	2	30				
1,1-Dichloroethane	104	106	84-129	2	30				
1,2-Dichloroethane	103	104	66-141	0	30				
1,1-Dichloroethene	112	111	87-134	1	30				

*- Outside of specification

- (1) The result for one or both determinations was less than five times the LOQ.
- (2) The unspiked result was more than four times the spike added.

Quality Control Summary

 Client Name: Chevron
 Reported: 05/13/09 at 03:16 PM

Group Number: 1142894

Sample Matrix Quality Control

 Unspiked (UNSPK) = the sample used in conjunction with the matrix spike
 Background (BKG) = the sample used in conjunction with the duplicate

<u>Analysis Name</u>	<u>MS</u> <u>%REC</u>	<u>MSD</u> <u>%REC</u>	<u>MS/MSD</u> <u>Limits</u>	<u>RPD</u> <u>RPD</u>	<u>RPD</u> <u>MAX</u>	<u>BKG</u> <u>Conc</u>	<u>DUP</u> <u>Conc</u>	<u>DUP</u> <u>RPD</u>	<u>Dup RPD</u> <u>Max</u>
cis-1,2-Dichloroethene	103	104	85-125	1	30				
trans-1,2-Dichloroethene	106	108	87-126	2	30				
1,2-Dichloropropane	101	103	83-124	2	30				
cis-1,3-Dichloropropene	97	99	77-117	2	30				
trans-1,3-Dichloropropene	95	97	74-119	2	30				
Ethylbenzene	103	105	77-125	1	30				
Freon 113	112	114	89-148	2	30				
Methyl Tertiary Butyl Ether	97	98	72-126	1	30				
Methylene Chloride	102	103	79-120	1	30				
1,1,2,2-Tetrachloroethane	103	105	73-119	1	30				
Tetrachloroethene	103	105	80-128	2	30				
Toluene	104	105	80-125	1	30				
1,1,1-Trichloroethane	106	108	85-151	2	30				
1,1,2-Trichloroethane	101	102	77-124	2	30				
Trichloroethene	106	109	88-125	3	30				
Trichlorofluoromethane	103	101	73-152	2	30				
Vinyl Chloride	98	98	65-147	0	30				
m+p-Xylene	106	106	79-125	0	30				
o-Xylene	103	105	79-125	1	30				

 Batch number: 09126F20A
 TPH-GRO N. CA water C6-C12

 Sample number(s): 5660475-5660478 UNSPK: P659337
 109 63-154

Surrogate Quality Control

Surrogate recoveries which are outside of the QC window are confirmed unless attributed to dilution or otherwise noted on the Analysis Report.

 Analysis Name: TPH-GRO N. CA water C6-C12
 Batch number: 09126F20A
 Trifluorotoluene-F

5660475	98
5660476	97
5660477	97
5660478	99
Blank	95
LCS	112
LCSD	111
MS	122

Limits: 63-135

 Analysis Name: BTEX+MTBE by 8260B
 Batch number: D091253AA
 Dibromofluoromethane

	Dibromofluoromethane	1,2-Dichloroethane-d4	Toluene-d8	4-Bromofluorobenzene
5660475	105	106	100	99
Blank	107	107	100	99
LCS	108	110	102	105

*- Outside of specification

- (1) The result for one or both determinations was less than five times the LOQ.
- (2) The unspiked result was more than four times the spike added.

Quality Control Summary

Client Name: Chevron
Reported: 05/13/09 at 03:16 PM

Group Number: 1142894

Surrogate Quality Control

MS	105	108	98	104
MSD	104	107	96	102
Limits:	80-116	77-113	80-113	78-113
Analysis Name: EPA SW846/8260 (water)				
Batch number: W091263AA				
	Dibromofluoromethane	1,2-Dichloroethane-d4	Toluene-d8	4-Bromofluorobenzene
5660476	91	87	88	81
Blank	93	85	86	81
LCS	93	87	90	89
MS	93	85	90	90
MSD	92	87	92	92
Limits:	80-116	77-113	80-113	78-113
Analysis Name: EPA SW846/8260 (water)				
Batch number: W091322AA				
	Dibromofluoromethane	1,2-Dichloroethane-d4	Toluene-d8	4-Bromofluorobenzene
5660477	87	87	90	89
5660478	87	86	90	88
Blank	87	88	90	89
LCS	88	90	91	91
MS	88	90	90	92
MSD	88	90	90	91
Limits:	80-116	77-113	80-113	78-113

*- Outside of specification

- (1) The result for one or both determinations was less than five times the LOQ.
- (2) The unspiked result was more than four times the spike added.

Chevron California Region Analysis Request/Chain of Custody



SERVICE ORDER # 20-6265

11964

For Lancaster Laboratories use only

248225

Acct. #: ~~12099~~ + Sample #: ~~5060475-78~~

SCR#:

③ MBL 51109

~~F-5330840-13~~

Group # 1142894

Facility #: SS#206265 6166M ID: SLT 2007076
 Site Address: 1520 POWELL ST. EMERYVILLE, CA.
 Chevron PM: TOM BRUNS Lead Consultant: ARCADIS
 Consultant/Office: 2033 NORTH MOUNTAIN ST. SUITE 340 MOUNTAIN VIEW, CA 94039
 Consultant Prj. Mgr.: JENNIFER WAGNER
 Consultant Phone #: 925.296.7819 Fax #: _____
 Sampler: H. Tauscher, D. Wesselhoft
 Service Order #: _____ Non SAR: _____

Analyses Requested

Preservation Codes	
Total Number of Containers: _____ Grab: _____ Composite: _____ BTEX + MTBE 8260 <input type="checkbox"/> 8021 <input checked="" type="checkbox"/> TPH 8015 MOD GRO _____ TPH 8015 MOD DRO <input type="checkbox"/> Silica Gel Cleanup _____ 8260 full scan _____ Oxygenates _____ Lead 7420 <input type="checkbox"/> 7421 <input type="checkbox"/> <u>HWOC's (8260)</u>	Preservative Codes H = HCl T = Thiosulfate N = HNO ₃ B = NaOH S = H ₂ SO ₄ O = Other <input type="checkbox"/> J value reporting needed <input type="checkbox"/> Must meet lowest detection limits possible for 8260 compounds 8021 MTBE Confirmation <input type="checkbox"/> Confirm highest hit by 8260 <input type="checkbox"/> Confirm all hits by 8260 <input type="checkbox"/> Run ___ oxy's on highest hit <input type="checkbox"/> Run ___ oxy's on all hits

Field Point Name	Matrix	Repeat Sample	Top Depth	Year Month Day	Time Collected	New Field Pt.	Grab	Composite	Total Number of Containers	BTEX + MTBE 8260	TPH 8015 MOD GRO	TPH 8015 MOD DRO	8260 full scan	Oxygenates	Lead 7420	7421	8021
Trip Blank				09 04 30	0930				2	✓	✓						
MW-17				09 04 30	+1000	Ⓢ F1100			69	✓	✓						
MW-18				09 04 30	1035				69	✓	✓						
MW-19A				09 04 30	1000				69	✓	✓						

Comments / Remarks
 * This work order is under a separate Service Order for site 20-6265.

Turnaround Time Requested (TAT) (please circle)
 STD. TAT: 72 hour 48 hour
 24 hour 4 day 5 day

Data Package Options (please circle if required)
 QC Summary Type I - Full
 Type VI (Raw Data) Coelt Deliverable not needed
 WIP (RWQCB)
 Disk

Relinquished by: <u>[Signature]</u>	Date: <u>04/30/09</u>	Time: <u>5:00</u>	Received by: <u>FED EX</u>	Date: <u>04/30/09</u>	Time: <u>5:00</u>
Relinquished by: _____	Date: _____	Time: _____	Received by: _____	Date: _____	Time: _____
Relinquished by Commercial Carrier: _____	Date: _____	Time: _____	Received by: <u>[Signature]</u>	Date: <u>5-15-09</u>	Time: <u>0915</u>
UPS <u>FedEx</u> Other _____	Temperature Upon Receipt <u>4.4-5.3C°</u>		Custody Seals Intact? <u>Yes</u> No		

Lancaster Laboratories Explanation of Symbols and Abbreviations

The following defines common symbols and abbreviations used in reporting technical data:

N.D.	none detected	BMQL	Below Minimum Quantitation Level
TNTC	Too Numerous To Count	MPN	Most Probable Number
IU	International Units	CP Units	cobalt-chloroplatinate units
umhos/cm	micromhos/cm	NTU	nephelometric turbidity units
C	degrees Celsius	F	degrees Fahrenheit
Cal	(diet) calories	lb.	pound(s)
meq	milliequivalents	kg	kilogram(s)
g	gram(s)	mg	milligram(s)
ug	microgram(s)	l	liter(s)
ml	milliliter(s)	ul	microliter(s)
m3	cubic meter(s)	fib >5 um/ml	fibers greater than 5 microns in length per ml
<	less than – The number following the sign is the <u>limit of quantitation</u> , the smallest amount of analyte which can be reliably determined using this specific test.		
>	greater than		
ppm	parts per million – One ppm is equivalent to one milligram per kilogram (mg/kg), or one gram per million grams. For aqueous liquids, ppm is usually taken to be equivalent to milligrams per liter (mg/l), because one liter of water has a weight very close to a kilogram. For gases or vapors, one ppm is equivalent to one microliter of gas per liter of gas.		
ppb	parts per billion		
Dry weight basis	Results printed under this heading have been adjusted for moisture content. This increases the analyte weight concentration to approximate the value present in a similar sample without moisture.		

U.S. EPA data qualifiers:

Organic Qualifiers

A	TIC is a possible aldol-condensation product
B	Analyte was also detected in the blank
C	Pesticide result confirmed by GC/MS
D	Compound quantitated on a diluted sample
E	Concentration exceeds the calibration range of the instrument
J	Estimated value
N	Presumptive evidence of a compound (TICs only)
P	Concentration difference between primary and confirmation columns >25%
U	Compound was not detected
X,Y,Z	Defined in case narrative

Inorganic Qualifiers

B	Value is <CRDL, but ≥IDL
E	Estimated due to interference
M	Duplicate injection precision not met
N	Spike amount not within control limits
S	Method of standard additions (MSA) used for calculation
U	Compound was not detected
W	Post digestion spike out of control limits
*	Duplicate analysis not within control limits
+	Correlation coefficient for MSA <0.995

Analytical test results for methods listed on the laboratories' accreditation scope meet all requirements of NELAC unless otherwise noted under the individual analysis.

Tests results relate only to the sample tested. Clients should be aware that a critical step in a chemical or microbiological analysis is the collection of the sample. Unless the sample analyzed is truly representative of the bulk of material involved, the test results will be meaningless. If you have questions regarding the proper techniques of collecting samples, please contact us. We cannot be held responsible for sample integrity, however, unless sampling has been performed by a member of our staff. This report shall not be reproduced except in full, without the written approval of the laboratory.

WARRANTY AND LIMITS OF LIABILITY – In accepting analytical work, we warrant the accuracy of test results for the sample as submitted. THE FOREGOING EXPRESS WARRANTY IS EXCLUSIVE AND IS GIVEN IN LIEU OF ALL OTHER WARRANTIES, EXPRESSED OR IMPLIED. WE DISCLAIM ANY OTHER WARRANTIES, EXPRESSED OR IMPLIED, INCLUDING A WARRANTY OF FITNESS FOR PARTICULAR PURPOSE AND WARRANTY OF MERCHANTABILITY. IN NO EVENT SHALL LANCASTER LABORATORIES BE LIABLE FOR INDIRECT, SPECIAL, CONSEQUENTIAL, OR INCIDENTAL DAMAGES INCLUDING, BUT NOT LIMITED TO, DAMAGES FOR LOSS OF PROFIT OR GOODWILL REGARDLESS OF (A) THE NEGLIGENCE (EITHER SOLE OR CONCURRENT) OF LANCASTER LABORATORIES AND (B) WHETHER LANCASTER LABORATORIES HAS BEEN INFORMED OF THE POSSIBILITY OF SUCH DAMAGES. We accept no legal responsibility for the purposes for which the client uses the test results. No purchase order or other order for work shall be accepted by Lancaster Laboratories which includes any conditions that vary from the Standard Terms and Conditions of Lancaster Laboratories and we hereby object to any conflicting terms contained in any acceptance or order submitted by client.

ANALYTICAL RESULTS

Prepared for:

Chevron
6001 Bollinger Canyon Rd L4310
San Ramon CA 94583

925-842-8582

Prepared by:

Lancaster Laboratories
2425 New Holland Pike
Lancaster, PA 17605-2425

July 01, 2009

SAMPLE GROUP

The sample group for this submittal is 1150745. Samples arrived at the laboratory on Thursday, June 25, 2009. The PO# for this group is 0015039648 and the release number is BAUHS.

<u>Client Description</u>	<u>Lancaster Labs Number</u>
MW-17-W-090624 Grab Water	5708398
MWX-3-W-090624 Grab Water	5708399
MW-18-W-090624 Grab Water	5708400
MW-18-W-090624 MS Grab Water	5708401
MW-18-W-090624 MSD Grab Water	5708402
MWX-11A-W-090624 Grab Water	5708403
MWX-10A-W-090624 Grab Water	5708404
MWX-8-W-090624 Grab Water	5708405
MW-19A-W-090624 Grab Water	5708406
MWX-2-W-090624 Grab Water	5708407
DUP-W-090624 Grab Water	5708408
MWX-9-W-090624 Grab Water	5708409
QA-O-090624 Grab Water	5708410
MWX-6-W-090624 Grab Water	5708411
QA-T-090624 NA Water	5708412

METHODOLOGY

The specific methodologies used in obtaining the enclosed analytical results are indicated on the Laboratory Sample Analysis Record.

ELECTRONIC Arcadis BBL
COPY TO

Attn: Jennifer Wagler

Questions? Contact your Client Services Representative
Jill M Parker at (717) 656-2300

Respectfully Submitted,



Robin C. Runkle
Senior Specialist



Analysis Report

2425 New Holland Pike, PO Box 12425, Lancaster, PA 17605-2425 • 717-656-2300 Fax: 717-656-2681 • www.lancasterlabs.com

Lancaster Laboratories Sample No. WW 5708398

Group No. 1150745
CA

MW-17-W-090624 Grab Water
Facility# 206265 BBLW
1520 Powell St-Emeryville SLT2007076 MW-17

Collected: 06/24/2009 09:10 by CM

Account Number: 11964

Submitted: 06/25/2009 09:00
Reported: 07/01/2009 at 09:49
Discard: 08/01/2009

Chevron
6001 Bollinger Canyon Rd L4310
San Ramon CA 94583

EMM17

CAT No.	Analysis Name	CAS Number	As Received Result	As Received Method Detection Limit	Dilution Factor
SW-846 8260B GC/MS Volatiles			ug/l	ug/l	
05382	Bromodichloromethane	75-27-4	N.D.	1	1
05382	Bromoform	75-25-2	N.D.	1	1
05382	Bromomethane	74-83-9	N.D.	1	1
05382	Carbon Tetrachloride	56-23-5	N.D.	1	1
05382	Chlorobenzene	108-90-7	N.D.	0.8	1
05382	Chloroethane	75-00-3	N.D.	1	1
05382	Chloroform	67-66-3	N.D.	0.8	1
05382	Chloromethane	74-87-3	N.D.	1	1
05382	Dibromochloromethane	124-48-1	N.D.	1	1
05382	1,2-Dichlorobenzene	95-50-1	N.D.	1	1
05382	1,3-Dichlorobenzene	541-73-1	N.D.	1	1
05382	1,4-Dichlorobenzene	106-46-7	N.D.	1	1
05382	1,1-Dichloroethane	75-34-3	N.D.	1	1
05382	1,2-Dichloroethane	107-06-2	N.D.	0.5	1
05382	1,1-Dichloroethene	75-35-4	N.D.	0.8	1
05382	cis-1,2-Dichloroethene	156-59-2	2	0.8	1
05382	trans-1,2-Dichloroethene	156-60-5	N.D.	0.8	1
05382	1,2-Dichloropropane	78-87-5	N.D.	1	1
08202	cis-1,3-Dichloropropene	10061-01-5	N.D.	1	1
08202	trans-1,3-Dichloropropene	10061-02-6	N.D.	1	1
08202	Freon 113	76-13-1	N.D.	2	1
05382	Methylene Chloride	75-09-2	N.D.	2	1
05382	1,1,2,2-Tetrachloroethane	79-34-5	N.D.	1	1
05382	Tetrachloroethene	127-18-4	4	0.8	1
05382	1,1,1-Trichloroethane	71-55-6	N.D.	0.8	1
05382	1,1,2-Trichloroethane	79-00-5	N.D.	0.8	1
05382	Trichloroethene	79-01-6	8	1	1
05382	Trichlorofluoromethane	75-69-4	N.D.	2	1
05382	Vinyl Chloride	75-01-4	N.D.	1	1

General Sample Comments

State of California Lab Certification No. 2116

All QC is compliant unless otherwise noted. Please refer to the Quality Control Summary for overall QC performance data and associated samples.

Laboratory Sample Analysis Record

CAT No.	Analysis Name	Method	Trial#	Batch#	Analysis Date and Time	Analyst	Dilution Factor
01163	GC/MS VOA Water Prep	SW-846 5030B	1	N091781AA	06/27/2009 15:36	Chelsea B Eastep	1
08202	EPA SW 846/8260 - Water	SW-846 8260B	1	N091781AA	06/27/2009 15:36	Chelsea B Eastep	1
05382	EPA SW846/8260 (water)	SW-846 8260B	1	N091781AA	06/27/2009 15:36	Chelsea B Eastep	1



Analysis Report

2425 New Holland Pike, PO Box 12425, Lancaster, PA 17605-2425 • 717-656-2300 Fax: 717-656-2681 • www.lancasterlabs.com

Lancaster Laboratories Sample No. WW 5708399

Group No. 1150745
CA

MWX-3-W-090624 Grab Water

Facility# 206265 BBLW

1520 Powell St-Emeryville SLT2007076 MWX-3

Collected: 06/24/2009 10:06 by CM

Account Number: 11964

Submitted: 06/25/2009 09:00

Chevron

Reported: 07/01/2009 at 09:49

6001 Bollinger Canyon Rd L4310

Discard: 08/01/2009

San Ramon CA 94583

EMMX3

CAT No.	Analysis Name	CAS Number	As Received Result	As Received Method Detection Limit	Dilution Factor
SW-846 8260B GC/MS Volatiles			ug/l	ug/l	
05382	Bromodichloromethane	75-27-4	N.D.	2	2
05382	Bromoform	75-25-2	N.D.	2	2
05382	Bromomethane	74-83-9	N.D.	2	2
05382	Carbon Tetrachloride	56-23-5	N.D.	2	2
05382	Chlorobenzene	108-90-7	N.D.	2	2
05382	Chloroethane	75-00-3	N.D.	2	2
05382	Chloroform	67-66-3	N.D.	2	2
05382	Chloromethane	74-87-3	N.D.	2	2
05382	Dibromochloromethane	124-48-1	N.D.	2	2
05382	1,2-Dichlorobenzene	95-50-1	N.D.	2	2
05382	1,3-Dichlorobenzene	541-73-1	N.D.	2	2
05382	1,4-Dichlorobenzene	106-46-7	N.D.	2	2
05382	1,1-Dichloroethane	75-34-3	3	2	2
05382	1,2-Dichloroethane	107-06-2	N.D.	1	2
05382	1,1-Dichloroethene	75-35-4	2	2	2
05382	cis-1,2-Dichloroethene	156-59-2	670	16	20
05382	trans-1,2-Dichloroethene	156-60-5	22	2	2
05382	1,2-Dichloropropane	78-87-5	N.D.	2	2
08202	cis-1,3-Dichloropropene	10061-01-5	N.D.	2	2
08202	trans-1,3-Dichloropropene	10061-02-6	N.D.	2	2
08202	Freon 113	76-13-1	N.D.	4	2
05382	Methylene Chloride	75-09-2	N.D.	4	2
05382	1,1,2,2-Tetrachloroethane	79-34-5	N.D.	2	2
05382	Tetrachloroethene	127-18-4	N.D.	2	2
05382	1,1,1-Trichloroethane	71-55-6	N.D.	2	2
05382	1,1,2-Trichloroethane	79-00-5	N.D.	2	2
05382	Trichloroethene	79-01-6	2,100	20	20
05382	Trichlorofluoromethane	75-69-4	N.D.	4	2
05382	Vinyl Chloride	75-01-4	24	2	2

General Sample Comments

State of California Lab Certification No. 2116

All QC is compliant unless otherwise noted. Please refer to the Quality Control Summary for overall QC performance data and associated samples.

Laboratory Sample Analysis Record

CAT No.	Analysis Name	Method	Trial#	Batch#	Analysis Date and Time	Analyst	Dilution Factor
01163	GC/MS VOA Water Prep	SW-846 5030B	1	N091781AA	06/27/2009 15:59	Chelsea B Eastep	2
01163	GC/MS VOA Water Prep	SW-846 5030B	2	N091781AA	06/27/2009 16:22	Chelsea B Eastep	20
08202	EPA SW 846/8260 - Water	SW-846 8260B	1	N091781AA	06/27/2009 15:59	Chelsea B Eastep	2
05382	EPA SW846/8260 (water)	SW-846 8260B	1	N091781AA	06/27/2009 15:59	Chelsea B Eastep	2
05382	EPA SW846/8260 (water)	SW-846 8260B	1	N091781AA	06/27/2009 16:22	Chelsea B Eastep	20



Analysis Report

2425 New Holland Pike, PO Box 12425, Lancaster, PA 17605-2425 • 717-656-2300 Fax: 717-656-2681 • www.lancasterlabs.com

Lancaster Laboratories Sample No. WW 5708400

Group No. 1150745
CA

MW-18-W-090624 Grab Water

Facility# 206265 BBLW

1520 Powell St-Emeryville SLT2007076 MW-18

Collected: 06/24/2009 10:50 by CM

Account Number: 11964

Submitted: 06/25/2009 09:00

Chevron

Reported: 07/01/2009 at 09:49

6001 Bollinger Canyon Rd L4310

Discard: 08/01/2009

San Ramon CA 94583

EMM18

CAT No.	Analysis Name	CAS Number	As Received Result	As Received Method Detection Limit	Dilution Factor
SW-846 8260B GC/MS Volatiles			ug/l	ug/l	
05382	Bromodichloromethane	75-27-4	N.D.	1	1
05382	Bromoform	75-25-2	N.D.	1	1
05382	Bromomethane	74-83-9	N.D.	1	1
05382	Carbon Tetrachloride	56-23-5	N.D.	1	1
05382	Chlorobenzene	108-90-7	N.D.	0.8	1
05382	Chloroethane	75-00-3	N.D.	1	1
05382	Chloroform	67-66-3	N.D.	0.8	1
05382	Chloromethane	74-87-3	N.D.	1	1
05382	Dibromochloromethane	124-48-1	N.D.	1	1
05382	1,2-Dichlorobenzene	95-50-1	N.D.	1	1
05382	1,3-Dichlorobenzene	541-73-1	N.D.	1	1
05382	1,4-Dichlorobenzene	106-46-7	N.D.	1	1
05382	1,1-Dichloroethane	75-34-3	N.D.	1	1
05382	1,2-Dichloroethane	107-06-2	N.D.	0.5	1
05382	1,1-Dichloroethene	75-35-4	N.D.	0.8	1
05382	cis-1,2-Dichloroethene	156-59-2	1	0.8	1
05382	trans-1,2-Dichloroethene	156-60-5	N.D.	0.8	1
05382	1,2-Dichloropropane	78-87-5	N.D.	1	1
08202	cis-1,3-Dichloropropene	10061-01-5	N.D.	1	1
08202	trans-1,3-Dichloropropene	10061-02-6	N.D.	1	1
08202	Freon 113	76-13-1	N.D.	2	1
05382	Methylene Chloride	75-09-2	N.D.	2	1
05382	1,1,2,2-Tetrachloroethane	79-34-5	N.D.	1	1
05382	Tetrachloroethene	127-18-4	6	0.8	1
05382	1,1,1-Trichloroethane	71-55-6	N.D.	0.8	1
05382	1,1,2-Trichloroethane	79-00-5	N.D.	0.8	1
05382	Trichloroethene	79-01-6	8	1	1
05382	Trichlorofluoromethane	75-69-4	N.D.	2	1
05382	Vinyl Chloride	75-01-4	N.D.	1	1

General Sample Comments

State of California Lab Certification No. 2116

All QC is compliant unless otherwise noted. Please refer to the Quality Control Summary for overall QC performance data and associated samples.

Laboratory Sample Analysis Record

CAT No.	Analysis Name	Method	Trial#	Batch#	Analysis Date and Time	Analyst	Dilution Factor
01163	GC/MS VOA Water Prep	SW-846 5030B	1	N091781AA	06/27/2009 14:03	Chelsea B Eastep	1
08202	EPA SW 846/8260 - Water	SW-846 8260B	1	N091781AA	06/27/2009 14:03	Chelsea B Eastep	1
05382	EPA SW846/8260 (water)	SW-846 8260B	1	N091781AA	06/27/2009 14:03	Chelsea B Eastep	1



Analysis Report

2425 New Holland Pike, PO Box 12425, Lancaster, PA 17605-2425 • 717-656-2300 Fax: 717-656-2681 • www.lancasterlabs.com

Lancaster Laboratories Sample No. WW 5708401

Group No. 1150745
CA

MW-18-W-090624 MS Grab Water

Facility# 206265 BBLW

1520 Powell St-Emeryville SLT2007076 MW-18

Collected: 06/24/2009 10:50 by CM

Account Number: 11964

Submitted: 06/25/2009 09:00

Chevron

Reported: 07/01/2009 at 09:49

6001 Bollinger Canyon Rd L4310

Discard: 08/01/2009

San Ramon CA 94583

EMM18

CAT No.	Analysis Name	CAS Number	As Received Result	As Received Method Detection Limit	Dilution Factor
SW-846 8260B	GC/MS Volatiles		ug/l	ug/l	
05382	Bromodichloromethane	75-27-4	19	1	1
05382	Bromoform	75-25-2	17	1	1
05382	Bromomethane	74-83-9	16	1	1
05382	Carbon Tetrachloride	56-23-5	20	1	1
05382	Chlorobenzene	108-90-7	20	0.8	1
05382	Chloroethane	75-00-3	19	1	1
05382	Chloroform	67-66-3	20	0.8	1
05382	Chloromethane	74-87-3	21	1	1
05382	Dibromochloromethane	124-48-1	18	1	1
05382	1,2-Dichlorobenzene	95-50-1	20	1	1
05382	1,3-Dichlorobenzene	541-73-1	20	1	1
05382	1,4-Dichlorobenzene	106-46-7	20	1	1
05382	1,1-Dichloroethane	75-34-3	21	1	1
05382	1,2-Dichloroethane	107-06-2	20	0.5	1
05382	1,1-Dichloroethene	75-35-4	21	0.8	1
05382	cis-1,2-Dichloroethene	156-59-2	21	0.8	1
05382	trans-1,2-Dichloroethene	156-60-5	21	0.8	1
05382	1,2-Dichloropropane	78-87-5	20	1	1
08202	cis-1,3-Dichloropropene	10061-01-5	19	1	1
08202	trans-1,3-Dichloropropene	10061-02-6	19	1	1
08202	Freon 113	76-13-1	23	2	1
05382	Methylene Chloride	75-09-2	19	2	1
05382	1,1,2,2-Tetrachloroethane	79-34-5	19	1	1
05382	Tetrachloroethene	127-18-4	27	0.8	1
05382	1,1,1-Trichloroethane	71-55-6	20	0.8	1
05382	1,1,2-Trichloroethane	79-00-5	20	0.8	1
05382	Trichloroethene	79-01-6	29	1	1
05382	Trichlorofluoromethane	75-69-4	22	2	1
05382	Vinyl Chloride	75-01-4	20	1	1

General Sample Comments

State of California Lab Certification No. 2116

All QC is compliant unless otherwise noted. Please refer to the Quality Control Summary for overall QC performance data and associated samples.

Laboratory Sample Analysis Record

CAT No.	Analysis Name	Method	Trial#	Batch#	Analysis Date and Time	Analyst	Dilution Factor
01163	GC/MS VOA Water Prep	SW-846 5030B	1	N091781AA	06/27/2009 14:26	Chelsea B Eastep	1
08202	EPA SW 846/8260 - Water	SW-846 8260B	1	N091781AA	06/27/2009 14:26	Chelsea B Eastep	1
05382	EPA SW846/8260 (water)	SW-846 8260B	1	N091781AA	06/27/2009 14:26	Chelsea B Eastep	1



Analysis Report

2425 New Holland Pike, PO Box 12425, Lancaster, PA 17605-2425 • 717-656-2300 Fax: 717-656-2681 • www.lancasterlabs.com

Lancaster Laboratories Sample No. WW 5708402

Group No. 1150745
CA

MW-18-W-090624 MSD Grab Water

Facility# 206265 BBLW

1520 Powell St-Emeryville SLT2007076 MW-18

Collected: 06/24/2009 10:50 by CM

Account Number: 11964

Submitted: 06/25/2009 09:00

Chevron

Reported: 07/01/2009 at 09:49

6001 Bollinger Canyon Rd L4310

Discard: 08/01/2009

San Ramon CA 94583

EMM18

CAT No.	Analysis Name	CAS Number	As Received Result	As Received Method Detection Limit	Dilution Factor
SW-846 8260B	GC/MS Volatiles		ug/l	ug/l	
05382	Bromodichloromethane	75-27-4	19	1	1
05382	Bromoform	75-25-2	17	1	1
05382	Bromomethane	74-83-9	16	1	1
05382	Carbon Tetrachloride	56-23-5	20	1	1
05382	Chlorobenzene	108-90-7	20	0.8	1
05382	Chloroethane	75-00-3	18	1	1
05382	Chloroform	67-66-3	21	0.8	1
05382	Chloromethane	74-87-3	22	1	1
05382	Dibromochloromethane	124-48-1	19	1	1
05382	1,2-Dichlorobenzene	95-50-1	20	1	1
05382	1,3-Dichlorobenzene	541-73-1	20	1	1
05382	1,4-Dichlorobenzene	106-46-7	20	1	1
05382	1,1-Dichloroethane	75-34-3	20	1	1
05382	1,2-Dichloroethane	107-06-2	20	0.5	1
05382	1,1-Dichloroethene	75-35-4	22	0.8	1
05382	cis-1,2-Dichloroethene	156-59-2	22	0.8	1
05382	trans-1,2-Dichloroethene	156-60-5	21	0.8	1
05382	1,2-Dichloropropane	78-87-5	20	1	1
08202	cis-1,3-Dichloropropene	10061-01-5	19	1	1
08202	trans-1,3-Dichloropropene	10061-02-6	19	1	1
08202	Freon 113	76-13-1	23	2	1
05382	Methylene Chloride	75-09-2	19	2	1
05382	1,1,2,2-Tetrachloroethane	79-34-5	19	1	1
05382	Tetrachloroethene	127-18-4	27	0.8	1
05382	1,1,1-Trichloroethane	71-55-6	20	0.8	1
05382	1,1,2-Trichloroethane	79-00-5	20	0.8	1
05382	Trichloroethene	79-01-6	30	1	1
05382	Trichlorofluoromethane	75-69-4	23	2	1
05382	Vinyl Chloride	75-01-4	20	1	1

General Sample Comments

State of California Lab Certification No. 2116

All QC is compliant unless otherwise noted. Please refer to the Quality Control Summary for overall QC performance data and associated samples.

Laboratory Sample Analysis Record

CAT No.	Analysis Name	Method	Trial#	Batch#	Analysis Date and Time	Analyst	Dilution Factor
01163	GC/MS VOA Water Prep	SW-846 5030B	1	N091781AA	06/27/2009 14:49	Chelsea B Eastep	1
08202	EPA SW 846/8260 - Water	SW-846 8260B	1	N091781AA	06/27/2009 14:49	Chelsea B Eastep	1
05382	EPA SW846/8260 (water)	SW-846 8260B	1	N091781AA	06/27/2009 14:49	Chelsea B Eastep	1



Analysis Report

2425 New Holland Pike, PO Box 12425, Lancaster, PA 17605-2425 • 717-656-2300 Fax: 717-656-2681 • www.lancasterlabs.com

Lancaster Laboratories Sample No. WW 5708403

Group No. 1150745
CA

MWX-11A-W-090624 Grab Water

Facility# 206265 BBLW

1520 Powell St-Emeryville SLT2007076 MWX-11A

Collected: 06/24/2009 11:45 by CM

Account Number: 11964

Submitted: 06/25/2009 09:00

Chevron

Reported: 07/01/2009 at 09:49

6001 Bollinger Canyon Rd L4310

Discard: 08/01/2009

San Ramon CA 94583

EM11A

CAT No.	Analysis Name	CAS Number	As Received Result	As Received Method Detection Limit	Dilution Factor
SW-846 8260B GC/MS Volatiles			ug/l	ug/l	
05382	Bromodichloromethane	75-27-4	N.D.	1	1
05382	Bromoform	75-25-2	N.D.	1	1
05382	Bromomethane	74-83-9	N.D.	1	1
05382	Carbon Tetrachloride	56-23-5	N.D.	1	1
05382	Chlorobenzene	108-90-7	N.D.	0.8	1
05382	Chloroethane	75-00-3	N.D.	1	1
05382	Chloroform	67-66-3	N.D.	0.8	1
05382	Chloromethane	74-87-3	N.D.	1	1
05382	Dibromochloromethane	124-48-1	N.D.	1	1
05382	1,2-Dichlorobenzene	95-50-1	N.D.	1	1
05382	1,3-Dichlorobenzene	541-73-1	N.D.	1	1
05382	1,4-Dichlorobenzene	106-46-7	N.D.	1	1
05382	1,1-Dichloroethane	75-34-3	N.D.	1	1
05382	1,2-Dichloroethane	107-06-2	N.D.	0.5	1
05382	1,1-Dichloroethene	75-35-4	N.D.	0.8	1
05382	cis-1,2-Dichloroethene	156-59-2	2	0.8	1
05382	trans-1,2-Dichloroethene	156-60-5	N.D.	0.8	1
05382	1,2-Dichloropropane	78-87-5	N.D.	1	1
08202	cis-1,3-Dichloropropene	10061-01-5	N.D.	1	1
08202	trans-1,3-Dichloropropene	10061-02-6	N.D.	1	1
08202	Freon 113	76-13-1	N.D.	2	1
05382	Methylene Chloride	75-09-2	N.D.	2	1
05382	1,1,2,2-Tetrachloroethane	79-34-5	N.D.	1	1
05382	Tetrachloroethene	127-18-4	N.D.	0.8	1
05382	1,1,1-Trichloroethane	71-55-6	N.D.	0.8	1
05382	1,1,2-Trichloroethane	79-00-5	N.D.	0.8	1
05382	Trichloroethene	79-01-6	3	1	1
05382	Trichlorofluoromethane	75-69-4	N.D.	2	1
05382	Vinyl Chloride	75-01-4	N.D.	1	1

General Sample Comments

State of California Lab Certification No. 2116

All QC is compliant unless otherwise noted. Please refer to the Quality Control Summary for overall QC performance data and associated samples.

Laboratory Sample Analysis Record

CAT No.	Analysis Name	Method	Trial#	Batch#	Analysis Date and Time	Analyst	Dilution Factor
01163	GC/MS VOA Water Prep	SW-846 5030B	1	Y091771AA	06/26/2009 16:51	Nicholas R Rossi	1
08202	EPA SW 846/8260 - Water	SW-846 8260B	1	Y091771AA	06/26/2009 16:51	Nicholas R Rossi	1
05382	EPA SW846/8260 (water)	SW-846 8260B	1	Y091771AA	06/26/2009 16:51	Nicholas R Rossi	1



Analysis Report

2425 New Holland Pike, PO Box 12425, Lancaster, PA 17605-2425 • 717-656-2300 Fax: 717-656-2681 • www.lancasterlabs.com

Lancaster Laboratories Sample No. WW 5708404

Group No. 1150745
CA

MWX-10A-W-090624 Grab Water

Facility# 206265 BBLW

1520 Powell St-Emeryville SLT2007076 MWX-10A

Collected: 06/24/2009 12:45 by CM

Account Number: 11964

Submitted: 06/25/2009 09:00

Chevron

Reported: 07/01/2009 at 09:49

6001 Bollinger Canyon Rd L4310

Discard: 08/01/2009

San Ramon CA 94583

EMX10

CAT No.	Analysis Name	CAS Number	As Received Result	As Received Method Detection Limit	Dilution Factor
SW-846 8260B GC/MS Volatiles			ug/l	ug/l	
05382	Bromodichloromethane	75-27-4	N.D.	1	1
05382	Bromoform	75-25-2	N.D.	1	1
05382	Bromomethane	74-83-9	N.D.	1	1
05382	Carbon Tetrachloride	56-23-5	N.D.	1	1
05382	Chlorobenzene	108-90-7	N.D.	0.8	1
05382	Chloroethane	75-00-3	N.D.	1	1
05382	Chloroform	67-66-3	N.D.	0.8	1
05382	Chloromethane	74-87-3	N.D.	1	1
05382	Dibromochloromethane	124-48-1	N.D.	1	1
05382	1,2-Dichlorobenzene	95-50-1	N.D.	1	1
05382	1,3-Dichlorobenzene	541-73-1	N.D.	1	1
05382	1,4-Dichlorobenzene	106-46-7	N.D.	1	1
05382	1,1-Dichloroethane	75-34-3	N.D.	1	1
05382	1,2-Dichloroethane	107-06-2	N.D.	0.5	1
05382	1,1-Dichloroethene	75-35-4	N.D.	0.8	1
05382	cis-1,2-Dichloroethene	156-59-2	2	0.8	1
05382	trans-1,2-Dichloroethene	156-60-5	N.D.	0.8	1
05382	1,2-Dichloropropane	78-87-5	N.D.	1	1
08202	cis-1,3-Dichloropropene	10061-01-5	N.D.	1	1
08202	trans-1,3-Dichloropropene	10061-02-6	N.D.	1	1
08202	Freon 113	76-13-1	N.D.	2	1
05382	Methylene Chloride	75-09-2	N.D.	2	1
05382	1,1,2,2-Tetrachloroethane	79-34-5	N.D.	1	1
05382	Tetrachloroethene	127-18-4	N.D.	0.8	1
05382	1,1,1-Trichloroethane	71-55-6	N.D.	0.8	1
05382	1,1,2-Trichloroethane	79-00-5	N.D.	0.8	1
05382	Trichloroethene	79-01-6	17	1	1
05382	Trichlorofluoromethane	75-69-4	N.D.	2	1
05382	Vinyl Chloride	75-01-4	N.D.	1	1

General Sample Comments

State of California Lab Certification No. 2116

All QC is compliant unless otherwise noted. Please refer to the Quality Control Summary for overall QC performance data and associated samples.

Laboratory Sample Analysis Record

CAT No.	Analysis Name	Method	Trial#	Batch#	Analysis Date and Time	Analyst	Dilution Factor
01163	GC/MS VOA Water Prep	SW-846 5030B	1	Y091771AA	06/26/2009 17:12	Nicholas R Rossi	1
08202	EPA SW 846/8260 - Water	SW-846 8260B	1	Y091771AA	06/26/2009 17:12	Nicholas R Rossi	1
05382	EPA SW846/8260 (water)	SW-846 8260B	1	Y091771AA	06/26/2009 17:12	Nicholas R Rossi	1



Analysis Report

2425 New Holland Pike, PO Box 12425, Lancaster, PA 17605-2425 • 717-656-2300 Fax: 717-656-2681 • www.lancasterlabs.com

Lancaster Laboratories Sample No. WW 5708405

Group No. 1150745
CA

MWX-8-W-090624 Grab Water

Facility# 206265 BBLW

1520 Powell St-Emeryville SLT2007076 MWX-8

Collected: 06/24/2009 13:20 by CM

Account Number: 11964

Submitted: 06/25/2009 09:00

Chevron

Reported: 07/01/2009 at 09:49

6001 Bollinger Canyon Rd L4310

Discard: 08/01/2009

San Ramon CA 94583

EMMX8

CAT No.	Analysis Name	CAS Number	As Received Result	As Received Method Detection Limit	Dilution Factor
SW-846 8260B GC/MS Volatiles			ug/l	ug/l	
05382	Bromodichloromethane	75-27-4	N.D.	1	1
05382	Bromoform	75-25-2	N.D.	1	1
05382	Bromomethane	74-83-9	N.D.	1	1
05382	Carbon Tetrachloride	56-23-5	N.D.	1	1
05382	Chlorobenzene	108-90-7	N.D.	0.8	1
05382	Chloroethane	75-00-3	N.D.	1	1
05382	Chloroform	67-66-3	N.D.	0.8	1
05382	Chloromethane	74-87-3	N.D.	1	1
05382	Dibromochloromethane	124-48-1	N.D.	1	1
05382	1,2-Dichlorobenzene	95-50-1	N.D.	1	1
05382	1,3-Dichlorobenzene	541-73-1	N.D.	1	1
05382	1,4-Dichlorobenzene	106-46-7	N.D.	1	1
05382	1,1-Dichloroethane	75-34-3	N.D.	1	1
05382	1,2-Dichloroethane	107-06-2	N.D.	0.5	1
05382	1,1-Dichloroethene	75-35-4	N.D.	0.8	1
05382	cis-1,2-Dichloroethene	156-59-2	84	0.8	1
05382	trans-1,2-Dichloroethene	156-60-5	3	0.8	1
05382	1,2-Dichloropropane	78-87-5	N.D.	1	1
08202	cis-1,3-Dichloropropene	10061-01-5	N.D.	1	1
08202	trans-1,3-Dichloropropene	10061-02-6	N.D.	1	1
08202	Freon 113	76-13-1	N.D.	2	1
05382	Methylene Chloride	75-09-2	N.D.	2	1
05382	1,1,2,2-Tetrachloroethane	79-34-5	2	1	1
05382	Tetrachloroethene	127-18-4	260	8	10
05382	1,1,1-Trichloroethane	71-55-6	N.D.	0.8	1
05382	1,1,2-Trichloroethane	79-00-5	N.D.	0.8	1
05382	Trichloroethene	79-01-6	64	1	1
05382	Trichlorofluoromethane	75-69-4	N.D.	2	1
05382	Vinyl Chloride	75-01-4	6	1	1

General Sample Comments

State of California Lab Certification No. 2116

All QC is compliant unless otherwise noted. Please refer to the Quality Control Summary for overall QC performance data and associated samples.

Laboratory Sample Analysis Record

CAT No.	Analysis Name	Method	Trial#	Batch#	Analysis Date and Time	Analyst	Dilution Factor
01163	GC/MS VOA Water Prep	SW-846 5030B	1	Y091771AA	06/26/2009 17:54	Nicholas R Rossi	1
01163	GC/MS VOA Water Prep	SW-846 5030B	2	Y091771AA	06/26/2009 18:15	Nicholas R Rossi	10
08202	EPA SW 846/8260 - Water	SW-846 8260B	1	Y091771AA	06/26/2009 17:54	Nicholas R Rossi	1
05382	EPA SW846/8260 (water)	SW-846 8260B	1	Y091771AA	06/26/2009 17:54	Nicholas R Rossi	1
05382	EPA SW846/8260 (water)	SW-846 8260B	1	Y091771AA	06/26/2009 18:15	Nicholas R Rossi	10



Analysis Report

2425 New Holland Pike, PO Box 12425, Lancaster, PA 17605-2425 • 717-656-2300 Fax: 717-656-2681 • www.lancasterlabs.com

Lancaster Laboratories Sample No. WW 5708406

Group No. 1150745
CA

MW-19A-W-090624 Grab Water
Facility# 206265 BBLW
1520 Powell St-Emeryville SLT2007076 MW-19A

Collected: 06/24/2009 14:10 by CM

Account Number: 11964

Submitted: 06/25/2009 09:00
Reported: 07/01/2009 at 09:49
Discard: 08/01/2009

Chevron
6001 Bollinger Canyon Rd L4310
San Ramon CA 94583

EM19A

CAT No.	Analysis Name	CAS Number	As Received Result	As Received Method Detection Limit	Dilution Factor
SW-846 8260B GC/MS Volatiles			ug/l	ug/l	
05382	Bromodichloromethane	75-27-4	N.D.	1	1
05382	Bromoform	75-25-2	N.D.	1	1
05382	Bromomethane	74-83-9	N.D.	1	1
05382	Carbon Tetrachloride	56-23-5	N.D.	1	1
05382	Chlorobenzene	108-90-7	N.D.	0.8	1
05382	Chloroethane	75-00-3	N.D.	1	1
05382	Chloroform	67-66-3	N.D.	0.8	1
05382	Chloromethane	74-87-3	N.D.	1	1
05382	Dibromochloromethane	124-48-1	N.D.	1	1
05382	1,2-Dichlorobenzene	95-50-1	N.D.	1	1
05382	1,3-Dichlorobenzene	541-73-1	N.D.	1	1
05382	1,4-Dichlorobenzene	106-46-7	N.D.	1	1
05382	1,1-Dichloroethane	75-34-3	N.D.	1	1
05382	1,2-Dichloroethane	107-06-2	N.D.	0.5	1
05382	1,1-Dichloroethene	75-35-4	N.D.	0.8	1
05382	cis-1,2-Dichloroethene	156-59-2	13	0.8	1
05382	trans-1,2-Dichloroethene	156-60-5	2	0.8	1
05382	1,2-Dichloropropane	78-87-5	N.D.	1	1
08202	cis-1,3-Dichloropropene	10061-01-5	N.D.	1	1
08202	trans-1,3-Dichloropropene	10061-02-6	N.D.	1	1
08202	Freon 113	76-13-1	N.D.	2	1
05382	Methylene Chloride	75-09-2	N.D.	2	1
05382	1,1,2,2-Tetrachloroethane	79-34-5	1	1	1
05382	Tetrachloroethene	127-18-4	310	8	10
05382	1,1,1-Trichloroethane	71-55-6	N.D.	0.8	1
05382	1,1,2-Trichloroethane	79-00-5	N.D.	0.8	1
05382	Trichloroethene	79-01-6	42	1	1
05382	Trichlorofluoromethane	75-69-4	N.D.	2	1
05382	Vinyl Chloride	75-01-4	N.D.	1	1

General Sample Comments

State of California Lab Certification No. 2116

All QC is compliant unless otherwise noted. Please refer to the Quality Control Summary for overall QC performance data and associated samples.

Laboratory Sample Analysis Record

CAT No.	Analysis Name	Method	Trial#	Batch#	Analysis Date and Time	Analyst	Dilution Factor
01163	GC/MS VOA Water Prep	SW-846 5030B	1	N091781AA	06/27/2009 16:45	Chelsea B Eastep	1
01163	GC/MS VOA Water Prep	SW-846 5030B	2	N091781AA	06/27/2009 17:08	Chelsea B Eastep	10
08202	EPA SW 846/8260 - Water	SW-846 8260B	1	N091781AA	06/27/2009 16:45	Chelsea B Eastep	1
05382	EPA SW846/8260 (water)	SW-846 8260B	1	N091781AA	06/27/2009 16:45	Chelsea B Eastep	1
05382	EPA SW846/8260 (water)	SW-846 8260B	1	N091781AA	06/27/2009 17:08	Chelsea B Eastep	10



Analysis Report

2425 New Holland Pike, PO Box 12425, Lancaster, PA 17605-2425 • 717-656-2300 Fax: 717-656-2681 • www.lancasterlabs.com

Lancaster Laboratories Sample No. WW 5708407

Group No. 1150745
CA

MWX-2-W-090624 Grab Water

Facility# 206265 BBLW

1520 Powell St-Emeryville SLT2007076 MWX-2

Collected: 06/24/2009 14:45 by CM

Account Number: 11964

Submitted: 06/25/2009 09:00

Chevron

Reported: 07/01/2009 at 09:49

6001 Bollinger Canyon Rd L4310

Discard: 08/01/2009

San Ramon CA 94583

EMMX2

CAT No.	Analysis Name	CAS Number	As Received Result	As Received Method Detection Limit	Dilution Factor
SW-846 8260B GC/MS Volatiles			ug/l	ug/l	
05382	Bromodichloromethane	75-27-4	N.D.	1	1
05382	Bromoform	75-25-2	N.D.	1	1
05382	Bromomethane	74-83-9	N.D.	1	1
05382	Carbon Tetrachloride	56-23-5	N.D.	1	1
05382	Chlorobenzene	108-90-7	N.D.	0.8	1
05382	Chloroethane	75-00-3	N.D.	1	1
05382	Chloroform	67-66-3	0.9	0.8	1
05382	Chloromethane	74-87-3	N.D.	1	1
05382	Dibromochloromethane	124-48-1	N.D.	1	1
05382	1,2-Dichlorobenzene	95-50-1	N.D.	1	1
05382	1,3-Dichlorobenzene	541-73-1	N.D.	1	1
05382	1,4-Dichlorobenzene	106-46-7	N.D.	1	1
05382	1,1-Dichloroethane	75-34-3	N.D.	1	1
05382	1,2-Dichloroethane	107-06-2	N.D.	0.5	1
05382	1,1-Dichloroethene	75-35-4	N.D.	0.8	1
05382	cis-1,2-Dichloroethene	156-59-2	38	0.8	1
05382	trans-1,2-Dichloroethene	156-60-5	3	0.8	1
05382	1,2-Dichloropropane	78-87-5	N.D.	1	1
08202	cis-1,3-Dichloropropene	10061-01-5	N.D.	1	1
08202	trans-1,3-Dichloropropene	10061-02-6	N.D.	1	1
08202	Freon 113	76-13-1	N.D.	2	1
05382	Methylene Chloride	75-09-2	N.D.	2	1
05382	1,1,2,2-Tetrachloroethane	79-34-5	N.D.	1	1
05382	Tetrachloroethene	127-18-4	20	0.8	1
05382	1,1,1-Trichloroethane	71-55-6	N.D.	0.8	1
05382	1,1,2-Trichloroethane	79-00-5	N.D.	0.8	1
05382	Trichloroethene	79-01-6	69	1	1
05382	Trichlorofluoromethane	75-69-4	N.D.	2	1
05382	Vinyl Chloride	75-01-4	6	1	1

General Sample Comments

State of California Lab Certification No. 2116

All QC is compliant unless otherwise noted. Please refer to the Quality Control Summary for overall QC performance data and associated samples.

Laboratory Sample Analysis Record

CAT No.	Analysis Name	Method	Trial#	Batch#	Analysis Date and Time	Analyst	Dilution Factor
01163	GC/MS VOA Water Prep	SW-846 5030B	1	Y091771AA	06/26/2009 18:36	Nicholas R Rossi	1
08202	EPA SW 846/8260 - Water	SW-846 8260B	1	Y091771AA	06/26/2009 18:36	Nicholas R Rossi	1
05382	EPA SW846/8260 (water)	SW-846 8260B	1	Y091771AA	06/26/2009 18:36	Nicholas R Rossi	1



Analysis Report

2425 New Holland Pike, PO Box 12425, Lancaster, PA 17605-2425 • 717-656-2300 Fax: 717-656-2681 • www.lancasterlabs.com

Lancaster Laboratories Sample No. WW 5708408

Group No. 1150745
CA

DUP-W-090624 Grab Water
Facility# 206265 BBLW
1520 Powell St-Emeryville SLT2007076 DUP

Collected: 06/24/2009 15:00 by CM

Account Number: 11964

Submitted: 06/25/2009 09:00
Reported: 07/01/2009 at 09:49
Discard: 08/01/2009

Chevron
6001 Bollinger Canyon Rd L4310
San Ramon CA 94583

EMDUP

CAT No.	Analysis Name	CAS Number	As Received Result	As Received Method Detection Limit	Dilution Factor
SW-846 8260B	GC/MS Volatiles		ug/l	ug/l	
05382	Bromodichloromethane	75-27-4	N.D.	1	1
05382	Bromoform	75-25-2	N.D.	1	1
05382	Bromomethane	74-83-9	N.D.	1	1
05382	Carbon Tetrachloride	56-23-5	N.D.	1	1
05382	Chlorobenzene	108-90-7	N.D.	0.8	1
05382	Chloroethane	75-00-3	N.D.	1	1
05382	Chloroform	67-66-3	N.D.	0.8	1
05382	Chloromethane	74-87-3	N.D.	1	1
05382	Dibromochloromethane	124-48-1	N.D.	1	1
05382	1,2-Dichlorobenzene	95-50-1	N.D.	1	1
05382	1,3-Dichlorobenzene	541-73-1	N.D.	1	1
05382	1,4-Dichlorobenzene	106-46-7	N.D.	1	1
05382	1,1-Dichloroethane	75-34-3	N.D.	1	1
05382	1,2-Dichloroethane	107-06-2	N.D.	0.5	1
05382	1,1-Dichloroethene	75-35-4	N.D.	0.8	1
05382	cis-1,2-Dichloroethene	156-59-2	91	0.8	1
05382	trans-1,2-Dichloroethene	156-60-5	4	0.8	1
05382	1,2-Dichloropropane	78-87-5	N.D.	1	1
08202	cis-1,3-Dichloropropene	10061-01-5	N.D.	1	1
08202	trans-1,3-Dichloropropene	10061-02-6	N.D.	1	1
08202	Freon 113	76-13-1	N.D.	2	1
05382	Methylene Chloride	75-09-2	N.D.	2	1
05382	1,1,2,2-Tetrachloroethane	79-34-5	N.D.	1	1
05382	Tetrachloroethene	127-18-4	23	0.8	1
05382	1,1,1-Trichloroethane	71-55-6	N.D.	0.8	1
05382	1,1,2-Trichloroethane	79-00-5	N.D.	0.8	1
05382	Trichloroethene	79-01-6	60	1	1
05382	Trichlorofluoromethane	75-69-4	N.D.	2	1
05382	Vinyl Chloride	75-01-4	17	1	1

General Sample Comments

State of California Lab Certification No. 2116

All QC is compliant unless otherwise noted. Please refer to the Quality Control Summary for overall QC performance data and associated samples.

Laboratory Sample Analysis Record

CAT No.	Analysis Name	Method	Trial#	Batch#	Analysis Date and Time	Analyst	Dilution Factor
01163	GC/MS VOA Water Prep	SW-846 5030B	1	Y091771AA	06/26/2009 18:57	Nicholas R Rossi	1
08202	EPA SW 846/8260 - Water	SW-846 8260B	1	Y091771AA	06/26/2009 18:57	Nicholas R Rossi	1
05382	EPA SW846/8260 (water)	SW-846 8260B	1	Y091771AA	06/26/2009 18:57	Nicholas R Rossi	1



Analysis Report

2425 New Holland Pike, PO Box 12425, Lancaster, PA 17605-2425 • 717-656-2300 Fax: 717-656-2681 • www.lancasterlabs.com

Lancaster Laboratories Sample No. WW 5708409

Group No. 1150745
CA

MWX-9-W-090624 Grab Water

Facility# 206265 BBLW

1520 Powell St-Emeryville SLT2007076 MWX-9

Collected: 06/24/2009 15:35 by CM

Account Number: 11964

Submitted: 06/25/2009 09:00

Chevron

Reported: 07/01/2009 at 09:49

6001 Bollinger Canyon Rd L4310

Discard: 08/01/2009

San Ramon CA 94583

EMMX9

CAT No.	Analysis Name	CAS Number	As Received Result	As Received Method Detection Limit	Dilution Factor
SW-846 8260B GC/MS Volatiles			ug/l	ug/l	
05382	Bromodichloromethane	75-27-4	N.D.	1	1
05382	Bromoform	75-25-2	N.D.	1	1
05382	Bromomethane	74-83-9	N.D.	1	1
05382	Carbon Tetrachloride	56-23-5	N.D.	1	1
05382	Chlorobenzene	108-90-7	N.D.	0.8	1
05382	Chloroethane	75-00-3	N.D.	1	1
05382	Chloroform	67-66-3	N.D.	0.8	1
05382	Chloromethane	74-87-3	N.D.	1	1
05382	Dibromochloromethane	124-48-1	N.D.	1	1
05382	1,2-Dichlorobenzene	95-50-1	N.D.	1	1
05382	1,3-Dichlorobenzene	541-73-1	N.D.	1	1
05382	1,4-Dichlorobenzene	106-46-7	N.D.	1	1
05382	1,1-Dichloroethane	75-34-3	N.D.	1	1
05382	1,2-Dichloroethane	107-06-2	N.D.	0.5	1
05382	1,1-Dichloroethene	75-35-4	N.D.	0.8	1
05382	cis-1,2-Dichloroethene	156-59-2	37	0.8	1
05382	trans-1,2-Dichloroethene	156-60-5	1	0.8	1
05382	1,2-Dichloropropane	78-87-5	N.D.	1	1
08202	cis-1,3-Dichloropropene	10061-01-5	N.D.	1	1
08202	trans-1,3-Dichloropropene	10061-02-6	N.D.	1	1
08202	Freon 113	76-13-1	N.D.	2	1
05382	Methylene Chloride	75-09-2	N.D.	2	1
05382	1,1,2,2-Tetrachloroethane	79-34-5	N.D.	1	1
05382	Tetrachloroethene	127-18-4	9	0.8	1
05382	1,1,1-Trichloroethane	71-55-6	N.D.	0.8	1
05382	1,1,2-Trichloroethane	79-00-5	N.D.	0.8	1
05382	Trichloroethene	79-01-6	17	1	1
05382	Trichlorofluoromethane	75-69-4	N.D.	2	1
05382	Vinyl Chloride	75-01-4	3	1	1

General Sample Comments

State of California Lab Certification No. 2116

All QC is compliant unless otherwise noted. Please refer to the Quality Control Summary for overall QC performance data and associated samples.

Laboratory Sample Analysis Record

CAT No.	Analysis Name	Method	Trial#	Batch#	Analysis Date and Time	Analyst	Dilution Factor
01163	GC/MS VOA Water Prep	SW-846 5030B	1	Y091771AA	06/26/2009 19:18	Nicholas R Rossi	1
08202	EPA SW 846/8260 - Water	SW-846 8260B	1	Y091771AA	06/26/2009 19:18	Nicholas R Rossi	1
05382	EPA SW846/8260 (water)	SW-846 8260B	1	Y091771AA	06/26/2009 19:18	Nicholas R Rossi	1



Analysis Report

2425 New Holland Pike, PO Box 12425, Lancaster, PA 17605-2425 • 717-656-2300 Fax: 717-656-2681 • www.lancasterlabs.com

Lancaster Laboratories Sample No. WW 5708410

Group No. 1150745
CA

QA-O-090624 Grab Water
Facility# 206265 BBLW
1520 Powell St-Emeryville SLT2007076 QA

Collected: 06/24/2009 15:50 by CM

Account Number: 11964

Submitted: 06/25/2009 09:00
Reported: 07/01/2009 at 09:49
Discard: 08/01/2009

Chevron
6001 Bollinger Canyon Rd L4310
San Ramon CA 94583

EMMEB

CAT No.	Analysis Name	CAS Number	As Received Result	As Received Method Detection Limit	Dilution Factor
SW-846 8260B	GC/MS Volatiles		ug/l	ug/l	
05382	Bromodichloromethane	75-27-4	N.D.	1	1
05382	Bromoform	75-25-2	N.D.	1	1
05382	Bromomethane	74-83-9	N.D.	1	1
05382	Carbon Tetrachloride	56-23-5	N.D.	1	1
05382	Chlorobenzene	108-90-7	N.D.	0.8	1
05382	Chloroethane	75-00-3	N.D.	1	1
05382	Chloroform	67-66-3	N.D.	0.8	1
05382	Chloromethane	74-87-3	N.D.	1	1
05382	Dibromochloromethane	124-48-1	N.D.	1	1
05382	1,2-Dichlorobenzene	95-50-1	N.D.	1	1
05382	1,3-Dichlorobenzene	541-73-1	N.D.	1	1
05382	1,4-Dichlorobenzene	106-46-7	N.D.	1	1
05382	1,1-Dichloroethane	75-34-3	N.D.	1	1
05382	1,2-Dichloroethane	107-06-2	N.D.	0.5	1
05382	1,1-Dichloroethene	75-35-4	N.D.	0.8	1
05382	cis-1,2-Dichloroethene	156-59-2	N.D.	0.8	1
05382	trans-1,2-Dichloroethene	156-60-5	N.D.	0.8	1
05382	1,2-Dichloropropane	78-87-5	N.D.	1	1
08202	cis-1,3-Dichloropropene	10061-01-5	N.D.	1	1
08202	trans-1,3-Dichloropropene	10061-02-6	N.D.	1	1
08202	Freon 113	76-13-1	N.D.	2	1
05382	Methylene Chloride	75-09-2	N.D.	2	1
05382	1,1,2,2-Tetrachloroethane	79-34-5	N.D.	1	1
05382	Tetrachloroethene	127-18-4	N.D.	0.8	1
05382	1,1,1-Trichloroethane	71-55-6	N.D.	0.8	1
05382	1,1,2-Trichloroethane	79-00-5	N.D.	0.8	1
05382	Trichloroethene	79-01-6	N.D.	1	1
05382	Trichlorofluoromethane	75-69-4	N.D.	2	1
05382	Vinyl Chloride	75-01-4	N.D.	1	1

General Sample Comments

State of California Lab Certification No. 2116

All QC is compliant unless otherwise noted. Please refer to the Quality Control Summary for overall QC performance data and associated samples.

Laboratory Sample Analysis Record

CAT No.	Analysis Name	Method	Trial#	Batch#	Analysis Date and Time	Analyst	Dilution Factor
01163	GC/MS VOA Water Prep	SW-846 5030B	1	Y091771AA	06/26/2009 19:39	Nicholas R Rossi	1
08202	EPA SW 846/8260 - Water	SW-846 8260B	1	Y091771AA	06/26/2009 19:39	Nicholas R Rossi	1
05382	EPA SW846/8260 (water)	SW-846 8260B	1	Y091771AA	06/26/2009 19:39	Nicholas R Rossi	1



Analysis Report

2425 New Holland Pike, PO Box 12425, Lancaster, PA 17605-2425 • 717-656-2300 Fax: 717-656-2681 • www.lancasterlabs.com

Lancaster Laboratories Sample No. WW 5708411

Group No. 1150745
CA

MWX-6-W-090624 Grab Water

Facility# 206265 BBLW

1520 Powell St-Emeryville SLT2007076 MWX-6

Collected: 06/24/2009 16:10 by CM

Account Number: 11964

Submitted: 06/25/2009 09:00

Chevron

Reported: 07/01/2009 at 09:49

6001 Bollinger Canyon Rd L4310

Discard: 08/01/2009

San Ramon CA 94583

EMMX6

CAT No.	Analysis Name	CAS Number	As Received Result	As Received Method Detection Limit	Dilution Factor
SW-846 8260B GC/MS Volatiles			ug/l	ug/l	
05382	Bromodichloromethane	75-27-4	N.D.	1	1
05382	Bromoform	75-25-2	N.D.	1	1
05382	Bromomethane	74-83-9	N.D.	1	1
05382	Carbon Tetrachloride	56-23-5	N.D.	1	1
05382	Chlorobenzene	108-90-7	N.D.	0.8	1
05382	Chloroethane	75-00-3	N.D.	1	1
05382	Chloroform	67-66-3	N.D.	0.8	1
05382	Chloromethane	74-87-3	N.D.	1	1
05382	Dibromochloromethane	124-48-1	N.D.	1	1
05382	1,2-Dichlorobenzene	95-50-1	N.D.	1	1
05382	1,3-Dichlorobenzene	541-73-1	N.D.	1	1
05382	1,4-Dichlorobenzene	106-46-7	1	1	1
05382	1,1-Dichloroethane	75-34-3	N.D.	1	1
05382	1,2-Dichloroethane	107-06-2	N.D.	0.5	1
05382	1,1-Dichloroethene	75-35-4	N.D.	0.8	1
05382	cis-1,2-Dichloroethene	156-59-2	1	0.8	1
05382	trans-1,2-Dichloroethene	156-60-5	N.D.	0.8	1
05382	1,2-Dichloropropane	78-87-5	N.D.	1	1
08202	cis-1,3-Dichloropropene	10061-01-5	N.D.	1	1
08202	trans-1,3-Dichloropropene	10061-02-6	N.D.	1	1
08202	Freon 113	76-13-1	N.D.	2	1
05382	Methylene Chloride	75-09-2	N.D.	2	1
05382	1,1,2,2-Tetrachloroethane	79-34-5	N.D.	1	1
05382	Tetrachloroethene	127-18-4	N.D.	0.8	1
05382	1,1,1-Trichloroethane	71-55-6	N.D.	0.8	1
05382	1,1,2-Trichloroethane	79-00-5	N.D.	0.8	1
05382	Trichloroethene	79-01-6	N.D.	1	1
05382	Trichlorofluoromethane	75-69-4	N.D.	2	1
05382	Vinyl Chloride	75-01-4	N.D.	1	1

General Sample Comments

State of California Lab Certification No. 2116

All QC is compliant unless otherwise noted. Please refer to the Quality Control Summary for overall QC performance data and associated samples.

Laboratory Sample Analysis Record

CAT No.	Analysis Name	Method	Trial#	Batch#	Analysis Date and Time	Analyst	Dilution Factor
01163	GC/MS VOA Water Prep	SW-846 5030B	1	Y091771AA	06/26/2009 20:00	Nicholas R Rossi	1
08202	EPA SW 846/8260 - Water	SW-846 8260B	1	Y091771AA	06/26/2009 20:00	Nicholas R Rossi	1
05382	EPA SW846/8260 (water)	SW-846 8260B	1	Y091771AA	06/26/2009 20:00	Nicholas R Rossi	1



Analysis Report

2425 New Holland Pike, PO Box 12425, Lancaster, PA 17605-2425 • 717-656-2300 Fax: 717-656-2681 • www.lancasterlabs.com

Lancaster Laboratories Sample No. WW 5708412

Group No. 1150745
CA

QA-T-090624 NA Water
Facility# 206265 BBLW
1520 Powell St-Emeryville SLT2007076 QA

Collected: 06/24/2009

Account Number: 11964

Submitted: 06/25/2009 09:00
Reported: 07/01/2009 at 09:49
Discard: 08/01/2009

Chevron
6001 Bollinger Canyon Rd L4310
San Ramon CA 94583

EMMTB

CAT No.	Analysis Name	CAS Number	As Received Result	As Received Method Detection Limit	Dilution Factor
SW-846 8260B GC/MS Volatiles			ug/l	ug/l	
05382	Bromodichloromethane	75-27-4	N.D.	1	1
05382	Bromoform	75-25-2	N.D.	1	1
05382	Bromomethane	74-83-9	N.D.	1	1
05382	Carbon Tetrachloride	56-23-5	N.D.	1	1
05382	Chlorobenzene	108-90-7	N.D.	0.8	1
05382	Chloroethane	75-00-3	N.D.	1	1
05382	Chloroform	67-66-3	N.D.	0.8	1
05382	Chloromethane	74-87-3	N.D.	1	1
05382	Dibromochloromethane	124-48-1	N.D.	1	1
05382	1,2-Dichlorobenzene	95-50-1	N.D.	1	1
05382	1,3-Dichlorobenzene	541-73-1	N.D.	1	1
05382	1,4-Dichlorobenzene	106-46-7	N.D.	1	1
05382	1,1-Dichloroethane	75-34-3	N.D.	1	1
05382	1,2-Dichloroethane	107-06-2	N.D.	0.5	1
05382	1,1-Dichloroethene	75-35-4	N.D.	0.8	1
05382	cis-1,2-Dichloroethene	156-59-2	N.D.	0.8	1
05382	trans-1,2-Dichloroethene	156-60-5	N.D.	0.8	1
05382	1,2-Dichloropropane	78-87-5	N.D.	1	1
08202	cis-1,3-Dichloropropene	10061-01-5	N.D.	1	1
08202	trans-1,3-Dichloropropene	10061-02-6	N.D.	1	1
08202	Freon 113	76-13-1	N.D.	2	1
05382	Methylene Chloride	75-09-2	N.D.	2	1
05382	1,1,2,2-Tetrachloroethane	79-34-5	N.D.	1	1
05382	Tetrachloroethene	127-18-4	N.D.	0.8	1
05382	1,1,1-Trichloroethane	71-55-6	N.D.	0.8	1
05382	1,1,2-Trichloroethane	79-00-5	N.D.	0.8	1
05382	Trichloroethene	79-01-6	N.D.	1	1
05382	Trichlorofluoromethane	75-69-4	N.D.	2	1
05382	Vinyl Chloride	75-01-4	N.D.	1	1

General Sample Comments

State of California Lab Certification No. 2116

All QC is compliant unless otherwise noted. Please refer to the Quality Control Summary for overall QC performance data and associated samples.

Laboratory Sample Analysis Record

CAT No.	Analysis Name	Method	Trial#	Batch#	Analysis Date and Time	Analyst	Dilution Factor
01163	GC/MS VOA Water Prep	SW-846 5030B	1	N091781AA	06/27/2009 13:16	Chelsea B Eastep	1
08202	EPA SW 846/8260 - Water	SW-846 8260B	1	N091781AA	06/27/2009 13:16	Chelsea B Eastep	1
05382	EPA SW846/8260 (water)	SW-846 8260B	1	N091781AA	06/27/2009 13:16	Chelsea B Eastep	1

Quality Control Summary

 Client Name: Chevron
 Reported: 07/01/09 at 09:49 AM

Group Number: 1150745

Matrix QC may not be reported if site-specific QC samples were not submitted. In these situations, to demonstrate precision and accuracy at a batch level, a LCS/LCSD was performed, unless otherwise specified in the method.

Laboratory Compliance Quality Control

<u>Analysis Name</u>	<u>Blank Result</u>	<u>Blank MDL</u>	<u>Report Units</u>	<u>LCS %REC</u>	<u>LCSD %REC</u>	<u>LCS/LCSD Limits</u>	<u>RPD</u>	<u>RPD Max</u>
Batch number: N091781AA	Sample number(s): 5708398-5708402,5708406,5708412							
Bromodichloromethane	N.D.	1.	ug/l	93		79-118		
Bromoform	N.D.	1.	ug/l	84		67-112		
Bromomethane	N.D.	1.	ug/l	68		45-126		
Carbon Tetrachloride	N.D.	1.	ug/l	90		75-123		
Chlorobenzene	N.D.	0.8	ug/l	96		82-111		
Chloroethane	N.D.	1.	ug/l	84		55-119		
Chloroform	N.D.	0.8	ug/l	96		77-122		
Chloromethane	N.D.	1.	ug/l	95		65-134		
Dibromochloromethane	N.D.	1.	ug/l	89		78-113		
1,2-Dichlorobenzene	N.D.	1.	ug/l	93		85-107		
1,3-Dichlorobenzene	N.D.	1.	ug/l	94		82-110		
1,4-Dichlorobenzene	N.D.	1.	ug/l	95		85-107		
1,1-Dichloroethane	N.D.	1.	ug/l	95		79-120		
1,2-Dichloroethane	N.D.	0.5	ug/l	97		70-130		
1,1-Dichloroethene	N.D.	0.8	ug/l	97		77-119		
cis-1,2-Dichloroethene	N.D.	0.8	ug/l	95		85-115		
trans-1,2-Dichloroethene	N.D.	0.8	ug/l	95		83-116		
1,2-Dichloropropane	N.D.	1.	ug/l	95		79-114		
cis-1,3-Dichloropropene	N.D.	1.	ug/l	93		82-113		
trans-1,3-Dichloropropene	N.D.	1.	ug/l	90		77-116		
Freon 113	N.D.	2.	ug/l	98		75-127		
Methylene Chloride	N.D.	2.	ug/l	95		81-116		
1,1,2,2-Tetrachloroethane	N.D.	1.	ug/l	93		71-117		
Tetrachloroethene	N.D.	0.8	ug/l	94		79-115		
1,1,1-Trichloroethane	N.D.	0.8	ug/l	91		81-137		
1,1,2-Trichloroethane	N.D.	0.8	ug/l	95		83-113		
Trichloroethene	N.D.	1.	ug/l	99		85-114		
Trichlorofluoromethane	N.D.	2.	ug/l	91		64-129		
Vinyl Chloride	N.D.	1.	ug/l	87		63-129		
Batch number: Y091771AA	Sample number(s): 5708403-5708405,5708407-5708411							
Bromodichloromethane	N.D.	1.	ug/l	97	95	79-118	2	30
Bromoform	N.D.	1.	ug/l	87	83	67-112	5	30
Bromomethane	N.D.	1.	ug/l	80	78	45-126	2	30
Carbon Tetrachloride	N.D.	1.	ug/l	91	89	75-123	2	30
Chlorobenzene	N.D.	0.8	ug/l	96	98	82-111	2	30
Chloroethane	N.D.	1.	ug/l	88	86	55-119	2	30
Chloroform	N.D.	0.8	ug/l	97	96	77-122	1	30
Chloromethane	N.D.	1.	ug/l	94	101	65-134	8	30
Dibromochloromethane	N.D.	1.	ug/l	94	93	78-113	1	30
1,2-Dichlorobenzene	N.D.	1.	ug/l	95	94	85-107	2	30
1,3-Dichlorobenzene	N.D.	1.	ug/l	101	98	82-110	3	30
1,4-Dichlorobenzene	N.D.	1.	ug/l	98	96	85-107	3	30
1,1-Dichloroethane	N.D.	1.	ug/l	103	106	79-120	2	30
1,2-Dichloroethane	N.D.	0.5	ug/l	103	100	70-130	3	30
1,1-Dichloroethene	N.D.	0.8	ug/l	82	79	77-119	3	30

*- Outside of specification

- (1) The result for one or both determinations was less than five times the LOQ.
- (2) The unspiked result was more than four times the spike added.

Quality Control Summary

Client Name: Chevron

Group Number: 1150745

Reported: 07/01/09 at 09:49 AM

Laboratory Compliance Quality Control

<u>Analysis Name</u>	<u>Blank Result</u>	<u>Blank MDL</u>	<u>Report Units</u>	<u>LCS %REC</u>	<u>LCSD %REC</u>	<u>LCS/LCSD Limits</u>	<u>RPD</u>	<u>RPD Max</u>
cis-1,2-Dichloroethene	N.D.	0.8	ug/l	90	92	85-115	3	30
trans-1,2-Dichloroethene	N.D.	0.8	ug/l	91	90	83-116	1	30
1,2-Dichloropropane	N.D.	1.	ug/l	105	107	79-114	1	30
cis-1,3-Dichloropropene	N.D.	1.	ug/l	101	98	82-113	3	30
trans-1,3-Dichloropropene	N.D.	1.	ug/l	106	105	77-116	0	30
Freon 113	N.D.	2.	ug/l	79	75	75-127	5	30
Methylene Chloride	N.D.	2.	ug/l	84	84	81-116	1	30
1,1,2,2-Tetrachloroethane	N.D.	1.	ug/l	113	112	71-117	0	30
Tetrachloroethene	N.D.	0.8	ug/l	86	85	79-115	1	30
1,1,1-Trichloroethane	N.D.	0.8	ug/l	81	81	81-137	1	30
1,1,2-Trichloroethane	N.D.	0.8	ug/l	101	100	83-113	1	30
Trichloroethene	N.D.	1.	ug/l	94	94	85-114	0	30
Trichlorofluoromethane	N.D.	2.	ug/l	73	73	64-129	1	30
Vinyl Chloride	N.D.	1.	ug/l	77	80	63-129	5	30

Sample Matrix Quality Control

Unspiked (UNSPK) = the sample used in conjunction with the matrix spike

Background (BKG) = the sample used in conjunction with the duplicate

<u>Analysis Name</u>	<u>MS %REC</u>	<u>MSD %REC</u>	<u>MS/MSD Limits</u>	<u>RPD</u>	<u>RPD MAX</u>	<u>BKG Conc</u>	<u>DUP Conc</u>	<u>DUP RPD</u>	<u>Dup RPD Max</u>
Batch number: N091781AA	Sample number(s): 5708398-5708402,5708406,5708412 UNSPK: 5708400								
Bromodichloromethane	96	97	78-125	1	30				
Bromoform	85	86	62-113	1	30				
Bromomethane	78	80	48-136	3	30				
Carbon Tetrachloride	100	101	81-138	1	30				
Chlorobenzene	100	100	86-118	0	30				
Chloroethane	94	88	58-134	7	30				
Chloroform	101	103	81-134	2	30				
Chloromethane	107	108	67-154	1	30				
Dibromochloromethane	91	94	74-116	2	30				
1,2-Dichlorobenzene	99	99	83-113	0	30				
1,3-Dichlorobenzene	100	101	82-115	1	30				
1,4-Dichlorobenzene	101	101	83-113	0	30				
1,1-Dichloroethane	103	102	84-129	0	30				
1,2-Dichloroethane	100	100	66-141	0	30				
1,1-Dichloroethene	107	108	87-134	1	30				
cis-1,2-Dichloroethene	100	101	85-125	1	30				
trans-1,2-Dichloroethene	104	104	87-126	0	30				
1,2-Dichloropropane	99	99	83-124	0	30				
cis-1,3-Dichloropropene	96	97	77-117	1	30				
trans-1,3-Dichloropropene	93	95	74-119	3	30				
Freon 113	116	116	89-148	0	30				
Methylene Chloride	95	96	79-120	1	30				
1,1,2,2-Tetrachloroethane	95	94	73-119	1	30				
Tetrachloroethene	103	103	80-128	0	30				
1,1,1-Trichloroethane	99	100	85-151	0	30				
1,1,2-Trichloroethane	98	98	77-124	1	30				
Trichloroethene	105	108	88-125	2	30				
Trichlorofluoromethane	110	113	73-152	3	30				
Vinyl Chloride	101	100	65-147	1	30				

*- Outside of specification

(1) The result for one or both determinations was less than five times the LOQ.

(2) The unspiked result was more than four times the spike added.

Quality Control Summary

 Client Name: Chevron
 Reported: 07/01/09 at 09:49 AM

Group Number: 1150745

Sample Matrix Quality Control

 Unspiked (UNSPK) = the sample used in conjunction with the matrix spike
 Background (BKG) = the sample used in conjunction with the duplicate

<u>Analysis Name</u>	<u>MS</u> <u>%REC</u>	<u>MSD</u> <u>%REC</u>	<u>MS/MSD</u> <u>Limits</u>	<u>RPD</u> <u>MAX</u>	<u>BKG</u> <u>Conc</u>	<u>DUP</u> <u>Conc</u>	<u>DUP</u> <u>RPD</u>	<u>Dup RPD</u> <u>Max</u>
Batch number: Y091771AA	Sample number(s): 5708403-5708405,5708407-5708411 UNSPK: 5708404							
Bromodichloromethane	100		78-125					
Bromoform	79		62-113					
Bromomethane	86		48-136					
Carbon Tetrachloride	101		81-138					
Chlorobenzene	101		86-118					
Chloroethane	97		58-134					
Chloroform	103		81-134					
Chloromethane	102		67-154					
Dibromochloromethane	92		74-116					
1,2-Dichlorobenzene	94		83-113					
1,3-Dichlorobenzene	101		82-115					
1,4-Dichlorobenzene	99		83-113					
1,1-Dichloroethane	111		84-129					
1,2-Dichloroethane	102		66-141					
1,1-Dichloroethene	89		87-134					
cis-1,2-Dichloroethene	97		85-125					
trans-1,2-Dichloroethene	94		87-126					
1,2-Dichloropropane	110		83-124					
cis-1,3-Dichloropropene	96		77-117					
trans-1,3-Dichloropropene	103		74-119					
Freon 113	86*		89-148					
Methylene Chloride	85		79-120					
1,1,2,2-Tetrachloroethane	110		73-119					
Tetrachloroethene	94		80-128					
1,1,1-Trichloroethane	89		85-151					
1,1,2-Trichloroethane	103		77-124					
Trichloroethene	101		88-125					
Trichlorofluoromethane	84		73-152					
Vinyl Chloride	87		65-147					

Surrogate Quality Control

Surrogate recoveries which are outside of the QC window are confirmed unless attributed to dilution or otherwise noted on the Analysis Report.

Analysis Name: EPA SW846/8260 (water)

Batch number: N091781AA

	Dibromofluoromethane	1,2-Dichloroethane-d4	Toluene-d8	4-Bromofluorobenzene
5708398	87	89	92	88
5708399	88	88	92	88
5708400	86	89	92	87
5708401	89	89	92	91
5708402	89	87	91	90
5708406	88	89	92	88
5708412	87	88	91	88
Blank	87	90	91	88
LCS	89	92	91	91

*- Outside of specification

- (1) The result for one or both determinations was less than five times the LOQ.
- (2) The unspiked result was more than four times the spike added.

Quality Control Summary

Client Name: Chevron
Reported: 07/01/09 at 09:49 AM

Group Number: 1150745

Surrogate Quality Control

MS	89	89	92	91
MSD	89	87	91	90
Limits:	80-116	77-113	80-113	78-113
Analysis Name:	EPA SW846/8260 (water)			
Batch number:	Y091771AA			
	Dibromofluoromethane	1,2-Dichloroethane-d4	Toluene-d8	4-Bromofluorobenzene
5708403	83	89	92	90
5708404	82	87	91	88
5708405	83	91	91	89
5708407	82	89	91	89
5708408	83	91	91	89
5708409	83	88	89	88
5708410	83	93	91	89
5708411	83	89	89	89
Blank	82	91	91	89
LCS	84	93	90	90
LCSD	82	90	92	91
MS	84	89	92	92
Limits:	80-116	77-113	80-113	78-113

*- Outside of specification

- (1) The result for one or both determinations was less than five times the LOQ.
- (2) The unspiked result was more than four times the spike added.

Chevron California Region Analysis Request/Chain of Custody



248422

For Lancaster Laboratories use only
 Acct. #: 11964 Sample #: 5708398-412 SCR#: _____

1150745

Facility #: Chevron Facility # 206265
 Site Address: 1520 Powell St, Emeryville, CA
 Chevron PM: Tom Bauhs Lead Consultant: ARCADIS
 Consultant/Office: ARCADIS/Walnut Creek
 Consultant Prj. Mgr.: Jennifer Wagler
 Consultant Phone #: 925.274.1100 Fax #: 925.274.1103
 Sampler: Christine Meyer
 Service Order #: _____ Non SAR: _____

Analyses Requested

Preservation Codes										
BTEX + MTBE 8260 <input type="checkbox"/>	TPH 8015 MOD GRO	TPH 8015 MOD DRO <input type="checkbox"/>	Silica Gel Cleanup <input type="checkbox"/>	8260 full scan	Oxygenates	Lead 7420 <input type="checkbox"/>	7421 <input type="checkbox"/>	VOC (8260 B)	H	

Preservative Codes
 H = HCl T = Thiosulfate
 N = HNO₃ B = NaOH
 S = H₂SO₄ O = Other

- J value reporting needed
- Must meet lowest detection limits possible for 8260 compounds
- 8021 MTBE Confirmation
 - Confirm highest hit by 8260
 - Confirm all hits by 8260
 - Run ___ oxy's on highest hit
 - Run ___ oxy's on all hits

Field Point Name	Matrix	Repeat Sample	Top Depth	Year Month Day	Time Collected	New Field Pt.	Grab	Composite	Total Number of Containers
MW-17	W			2009.06.24	09:10		✓		3
MWX-3	W				10:06		✓		3
MW-18*	W				10:50		✓		3
MWX-11A					11:45		✓		3
MWX-10A					12:45		✓		3
MWX-8					13:20		✓		3
MW-19A					14:10		✓		3
MWX-2					14:45		✓		3
DUP-2009.06.24					15:00		✓		3
MWX-9					15:35		✓		3
EB-2009.06.24					15:50		✓		3
MWX-6					16:10		✓		3
TR-20090624					00:00		✓		3

Comments / Remarks
 *MS/MSD
RUSH TAT

Turnaround Time Requested (TAT) (please circle) **RUSH**
 STD TAT 72 hour 48 hour
 24 hour 4 day 5 day

Relinquished by: <u>Angela Tan</u>	Date: <u>6/24/09</u>	Time: <u>17:26</u>	Received by:	Date:	Time:
Relinquished by:	Date:	Time:	Received by:	Date:	Time:
Relinquished by:	Date:	Time:	Received by:	Date:	Time:
Relinquished by Commercial Carrier:	UPS <input checked="" type="checkbox"/> FedEx	Other:	Received by: <u>[Signature]</u>	Date: <u>6/25/09</u>	Time: <u>5:00</u>
Temperature Upon Receipt: <u>4.6</u> C°	Custody Seals Intact? <input checked="" type="checkbox"/> Yes <input type="checkbox"/> No				

Data Package Options (please circle if required)
 QC Summary Type I - Full
 Type VI (Raw Data) Coelt Deliverable not needed
 WIP (RWQCB)
 Disk

Lancaster Laboratories Explanation of Symbols and Abbreviations

The following defines common symbols and abbreviations used in reporting technical data:

N.D.	none detected	BMQL	Below Minimum Quantitation Level
TNTC	Too Numerous To Count	MPN	Most Probable Number
IU	International Units	CP Units	cobalt-chloroplatinate units
umhos/cm	micromhos/cm	NTU	nephelometric turbidity units
C	degrees Celsius	F	degrees Fahrenheit
Cal	(diet) calories	lb.	pound(s)
meq	milliequivalents	kg	kilogram(s)
g	gram(s)	mg	milligram(s)
ug	microgram(s)	l	liter(s)
ml	milliliter(s)	ul	microliter(s)
m3	cubic meter(s)	fib >5 um/ml	fibers greater than 5 microns in length per ml
<	less than – The number following the sign is the <u>limit of quantitation</u> , the smallest amount of analyte which can be reliably determined using this specific test.		
>	greater than		
ppm	parts per million – One ppm is equivalent to one milligram per kilogram (mg/kg), or one gram per million grams. For aqueous liquids, ppm is usually taken to be equivalent to milligrams per liter (mg/l), because one liter of water has a weight very close to a kilogram. For gases or vapors, one ppm is equivalent to one microliter of gas per liter of gas.		
ppb	parts per billion		
Dry weight basis	Results printed under this heading have been adjusted for moisture content. This increases the analyte weight concentration to approximate the value present in a similar sample without moisture.		

U.S. EPA data qualifiers:

Organic Qualifiers

A	TIC is a possible aldol-condensation product
B	Analyte was also detected in the blank
C	Pesticide result confirmed by GC/MS
D	Compound quantitated on a diluted sample
E	Concentration exceeds the calibration range of the instrument
J	Estimated value
N	Presumptive evidence of a compound (TICs only)
P	Concentration difference between primary and confirmation columns >25%
U	Compound was not detected
X,Y,Z	Defined in case narrative

Inorganic Qualifiers

B	Value is <CRDL, but ≥IDL
E	Estimated due to interference
M	Duplicate injection precision not met
N	Spike amount not within control limits
S	Method of standard additions (MSA) used for calculation
U	Compound was not detected
W	Post digestion spike out of control limits
*	Duplicate analysis not within control limits
+	Correlation coefficient for MSA <0.995

Analytical test results for methods listed on the laboratories' accreditation scope meet all requirements of NELAC unless otherwise noted under the individual analysis.

Tests results relate only to the sample tested. Clients should be aware that a critical step in a chemical or microbiological analysis is the collection of the sample. Unless the sample analyzed is truly representative of the bulk of material involved, the test results will be meaningless. If you have questions regarding the proper techniques of collecting samples, please contact us. We cannot be held responsible for sample integrity, however, unless sampling has been performed by a member of our staff. This report shall not be reproduced except in full, without the written approval of the laboratory.

WARRANTY AND LIMITS OF LIABILITY – In accepting analytical work, we warrant the accuracy of test results for the sample as submitted. THE FOREGOING EXPRESS WARRANTY IS EXCLUSIVE AND IS GIVEN IN LIEU OF ALL OTHER WARRANTIES, EXPRESSED OR IMPLIED. WE DISCLAIM ANY OTHER WARRANTIES, EXPRESSED OR IMPLIED, INCLUDING A WARRANTY OF FITNESS FOR PARTICULAR PURPOSE AND WARRANTY OF MERCHANTABILITY. IN NO EVENT SHALL LANCASTER LABORATORIES BE LIABLE FOR INDIRECT, SPECIAL, CONSEQUENTIAL, OR INCIDENTAL DAMAGES INCLUDING, BUT NOT LIMITED TO, DAMAGES FOR LOSS OF PROFIT OR GOODWILL REGARDLESS OF (A) THE NEGLIGENCE (EITHER SOLE OR CONCURRENT) OF LANCASTER LABORATORIES AND (B) WHETHER LANCASTER LABORATORIES HAS BEEN INFORMED OF THE POSSIBILITY OF SUCH DAMAGES. We accept no legal responsibility for the purposes for which the client uses the test results. No purchase order or other order for work shall be accepted by Lancaster Laboratories which includes any conditions that vary from the Standard Terms and Conditions of Lancaster Laboratories and we hereby object to any conflicting terms contained in any acceptance or order submitted by client.

ANALYTICAL RESULTS

Prepared for:

Chevron
6001 Bollinger Canyon Rd L4310
San Ramon CA 94583

925-842-8582

Prepared by:

Lancaster Laboratories
2425 New Holland Pike
Lancaster, PA 17605-2425

November 09, 2009

Project: 206265

Samples arrived at the laboratory on Wednesday, October 28, 2009. The PO# for this group is 0015039648 and the release number is BAUHS. The group number for this submittal is 1168360.

<u>Client Sample Description</u>	<u>Lancaster Labs (LLI) #</u>
MW-17-W-091027 NA Water	5818641
MW-18-W-091027 NA Water	5818642
MW-19A-W-091027 NA Water	5818643
QA-T-091027 NA Water	5818644

The specific methodologies used in obtaining the enclosed analytical results are indicated on the Laboratory Sample Analysis Record.

ELECTRONIC Arcadis BBL
COPY TO

Attn: Jennifer Wagler

Questions? Contact your Client Services Representative
Jill M Parker at (717) 656-2300

Respectfully Submitted,



Robin C. Runkle
Senior Specialist



Analysis Report

2425 New Holland Pike, PO Box 12425, Lancaster, PA 17605-2425 • 717-656-2300 Fax: 717-656-2681 • www.lancasterlabs.com

Sample Description: MW-17-W-091027 NA Water
Facility# 206265 BBLW
1520 Powell-Emeryville SLT2007076 MW-17

LLI Sample # WW 5818641
LLI Group # 1168360
CA

Project Name: 206265

Collected: 10/27/2009 10:09 by CM

Account Number: 11964

Submitted: 10/28/2009 09:00
Reported: 11/09/2009 at 15:34
Discard: 12/10/2009

Chevron
6001 Bollinger Canyon Rd L4310
San Ramon CA 94583

PSE17

CAT No.	Analysis Name	CAS Number	As Received Result	As Received Method Detection Limit	Dilution Factor
GC/MS	Volatiles	SW-846 8260B	ug/l	ug/l	
05382	Benzene	71-43-2	N.D.	0.5	1
05382	Bromodichloromethane	75-27-4	N.D.	1	1
05382	Bromoform	75-25-2	N.D.	1	1
05382	Bromomethane	74-83-9	N.D.	1	1
05382	Carbon Tetrachloride	56-23-5	N.D.	1	1
05382	Chlorobenzene	108-90-7	N.D.	0.8	1
05382	Chloroethane	75-00-3	N.D.	1	1
05382	Chloroform	67-66-3	N.D.	0.8	1
05382	Chloromethane	74-87-3	N.D.	1	1
05382	Dibromochloromethane	124-48-1	N.D.	1	1
05382	1,2-Dichlorobenzene	95-50-1	N.D.	1	1
05382	1,3-Dichlorobenzene	541-73-1	N.D.	1	1
05382	1,4-Dichlorobenzene	106-46-7	N.D.	1	1
05382	1,1-Dichloroethane	75-34-3	N.D.	1	1
05382	1,2-Dichloroethane	107-06-2	N.D.	0.5	1
05382	1,1-Dichloroethene	75-35-4	N.D.	0.8	1
05382	cis-1,2-Dichloroethene	156-59-2	1	0.8	1
05382	trans-1,2-Dichloroethene	156-60-5	N.D.	0.8	1
05382	1,2-Dichloropropane	78-87-5	N.D.	1	1
08202	cis-1,3-Dichloropropene	10061-01-5	N.D.	1	1
08202	trans-1,3-Dichloropropene	10061-02-6	N.D.	1	1
05382	Ethylbenzene	100-41-4	N.D.	0.5	1
08202	Freon 113	76-13-1	N.D.	2	1
08202	Methyl Tertiary Butyl Ether	1634-04-4	N.D.	0.5	1
05382	Methylene Chloride	75-09-2	N.D.	2	1
05382	1,1,2,2-Tetrachloroethane	79-34-5	N.D.	1	1
05382	Tetrachloroethene	127-18-4	6	0.8	1
05382	Toluene	108-88-3	N.D.	0.5	1
05382	1,1,1-Trichloroethane	71-55-6	N.D.	0.8	1
05382	1,1,2-Trichloroethane	79-00-5	N.D.	0.8	1
05382	Trichloroethene	79-01-6	7	1	1
05382	Trichlorofluoromethane	75-69-4	N.D.	2	1
05382	Vinyl Chloride	75-01-4	N.D.	1	1
05382	m+p-Xylene	n.a.	N.D.	0.5	1
05382	o-Xylene	95-47-6	N.D.	0.5	1

GC Volatiles	SW-846 8015B	ug/l	ug/l
01728	TPH-GRO N. CA water C6-C12	n.a.	110

General Sample Comments

State of California Lab Certification No. 2501

All QC is compliant unless otherwise noted. Please refer to the Quality Control Summary for overall QC performance data and associated samples.



Analysis Report

2425 New Holland Pike, PO Box 12425, Lancaster, PA 17605-2425 • 717-656-2300 Fax: 717-656-2681 • www.lancasterlabs.com

Sample Description: MW-17-W-091027 NA Water
Facility# 206265 BBLW
1520 Powell-Emeryville SLT2007076 MW-17

LLI Sample # WW 5818641
LLI Group # 1168360
CA

Project Name: 206265

Collected: 10/27/2009 10:09 by CM

Account Number: 11964

Submitted: 10/28/2009 09:00

Chevron

Reported: 11/09/2009 at 15:34

6001 Bollinger Canyon Rd L4310

Discard: 12/10/2009

San Ramon CA 94583

PSE17

Laboratory Sample Analysis Record

CAT No.	Analysis Name	Method	Trial#	Batch#	Analysis Date and Time	Analyst	Dilution Factor
05382	EPA SW846/8260 (water)	SW-846 8260B	1	W093022AA	10/29/2009 23:14	Angela D Sneeringer	1
01163	GC/MS VOA Water Prep	SW-846 5030B	1	W093022AA	10/29/2009 23:14	Angela D Sneeringer	1
08202	EPA SW 846/8260 - Water	SW-846 8260B	1	W093022AA	10/29/2009 23:14	Angela D Sneeringer	1
01146	GC VOA Water Prep	SW-846 5030B	1	09306B20A	11/02/2009 15:43	Tyler O Griffin	1
01728	TPH-GRO N. CA water C6-C12	SW-846 8015B	1	09306B20A	11/02/2009 15:43	Tyler O Griffin	1



Analysis Report

2425 New Holland Pike, PO Box 12425, Lancaster, PA 17605-2425 • 717-656-2300 Fax: 717-656-2681 • www.lancasterlabs.com

Sample Description: MW-18-W-091027 NA Water
Facility# 206265 BBLW
1520 Powell-Emeryville SLT2007076 MW-18

LLI Sample # WW 5818642
LLI Group # 1168360
CA

Project Name: 206265

Collected: 10/27/2009 09:40 by CM

Account Number: 11964

Submitted: 10/28/2009 09:00
Reported: 11/09/2009 at 15:34
Discard: 12/10/2009

Chevron
6001 Bollinger Canyon Rd L4310
San Ramon CA 94583

PSE18

CAT No.	Analysis Name	CAS Number	As Received Result	As Received Method Detection Limit	Dilution Factor
GC/MS	Volatiles	SW-846 8260B	ug/l	ug/l	
05382	Benzene	71-43-2	N.D.	0.5	1
05382	Bromodichloromethane	75-27-4	N.D.	1	1
05382	Bromoform	75-25-2	N.D.	1	1
05382	Bromomethane	74-83-9	N.D.	1	1
05382	Carbon Tetrachloride	56-23-5	N.D.	1	1
05382	Chlorobenzene	108-90-7	N.D.	0.8	1
05382	Chloroethane	75-00-3	N.D.	1	1
05382	Chloroform	67-66-3	N.D.	0.8	1
05382	Chloromethane	74-87-3	N.D.	1	1
05382	Dibromochloromethane	124-48-1	N.D.	1	1
05382	1,2-Dichlorobenzene	95-50-1	N.D.	1	1
05382	1,3-Dichlorobenzene	541-73-1	N.D.	1	1
05382	1,4-Dichlorobenzene	106-46-7	N.D.	1	1
05382	1,1-Dichloroethane	75-34-3	N.D.	1	1
05382	1,2-Dichloroethane	107-06-2	N.D.	0.5	1
05382	1,1-Dichloroethene	75-35-4	N.D.	0.8	1
05382	cis-1,2-Dichloroethene	156-59-2	0.8	0.8	1
05382	trans-1,2-Dichloroethene	156-60-5	N.D.	0.8	1
05382	1,2-Dichloropropane	78-87-5	N.D.	1	1
08202	cis-1,3-Dichloropropene	10061-01-5	N.D.	1	1
08202	trans-1,3-Dichloropropene	10061-02-6	N.D.	1	1
05382	Ethylbenzene	100-41-4	N.D.	0.5	1
08202	Freon 113	76-13-1	N.D.	2	1
08202	Methyl Tertiary Butyl Ether	1634-04-4	N.D.	0.5	1
05382	Methylene Chloride	75-09-2	N.D.	2	1
05382	1,1,2,2-Tetrachloroethane	79-34-5	N.D.	1	1
05382	Tetrachloroethene	127-18-4	7	0.8	1
05382	Toluene	108-88-3	N.D.	0.5	1
05382	1,1,1-Trichloroethane	71-55-6	N.D.	0.8	1
05382	1,1,2-Trichloroethane	79-00-5	N.D.	0.8	1
05382	Trichloroethene	79-01-6	6	1	1
05382	Trichlorofluoromethane	75-69-4	N.D.	2	1
05382	Vinyl Chloride	75-01-4	N.D.	1	1
05382	m+p-Xylene	n.a.	N.D.	0.5	1
05382	o-Xylene	95-47-6	N.D.	0.5	1

GC Volatiles	SW-846 8015B	ug/l	ug/l	
01728	TPH-GRO N. CA water C6-C12	n.a.	N.D.	50

General Sample Comments

State of California Lab Certification No. 2501

All QC is compliant unless otherwise noted. Please refer to the Quality Control Summary for overall QC performance data and associated samples.



Analysis Report

2425 New Holland Pike, PO Box 12425, Lancaster, PA 17605-2425 • 717-656-2300 Fax: 717-656-2681 • www.lancasterlabs.com

Sample Description: MW-18-W-091027 NA Water
Facility# 206265 BBLW
1520 Powell-Emeryville SLT2007076 MW-18

LLI Sample # WW 5818642
LLI Group # 1168360
CA

Project Name: 206265

Collected: 10/27/2009 09:40 by CM

Account Number: 11964

Submitted: 10/28/2009 09:00

Chevron

Reported: 11/09/2009 at 15:34

6001 Bollinger Canyon Rd L4310

Discard: 12/10/2009

San Ramon CA 94583

PSE18

Laboratory Sample Analysis Record

CAT No.	Analysis Name	Method	Trial#	Batch#	Analysis Date and Time	Analyst	Dilution Factor
05382	EPA SW846/8260 (water)	SW-846 8260B	1	W093022AA	10/29/2009 23:37	Angela D Sneeringer	1
01163	GC/MS VOA Water Prep	SW-846 5030B	1	W093022AA	10/29/2009 23:37	Angela D Sneeringer	1
08202	EPA SW 846/8260 - Water	SW-846 8260B	1	W093022AA	10/29/2009 23:37	Angela D Sneeringer	1
01146	GC VOA Water Prep	SW-846 5030B	1	09306B20A	11/02/2009 16:04	Tyler O Griffin	1
01728	TPH-GRO N. CA water C6-C12	SW-846 8015B	1	09306B20A	11/02/2009 16:04	Tyler O Griffin	1



Analysis Report

2425 New Holland Pike, PO Box 12425, Lancaster, PA 17605-2425 • 717-656-2300 Fax: 717-656-2681 • www.lancasterlabs.com

Sample Description: MW-19A-W-091027 NA Water
Facility# 206265 BBLW
1520 Powell-Emeryville SLT2007076 MW-19A

LLI Sample # WW 5818643
LLI Group # 1168360
CA

Project Name: 206265

Collected: 10/27/2009 08:51 by CM

Account Number: 11964

Submitted: 10/28/2009 09:00
Reported: 11/09/2009 at 15:34
Discard: 12/10/2009

Chevron
6001 Bollinger Canyon Rd L4310
San Ramon CA 94583

PSE19

CAT No.	Analysis Name	CAS Number	As Received Result	As Received Method Detection Limit	Dilution Factor
GC/MS	Volatiles	SW-846 8260B	ug/l	ug/l	
05382	Benzene	71-43-2	N.D.	0.5	1
05382	Bromodichloromethane	75-27-4	N.D.	1	1
05382	Bromoform	75-25-2	N.D.	1	1
05382	Bromomethane	74-83-9	N.D.	1	1
05382	Carbon Tetrachloride	56-23-5	N.D.	1	1
05382	Chlorobenzene	108-90-7	N.D.	0.8	1
05382	Chloroethane	75-00-3	N.D.	1	1
05382	Chloroform	67-66-3	N.D.	0.8	1
05382	Chloromethane	74-87-3	N.D.	1	1
05382	Dibromochloromethane	124-48-1	N.D.	1	1
05382	1,2-Dichlorobenzene	95-50-1	N.D.	1	1
05382	1,3-Dichlorobenzene	541-73-1	N.D.	1	1
05382	1,4-Dichlorobenzene	106-46-7	N.D.	1	1
05382	1,1-Dichloroethane	75-34-3	N.D.	1	1
05382	1,2-Dichloroethane	107-06-2	N.D.	0.5	1
05382	1,1-Dichloroethene	75-35-4	N.D.	0.8	1
05382	cis-1,2-Dichloroethene	156-59-2	42	0.8	1
05382	trans-1,2-Dichloroethene	156-60-5	4	0.8	1
05382	1,2-Dichloropropane	78-87-5	N.D.	1	1
08202	cis-1,3-Dichloropropene	10061-01-5	N.D.	1	1
08202	trans-1,3-Dichloropropene	10061-02-6	N.D.	1	1
05382	Ethylbenzene	100-41-4	N.D.	0.5	1
08202	Freon 113	76-13-1	N.D.	2	1
08202	Methyl Tertiary Butyl Ether	1634-04-4	N.D.	0.5	1
05382	Methylene Chloride	75-09-2	N.D.	2	1
05382	1,1,2,2-Tetrachloroethane	79-34-5	3	1	1
05382	Tetrachloroethene	127-18-4	490	8	10
05382	Toluene	108-88-3	N.D.	0.5	1
05382	1,1,1-Trichloroethane	71-55-6	N.D.	0.8	1
05382	1,1,2-Trichloroethane	79-00-5	N.D.	0.8	1
05382	Trichloroethene	79-01-6	57	1	1
05382	Trichlorofluoromethane	75-69-4	N.D.	2	1
05382	Vinyl Chloride	75-01-4	N.D.	1	1
05382	m+p-Xylene	n.a.	N.D.	0.5	1
05382	o-Xylene	95-47-6	N.D.	0.5	1

GC Volatiles	SW-846 8015B	ug/l	ug/l	
01728	TPH-GRO N. CA water C6-C12	n.a.	230	50

General Sample Comments

State of California Lab Certification No. 2501

All QC is compliant unless otherwise noted. Please refer to the Quality Control Summary for overall QC performance data and associated samples.



Analysis Report

2425 New Holland Pike, PO Box 12425, Lancaster, PA 17605-2425 • 717-656-2300 Fax: 717-656-2681 • www.lancasterlabs.com

Sample Description: MW-19A-W-091027 NA Water
Facility# 206265 BBLW
1520 Powell-Emeryville SLT2007076 MW-19A

LLI Sample # WW 5818643
LLI Group # 1168360
CA

Project Name: 206265

Collected: 10/27/2009 08:51 by CM

Account Number: 11964

Submitted: 10/28/2009 09:00

Chevron

Reported: 11/09/2009 at 15:34

6001 Bollinger Canyon Rd L4310

Discard: 12/10/2009

San Ramon CA 94583

PSE19

Laboratory Sample Analysis Record

CAT No.	Analysis Name	Method	Trial#	Batch#	Analysis Date and Time	Analyst	Dilution Factor
05382	EPA SW846/8260 (water)	SW-846 8260B	1	W093022AA	10/29/2009 22:28	Angela D Sneeringer	1
05382	EPA SW846/8260 (water)	SW-846 8260B	1	W093022AA	10/29/2009 22:51	Angela D Sneeringer	10
01163	GC/MS VOA Water Prep	SW-846 5030B	1	W093022AA	10/29/2009 22:28	Angela D Sneeringer	1
01163	GC/MS VOA Water Prep	SW-846 5030B	2	W093022AA	10/29/2009 22:51	Angela D Sneeringer	10
08202	EPA SW 846/8260 - Water	SW-846 8260B	1	W093022AA	10/29/2009 22:28	Angela D Sneeringer	1
01146	GC VOA Water Prep	SW-846 5030B	1	09306B20A	11/02/2009 16:26	Tyler O Griffin	1
01728	TPH-GRO N. CA water C6-C12	SW-846 8015B	1	09306B20A	11/02/2009 16:26	Tyler O Griffin	1



Analysis Report

2425 New Holland Pike, PO Box 12425, Lancaster, PA 17605-2425 • 717-656-2300 Fax: 717-656-2681 • www.lancasterlabs.com

Sample Description: QA-T-091027 NA Water
Facility# 206265 BBLW
1520 Powell-Emeryville SLT2007076 QA

LLI Sample # WW 5818644
LLI Group # 1168360
CA

Project Name: 206265

Collected: 10/27/2009

Account Number: 11964

Submitted: 10/28/2009 09:00

Chevron

Reported: 11/09/2009 at 15:34

6001 Bollinger Canyon Rd L4310

Discard: 12/10/2009

San Ramon CA 94583

PSEQA

CAT No.	Analysis Name	CAS Number	As Received Result	As Received Method Detection Limit	Dilution Factor
GC/MS Volatiles SW-846 8260B			ug/l	ug/l	
06054	Benzene	71-43-2	N.D.	0.5	1
06054	Ethylbenzene	100-41-4	N.D.	0.5	1
06054	Methyl Tertiary Butyl Ether	1634-04-4	N.D.	0.5	1
06054	Toluene	108-88-3	N.D.	0.5	1
06054	Xylene (Total)	1330-20-7	N.D.	0.5	1
GC Volatiles SW-846 8015B			ug/l	ug/l	
01728	TPH-GRO N. CA water C6-C12	n.a.	N.D.	50	1

General Sample Comments

State of California Lab Certification No. 2501

All QC is compliant unless otherwise noted. Please refer to the Quality Control Summary for overall QC performance data and associated samples.

Laboratory Sample Analysis Record

CAT No.	Analysis Name	Method	Trial#	Batch#	Analysis Date and Time	Analyst	Dilution Factor
01163	GC/MS VOA Water Prep	SW-846 5030B	1	D093102AA	11/06/2009 10:44	Ginelle L Feister	1
06054	BTEX+MTBE by 8260B	SW-846 8260B	1	D093102AA	11/06/2009 10:44	Ginelle L Feister	1
01146	GC VOA Water Prep	SW-846 5030B	1	09306B20A	11/02/2009 14:37	Tyler O Griffin	1
01728	TPH-GRO N. CA water C6-C12	SW-846 8015B	1	09306B20A	11/02/2009 14:37	Tyler O Griffin	1

Quality Control Summary

 Client Name: Chevron
 Reported: 11/09/09 at 03:34 PM

Group Number: 1168360

Matrix QC may not be reported if site-specific QC samples were not submitted. In these situations, to demonstrate precision and accuracy at a batch level, a LCS/LCSD was performed, unless otherwise specified in the method.

Laboratory Compliance Quality Control

<u>Analysis Name</u>	<u>Blank Result</u>	<u>Blank MDL</u>	<u>Report Units</u>	<u>LCS %REC</u>	<u>LCSD %REC</u>	<u>LCS/LCSD Limits</u>	<u>RPD</u>	<u>RPD Max</u>
Batch number: D093102AA	Sample number(s): 5818644							
Benzene	N.D.	0.5	ug/l	95		79-120		
Ethylbenzene	N.D.	0.5	ug/l	97		79-120		
Methyl Tertiary Butyl Ether	N.D.	0.5	ug/l	99		76-120		
Toluene	N.D.	0.5	ug/l	97		79-120		
Xylene (Total)	N.D.	0.5	ug/l	100		80-120		
Batch number: W093022AA	Sample number(s): 5818641-5818643							
Benzene	N.D.	0.5	ug/l	97		79-120		
Bromodichloromethane	N.D.	1.	ug/l	99		80-120		
Bromoform	N.D.	1.	ug/l	87		61-120		
Bromomethane	N.D.	1.	ug/l	78		40-137		
Carbon Tetrachloride	N.D.	1.	ug/l	104		75-123		
Chlorobenzene	N.D.	0.8	ug/l	101		80-120		
Chloroethane	N.D.	1.	ug/l	74		49-129		
Chloroform	N.D.	0.8	ug/l	104		77-122		
Chloromethane	N.D.	1.	ug/l	93		60-129		
Dibromochloromethane	N.D.	1.	ug/l	96		80-120		
1,2-Dichlorobenzene	N.D.	1.	ug/l	101		80-120		
1,3-Dichlorobenzene	N.D.	1.	ug/l	99		80-120		
1,4-Dichlorobenzene	N.D.	1.	ug/l	100		80-120		
1,1-Dichloroethane	N.D.	1.	ug/l	98		79-120		
1,2-Dichloroethane	N.D.	0.5	ug/l	117		70-130		
1,1-Dichloroethene	N.D.	0.8	ug/l	95		74-123		
cis-1,2-Dichloroethene	N.D.	0.8	ug/l	96		80-120		
trans-1,2-Dichloroethene	N.D.	0.8	ug/l	98		80-120		
1,2-Dichloropropane	N.D.	1.	ug/l	96		78-120		
cis-1,3-Dichloropropene	N.D.	1.	ug/l	94		80-120		
trans-1,3-Dichloropropene	N.D.	1.	ug/l	96		79-120		
Ethylbenzene	N.D.	0.5	ug/l	96		79-120		
Freon 113	N.D.	2.	ug/l	94		69-128		
Methyl Tertiary Butyl Ether	N.D.	0.5	ug/l	95		76-120		
Methylene Chloride	N.D.	2.	ug/l	93		80-120		
1,1,2,2-Tetrachloroethane	N.D.	1.	ug/l	95		71-120		
Tetrachloroethene	N.D.	0.8	ug/l	109		80-121		
Toluene	N.D.	0.5	ug/l	98		79-120		
1,1,1-Trichloroethane	N.D.	0.8	ug/l	107		75-127		
1,1,2-Trichloroethane	N.D.	0.8	ug/l	103		80-120		
Trichloroethene	N.D.	1.	ug/l	104		80-120		
Trichlorofluoromethane	N.D.	2.	ug/l	83		64-129		
Vinyl Chloride	N.D.	1.	ug/l	91		59-120		
m+p-Xylene	N.D.	0.5	ug/l	98		80-120		
o-Xylene	N.D.	0.5	ug/l	93		80-120		
Batch number: 09306B20A	Sample number(s): 5818641-5818644							
TPH-GRO N. CA water C6-C12	N.D.	50.	ug/l	100	100	75-135	0	30

*- Outside of specification

- (1) The result for one or both determinations was less than five times the LOQ.
- (2) The unspiked result was more than four times the spike added.

Quality Control Summary

 Client Name: Chevron
 Reported: 11/09/09 at 03:34 PM

Group Number: 1168360

Sample Matrix Quality Control

 Unspiked (UNSPK) = the sample used in conjunction with the matrix spike
 Background (BKG) = the sample used in conjunction with the duplicate

<u>Analysis Name</u>	<u>MS</u> <u>%REC</u>	<u>MSD</u> <u>%REC</u>	<u>MS/MSD</u> <u>Limits</u>	<u>RPD</u>	<u>RPD</u> <u>MAX</u>	<u>BKG</u> <u>Conc</u>	<u>DUP</u> <u>Conc</u>	<u>DUP</u> <u>RPD</u>	<u>Dup RPD</u> <u>Max</u>
Batch number: D093102AA	Sample number(s): 5818644 UNSPK: P821515								
Benzene	104	112	80-126	7	30				
Ethylbenzene	108	118	71-134	9	30				
Methyl Tertiary Butyl Ether	93	99	72-126	7	30				
Toluene	107	117	80-125	8	30				
Xylene (Total)	110	120	79-125	9	30				
Batch number: W093022AA	Sample number(s): 5818641-5818643 UNSPK: P818724								
Benzene	105	105	80-126	0	30				
Bromodichloromethane	107	107	78-125	0	30				
Bromoform	90	88	60-121	3	30				
Bromomethane	84	86	38-149	2	30				
Carbon Tetrachloride	115	116	81-138	1	30				
Chlorobenzene	107	106	87-124	1	30				
Chloroethane	86	92	51-145	7	30				
Chloroform	113	114	81-134	1	30				
Chloromethane	137	144	67-154	5	30				
Dibromochloromethane	100	99	74-116	1	30				
1,2-Dichlorobenzene	104	104	84-119	0	30				
1,3-Dichlorobenzene	105	104	86-121	1	30				
1,4-Dichlorobenzene	104	105	85-121	1	30				
1,1-Dichloroethane	106	109	84-129	3	30				
1,2-Dichloroethane	120	120	66-141	0	30				
1,1-Dichloroethene	107	109	85-142	1	30				
cis-1,2-Dichloroethene	105	106	85-125	1	30				
trans-1,2-Dichloroethene	107	108	87-126	1	30				
1,2-Dichloropropane	102	101	83-124	1	30				
cis-1,3-Dichloropropene	91	93	75-125	2	30				
trans-1,3-Dichloropropene	94	94	74-119	0	30				
Ethylbenzene	102	103	71-134	1	30				
Freon 113	112	111	89-148	0	30				
Methyl Tertiary Butyl Ether	97	95	72-126	1	30				
Methylene Chloride	99	100	79-120	1	30				
1,1,2,2-Tetrachloroethane	96	94	73-119	2	30				
Tetrachloroethene	115	118	80-128	3	30				
Toluene	104	103	80-125	1	30				
1,1,1-Trichloroethane	118	122	80-143	3	30				
1,1,2-Trichloroethane	106	104	77-124	2	30				
Trichloroethene	114	116	88-133	2	30				
Trichlorofluoromethane	101	102	73-152	1	30				
Vinyl Chloride	100	100	66-133	0	30				
m+p-Xylene	104	104	79-125	0	30				
o-Xylene	99	100	79-125	1	30				
Batch number: 09306B20A	Sample number(s): 5818641-5818644 UNSPK: 5818642								
TPH-GRO N. CA water C6-C12	118		63-154						

*- Outside of specification

- (1) The result for one or both determinations was less than five times the LOQ.
- (2) The unspiked result was more than four times the spike added.

Quality Control Summary

 Client Name: Chevron
 Reported: 11/09/09 at 03:34 PM

Group Number: 1168360

Surrogate Quality Control

Surrogate recoveries which are outside of the QC window are confirmed unless attributed to dilution or otherwise noted on the Analysis Report.

 Analysis Name: BTEX+MTBE by 8260B
 Batch number: D093102AA

	Dibromofluoromethane	1,2-Dichloroethane-d4	Toluene-d8	4-Bromofluorobenzene
5818644	101	93	99	98
Blank	99	92	98	98
LCS	99	93	99	101
MS	99	93	99	101
MSD	100	97	99	103
Limits:	80-116	77-113	80-113	78-113

 Analysis Name: EPA SW846/8260 (water)
 Batch number: W093022AA

	Dibromofluoromethane	1,2-Dichloroethane-d4	Toluene-d8	4-Bromofluorobenzene
5818641	98	94	89	85
5818642	99	94	90	84
5818643	98	93	89	85
Blank	95	92	91	86
LCS	94	92	94	94
MS	95	91	95	95
MSD	96	92	93	93
Limits:	80-116	77-113	80-113	78-113

 Analysis Name: TPH-GRO N. CA water C6-C12
 Batch number: 09306B20A
 Trifluorotoluene-F

5818641	108
5818642	99
5818643	105
5818644	99
Blank	99
LCS	129
LCSD	128
MS	133
Limits:	63-135

*- Outside of specification

- (1) The result for one or both determinations was less than five times the LOQ.
- (2) The unspiked result was more than four times the spike added.

Lancaster Laboratories Explanation of Symbols and Abbreviations

The following defines common symbols and abbreviations used in reporting technical data:

N.D.	none detected	BMQL	Below Minimum Quantitation Level
TNTC	Too Numerous To Count	MPN	Most Probable Number
IU	International Units	CP Units	cobalt-chloroplatinate units
umhos/cm	micromhos/cm	NTU	nephelometric turbidity units
C	degrees Celsius	F	degrees Fahrenheit
Cal	(diet) calories	lb.	pound(s)
meq	milliequivalents	kg	kilogram(s)
g	gram(s)	mg	milligram(s)
ug	microgram(s)	l	liter(s)
ml	milliliter(s)	ul	microliter(s)
m3	cubic meter(s)	fib >5 um/ml	fibers greater than 5 microns in length per ml
<	less than – The number following the sign is the <u>limit of quantitation</u> , the smallest amount of analyte which can be reliably determined using this specific test.		
>	greater than		
ppm	parts per million – One ppm is equivalent to one milligram per kilogram (mg/kg), or one gram per million grams. For aqueous liquids, ppm is usually taken to be equivalent to milligrams per liter (mg/l), because one liter of water has a weight very close to a kilogram. For gases or vapors, one ppm is equivalent to one microliter of gas per liter of gas.		
ppb	parts per billion		
Dry weight basis	Results printed under this heading have been adjusted for moisture content. This increases the analyte weight concentration to approximate the value present in a similar sample without moisture.		

U.S. EPA data qualifiers:

Organic Qualifiers

A	TIC is a possible aldol-condensation product
B	Analyte was also detected in the blank
C	Pesticide result confirmed by GC/MS
D	Compound quantitated on a diluted sample
E	Concentration exceeds the calibration range of the instrument
J	Estimated value
N	Presumptive evidence of a compound (TICs only)
P	Concentration difference between primary and confirmation columns >25%
U	Compound was not detected
X,Y,Z	Defined in case narrative

Inorganic Qualifiers

B	Value is <CRDL, but ≥IDL
E	Estimated due to interference
M	Duplicate injection precision not met
N	Spike amount not within control limits
S	Method of standard additions (MSA) used for calculation
U	Compound was not detected
W	Post digestion spike out of control limits
*	Duplicate analysis not within control limits
+	Correlation coefficient for MSA <0.995

Analytical test results for methods listed on the laboratories' accreditation scope meet all requirements of NELAC unless otherwise noted under the individual analysis.

Tests results relate only to the sample tested. Clients should be aware that a critical step in a chemical or microbiological analysis is the collection of the sample. Unless the sample analyzed is truly representative of the bulk of material involved, the test results will be meaningless. If you have questions regarding the proper techniques of collecting samples, please contact us. We cannot be held responsible for sample integrity, however, unless sampling has been performed by a member of our staff. This report shall not be reproduced except in full, without the written approval of the laboratory.

WARRANTY AND LIMITS OF LIABILITY – In accepting analytical work, we warrant the accuracy of test results for the sample as submitted. THE FOREGOING EXPRESS WARRANTY IS EXCLUSIVE AND IS GIVEN IN LIEU OF ALL OTHER WARRANTIES, EXPRESSED OR IMPLIED. WE DISCLAIM ANY OTHER WARRANTIES, EXPRESSED OR IMPLIED, INCLUDING A WARRANTY OF FITNESS FOR PARTICULAR PURPOSE AND WARRANTY OF MERCHANTABILITY. IN NO EVENT SHALL LANCASTER LABORATORIES BE LIABLE FOR INDIRECT, SPECIAL, CONSEQUENTIAL, OR INCIDENTAL DAMAGES INCLUDING, BUT NOT LIMITED TO, DAMAGES FOR LOSS OF PROFIT OR GOODWILL REGARDLESS OF (A) THE NEGLIGENCE (EITHER SOLE OR CONCURRENT) OF LANCASTER LABORATORIES AND (B) WHETHER LANCASTER LABORATORIES HAS BEEN INFORMED OF THE POSSIBILITY OF SUCH DAMAGES. We accept no legal responsibility for the purposes for which the client uses the test results. No purchase order or other order for work shall be accepted by Lancaster Laboratories which includes any conditions that vary from the Standard Terms and Conditions of Lancaster Laboratories and we hereby object to any conflicting terms contained in any acceptance or order submitted by client.

ANALYTICAL RESULTS

Prepared by:

Lancaster Laboratories
2425 New Holland Pike
Lancaster, PA 17605-2425

Prepared for:

Chevron
6001 Bollinger Canyon Rd L4310
San Ramon CA 94583

May 27, 2010

Project: 206265

Submittal Date: 05/19/2010
Group Number: 1195131
PO Number: 0015060938
Release Number: BAUHS
State of Sample Origin: CAClient Sample DescriptionMW-18-W-100518 Grab Water
MW-18-W-100518 Filtered Grab WaterLancaster Labs (LLI) #5983788
5983789

The specific methodologies used in obtaining the enclosed analytical results are indicated on the Laboratory Sample Analysis Record.

ELECTRONIC Arcadis BBL
COPY TO
1 COPY TO Data Package Group
ELECTRONIC Arcadis
COPY TO

Attn: Jennifer Wagler

Attn: Angeline Tan

Questions? Contact your Client Services Representative
Jill M Parker at (717) 656-2300 Ext. 1241

Respectfully Submitted,



Martha L. Seidel
Senior Chemist

Sample Description: MW-18-W-100518 Grab Water
Facility# 206265 BBLW
1520 Powell St-Emeryville SLT2007076 MW-18

LLI Sample # WW 5983788
LLI Group # 1195131
Account # 11964

Project Name: 206265

Collected: 05/18/2010 13:20 by LK

Chevron

6001 Bollinger Canyon Rd L4310
San Ramon CA 94583

Submitted: 05/19/2010 08:50

Reported: 05/27/2010 14:24

Discard: 06/27/2010

26518 SDG#: ORE02-01

CAT No.	Analysis Name	CAS Number	As Received Result	As Received Method Detection Limit	Dilution Factor
GC/MS	Volatiles	SW-846 8260B	ug/l	ug/l	
10905	Acetone	67-64-1	N.D.	6	1
10905	t-Amyl methyl ether	994-05-8	N.D.	0.5	1
10905	Benzene	71-43-2	N.D.	0.5	1
10905	Bromobenzene	108-86-1	N.D.	1	1
10905	Bromochloromethane	74-97-5	N.D.	1	1
10905	Bromodichloromethane	75-27-4	N.D.	1	1
10905	Bromoform	75-25-2	N.D.	1	1
10905	Bromomethane	74-83-9	N.D.	1	1
10905	2-Butanone	78-93-3	N.D.	3	1
10905	t-Butyl alcohol	75-65-0	N.D.	5	1
10905	n-Butylbenzene	104-51-8	N.D.	1	1
10905	sec-Butylbenzene	135-98-8	N.D.	1	1
10905	tert-Butylbenzene	98-06-6	N.D.	1	1
10905	Carbon Disulfide	75-15-0	N.D.	1	1
10905	Carbon Tetrachloride	56-23-5	N.D.	1	1
10905	Chlorobenzene	108-90-7	N.D.	0.8	1
10905	Chloroethane	75-00-3	N.D.	1	1
10905	2-Chloroethyl Vinyl Ether	110-75-8	N.D.	2	1
	2-Chloroethyl vinyl ether may not be recovered if acid was used to preserve this sample.				
10905	Chloroform	67-66-3	N.D.	0.8	1
10905	Chloromethane	74-87-3	N.D.	1	1
10905	2-Chlorotoluene	95-49-8	N.D.	1	1
10905	4-Chlorotoluene	106-43-4	N.D.	1	1
10905	1,2-Dibromo-3-chloropropane	96-12-8	N.D.	2	1
10905	Dibromochloromethane	124-48-1	N.D.	1	1
10905	1,2-Dibromoethane	106-93-4	N.D.	0.5	1
10905	Dibromomethane	74-95-3	N.D.	1	1
10905	1,2-Dichlorobenzene	95-50-1	N.D.	1	1
10905	1,3-Dichlorobenzene	541-73-1	N.D.	1	1
10905	1,4-Dichlorobenzene	106-46-7	N.D.	1	1
10905	Dichlorodifluoromethane	75-71-8	N.D.	2	1
10905	1,1-Dichloroethane	75-34-3	N.D.	1	1
10905	1,2-Dichloroethane	107-06-2	N.D.	0.5	1
10905	1,1-Dichloroethene	75-35-4	N.D.	0.8	1
10905	cis-1,2-Dichloroethene	156-59-2	1	0.8	1
10905	trans-1,2-Dichloroethene	156-60-5	N.D.	0.8	1
10905	1,2-Dichloropropane	78-87-5	N.D.	1	1
10905	1,3-Dichloropropane	142-28-9	N.D.	1	1
10905	2,2-Dichloropropane	594-20-7	N.D.	1	1
10905	1,1-Dichloropropene	563-58-6	N.D.	1	1
10905	cis-1,3-Dichloropropene	10061-01-5	N.D.	1	1
10905	trans-1,3-Dichloropropene	10061-02-6	N.D.	1	1
10905	Ethanol	64-17-5	N.D.	50	1
10905	Ethyl t-butyl ether	637-92-3	N.D.	0.5	1
10905	Ethylbenzene	100-41-4	N.D.	0.5	1
10905	Freon 113	76-13-1	N.D.	2	1
10905	Hexachlorobutadiene	87-68-3	N.D.	2	1
10905	2-Hexanone	591-78-6	N.D.	3	1

Sample Description: MW-18-W-100518 Grab Water
Facility# 206265 BBLW
1520 Powell St-Emeryville SLT2007076 MW-18

LLI Sample # WW 5983788
LLI Group # 1195131
Account # 11964

Project Name: 206265

Collected: 05/18/2010 13:20 by LK

Chevron

6001 Bollinger Canyon Rd L4310
San Ramon CA 94583

Submitted: 05/19/2010 08:50

Reported: 05/27/2010 14:24

Discard: 06/27/2010

26518 SDG#: ORE02-01

CAT No.	Analysis Name	CAS Number	As Received Result	As Received Method Detection Limit	Dilution Factor
GC/MS Volatiles SW-846 8260B			ug/l	ug/l	
10905	di-Isopropyl ether	108-20-3	N.D.	0.5	1
10905	Isopropylbenzene	98-82-8	N.D.	1	1
10905	p-Isopropyltoluene	99-87-6	N.D.	1	1
10905	Methyl Tertiary Butyl Ether	1634-04-4	N.D.	0.5	1
10905	4-Methyl-2-pentanone	108-10-1	N.D.	3	1
10905	Methylene Chloride	75-09-2	N.D.	2	1
10905	Naphthalene	91-20-3	N.D.	1	1
10905	n-Propylbenzene	103-65-1	N.D.	1	1
10905	Styrene	100-42-5	N.D.	1	1
10905	1,1,1,2-Tetrachloroethane	630-20-6	N.D.	1	1
10905	1,1,2,2-Tetrachloroethane	79-34-5	N.D.	1	1
10905	Tetrachloroethene	127-18-4	7	0.8	1
10905	Toluene	108-88-3	N.D.	0.5	1
10905	1,2,3-Trichlorobenzene	87-61-6	N.D.	1	1
10905	1,2,4-Trichlorobenzene	120-82-1	N.D.	1	1
10905	1,1,1-Trichloroethane	71-55-6	N.D.	0.8	1
10905	1,1,2-Trichloroethane	79-00-5	N.D.	0.8	1
10905	Trichloroethene	79-01-6	16	1	1
10905	Trichlorofluoromethane	75-69-4	N.D.	2	1
10905	1,2,3-Trichloropropane	96-18-4	N.D.	1	1
10905	1,2,4-Trimethylbenzene	95-63-6	N.D.	1	1
10905	1,3,5-Trimethylbenzene	108-67-8	N.D.	1	1
10905	Vinyl Chloride	75-01-4	N.D.	1	1
10905	m+p-Xylene	n.a.	N.D.	0.5	1
10905	o-Xylene	95-47-6	N.D.	0.5	1
GC Volatiles SW-846 8015B			ug/l	ug/l	
01728	TPH-GRO N. CA water C6-C12	n.a.	N.D.	50	1
GC Extractable TPH SW-846 8015B modified			ug/l	ug/l	
02740	C11-C36	n.a.	N.D.	48	1
02740	Total TPH	n.a.	N.D.	48	1
GC Miscellaneous RSKSOP-175 08/11/94 modified			ug/l	ug/l	
07105	Ethane	74-84-0	N.D.	1.0	1
07105	Ethene	74-85-1	N.D.	1.0	1
07105	Methane	74-82-8	N.D.	5.0	1
Wet Chemistry EPA 300.0			ug/l	ug/l	
00368	Nitrate Nitrogen	14797-55-8	2,700	250	5
00228	Sulfate	14808-79-8	35,200	1,500	5
SM20 5310 C			ug/l	ug/l	
00273	Total Organic Carbon	n.a.	1,600	500	1



Analysis Report

2425 New Holland Pike, PO Box 12425, Lancaster, PA 17605-2425 • 717-656-2300 Fax: 717-656-2681 • www.lancasterlabs.com

Sample Description: MW-18-W-100518 Grab Water
Facility# 206265 BBLW
1520 Powell St-Emeryville SLT2007076 MW-18

LLI Sample # WW 5983788
LLI Group # 1195131
Account # 11964

Project Name: 206265

Collected: 05/18/2010 13:20 by LK

Chevron

6001 Bollinger Canyon Rd L4310
San Ramon CA 94583

Submitted: 05/19/2010 08:50

Reported: 05/27/2010 14:24

Discard: 06/27/2010

26518 SDG#: ORE02-01

CAT No.	Analysis Name	CAS Number	As Received Result	As Received Method Detection Limit	Dilution Factor
Wet Chemistry SM20 2320 B			ug/l as CaCO3	ug/l as CaCO3	
00202	Alkalinity to pH 4.5	n.a.	145,000	460	1
00201	Alkalinity to pH 8.3	n.a.	N.D.	460	1
01454	Bicarbonate Alkalinity	n.a.	145,000	460	1
SM20 4500 S2 D			ug/l	ug/l	
00230	Sulfide	18496-25-8	N.D.	54	1

General Sample Comments

State of California Lab Certification No. 2501
Trip blank vials were not received by the laboratory for this sample group.

All QC is compliant unless otherwise noted. Please refer to the Quality Control Summary for overall QC performance data and associated samples.

Laboratory Sample Analysis Record

CAT No.	Analysis Name	Method	Trial#	Batch#	Analysis Date and Time	Analyst	Dilution Factor
10905	8260 Full List w/ Sep. Xylenes	SW-846 8260B	1	W101442AA	05/24/2010 20:48	Lauren C Temple	1
01163	GC/MS VOA Water Prep	SW-846 5030B	1	W101442AA	05/24/2010 20:48	Lauren C Temple	1
01146	GC VOA Water Prep	SW-846 5030B	1	10141A20A	05/21/2010 17:24	Marie D John	1
01728	TPH-GRO N. CA water C6-C12	SW-846 8015B	1	10141A20A	05/21/2010 17:24	Marie D John	1
07105	Volatile Headspace Hydrocarbon	RSKSOP-175 08/11/94 modified	1	101440036A	05/25/2010 16:58	Elizabeth J Marin	1
07003	Extraction - DRO (Waters)	SW-846 3510C	1	101390020A	05/20/2010 08:40	Denise L Trimby	1
02740	Custom TPH with Ranges (Water)	SW-846 8015B modified	1	101390020A	05/21/2010 01:04	Heather E Williams	1
00368	Nitrate Nitrogen	EPA 300.0	1	10139196603A	05/20/2010 01:24	Ashley M Adams	5
00228	Sulfate	EPA 300.0	1	10139196603A	05/20/2010 01:24	Ashley M Adams	5
00273	Total Organic Carbon	SM20 5310 C	1	10141049501A	05/21/2010 04:02	James S Mathiot	1
00202	Alkalinity to pH 4.5	SM20 2320 B	1	10144020201B	05/24/2010 11:13	Geraldine C Smith	1
00201	Alkalinity to pH 8.3	SM20 2320 B	1	10144020201B	05/24/2010 11:13	Geraldine C Smith	1
01454	Bicarbonate Alkalinity	SM20 2320 B	1	10144020201B	05/24/2010 11:13	Geraldine C Smith	1
00230	Sulfide	SM20 4500 S2 D	1	10139023003A	05/19/2010 17:15	Geraldine C Smith	1



Analysis Report

2425 New Holland Pike, PO Box 12425, Lancaster, PA 17605-2425 • 717-656-2300 Fax: 717-656-2681 • www.lancasterlabs.com

Sample Description: MW-18-W-100518 Filtered Grab Water
Facility# 206265 BBLW
1520 Powell St-Emeryville SLT2007076 MW-18

LLI Sample # WW 5983789
LLI Group # 1195131
Account # 11964

Project Name: 206265

Collected: 05/18/2010 13:20 by LK

Chevron

6001 Bollinger Canyon Rd L4310
San Ramon CA 94583

Submitted: 05/19/2010 08:50

Reported: 05/27/2010 14:24

Discard: 06/27/2010

SDG#: ORE02-02*

CAT No.	Analysis Name	CAS Number	As Received Result	As Received Method Detection Limit	Dilution Factor
Metals Dissolved					
	EPA 200.7 rev 4.4		ug/l	ug/l	
01754	Iron	7439-89-6	N.D.	52.2	1
07058	Manganese	7439-96-5	16.0	0.84	1

General Sample Comments

State of California Lab Certification No. 2501
This sample was field filtered for dissolved metals.

All QC is compliant unless otherwise noted. Please refer to the Quality Control Summary for overall QC performance data and associated samples.

Laboratory Sample Analysis Record

CAT No.	Analysis Name	Method	Trial#	Batch#	Analysis Date and Time	Analyst	Dilution Factor
01754	Iron	EPA 200.7 rev 4.4	1	101405716004	05/22/2010 11:31	Damary Valentin	1
07058	Manganese	EPA 200.7 rev 4.4	1	101405716004	05/22/2010 11:31	Damary Valentin	1
05716	EPA 600 ICP Digest (tot rec)	EPA 200.7 rev 4.4	1	101405716004	05/20/2010 13:00	James L Mertz	1

Quality Control Summary

 Client Name: Chevron
 Reported: 05/27/10 at 02:24 PM

Group Number: 1195131

Matrix QC may not be reported if site-specific QC samples were not submitted. In these situations, to demonstrate precision and accuracy at a batch level, a LCS/LCSD was performed, unless otherwise specified in the method.

Laboratory Compliance Quality Control

<u>Analysis Name</u>	<u>Blank Result</u>	<u>Blank MDL</u>	<u>Report Units</u>	<u>LCS %REC</u>	<u>LCSD %REC</u>	<u>LCS/LCSD Limits</u>	<u>RPD</u>	<u>RPD Max</u>
Batch number: W101442AA	Sample number(s): 5983788							
Acetone	N.D.	6.	ug/l	97		49-234		
t-Amyl methyl ether	N.D.	0.5	ug/l	81		77-120		
Benzene	N.D.	0.5	ug/l	104		79-120		
Bromobenzene	N.D.	1.	ug/l	106		80-120		
Bromochloromethane	N.D.	1.	ug/l	106		80-120		
Bromodichloromethane	N.D.	1.	ug/l	99		80-120		
Bromoform	N.D.	1.	ug/l	112		61-120		
Bromomethane	N.D.	1.	ug/l	86		44-120		
2-Butanone	N.D.	3.	ug/l	102		66-151		
t-Butyl alcohol	N.D.	5.	ug/l	120		73-120		
n-Butylbenzene	N.D.	1.	ug/l	92		74-120		
sec-Butylbenzene	N.D.	1.	ug/l	96		78-120		
tert-Butylbenzene	N.D.	1.	ug/l	101		80-120		
Carbon Disulfide	N.D.	1.	ug/l	97		62-120		
Carbon Tetrachloride	N.D.	1.	ug/l	110		75-123		
Chlorobenzene	N.D.	0.8	ug/l	106		80-120		
Chloroethane	N.D.	1.	ug/l	74		49-129		
2-Chloroethyl Vinyl Ether	N.D.	2.	ug/l	57		56-129		
Chloroform	N.D.	0.8	ug/l	99		77-122		
Chloromethane	N.D.	1.	ug/l	93		60-129		
2-Chlorotoluene	N.D.	1.	ug/l	103		80-120		
4-Chlorotoluene	N.D.	1.	ug/l	104		80-120		
1,2-Dibromo-3-chloropropane	N.D.	2.	ug/l	87		66-120		
Dibromochloromethane	N.D.	1.	ug/l	106		80-120		
1,2-Dibromoethane	N.D.	0.5	ug/l	103		80-120		
Dibromomethane	N.D.	1.	ug/l	102		80-120		
1,2-Dichlorobenzene	N.D.	1.	ug/l	107		80-120		
1,3-Dichlorobenzene	N.D.	1.	ug/l	105		80-120		
1,4-Dichlorobenzene	N.D.	1.	ug/l	105		80-120		
Dichlorodifluoromethane	N.D.	2.	ug/l	76		54-152		
1,1-Dichloroethane	N.D.	1.	ug/l	103		79-120		
1,2-Dichloroethane	N.D.	0.5	ug/l	95		70-130		
1,1-Dichloroethene	N.D.	0.8	ug/l	104		74-123		
cis-1,2-Dichloroethene	N.D.	0.8	ug/l	102		80-120		
trans-1,2-Dichloroethene	N.D.	0.8	ug/l	103		80-120		
1,2-Dichloropropane	N.D.	1.	ug/l	107		78-120		
1,3-Dichloropropane	N.D.	1.	ug/l	102		80-120		
2,2-Dichloropropane	N.D.	1.	ug/l	98		77-124		
1,1-Dichloropropene	N.D.	1.	ug/l	101		80-120		
cis-1,3-Dichloropropene	N.D.	1.	ug/l	102		80-120		
trans-1,3-Dichloropropene	N.D.	1.	ug/l	99		79-120		
Ethanol	N.D.	50.	ug/l	115		40-158		
Ethyl t-butyl ether	N.D.	0.5	ug/l	82		76-120		
Ethylbenzene	N.D.	0.5	ug/l	101		79-120		
Freon 113	N.D.	2.	ug/l	107		69-128		
Hexachlorobutadiene	N.D.	2.	ug/l	82		58-120		

*- Outside of specification

- (1) The result for one or both determinations was less than five times the LOQ.
- (2) The unspiked result was more than four times the spike added.

Quality Control Summary

Client Name: Chevron

Group Number: 1195131

Reported: 05/27/10 at 02:24 PM

Laboratory Compliance Quality Control

<u>Analysis Name</u>	<u>Blank Result</u>	<u>Blank MDL</u>	<u>Report Units</u>	<u>LCS %REC</u>	<u>LCSD %REC</u>	<u>LCS/LCSD Limits</u>	<u>RPD</u>	<u>RPD Max</u>
2-Hexanone	N.D.	3.	ug/l	101		65-136		
di-Isopropyl ether	N.D.	0.5	ug/l	105		71-124		
Isopropylbenzene	N.D.	1.	ug/l	102		77-120		
p-Isopropyltoluene	N.D.	1.	ug/l	97		80-120		
Methyl Tertiary Butyl Ether	N.D.	0.5	ug/l	90		76-120		
4-Methyl-2-pentanone	N.D.	3.	ug/l	105		70-121		
Methylene Chloride	N.D.	2.	ug/l	105		80-120		
Naphthalene	N.D.	1.	ug/l	84		62-120		
n-Propylbenzene	N.D.	1.	ug/l	100		80-120		
Styrene	N.D.	1.	ug/l	99		80-120		
1,1,1,2-Tetrachloroethane	N.D.	1.	ug/l	108		80-120		
1,1,2,2-Tetrachloroethane	N.D.	1.	ug/l	102		71-120		
Tetrachloroethene	N.D.	0.8	ug/l	110		80-121		
Toluene	N.D.	0.5	ug/l	103		79-120		
1,2,3-Trichlorobenzene	N.D.	1.	ug/l	91		65-120		
1,2,4-Trichlorobenzene	N.D.	1.	ug/l	96		67-120		
1,1,1-Trichloroethane	N.D.	0.8	ug/l	102		75-127		
1,1,2-Trichloroethane	N.D.	0.8	ug/l	104		80-120		
Trichloroethene	N.D.	1.	ug/l	103		80-120		
Trichlorofluoromethane	N.D.	2.	ug/l	97		64-129		
1,2,3-Trichloropropane	N.D.	1.	ug/l	99		80-120		
1,2,4-Trimethylbenzene	N.D.	1.	ug/l	96		74-120		
1,3,5-Trimethylbenzene	N.D.	1.	ug/l	97		75-120		
Vinyl Chloride	N.D.	1.	ug/l	108		59-120		
m+p-Xylene	N.D.	0.5	ug/l	105		80-120		
o-Xylene	N.D.	0.5	ug/l	103		80-120		
Batch number: 10141A20A	Sample number(s): 5983788							
TPH-GRO N. CA water C6-C12	N.D.	50.	ug/l	109	100	75-135	9	30
Batch number: 101390020A	Sample number(s): 5983788							
C11-C36	N.D.	50.	ug/l					
Total TPH	N.D.	50.	ug/l	101	98	60-120	4	20
Batch number: 101440036A	Sample number(s): 5983788							
Ethane	N.D.	1.0	ug/l	93		80-120		
Ethene	N.D.	1.0	ug/l	92		80-120		
Methane	N.D.	5.0	ug/l	93		80-120		
Batch number: 101405716004	Sample number(s): 5983789							
Iron	N.D.	52.2	ug/l	100		85-115		
Manganese	N.D.	0.84	ug/l	99		85-115		
Batch number: 10139196603A	Sample number(s): 5983788							
Nitrate Nitrogen	N.D.	50.	ug/l	100		90-110		
Sulfate	N.D.	300.	ug/l	90		89-110		
Batch number: 10141049501A	Sample number(s): 5983788							
Total Organic Carbon	N.D.	500.	ug/l	98		91-113		
Batch number: 10139023003A	Sample number(s): 5983788							
Sulfide	N.D.	54.	ug/l	99		90-110		
Batch number: 10144020201B	Sample number(s): 5983788							
Alkalinity to pH 4.5	N.D.	460.	ug/l as	100		98-103		

*- Outside of specification

- (1) The result for one or both determinations was less than five times the LOQ.
- (2) The unspiked result was more than four times the spike added.

Quality Control Summary

Client Name: Chevron

Group Number: 1195131

Reported: 05/27/10 at 02:24 PM

Laboratory Compliance Quality Control

<u>Analysis Name</u>	<u>Blank Result</u>	<u>Blank MDL</u>	<u>Report Units</u> CaCO3	<u>LCS %REC</u>	<u>LCSD %REC</u>	<u>LCS/LCSD Limits</u>	<u>RPD</u>	<u>RPD Max</u>
----------------------	---------------------	------------------	------------------------------	-----------------	------------------	------------------------	------------	----------------

Sample Matrix Quality Control

Unspiked (UNSPK) = the sample used in conjunction with the matrix spike
 Background (BKG) = the sample used in conjunction with the duplicate

<u>Analysis Name</u>	<u>MS %REC</u>	<u>MSD %REC</u>	<u>MS/MSD Limits</u>	<u>RPD</u>	<u>RPD MAX</u>	<u>BKG Conc</u>	<u>DUP Conc</u>	<u>DUP RPD</u>	<u>Dup RPD Max</u>
Batch number: W101442AA	Sample number(s): 5983788 UNSPK: P986667								
Acetone	96	95	52-139	1	30				
t-Amyl methyl ether	83	82	75-122	1	30				
Benzene	111	111	80-126	0	30				
Bromobenzene	109	112	82-115	3	30				
Bromochloromethane	111	111	83-123	0	30				
Bromodichloromethane	105	104	78-125	1	30				
Bromoform	114	115	60-121	0	30				
Bromomethane	93	91	38-149	2	30				
2-Butanone	103	101	57-138	1	30				
t-Butyl alcohol	110	115	67-119	4	30				
n-Butylbenzene	100	101	73-128	2	30				
sec-Butylbenzene	104	107	79-125	2	30				
tert-Butylbenzene	108	108	81-121	0	30				
Carbon Disulfide	107	107	67-135	0	30				
Carbon Tetrachloride	124	124	81-138	1	30				
Chlorobenzene	112	113	87-124	1	30				
Chloroethane	83	81	51-145	2	30				
2-Chloroethyl Vinyl Ether	0*	0*	10-151	0	30				
Chloroform	107	106	81-134	1	30				
Chloromethane	101	106	67-154	5	30				
2-Chlorotoluene	108	112	82-118	3	30				
4-Chlorotoluene	111	112	84-122	1	30				
1,2-Dibromo-3-chloropropane	87	86	66-121	1	30				
Dibromochloromethane	110	110	74-116	1	30				
1,2-Dibromoethane	105	105	77-116	0	30				
Dibromomethane	105	104	83-119	1	30				
1,2-Dichlorobenzene	110	111	84-119	1	30				
1,3-Dichlorobenzene	109	111	86-121	2	30				
1,4-Dichlorobenzene	110	112	85-121	2	30				
Dichlorodifluoromethane	87	88	64-163	2	30				
1,1-Dichloroethane	110	110	84-129	0	30				
1,2-Dichloroethane	99	98	66-141	1	30				
1,1-Dichloroethene	116	117	85-142	1	30				
cis-1,2-Dichloroethene	109	110	85-125	1	30				
trans-1,2-Dichloroethene	113	113	87-126	0	30				
1,2-Dichloropropane	113	112	83-124	0	30				
1,3-Dichloropropane	105	105	81-120	1	30				
2,2-Dichloropropane	108	108	81-135	0	30				
1,1-Dichloropropene	112	110	86-137	2	30				
cis-1,3-Dichloropropene	105	106	75-125	2	30				
trans-1,3-Dichloropropene	101	103	74-119	2	30				
Ethanol	115	122	37-164	5	30				

*- Outside of specification

- (1) The result for one or both determinations was less than five times the LOQ.
- (2) The unspiked result was more than four times the spike added.

Quality Control Summary

 Client Name: Chevron
 Reported: 05/27/10 at 02:24 PM

Group Number: 1195131

Sample Matrix Quality Control

 Unspiked (UNSPK) = the sample used in conjunction with the matrix spike
 Background (BKG) = the sample used in conjunction with the duplicate

<u>Analysis Name</u>	<u>MS</u> <u>%REC</u>	<u>MSD</u> <u>%REC</u>	<u>MS/MSD</u> <u>Limits</u>	<u>RPD</u> <u>RPD</u>	<u>RPD</u> <u>MAX</u>	<u>BKG</u> <u>Conc</u>	<u>DUP</u> <u>Conc</u>	<u>DUP</u> <u>RPD</u>	<u>Dup RPD</u> <u>Max</u>
Ethyl t-butyl ether	85	85	74-122	1	30				
Ethylbenzene	108	109	71-134	1	30				
Freon 113	124	123	89-148	1	30				
Hexachlorobutadiene	84	91	56-134	8	30				
2-Hexanone	101	102	55-127	1	30				
di-Isopropyl ether	111	111	70-129	0	30				
Isopropylbenzene	109	112	75-128	2	30				
p-Isopropyltoluene	105	108	76-123	3	30				
Methyl Tertiary Butyl Ether	93	92	72-126	0	30				
4-Methyl-2-pentanone	106	105	63-123	1	30				
Methylene Chloride	108	107	79-120	0	30				
Naphthalene	84	87	52-125	3	30				
n-Propylbenzene	107	109	74-134	2	30				
Styrene	104	106	60-140	1	30				
1,1,1,2-Tetrachloroethane	114	115	82-119	0	30				
1,1,2,2-Tetrachloroethane	103	104	73-119	1	30				
Tetrachloroethene	121	121	80-128	0	30				
Toluene	109	111	80-125	2	30				
1,2,3-Trichlorobenzene	93	97	57-122	4	30				
1,2,4-Trichlorobenzene	98	101	60-122	2	30				
1,1,1-Trichloroethane	110	111	80-143	1	30				
1,1,2-Trichloroethane	108	107	77-124	1	30				
Trichloroethene	112	110	88-133	2	30				
Trichlorofluoromethane	112	113	73-152	0	30				
1,2,3-Trichloropropane	103	104	76-118	2	30				
1,2,4-Trimethylbenzene	102	103	72-130	1	30				
1,3,5-Trimethylbenzene	104	106	72-131	2	30				
Vinyl Chloride	122	120	66-133	1	30				
m+p-Xylene	112	114	79-125	2	30				
o-Xylene	110	110	79-125	0	30				
Batch number: 10141A20A Sample number(s): 5983788 UNSPK: 5983788									
TPH-GRO N. CA water C6-C12	100		63-154						
Batch number: 101440036A Sample number(s): 5983788 UNSPK: 5983788									
Ethane	54	58	34-153	6	20				
Ethene	56	61	35-162	8	20				
Methane	57	63	35-157	11	20				
Batch number: 101405716004 Sample number(s): 5983789 UNSPK: P983729 BKG: P983729									
Iron	104		70-130			62.2	92.9	40* (1)	20
Manganese	101		70-130			6.2	6.5	5 (1)	20
Batch number: 10139196603A Sample number(s): 5983788 UNSPK: P982470 BKG: P982470									
Nitrate Nitrogen	108		90-110			350	290	18 (1)	20
Sulfate	94		90-110			21,600	22,000	2 (1)	20
Batch number: 10141049501A Sample number(s): 5983788 UNSPK: P983688 BKG: P983688									
Total Organic Carbon	105		64-141			4,100	4,100	1 (1)	4
Batch number: 10139023003A Sample number(s): 5983788 UNSPK: P983863 BKG: P983863									
Sulfide	95	94	69-133	1	5	N.D.	N.D.	0 (1)	5

*- Outside of specification

- (1) The result for one or both determinations was less than five times the LOQ.
- (2) The unspiked result was more than four times the spike added.

Quality Control Summary

Client Name: Chevron Group Number: 1195131
 Reported: 05/27/10 at 02:24 PM

Sample Matrix Quality Control

Unspiked (UNSPK) = the sample used in conjunction with the matrix spike
 Background (BKG) = the sample used in conjunction with the duplicate

Analysis Name	MS %REC	MSD %REC	MS/MSD Limits	RPD	RPD MAX	BKG Conc	DUP Conc	DUP RPD	Dup RPD Max
Batch number: 10144020201B	Sample number(s): 5983788				UNSPK: P983863	BKG: P984342			
Alkalinity to pH 4.5	99		73-121			34,300	34,700	1	5
Alkalinity to pH 8.3						N.D.	N.D.	0 (1)	5

Surrogate Quality Control

Surrogate recoveries which are outside of the QC window are confirmed unless attributed to dilution or otherwise noted on the Analysis Report.

Analysis Name: VOCs by 8260B(Extended) -Water
 Batch number: W101442AA

	Dibromofluoromethane	1,2-Dichloroethane-d4	Toluene-d8	4-Bromofluorobenzene
5983788	97	101	96	90
Blank	97	101	96	90
LCS	98	97	97	93
MS	98	97	97	92
MSD	98	97	97	94
Limits:	80-116	77-113	80-113	78-113

Analysis Name: TPH-GRO N. CA water C6-C12
 Batch number: 10141A20A
 Trifluorotoluene-F

5983788	94
Blank	92
LCS	115
LCSD	115
MS	109
Limits:	63-135

Analysis Name: Custom TPH with Ranges (Water)
 Batch number: 101390020A

	Chlorobenzene	Orthoterphenyl
5983788	84	93
Blank	78	94
LCS	82	115
LCSD	79	112
Limits:	28-152	52-131

Analysis Name: Volatile Headspace Hydrocarbon
 Batch number: 101440036A
 Propene

5983788	55
Blank	92

*- Outside of specification

- (1) The result for one or both determinations was less than five times the LOQ.
- (2) The unspiked result was more than four times the spike added.

Quality Control Summary

Client Name: Chevron
Reported: 05/27/10 at 02:24 PM

Group Number: 1195131

Surrogate Quality Control

LCS	90
MS	47
MSD	52

Limits: 42-131

*- Outside of specification

- (1) The result for one or both determinations was less than five times the LOQ.
- (2) The unspiked result was more than four times the spike added.

Chevron California Region Analysis Request/Chain of Custody



051810-04
06/18

For Lancaster Laboratories use only
 Acct. #: 11964 Sample #: 5983788-89 SCR#: 252343

1195131

Facility #: <u>206265</u> Site Address: <u>1520 Powell St., Emeryville, CA</u> Chevron PM: <u>Tom Brauns</u> Lead Consultant: <u>ARCADIS</u> Consultant/Office: <u>Walnut Creek, CA</u> Consultant Prj. Mgr.: <u>Jen Wagner</u> Consultant Phone #: <u>925.246.7819</u> Fax #: <u>925.274.1103</u> Sampler: <u>LK/RH</u> Service Order #: _____ <input type="checkbox"/> Non SAR: _____							Analyses Requested								Preservative Codes H = HCl T = Thiosulfate N = HNO ₃ B = NaOH S = H ₂ SO ₄ O = Other												
							Preservation Codes								<input type="checkbox"/> J value reporting needed <input type="checkbox"/> Must meet lowest detection limits possible for 8260 compounds 8021 MTBE Confirmation <input type="checkbox"/> Confirm highest hit by 8260 <input type="checkbox"/> Confirm all hits by 8260 <input type="checkbox"/> Run ___ oxy's on highest hit <input type="checkbox"/> Run ___ oxy's on all hits												
							Total Number of Containers: <u>16</u> Grab: <input checked="" type="checkbox"/> Composite: _____ BTEX + MTBE 8260 <input type="checkbox"/> 8021 <input type="checkbox"/> TPH 8015 MOD GRO <input checked="" type="checkbox"/> TPH 8015 MOD DRO <input checked="" type="checkbox"/> Silica Gel Cleanup 8260 full scan <input type="checkbox"/> Oxygenates _____ Lead 7420 <input type="checkbox"/> 7421 <input type="checkbox"/> Hexane/Ethane/Ethene (P&F) <input checked="" type="checkbox"/> H ₂ Metals (ICP (Fe+Mn) by EPA 8210) <input checked="" type="checkbox"/> Sulfate + Nitrate Nitrogen (P&F) <input checked="" type="checkbox"/> Sulfide (SH4500S ₂ -P) <input checked="" type="checkbox"/> Picarbonate alkalinity (9122102) <input checked="" type="checkbox"/> TDC (SUS310C) <input checked="" type="checkbox"/>																				
Field Point Name	Matrix	Repeat Sample	Top Depth	Year Month Day	Time Collected	New Field Pt.	Grab	Composite	Total Number of Containers	BTEX + MTBE 8260	8021	TPH 8015 MOD GRO	TPH 8015 MOD DRO	Silica Gel Cleanup	8260 full scan	Oxygenates	Lead 7420	7421	Hexane/Ethane/Ethene (P&F)	H ₂ Metals (ICP (Fe+Mn) by EPA 8210)	Sulfate + Nitrate Nitrogen (P&F)	Sulfide (SH4500S ₂ -P)	Picarbonate alkalinity (9122102)	TDC (SUS310C)	Comments / Remarks		
LW-16	W			2010 05 18	1320		X		16	X	X	X	X	X	X	X	X	X	X	X	X	X	X	X	X	* field filtered	
Turnaround Time Requested (TAT) (please circle) (STD. TAT) 72 hour 48 hour 24 hour 4 day 5 day							Relinquished by: <u>[Signature]</u> Relinquished by: _____							Date	Time	Received by: <u>[Signature]</u> Received by: _____		Date	Time								
Data Package Options (please circle if required) QC Summary Type I - Full Type VI (Raw Data) <input type="checkbox"/> Coelt Deliverable not needed WIP (RWQCB) Disk							Relinquished by: _____ Relinquished by Commercial Carrier: _____ UPS FedEx Other _____							Date	Time	Received by: <u>[Signature]</u> Received by: _____		Date	Time								
							Temperature Upon Receipt <u>1.420 C</u>							Custody Seals Intact? Yes No													

Lancaster Laboratories Explanation of Symbols and Abbreviations

The following defines common symbols and abbreviations used in reporting technical data:

N.D.	none detected	BMQL	Below Minimum Quantitation Level
TNTC	Too Numerous To Count	MPN	Most Probable Number
IU	International Units	CP Units	cobalt-chloroplatinate units
umhos/cm	micromhos/cm	NTU	nephelometric turbidity units
C	degrees Celsius	F	degrees Fahrenheit
Cal	(diet) calories	lb.	pound(s)
meq	milliequivalents	kg	kilogram(s)
g	gram(s)	mg	milligram(s)
ug	microgram(s)	l	liter(s)
ml	milliliter(s)	ul	microliter(s)
m3	cubic meter(s)	fib >5 um/ml	fibers greater than 5 microns in length per ml
<	less than – The number following the sign is the <u>limit of quantitation</u> , the smallest amount of analyte which can be reliably determined using this specific test.		
>	greater than		
ppm	parts per million – One ppm is equivalent to one milligram per kilogram (mg/kg), or one gram per million grams. For aqueous liquids, ppm is usually taken to be equivalent to milligrams per liter (mg/l), because one liter of water has a weight very close to a kilogram. For gases or vapors, one ppm is equivalent to one microliter of gas per liter of gas.		
ppb	parts per billion		
Dry weight basis	Results printed under this heading have been adjusted for moisture content. This increases the analyte weight concentration to approximate the value present in a similar sample without moisture.		

U.S. EPA data qualifiers:

Organic Qualifiers

A	TIC is a possible aldol-condensation product
B	Analyte was also detected in the blank
C	Pesticide result confirmed by GC/MS
D	Compound quantitated on a diluted sample
E	Concentration exceeds the calibration range of the instrument
J	Estimated value
N	Presumptive evidence of a compound (TICs only)
P	Concentration difference between primary and confirmation columns >25%
U	Compound was not detected
X,Y,Z	Defined in case narrative

Inorganic Qualifiers

B	Value is <CRDL, but ≥IDL
E	Estimated due to interference
M	Duplicate injection precision not met
N	Spike amount not within control limits
S	Method of standard additions (MSA) used for calculation
U	Compound was not detected
W	Post digestion spike out of control limits
*	Duplicate analysis not within control limits
+	Correlation coefficient for MSA <0.995

Analytical test results for methods listed on the laboratories' accreditation scope meet all requirements of NELAC unless otherwise noted under the individual analysis.

Tests results relate only to the sample tested. Clients should be aware that a critical step in a chemical or microbiological analysis is the collection of the sample. Unless the sample analyzed is truly representative of the bulk of material involved, the test results will be meaningless. If you have questions regarding the proper techniques of collecting samples, please contact us. We cannot be held responsible for sample integrity, however, unless sampling has been performed by a member of our staff. This report shall not be reproduced except in full, without the written approval of the laboratory.

WARRANTY AND LIMITS OF LIABILITY – In accepting analytical work, we warrant the accuracy of test results for the sample as submitted. THE FOREGOING EXPRESS WARRANTY IS EXCLUSIVE AND IS GIVEN IN LIEU OF ALL OTHER WARRANTIES, EXPRESSED OR IMPLIED. WE DISCLAIM ANY OTHER WARRANTIES, EXPRESSED OR IMPLIED, INCLUDING A WARRANTY OF FITNESS FOR PARTICULAR PURPOSE AND WARRANTY OF MERCHANTABILITY. IN NO EVENT SHALL LANCASTER LABORATORIES BE LIABLE FOR INDIRECT, SPECIAL, CONSEQUENTIAL, OR INCIDENTAL DAMAGES INCLUDING, BUT NOT LIMITED TO, DAMAGES FOR LOSS OF PROFIT OR GOODWILL REGARDLESS OF (A) THE NEGLIGENCE (EITHER SOLE OR CONCURRENT) OF LANCASTER LABORATORIES AND (B) WHETHER LANCASTER LABORATORIES HAS BEEN INFORMED OF THE POSSIBILITY OF SUCH DAMAGES. We accept no legal responsibility for the purposes for which the client uses the test results. No purchase order or other order for work shall be accepted by Lancaster Laboratories which includes any conditions that vary from the Standard Terms and Conditions of Lancaster Laboratories and we hereby object to any conflicting terms contained in any acceptance or order submitted by client.

ANALYTICAL RESULTS

Prepared by:

Lancaster Laboratories
2425 New Holland Pike
Lancaster, PA 17605-2425

Prepared for:

Chevron
6001 Bollinger Canyon Rd L4310
San Ramon CA 94583

June 04, 2010

Project: 206265

Submittal Date: 05/20/2010
Group Number: 1195331
PO Number: 0015060938
Release Number: BAUHS
State of Sample Origin: CA

<u>Client Sample Description</u>	<u>Lancaster Labs (LLI) #</u>
MW-X8-W-100518 Grab Water	5985078
MW-X8-W-100518 Filtered Grab Water	5985079
MW-X3-W-100519 Grab Water	5985080
MW-X3-W-100519 Filtered Grab Water	5985081
MW-19A-W-100519 Grab Water	5985082
MW-19A-W-100519 Filtered Grab Water	5985083
MW-X2-W-100519 Grab Water	5985084
MW-X2-W-100519 Filtered Grab Water	5985085
QA-T-100519 NA Water	5985086

The specific methodologies used in obtaining the enclosed analytical results are indicated on the Laboratory Sample Analysis Record.

ELECTRONIC Arcadis BBL
COPY TO
1 COPY TO Data Package Group
ELECTRONIC Arcadis
COPY TO

Attn: Jennifer Wagler

Attn: Angeline Tan

Questions? Contact your Client Services Representative
Jill M Parker at (717) 656-2300 Ext. 1241

Respectfully Submitted,



Martha L. Seidel
Senior Chemist

Sample Description: MW-X8-W-100518 Grab Water
Facility# 206265 BBLW
1520 Powell St-Emeryville SLT2007076 MW-X8

LLI Sample # WW 5985078
LLI Group # 1195331
Account # 11964

Project Name: 206265

Collected: 05/18/2010 15:10 by LK

Chevron

6001 Bollinger Canyon Rd L4310
San Ramon CA 94583

Submitted: 05/20/2010 09:00

Reported: 06/04/2010 14:22

Discard: 07/05/2010

265X8 SDG#: ORE03-01

CAT No.	Analysis Name	CAS Number	As Received Result	As Received Method Detection Limit	Dilution Factor
GC/MS	Volatiles	SW-846 8260B	ug/l	ug/l	
10905	Acetone	67-64-1	N.D.	6	1
10905	t-Amyl methyl ether	994-05-8	N.D.	0.5	1
10905	Benzene	71-43-2	N.D.	0.5	1
10905	Bromobenzene	108-86-1	N.D.	1	1
10905	Bromochloromethane	74-97-5	N.D.	1	1
10905	Bromodichloromethane	75-27-4	N.D.	1	1
10905	Bromoform	75-25-2	N.D.	1	1
10905	Bromomethane	74-83-9	N.D.	1	1
10905	2-Butanone	78-93-3	N.D.	3	1
10905	t-Butyl alcohol	75-65-0	N.D.	5	1
10905	n-Butylbenzene	104-51-8	N.D.	1	1
10905	sec-Butylbenzene	135-98-8	N.D.	1	1
10905	tert-Butylbenzene	98-06-6	N.D.	1	1
10905	Carbon Disulfide	75-15-0	N.D.	1	1
10905	Carbon Tetrachloride	56-23-5	N.D.	1	1
10905	Chlorobenzene	108-90-7	N.D.	0.8	1
10905	Chloroethane	75-00-3	N.D.	1	1
10905	2-Chloroethyl Vinyl Ether	110-75-8	N.D.	2	1
	2-Chloroethyl vinyl ether may not be recovered if acid was used to preserve this sample.				
10905	Chloroform	67-66-3	N.D.	0.8	1
10905	Chloromethane	74-87-3	N.D.	1	1
10905	2-Chlorotoluene	95-49-8	N.D.	1	1
10905	4-Chlorotoluene	106-43-4	N.D.	1	1
10905	1,2-Dibromo-3-chloropropane	96-12-8	N.D.	2	1
10905	Dibromochloromethane	124-48-1	N.D.	1	1
10905	1,2-Dibromoethane	106-93-4	N.D.	0.5	1
10905	Dibromomethane	74-95-3	N.D.	1	1
10905	1,2-Dichlorobenzene	95-50-1	N.D.	1	1
10905	1,3-Dichlorobenzene	541-73-1	N.D.	1	1
10905	1,4-Dichlorobenzene	106-46-7	N.D.	1	1
10905	Dichlorodifluoromethane	75-71-8	N.D.	2	1
10905	1,1-Dichloroethane	75-34-3	N.D.	1	1
10905	1,2-Dichloroethane	107-06-2	N.D.	0.5	1
10905	1,1-Dichloroethene	75-35-4	N.D.	0.8	1
10905	cis-1,2-Dichloroethene	156-59-2	91	0.8	1
10905	trans-1,2-Dichloroethene	156-60-5	3	0.8	1
10905	1,2-Dichloropropane	78-87-5	N.D.	1	1
10905	1,3-Dichloropropane	142-28-9	N.D.	1	1
10905	2,2-Dichloropropane	594-20-7	N.D.	1	1
10905	1,1-Dichloropropene	563-58-6	N.D.	1	1
10905	cis-1,3-Dichloropropene	10061-01-5	N.D.	1	1
10905	trans-1,3-Dichloropropene	10061-02-6	N.D.	1	1
10905	Ethanol	64-17-5	N.D.	50	1
10905	Ethyl t-butyl ether	637-92-3	N.D.	0.5	1
10905	Ethylbenzene	100-41-4	N.D.	0.5	1
10905	Freon 113	76-13-1	N.D.	2	1
10905	Hexachlorobutadiene	87-68-3	N.D.	2	1
10905	2-Hexanone	591-78-6	N.D.	3	1

Sample Description: MW-X8-W-100518 Grab Water
Facility# 206265 BBLW
1520 Powell St-Emeryville SLT2007076 MW-X8

LLI Sample # WW 5985078
LLI Group # 1195331
Account # 11964

Project Name: 206265

Collected: 05/18/2010 15:10 by LK

Chevron

6001 Bollinger Canyon Rd L4310
San Ramon CA 94583

Submitted: 05/20/2010 09:00

Reported: 06/04/2010 14:22

Discard: 07/05/2010

265X8 SDG#: ORE03-01

CAT No.	Analysis Name	CAS Number	As Received Result	As Received Method Detection Limit	Dilution Factor
GC/MS Volatiles SW-846 8260B			ug/l	ug/l	
10905	di-Isopropyl ether	108-20-3	N.D.	0.5	1
10905	Isopropylbenzene	98-82-8	N.D.	1	1
10905	p-Isopropyltoluene	99-87-6	N.D.	1	1
10905	Methyl Tertiary Butyl Ether	1634-04-4	N.D.	0.5	1
10905	4-Methyl-2-pentanone	108-10-1	N.D.	3	1
10905	Methylene Chloride	75-09-2	N.D.	2	1
10905	Naphthalene	91-20-3	N.D.	1	1
10905	n-Propylbenzene	103-65-1	N.D.	1	1
10905	Styrene	100-42-5	N.D.	1	1
10905	1,1,1,2-Tetrachloroethane	630-20-6	N.D.	1	1
10905	1,1,2,2-Tetrachloroethane	79-34-5	1	1	1
10905	Tetrachloroethene	127-18-4	260	8	10
10905	Toluene	108-88-3	N.D.	0.5	1
10905	1,2,3-Trichlorobenzene	87-61-6	N.D.	1	1
10905	1,2,4-Trichlorobenzene	120-82-1	N.D.	1	1
10905	1,1,1-Trichloroethane	71-55-6	N.D.	0.8	1
10905	1,1,2-Trichloroethane	79-00-5	N.D.	0.8	1
10905	Trichloroethene	79-01-6	67	1	1
10905	Trichlorofluoromethane	75-69-4	N.D.	2	1
10905	1,2,3-Trichloropropane	96-18-4	N.D.	1	1
10905	1,2,4-Trimethylbenzene	95-63-6	N.D.	1	1
10905	1,3,5-Trimethylbenzene	108-67-8	N.D.	1	1
10905	Vinyl Chloride	75-01-4	6	1	1
10905	m+p-Xylene	n.a.	N.D.	0.5	1
10905	o-Xylene	95-47-6	N.D.	0.5	1
GC Volatiles SW-846 8015B			ug/l	ug/l	
01728	TPH-GRO N. CA water C6-C12	n.a.	170	50	1
GC Extractable TPH SW-846 8015B modified			ug/l	ug/l	
02740	C11-C36	n.a.	67	50	1
02740	Total TPH	n.a.	67	50	1
GC Miscellaneous RSKSOP-175 08/11/94 modified			ug/l	ug/l	
07105	Ethane	74-84-0	N.D.	1.0	1
07105	Ethene	74-85-1	N.D.	1.0	1
07105	Methane	74-82-8	5.3	5.0	1
Wet Chemistry EPA 300.0			ug/l	ug/l	
00368	Nitrate Nitrogen	14797-55-8	340	250	5
00228	Sulfate	14808-79-8	24,200	1,500	5
SM20 5310 C			ug/l	ug/l	
00273	Total Organic Carbon	n.a.	3,200	500	1

Sample Description: MW-X8-W-100518 Grab Water
Facility# 206265 BBLW
1520 Powell St-Emeryville SLT2007076 MW-X8

LLI Sample # WW 5985078
LLI Group # 1195331
Account # 11964

Project Name: 206265

Collected: 05/18/2010 15:10 by LK

Chevron

6001 Bollinger Canyon Rd L4310
San Ramon CA 94583

Submitted: 05/20/2010 09:00

Reported: 06/04/2010 14:22

Discard: 07/05/2010

265X8 SDG#: ORE03-01

CAT No.	Analysis Name	CAS Number	As Received Result	As Received Method Detection Limit	Dilution Factor
Wet Chemistry SM20 2320 B			ug/l as CaCO3	ug/l as CaCO3	
00202	Alkalinity to pH 4.5	n.a.	131,000	460	1
00201	Alkalinity to pH 8.3	n.a.	N.D.	460	1
01454	Bicarbonate Alkalinity	n.a.	131,000	460	1
SM20 4500 S2 D			ug/l	ug/l	
00230	Sulfide	18496-25-8	N.D.	54	1

General Sample Comments

State of California Lab Certification No. 2501

All QC is compliant unless otherwise noted. Please refer to the Quality Control Summary for overall QC performance data and associated samples.

Laboratory Sample Analysis Record

CAT No.	Analysis Name	Method	Trial#	Batch#	Analysis Date and Time	Analyst	Dilution Factor
10905	8260 Full List w/ Sep. Xylenes	SW-846 8260B	1	W101442AA	05/24/2010 21:11	Lauren C Temple	1
10905	8260 Full List w/ Sep. Xylenes	SW-846 8260B	1	W101462AA	05/26/2010 18:38	Emily R Styer	10
01163	GC/MS VOA Water Prep	SW-846 5030B	1	W101442AA	05/24/2010 21:11	Lauren C Temple	1
01163	GC/MS VOA Water Prep	SW-846 5030B	2	W101462AA	05/26/2010 18:38	Emily R Styer	10
01146	GC VOA Water Prep	SW-846 5030B	1	10141A20A	05/21/2010 20:18	Marie D John	1
01728	TPH-GRO N. CA water C6-C12	SW-846 8015B	1	10141A20A	05/21/2010 20:18	Marie D John	1
07105	Volatile Headspace Hydrocarbon	RSKSOP-175 08/11/94 modified	1	101440037A	05/26/2010 04:29	Elizabeth J Marin	1
07003	Extraction - DRO (Waters)	SW-846 3510C	1	101440008A	05/24/2010 17:00	JoElla L Rice	1
02740	Custom TPH with Ranges (Water)	SW-846 8015B modified	1	101440008A	05/26/2010 05:09	Heather E Williams	1
00368	Nitrate Nitrogen	EPA 300.0	1	10140196602A	05/20/2010 16:26	Ashley M Adams	5
00228	Sulfate	EPA 300.0	1	10140196602A	05/20/2010 16:26	Ashley M Adams	5
00273	Total Organic Carbon	SM20 5310 C	1	10144049502B	05/24/2010 04:48	James S Mathiot	1
00202	Alkalinity to pH 4.5	SM20 2320 B	1	10145020201B	05/25/2010 11:59	Geraldine C Smith	1
00201	Alkalinity to pH 8.3	SM20 2320 B	1	10145020201B	05/25/2010 11:59	Geraldine C Smith	1
01454	Bicarbonate Alkalinity	SM20 2320 B	1	10145020201B	05/25/2010 11:59	Geraldine C Smith	1
00230	Sulfide	SM20 4500 S2 D	1	10141023001A	05/21/2010 15:11	Geraldine C Smith	1



Analysis Report

2425 New Holland Pike, PO Box 12425, Lancaster, PA 17605-2425 • 717-656-2300 Fax: 717-656-2681 • www.lancasterlabs.com

Sample Description: MW-X8-W-100518 Filtered Grab Water
Facility# 206265 BBLW
1520 Powell St-Emeryville SLT2007076 MW-X8

LLI Sample # WW 5985079
LLI Group # 1195331
Account # 11964

Project Name: 206265

Collected: 05/18/2010 15:10 by LK

Chevron

6001 Bollinger Canyon Rd L4310
San Ramon CA 94583

Submitted: 05/20/2010 09:00

Reported: 06/04/2010 14:22

Discard: 07/05/2010

X8-F- SDG#: ORE03-02

CAT No.	Analysis Name	CAS Number	As Received Result	As Received Method Detection Limit	Dilution Factor
Metals Dissolved					
	EPA 200.7 rev 4.4		ug/l	ug/l	
01754	Iron	7439-89-6	N.D.	52.2	1
07058	Manganese	7439-96-5	17.3	0.84	1

General Sample Comments

State of California Lab Certification No. 2501
This sample was field filtered for dissolved metals.

All QC is compliant unless otherwise noted. Please refer to the Quality Control Summary for overall QC performance data and associated samples.

Laboratory Sample Analysis Record

CAT No.	Analysis Name	Method	Trial#	Batch#	Analysis Date and Time	Analyst	Dilution Factor
01754	Iron	EPA 200.7 rev 4.4	1	101415716003	05/24/2010 23:10	John W Yanzuk II	1
07058	Manganese	EPA 200.7 rev 4.4	1	101415716003	05/24/2010 23:10	John W Yanzuk II	1
05716	EPA 600 ICP Digest (tot rec)	EPA 200.7 rev 4.4	1	101415716003	05/23/2010 21:30	Mirit S Shenouda	1

Sample Description: MW-X3-W-100519 Grab Water
Facility# 206265 BBLW
1520 Powell St-Emeryville SLT2007076 MW-X3

LLI Sample # WW 5985080
LLI Group # 1195331
Account # 11964

Project Name: 206265

Collected: 05/19/2010 09:00 by LK

Chevron

6001 Bollinger Canyon Rd L4310
San Ramon CA 94583

Submitted: 05/20/2010 09:00

Reported: 06/04/2010 14:22

Discard: 07/05/2010

265X3 SDG#: ORE03-03

CAT No.	Analysis Name	CAS Number	As Received Result	As Received Method Detection Limit	Dilution Factor
GC/MS	Volatiles	SW-846 8260B	ug/l	ug/l	
10905	Acetone	67-64-1	N.D.	6	1
10905	t-Amyl methyl ether	994-05-8	N.D.	0.5	1
10905	Benzene	71-43-2	N.D.	0.5	1
10905	Bromobenzene	108-86-1	N.D.	1	1
10905	Bromochloromethane	74-97-5	N.D.	1	1
10905	Bromodichloromethane	75-27-4	N.D.	1	1
10905	Bromoform	75-25-2	N.D.	1	1
10905	Bromomethane	74-83-9	N.D.	1	1
10905	2-Butanone	78-93-3	N.D.	3	1
10905	t-Butyl alcohol	75-65-0	N.D.	5	1
10905	n-Butylbenzene	104-51-8	N.D.	1	1
10905	sec-Butylbenzene	135-98-8	N.D.	1	1
10905	tert-Butylbenzene	98-06-6	N.D.	1	1
10905	Carbon Disulfide	75-15-0	N.D.	1	1
10905	Carbon Tetrachloride	56-23-5	N.D.	1	1
10905	Chlorobenzene	108-90-7	N.D.	0.8	1
10905	Chloroethane	75-00-3	N.D.	1	1
10905	2-Chloroethyl Vinyl Ether	110-75-8	N.D.	2	1
	2-Chloroethyl vinyl ether may not be recovered if acid was used to preserve this sample.				
10905	Chloroform	67-66-3	N.D.	0.8	1
10905	Chloromethane	74-87-3	N.D.	1	1
10905	2-Chlorotoluene	95-49-8	N.D.	1	1
10905	4-Chlorotoluene	106-43-4	N.D.	1	1
10905	1,2-Dibromo-3-chloropropane	96-12-8	N.D.	2	1
10905	Dibromochloromethane	124-48-1	N.D.	1	1
10905	1,2-Dibromoethane	106-93-4	N.D.	0.5	1
10905	Dibromomethane	74-95-3	N.D.	1	1
10905	1,2-Dichlorobenzene	95-50-1	N.D.	1	1
10905	1,3-Dichlorobenzene	541-73-1	N.D.	1	1
10905	1,4-Dichlorobenzene	106-46-7	N.D.	1	1
10905	Dichlorodifluoromethane	75-71-8	N.D.	2	1
10905	1,1-Dichloroethane	75-34-3	N.D.	1	1
10905	1,2-Dichloroethane	107-06-2	N.D.	0.5	1
10905	1,1-Dichloroethene	75-35-4	N.D.	0.8	1
10905	cis-1,2-Dichloroethene	156-59-2	480	8	10
10905	trans-1,2-Dichloroethene	156-60-5	10	0.8	1
10905	1,2-Dichloropropane	78-87-5	N.D.	1	1
10905	1,3-Dichloropropane	142-28-9	N.D.	1	1
10905	2,2-Dichloropropane	594-20-7	N.D.	1	1
10905	1,1-Dichloropropene	563-58-6	N.D.	1	1
10905	cis-1,3-Dichloropropene	10061-01-5	N.D.	1	1
10905	trans-1,3-Dichloropropene	10061-02-6	N.D.	1	1
10905	Ethanol	64-17-5	N.D.	50	1
10905	Ethyl t-butyl ether	637-92-3	N.D.	0.5	1
10905	Ethylbenzene	100-41-4	N.D.	0.5	1
10905	Freon 113	76-13-1	N.D.	2	1
10905	Hexachlorobutadiene	87-68-3	N.D.	2	1
10905	2-Hexanone	591-78-6	N.D.	3	1

Sample Description: MW-X3-W-100519 Grab Water
Facility# 206265 BBLW
1520 Powell St-Emeryville SLT2007076 MW-X3

LLI Sample # WW 5985080
LLI Group # 1195331
Account # 11964

Project Name: 206265

Collected: 05/19/2010 09:00 by LK

Chevron

6001 Bollinger Canyon Rd L4310
San Ramon CA 94583

Submitted: 05/20/2010 09:00

Reported: 06/04/2010 14:22

Discard: 07/05/2010

265X3 SDG#: ORE03-03

CAT No.	Analysis Name	CAS Number	As Received Result	As Received Method Detection Limit	Dilution Factor
GC/MS Volatiles SW-846 8260B			ug/l	ug/l	
10905	di-Isopropyl ether	108-20-3	N.D.	0.5	1
10905	Isopropylbenzene	98-82-8	N.D.	1	1
10905	p-Isopropyltoluene	99-87-6	N.D.	1	1
10905	Methyl Tertiary Butyl Ether	1634-04-4	N.D.	0.5	1
10905	4-Methyl-2-pentanone	108-10-1	N.D.	3	1
10905	Methylene Chloride	75-09-2	N.D.	2	1
10905	Naphthalene	91-20-3	N.D.	1	1
10905	n-Propylbenzene	103-65-1	N.D.	1	1
10905	Styrene	100-42-5	N.D.	1	1
10905	1,1,1,2-Tetrachloroethane	630-20-6	N.D.	1	1
10905	1,1,2,2-Tetrachloroethane	79-34-5	N.D.	1	1
10905	Tetrachloroethene	127-18-4	N.D.	0.8	1
10905	Toluene	108-88-3	N.D.	0.5	1
10905	1,2,3-Trichlorobenzene	87-61-6	N.D.	1	1
10905	1,2,4-Trichlorobenzene	120-82-1	N.D.	1	1
10905	1,1,1-Trichloroethane	71-55-6	N.D.	0.8	1
10905	1,1,2-Trichloroethane	79-00-5	N.D.	0.8	1
10905	Trichloroethene	79-01-6	490	10	10
10905	Trichlorofluoromethane	75-69-4	N.D.	2	1
10905	1,2,3-Trichloropropane	96-18-4	N.D.	1	1
10905	1,2,4-Trimethylbenzene	95-63-6	N.D.	1	1
10905	1,3,5-Trimethylbenzene	108-67-8	N.D.	1	1
10905	Vinyl Chloride	75-01-4	12	1	1
10905	m+p-Xylene	n.a.	N.D.	0.5	1
10905	o-Xylene	95-47-6	N.D.	0.5	1
GC Volatiles SW-846 8015B			ug/l	ug/l	
01728	TPH-GRO N. CA water C6-C12	n.a.	470	50	1
GC Extractable TPH SW-846 8015B modified			ug/l	ug/l	
02740	C11-C36	n.a.	93	51	1
02740	Total TPH	n.a.	93	51	1
GC Miscellaneous RSKSOP-175 08/11/94 modified			ug/l	ug/l	
07105	Ethane	74-84-0	N.D.	1.0	1
07105	Ethene	74-85-1	N.D.	1.0	1
07105	Methane	74-82-8	13	5.0	1
Wet Chemistry EPA 300.0			ug/l	ug/l	
00368	Nitrate Nitrogen	14797-55-8	6,200	250	5
00228	Sulfate	14808-79-8	41,300	1,500	5
SM20 5310 C			ug/l	ug/l	
00273	Total Organic Carbon	n.a.	4,500	500	1



Analysis Report

2425 New Holland Pike, PO Box 12425, Lancaster, PA 17605-2425 • 717-656-2300 Fax: 717-656-2681 • www.lancasterlabs.com

Sample Description: MW-X3-W-100519 Grab Water
Facility# 206265 BBLW
1520 Powell St-Emeryville SLT2007076 MW-X3

LLI Sample # WW 5985080
LLI Group # 1195331
Account # 11964

Project Name: 206265

Collected: 05/19/2010 09:00 by LK

Chevron

6001 Bollinger Canyon Rd L4310
San Ramon CA 94583

Submitted: 05/20/2010 09:00

Reported: 06/04/2010 14:22

Discard: 07/05/2010

265X3 SDG#: ORE03-03

CAT No.	Analysis Name	CAS Number	As Received Result	As Received Method Detection Limit	Dilution Factor
Wet Chemistry SM20 2320 B			ug/l as CaCO3	ug/l as CaCO3	
00202	Alkalinity to pH 4.5	n.a.	187,000	460	1
00201	Alkalinity to pH 8.3	n.a.	N.D.	460	1
01454	Bicarbonate Alkalinity	n.a.	187,000	460	1
SM20 4500 S2 D			ug/l	ug/l	
00230	Sulfide	18496-25-8	N.D.	54	1

General Sample Comments

State of California Lab Certification No. 2501

All QC is compliant unless otherwise noted. Please refer to the Quality Control Summary for overall QC performance data and associated samples.

Laboratory Sample Analysis Record

CAT No.	Analysis Name	Method	Trial#	Batch#	Analysis Date and Time	Analyst	Dilution Factor
10905	8260 Full List w/ Sep. Xylenes	SW-846 8260B	1	W101442AA	05/24/2010 22:22	Lauren C Temple	1
10905	8260 Full List w/ Sep. Xylenes	SW-846 8260B	1	W101442AA	05/24/2010 22:45	Lauren C Temple	10
01163	GC/MS VOA Water Prep	SW-846 5030B	1	W101442AA	05/24/2010 22:22	Lauren C Temple	1
01163	GC/MS VOA Water Prep	SW-846 5030B	2	W101442AA	05/24/2010 22:45	Lauren C Temple	10
01146	GC VOA Water Prep	SW-846 5030B	1	10141A20A	05/21/2010 20:40	Marie D John	1
01728	TPH-GRO N. CA water C6-C12	SW-846 8015B	1	10141A20A	05/21/2010 20:40	Marie D John	1
07105	Volatile Headspace Hydrocarbon	RSKSOP-175 08/11/94 modified	1	101450021A	05/26/2010 21:22	Elizabeth J Marin	1
07003	Extraction - DRO (Waters)	SW-846 3510C	1	101440008A	05/24/2010 17:00	JoElla L Rice	1
02740	Custom TPH with Ranges (Water)	SW-846 8015B modified	1	101440008A	05/26/2010 05:34	Heather E Williams	1
00368	Nitrate Nitrogen	EPA 300.0	1	10140196602A	05/21/2010 05:35	Ashley M Adams	5
00228	Sulfate	EPA 300.0	1	10140196602A	05/21/2010 05:35	Ashley M Adams	5
00273	Total Organic Carbon	SM20 5310 C	1	10144049502B	05/24/2010 04:55	James S Mathiot	1
00202	Alkalinity to pH 4.5	SM20 2320 B	1	10145020201B	05/25/2010 11:59	Geraldine C Smith	1
00201	Alkalinity to pH 8.3	SM20 2320 B	1	10145020201B	05/25/2010 11:59	Geraldine C Smith	1
01454	Bicarbonate Alkalinity	SM20 2320 B	1	10145020201B	05/25/2010 11:59	Geraldine C Smith	1
00230	Sulfide	SM20 4500 S2 D	1	10141023001A	05/21/2010 15:11	Geraldine C Smith	1



Analysis Report

2425 New Holland Pike, PO Box 12425, Lancaster, PA 17605-2425 • 717-656-2300 Fax: 717-656-2681 • www.lancasterlabs.com

Sample Description: MW-X3-W-100519 Filtered Grab Water
Facility# 206265 BBLW
1520 Powell St-Emeryville SLT2007076 MW-X3

LLI Sample # WW 5985081
LLI Group # 1195331
Account # 11964

Project Name: 206265

Collected: 05/19/2010 09:00 by LK

Chevron

6001 Bollinger Canyon Rd L4310
San Ramon CA 94583

Submitted: 05/20/2010 09:00

Reported: 06/04/2010 14:22

Discard: 07/05/2010

X3-F- SDG#: ORE03-04

CAT No.	Analysis Name	CAS Number	As Received Result	As Received Method Detection Limit	Dilution Factor
Metals Dissolved			EPA 200.7 rev 4.4	ug/l	
01754	Iron	7439-89-6	N.D.	52.2	1
07058	Manganese	7439-96-5	37.3	0.84	1

General Sample Comments

State of California Lab Certification No. 2501
This sample was field filtered for dissolved metals.

All QC is compliant unless otherwise noted. Please refer to the Quality Control Summary for overall QC performance data and associated samples.

Laboratory Sample Analysis Record

CAT No.	Analysis Name	Method	Trial#	Batch#	Analysis Date and Time	Analyst	Dilution Factor
01754	Iron	EPA 200.7 rev 4.4	1	101415716003	05/24/2010 23:25	John W Yanzuk II	1
07058	Manganese	EPA 200.7 rev 4.4	1	101415716003	05/24/2010 23:25	John W Yanzuk II	1
05716	EPA 600 ICP Digest (tot rec)	EPA 200.7 rev 4.4	1	101415716003	05/23/2010 21:30	Mirit S Shenouda	1

Sample Description: MW-19A-W-100519 Grab Water
Facility# 206265 BBLW
1520 Powell St-Emeryville SLT2007076 MW-19A

LLI Sample # WW 5985082
LLI Group # 1195331
Account # 11964

Project Name: 206265

Collected: 05/19/2010 10:45 by LK

Chevron

6001 Bollinger Canyon Rd L4310
San Ramon CA 94583

Submitted: 05/20/2010 09:00

Reported: 06/04/2010 14:22

Discard: 07/05/2010

26519 SDG#: ORE03-05

CAT No.	Analysis Name	CAS Number	As Received Result	As Received Method Detection Limit	Dilution Factor
GC/MS	Volatiles	SW-846 8260B	ug/l	ug/l	
10905	Acetone	67-64-1	N.D.	6	1
10905	t-Amyl methyl ether	994-05-8	N.D.	0.5	1
10905	Benzene	71-43-2	N.D.	0.5	1
10905	Bromobenzene	108-86-1	N.D.	1	1
10905	Bromochloromethane	74-97-5	N.D.	1	1
10905	Bromodichloromethane	75-27-4	N.D.	1	1
10905	Bromoform	75-25-2	N.D.	1	1
10905	Bromomethane	74-83-9	N.D.	1	1
10905	2-Butanone	78-93-3	N.D.	3	1
10905	t-Butyl alcohol	75-65-0	N.D.	5	1
10905	n-Butylbenzene	104-51-8	N.D.	1	1
10905	sec-Butylbenzene	135-98-8	N.D.	1	1
10905	tert-Butylbenzene	98-06-6	N.D.	1	1
10905	Carbon Disulfide	75-15-0	N.D.	1	1
10905	Carbon Tetrachloride	56-23-5	N.D.	1	1
10905	Chlorobenzene	108-90-7	N.D.	0.8	1
10905	Chloroethane	75-00-3	N.D.	1	1
10905	2-Chloroethyl Vinyl Ether	110-75-8	N.D.	2	1
	2-Chloroethyl vinyl ether may not be recovered if acid was used to preserve this sample.				
10905	Chloroform	67-66-3	N.D.	0.8	1
10905	Chloromethane	74-87-3	N.D.	1	1
10905	2-Chlorotoluene	95-49-8	N.D.	1	1
10905	4-Chlorotoluene	106-43-4	N.D.	1	1
10905	1,2-Dibromo-3-chloropropane	96-12-8	N.D.	2	1
10905	Dibromochloromethane	124-48-1	N.D.	1	1
10905	1,2-Dibromoethane	106-93-4	N.D.	0.5	1
10905	Dibromomethane	74-95-3	N.D.	1	1
10905	1,2-Dichlorobenzene	95-50-1	N.D.	1	1
10905	1,3-Dichlorobenzene	541-73-1	N.D.	1	1
10905	1,4-Dichlorobenzene	106-46-7	N.D.	1	1
10905	Dichlorodifluoromethane	75-71-8	N.D.	2	1
10905	1,1-Dichloroethane	75-34-3	N.D.	1	1
10905	1,2-Dichloroethane	107-06-2	N.D.	0.5	1
10905	1,1-Dichloroethene	75-35-4	N.D.	0.8	1
10905	cis-1,2-Dichloroethene	156-59-2	100	0.8	1
10905	trans-1,2-Dichloroethene	156-60-5	4	0.8	1
10905	1,2-Dichloropropane	78-87-5	N.D.	1	1
10905	1,3-Dichloropropane	142-28-9	N.D.	1	1
10905	2,2-Dichloropropane	594-20-7	N.D.	1	1
10905	1,1-Dichloropropene	563-58-6	N.D.	1	1
10905	cis-1,3-Dichloropropene	10061-01-5	N.D.	1	1
10905	trans-1,3-Dichloropropene	10061-02-6	N.D.	1	1
10905	Ethanol	64-17-5	N.D.	50	1
10905	Ethyl t-butyl ether	637-92-3	N.D.	0.5	1
10905	Ethylbenzene	100-41-4	N.D.	0.5	1
10905	Freon 113	76-13-1	N.D.	2	1
10905	Hexachlorobutadiene	87-68-3	N.D.	2	1
10905	2-Hexanone	591-78-6	N.D.	3	1

Sample Description: MW-19A-W-100519 Grab Water
Facility# 206265 BBLW
1520 Powell St-Emeryville SLT2007076 MW-19A

LLI Sample # WW 5985082
LLI Group # 1195331
Account # 11964

Project Name: 206265

Collected: 05/19/2010 10:45 by LK

Chevron

6001 Bollinger Canyon Rd L4310
San Ramon CA 94583

Submitted: 05/20/2010 09:00

Reported: 06/04/2010 14:22

Discard: 07/05/2010

26519 SDG#: ORE03-05

CAT No.	Analysis Name	CAS Number	As Received Result	As Received Method Detection Limit	Dilution Factor
GC/MS Volatiles SW-846 8260B			ug/l	ug/l	
10905	di-Isopropyl ether	108-20-3	N.D.	0.5	1
10905	Isopropylbenzene	98-82-8	N.D.	1	1
10905	p-Isopropyltoluene	99-87-6	N.D.	1	1
10905	Methyl Tertiary Butyl Ether	1634-04-4	N.D.	0.5	1
10905	4-Methyl-2-pentanone	108-10-1	N.D.	3	1
10905	Methylene Chloride	75-09-2	N.D.	2	1
10905	Naphthalene	91-20-3	N.D.	1	1
10905	n-Propylbenzene	103-65-1	N.D.	1	1
10905	Styrene	100-42-5	N.D.	1	1
10905	1,1,1,2-Tetrachloroethane	630-20-6	N.D.	1	1
10905	1,1,2,2-Tetrachloroethane	79-34-5	1	1	1
10905	Tetrachloroethene	127-18-4	400	8	10
10905	Toluene	108-88-3	N.D.	0.5	1
10905	1,2,3-Trichlorobenzene	87-61-6	N.D.	1	1
10905	1,2,4-Trichlorobenzene	120-82-1	N.D.	1	1
10905	1,1,1-Trichloroethane	71-55-6	N.D.	0.8	1
10905	1,1,2-Trichloroethane	79-00-5	N.D.	0.8	1
10905	Trichloroethene	79-01-6	54	1	1
10905	Trichlorofluoromethane	75-69-4	N.D.	2	1
10905	1,2,3-Trichloropropane	96-18-4	N.D.	1	1
10905	1,2,4-Trimethylbenzene	95-63-6	N.D.	1	1
10905	1,3,5-Trimethylbenzene	108-67-8	N.D.	1	1
10905	Vinyl Chloride	75-01-4	2	1	1
10905	m+p-Xylene	n.a.	N.D.	0.5	1
10905	o-Xylene	95-47-6	N.D.	0.5	1
GC Volatiles SW-846 8015B			ug/l	ug/l	
01728	TPH-GRO N. CA water C6-C12	n.a.	200	50	1
GC Extractable TPH SW-846 8015B modified			ug/l	ug/l	
02740	C11-C36	n.a.	N.D.	50	1
02740	Total TPH	n.a.	N.D.	50	1
GC Miscellaneous RSKSOP-175 08/11/94 modified			ug/l	ug/l	
07105	Ethane	74-84-0	N.D.	1.0	1
07105	Ethene	74-85-1	N.D.	1.0	1
07105	Methane	74-82-8	5.6	5.0	1
Wet Chemistry EPA 300.0			ug/l	ug/l	
00368	Nitrate Nitrogen	14797-55-8	710	250	5
00228	Sulfate	14808-79-8	23,300	1,500	5
SM20 5310 C			ug/l	ug/l	
00273	Total Organic Carbon	n.a.	3,500	500	1

Sample Description: MW-19A-W-100519 Grab Water
Facility# 206265 BBLW
1520 Powell St-Emeryville SLT2007076 MW-19A

LLI Sample # WW 5985082
LLI Group # 1195331
Account # 11964

Project Name: 206265

Collected: 05/19/2010 10:45 by LK

Chevron

6001 Bollinger Canyon Rd L4310
San Ramon CA 94583

Submitted: 05/20/2010 09:00

Reported: 06/04/2010 14:22

Discard: 07/05/2010

26519 SDG#: ORE03-05

CAT No.	Analysis Name	CAS Number	As Received Result	As Received Method Detection Limit	Dilution Factor
Wet Chemistry SM20 2320 B			ug/l as CaCO3	ug/l as CaCO3	
00202	Alkalinity to pH 4.5	n.a.	137,000	460	1
00201	Alkalinity to pH 8.3	n.a.	N.D.	460	1
01454	Bicarbonate Alkalinity	n.a.	137,000	460	1
SM20 4500 S2 D			ug/l	ug/l	
00230	Sulfide	18496-25-8	N.D.	54	1

General Sample Comments

State of California Lab Certification No. 2501

All QC is compliant unless otherwise noted. Please refer to the Quality Control Summary for overall QC performance data and associated samples.

Laboratory Sample Analysis Record

CAT No.	Analysis Name	Method	Trial#	Batch#	Analysis Date and Time	Analyst	Dilution Factor
10905	8260 Full List w/ Sep. Xylenes	SW-846 8260B	1	W101442AA	05/24/2010 23:09	Lauren C Temple	1
10905	8260 Full List w/ Sep. Xylenes	SW-846 8260B	1	W101531AA	06/02/2010 13:12	Emily R Styer	10
01163	GC/MS VOA Water Prep	SW-846 5030B	1	W101442AA	05/24/2010 23:09	Lauren C Temple	1
01163	GC/MS VOA Water Prep	SW-846 5030B	2	W101531AA	06/02/2010 13:12	Emily R Styer	10
01146	GC VOA Water Prep	SW-846 5030B	1	10141A20A	05/21/2010 21:02	Marie D John	1
01728	TPH-GRO N. CA water C6-C12	SW-846 8015B	1	10141A20A	05/21/2010 21:02	Marie D John	1
07105	Volatile Headspace Hydrocarbon	RSKSOP-175 08/11/94 modified	1	101450021A	05/26/2010 21:39	Elizabeth J Marin	1
07003	Extraction - DRO (Waters)	SW-846 3510C	1	101440008A	05/24/2010 17:00	JoElla L Rice	1
02740	Custom TPH with Ranges (Water)	SW-846 8015B modified	1	101440008A	05/26/2010 05:58	Heather E Williams	1
00368	Nitrate Nitrogen	EPA 300.0	1	10140196602A	05/21/2010 05:52	Ashley M Adams	5
00228	Sulfate	EPA 300.0	1	10140196602A	05/21/2010 05:52	Ashley M Adams	5
00273	Total Organic Carbon	SM20 5310 C	1	10144049502B	05/24/2010 05:03	James S Mathiot	1
00202	Alkalinity to pH 4.5	SM20 2320 B	1	10145020201B	05/25/2010 11:59	Geraldine C Smith	1
00201	Alkalinity to pH 8.3	SM20 2320 B	1	10145020201B	05/25/2010 11:59	Geraldine C Smith	1
01454	Bicarbonate Alkalinity	SM20 2320 B	1	10145020201B	05/25/2010 11:59	Geraldine C Smith	1
00230	Sulfide	SM20 4500 S2 D	1	10141023001A	05/21/2010 15:11	Geraldine C Smith	1



Analysis Report

2425 New Holland Pike, PO Box 12425, Lancaster, PA 17605-2425 • 717-656-2300 Fax: 717-656-2681 • www.lancasterlabs.com

Sample Description: MW-19A-W-100519 Filtered Grab Water
Facility# 206265 BBLW
1520 Powell St-Emeryville SLT2007076 MW-19A

LLI Sample # WW 5985083
LLI Group # 1195331
Account # 11964

Project Name: 206265

Collected: 05/19/2010 10:45 by LK

Chevron

6001 Bollinger Canyon Rd L4310
San Ramon CA 94583

Submitted: 05/20/2010 09:00

Reported: 06/04/2010 14:22

Discard: 07/05/2010

19A-F SDG#: ORE03-06

CAT No.	Analysis Name	CAS Number	As Received Result	As Received Method Detection Limit	Dilution Factor
Metals Dissolved			EPA 200.7 rev 4.4	ug/l	
01754	Iron	7439-89-6	N.D.	52.2	1
07058	Manganese	7439-96-5	5.7	0.84	1

General Sample Comments

State of California Lab Certification No. 2501
This sample was field filtered for dissolved metals.

All QC is compliant unless otherwise noted. Please refer to the Quality Control Summary for overall QC performance data and associated samples.

Laboratory Sample Analysis Record

CAT No.	Analysis Name	Method	Trial#	Batch#	Analysis Date and Time	Analyst	Dilution Factor
01754	Iron	EPA 200.7 rev 4.4	1	101415716003	05/24/2010 23:28	John W Yanzuk II	1
07058	Manganese	EPA 200.7 rev 4.4	1	101415716003	05/24/2010 23:28	John W Yanzuk II	1
05716	EPA 600 ICP Digest (tot rec)	EPA 200.7 rev 4.4	1	101415716003	05/23/2010 21:30	Mirit S Shenouda	1

Sample Description: MW-X2-W-100519 Grab Water
Facility# 206265 BBLW
1520 Powell St-Emeryville SLT2007076 MW-X2

LLI Sample # WW 5985084
LLI Group # 1195331
Account # 11964

Project Name: 206265

Collected: 05/19/2010 14:00 by LK

Chevron

6001 Bollinger Canyon Rd L4310
San Ramon CA 94583

Submitted: 05/20/2010 09:00

Reported: 06/04/2010 14:22

Discard: 07/05/2010

265X2 SDG#: ORE03-07

CAT No.	Analysis Name	CAS Number	As Received Result	As Received Method Detection Limit	Dilution Factor
GC/MS	Volatiles	SW-846 8260B	ug/l	ug/l	
10905	Acetone	67-64-1	N.D.	6	1
10905	t-Amyl methyl ether	994-05-8	N.D.	0.5	1
10905	Benzene	71-43-2	N.D.	0.5	1
10905	Bromobenzene	108-86-1	N.D.	1	1
10905	Bromochloromethane	74-97-5	N.D.	1	1
10905	Bromodichloromethane	75-27-4	N.D.	1	1
10905	Bromoform	75-25-2	N.D.	1	1
10905	Bromomethane	74-83-9	N.D.	1	1
10905	2-Butanone	78-93-3	N.D.	3	1
10905	t-Butyl alcohol	75-65-0	N.D.	5	1
10905	n-Butylbenzene	104-51-8	N.D.	1	1
10905	sec-Butylbenzene	135-98-8	N.D.	1	1
10905	tert-Butylbenzene	98-06-6	N.D.	1	1
10905	Carbon Disulfide	75-15-0	N.D.	1	1
10905	Carbon Tetrachloride	56-23-5	N.D.	1	1
10905	Chlorobenzene	108-90-7	1	0.8	1
10905	Chloroethane	75-00-3	N.D.	1	1
10905	2-Chloroethyl Vinyl Ether	110-75-8	N.D.	2	1
	2-Chloroethyl vinyl ether may not be recovered if acid was used to preserve this sample.				
10905	Chloroform	67-66-3	N.D.	0.8	1
10905	Chloromethane	74-87-3	N.D.	1	1
10905	2-Chlorotoluene	95-49-8	N.D.	1	1
10905	4-Chlorotoluene	106-43-4	N.D.	1	1
10905	1,2-Dibromo-3-chloropropane	96-12-8	N.D.	2	1
10905	Dibromochloromethane	124-48-1	N.D.	1	1
10905	1,2-Dibromoethane	106-93-4	N.D.	0.5	1
10905	Dibromomethane	74-95-3	N.D.	1	1
10905	1,2-Dichlorobenzene	95-50-1	N.D.	1	1
10905	1,3-Dichlorobenzene	541-73-1	N.D.	1	1
10905	1,4-Dichlorobenzene	106-46-7	N.D.	1	1
10905	Dichlorodifluoromethane	75-71-8	N.D.	2	1
10905	1,1-Dichloroethane	75-34-3	N.D.	1	1
10905	1,2-Dichloroethane	107-06-2	N.D.	0.5	1
10905	1,1-Dichloroethene	75-35-4	0.9	0.8	1
10905	cis-1,2-Dichloroethene	156-59-2	230	4	5
10905	trans-1,2-Dichloroethene	156-60-5	5	0.8	1
10905	1,2-Dichloropropane	78-87-5	N.D.	1	1
10905	1,3-Dichloropropane	142-28-9	N.D.	1	1
10905	2,2-Dichloropropane	594-20-7	N.D.	1	1
10905	1,1-Dichloropropene	563-58-6	N.D.	1	1
10905	cis-1,3-Dichloropropene	10061-01-5	N.D.	1	1
10905	trans-1,3-Dichloropropene	10061-02-6	N.D.	1	1
10905	Ethanol	64-17-5	N.D.	50	1
10905	Ethyl t-butyl ether	637-92-3	N.D.	0.5	1
10905	Ethylbenzene	100-41-4	N.D.	0.5	1
10905	Freon 113	76-13-1	N.D.	2	1
10905	Hexachlorobutadiene	87-68-3	N.D.	2	1
10905	2-Hexanone	591-78-6	N.D.	3	1

Sample Description: MW-X2-W-100519 Grab Water
Facility# 206265 BBLW
1520 Powell St-Emeryville SLT2007076 MW-X2

LLI Sample # WW 5985084
LLI Group # 1195331
Account # 11964

Project Name: 206265

Collected: 05/19/2010 14:00 by LK

Chevron

6001 Bollinger Canyon Rd L4310
San Ramon CA 94583

Submitted: 05/20/2010 09:00

Reported: 06/04/2010 14:22

Discard: 07/05/2010

265X2 SDG#: ORE03-07

CAT No.	Analysis Name	CAS Number	As Received Result	As Received Method Detection Limit	Dilution Factor
GC/MS Volatiles SW-846 8260B			ug/l	ug/l	
10905	di-Isopropyl ether	108-20-3	N.D.	0.5	1
10905	Isopropylbenzene	98-82-8	N.D.	1	1
10905	p-Isopropyltoluene	99-87-6	N.D.	1	1
10905	Methyl Tertiary Butyl Ether	1634-04-4	N.D.	0.5	1
10905	4-Methyl-2-pentanone	108-10-1	N.D.	3	1
10905	Methylene Chloride	75-09-2	N.D.	2	1
10905	Naphthalene	91-20-3	N.D.	1	1
10905	n-Propylbenzene	103-65-1	N.D.	1	1
10905	Styrene	100-42-5	N.D.	1	1
10905	1,1,1,2-Tetrachloroethane	630-20-6	N.D.	1	1
10905	1,1,2,2-Tetrachloroethane	79-34-5	N.D.	1	1
10905	Tetrachloroethene	127-18-4	130	0.8	1
10905	Toluene	108-88-3	N.D.	0.5	1
10905	1,2,3-Trichlorobenzene	87-61-6	N.D.	1	1
10905	1,2,4-Trichlorobenzene	120-82-1	N.D.	1	1
10905	1,1,1-Trichloroethane	71-55-6	N.D.	0.8	1
10905	1,1,2-Trichloroethane	79-00-5	N.D.	0.8	1
10905	Trichloroethene	79-01-6	43	1	1
10905	Trichlorofluoromethane	75-69-4	N.D.	2	1
10905	1,2,3-Trichloropropane	96-18-4	N.D.	1	1
10905	1,2,4-Trimethylbenzene	95-63-6	N.D.	1	1
10905	1,3,5-Trimethylbenzene	108-67-8	N.D.	1	1
10905	Vinyl Chloride	75-01-4	62	1	1
10905	m+p-Xylene	n.a.	N.D.	0.5	1
10905	o-Xylene	95-47-6	N.D.	0.5	1
GC Volatiles SW-846 8015B			ug/l	ug/l	
01728	TPH-GRO N. CA water C6-C12	n.a.	200	50	1
GC Extractable TPH SW-846 8015B modified			ug/l	ug/l	
02740	C11-C36	n.a.	240	48	1
02740	Total TPH	n.a.	240	48	1
GC Miscellaneous RSKSOP-175 08/11/94 modified			ug/l	ug/l	
07105	Ethane	74-84-0	22	1.0	1
07105	Ethene	74-85-1	1.9	1.0	1
07105	Methane	74-82-8	830	50	10
Wet Chemistry EPA 300.0			ug/l	ug/l	
00368	Nitrate Nitrogen	14797-55-8	1,000	250	5
00228	Sulfate	14808-79-8	18,000	1,500	5
SM20 5310 C			ug/l	ug/l	
00273	Total Organic Carbon	n.a.	4,800	500	1

Sample Description: MW-X2-W-100519 Grab Water
Facility# 206265 BBLW
1520 Powell St-Emeryville SLT2007076 MW-X2

LLI Sample # WW 5985084
LLI Group # 1195331
Account # 11964

Project Name: 206265

Collected: 05/19/2010 14:00 by LK

Chevron

6001 Bollinger Canyon Rd L4310
San Ramon CA 94583

Submitted: 05/20/2010 09:00

Reported: 06/04/2010 14:22

Discard: 07/05/2010

265X2 SDG#: ORE03-07

CAT No.	Analysis Name	CAS Number	As Received Result	As Received Method Detection Limit	Dilution Factor
Wet Chemistry SM20 2320 B			ug/l as CaCO3	ug/l as CaCO3	
00202	Alkalinity to pH 4.5	n.a.	152,000	460	1
00201	Alkalinity to pH 8.3	n.a.	N.D.	460	1
01454	Bicarbonate Alkalinity	n.a.	152,000	460	1
SM20 4500 S2 D			ug/l	ug/l	
00230	Sulfide	18496-25-8	N.D.	54	1

General Sample Comments

State of California Lab Certification No. 2501

All QC is compliant unless otherwise noted. Please refer to the Quality Control Summary for overall QC performance data and associated samples.

Laboratory Sample Analysis Record

CAT No.	Analysis Name	Method	Trial#	Batch#	Analysis Date and Time	Analyst	Dilution Factor
10905	8260 Full List w/ Sep. Xylenes	SW-846 8260B	1	W101442AA	05/24/2010 21:35	Lauren C Temple	1
10905	8260 Full List w/ Sep. Xylenes	SW-846 8260B	1	W101461AA	05/26/2010 04:48	Stephanie A Selis	5
01163	GC/MS VOA Water Prep	SW-846 5030B	1	W101442AA	05/24/2010 21:35	Lauren C Temple	1
01163	GC/MS VOA Water Prep	SW-846 5030B	2	W101461AA	05/26/2010 04:48	Stephanie A Selis	5
01146	GC VOA Water Prep	SW-846 5030B	1	10141A20A	05/21/2010 21:24	Marie D John	1
01728	TPH-GRO N. CA water C6-C12	SW-846 8015B	1	10141A20A	05/21/2010 21:24	Marie D John	1
07105	Volatile Headspace Hydrocarbon	RSKSOP-175 08/11/94 modified	1	101450021A	05/26/2010 21:56	Elizabeth J Marin	1
07105	Volatile Headspace Hydrocarbon	RSKSOP-175 08/11/94 modified	1	101450021A	05/27/2010 15:32	Elizabeth J Marin	10
07003	Extraction - DRO (Waters)	SW-846 3510C	1	101440008A	05/24/2010 17:00	JoElla L Rice	1
02740	Custom TPH with Ranges (Water)	SW-846 8015B modified	1	101440008A	05/26/2010 06:23	Heather E Williams	1
00368	Nitrate Nitrogen	EPA 300.0	1	10140196602A	05/21/2010 06:08	Ashley M Adams	5
00228	Sulfate	EPA 300.0	1	10140196602A	05/21/2010 06:08	Ashley M Adams	5
00273	Total Organic Carbon	SM20 5310 C	1	10144049502B	05/24/2010 05:10	James S Mathiot	1
00202	Alkalinity to pH 4.5	SM20 2320 B	1	10145020201B	05/25/2010 11:59	Geraldine C Smith	1
00201	Alkalinity to pH 8.3	SM20 2320 B	1	10145020201B	05/25/2010 11:59	Geraldine C Smith	1
01454	Bicarbonate Alkalinity	SM20 2320 B	1	10145020201B	05/25/2010 11:59	Geraldine C Smith	1
00230	Sulfide	SM20 4500 S2 D	1	10141023001A	05/21/2010 15:11	Geraldine C Smith	1



Analysis Report

2425 New Holland Pike, PO Box 12425, Lancaster, PA 17605-2425 • 717-656-2300 Fax: 717-656-2681 • www.lancasterlabs.com

Sample Description: MW-X2-W-100519 Filtered Grab Water
Facility# 206265 BBLW
1520 Powell St-Emeryville SLT2007076 MW-X2

LLI Sample # WW 5985085
LLI Group # 1195331
Account # 11964

Project Name: 206265

Collected: 05/19/2010 14:00 by LK

Chevron

6001 Bollinger Canyon Rd L4310
San Ramon CA 94583

Submitted: 05/20/2010 09:00

Reported: 06/04/2010 14:22

Discard: 07/05/2010

X2-F- SDG#: ORE03-08

CAT No.	Analysis Name	CAS Number	As Received Result	As Received Method Detection Limit	Dilution Factor
Metals Dissolved			EPA 200.7 rev 4.4	ug/l	
01754	Iron	7439-89-6	475	52.2	1
07058	Manganese	7439-96-5	2,150	0.84	1

General Sample Comments

State of California Lab Certification No. 2501
This sample was field filtered for dissolved metals.

All QC is compliant unless otherwise noted. Please refer to the Quality Control Summary for overall QC performance data and associated samples.

Laboratory Sample Analysis Record

CAT No.	Analysis Name	Method	Trial#	Batch#	Analysis Date and Time	Analyst	Dilution Factor
01754	Iron	EPA 200.7 rev 4.4	1	101415716003	05/24/2010 23:31	John W Yanzuk II	1
07058	Manganese	EPA 200.7 rev 4.4	1	101415716003	05/24/2010 23:31	John W Yanzuk II	1
05716	EPA 600 ICP Digest (tot rec)	EPA 200.7 rev 4.4	1	101415716003	05/23/2010 21:30	Mirit S Shenouda	1

Sample Description: QA-T-100519 NA Water
Facility# 206265 BBLW
1520 Powell St-Emeryville SLT2007076 QA

LLI Sample # WW 5985086
LLI Group # 1195331
Account # 11964

Project Name: 206265

Collected: 05/19/2010

Chevron

Submitted: 05/20/2010 09:00

6001 Bollinger Canyon Rd L4310

Reported: 06/04/2010 14:22

San Ramon CA 94583

Discard: 07/05/2010

265XY SDG#: ORE03-09TB*

CAT No.	Analysis Name	CAS Number	As Received Result	As Received Method Detection Limit	Dilution Factor
GC/MS	Volatiles	SW-846 8260B	ug/l	ug/l	
10905	Acetone	67-64-1	N.D.	6	1
10905	t-Amyl methyl ether	994-05-8	N.D.	0.5	1
10905	Benzene	71-43-2	N.D.	0.5	1
10905	Bromobenzene	108-86-1	N.D.	1	1
10905	Bromochloromethane	74-97-5	N.D.	1	1
10905	Bromodichloromethane	75-27-4	N.D.	1	1
10905	Bromoform	75-25-2	N.D.	1	1
10905	Bromomethane	74-83-9	N.D.	1	1
10905	2-Butanone	78-93-3	N.D.	3	1
10905	t-Butyl alcohol	75-65-0	N.D.	5	1
10905	n-Butylbenzene	104-51-8	N.D.	1	1
10905	sec-Butylbenzene	135-98-8	N.D.	1	1
10905	tert-Butylbenzene	98-06-6	N.D.	1	1
10905	Carbon Disulfide	75-15-0	N.D.	1	1
10905	Carbon Tetrachloride	56-23-5	N.D.	1	1
10905	Chlorobenzene	108-90-7	N.D.	0.8	1
10905	Chloroethane	75-00-3	N.D.	1	1
10905	2-Chloroethyl Vinyl Ether	110-75-8	N.D.	2	1
	2-Chloroethyl vinyl ether may not be recovered if acid was used to preserve this sample.				
10905	Chloroform	67-66-3	N.D.	0.8	1
10905	Chloromethane	74-87-3	N.D.	1	1
10905	2-Chlorotoluene	95-49-8	N.D.	1	1
10905	4-Chlorotoluene	106-43-4	N.D.	1	1
10905	1,2-Dibromo-3-chloropropane	96-12-8	N.D.	2	1
10905	Dibromochloromethane	124-48-1	N.D.	1	1
10905	1,2-Dibromoethane	106-93-4	N.D.	0.5	1
10905	Dibromomethane	74-95-3	N.D.	1	1
10905	1,2-Dichlorobenzene	95-50-1	N.D.	1	1
10905	1,3-Dichlorobenzene	541-73-1	N.D.	1	1
10905	1,4-Dichlorobenzene	106-46-7	N.D.	1	1
10905	Dichlorodifluoromethane	75-71-8	N.D.	2	1
10905	1,1-Dichloroethane	75-34-3	N.D.	1	1
10905	1,2-Dichloroethane	107-06-2	N.D.	0.5	1
10905	1,1-Dichloroethene	75-35-4	N.D.	0.8	1
10905	cis-1,2-Dichloroethene	156-59-2	N.D.	0.8	1
10905	trans-1,2-Dichloroethene	156-60-5	N.D.	0.8	1
10905	1,2-Dichloropropane	78-87-5	N.D.	1	1
10905	1,3-Dichloropropane	142-28-9	N.D.	1	1
10905	2,2-Dichloropropane	594-20-7	N.D.	1	1
10905	1,1-Dichloropropene	563-58-6	N.D.	1	1
10905	cis-1,3-Dichloropropene	10061-01-5	N.D.	1	1
10905	trans-1,3-Dichloropropene	10061-02-6	N.D.	1	1
10905	Ethanol	64-17-5	N.D.	50	1
10905	Ethyl t-butyl ether	637-92-3	N.D.	0.5	1
10905	Ethylbenzene	100-41-4	N.D.	0.5	1
10905	Freon 113	76-13-1	N.D.	2	1
10905	Hexachlorobutadiene	87-68-3	N.D.	2	1
10905	2-Hexanone	591-78-6	N.D.	3	1

Sample Description: QA-T-100519 NA Water
Facility# 206265 BBLW
1520 Powell St-Emeryville SLT2007076 QA

LLI Sample # WW 5985086
LLI Group # 1195331
Account # 11964

Project Name: 206265

Collected: 05/19/2010

Chevron

Submitted: 05/20/2010 09:00

6001 Bollinger Canyon Rd L4310

Reported: 06/04/2010 14:22

San Ramon CA 94583

Discard: 07/05/2010

265XY SDG#: ORE03-09TB*

CAT No.	Analysis Name	CAS Number	As Received Result	As Received Method Detection Limit	Dilution Factor
GC/MS Volatiles SW-846 8260B			ug/l	ug/l	
10905	di-Isopropyl ether	108-20-3	N.D.	0.5	1
10905	Isopropylbenzene	98-82-8	N.D.	1	1
10905	p-Isopropyltoluene	99-87-6	N.D.	1	1
10905	Methyl Tertiary Butyl Ether	1634-04-4	N.D.	0.5	1
10905	4-Methyl-2-pentanone	108-10-1	N.D.	3	1
10905	Methylene Chloride	75-09-2	N.D.	2	1
10905	Naphthalene	91-20-3	N.D.	1	1
10905	n-Propylbenzene	103-65-1	N.D.	1	1
10905	Styrene	100-42-5	N.D.	1	1
10905	1,1,1,2-Tetrachloroethane	630-20-6	N.D.	1	1
10905	1,1,2,2-Tetrachloroethane	79-34-5	N.D.	1	1
10905	Tetrachloroethene	127-18-4	N.D.	0.8	1
10905	Toluene	108-88-3	N.D.	0.5	1
10905	1,2,3-Trichlorobenzene	87-61-6	N.D.	1	1
10905	1,2,4-Trichlorobenzene	120-82-1	N.D.	1	1
10905	1,1,1-Trichloroethane	71-55-6	N.D.	0.8	1
10905	1,1,2-Trichloroethane	79-00-5	N.D.	0.8	1
10905	Trichloroethene	79-01-6	N.D.	1	1
10905	Trichlorofluoromethane	75-69-4	N.D.	2	1
10905	1,2,3-Trichloropropane	96-18-4	N.D.	1	1
10905	1,2,4-Trimethylbenzene	95-63-6	N.D.	1	1
10905	1,3,5-Trimethylbenzene	108-67-8	N.D.	1	1
10905	Vinyl Chloride	75-01-4	N.D.	1	1
10905	m+p-Xylene	n.a.	N.D.	0.5	1
10905	o-Xylene	95-47-6	N.D.	0.5	1
GC Volatiles SW-846 8015B			ug/l	ug/l	
01728	TPH-GRO N. CA water C6-C12	n.a.	N.D.	50	1

General Sample Comments

State of California Lab Certification No. 2501

All QC is compliant unless otherwise noted. Please refer to the Quality Control Summary for overall QC performance data and associated samples.

Laboratory Sample Analysis Record

CAT No.	Analysis Name	Method	Trial#	Batch#	Analysis Date and Time	Analyst	Dilution Factor
10905	8260 Full List w/ Sep. Xylenes	SW-846 8260B	1	W101442AA	05/24/2010 21:58	Lauren C Temple	1
01163	GC/MS VOA Water Prep	SW-846 5030B	1	W101442AA	05/24/2010 21:58	Lauren C Temple	1
01146	GC VOA Water Prep	SW-846 5030B	1	10141A20A	05/21/2010 17:02	Marie D John	1
01728	TPH-GRO N. CA water C6-C12	SW-846 8015B	1	10141A20A	05/21/2010 17:02	Marie D John	1

Quality Control Summary

Client Name: Chevron

Group Number: 1195331

Reported: 06/04/10 at 02:22 PM

Matrix QC may not be reported if site-specific QC samples were not submitted. In these situations, to demonstrate precision and accuracy at a batch level, a LCS/LCSD was performed, unless otherwise specified in the method.

Laboratory Compliance Quality Control

<u>Analysis Name</u>	<u>Blank Result</u>	<u>Blank MDL</u>	<u>Report Units</u>	<u>LCS %REC</u>	<u>LCSD %REC</u>	<u>LCS/LCSD Limits</u>	<u>RPD</u>	<u>RPD Max</u>
Batch number: W101442AA	Sample number(s): 5985078, 5985080, 5985082, 5985084, 5985086							
Acetone	N.D.	6.	ug/l	97		49-234		
t-Amyl methyl ether	N.D.	0.5	ug/l	81		77-120		
Benzene	N.D.	0.5	ug/l	104		79-120		
Bromobenzene	N.D.	1.	ug/l	106		80-120		
Bromochloromethane	N.D.	1.	ug/l	106		80-120		
Bromodichloromethane	N.D.	1.	ug/l	99		80-120		
Bromoform	N.D.	1.	ug/l	112		61-120		
Bromomethane	N.D.	1.	ug/l	86		44-120		
2-Butanone	N.D.	3.	ug/l	102		66-151		
t-Butyl alcohol	N.D.	5.	ug/l	120		73-120		
n-Butylbenzene	N.D.	1.	ug/l	92		74-120		
sec-Butylbenzene	N.D.	1.	ug/l	96		78-120		
tert-Butylbenzene	N.D.	1.	ug/l	101		80-120		
Carbon Disulfide	N.D.	1.	ug/l	97		62-120		
Carbon Tetrachloride	N.D.	1.	ug/l	110		75-123		
Chlorobenzene	N.D.	0.8	ug/l	106		80-120		
Chloroethane	N.D.	1.	ug/l	74		49-129		
2-Chloroethyl Vinyl Ether	N.D.	2.	ug/l	57		56-129		
Chloroform	N.D.	0.8	ug/l	99		77-122		
Chloromethane	N.D.	1.	ug/l	93		60-129		
2-Chlorotoluene	N.D.	1.	ug/l	103		80-120		
4-Chlorotoluene	N.D.	1.	ug/l	104		80-120		
1,2-Dibromo-3-chloropropane	N.D.	2.	ug/l	87		66-120		
Dibromochloromethane	N.D.	1.	ug/l	106		80-120		
1,2-Dibromoethane	N.D.	0.5	ug/l	103		80-120		
Dibromomethane	N.D.	1.	ug/l	102		80-120		
1,2-Dichlorobenzene	N.D.	1.	ug/l	107		80-120		
1,3-Dichlorobenzene	N.D.	1.	ug/l	105		80-120		
1,4-Dichlorobenzene	N.D.	1.	ug/l	105		80-120		
Dichlorodifluoromethane	N.D.	2.	ug/l	76		54-152		
1,1-Dichloroethane	N.D.	1.	ug/l	103		79-120		
1,2-Dichloroethane	N.D.	0.5	ug/l	95		70-130		
1,1-Dichloroethene	N.D.	0.8	ug/l	104		74-123		
cis-1,2-Dichloroethene	N.D.	0.8	ug/l	102		80-120		
trans-1,2-Dichloroethene	N.D.	0.8	ug/l	103		80-120		
1,2-Dichloropropane	N.D.	1.	ug/l	107		78-120		
1,3-Dichloropropane	N.D.	1.	ug/l	102		80-120		
2,2-Dichloropropane	N.D.	1.	ug/l	98		77-124		
1,1-Dichloropropene	N.D.	1.	ug/l	101		80-120		
cis-1,3-Dichloropropene	N.D.	1.	ug/l	102		80-120		
trans-1,3-Dichloropropene	N.D.	1.	ug/l	99		79-120		
Ethanol	N.D.	50.	ug/l	115		40-158		
Ethyl t-butyl ether	N.D.	0.5	ug/l	82		76-120		
Ethylbenzene	N.D.	0.5	ug/l	101		79-120		
Freon 113	N.D.	2.	ug/l	107		69-128		
Hexachlorobutadiene	N.D.	2.	ug/l	82		58-120		

*- Outside of specification

- (1) The result for one or both determinations was less than five times the LOQ.
- (2) The unspiked result was more than four times the spike added.

Quality Control Summary

Client Name: Chevron

Group Number: 1195331

Reported: 06/04/10 at 02:22 PM

Laboratory Compliance Quality Control

<u>Analysis Name</u>	<u>Blank Result</u>	<u>Blank MDL</u>	<u>Report Units</u>	<u>LCS %REC</u>	<u>LCSD %REC</u>	<u>LCS/LCSD Limits</u>	<u>RPD</u>	<u>RPD Max</u>
2-Hexanone	N.D.	3.	ug/l	101		65-136		
di-Isopropyl ether	N.D.	0.5	ug/l	105		71-124		
Isopropylbenzene	N.D.	1.	ug/l	102		77-120		
p-Isopropyltoluene	N.D.	1.	ug/l	97		80-120		
Methyl Tertiary Butyl Ether	N.D.	0.5	ug/l	90		76-120		
4-Methyl-2-pentanone	N.D.	3.	ug/l	105		70-121		
Methylene Chloride	N.D.	2.	ug/l	105		80-120		
Naphthalene	N.D.	1.	ug/l	84		62-120		
n-Propylbenzene	N.D.	1.	ug/l	100		80-120		
Styrene	N.D.	1.	ug/l	99		80-120		
1,1,1,2-Tetrachloroethane	N.D.	1.	ug/l	108		80-120		
1,1,2,2-Tetrachloroethane	N.D.	1.	ug/l	102		71-120		
Tetrachloroethene	N.D.	0.8	ug/l	110		80-121		
Toluene	N.D.	0.5	ug/l	103		79-120		
1,2,3-Trichlorobenzene	N.D.	1.	ug/l	91		65-120		
1,2,4-Trichlorobenzene	N.D.	1.	ug/l	96		67-120		
1,1,1-Trichloroethane	N.D.	0.8	ug/l	102		75-127		
1,1,2-Trichloroethane	N.D.	0.8	ug/l	104		80-120		
Trichloroethene	N.D.	1.	ug/l	103		80-120		
Trichlorofluoromethane	N.D.	2.	ug/l	97		64-129		
1,2,3-Trichloropropane	N.D.	1.	ug/l	99		80-120		
1,2,4-Trimethylbenzene	N.D.	1.	ug/l	96		74-120		
1,3,5-Trimethylbenzene	N.D.	1.	ug/l	97		75-120		
Vinyl Chloride	N.D.	1.	ug/l	108		59-120		
m+p-Xylene	N.D.	0.5	ug/l	105		80-120		
o-Xylene	N.D.	0.5	ug/l	103		80-120		
Batch number: W101461AA	Sample number(s):	5985084						
cis-1,2-Dichloroethene	N.D.	0.8	ug/l	99		80-120		
Batch number: W101462AA	Sample number(s):	5985078						
Tetrachloroethene	N.D.	0.8	ug/l	100		80-121		
Batch number: W101531AA	Sample number(s):	5985082						
Tetrachloroethene	N.D.	0.8	ug/l	114		80-121		
Batch number: 10141A20A	Sample number(s):	5985078,5985080,5985082,5985084,5985086						
TPH-GRO N. CA water C6-C12	N.D.	50.	ug/l	109	100	75-135	9	30
Batch number: 101440008A	Sample number(s):	5985078,5985080,5985082,5985084						
C11-C36	N.D.	50.	ug/l					
Total TPH	N.D.	50.	ug/l	80	89	60-120	10	20
Batch number: 101440037A	Sample number(s):	5985078						
Ethane	N.D.	1.0	ug/l	90		80-120		
Ethene	N.D.	1.0	ug/l	87		80-120		
Methane	N.D.	5.0	ug/l	87		80-120		
Batch number: 101450021A	Sample number(s):	5985080,5985082,5985084						
Ethane	N.D.	1.0	ug/l	98		80-120		
Ethene	N.D.	1.0	ug/l	97		80-120		
Methane	N.D.	5.0	ug/l	97		80-120		
Batch number: 101415716003	Sample number(s):	5985079,5985081,5985083,5985085						
Iron	N.D.	52.2	ug/l	103		85-115		

*- Outside of specification

- (1) The result for one or both determinations was less than five times the LOQ.
- (2) The unspiked result was more than four times the spike added.

Quality Control Summary

Client Name: Chevron

Group Number: 1195331

Reported: 06/04/10 at 02:22 PM

Laboratory Compliance Quality Control

<u>Analysis Name</u>	<u>Blank Result</u>	<u>Blank MDL</u>	<u>Report Units</u>	<u>LCS %REC</u>	<u>LCSD %REC</u>	<u>LCS/LCSD Limits</u>	<u>RPD</u>	<u>RPD Max</u>
Manganese	N.D.	0.84	ug/l	105		85-115		
Batch number: 10140196602A	Sample number(s): 5985078,5985080,5985082,5985084							
Nitrate Nitrogen	N.D.	50.	ug/l	100		90-110		
Sulfate	N.D.	300.	ug/l	99		89-110		
Batch number: 10144049502B	Sample number(s): 5985078,5985080,5985082,5985084							
Total Organic Carbon	N.D.	500.	ug/l	101		91-113		
Batch number: 10141023001A	Sample number(s): 5985078,5985080,5985082,5985084							
Sulfide	N.D.	54.	ug/l	100		90-110		
Batch number: 10145020201B	Sample number(s): 5985078,5985080,5985082,5985084							
Alkalinity to pH 4.5	N.D.	460.	ug/l as CaCO3	100		98-103		

Sample Matrix Quality Control

Unspiked (UNSPK) = the sample used in conjunction with the matrix spike

Background (BKG) = the sample used in conjunction with the duplicate

<u>Analysis Name</u>	<u>MS %REC</u>	<u>MSD %REC</u>	<u>MS/MSD Limits</u>	<u>RPD</u>	<u>RPD MAX</u>	<u>BKG Conc</u>	<u>DUP Conc</u>	<u>DUP RPD</u>	<u>Dup RPD Max</u>
Batch number: W101442AA	Sample number(s): 5985078,5985080,5985082,5985084,5985086 UNSPK: P986667								
Acetone	96	95	52-139	1	30				
t-Amyl methyl ether	83	82	75-122	1	30				
Benzene	111	111	80-126	0	30				
Bromobenzene	109	112	82-115	3	30				
Bromochloromethane	111	111	83-123	0	30				
Bromodichloromethane	105	104	78-125	1	30				
Bromoform	114	115	60-121	0	30				
Bromomethane	93	91	38-149	2	30				
2-Butanone	103	101	57-138	1	30				
t-Butyl alcohol	110	115	67-119	4	30				
n-Butylbenzene	100	101	73-128	2	30				
sec-Butylbenzene	104	107	79-125	2	30				
tert-Butylbenzene	108	108	81-121	0	30				
Carbon Disulfide	107	107	67-135	0	30				
Carbon Tetrachloride	124	124	81-138	1	30				
Chlorobenzene	112	113	87-124	1	30				
Chloroethane	83	81	51-145	2	30				
2-Chloroethyl Vinyl Ether	0*	0*	10-151	0	30				
Chloroform	107	106	81-134	1	30				
Chloromethane	101	106	67-154	5	30				
2-Chlorotoluene	108	112	82-118	3	30				
4-Chlorotoluene	111	112	84-122	1	30				
1,2-Dibromo-3-chloropropane	87	86	66-121	1	30				
Dibromochloromethane	110	110	74-116	1	30				
1,2-Dibromoethane	105	105	77-116	0	30				
Dibromomethane	105	104	83-119	1	30				
1,2-Dichlorobenzene	110	111	84-119	1	30				
1,3-Dichlorobenzene	109	111	86-121	2	30				

*- Outside of specification

- (1) The result for one or both determinations was less than five times the LOQ.
- (2) The unspiked result was more than four times the spike added.

Quality Control Summary

 Client Name: Chevron
 Reported: 06/04/10 at 02:22 PM

Group Number: 1195331

Sample Matrix Quality Control

 Unspiked (UNSPK) = the sample used in conjunction with the matrix spike
 Background (BKG) = the sample used in conjunction with the duplicate

<u>Analysis Name</u>	<u>MS</u> <u>%REC</u>	<u>MSD</u> <u>%REC</u>	<u>MS/MSD</u> <u>Limits</u>	<u>RPD</u> <u>RPD</u>	<u>RPD</u> <u>MAX</u>	<u>BKG</u> <u>Conc</u>	<u>DUP</u> <u>Conc</u>	<u>DUP</u> <u>RPD</u>	<u>Dup RPD</u> <u>Max</u>
1,4-Dichlorobenzene	110	112	85-121	2	30				
Dichlorodifluoromethane	87	88	64-163	2	30				
1,1-Dichloroethane	110	110	84-129	0	30				
1,2-Dichloroethane	99	98	66-141	1	30				
1,1-Dichloroethene	116	117	85-142	1	30				
cis-1,2-Dichloroethene	109	110	85-125	1	30				
trans-1,2-Dichloroethene	113	113	87-126	0	30				
1,2-Dichloropropane	113	112	83-124	0	30				
1,3-Dichloropropane	105	105	81-120	1	30				
2,2-Dichloropropane	108	108	81-135	0	30				
1,1-Dichloropropene	112	110	86-137	2	30				
cis-1,3-Dichloropropene	105	106	75-125	2	30				
trans-1,3-Dichloropropene	101	103	74-119	2	30				
Ethanol	115	122	37-164	5	30				
Ethyl t-butyl ether	85	85	74-122	1	30				
Ethylbenzene	108	109	71-134	1	30				
Freon 113	124	123	89-148	1	30				
Hexachlorobutadiene	84	91	56-134	8	30				
2-Hexanone	101	102	55-127	1	30				
di-Isopropyl ether	111	111	70-129	0	30				
Isopropylbenzene	109	112	75-128	2	30				
p-Isopropyltoluene	105	108	76-123	3	30				
Methyl Tertiary Butyl Ether	93	92	72-126	0	30				
4-Methyl-2-pentanone	106	105	63-123	1	30				
Methylene Chloride	108	107	79-120	0	30				
Naphthalene	84	87	52-125	3	30				
n-Propylbenzene	107	109	74-134	2	30				
Styrene	104	106	60-140	1	30				
1,1,1,2-Tetrachloroethane	114	115	82-119	0	30				
1,1,2,2-Tetrachloroethane	103	104	73-119	1	30				
Tetrachloroethene	121	121	80-128	0	30				
Toluene	109	111	80-125	2	30				
1,2,3-Trichlorobenzene	93	97	57-122	4	30				
1,2,4-Trichlorobenzene	98	101	60-122	2	30				
1,1,1-Trichloroethane	110	111	80-143	1	30				
1,1,2-Trichloroethane	108	107	77-124	1	30				
Trichloroethene	112	110	88-133	2	30				
Trichlorofluoromethane	112	113	73-152	0	30				
1,2,3-Trichloropropane	103	104	76-118	2	30				
1,2,4-Trimethylbenzene	102	103	72-130	1	30				
1,3,5-Trimethylbenzene	104	106	72-131	2	30				
Vinyl Chloride	122	120	66-133	1	30				
m+p-Xylene	112	114	79-125	2	30				
o-Xylene	110	110	79-125	0	30				

 Batch number: W101461AA Sample number(s): 5985084 UNSPK: P986647
 cis-1,2-Dichloroethene 106 108 85-125 1 30

 Batch number: W101462AA Sample number(s): 5985078 UNSPK: P988994
 Tetrachloroethene 117 119 80-128 2 30

 Batch number: W101531AA Sample number(s): 5985082 UNSPK: P992814
 Tetrachloroethene 123 122 80-128 1 30

*- Outside of specification

- (1) The result for one or both determinations was less than five times the LOQ.
- (2) The unspiked result was more than four times the spike added.

Quality Control Summary

Client Name: Chevron Group Number: 1195331
 Reported: 06/04/10 at 02:22 PM

Sample Matrix Quality Control

Unspiked (UNSPK) = the sample used in conjunction with the matrix spike
 Background (BKG) = the sample used in conjunction with the duplicate

<u>Analysis Name</u>	<u>MS</u> <u>%REC</u>	<u>MSD</u> <u>%REC</u>	<u>MS/MSD</u> <u>Limits</u>	<u>RPD</u> <u>RPD</u>	<u>BKG</u> <u>MAX</u> <u>Conc</u>	<u>DUP</u> <u>Conc</u>	<u>DUP</u> <u>RPD</u>	<u>Dup RPD</u> <u>Max</u>
Batch number: 10141A20A TPH-GRO N. CA water C6-C12	Sample number(s): 5985078,5985080,5985082,5985084,5985086 UNSPK: P983788 100 63-154							
Batch number: 101440037A	Sample number(s): 5985078 UNSPK: P984779							
Ethane	76	61	34-153	19	20			
Ethene	76	61	35-162	20	20			
Methane	-1667 (2)	-1833 (2)	35-157	8	20			
Batch number: 101450021A	Sample number(s): 5985080,5985082,5985084 UNSPK: P985032							
Ethane	64	88	34-153	31*	20			
Ethene	67	92	35-162	31*	20			
Methane	17 (2)	50 (2)	35-157	7	20			
Batch number: 101415716003	Sample number(s): 5985079,5985081,5985083,5985085 UNSPK: 5985079 BKG: 5985079							
Iron	100		70-130		N.D.	N.D.	0 (1)	20
Manganese	104		70-130		17.3	17.4	0 (1)	20
Batch number: 10140196602A	Sample number(s): 5985078,5985080,5985082,5985084 UNSPK: P985032 BKG: P985032							
Nitrate Nitrogen	120*		90-110		N.D.	N.D.	0 (1)	20
Sulfate	108		90-110		181,000	184,000	2	20
Batch number: 10144049502B	Sample number(s): 5985078,5985080,5985082,5985084 UNSPK: P985032 BKG: P985032							
Total Organic Carbon	103		64-141		3,800	3,800	0 (1)	4
Batch number: 10141023001A	Sample number(s): 5985078,5985080,5985082,5985084 UNSPK: P984779 BKG: P984779							
Sulfide	71	73	69-133	3	5	N.D.	N.D.	0 (1)
Batch number: 10145020201B	Sample number(s): 5985078,5985080,5985082,5985084 UNSPK: P984779 BKG: P985032							
Alkalinity to pH 4.5	77	82	73-121	3	5	148,000	148,000	0
Alkalinity to pH 8.3						N.D.	N.D.	0 (1)

Surrogate Quality Control

Surrogate recoveries which are outside of the QC window are confirmed unless attributed to dilution or otherwise noted on the Analysis Report.

Analysis Name: VOCs by 8260B(Extended) -Water
 Batch number: W101442AA

	Dibromofluoromethane	1,2-Dichloroethane-d4	Toluene-d8	4-Bromofluorobenzene
5985078	98	99	95	89
5985080	100	100	95	89
5985082	97	100	95	88
5985084	99	101	96	90
5985086	98	99	96	89
Blank	97	101	96	90
LCS	98	97	97	93
MS	98	97	97	92

*- Outside of specification

- (1) The result for one or both determinations was less than five times the LOQ.
- (2) The unspiked result was more than four times the spike added.

Quality Control Summary

 Client Name: Chevron
 Reported: 06/04/10 at 02:22 PM

Group Number: 1195331

Surrogate Quality Control

MSD	98	97	97	94
Limits:	80-116	77-113	80-113	78-113
Analysis Name: 8260 Master Scan (water)				
Batch number: W101461AA				
	Dibromofluoromethane	1,2-Dichloroethane-d4	Toluene-d8	4-Bromofluorobenzene
Blank	99	102	95	88
LCS	98	103	98	93
MS	99	102	98	93
MSD	98	100	97	92
Limits:	80-116	77-113	80-113	78-113
Analysis Name: VOCs by 8260B(Extended) -Water				
Batch number: W101462AA				
	Dibromofluoromethane	1,2-Dichloroethane-d4	Toluene-d8	4-Bromofluorobenzene
Blank	99	101	95	89
LCS	98	103	97	92
MS	97	99	98	93
MSD	97	103	98	93
Limits:	80-116	77-113	80-113	78-113
Analysis Name: VOCs by 8260B(Extended) -Water				
Batch number: W101531AA				
	Dibromofluoromethane	1,2-Dichloroethane-d4	Toluene-d8	4-Bromofluorobenzene
Blank	99	101	94	88
LCS	99	105	96	91
MS	99	104	97	96
MSD	100	104	96	96
Limits:	80-116	77-113	80-113	78-113
Analysis Name: TPH-GRO N. CA water C6-C12				
Batch number: 10141A20A				
	Trifluorotoluene-F			
5985078	97			
5985080	111			
5985082	95			
5985084	96			
5985086	90			
Blank	92			
LCS	115			
LCSD	115			
MS	109			
Limits:	63-135			
Analysis Name: Custom TPH with Ranges (Water)				
Batch number: 101440008A				
	Chlorobenzene	Orthoterphenyl		
5985078	91	95		

*- Outside of specification

- (1) The result for one or both determinations was less than five times the LOQ.
- (2) The unspiked result was more than four times the spike added.

Quality Control Summary

Client Name: Chevron
Reported: 06/04/10 at 02:22 PM

Group Number: 1195331

Surrogate Quality Control

5985080	87	86
5985082	77	74
5985084	94	99
Blank	88	100
LCS	104	91
LCSD	110	101

Limits: 28-152 52-131

Analysis Name: Volatile Headspace Hydrocarbon
Batch number: 101440037A
Propene

5985078	79
Blank	87
LCS	87
MS	68
MSD	57

Limits: 42-131

Analysis Name: Volatile Headspace Hydrocarbon
Batch number: 101450021A
Propene

5985080	74
5985082	82
5985084	81
Blank	96
LCS	96
MS	50
MSD	70

Limits: 42-131

*- Outside of specification

- (1) The result for one or both determinations was less than five times the LOQ.
- (2) The unspiked result was more than four times the spike added.

Chevron California Region Analysis Request/Chain of Custody



051910-01

Acct. #: 11964

For Lancaster Laboratories use only
Sample #: 5985078-86

SCR#: 252449

1195331

Facility #: 200205
 Site Address: 1520 Powell St., Emeryville, CA
 Chevron PM: Tom Bawls Lead Consultant: ARCADIS
 Consultant/Office: Walnut Creek, CA
 Consultant Prj. Mgr.: Den Wagner
 Consultant Phone #: 925.290.7919 Fax #: 925.274.1103
 Sampler: LK/PL
 Service Order #: _____ Non SAR: _____

Analyses Requested

Preservation Codes									
+							N	B	O
<input checked="" type="checkbox"/>	<input type="checkbox"/>	<input type="checkbox"/>	<input type="checkbox"/>	<input type="checkbox"/>	<input type="checkbox"/>	<input type="checkbox"/>	<input checked="" type="checkbox"/>	<input type="checkbox"/>	<input type="checkbox"/>
TPH 8015 MOD GRO	BTEX + MTBE 8260 <input type="checkbox"/> 8021 <input type="checkbox"/>	TPH 8015 MOD DRO <input checked="" type="checkbox"/>	Silica Gel Cleanup	8260 full scan	Oxygenates	Lead 7420 <input type="checkbox"/> 7421 <input type="checkbox"/>	METHANE LEVINE LETTERS (P&S) (P&S)	1,2,4,6,8,10,12 (P&S) (EPA 240.7)	SULFATE + NITRATE NITROGEN (EPA 300.0)
							SULFIDE (SH450S2-D)	PERCHLORATE TALKALIMITY (SH123204)	TDC (SH1531DC)

Preservative Codes

H = HCl T = Thiosulfate
 N = HNO₃ B = NaOH
 S = H₂SO₄ O = Other

J value reporting needed
 Must meet lowest detection limits possible for 8260 compounds

8021 MTBE Confirmation
 Confirm highest hit by 8260
 Confirm all hits by 8260
 Run ___ oxy's on highest hit
 Run ___ oxy's on all hits

Field Point Name	Matrix	Repeat Sample	Top Depth	Year Month Day	Time Collected	New Field Pt.	Grab	Composite	Total Number of Containers	BTEX + MTBE 8260 <input type="checkbox"/> 8021 <input type="checkbox"/>	TPH 8015 MOD GRO	TPH 8015 MOD DRO <input checked="" type="checkbox"/>	Silica Gel Cleanup	8260 full scan	Oxygenates	Lead 7420 <input type="checkbox"/> 7421 <input type="checkbox"/>	METHANE LEVINE LETTERS (P&S) (P&S)	1,2,4,6,8,10,12 (P&S) (EPA 240.7)	SULFATE + NITRATE NITROGEN (EPA 300.0)	SULFIDE (SH450S2-D)	PERCHLORATE TALKALIMITY (SH123204)	TDC (SH1531DC)
MW-XB	W			2010 05 18	1510		X		10	X	X	X				X	X	X	X	X	X	X
MW-X3	W			2010 05 19	0900		X		10	X	X	X				X	X	X	X	X	X	X
MW-19A	W			2010 05 19	1045		X		10	X	X	X				X	X	X	X	X	X	X
MW-X2	W			2010 05 19	1400		X		10	X	X	X				X	X	X	X	X	X	X
TB-20100519	W			2010 05 19					2	X		X										

Comments / Remarks

* Field Filtered

Turnaround Time Requested (TAT) (please circle)

STD. TAT 72 hour 48 hour
 24 hour 4 day 5 day

Data Package Options (please circle if required)

QC Summary Type I - Full
 Type VI (Raw Data) Coelt Deliverable not needed
 WIP (RWQCB)
 Disk

Relinquished by: <u>[Signature]</u>	Date: <u>5/19/2010</u>	Time: <u>1530</u>	Received by: <u>[Signature]</u>	Date: <u>5/19/10</u>	Time: <u>1530</u>
Relinquished by: <u>[Signature]</u>	Date: <u>5/19/10</u>	Time: _____	Received by: <u>[Signature]</u>	Date: <u>5/19/10</u>	Time: _____
Relinquished by: _____	Date: _____	Time: _____	Received by: _____	Date: _____	Time: _____
Relinquished by Commercial Carrier: UPS <input checked="" type="checkbox"/> FedEx _____ Other _____	Temperature Upon Receipt: <u>over 10</u> °C		Received by: <u>[Signature]</u>	Date: <u>5/20/10</u>	Time: <u>0900</u>
Custody Seals Intact? <u>Yes</u> No					

Explanation of Symbols and Abbreviations

The following defines common symbols and abbreviations used in reporting technical data:

RL	Reporting Limit	BMQL	Below Minimum Quantitation Level
N.D.	none detected	MPN	Most Probable Number
TNTC	Too Numerous To Count	CP Units	cobalt-chloroplatinate units
IU	International Units	NTU	nephelometric turbidity units
umhos/cm	micromhos/cm	ng	nanogram(s)
C	degrees Celsius	F	degrees Fahrenheit
meq	milliequivalents	lb.	pound(s)
g	gram(s)	kg	kilogram(s)
ug	microgram(s)	mg	milligram(s)
ml	milliliter(s)	l	liter(s)
m3	cubic meter(s)	ul	microliter(s)
<	less than - The number following the sign is the <u>limit of quantitation</u> , the smallest amount of analyte which can be reliably determined using this specific test.		
>	greater than		
J	estimated value – The result is \geq the Method Detection Limit (MDL) and $<$ the Limit of Quantitation (LOQ).		
ppm	parts per million - One ppm is equivalent to one milligram per kilogram (mg/kg), or one gram per million grams. For aqueous liquids, ppm is usually taken to be equivalent to milligrams per liter (mg/l), because one liter of water has a weight very close to a kilogram. For gases or vapors, one ppm is equivalent to one microliter of gas per liter of gas.		
ppb	parts per billion		
Dry weight basis	Results printed under this heading have been adjusted for moisture content. This increases the analyte weight concentration to approximate the value present in a similar sample without moisture. All other results are reported on an as-received basis.		

U.S. EPA CLP Data Qualifiers:

Organic Qualifiers	Inorganic Qualifiers
A TIC is a possible aldol-condensation product	B Value is $<$ CRDL, but \geq IDL
B Analyte was also detected in the blank	E Estimated due to interference
C Pesticide result confirmed by GC/MS	M Duplicate injection precision not met
D Compound quantitated on a diluted sample	N Spike sample not within control limits
E Concentration exceeds the calibration range of the instrument	S Method of standard additions (MSA) used for calculation
N Presumptive evidence of a compound (TICs only)	U Compound was not detected
P Concentration difference between primary and confirmation columns $>$ 25%	W Post digestion spike out of control limits
U Compound was not detected	* Duplicate analysis not within control limits
X,Y,Z Defined in case narrative	+ Correlation coefficient for MSA $<$ 0.995

Analytical test results meet all requirements of NELAC unless otherwise noted under the individual analysis.

Measurement uncertainty values, as applicable, are available upon request.

Tests results relate only to the sample tested. Clients should be aware that a critical step in a chemical or microbiological analysis is the collection of the sample. Unless the sample analyzed is truly representative of the bulk of material involved, the test results will be meaningless. If you have questions regarding the proper techniques of collecting samples, please contact us. We cannot be held responsible for sample integrity, however, unless sampling has been performed by a member of our staff. This report shall not be reproduced except in full, without the written approval of the laboratory.

WARRANTY AND LIMITS OF LIABILITY - In accepting analytical work, we warrant the accuracy of test results for the sample as submitted. THE FOREGOING EXPRESS WARRANTY IS EXCLUSIVE AND IS GIVEN IN LIEU OF ALL OTHER WARRANTIES, EXPRESSED OR IMPLIED. WE DISCLAIM ANY OTHER WARRANTIES, EXPRESSED OR IMPLIED, INCLUDING A WARRANTY OF FITNESS FOR PARTICULAR PURPOSE AND WARRANTY OF MERCHANTABILITY. IN NO EVENT SHALL LANCASTER LABORATORIES BE LIABLE FOR INDIRECT, SPECIAL, CONSEQUENTIAL, OR INCIDENTAL DAMAGES INCLUDING, BUT NOT LIMITED TO, DAMAGES FOR LOSS OF PROFIT OR GOODWILL REGARDLESS OF (A) THE NEGLIGENCE (EITHER SOLE OR CONCURRENT) OF LANCASTER LABORATORIES AND (B) WHETHER LANCASTER LABORATORIES HAS BEEN INFORMED OF THE POSSIBILITY OF SUCH DAMAGES. We accept no legal responsibility for the purposes for which the client uses the test results. No purchase order or other order for work shall be accepted by Lancaster Laboratories which includes any conditions that vary from the Standard Terms and Conditions, and Lancaster hereby objects to any conflicting terms contained in any acceptance or order submitted by client.

ANALYTICAL RESULTS

Prepared by:

Lancaster Laboratories
2425 New Holland Pike
Lancaster, PA 17605-2425

Prepared for:

Chevron
6001 Bollinger Canyon Rd L4310
San Ramon CA 94583

June 02, 2010

Project: 206265

Submittal Date: 05/21/2010
Group Number: 1195531
PO Number: 0015060938
Release Number: BAUHS
State of Sample Origin: CA

<u>Client Sample Description</u>	<u>Lancaster Labs (LLI) #</u>
MW-17-W-100519 Grab Water	5986527
MW-17-W-100519 Filtered Grab Water	5986528
MW-17-D-W-100519 Grab Water	5986529
MW-17-D-W-100519 Filtered Grab Water	5986530
MW-X6-W-100520 Grab Water	5986531
MW-X6-W-100520 Filtered Grab Water	5986532
MW-X9-W-100520 Grab Water	5986533
MW-X9-W-100520 Filtered Grab Water	5986534
MW-X10A-W-100520 Grab Water	5986535
MW-X10A-W-100520 Filtered Grab Water	5986536
MW-X11A-W-100520 Grab Water	5986537
MW-X11A-W-100520 Filtered Grab Water	5986538
QA-R-100520 Grab Water	5986539
QA-T-100520 NA Water	5986540

The specific methodologies used in obtaining the enclosed analytical results are indicated on the Laboratory Sample Analysis Record.


ELECTRONIC Arcadis BBL
COPY TO
1 COPY TO Data Package Group
ELECTRONIC Arcadis
COPY TO

Attn: Jennifer Wagler

Attn: Angeline Tan

Questions? Contact your Client Services Representative
Jill M Parker at (717) 656-2300 Ext. 1241

Respectfully Submitted,



Max E. Snavelly
Senior Specialist

Sample Description: MW-17-W-100519 Grab Water
Facility# 206265 BBLW
1520 Powell St-Emeryville SLT2007076 MW-17

LLI Sample # WW 5986527
LLI Group # 1195531
Account # 11964

Project Name: 206265

Collected: 05/19/2010 16:00 by LK

Chevron

6001 Bollinger Canyon Rd L4310
San Ramon CA 94583

Submitted: 05/21/2010 08:50

Reported: 06/02/2010 09:35

Discard: 07/03/2010

26517 SDG#: ORE04-01

CAT No.	Analysis Name	CAS Number	As Received Result	As Received Method Detection Limit	Dilution Factor
GC/MS	Volatiles	SW-846 8260B	ug/l	ug/l	
10905	Acetone	67-64-1	N.D.	6	1
10905	t-Amyl methyl ether	994-05-8	N.D.	0.5	1
10905	Benzene	71-43-2	N.D.	0.5	1
10905	Bromobenzene	108-86-1	N.D.	1	1
10905	Bromochloromethane	74-97-5	N.D.	1	1
10905	Bromodichloromethane	75-27-4	N.D.	1	1
10905	Bromoform	75-25-2	N.D.	1	1
10905	Bromomethane	74-83-9	N.D.	1	1
10905	2-Butanone	78-93-3	N.D.	3	1
10905	t-Butyl alcohol	75-65-0	N.D.	5	1
10905	n-Butylbenzene	104-51-8	N.D.	1	1
10905	sec-Butylbenzene	135-98-8	N.D.	1	1
10905	tert-Butylbenzene	98-06-6	N.D.	1	1
10905	Carbon Disulfide	75-15-0	N.D.	1	1
10905	Carbon Tetrachloride	56-23-5	N.D.	1	1
10905	Chlorobenzene	108-90-7	N.D.	0.8	1
10905	Chloroethane	75-00-3	N.D.	1	1
10905	2-Chloroethyl Vinyl Ether	110-75-8	N.D.	2	1
	2-Chloroethyl vinyl ether may not be recovered if acid was used to preserve this sample.				
10905	Chloroform	67-66-3	N.D.	0.8	1
10905	Chloromethane	74-87-3	N.D.	1	1
10905	2-Chlorotoluene	95-49-8	N.D.	1	1
10905	4-Chlorotoluene	106-43-4	N.D.	1	1
10905	1,2-Dibromo-3-chloropropane	96-12-8	N.D.	2	1
10905	Dibromochloromethane	124-48-1	N.D.	1	1
10905	1,2-Dibromoethane	106-93-4	N.D.	0.5	1
10905	Dibromomethane	74-95-3	N.D.	1	1
10905	1,2-Dichlorobenzene	95-50-1	N.D.	1	1
10905	1,3-Dichlorobenzene	541-73-1	N.D.	1	1
10905	1,4-Dichlorobenzene	106-46-7	N.D.	1	1
10905	Dichlorodifluoromethane	75-71-8	N.D.	2	1
10905	1,1-Dichloroethane	75-34-3	N.D.	1	1
10905	1,2-Dichloroethane	107-06-2	N.D.	0.5	1
10905	1,1-Dichloroethene	75-35-4	N.D.	0.8	1
10905	cis-1,2-Dichloroethene	156-59-2	1	0.8	1
10905	trans-1,2-Dichloroethene	156-60-5	N.D.	0.8	1
10905	1,2-Dichloropropane	78-87-5	N.D.	1	1
10905	1,3-Dichloropropane	142-28-9	N.D.	1	1
10905	2,2-Dichloropropane	594-20-7	N.D.	1	1
10905	1,1-Dichloropropene	563-58-6	N.D.	1	1
10905	cis-1,3-Dichloropropene	10061-01-5	N.D.	1	1
10905	trans-1,3-Dichloropropene	10061-02-6	N.D.	1	1
10905	Ethanol	64-17-5	N.D.	50	1
10905	Ethyl t-butyl ether	637-92-3	N.D.	0.5	1
10905	Ethylbenzene	100-41-4	N.D.	0.5	1
10905	Freon 113	76-13-1	N.D.	2	1
10905	Hexachlorobutadiene	87-68-3	N.D.	2	1
10905	2-Hexanone	591-78-6	N.D.	3	1

Sample Description: MW-17-W-100519 Grab Water
Facility# 206265 BBLW
1520 Powell St-Emeryville SLT2007076 MW-17

LLI Sample # WW 5986527
LLI Group # 1195531
Account # 11964

Project Name: 206265

Collected: 05/19/2010 16:00 by LK

Chevron

6001 Bollinger Canyon Rd L4310
San Ramon CA 94583

Submitted: 05/21/2010 08:50

Reported: 06/02/2010 09:35

Discard: 07/03/2010

26517 SDG#: ORE04-01

CAT No.	Analysis Name	CAS Number	As Received Result	As Received Method Detection Limit	Dilution Factor
GC/MS Volatiles SW-846 8260B			ug/l	ug/l	
10905	di-Isopropyl ether	108-20-3	N.D.	0.5	1
10905	Isopropylbenzene	98-82-8	N.D.	1	1
10905	p-Isopropyltoluene	99-87-6	N.D.	1	1
10905	Methyl Tertiary Butyl Ether	1634-04-4	N.D.	0.5	1
10905	4-Methyl-2-pentanone	108-10-1	N.D.	3	1
10905	Methylene Chloride	75-09-2	N.D.	2	1
10905	Naphthalene	91-20-3	N.D.	1	1
10905	n-Propylbenzene	103-65-1	N.D.	1	1
10905	Styrene	100-42-5	N.D.	1	1
10905	1,1,1,2-Tetrachloroethane	630-20-6	N.D.	1	1
10905	1,1,2,2-Tetrachloroethane	79-34-5	N.D.	1	1
10905	Tetrachloroethene	127-18-4	5	0.8	1
10905	Toluene	108-88-3	N.D.	0.5	1
10905	1,2,3-Trichlorobenzene	87-61-6	N.D.	1	1
10905	1,2,4-Trichlorobenzene	120-82-1	N.D.	1	1
10905	1,1,1-Trichloroethane	71-55-6	N.D.	0.8	1
10905	1,1,2-Trichloroethane	79-00-5	N.D.	0.8	1
10905	Trichloroethene	79-01-6	7	1	1
10905	Trichlorofluoromethane	75-69-4	N.D.	2	1
10905	1,2,3-Trichloropropane	96-18-4	N.D.	1	1
10905	1,2,4-Trimethylbenzene	95-63-6	N.D.	1	1
10905	1,3,5-Trimethylbenzene	108-67-8	N.D.	1	1
10905	Vinyl Chloride	75-01-4	N.D.	1	1
10905	m+p-Xylene	n.a.	N.D.	0.5	1
10905	o-Xylene	95-47-6	N.D.	0.5	1
GC Volatiles SW-846 8015B			ug/l	ug/l	
01728	TPH-GRO N. CA water C6-C12	n.a.	N.D.	50	1
GC Extractable TPH SW-846 8015B modified			ug/l	ug/l	
02740	C11-C36	n.a.	N.D.	50	1
02740	Total TPH	n.a.	N.D.	50	1
GC Miscellaneous RSKSOP-175 08/11/94 modified			ug/l	ug/l	
07105	Ethane	74-84-0	N.D.	1.0	1
07105	Ethene	74-85-1	N.D.	1.0	1
07105	Methane	74-82-8	N.D.	5.0	1
Wet Chemistry EPA 300.0			ug/l	ug/l	
00368	Nitrate Nitrogen	14797-55-8	1,900	250	5
00228	Sulfate	14808-79-8	40,800	1,500	5
SM20 5310 C			ug/l	ug/l	
00273	Total Organic Carbon	n.a.	1,700	500	1

Sample Description: MW-17-W-100519 Grab Water
Facility# 206265 BBLW
1520 Powell St-Emeryville SLT2007076 MW-17

LLI Sample # WW 5986527
LLI Group # 1195531
Account # 11964

Project Name: 206265

Collected: 05/19/2010 16:00 by LK

Chevron

6001 Bollinger Canyon Rd L4310
San Ramon CA 94583

Submitted: 05/21/2010 08:50

Reported: 06/02/2010 09:35

Discard: 07/03/2010

26517 SDG#: ORE04-01

CAT No.	Analysis Name	CAS Number	As Received Result	As Received Method Detection Limit	Dilution Factor
Wet Chemistry					
	SM20 2320 B		ug/l as CaCO3	ug/l as CaCO3	
00202	Alkalinity to pH 4.5	n.a.	118,000	460	1
00201	Alkalinity to pH 8.3	n.a.	N.D.	460	1
01454	Bicarbonate Alkalinity	n.a.	118,000	460	1
SM20 4500 S2 D					
	Sulfide	18496-25-8	ug/l	ug/l	
00230	Sulfide	18496-25-8	N.D.	54	1

General Sample Comments

State of California Lab Certification No. 2501

All QC is compliant unless otherwise noted. Please refer to the Quality Control Summary for overall QC performance data and associated samples.

Laboratory Sample Analysis Record

CAT No.	Analysis Name	Method	Trial#	Batch#	Analysis Date and Time	Analyst	Dilution Factor
10905	8260 Full List w/ Sep. Xylenes	SW-846	1	W101461AA	05/26/2010 05:11	Stephanie A Selis	1
01163	GC/MS VOA Water Prep	SW-846	1	W101461AA	05/26/2010 05:11	Stephanie A Selis	1
01146	GC VOA Water Prep	SW-846	1	10144D20A	05/25/2010 16:44	Tyler O Griffin	1
01728	TPH-GRO N. CA water C6-C12	SW-846	1	10144D20A	05/25/2010 16:44	Tyler O Griffin	1
07105	Volatile Headspace Hydrocarbon	RSKSOP-175 08/11/94 modified	1	101460033A	05/28/2010 05:21	Elizabeth J Marin	1
07003	Extraction - DRO (Waters)	SW-846	1	101440008A	05/24/2010 17:00	JoElla L Rice	1
02740	Custom TPH with Ranges (Water)	SW-846	1	101440008A	05/26/2010 06:48	Heather E Williams	1
00368	Nitrate Nitrogen	EPA 300.0	1	10141196602A	05/21/2010 16:03	Ashley M Adams	5
00228	Sulfate	EPA 300.0	1	10141196602A	05/21/2010 16:03	Ashley M Adams	5
00273	Total Organic Carbon	SM20	1	10146049501A	05/26/2010 02:23	James S Mathiot	1
00202	Alkalinity to pH 4.5	SM20	1	10146020201A	05/26/2010 12:12	Geraldine C Smith	1
00201	Alkalinity to pH 8.3	SM20	1	10146020201A	05/26/2010 12:12	Geraldine C Smith	1
01454	Bicarbonate Alkalinity	SM20	1	10146020201A	05/26/2010 12:12	Geraldine C Smith	1
00230	Sulfide	SM20	1	10141023002A	05/21/2010 16:49	Geraldine C Smith	1



Analysis Report

2425 New Holland Pike, PO Box 12425, Lancaster, PA 17605-2425 • 717-656-2300 Fax: 717-656-2681 • www.lancasterlabs.com

Sample Description: MW-17-W-100519 Filtered Grab Water
Facility# 206265 BBLW
1520 Powell St-Emeryville SLT2007076 MW-17

LLI Sample # WW 5986528
LLI Group # 1195531
Account # 11964

Project Name: 206265

Collected: 05/19/2010 16:00 by LK

Chevron

6001 Bollinger Canyon Rd L4310
San Ramon CA 94583

Submitted: 05/21/2010 08:50

Reported: 06/02/2010 09:35

Discard: 07/03/2010

F6517 SDG#: ORE04-02

CAT No.	Analysis Name	CAS Number	As Received Result	As Received Method Detection Limit	Dilution Factor
Metals Dissolved			EPA 200.7 rev 4.4	ug/l	
01754	Iron	7439-89-6	N.D.	52.2	1
07058	Manganese	7439-96-5	77.7	0.84	1

General Sample Comments

State of California Lab Certification No. 2501
This sample was field filtered for dissolved metals.

All QC is compliant unless otherwise noted. Please refer to the Quality Control Summary for overall QC performance data and associated samples.

Laboratory Sample Analysis Record

CAT No.	Analysis Name	Method	Trial#	Batch#	Analysis Date and Time	Analyst	Dilution Factor
01754	Iron	EPA 200.7 rev 4.4	1	101465716002	05/27/2010 14:27	Eric L Eby	1
07058	Manganese	EPA 200.7 rev 4.4	1	101465716002	05/27/2010 14:27	Eric L Eby	1
05716	EPA 600 ICP Digest (tot rec)	EPA 200.7 rev 4.4	1	101465716002	05/26/2010 20:00	Mirit S Shenouda	1

Sample Description: MW-17-D-W-100519 Grab Water
Facility# 206265 BBLW
1520 Powell St-Emeryville SLT2007076 MW-17-D

LLI Sample # WW 5986529
LLI Group # 1195531
Account # 11964

Project Name: 206265

Collected: 05/19/2010 16:20 by LK

Chevron

6001 Bollinger Canyon Rd L4310
San Ramon CA 94583

Submitted: 05/21/2010 08:50

Reported: 06/02/2010 09:35

Discard: 07/03/2010

265-D SDG#: ORE04-03FD

CAT No.	Analysis Name	CAS Number	As Received Result	As Received Method Detection Limit	Dilution Factor
GC/MS	Volatiles	SW-846 8260B	ug/l	ug/l	
10905	Acetone	67-64-1	N.D.	6	1
10905	t-Amyl methyl ether	994-05-8	N.D.	0.5	1
10905	Benzene	71-43-2	N.D.	0.5	1
10905	Bromobenzene	108-86-1	N.D.	1	1
10905	Bromochloromethane	74-97-5	N.D.	1	1
10905	Bromodichloromethane	75-27-4	N.D.	1	1
10905	Bromoform	75-25-2	N.D.	1	1
10905	Bromomethane	74-83-9	N.D.	1	1
10905	2-Butanone	78-93-3	N.D.	3	1
10905	t-Butyl alcohol	75-65-0	N.D.	5	1
10905	n-Butylbenzene	104-51-8	N.D.	1	1
10905	sec-Butylbenzene	135-98-8	N.D.	1	1
10905	tert-Butylbenzene	98-06-6	N.D.	1	1
10905	Carbon Disulfide	75-15-0	N.D.	1	1
10905	Carbon Tetrachloride	56-23-5	N.D.	1	1
10905	Chlorobenzene	108-90-7	N.D.	0.8	1
10905	Chloroethane	75-00-3	N.D.	1	1
10905	2-Chloroethyl Vinyl Ether	110-75-8	N.D.	2	1
	2-Chloroethyl vinyl ether may not be recovered if acid was used to preserve this sample.				
10905	Chloroform	67-66-3	N.D.	0.8	1
10905	Chloromethane	74-87-3	N.D.	1	1
10905	2-Chlorotoluene	95-49-8	N.D.	1	1
10905	4-Chlorotoluene	106-43-4	N.D.	1	1
10905	1,2-Dibromo-3-chloropropane	96-12-8	N.D.	2	1
10905	Dibromochloromethane	124-48-1	N.D.	1	1
10905	1,2-Dibromoethane	106-93-4	N.D.	0.5	1
10905	Dibromomethane	74-95-3	N.D.	1	1
10905	1,2-Dichlorobenzene	95-50-1	N.D.	1	1
10905	1,3-Dichlorobenzene	541-73-1	N.D.	1	1
10905	1,4-Dichlorobenzene	106-46-7	N.D.	1	1
10905	Dichlorodifluoromethane	75-71-8	N.D.	2	1
10905	1,1-Dichloroethane	75-34-3	N.D.	1	1
10905	1,2-Dichloroethane	107-06-2	N.D.	0.5	1
10905	1,1-Dichloroethene	75-35-4	N.D.	0.8	1
10905	cis-1,2-Dichloroethene	156-59-2	1	0.8	1
10905	trans-1,2-Dichloroethene	156-60-5	N.D.	0.8	1
10905	1,2-Dichloropropane	78-87-5	N.D.	1	1
10905	1,3-Dichloropropane	142-28-9	N.D.	1	1
10905	2,2-Dichloropropane	594-20-7	N.D.	1	1
10905	1,1-Dichloropropene	563-58-6	N.D.	1	1
10905	cis-1,3-Dichloropropene	10061-01-5	N.D.	1	1
10905	trans-1,3-Dichloropropene	10061-02-6	N.D.	1	1
10905	Ethanol	64-17-5	N.D.	50	1
10905	Ethyl t-butyl ether	637-92-3	N.D.	0.5	1
10905	Ethylbenzene	100-41-4	N.D.	0.5	1
10905	Freon 113	76-13-1	N.D.	2	1
10905	Hexachlorobutadiene	87-68-3	N.D.	2	1
10905	2-Hexanone	591-78-6	N.D.	3	1

Sample Description: MW-17-D-W-100519 Grab Water
Facility# 206265 BBLW
 1520 Powell St-Emeryville SLT2007076 MW-17-D

LLI Sample # WW 5986529
LLI Group # 1195531
Account # 11964

Project Name: 206265

Collected: 05/19/2010 16:20 by LK

Chevron

6001 Bollinger Canyon Rd L4310
San Ramon CA 94583

Submitted: 05/21/2010 08:50

Reported: 06/02/2010 09:35

Discard: 07/03/2010

265-D SDG#: ORE04-03FD

CAT No.	Analysis Name	CAS Number	As Received Result	As Received Method Detection Limit	Dilution Factor
GC/MS Volatiles SW-846 8260B			ug/l	ug/l	
10905	di-Isopropyl ether	108-20-3	N.D.	0.5	1
10905	Isopropylbenzene	98-82-8	N.D.	1	1
10905	p-Isopropyltoluene	99-87-6	N.D.	1	1
10905	Methyl Tertiary Butyl Ether	1634-04-4	N.D.	0.5	1
10905	4-Methyl-2-pentanone	108-10-1	N.D.	3	1
10905	Methylene Chloride	75-09-2	N.D.	2	1
10905	Naphthalene	91-20-3	N.D.	1	1
10905	n-Propylbenzene	103-65-1	N.D.	1	1
10905	Styrene	100-42-5	N.D.	1	1
10905	1,1,1,2-Tetrachloroethane	630-20-6	N.D.	1	1
10905	1,1,2,2-Tetrachloroethane	79-34-5	N.D.	1	1
10905	Tetrachloroethene	127-18-4	5	0.8	1
10905	Toluene	108-88-3	N.D.	0.5	1
10905	1,2,3-Trichlorobenzene	87-61-6	N.D.	1	1
10905	1,2,4-Trichlorobenzene	120-82-1	N.D.	1	1
10905	1,1,1-Trichloroethane	71-55-6	N.D.	0.8	1
10905	1,1,2-Trichloroethane	79-00-5	N.D.	0.8	1
10905	Trichloroethene	79-01-6	6	1	1
10905	Trichlorofluoromethane	75-69-4	N.D.	2	1
10905	1,2,3-Trichloropropane	96-18-4	N.D.	1	1
10905	1,2,4-Trimethylbenzene	95-63-6	N.D.	1	1
10905	1,3,5-Trimethylbenzene	108-67-8	N.D.	1	1
10905	Vinyl Chloride	75-01-4	N.D.	1	1
10905	m+p-Xylene	n.a.	N.D.	0.5	1
10905	o-Xylene	95-47-6	N.D.	0.5	1
GC Volatiles SW-846 8015B			ug/l	ug/l	
01728	TPH-GRO N. CA water C6-C12	n.a.	N.D.	50	1
GC Extractable TPH SW-846 8015B modified			ug/l	ug/l	
02740	C11-C36	n.a.	N.D.	49	1
02740	Total TPH	n.a.	N.D.	49	1
GC Miscellaneous RSKSOP-175 08/11/94 modified			ug/l	ug/l	
07105	Ethane	74-84-0	N.D.	1.0	1
07105	Ethene	74-85-1	N.D.	1.0	1
07105	Methane	74-82-8	N.D.	5.0	1
Wet Chemistry EPA 300.0			ug/l	ug/l	
00368	Nitrate Nitrogen	14797-55-8	1,900	250	5
00228	Sulfate	14808-79-8	41,600	1,500	5
SM20 5310 C			ug/l	ug/l	
00273	Total Organic Carbon	n.a.	1,800	500	1



Analysis Report

2425 New Holland Pike, PO Box 12425, Lancaster, PA 17605-2425 • 717-656-2300 Fax: 717-656-2681 • www.lancasterlabs.com

Sample Description: MW-17-D-W-100519 Grab Water
 Facility# 206265 BBLW
 1520 Powell St-Emeryville SLT2007076 MW-17-D

LLI Sample # WW 5986529
 LLI Group # 1195531
 Account # 11964

Project Name: 206265

Collected: 05/19/2010 16:20 by LK Chevron
 6001 Bollinger Canyon Rd L4310
 San Ramon CA 94583
 Submitted: 05/21/2010 08:50
 Reported: 06/02/2010 09:35
 Discard: 07/03/2010

265-D SDG#: ORE04-03FD

CAT No.	Analysis Name	CAS Number	As Received Result	As Received Method Detection Limit	Dilution Factor
Wet Chemistry SM20 2320 B					
00202	Alkalinity to pH 4.5	n.a.	115,000	ug/l as CaCO3 460	1
00201	Alkalinity to pH 8.3	n.a.	N.D.	460	1
01454	Bicarbonate Alkalinity	n.a.	115,000	460	1
SM20 4500 S2 D					
00230	Sulfide	18496-25-8	N.D.	ug/l 54	1

General Sample Comments

State of California Lab Certification No. 2501

All QC is compliant unless otherwise noted. Please refer to the Quality Control Summary for overall QC performance data and associated samples.

Laboratory Sample Analysis Record

CAT No.	Analysis Name	Method	Trial#	Batch#	Analysis Date and Time	Analyst	Dilution Factor
10905	8260 Full List w/ Sep. Xylenes	SW-846	1	W101461AA	05/26/2010 05:35	Stephanie A Selis	1
01163	GC/MS VOA Water Prep	SW-846	1	W101461AA	05/26/2010 05:35	Stephanie A Selis	1
01146	GC VOA Water Prep	SW-846	1	10144D20A	05/25/2010 17:06	Tyler O Griffin	1
01728	TPH-GRO N. CA water C6-C12	SW-846	1	10144D20A	05/25/2010 17:06	Tyler O Griffin	1
07105	Volatile Headspace Hydrocarbon	RSKSOP-175 08/11/94 modified	1	101460033A	05/28/2010 05:37	Elizabeth J Marin	1
07003	Extraction - DRO (Waters)	SW-846	1	101440008A	05/24/2010 17:00	JoElla L Rice	1
02740	Custom TPH with Ranges (Water)	SW-846	1	101440008A	05/26/2010 07:13	Heather E Williams	1
00368	Nitrate Nitrogen	EPA 300.0	1	10141196602A	05/21/2010 16:19	Ashley M Adams	5
00228	Sulfate	EPA 300.0	1	10141196602A	05/21/2010 16:19	Ashley M Adams	5
00273	Total Organic Carbon	SM20	1	10146049501A	05/26/2010 02:30	James S Mathiot	1
00202	Alkalinity to pH 4.5	SM20	1	10146020201A	05/26/2010 12:12	Geraldine C Smith	1
00201	Alkalinity to pH 8.3	SM20	1	10146020201A	05/26/2010 12:12	Geraldine C Smith	1
01454	Bicarbonate Alkalinity	SM20	1	10146020201A	05/26/2010 12:12	Geraldine C Smith	1
00230	Sulfide	SM20	1	10141023002A	05/21/2010 16:49	Geraldine C Smith	1



Analysis Report

2425 New Holland Pike, PO Box 12425, Lancaster, PA 17605-2425 • 717-656-2300 Fax: 717-656-2681 • www.lancasterlabs.com

Sample Description: MW-17-D-W-100519 Filtered Grab Water
Facility# 206265 BBLW
1520 Powell St-Emeryville SLT2007076 MW-17-D

LLI Sample # WW 5986530
LLI Group # 1195531
Account # 11964

Project Name: 206265

Collected: 05/19/2010 16:20 by LK

Chevron

6001 Bollinger Canyon Rd L4310
San Ramon CA 94583

Submitted: 05/21/2010 08:50

Reported: 06/02/2010 09:35

Discard: 07/03/2010

F65-D SDG#: ORE04-04FD

CAT No.	Analysis Name	CAS Number	As Received Result	As Received Method Detection Limit	Dilution Factor
Metals Dissolved					
	EPA 200.7 rev 4.4		ug/l	ug/l	
01754	Iron	7439-89-6	N.D.	52.2	1
07058	Manganese	7439-96-5	76.9	0.84	1

General Sample Comments

State of California Lab Certification No. 2501
This sample was field filtered for dissolved metals.

All QC is compliant unless otherwise noted. Please refer to the Quality Control Summary for overall QC performance data and associated samples.

Laboratory Sample Analysis Record

CAT No.	Analysis Name	Method	Trial#	Batch#	Analysis Date and Time	Analyst	Dilution Factor
01754	Iron	EPA 200.7 rev 4.4	1	101465716002	05/27/2010 14:30	Eric L Eby	1
07058	Manganese	EPA 200.7 rev 4.4	1	101465716002	05/27/2010 14:30	Eric L Eby	1
05716	EPA 600 ICP Digest (tot rec)	EPA 200.7 rev 4.4	1	101465716002	05/26/2010 20:00	Mirit S Shenouda	1

Sample Description: MW-X6-W-100520 Grab Water
Facility# 206265 BBLW
1520 Powell St-Emeryville SLT2007076 MW-X6

LLI Sample # WW 5986531
LLI Group # 1195531
Account # 11964

Project Name: 206265

Collected: 05/20/2010 08:40 by LK

Chevron

6001 Bollinger Canyon Rd L4310
San Ramon CA 94583

Submitted: 05/21/2010 08:50

Reported: 06/02/2010 09:35

Discard: 07/03/2010

265X6 SDG#: ORE04-05

CAT No.	Analysis Name	CAS Number	As Received Result	As Received Method Detection Limit	Dilution Factor
GC/MS	Volatiles	SW-846 8260B	ug/l	ug/l	
10905	Acetone	67-64-1	N.D.	6	1
10905	t-Amyl methyl ether	994-05-8	N.D.	0.5	1
10905	Benzene	71-43-2	N.D.	0.5	1
10905	Bromobenzene	108-86-1	N.D.	1	1
10905	Bromochloromethane	74-97-5	N.D.	1	1
10905	Bromodichloromethane	75-27-4	N.D.	1	1
10905	Bromoform	75-25-2	N.D.	1	1
10905	Bromomethane	74-83-9	N.D.	1	1
10905	2-Butanone	78-93-3	N.D.	3	1
10905	t-Butyl alcohol	75-65-0	N.D.	5	1
10905	n-Butylbenzene	104-51-8	N.D.	1	1
10905	sec-Butylbenzene	135-98-8	N.D.	1	1
10905	tert-Butylbenzene	98-06-6	N.D.	1	1
10905	Carbon Disulfide	75-15-0	N.D.	1	1
10905	Carbon Tetrachloride	56-23-5	N.D.	1	1
10905	Chlorobenzene	108-90-7	N.D.	0.8	1
10905	Chloroethane	75-00-3	N.D.	1	1
10905	2-Chloroethyl Vinyl Ether	110-75-8	N.D.	2	1
2-Chloroethyl vinyl ether may not be recovered if acid was used to preserve this sample.					
10905	Chloroform	67-66-3	N.D.	0.8	1
10905	Chloromethane	74-87-3	N.D.	1	1
10905	2-Chlorotoluene	95-49-8	N.D.	1	1
10905	4-Chlorotoluene	106-43-4	N.D.	1	1
10905	1,2-Dibromo-3-chloropropane	96-12-8	N.D.	2	1
10905	Dibromochloromethane	124-48-1	N.D.	1	1
10905	1,2-Dibromoethane	106-93-4	N.D.	0.5	1
10905	Dibromomethane	74-95-3	N.D.	1	1
10905	1,2-Dichlorobenzene	95-50-1	N.D.	1	1
10905	1,3-Dichlorobenzene	541-73-1	1	1	1
10905	1,4-Dichlorobenzene	106-46-7	1	1	1
10905	Dichlorodifluoromethane	75-71-8	N.D.	2	1
10905	1,1-Dichloroethane	75-34-3	N.D.	1	1
10905	1,2-Dichloroethane	107-06-2	N.D.	0.5	1
10905	1,1-Dichloroethene	75-35-4	N.D.	0.8	1
10905	cis-1,2-Dichloroethene	156-59-2	2	0.8	1
10905	trans-1,2-Dichloroethene	156-60-5	N.D.	0.8	1
10905	1,2-Dichloropropane	78-87-5	N.D.	1	1
10905	1,3-Dichloropropane	142-28-9	N.D.	1	1
10905	2,2-Dichloropropane	594-20-7	N.D.	1	1
10905	1,1-Dichloropropene	563-58-6	N.D.	1	1
10905	cis-1,3-Dichloropropene	10061-01-5	N.D.	1	1
10905	trans-1,3-Dichloropropene	10061-02-6	N.D.	1	1
10905	Ethanol	64-17-5	N.D.	50	1
10905	Ethyl t-butyl ether	637-92-3	N.D.	0.5	1
10905	Ethylbenzene	100-41-4	N.D.	0.5	1
10905	Freon 113	76-13-1	N.D.	2	1
10905	Hexachlorobutadiene	87-68-3	N.D.	2	1
10905	2-Hexanone	591-78-6	N.D.	3	1

Sample Description: MW-X6-W-100520 Grab Water
Facility# 206265 BBLW
1520 Powell St-Emeryville SLT2007076 MW-X6

LLI Sample # WW 5986531
LLI Group # 1195531
Account # 11964

Project Name: 206265

Collected: 05/20/2010 08:40 by LK

Chevron

6001 Bollinger Canyon Rd L4310
San Ramon CA 94583

Submitted: 05/21/2010 08:50

Reported: 06/02/2010 09:35

Discard: 07/03/2010

265X6 SDG#: ORE04-05

CAT No.	Analysis Name	CAS Number	As Received Result	As Received Method Detection Limit	Dilution Factor
GC/MS Volatiles SW-846 8260B			ug/l	ug/l	
10905	di-Isopropyl ether	108-20-3	N.D.	0.5	1
10905	Isopropylbenzene	98-82-8	N.D.	1	1
10905	p-Isopropyltoluene	99-87-6	N.D.	1	1
10905	Methyl Tertiary Butyl Ether	1634-04-4	N.D.	0.5	1
10905	4-Methyl-2-pentanone	108-10-1	N.D.	3	1
10905	Methylene Chloride	75-09-2	N.D.	2	1
10905	Naphthalene	91-20-3	N.D.	1	1
10905	n-Propylbenzene	103-65-1	N.D.	1	1
10905	Styrene	100-42-5	N.D.	1	1
10905	1,1,1,2-Tetrachloroethane	630-20-6	N.D.	1	1
10905	1,1,2,2-Tetrachloroethane	79-34-5	N.D.	1	1
10905	Tetrachloroethene	127-18-4	N.D.	0.8	1
10905	Toluene	108-88-3	N.D.	0.5	1
10905	1,2,3-Trichlorobenzene	87-61-6	N.D.	1	1
10905	1,2,4-Trichlorobenzene	120-82-1	N.D.	1	1
10905	1,1,1-Trichloroethane	71-55-6	N.D.	0.8	1
10905	1,1,2-Trichloroethane	79-00-5	N.D.	0.8	1
10905	Trichloroethene	79-01-6	N.D.	1	1
10905	Trichlorofluoromethane	75-69-4	N.D.	2	1
10905	1,2,3-Trichloropropane	96-18-4	N.D.	1	1
10905	1,2,4-Trimethylbenzene	95-63-6	N.D.	1	1
10905	1,3,5-Trimethylbenzene	108-67-8	N.D.	1	1
10905	Vinyl Chloride	75-01-4	N.D.	1	1
10905	m+p-Xylene	n.a.	N.D.	0.5	1
10905	o-Xylene	95-47-6	N.D.	0.5	1
GC Volatiles SW-846 8015B			ug/l	ug/l	
01728	TPH-GRO N. CA water C6-C12	n.a.	N.D.	50	1
GC Extractable TPH SW-846 8015B modified			ug/l	ug/l	
02740	C11-C36	n.a.	85	51	1
02740	Total TPH	n.a.	85	51	1
GC Miscellaneous RSKSOP-175 08/11/94 modified			ug/l	ug/l	
07105	Ethane	74-84-0	N.D.	1.0	1
07105	Ethene	74-85-1	N.D.	1.0	1
07105	Methane	74-82-8	270	5.0	1
Wet Chemistry EPA 300.0			ug/l	ug/l	
00368	Nitrate Nitrogen	14797-55-8	N.D.	250	5
00228	Sulfate	14808-79-8	22,300	1,500	5
SM20 5310 C			ug/l	ug/l	
00273	Total Organic Carbon	n.a.	5,200	500	1

Sample Description: MW-X6-W-100520 Grab Water
Facility# 206265 BBLW
1520 Powell St-Emeryville SLT2007076 MW-X6

LLI Sample # WW 5986531
LLI Group # 1195531
Account # 11964

Project Name: 206265

Collected: 05/20/2010 08:40 by LK

Chevron

6001 Bollinger Canyon Rd L4310
San Ramon CA 94583

Submitted: 05/21/2010 08:50

Reported: 06/02/2010 09:35

Discard: 07/03/2010

265X6 SDG#: ORE04-05

CAT No.	Analysis Name	CAS Number	As Received Result	As Received Method Detection Limit	Dilution Factor
Wet Chemistry					
	SM20 2320 B		ug/l as CaCO3	ug/l as CaCO3	
00202	Alkalinity to pH 4.5	n.a.	225,000	460	1
00201	Alkalinity to pH 8.3	n.a.	N.D.	460	1
01454	Bicarbonate Alkalinity	n.a.	225,000	460	1
	SM20 4500 S2 D		ug/l	ug/l	
00230	Sulfide	18496-25-8	N.D.	54	1

General Sample Comments

State of California Lab Certification No. 2501

All QC is compliant unless otherwise noted. Please refer to the Quality Control Summary for overall QC performance data and associated samples.

Laboratory Sample Analysis Record

CAT No.	Analysis Name	Method	Trial#	Batch#	Analysis Date and Time	Analyst	Dilution Factor
10905	8260 Full List w/ Sep. Xylenes	SW-846 8260B	1	W101461AA	05/26/2010 05:58	Stephanie A Selis	1
01163	GC/MS VOA Water Prep	SW-846 5030B	1	W101461AA	05/26/2010 05:58	Stephanie A Selis	1
01146	GC VOA Water Prep	SW-846 5030B	1	10145B20A	05/26/2010 01:46	Martha L Seidel	1
01728	TPH-GRO N. CA water C6-C12	SW-846 8015B	1	10145B20A	05/26/2010 01:46	Martha L Seidel	1
07105	Volatile Headspace Hydrocarbon	RSKSOP-175 08/11/94 modified	1	101460034A	05/27/2010 18:31	Elizabeth J Marin	1
07003	Extraction - DRO (Waters)	SW-846 3510C	1	101440008A	05/24/2010 17:00	JoElla L Rice	1
02740	Custom TPH with Ranges (Water)	SW-846 8015B modified	1	101440008A	05/26/2010 07:38	Heather E Williams	1
00368	Nitrate Nitrogen	EPA 300.0	1	10141196602A	05/22/2010 03:33	Ashley M Adams	5
00228	Sulfate	EPA 300.0	1	10141196602A	05/22/2010 03:33	Ashley M Adams	5
00273	Total Organic Carbon	SM20 5310 C	1	10146049501A	05/26/2010 02:38	James S Mathiot	1
00202	Alkalinity to pH 4.5	SM20 2320 B	1	10146020201A	05/26/2010 12:12	Geraldine C Smith	1
00201	Alkalinity to pH 8.3	SM20 2320 B	1	10146020201A	05/26/2010 12:12	Geraldine C Smith	1
01454	Bicarbonate Alkalinity	SM20 2320 B	1	10146020201A	05/26/2010 12:12	Geraldine C Smith	1
00230	Sulfide	SM20 4500 S2 D	1	10141023002A	05/21/2010 16:49	Geraldine C Smith	1



Analysis Report

2425 New Holland Pike, PO Box 12425, Lancaster, PA 17605-2425 • 717-656-2300 Fax: 717-656-2681 • www.lancasterlabs.com

Sample Description: MW-X6-W-100520 Filtered Grab Water
Facility# 206265 BBLW
1520 Powell St-Emeryville SLT2007076 MW-X6

LLI Sample # WW 5986532
LLI Group # 1195531
Account # 11964

Project Name: 206265

Collected: 05/20/2010 08:40 by LK

Chevron

6001 Bollinger Canyon Rd L4310
San Ramon CA 94583

Submitted: 05/21/2010 08:50

Reported: 06/02/2010 09:35

Discard: 07/03/2010

F65X6 SDG#: ORE04-06

CAT No.	Analysis Name	CAS Number	As Received Result	As Received Method Detection Limit	Dilution Factor
Metals Dissolved			EPA 200.7 rev 4.4	ug/l	
01754	Iron	7439-89-6	N.D.	52.2	1
07058	Manganese	7439-96-5	1,360	0.84	1

General Sample Comments

State of California Lab Certification No. 2501
This sample was field filtered for dissolved metals.

All QC is compliant unless otherwise noted. Please refer to the Quality Control Summary for overall QC performance data and associated samples.

Laboratory Sample Analysis Record

CAT No.	Analysis Name	Method	Trial#	Batch#	Analysis Date and Time	Analyst	Dilution Factor
01754	Iron	EPA 200.7 rev 4.4	1	101465716002	05/27/2010 14:32	Eric L Eby	1
07058	Manganese	EPA 200.7 rev 4.4	1	101465716002	05/27/2010 14:32	Eric L Eby	1
05716	EPA 600 ICP Digest (tot rec)	EPA 200.7 rev 4.4	1	101465716002	05/26/2010 20:00	Mirit S Shenouda	1

Sample Description: MW-X9-W-100520 Grab Water
Facility# 206265 BBLW
1520 Powell St-Emeryville SLT2007076 MW-X9

LLI Sample # WW 5986533
LLI Group # 1195531
Account # 11964

Project Name: 206265

Collected: 05/20/2010 09:40 by LK

Chevron

6001 Bollinger Canyon Rd L4310
San Ramon CA 94583

Submitted: 05/21/2010 08:50

Reported: 06/02/2010 09:35

Discard: 07/03/2010

265X9 SDG#: ORE04-07

CAT No.	Analysis Name	CAS Number	As Received Result	As Received Method Detection Limit	Dilution Factor
GC/MS	Volatiles	SW-846 8260B	ug/l	ug/l	
10905	Acetone	67-64-1	N.D.	6	1
10905	t-Amyl methyl ether	994-05-8	N.D.	0.5	1
10905	Benzene	71-43-2	N.D.	0.5	1
10905	Bromobenzene	108-86-1	N.D.	1	1
10905	Bromochloromethane	74-97-5	N.D.	1	1
10905	Bromodichloromethane	75-27-4	N.D.	1	1
10905	Bromoform	75-25-2	N.D.	1	1
10905	Bromomethane	74-83-9	N.D.	1	1
10905	2-Butanone	78-93-3	N.D.	3	1
10905	t-Butyl alcohol	75-65-0	N.D.	5	1
10905	n-Butylbenzene	104-51-8	N.D.	1	1
10905	sec-Butylbenzene	135-98-8	N.D.	1	1
10905	tert-Butylbenzene	98-06-6	N.D.	1	1
10905	Carbon Disulfide	75-15-0	N.D.	1	1
10905	Carbon Tetrachloride	56-23-5	N.D.	1	1
10905	Chlorobenzene	108-90-7	4	0.8	1
10905	Chloroethane	75-00-3	N.D.	1	1
10905	2-Chloroethyl Vinyl Ether	110-75-8	N.D.	2	1
	2-Chloroethyl vinyl ether may not be recovered if acid was used to preserve this sample.				
10905	Chloroform	67-66-3	N.D.	0.8	1
10905	Chloromethane	74-87-3	N.D.	1	1
10905	2-Chlorotoluene	95-49-8	N.D.	1	1
10905	4-Chlorotoluene	106-43-4	N.D.	1	1
10905	1,2-Dibromo-3-chloropropane	96-12-8	N.D.	2	1
10905	Dibromochloromethane	124-48-1	N.D.	1	1
10905	1,2-Dibromoethane	106-93-4	N.D.	0.5	1
10905	Dibromomethane	74-95-3	N.D.	1	1
10905	1,2-Dichlorobenzene	95-50-1	N.D.	1	1
10905	1,3-Dichlorobenzene	541-73-1	N.D.	1	1
10905	1,4-Dichlorobenzene	106-46-7	N.D.	1	1
10905	Dichlorodifluoromethane	75-71-8	N.D.	2	1
10905	1,1-Dichloroethane	75-34-3	N.D.	1	1
10905	1,2-Dichloroethane	107-06-2	N.D.	0.5	1
10905	1,1-Dichloroethene	75-35-4	N.D.	0.8	1
10905	cis-1,2-Dichloroethene	156-59-2	8	0.8	1
10905	trans-1,2-Dichloroethene	156-60-5	1	0.8	1
10905	1,2-Dichloropropane	78-87-5	N.D.	1	1
10905	1,3-Dichloropropane	142-28-9	N.D.	1	1
10905	2,2-Dichloropropane	594-20-7	N.D.	1	1
10905	1,1-Dichloropropene	563-58-6	N.D.	1	1
10905	cis-1,3-Dichloropropene	10061-01-5	N.D.	1	1
10905	trans-1,3-Dichloropropene	10061-02-6	N.D.	1	1
10905	Ethanol	64-17-5	N.D.	50	1
10905	Ethyl t-butyl ether	637-92-3	N.D.	0.5	1
10905	Ethylbenzene	100-41-4	N.D.	0.5	1
10905	Freon 113	76-13-1	N.D.	2	1
10905	Hexachlorobutadiene	87-68-3	N.D.	2	1
10905	2-Hexanone	591-78-6	N.D.	3	1

Sample Description: MW-X9-W-100520 Grab Water
Facility# 206265 BBLW
1520 Powell St-Emeryville SLT2007076 MW-X9

LLI Sample # WW 5986533
LLI Group # 1195531
Account # 11964

Project Name: 206265

Collected: 05/20/2010 09:40 by LK

Chevron

6001 Bollinger Canyon Rd L4310
San Ramon CA 94583

Submitted: 05/21/2010 08:50

Reported: 06/02/2010 09:35

Discard: 07/03/2010

265X9 SDG#: ORE04-07

CAT No.	Analysis Name	CAS Number	As Received Result	As Received Method Detection Limit	Dilution Factor
GC/MS Volatiles SW-846 8260B			ug/l	ug/l	
10905	di-Isopropyl ether	108-20-3	N.D.	0.5	1
10905	Isopropylbenzene	98-82-8	N.D.	1	1
10905	p-Isopropyltoluene	99-87-6	N.D.	1	1
10905	Methyl Tertiary Butyl Ether	1634-04-4	N.D.	0.5	1
10905	4-Methyl-2-pentanone	108-10-1	N.D.	3	1
10905	Methylene Chloride	75-09-2	N.D.	2	1
10905	Naphthalene	91-20-3	N.D.	1	1
10905	n-Propylbenzene	103-65-1	N.D.	1	1
10905	Styrene	100-42-5	N.D.	1	1
10905	1,1,1,2-Tetrachloroethane	630-20-6	N.D.	1	1
10905	1,1,2,2-Tetrachloroethane	79-34-5	N.D.	1	1
10905	Tetrachloroethene	127-18-4	7	0.8	1
10905	Toluene	108-88-3	N.D.	0.5	1
10905	1,2,3-Trichlorobenzene	87-61-6	N.D.	1	1
10905	1,2,4-Trichlorobenzene	120-82-1	N.D.	1	1
10905	1,1,1-Trichloroethane	71-55-6	N.D.	0.8	1
10905	1,1,2-Trichloroethane	79-00-5	N.D.	0.8	1
10905	Trichloroethene	79-01-6	20	1	1
10905	Trichlorofluoromethane	75-69-4	N.D.	2	1
10905	1,2,3-Trichloropropane	96-18-4	N.D.	1	1
10905	1,2,4-Trimethylbenzene	95-63-6	N.D.	1	1
10905	1,3,5-Trimethylbenzene	108-67-8	N.D.	1	1
10905	Vinyl Chloride	75-01-4	N.D.	1	1
10905	m+p-Xylene	n.a.	N.D.	0.5	1
10905	o-Xylene	95-47-6	N.D.	0.5	1
GC Volatiles SW-846 8015B			ug/l	ug/l	
01728	TPH-GRO N. CA water C6-C12	n.a.	N.D.	50	1
GC Extractable TPH SW-846 8015B modified			ug/l	ug/l	
02740	C11-C36	n.a.	N.D.	50	1
02740	Total TPH	n.a.	N.D.	50	1
GC Miscellaneous RSKSOP-175 08/11/94 modified			ug/l	ug/l	
07105	Ethane	74-84-0	N.D.	1.0	1
07105	Ethene	74-85-1	N.D.	1.0	1
07105	Methane	74-82-8	54	5.0	1
Wet Chemistry EPA 300.0			ug/l	ug/l	
00368	Nitrate Nitrogen	14797-55-8	N.D.	250	5
00228	Sulfate	14808-79-8	26,500	1,500	5
SM20 5310 C			ug/l	ug/l	
00273	Total Organic Carbon	n.a.	4,700	500	1

Sample Description: MW-X9-W-100520 Grab Water
Facility# 206265 BBLW
1520 Powell St-Emeryville SLT2007076 MW-X9

LLI Sample # WW 5986533
LLI Group # 1195531
Account # 11964

Project Name: 206265

Collected: 05/20/2010 09:40 by LK

Chevron

6001 Bollinger Canyon Rd L4310
San Ramon CA 94583

Submitted: 05/21/2010 08:50

Reported: 06/02/2010 09:35

Discard: 07/03/2010

265X9 SDG#: ORE04-07

CAT No.	Analysis Name	CAS Number	As Received Result	As Received Method Detection Limit	Dilution Factor
Wet Chemistry					
	SM20 2320 B		ug/l as CaCO3	ug/l as CaCO3	
00202	Alkalinity to pH 4.5	n.a.	246,000	460	1
00201	Alkalinity to pH 8.3	n.a.	N.D.	460	1
01454	Bicarbonate Alkalinity	n.a.	246,000	460	1
SM20 4500 S2 D					
			ug/l	ug/l	
00230	Sulfide	18496-25-8	N.D.	54	1

General Sample Comments

State of California Lab Certification No. 2501

All QC is compliant unless otherwise noted. Please refer to the Quality Control Summary for overall QC performance data and associated samples.

Laboratory Sample Analysis Record

CAT No.	Analysis Name	Method	Trial#	Batch#	Analysis Date and Time	Analyst	Dilution Factor
10905	8260 Full List w/ Sep. Xylenes	SW-846	1	W101461AA	05/26/2010 06:22	Stephanie A Selis	1
01163	GC/MS VOA Water Prep	SW-846	1	W101461AA	05/26/2010 06:22	Stephanie A Selis	1
01146	GC VOA Water Prep	SW-846	1	10145B20A	05/26/2010 02:08	Martha L Seidel	1
01728	TPH-GRO N. CA water C6-C12	SW-846	1	10145B20A	05/26/2010 02:08	Martha L Seidel	1
07105	Volatile Headspace Hydrocarbon	RSKSOP-175 08/11/94 modified	1	101460034A	05/27/2010 18:48	Elizabeth J Marin	1
07003	Extraction - DRO (Waters)	SW-846	1	101440008A	05/24/2010 17:00	JoElla L Rice	1
02740	Custom TPH with Ranges (Water)	SW-846	1	101440008A	05/26/2010 08:02	Heather E Williams	1
00368	Nitrate Nitrogen	EPA 300.0	1	10141196602A	05/22/2010 03:50	Ashley M Adams	5
00228	Sulfate	EPA 300.0	1	10141196602A	05/22/2010 03:50	Ashley M Adams	5
00273	Total Organic Carbon	SM20	1	10146049501A	05/26/2010 02:45	James S Mathiot	1
00202	Alkalinity to pH 4.5	SM20	1	10146020201A	05/26/2010 12:12	Geraldine C Smith	1
00201	Alkalinity to pH 8.3	SM20	1	10146020201A	05/26/2010 12:12	Geraldine C Smith	1
01454	Bicarbonate Alkalinity	SM20	1	10146020201A	05/26/2010 12:12	Geraldine C Smith	1
00230	Sulfide	SM20	1	10141023002A	05/21/2010 16:49	Geraldine C Smith	1



Analysis Report

2425 New Holland Pike, PO Box 12425, Lancaster, PA 17605-2425 • 717-656-2300 Fax: 717-656-2681 • www.lancasterlabs.com

Sample Description: MW-X9-W-100520 Filtered Grab Water
Facility# 206265 BBLW
1520 Powell St-Emeryville SLT2007076 MW-X9

LLI Sample # WW 5986534
LLI Group # 1195531
Account # 11964

Project Name: 206265

Collected: 05/20/2010 09:40 by LK

Chevron

6001 Bollinger Canyon Rd L4310
San Ramon CA 94583

Submitted: 05/21/2010 08:50

Reported: 06/02/2010 09:35

Discard: 07/03/2010

F65X9 SDG#: ORE04-08

CAT No.	Analysis Name	CAS Number	As Received Result	As Received Method Detection Limit	Dilution Factor
Metals Dissolved			EPA 200.7 rev 4.4	ug/l	
01754	Iron	7439-89-6	N.D.	52.2	1
07058	Manganese	7439-96-5	522	0.84	1

General Sample Comments

State of California Lab Certification No. 2501
This sample was field filtered for dissolved metals.

All QC is compliant unless otherwise noted. Please refer to the Quality Control Summary for overall QC performance data and associated samples.

Laboratory Sample Analysis Record

CAT No.	Analysis Name	Method	Trial#	Batch#	Analysis Date and Time	Analyst	Dilution Factor
01754	Iron	EPA 200.7 rev 4.4	1	101465716002	05/27/2010 14:35	Eric L Eby	1
07058	Manganese	EPA 200.7 rev 4.4	1	101465716002	05/27/2010 14:35	Eric L Eby	1
05716	EPA 600 ICP Digest (tot rec)	EPA 200.7 rev 4.4	1	101465716002	05/26/2010 20:00	Mirit S Shenouda	1

Sample Description: MW-X10A-W-100520 Grab Water
Facility# 206265 BBLW
1520 Powell St-Emeryville SLT2007076 MW-X10A

LLI Sample # WW 5986535
LLI Group # 1195531
Account # 11964

Project Name: 206265

Collected: 05/20/2010 11:30 by LK

Chevron

6001 Bollinger Canyon Rd L4310
San Ramon CA 94583

Submitted: 05/21/2010 08:50

Reported: 06/02/2010 09:35

Discard: 07/03/2010

--X10 SDG#: ORE04-09

CAT No.	Analysis Name	CAS Number	As Received Result	As Received Method Detection Limit	Dilution Factor
GC/MS	Volatiles	SW-846 8260B	ug/l	ug/l	
10905	Acetone	67-64-1	N.D.	6	1
10905	t-Amyl methyl ether	994-05-8	N.D.	0.5	1
10905	Benzene	71-43-2	N.D.	0.5	1
10905	Bromobenzene	108-86-1	N.D.	1	1
10905	Bromochloromethane	74-97-5	N.D.	1	1
10905	Bromodichloromethane	75-27-4	N.D.	1	1
10905	Bromoform	75-25-2	N.D.	1	1
10905	Bromomethane	74-83-9	N.D.	1	1
10905	2-Butanone	78-93-3	N.D.	3	1
10905	t-Butyl alcohol	75-65-0	N.D.	5	1
10905	n-Butylbenzene	104-51-8	N.D.	1	1
10905	sec-Butylbenzene	135-98-8	N.D.	1	1
10905	tert-Butylbenzene	98-06-6	N.D.	1	1
10905	Carbon Disulfide	75-15-0	N.D.	1	1
10905	Carbon Tetrachloride	56-23-5	N.D.	1	1
10905	Chlorobenzene	108-90-7	N.D.	0.8	1
10905	Chloroethane	75-00-3	N.D.	1	1
10905	2-Chloroethyl Vinyl Ether	110-75-8	N.D.	2	1
	2-Chloroethyl vinyl ether may not be recovered if acid was used to preserve this sample.				
10905	Chloroform	67-66-3	N.D.	0.8	1
10905	Chloromethane	74-87-3	N.D.	1	1
10905	2-Chlorotoluene	95-49-8	N.D.	1	1
10905	4-Chlorotoluene	106-43-4	N.D.	1	1
10905	1,2-Dibromo-3-chloropropane	96-12-8	N.D.	2	1
10905	Dibromochloromethane	124-48-1	N.D.	1	1
10905	1,2-Dibromoethane	106-93-4	N.D.	0.5	1
10905	Dibromomethane	74-95-3	N.D.	1	1
10905	1,2-Dichlorobenzene	95-50-1	N.D.	1	1
10905	1,3-Dichlorobenzene	541-73-1	N.D.	1	1
10905	1,4-Dichlorobenzene	106-46-7	N.D.	1	1
10905	Dichlorodifluoromethane	75-71-8	N.D.	2	1
10905	1,1-Dichloroethane	75-34-3	N.D.	1	1
10905	1,2-Dichloroethane	107-06-2	N.D.	0.5	1
10905	1,1-Dichloroethene	75-35-4	N.D.	0.8	1
10905	cis-1,2-Dichloroethene	156-59-2	3	0.8	1
10905	trans-1,2-Dichloroethene	156-60-5	N.D.	0.8	1
10905	1,2-Dichloropropane	78-87-5	N.D.	1	1
10905	1,3-Dichloropropane	142-28-9	N.D.	1	1
10905	2,2-Dichloropropane	594-20-7	N.D.	1	1
10905	1,1-Dichloropropene	563-58-6	N.D.	1	1
10905	cis-1,3-Dichloropropene	10061-01-5	N.D.	1	1
10905	trans-1,3-Dichloropropene	10061-02-6	N.D.	1	1
10905	Ethanol	64-17-5	N.D.	50	1
10905	Ethyl t-butyl ether	637-92-3	N.D.	0.5	1
10905	Ethylbenzene	100-41-4	N.D.	0.5	1
10905	Freon 113	76-13-1	N.D.	2	1
10905	Hexachlorobutadiene	87-68-3	N.D.	2	1
10905	2-Hexanone	591-78-6	N.D.	3	1

Sample Description: MW-X10A-W-100520 Grab Water
Facility# 206265 BBLW
 1520 Powell St-Emeryville SLT2007076 MW-X10A

LLI Sample # WW 5986535
LLI Group # 1195531
Account # 11964

Project Name: 206265

Collected: 05/20/2010 11:30 by LK

Chevron

6001 Bollinger Canyon Rd L4310
San Ramon CA 94583

Submitted: 05/21/2010 08:50

Reported: 06/02/2010 09:35

Discard: 07/03/2010

--X10 SDG#: ORE04-09

CAT No.	Analysis Name	CAS Number	As Received Result	As Received Method Detection Limit	Dilution Factor
GC/MS Volatiles SW-846 8260B			ug/l	ug/l	
10905	di-Isopropyl ether	108-20-3	N.D.	0.5	1
10905	Isopropylbenzene	98-82-8	N.D.	1	1
10905	p-Isopropyltoluene	99-87-6	N.D.	1	1
10905	Methyl Tertiary Butyl Ether	1634-04-4	N.D.	0.5	1
10905	4-Methyl-2-pentanone	108-10-1	N.D.	3	1
10905	Methylene Chloride	75-09-2	N.D.	2	1
10905	Naphthalene	91-20-3	N.D.	1	1
10905	n-Propylbenzene	103-65-1	N.D.	1	1
10905	Styrene	100-42-5	N.D.	1	1
10905	1,1,1,2-Tetrachloroethane	630-20-6	N.D.	1	1
10905	1,1,2,2-Tetrachloroethane	79-34-5	N.D.	1	1
10905	Tetrachloroethene	127-18-4	N.D.	0.8	1
10905	Toluene	108-88-3	N.D.	0.5	1
10905	1,2,3-Trichlorobenzene	87-61-6	N.D.	1	1
10905	1,2,4-Trichlorobenzene	120-82-1	N.D.	1	1
10905	1,1,1-Trichloroethane	71-55-6	N.D.	0.8	1
10905	1,1,2-Trichloroethane	79-00-5	N.D.	0.8	1
10905	Trichloroethene	79-01-6	6	1	1
10905	Trichlorofluoromethane	75-69-4	N.D.	2	1
10905	1,2,3-Trichloropropane	96-18-4	N.D.	1	1
10905	1,2,4-Trimethylbenzene	95-63-6	N.D.	1	1
10905	1,3,5-Trimethylbenzene	108-67-8	N.D.	1	1
10905	Vinyl Chloride	75-01-4	N.D.	1	1
10905	m+p-Xylene	n.a.	N.D.	0.5	1
10905	o-Xylene	95-47-6	N.D.	0.5	1
GC Volatiles SW-846 8015B			ug/l	ug/l	
01728	TPH-GRO N. CA water C6-C12	n.a.	N.D.	50	1
GC Extractable TPH SW-846 8015B modified			ug/l	ug/l	
02740	C11-C36	n.a.	96	50	1
02740	Total TPH	n.a.	96	50	1
GC Miscellaneous RSKSOP-175 08/11/94 modified			ug/l	ug/l	
07105	Ethane	74-84-0	N.D.	1.0	1
07105	Ethene	74-85-1	N.D.	1.0	1
07105	Methane	74-82-8	140	5.0	1
Wet Chemistry EPA 300.0			ug/l	ug/l	
00368	Nitrate Nitrogen	14797-55-8	N.D.	250	5
00228	Sulfate	14808-79-8	68,500	1,500	5
SM20 5310 C			ug/l	ug/l	
00273	Total Organic Carbon	n.a.	8,100	500	1



Analysis Report

2425 New Holland Pike, PO Box 12425, Lancaster, PA 17605-2425 • 717-656-2300 Fax: 717-656-2681 • www.lancasterlabs.com

Sample Description: MW-X10A-W-100520 Grab Water
 Facility# 206265 BBLW
 1520 Powell St-Emeryville SLT2007076 MW-X10A

LLI Sample # WW 5986535
 LLI Group # 1195531
 Account # 11964

Project Name: 206265

Collected: 05/20/2010 11:30 by LK

Chevron

6001 Bollinger Canyon Rd L4310
 San Ramon CA 94583

Submitted: 05/21/2010 08:50

Reported: 06/02/2010 09:35

Discard: 07/03/2010

--X10 SDG#: ORE04-09

CAT No.	Analysis Name	CAS Number	As Received Result	As Received Method Detection Limit	Dilution Factor
Wet Chemistry SM20 2320 B			ug/l as CaCO3	ug/l as CaCO3	
00202	Alkalinity to pH 4.5	n.a.	244,000	460	1
00201	Alkalinity to pH 8.3	n.a.	N.D.	460	1
01454	Bicarbonate Alkalinity	n.a.	244,000	460	1
SM20 4500 S2 D			ug/l	ug/l	
00230	Sulfide	18496-25-8	N.D.	54	1

General Sample Comments

State of California Lab Certification No. 2501

All QC is compliant unless otherwise noted. Please refer to the Quality Control Summary for overall QC performance data and associated samples.

Laboratory Sample Analysis Record

CAT No.	Analysis Name	Method	Trial#	Batch#	Analysis Date and Time	Analyst	Dilution Factor
10905	8260 Full List w/ Sep. Xylenes	SW-846	1	W101461AA	05/26/2010 06:45	Stephanie A Selis	1
01163	GC/MS VOA Water Prep	SW-846	1	W101461AA	05/26/2010 06:45	Stephanie A Selis	1
01146	GC VOA Water Prep	SW-846	1	10145B20A	05/26/2010 02:30	Martha L Seidel	1
01728	TPH-GRO N. CA water C6-C12	SW-846	1	10145B20A	05/26/2010 02:30	Martha L Seidel	1
07105	Volatile Headspace Hydrocarbon	RSKSOP-175	1	101460034A	05/27/2010 19:05	Elizabeth J Marin	1
07003	Extraction - DRO (Waters)	SW-846	1	101440008A	05/24/2010 17:00	JoElla L Rice	1
02740	Custom TPH with Ranges (Water)	SW-846	1	101440008A	05/26/2010 08:27	Heather E Williams	1
00368	Nitrate Nitrogen	EPA 300.0	1	10141196602A	05/22/2010 04:06	Ashley M Adams	5
00228	Sulfate	EPA 300.0	1	10141196602A	05/22/2010 04:06	Ashley M Adams	5
00273	Total Organic Carbon	SM20	1	10146049501A	05/26/2010 02:52	James S Mathiot	1
00202	Alkalinity to pH 4.5	SM20	1	10146020201A	05/26/2010 12:12	Geraldine C Smith	1
00201	Alkalinity to pH 8.3	SM20	1	10146020201A	05/26/2010 12:12	Geraldine C Smith	1
01454	Bicarbonate Alkalinity	SM20	1	10146020201A	05/26/2010 12:12	Geraldine C Smith	1
00230	Sulfide	SM20	1	10141023002A	05/21/2010 16:49	Geraldine C Smith	1



Analysis Report

2425 New Holland Pike, PO Box 12425, Lancaster, PA 17605-2425 • 717-656-2300 Fax: 717-656-2681 • www.lancasterlabs.com

Sample Description: MW-X10A-W-100520 Filtered Grab Water
Facility# 206265 BBLW
1520 Powell St-Emeryville SLT2007076 MW-X10A

LLI Sample # WW 5986536
LLI Group # 1195531
Account # 11964

Project Name: 206265

Collected: 05/20/2010 11:30 by LK

Chevron

6001 Bollinger Canyon Rd L4310
San Ramon CA 94583

Submitted: 05/21/2010 08:50

Reported: 06/02/2010 09:35

Discard: 07/03/2010

F-X10 SDG#: ORE04-10

CAT No.	Analysis Name	CAS Number	As Received Result	As Received Method Detection Limit	Dilution Factor
Metals Dissolved			EPA 200.7 rev 4.4	ug/l	
01754	Iron	7439-89-6	N.D.	52.2	1
07058	Manganese	7439-96-5	751	0.84	1

General Sample Comments

State of California Lab Certification No. 2501
This sample was field filtered for dissolved metals.

All QC is compliant unless otherwise noted. Please refer to the Quality Control Summary for overall QC performance data and associated samples.

Laboratory Sample Analysis Record

CAT No.	Analysis Name	Method	Trial#	Batch#	Analysis Date and Time	Analyst	Dilution Factor
01754	Iron	EPA 200.7 rev 4.4	1	101465716002	05/27/2010 14:38	Eric L Eby	1
07058	Manganese	EPA 200.7 rev 4.4	1	101465716002	05/27/2010 14:38	Eric L Eby	1
05716	EPA 600 ICP Digest (tot rec)	EPA 200.7 rev 4.4	1	101465716002	05/26/2010 20:00	Mirit S Shenouda	1

Sample Description: MW-X11A-W-100520 Grab Water
Facility# 206265 BBLW
1520 Powell St-Emeryville SLT2007076 MW-X11A

LLI Sample # WW 5986537
LLI Group # 1195531
Account # 11964

Project Name: 206265

Collected: 05/20/2010 13:40 by LK

Chevron

6001 Bollinger Canyon Rd L4310
San Ramon CA 94583

Submitted: 05/21/2010 08:50

Reported: 06/02/2010 09:35

Discard: 07/03/2010

--X11 SDG#: ORE04-11

CAT No.	Analysis Name	CAS Number	As Received Result	As Received Method Detection Limit	Dilution Factor
GC/MS	Volatiles	SW-846 8260B	ug/l	ug/l	
10905	Acetone	67-64-1	N.D.	6	1
10905	t-Amyl methyl ether	994-05-8	N.D.	0.5	1
10905	Benzene	71-43-2	N.D.	0.5	1
10905	Bromobenzene	108-86-1	N.D.	1	1
10905	Bromochloromethane	74-97-5	N.D.	1	1
10905	Bromodichloromethane	75-27-4	N.D.	1	1
10905	Bromoform	75-25-2	N.D.	1	1
10905	Bromomethane	74-83-9	N.D.	1	1
10905	2-Butanone	78-93-3	N.D.	3	1
10905	t-Butyl alcohol	75-65-0	N.D.	5	1
10905	n-Butylbenzene	104-51-8	N.D.	1	1
10905	sec-Butylbenzene	135-98-8	N.D.	1	1
10905	tert-Butylbenzene	98-06-6	N.D.	1	1
10905	Carbon Disulfide	75-15-0	N.D.	1	1
10905	Carbon Tetrachloride	56-23-5	N.D.	1	1
10905	Chlorobenzene	108-90-7	N.D.	0.8	1
10905	Chloroethane	75-00-3	N.D.	1	1
10905	2-Chloroethyl Vinyl Ether	110-75-8	N.D.	2	1
	2-Chloroethyl vinyl ether may not be recovered if acid was used to preserve this sample.				
10905	Chloroform	67-66-3	N.D.	0.8	1
10905	Chloromethane	74-87-3	N.D.	1	1
10905	2-Chlorotoluene	95-49-8	N.D.	1	1
10905	4-Chlorotoluene	106-43-4	N.D.	1	1
10905	1,2-Dibromo-3-chloropropane	96-12-8	N.D.	2	1
10905	Dibromochloromethane	124-48-1	N.D.	1	1
10905	1,2-Dibromoethane	106-93-4	N.D.	0.5	1
10905	Dibromomethane	74-95-3	N.D.	1	1
10905	1,2-Dichlorobenzene	95-50-1	N.D.	1	1
10905	1,3-Dichlorobenzene	541-73-1	N.D.	1	1
10905	1,4-Dichlorobenzene	106-46-7	N.D.	1	1
10905	Dichlorodifluoromethane	75-71-8	N.D.	2	1
10905	1,1-Dichloroethane	75-34-3	N.D.	1	1
10905	1,2-Dichloroethane	107-06-2	N.D.	0.5	1
10905	1,1-Dichloroethene	75-35-4	N.D.	0.8	1
10905	cis-1,2-Dichloroethene	156-59-2	2	0.8	1
10905	trans-1,2-Dichloroethene	156-60-5	0.9	0.8	1
10905	1,2-Dichloropropane	78-87-5	N.D.	1	1
10905	1,3-Dichloropropane	142-28-9	N.D.	1	1
10905	2,2-Dichloropropane	594-20-7	N.D.	1	1
10905	1,1-Dichloropropene	563-58-6	N.D.	1	1
10905	cis-1,3-Dichloropropene	10061-01-5	N.D.	1	1
10905	trans-1,3-Dichloropropene	10061-02-6	N.D.	1	1
10905	Ethanol	64-17-5	N.D.	50	1
10905	Ethyl t-butyl ether	637-92-3	N.D.	0.5	1
10905	Ethylbenzene	100-41-4	N.D.	0.5	1
10905	Freon 113	76-13-1	N.D.	2	1
10905	Hexachlorobutadiene	87-68-3	N.D.	2	1
10905	2-Hexanone	591-78-6	N.D.	3	1

Sample Description: MW-X11A-W-100520 Grab Water
Facility# 206265 BBLW
1520 Powell St-Emeryville SLT2007076 MW-X11A

LLI Sample # WW 5986537
LLI Group # 1195531
Account # 11964

Project Name: 206265

Collected: 05/20/2010 13:40 by LK

Chevron

6001 Bollinger Canyon Rd L4310
San Ramon CA 94583

Submitted: 05/21/2010 08:50

Reported: 06/02/2010 09:35

Discard: 07/03/2010

--X11 SDG#: ORE04-11

CAT No.	Analysis Name	CAS Number	As Received Result	As Received Method Detection Limit	Dilution Factor
GC/MS Volatiles SW-846 8260B			ug/l	ug/l	
10905	di-Isopropyl ether	108-20-3	N.D.	0.5	1
10905	Isopropylbenzene	98-82-8	N.D.	1	1
10905	p-Isopropyltoluene	99-87-6	N.D.	1	1
10905	Methyl Tertiary Butyl Ether	1634-04-4	N.D.	0.5	1
10905	4-Methyl-2-pentanone	108-10-1	N.D.	3	1
10905	Methylene Chloride	75-09-2	N.D.	2	1
10905	Naphthalene	91-20-3	N.D.	1	1
10905	n-Propylbenzene	103-65-1	N.D.	1	1
10905	Styrene	100-42-5	N.D.	1	1
10905	1,1,1,2-Tetrachloroethane	630-20-6	N.D.	1	1
10905	1,1,2,2-Tetrachloroethane	79-34-5	N.D.	1	1
10905	Tetrachloroethene	127-18-4	N.D.	0.8	1
10905	Toluene	108-88-3	N.D.	0.5	1
10905	1,2,3-Trichlorobenzene	87-61-6	N.D.	1	1
10905	1,2,4-Trichlorobenzene	120-82-1	N.D.	1	1
10905	1,1,1-Trichloroethane	71-55-6	N.D.	0.8	1
10905	1,1,2-Trichloroethane	79-00-5	N.D.	0.8	1
10905	Trichloroethene	79-01-6	3	1	1
10905	Trichlorofluoromethane	75-69-4	N.D.	2	1
10905	1,2,3-Trichloropropane	96-18-4	N.D.	1	1
10905	1,2,4-Trimethylbenzene	95-63-6	N.D.	1	1
10905	1,3,5-Trimethylbenzene	108-67-8	N.D.	1	1
10905	Vinyl Chloride	75-01-4	N.D.	1	1
10905	m+p-Xylene	n.a.	N.D.	0.5	1
10905	o-Xylene	95-47-6	N.D.	0.5	1
GC Volatiles SW-846 8015B			ug/l	ug/l	
01728	TPH-GRO N. CA water C6-C12	n.a.	N.D.	50	1
GC Extractable TPH SW-846 8015B modified			ug/l	ug/l	
02740	C11-C36	n.a.	110	47	1
02740	Total TPH	n.a.	110	47	1
GC Miscellaneous RSKSOP-175 08/11/94 modified			ug/l	ug/l	
07105	Ethane	74-84-0	N.D.	1.0	1
07105	Ethene	74-85-1	N.D.	1.0	1
07105	Methane	74-82-8	17	5.0	1
Wet Chemistry EPA 300.0			ug/l	ug/l	
00368	Nitrate Nitrogen	14797-55-8	N.D.	250	5
00228	Sulfate	14808-79-8	73,300	3,000	10
SM20 5310 C			ug/l	ug/l	
00273	Total Organic Carbon	n.a.	8,200	500	1



Analysis Report

2425 New Holland Pike, PO Box 12425, Lancaster, PA 17605-2425 • 717-656-2300 Fax: 717-656-2681 • www.lancasterlabs.com

Sample Description: MW-X11A-W-100520 Grab Water
Facility# 206265 BBLW
1520 Powell St-Emeryville SLT2007076 MW-X11A

LLI Sample # WW 5986537
LLI Group # 1195531
Account # 11964

Project Name: 206265

Collected: 05/20/2010 13:40 by LK

Chevron

6001 Bollinger Canyon Rd L4310
San Ramon CA 94583

Submitted: 05/21/2010 08:50

Reported: 06/02/2010 09:35

Discard: 07/03/2010

--X11 SDG#: ORE04-11

CAT No.	Analysis Name	CAS Number	As Received Result	As Received Method Detection Limit	Dilution Factor
Wet Chemistry SM20 2320 B			ug/l as CaCO3	ug/l as CaCO3	
00202	Alkalinity to pH 4.5	n.a.	411,000	460	1
00201	Alkalinity to pH 8.3	n.a.	N.D.	460	1
01454	Bicarbonate Alkalinity	n.a.	411,000	460	1
SM20 4500 S2 D			ug/l	ug/l	
00230	Sulfide	18496-25-8	N.D.	54	1

General Sample Comments

State of California Lab Certification No. 2501

All QC is compliant unless otherwise noted. Please refer to the Quality Control Summary for overall QC performance data and associated samples.

Laboratory Sample Analysis Record

CAT No.	Analysis Name	Method	Trial#	Batch#	Analysis Date and Time	Analyst	Dilution Factor
10905	8260 Full List w/ Sep. Xylenes	SW-846	1	W101461AA	05/26/2010 07:09	Stephanie A Selis	1
01163	GC/MS VOA Water Prep	SW-846	1	W101461AA	05/26/2010 07:09	Stephanie A Selis	1
01146	GC VOA Water Prep	SW-846	1	10145B20A	05/26/2010 02:51	Martha L Seidel	1
01728	TPH-GRO N. CA water C6-C12	SW-846	1	10145B20A	05/26/2010 02:51	Martha L Seidel	1
07105	Volatile Headspace Hydrocarbon	RSKSOP-175 08/11/94 modified	1	101460034A	05/27/2010 19:21	Elizabeth J Marin	1
07003	Extraction - DRO (Waters)	SW-846	1	101440008A	05/24/2010 17:00	JoElla L Rice	1
02740	Custom TPH with Ranges (Water)	SW-846	1	101440008A	05/26/2010 08:52	Heather E Williams	1
00368	Nitrate Nitrogen	EPA 300.0	1	10141196602A	05/22/2010 04:22	Ashley M Adams	5
00228	Sulfate	EPA 300.0	1	10141196602A	05/24/2010 06:59	Ashley M Adams	10
00273	Total Organic Carbon	SM20	1	10146049501A	05/26/2010 03:00	James S Mathiot	1
00202	Alkalinity to pH 4.5	SM20	1	10146020201A	05/26/2010 12:12	Geraldine C Smith	1
00201	Alkalinity to pH 8.3	SM20	1	10146020201A	05/26/2010 12:12	Geraldine C Smith	1
01454	Bicarbonate Alkalinity	SM20	1	10146020201A	05/26/2010 12:12	Geraldine C Smith	1
00230	Sulfide	SM20	1	10141023002A	05/21/2010 16:49	Geraldine C Smith	1



Analysis Report

2425 New Holland Pike, PO Box 12425, Lancaster, PA 17605-2425 • 717-656-2300 Fax: 717-656-2681 • www.lancasterlabs.com

Sample Description: MW-X11A-W-100520 Filtered Grab Water
Facility# 206265 BBLW
1520 Powell St-Emeryville SLT2007076 MW-X11A

LLI Sample # WW 5986538
LLI Group # 1195531
Account # 11964

Project Name: 206265

Collected: 05/20/2010 13:40 by LK

Chevron

6001 Bollinger Canyon Rd L4310
San Ramon CA 94583

Submitted: 05/21/2010 08:50

Reported: 06/02/2010 09:35

Discard: 07/03/2010

F-X11 SDG#: ORE04-12

CAT No.	Analysis Name	CAS Number	As Received Result	As Received Method Detection Limit	Dilution Factor
Metals Dissolved					
	EPA 200.7 rev 4.4		ug/l	ug/l	
01754	Iron	7439-89-6	N.D.	52.2	1
07058	Manganese	7439-96-5	86.5	0.84	1

General Sample Comments

State of California Lab Certification No. 2501
This sample was field filtered for dissolved metals.

All QC is compliant unless otherwise noted. Please refer to the Quality Control Summary for overall QC performance data and associated samples.

Laboratory Sample Analysis Record

CAT No.	Analysis Name	Method	Trial#	Batch#	Analysis Date and Time	Analyst	Dilution Factor
01754	Iron	EPA 200.7 rev 4.4	1	101465716002	05/27/2010 14:41	Eric L Eby	1
07058	Manganese	EPA 200.7 rev 4.4	1	101465716002	05/27/2010 14:41	Eric L Eby	1
05716	EPA 600 ICP Digest (tot rec)	EPA 200.7 rev 4.4	1	101465716002	05/26/2010 20:00	Mirit S Shenouda	1

Sample Description: QA-R-100520 Grab Water
Facility# 206265 BBLW
1520 Powell St-Emeryville SLT2007076 QA

LLI Sample # WW 5986539
LLI Group # 1195531
Account # 11964

Project Name: 206265

Collected: 05/20/2010 14:00 by LK

Chevron

6001 Bollinger Canyon Rd L4310
San Ramon CA 94583

Submitted: 05/21/2010 08:50

Reported: 06/02/2010 09:35

Discard: 07/03/2010

265-E SDG#: ORE04-13EB

CAT No.	Analysis Name	CAS Number	As Received Result	As Received Method Detection Limit	Dilution Factor
GC/MS	Volatiles	SW-846 8260B	ug/l	ug/l	
10905	Acetone	67-64-1	N.D.	6	1
10905	t-Amyl methyl ether	994-05-8	N.D.	0.5	1
10905	Benzene	71-43-2	N.D.	0.5	1
10905	Bromobenzene	108-86-1	N.D.	1	1
10905	Bromochloromethane	74-97-5	N.D.	1	1
10905	Bromodichloromethane	75-27-4	N.D.	1	1
10905	Bromoform	75-25-2	N.D.	1	1
10905	Bromomethane	74-83-9	N.D.	1	1
10905	2-Butanone	78-93-3	N.D.	3	1
10905	t-Butyl alcohol	75-65-0	N.D.	5	1
10905	n-Butylbenzene	104-51-8	N.D.	1	1
10905	sec-Butylbenzene	135-98-8	N.D.	1	1
10905	tert-Butylbenzene	98-06-6	N.D.	1	1
10905	Carbon Disulfide	75-15-0	N.D.	1	1
10905	Carbon Tetrachloride	56-23-5	N.D.	1	1
10905	Chlorobenzene	108-90-7	N.D.	0.8	1
10905	Chloroethane	75-00-3	N.D.	1	1
10905	2-Chloroethyl Vinyl Ether	110-75-8	N.D.	2	1
	2-Chloroethyl vinyl ether may not be recovered if acid was used to preserve this sample.				
10905	Chloroform	67-66-3	N.D.	0.8	1
10905	Chloromethane	74-87-3	N.D.	1	1
10905	2-Chlorotoluene	95-49-8	N.D.	1	1
10905	4-Chlorotoluene	106-43-4	N.D.	1	1
10905	1,2-Dibromo-3-chloropropane	96-12-8	N.D.	2	1
10905	Dibromochloromethane	124-48-1	N.D.	1	1
10905	1,2-Dibromoethane	106-93-4	N.D.	0.5	1
10905	Dibromomethane	74-95-3	N.D.	1	1
10905	1,2-Dichlorobenzene	95-50-1	N.D.	1	1
10905	1,3-Dichlorobenzene	541-73-1	N.D.	1	1
10905	1,4-Dichlorobenzene	106-46-7	N.D.	1	1
10905	Dichlorodifluoromethane	75-71-8	N.D.	2	1
10905	1,1-Dichloroethane	75-34-3	N.D.	1	1
10905	1,2-Dichloroethane	107-06-2	N.D.	0.5	1
10905	1,1-Dichloroethene	75-35-4	N.D.	0.8	1
10905	cis-1,2-Dichloroethene	156-59-2	N.D.	0.8	1
10905	trans-1,2-Dichloroethene	156-60-5	N.D.	0.8	1
10905	1,2-Dichloropropane	78-87-5	N.D.	1	1
10905	1,3-Dichloropropane	142-28-9	N.D.	1	1
10905	2,2-Dichloropropane	594-20-7	N.D.	1	1
10905	1,1-Dichloropropene	563-58-6	N.D.	1	1
10905	cis-1,3-Dichloropropene	10061-01-5	N.D.	1	1
10905	trans-1,3-Dichloropropene	10061-02-6	N.D.	1	1
10905	Ethanol	64-17-5	N.D.	50	1
10905	Ethyl t-butyl ether	637-92-3	N.D.	0.5	1
10905	Ethylbenzene	100-41-4	N.D.	0.5	1
10905	Freon 113	76-13-1	N.D.	2	1
10905	Hexachlorobutadiene	87-68-3	N.D.	2	1
10905	2-Hexanone	591-78-6	N.D.	3	1

Sample Description: QA-R-100520 Grab Water
Facility# 206265 BBLW
1520 Powell St-Emeryville SLT2007076 QA

LLI Sample # WW 5986539
LLI Group # 1195531
Account # 11964

Project Name: 206265

Collected: 05/20/2010 14:00 by LK

Chevron

6001 Bollinger Canyon Rd L4310
San Ramon CA 94583

Submitted: 05/21/2010 08:50

Reported: 06/02/2010 09:35

Discard: 07/03/2010

265-E SDG#: ORE04-13EB

CAT No.	Analysis Name	CAS Number	As Received Result	As Received Method Detection Limit	Dilution Factor
GC/MS	Volatiles	SW-846 8260B	ug/l	ug/l	
10905	di-Isopropyl ether	108-20-3	N.D.	0.5	1
10905	Isopropylbenzene	98-82-8	N.D.	1	1
10905	p-Isopropyltoluene	99-87-6	N.D.	1	1
10905	Methyl Tertiary Butyl Ether	1634-04-4	N.D.	0.5	1
10905	4-Methyl-2-pentanone	108-10-1	N.D.	3	1
10905	Methylene Chloride	75-09-2	N.D.	2	1
10905	Naphthalene	91-20-3	N.D.	1	1
10905	n-Propylbenzene	103-65-1	N.D.	1	1
10905	Styrene	100-42-5	N.D.	1	1
10905	1,1,1,2-Tetrachloroethane	630-20-6	N.D.	1	1
10905	1,1,2,2-Tetrachloroethane	79-34-5	N.D.	1	1
10905	Tetrachloroethene	127-18-4	N.D.	0.8	1
10905	Toluene	108-88-3	N.D.	0.5	1
10905	1,2,3-Trichlorobenzene	87-61-6	N.D.	1	1
10905	1,2,4-Trichlorobenzene	120-82-1	N.D.	1	1
10905	1,1,1-Trichloroethane	71-55-6	N.D.	0.8	1
10905	1,1,2-Trichloroethane	79-00-5	N.D.	0.8	1
10905	Trichloroethene	79-01-6	N.D.	1	1
10905	Trichlorofluoromethane	75-69-4	N.D.	2	1
10905	1,2,3-Trichloropropane	96-18-4	N.D.	1	1
10905	1,2,4-Trimethylbenzene	95-63-6	N.D.	1	1
10905	1,3,5-Trimethylbenzene	108-67-8	N.D.	1	1
10905	Vinyl Chloride	75-01-4	N.D.	1	1
10905	m+p-Xylene	n.a.	N.D.	0.5	1
10905	o-Xylene	95-47-6	N.D.	0.5	1
GC Volatiles	SW-846 8015B	ug/l	ug/l		
01728	TPH-GRO N. CA water C6-C12	n.a.	N.D.	50	1

General Sample Comments

State of California Lab Certification No. 2501

All QC is compliant unless otherwise noted. Please refer to the Quality Control Summary for overall QC performance data and associated samples.

Laboratory Sample Analysis Record

CAT No.	Analysis Name	Method	Trial#	Batch#	Analysis Date and Time	Analyst	Dilution Factor
10905	8260 Full List w/ Sep. Xylenes	SW-846 8260B	1	W101461AA	05/26/2010 07:32	Stephanie A Selis	1
01163	GC/MS VOA Water Prep	SW-846 5030B	1	W101461AA	05/26/2010 07:32	Stephanie A Selis	1
01146	GC VOA Water Prep	SW-846 5030B	1	10145B20A	05/26/2010 00:19	Martha L Seidel	1
01728	TPH-GRO N. CA water C6-C12	SW-846 8015B	1	10145B20A	05/26/2010 00:19	Martha L Seidel	1

Sample Description: QA-T-100520 NA Water
Facility# 206265 BBLW
1520 Powell St-Emeryville SLT2007076 QA

LLI Sample # WW 5986540
LLI Group # 1195531
Account # 11964

Project Name: 206265

Collected: 05/20/2010

Chevron

Submitted: 05/21/2010 08:50

6001 Bollinger Canyon Rd L4310

Reported: 06/02/2010 09:35

San Ramon CA 94583

Discard: 07/03/2010

265-Q SDG#: ORE04-14TB*

CAT No.	Analysis Name	CAS Number	As Received Result	As Received Method Detection Limit	Dilution Factor
GC/MS	Volatiles	SW-846 8260B	ug/l	ug/l	
10905	Acetone	67-64-1	N.D.	6	1
10905	t-Amyl methyl ether	994-05-8	N.D.	0.5	1
10905	Benzene	71-43-2	N.D.	0.5	1
10905	Bromobenzene	108-86-1	N.D.	1	1
10905	Bromochloromethane	74-97-5	N.D.	1	1
10905	Bromodichloromethane	75-27-4	N.D.	1	1
10905	Bromoform	75-25-2	N.D.	1	1
10905	Bromomethane	74-83-9	N.D.	1	1
10905	2-Butanone	78-93-3	N.D.	3	1
10905	t-Butyl alcohol	75-65-0	N.D.	5	1
10905	n-Butylbenzene	104-51-8	N.D.	1	1
10905	sec-Butylbenzene	135-98-8	N.D.	1	1
10905	tert-Butylbenzene	98-06-6	N.D.	1	1
10905	Carbon Disulfide	75-15-0	N.D.	1	1
10905	Carbon Tetrachloride	56-23-5	N.D.	1	1
10905	Chlorobenzene	108-90-7	N.D.	0.8	1
10905	Chloroethane	75-00-3	N.D.	1	1
10905	2-Chloroethyl Vinyl Ether	110-75-8	N.D.	2	1
	2-Chloroethyl vinyl ether may not be recovered if acid was used to preserve this sample.				
10905	Chloroform	67-66-3	N.D.	0.8	1
10905	Chloromethane	74-87-3	N.D.	1	1
10905	2-Chlorotoluene	95-49-8	N.D.	1	1
10905	4-Chlorotoluene	106-43-4	N.D.	1	1
10905	1,2-Dibromo-3-chloropropane	96-12-8	N.D.	2	1
10905	Dibromochloromethane	124-48-1	N.D.	1	1
10905	1,2-Dibromoethane	106-93-4	N.D.	0.5	1
10905	Dibromomethane	74-95-3	N.D.	1	1
10905	1,2-Dichlorobenzene	95-50-1	N.D.	1	1
10905	1,3-Dichlorobenzene	541-73-1	N.D.	1	1
10905	1,4-Dichlorobenzene	106-46-7	N.D.	1	1
10905	Dichlorodifluoromethane	75-71-8	N.D.	2	1
10905	1,1-Dichloroethane	75-34-3	N.D.	1	1
10905	1,2-Dichloroethane	107-06-2	N.D.	0.5	1
10905	1,1-Dichloroethene	75-35-4	N.D.	0.8	1
10905	cis-1,2-Dichloroethene	156-59-2	N.D.	0.8	1
10905	trans-1,2-Dichloroethene	156-60-5	N.D.	0.8	1
10905	1,2-Dichloropropane	78-87-5	N.D.	1	1
10905	1,3-Dichloropropane	142-28-9	N.D.	1	1
10905	2,2-Dichloropropane	594-20-7	N.D.	1	1
10905	1,1-Dichloropropene	563-58-6	N.D.	1	1
10905	cis-1,3-Dichloropropene	10061-01-5	N.D.	1	1
10905	trans-1,3-Dichloropropene	10061-02-6	N.D.	1	1
10905	Ethanol	64-17-5	N.D.	50	1
10905	Ethyl t-butyl ether	637-92-3	N.D.	0.5	1
10905	Ethylbenzene	100-41-4	N.D.	0.5	1
10905	Freon 113	76-13-1	N.D.	2	1
10905	Hexachlorobutadiene	87-68-3	N.D.	2	1
10905	2-Hexanone	591-78-6	N.D.	3	1

Sample Description: QA-T-100520 NA Water
Facility# 206265 BBLW
1520 Powell St-Emeryville SLT2007076 QA

LLI Sample # WW 5986540
LLI Group # 1195531
Account # 11964

Project Name: 206265

Collected: 05/20/2010

Chevron

Submitted: 05/21/2010 08:50

6001 Bollinger Canyon Rd L4310

Reported: 06/02/2010 09:35

San Ramon CA 94583

Discard: 07/03/2010

265-Q SDG#: ORE04-14TB*

CAT No.	Analysis Name	CAS Number	As Received Result	As Received Method Detection Limit	Dilution Factor
GC/MS	Volatiles	SW-846 8260B	ug/l	ug/l	
10905	di-Isopropyl ether	108-20-3	N.D.	0.5	1
10905	Isopropylbenzene	98-82-8	N.D.	1	1
10905	p-Isopropyltoluene	99-87-6	N.D.	1	1
10905	Methyl Tertiary Butyl Ether	1634-04-4	N.D.	0.5	1
10905	4-Methyl-2-pentanone	108-10-1	N.D.	3	1
10905	Methylene Chloride	75-09-2	N.D.	2	1
10905	Naphthalene	91-20-3	N.D.	1	1
10905	n-Propylbenzene	103-65-1	N.D.	1	1
10905	Styrene	100-42-5	N.D.	1	1
10905	1,1,1,2-Tetrachloroethane	630-20-6	N.D.	1	1
10905	1,1,2,2-Tetrachloroethane	79-34-5	N.D.	1	1
10905	Tetrachloroethene	127-18-4	N.D.	0.8	1
10905	Toluene	108-88-3	N.D.	0.5	1
10905	1,2,3-Trichlorobenzene	87-61-6	N.D.	1	1
10905	1,2,4-Trichlorobenzene	120-82-1	N.D.	1	1
10905	1,1,1-Trichloroethane	71-55-6	N.D.	0.8	1
10905	1,1,2-Trichloroethane	79-00-5	N.D.	0.8	1
10905	Trichloroethene	79-01-6	N.D.	1	1
10905	Trichlorofluoromethane	75-69-4	N.D.	2	1
10905	1,2,3-Trichloropropane	96-18-4	N.D.	1	1
10905	1,2,4-Trimethylbenzene	95-63-6	N.D.	1	1
10905	1,3,5-Trimethylbenzene	108-67-8	N.D.	1	1
10905	Vinyl Chloride	75-01-4	N.D.	1	1
10905	m+p-Xylene	n.a.	N.D.	0.5	1
10905	o-Xylene	95-47-6	N.D.	0.5	1
GC Volatiles	SW-846 8015B	ug/l	ug/l		
01728	TPH-GRO N. CA water C6-C12	n.a.	N.D.	50	1

General Sample Comments

State of California Lab Certification No. 2501

All QC is compliant unless otherwise noted. Please refer to the Quality Control Summary for overall QC performance data and associated samples.

Laboratory Sample Analysis Record

CAT No.	Analysis Name	Method	Trial#	Batch#	Analysis Date and Time	Analyst	Dilution Factor
10905	8260 Full List w/ Sep. Xylenes	SW-846 8260B	1	W101461AA	05/26/2010 07:55	Stephanie A Selis	1
01163	GC/MS VOA Water Prep	SW-846 5030B	1	W101461AA	05/26/2010 07:55	Stephanie A Selis	1
01146	GC VOA Water Prep	SW-846 5030B	1	10145B20A	05/26/2010 00:41	Martha L Seidel	1
01728	TPH-GRO N. CA water C6-C12	SW-846 8015B	1	10145B20A	05/26/2010 00:41	Martha L Seidel	1

Quality Control Summary

 Client Name: Chevron
 Reported: 06/02/10 at 09:35 AM

Group Number: 1195531

Matrix QC may not be reported if site-specific QC samples were not submitted. In these situations, to demonstrate precision and accuracy at a batch level, a LCS/LCSD was performed, unless otherwise specified in the method.

Laboratory Compliance Quality Control

<u>Analysis Name</u>	<u>Blank Result</u>	<u>Blank MDL</u>	<u>Report Units</u>	<u>LCS %REC</u>	<u>LCSD %REC</u>	<u>LCS/LCSD Limits</u>	<u>RPD</u>	<u>RPD Max</u>
Batch number: W101461AA	Sample number(s): 5986527, 5986529, 5986531, 5986533, 5986535, 5986537, 5986539-5986540							
Acetone	N.D.	6.	ug/l	131		49-234		
t-Amyl methyl ether	N.D.	0.5	ug/l	78		77-120		
Benzene	N.D.	0.5	ug/l	100		79-120		
Bromobenzene	N.D.	1.	ug/l	104		80-120		
Bromochloromethane	N.D.	1.	ug/l	105		80-120		
Bromodichloromethane	N.D.	1.	ug/l	95		80-120		
Bromoform	N.D.	1.	ug/l	110		61-120		
Bromomethane	N.D.	1.	ug/l	84		44-120		
2-Butanone	N.D.	3.	ug/l	112		66-151		
t-Butyl alcohol	N.D.	5.	ug/l	117		73-120		
n-Butylbenzene	N.D.	1.	ug/l	93		74-120		
sec-Butylbenzene	N.D.	1.	ug/l	96		78-120		
tert-Butylbenzene	N.D.	1.	ug/l	98		80-120		
Carbon Disulfide	N.D.	1.	ug/l	78		62-120		
Carbon Tetrachloride	N.D.	1.	ug/l	104		75-123		
Chlorobenzene	N.D.	0.8	ug/l	105		80-120		
Chloroethane	N.D.	1.	ug/l	70		49-129		
2-Chloroethyl Vinyl Ether	N.D.	2.	ug/l	56		56-129		
Chloroform	N.D.	0.8	ug/l	95		77-122		
Chloromethane	N.D.	1.	ug/l	89		60-129		
2-Chlorotoluene	N.D.	1.	ug/l	101		80-120		
4-Chlorotoluene	N.D.	1.	ug/l	103		80-120		
1,2-Dibromo-3-chloropropane	N.D.	2.	ug/l	84		66-120		
Dibromochloromethane	N.D.	1.	ug/l	104		80-120		
1,2-Dibromoethane	N.D.	0.5	ug/l	100		80-120		
Dibromomethane	N.D.	1.	ug/l	97		80-120		
1,2-Dichlorobenzene	N.D.	1.	ug/l	105		80-120		
1,3-Dichlorobenzene	N.D.	1.	ug/l	104		80-120		
1,4-Dichlorobenzene	N.D.	1.	ug/l	104		80-120		
Dichlorodifluoromethane	N.D.	2.	ug/l	66		54-152		
1,1-Dichloroethane	N.D.	1.	ug/l	98		79-120		
1,2-Dichloroethane	N.D.	0.5	ug/l	91		70-130		
1,1-Dichloroethene	N.D.	0.8	ug/l	93		74-123		
cis-1,2-Dichloroethene	N.D.	0.8	ug/l	99		80-120		
trans-1,2-Dichloroethene	N.D.	0.8	ug/l	98		80-120		
1,2-Dichloropropane	N.D.	1.	ug/l	104		78-120		
1,3-Dichloropropane	N.D.	1.	ug/l	100		80-120		
2,2-Dichloropropane	N.D.	1.	ug/l	92		77-124		
1,1-Dichloropropene	N.D.	1.	ug/l	94		80-120		
cis-1,3-Dichloropropene	N.D.	1.	ug/l	97		80-120		
trans-1,3-Dichloropropene	N.D.	1.	ug/l	96		79-120		
Ethanol	N.D.	50.	ug/l	114		40-158		
Ethyl t-butyl ether	N.D.	0.5	ug/l	80		76-120		
Ethylbenzene	N.D.	0.5	ug/l	99		79-120		
Freon 113	N.D.	2.	ug/l	95		69-128		

*- Outside of specification

- (1) The result for one or both determinations was less than five times the LOQ.
- (2) The unspiked result was more than four times the spike added.

Quality Control Summary

Client Name: Chevron

Group Number: 1195531

Reported: 06/02/10 at 09:35 AM

Laboratory Compliance Quality Control

<u>Analysis Name</u>	<u>Blank Result</u>	<u>Blank MDL</u>	<u>Report Units</u>	<u>LCS %REC</u>	<u>LCSD %REC</u>	<u>LCS/LCSD Limits</u>	<u>RPD</u>	<u>RPD Max</u>
Hexachlorobutadiene	N.D.	2.	ug/l	89		58-120		
2-Hexanone	N.D.	3.	ug/l	104		65-136		
di-Isopropyl ether	N.D.	0.5	ug/l	102		71-124		
Isopropylbenzene	N.D.	1.	ug/l	101		77-120		
p-Isopropyltoluene	N.D.	1.	ug/l	97		80-120		
Methyl Tertiary Butyl Ether	N.D.	0.5	ug/l	87		76-120		
4-Methyl-2-pentanone	N.D.	3.	ug/l	101		70-121		
Methylene Chloride	N.D.	2.	ug/l	100		80-120		
Naphthalene	N.D.	1.	ug/l	81		62-120		
n-Propylbenzene	N.D.	1.	ug/l	98		80-120		
Styrene	N.D.	1.	ug/l	98		80-120		
1,1,1,2-Tetrachloroethane	N.D.	1.	ug/l	107		80-120		
1,1,2,2-Tetrachloroethane	N.D.	1.	ug/l	99		71-120		
Tetrachloroethene	N.D.	0.8	ug/l	109		80-121		
Toluene	N.D.	0.5	ug/l	101		79-120		
1,2,3-Trichlorobenzene	N.D.	1.	ug/l	91		65-120		
1,2,4-Trichlorobenzene	N.D.	1.	ug/l	94		67-120		
1,1,1-Trichloroethane	N.D.	0.8	ug/l	95		75-127		
1,1,2-Trichloroethane	N.D.	0.8	ug/l	102		80-120		
Trichloroethene	N.D.	1.	ug/l	98		80-120		
Trichlorofluoromethane	N.D.	2.	ug/l	90		64-129		
1,2,3-Trichloropropane	N.D.	1.	ug/l	97		80-120		
1,2,4-Trimethylbenzene	N.D.	1.	ug/l	95		74-120		
1,3,5-Trimethylbenzene	N.D.	1.	ug/l	97		75-120		
Vinyl Chloride	N.D.	1.	ug/l	100		59-120		
m+p-Xylene	N.D.	0.5	ug/l	104		80-120		
o-Xylene	N.D.	0.5	ug/l	102		80-120		
Batch number: 10144D20A	Sample number(s):	5986527, 5986529						
TPH-GRO N. CA water C6-C12	N.D.	50.	ug/l	118	118	75-135	0	30
Batch number: 10145B20A	Sample number(s):	5986531, 5986533, 5986535, 5986537, 5986539-5986540						
TPH-GRO N. CA water C6-C12	N.D.	50.	ug/l	118	118	75-135	0	30
Batch number: 101440008A	Sample number(s):	5986527, 5986529, 5986531, 5986533, 5986535, 5986537						
C11-C36	N.D.	50.	ug/l					
Total TPH	N.D.	50.	ug/l	80	89	60-120	10	20
Batch number: 101460033A	Sample number(s):	5986527, 5986529						
Ethane	N.D.	1.0	ug/l	103		80-120		
Ethene	N.D.	1.0	ug/l	102		80-120		
Methane	N.D.	5.0	ug/l	103		80-120		
Batch number: 101460034A	Sample number(s):	5986531, 5986533, 5986535, 5986537						
Ethane	N.D.	1.0	ug/l	97		80-120		
Ethene	N.D.	1.0	ug/l	95		80-120		
Methane	N.D.	5.0	ug/l	93		80-120		
Batch number: 101465716002	Sample number(s):	5986528, 5986530, 5986532, 5986534, 5986536, 5986538						
Iron	71.7	52.2	ug/l	103		85-115		
Manganese	N.D.	0.84	ug/l	105		85-115		
Batch number: 10141196602A	Sample number(s):	5986527, 5986529, 5986531, 5986533, 5986535, 5986537						
Nitrate Nitrogen	N.D.	50.	ug/l	96		90-110		
Sulfate	N.D.	300.	ug/l	100		89-110		

*- Outside of specification

- (1) The result for one or both determinations was less than five times the LOQ.
- (2) The unspiked result was more than four times the spike added.

Quality Control Summary

Client Name: Chevron

Group Number: 1195531

Reported: 06/02/10 at 09:35 AM

Laboratory Compliance Quality Control

<u>Analysis Name</u>	<u>Blank Result</u>	<u>Blank MDL</u>	<u>Report Units</u>	<u>LCS %REC</u>	<u>LCSD %REC</u>	<u>LCS/LCSD Limits</u>	<u>RPD</u>	<u>RPD Max</u>
Batch number: 10146049501A	Sample number(s): 5986527, 5986529, 5986531, 5986533, 5986535, 5986537							
Total Organic Carbon	N.D.	500.	ug/l	98		91-113		
Batch number: 10141023002A	Sample number(s): 5986527, 5986529, 5986531, 5986533, 5986535, 5986537							
Sulfide	N.D.	54.	ug/l	99		90-110		
Batch number: 10146020201A	Sample number(s): 5986527, 5986529, 5986531, 5986533, 5986535, 5986537							
Alkalinity to pH 4.5	N.D.	460.	ug/l as CaCO3	100		98-103		

Sample Matrix Quality Control

Unspiked (UNSPK) = the sample used in conjunction with the matrix spike

Background (BKG) = the sample used in conjunction with the duplicate

<u>Analysis Name</u>	<u>MS %REC</u>	<u>MSD %REC</u>	<u>MS/MSD Limits</u>	<u>RPD</u>	<u>RPD MAX</u>	<u>BKG Conc</u>	<u>DUP Conc</u>	<u>DUP RPD</u>	<u>Dup RPD Max</u>
Batch number: W101461AA	Sample number(s): 5986527, 5986529, 5986531, 5986533, 5986535, 5986537, 5986539-5986540 UNSPK: P986647								
Acetone	96	96	52-139	0	30				
t-Amyl methyl ether	84	86	75-122	3	30				
Benzene	107	107	80-126	0	30				
Bromobenzene	110	111	82-115	1	30				
Bromochloromethane	112	111	83-123	1	30				
Bromodichloromethane	100	102	78-125	2	30				
Bromoform	113	113	60-121	0	30				
Bromomethane	98	94	38-149	4	30				
2-Butanone	103	102	57-138	0	30				
t-Butyl alcohol	118	115	67-119	2	30				
n-Butylbenzene	101	101	73-128	0	30				
sec-Butylbenzene	105	106	79-125	1	30				
tert-Butylbenzene	109	110	81-121	1	30				
Carbon Disulfide	88	87	67-135	0	30				
Carbon Tetrachloride	117	118	81-138	1	30				
Chlorobenzene	110	111	87-124	1	30				
Chloroethane	102	100	51-145	2	30				
2-Chloroethyl Vinyl Ether	0*	0*	10-151	0	30				
Chloroform	103	103	81-134	0	30				
Chloromethane	101	99	67-154	2	30				
2-Chlorotoluene	108	110	82-118	1	30				
4-Chlorotoluene	110	112	84-122	1	30				
1,2-Dibromo-3-chloropropane	87	90	66-121	3	30				
Dibromochloromethane	108	108	74-116	1	30				
1,2-Dibromoethane	103	104	77-116	0	30				
Dibromomethane	103	102	83-119	0	30				
1,2-Dichlorobenzene	111	112	84-119	0	30				
1,3-Dichlorobenzene	108	111	86-121	3	30				
1,4-Dichlorobenzene	111	112	85-121	1	30				
Dichlorodifluoromethane	81	79	64-163	2	30				
1,1-Dichloroethane	106	107	84-129	1	30				
1,2-Dichloroethane	96	96	66-141	1	30				

*- Outside of specification

- (1) The result for one or both determinations was less than five times the LOQ.
- (2) The unspiked result was more than four times the spike added.

Quality Control Summary

 Client Name: Chevron
 Reported: 06/02/10 at 09:35 AM

Group Number: 1195531

Sample Matrix Quality Control

 Unspiked (UNSPK) = the sample used in conjunction with the matrix spike
 Background (BKG) = the sample used in conjunction with the duplicate

<u>Analysis Name</u>	<u>MS</u> <u>%REC</u>	<u>MSD</u> <u>%REC</u>	<u>MS/MSD</u> <u>Limits</u>	<u>RPD</u> <u>RPD</u>	<u>RPD</u> <u>MAX</u>	<u>BKG</u> <u>Conc</u>	<u>DUP</u> <u>Conc</u>	<u>DUP</u> <u>RPD</u>	<u>Dup RPD</u> <u>Max</u>
1,1-Dichloroethene	103	101	85-142	2	30				
cis-1,2-Dichloroethene	106	108	85-125	1	30				
trans-1,2-Dichloroethene	108	106	87-126	2	30				
1,2-Dichloropropane	110	111	83-124	1	30				
1,3-Dichloropropane	104	104	81-120	0	30				
2,2-Dichloropropane	97	100	81-135	2	30				
1,1-Dichloropropene	103	104	86-137	1	30				
cis-1,3-Dichloropropene	100	102	75-125	1	30				
trans-1,3-Dichloropropene	97	99	74-119	1	30				
Ethanol	89	86	37-164	4	30				
Ethyl t-butyl ether	86	86	74-122	0	30				
Ethylbenzene	105	106	71-134	1	30				
Freon 113	110	111	89-148	0	30				
Hexachlorobutadiene	95	95	56-134	0	30				
2-Hexanone	105	104	55-127	1	30				
di-Isopropyl ether	106	108	70-129	1	30				
Isopropylbenzene	108	109	75-128	0	30				
p-Isopropyltoluene	105	106	76-123	0	30				
Methyl Tertiary Butyl Ether	90	91	72-126	2	30				
4-Methyl-2-pentanone	106	106	63-123	0	30				
Methylene Chloride	102	103	79-120	1	30				
Naphthalene	87	91	52-125	4	30				
n-Propylbenzene	107	107	74-134	0	30				
Styrene	95	98	60-140	3	30				
1,1,1,2-Tetrachloroethane	111	112	82-119	1	30				
1,1,2,2-Tetrachloroethane	104	106	73-119	1	30				
Tetrachloroethene	117	117	80-128	0	30				
Toluene	108	107	80-125	1	30				
1,2,3-Trichlorobenzene	96	99	57-122	3	30				
1,2,4-Trichlorobenzene	101	101	60-122	1	30				
1,1,1-Trichloroethane	105	106	80-143	1	30				
1,1,2-Trichloroethane	106	109	77-124	2	30				
Trichloroethene	108	108	88-133	0	30				
Trichlorofluoromethane	113	111	73-152	2	30				
1,2,3-Trichloropropane	103	106	76-118	3	30				
1,2,4-Trimethylbenzene	102	103	72-130	1	30				
1,3,5-Trimethylbenzene	103	104	72-131	1	30				
Vinyl Chloride	116	113	66-133	3	30				
m+p-Xylene	111	111	79-125	0	30				
o-Xylene	107	107	79-125	0	30				

 Batch number: 10144D20A Sample number(s): 5986527,5986529 UNSPK: P985219
 TPH-GRO N. CA water C6-C12 119 63-154

 Batch number: 10145B20A Sample number(s): 5986531,5986533,5986535,5986537,5986539-5986540 UNSPK: P986765
 TPH-GRO N. CA water C6-C12 127 136 63-154 7 30

 Batch number: 101460033A Sample number(s): 5986527,5986529 UNSPK: P986125
 Ethane 97 93 34-153 4 20
 Ethene 97 93 35-162 3 20
 Methane 97 93 35-157 4 20

Batch number: 101460034A Sample number(s): 5986531,5986533,5986535,5986537 UNSPK: P987886

*- Outside of specification

- (1) The result for one or both determinations was less than five times the LOQ.
- (2) The unspiked result was more than four times the spike added.

Quality Control Summary

Client Name: Chevron Group Number: 1195531
 Reported: 06/02/10 at 09:35 AM

Sample Matrix Quality Control

Unspiked (UNSPK) = the sample used in conjunction with the matrix spike
 Background (BKG) = the sample used in conjunction with the duplicate

<u>Analysis Name</u>	<u>MS</u> <u>%REC</u>	<u>MSD</u> <u>%REC</u>	<u>MS/MSD</u> <u>Limits</u>	<u>RPD</u> <u>RPD</u>	<u>BKG</u> <u>MAX</u> <u>Conc</u>	<u>DUP</u> <u>Conc</u>	<u>DUP</u> <u>RPD</u>	<u>Dup RPD</u> <u>Max</u>
Ethane	83	95	34-153	13	20			
Ethene	90	105	35-162	15	20			
Methane	50 (2)	33 (2)	35-157	3	20			
Batch number: 101465716002	Sample number(s): 5986528,5986530,5986532,5986534,5986536,5986538 UNSPK: P987292 BKG: P987292							
Iron	102		70-130		N.D.	N.D.	0 (1)	20
Manganese	102		70-130		168	171	2	20
Batch number: 10141196602A	Sample number(s): 5986527,5986529,5986531,5986533,5986535,5986537 UNSPK: P986026 BKG: P986026							
Nitrate Nitrogen	106		90-110		300	330	10 (1)	20
Sulfate	96		90-110		5,500	5,700	3 (1)	20
Batch number: 10146049501A	Sample number(s): 5986527,5986529,5986531,5986533,5986535,5986537 UNSPK: P987886 BKG: P987886							
Total Organic Carbon	96		64-141		27,100	27,200	0	4
Batch number: 10141023002A	Sample number(s): 5986527,5986529,5986531,5986533,5986535,5986537 UNSPK: 5986527 BKG: 5986527							
Sulfide	90	90	69-133	0	5	N.D.	N.D.	0 (1)
Batch number: 10146020201A	Sample number(s): 5986527,5986529,5986531,5986533,5986535,5986537 UNSPK: P987886 BKG: P987886							
Alkalinity to pH 4.5	101	87	73-121	6*	5	257,000	259,000	1
Alkalinity to pH 8.3						N.D.	N.D.	0 (1)

Surrogate Quality Control

Surrogate recoveries which are outside of the QC window are confirmed unless attributed to dilution or otherwise noted on the Analysis Report.

Analysis Name: VOCs by 8260B(Extended) -Water
 Batch number: W101461AA

	Dibromofluoromethane	1,2-Dichloroethane-d4	Toluene-d8	4-Bromofluorobenzene
5986527	98	102	96	87
5986529	99	101	96	88
5986531	99	102	95	88
5986533	99	101	96	88
5986535	99	103	96	87
5986537	98	101	95	88
5986539	99	101	95	88
5986540	99	103	95	88
Blank	99	102	95	88
LCS	98	103	98	93
MS	99	102	98	93
MSD	98	100	97	92
Limits:	80-116	77-113	80-113	78-113

*- Outside of specification

- (1) The result for one or both determinations was less than five times the LOQ.
- (2) The unspiked result was more than four times the spike added.

Quality Control Summary

Client Name: Chevron
Reported: 06/02/10 at 09:35 AM

Group Number: 1195531

Surrogate Quality Control

Analysis Name: TPH-GRO N. CA water C6-C12
Batch number: 10144D20A
Trifluorotoluene-F

5986527	93
5986529	93
Blank	91
LCS	111
LCSD	111
MS	114

Limits: 63-135

Analysis Name: TPH-GRO N. CA water C6-C12
Batch number: 10145B20A
Trifluorotoluene-F

5986531	91
5986533	94
5986535	92
5986537	92
5986539	92
5986540	91
Blank	90
LCS	113
LCSD	113
MS	114
MSD	115

Limits: 63-135

Analysis Name: Custom TPH with Ranges (Water)
Batch number: 101440008A
Chlorobenzene Orthoterphenyl

5986527	85	90
5986529	97	100
5986531	89	98
5986533	99	71
5986535	80	73
5986537	89	96
Blank	88	100
LCS	104	91
LCSD	110	101

Limits: 28-152 52-131

Analysis Name: Volatile Headspace Hydrocarbon
Batch number: 101460033A
Propene

5986527	71
5986529	70
Blank	106
LCS	101
MS	85
MSD	85

*- Outside of specification

- (1) The result for one or both determinations was less than five times the LOQ.
- (2) The unspiked result was more than four times the spike added.

Quality Control Summary

Client Name: Chevron
Reported: 06/02/10 at 09:35 AM

Group Number: 1195531

Surrogate Quality Control

Limits: 42-131

Analysis Name: Volatile Headspace Hydrocarbon
Batch number: 101460034A
Propene

5986531	81
5986533	83
5986535	80
5986537	77
Blank	100
LCS	98
MS	72
MSD	76

Limits: 42-131

*- Outside of specification

- (1) The result for one or both determinations was less than five times the LOQ.
- (2) The unspiked result was more than four times the spike added.

Chevron California Region Analysis Request/Chain of Custody



052010-13

Acct. #: 11964

For Lancaster Laboratories use only
Sample #: 5986527-40

SCR#: 252447

119531

Facility #: 206265
 Site Address: 1520 Powell St., Emeryville, CA
 Chevron PM: TOM PAULYS Lead Consultant: ARCADIS
 Consultant/Office: Walnut Creek, CA
 Consultant Prj. Mgr.: Jen Wagner
 Consultant Phone #: 925.296.7819 Fax #: 925.274.1103
 Sampler: LK/RM
 Service Order #: _____ Non SAR: _____

Analyses Requested									
Preservation Codes									
H	H	H	Z	RS	O				
<input type="checkbox"/>	<input type="checkbox"/>	<input type="checkbox"/>	<input type="checkbox"/>	<input type="checkbox"/>	<input type="checkbox"/>				
<input type="checkbox"/>	<input type="checkbox"/>	<input checked="" type="checkbox"/>	<input type="checkbox"/>	<input type="checkbox"/>	<input type="checkbox"/>				
H = HCl T = Thiosulfate N = HNO ₃ B = NaOH S = H ₂ SO ₄ O = Other									
<input type="checkbox"/> J value reporting needed <input type="checkbox"/> Must meet lowest detection limits possible for 8260 compounds 8021 MTBE Confirmation <input type="checkbox"/> Confirm highest hit by 8260 <input type="checkbox"/> Confirm all hits by 8260 <input type="checkbox"/> Run ___ oxy's on highest hit <input type="checkbox"/> Run ___ oxy's on all hits									

Field Point Name	Matrix	Repeat Sample	Top Depth	Year Month Day	Time Collected	New Field Pt.	Grab	Composite	Total Number of Containers	BTEX + MTBE 8260	TPH 8015 MOD GRO	TPH 8015 MOD DRO Silica Gel Cleanup	8260 full scan	Oxygenates	Lead 7420	Mercury, Ethane, Ethene, Ethyne (P&F)	12 Metals/ICP (Hewlett) (EPA 200.7)	Sulfate + Nitrate Nitrogen (EPA 300.0)	Sulfate (SM5005.2-D)	Picarbonate + Alkalinity (25.200P)	TOC (SM5310C)
MW-17	W			20100519	1000		X		16	X	X	X				X	X	X	X	X	X
MW-17-D	W			20100519	1020		X		16	X	X	X				X	X	X	X	X	X
MW-X6	W			20100520	0840		X		16	X	X	X				X	X	X	X	X	X
MW-X9	W			20100520	0940		X		16	X	X	X				X	X	X	X	X	X
MW-X10A	W			20100520	1130		X		16	X	X	X				X	X	X	X	X	X
MW-X11A	W			20100520	1340		X		16	X	X	X				X	X	X	X	X	X
EB-20100520	W			20100520	1400		X		2	X		X									
TB-20100520	W			20100520					2	X		X									

Comments / Remarks
 * Field Filtered

Turnaround Time Requested (TAT) (please circle)

STD. TAT 72 hour 48 hour
 24 hour 4 day 5 day

Data Package Options (please circle if required)

QC Summary Type I - Full
 Type VI (Raw Data) Coelt Deliverable not needed
 WIP (RWQCB)
 Disk

Relinquished by: [Signature] Date: 5/20/10 Time: 1420 Received by: [Signature] Date: 5/20/10 Time: 1430

Relinquished by: [Signature] Date: 5/20/10 Time: 1630 Received by: [Signature] Date: Time:

Relinquished by: _____ Date: _____ Time: _____ Received by: _____ Date: _____ Time: _____

Relinquished by Commercial Carrier: _____ Received by: _____ Date: 5/20/10 Time: 0750

UPS FedEx Other _____

Temperature Upon Receipt: 10.23 °C Custody Seals Intact? Yes No

Lancaster Laboratories Explanation of Symbols and Abbreviations

The following defines common symbols and abbreviations used in reporting technical data:

N.D.	none detected	BMQL	Below Minimum Quantitation Level
TNTC	Too Numerous To Count	MPN	Most Probable Number
IU	International Units	CP Units	cobalt-chloroplatinate units
umhos/cm	micromhos/cm	NTU	nephelometric turbidity units
C	degrees Celsius	F	degrees Fahrenheit
Cal	(diet) calories	lb.	pound(s)
meq	milliequivalents	kg	kilogram(s)
g	gram(s)	mg	milligram(s)
ug	microgram(s)	l	liter(s)
ml	milliliter(s)	ul	microliter(s)
m3	cubic meter(s)	fib >5 um/ml	fibers greater than 5 microns in length per ml
<	less than – The number following the sign is the <u>limit of quantitation</u> , the smallest amount of analyte which can be reliably determined using this specific test.		
>	greater than		
ppm	parts per million – One ppm is equivalent to one milligram per kilogram (mg/kg), or one gram per million grams. For aqueous liquids, ppm is usually taken to be equivalent to milligrams per liter (mg/l), because one liter of water has a weight very close to a kilogram. For gases or vapors, one ppm is equivalent to one microliter of gas per liter of gas.		
ppb	parts per billion		
Dry weight basis	Results printed under this heading have been adjusted for moisture content. This increases the analyte weight concentration to approximate the value present in a similar sample without moisture.		

U.S. EPA data qualifiers:

Organic Qualifiers

A	TIC is a possible aldol-condensation product
B	Analyte was also detected in the blank
C	Pesticide result confirmed by GC/MS
D	Compound quantitated on a diluted sample
E	Concentration exceeds the calibration range of the instrument
J	Estimated value
N	Presumptive evidence of a compound (TICs only)
P	Concentration difference between primary and confirmation columns >25%
U	Compound was not detected
X,Y,Z	Defined in case narrative

Inorganic Qualifiers

B	Value is <CRDL, but ≥IDL
E	Estimated due to interference
M	Duplicate injection precision not met
N	Spike amount not within control limits
S	Method of standard additions (MSA) used for calculation
U	Compound was not detected
W	Post digestion spike out of control limits
*	Duplicate analysis not within control limits
+	Correlation coefficient for MSA <0.995

Analytical test results for methods listed on the laboratories' accreditation scope meet all requirements of NELAC unless otherwise noted under the individual analysis.

Tests results relate only to the sample tested. Clients should be aware that a critical step in a chemical or microbiological analysis is the collection of the sample. Unless the sample analyzed is truly representative of the bulk of material involved, the test results will be meaningless. If you have questions regarding the proper techniques of collecting samples, please contact us. We cannot be held responsible for sample integrity, however, unless sampling has been performed by a member of our staff. This report shall not be reproduced except in full, without the written approval of the laboratory.

WARRANTY AND LIMITS OF LIABILITY – In accepting analytical work, we warrant the accuracy of test results for the sample as submitted. THE FOREGOING EXPRESS WARRANTY IS EXCLUSIVE AND IS GIVEN IN LIEU OF ALL OTHER WARRANTIES, EXPRESSED OR IMPLIED. WE DISCLAIM ANY OTHER WARRANTIES, EXPRESSED OR IMPLIED, INCLUDING A WARRANTY OF FITNESS FOR PARTICULAR PURPOSE AND WARRANTY OF MERCHANTABILITY. IN NO EVENT SHALL LANCASTER LABORATORIES BE LIABLE FOR INDIRECT, SPECIAL, CONSEQUENTIAL, OR INCIDENTAL DAMAGES INCLUDING, BUT NOT LIMITED TO, DAMAGES FOR LOSS OF PROFIT OR GOODWILL REGARDLESS OF (A) THE NEGLIGENCE (EITHER SOLE OR CONCURRENT) OF LANCASTER LABORATORIES AND (B) WHETHER LANCASTER LABORATORIES HAS BEEN INFORMED OF THE POSSIBILITY OF SUCH DAMAGES. We accept no legal responsibility for the purposes for which the client uses the test results. No purchase order or other order for work shall be accepted by Lancaster Laboratories which includes any conditions that vary from the Standard Terms and Conditions of Lancaster Laboratories and we hereby object to any conflicting terms contained in any acceptance or order submitted by client.

ANALYTICAL RESULTS

Prepared by:

Lancaster Laboratories
2425 New Holland Pike
Lancaster, PA 17605-2425

Prepared for:

Chevron
6001 Bollinger Canyon Rd L4310
San Ramon CA 94583

November 05, 2010

Project: 206265

Submittal Date: 10/27/2010
Group Number: 1218185
PO Number: 0015060938
Release Number: BAUHS
State of Sample Origin: CA

<u>Client Sample Description</u>	<u>Lancaster Labs (LLI) #</u>
MW-X9-W-101026 Grab Water	6123599
MW-X9-W-101026 Filtered Grab Water	6123600
MW-X9-D-W-101026 Grab Water	6123601
MW-X9-D-W-101026 Filtered Grab Water	6123602
MW-X6-W-101026 Grab Water	6123603
MW-X6-W-101026 Filtered Grab Water	6123604
QA-T-101026 NA Water	6123605


The specific methodologies used in obtaining the enclosed analytical results are indicated on the Laboratory Sample Analysis Record.

ELECTRONIC Arcadis
COPY TO
ELECTRONIC Arcadis BBL
COPY TOAttn: Angeline Tan

Attn: Jennifer Wagler

Questions? Contact your Client Services Representative
Jill M Parker at (717) 656-2300 Ext. 1241

Respectfully Submitted,



Valerie L. Tomayko
Group Leader

Sample Description: MW-X9-W-101026 Grab Water
Facility# 206265 BBLW
1520 Powell St-Emeryville SLT2007076 MW-X9

LLI Sample # WW 6123599
LLI Group # 1218185
Account # 11964

Project Name: 206265

Collected: 10/26/2010 10:50 by LK

Chevron

6001 Bollinger Canyon Rd L4310
San Ramon CA 94583

Submitted: 10/27/2010 09:00

Reported: 11/05/2010 15:15

MW-X9

CAT No.	Analysis Name	CAS Number	As Received Result	As Received Method Detection Limit	Dilution Factor
GC/MS Volatiles SW-846 8260B			ug/l	ug/l	
10905	Acetone	67-64-1	N.D.	6	1
10905	t-Amyl methyl ether	994-05-8	N.D.	0.5	1
10905	Benzene	71-43-2	N.D.	0.5	1
10905	Bromobenzene	108-86-1	N.D.	1	1
10905	Bromochloromethane	74-97-5	N.D.	1	1
10905	Bromodichloromethane	75-27-4	N.D.	1	1
10905	Bromoform	75-25-2	N.D.	1	1
10905	Bromomethane	74-83-9	N.D.	1	1
10905	2-Butanone	78-93-3	N.D.	3	1
10905	t-Butyl alcohol	75-65-0	N.D.	5	1
10905	n-Butylbenzene	104-51-8	N.D.	1	1
10905	sec-Butylbenzene	135-98-8	N.D.	1	1
10905	tert-Butylbenzene	98-06-6	N.D.	1	1
10905	Carbon Disulfide	75-15-0	N.D.	1	1
10905	Carbon Tetrachloride	56-23-5	N.D.	1	1
10905	Chlorobenzene	108-90-7	2	0.8	1
10905	Chloroethane	75-00-3	N.D.	1	1
10905	2-Chloroethyl Vinyl Ether	110-75-8	N.D.	2	1
2-Chloroethyl vinyl ether may not be recovered if acid was used to preserve this sample.					
10905	Chloroform	67-66-3	N.D.	0.8	1
10905	Chloromethane	74-87-3	N.D.	1	1
10905	2-Chlorotoluene	95-49-8	N.D.	1	1
10905	4-Chlorotoluene	106-43-4	N.D.	1	1
10905	1,2-Dibromo-3-chloropropane	96-12-8	N.D.	2	1
10905	Dibromochloromethane	124-48-1	N.D.	1	1
10905	1,2-Dibromoethane	106-93-4	N.D.	0.5	1
10905	Dibromomethane	74-95-3	N.D.	1	1
10905	1,2-Dichlorobenzene	95-50-1	N.D.	1	1
10905	1,3-Dichlorobenzene	541-73-1	N.D.	1	1
10905	1,4-Dichlorobenzene	106-46-7	N.D.	1	1
10905	Dichlorodifluoromethane	75-71-8	N.D.	2	1
10905	1,1-Dichloroethane	75-34-3	N.D.	1	1
10905	1,2-Dichloroethane	107-06-2	N.D.	0.5	1
10905	1,1-Dichloroethene	75-35-4	N.D.	0.8	1
10905	cis-1,2-Dichloroethene	156-59-2	21	0.8	1
10905	trans-1,2-Dichloroethene	156-60-5	1	0.8	1
10905	1,2-Dichloropropane	78-87-5	N.D.	1	1
10905	1,3-Dichloropropane	142-28-9	N.D.	1	1
10905	2,2-Dichloropropane	594-20-7	N.D.	1	1
10905	1,1-Dichloropropene	563-58-6	N.D.	1	1
10905	cis-1,3-Dichloropropene	10061-01-5	N.D.	1	1
10905	trans-1,3-Dichloropropene	10061-02-6	N.D.	1	1
10905	Ethanol	64-17-5	N.D.	50	1
10905	Ethyl t-butyl ether	637-92-3	N.D.	0.5	1
10905	Ethylbenzene	100-41-4	N.D.	0.5	1
10905	Freon 113	76-13-1	N.D.	2	1
10905	Hexachlorobutadiene	87-68-3	N.D.	2	1
10905	2-Hexanone	591-78-6	N.D.	3	1
10905	di-Isopropyl ether	108-20-3	N.D.	0.5	1

Sample Description: MW-X9-W-101026 Grab Water
Facility# 206265 BBLW
 1520 Powell St-Emeryville SLT2007076 MW-X9

LLI Sample # WW 6123599
LLI Group # 1218185
Account # 11964

Project Name: 206265

Collected: 10/26/2010 10:50 by LK

Chevron

6001 Bollinger Canyon Rd L4310
San Ramon CA 94583

Submitted: 10/27/2010 09:00

Reported: 11/05/2010 15:15

MW-X9

CAT No.	Analysis Name	CAS Number	As Received Result	As Received Method Detection Limit	Dilution Factor
GC/MS Volatiles SW-846 8260B			ug/l	ug/l	
10905	Isopropylbenzene	98-82-8	N.D.	1	1
10905	p-Isopropyltoluene	99-87-6	N.D.	1	1
10905	Methyl Tertiary Butyl Ether	1634-04-4	N.D.	0.5	1
10905	4-Methyl-2-pentanone	108-10-1	N.D.	3	1
10905	Methylene Chloride	75-09-2	N.D.	2	1
10905	Naphthalene	91-20-3	N.D.	1	1
10905	n-Propylbenzene	103-65-1	N.D.	1	1
10905	Styrene	100-42-5	N.D.	1	1
10905	1,1,1,2-Tetrachloroethane	630-20-6	N.D.	1	1
10905	1,1,2,2-Tetrachloroethane	79-34-5	N.D.	1	1
10905	Tetrachloroethene	127-18-4	5	0.8	1
10905	Toluene	108-88-3	N.D.	0.5	1
10905	1,2,3-Trichlorobenzene	87-61-6	N.D.	1	1
10905	1,2,4-Trichlorobenzene	120-82-1	N.D.	1	1
10905	1,1,1-Trichloroethane	71-55-6	N.D.	0.8	1
10905	1,1,2-Trichloroethane	79-00-5	N.D.	0.8	1
10905	Trichloroethene	79-01-6	18	1	1
10905	Trichlorofluoromethane	75-69-4	N.D.	2	1
10905	1,2,3-Trichloropropane	96-18-4	N.D.	1	1
10905	1,2,4-Trimethylbenzene	95-63-6	N.D.	1	1
10905	1,3,5-Trimethylbenzene	108-67-8	N.D.	1	1
10905	Vinyl Chloride	75-01-4	N.D.	1	1
10905	m+p-Xylene	n.a.	N.D.	0.5	1
10905	o-Xylene	95-47-6	N.D.	0.5	1
GC Volatiles SW-846 8015B			ug/l	ug/l	
01728	TPH-GRO N. CA water C6-C12	n.a.	N.D.	50	1
GC Extractable TPH SW-846 8015B modified			ug/l	ug/l	
02740	C11-C36	n.a.	N.D.	52	1
02740	Total TPH	n.a.	N.D.	52	1
GC Miscellaneous RSKSOP-175 08/11/94 modified			ug/l	ug/l	
07105	Ethane	74-84-0	N.D.	1.0	1
07105	Ethene	74-85-1	N.D.	1.0	1
07105	Methane	74-82-8	39	5.0	1
Wet Chemistry EPA 300.0			ug/l	ug/l	
00368	Nitrate Nitrogen	14797-55-8	N.D.	250	5
00228	Sulfate	14808-79-8	25,000	1,500	5
SM20 5310 C			ug/l	ug/l	
00273	Total Organic Carbon	n.a.	4,700	500	1
SM20 2320 B			ug/l as CaCO3	ug/l as CaCO3	



Analysis Report

2425 New Holland Pike, PO Box 12425, Lancaster, PA 17605-2425 • 717-656-2300 Fax: 717-656-2681 • www.lancasterlabs.com

Sample Description: MW-X9-W-101026 Grab Water
Facility# 206265 BBLW
1520 Powell St-Emeryville SLT2007076 MW-X9

LLI Sample # WW 6123599
LLI Group # 1218185
Account # 11964

Project Name: 206265

Collected: 10/26/2010 10:50 by LK

Chevron

6001 Bollinger Canyon Rd L4310
San Ramon CA 94583

Submitted: 10/27/2010 09:00

Reported: 11/05/2010 15:15

MW-X9

CAT No.	Analysis Name	CAS Number	As Received Result	As Received Method Detection Limit	Dilution Factor
Wet Chemistry SM20 2320 B			ug/l as CaCO3	ug/l as CaCO3	
00202	Alkalinity to pH 4.5	n.a.	271,000	460	1
00201	Alkalinity to pH 8.3	n.a.	N.D.	460	1
01454	Bicarbonate Alkalinity	n.a.	271,000	460	1
SM20 4500 S2 D			ug/l	ug/l	
00230	Sulfide	18496-25-8	N.D.	54	1

General Sample Comments

State of California Lab Certification No. 2501

All QC is compliant unless otherwise noted. Please refer to the Quality Control Summary for overall QC performance data and associated samples.

Laboratory Sample Analysis Record

CAT No.	Analysis Name	Method	Trial#	Batch#	Analysis Date and Time	Analyst	Dilution Factor
10905	8260 Full List w/ Sep. Xylenes	SW-846 8260B	1	W103031AA	10/30/2010 16:33	Emily R Styer	1
01163	GC/MS VOA Water Prep	SW-846 5030B	1	W103031AA	10/30/2010 16:33	Emily R Styer	1
01146	GC VOA Water Prep	SW-846 5030B	1	10302A20A	10/29/2010 17:50	Marie D John	1
01728	TPH-GRO N. CA water C6-C12	SW-846 8015B	1	10302A20A	10/29/2010 17:50	Marie D John	1
07105	Volatile Headspace Hydrocarbon	RSKSOP-175 08/11/94 modified	1	103020025A	11/02/2010 05:21	Elizabeth J Marin	1
11181	Custom TPH w/ Ranges Water Ext	SW-846 3510C	1	103030002A	10/31/2010 08:05	Karen R Rettew	1
02740	Custom TPH with Ranges (Water)	SW-846 8015B modified	1	103030002A	11/02/2010 22:30	Heather E Williams	1
00368	Nitrate Nitrogen	EPA 300.0	1	10300196602A	10/28/2010 01:28	Ashley M Adams	5
00228	Sulfate	EPA 300.0	1	10300196602A	10/28/2010 01:28	Ashley M Adams	5
00273	Total Organic Carbon	SM20 5310 C	1	10302049501A	10/29/2010 04:14	James S Mathiot	1
00202	Alkalinity to pH 4.5	SM20 2320 B	1	10306020202A	11/02/2010 09:32	Susan A Engle	1
00201	Alkalinity to pH 8.3	SM20 2320 B	1	10306020202A	11/02/2010 09:32	Susan A Engle	1
01454	Bicarbonate Alkalinity	SM20 2320 B	1	10306020202A	11/02/2010 09:32	Susan A Engle	1
00230	Sulfide	SM20 4500 S2 D	1	10305023001A	11/01/2010 09:55	Susan E Hibner	1



Analysis Report

2425 New Holland Pike, PO Box 12425, Lancaster, PA 17605-2425 • 717-656-2300 Fax: 717-656-2681 • www.lancasterlabs.com

Sample Description: MW-X9-W-101026 Filtered Grab Water
Facility# 206265 BBLW
1520 Powell St-Emeryville SLT2007076 MW-X9

LLI Sample # WW 6123600
LLI Group # 1218185
Account # 11964

Project Name: 206265

Collected: 10/26/2010 10:50 by LK

Chevron

6001 Bollinger Canyon Rd L4310
San Ramon CA 94583

Submitted: 10/27/2010 09:00

Reported: 11/05/2010 15:15

CAT No.	Analysis Name	CAS Number	As Received Result	As Received Method Detection Limit	Dilution Factor
Metals Dissolved					
		EPA 200.7 rev 4.4	ug/l	ug/l	
01754	Iron	7439-89-6	N.D.	52.2	1
07058	Manganese	7439-96-5	413	0.84	1

General Sample Comments

State of California Lab Certification No. 2501
This sample was field filtered for dissolved metals.

All QC is compliant unless otherwise noted. Please refer to the Quality Control Summary for overall QC performance data and associated samples.

Laboratory Sample Analysis Record

CAT No.	Analysis Name	Method	Trial#	Batch#	Analysis Date and Time	Analyst	Dilution Factor
01754	Iron	EPA 200.7 rev 4.4	1	103015716001	10/31/2010 07:00	John W Yanzuk II	1
07058	Manganese	EPA 200.7 rev 4.4	1	103015716001	10/31/2010 07:00	John W Yanzuk II	1
05716	EPA 600 ICP Digest (tot rec)	EPA 200.7 rev 4.4	1	103015716001	10/29/2010 08:43	Denise K Conners	1

Sample Description: MW-X9-D-W-101026 Grab Water
Facility# 206265 BBLW
1520 Powell St-Emeryville SLT2007076 MW-X9-D

LLI Sample # WW 6123601
LLI Group # 1218185
Account # 11964

Project Name: 206265

Collected: 10/26/2010 11:10 by LK

Chevron

6001 Bollinger Canyon Rd L4310
San Ramon CA 94583

Submitted: 10/27/2010 09:00

Reported: 11/05/2010 15:15

MWX9D

CAT No.	Analysis Name	CAS Number	As Received Result	As Received Method Detection Limit	Dilution Factor
GC/MS Volatiles SW-846 8260B			ug/l	ug/l	
10905	Acetone	67-64-1	N.D.	6	1
10905	t-Amyl methyl ether	994-05-8	N.D.	0.5	1
10905	Benzene	71-43-2	N.D.	0.5	1
10905	Bromobenzene	108-86-1	N.D.	1	1
10905	Bromochloromethane	74-97-5	N.D.	1	1
10905	Bromodichloromethane	75-27-4	N.D.	1	1
10905	Bromoform	75-25-2	N.D.	1	1
10905	Bromomethane	74-83-9	N.D.	1	1
10905	2-Butanone	78-93-3	N.D.	3	1
10905	t-Butyl alcohol	75-65-0	N.D.	5	1
10905	n-Butylbenzene	104-51-8	N.D.	1	1
10905	sec-Butylbenzene	135-98-8	N.D.	1	1
10905	tert-Butylbenzene	98-06-6	N.D.	1	1
10905	Carbon Disulfide	75-15-0	N.D.	1	1
10905	Carbon Tetrachloride	56-23-5	N.D.	1	1
10905	Chlorobenzene	108-90-7	2	0.8	1
10905	Chloroethane	75-00-3	N.D.	1	1
10905	2-Chloroethyl Vinyl Ether	110-75-8	N.D.	2	1
2-Chloroethyl vinyl ether may not be recovered if acid was used to preserve this sample.					
10905	Chloroform	67-66-3	N.D.	0.8	1
10905	Chloromethane	74-87-3	N.D.	1	1
10905	2-Chlorotoluene	95-49-8	N.D.	1	1
10905	4-Chlorotoluene	106-43-4	N.D.	1	1
10905	1,2-Dibromo-3-chloropropane	96-12-8	N.D.	2	1
10905	Dibromochloromethane	124-48-1	N.D.	1	1
10905	1,2-Dibromoethane	106-93-4	N.D.	0.5	1
10905	Dibromomethane	74-95-3	N.D.	1	1
10905	1,2-Dichlorobenzene	95-50-1	N.D.	1	1
10905	1,3-Dichlorobenzene	541-73-1	N.D.	1	1
10905	1,4-Dichlorobenzene	106-46-7	N.D.	1	1
10905	Dichlorodifluoromethane	75-71-8	N.D.	2	1
10905	1,1-Dichloroethane	75-34-3	N.D.	1	1
10905	1,2-Dichloroethane	107-06-2	N.D.	0.5	1
10905	1,1-Dichloroethene	75-35-4	N.D.	0.8	1
10905	cis-1,2-Dichloroethene	156-59-2	26	0.8	1
10905	trans-1,2-Dichloroethene	156-60-5	1	0.8	1
10905	1,2-Dichloropropane	78-87-5	N.D.	1	1
10905	1,3-Dichloropropane	142-28-9	N.D.	1	1
10905	2,2-Dichloropropane	594-20-7	N.D.	1	1
10905	1,1-Dichloropropene	563-58-6	N.D.	1	1
10905	cis-1,3-Dichloropropene	10061-01-5	N.D.	1	1
10905	trans-1,3-Dichloropropene	10061-02-6	N.D.	1	1
10905	Ethanol	64-17-5	N.D.	50	1
10905	Ethyl t-butyl ether	637-92-3	N.D.	0.5	1
10905	Ethylbenzene	100-41-4	N.D.	0.5	1
10905	Freon 113	76-13-1	N.D.	2	1
10905	Hexachlorobutadiene	87-68-3	N.D.	2	1
10905	2-Hexanone	591-78-6	N.D.	3	1
10905	di-Isopropyl ether	108-20-3	N.D.	0.5	1

Sample Description: MW-X9-D-W-101026 Grab Water
Facility# 206265 BBLW
1520 Powell St-Emeryville SLT2007076 MW-X9-D

LLI Sample # WW 6123601
LLI Group # 1218185
Account # 11964

Project Name: 206265

Collected: 10/26/2010 11:10 by LK

Chevron

6001 Bollinger Canyon Rd L4310
San Ramon CA 94583

Submitted: 10/27/2010 09:00

Reported: 11/05/2010 15:15

MWX9D

CAT No.	Analysis Name	CAS Number	As Received Result	As Received Method Detection Limit	Dilution Factor
GC/MS Volatiles SW-846 8260B			ug/l	ug/l	
10905	Isopropylbenzene	98-82-8	N.D.	1	1
10905	p-Isopropyltoluene	99-87-6	N.D.	1	1
10905	Methyl Tertiary Butyl Ether	1634-04-4	N.D.	0.5	1
10905	4-Methyl-2-pentanone	108-10-1	N.D.	3	1
10905	Methylene Chloride	75-09-2	N.D.	2	1
10905	Naphthalene	91-20-3	N.D.	1	1
10905	n-Propylbenzene	103-65-1	N.D.	1	1
10905	Styrene	100-42-5	N.D.	1	1
10905	1,1,1,2-Tetrachloroethane	630-20-6	N.D.	1	1
10905	1,1,2,2-Tetrachloroethane	79-34-5	N.D.	1	1
10905	Tetrachloroethene	127-18-4	6	0.8	1
10905	Toluene	108-88-3	N.D.	0.5	1
10905	1,2,3-Trichlorobenzene	87-61-6	N.D.	1	1
10905	1,2,4-Trichlorobenzene	120-82-1	N.D.	1	1
10905	1,1,1-Trichloroethane	71-55-6	N.D.	0.8	1
10905	1,1,2-Trichloroethane	79-00-5	N.D.	0.8	1
10905	Trichloroethene	79-01-6	18	1	1
10905	Trichlorofluoromethane	75-69-4	N.D.	2	1
10905	1,2,3-Trichloropropane	96-18-4	N.D.	1	1
10905	1,2,4-Trimethylbenzene	95-63-6	N.D.	1	1
10905	1,3,5-Trimethylbenzene	108-67-8	N.D.	1	1
10905	Vinyl Chloride	75-01-4	N.D.	1	1
10905	m+p-Xylene	n.a.	N.D.	0.5	1
10905	o-Xylene	95-47-6	N.D.	0.5	1
GC Volatiles SW-846 8015B			ug/l	ug/l	
01728	TPH-GRO N. CA water C6-C12	n.a.	N.D.	50	1
GC Extractable TPH SW-846 8015B modified			ug/l	ug/l	
02740	C11-C36	n.a.	N.D.	47	1
02740	Total TPH	n.a.	N.D.	47	1
GC Miscellaneous RSKSOP-175 08/11/94 modified			ug/l	ug/l	
07105	Ethane	74-84-0	N.D.	1.0	1
07105	Ethene	74-85-1	N.D.	1.0	1
07105	Methane	74-82-8	35	5.0	1
Wet Chemistry EPA 300.0			ug/l	ug/l	
00368	Nitrate Nitrogen	14797-55-8	N.D.	250	5
00228	Sulfate	14808-79-8	25,400	1,500	5
SM20 5310 C			ug/l	ug/l	
00273	Total Organic Carbon	n.a.	4,900	500	1
SM20 2320 B			ug/l as CaCO3	ug/l as CaCO3	



Analysis Report

2425 New Holland Pike, PO Box 12425, Lancaster, PA 17605-2425 • 717-656-2300 Fax: 717-656-2681 • www.lancasterlabs.com

Sample Description: MW-X9-D-W-101026 Grab Water
Facility# 206265 BBLW
1520 Powell St-Emeryville SLT2007076 MW-X9-D

LLI Sample # WW 6123601
LLI Group # 1218185
Account # 11964

Project Name: 206265

Collected: 10/26/2010 11:10 by LK

Chevron

6001 Bollinger Canyon Rd L4310
San Ramon CA 94583

Submitted: 10/27/2010 09:00

Reported: 11/05/2010 15:15

MWX9D

CAT No.	Analysis Name	CAS Number	As Received Result	As Received Method Detection Limit	Dilution Factor
Wet Chemistry SM20 2320 B			ug/l as CaCO3	ug/l as CaCO3	
00202	Alkalinity to pH 4.5	n.a.	273,000	460	1
00201	Alkalinity to pH 8.3	n.a.	N.D.	460	1
01454	Bicarbonate Alkalinity	n.a.	273,000	460	1
SM20 4500 S2 D			ug/l	ug/l	
00230	Sulfide	18496-25-8	N.D.	54	1

General Sample Comments

State of California Lab Certification No. 2501

All QC is compliant unless otherwise noted. Please refer to the Quality Control Summary for overall QC performance data and associated samples.

Laboratory Sample Analysis Record

CAT No.	Analysis Name	Method	Trial#	Batch#	Analysis Date and Time	Analyst	Dilution Factor
10905	8260 Full List w/ Sep. Xylenes	SW-846 8260B	1	W103031AA	10/30/2010 16:56	Emily R Styer	1
01163	GC/MS VOA Water Prep	SW-846 5030B	1	W103031AA	10/30/2010 16:56	Emily R Styer	1
01146	GC VOA Water Prep	SW-846 5030B	1	10302A20A	10/29/2010 18:12	Marie D John	1
01728	TPH-GRO N. CA water C6-C12	SW-846 8015B	1	10302A20A	10/29/2010 18:12	Marie D John	1
07105	Volatile Headspace Hydrocarbon	RSKSOP-175 08/11/94 modified	1	103020025A	11/02/2010 19:05	Elizabeth J Marin	1
11181	Custom TPH w/ Ranges Water Ext	SW-846 3510C	1	103030002A	10/31/2010 08:05	Karen R Rettew	1
02740	Custom TPH with Ranges (Water)	SW-846 8015B modified	1	103030002A	11/02/2010 23:00	Heather E Williams	1
00368	Nitrate Nitrogen	EPA 300.0	1	10300196602A	10/28/2010 01:45	Ashley M Adams	5
00228	Sulfate	EPA 300.0	1	10300196602A	10/28/2010 01:45	Ashley M Adams	5
00273	Total Organic Carbon	SM20 5310 C	1	10302049501B	10/29/2010 04:21	James S Mathiot	1
00202	Alkalinity to pH 4.5	SM20 2320 B	1	10306020202A	11/02/2010 09:32	Susan A Engle	1
00201	Alkalinity to pH 8.3	SM20 2320 B	1	10306020202A	11/02/2010 09:32	Susan A Engle	1
01454	Bicarbonate Alkalinity	SM20 2320 B	1	10306020202A	11/02/2010 09:32	Susan A Engle	1
00230	Sulfide	SM20 4500 S2 D	1	10305023001A	11/01/2010 09:55	Susan E Hibner	1



Analysis Report

2425 New Holland Pike, PO Box 12425, Lancaster, PA 17605-2425 • 717-656-2300 Fax: 717-656-2681 • www.lancasterlabs.com

Sample Description: MW-X9-D-W-101026 Filtered Grab Water
Facility# 206265 BBLW
1520 Powell St-Emeryville SLT2007076 MW-X9-D

LLI Sample # WW 6123602
LLI Group # 1218185
Account # 11964

Project Name: 206265

Collected: 10/26/2010 11:10 by LK

Chevron

6001 Bollinger Canyon Rd L4310
San Ramon CA 94583

Submitted: 10/27/2010 09:00

Reported: 11/05/2010 15:15

CAT No.	Analysis Name	CAS Number	As Received Result	As Received Method Detection Limit	Dilution Factor
Metals Dissolved					
		EPA 200.7 rev 4.4	ug/l	ug/l	
01754	Iron	7439-89-6	N.D.	52.2	1
07058	Manganese	7439-96-5	424	0.84	1

General Sample Comments

State of California Lab Certification No. 2501
This sample was field filtered for dissolved metals.

All QC is compliant unless otherwise noted. Please refer to the Quality Control Summary for overall QC performance data and associated samples.

Laboratory Sample Analysis Record

CAT No.	Analysis Name	Method	Trial#	Batch#	Analysis Date and Time	Analyst	Dilution Factor
01754	Iron	EPA 200.7 rev 4.4	1	103015716001	10/31/2010 07:10	John W Yanzuk II	1
07058	Manganese	EPA 200.7 rev 4.4	1	103015716001	10/31/2010 07:10	John W Yanzuk II	1
05716	EPA 600 ICP Digest (tot rec)	EPA 200.7 rev 4.4	1	103015716001	10/29/2010 08:43	Denise K Conners	1



Analysis Report

2425 New Holland Pike, PO Box 12425, Lancaster, PA 17605-2425 • 717-656-2300 Fax: 717-656-2681 • www.lancasterlabs.com

Sample Description: MW-X6-W-101026 Grab Water
Facility# 206265 BBLW
1520 Powell St-Emeryville SLT2007076 MW-X6

LLI Sample # WW 6123603
LLI Group # 1218185
Account # 11964

Project Name: 206265

Collected: 10/26/2010 14:00 by LK

Chevron

6001 Bollinger Canyon Rd L4310
San Ramon CA 94583

Submitted: 10/27/2010 09:00

Reported: 11/05/2010 15:15

MW-X6

CAT No.	Analysis Name	CAS Number	As Received Result	As Received Method Detection Limit	Dilution Factor
GC/MS Volatiles SW-846 8260B			ug/l	ug/l	
10905	Acetone	67-64-1	N.D.	6	1
10905	t-Amyl methyl ether	994-05-8	N.D.	0.5	1
10905	Benzene	71-43-2	N.D.	0.5	1
10905	Bromobenzene	108-86-1	N.D.	1	1
10905	Bromochloromethane	74-97-5	N.D.	1	1
10905	Bromodichloromethane	75-27-4	N.D.	1	1
10905	Bromoform	75-25-2	N.D.	1	1
10905	Bromomethane	74-83-9	N.D.	1	1
10905	2-Butanone	78-93-3	N.D.	3	1
10905	t-Butyl alcohol	75-65-0	N.D.	5	1
10905	n-Butylbenzene	104-51-8	N.D.	1	1
10905	sec-Butylbenzene	135-98-8	N.D.	1	1
10905	tert-Butylbenzene	98-06-6	N.D.	1	1
10905	Carbon Disulfide	75-15-0	N.D.	1	1
10905	Carbon Tetrachloride	56-23-5	N.D.	1	1
10905	Chlorobenzene	108-90-7	N.D.	0.8	1
10905	Chloroethane	75-00-3	N.D.	1	1
10905	2-Chloroethyl Vinyl Ether	110-75-8	N.D.	2	1
2-Chloroethyl vinyl ether may not be recovered if acid was used to preserve this sample.					
10905	Chloroform	67-66-3	N.D.	0.8	1
10905	Chloromethane	74-87-3	N.D.	1	1
10905	2-Chlorotoluene	95-49-8	N.D.	1	1
10905	4-Chlorotoluene	106-43-4	N.D.	1	1
10905	1,2-Dibromo-3-chloropropane	96-12-8	N.D.	2	1
10905	Dibromochloromethane	124-48-1	N.D.	1	1
10905	1,2-Dibromoethane	106-93-4	N.D.	0.5	1
10905	Dibromomethane	74-95-3	N.D.	1	1
10905	1,2-Dichlorobenzene	95-50-1	N.D.	1	1
10905	1,3-Dichlorobenzene	541-73-1	N.D.	1	1
10905	1,4-Dichlorobenzene	106-46-7	2	1	1
10905	Dichlorodifluoromethane	75-71-8	N.D.	2	1
10905	1,1-Dichloroethane	75-34-3	N.D.	1	1
10905	1,2-Dichloroethane	107-06-2	N.D.	0.5	1
10905	1,1-Dichloroethene	75-35-4	N.D.	0.8	1
10905	cis-1,2-Dichloroethene	156-59-2	2	0.8	1
10905	trans-1,2-Dichloroethene	156-60-5	N.D.	0.8	1
10905	1,2-Dichloropropane	78-87-5	N.D.	1	1
10905	1,3-Dichloropropane	142-28-9	N.D.	1	1
10905	2,2-Dichloropropane	594-20-7	N.D.	1	1
10905	1,1-Dichloropropene	563-58-6	N.D.	1	1
10905	cis-1,3-Dichloropropene	10061-01-5	N.D.	1	1
10905	trans-1,3-Dichloropropene	10061-02-6	N.D.	1	1
10905	Ethanol	64-17-5	N.D.	50	1
10905	Ethyl t-butyl ether	637-92-3	N.D.	0.5	1
10905	Ethylbenzene	100-41-4	N.D.	0.5	1
10905	Freon 113	76-13-1	N.D.	2	1
10905	Hexachlorobutadiene	87-68-3	N.D.	2	1
10905	2-Hexanone	591-78-6	N.D.	3	1
10905	di-Isopropyl ether	108-20-3	N.D.	0.5	1

Sample Description: MW-X6-W-101026 Grab Water
Facility# 206265 BBLW
 1520 Powell St-Emeryville SLT2007076 MW-X6

LLI Sample # WW 6123603
LLI Group # 1218185
Account # 11964

Project Name: 206265

Collected: 10/26/2010 14:00 by LK

Chevron

6001 Bollinger Canyon Rd L4310
San Ramon CA 94583

Submitted: 10/27/2010 09:00

Reported: 11/05/2010 15:15

MW-X6

CAT No.	Analysis Name	CAS Number	As Received Result	As Received Method Detection Limit	Dilution Factor
GC/MS Volatiles SW-846 8260B			ug/l	ug/l	
10905	Isopropylbenzene	98-82-8	N.D.	1	1
10905	p-Isopropyltoluene	99-87-6	N.D.	1	1
10905	Methyl Tertiary Butyl Ether	1634-04-4	N.D.	0.5	1
10905	4-Methyl-2-pentanone	108-10-1	N.D.	3	1
10905	Methylene Chloride	75-09-2	N.D.	2	1
10905	Naphthalene	91-20-3	N.D.	1	1
10905	n-Propylbenzene	103-65-1	N.D.	1	1
10905	Styrene	100-42-5	N.D.	1	1
10905	1,1,1,2-Tetrachloroethane	630-20-6	N.D.	1	1
10905	1,1,2,2-Tetrachloroethane	79-34-5	N.D.	1	1
10905	Tetrachloroethene	127-18-4	N.D.	0.8	1
10905	Toluene	108-88-3	N.D.	0.5	1
10905	1,2,3-Trichlorobenzene	87-61-6	N.D.	1	1
10905	1,2,4-Trichlorobenzene	120-82-1	N.D.	1	1
10905	1,1,1-Trichloroethane	71-55-6	N.D.	0.8	1
10905	1,1,2-Trichloroethane	79-00-5	N.D.	0.8	1
10905	Trichloroethene	79-01-6	N.D.	1	1
10905	Trichlorofluoromethane	75-69-4	N.D.	2	1
10905	1,2,3-Trichloropropane	96-18-4	N.D.	1	1
10905	1,2,4-Trimethylbenzene	95-63-6	N.D.	1	1
10905	1,3,5-Trimethylbenzene	108-67-8	N.D.	1	1
10905	Vinyl Chloride	75-01-4	N.D.	1	1
10905	m+p-Xylene	n.a.	N.D.	0.5	1
10905	o-Xylene	95-47-6	N.D.	0.5	1
GC Volatiles SW-846 8015B			ug/l	ug/l	
01728	TPH-GRO N. CA water C6-C12	n.a.	N.D.	50	1
GC Extractable TPH SW-846 8015B modified			ug/l	ug/l	
02740	C11-C36	n.a.	N.D.	51	1
02740	Total TPH	n.a.	N.D.	51	1
GC Miscellaneous RSKSOP-175 08/11/94 modified			ug/l	ug/l	
07105	Ethane	74-84-0	N.D.	1.0	1
07105	Ethene	74-85-1	N.D.	1.0	1
07105	Methane	74-82-8	110	5.0	1
Wet Chemistry EPA 300.0			ug/l	ug/l	
00368	Nitrate Nitrogen	14797-55-8	N.D.	250	5
00228	Sulfate	14808-79-8	23,900	1,500	5
SM20 5310 C			ug/l	ug/l	
00273	Total Organic Carbon	n.a.	4,900	500	1
SM20 2320 B			ug/l as CaCO3	ug/l as CaCO3	

Sample Description: MW-X6-W-101026 Grab Water
Facility# 206265 BBLW
 1520 Powell St-Emeryville SLT2007076 MW-X6

LLI Sample # WW 6123603
LLI Group # 1218185
Account # 11964

Project Name: 206265

Collected: 10/26/2010 14:00 by LK

Chevron

6001 Bollinger Canyon Rd L4310
San Ramon CA 94583

Submitted: 10/27/2010 09:00

Reported: 11/05/2010 15:15

MW-X6

CAT No.	Analysis Name	CAS Number	As Received Result	As Received Method Detection Limit	Dilution Factor
Wet Chemistry SM20 2320 B			ug/l as CaCO3	ug/l as CaCO3	
00202	Alkalinity to pH 4.5	n.a.	244,000	460	1
00201	Alkalinity to pH 8.3	n.a.	N.D.	460	1
01454	Bicarbonate Alkalinity	n.a.	244,000	460	1
SM20 4500 S2 D			ug/l	ug/l	
00230	Sulfide	18496-25-8	N.D.	54	1

General Sample Comments

State of California Lab Certification No. 2501

All QC is compliant unless otherwise noted. Please refer to the Quality Control Summary for overall QC performance data and associated samples.

Laboratory Sample Analysis Record

CAT No.	Analysis Name	Method	Trial#	Batch#	Analysis Date and Time	Analyst	Dilution Factor
10905	8260 Full List w/ Sep. Xylenes	SW-846 8260B	1	W103031AA	10/30/2010 17:20	Emily R Styer	1
01163	GC/MS VOA Water Prep	SW-846 5030B	1	W103031AA	10/30/2010 17:20	Emily R Styer	1
01146	GC VOA Water Prep	SW-846 5030B	1	10302A20A	10/29/2010 18:34	Marie D John	1
01728	TPH-GRO N. CA water C6-C12	SW-846 8015B	1	10302A20A	10/29/2010 18:34	Marie D John	1
07105	Volatile Headspace Hydrocarbon	RSKSOP-175 08/11/94 modified	1	103020025A	11/02/2010 05:52	Elizabeth J Marin	1
11181	Custom TPH w/ Ranges Water Ext	SW-846 3510C	1	103030002A	10/31/2010 08:05	Karen R Rettew	1
02740	Custom TPH with Ranges (Water)	SW-846 8015B modified	1	103030002A	11/02/2010 23:29	Heather E Williams	1
00368	Nitrate Nitrogen	EPA 300.0	1	10300196602A	10/28/2010 02:02	Ashley M Adams	5
00228	Sulfate	EPA 300.0	1	10300196602A	10/28/2010 02:02	Ashley M Adams	5
00273	Total Organic Carbon	SM20 5310 C	1	10302049501B	10/29/2010 04:29	James S Mathiot	1
00202	Alkalinity to pH 4.5	SM20 2320 B	1	10306020202A	11/02/2010 09:32	Susan A Engle	1
00201	Alkalinity to pH 8.3	SM20 2320 B	1	10306020202A	11/02/2010 09:32	Susan A Engle	1
01454	Bicarbonate Alkalinity	SM20 2320 B	1	10306020202A	11/02/2010 09:32	Susan A Engle	1
00230	Sulfide	SM20 4500 S2 D	1	10305023001A	11/01/2010 09:55	Susan E Hibner	1



Analysis Report

2425 New Holland Pike, PO Box 12425, Lancaster, PA 17605-2425 • 717-656-2300 Fax: 717-656-2681 • www.lancasterlabs.com

Sample Description: MW-X6-W-101026 Filtered Grab Water
Facility# 206265 BBLW
1520 Powell St-Emeryville SLT2007076 MW-X6

LLI Sample # WW 6123604
LLI Group # 1218185
Account # 11964

Project Name: 206265

Collected: 10/26/2010 14:00 by LK

Chevron

6001 Bollinger Canyon Rd L4310
San Ramon CA 94583

Submitted: 10/27/2010 09:00

Reported: 11/05/2010 15:15

CAT No.	Analysis Name	CAS Number	As Received Result	As Received Method Detection Limit	Dilution Factor
Metals Dissolved					
		EPA 200.7 rev 4.4	ug/l	ug/l	
01754	Iron	7439-89-6	195	52.2	1
07058	Manganese	7439-96-5	1,590	0.84	1

General Sample Comments

State of California Lab Certification No. 2501
This sample was field filtered for dissolved metals.

All QC is compliant unless otherwise noted. Please refer to the Quality Control Summary for overall QC performance data and associated samples.

Laboratory Sample Analysis Record

CAT No.	Analysis Name	Method	Trial#	Batch#	Analysis Date and Time	Analyst	Dilution Factor
01754	Iron	EPA 200.7 rev 4.4	1	103015716001	10/31/2010 07:14	John W Yanzuk II	1
07058	Manganese	EPA 200.7 rev 4.4	1	103015716001	10/31/2010 07:14	John W Yanzuk II	1
05716	EPA 600 ICP Digest (tot rec)	EPA 200.7 rev 4.4	1	103015716001	10/29/2010 08:43	Denise K Conners	1

Sample Description: QA-T-101026 NA Water
Facility# 206265 BBLW
1520 Powell St-Emeryville SLT2007076 QA

LLI Sample # WW 6123605
LLI Group # 1218185
Account # 11964

Project Name: 206265

Collected: 10/26/2010

Chevron

Submitted: 10/27/2010 09:00

6001 Bollinger Canyon Rd L4310

Reported: 11/05/2010 15:15

San Ramon CA 94583

X6TRB

CAT No.	Analysis Name	CAS Number	As Received Result	As Received Method Detection Limit	Dilution Factor
GC/MS Volatiles SW-846 8260B			ug/l	ug/l	
10905	Acetone	67-64-1	N.D.	6	1
10905	t-Amyl methyl ether	994-05-8	N.D.	0.5	1
10905	Benzene	71-43-2	N.D.	0.5	1
10905	Bromobenzene	108-86-1	N.D.	1	1
10905	Bromochloromethane	74-97-5	N.D.	1	1
10905	Bromodichloromethane	75-27-4	N.D.	1	1
10905	Bromoform	75-25-2	N.D.	1	1
10905	Bromomethane	74-83-9	N.D.	1	1
10905	2-Butanone	78-93-3	N.D.	3	1
10905	t-Butyl alcohol	75-65-0	N.D.	5	1
10905	n-Butylbenzene	104-51-8	N.D.	1	1
10905	sec-Butylbenzene	135-98-8	N.D.	1	1
10905	tert-Butylbenzene	98-06-6	N.D.	1	1
10905	Carbon Disulfide	75-15-0	N.D.	1	1
10905	Carbon Tetrachloride	56-23-5	N.D.	1	1
10905	Chlorobenzene	108-90-7	N.D.	0.8	1
10905	Chloroethane	75-00-3	N.D.	1	1
10905	2-Chloroethyl Vinyl Ether	110-75-8	N.D.	2	1
2-Chloroethyl vinyl ether may not be recovered if acid was used to preserve this sample.					
10905	Chloroform	67-66-3	N.D.	0.8	1
10905	Chloromethane	74-87-3	N.D.	1	1
10905	2-Chlorotoluene	95-49-8	N.D.	1	1
10905	4-Chlorotoluene	106-43-4	N.D.	1	1
10905	1,2-Dibromo-3-chloropropane	96-12-8	N.D.	2	1
10905	Dibromochloromethane	124-48-1	N.D.	1	1
10905	1,2-Dibromoethane	106-93-4	N.D.	0.5	1
10905	Dibromomethane	74-95-3	N.D.	1	1
10905	1,2-Dichlorobenzene	95-50-1	N.D.	1	1
10905	1,3-Dichlorobenzene	541-73-1	N.D.	1	1
10905	1,4-Dichlorobenzene	106-46-7	N.D.	1	1
10905	Dichlorodifluoromethane	75-71-8	N.D.	2	1
10905	1,1-Dichloroethane	75-34-3	N.D.	1	1
10905	1,2-Dichloroethane	107-06-2	N.D.	0.5	1
10905	1,1-Dichloroethene	75-35-4	N.D.	0.8	1
10905	cis-1,2-Dichloroethene	156-59-2	N.D.	0.8	1
10905	trans-1,2-Dichloroethene	156-60-5	N.D.	0.8	1
10905	1,2-Dichloropropane	78-87-5	N.D.	1	1
10905	1,3-Dichloropropane	142-28-9	N.D.	1	1
10905	2,2-Dichloropropane	594-20-7	N.D.	1	1
10905	1,1-Dichloropropene	563-58-6	N.D.	1	1
10905	cis-1,3-Dichloropropene	10061-01-5	N.D.	1	1
10905	trans-1,3-Dichloropropene	10061-02-6	N.D.	1	1
10905	Ethanol	64-17-5	N.D.	50	1
10905	Ethyl t-butyl ether	637-92-3	N.D.	0.5	1
10905	Ethylbenzene	100-41-4	N.D.	0.5	1
10905	Freon 113	76-13-1	N.D.	2	1
10905	Hexachlorobutadiene	87-68-3	N.D.	2	1
10905	2-Hexanone	591-78-6	N.D.	3	1
10905	di-Isopropyl ether	108-20-3	N.D.	0.5	1

Sample Description: QA-T-101026 NA Water
Facility# 206265 BBLW
1520 Powell St-Emeryville SLT2007076 QA

LLI Sample # WW 6123605
LLI Group # 1218185
Account # 11964

Project Name: 206265

Collected: 10/26/2010

Chevron

Submitted: 10/27/2010 09:00

6001 Bollinger Canyon Rd L4310

Reported: 11/05/2010 15:15

San Ramon CA 94583

X6TRB

CAT No.	Analysis Name	CAS Number	As Received Result	As Received Method Detection Limit	Dilution Factor
GC/MS Volatiles SW-846 8260B			ug/l	ug/l	
10905	Isopropylbenzene	98-82-8	N.D.	1	1
10905	p-Isopropyltoluene	99-87-6	N.D.	1	1
10905	Methyl Tertiary Butyl Ether	1634-04-4	N.D.	0.5	1
10905	4-Methyl-2-pentanone	108-10-1	N.D.	3	1
10905	Methylene Chloride	75-09-2	N.D.	2	1
10905	Naphthalene	91-20-3	N.D.	1	1
10905	n-Propylbenzene	103-65-1	N.D.	1	1
10905	Styrene	100-42-5	N.D.	1	1
10905	1,1,1,2-Tetrachloroethane	630-20-6	N.D.	1	1
10905	1,1,2,2-Tetrachloroethane	79-34-5	N.D.	1	1
10905	Tetrachloroethene	127-18-4	N.D.	0.8	1
10905	Toluene	108-88-3	N.D.	0.5	1
10905	1,2,3-Trichlorobenzene	87-61-6	N.D.	1	1
10905	1,2,4-Trichlorobenzene	120-82-1	N.D.	1	1
10905	1,1,1-Trichloroethane	71-55-6	N.D.	0.8	1
10905	1,1,2-Trichloroethane	79-00-5	N.D.	0.8	1
10905	Trichloroethene	79-01-6	N.D.	1	1
10905	Trichlorofluoromethane	75-69-4	N.D.	2	1
10905	1,2,3-Trichloropropane	96-18-4	N.D.	1	1
10905	1,2,4-Trimethylbenzene	95-63-6	N.D.	1	1
10905	1,3,5-Trimethylbenzene	108-67-8	N.D.	1	1
10905	Vinyl Chloride	75-01-4	N.D.	1	1
10905	m+p-Xylene	n.a.	N.D.	0.5	1
10905	o-Xylene	95-47-6	N.D.	0.5	1
GC Volatiles SW-846 8015B			ug/l	ug/l	
01728	TPH-GRO N. CA water C6-C12	n.a.	N.D.	50	1

General Sample Comments

State of California Lab Certification No. 2501

All QC is compliant unless otherwise noted. Please refer to the Quality Control Summary for overall QC performance data and associated samples.

Laboratory Sample Analysis Record

CAT No.	Analysis Name	Method	Trial#	Batch#	Analysis Date and Time	Analyst	Dilution Factor
10905	8260 Full List w/ Sep. Xylenes	SW-846 8260B	1	W103031AA	10/30/2010 14:35	Emily R Styer	1
01163	GC/MS VOA Water Prep	SW-846 5030B	1	W103031AA	10/30/2010 14:35	Emily R Styer	1
01146	GC VOA Water Prep	SW-846 5030B	1	10302A20A	10/29/2010 16:45	Marie D John	1
01728	TPH-GRO N. CA water C6-C12	SW-846 8015B	1	10302A20A	10/29/2010 16:45	Marie D John	1

Quality Control Summary

 Client Name: Chevron
 Reported: 11/05/10 at 03:15 PM

Group Number: 1218185

Matrix QC may not be reported if site-specific QC samples were not submitted. In these situations, to demonstrate precision and accuracy at a batch level, a LCS/LCSD was performed, unless otherwise specified in the method.

Laboratory Compliance Quality Control

<u>Analysis Name</u>	<u>Blank Result</u>	<u>Blank MDL</u>	<u>Report Units</u>	<u>LCS %REC</u>	<u>LCSD %REC</u>	<u>LCS/LCSD Limits</u>	<u>RPD</u>	<u>RPD Max</u>
Batch number: W103031AA	Sample number(s): 6123599,6123601,6123603,6123605							
Acetone	N.D.	6.	ug/l	163		49-234		
t-Amyl methyl ether	N.D.	0.5	ug/l	92		77-120		
Benzene	N.D.	0.5	ug/l	101		79-120		
Bromobenzene	N.D.	1.	ug/l	99		80-120		
Bromochloromethane	N.D.	1.	ug/l	96		80-120		
Bromodichloromethane	N.D.	1.	ug/l	103		80-120		
Bromoform	N.D.	1.	ug/l	107		61-120		
Bromomethane	N.D.	1.	ug/l	71		44-120		
2-Butanone	N.D.	3.	ug/l	126		66-151		
t-Butyl alcohol	N.D.	5.	ug/l	105		62-129		
n-Butylbenzene	N.D.	1.	ug/l	85		74-120		
sec-Butylbenzene	N.D.	1.	ug/l	84		78-120		
tert-Butylbenzene	N.D.	1.	ug/l	87		80-120		
Carbon Disulfide	N.D.	1.	ug/l	113		62-120		
Carbon Tetrachloride	N.D.	1.	ug/l	119		75-123		
Chlorobenzene	N.D.	0.8	ug/l	103		80-120		
Chloroethane	N.D.	1.	ug/l	71		49-129		
2-Chloroethyl Vinyl Ether	N.D.	2.	ug/l	88		56-129		
Chloroform	N.D.	0.8	ug/l	103		77-122		
Chloromethane	N.D.	1.	ug/l	76		60-129		
2-Chlorotoluene	N.D.	1.	ug/l	93		80-120		
4-Chlorotoluene	N.D.	1.	ug/l	96		80-120		
1,2-Dibromo-3-chloropropane	N.D.	2.	ug/l	91		66-120		
Dibromochloromethane	N.D.	1.	ug/l	108		80-120		
1,2-Dibromoethane	N.D.	0.5	ug/l	105		80-120		
Dibromomethane	N.D.	1.	ug/l	101		80-120		
1,2-Dichlorobenzene	N.D.	1.	ug/l	99		80-120		
1,3-Dichlorobenzene	N.D.	1.	ug/l	95		80-120		
1,4-Dichlorobenzene	N.D.	1.	ug/l	96		80-120		
Dichlorodifluoromethane	N.D.	2.	ug/l	94		47-120		
1,1-Dichloroethane	N.D.	1.	ug/l	103		79-120		
1,2-Dichloroethane	N.D.	0.5	ug/l	106		70-130		
1,1-Dichloroethene	N.D.	0.8	ug/l	108		74-123		
cis-1,2-Dichloroethene	N.D.	0.8	ug/l	103		80-120		
trans-1,2-Dichloroethene	N.D.	0.8	ug/l	104		80-120		
1,2-Dichloropropane	N.D.	1.	ug/l	100		78-120		
1,3-Dichloropropane	N.D.	1.	ug/l	103		80-120		
2,2-Dichloropropane	N.D.	1.	ug/l	110		77-124		
1,1-Dichloropropene	N.D.	1.	ug/l	104		80-120		
cis-1,3-Dichloropropene	N.D.	1.	ug/l	93		80-120		
trans-1,3-Dichloropropene	N.D.	1.	ug/l	103		79-120		
Ethanol	N.D.	50.	ug/l	101		54-149		
Ethyl t-butyl ether	N.D.	0.5	ug/l	93		76-120		
Ethylbenzene	N.D.	0.5	ug/l	97		79-120		
Freon 113	N.D.	2.	ug/l	120		69-128		
Hexachlorobutadiene	N.D.	2.	ug/l	95		58-120		

*- Outside of specification

- (1) The result for one or both determinations was less than five times the LOQ.
- (2) The unspiked result was more than four times the spike added.

Quality Control Summary

Client Name: Chevron

Group Number: 1218185

Reported: 11/05/10 at 03:15 PM

<u>Analysis Name</u>	<u>Blank Result</u>	<u>Blank MDL</u>	<u>Report Units</u>	<u>LCS %REC</u>	<u>LCSD %REC</u>	<u>LCS/LCSD Limits</u>	<u>RPD</u>	<u>RPD Max</u>
2-Hexanone	N.D.	3.	ug/l	112		65-136		
di-Isopropyl ether	N.D.	0.5	ug/l	101		71-124		
Isopropylbenzene	N.D.	1.	ug/l	90		77-120		
p-Isopropyltoluene	N.D.	1.	ug/l	88		80-120		
Methyl Tertiary Butyl Ether	N.D.	0.5	ug/l	102		76-120		
4-Methyl-2-pentanone	N.D.	3.	ug/l	92		70-121		
Methylene Chloride	N.D.	2.	ug/l	99		80-120		
Naphthalene	N.D.	1.	ug/l	80		62-120		
n-Propylbenzene	N.D.	1.	ug/l	91		80-120		
Styrene	N.D.	1.	ug/l	93		80-120		
1,1,1,2-Tetrachloroethane	N.D.	1.	ug/l	108		80-120		
1,1,2,2-Tetrachloroethane	N.D.	1.	ug/l	89		71-120		
Tetrachloroethene	N.D.	0.8	ug/l	107		80-121		
Toluene	N.D.	0.5	ug/l	99		79-120		
1,2,3-Trichlorobenzene	N.D.	1.	ug/l	80		65-120		
1,2,4-Trichlorobenzene	N.D.	1.	ug/l	79		67-120		
1,1,1-Trichloroethane	N.D.	0.8	ug/l	110		75-127		
1,1,2-Trichloroethane	N.D.	0.8	ug/l	104		80-120		
Trichloroethene	N.D.	1.	ug/l	102		80-120		
Trichlorofluoromethane	N.D.	2.	ug/l	103		64-129		
1,2,3-Trichloropropane	N.D.	1.	ug/l	96		80-120		
1,2,4-Trimethylbenzene	N.D.	1.	ug/l	91		74-120		
1,3,5-Trimethylbenzene	N.D.	1.	ug/l	90		75-120		
Vinyl Chloride	N.D.	1.	ug/l	82		65-125		
m+p-Xylene	N.D.	0.5	ug/l	100		80-120		
o-Xylene	N.D.	0.5	ug/l	93		80-120		
Batch number: 10302A20A	Sample number(s): 6123599,6123601,6123603,6123605							
TPH-GRO N. CA water C6-C12	N.D.	50.	ug/l	127	127	75-135	0	30
Batch number: 103030002A	Sample number(s): 6123599,6123601,6123603							
C11-C36	N.D.	50.	ug/l					
Total TPH	N.D.	50.	ug/l	86	93	60-120	7	20
Batch number: 103020025A	Sample number(s): 6123599,6123601,6123603							
Ethane	N.D.	1.0	ug/l	102		80-120		
Ethene	N.D.	1.0	ug/l	102		80-120		
Methane	N.D.	5.0	ug/l	98		80-120		
Batch number: 103015716001	Sample number(s): 6123600,6123602,6123604							
Iron	N.D.	52.2	ug/l	100		90-110		
Manganese	N.D.	0.84	ug/l	101		85-115		
Batch number: 10300196602A	Sample number(s): 6123599,6123601,6123603							
Nitrate Nitrogen	N.D.	50.	ug/l	100		90-110		
Sulfate	N.D.	300.	ug/l	100		89-110		
Batch number: 10302049501A	Sample number(s): 6123599							
Total Organic Carbon	N.D.	500.	ug/l	105		91-113		
Batch number: 10302049501B	Sample number(s): 6123601,6123603							
Total Organic Carbon	N.D.	500.	ug/l	105		91-113		
Batch number: 10305023001A	Sample number(s): 6123599,6123601,6123603							
Sulfide	N.D.	54.	ug/l	108		90-110		
Batch number: 10306020202A	Sample number(s): 6123599,6123601,6123603							
Alkalinity to pH 4.5	N.D.	460.	ug/l as	100		98-103		

*- Outside of specification

- (1) The result for one or both determinations was less than five times the LOQ.
- (2) The unspiked result was more than four times the spike added.

Quality Control Summary

Client Name: Chevron

Group Number: 1218185

Reported: 11/05/10 at 03:15 PM

<u>Analysis Name</u>	<u>Blank Result</u>	<u>Blank MDL</u>	<u>Report Units</u> CaCO3	<u>LCS %REC</u>	<u>LCSD %REC</u>	<u>LCS/LCSD Limits</u>	<u>RPD</u>	<u>RPD Max</u>
----------------------	---------------------	------------------	------------------------------	-----------------	------------------	------------------------	------------	----------------

Sample Matrix Quality Control

Unspiked (UNSPK) = the sample used in conjunction with the matrix spike

Background (BKG) = the sample used in conjunction with the duplicate

<u>Analysis Name</u>	<u>MS %REC</u>	<u>MSD %REC</u>	<u>MS/MSD Limits</u>	<u>RPD</u>	<u>RPD MAX</u>	<u>BKG Conc</u>	<u>DUP Conc</u>	<u>DUP RPD</u>	<u>Dup RPD Max</u>
Batch number: W103031AA	Sample number(s): 6123599,6123601,6123603,6123605 UNSPK: P123630								
Acetone	84	74	52-139	13	30				
t-Amyl methyl ether	87	88	75-122	2	30				
Benzene	101	101	80-126	1	30				
Bromobenzene	103	99	82-115	4	30				
Bromochloromethane	98	96	83-123	2	30				
Bromodichloromethane	102	101	78-125	1	30				
Bromoform	104	103	60-121	0	30				
Bromomethane	76	76	38-149	0	30				
2-Butanone	90	88	57-138	2	30				
t-Butyl alcohol	100	99	67-119	1	30				
n-Butylbenzene	78	80	73-128	4	30				
sec-Butylbenzene	82	84	79-125	2	30				
tert-Butylbenzene	91	86	81-121	6	30				
Carbon Disulfide	101	91	67-135	10	30				
Carbon Tetrachloride	117	117	81-138	1	30				
Chlorobenzene	102	101	87-124	1	30				
Chloroethane	75	72	51-145	3	30				
2-Chloroethyl Vinyl Ether	0*	0*	10-151	0	30				
Chloroform	105	102	81-134	3	30				
Chloromethane	92	93	67-154	1	30				
2-Chlorotoluene	100	95	82-118	6	30				
4-Chlorotoluene	102	96	84-122	6	30				
1,2-Dibromo-3-chloropropane	85	80	66-121	6	30				
Dibromochloromethane	105	106	74-116	0	30				
1,2-Dibromoethane	100	98	77-116	2	30				
Dibromomethane	101	99	83-119	2	30				
1,2-Dichlorobenzene	93	94	84-119	1	30				
1,3-Dichlorobenzene	92	94	86-121	2	30				
1,4-Dichlorobenzene	93	94	85-121	1	30				
Dichlorodifluoromethane	108	108	52-129	0	30				
1,1-Dichloroethane	101	92	84-129	10	30				
1,2-Dichloroethane	104	102	66-141	1	30				
1,1-Dichloroethene	102	90	85-142	12	30				
cis-1,2-Dichloroethene	100	100	85-125	0	30				
trans-1,2-Dichloroethene	102	93	87-126	9	30				
1,2-Dichloropropane	97	98	83-124	0	30				
1,3-Dichloropropane	91	97	81-120	7	30				
2,2-Dichloropropane	106	106	81-135	1	30				
1,1-Dichloropropene	103	103	86-137	1	30				
cis-1,3-Dichloropropene	91	93	75-125	2	30				
trans-1,3-Dichloropropene	96	97	74-119	1	30				
Ethanol	98	89	37-164	9	30				
Ethyl t-butyl ether	86	85	74-122	1	30				
Ethylbenzene	98	97	71-134	1	30				

*- Outside of specification

- (1) The result for one or both determinations was less than five times the LOQ.
- (2) The unspiked result was more than four times the spike added.

Quality Control Summary

 Client Name: Chevron
 Reported: 11/05/10 at 03:15 PM

Group Number: 1218185

Sample Matrix Quality Control

 Unspiked (UNSPK) = the sample used in conjunction with the matrix spike
 Background (BKG) = the sample used in conjunction with the duplicate

<u>Analysis Name</u>	<u>MS</u> <u>%REC</u>	<u>MSD</u> <u>%REC</u>	<u>MS/MSD</u> <u>Limits</u>	<u>RPD</u> <u>RPD</u>	<u>RPD</u> <u>MAX</u>	<u>BKG</u> <u>Conc</u>	<u>DUP</u> <u>Conc</u>	<u>DUP</u> <u>RPD</u>	<u>Dup RPD</u> <u>Max</u>
Freon 113	111	103	89-148	7	30				
Hexachlorobutadiene	89	86	56-134	4	30				
2-Hexanone	86	86	55-127	0	30				
di-Isopropyl ether	94	87	70-129	8	30				
Isopropylbenzene	90	93	75-128	3	30				
p-Isopropyltoluene	84	85	76-123	1	30				
Methyl Tertiary Butyl Ether	93	87	72-126	7	30				
4-Methyl-2-pentanone	90	88	63-123	2	30				
Methylene Chloride	93	85	79-120	10	30				
Naphthalene	71	70	52-125	1	30				
n-Propylbenzene	98	93	74-134	6	30				
Styrene	96	96	78-125	0	30				
1,1,1,2-Tetrachloroethane	108	106	82-119	2	30				
1,1,2,2-Tetrachloroethane	94	90	73-119	5	30				
Tetrachloroethene	99	103	80-128	3	30				
Toluene	102	102	80-125	0	30				
1,2,3-Trichlorobenzene	76	73	69-119	5	30				
1,2,4-Trichlorobenzene	74	71	70-124	3	30				
1,1,1-Trichloroethane	106	104	80-143	2	30				
1,1,2-Trichloroethane	98	98	77-124	1	30				
Trichloroethene	104	101	88-133	3	30				
Trichlorofluoromethane	108	101	73-152	6	30				
1,2,3-Trichloropropane	100	94	76-118	6	30				
1,2,4-Trimethylbenzene	97	92	72-130	6	30				
1,3,5-Trimethylbenzene	96	91	72-131	5	30				
Vinyl Chloride	92	92	66-133	0	30				
m+p-Xylene	100	100	79-125	1	30				
o-Xylene	96	94	79-125	3	30				
Batch number: 10302A20A Sample number(s): 6123599,6123601,6123603,6123605 UNSPK: 6123599									
TPH-GRO N. CA water C6-C12	136		63-154						
Batch number: 103020025A Sample number(s): 6123599,6123601,6123603 UNSPK: P123542									
Ethane	97	42	34-153	78*	20				
Ethene	102	43	35-162	82*	20				
Methane	95	32*	35-157	100*	20				
Batch number: 103015716001 Sample number(s): 6123600,6123602,6123604 UNSPK: P124627 BKG: P124627									
Iron	90		70-130		219	211	3 (1)		20
Manganese	94		70-130		637	620	3		20
Batch number: 10300196602A Sample number(s): 6123599,6123601,6123603 UNSPK: P123623 BKG: P123623									
Nitrate Nitrogen	80*		90-110		9,000	8,300	7		20
Sulfate	90		90-110		43,400	42,200	3		20
Batch number: 10302049501A Sample number(s): 6123599 UNSPK: P123542 BKG: P123542									
Total Organic Carbon	107		72-137		1,400	1,300	6* (1)		4
Batch number: 10302049501B Sample number(s): 6123601,6123603 UNSPK: P123677 BKG: P123677									
Total Organic Carbon	106		72-137		870	870	1 (1)		4
Batch number: 10305023001A Sample number(s): 6123599,6123601,6123603 UNSPK: P125084 BKG: P126394									
Sulfide	103	97	69-133	6*	5	380	400	7* (1)	5

*- Outside of specification

- (1) The result for one or both determinations was less than five times the LOQ.
- (2) The unspiked result was more than four times the spike added.

Quality Control Summary

 Client Name: Chevron
 Reported: 11/05/10 at 03:15 PM

Group Number: 1218185

Sample Matrix Quality Control

 Unspiked (UNSPK) = the sample used in conjunction with the matrix spike
 Background (BKG) = the sample used in conjunction with the duplicate

<u>Analysis Name</u>	<u>MS %REC</u>	<u>MSD %REC</u>	<u>MS/MSD Limits</u>	<u>RPD</u>	<u>RPD MAX</u>	<u>BKG Conc</u>	<u>DUP Conc</u>	<u>DUP RPD</u>	<u>Dup RPD Max</u>
Batch number: 10306020202A	Sample number(s): 6123599,6123601,6123603 UNSPK: 6123603 BKG: 6123603								
Alkalinity to pH 4.5	101		73-121			244,000	251,000	3	5
Alkalinity to pH 8.3						N.D.	N.D.	0 (1)	5

Surrogate Quality Control

Surrogate recoveries which are outside of the QC window are confirmed unless attributed to dilution or otherwise noted on the Analysis Report.

Analysis Name: VOCs by 8260B(Extended) -Water

Batch number: W103031AA

	Dibromofluoromethane	1,2-Dichloroethane-d4	Toluene-d8	4-Bromofluorobenzene
6123599	107	103	96	95
6123601	107	104	96	89
6123603	106	104	103	95
6123605	111	108	106	91
Blank	107	104	94	89
LCS	103	103	100	94
MS	103	101	102	100
MSD	103	101	101	99

Limits: 80-116 77-113 80-113 78-113

Analysis Name: TPH-GRO N. CA water C6-C12

Batch number: 10302A20A

Trifluorotoluene-F

6123599	89
6123601	89
6123603	89
6123605	87
Blank	86
LCS	120
LCSD	122
MS	121

Limits: 63-135

Analysis Name: Volatile Headspace Hydrocarbon

Batch number: 103020025A

Propene

6123599	58
6123601	55
6123603	80
Blank	100
LCS	102
MS	80

*- Outside of specification

- (1) The result for one or both determinations was less than five times the LOQ.
- (2) The unspiked result was more than four times the spike added.

Quality Control Summary

Client Name: Chevron
Reported: 11/05/10 at 03:15 PM

Group Number: 1218185

Surrogate Quality Control

MSD 43

Limits: 42-131

Analysis Name: Custom TPH with Ranges (Water)

Batch number: 103030002A

	Chlorobenzene	Orthoterphenyl
6123599	93	92
6123601	88	88
6123603	86	92
Blank	83	88
LCS	89	102
LCSD	93	106

Limits: 28-152 52-131

*- Outside of specification

- (1) The result for one or both determinations was less than five times the LOQ.
- (2) The unspiked result was more than four times the spike added.

Chevron California Region Analysis Request/Chain of Custody

243070



For Lancaster Laboratories use only

Acct. #: 11964 Sample #: 6123599-605 SCR#:

102610-07

gr# 1218185

Facility #: 206265
Site Address: 1520 Powell St., Emeryville, CA
Chevron PM: TOM BRUNN Lead Consultant: APCADIS
Consultant/Office: Walnut Creek, CA
Consultant Prj. Mgr.: Jen Wagner
Consultant Phone #: 925.296.7819 Fax #: 925.274.1103
Sampler: LK/NA
Service Order #: Non SAR:

Analyses Requested									
Preservation Codes									
H	#	#	#	Z	B	O			

Field Point Name	Matrix	Repeat Sample	Top Depth	Year Month Day	Time Collected	New Field Pt.	Grab	Composite	Total Number of Containers	BTEX + MTBE 8260 <input type="checkbox"/> 8021 <input type="checkbox"/>	TPH 8015 MOD GRO	TPH 8015 MOD DRO <input checked="" type="checkbox"/> Silica Gel Cleanup	8260 full scan	Oxygenates <input type="checkbox"/> Lead 7420 <input type="checkbox"/> 7421 <input type="checkbox"/>	Methane, Ethane, Ethane (P&S)	Isomers 100 (C2+M) EPA 200.7	Sulfide + Mercaptan Naphthalene 8260	Sulfide (MUS) 8260	Picobarbide + Atrazine (MUS) 8260	TOC (MUS) 8260
MW-X9	W			2010 10 26	1050		X		15	X	X	X	X	X	X	X	X	X	X	X
MW-X9-D	W			2010 10 26	1110		X		15	X	X	X	X	X	X	X	X	X	X	X
MW-X10	W			2010 10 26	1400		X		15	X	X	X	X	X	X	X	X	X	X	X
TB-20101026	W			2010 10 26					2	X	X	X	X	X	X	X	X	X	X	X

Preservative Codes
H = HCl T = Thiosulfate
N = HNO₃ B = NaOH
S = H₂SO₄ O = Other

J value reporting needed
 Must meet lowest detection limits possible for 8260 compounds

8021 MTBE Confirmation
 Confirm highest hit by 8260
 Confirm all hits by 8260
 Run ___ oxy's on highest hit
 Run ___ oxy's on all hits

Comments / Remarks
* Field Filtered

Turnaround Time Requested (TAT) (please circle)

STD. TAT 24 hour 48 hour 72 hour 4 day 5 day

Data Package Options (please circle if required)

QC Summary Type 1 - Full Coelt Deliverable not needed
Type VI (Raw Data) WIP (RWQCB) Disk

Relinquished by: <u>[Signature]</u> Date: <u>10/26/10</u> Time: <u>1510</u>	Received by: <u>[Signature]</u> Date: <u>10/26/10</u> Time: <u>1510</u>
Relinquished by: <u>[Signature]</u> Date: <u>26 OCT 10</u> Time: <u>1638</u>	Received by: <u>FED EX</u> Date: Date Time
Relinquished by: _____ Date: Date Time	Received by: _____ Date: Date Time
Relinquished by Commercial Carrier: UPS <input checked="" type="checkbox"/> FedEx <input type="checkbox"/> Other _____	Received by: <u>[Signature]</u> Date: <u>10/26/10</u> Time: <u>aww</u>
Temperature Upon Receipt: <u>22.6</u> C°	Custody Seals Intact? <input checked="" type="checkbox"/> Yes <input type="checkbox"/> No

Explanation of Symbols and Abbreviations

The following defines common symbols and abbreviations used in reporting technical data:

RL	Reporting Limit	BMQL	Below Minimum Quantitation Level
N.D.	none detected	MPN	Most Probable Number
TNTC	Too Numerous To Count	CP Units	cobalt-chloroplatinate units
IU	International Units	NTU	nephelometric turbidity units
umhos/cm	micromhos/cm	ng	nanogram(s)
C	degrees Celsius	F	degrees Fahrenheit
meq	milliequivalents	lb.	pound(s)
g	gram(s)	kg	kilogram(s)
ug	microgram(s)	mg	milligram(s)
ml	milliliter(s)	l	liter(s)
m3	cubic meter(s)	ul	microliter(s)
<	less than - The number following the sign is the <u>limit of quantitation</u> , the smallest amount of analyte which can be reliably determined using this specific test.		
>	greater than		
J	estimated value – The result is \geq the Method Detection Limit (MDL) and $<$ the Limit of Quantitation (LOQ).		
ppm	parts per million - One ppm is equivalent to one milligram per kilogram (mg/kg), or one gram per million grams. For aqueous liquids, ppm is usually taken to be equivalent to milligrams per liter (mg/l), because one liter of water has a weight very close to a kilogram. For gases or vapors, one ppm is equivalent to one microliter of gas per liter of gas.		
ppb	parts per billion		
Dry weight basis	Results printed under this heading have been adjusted for moisture content. This increases the analyte weight concentration to approximate the value present in a similar sample without moisture. All other results are reported on an as-received basis.		

U.S. EPA CLP Data Qualifiers:

Organic Qualifiers	Inorganic Qualifiers
A TIC is a possible aldol-condensation product	B Value is $<$ CRDL, but \geq IDL
B Analyte was also detected in the blank	E Estimated due to interference
C Pesticide result confirmed by GC/MS	M Duplicate injection precision not met
D Compound quantitated on a diluted sample	N Spike sample not within control limits
E Concentration exceeds the calibration range of the instrument	S Method of standard additions (MSA) used for calculation
N Presumptive evidence of a compound (TICs only)	U Compound was not detected
P Concentration difference between primary and confirmation columns $>$ 25%	W Post digestion spike out of control limits
U Compound was not detected	* Duplicate analysis not within control limits
X,Y,Z Defined in case narrative	+ Correlation coefficient for MSA $<$ 0.995

Analytical test results meet all requirements of NELAC unless otherwise noted under the individual analysis.

Measurement uncertainty values, as applicable, are available upon request.

Tests results relate only to the sample tested. Clients should be aware that a critical step in a chemical or microbiological analysis is the collection of the sample. Unless the sample analyzed is truly representative of the bulk of material involved, the test results will be meaningless. If you have questions regarding the proper techniques of collecting samples, please contact us. We cannot be held responsible for sample integrity, however, unless sampling has been performed by a member of our staff. This report shall not be reproduced except in full, without the written approval of the laboratory.

WARRANTY AND LIMITS OF LIABILITY - In accepting analytical work, we warrant the accuracy of test results for the sample as submitted. THE FOREGOING EXPRESS WARRANTY IS EXCLUSIVE AND IS GIVEN IN LIEU OF ALL OTHER WARRANTIES, EXPRESSED OR IMPLIED. WE DISCLAIM ANY OTHER WARRANTIES, EXPRESSED OR IMPLIED, INCLUDING A WARRANTY OF FITNESS FOR PARTICULAR PURPOSE AND WARRANTY OF MERCHANTABILITY. IN NO EVENT SHALL LANCASTER LABORATORIES BE LIABLE FOR INDIRECT, SPECIAL, CONSEQUENTIAL, OR INCIDENTAL DAMAGES INCLUDING, BUT NOT LIMITED TO, DAMAGES FOR LOSS OF PROFIT OR GOODWILL REGARDLESS OF (A) THE NEGLIGENCE (EITHER SOLE OR CONCURRENT) OF LANCASTER LABORATORIES AND (B) WHETHER LANCASTER LABORATORIES HAS BEEN INFORMED OF THE POSSIBILITY OF SUCH DAMAGES. We accept no legal responsibility for the purposes for which the client uses the test results. No purchase order or other order for work shall be accepted by Lancaster Laboratories which includes any conditions that vary from the Standard Terms and Conditions, and Lancaster hereby objects to any conflicting terms contained in any acceptance or order submitted by client.

ANALYTICAL RESULTS

Prepared by:

Lancaster Laboratories
2425 New Holland Pike
Lancaster, PA 17605-2425

Prepared for:

Chevron
6001 Bollinger Canyon Rd L4310
San Ramon CA 94583

November 09, 2010

Project: 206265

Submittal Date: 10/28/2010

Group Number: 1218493

PO Number: 0015060938

Release Number: BAUHS

State of Sample Origin: CA

<u>Client Sample Description</u>	<u>Lancaster Labs (LLI) #</u>
MW-X8-W-101026 Grab Water	6125084
MW-X8-W-101026 Filtered Grab Water	6125085
MW-X3-W-101027 Grab Water	6125086
MW-X3-W-101027 Filtered Grab Water	6125087
MW-19A-W-101027 Grab Water	6125088
MW-19A-W-101027 Filtered Grab Water	6125089
MW-X2-W-101027 Grab Water	6125090
MW-X2-W-101027 Filtered Grab Water	6125091
MW-18-W-101027 Grab Water	6125092
MW-18-W-101027 Filtered Grab Water	6125093
QA-T-101027 NA Water	6125094

The specific methodologies used in obtaining the enclosed analytical results are indicated on the Laboratory Sample Analysis Record.

ELECTRONIC Arcadis
COPY TO
ELECTRONIC Arcadis BBL
COPY TO

Attn: Angeline Tan

Attn: Jennifer Wagler

Questions? Contact your Client Services Representative
Jill M Parker at (717) 656-2300 Ext. 1241

Respectfully Submitted,



Robin C. Runkle
Senior Specialist

Sample Description: MW-X8-W-101026 Grab Water
Facility# 206265 BBLW
1520 Powell St-Emeryville SLT2007076 MW-X8

LLI Sample # WW 6125084
LLI Group # 1218493
Account # 11964

Project Name: 206265

Collected: 10/26/2010 15:33 by LK

Chevron

6001 Bollinger Canyon Rd L4310
San Ramon CA 94583

Submitted: 10/28/2010 08:50

Reported: 11/09/2010 20:15

MWX8-

CAT No.	Analysis Name	CAS Number	As Received Result	As Received Method Detection Limit	Dilution Factor
GC/MS Volatiles SW-846 8260B			ug/l	ug/l	
10905	Acetone	67-64-1	N.D.	6	1
10905	t-Amyl methyl ether	994-05-8	N.D.	0.5	1
10905	Benzene	71-43-2	N.D.	0.5	1
10905	Bromobenzene	108-86-1	N.D.	1	1
10905	Bromochloromethane	74-97-5	N.D.	1	1
10905	Bromodichloromethane	75-27-4	N.D.	1	1
10905	Bromoform	75-25-2	N.D.	1	1
10905	Bromomethane	74-83-9	N.D.	1	1
10905	2-Butanone	78-93-3	N.D.	3	1
10905	t-Butyl alcohol	75-65-0	N.D.	5	1
10905	n-Butylbenzene	104-51-8	N.D.	1	1
10905	sec-Butylbenzene	135-98-8	N.D.	1	1
10905	tert-Butylbenzene	98-06-6	N.D.	1	1
10905	Carbon Disulfide	75-15-0	N.D.	1	1
10905	Carbon Tetrachloride	56-23-5	N.D.	1	1
10905	Chlorobenzene	108-90-7	N.D.	0.8	1
10905	Chloroethane	75-00-3	N.D.	1	1
10905	2-Chloroethyl Vinyl Ether	110-75-8	N.D.	2	1
2-Chloroethyl vinyl ether may not be recovered if acid was used to preserve this sample.					
10905	Chloroform	67-66-3	N.D.	0.8	1
10905	Chloromethane	74-87-3	N.D.	1	1
10905	2-Chlorotoluene	95-49-8	N.D.	1	1
10905	4-Chlorotoluene	106-43-4	N.D.	1	1
10905	1,2-Dibromo-3-chloropropane	96-12-8	N.D.	2	1
10905	Dibromochloromethane	124-48-1	N.D.	1	1
10905	1,2-Dibromoethane	106-93-4	N.D.	0.5	1
10905	Dibromomethane	74-95-3	N.D.	1	1
10905	1,2-Dichlorobenzene	95-50-1	N.D.	1	1
10905	1,3-Dichlorobenzene	541-73-1	N.D.	1	1
10905	1,4-Dichlorobenzene	106-46-7	N.D.	1	1
10905	Dichlorodifluoromethane	75-71-8	N.D.	2	1
10905	1,1-Dichloroethane	75-34-3	N.D.	1	1
10905	1,2-Dichloroethane	107-06-2	N.D.	0.5	1
10905	1,1-Dichloroethene	75-35-4	N.D.	0.8	1
10905	cis-1,2-Dichloroethene	156-59-2	230	0.8	1
10905	trans-1,2-Dichloroethene	156-60-5	5	0.8	1
10905	1,2-Dichloropropane	78-87-5	N.D.	1	1
10905	1,3-Dichloropropane	142-28-9	N.D.	1	1
10905	2,2-Dichloropropane	594-20-7	N.D.	1	1
10905	1,1-Dichloropropene	563-58-6	N.D.	1	1
10905	cis-1,3-Dichloropropene	10061-01-5	N.D.	1	1
10905	trans-1,3-Dichloropropene	10061-02-6	N.D.	1	1
10905	Ethanol	64-17-5	N.D.	50	1
10905	Ethyl t-butyl ether	637-92-3	N.D.	0.5	1
10905	Ethylbenzene	100-41-4	N.D.	0.5	1
10905	Freon 113	76-13-1	N.D.	2	1
10905	Hexachlorobutadiene	87-68-3	N.D.	2	1
10905	2-Hexanone	591-78-6	N.D.	3	1
10905	di-Isopropyl ether	108-20-3	N.D.	0.5	1

Sample Description: MW-X8-W-101026 Grab Water
Facility# 206265 BBLW
1520 Powell St-Emeryville SLT2007076 MW-X8

LLI Sample # WW 6125084
LLI Group # 1218493
Account # 11964

Project Name: 206265

Collected: 10/26/2010 15:33 by LK

Chevron

6001 Bollinger Canyon Rd L4310
San Ramon CA 94583

Submitted: 10/28/2010 08:50

Reported: 11/09/2010 20:15

MWX8-

CAT No.	Analysis Name	CAS Number	As Received Result	As Received Method Detection Limit	Dilution Factor
GC/MS Volatiles SW-846 8260B			ug/l	ug/l	
10905	Isopropylbenzene	98-82-8	N.D.	1	1
10905	p-Isopropyltoluene	99-87-6	N.D.	1	1
10905	Methyl Tertiary Butyl Ether	1634-04-4	N.D.	0.5	1
10905	4-Methyl-2-pentanone	108-10-1	N.D.	3	1
10905	Methylene Chloride	75-09-2	N.D.	2	1
10905	Naphthalene	91-20-3	N.D.	1	1
10905	n-Propylbenzene	103-65-1	N.D.	1	1
10905	Styrene	100-42-5	N.D.	1	1
10905	1,1,1,2-Tetrachloroethane	630-20-6	N.D.	1	1
10905	1,1,2,2-Tetrachloroethane	79-34-5	N.D.	1	1
10905	Tetrachloroethene	127-18-4	290	0.8	1
10905	Toluene	108-88-3	N.D.	0.5	1
10905	1,2,3-Trichlorobenzene	87-61-6	N.D.	1	1
10905	1,2,4-Trichlorobenzene	120-82-1	N.D.	1	1
10905	1,1,1-Trichloroethane	71-55-6	N.D.	0.8	1
10905	1,1,2-Trichloroethane	79-00-5	N.D.	0.8	1
10905	Trichloroethene	79-01-6	170	1	1
10905	Trichlorofluoromethane	75-69-4	N.D.	2	1
10905	1,2,3-Trichloropropane	96-18-4	N.D.	1	1
10905	1,2,4-Trimethylbenzene	95-63-6	N.D.	1	1
10905	1,3,5-Trimethylbenzene	108-67-8	N.D.	1	1
10905	Vinyl Chloride	75-01-4	19	1	1
10905	m+p-Xylene	n.a.	N.D.	0.5	1
10905	o-Xylene	95-47-6	N.D.	0.5	1
GC Volatiles SW-846 8015B			ug/l	ug/l	
01728	TPH-GRO N. CA water C6-C12	n.a.	270	50	1
GC Extractable TPH SW-846 8015B modified			ug/l	ug/l	
02740	C11-C36	n.a.	N.D.	49	1
02740	Total TPH	n.a.	N.D.	49	1
GC Miscellaneous RSKSOP-175 08/11/94 modified			ug/l	ug/l	
07105	Ethane	74-84-0	1.1	1.0	1
07105	Ethene	74-85-1	N.D.	1.0	1
07105	Methane	74-82-8	22	5.0	1
Wet Chemistry EPA 300.0			ug/l	ug/l	
00368	Nitrate Nitrogen	14797-55-8	390	250	5
00228	Sulfate	14808-79-8	26,700	1,500	5
SM20 5310 C			ug/l	ug/l	
00273	Total Organic Carbon	n.a.	6,300	500	1
SM20 2320 B			ug/l as CaCO3	ug/l as CaCO3	



Analysis Report

2425 New Holland Pike, PO Box 12425, Lancaster, PA 17605-2425 • 717-656-2300 Fax: 717-656-2681 • www.lancasterlabs.com

Sample Description: MW-X8-W-101026 Grab Water
Facility# 206265 BBLW
 1520 Powell St-Emeryville SLT2007076 MW-X8

LLI Sample # WW 6125084
LLI Group # 1218493
Account # 11964

Project Name: 206265

Collected: 10/26/2010 15:33 by LK

Chevron

6001 Bollinger Canyon Rd L4310
 San Ramon CA 94583

Submitted: 10/28/2010 08:50

Reported: 11/09/2010 20:15

MWX8-

CAT No.	Analysis Name	CAS Number	As Received Result	As Received Method Detection Limit	Dilution Factor
Wet Chemistry SM20 2320 B			ug/l as CaCO3	ug/l as CaCO3	
00202	Alkalinity to pH 4.5	n.a.	115,000	460	1
00201	Alkalinity to pH 8.3	n.a.	N.D.	460	1
01454	Bicarbonate Alkalinity	n.a.	115,000	460	1
SM20 4500 S2 D			ug/l	ug/l	
00230	Sulfide	18496-25-8	N.D.	54	1

General Sample Comments

State of California Lab Certification No. 2501

All QC is compliant unless otherwise noted. Please refer to the Quality Control Summary for overall QC performance data and associated samples.

Laboratory Sample Analysis Record

CAT No.	Analysis Name	Method	Trial#	Batch#	Analysis Date and Time	Analyst	Dilution Factor
10905	8260 Full List w/ Sep. Xylenes	SW-846 8260B	1	W103031AA	10/30/2010 19:17	Emily R Styer	1
01163	GC/MS VOA Water Prep	SW-846 5030B	1	W103031AA	10/30/2010 19:17	Emily R Styer	1
01146	GC VOA Water Prep	SW-846 5030B	1	10302B20A	10/29/2010 17:17	Marie D John	1
01728	TPH-GRO N. CA water C6-C12	SW-846 8015B	1	10302B20A	10/29/2010 17:17	Marie D John	1
07105	Volatile Headspace Hydrocarbon	RSKSOP-175 08/11/94 modified	1	103050020A	11/02/2010 21:07	Elizabeth J Marin	1
11181	Custom TPH w/ Ranges Water Ext	SW-846 3510C	1	103030002A	10/31/2010 08:05	Karen R Rettew	1
02740	Custom TPH with Ranges (Water)	SW-846 8015B modified	1	103030002A	11/02/2010 23:59	Heather E Williams	1
00368	Nitrate Nitrogen	EPA 300.0	1	10301196601A	10/28/2010 14:06	Ashley M Adams	5
00228	Sulfate	EPA 300.0	1	10301196601A	10/28/2010 14:06	Ashley M Adams	5
00273	Total Organic Carbon	SM20 5310 C	1	10305049502A	11/01/2010 01:42	James S Mathiot	1
00202	Alkalinity to pH 4.5	SM20 2320 B	1	10307020202A	11/03/2010 08:53	Susan A Engle	1
00201	Alkalinity to pH 8.3	SM20 2320 B	1	10307020202A	11/03/2010 08:53	Susan A Engle	1
01454	Bicarbonate Alkalinity	SM20 2320 B	1	10307020202A	11/03/2010 08:53	Susan A Engle	1
00230	Sulfide	SM20 4500 S2 D	1	10305023001A	11/01/2010 09:55	Susan E Hibner	1



Analysis Report

2425 New Holland Pike, PO Box 12425, Lancaster, PA 17605-2425 • 717-656-2300 Fax: 717-656-2681 • www.lancasterlabs.com

Sample Description: MW-X8-W-101026 Filtered Grab Water
Facility# 206265 BBLW
1520 Powell St-Emeryville SLT2007076 MW-X8

LLI Sample # WW 6125085
LLI Group # 1218493
Account # 11964

Project Name: 206265

Collected: 10/26/2010 15:33 by LK

Chevron

6001 Bollinger Canyon Rd L4310
San Ramon CA 94583

Submitted: 10/28/2010 08:50

Reported: 11/09/2010 20:15

CAT No.	Analysis Name	CAS Number	As Received Result	As Received Method Detection Limit	Dilution Factor
Metals Dissolved					
		EPA 200.7 rev 4.4	ug/l	ug/l	
01754	Iron	7439-89-6	N.D.	52.2	1
07058	Manganese	7439-96-5	26.3	0.84	1

General Sample Comments

State of California Lab Certification No. 2501
This sample was field filtered for dissolved metals.

All QC is compliant unless otherwise noted. Please refer to the Quality Control Summary for overall QC performance data and associated samples.

Laboratory Sample Analysis Record

CAT No.	Analysis Name	Method	Trial#	Batch#	Analysis Date and Time	Analyst	Dilution Factor
01754	Iron	EPA 200.7 rev 4.4	1	103025716007	11/01/2010 02:40	Tara L Snyder	1
07058	Manganese	EPA 200.7 rev 4.4	1	103025716007	11/01/2010 02:40	Tara L Snyder	1
05716	EPA 600 ICP Digest (tot rec)	EPA 200.7 rev 4.4	1	103025716007	10/31/2010 12:10	James L Mertz	1

Sample Description: MW-X3-W-101027 Grab Water
Facility# 206265 BBLW
1520 Powell St-Emeryville SLT2007076 MW-X3

LLI Sample # WW 6125086
LLI Group # 1218493
Account # 11964

Project Name: 206265

Collected: 10/27/2010 09:35 by LK

Chevron

6001 Bollinger Canyon Rd L4310
San Ramon CA 94583

Submitted: 10/28/2010 08:50

Reported: 11/09/2010 20:15

MWX3-

CAT No.	Analysis Name	CAS Number	As Received Result	As Received Method Detection Limit	Dilution Factor
GC/MS Volatiles SW-846 8260B			ug/l	ug/l	
10905	Acetone	67-64-1	N.D.	6	1
10905	t-Amyl methyl ether	994-05-8	N.D.	0.5	1
10905	Benzene	71-43-2	N.D.	0.5	1
10905	Bromobenzene	108-86-1	N.D.	1	1
10905	Bromochloromethane	74-97-5	N.D.	1	1
10905	Bromodichloromethane	75-27-4	N.D.	1	1
10905	Bromoform	75-25-2	N.D.	1	1
10905	Bromomethane	74-83-9	N.D.	1	1
10905	2-Butanone	78-93-3	N.D.	3	1
10905	t-Butyl alcohol	75-65-0	N.D.	5	1
10905	n-Butylbenzene	104-51-8	N.D.	1	1
10905	sec-Butylbenzene	135-98-8	N.D.	1	1
10905	tert-Butylbenzene	98-06-6	N.D.	1	1
10905	Carbon Disulfide	75-15-0	N.D.	1	1
10905	Carbon Tetrachloride	56-23-5	N.D.	1	1
10905	Chlorobenzene	108-90-7	N.D.	0.8	1
10905	Chloroethane	75-00-3	N.D.	1	1
10905	2-Chloroethyl Vinyl Ether	110-75-8	N.D.	2	1
2-Chloroethyl vinyl ether may not be recovered if acid was used to preserve this sample.					
10905	Chloroform	67-66-3	1	0.8	1
10905	Chloromethane	74-87-3	N.D.	1	1
10905	2-Chlorotoluene	95-49-8	N.D.	1	1
10905	4-Chlorotoluene	106-43-4	N.D.	1	1
10905	1,2-Dibromo-3-chloropropane	96-12-8	N.D.	2	1
10905	Dibromochloromethane	124-48-1	N.D.	1	1
10905	1,2-Dibromoethane	106-93-4	N.D.	0.5	1
10905	Dibromomethane	74-95-3	N.D.	1	1
10905	1,2-Dichlorobenzene	95-50-1	N.D.	1	1
10905	1,3-Dichlorobenzene	541-73-1	N.D.	1	1
10905	1,4-Dichlorobenzene	106-46-7	N.D.	1	1
10905	Dichlorodifluoromethane	75-71-8	N.D.	2	1
10905	1,1-Dichloroethane	75-34-3	N.D.	1	1
10905	1,2-Dichloroethane	107-06-2	N.D.	0.5	1
10905	1,1-Dichloroethene	75-35-4	N.D.	0.8	1
10905	cis-1,2-Dichloroethene	156-59-2	500	8	10
10905	trans-1,2-Dichloroethene	156-60-5	8	0.8	1
10905	1,2-Dichloropropane	78-87-5	N.D.	1	1
10905	1,3-Dichloropropane	142-28-9	N.D.	1	1
10905	2,2-Dichloropropane	594-20-7	N.D.	1	1
10905	1,1-Dichloropropene	563-58-6	N.D.	1	1
10905	cis-1,3-Dichloropropene	10061-01-5	N.D.	1	1
10905	trans-1,3-Dichloropropene	10061-02-6	N.D.	1	1
10905	Ethanol	64-17-5	N.D.	50	1
10905	Ethyl t-butyl ether	637-92-3	N.D.	0.5	1
10905	Ethylbenzene	100-41-4	N.D.	0.5	1
10905	Freon 113	76-13-1	N.D.	2	1
10905	Hexachlorobutadiene	87-68-3	N.D.	2	1
10905	2-Hexanone	591-78-6	N.D.	3	1
10905	di-Isopropyl ether	108-20-3	N.D.	0.5	1

Sample Description: MW-X3-W-101027 Grab Water
Facility# 206265 BBLW
 1520 Powell St-Emeryville SLT2007076 MW-X3

LLI Sample # WW 6125086
LLI Group # 1218493
Account # 11964

Project Name: 206265

Collected: 10/27/2010 09:35 by LK

Chevron

6001 Bollinger Canyon Rd L4310
San Ramon CA 94583

Submitted: 10/28/2010 08:50

Reported: 11/09/2010 20:15

MWX3-

CAT No.	Analysis Name	CAS Number	As Received Result	As Received Method Detection Limit	Dilution Factor
GC/MS Volatiles SW-846 8260B			ug/l	ug/l	
10905	Isopropylbenzene	98-82-8	N.D.	1	1
10905	p-Isopropyltoluene	99-87-6	N.D.	1	1
10905	Methyl Tertiary Butyl Ether	1634-04-4	N.D.	0.5	1
10905	4-Methyl-2-pentanone	108-10-1	N.D.	3	1
10905	Methylene Chloride	75-09-2	N.D.	2	1
10905	Naphthalene	91-20-3	N.D.	1	1
10905	n-Propylbenzene	103-65-1	N.D.	1	1
10905	Styrene	100-42-5	N.D.	1	1
10905	1,1,1,2-Tetrachloroethane	630-20-6	N.D.	1	1
10905	1,1,2,2-Tetrachloroethane	79-34-5	N.D.	1	1
10905	Tetrachloroethene	127-18-4	N.D.	0.8	1
10905	Toluene	108-88-3	N.D.	0.5	1
10905	1,2,3-Trichlorobenzene	87-61-6	N.D.	1	1
10905	1,2,4-Trichlorobenzene	120-82-1	N.D.	1	1
10905	1,1,1-Trichloroethane	71-55-6	N.D.	0.8	1
10905	1,1,2-Trichloroethane	79-00-5	N.D.	0.8	1
10905	Trichloroethene	79-01-6	330	10	10
10905	Trichlorofluoromethane	75-69-4	N.D.	2	1
10905	1,2,3-Trichloropropane	96-18-4	N.D.	1	1
10905	1,2,4-Trimethylbenzene	95-63-6	N.D.	1	1
10905	1,3,5-Trimethylbenzene	108-67-8	N.D.	1	1
10905	Vinyl Chloride	75-01-4	5	1	1
10905	m+p-Xylene	n.a.	N.D.	0.5	1
10905	o-Xylene	95-47-6	N.D.	0.5	1
GC Volatiles SW-846 8015B			ug/l	ug/l	
01728	TPH-GRO N. CA water C6-C12	n.a.	440	50	1
GC Extractable TPH SW-846 8015B modified			ug/l	ug/l	
02740	C11-C36	n.a.	68	47	1
02740	Total TPH	n.a.	68	47	1
GC Miscellaneous RSKSOP-175 08/11/94 modified			ug/l	ug/l	
07105	Ethane	74-84-0	N.D.	1.0	1
07105	Ethene	74-85-1	N.D.	1.0	1
07105	Methane	74-82-8	15	5.0	1
Wet Chemistry EPA 300.0			ug/l	ug/l	
00368	Nitrate Nitrogen	14797-55-8	7,200	250	5
00228	Sulfate	14808-79-8	47,700	1,500	5
SM20 5310 C			ug/l	ug/l	
00273	Total Organic Carbon	n.a.	8,800	500	1
SM20 2320 B			ug/l as CaCO3	ug/l as CaCO3	

Sample Description: MW-X3-W-101027 Grab Water
Facility# 206265 BBLW
1520 Powell St-Emeryville SLT2007076 MW-X3

LLI Sample # WW 6125086
LLI Group # 1218493
Account # 11964

Project Name: 206265

Collected: 10/27/2010 09:35 by LK

Chevron

6001 Bollinger Canyon Rd L4310
San Ramon CA 94583

Submitted: 10/28/2010 08:50

Reported: 11/09/2010 20:15

MWX3-

CAT No.	Analysis Name	CAS Number	As Received Result	As Received Method Detection Limit	Dilution Factor
Wet Chemistry SM20 2320 B			ug/l as CaCO3	ug/l as CaCO3	
00202	Alkalinity to pH 4.5	n.a.	198,000	460	1
00201	Alkalinity to pH 8.3	n.a.	N.D.	460	1
01454	Bicarbonate Alkalinity	n.a.	198,000	460	1
SM20 4500 S2 D			ug/l	ug/l	
00230	Sulfide	18496-25-8	N.D.	54	1

General Sample Comments

State of California Lab Certification No. 2501

All QC is compliant unless otherwise noted. Please refer to the Quality Control Summary for overall QC performance data and associated samples.

Laboratory Sample Analysis Record

CAT No.	Analysis Name	Method	Trial#	Batch#	Analysis Date and Time	Analyst	Dilution Factor
10905	8260 Full List w/ Sep. Xylenes	SW-846 8260B	1	W103062AA	11/02/2010 21:11	Emily R Styer	1
10905	8260 Full List w/ Sep. Xylenes	SW-846 8260B	1	W103062AA	11/02/2010 21:34	Emily R Styer	10
01163	GC/MS VOA Water Prep	SW-846 5030B	1	W103062AA	11/02/2010 21:11	Emily R Styer	1
01163	GC/MS VOA Water Prep	SW-846 5030B	2	W103062AA	11/02/2010 21:34	Emily R Styer	10
01146	GC VOA Water Prep	SW-846 5030B	1	10302B20A	10/29/2010 17:39	Marie D John	1
01728	TPH-GRO N. CA water C6-C12	SW-846 8015B	1	10302B20A	10/29/2010 17:39	Marie D John	1
07105	Volatile Headspace Hydrocarbon	RKSOP-175 08/11/94 modified	1	103050020A	11/02/2010 21:55	Elizabeth J Marin	1
11181	Custom TPH w/ Ranges Water Ext	SW-846 3510C	1	103030002A	10/31/2010 08:05	Karen R Rettew	1
02740	Custom TPH with Ranges (Water)	SW-846 8015B modified	1	103030002A	11/03/2010 00:28	Heather E Williams	1
00368	Nitrate Nitrogen	EPA 300.0	1	10301196601A	10/28/2010 14:23	Ashley M Adams	5
00228	Sulfate	EPA 300.0	1	10301196601A	10/28/2010 14:23	Ashley M Adams	5
00273	Total Organic Carbon	SM20 5310 C	1	10305049502A	11/01/2010 02:04	James S Mathiot	1
00202	Alkalinity to pH 4.5	SM20 2320 B	1	10307020202A	11/03/2010 08:53	Susan A Engle	1
00201	Alkalinity to pH 8.3	SM20 2320 B	1	10307020202A	11/03/2010 08:53	Susan A Engle	1
01454	Bicarbonate Alkalinity	SM20 2320 B	1	10307020202A	11/03/2010 08:53	Susan A Engle	1
00230	Sulfide	SM20 4500 S2 D	1	10305023001A	11/01/2010 09:55	Susan E Hibner	1



Analysis Report

2425 New Holland Pike, PO Box 12425, Lancaster, PA 17605-2425 • 717-656-2300 Fax: 717-656-2681 • www.lancasterlabs.com

Sample Description: MW-X3-W-101027 Filtered Grab Water
Facility# 206265 BBLW
1520 Powell St-Emeryville SLT2007076 MW-X3

LLI Sample # WW 6125087
LLI Group # 1218493
Account # 11964

Project Name: 206265

Collected: 10/27/2010 09:35 by LK

Chevron

6001 Bollinger Canyon Rd L4310
San Ramon CA 94583

Submitted: 10/28/2010 08:50

Reported: 11/09/2010 20:15

CAT No.	Analysis Name	CAS Number	As Received Result	As Received Method Detection Limit	Dilution Factor
Metals Dissolved					
		EPA 200.7 rev 4.4	ug/l	ug/l	
01754	Iron	7439-89-6	N.D.	52.2	1
07058	Manganese	7439-96-5	46.9	0.84	1

General Sample Comments

State of California Lab Certification No. 2501
This sample was field filtered for dissolved metals.

All QC is compliant unless otherwise noted. Please refer to the Quality Control Summary for overall QC performance data and associated samples.

Laboratory Sample Analysis Record

CAT No.	Analysis Name	Method	Trial#	Batch#	Analysis Date and Time	Analyst	Dilution Factor
01754	Iron	EPA 200.7 rev 4.4	1	103025716007	11/01/2010 02:44	Tara L Snyder	1
07058	Manganese	EPA 200.7 rev 4.4	1	103025716007	11/01/2010 02:44	Tara L Snyder	1
05716	EPA 600 ICP Digest (tot rec)	EPA 200.7 rev 4.4	1	103025716007	10/31/2010 12:10	James L Mertz	1



Analysis Report

2425 New Holland Pike, PO Box 12425, Lancaster, PA 17605-2425 • 717-656-2300 Fax: 717-656-2681 • www.lancasterlabs.com

Sample Description: MW-19A-W-101027 Grab Water
Facility# 206265 BBLW
1520 Powell St-Emeryville SLT2007076 MW-19A

LLI Sample # WW 6125088
LLI Group # 1218493
Account # 11964

Project Name: 206265

Collected: 10/27/2010 10:55 by LK

Chevron

6001 Bollinger Canyon Rd L4310
San Ramon CA 94583

Submitted: 10/28/2010 08:50

Reported: 11/09/2010 20:15

MW19A

CAT No.	Analysis Name	CAS Number	As Received Result	As Received Method Detection Limit	Dilution Factor
GC/MS Volatiles SW-846 8260B			ug/l	ug/l	
10905	Acetone	67-64-1	N.D.	6	1
10905	t-Amyl methyl ether	994-05-8	N.D.	0.5	1
10905	Benzene	71-43-2	N.D.	0.5	1
10905	Bromobenzene	108-86-1	N.D.	1	1
10905	Bromochloromethane	74-97-5	N.D.	1	1
10905	Bromodichloromethane	75-27-4	N.D.	1	1
10905	Bromoform	75-25-2	N.D.	1	1
10905	Bromomethane	74-83-9	N.D.	1	1
10905	2-Butanone	78-93-3	N.D.	3	1
10905	t-Butyl alcohol	75-65-0	N.D.	5	1
10905	n-Butylbenzene	104-51-8	N.D.	1	1
10905	sec-Butylbenzene	135-98-8	N.D.	1	1
10905	tert-Butylbenzene	98-06-6	N.D.	1	1
10905	Carbon Disulfide	75-15-0	N.D.	1	1
10905	Carbon Tetrachloride	56-23-5	N.D.	1	1
10905	Chlorobenzene	108-90-7	N.D.	0.8	1
10905	Chloroethane	75-00-3	N.D.	1	1
10905	2-Chloroethyl Vinyl Ether	110-75-8	N.D.	2	1
2-Chloroethyl vinyl ether may not be recovered if acid was used to preserve this sample.					
10905	Chloroform	67-66-3	N.D.	0.8	1
10905	Chloromethane	74-87-3	N.D.	1	1
10905	2-Chlorotoluene	95-49-8	N.D.	1	1
10905	4-Chlorotoluene	106-43-4	N.D.	1	1
10905	1,2-Dibromo-3-chloropropane	96-12-8	N.D.	2	1
10905	Dibromochloromethane	124-48-1	N.D.	1	1
10905	1,2-Dibromoethane	106-93-4	N.D.	0.5	1
10905	Dibromomethane	74-95-3	N.D.	1	1
10905	1,2-Dichlorobenzene	95-50-1	N.D.	1	1
10905	1,3-Dichlorobenzene	541-73-1	N.D.	1	1
10905	1,4-Dichlorobenzene	106-46-7	N.D.	1	1
10905	Dichlorodifluoromethane	75-71-8	N.D.	2	1
10905	1,1-Dichloroethane	75-34-3	N.D.	1	1
10905	1,2-Dichloroethane	107-06-2	N.D.	0.5	1
10905	1,1-Dichloroethene	75-35-4	N.D.	0.8	1
10905	cis-1,2-Dichloroethene	156-59-2	110	0.8	1
10905	trans-1,2-Dichloroethene	156-60-5	4	0.8	1
10905	1,2-Dichloropropane	78-87-5	N.D.	1	1
10905	1,3-Dichloropropane	142-28-9	N.D.	1	1
10905	2,2-Dichloropropane	594-20-7	N.D.	1	1
10905	1,1-Dichloropropene	563-58-6	N.D.	1	1
10905	cis-1,3-Dichloropropene	10061-01-5	N.D.	1	1
10905	trans-1,3-Dichloropropene	10061-02-6	N.D.	1	1
10905	Ethanol	64-17-5	N.D.	50	1
10905	Ethyl t-butyl ether	637-92-3	N.D.	0.5	1
10905	Ethylbenzene	100-41-4	N.D.	0.5	1
10905	Freon 113	76-13-1	N.D.	2	1
10905	Hexachlorobutadiene	87-68-3	N.D.	2	1
10905	2-Hexanone	591-78-6	N.D.	3	1
10905	di-Isopropyl ether	108-20-3	N.D.	0.5	1

Sample Description: MW-19A-W-101027 Grab Water
Facility# 206265 BBLW
 1520 Powell St-Emeryville SLT2007076 MW-19A

LLI Sample # WW 6125088
LLI Group # 1218493
Account # 11964

Project Name: 206265

Collected: 10/27/2010 10:55 by LK

Chevron

6001 Bollinger Canyon Rd L4310
San Ramon CA 94583

Submitted: 10/28/2010 08:50

Reported: 11/09/2010 20:15

MW19A

CAT No.	Analysis Name	CAS Number	As Received Result	As Received Method Detection Limit	Dilution Factor
GC/MS Volatiles SW-846 8260B			ug/l	ug/l	
10905	Isopropylbenzene	98-82-8	N.D.	1	1
10905	p-Isopropyltoluene	99-87-6	N.D.	1	1
10905	Methyl Tertiary Butyl Ether	1634-04-4	N.D.	0.5	1
10905	4-Methyl-2-pentanone	108-10-1	N.D.	3	1
10905	Methylene Chloride	75-09-2	N.D.	2	1
10905	Naphthalene	91-20-3	N.D.	1	1
10905	n-Propylbenzene	103-65-1	N.D.	1	1
10905	Styrene	100-42-5	N.D.	1	1
10905	1,1,1,2-Tetrachloroethane	630-20-6	N.D.	1	1
10905	1,1,2,2-Tetrachloroethane	79-34-5	2	1	1
10905	Tetrachloroethene	127-18-4	360	8	10
10905	Toluene	108-88-3	N.D.	0.5	1
10905	1,2,3-Trichlorobenzene	87-61-6	N.D.	1	1
10905	1,2,4-Trichlorobenzene	120-82-1	N.D.	1	1
10905	1,1,1-Trichloroethane	71-55-6	N.D.	0.8	1
10905	1,1,2-Trichloroethane	79-00-5	N.D.	0.8	1
10905	Trichloroethene	79-01-6	45	1	1
10905	Trichlorofluoromethane	75-69-4	N.D.	2	1
10905	1,2,3-Trichloropropane	96-18-4	N.D.	1	1
10905	1,2,4-Trimethylbenzene	95-63-6	N.D.	1	1
10905	1,3,5-Trimethylbenzene	108-67-8	N.D.	1	1
10905	Vinyl Chloride	75-01-4	2	1	1
10905	m+p-Xylene	n.a.	N.D.	0.5	1
10905	o-Xylene	95-47-6	N.D.	0.5	1
GC Volatiles SW-846 8015B			ug/l	ug/l	
01728	TPH-GRO N. CA water C6-C12	n.a.	220	50	1
GC Extractable TPH SW-846 8015B modified			ug/l	ug/l	
02740	C11-C36	n.a.	56	48	1
02740	Total TPH	n.a.	56	48	1
GC Miscellaneous RSKSOP-175 08/11/94 modified			ug/l	ug/l	
07105	Ethane	74-84-0	N.D.	1.0	1
07105	Ethene	74-85-1	N.D.	1.0	1
07105	Methane	74-82-8	6.1	5.0	1
Wet Chemistry EPA 300.0			ug/l	ug/l	
00368	Nitrate Nitrogen	14797-55-8	1,400	250	5
00228	Sulfate	14808-79-8	19,600	1,500	5
SM20 5310 C			ug/l	ug/l	
00273	Total Organic Carbon	n.a.	11,000	500	1
SM20 2320 B			ug/l as CaCO3	ug/l as CaCO3	



Analysis Report

2425 New Holland Pike, PO Box 12425, Lancaster, PA 17605-2425 • 717-656-2300 Fax: 717-656-2681 • www.lancasterlabs.com

Sample Description: MW-19A-W-101027 Grab Water
Facility# 206265 BBLW
1520 Powell St-Emeryville SLT2007076 MW-19A

LLI Sample # WW 6125088
LLI Group # 1218493
Account # 11964

Project Name: 206265

Collected: 10/27/2010 10:55 by LK

Chevron

6001 Bollinger Canyon Rd L4310
San Ramon CA 94583

Submitted: 10/28/2010 08:50

Reported: 11/09/2010 20:15

MW19A

CAT No.	Analysis Name	CAS Number	As Received Result	As Received Method Detection Limit	Dilution Factor
Wet Chemistry SM20 2320 B			ug/l as CaCO3	ug/l as CaCO3	
00202	Alkalinity to pH 4.5	n.a.	122,000	460	1
00201	Alkalinity to pH 8.3	n.a.	N.D.	460	1
01454	Bicarbonate Alkalinity	n.a.	122,000	460	1
SM20 4500 S2 D			ug/l	ug/l	
00230	Sulfide	18496-25-8	N.D.	54	1

General Sample Comments

State of California Lab Certification No. 2501

All QC is compliant unless otherwise noted. Please refer to the Quality Control Summary for overall QC performance data and associated samples.

Laboratory Sample Analysis Record

CAT No.	Analysis Name	Method	Trial#	Batch#	Analysis Date and Time	Analyst	Dilution Factor
10905	8260 Full List w/ Sep. Xylenes	SW-846 8260B	1	W103031AA	10/30/2010 19:41	Emily R Styer	1
10905	8260 Full List w/ Sep. Xylenes	SW-846 8260B	1	W103062AA	11/02/2010 21:58	Emily R Styer	10
01163	GC/MS VOA Water Prep	SW-846 5030B	1	W103031AA	10/30/2010 19:41	Emily R Styer	1
01163	GC/MS VOA Water Prep	SW-846 5030B	2	W103062AA	11/02/2010 21:58	Emily R Styer	10
01146	GC VOA Water Prep	SW-846 5030B	1	10302B20A	10/29/2010 18:01	Marie D John	1
01728	TPH-GRO N. CA water C6-C12	SW-846 8015B	1	10302B20A	10/29/2010 18:01	Marie D John	1
07105	Volatile Headspace Hydrocarbon	RKSOP-175 08/11/94 modified	1	103050020A	11/02/2010 22:10	Elizabeth J Marin	1
11181	Custom TPH w/ Ranges Water Ext	SW-846 3510C	1	103030002A	10/31/2010 08:05	Karen R Rettew	1
02740	Custom TPH with Ranges (Water)	SW-846 8015B modified	1	103030002A	11/03/2010 00:58	Heather E Williams	1
00368	Nitrate Nitrogen	EPA 300.0	1	10301196601A	10/28/2010 14:41	Ashley M Adams	5
00228	Sulfate	EPA 300.0	1	10301196601A	10/28/2010 14:41	Ashley M Adams	5
00273	Total Organic Carbon	SM20 5310 C	1	10305049502A	11/01/2010 02:12	James S Mathiot	1
00202	Alkalinity to pH 4.5	SM20 2320 B	1	10307020202A	11/03/2010 08:53	Susan A Engle	1
00201	Alkalinity to pH 8.3	SM20 2320 B	1	10307020202A	11/03/2010 08:53	Susan A Engle	1
01454	Bicarbonate Alkalinity	SM20 2320 B	1	10307020202A	11/03/2010 08:53	Susan A Engle	1
00230	Sulfide	SM20 4500 S2 D	1	10305023001A	11/01/2010 09:55	Susan E Hibner	1



Analysis Report

2425 New Holland Pike, PO Box 12425, Lancaster, PA 17605-2425 • 717-656-2300 Fax: 717-656-2681 • www.lancasterlabs.com

Sample Description: MW-19A-W-101027 Filtered Grab Water
Facility# 206265 BBLW
1520 Powell St-Emeryville SLT2007076 MW-19A

LLI Sample # WW 6125089
LLI Group # 1218493
Account # 11964

Project Name: 206265

Collected: 10/27/2010 10:55 by LK

Chevron

6001 Bollinger Canyon Rd L4310
San Ramon CA 94583

Submitted: 10/28/2010 08:50

Reported: 11/09/2010 20:15

CAT No.	Analysis Name	CAS Number	As Received Result	As Received Method Detection Limit	Dilution Factor
Metals Dissolved					
		EPA 200.7 rev 4.4	ug/l	ug/l	
01754	Iron	7439-89-6	N.D.	52.2	1
07058	Manganese	7439-96-5	13.9	0.84	1

General Sample Comments

State of California Lab Certification No. 2501
This sample was field filtered for dissolved metals.

All QC is compliant unless otherwise noted. Please refer to the Quality Control Summary for overall QC performance data and associated samples.

Laboratory Sample Analysis Record

CAT No.	Analysis Name	Method	Trial#	Batch#	Analysis Date and Time	Analyst	Dilution Factor
01754	Iron	EPA 200.7 rev 4.4	1	103025716007	11/01/2010 02:47	Tara L Snyder	1
07058	Manganese	EPA 200.7 rev 4.4	1	103025716007	11/01/2010 02:47	Tara L Snyder	1
05716	EPA 600 ICP Digest (tot rec)	EPA 200.7 rev 4.4	1	103025716007	10/31/2010 12:10	James L Mertz	1

Sample Description: MW-X2-W-101027 Grab Water
Facility# 206265 BBLW
1520 Powell St-Emeryville SLT2007076 MW-X2

LLI Sample # WW 6125090
LLI Group # 1218493
Account # 11964

Project Name: 206265

Collected: 10/27/2010 12:15 by LK

Chevron

6001 Bollinger Canyon Rd L4310
San Ramon CA 94583

Submitted: 10/28/2010 08:50

Reported: 11/09/2010 20:15

MWX2-

CAT No.	Analysis Name	CAS Number	As Received Result	As Received Method Detection Limit	Dilution Factor
GC/MS Volatiles SW-846 8260B			ug/l	ug/l	
10905	Acetone	67-64-1	N.D.	6	1
10905	t-Amyl methyl ether	994-05-8	N.D.	0.5	1
10905	Benzene	71-43-2	N.D.	0.5	1
10905	Bromobenzene	108-86-1	N.D.	1	1
10905	Bromochloromethane	74-97-5	N.D.	1	1
10905	Bromodichloromethane	75-27-4	N.D.	1	1
10905	Bromoform	75-25-2	N.D.	1	1
10905	Bromomethane	74-83-9	N.D.	1	1
10905	2-Butanone	78-93-3	N.D.	3	1
10905	t-Butyl alcohol	75-65-0	N.D.	5	1
10905	n-Butylbenzene	104-51-8	N.D.	1	1
10905	sec-Butylbenzene	135-98-8	N.D.	1	1
10905	tert-Butylbenzene	98-06-6	N.D.	1	1
10905	Carbon Disulfide	75-15-0	N.D.	1	1
10905	Carbon Tetrachloride	56-23-5	N.D.	1	1
10905	Chlorobenzene	108-90-7	N.D.	0.8	1
10905	Chloroethane	75-00-3	N.D.	1	1
10905	2-Chloroethyl Vinyl Ether	110-75-8	N.D.	2	1
2-Chloroethyl vinyl ether may not be recovered if acid was used to preserve this sample.					
10905	Chloroform	67-66-3	N.D.	0.8	1
10905	Chloromethane	74-87-3	N.D.	1	1
10905	2-Chlorotoluene	95-49-8	N.D.	1	1
10905	4-Chlorotoluene	106-43-4	N.D.	1	1
10905	1,2-Dibromo-3-chloropropane	96-12-8	N.D.	2	1
10905	Dibromochloromethane	124-48-1	N.D.	1	1
10905	1,2-Dibromoethane	106-93-4	N.D.	0.5	1
10905	Dibromomethane	74-95-3	N.D.	1	1
10905	1,2-Dichlorobenzene	95-50-1	N.D.	1	1
10905	1,3-Dichlorobenzene	541-73-1	N.D.	1	1
10905	1,4-Dichlorobenzene	106-46-7	N.D.	1	1
10905	Dichlorodifluoromethane	75-71-8	N.D.	2	1
10905	1,1-Dichloroethane	75-34-3	N.D.	1	1
10905	1,2-Dichloroethane	107-06-2	N.D.	0.5	1
10905	1,1-Dichloroethene	75-35-4	N.D.	0.8	1
10905	cis-1,2-Dichloroethene	156-59-2	150	0.8	1
10905	trans-1,2-Dichloroethene	156-60-5	2	0.8	1
10905	1,2-Dichloropropane	78-87-5	N.D.	1	1
10905	1,3-Dichloropropane	142-28-9	N.D.	1	1
10905	2,2-Dichloropropane	594-20-7	N.D.	1	1
10905	1,1-Dichloropropene	563-58-6	N.D.	1	1
10905	cis-1,3-Dichloropropene	10061-01-5	N.D.	1	1
10905	trans-1,3-Dichloropropene	10061-02-6	N.D.	1	1
10905	Ethanol	64-17-5	N.D.	50	1
10905	Ethyl t-butyl ether	637-92-3	N.D.	0.5	1
10905	Ethylbenzene	100-41-4	N.D.	0.5	1
10905	Freon 113	76-13-1	N.D.	2	1
10905	Hexachlorobutadiene	87-68-3	N.D.	2	1
10905	2-Hexanone	591-78-6	N.D.	3	1
10905	di-Isopropyl ether	108-20-3	N.D.	0.5	1

Sample Description: MW-X2-W-101027 Grab Water
Facility# 206265 BBLW
1520 Powell St-Emeryville SLT2007076 MW-X2

LLI Sample # WW 6125090
LLI Group # 1218493
Account # 11964

Project Name: 206265

Collected: 10/27/2010 12:15 by LK

Chevron

6001 Bollinger Canyon Rd L4310
San Ramon CA 94583

Submitted: 10/28/2010 08:50

Reported: 11/09/2010 20:15

MWX2-

CAT No.	Analysis Name	CAS Number	As Received Result	As Received Method Detection Limit	Dilution Factor
GC/MS Volatiles SW-846 8260B			ug/l	ug/l	
10905	Isopropylbenzene	98-82-8	N.D.	1	1
10905	p-Isopropyltoluene	99-87-6	N.D.	1	1
10905	Methyl Tertiary Butyl Ether	1634-04-4	N.D.	0.5	1
10905	4-Methyl-2-pentanone	108-10-1	N.D.	3	1
10905	Methylene Chloride	75-09-2	N.D.	2	1
10905	Naphthalene	91-20-3	N.D.	1	1
10905	n-Propylbenzene	103-65-1	N.D.	1	1
10905	Styrene	100-42-5	N.D.	1	1
10905	1,1,1,2-Tetrachloroethane	630-20-6	N.D.	1	1
10905	1,1,2,2-Tetrachloroethane	79-34-5	11	1	1
10905	Tetrachloroethene	127-18-4	760	8	10
10905	Toluene	108-88-3	N.D.	0.5	1
10905	1,2,3-Trichlorobenzene	87-61-6	N.D.	1	1
10905	1,2,4-Trichlorobenzene	120-82-1	N.D.	1	1
10905	1,1,1-Trichloroethane	71-55-6	N.D.	0.8	1
10905	1,1,2-Trichloroethane	79-00-5	N.D.	0.8	1
10905	Trichloroethene	79-01-6	48	1	1
10905	Trichlorofluoromethane	75-69-4	N.D.	2	1
10905	1,2,3-Trichloropropane	96-18-4	N.D.	1	1
10905	1,2,4-Trimethylbenzene	95-63-6	N.D.	1	1
10905	1,3,5-Trimethylbenzene	108-67-8	N.D.	1	1
10905	Vinyl Chloride	75-01-4	N.D.	1	1
10905	m+p-Xylene	n.a.	N.D.	0.5	1
10905	o-Xylene	95-47-6	N.D.	0.5	1
GC Volatiles SW-846 8015B			ug/l	ug/l	
01728	TPH-GRO N. CA water C6-C12	n.a.	420	50	1
GC Extractable TPH SW-846 8015B modified			ug/l	ug/l	
02740	C11-C36	n.a.	110	49	1
02740	Total TPH	n.a.	110	49	1
GC Miscellaneous RSKSOP-175 08/11/94 modified			ug/l	ug/l	
07105	Ethane	74-84-0	N.D.	1.0	1
07105	Ethene	74-85-1	N.D.	1.0	1
07105	Methane	74-82-8	N.D.	5.0	1
Wet Chemistry EPA 300.0			ug/l	ug/l	
00368	Nitrate Nitrogen	14797-55-8	1,000	250	5
00228	Sulfate	14808-79-8	28,900	1,500	5
SM20 5310 C			ug/l	ug/l	
00273	Total Organic Carbon	n.a.	19,700	500	1
SM20 2320 B			ug/l as CaCO3	ug/l as CaCO3	



Analysis Report

2425 New Holland Pike, PO Box 12425, Lancaster, PA 17605-2425 • 717-656-2300 Fax: 717-656-2681 • www.lancasterlabs.com

Sample Description: MW-X2-W-101027 Grab Water
Facility# 206265 BBLW
1520 Powell St-Emeryville SLT2007076 MW-X2

LLI Sample # WW 6125090
LLI Group # 1218493
Account # 11964

Project Name: 206265

Collected: 10/27/2010 12:15 by LK

Chevron

6001 Bollinger Canyon Rd L4310
San Ramon CA 94583

Submitted: 10/28/2010 08:50

Reported: 11/09/2010 20:15

MWX2-

CAT No.	Analysis Name	CAS Number	As Received Result	As Received Method Detection Limit	Dilution Factor
Wet Chemistry SM20 2320 B			ug/l as CaCO3	ug/l as CaCO3	
00202	Alkalinity to pH 4.5	n.a.	69,300	460	1
00201	Alkalinity to pH 8.3	n.a.	N.D.	460	1
01454	Bicarbonate Alkalinity	n.a.	69,300	460	1
SM20 4500 S2 D			ug/l	ug/l	
00230	Sulfide	18496-25-8	N.D.	54	1

General Sample Comments

State of California Lab Certification No. 2501

All QC is compliant unless otherwise noted. Please refer to the Quality Control Summary for overall QC performance data and associated samples.

Laboratory Sample Analysis Record

CAT No.	Analysis Name	Method	Trial#	Batch#	Analysis Date and Time	Analyst	Dilution Factor
10905	8260 Full List w/ Sep. Xylenes	SW-846 8260B	1	W103062AA	11/02/2010 22:21	Emily R Styer	1
10905	8260 Full List w/ Sep. Xylenes	SW-846 8260B	1	W103062AA	11/02/2010 22:45	Emily R Styer	10
01163	GC/MS VOA Water Prep	SW-846 5030B	1	W103062AA	11/02/2010 22:21	Emily R Styer	1
01163	GC/MS VOA Water Prep	SW-846 5030B	2	W103062AA	11/02/2010 22:45	Emily R Styer	10
01146	GC VOA Water Prep	SW-846 5030B	1	10302B20A	10/29/2010 18:23	Marie D John	1
01728	TPH-GRO N. CA water C6-C12	SW-846 8015B	1	10302B20A	10/29/2010 18:23	Marie D John	1
07105	Volatile Headspace Hydrocarbon	RKSOP-175 08/11/94 modified	1	103050020A	11/02/2010 22:26	Elizabeth J Marin	1
11181	Custom TPH w/ Ranges Water Ext	SW-846 3510C	1	103030002A	10/31/2010 08:05	Karen R Rettew	1
02740	Custom TPH with Ranges (Water)	SW-846 8015B modified	1	103030002A	11/03/2010 01:27	Heather E Williams	1
00368	Nitrate Nitrogen	EPA 300.0	1	10301196601A	10/28/2010 14:58	Ashley M Adams	5
00228	Sulfate	EPA 300.0	1	10301196601A	10/28/2010 14:58	Ashley M Adams	5
00273	Total Organic Carbon	SM20 5310 C	1	10305049502A	11/01/2010 02:19	James S Mathiot	1
00202	Alkalinity to pH 4.5	SM20 2320 B	1	10307020202A	11/03/2010 08:53	Susan A Engle	1
00201	Alkalinity to pH 8.3	SM20 2320 B	1	10307020202A	11/03/2010 08:53	Susan A Engle	1
01454	Bicarbonate Alkalinity	SM20 2320 B	1	10307020202A	11/03/2010 08:53	Susan A Engle	1
00230	Sulfide	SM20 4500 S2 D	1	10305023001A	11/01/2010 09:55	Susan E Hibner	1



Analysis Report

2425 New Holland Pike, PO Box 12425, Lancaster, PA 17605-2425 • 717-656-2300 Fax: 717-656-2681 • www.lancasterlabs.com

Sample Description: MW-X2-W-101027 Filtered Grab Water
Facility# 206265 BBLW
1520 Powell St-Emeryville SLT2007076 MW-X2

LLI Sample # WW 6125091
LLI Group # 1218493
Account # 11964

Project Name: 206265

Collected: 10/27/2010 12:15 by LK

Chevron

6001 Bollinger Canyon Rd L4310
San Ramon CA 94583

Submitted: 10/28/2010 08:50

Reported: 11/09/2010 20:15

CAT No.	Analysis Name	CAS Number	As Received Result	As Received Method Detection Limit	Dilution Factor
Metals Dissolved					
		EPA 200.7 rev 4.4	ug/l	ug/l	
01754	Iron	7439-89-6	N.D.	52.2	1
07058	Manganese	7439-96-5	202	0.84	1

General Sample Comments

State of California Lab Certification No. 2501
This sample was field filtered for dissolved metals.

All QC is compliant unless otherwise noted. Please refer to the Quality Control Summary for overall QC performance data and associated samples.

Laboratory Sample Analysis Record

CAT No.	Analysis Name	Method	Trial#	Batch#	Analysis Date and Time	Analyst	Dilution Factor
01754	Iron	EPA 200.7 rev 4.4	1	103025716007	11/01/2010 02:57	Tara L Snyder	1
07058	Manganese	EPA 200.7 rev 4.4	1	103025716007	11/01/2010 02:57	Tara L Snyder	1
05716	EPA 600 ICP Digest (tot rec)	EPA 200.7 rev 4.4	1	103025716007	10/31/2010 12:10	James L Mertz	1

Sample Description: MW-18-W-101027 Grab Water
Facility# 206265 BBLW
1520 Powell St-Emeryville SLT2007076 MW-18

LLI Sample # WW 6125092
LLI Group # 1218493
Account # 11964

Project Name: 206265

Collected: 10/27/2010 14:40 by LK

Chevron

6001 Bollinger Canyon Rd L4310
San Ramon CA 94583

Submitted: 10/28/2010 08:50

Reported: 11/09/2010 20:15

MW18-

CAT No.	Analysis Name	CAS Number	As Received Result	As Received Method Detection Limit	Dilution Factor
GC/MS Volatiles SW-846 8260B			ug/l	ug/l	
10905	Acetone	67-64-1	N.D.	6	1
10905	t-Amyl methyl ether	994-05-8	N.D.	0.5	1
10905	Benzene	71-43-2	N.D.	0.5	1
10905	Bromobenzene	108-86-1	N.D.	1	1
10905	Bromochloromethane	74-97-5	N.D.	1	1
10905	Bromodichloromethane	75-27-4	N.D.	1	1
10905	Bromoform	75-25-2	N.D.	1	1
10905	Bromomethane	74-83-9	N.D.	1	1
10905	2-Butanone	78-93-3	N.D.	3	1
10905	t-Butyl alcohol	75-65-0	N.D.	5	1
10905	n-Butylbenzene	104-51-8	N.D.	1	1
10905	sec-Butylbenzene	135-98-8	N.D.	1	1
10905	tert-Butylbenzene	98-06-6	N.D.	1	1
10905	Carbon Disulfide	75-15-0	N.D.	1	1
10905	Carbon Tetrachloride	56-23-5	N.D.	1	1
10905	Chlorobenzene	108-90-7	N.D.	0.8	1
10905	Chloroethane	75-00-3	N.D.	1	1
10905	2-Chloroethyl Vinyl Ether	110-75-8	N.D.	2	1
2-Chloroethyl vinyl ether may not be recovered if acid was used to preserve this sample.					
10905	Chloroform	67-66-3	N.D.	0.8	1
10905	Chloromethane	74-87-3	N.D.	1	1
10905	2-Chlorotoluene	95-49-8	N.D.	1	1
10905	4-Chlorotoluene	106-43-4	N.D.	1	1
10905	1,2-Dibromo-3-chloropropane	96-12-8	N.D.	2	1
10905	Dibromochloromethane	124-48-1	N.D.	1	1
10905	1,2-Dibromoethane	106-93-4	N.D.	0.5	1
10905	Dibromomethane	74-95-3	N.D.	1	1
10905	1,2-Dichlorobenzene	95-50-1	N.D.	1	1
10905	1,3-Dichlorobenzene	541-73-1	N.D.	1	1
10905	1,4-Dichlorobenzene	106-46-7	N.D.	1	1
10905	Dichlorodifluoromethane	75-71-8	N.D.	2	1
10905	1,1-Dichloroethane	75-34-3	N.D.	1	1
10905	1,2-Dichloroethane	107-06-2	N.D.	0.5	1
10905	1,1-Dichloroethene	75-35-4	N.D.	0.8	1
10905	cis-1,2-Dichloroethene	156-59-2	N.D.	0.8	1
10905	trans-1,2-Dichloroethene	156-60-5	N.D.	0.8	1
10905	1,2-Dichloropropane	78-87-5	N.D.	1	1
10905	1,3-Dichloropropane	142-28-9	N.D.	1	1
10905	2,2-Dichloropropane	594-20-7	N.D.	1	1
10905	1,1-Dichloropropene	563-58-6	N.D.	1	1
10905	cis-1,3-Dichloropropene	10061-01-5	N.D.	1	1
10905	trans-1,3-Dichloropropene	10061-02-6	N.D.	1	1
10905	Ethanol	64-17-5	N.D.	50	1
10905	Ethyl t-butyl ether	637-92-3	N.D.	0.5	1
10905	Ethylbenzene	100-41-4	N.D.	0.5	1
10905	Freon 113	76-13-1	N.D.	2	1
10905	Hexachlorobutadiene	87-68-3	N.D.	2	1
10905	2-Hexanone	591-78-6	N.D.	3	1
10905	di-Isopropyl ether	108-20-3	N.D.	0.5	1

Sample Description: MW-18-W-101027 Grab Water
Facility# 206265 BBLW
1520 Powell St-Emeryville SLT2007076 MW-18

LLI Sample # WW 6125092
LLI Group # 1218493
Account # 11964

Project Name: 206265

Collected: 10/27/2010 14:40 by LK

Chevron

6001 Bollinger Canyon Rd L4310
San Ramon CA 94583

Submitted: 10/28/2010 08:50

Reported: 11/09/2010 20:15

MW18-

CAT No.	Analysis Name	CAS Number	As Received Result	As Received Method Detection Limit	Dilution Factor
GC/MS Volatiles SW-846 8260B			ug/l	ug/l	
10905	Isopropylbenzene	98-82-8	N.D.	1	1
10905	p-Isopropyltoluene	99-87-6	N.D.	1	1
10905	Methyl Tertiary Butyl Ether	1634-04-4	N.D.	0.5	1
10905	4-Methyl-2-pentanone	108-10-1	N.D.	3	1
10905	Methylene Chloride	75-09-2	N.D.	2	1
10905	Naphthalene	91-20-3	N.D.	1	1
10905	n-Propylbenzene	103-65-1	N.D.	1	1
10905	Styrene	100-42-5	N.D.	1	1
10905	1,1,1,2-Tetrachloroethane	630-20-6	N.D.	1	1
10905	1,1,2,2-Tetrachloroethane	79-34-5	N.D.	1	1
10905	Tetrachloroethene	127-18-4	7	0.8	1
10905	Toluene	108-88-3	N.D.	0.5	1
10905	1,2,3-Trichlorobenzene	87-61-6	N.D.	1	1
10905	1,2,4-Trichlorobenzene	120-82-1	N.D.	1	1
10905	1,1,1-Trichloroethane	71-55-6	N.D.	0.8	1
10905	1,1,2-Trichloroethane	79-00-5	N.D.	0.8	1
10905	Trichloroethene	79-01-6	10	1	1
10905	Trichlorofluoromethane	75-69-4	N.D.	2	1
10905	1,2,3-Trichloropropane	96-18-4	N.D.	1	1
10905	1,2,4-Trimethylbenzene	95-63-6	N.D.	1	1
10905	1,3,5-Trimethylbenzene	108-67-8	N.D.	1	1
10905	Vinyl Chloride	75-01-4	N.D.	1	1
10905	m+p-Xylene	n.a.	N.D.	0.5	1
10905	o-Xylene	95-47-6	N.D.	0.5	1
GC Volatiles SW-846 8015B			ug/l	ug/l	
01728	TPH-GRO N. CA water C6-C12	n.a.	N.D.	50	1
GC Extractable TPH SW-846 8015B modified			ug/l	ug/l	
02740	C11-C36	n.a.	N.D.	51	1
02740	Total TPH	n.a.	N.D.	51	1
GC Miscellaneous RSKSOP-175 08/11/94 modified			ug/l	ug/l	
07105	Ethane	74-84-0	N.D.	1.0	1
07105	Ethene	74-85-1	N.D.	1.0	1
07105	Methane	74-82-8	N.D.	5.0	1
Wet Chemistry EPA 300.0			ug/l	ug/l	
00368	Nitrate Nitrogen	14797-55-8	2,200	250	5
00228	Sulfate	14808-79-8	38,400	1,500	5
SM20 5310 C			ug/l	ug/l	
00273	Total Organic Carbon	n.a.	1,900	500	1
SM20 2320 B			ug/l as CaCO3	ug/l as CaCO3	

Sample Description: MW-18-W-101027 Grab Water
Facility# 206265 BBLW
 1520 Powell St-Emeryville SLT2007076 MW-18

LLI Sample # WW 6125092
LLI Group # 1218493
Account # 11964

Project Name: 206265

Collected: 10/27/2010 14:40 by LK

Chevron

6001 Bollinger Canyon Rd L4310
San Ramon CA 94583

Submitted: 10/28/2010 08:50

Reported: 11/09/2010 20:15

MW18-

CAT No.	Analysis Name	CAS Number	As Received Result	As Received Method Detection Limit	Dilution Factor
Wet Chemistry			ug/l as CaCO3	ug/l as CaCO3	
00202	Alkalinity to pH 4.5	n.a.	142,000	460	1
00201	Alkalinity to pH 8.3	n.a.	N.D.	460	1
01454	Bicarbonate Alkalinity	n.a.	142,000	460	1
SM20 2320 B					
SM20 4500 S2 D			ug/l	ug/l	
00230	Sulfide	18496-25-8	N.D.	54	1

General Sample Comments

State of California Lab Certification No. 2501

All QC is compliant unless otherwise noted. Please refer to the Quality Control Summary for overall QC performance data and associated samples.

Laboratory Sample Analysis Record

CAT No.	Analysis Name	Method	Trial#	Batch#	Analysis Date and Time	Analyst	Dilution Factor
10905	8260 Full List w/ Sep. Xylenes	SW-846 8260B	1	W103031AA	10/30/2010 20:04	Emily R Styer	1
01163	GC/MS VOA Water Prep	SW-846 5030B	1	W103031AA	10/30/2010 20:04	Emily R Styer	1
01146	GC VOA Water Prep	SW-846 5030B	1	10302B20A	10/29/2010 18:44	Marie D John	1
01728	TPH-GRO N. CA water C6-C12	SW-846 8015B	1	10302B20A	10/29/2010 18:44	Marie D John	1
07105	Volatile Headspace Hydrocarbon	RSKSOP-175 08/11/94 modified	1	103050020A	11/02/2010 22:42	Elizabeth J Marin	1
11181	Custom TPH w/ Ranges Water Ext	SW-846 3510C	1	103030002A	10/31/2010 08:05	Karen R Rettew	1
02740	Custom TPH with Ranges (Water)	SW-846 8015B modified	1	103030002A	11/03/2010 01:57	Heather E Williams	1
00368	Nitrate Nitrogen	EPA 300.0	1	10301196601A	10/28/2010 15:21	Ashley M Adams	5
00228	Sulfate	EPA 300.0	1	10301196601A	10/28/2010 15:21	Ashley M Adams	5
00273	Total Organic Carbon	SM20 5310 C	1	10305049502A	11/01/2010 02:27	James S Mathiot	1
00202	Alkalinity to pH 4.5	SM20 2320 B	1	10307020202A	11/03/2010 08:53	Susan A Engle	1
00201	Alkalinity to pH 8.3	SM20 2320 B	1	10307020202A	11/03/2010 08:53	Susan A Engle	1
01454	Bicarbonate Alkalinity	SM20 2320 B	1	10307020202A	11/03/2010 08:53	Susan A Engle	1
00230	Sulfide	SM20 4500 S2 D	1	10305023001A	11/01/2010 09:55	Susan E Hibner	1



Analysis Report

2425 New Holland Pike, PO Box 12425, Lancaster, PA 17605-2425 • 717-656-2300 Fax: 717-656-2681 • www.lancasterlabs.com

Sample Description: MW-18-W-101027 Filtered Grab Water
Facility# 206265 BBLW
1520 Powell St-Emeryville SLT2007076 MW-18

LLI Sample # WW 6125093
LLI Group # 1218493
Account # 11964

Project Name: 206265

Collected: 10/27/2010 14:40 by LK

Chevron

6001 Bollinger Canyon Rd L4310
San Ramon CA 94583

Submitted: 10/28/2010 08:50

Reported: 11/09/2010 20:15

CAT No.	Analysis Name	CAS Number	As Received Result	As Received Method Detection Limit	Dilution Factor
Metals Dissolved					
		EPA 200.7 rev 4.4	ug/l	ug/l	
01754	Iron	7439-89-6	N.D.	52.2	1
07058	Manganese	7439-96-5	41.5	0.84	1

General Sample Comments

State of California Lab Certification No. 2501
This sample was field filtered for dissolved metals.

All QC is compliant unless otherwise noted. Please refer to the Quality Control Summary for overall QC performance data and associated samples.

Laboratory Sample Analysis Record

CAT No.	Analysis Name	Method	Trial#	Batch#	Analysis Date and Time	Analyst	Dilution Factor
01754	Iron	EPA 200.7 rev 4.4	1	103025716007	11/01/2010 03:00	Tara L Snyder	1
07058	Manganese	EPA 200.7 rev 4.4	1	103025716007	11/01/2010 03:00	Tara L Snyder	1
05716	EPA 600 ICP Digest (tot rec)	EPA 200.7 rev 4.4	1	103025716007	10/31/2010 12:10	James L Mertz	1

Sample Description: QA-T-101027 NA Water
Facility# 206265 BBLW
1520 Powell St-Emeryville SLT2007076 QA

LLI Sample # WW 6125094
LLI Group # 1218493
Account # 11964

Project Name: 206265

Collected: 10/27/2010

Chevron

Submitted: 10/28/2010 08:50

6001 Bollinger Canyon Rd L4310

Reported: 11/09/2010 20:15

San Ramon CA 94583

6265Q

CAT No.	Analysis Name	CAS Number	As Received Result	As Received Method Detection Limit	Dilution Factor
GC/MS Volatiles SW-846 8260B			ug/l	ug/l	
10905	Acetone	67-64-1	N.D.	6	1
10905	t-Amyl methyl ether	994-05-8	N.D.	0.5	1
10905	Benzene	71-43-2	N.D.	0.5	1
10905	Bromobenzene	108-86-1	N.D.	1	1
10905	Bromochloromethane	74-97-5	N.D.	1	1
10905	Bromodichloromethane	75-27-4	N.D.	1	1
10905	Bromoform	75-25-2	N.D.	1	1
10905	Bromomethane	74-83-9	N.D.	1	1
10905	2-Butanone	78-93-3	N.D.	3	1
10905	t-Butyl alcohol	75-65-0	N.D.	5	1
10905	n-Butylbenzene	104-51-8	N.D.	1	1
10905	sec-Butylbenzene	135-98-8	N.D.	1	1
10905	tert-Butylbenzene	98-06-6	N.D.	1	1
10905	Carbon Disulfide	75-15-0	N.D.	1	1
10905	Carbon Tetrachloride	56-23-5	N.D.	1	1
10905	Chlorobenzene	108-90-7	N.D.	0.8	1
10905	Chloroethane	75-00-3	N.D.	1	1
10905	2-Chloroethyl Vinyl Ether	110-75-8	N.D.	2	1
2-Chloroethyl vinyl ether may not be recovered if acid was used to preserve this sample.					
10905	Chloroform	67-66-3	N.D.	0.8	1
10905	Chloromethane	74-87-3	N.D.	1	1
10905	2-Chlorotoluene	95-49-8	N.D.	1	1
10905	4-Chlorotoluene	106-43-4	N.D.	1	1
10905	1,2-Dibromo-3-chloropropane	96-12-8	N.D.	2	1
10905	Dibromochloromethane	124-48-1	N.D.	1	1
10905	1,2-Dibromoethane	106-93-4	N.D.	0.5	1
10905	Dibromomethane	74-95-3	N.D.	1	1
10905	1,2-Dichlorobenzene	95-50-1	N.D.	1	1
10905	1,3-Dichlorobenzene	541-73-1	N.D.	1	1
10905	1,4-Dichlorobenzene	106-46-7	N.D.	1	1
10905	Dichlorodifluoromethane	75-71-8	N.D.	2	1
10905	1,1-Dichloroethane	75-34-3	N.D.	1	1
10905	1,2-Dichloroethane	107-06-2	N.D.	0.5	1
10905	1,1-Dichloroethene	75-35-4	N.D.	0.8	1
10905	cis-1,2-Dichloroethene	156-59-2	N.D.	0.8	1
10905	trans-1,2-Dichloroethene	156-60-5	N.D.	0.8	1
10905	1,2-Dichloropropane	78-87-5	N.D.	1	1
10905	1,3-Dichloropropane	142-28-9	N.D.	1	1
10905	2,2-Dichloropropane	594-20-7	N.D.	1	1
10905	1,1-Dichloropropene	563-58-6	N.D.	1	1
10905	cis-1,3-Dichloropropene	10061-01-5	N.D.	1	1
10905	trans-1,3-Dichloropropene	10061-02-6	N.D.	1	1
10905	Ethanol	64-17-5	N.D.	50	1
10905	Ethyl t-butyl ether	637-92-3	N.D.	0.5	1
10905	Ethylbenzene	100-41-4	N.D.	0.5	1
10905	Freon 113	76-13-1	N.D.	2	1
10905	Hexachlorobutadiene	87-68-3	N.D.	2	1
10905	2-Hexanone	591-78-6	N.D.	3	1
10905	di-Isopropyl ether	108-20-3	N.D.	0.5	1



Analysis Report

2425 New Holland Pike, PO Box 12425, Lancaster, PA 17605-2425 • 717-656-2300 Fax: 717-656-2681 • www.lancasterlabs.com

Sample Description: QA-T-101027 NA Water
Facility# 206265 BBLW
1520 Powell St-Emeryville SLT2007076 QA

LLI Sample # WW 6125094
LLI Group # 1218493
Account # 11964

Project Name: 206265

Collected: 10/27/2010

Chevron

6001 Bollinger Canyon Rd L4310
San Ramon CA 94583

Submitted: 10/28/2010 08:50

Reported: 11/09/2010 20:15

6265Q

CAT No.	Analysis Name	CAS Number	As Received Result	As Received Method Detection Limit	Dilution Factor
GC/MS Volatiles SW-846 8260B			ug/l	ug/l	
10905	Isopropylbenzene	98-82-8	N.D.	1	1
10905	p-Isopropyltoluene	99-87-6	N.D.	1	1
10905	Methyl Tertiary Butyl Ether	1634-04-4	N.D.	0.5	1
10905	4-Methyl-2-pentanone	108-10-1	N.D.	3	1
10905	Methylene Chloride	75-09-2	N.D.	2	1
10905	Naphthalene	91-20-3	N.D.	1	1
10905	n-Propylbenzene	103-65-1	N.D.	1	1
10905	Styrene	100-42-5	N.D.	1	1
10905	1,1,1,2-Tetrachloroethane	630-20-6	N.D.	1	1
10905	1,1,2,2-Tetrachloroethane	79-34-5	N.D.	1	1
10905	Tetrachloroethene	127-18-4	N.D.	0.8	1
10905	Toluene	108-88-3	N.D.	0.5	1
10905	1,2,3-Trichlorobenzene	87-61-6	N.D.	1	1
10905	1,2,4-Trichlorobenzene	120-82-1	N.D.	1	1
10905	1,1,1-Trichloroethane	71-55-6	N.D.	0.8	1
10905	1,1,2-Trichloroethane	79-00-5	N.D.	0.8	1
10905	Trichloroethene	79-01-6	N.D.	1	1
10905	Trichlorofluoromethane	75-69-4	N.D.	2	1
10905	1,2,3-Trichloropropane	96-18-4	N.D.	1	1
10905	1,2,4-Trimethylbenzene	95-63-6	N.D.	1	1
10905	1,3,5-Trimethylbenzene	108-67-8	N.D.	1	1
10905	Vinyl Chloride	75-01-4	N.D.	1	1
10905	m+p-Xylene	n.a.	N.D.	0.5	1
10905	o-Xylene	95-47-6	N.D.	0.5	1

A GC/MS volatile surrogate standard recovery was outside of the upper QC limit.
A re-analysis was not performed due to limited sample volume. No compounds were detected in the analysis.

GC Volatiles	SW-846 8015B	ug/l	ug/l	Dilution Factor
01728 TPH-GRO N. CA water C6-C12	n.a.	N.D.	50	1

General Sample Comments

State of California Lab Certification No. 2501

All QC is compliant unless otherwise noted. Please refer to the Quality Control Summary for overall QC performance data and associated samples.

Laboratory Sample Analysis Record

CAT No.	Analysis Name	Method	Trial#	Batch#	Analysis Date and Time	Analyst	Dilution Factor
10905	8260 Full List w/ Sep. Xylenes	SW-846 8260B	1	W103031AA	10/30/2010 15:46	Emily R Styer	1
01163	GC/MS VOA Water Prep	SW-846 5030B	1	W103031AA	10/30/2010 15:46	Emily R Styer	1
01146	GC VOA Water Prep	SW-846 5030B	1	10302B20A	10/29/2010 16:55	Marie D John	1
01728	TPH-GRO N. CA water C6-C12	SW-846 8015B	1	10302B20A	10/29/2010 16:55	Marie D John	1

Quality Control Summary

 Client Name: Chevron
 Reported: 11/09/10 at 08:15 PM

Group Number: 1218493

Matrix QC may not be reported if site-specific QC samples were not submitted. In these situations, to demonstrate precision and accuracy at a batch level, a LCS/LCSD was performed, unless otherwise specified in the method.

Laboratory Compliance Quality Control

<u>Analysis Name</u>	<u>Blank Result</u>	<u>Blank MDL</u>	<u>Report Units</u>	<u>LCS %REC</u>	<u>LCSD %REC</u>	<u>LCS/LCSD Limits</u>	<u>RPD</u>	<u>RPD Max</u>
Batch number: W103031AA	Sample number(s): 6125084,6125088,6125092,6125094							
Acetone	N.D.	6.	ug/l	163		49-234		
t-Amyl methyl ether	N.D.	0.5	ug/l	92		77-120		
Benzene	N.D.	0.5	ug/l	101		79-120		
Bromobenzene	N.D.	1.	ug/l	99		80-120		
Bromochloromethane	N.D.	1.	ug/l	96		80-120		
Bromodichloromethane	N.D.	1.	ug/l	103		80-120		
Bromoform	N.D.	1.	ug/l	107		61-120		
Bromomethane	N.D.	1.	ug/l	71		44-120		
2-Butanone	N.D.	3.	ug/l	126		66-151		
t-Butyl alcohol	N.D.	5.	ug/l	105		62-129		
n-Butylbenzene	N.D.	1.	ug/l	85		74-120		
sec-Butylbenzene	N.D.	1.	ug/l	84		78-120		
tert-Butylbenzene	N.D.	1.	ug/l	87		80-120		
Carbon Disulfide	N.D.	1.	ug/l	113		62-120		
Carbon Tetrachloride	N.D.	1.	ug/l	119		75-123		
Chlorobenzene	N.D.	0.8	ug/l	103		80-120		
Chloroethane	N.D.	1.	ug/l	71		49-129		
2-Chloroethyl Vinyl Ether	N.D.	2.	ug/l	88		56-129		
Chloroform	N.D.	0.8	ug/l	103		77-122		
Chloromethane	N.D.	1.	ug/l	76		60-129		
2-Chlorotoluene	N.D.	1.	ug/l	93		80-120		
4-Chlorotoluene	N.D.	1.	ug/l	96		80-120		
1,2-Dibromo-3-chloropropane	N.D.	2.	ug/l	91		66-120		
Dibromochloromethane	N.D.	1.	ug/l	108		80-120		
1,2-Dibromoethane	N.D.	0.5	ug/l	105		80-120		
Dibromomethane	N.D.	1.	ug/l	101		80-120		
1,2-Dichlorobenzene	N.D.	1.	ug/l	99		80-120		
1,3-Dichlorobenzene	N.D.	1.	ug/l	95		80-120		
1,4-Dichlorobenzene	N.D.	1.	ug/l	96		80-120		
Dichlorodifluoromethane	N.D.	2.	ug/l	94		47-120		
1,1-Dichloroethane	N.D.	1.	ug/l	103		79-120		
1,2-Dichloroethane	N.D.	0.5	ug/l	106		70-130		
1,1-Dichloroethene	N.D.	0.8	ug/l	108		74-123		
cis-1,2-Dichloroethene	N.D.	0.8	ug/l	103		80-120		
trans-1,2-Dichloroethene	N.D.	0.8	ug/l	104		80-120		
1,2-Dichloropropane	N.D.	1.	ug/l	100		78-120		
1,3-Dichloropropane	N.D.	1.	ug/l	103		80-120		
2,2-Dichloropropane	N.D.	1.	ug/l	110		77-124		
1,1-Dichloropropene	N.D.	1.	ug/l	104		80-120		
cis-1,3-Dichloropropene	N.D.	1.	ug/l	93		80-120		
trans-1,3-Dichloropropene	N.D.	1.	ug/l	103		79-120		
Ethanol	N.D.	50.	ug/l	101		54-149		
Ethyl t-butyl ether	N.D.	0.5	ug/l	93		76-120		
Ethylbenzene	N.D.	0.5	ug/l	97		79-120		
Freon 113	N.D.	2.	ug/l	120		69-128		
Hexachlorobutadiene	N.D.	2.	ug/l	95		58-120		

*- Outside of specification

- (1) The result for one or both determinations was less than five times the LOQ.
- (2) The unspiked result was more than four times the spike added.

Quality Control Summary

Client Name: Chevron

Group Number: 1218493

Reported: 11/09/10 at 08:15 PM

<u>Analysis Name</u>	<u>Blank Result</u>	<u>Blank MDL</u>	<u>Report Units</u>	<u>LCS %REC</u>	<u>LCSD %REC</u>	<u>LCS/LCSD Limits</u>	<u>RPD</u>	<u>RPD Max</u>
2-Hexanone	N.D.	3.	ug/l	112		65-136		
di-Isopropyl ether	N.D.	0.5	ug/l	101		71-124		
Isopropylbenzene	N.D.	1.	ug/l	90		77-120		
p-Isopropyltoluene	N.D.	1.	ug/l	88		80-120		
Methyl Tertiary Butyl Ether	N.D.	0.5	ug/l	102		76-120		
4-Methyl-2-pentanone	N.D.	3.	ug/l	92		70-121		
Methylene Chloride	N.D.	2.	ug/l	99		80-120		
Naphthalene	N.D.	1.	ug/l	80		62-120		
n-Propylbenzene	N.D.	1.	ug/l	91		80-120		
Styrene	N.D.	1.	ug/l	93		80-120		
1,1,1,2-Tetrachloroethane	N.D.	1.	ug/l	108		80-120		
1,1,2,2-Tetrachloroethane	N.D.	1.	ug/l	89		71-120		
Tetrachloroethene	N.D.	0.8	ug/l	107		80-121		
Toluene	N.D.	0.5	ug/l	99		79-120		
1,2,3-Trichlorobenzene	N.D.	1.	ug/l	80		65-120		
1,2,4-Trichlorobenzene	N.D.	1.	ug/l	79		67-120		
1,1,1-Trichloroethane	N.D.	0.8	ug/l	110		75-127		
1,1,2-Trichloroethane	N.D.	0.8	ug/l	104		80-120		
Trichloroethene	N.D.	1.	ug/l	102		80-120		
Trichlorofluoromethane	N.D.	2.	ug/l	103		64-129		
1,2,3-Trichloropropane	N.D.	1.	ug/l	96		80-120		
1,2,4-Trimethylbenzene	N.D.	1.	ug/l	91		74-120		
1,3,5-Trimethylbenzene	N.D.	1.	ug/l	90		75-120		
Vinyl Chloride	N.D.	1.	ug/l	82		65-125		
m+p-Xylene	N.D.	0.5	ug/l	100		80-120		
o-Xylene	N.D.	0.5	ug/l	93		80-120		

Batch number: W103062AA

Sample number(s): 6125086,6125088,6125090

Acetone	N.D.	6.	ug/l	89		49-234		
t-Amyl methyl ether	N.D.	0.5	ug/l	94		77-120		
Benzene	N.D.	0.5	ug/l	103		79-120		
Bromobenzene	N.D.	1.	ug/l	93		80-120		
Bromochloromethane	N.D.	1.	ug/l	101		80-120		
Bromodichloromethane	N.D.	1.	ug/l	99		80-120		
Bromoform	N.D.	1.	ug/l	105		61-120		
Bromomethane	N.D.	1.	ug/l	65		44-120		
2-Butanone	N.D.	3.	ug/l	96		66-151		
t-Butyl alcohol	N.D.	5.	ug/l	108		62-129		
n-Butylbenzene	N.D.	1.	ug/l	79		74-120		
sec-Butylbenzene	N.D.	1.	ug/l	84		78-120		
tert-Butylbenzene	N.D.	1.	ug/l	88		80-120		
Carbon Disulfide	N.D.	1.	ug/l	102		62-120		
Carbon Tetrachloride	N.D.	1.	ug/l	112		75-123		
Chlorobenzene	N.D.	0.8	ug/l	102		80-120		
Chloroethane	N.D.	1.	ug/l	65		49-129		
2-Chloroethyl Vinyl Ether	N.D.	2.	ug/l	84		56-129		
Chloroform	N.D.	0.8	ug/l	103		77-122		
Chloromethane	N.D.	1.	ug/l	64		60-129		
2-Chlorotoluene	N.D.	1.	ug/l	93		80-120		
4-Chlorotoluene	N.D.	1.	ug/l	97		80-120		
1,2-Dibromo-3-chloropropane	N.D.	2.	ug/l	85		66-120		
Dibromochloromethane	N.D.	1.	ug/l	106		80-120		
1,2-Dibromoethane	N.D.	0.5	ug/l	97		80-120		
Dibromomethane	N.D.	1.	ug/l	97		80-120		
1,2-Dichlorobenzene	N.D.	1.	ug/l	94		80-120		
1,3-Dichlorobenzene	N.D.	1.	ug/l	93		80-120		
1,4-Dichlorobenzene	N.D.	1.	ug/l	94		80-120		
Dichlorodifluoromethane	N.D.	2.	ug/l	71		47-120		

*- Outside of specification

- (1) The result for one or both determinations was less than five times the LOQ.
- (2) The unspiked result was more than four times the spike added.

Quality Control Summary

Client Name: Chevron

Group Number: 1218493

Reported: 11/09/10 at 08:15 PM

<u>Analysis Name</u>	<u>Blank Result</u>	<u>Blank MDL</u>	<u>Report Units</u>	<u>LCS %REC</u>	<u>LCSD %REC</u>	<u>LCS/LCSD Limits</u>	<u>RPD</u>	<u>RPD Max</u>
1,1-Dichloroethane	N.D.	1.	ug/l	98		79-120		
1,2-Dichloroethane	N.D.	0.5	ug/l	102		70-130		
1,1-Dichloroethene	N.D.	0.8	ug/l	95		74-123		
cis-1,2-Dichloroethene	N.D.	0.8	ug/l	100		80-120		
trans-1,2-Dichloroethene	N.D.	0.8	ug/l	99		80-120		
1,2-Dichloropropane	N.D.	1.	ug/l	98		78-120		
1,3-Dichloropropane	N.D.	1.	ug/l	100		80-120		
2,2-Dichloropropane	N.D.	1.	ug/l	103		77-124		
1,1-Dichloropropene	N.D.	1.	ug/l	100		80-120		
cis-1,3-Dichloropropene	N.D.	1.	ug/l	100		80-120		
trans-1,3-Dichloropropene	N.D.	1.	ug/l	102		79-120		
Ethanol	N.D.	50.	ug/l	99		54-149		
Ethyl t-butyl ether	N.D.	0.5	ug/l	95		76-120		
Ethylbenzene	N.D.	0.5	ug/l	94		79-120		
Freon 113	N.D.	2.	ug/l	104		69-128		
Hexachlorobutadiene	N.D.	2.	ug/l	78		58-120		
2-Hexanone	N.D.	3.	ug/l	95		65-136		
di-Isopropyl ether	N.D.	0.5	ug/l	102		71-124		
Isopropylbenzene	N.D.	1.	ug/l	93		77-120		
p-Isopropyltoluene	N.D.	1.	ug/l	86		80-120		
Methyl Tertiary Butyl Ether	N.D.	0.5	ug/l	100		76-120		
4-Methyl-2-pentanone	N.D.	3.	ug/l	98		70-121		
Methylene Chloride	N.D.	2.	ug/l	97		80-120		
Naphthalene	N.D.	1.	ug/l	74		62-120		
n-Propylbenzene	N.D.	1.	ug/l	88		80-120		
Styrene	N.D.	1.	ug/l	95		80-120		
1,1,1,2-Tetrachloroethane	N.D.	1.	ug/l	106		80-120		
1,1,2,2-Tetrachloroethane	N.D.	1.	ug/l	89		71-120		
Tetrachloroethene	N.D.	0.8	ug/l	101		80-121		
Toluene	N.D.	0.5	ug/l	103		79-120		
1,2,3-Trichlorobenzene	N.D.	1.	ug/l	76		65-120		
1,2,4-Trichlorobenzene	N.D.	1.	ug/l	74		67-120		
1,1,1-Trichloroethane	N.D.	0.8	ug/l	104		75-127		
1,1,2-Trichloroethane	N.D.	0.8	ug/l	103		80-120		
Trichloroethene	N.D.	1.	ug/l	99		80-120		
Trichlorofluoromethane	N.D.	2.	ug/l	86		64-129		
1,2,3-Trichloropropane	N.D.	1.	ug/l	93		80-120		
1,2,4-Trimethylbenzene	N.D.	1.	ug/l	92		74-120		
1,3,5-Trimethylbenzene	N.D.	1.	ug/l	92		75-120		
Vinyl Chloride	N.D.	1.	ug/l	71		65-125		
m+p-Xylene	N.D.	0.5	ug/l	99		80-120		
o-Xylene	N.D.	0.5	ug/l	95		80-120		

Batch number: 10302B20A	Sample number(s): 6125084,6125086,6125088,6125090,6125092,6125094
TPH-GRO N. CA water C6-C12	N.D. 50. ug/l 127 127 75-135 0 30

Batch number: 103030002A	Sample number(s): 6125084,6125086,6125088,6125090,6125092
C11-C36	N.D. 50. ug/l
Total TPH	N.D. 50. ug/l 86 93 60-120 7 20

Batch number: 103050020A	Sample number(s): 6125084,6125086,6125088,6125090,6125092
Ethane	N.D. 1.0 ug/l 102 80-120
Ethene	N.D. 1.0 ug/l 100 80-120
Methane	N.D. 5.0 ug/l 98 80-120

Batch number: 103025716007	Sample number(s): 6125085,6125087,6125089,6125091,6125093
Iron	N.D. 52.2 ug/l 103 90-110
Manganese	N.D. 0.84 ug/l 102 85-115

*- Outside of specification

- (1) The result for one or both determinations was less than five times the LOQ.
- (2) The unspiked result was more than four times the spike added.

Quality Control Summary

 Client Name: Chevron Group Number: 1218493
 Reported: 11/09/10 at 08:15 PM

<u>Analysis Name</u>	<u>Blank Result</u>	<u>Blank MDL</u>	<u>Report Units</u>	<u>LCS %REC</u>	<u>LCSD %REC</u>	<u>LCS/LCSD Limits</u>	<u>RPD</u>	<u>RPD Max</u>
Batch number: 10301196601A	Sample number(s): 6125084,6125086,6125088,6125090,6125092							
Nitrate Nitrogen	N.D.	50.	ug/l	98		90-110		
Sulfate	N.D.	300.	ug/l	100		89-110		
Batch number: 10305049502A	Sample number(s): 6125084,6125086,6125088,6125090,6125092							
Total Organic Carbon	N.D.	500.	ug/l	106		91-113		
Batch number: 10305023001A	Sample number(s): 6125084,6125086,6125088,6125090,6125092							
Sulfide	N.D.	54.	ug/l	108		90-110		
Batch number: 10307020202A	Sample number(s): 6125084,6125086,6125088,6125090,6125092							
Alkalinity to pH 4.5	N.D.	460.	ug/l as CaCO3	99		98-103		

Sample Matrix Quality Control

 Unspiked (UNSPK) = the sample used in conjunction with the matrix spike
 Background (BKG) = the sample used in conjunction with the duplicate

<u>Analysis Name</u>	<u>MS %REC</u>	<u>MSD %REC</u>	<u>MS/MSD Limits</u>	<u>RPD</u>	<u>RPD MAX</u>	<u>BKG Conc</u>	<u>DUP Conc</u>	<u>DUP RPD</u>	<u>Dup RPD Max</u>
Batch number: W103031AA	Sample number(s): 6125084,6125088,6125092,6125094 UNSPK: P123630								
Acetone	84	74	52-139	13	30				
t-Amyl methyl ether	87	88	75-122	2	30				
Benzene	101	101	80-126	1	30				
Bromobenzene	103	99	82-115	4	30				
Bromochloromethane	98	96	83-123	2	30				
Bromodichloromethane	102	101	78-125	1	30				
Bromoform	104	103	60-121	0	30				
Bromomethane	76	76	38-149	0	30				
2-Butanone	90	88	57-138	2	30				
t-Butyl alcohol	100	99	67-119	1	30				
n-Butylbenzene	78	80	73-128	4	30				
sec-Butylbenzene	82	84	79-125	2	30				
tert-Butylbenzene	91	86	81-121	6	30				
Carbon Disulfide	101	91	67-135	10	30				
Carbon Tetrachloride	117	117	81-138	1	30				
Chlorobenzene	102	101	87-124	1	30				
Chloroethane	75	72	51-145	3	30				
2-Chloroethyl Vinyl Ether	0*	0*	10-151	0	30				
Chloroform	105	102	81-134	3	30				
Chloromethane	92	93	67-154	1	30				
2-Chlorotoluene	100	95	82-118	6	30				
4-Chlorotoluene	102	96	84-122	6	30				
1,2-Dibromo-3-chloropropane	85	80	66-121	6	30				
Dibromochloromethane	105	106	74-116	0	30				
1,2-Dibromoethane	100	98	77-116	2	30				
Dibromomethane	101	99	83-119	2	30				
1,2-Dichlorobenzene	93	94	84-119	1	30				
1,3-Dichlorobenzene	92	94	86-121	2	30				
1,4-Dichlorobenzene	93	94	85-121	1	30				
Dichlorodifluoromethane	108	108	52-129	0	30				
1,1-Dichloroethane	101	92	84-129	10	30				

*- Outside of specification

- (1) The result for one or both determinations was less than five times the LOQ.
- (2) The unspiked result was more than four times the spike added.

Quality Control Summary

 Client Name: Chevron
 Reported: 11/09/10 at 08:15 PM

Group Number: 1218493

Sample Matrix Quality Control

 Unspiked (UNSPK) = the sample used in conjunction with the matrix spike
 Background (BKG) = the sample used in conjunction with the duplicate

<u>Analysis Name</u>	<u>MS</u> <u>%REC</u>	<u>MSD</u> <u>%REC</u>	<u>MS/MSD</u> <u>Limits</u>	<u>RPD</u> <u>RPD</u>	<u>RPD</u> <u>MAX</u>	<u>BKG</u> <u>Conc</u>	<u>DUP</u> <u>Conc</u>	<u>DUP</u> <u>RPD</u>	<u>Dup RPD</u> <u>Max</u>
1,2-Dichloroethane	104	102	66-141	1	30				
1,1-Dichloroethene	102	90	85-142	12	30				
cis-1,2-Dichloroethene	100	100	85-125	0	30				
trans-1,2-Dichloroethene	102	93	87-126	9	30				
1,2-Dichloropropane	97	98	83-124	0	30				
1,3-Dichloropropane	91	97	81-120	7	30				
2,2-Dichloropropane	106	106	81-135	1	30				
1,1-Dichloropropene	103	103	86-137	1	30				
cis-1,3-Dichloropropene	91	93	75-125	2	30				
trans-1,3-Dichloropropene	96	97	74-119	1	30				
Ethanol	98	89	37-164	9	30				
Ethyl t-butyl ether	86	85	74-122	1	30				
Ethylbenzene	98	97	71-134	1	30				
Freon 113	111	103	89-148	7	30				
Hexachlorobutadiene	89	86	56-134	4	30				
2-Hexanone	86	86	55-127	0	30				
di-Isopropyl ether	94	87	70-129	8	30				
Isopropylbenzene	90	93	75-128	3	30				
p-Isopropyltoluene	84	85	76-123	1	30				
Methyl Tertiary Butyl Ether	93	87	72-126	7	30				
4-Methyl-2-pentanone	90	88	63-123	2	30				
Methylene Chloride	93	85	79-120	10	30				
Naphthalene	71	70	52-125	1	30				
n-Propylbenzene	98	93	74-134	6	30				
Styrene	96	96	78-125	0	30				
1,1,1,2-Tetrachloroethane	108	106	82-119	2	30				
1,1,2,2-Tetrachloroethane	94	90	73-119	5	30				
Tetrachloroethene	99	103	80-128	3	30				
Toluene	102	102	80-125	0	30				
1,2,3-Trichlorobenzene	76	73	69-119	5	30				
1,2,4-Trichlorobenzene	74	71	70-124	3	30				
1,1,1-Trichloroethane	106	104	80-143	2	30				
1,1,2-Trichloroethane	98	98	77-124	1	30				
Trichloroethene	104	101	88-133	3	30				
Trichlorofluoromethane	108	101	73-152	6	30				
1,2,3-Trichloropropane	100	94	76-118	6	30				
1,2,4-Trimethylbenzene	97	92	72-130	6	30				
1,3,5-Trimethylbenzene	96	91	72-131	5	30				
Vinyl Chloride	92	92	66-133	0	30				
m+p-Xylene	100	100	79-125	1	30				
o-Xylene	96	94	79-125	3	30				

Batch number: W103062AA	Sample number(s): 6125086,6125088,6125090	UNSPK: P127873			
Acetone	84	82	52-139	3	30
t-Amyl methyl ether	96	93	75-122	3	30
Benzene	103	100	80-126	3	30
Bromobenzene	95	95	82-115	0	30
Bromochloromethane	102	98	83-123	4	30
Bromodichloromethane	106	99	78-125	7	30
Bromoform	106	99	60-121	7	30
Bromomethane	64	63	38-149	2	30
2-Butanone	87	88	57-138	1	30
t-Butyl alcohol	103	101	67-119	1	30

*- Outside of specification

- (1) The result for one or both determinations was less than five times the LOQ.
- (2) The unspiked result was more than four times the spike added.

Quality Control Summary

 Client Name: Chevron
 Reported: 11/09/10 at 08:15 PM

Group Number: 1218493

Sample Matrix Quality Control

 Unspiked (UNSPK) = the sample used in conjunction with the matrix spike
 Background (BKG) = the sample used in conjunction with the duplicate

<u>Analysis Name</u>	<u>MS</u> <u>%REC</u>	<u>MSD</u> <u>%REC</u>	<u>MS/MSD</u> <u>Limits</u>	<u>RPD</u> <u>RPD</u>	<u>RPD</u> <u>MAX</u>	<u>BKG</u> <u>Conc</u>	<u>DUP</u> <u>Conc</u>	<u>DUP</u> <u>RPD</u>	<u>Dup RPD</u> <u>Max</u>
n-Butylbenzene	83	81	73-128	2	30				
sec-Butylbenzene	88	87	79-125	1	30				
tert-Butylbenzene	92	92	81-121	0	30				
Carbon Disulfide	115	109	67-135	5	30				
Carbon Tetrachloride	121	116	81-138	4	30				
Chlorobenzene	105	103	87-124	2	30				
Chloroethane	69	67	51-145	3	30				
2-Chloroethyl Vinyl Ether	0*	0*	10-151	0	30				
Chloroform	104	101	81-134	3	30				
Chloromethane	70	65*	67-154	7	30				
2-Chlorotoluene	94	92	82-118	2	30				
4-Chlorotoluene	95	97	84-122	3	30				
1,2-Dibromo-3-chloropropane	82	83	66-121	1	30				
Dibromochloromethane	110	102	74-116	7	30				
1,2-Dibromoethane	100	95	77-116	5	30				
Dibromomethane	100	93	83-119	7	30				
1,2-Dichlorobenzene	94	93	84-119	1	30				
1,3-Dichlorobenzene	95	92	86-121	3	30				
1,4-Dichlorobenzene	96	94	85-121	2	30				
Dichlorodifluoromethane	81	76	52-129	7	30				
1,1-Dichloroethane	100	99	84-129	2	30				
1,2-Dichloroethane	100	99	66-141	1	30				
1,1-Dichloroethene	106	99	85-142	7	30				
cis-1,2-Dichloroethene	102	98	85-125	4	30				
trans-1,2-Dichloroethene	104	100	87-126	4	30				
1,2-Dichloropropane	99	90	83-124	9	30				
1,3-Dichloropropane	95	95	81-120	1	30				
2,2-Dichloropropane	108	106	81-135	1	30				
1,1-Dichloropropene	104	103	86-137	1	30				
cis-1,3-Dichloropropene	90	91	75-125	1	30				
trans-1,3-Dichloropropene	93	98	74-119	5	30				
Ethanol	95	82	37-164	16	30				
Ethyl t-butyl ether	95	93	74-122	1	30				
Ethylbenzene	101	90	71-134	11	30				
Freon 113	119	110	89-148	8	30				
Hexachlorobutadiene	88	88	56-134	0	30				
2-Hexanone	90	89	55-127	2	30				
di-Isopropyl ether	100	98	70-129	2	30				
Isopropylbenzene	99	94	75-128	6	30				
p-Isopropyltoluene	89	88	76-123	1	30				
Methyl Tertiary Butyl Ether	99	95	72-126	4	30				
4-Methyl-2-pentanone	86	90	63-123	5	30				
Methylene Chloride	96	93	79-120	3	30				
Naphthalene	74	74	52-125	0	30				
n-Propylbenzene	91	92	74-134	1	30				
Styrene	101	92	78-125	9	30				
1,1,1,2-Tetrachloroethane	111	100	82-119	10	30				
1,1,2,2-Tetrachloroethane	85	86	73-119	1	30				
Tetrachloroethene	103	103	80-128	0	30				
Toluene	99	107	80-125	7	30				
1,2,3-Trichlorobenzene	78	75	69-119	4	30				
1,2,4-Trichlorobenzene	79	76	70-124	4	30				
1,1,1-Trichloroethane	110	105	80-143	5	30				

*- Outside of specification

- (1) The result for one or both determinations was less than five times the LOQ.
- (2) The unspiked result was more than four times the spike added.

Quality Control Summary

 Client Name: Chevron
 Reported: 11/09/10 at 08:15 PM

Group Number: 1218493

Sample Matrix Quality Control

 Unspiked (UNSPK) = the sample used in conjunction with the matrix spike
 Background (BKG) = the sample used in conjunction with the duplicate

<u>Analysis Name</u>	<u>MS</u> <u>%REC</u>	<u>MSD</u> <u>%REC</u>	<u>MS/MSD</u> <u>Limits</u>	<u>RPD</u> <u>RPD</u>	<u>RPD</u> <u>MAX</u>	<u>BKG</u> <u>Conc</u>	<u>DUP</u> <u>Conc</u>	<u>DUP</u> <u>RPD</u>	<u>Dup RPD</u> <u>Max</u>
1,1,2-Trichloroethane	95	103	77-124	8	30				
Trichloroethene	105	98	88-133	6	30				
Trichlorofluoromethane	96	93	73-152	3	30				
1,2,3-Trichloropropane	91	88	76-118	4	30				
1,2,4-Trimethylbenzene	95	92	72-130	3	30				
1,3,5-Trimethylbenzene	91	93	72-131	2	30				
Vinyl Chloride	77	76	66-133	1	30				
m+p-Xylene	103	94	79-125	10	30				
o-Xylene	101	91	79-125	10	30				
Batch number: 10302B20A Sample number(s): 6125084,6125086,6125088,6125090,6125092,6125094 UNSPK: 6125084									
TPH-GRO N. CA water C6-C12 139 63-154									
Batch number: 103050020A Sample number(s): 6125084,6125086,6125088,6125090,6125092 UNSPK: 6125084									
Ethane	85	73	34-153	15	20				
Ethene	87	74	35-162	16	20				
Methane	85	58	35-157	25*	20				
Batch number: 103025716007 Sample number(s): 6125085,6125087,6125089,6125091,6125093 UNSPK: P125838 BKG:									
P125838									
Iron	104		70-130			N.D.	N.D.	0 (1)	20
Manganese	102		70-130			43.2	44.4	3	20
Batch number: 10301196601A Sample number(s): 6125084,6125086,6125088,6125090,6125092 UNSPK: P125062 BKG:									
P125062									
Nitrate Nitrogen	95		90-110			5,700	5,500	5	20
Sulfate	92		90-110			13,500	13,000	4 (1)	20
Batch number: 10305049502A Sample number(s): 6125084,6125086,6125088,6125090,6125092 UNSPK: 6125084 BKG:									
6125084									
Total Organic Carbon	113		72-137			6,300	6,100	2	4
Batch number: 10305023001A Sample number(s): 6125084,6125086,6125088,6125090,6125092 UNSPK: 6125084 BKG:									
P126394									
Sulfide	103	97	69-133	6*	5	380	400	7* (1)	5
Batch number: 10307020202A Sample number(s): 6125084,6125086,6125088,6125090,6125092 UNSPK: P125123 BKG:									
P125123									
Alkalinity to pH 4.5	100		73-121			142,000	145,000	2	5
Alkalinity to pH 8.3						N.D.	N.D.	0 (1)	5

Surrogate Quality Control

Surrogate recoveries which are outside of the QC window are confirmed unless attributed to dilution or otherwise noted on the Analysis Report.

Analysis Name: VOCs by 8260B(Extended) -Water

Batch number: W103031AA

Dibromofluoromethane

1,2-Dichloroethane-d4

Toluene-d8

4-Bromofluorobenzene

*- Outside of specification

- (1) The result for one or both determinations was less than five times the LOQ.
- (2) The unspiked result was more than four times the spike added.

Quality Control Summary

 Client Name: Chevron
 Reported: 11/09/10 at 08:15 PM

Group Number: 1218493

Surrogate Quality Control

6125084	100	102	93	90
6125088	107	103	91	88
6125092	107	104	98	84
6125094	115	115*	97	89
Blank	107	104	94	89
LCS	103	103	100	94
MS	103	101	102	100
MSD	103	101	101	99

Limits: 80-116 77-113 80-113 78-113

Analysis Name: VOCs by 8260B(Extended) -Water

Batch number: W103062AA

	Dibromofluoromethane	1,2-Dichloroethane-d4	Toluene-d8	4-Bromofluorobenzene
6125086	106	102	100	87
6125090	108	105	93	90
Blank	103	105	105	94
LCS	105	109	106	93
MS	103	105	99	94
MSD	102	102	107	97

Limits: 80-116 77-113 80-113 78-113

Analysis Name: TPH-GRO N. CA water C6-C12

Batch number: 10302B20A

Trifluorotoluene-F

6125084	100
6125086	105
6125088	94
6125090	92
6125092	89
6125094	87
Blank	88
LCS	119
LCSD	121
MS	124

Limits: 63-135

Analysis Name: Custom TPH with Ranges (Water)

Batch number: 103030002A

	Chlorobenzene	Orthoterphenyl
6125084	93	96
6125086	88	96
6125088	87	96
6125090	96	96
6125092	99	106
Blank	83	88
LCS	89	102
LCSD	93	106

Limits: 28-152 52-131

Analysis Name: Volatile Headspace Hydrocarbon

*- Outside of specification

- (1) The result for one or both determinations was less than five times the LOQ.
- (2) The unspiked result was more than four times the spike added.

Quality Control Summary

Client Name: Chevron
Reported: 11/09/10 at 08:15 PM

Group Number: 1218493

Surrogate Quality Control

Batch number: 103050020A
Propene

6125084	84
6125086	81
6125088	61
6125090	74
6125092	72
Blank	114
LCS	102
MS	80
MSD	69

Limits: 42-131

*- Outside of specification

- (1) The result for one or both determinations was less than five times the LOQ.
- (2) The unspiked result was more than four times the spike added.

Chevron California Region Analysis Request/Chain of Custody

243072



For Lancaster Laboratories use only
 Acct. # 11964 Sample #: 6125084-94 SCR#: _____

102710-09

1218493

Facility #: 2002105
 Site Address: 1520 POWELL ST., EMERYVILLE, CA
 Chevron PM: TOM BAUMS Lead Consultant: ARCADIS
 Consultant/Office: WALNUT CREEK, CA
 Consultant Prj. Mgr.: JEN WAGLER
 Consultant Phone #: 925.296.7819 Fax #: 925.294.1103
 Sampler: LKINA
 Service Order #: _____ Non SAR: _____

Analyses Requested									
Preservation Codes									
H	H			H	N		BO		O

Field Point Name	Matrix	Repeat Sample	Top Depth	Year	Month	Day	Time Collected	New Field Pt.	Grab	Composite	Total Number of Containers	BTEX + MTBE 8260	TPH 8015 MOD GRO	TPH 8015 MOD DRO	8260 full scan	Oxygenates	Lead 7420	METHANE, ETHANE, PROPANE, BUTANE, PENTANE, HEXANE, HEPTANE, OCTANE, NONANE, DECANE, UNID. PARAFFINS	1,2-DIBENZYL BENZENE, BPA, 1,2,4-TRICHLOROBENZENE, 1,2,4-TRICHLOROBENZENE, 1,2,4-TRICHLOROBENZENE, 1,2,4-TRICHLOROBENZENE	SULFATE + NITRITENITROGEN	SULFIDE (S-MEQUOS 2-D)	BICARBONATE + ALKALINITY (STRONG)	TCC (SU5310C)	
MW-X8	W			2010	10	26	1533		X		16	X	X	X				X	X	X	X	X	X	X
MW-X3	W			2010	10	27	0935		X		16	X	X	X				X	X	X	X	X	X	X
MW-19A	W			2010	10	27	1055		X		16	X	X	X				X	X	X	X	X	X	X
MW-X2	W			2010	10	27	1215		X		16	X	X	X				X	X	X	X	X	X	X
MW-18	W			2010	10	27	1440		X		16	X	X	X				X	X	X	X	X	X	X
IS-20101027	W			2010	10	27					2	X		X										

Preservative Codes
 H = HCl T = Thiosulfate
 N = HNO₃ B = NaOH
 S = H₂SO₄ O = Other
 J value reporting needed
 Must meet lowest detection limits possible for 8260 compounds
 8021 MTBE Confirmation
 Confirm highest hit by 8260
 Confirm all hits by 8260
 Run ___ oxy's on highest hit
 Run ___ oxy's on all hits

Comments / Remarks

*Field Filtered

Turnaround Time Requested (TAT) (please circle)
 STD. TAT 24 hour 72 hour 48 hour
 24 hour 4 day 5 day

Data Package Options (please circle if required)
 QC Summary Type I - Full
 Type VI (Raw Data) Coelt Deliverable not needed
 WIP (RWQCB)
 Disk

Relinquished by: <u>[Signature]</u>	Date: <u>10/27/10</u>	Time: <u>1525</u>	Received by: <u>[Signature]</u>	Date: <u>10/27/10</u>	Time: <u>1525</u>
Relinquished by: <u>[Signature]</u>	Date: <u>10/27/10</u>	Time: <u>1630</u>	Received by: <u>[Signature]</u>	Date: _____	Time: _____
Relinquished by: _____	Date: _____	Time: _____	Received by: _____	Date: _____	Time: _____
Relinquished by Commercial Carrier: _____	UPS <input type="checkbox"/>	FedEx <input checked="" type="checkbox"/>	Other _____	Received by: <u>[Signature]</u>	Date: <u>10/28/10</u>
Temperature Upon Receipt: <u>0.7-2.5 C°</u>	Custody Seals Intact? <input checked="" type="checkbox"/> Yes <input type="checkbox"/> No				

Explanation of Symbols and Abbreviations

The following defines common symbols and abbreviations used in reporting technical data:

RL	Reporting Limit	BMQL	Below Minimum Quantitation Level
N.D.	none detected	MPN	Most Probable Number
TNTC	Too Numerous To Count	CP Units	cobalt-chloroplatinate units
IU	International Units	NTU	nephelometric turbidity units
umhos/cm	micromhos/cm	ng	nanogram(s)
C	degrees Celsius	F	degrees Fahrenheit
meq	milliequivalents	lb.	pound(s)
g	gram(s)	kg	kilogram(s)
ug	microgram(s)	mg	milligram(s)
ml	milliliter(s)	l	liter(s)
m3	cubic meter(s)	ul	microliter(s)
<	less than - The number following the sign is the <u>limit of quantitation</u> , the smallest amount of analyte which can be reliably determined using this specific test.		
>	greater than		
J	estimated value – The result is \geq the Method Detection Limit (MDL) and $<$ the Limit of Quantitation (LOQ).		
ppm	parts per million - One ppm is equivalent to one milligram per kilogram (mg/kg), or one gram per million grams. For aqueous liquids, ppm is usually taken to be equivalent to milligrams per liter (mg/l), because one liter of water has a weight very close to a kilogram. For gases or vapors, one ppm is equivalent to one microliter of gas per liter of gas.		
ppb	parts per billion		
Dry weight basis	Results printed under this heading have been adjusted for moisture content. This increases the analyte weight concentration to approximate the value present in a similar sample without moisture. All other results are reported on an as-received basis.		

U.S. EPA CLP Data Qualifiers:

Organic Qualifiers	Inorganic Qualifiers
A TIC is a possible aldol-condensation product	B Value is $<$ CRDL, but \geq IDL
B Analyte was also detected in the blank	E Estimated due to interference
C Pesticide result confirmed by GC/MS	M Duplicate injection precision not met
D Compound quantitated on a diluted sample	N Spike sample not within control limits
E Concentration exceeds the calibration range of the instrument	S Method of standard additions (MSA) used for calculation
N Presumptive evidence of a compound (TICs only)	U Compound was not detected
P Concentration difference between primary and confirmation columns $>$ 25%	W Post digestion spike out of control limits
U Compound was not detected	* Duplicate analysis not within control limits
X,Y,Z Defined in case narrative	+ Correlation coefficient for MSA $<$ 0.995

Analytical test results meet all requirements of NELAC unless otherwise noted under the individual analysis.

Measurement uncertainty values, as applicable, are available upon request.

Tests results relate only to the sample tested. Clients should be aware that a critical step in a chemical or microbiological analysis is the collection of the sample. Unless the sample analyzed is truly representative of the bulk of material involved, the test results will be meaningless. If you have questions regarding the proper techniques of collecting samples, please contact us. We cannot be held responsible for sample integrity, however, unless sampling has been performed by a member of our staff. This report shall not be reproduced except in full, without the written approval of the laboratory.

WARRANTY AND LIMITS OF LIABILITY - In accepting analytical work, we warrant the accuracy of test results for the sample as submitted. THE FOREGOING EXPRESS WARRANTY IS EXCLUSIVE AND IS GIVEN IN LIEU OF ALL OTHER WARRANTIES, EXPRESSED OR IMPLIED. WE DISCLAIM ANY OTHER WARRANTIES, EXPRESSED OR IMPLIED, INCLUDING A WARRANTY OF FITNESS FOR PARTICULAR PURPOSE AND WARRANTY OF MERCHANTABILITY. IN NO EVENT SHALL LANCASTER LABORATORIES BE LIABLE FOR INDIRECT, SPECIAL, CONSEQUENTIAL, OR INCIDENTAL DAMAGES INCLUDING, BUT NOT LIMITED TO, DAMAGES FOR LOSS OF PROFIT OR GOODWILL REGARDLESS OF (A) THE NEGLIGENCE (EITHER SOLE OR CONCURRENT) OF LANCASTER LABORATORIES AND (B) WHETHER LANCASTER LABORATORIES HAS BEEN INFORMED OF THE POSSIBILITY OF SUCH DAMAGES. We accept no legal responsibility for the purposes for which the client uses the test results. No purchase order or other order for work shall be accepted by Lancaster Laboratories which includes any conditions that vary from the Standard Terms and Conditions, and Lancaster hereby objects to any conflicting terms contained in any acceptance or order submitted by client.

ANALYTICAL RESULTS

Prepared by:

Lancaster Laboratories
2425 New Holland Pike
Lancaster, PA 17605-2425

Prepared for:

Chevron
6001 Bollinger Canyon Rd L4310
San Ramon CA 94583

November 10, 2010

Project: 206265

Submittal Date: 10/29/2010
Group Number: 1218747
PO Number: 0015060938
Release Number: BAUHS
State of Sample Origin: CA

<u>Client Sample Description</u>	<u>Lancaster Labs (LLI) #</u>
MW-X11A-W-101028 Grab Water	6126526
MW-X11A-W-101028 Filtered Grab Water	6126527
MW-X10A-W-101028 Grab Water	6126528
MW-X10A-W-101028 Filtered Grab Water	6126529
MW-17-W-101028 Grab Water	6126530
MW-17-W-101028 Filtered Grab Water	6126531
QA-R-101028 Grab Water	6126532
QA-T-101028 NA Water	6126533

The specific methodologies used in obtaining the enclosed analytical results are indicated on the Laboratory Sample Analysis Record.

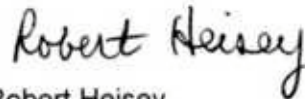
ELECTRONIC Arcadis
COPY TO
ELECTRONIC Arcadis BBL
COPY TO

Attn: Angeline Tan

Attn: Jennifer Wagler

Questions? Contact your Client Services Representative
Jill M Parker at (717) 656-2300 Ext. 1241

Respectfully Submitted,



Robert Heisey
Senior Specialist

Sample Description: MW-X11A-W-101028 Grab Water
Facility# 206265 BBLW
1520 Powell St-Emeryville SLT2007076 MW-X11A

LLI Sample # WW 6126526
LLI Group # 1218747
Account # 11964

Project Name: 206265

Collected: 10/28/2010 09:50 by LK

Chevron

6001 Bollinger Canyon Rd L4310
San Ramon CA 94583

Submitted: 10/29/2010 08:50

Reported: 11/10/2010 13:01

PE11A

CAT No.	Analysis Name	CAS Number	As Received Result	As Received Method Detection Limit	Dilution Factor
GC/MS Volatiles SW-846 8260B			ug/l	ug/l	
10905	Acetone	67-64-1	N.D.	6	1
10905	t-Amyl methyl ether	994-05-8	N.D.	0.5	1
10905	Benzene	71-43-2	N.D.	0.5	1
10905	Bromobenzene	108-86-1	N.D.	1	1
10905	Bromochloromethane	74-97-5	N.D.	1	1
10905	Bromodichloromethane	75-27-4	N.D.	1	1
10905	Bromoform	75-25-2	N.D.	1	1
10905	Bromomethane	74-83-9	N.D.	1	1
10905	2-Butanone	78-93-3	N.D.	3	1
10905	t-Butyl alcohol	75-65-0	N.D.	5	1
10905	n-Butylbenzene	104-51-8	N.D.	1	1
10905	sec-Butylbenzene	135-98-8	N.D.	1	1
10905	tert-Butylbenzene	98-06-6	N.D.	1	1
10905	Carbon Disulfide	75-15-0	N.D.	1	1
10905	Carbon Tetrachloride	56-23-5	N.D.	1	1
10905	Chlorobenzene	108-90-7	N.D.	0.8	1
10905	Chloroethane	75-00-3	N.D.	1	1
10905	2-Chloroethyl Vinyl Ether	110-75-8	N.D.	2	1
2-Chloroethyl vinyl ether may not be recovered if acid was used to preserve this sample.					
10905	Chloroform	67-66-3	N.D.	0.8	1
10905	Chloromethane	74-87-3	N.D.	1	1
10905	2-Chlorotoluene	95-49-8	N.D.	1	1
10905	4-Chlorotoluene	106-43-4	N.D.	1	1
10905	1,2-Dibromo-3-chloropropane	96-12-8	N.D.	2	1
10905	Dibromochloromethane	124-48-1	N.D.	1	1
10905	1,2-Dibromoethane	106-93-4	N.D.	0.5	1
10905	Dibromomethane	74-95-3	N.D.	1	1
10905	1,2-Dichlorobenzene	95-50-1	N.D.	1	1
10905	1,3-Dichlorobenzene	541-73-1	N.D.	1	1
10905	1,4-Dichlorobenzene	106-46-7	N.D.	1	1
10905	Dichlorodifluoromethane	75-71-8	N.D.	2	1
10905	1,1-Dichloroethane	75-34-3	N.D.	1	1
10905	1,2-Dichloroethane	107-06-2	N.D.	0.5	1
10905	1,1-Dichloroethene	75-35-4	N.D.	0.8	1
10905	cis-1,2-Dichloroethene	156-59-2	2	0.8	1
10905	trans-1,2-Dichloroethene	156-60-5	N.D.	0.8	1
10905	1,2-Dichloropropane	78-87-5	N.D.	1	1
10905	1,3-Dichloropropane	142-28-9	N.D.	1	1
10905	2,2-Dichloropropane	594-20-7	N.D.	1	1
10905	1,1-Dichloropropene	563-58-6	N.D.	1	1
10905	cis-1,3-Dichloropropene	10061-01-5	N.D.	1	1
10905	trans-1,3-Dichloropropene	10061-02-6	N.D.	1	1
10905	Ethanol	64-17-5	N.D.	50	1
10905	Ethyl t-butyl ether	637-92-3	N.D.	0.5	1
10905	Ethylbenzene	100-41-4	N.D.	0.5	1
10905	Freon 113	76-13-1	N.D.	2	1
10905	Hexachlorobutadiene	87-68-3	N.D.	2	1
10905	2-Hexanone	591-78-6	N.D.	3	1
10905	di-Isopropyl ether	108-20-3	N.D.	0.5	1

Sample Description: MW-X11A-W-101028 Grab Water
Facility# 206265 BBLW
 1520 Powell St-Emeryville SLT2007076 MW-X11A

LLI Sample # WW 6126526
LLI Group # 1218747
Account # 11964

Project Name: 206265

Collected: 10/28/2010 09:50 by LK

Chevron

6001 Bollinger Canyon Rd L4310
San Ramon CA 94583

Submitted: 10/29/2010 08:50

Reported: 11/10/2010 13:01

PE11A

CAT No.	Analysis Name	CAS Number	As Received Result	As Received Method Detection Limit	Dilution Factor
GC/MS Volatiles SW-846 8260B			ug/l	ug/l	
10905	Isopropylbenzene	98-82-8	N.D.	1	1
10905	p-Isopropyltoluene	99-87-6	N.D.	1	1
10905	Methyl Tertiary Butyl Ether	1634-04-4	N.D.	0.5	1
10905	4-Methyl-2-pentanone	108-10-1	N.D.	3	1
10905	Methylene Chloride	75-09-2	N.D.	2	1
10905	Naphthalene	91-20-3	N.D.	1	1
10905	n-Propylbenzene	103-65-1	N.D.	1	1
10905	Styrene	100-42-5	N.D.	1	1
10905	1,1,1,2-Tetrachloroethane	630-20-6	N.D.	1	1
10905	1,1,2,2-Tetrachloroethane	79-34-5	N.D.	1	1
10905	Tetrachloroethene	127-18-4	N.D.	0.8	1
10905	Toluene	108-88-3	N.D.	0.5	1
10905	1,2,3-Trichlorobenzene	87-61-6	N.D.	1	1
10905	1,2,4-Trichlorobenzene	120-82-1	N.D.	1	1
10905	1,1,1-Trichloroethane	71-55-6	1	0.8	1
10905	1,1,2-Trichloroethane	79-00-5	N.D.	0.8	1
10905	Trichloroethene	79-01-6	4	1	1
10905	Trichlorofluoromethane	75-69-4	N.D.	2	1
10905	1,2,3-Trichloropropane	96-18-4	N.D.	1	1
10905	1,2,4-Trimethylbenzene	95-63-6	N.D.	1	1
10905	1,3,5-Trimethylbenzene	108-67-8	N.D.	1	1
10905	Vinyl Chloride	75-01-4	N.D.	1	1
10905	m+p-Xylene	n.a.	N.D.	0.5	1
10905	o-Xylene	95-47-6	N.D.	0.5	1
GC Volatiles SW-846 8015B			ug/l	ug/l	
01728	TPH-GRO N. CA water C6-C12	n.a.	N.D.	50	1
GC Extractable TPH SW-846 8015B modified			ug/l	ug/l	
02740	C11-C36	n.a.	66	52	1
02740	Total TPH	n.a.	66	52	1
GC Miscellaneous RSKSOP-175 08/11/94 modified			ug/l	ug/l	
07105	Ethane	74-84-0	N.D.	1.0	1
07105	Ethene	74-85-1	N.D.	1.0	1
07105	Methane	74-82-8	6.9	5.0	1
Wet Chemistry EPA 300.0			ug/l	ug/l	
00368	Nitrate Nitrogen	14797-55-8	N.D.	250	5
00228	Sulfate	14808-79-8	83,300	3,000	10
SM20 5310 C			ug/l	ug/l	
00273	Total Organic Carbon	n.a.	13,200	500	1
SM20 2320 B			ug/l as CaCO3	ug/l as CaCO3	

Sample Description: MW-X11A-W-101028 Grab Water
Facility# 206265 BBLW
 1520 Powell St-Emeryville SLT2007076 MW-X11A

LLI Sample # WW 6126526
LLI Group # 1218747
Account # 11964

Project Name: 206265

Collected: 10/28/2010 09:50 by LK

Chevron

6001 Bollinger Canyon Rd L4310
San Ramon CA 94583

Submitted: 10/29/2010 08:50

Reported: 11/10/2010 13:01

PE11A

CAT No.	Analysis Name	CAS Number	As Received Result	As Received Method Detection Limit	Dilution Factor
Wet Chemistry SM20 2320 B			ug/l as CaCO3	ug/l as CaCO3	
00202	Alkalinity to pH 4.5	n.a.	377,000	460	1
00201	Alkalinity to pH 8.3	n.a.	N.D.	460	1
01454	Bicarbonate Alkalinity	n.a.	377,000	460	1
SM20 4500 S2 D			ug/l	ug/l	
00230	Sulfide	18496-25-8	N.D.	54	1

General Sample Comments

State of California Lab Certification No. 2501

All QC is compliant unless otherwise noted. Please refer to the Quality Control Summary for overall QC performance data and associated samples.

Laboratory Sample Analysis Record

CAT No.	Analysis Name	Method	Trial#	Batch#	Analysis Date and Time	Analyst	Dilution Factor
10905	8260 Full List w/ Sep. Xylenes	SW-846 8260B	1	W103071AA	11/03/2010 14:52	Kerri E Legerlotz	1
01163	GC/MS VOA Water Prep	SW-846 5030B	1	W103071AA	11/03/2010 14:52	Kerri E Legerlotz	1
01146	GC VOA Water Prep	SW-846 5030B	1	10305D20A	11/02/2010 22:59	Butch A Sokolowski	1
01728	TPH-GRO N. CA water C6-C12	SW-846 8015B	1	10305D20A	11/02/2010 22:59	Butch A Sokolowski	1
07105	Volatile Headspace Hydrocarbon	RSKSOP-175 08/11/94 modified	1	103070031A	11/05/2010 08:42	Elizabeth J Marin	1
11181	Custom TPH w/ Ranges Water Ext	SW-846 3510C	1	103040001A	11/01/2010 22:30	Elaine F Stoltzfus	1
02740	Custom TPH with Ranges (Water)	SW-846 8015B modified	1	103040001A	11/03/2010 06:22	Heather E Williams	1
00368	Nitrate Nitrogen	EPA 300.0	1	10302196601A	10/29/2010 22:57	Ashley M Adams	5
00228	Sulfate	EPA 300.0	1	10302196601A	10/31/2010 17:52	Ashley M Adams	10
00273	Total Organic Carbon	SM20 5310 C	1	10312049501A	11/08/2010 01:50	James S Mathiot	1
00202	Alkalinity to pH 4.5	SM20 2320 B	1	10310020201B	11/06/2010 06:29	Susan A Engle	1
00201	Alkalinity to pH 8.3	SM20 2320 B	1	10310020201B	11/06/2010 06:29	Susan A Engle	1
01454	Bicarbonate Alkalinity	SM20 2320 B	1	10310020201B	11/06/2010 06:29	Susan A Engle	1
00230	Sulfide	SM20 4500 S2 D	1	10305023002A	11/01/2010 15:45	Susan E Hibner	1



Analysis Report

2425 New Holland Pike, PO Box 12425, Lancaster, PA 17605-2425 • 717-656-2300 Fax: 717-656-2681 • www.lancasterlabs.com

Sample Description: MW-X11A-W-101028 Filtered Grab Water
Facility# 206265 BBLW
1520 Powell St-Emeryville SLT2007076 MW-X11A

LLI Sample # WW 6126527
LLI Group # 1218747
Account # 11964

Project Name: 206265

Collected: 10/28/2010 09:50 by LK

Chevron

6001 Bollinger Canyon Rd L4310
San Ramon CA 94583

Submitted: 10/29/2010 08:50

Reported: 11/10/2010 13:01

CAT No.	Analysis Name	CAS Number	As Received Result	As Received Method Detection Limit	Dilution Factor
Metals Dissolved					
		EPA 200.7 rev 4.4	ug/l	ug/l	
01754	Iron	7439-89-6	N.D.	52.2	1
07058	Manganese	7439-96-5	10.9	0.84	1

General Sample Comments

State of California Lab Certification No. 2501
This sample was field filtered for dissolved metals.

All QC is compliant unless otherwise noted. Please refer to the Quality Control Summary for overall QC performance data and associated samples.

Laboratory Sample Analysis Record

CAT No.	Analysis Name	Method	Trial#	Batch#	Analysis Date and Time	Analyst	Dilution Factor
01754	Iron	EPA 200.7 rev 4.4	1	103055716002	11/03/2010 03:34	Tara L Snyder	1
07058	Manganese	EPA 200.7 rev 4.4	1	103055716002	11/03/2010 03:34	Tara L Snyder	1
05716	EPA 600 ICP Digest (tot rec)	EPA 200.7 rev 4.4	1	103055716002	11/01/2010 21:00	Mirit S Shenouda	1



Analysis Report

2425 New Holland Pike, PO Box 12425, Lancaster, PA 17605-2425 • 717-656-2300 Fax: 717-656-2681 • www.lancasterlabs.com

Sample Description: MW-X10A-W-101028 Grab Water
Facility# 206265 BBLW
1520 Powell St-Emeryville SLT2007076 MW-X10A

LLI Sample # WW 6126528
LLI Group # 1218747
Account # 11964

Project Name: 206265

Collected: 10/28/2010 11:50 by LK

Chevron

6001 Bollinger Canyon Rd L4310
San Ramon CA 94583

Submitted: 10/29/2010 08:50

Reported: 11/10/2010 13:01

PE10A

CAT No.	Analysis Name	CAS Number	As Received Result	As Received Method Detection Limit	Dilution Factor
GC/MS Volatiles SW-846 8260B			ug/l	ug/l	
10905	Acetone	67-64-1	N.D.	6	1
10905	t-Amyl methyl ether	994-05-8	N.D.	0.5	1
10905	Benzene	71-43-2	N.D.	0.5	1
10905	Bromobenzene	108-86-1	N.D.	1	1
10905	Bromochloromethane	74-97-5	N.D.	1	1
10905	Bromodichloromethane	75-27-4	N.D.	1	1
10905	Bromoform	75-25-2	N.D.	1	1
10905	Bromomethane	74-83-9	N.D.	1	1
10905	2-Butanone	78-93-3	N.D.	3	1
10905	t-Butyl alcohol	75-65-0	N.D.	5	1
10905	n-Butylbenzene	104-51-8	N.D.	1	1
10905	sec-Butylbenzene	135-98-8	N.D.	1	1
10905	tert-Butylbenzene	98-06-6	N.D.	1	1
10905	Carbon Disulfide	75-15-0	N.D.	1	1
10905	Carbon Tetrachloride	56-23-5	N.D.	1	1
10905	Chlorobenzene	108-90-7	N.D.	0.8	1
10905	Chloroethane	75-00-3	N.D.	1	1
10905	2-Chloroethyl Vinyl Ether	110-75-8	N.D.	2	1
2-Chloroethyl vinyl ether may not be recovered if acid was used to preserve this sample.					
10905	Chloroform	67-66-3	N.D.	0.8	1
10905	Chloromethane	74-87-3	N.D.	1	1
10905	2-Chlorotoluene	95-49-8	N.D.	1	1
10905	4-Chlorotoluene	106-43-4	N.D.	1	1
10905	1,2-Dibromo-3-chloropropane	96-12-8	N.D.	2	1
10905	Dibromochloromethane	124-48-1	N.D.	1	1
10905	1,2-Dibromoethane	106-93-4	N.D.	0.5	1
10905	Dibromomethane	74-95-3	N.D.	1	1
10905	1,2-Dichlorobenzene	95-50-1	N.D.	1	1
10905	1,3-Dichlorobenzene	541-73-1	N.D.	1	1
10905	1,4-Dichlorobenzene	106-46-7	N.D.	1	1
10905	Dichlorodifluoromethane	75-71-8	N.D.	2	1
10905	1,1-Dichloroethane	75-34-3	N.D.	1	1
10905	1,2-Dichloroethane	107-06-2	N.D.	0.5	1
10905	1,1-Dichloroethene	75-35-4	N.D.	0.8	1
10905	cis-1,2-Dichloroethene	156-59-2	4	0.8	1
10905	trans-1,2-Dichloroethene	156-60-5	N.D.	0.8	1
10905	1,2-Dichloropropane	78-87-5	N.D.	1	1
10905	1,3-Dichloropropane	142-28-9	N.D.	1	1
10905	2,2-Dichloropropane	594-20-7	N.D.	1	1
10905	1,1-Dichloropropene	563-58-6	N.D.	1	1
10905	cis-1,3-Dichloropropene	10061-01-5	N.D.	1	1
10905	trans-1,3-Dichloropropene	10061-02-6	N.D.	1	1
10905	Ethanol	64-17-5	N.D.	50	1
10905	Ethyl t-butyl ether	637-92-3	N.D.	0.5	1
10905	Ethylbenzene	100-41-4	N.D.	0.5	1
10905	Freon 113	76-13-1	N.D.	2	1
10905	Hexachlorobutadiene	87-68-3	N.D.	2	1
10905	2-Hexanone	591-78-6	N.D.	3	1
10905	di-Isopropyl ether	108-20-3	N.D.	0.5	1

Sample Description: MW-X10A-W-101028 Grab Water
Facility# 206265 BBLW
 1520 Powell St-Emeryville SLT2007076 MW-X10A

LLI Sample # WW 6126528
LLI Group # 1218747
Account # 11964

Project Name: 206265

Collected: 10/28/2010 11:50 by LK

Chevron

6001 Bollinger Canyon Rd L4310
San Ramon CA 94583

Submitted: 10/29/2010 08:50

Reported: 11/10/2010 13:01

PE10A

CAT No.	Analysis Name	CAS Number	As Received Result	As Received Method Detection Limit	Dilution Factor
GC/MS Volatiles SW-846 8260B			ug/l	ug/l	
10905	Isopropylbenzene	98-82-8	N.D.	1	1
10905	p-Isopropyltoluene	99-87-6	N.D.	1	1
10905	Methyl Tertiary Butyl Ether	1634-04-4	N.D.	0.5	1
10905	4-Methyl-2-pentanone	108-10-1	N.D.	3	1
10905	Methylene Chloride	75-09-2	N.D.	2	1
10905	Naphthalene	91-20-3	N.D.	1	1
10905	n-Propylbenzene	103-65-1	N.D.	1	1
10905	Styrene	100-42-5	N.D.	1	1
10905	1,1,1,2-Tetrachloroethane	630-20-6	N.D.	1	1
10905	1,1,2,2-Tetrachloroethane	79-34-5	N.D.	1	1
10905	Tetrachloroethene	127-18-4	N.D.	0.8	1
10905	Toluene	108-88-3	N.D.	0.5	1
10905	1,2,3-Trichlorobenzene	87-61-6	N.D.	1	1
10905	1,2,4-Trichlorobenzene	120-82-1	N.D.	1	1
10905	1,1,1-Trichloroethane	71-55-6	N.D.	0.8	1
10905	1,1,2-Trichloroethane	79-00-5	N.D.	0.8	1
10905	Trichloroethene	79-01-6	14	1	1
10905	Trichlorofluoromethane	75-69-4	N.D.	2	1
10905	1,2,3-Trichloropropane	96-18-4	N.D.	1	1
10905	1,2,4-Trimethylbenzene	95-63-6	N.D.	1	1
10905	1,3,5-Trimethylbenzene	108-67-8	N.D.	1	1
10905	Vinyl Chloride	75-01-4	N.D.	1	1
10905	m+p-Xylene	n.a.	N.D.	0.5	1
10905	o-Xylene	95-47-6	N.D.	0.5	1
GC Volatiles SW-846 8015B			ug/l	ug/l	
01728	TPH-GRO N. CA water C6-C12	n.a.	N.D.	50	1
GC Extractable TPH SW-846 8015B modified			ug/l	ug/l	
02740	C11-C36	n.a.	300	49	1
02740	Total TPH	n.a.	300	49	1
GC Miscellaneous RSKSOP-175 08/11/94 modified			ug/l	ug/l	
07105	Ethane	74-84-0	N.D.	1.0	1
07105	Ethene	74-85-1	N.D.	1.0	1
07105	Methane	74-82-8	97	5.0	1
Wet Chemistry EPA 300.0			ug/l	ug/l	
00368	Nitrate Nitrogen	14797-55-8	N.D.	250	5
00228	Sulfate	14808-79-8	101,000	3,000	10
SM20 5310 C			ug/l	ug/l	
00273	Total Organic Carbon	n.a.	11,300	500	1
SM20 2320 B			ug/l as CaCO3	ug/l as CaCO3	

Sample Description: MW-X10A-W-101028 Grab Water
Facility# 206265 BBLW
 1520 Powell St-Emeryville SLT2007076 MW-X10A

LLI Sample # WW 6126528
LLI Group # 1218747
Account # 11964

Project Name: 206265

Collected: 10/28/2010 11:50 by LK

Chevron

6001 Bollinger Canyon Rd L4310
San Ramon CA 94583

Submitted: 10/29/2010 08:50

Reported: 11/10/2010 13:01

PE10A

CAT No.	Analysis Name	CAS Number	As Received Result	As Received Method Detection Limit	Dilution Factor
Wet Chemistry SM20 2320 B			ug/l as CaCO3	ug/l as CaCO3	
00202	Alkalinity to pH 4.5	n.a.	201,000	460	1
00201	Alkalinity to pH 8.3	n.a.	N.D.	460	1
01454	Bicarbonate Alkalinity	n.a.	201,000	460	1
SM20 4500 S2 D			ug/l	ug/l	
00230	Sulfide	18496-25-8	N.D.	54	1

General Sample Comments

State of California Lab Certification No. 2501

All QC is compliant unless otherwise noted. Please refer to the Quality Control Summary for overall QC performance data and associated samples.

Laboratory Sample Analysis Record

CAT No.	Analysis Name	Method	Trial#	Batch#	Analysis Date and Time	Analyst	Dilution Factor
10905	8260 Full List w/ Sep. Xylenes	SW-846 8260B	1	W103071AA	11/03/2010 15:15	Kerri E Legerlotz	1
01163	GC/MS VOA Water Prep	SW-846 5030B	1	W103071AA	11/03/2010 15:15	Kerri E Legerlotz	1
01146	GC VOA Water Prep	SW-846 5030B	1	10305D20A	11/02/2010 23:21	Butch A Sokolowski	1
01728	TPH-GRO N. CA water C6-C12	SW-846 8015B	1	10305D20A	11/02/2010 23:21	Butch A Sokolowski	1
07105	Volatile Headspace Hydrocarbon	RSKSOP-175 08/11/94 modified	1	103070031A	11/05/2010 21:52	Elizabeth J Marin	1
11181	Custom TPH w/ Ranges Water Ext	SW-846 3510C	1	103040001A	11/01/2010 22:30	Elaine F Stoltzfus	1
02740	Custom TPH with Ranges (Water)	SW-846 8015B modified	1	103040001A	11/03/2010 06:52	Heather E Williams	1
00368	Nitrate Nitrogen	EPA 300.0	1	10302196601A	10/29/2010 23:14	Ashley M Adams	5
00228	Sulfate	EPA 300.0	1	10302196601A	10/31/2010 18:09	Ashley M Adams	10
00273	Total Organic Carbon	SM20 5310 C	1	10312049501A	11/08/2010 02:12	James S Mathiot	1
00202	Alkalinity to pH 4.5	SM20 2320 B	1	10310020201B	11/06/2010 06:29	Susan A Engle	1
00201	Alkalinity to pH 8.3	SM20 2320 B	1	10310020201B	11/06/2010 06:29	Susan A Engle	1
01454	Bicarbonate Alkalinity	SM20 2320 B	1	10310020201B	11/06/2010 06:29	Susan A Engle	1
00230	Sulfide	SM20 4500 S2 D	1	10305023002A	11/01/2010 15:45	Susan E Hibner	1



Analysis Report

2425 New Holland Pike, PO Box 12425, Lancaster, PA 17605-2425 • 717-656-2300 Fax: 717-656-2681 • www.lancasterlabs.com

Sample Description: MW-X10A-W-101028 Filtered Grab Water
Facility# 206265 BBLW
1520 Powell St-Emeryville SLT2007076 MW-X10A

LLI Sample # WW 6126529
LLI Group # 1218747
Account # 11964

Project Name: 206265

Collected: 10/28/2010 11:50 by LK

Chevron

6001 Bollinger Canyon Rd L4310
San Ramon CA 94583

Submitted: 10/29/2010 08:50

Reported: 11/10/2010 13:01

CAT No.	Analysis Name	CAS Number	As Received Result	As Received Method Detection Limit	Dilution Factor
Metals Dissolved					
		EPA 200.7 rev 4.4	ug/l	ug/l	
01754	Iron	7439-89-6	N.D.	52.2	1
07058	Manganese	7439-96-5	217	0.84	1

General Sample Comments

State of California Lab Certification No. 2501
This sample was field filtered for dissolved metals.

All QC is compliant unless otherwise noted. Please refer to the Quality Control Summary for overall QC performance data and associated samples.

Laboratory Sample Analysis Record

CAT No.	Analysis Name	Method	Trial#	Batch#	Analysis Date and Time	Analyst	Dilution Factor
01754	Iron	EPA 200.7 rev 4.4	1	103055716002	11/03/2010 03:38	Tara L Snyder	1
07058	Manganese	EPA 200.7 rev 4.4	1	103055716002	11/03/2010 03:38	Tara L Snyder	1
05716	EPA 600 ICP Digest (tot rec)	EPA 200.7 rev 4.4	1	103055716002	11/01/2010 21:00	Mirit S Shenouda	1

Sample Description: MW-17-W-101028 Grab Water
Facility# 206265 BBLW
1520 Powell St-Emeryville SLT2007076 MW-17

LLI Sample # WW 6126530
LLI Group # 1218747
Account # 11964

Project Name: 206265

Collected: 10/28/2010 14:10 by LK

Chevron

6001 Bollinger Canyon Rd L4310
San Ramon CA 94583

Submitted: 10/29/2010 08:50

Reported: 11/10/2010 13:01

PE017

CAT No.	Analysis Name	CAS Number	As Received Result	As Received Method Detection Limit	Dilution Factor
GC/MS Volatiles SW-846 8260B			ug/l	ug/l	
10905	Acetone	67-64-1	N.D.	6	1
10905	t-Amyl methyl ether	994-05-8	N.D.	0.5	1
10905	Benzene	71-43-2	N.D.	0.5	1
10905	Bromobenzene	108-86-1	N.D.	1	1
10905	Bromochloromethane	74-97-5	N.D.	1	1
10905	Bromodichloromethane	75-27-4	N.D.	1	1
10905	Bromoform	75-25-2	N.D.	1	1
10905	Bromomethane	74-83-9	N.D.	1	1
10905	2-Butanone	78-93-3	N.D.	3	1
10905	t-Butyl alcohol	75-65-0	N.D.	5	1
10905	n-Butylbenzene	104-51-8	N.D.	1	1
10905	sec-Butylbenzene	135-98-8	N.D.	1	1
10905	tert-Butylbenzene	98-06-6	N.D.	1	1
10905	Carbon Disulfide	75-15-0	N.D.	1	1
10905	Carbon Tetrachloride	56-23-5	N.D.	1	1
10905	Chlorobenzene	108-90-7	N.D.	0.8	1
10905	Chloroethane	75-00-3	N.D.	1	1
10905	2-Chloroethyl Vinyl Ether	110-75-8	N.D.	2	1
2-Chloroethyl vinyl ether may not be recovered if acid was used to preserve this sample.					
10905	Chloroform	67-66-3	N.D.	0.8	1
10905	Chloromethane	74-87-3	N.D.	1	1
10905	2-Chlorotoluene	95-49-8	N.D.	1	1
10905	4-Chlorotoluene	106-43-4	N.D.	1	1
10905	1,2-Dibromo-3-chloropropane	96-12-8	N.D.	2	1
10905	Dibromochloromethane	124-48-1	N.D.	1	1
10905	1,2-Dibromoethane	106-93-4	N.D.	0.5	1
10905	Dibromomethane	74-95-3	N.D.	1	1
10905	1,2-Dichlorobenzene	95-50-1	N.D.	1	1
10905	1,3-Dichlorobenzene	541-73-1	N.D.	1	1
10905	1,4-Dichlorobenzene	106-46-7	N.D.	1	1
10905	Dichlorodifluoromethane	75-71-8	N.D.	2	1
10905	1,1-Dichloroethane	75-34-3	N.D.	1	1
10905	1,2-Dichloroethane	107-06-2	N.D.	0.5	1
10905	1,1-Dichloroethene	75-35-4	N.D.	0.8	1
10905	cis-1,2-Dichloroethene	156-59-2	1	0.8	1
10905	trans-1,2-Dichloroethene	156-60-5	N.D.	0.8	1
10905	1,2-Dichloropropane	78-87-5	N.D.	1	1
10905	1,3-Dichloropropane	142-28-9	N.D.	1	1
10905	2,2-Dichloropropane	594-20-7	N.D.	1	1
10905	1,1-Dichloropropene	563-58-6	N.D.	1	1
10905	cis-1,3-Dichloropropene	10061-01-5	N.D.	1	1
10905	trans-1,3-Dichloropropene	10061-02-6	N.D.	1	1
10905	Ethanol	64-17-5	N.D.	50	1
10905	Ethyl t-butyl ether	637-92-3	N.D.	0.5	1
10905	Ethylbenzene	100-41-4	N.D.	0.5	1
10905	Freon 113	76-13-1	N.D.	2	1
10905	Hexachlorobutadiene	87-68-3	N.D.	2	1
10905	2-Hexanone	591-78-6	N.D.	3	1
10905	di-Isopropyl ether	108-20-3	N.D.	0.5	1

Sample Description: MW-17-W-101028 Grab Water
Facility# 206265 BBLW
1520 Powell St-Emeryville SLT2007076 MW-17

LLI Sample # WW 6126530
LLI Group # 1218747
Account # 11964

Project Name: 206265

Collected: 10/28/2010 14:10 by LK

Chevron

6001 Bollinger Canyon Rd L4310
San Ramon CA 94583

Submitted: 10/29/2010 08:50

Reported: 11/10/2010 13:01

PE017

CAT No.	Analysis Name	CAS Number	As Received Result	As Received Method Detection Limit	Dilution Factor
GC/MS Volatiles SW-846 8260B			ug/l	ug/l	
10905	Isopropylbenzene	98-82-8	N.D.	1	1
10905	p-Isopropyltoluene	99-87-6	N.D.	1	1
10905	Methyl Tertiary Butyl Ether	1634-04-4	N.D.	0.5	1
10905	4-Methyl-2-pentanone	108-10-1	N.D.	3	1
10905	Methylene Chloride	75-09-2	N.D.	2	1
10905	Naphthalene	91-20-3	N.D.	1	1
10905	n-Propylbenzene	103-65-1	N.D.	1	1
10905	Styrene	100-42-5	N.D.	1	1
10905	1,1,1,2-Tetrachloroethane	630-20-6	N.D.	1	1
10905	1,1,2,2-Tetrachloroethane	79-34-5	N.D.	1	1
10905	Tetrachloroethene	127-18-4	5	0.8	1
10905	Toluene	108-88-3	N.D.	0.5	1
10905	1,2,3-Trichlorobenzene	87-61-6	N.D.	1	1
10905	1,2,4-Trichlorobenzene	120-82-1	N.D.	1	1
10905	1,1,1-Trichloroethane	71-55-6	N.D.	0.8	1
10905	1,1,2-Trichloroethane	79-00-5	N.D.	0.8	1
10905	Trichloroethene	79-01-6	8	1	1
10905	Trichlorofluoromethane	75-69-4	N.D.	2	1
10905	1,2,3-Trichloropropane	96-18-4	N.D.	1	1
10905	1,2,4-Trimethylbenzene	95-63-6	N.D.	1	1
10905	1,3,5-Trimethylbenzene	108-67-8	N.D.	1	1
10905	Vinyl Chloride	75-01-4	N.D.	1	1
10905	m+p-Xylene	n.a.	N.D.	0.5	1
10905	o-Xylene	95-47-6	N.D.	0.5	1
GC Volatiles SW-846 8015B			ug/l	ug/l	
01728	TPH-GRO N. CA water C6-C12	n.a.	N.D.	50	1
GC Extractable TPH SW-846 8015B modified			ug/l	ug/l	
02740	C11-C36	n.a.	N.D.	48	1
02740	Total TPH	n.a.	N.D.	48	1
GC Miscellaneous RSKSOP-175 08/11/94 modified			ug/l	ug/l	
07105	Ethane	74-84-0	N.D.	1.0	1
07105	Ethene	74-85-1	N.D.	1.0	1
07105	Methane	74-82-8	N.D.	5.0	1
Wet Chemistry EPA 300.0			ug/l	ug/l	
00368	Nitrate Nitrogen	14797-55-8	2,100	250	5
00228	Sulfate	14808-79-8	48,900	1,500	5
SM20 5310 C			ug/l	ug/l	
00273	Total Organic Carbon	n.a.	1,900	500	1
SM20 2320 B			ug/l as CaCO3	ug/l as CaCO3	

Sample Description: MW-17-W-101028 Grab Water
Facility# 206265 BBLW
1520 Powell St-Emeryville SLT2007076 MW-17

LLI Sample # WW 6126530
LLI Group # 1218747
Account # 11964

Project Name: 206265

Collected: 10/28/2010 14:10 by LK

Chevron

6001 Bollinger Canyon Rd L4310
San Ramon CA 94583

Submitted: 10/29/2010 08:50

Reported: 11/10/2010 13:01

PE017

CAT No.	Analysis Name	CAS Number	As Received Result	As Received Method Detection Limit	Dilution Factor
Wet Chemistry SM20 2320 B			ug/l as CaCO3	ug/l as CaCO3	
00202	Alkalinity to pH 4.5	n.a.	111,000	460	1
00201	Alkalinity to pH 8.3	n.a.	N.D.	460	1
01454	Bicarbonate Alkalinity	n.a.	111,000	460	1
SM20 4500 S2 D			ug/l	ug/l	
00230	Sulfide	18496-25-8	N.D.	54	1

General Sample Comments

State of California Lab Certification No. 2501

All QC is compliant unless otherwise noted. Please refer to the Quality Control Summary for overall QC performance data and associated samples.

Laboratory Sample Analysis Record

CAT No.	Analysis Name	Method	Trial#	Batch#	Analysis Date and Time	Analyst	Dilution Factor
10905	8260 Full List w/ Sep. Xylenes	SW-846 8260B	1	W103071AA	11/03/2010 15:39	Kerri E Legerlotz	1
01163	GC/MS VOA Water Prep	SW-846 5030B	1	W103071AA	11/03/2010 15:39	Kerri E Legerlotz	1
01146	GC VOA Water Prep	SW-846 5030B	1	10305D20A	11/02/2010 23:43	Butch A Sokolowski	1
01728	TPH-GRO N. CA water C6-C12	SW-846 8015B	1	10305D20A	11/02/2010 23:43	Butch A Sokolowski	1
07105	Volatile Headspace Hydrocarbon	RSKSOP-175 08/11/94 modified	1	103070031A	11/05/2010 22:08	Elizabeth J Marin	1
11181	Custom TPH w/ Ranges Water Ext	SW-846 3510C	1	103040001A	11/01/2010 22:30	Elaine F Stoltzfus	1
02740	Custom TPH with Ranges (Water)	SW-846 8015B modified	1	103040001A	11/03/2010 07:21	Heather E Williams	1
00368	Nitrate Nitrogen	EPA 300.0	1	10302196601A	10/29/2010 23:31	Ashley M Adams	5
00228	Sulfate	EPA 300.0	1	10302196601A	10/29/2010 23:31	Ashley M Adams	5
00273	Total Organic Carbon	SM20 5310 C	1	10312049501A	11/08/2010 02:18	James S Mathiot	1
00202	Alkalinity to pH 4.5	SM20 2320 B	1	10310020201B	11/06/2010 06:29	Susan A Engle	1
00201	Alkalinity to pH 8.3	SM20 2320 B	1	10310020201B	11/06/2010 06:29	Susan A Engle	1
01454	Bicarbonate Alkalinity	SM20 2320 B	1	10310020201B	11/06/2010 06:29	Susan A Engle	1
00230	Sulfide	SM20 4500 S2 D	1	10305023002A	11/01/2010 15:45	Susan E Hibner	1



Analysis Report

2425 New Holland Pike, PO Box 12425, Lancaster, PA 17605-2425 • 717-656-2300 Fax: 717-656-2681 • www.lancasterlabs.com

Sample Description: MW-17-W-101028 Filtered Grab Water
Facility# 206265 BBLW
1520 Powell St-Emeryville SLT2007076 MW-17

LLI Sample # WW 6126531
LLI Group # 1218747
Account # 11964

Project Name: 206265

Collected: 10/28/2010 14:10 by LK

Chevron

6001 Bollinger Canyon Rd L4310
San Ramon CA 94583

Submitted: 10/29/2010 08:50

Reported: 11/10/2010 13:01

CAT No.	Analysis Name	CAS Number	As Received Result	As Received Method Detection Limit	Dilution Factor
Metals Dissolved					
		EPA 200.7 rev 4.4	ug/l	ug/l	
01754	Iron	7439-89-6	N.D.	52.2	1
07058	Manganese	7439-96-5	154	0.84	1

General Sample Comments

State of California Lab Certification No. 2501
This sample was field filtered for dissolved metals.

All QC is compliant unless otherwise noted. Please refer to the Quality Control Summary for overall QC performance data and associated samples.

Laboratory Sample Analysis Record

CAT No.	Analysis Name	Method	Trial#	Batch#	Analysis Date and Time	Analyst	Dilution Factor
01754	Iron	EPA 200.7 rev 4.4	1	103055716002	11/03/2010 03:41	Tara L Snyder	1
07058	Manganese	EPA 200.7 rev 4.4	1	103055716002	11/03/2010 03:41	Tara L Snyder	1
05716	EPA 600 ICP Digest (tot rec)	EPA 200.7 rev 4.4	1	103055716002	11/01/2010 21:00	Mirit S Shenouda	1

Sample Description: QA-R-101028 Grab Water
Facility# 206265 BBLW
1520 Powell St-Emeryville SLT2007076 QA

LLI Sample # WW 6126532
LLI Group # 1218747
Account # 11964

Project Name: 206265

Collected: 10/28/2010 14:30 by LK

Chevron

6001 Bollinger Canyon Rd L4310
San Ramon CA 94583

Submitted: 10/29/2010 08:50

Reported: 11/10/2010 13:01

PEEQB

CAT No.	Analysis Name	CAS Number	As Received Result	As Received Method Detection Limit	Dilution Factor
GC/MS Volatiles SW-846 8260B			ug/l	ug/l	
10905	Acetone	67-64-1	N.D.	6	1
10905	t-Amyl methyl ether	994-05-8	N.D.	0.5	1
10905	Benzene	71-43-2	N.D.	0.5	1
10905	Bromobenzene	108-86-1	N.D.	1	1
10905	Bromochloromethane	74-97-5	N.D.	1	1
10905	Bromodichloromethane	75-27-4	N.D.	1	1
10905	Bromoform	75-25-2	N.D.	1	1
10905	Bromomethane	74-83-9	N.D.	1	1
10905	2-Butanone	78-93-3	N.D.	3	1
10905	t-Butyl alcohol	75-65-0	N.D.	5	1
10905	n-Butylbenzene	104-51-8	N.D.	1	1
10905	sec-Butylbenzene	135-98-8	N.D.	1	1
10905	tert-Butylbenzene	98-06-6	N.D.	1	1
10905	Carbon Disulfide	75-15-0	N.D.	1	1
10905	Carbon Tetrachloride	56-23-5	N.D.	1	1
10905	Chlorobenzene	108-90-7	N.D.	0.8	1
10905	Chloroethane	75-00-3	N.D.	1	1
10905	2-Chloroethyl Vinyl Ether	110-75-8	N.D.	2	1
2-Chloroethyl vinyl ether may not be recovered if acid was used to preserve this sample.					
10905	Chloroform	67-66-3	12	0.8	1
10905	Chloromethane	74-87-3	N.D.	1	1
10905	2-Chlorotoluene	95-49-8	N.D.	1	1
10905	4-Chlorotoluene	106-43-4	N.D.	1	1
10905	1,2-Dibromo-3-chloropropane	96-12-8	N.D.	2	1
10905	Dibromochloromethane	124-48-1	N.D.	1	1
10905	1,2-Dibromoethane	106-93-4	N.D.	0.5	1
10905	Dibromomethane	74-95-3	N.D.	1	1
10905	1,2-Dichlorobenzene	95-50-1	N.D.	1	1
10905	1,3-Dichlorobenzene	541-73-1	N.D.	1	1
10905	1,4-Dichlorobenzene	106-46-7	N.D.	1	1
10905	Dichlorodifluoromethane	75-71-8	N.D.	2	1
10905	1,1-Dichloroethane	75-34-3	N.D.	1	1
10905	1,2-Dichloroethane	107-06-2	N.D.	0.5	1
10905	1,1-Dichloroethene	75-35-4	N.D.	0.8	1
10905	cis-1,2-Dichloroethene	156-59-2	N.D.	0.8	1
10905	trans-1,2-Dichloroethene	156-60-5	N.D.	0.8	1
10905	1,2-Dichloropropane	78-87-5	N.D.	1	1
10905	1,3-Dichloropropane	142-28-9	N.D.	1	1
10905	2,2-Dichloropropane	594-20-7	N.D.	1	1
10905	1,1-Dichloropropene	563-58-6	N.D.	1	1
10905	cis-1,3-Dichloropropene	10061-01-5	N.D.	1	1
10905	trans-1,3-Dichloropropene	10061-02-6	N.D.	1	1
10905	Ethanol	64-17-5	N.D.	50	1
10905	Ethyl t-butyl ether	637-92-3	N.D.	0.5	1
10905	Ethylbenzene	100-41-4	N.D.	0.5	1
10905	Freon 113	76-13-1	N.D.	2	1
10905	Hexachlorobutadiene	87-68-3	N.D.	2	1
10905	2-Hexanone	591-78-6	N.D.	3	1
10905	di-Isopropyl ether	108-20-3	N.D.	0.5	1

Sample Description: QA-R-101028 Grab Water
Facility# 206265 BBLW
1520 Powell St-Emeryville SLT2007076 QA

LLI Sample # WW 6126532
LLI Group # 1218747
Account # 11964

Project Name: 206265

Collected: 10/28/2010 14:30 by LK

Chevron

6001 Bollinger Canyon Rd L4310
San Ramon CA 94583

Submitted: 10/29/2010 08:50

Reported: 11/10/2010 13:01

PEEQB

CAT No.	Analysis Name	CAS Number	As Received Result	As Received Method Detection Limit	Dilution Factor
GC/MS Volatiles SW-846 8260B			ug/l	ug/l	
10905	Isopropylbenzene	98-82-8	N.D.	1	1
10905	p-Isopropyltoluene	99-87-6	N.D.	1	1
10905	Methyl Tertiary Butyl Ether	1634-04-4	N.D.	0.5	1
10905	4-Methyl-2-pentanone	108-10-1	N.D.	3	1
10905	Methylene Chloride	75-09-2	N.D.	2	1
10905	Naphthalene	91-20-3	N.D.	1	1
10905	n-Propylbenzene	103-65-1	N.D.	1	1
10905	Styrene	100-42-5	N.D.	1	1
10905	1,1,1,2-Tetrachloroethane	630-20-6	N.D.	1	1
10905	1,1,2,2-Tetrachloroethane	79-34-5	N.D.	1	1
10905	Tetrachloroethene	127-18-4	N.D.	0.8	1
10905	Toluene	108-88-3	N.D.	0.5	1
10905	1,2,3-Trichlorobenzene	87-61-6	N.D.	1	1
10905	1,2,4-Trichlorobenzene	120-82-1	N.D.	1	1
10905	1,1,1-Trichloroethane	71-55-6	N.D.	0.8	1
10905	1,1,2-Trichloroethane	79-00-5	N.D.	0.8	1
10905	Trichloroethene	79-01-6	N.D.	1	1
10905	Trichlorofluoromethane	75-69-4	N.D.	2	1
10905	1,2,3-Trichloropropane	96-18-4	N.D.	1	1
10905	1,2,4-Trimethylbenzene	95-63-6	N.D.	1	1
10905	1,3,5-Trimethylbenzene	108-67-8	N.D.	1	1
10905	Vinyl Chloride	75-01-4	N.D.	1	1
10905	m+p-Xylene	n.a.	N.D.	0.5	1
10905	o-Xylene	95-47-6	N.D.	0.5	1
GC Volatiles SW-846 8015B			ug/l	ug/l	
01728	TPH-GRO N. CA water C6-C12	n.a.	N.D.	50	1

General Sample Comments

State of California Lab Certification No. 2501

All QC is compliant unless otherwise noted. Please refer to the Quality Control Summary for overall QC performance data and associated samples.

Laboratory Sample Analysis Record

CAT No.	Analysis Name	Method	Trial#	Batch#	Analysis Date and Time	Analyst	Dilution Factor
10905	8260 Full List w/ Sep. Xylenes	SW-846 8260B	1	W103062AA	11/02/2010 14:55	Emily R Styer	1
01163	GC/MS VOA Water Prep	SW-846 5030B	1	W103062AA	11/02/2010 14:55	Emily R Styer	1
01146	GC VOA Water Prep	SW-846 5030B	1	10305D20A	11/02/2010 20:05	Butch A Sokolowski	1
01728	TPH-GRO N. CA water C6-C12	SW-846 8015B	1	10305D20A	11/02/2010 20:05	Butch A Sokolowski	1

Sample Description: QA-T-101028 NA Water
Facility# 206265 BBLW
1520 Powell St-Emeryville SLT2007076 QA

LLI Sample # WW 6126533
LLI Group # 1218747
Account # 11964

Project Name: 206265

Collected: 10/28/2010

Chevron

Submitted: 10/29/2010 08:50

6001 Bollinger Canyon Rd L4310

Reported: 11/10/2010 13:01

San Ramon CA 94583

PETRB

CAT No.	Analysis Name	CAS Number	As Received Result	As Received Method Detection Limit	Dilution Factor
GC/MS Volatiles SW-846 8260B			ug/l	ug/l	
10905	Acetone	67-64-1	N.D.	6	1
10905	t-Amyl methyl ether	994-05-8	N.D.	0.5	1
10905	Benzene	71-43-2	N.D.	0.5	1
10905	Bromobenzene	108-86-1	N.D.	1	1
10905	Bromochloromethane	74-97-5	N.D.	1	1
10905	Bromodichloromethane	75-27-4	N.D.	1	1
10905	Bromoform	75-25-2	N.D.	1	1
10905	Bromomethane	74-83-9	N.D.	1	1
10905	2-Butanone	78-93-3	N.D.	3	1
10905	t-Butyl alcohol	75-65-0	N.D.	5	1
10905	n-Butylbenzene	104-51-8	N.D.	1	1
10905	sec-Butylbenzene	135-98-8	N.D.	1	1
10905	tert-Butylbenzene	98-06-6	N.D.	1	1
10905	Carbon Disulfide	75-15-0	N.D.	1	1
10905	Carbon Tetrachloride	56-23-5	N.D.	1	1
10905	Chlorobenzene	108-90-7	N.D.	0.8	1
10905	Chloroethane	75-00-3	N.D.	1	1
10905	2-Chloroethyl Vinyl Ether	110-75-8	N.D.	2	1
2-Chloroethyl vinyl ether may not be recovered if acid was used to preserve this sample.					
10905	Chloroform	67-66-3	N.D.	0.8	1
10905	Chloromethane	74-87-3	N.D.	1	1
10905	2-Chlorotoluene	95-49-8	N.D.	1	1
10905	4-Chlorotoluene	106-43-4	N.D.	1	1
10905	1,2-Dibromo-3-chloropropane	96-12-8	N.D.	2	1
10905	Dibromochloromethane	124-48-1	N.D.	1	1
10905	1,2-Dibromoethane	106-93-4	N.D.	0.5	1
10905	Dibromomethane	74-95-3	N.D.	1	1
10905	1,2-Dichlorobenzene	95-50-1	N.D.	1	1
10905	1,3-Dichlorobenzene	541-73-1	N.D.	1	1
10905	1,4-Dichlorobenzene	106-46-7	N.D.	1	1
10905	Dichlorodifluoromethane	75-71-8	N.D.	2	1
10905	1,1-Dichloroethane	75-34-3	N.D.	1	1
10905	1,2-Dichloroethane	107-06-2	N.D.	0.5	1
10905	1,1-Dichloroethene	75-35-4	N.D.	0.8	1
10905	cis-1,2-Dichloroethene	156-59-2	N.D.	0.8	1
10905	trans-1,2-Dichloroethene	156-60-5	N.D.	0.8	1
10905	1,2-Dichloropropane	78-87-5	N.D.	1	1
10905	1,3-Dichloropropane	142-28-9	N.D.	1	1
10905	2,2-Dichloropropane	594-20-7	N.D.	1	1
10905	1,1-Dichloropropene	563-58-6	N.D.	1	1
10905	cis-1,3-Dichloropropene	10061-01-5	N.D.	1	1
10905	trans-1,3-Dichloropropene	10061-02-6	N.D.	1	1
10905	Ethanol	64-17-5	N.D.	50	1
10905	Ethyl t-butyl ether	637-92-3	N.D.	0.5	1
10905	Ethylbenzene	100-41-4	N.D.	0.5	1
10905	Freon 113	76-13-1	N.D.	2	1
10905	Hexachlorobutadiene	87-68-3	N.D.	2	1
10905	2-Hexanone	591-78-6	N.D.	3	1
10905	di-Isopropyl ether	108-20-3	N.D.	0.5	1



Analysis Report

2425 New Holland Pike, PO Box 12425, Lancaster, PA 17605-2425 • 717-656-2300 Fax: 717-656-2681 • www.lancasterlabs.com

Sample Description: QA-T-101028 NA Water
Facility# 206265 BBLW
1520 Powell St-Emeryville SLT2007076 QA

LLI Sample # WW 6126533
LLI Group # 1218747
Account # 11964

Project Name: 206265

Collected: 10/28/2010

Chevron

Submitted: 10/29/2010 08:50

6001 Bollinger Canyon Rd L4310

Reported: 11/10/2010 13:01

San Ramon CA 94583

PETRB

CAT No.	Analysis Name	CAS Number	As Received Result	As Received Method Detection Limit	Dilution Factor
GC/MS Volatiles SW-846 8260B			ug/l	ug/l	
10905	Isopropylbenzene	98-82-8	N.D.	1	1
10905	p-Isopropyltoluene	99-87-6	N.D.	1	1
10905	Methyl Tertiary Butyl Ether	1634-04-4	N.D.	0.5	1
10905	4-Methyl-2-pentanone	108-10-1	N.D.	3	1
10905	Methylene Chloride	75-09-2	N.D.	2	1
10905	Naphthalene	91-20-3	N.D.	1	1
10905	n-Propylbenzene	103-65-1	N.D.	1	1
10905	Styrene	100-42-5	N.D.	1	1
10905	1,1,1,2-Tetrachloroethane	630-20-6	N.D.	1	1
10905	1,1,2,2-Tetrachloroethane	79-34-5	N.D.	1	1
10905	Tetrachloroethene	127-18-4	N.D.	0.8	1
10905	Toluene	108-88-3	N.D.	0.5	1
10905	1,2,3-Trichlorobenzene	87-61-6	N.D.	1	1
10905	1,2,4-Trichlorobenzene	120-82-1	N.D.	1	1
10905	1,1,1-Trichloroethane	71-55-6	N.D.	0.8	1
10905	1,1,2-Trichloroethane	79-00-5	N.D.	0.8	1
10905	Trichloroethene	79-01-6	N.D.	1	1
10905	Trichlorofluoromethane	75-69-4	N.D.	2	1
10905	1,2,3-Trichloropropane	96-18-4	N.D.	1	1
10905	1,2,4-Trimethylbenzene	95-63-6	N.D.	1	1
10905	1,3,5-Trimethylbenzene	108-67-8	N.D.	1	1
10905	Vinyl Chloride	75-01-4	N.D.	1	1
10905	m+p-Xylene	n.a.	N.D.	0.5	1
10905	o-Xylene	95-47-6	N.D.	0.5	1
GC Volatiles SW-846 8015B			ug/l	ug/l	
01728	TPH-GRO N. CA water C6-C12	n.a.	N.D.	50	1

General Sample Comments

State of California Lab Certification No. 2501

All QC is compliant unless otherwise noted. Please refer to the Quality Control Summary for overall QC performance data and associated samples.

Laboratory Sample Analysis Record

CAT No.	Analysis Name	Method	Trial#	Batch#	Analysis Date and Time	Analyst	Dilution Factor
10905	8260 Full List w/ Sep. Xylenes	SW-846 8260B	1	W103062AA	11/02/2010 15:19	Emily R Styer	1
01163	GC/MS VOA Water Prep	SW-846 5030B	1	W103062AA	11/02/2010 15:19	Emily R Styer	1
01146	GC VOA Water Prep	SW-846 5030B	1	10305D20A	11/02/2010 20:27	Butch A Sokolowski	1
01728	TPH-GRO N. CA water C6-C12	SW-846 8015B	1	10305D20A	11/02/2010 20:27	Butch A Sokolowski	1

Quality Control Summary

 Client Name: Chevron
 Reported: 11/10/10 at 01:01 PM

Group Number: 1218747

Matrix QC may not be reported if site-specific QC samples were not submitted. In these situations, to demonstrate precision and accuracy at a batch level, a LCS/LCSD was performed, unless otherwise specified in the method.

Laboratory Compliance Quality Control

<u>Analysis Name</u>	<u>Blank Result</u>	<u>Blank MDL</u>	<u>Report Units</u>	<u>LCS %REC</u>	<u>LCSD %REC</u>	<u>LCS/LCSD Limits</u>	<u>RPD</u>	<u>RPD Max</u>
Batch number: W103062AA	Sample number(s): 6126532-6126533							
Acetone	N.D.	6.	ug/l	89		49-234		
t-Amyl methyl ether	N.D.	0.5	ug/l	94		77-120		
Benzene	N.D.	0.5	ug/l	103		79-120		
Bromobenzene	N.D.	1.	ug/l	93		80-120		
Bromochloromethane	N.D.	1.	ug/l	101		80-120		
Bromodichloromethane	N.D.	1.	ug/l	99		80-120		
Bromoform	N.D.	1.	ug/l	105		61-120		
Bromomethane	N.D.	1.	ug/l	65		44-120		
2-Butanone	N.D.	3.	ug/l	96		66-151		
t-Butyl alcohol	N.D.	5.	ug/l	108		62-129		
n-Butylbenzene	N.D.	1.	ug/l	79		74-120		
sec-Butylbenzene	N.D.	1.	ug/l	84		78-120		
tert-Butylbenzene	N.D.	1.	ug/l	88		80-120		
Carbon Disulfide	N.D.	1.	ug/l	102		62-120		
Carbon Tetrachloride	N.D.	1.	ug/l	112		75-123		
Chlorobenzene	N.D.	0.8	ug/l	102		80-120		
Chloroethane	N.D.	1.	ug/l	65		49-129		
2-Chloroethyl Vinyl Ether	N.D.	2.	ug/l	84		56-129		
Chloroform	N.D.	0.8	ug/l	103		77-122		
Chloromethane	N.D.	1.	ug/l	64		60-129		
2-Chlorotoluene	N.D.	1.	ug/l	93		80-120		
4-Chlorotoluene	N.D.	1.	ug/l	97		80-120		
1,2-Dibromo-3-chloropropane	N.D.	2.	ug/l	85		66-120		
Dibromochloromethane	N.D.	1.	ug/l	106		80-120		
1,2-Dibromoethane	N.D.	0.5	ug/l	97		80-120		
Dibromomethane	N.D.	1.	ug/l	97		80-120		
1,2-Dichlorobenzene	N.D.	1.	ug/l	94		80-120		
1,3-Dichlorobenzene	N.D.	1.	ug/l	93		80-120		
1,4-Dichlorobenzene	N.D.	1.	ug/l	94		80-120		
Dichlorodifluoromethane	N.D.	2.	ug/l	71		47-120		
1,1-Dichloroethane	N.D.	1.	ug/l	98		79-120		
1,2-Dichloroethane	N.D.	0.5	ug/l	102		70-130		
1,1-Dichloroethene	N.D.	0.8	ug/l	95		74-123		
cis-1,2-Dichloroethene	N.D.	0.8	ug/l	100		80-120		
trans-1,2-Dichloroethene	N.D.	0.8	ug/l	99		80-120		
1,2-Dichloropropane	N.D.	1.	ug/l	98		78-120		
1,3-Dichloropropane	N.D.	1.	ug/l	100		80-120		
2,2-Dichloropropane	N.D.	1.	ug/l	103		77-124		
1,1-Dichloropropene	N.D.	1.	ug/l	100		80-120		
cis-1,3-Dichloropropene	N.D.	1.	ug/l	100		80-120		
trans-1,3-Dichloropropene	N.D.	1.	ug/l	102		79-120		
Ethanol	N.D.	50.	ug/l	99		54-149		
Ethyl t-butyl ether	N.D.	0.5	ug/l	95		76-120		
Ethylbenzene	N.D.	0.5	ug/l	94		79-120		
Freon 113	N.D.	2.	ug/l	104		69-128		
Hexachlorobutadiene	N.D.	2.	ug/l	78		58-120		

*- Outside of specification

- (1) The result for one or both determinations was less than five times the LOQ.
- (2) The unspiked result was more than four times the spike added.

Quality Control Summary

Client Name: Chevron

Group Number: 1218747

Reported: 11/10/10 at 01:01 PM

<u>Analysis Name</u>	<u>Blank Result</u>	<u>Blank MDL</u>	<u>Report Units</u>	<u>LCS %REC</u>	<u>LCSD %REC</u>	<u>LCS/LCSD Limits</u>	<u>RPD</u>	<u>RPD Max</u>
2-Hexanone	N.D.	3.	ug/l	95		65-136		
di-Isopropyl ether	N.D.	0.5	ug/l	102		71-124		
Isopropylbenzene	N.D.	1.	ug/l	93		77-120		
p-Isopropyltoluene	N.D.	1.	ug/l	86		80-120		
Methyl Tertiary Butyl Ether	N.D.	0.5	ug/l	100		76-120		
4-Methyl-2-pentanone	N.D.	3.	ug/l	98		70-121		
Methylene Chloride	N.D.	2.	ug/l	97		80-120		
Naphthalene	N.D.	1.	ug/l	74		62-120		
n-Propylbenzene	N.D.	1.	ug/l	88		80-120		
Styrene	N.D.	1.	ug/l	95		80-120		
1,1,1,2-Tetrachloroethane	N.D.	1.	ug/l	106		80-120		
1,1,2,2-Tetrachloroethane	N.D.	1.	ug/l	89		71-120		
Tetrachloroethene	N.D.	0.8	ug/l	101		80-121		
Toluene	N.D.	0.5	ug/l	103		79-120		
1,2,3-Trichlorobenzene	N.D.	1.	ug/l	76		65-120		
1,2,4-Trichlorobenzene	N.D.	1.	ug/l	74		67-120		
1,1,1-Trichloroethane	N.D.	0.8	ug/l	104		75-127		
1,1,2-Trichloroethane	N.D.	0.8	ug/l	103		80-120		
Trichloroethene	N.D.	1.	ug/l	99		80-120		
Trichlorofluoromethane	N.D.	2.	ug/l	86		64-129		
1,2,3-Trichloropropane	N.D.	1.	ug/l	93		80-120		
1,2,4-Trimethylbenzene	N.D.	1.	ug/l	92		74-120		
1,3,5-Trimethylbenzene	N.D.	1.	ug/l	92		75-120		
Vinyl Chloride	N.D.	1.	ug/l	71		65-125		
m+p-Xylene	N.D.	0.5	ug/l	99		80-120		
o-Xylene	N.D.	0.5	ug/l	95		80-120		

Batch number: W103071AA

Sample number(s): 6126526,6126528,6126530

Acetone	N.D.	6.	ug/l	87		49-234		
t-Amyl methyl ether	N.D.	0.5	ug/l	94		77-120		
Benzene	N.D.	0.5	ug/l	96		79-120		
Bromobenzene	N.D.	1.	ug/l	97		80-120		
Bromochloromethane	N.D.	1.	ug/l	100		80-120		
Bromodichloromethane	N.D.	1.	ug/l	104		80-120		
Bromoform	N.D.	1.	ug/l	113		61-120		
Bromomethane	N.D.	1.	ug/l	77		44-120		
2-Butanone	N.D.	3.	ug/l	89		66-151		
t-Butyl alcohol	N.D.	5.	ug/l	105		62-129		
n-Butylbenzene	N.D.	1.	ug/l	78		74-120		
sec-Butylbenzene	N.D.	1.	ug/l	83		78-120		
tert-Butylbenzene	N.D.	1.	ug/l	87		80-120		
Carbon Disulfide	N.D.	1.	ug/l	98		62-120		
Carbon Tetrachloride	N.D.	1.	ug/l	115		75-123		
Chlorobenzene	N.D.	0.8	ug/l	101		80-120		
Chloroethane	N.D.	1.	ug/l	77		49-129		
2-Chloroethyl Vinyl Ether	N.D.	2.	ug/l	81		56-129		
Chloroform	N.D.	0.8	ug/l	101		77-122		
Chloromethane	N.D.	1.	ug/l	75		60-129		
2-Chlorotoluene	N.D.	1.	ug/l	93		80-120		
4-Chlorotoluene	N.D.	1.	ug/l	94		80-120		
1,2-Dibromo-3-chloropropane	N.D.	2.	ug/l	82		66-120		
Dibromochloromethane	N.D.	1.	ug/l	113		80-120		
1,2-Dibromoethane	N.D.	0.5	ug/l	101		80-120		
Dibromomethane	N.D.	1.	ug/l	98		80-120		
1,2-Dichlorobenzene	N.D.	1.	ug/l	94		80-120		
1,3-Dichlorobenzene	N.D.	1.	ug/l	93		80-120		
1,4-Dichlorobenzene	N.D.	1.	ug/l	94		80-120		
Dichlorodifluoromethane	N.D.	2.	ug/l	94		47-120		

*- Outside of specification

- (1) The result for one or both determinations was less than five times the LOQ.
- (2) The unspiked result was more than four times the spike added.

Quality Control Summary

Client Name: Chevron

Group Number: 1218747

Reported: 11/10/10 at 01:01 PM

<u>Analysis Name</u>	<u>Blank Result</u>	<u>Blank MDL</u>	<u>Report Units</u>	<u>LCS %REC</u>	<u>LCSD %REC</u>	<u>LCS/LCSD Limits</u>	<u>RPD</u>	<u>RPD Max</u>
1,1-Dichloroethane	N.D.	1.	ug/l	94		79-120		
1,2-Dichloroethane	N.D.	0.5	ug/l	103		70-130		
1,1-Dichloroethene	N.D.	0.8	ug/l	95		74-123		
cis-1,2-Dichloroethene	N.D.	0.8	ug/l	98		80-120		
trans-1,2-Dichloroethene	N.D.	0.8	ug/l	96		80-120		
1,2-Dichloropropane	N.D.	1.	ug/l	92		78-120		
1,3-Dichloropropane	N.D.	1.	ug/l	95		80-120		
2,2-Dichloropropane	N.D.	1.	ug/l	105		77-124		
1,1-Dichloropropene	N.D.	1.	ug/l	96		80-120		
cis-1,3-Dichloropropene	N.D.	1.	ug/l	95		80-120		
trans-1,3-Dichloropropene	N.D.	1.	ug/l	98		79-120		
Ethanol	N.D.	50.	ug/l	88		54-149		
Ethyl t-butyl ether	N.D.	0.5	ug/l	89		76-120		
Ethylbenzene	N.D.	0.5	ug/l	95		79-120		
Freon 113	N.D.	2.	ug/l	105		69-128		
Hexachlorobutadiene	N.D.	2.	ug/l	85		58-120		
2-Hexanone	N.D.	3.	ug/l	91		65-136		
di-Isopropyl ether	N.D.	0.5	ug/l	90		71-124		
Isopropylbenzene	N.D.	1.	ug/l	95		77-120		
p-Isopropyltoluene	N.D.	1.	ug/l	87		80-120		
Methyl Tertiary Butyl Ether	N.D.	0.5	ug/l	98		76-120		
4-Methyl-2-pentanone	N.D.	3.	ug/l	89		70-121		
Methylene Chloride	N.D.	2.	ug/l	89		80-120		
Naphthalene	N.D.	1.	ug/l	73		62-120		
n-Propylbenzene	N.D.	1.	ug/l	88		80-120		
Styrene	N.D.	1.	ug/l	97		80-120		
1,1,1,2-Tetrachloroethane	N.D.	1.	ug/l	110		80-120		
1,1,2,2-Tetrachloroethane	N.D.	1.	ug/l	87		71-120		
Tetrachloroethene	N.D.	0.8	ug/l	103		80-121		
Toluene	N.D.	0.5	ug/l	97		79-120		
1,2,3-Trichlorobenzene	N.D.	1.	ug/l	78		65-120		
1,2,4-Trichlorobenzene	N.D.	1.	ug/l	77		67-120		
1,1,1-Trichloroethane	N.D.	0.8	ug/l	108		75-127		
1,1,2-Trichloroethane	N.D.	0.8	ug/l	99		80-120		
Trichloroethene	N.D.	1.	ug/l	99		80-120		
Trichlorofluoromethane	N.D.	2.	ug/l	106		64-129		
1,2,3-Trichloropropane	N.D.	1.	ug/l	96		80-120		
1,2,4-Trimethylbenzene	N.D.	1.	ug/l	91		74-120		
1,3,5-Trimethylbenzene	N.D.	1.	ug/l	90		75-120		
Vinyl Chloride	N.D.	1.	ug/l	81		65-125		
m+p-Xylene	N.D.	0.5	ug/l	100		80-120		
o-Xylene	N.D.	0.5	ug/l	96		80-120		

Batch number: 10305D20A	Sample number(s): 6126526,6126528,6126530,6126532-6126533							
TPH-GRO N. CA water C6-C12	N.D.	50.	ug/l	118	109	75-135	8	30

Batch number: 103040001A	Sample number(s): 6126526,6126528,6126530							
C11-C36	N.D.	50.	ug/l					
Total TPH	N.D.	50.	ug/l	91	88	60-120	4	20

Batch number: 103070031A	Sample number(s): 6126526,6126528,6126530							
Ethane	N.D.	1.0	ug/l	98		80-120		
Ethene	N.D.	1.0	ug/l	97		80-120		
Methane	N.D.	5.0	ug/l	95		80-120		

Batch number: 103055716002	Sample number(s): 6126527,6126529,6126531							
Iron	N.D.	52.2	ug/l	102		90-110		
Manganese	N.D.	0.84	ug/l	105		85-115		

*- Outside of specification

- (1) The result for one or both determinations was less than five times the LOQ.
- (2) The unspiked result was more than four times the spike added.

Quality Control Summary

 Client Name: Chevron Group Number: 1218747
 Reported: 11/10/10 at 01:01 PM

<u>Analysis Name</u>	<u>Blank Result</u>	<u>Blank MDL</u>	<u>Report Units</u>	<u>LCS %REC</u>	<u>LCSD %REC</u>	<u>LCS/LCSD Limits</u>	<u>RPD</u>	<u>RPD Max</u>
Batch number: 10302196601A	Sample number(s): 6126526,6126528,6126530							
Nitrate Nitrogen	N.D.	50.	ug/l	98		90-110		
Sulfate	N.D.	300.	ug/l	97		89-110		
Batch number: 10312049501A	Sample number(s): 6126526,6126528,6126530							
Total Organic Carbon	N.D.	500.	ug/l	99		91-113		
Batch number: 10305023002A	Sample number(s): 6126526,6126528,6126530							
Sulfide	N.D.	54.	ug/l	97		90-110		
Batch number: 10310020201B	Sample number(s): 6126526,6126528,6126530							
Alkalinity to pH 4.5	N.D.	460.	ug/l as CaCO3	99		98-103		

Sample Matrix Quality Control

 Unspiked (UNSPK) = the sample used in conjunction with the matrix spike
 Background (BKG) = the sample used in conjunction with the duplicate

<u>Analysis Name</u>	<u>MS %REC</u>	<u>MSD %REC</u>	<u>MS/MSD Limits</u>	<u>RPD</u>	<u>RPD MAX</u>	<u>BKG Conc</u>	<u>DUP Conc</u>	<u>DUP RPD</u>	<u>Dup RPD Max</u>
Batch number: W103062AA	Sample number(s): 6126532-6126533 UNSPK: P127873								
Acetone	84	82	52-139	3	30				
t-Amyl methyl ether	96	93	75-122	3	30				
Benzene	103	100	80-126	3	30				
Bromobenzene	95	95	82-115	0	30				
Bromochloromethane	102	98	83-123	4	30				
Bromodichloromethane	106	99	78-125	7	30				
Bromoform	106	99	60-121	7	30				
Bromomethane	64	63	38-149	2	30				
2-Butanone	87	88	57-138	1	30				
t-Butyl alcohol	103	101	67-119	1	30				
n-Butylbenzene	83	81	73-128	2	30				
sec-Butylbenzene	88	87	79-125	1	30				
tert-Butylbenzene	92	92	81-121	0	30				
Carbon Disulfide	115	109	67-135	5	30				
Carbon Tetrachloride	121	116	81-138	4	30				
Chlorobenzene	105	103	87-124	2	30				
Chloroethane	69	67	51-145	3	30				
2-Chloroethyl Vinyl Ether	0*	0*	10-151	0	30				
Chloroform	104	101	81-134	3	30				
Chloromethane	70	65*	67-154	7	30				
2-Chlorotoluene	94	92	82-118	2	30				
4-Chlorotoluene	95	97	84-122	3	30				
1,2-Dibromo-3-chloropropane	82	83	66-121	1	30				
Dibromochloromethane	110	102	74-116	7	30				
1,2-Dibromoethane	100	95	77-116	5	30				
Dibromomethane	100	93	83-119	7	30				
1,2-Dichlorobenzene	94	93	84-119	1	30				
1,3-Dichlorobenzene	95	92	86-121	3	30				
1,4-Dichlorobenzene	96	94	85-121	2	30				
Dichlorodifluoromethane	81	76	52-129	7	30				
1,1-Dichloroethane	100	99	84-129	2	30				

*- Outside of specification

- (1) The result for one or both determinations was less than five times the LOQ.
- (2) The unspiked result was more than four times the spike added.

Quality Control Summary

 Client Name: Chevron
 Reported: 11/10/10 at 01:01 PM

Group Number: 1218747

Sample Matrix Quality Control

 Unspiked (UNSPK) = the sample used in conjunction with the matrix spike
 Background (BKG) = the sample used in conjunction with the duplicate

<u>Analysis Name</u>	<u>MS</u> <u>%REC</u>	<u>MSD</u> <u>%REC</u>	<u>MS/MSD</u> <u>Limits</u>	<u>RPD</u> <u>RPD</u>	<u>RPD</u> <u>MAX</u>	<u>BKG</u> <u>Conc</u>	<u>DUP</u> <u>Conc</u>	<u>DUP</u> <u>RPD</u>	<u>Dup RPD</u> <u>Max</u>
1,2-Dichloroethane	100	99	66-141	1	30				
1,1-Dichloroethene	106	99	85-142	7	30				
cis-1,2-Dichloroethene	102	98	85-125	4	30				
trans-1,2-Dichloroethene	104	100	87-126	4	30				
1,2-Dichloropropane	99	90	83-124	9	30				
1,3-Dichloropropane	95	95	81-120	1	30				
2,2-Dichloropropane	108	106	81-135	1	30				
1,1-Dichloropropene	104	103	86-137	1	30				
cis-1,3-Dichloropropene	90	91	75-125	1	30				
trans-1,3-Dichloropropene	93	98	74-119	5	30				
Ethanol	95	82	37-164	16	30				
Ethyl t-butyl ether	95	93	74-122	1	30				
Ethylbenzene	101	90	71-134	11	30				
Freon 113	119	110	89-148	8	30				
Hexachlorobutadiene	88	88	56-134	0	30				
2-Hexanone	90	89	55-127	2	30				
di-Isopropyl ether	100	98	70-129	2	30				
Isopropylbenzene	99	94	75-128	6	30				
p-Isopropyltoluene	89	88	76-123	1	30				
Methyl Tertiary Butyl Ether	99	95	72-126	4	30				
4-Methyl-2-pentanone	86	90	63-123	5	30				
Methylene Chloride	96	93	79-120	3	30				
Naphthalene	74	74	52-125	0	30				
n-Propylbenzene	91	92	74-134	1	30				
Styrene	101	92	78-125	9	30				
1,1,1,2-Tetrachloroethane	111	100	82-119	10	30				
1,1,2,2-Tetrachloroethane	85	86	73-119	1	30				
Tetrachloroethene	103	103	80-128	0	30				
Toluene	99	107	80-125	7	30				
1,2,3-Trichlorobenzene	78	75	69-119	4	30				
1,2,4-Trichlorobenzene	79	76	70-124	4	30				
1,1,1-Trichloroethane	110	105	80-143	5	30				
1,1,2-Trichloroethane	95	103	77-124	8	30				
Trichloroethene	105	98	88-133	6	30				
Trichlorofluoromethane	96	93	73-152	3	30				
1,2,3-Trichloropropane	91	88	76-118	4	30				
1,2,4-Trimethylbenzene	95	92	72-130	3	30				
1,3,5-Trimethylbenzene	91	93	72-131	2	30				
Vinyl Chloride	77	76	66-133	1	30				
m+p-Xylene	103	94	79-125	10	30				
o-Xylene	101	91	79-125	10	30				
Batch number: W103071AA	Sample number(s): 6126526,6126528,6126530 UNSPK: P127883								
Acetone	68	68	52-139	0	30				
t-Amyl methyl ether	87	97	75-122	11	30				
Benzene	91	98	80-126	7	30				
Bromobenzene	92	100	82-115	8	30				
Bromochloromethane	94	102	83-123	8	30				
Bromodichloromethane	96	106	78-125	10	30				
Bromoform	101	106	60-121	5	30				
Bromomethane	74	79	38-149	6	30				
2-Butanone	73	75	57-138	2	30				
t-Butyl alcohol	96	95	67-119	0	30				

*- Outside of specification

- (1) The result for one or both determinations was less than five times the LOQ.
- (2) The unspiked result was more than four times the spike added.

Quality Control Summary

 Client Name: Chevron
 Reported: 11/10/10 at 01:01 PM

Group Number: 1218747

Sample Matrix Quality Control

 Unspiked (UNSPK) = the sample used in conjunction with the matrix spike
 Background (BKG) = the sample used in conjunction with the duplicate

<u>Analysis Name</u>	<u>MS</u> <u>%REC</u>	<u>MSD</u> <u>%REC</u>	<u>MS/MSD</u> <u>Limits</u>	<u>RPD</u> <u>RPD</u>	<u>RPD</u> <u>MAX</u>	<u>BKG</u> <u>Conc</u>	<u>DUP</u> <u>Conc</u>	<u>DUP</u> <u>RPD</u>	<u>Dup RPD</u> <u>Max</u>
n-Butylbenzene	75	82	73-128	10	30				
sec-Butylbenzene	79	87	79-125	9	30				
tert-Butylbenzene	84	90	81-121	7	30				
Carbon Disulfide	95	106	67-135	11	30				
Carbon Tetrachloride	113	124	81-138	9	30				
Chlorobenzene	95	104	87-124	8	30				
Chloroethane	77	83	51-145	8	30				
2-Chloroethyl Vinyl Ether	0*	0*	10-151	0	30				
Chloroform	94	104	81-134	10	30				
Chloromethane	75	81	67-154	8	30				
2-Chlorotoluene	88	96	82-118	9	30				
4-Chlorotoluene	90	97	84-122	8	30				
1,2-Dibromo-3-chloropropane	77	81	66-121	5	30				
Dibromochloromethane	103	109	74-116	6	30				
1,2-Dibromoethane	92	97	77-116	5	30				
Dibromomethane	91	99	83-119	9	30				
1,2-Dichlorobenzene	90	95	84-119	6	30				
1,3-Dichlorobenzene	87	96	86-121	9	30				
1,4-Dichlorobenzene	88	95	85-121	8	30				
Dichlorodifluoromethane	94	101	52-129	7	30				
1,1-Dichloroethane	89	97	84-129	8	30				
1,2-Dichloroethane	95	101	66-141	7	30				
1,1-Dichloroethene	92	100	85-142	8	30				
cis-1,2-Dichloroethene	92	100	85-125	9	30				
trans-1,2-Dichloroethene	91	100	87-126	10	30				
1,2-Dichloropropane	86	94	83-124	8	30				
1,3-Dichloropropane	87	93	81-120	7	30				
2,2-Dichloropropane	99	110	81-135	11	30				
1,1-Dichloropropene	93	101	86-137	8	30				
cis-1,3-Dichloropropene	84	93	75-125	10	30				
trans-1,3-Dichloropropene	89	95	74-119	6	30				
Ethanol	84	82	37-164	2	30				
Ethyl t-butyl ether	83	92	74-122	10	30				
Ethylbenzene	90	99	71-134	10	30				
Freon 113	102	115	89-148	12	30				
Hexachlorobutadiene	82	98	56-134	17	30				
2-Hexanone	78	80	55-127	3	30				
di-Isopropyl ether	83	92	70-129	10	30				
Isopropylbenzene	90	98	75-128	9	30				
p-Isopropyltoluene	81	89	76-123	10	30				
Methyl Tertiary Butyl Ether	96	161*	72-126	22	30				
4-Methyl-2-pentanone	78	82	63-123	5	30				
Methylene Chloride	85	90	79-120	6	30				
Naphthalene	70	78	52-125	10	30				
n-Propylbenzene	85	93	74-134	9	30				
Styrene	91	99	78-125	8	30				
1,1,1,2-Tetrachloroethane	103	110	82-119	7	30				
1,1,2,2-Tetrachloroethane	81	86	73-119	6	30				
Tetrachloroethene	99	107	80-128	8	30				
Toluene	93	100	80-125	8	30				
1,2,3-Trichlorobenzene	74	81	69-119	10	30				
1,2,4-Trichlorobenzene	73	82	70-124	11	30				
1,1,1-Trichloroethane	103	116	80-143	12	30				

*- Outside of specification

- (1) The result for one or both determinations was less than five times the LOQ.
- (2) The unspiked result was more than four times the spike added.

Quality Control Summary

 Client Name: Chevron
 Reported: 11/10/10 at 01:01 PM

Group Number: 1218747

Sample Matrix Quality Control

 Unspiked (UNSPK) = the sample used in conjunction with the matrix spike
 Background (BKG) = the sample used in conjunction with the duplicate

<u>Analysis Name</u>	<u>MS</u> <u>%REC</u>	<u>MSD</u> <u>%REC</u>	<u>MS/MSD</u> <u>Limits</u>	<u>RPD</u> <u>RPD</u>	<u>RPD</u> <u>MAX</u>	<u>BKG</u> <u>Conc</u>	<u>DUP</u> <u>Conc</u>	<u>DUP</u> <u>RPD</u>	<u>Dup RPD</u> <u>Max</u>
1,1,2-Trichloroethane	91	98	77-124	8	30				
Trichloroethene	95	103	88-133	8	30				
Trichlorofluoromethane	106	115	73-152	8	30				
1,2,3-Trichloropropane	87	94	76-118	8	30				
1,2,4-Trimethylbenzene	86	94	72-130	8	30				
1,3,5-Trimethylbenzene	85	93	72-131	8	30				
Vinyl Chloride	80	88	66-133	9	30				
m+p-Xylene	94	101	79-125	7	30				
o-Xylene	91	97	79-125	7	30				
Batch number: 10305D20A Sample number(s): 6126526,6126528,6126530,6126532-6126533 UNSPK: 6126526									
TPH-GRO N. CA water C6-C12 127 63-154									
Batch number: 103070031A Sample number(s): 6126526,6126528,6126530 UNSPK: P126519									
Ethane	93	88	34-153	6	20				
Ethene	115	108	35-162	6	20				
Methane	-167	-183	35-157	1	20				
	(2)	(2)							
Batch number: 103055716002 Sample number(s): 6126527,6126529,6126531 UNSPK: P127286 BKG: P127286									
Iron	90		70-130			196	191	2 (1)	20
Manganese	92		70-130			1,210	1,200	1	20
Batch number: 10302196601A Sample number(s): 6126526,6126528,6126530 UNSPK: P126651 BKG: P126651									
Nitrate Nitrogen	142*		90-110			N.D.	2,400	200* (1)	20
Sulfate	97		90-110			16,700	16,900	1 (1)	20
Batch number: 10312049501A Sample number(s): 6126526,6126528,6126530 UNSPK: P126404 BKG: P126404									
Total Organic Carbon	102		72-137			2,000	2,000	2 (1)	4
Batch number: 10305023002A Sample number(s): 6126526,6126528,6126530 UNSPK: 6126526 BKG: P126651									
Sulfide	102	102	69-133	1	5	9,200	8,900	3	5
Batch number: 10310020201B Sample number(s): 6126526,6126528,6126530 UNSPK: P126479 BKG: P127637									
Alkalinity to pH 4.5	100		73-121			347,000	360,000	4	5
Alkalinity to pH 8.3						N.D.	N.D.	0 (1)	5

Surrogate Quality Control

Surrogate recoveries which are outside of the QC window are confirmed unless attributed to dilution or otherwise noted on the Analysis Report.

 Analysis Name: VOCs by 8260B(Extended) -Water
 Batch number: W103062AA

	Dibromofluoromethane	1,2-Dichloroethane-d4	Toluene-d8	4-Bromofluorobenzene
6126532	103	103	97	87
6126533	103	105	93	91
Blank	103	105	105	94
LCS	105	109	106	93

*- Outside of specification

- (1) The result for one or both determinations was less than five times the LOQ.
- (2) The unspiked result was more than four times the spike added.

Quality Control Summary

Client Name: Chevron
Reported: 11/10/10 at 01:01 PM

Group Number: 1218747

Surrogate Quality Control

MS	103	105	99	94
MSD	102	102	107	97

Limits:	80-116	77-113	80-113	78-113
---------	--------	--------	--------	--------

Analysis Name: VOCs by 8260B(Extended) -Water

Batch number: W103071AA

	Dibromofluoromethane	1,2-Dichloroethane-d4	Toluene-d8	4-Bromofluorobenzene
6126526	106	104	99	92
6126528	106	105	98	90
6126530	107	105	98	90
Blank	107	105	97	90
LCS	104	102	101	99
MS	105	102	102	99
MSD	106	107	101	98

Limits:	80-116	77-113	80-113	78-113
---------	--------	--------	--------	--------

Analysis Name: TPH-GRO N. CA water C6-C12

Batch number: 10305D20A

	Trifluorotoluene-F
6126526	87
6126528	91
6126530	92
6126532	88
6126533	88
Blank	87
LCS	120
LCSD	112
MS	119

Limits:	63-135
---------	--------

Analysis Name: Custom TPH with Ranges (Water)

Batch number: 103040001A

	Chlorobenzene	Orthoterphenyl
6126526	60	82
6126528	60	90
6126530	63	72
Blank	82	87
LCS	87	102
LCSD	75	102

Limits:	28-152	52-131
---------	--------	--------

Analysis Name: Volatile Headspace Hydrocarbon

Batch number: 103070031A

	Propene
6126526	49
6126528	56
6126530	63
Blank	101
LCS	101

*- Outside of specification

- (1) The result for one or both determinations was less than five times the LOQ.
- (2) The unspiked result was more than four times the spike added.

Quality Control Summary

Client Name: Chevron
Reported: 11/10/10 at 01:01 PM

Group Number: 1218747

Surrogate Quality Control

MS	65
MSD	62

Limits: 42-131

*- Outside of specification

- (1) The result for one or both determinations was less than five times the LOQ.
- (2) The unspiked result was more than four times the spike added.

Chevron California Region Analysis Request/Chain of Custody



102810-06

Acct. #: 11964

For Lancaster Laboratories use only
Sample #: 6126526-33

243071

SCR#:

G# 1218747

Facility #: 206265
 Site Address: 520 Powell St., Emeryville, CA
 Chevron PM: Tom Baums Lead Consultant: ARADIS
 Consultant/Office: Walnut Creek, CA
 Consultant Prj. Mgr.: Jen Wagler
 Consultant Phone #: 925.296.7819 Fax #: 925.274.1103
 Sampler: LKINA
 Service Order #: _____ Non SAR: _____

Analyses Requested

Preservation Codes											
#	#	#	#	#	#	#	#	#	#	#	#
<input type="checkbox"/>	<input type="checkbox"/>	<input type="checkbox"/>	<input type="checkbox"/>	<input type="checkbox"/>	<input type="checkbox"/>	<input type="checkbox"/>	<input type="checkbox"/>	<input type="checkbox"/>	<input type="checkbox"/>	<input type="checkbox"/>	<input type="checkbox"/>
BTEX + MTBE 8260	8021	TPH 8015 MOD	GRO	TPH 8015 MOD DRO	Silica Gel Cleanup	8260 full scan	Oxygenates	Lead 7420	7421	METHANE, ETHANE, PROPANE (PSE)	2007
										SULFIDE + NITRATE NITROGEN	200.D
										SULFIDE (SULFIDES 2-D)	60
										PERCHLORATE + ALKALINITY (SH 25009)	0
										TOT (SM5310C)	0

Preservative Codes
 H = HCl T = Thiosulfate
 N = HNO₃ B = NaOH
 S = H₂SO₄ O = Other

J value reporting needed
 Must meet lowest detection limits possible for 8260 compounds
 8021 MTBE Confirmation
 Confirm highest hit by 8260
 Confirm all hits by 8260
 Run ___ oxy's on highest hit
 Run ___ oxy's on all hits

Field Point Name	Matrix	Repeat Sample	Top Depth	Year Month Day	Time Collected	New Field Pt.	Grab	Composite	Total Number of Containers	BTEX + MTBE 8260	8021	TPH 8015 MOD	GRO	TPH 8015 MOD DRO	Silica Gel Cleanup	8260 full scan	Oxygenates	Lead 7420	7421	METHANE, ETHANE, PROPANE (PSE)	2007	SULFIDE + NITRATE NITROGEN	200.D	SULFIDE (SULFIDES 2-D)	60	PERCHLORATE + ALKALINITY (SH 25009)	0	TOT (SM5310C)	0
LW-X1A	W			20101028	0950		X		16	X	X	X	X	X	X	X	X	X	X	X	X	X	X	X	X	X	X	X	X
MW-X10A	W			20101028	1150		X		16	X	X	X	X	X	X	X	X	X	X	X	X	X	X	X	X	X	X	X	X
MW-17	W			20101028	1410		X		16	X	X	X	X	X	X	X	X	X	X	X	X	X	X	X	X	X	X	X	X
EB-20101028	W			20101028	1430		X		2	X	X	X	X	X	X	X	X	X	X	X	X	X	X	X	X	X	X	X	X
IB-20101028	W			20101028			X		2	X	X	X	X	X	X	X	X	X	X	X	X	X	X	X	X	X	X	X	X

Comments / Remarks
 * Field Filtered

Turnaround Time Requested (TAT) (please circle)
 STD. TAT 72 hour 48 hour
 24 hour 4 day 5 day

Data Package Options (please circle if required)
 QC Summary Type I - Full
 Type VI (Raw Data) Coelit Deliverable not needed
 WIP (RWQCB)
 Disk

Relinquished by: <u>[Signature]</u>	Date: <u>10/28/10</u>	Time: <u>1437</u>	Received by: <u>[Signature]</u>	Date: <u>10/28/10</u>	Time: <u>1437</u>
Relinquished by: <u>[Signature]</u>	Date: <u>28 Oct 10</u>	Time: <u>1634</u>	Received by: <u>FEDEX</u>	Date: _____	Time: _____
Relinquished by: _____	Date: _____	Time: _____	Received by: _____	Date: _____	Time: _____
Relinquished by Commercial Carrier: _____	UPS	FedEx	Other: _____	Received by: <u>[Signature]</u>	Date: <u>10/28/10</u>
Temperature Upon Receipt: <u>20-23</u> C°	Custody Seals Intact? <u>Yes</u> <input type="checkbox"/> No <input type="checkbox"/>				

Explanation of Symbols and Abbreviations

The following defines common symbols and abbreviations used in reporting technical data:

RL	Reporting Limit	BMQL	Below Minimum Quantitation Level
N.D.	none detected	MPN	Most Probable Number
TNTC	Too Numerous To Count	CP Units	cobalt-chloroplatinate units
IU	International Units	NTU	nephelometric turbidity units
umhos/cm	micromhos/cm	ng	nanogram(s)
C	degrees Celsius	F	degrees Fahrenheit
meq	milliequivalents	lb.	pound(s)
g	gram(s)	kg	kilogram(s)
ug	microgram(s)	mg	milligram(s)
ml	milliliter(s)	l	liter(s)
m3	cubic meter(s)	ul	microliter(s)
<	less than - The number following the sign is the <u>limit of quantitation</u> , the smallest amount of analyte which can be reliably determined using this specific test.		
>	greater than		
J	estimated value – The result is \geq the Method Detection Limit (MDL) and $<$ the Limit of Quantitation (LOQ).		
ppm	parts per million - One ppm is equivalent to one milligram per kilogram (mg/kg), or one gram per million grams. For aqueous liquids, ppm is usually taken to be equivalent to milligrams per liter (mg/l), because one liter of water has a weight very close to a kilogram. For gases or vapors, one ppm is equivalent to one microliter of gas per liter of gas.		
ppb	parts per billion		
Dry weight basis	Results printed under this heading have been adjusted for moisture content. This increases the analyte weight concentration to approximate the value present in a similar sample without moisture. All other results are reported on an as-received basis.		

U.S. EPA CLP Data Qualifiers:

Organic Qualifiers	Inorganic Qualifiers
A TIC is a possible aldol-condensation product	B Value is $<$ CRDL, but \geq IDL
B Analyte was also detected in the blank	E Estimated due to interference
C Pesticide result confirmed by GC/MS	M Duplicate injection precision not met
D Compound quantitated on a diluted sample	N Spike sample not within control limits
E Concentration exceeds the calibration range of the instrument	S Method of standard additions (MSA) used for calculation
N Presumptive evidence of a compound (TICs only)	U Compound was not detected
P Concentration difference between primary and confirmation columns $>$ 25%	W Post digestion spike out of control limits
U Compound was not detected	* Duplicate analysis not within control limits
X,Y,Z Defined in case narrative	+ Correlation coefficient for MSA $<$ 0.995

Analytical test results meet all requirements of NELAC unless otherwise noted under the individual analysis.

Measurement uncertainty values, as applicable, are available upon request.

Tests results relate only to the sample tested. Clients should be aware that a critical step in a chemical or microbiological analysis is the collection of the sample. Unless the sample analyzed is truly representative of the bulk of material involved, the test results will be meaningless. If you have questions regarding the proper techniques of collecting samples, please contact us. We cannot be held responsible for sample integrity, however, unless sampling has been performed by a member of our staff. This report shall not be reproduced except in full, without the written approval of the laboratory.

WARRANTY AND LIMITS OF LIABILITY - In accepting analytical work, we warrant the accuracy of test results for the sample as submitted. THE FOREGOING EXPRESS WARRANTY IS EXCLUSIVE AND IS GIVEN IN LIEU OF ALL OTHER WARRANTIES, EXPRESSED OR IMPLIED. WE DISCLAIM ANY OTHER WARRANTIES, EXPRESSED OR IMPLIED, INCLUDING A WARRANTY OF FITNESS FOR PARTICULAR PURPOSE AND WARRANTY OF MERCHANTABILITY. IN NO EVENT SHALL LANCASTER LABORATORIES BE LIABLE FOR INDIRECT, SPECIAL, CONSEQUENTIAL, OR INCIDENTAL DAMAGES INCLUDING, BUT NOT LIMITED TO, DAMAGES FOR LOSS OF PROFIT OR GOODWILL REGARDLESS OF (A) THE NEGLIGENCE (EITHER SOLE OR CONCURRENT) OF LANCASTER LABORATORIES AND (B) WHETHER LANCASTER LABORATORIES HAS BEEN INFORMED OF THE POSSIBILITY OF SUCH DAMAGES. We accept no legal responsibility for the purposes for which the client uses the test results. No purchase order or other order for work shall be accepted by Lancaster Laboratories which includes any conditions that vary from the Standard Terms and Conditions, and Lancaster hereby objects to any conflicting terms contained in any acceptance or order submitted by client.

ANALYTICAL RESULTS

Prepared by:

Lancaster Laboratories
2425 New Holland Pike
Lancaster, PA 17605-2425

Prepared for:

Chevron
6001 Bollinger Canyon Rd L4310
San Ramon CA 94583

June 17, 2011

Project: 206265

Submittal Date: 06/08/2011
Group Number: 1250452
PO Number: 0015075168
Release Number: BAUHS
State of Sample Origin: CAClient Sample DescriptionMW-18-W-110607 Grab Water
MW-18-W-110607 Filtered Grab WaterLancaster Labs (LLI) #6309703
6309704

The specific methodologies used in obtaining the enclosed analytical results are indicated on the Laboratory Sample Analysis Record.

ELECTRONIC Arcadis

COPY TO

ELECTRONIC Arcadis BBL

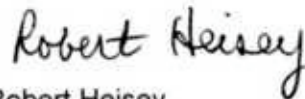
COPY TO

Attn: Angeline Tan

Attn: Jennifer Wagler

Questions? Contact your Client Services Representative
Jill M Parker at (717) 656-2300 Ext. 1241

Respectfully Submitted,



Robert Heisey
Senior Specialist

Sample Description: MW-18-W-110607 Grab Water
Facility# 206265 BBLW
1520 Powell St-Emeryville SLT2007076 MW-18

LLI Sample # WW 6309703
LLI Group # 1250452
Account # 11964

Project Name: 206265

Collected: 06/07/2011 13:20 by NA

Chevron

6001 Bollinger Canyon Rd L4310
San Ramon CA 94583

Submitted: 06/08/2011 09:30

Reported: 06/17/2011 13:03

PSE17

CAT No.	Analysis Name	CAS Number	As Received Result	As Received Method Detection Limit	Dilution Factor
GC/MS Volatiles SW-846 8260B			ug/l	ug/l	
10905	Acetone	67-64-1	N.D.	6	1
10905	t-Amyl methyl ether	994-05-8	N.D.	0.5	1
10905	Benzene	71-43-2	N.D.	0.5	1
10905	Bromobenzene	108-86-1	N.D.	1	1
10905	Bromochloromethane	74-97-5	N.D.	1	1
10905	Bromodichloromethane	75-27-4	N.D.	1	1
10905	Bromoform	75-25-2	N.D.	1	1
10905	Bromomethane	74-83-9	N.D.	1	1
10905	2-Butanone	78-93-3	N.D.	3	1
10905	t-Butyl alcohol	75-65-0	N.D.	5	1
10905	n-Butylbenzene	104-51-8	N.D.	1	1
10905	sec-Butylbenzene	135-98-8	N.D.	1	1
10905	tert-Butylbenzene	98-06-6	N.D.	1	1
10905	Carbon Disulfide	75-15-0	N.D.	1	1
10905	Carbon Tetrachloride	56-23-5	N.D.	1	1
10905	Chlorobenzene	108-90-7	N.D.	0.8	1
10905	Chloroethane	75-00-3	N.D.	1	1
10905	2-Chloroethyl Vinyl Ether	110-75-8	N.D.	2	1
2-Chloroethyl vinyl ether may not be recovered if acid was used to preserve this sample.					
10905	Chloroform	67-66-3	N.D.	0.8	1
10905	Chloromethane	74-87-3	N.D.	1	1
10905	2-Chlorotoluene	95-49-8	N.D.	1	1
10905	4-Chlorotoluene	106-43-4	N.D.	1	1
10905	1,2-Dibromo-3-chloropropane	96-12-8	N.D.	2	1
10905	Dibromochloromethane	124-48-1	N.D.	1	1
10905	1,2-Dibromoethane	106-93-4	N.D.	0.5	1
10905	Dibromomethane	74-95-3	N.D.	1	1
10905	1,2-Dichlorobenzene	95-50-1	N.D.	1	1
10905	1,3-Dichlorobenzene	541-73-1	N.D.	1	1
10905	1,4-Dichlorobenzene	106-46-7	N.D.	1	1
10905	Dichlorodifluoromethane	75-71-8	N.D.	2	1
10905	1,1-Dichloroethane	75-34-3	N.D.	1	1
10905	1,2-Dichloroethane	107-06-2	N.D.	0.5	1
10905	1,1-Dichloroethene	75-35-4	N.D.	0.8	1
10905	cis-1,2-Dichloroethene	156-59-2	2	0.8	1
10905	trans-1,2-Dichloroethene	156-60-5	1	0.8	1
10905	1,2-Dichloropropane	78-87-5	N.D.	1	1
10905	1,3-Dichloropropane	142-28-9	N.D.	1	1
10905	2,2-Dichloropropane	594-20-7	N.D.	1	1
10905	1,1-Dichloropropene	563-58-6	N.D.	1	1
10905	cis-1,3-Dichloropropene	10061-01-5	N.D.	1	1
10905	trans-1,3-Dichloropropene	10061-02-6	N.D.	1	1
10905	Ethanol	64-17-5	N.D.	50	1
10905	Ethyl t-butyl ether	637-92-3	N.D.	0.5	1
10905	Ethylbenzene	100-41-4	N.D.	0.5	1
10905	Freon 113	76-13-1	N.D.	2	1
10905	Hexachlorobutadiene	87-68-3	N.D.	2	1
10905	2-Hexanone	591-78-6	N.D.	3	1
10905	di-Isopropyl ether	108-20-3	N.D.	0.5	1

Sample Description: MW-18-W-110607 Grab Water
Facility# 206265 BBLW
1520 Powell St-Emeryville SLT2007076 MW-18

LLI Sample # WW 6309703
LLI Group # 1250452
Account # 11964

Project Name: 206265

Collected: 06/07/2011 13:20 by NA

Chevron

6001 Bollinger Canyon Rd L4310
San Ramon CA 94583

Submitted: 06/08/2011 09:30

Reported: 06/17/2011 13:03

PSE17

CAT No.	Analysis Name	CAS Number	As Received Result	As Received Method Detection Limit	Dilution Factor
GC/MS Volatiles SW-846 8260B			ug/l	ug/l	
10905	Isopropylbenzene	98-82-8	N.D.	1	1
10905	p-Isopropyltoluene	99-87-6	N.D.	1	1
10905	Methyl Tertiary Butyl Ether	1634-04-4	N.D.	0.5	1
10905	4-Methyl-2-pentanone	108-10-1	N.D.	3	1
10905	Methylene Chloride	75-09-2	N.D.	2	1
10905	Naphthalene	91-20-3	N.D.	1	1
10905	n-Propylbenzene	103-65-1	N.D.	1	1
10905	Styrene	100-42-5	N.D.	1	1
10905	1,1,1,2-Tetrachloroethane	630-20-6	N.D.	1	1
10905	1,1,2,2-Tetrachloroethane	79-34-5	N.D.	1	1
10905	Tetrachloroethene	127-18-4	7	0.8	1
10905	Toluene	108-88-3	N.D.	0.5	1
10905	1,2,3-Trichlorobenzene	87-61-6	N.D.	1	1
10905	1,2,4-Trichlorobenzene	120-82-1	N.D.	1	1
10905	1,1,1-Trichloroethane	71-55-6	N.D.	0.8	1
10905	1,1,2-Trichloroethane	79-00-5	N.D.	0.8	1
10905	Trichloroethene	79-01-6	28	1	1
10905	Trichlorofluoromethane	75-69-4	N.D.	2	1
10905	1,2,3-Trichloropropane	96-18-4	N.D.	1	1
10905	1,2,4-Trimethylbenzene	95-63-6	N.D.	1	1
10905	1,3,5-Trimethylbenzene	108-67-8	N.D.	1	1
10905	Vinyl Chloride	75-01-4	N.D.	1	1
10905	m+p-Xylene	n.a.	N.D.	0.5	1
10905	o-Xylene	95-47-6	N.D.	0.5	1
GC Volatiles SW-846 8015B			ug/l	ug/l	
01728	TPH-GRO N. CA water C6-C12	n.a.	N.D.	50	1
GC Extractable TPH SW-846 8015B modified			ug/l	ug/l	
02740	C11-C36	n.a.	N.D.	48	1
02740	Total TPH	n.a.	N.D.	48	1
GC Miscellaneous RSKSOP-175 08/11/94 modified			ug/l	ug/l	
07105	Ethane	74-84-0	N.D.	1.0	1
07105	Ethene	74-85-1	N.D.	1.0	1
07105	Methane	74-82-8	N.D.	5.0	1
Wet Chemistry EPA 300.0			ug/l	ug/l	
00368	Nitrate Nitrogen	14797-55-8	3,900	250	5
00228	Sulfate	14808-79-8	46,100	1,500	5
SM20 5310 C			ug/l	ug/l	
00273	Total Organic Carbon	n.a.	1,700	500	1
SM20 2320 B			ug/l as CaCO3	ug/l as CaCO3	

Sample Description: MW-18-W-110607 Grab Water
Facility# 206265 BBLW
1520 Powell St-Emeryville SLT2007076 MW-18

LLI Sample # WW 6309703
LLI Group # 1250452
Account # 11964

Project Name: 206265

Collected: 06/07/2011 13:20 by NA

Chevron

6001 Bollinger Canyon Rd L4310
San Ramon CA 94583

Submitted: 06/08/2011 09:30

Reported: 06/17/2011 13:03

PSE17

CAT No.	Analysis Name	CAS Number	As Received Result	As Received Method Detection Limit	Dilution Factor
Wet Chemistry SM20 2320 B			ug/l as CaCO3	ug/l as CaCO3	
00202	Alkalinity to pH 4.5	n.a.	148,000	460	1
00201	Alkalinity to pH 8.3	n.a.	N.D.	460	1
01454	Bicarbonate Alkalinity	n.a.	148,000	460	1
SM20 4500 S2 D			ug/l	ug/l	
00230	Sulfide	18496-25-8	N.D.	54	1

General Sample Comments

State of California Lab Certification No. 2501
Trip blank vials were not received by the laboratory for this sample group.

All QC is compliant unless otherwise noted. Please refer to the Quality Control Summary for overall QC performance data and associated samples.

Laboratory Sample Analysis Record

CAT No.	Analysis Name	Method	Trial#	Batch#	Analysis Date and Time	Analyst	Dilution Factor
10905	8260 Full List w/ Sep. Xylenes	SW-846 8260B	1	W111662AA	06/15/2011 23:10	Kevin A Sposito	1
01163	GC/MS VOA Water Prep	SW-846 5030B	1	W111662AA	06/15/2011 23:10	Kevin A Sposito	1
01728	TPH-GRO N. CA water C6-C12	SW-846 8015B	1	11165A07A	06/15/2011 01:14	Laura M Krieger	1
01146	GC VOA Water Prep	SW-846 5030B	1	11165A07A	06/15/2011 01:14	Laura M Krieger	1
02740	Custom TPH with Ranges (Water)	SW-846 8015B modified	1	111650007A	06/16/2011 13:32	Heather E Williams	1
07105	Volatile Headspace Hydrocarbon	RKSOP-175 08/11/94 modified	1	111610020A	06/13/2011 20:40	Elizabeth J Marin	1
11181	Custom TPH w/ Ranges Water Ext	SW-846 3510C	2	111650007A	06/14/2011 17:30	Kathryn I DeHaven	1
00368	Nitrate Nitrogen	EPA 300.0	1	11159196901A	06/09/2011 11:35	Ashley M Adams	5
00228	Sulfate	EPA 300.0	1	11159196901A	06/09/2011 11:35	Ashley M Adams	5
00273	Total Organic Carbon	SM20 5310 C	1	11161049501A	06/10/2011 04:32	James S Mathiot	1
00202	Alkalinity to pH 4.5	SM20 2320 B	1	11161020202A	06/10/2011 10:26	Susan A Engle	1
00201	Alkalinity to pH 8.3	SM20 2320 B	1	11161020202A	06/10/2011 10:26	Susan A Engle	1
01454	Bicarbonate Alkalinity	SM20 2320 B	1	11161020202A	06/10/2011 10:26	Susan A Engle	1
00230	Sulfide	SM20 4500 S2 D	1	11164023001A	06/13/2011 07:30	Susan E Hibner	1



Analysis Report

2425 New Holland Pike, PO Box 12425, Lancaster, PA 17605-2425 • 717-656-2300 Fax: 717-656-2681 • www.lancasterlabs.com

Sample Description: MW-18-W-110607 Filtered Grab Water
Facility# 206265 BBLW
1520 Powell St-Emeryville SLT2007076 MW-18

LLI Sample # WW 6309704
LLI Group # 1250452
Account # 11964

Project Name: 206265

Collected: 06/07/2011 13:20 by NA

Chevron

6001 Bollinger Canyon Rd L4310
San Ramon CA 94583

Submitted: 06/08/2011 09:30

Reported: 06/17/2011 13:03

CAT No.	Analysis Name	CAS Number	As Received Result	As Received Method Detection Limit	Dilution Factor
Metals Dissolved					
		EPA 200.7 rev 4.4	ug/l	ug/l	
01754	Iron	7439-89-6	N.D.	52.2	1
07058	Manganese	7439-96-5	6.2	0.84	1

General Sample Comments

State of California Lab Certification No. 2501
This sample was field filtered for dissolved metals.

All QC is compliant unless otherwise noted. Please refer to the Quality Control Summary for overall QC performance data and associated samples.

Laboratory Sample Analysis Record

CAT No.	Analysis Name	Method	Trial#	Batch#	Analysis Date and Time	Analyst	Dilution Factor
01754	Iron	EPA 200.7 rev 4.4	1	111615716001	06/13/2011 22:58	John W Yanzuk II	1
07058	Manganese	EPA 200.7 rev 4.4	1	111615716001	06/13/2011 22:58	John W Yanzuk II	1
05716	EPA 600 ICP Digest (tot rec)	EPA 200.7 rev 4.4	1	111615716001	06/13/2011 13:30	James L Mertz	1

Quality Control Summary

Client Name: Chevron

Group Number: 1250452

Reported: 06/17/11 at 01:03 PM

Matrix QC may not be reported if site-specific QC samples were not submitted. In these situations, to demonstrate precision and accuracy at a batch level, a LCS/LCSD was performed, unless otherwise specified in the method.

Laboratory Compliance Quality Control

<u>Analysis Name</u>	<u>Blank Result</u>	<u>Blank MDL</u>	<u>Report Units</u>	<u>LCS %REC</u>	<u>LCSD %REC</u>	<u>LCS/LCSD Limits</u>	<u>RPD</u>	<u>RPD Max</u>
Batch number: W111662AA	Sample number(s): 6309703							
Acetone	N.D.	6.	ug/l	93	91	49-234	3	30
t-Amyl methyl ether	N.D.	0.5	ug/l	94	94	77-120	0	30
Benzene	N.D.	0.5	ug/l	103	102	79-120	2	30
Bromobenzene	N.D.	1.	ug/l	99	99	80-120	0	30
Bromochloromethane	N.D.	1.	ug/l	94	92	80-120	2	30
Bromodichloromethane	N.D.	1.	ug/l	97	95	80-120	1	30
Bromoform	N.D.	1.	ug/l	96	95	61-120	1	30
Bromomethane	N.D.	1.	ug/l	85	86	44-120	1	30
2-Butanone	N.D.	3.	ug/l	85	85	66-151	0	30
t-Butyl alcohol	N.D.	5.	ug/l	89	95	62-129	7	30
n-Butylbenzene	N.D.	1.	ug/l	95	96	74-120	1	30
sec-Butylbenzene	N.D.	1.	ug/l	100	98	78-120	2	30
tert-Butylbenzene	N.D.	1.	ug/l	95	92	80-120	3	30
Carbon Disulfide	N.D.	1.	ug/l	97	100	62-120	3	30
Carbon Tetrachloride	N.D.	1.	ug/l	101	102	75-123	1	30
Chlorobenzene	N.D.	0.8	ug/l	101	103	80-120	2	30
Chloroethane	N.D.	1.	ug/l	88	89	49-129	1	30
2-Chloroethyl Vinyl Ether	N.D.	2.	ug/l	67	68	56-129	1	30
Chloroform	N.D.	0.8	ug/l	102	101	77-122	1	30
Chloromethane	N.D.	1.	ug/l	70	72	60-129	3	30
2-Chlorotoluene	N.D.	1.	ug/l	98	98	80-120	1	30
4-Chlorotoluene	N.D.	1.	ug/l	101	97	80-120	4	30
1,2-Dibromo-3-chloropropane	N.D.	2.	ug/l	90	88	56-126	3	30
Dibromochloromethane	N.D.	1.	ug/l	100	101	80-120	1	30
1,2-Dibromoethane	N.D.	0.5	ug/l	102	104	80-120	3	30
Dibromomethane	N.D.	1.	ug/l	93	92	80-120	1	30
1,2-Dichlorobenzene	N.D.	1.	ug/l	98	95	80-120	3	30
1,3-Dichlorobenzene	N.D.	1.	ug/l	100	97	80-120	3	30
1,4-Dichlorobenzene	N.D.	1.	ug/l	100	99	80-120	2	30
Dichlorodifluoromethane	N.D.	2.	ug/l	74	75	47-120	2	30
1,1-Dichloroethane	N.D.	1.	ug/l	99	97	79-120	2	30
1,2-Dichloroethane	N.D.	0.5	ug/l	98	97	70-130	1	30
1,1-Dichloroethene	N.D.	0.8	ug/l	104	104	74-123	0	30
cis-1,2-Dichloroethene	N.D.	0.8	ug/l	104	103	80-120	1	30
trans-1,2-Dichloroethene	N.D.	0.8	ug/l	105	106	80-120	1	30
1,2-Dichloropropane	N.D.	1.	ug/l	92	91	78-120	1	30
1,3-Dichloropropane	N.D.	1.	ug/l	97	98	80-120	1	30
2,2-Dichloropropane	N.D.	1.	ug/l	106	105	77-124	1	30
1,1-Dichloropropene	N.D.	1.	ug/l	99	100	80-120	1	30
cis-1,3-Dichloropropene	N.D.	1.	ug/l	97	98	80-120	0	30
trans-1,3-Dichloropropene	N.D.	1.	ug/l	98	99	79-120	1	30
Ethanol	N.D.	50.	ug/l	83	81	54-149	3	30
Ethyl t-butyl ether	N.D.	0.5	ug/l	91	91	76-120	1	30
Ethylbenzene	N.D.	0.5	ug/l	102	104	79-120	2	30
Freon 113	N.D.	2.	ug/l	100	101	69-128	1	30
Hexachlorobutadiene	N.D.	2.	ug/l	93	92	58-120	2	30

*- Outside of specification

- (1) The result for one or both determinations was less than five times the LOQ.
- (2) The unspiked result was more than four times the spike added.

Quality Control Summary

Client Name: Chevron

Group Number: 1250452

Reported: 06/17/11 at 01:03 PM

<u>Analysis Name</u>	<u>Blank Result</u>	<u>Blank MDL</u>	<u>Report Units</u>	<u>LCS %REC</u>	<u>LCSD %REC</u>	<u>LCS/LCSD Limits</u>	<u>RPD</u>	<u>RPD Max</u>
2-Hexanone	N.D.	3.	ug/l	84	86	65-136	2	30
di-Isopropyl ether	N.D.	0.5	ug/l	83	84	71-124	1	30
Isopropylbenzene	N.D.	1.	ug/l	101	103	77-120	2	30
p-Isopropyltoluene	N.D.	1.	ug/l	97	96	80-120	0	30
Methyl Tertiary Butyl Ether	N.D.	0.5	ug/l	97	98	76-120	1	30
4-Methyl-2-pentanone	N.D.	3.	ug/l	79	80	70-121	1	30
Methylene Chloride	N.D.	2.	ug/l	105	104	80-120	1	30
Naphthalene	N.D.	1.	ug/l	79	82	62-120	4	30
n-Propylbenzene	N.D.	1.	ug/l	101	99	80-120	2	30
Styrene	N.D.	1.	ug/l	102	102	80-120	0	30
1,1,1,2-Tetrachloroethane	N.D.	1.	ug/l	104	105	80-120	0	30
1,1,2,2-Tetrachloroethane	N.D.	1.	ug/l	93	92	71-120	0	30
Tetrachloroethene	N.D.	0.8	ug/l	104	105	80-121	1	30
Toluene	N.D.	0.5	ug/l	105	105	79-120	0	30
1,2,3-Trichlorobenzene	N.D.	1.	ug/l	82	87	65-120	6	30
1,2,4-Trichlorobenzene	N.D.	1.	ug/l	79	82	67-120	4	30
1,1,1-Trichloroethane	N.D.	0.8	ug/l	107	104	75-127	2	30
1,1,2-Trichloroethane	N.D.	0.8	ug/l	98	102	80-120	4	30
Trichloroethene	N.D.	1.	ug/l	102	100	80-120	2	30
Trichlorofluoromethane	N.D.	2.	ug/l	88	87	64-129	1	30
1,2,3-Trichloropropane	N.D.	1.	ug/l	102	98	80-120	4	30
1,2,4-Trimethylbenzene	N.D.	1.	ug/l	102	98	74-120	4	30
1,3,5-Trimethylbenzene	N.D.	1.	ug/l	105	101	75-120	4	30
Vinyl Chloride	N.D.	1.	ug/l	82	83	65-125	0	30
m+p-Xylene	N.D.	0.5	ug/l	102	103	80-120	1	30
o-Xylene	N.D.	0.5	ug/l	100	102	80-120	2	30
Batch number: 11165A07A	Sample number(s): 6309703							
TPH-GRO N. CA water C6-C12	N.D.	50.	ug/l	100	100	75-135	0	30
Batch number: 111650007A	Sample number(s): 6309703							
C11-C36	N.D.	50.	ug/l					
Total TPH	N.D.	50.	ug/l	110	102	60-120	7	20
Batch number: 111610020A	Sample number(s): 6309703							
Ethane	N.D.	1.0	ug/l	98		80-120		
Ethene	N.D.	1.0	ug/l	90		80-120		
Methane	N.D.	5.0	ug/l	98		80-120		
Batch number: 111615716001	Sample number(s): 6309704							
Iron	N.D.	52.2	ug/l	96		90-110		
Manganese	N.D.	0.84	ug/l	100		85-115		
Batch number: 11159196901A	Sample number(s): 6309703							
Nitrate Nitrogen	N.D.	50.	ug/l	102	99	90-110	3	20
Sulfate	N.D.	300.	ug/l	110	109	90-110	0	20
Batch number: 11161049501A	Sample number(s): 6309703							
Total Organic Carbon	N.D.	500.	ug/l	97		91-113		
Batch number: 11161020202A	Sample number(s): 6309703							
Alkalinity to pH 4.5	N.D.	460.	ug/l as CaCO3	99		98-103		
Batch number: 11164023001A	Sample number(s): 6309703							
Sulfide	N.D.	54.	ug/l	105		90-110		

*- Outside of specification

- (1) The result for one or both determinations was less than five times the LOQ.
- (2) The unspiked result was more than four times the spike added.

Quality Control Summary

 Client Name: Chevron
 Reported: 06/17/11 at 01:03 PM

Group Number: 1250452

Sample Matrix Quality Control

 Unspiked (UNSPK) = the sample used in conjunction with the matrix spike
 Background (BKG) = the sample used in conjunction with the duplicate

<u>Analysis Name</u>	<u>MS %REC</u>	<u>MSD %REC</u>	<u>MS/MSD Limits</u>	<u>RPD</u>	<u>RPD MAX</u>	<u>BKG Conc</u>	<u>DUP Conc</u>	<u>DUP RPD</u>	<u>Dup RPD Max</u>
Batch number: 111610020A	Sample number(s): 6309703 UNSPK: P309586								
Ethane	59	56	34-153	6	20				
Ethene	61	54	35-162	11	20				
Methane	63	60	35-157	5	20				
Batch number: 111615716001	Sample number(s): 6309704 UNSPK: P310144 BKG: P310144								
Iron	92	94	70-130	2	20	N.D.	N.D.	0 (1)	20
Manganese	91	92	70-130	1	20	22.3	21.7	3 (1)	20
Batch number: 11159196901A	Sample number(s): 6309703 UNSPK: P309586 BKG: P309586								
Nitrate Nitrogen	121*		90-110			950	960	0 (1)	20
Sulfate	127*		90-110			58,300	58,400	0	20
Batch number: 11161049501A	Sample number(s): 6309703 UNSPK: P310441 BKG: P310441								
Total Organic Carbon	100		63-142			2,500	2,500	1 (1)	3
Batch number: 11161020202A	Sample number(s): 6309703 UNSPK: P308916 BKG: P310475								
Alkalinity to pH 4.5	99	87	73-121	5	5	185,000	189,000	2	5
Alkalinity to pH 8.3						N.D.	N.D.	0 (1)	5
Batch number: 11164023001A	Sample number(s): 6309703 UNSPK: P310516 BKG: P310516								
Sulfide	78	79	50-130	1	10	73	67	8* (1)	5

Surrogate Quality Control

Surrogate recoveries which are outside of the QC window are confirmed unless attributed to dilution or otherwise noted on the Analysis Report.

Analysis Name: VOCs by 8260B(Extended) -Water

Batch number: W111662AA

	Dibromofluoromethane	1,2-Dichloroethane-d4	Toluene-d8	4-Bromofluorobenzene
6309703	95	100	104	99
Blank	94	99	103	98
LCS	96	100	104	105
LCSD	96	103	106	106
Limits:	80-116	77-113	80-113	78-113

Analysis Name: TPH-GRO N. CA water C6-C12

Batch number: 11165A07A

Trifluorotoluene-F

6309703	97
Blank	92
LCS	101
LCSD	100

*- Outside of specification

- (1) The result for one or both determinations was less than five times the LOQ.
- (2) The unspiked result was more than four times the spike added.

Quality Control Summary

Client Name: Chevron
Reported: 06/17/11 at 01:03 PM

Group Number: 1250452

Surrogate Quality Control

Limits: 63-135

Analysis Name: Volatile Headspace Hydrocarbon
Batch number: 111610020A
Propene

6309703	50
Blank	81
LCS	90
MS	52
MSD	49

Limits: 42-131

Analysis Name: Custom TPH with Ranges (Water)
Batch number: 111650007A
Chlorobenzene Orthoterphenyl

6309703	92	111
Blank	94	117
LCS	89	130
LCSD	83	115

Limits: 28-152 52-131

*- Outside of specification

- (1) The result for one or both determinations was less than five times the LOQ.
- (2) The unspiked result was more than four times the spike added.

Chevron California Region Analysis Request/Chain of Custody



060711-05

Acct. #: 119604

For Lancaster Laboratories use only

Sample #: 6309703-04

252843

SCR#:

C# 1250452

Facility #: 206265
 Site Address: 1520 Powell St Emeryville, CA
 Chevron PM: Tom Bauhs Lead Consultant: ARLADIS
 Consultant/Office: Walnut Creek CA
 Consultant Prj. Mgr.: Jen Wagner
 Consultant Phone #: 925.296.7819 Fax #: 925.274.1103
 Sampler: NAISK
 Service Order #: _____ Non SAR: _____

Analyses Requested											
Preservation Codes											
H	H										

BTX + MTBE 8260 8021
 TPH 8015 MOD GRO
 TPH 8015 MOD DRO Silica Gel Cleanup
 8260 full scan
 Oxygenates
 Lead 7420 7421
Methane, Ethane, Ethanol
1-2 Metal / ICP (Fe + Mn)
Sulfate + Nitrate Nitrogen
Sulfide
Bicarbonate Alkalinity
TOL

Preservative Codes
 H = HCl T = Thiosulfate
 N = HNO₃ B = NaOH
 S = H₂SO₄ O = Other

J value reporting needed
 Must meet lowest detection limits possible for 8260 compounds
 8021 MTBE Confirmation
 Confirm highest hit by 8260
 Confirm all hits by 8260
 Run ___ oxy's on highest hit
 Run ___ oxy's on all hits

Field Point Name	Matrix	Repeat Sample	Top Depth	Year Month Day	Time Collected	New Field Pt.	Grab	Composite	Total Number of Containers	BTEX + MTBE 8260	8021	TPH 8015 MOD GRO	TPH 8015 MOD DRO	Silica Gel Cleanup	8260 full scan	Oxygenates	Lead 7420	7421	Methane, Ethane, Ethanol	1-2 Metal / ICP (Fe + Mn)	Sulfate + Nitrate Nitrogen	Sulfide	Bicarbonate Alkalinity	TOL
MW-1718*	W			2011 06 07	1320		X		16	X	X	X							X	X	X	X	X	X

Comments / Remarks

* field filtered

* sample ID updated per L Kwong. Jmp 6/9/11

DRO = C11-C36 w/SG per L Kwong Jmp 6/9/11

Turnaround Time Requested (TAT) (please circle)

STD. TAT 72 hour 48 hour
 24 hour 4 day 5 day

Data Package Options (please circle if required)

QC Summary Type I - Full
 Type VI (Raw Data) Coelt Deliverable not needed
 WIP (RWQCB)
 Disk

Relinquished by:	Date	Time	Received by:	Date	Time
<i>[Signature]</i>	6/7/11	1515	<i>[Signature]</i>	6/7/11	1515
Relinquished by:	Date	Time	Received by:	Date	Time
<i>[Signature]</i>	6/7/11	1630	FE		
Relinquished by:	Date	Time	Received by:	Date	Time
Relinquished by Commercial Carrier:	Received by:		Date	Time	
UPS RedEx Other	<i>[Signature]</i>		6/8/11	0830	
Temperature Upon Receipt <u>6.2</u> C°	Custody Seals Intact?		Yes	No	

Explanation of Symbols and Abbreviations

The following defines common symbols and abbreviations used in reporting technical data:

RL	Reporting Limit	BMQL	Below Minimum Quantitation Level
N.D.	none detected	MPN	Most Probable Number
TNTC	Too Numerous To Count	CP Units	cobalt-chloroplatinate units
IU	International Units	NTU	nephelometric turbidity units
umhos/cm	micromhos/cm	ng	nanogram(s)
C	degrees Celsius	F	degrees Fahrenheit
meq	milliequivalents	lb.	pound(s)
g	gram(s)	kg	kilogram(s)
ug	microgram(s)	mg	milligram(s)
ml	milliliter(s)	l	liter(s)
m3	cubic meter(s)	ul	microliter(s)
<	less than - The number following the sign is the <u>limit of quantitation</u> , the smallest amount of analyte which can be reliably determined using this specific test.		
>	greater than		
J	estimated value – The result is \geq the Method Detection Limit (MDL) and $<$ the Limit of Quantitation (LOQ).		
ppm	parts per million - One ppm is equivalent to one milligram per kilogram (mg/kg), or one gram per million grams. For aqueous liquids, ppm is usually taken to be equivalent to milligrams per liter (mg/l), because one liter of water has a weight very close to a kilogram. For gases or vapors, one ppm is equivalent to one microliter of gas per liter of gas.		
ppb	parts per billion		
Dry weight basis	Results printed under this heading have been adjusted for moisture content. This increases the analyte weight concentration to approximate the value present in a similar sample without moisture. All other results are reported on an as-received basis.		

U.S. EPA CLP Data Qualifiers:

Organic Qualifiers	Inorganic Qualifiers
A TIC is a possible aldol-condensation product	B Value is $<$ CRDL, but \geq IDL
B Analyte was also detected in the blank	E Estimated due to interference
C Pesticide result confirmed by GC/MS	M Duplicate injection precision not met
D Compound quantitated on a diluted sample	N Spike sample not within control limits
E Concentration exceeds the calibration range of the instrument	S Method of standard additions (MSA) used for calculation
N Presumptive evidence of a compound (TICs only)	U Compound was not detected
P Concentration difference between primary and confirmation columns $>$ 25%	W Post digestion spike out of control limits
U Compound was not detected	* Duplicate analysis not within control limits
X,Y,Z Defined in case narrative	+ Correlation coefficient for MSA $<$ 0.995

Analytical test results meet all requirements of NELAC unless otherwise noted under the individual analysis.

Measurement uncertainty values, as applicable, are available upon request.

Tests results relate only to the sample tested. Clients should be aware that a critical step in a chemical or microbiological analysis is the collection of the sample. Unless the sample analyzed is truly representative of the bulk of material involved, the test results will be meaningless. If you have questions regarding the proper techniques of collecting samples, please contact us. We cannot be held responsible for sample integrity, however, unless sampling has been performed by a member of our staff. This report shall not be reproduced except in full, without the written approval of the laboratory.

WARRANTY AND LIMITS OF LIABILITY - In accepting analytical work, we warrant the accuracy of test results for the sample as submitted. THE FOREGOING EXPRESS WARRANTY IS EXCLUSIVE AND IS GIVEN IN LIEU OF ALL OTHER WARRANTIES, EXPRESSED OR IMPLIED. WE DISCLAIM ANY OTHER WARRANTIES, EXPRESSED OR IMPLIED, INCLUDING A WARRANTY OF FITNESS FOR PARTICULAR PURPOSE AND WARRANTY OF MERCHANTABILITY. IN NO EVENT SHALL LANCASTER LABORATORIES BE LIABLE FOR INDIRECT, SPECIAL, CONSEQUENTIAL, OR INCIDENTAL DAMAGES INCLUDING, BUT NOT LIMITED TO, DAMAGES FOR LOSS OF PROFIT OR GOODWILL REGARDLESS OF (A) THE NEGLIGENCE (EITHER SOLE OR CONCURRENT) OF LANCASTER LABORATORIES AND (B) WHETHER LANCASTER LABORATORIES HAS BEEN INFORMED OF THE POSSIBILITY OF SUCH DAMAGES. We accept no legal responsibility for the purposes for which the client uses the test results. No purchase order or other order for work shall be accepted by Lancaster Laboratories which includes any conditions that vary from the Standard Terms and Conditions, and Lancaster hereby objects to any conflicting terms contained in any acceptance or order submitted by client.

ANALYTICAL RESULTS

Prepared by:

Lancaster Laboratories
2425 New Holland Pike
Lancaster, PA 17605-2425

Prepared for:

Chevron
6001 Bollinger Canyon Rd L4310
San Ramon CA 94583

June 22, 2011

Project: 206265

Submittal Date: 06/09/2011
Group Number: 1250606
PO Number: 0015075168
Release Number: BAUHS
State of Sample Origin: CA

<u>Client Sample Description</u>	<u>Lancaster Labs (LLI) #</u>
MW-19A-W-110608 Grab Water	6310630
MW-19A-W-110608 Filtered Grab Water	6310631
MW-X3-W-110607 Grab Water	6310632
MW-X3-W-110607 Filtered Grab Water	6310633
QA-01-T-110608 NA Water	6310634
MW-X8-W-110608 Grab Water	6310635
MW-X8-W-110608 Filtered Grab Water	6310636
QA-02-T-110608 NA Water	6310637

The specific methodologies used in obtaining the enclosed analytical results are indicated on the Laboratory Sample Analysis Record.

ELECTRONIC Arcadis

COPY TO

ELECTRONIC Arcadis BBL

COPY TO

Attn: Angeline Tan

Attn: Jennifer Wagler

Questions? Contact your Client Services Representative
Jill M Parker at (717) 656-2300 Ext. 1241

Respectfully Submitted,



Robin C. Runkle
Senior Specialist

Sample Description: MW-19A-W-110608 Grab Water
Facility# 206265 BBLW
1520 Powell St-Emeryville SLT2007076 MW-19A

LLI Sample # WW 6310630
LLI Group # 1250606
Account # 11964

Project Name: 206265

Collected: 06/08/2011 09:50 by NA

Chevron

6001 Bollinger Canyon Rd L4310
San Ramon CA 94583

Submitted: 06/09/2011 09:05

Reported: 06/22/2011 14:28

MW19A

CAT No.	Analysis Name	CAS Number	As Received Result	As Received Method Detection Limit	Dilution Factor
GC/MS Volatiles SW-846 8260B			ug/l	ug/l	
10905	Acetone	67-64-1	N.D.	6	1
10905	t-Amyl methyl ether	994-05-8	N.D.	0.5	1
10905	Benzene	71-43-2	N.D.	0.5	1
10905	Bromobenzene	108-86-1	N.D.	1	1
10905	Bromochloromethane	74-97-5	N.D.	1	1
10905	Bromodichloromethane	75-27-4	N.D.	1	1
10905	Bromoform	75-25-2	N.D.	1	1
10905	Bromomethane	74-83-9	N.D.	1	1
10905	2-Butanone	78-93-3	N.D.	3	1
10905	t-Butyl alcohol	75-65-0	N.D.	5	1
10905	n-Butylbenzene	104-51-8	N.D.	1	1
10905	sec-Butylbenzene	135-98-8	N.D.	1	1
10905	tert-Butylbenzene	98-06-6	N.D.	1	1
10905	Carbon Disulfide	75-15-0	N.D.	1	1
10905	Carbon Tetrachloride	56-23-5	N.D.	1	1
10905	Chlorobenzene	108-90-7	N.D.	0.8	1
10905	Chloroethane	75-00-3	N.D.	1	1
10905	2-Chloroethyl Vinyl Ether	110-75-8	N.D.	2	1
2-Chloroethyl vinyl ether may not be recovered if acid was used to preserve this sample.					
10905	Chloroform	67-66-3	N.D.	0.8	1
10905	Chloromethane	74-87-3	N.D.	1	1
10905	2-Chlorotoluene	95-49-8	N.D.	1	1
10905	4-Chlorotoluene	106-43-4	N.D.	1	1
10905	1,2-Dibromo-3-chloropropane	96-12-8	N.D.	2	1
10905	Dibromochloromethane	124-48-1	N.D.	1	1
10905	1,2-Dibromoethane	106-93-4	N.D.	0.5	1
10905	Dibromomethane	74-95-3	N.D.	1	1
10905	1,2-Dichlorobenzene	95-50-1	N.D.	1	1
10905	1,3-Dichlorobenzene	541-73-1	N.D.	1	1
10905	1,4-Dichlorobenzene	106-46-7	N.D.	1	1
10905	Dichlorodifluoromethane	75-71-8	N.D.	2	1
10905	1,1-Dichloroethane	75-34-3	N.D.	1	1
10905	1,2-Dichloroethane	107-06-2	N.D.	0.5	1
10905	1,1-Dichloroethene	75-35-4	N.D.	0.8	1
10905	cis-1,2-Dichloroethene	156-59-2	54	0.8	1
10905	trans-1,2-Dichloroethene	156-60-5	3	0.8	1
10905	1,2-Dichloropropane	78-87-5	N.D.	1	1
10905	1,3-Dichloropropane	142-28-9	N.D.	1	1
10905	2,2-Dichloropropane	594-20-7	N.D.	1	1
10905	1,1-Dichloropropene	563-58-6	N.D.	1	1
10905	cis-1,3-Dichloropropene	10061-01-5	N.D.	1	1
10905	trans-1,3-Dichloropropene	10061-02-6	N.D.	1	1
10905	Ethanol	64-17-5	N.D.	50	1
10905	Ethyl t-butyl ether	637-92-3	N.D.	0.5	1
10905	Ethylbenzene	100-41-4	N.D.	0.5	1
10905	Freon 113	76-13-1	N.D.	2	1
10905	Hexachlorobutadiene	87-68-3	N.D.	2	1
10905	2-Hexanone	591-78-6	N.D.	3	1
10905	di-Isopropyl ether	108-20-3	N.D.	0.5	1

Sample Description: MW-19A-W-110608 Grab Water
Facility# 206265 BBLW
1520 Powell St-Emeryville SLT2007076 MW-19A

LLI Sample # WW 6310630
LLI Group # 1250606
Account # 11964

Project Name: 206265

Collected: 06/08/2011 09:50 by NA

Chevron

6001 Bollinger Canyon Rd L4310
San Ramon CA 94583

Submitted: 06/09/2011 09:05

Reported: 06/22/2011 14:28

MW19A

CAT No.	Analysis Name	CAS Number	As Received Result	As Received Method Detection Limit	Dilution Factor
GC/MS Volatiles SW-846 8260B			ug/l	ug/l	
10905	Isopropylbenzene	98-82-8	N.D.	1	1
10905	p-Isopropyltoluene	99-87-6	N.D.	1	1
10905	Methyl Tertiary Butyl Ether	1634-04-4	N.D.	0.5	1
10905	4-Methyl-2-pentanone	108-10-1	N.D.	3	1
10905	Methylene Chloride	75-09-2	N.D.	2	1
10905	Naphthalene	91-20-3	N.D.	1	1
10905	n-Propylbenzene	103-65-1	N.D.	1	1
10905	Styrene	100-42-5	N.D.	1	1
10905	1,1,1,2-Tetrachloroethane	630-20-6	N.D.	1	1
10905	1,1,2,2-Tetrachloroethane	79-34-5	1	1	1
10905	Tetrachloroethene	127-18-4	290	8	10
10905	Toluene	108-88-3	N.D.	0.5	1
10905	1,2,3-Trichlorobenzene	87-61-6	N.D.	1	1
10905	1,2,4-Trichlorobenzene	120-82-1	N.D.	1	1
10905	1,1,1-Trichloroethane	71-55-6	N.D.	0.8	1
10905	1,1,2-Trichloroethane	79-00-5	N.D.	0.8	1
10905	Trichloroethene	79-01-6	26	1	1
10905	Trichlorofluoromethane	75-69-4	N.D.	2	1
10905	1,2,3-Trichloropropane	96-18-4	N.D.	1	1
10905	1,2,4-Trimethylbenzene	95-63-6	N.D.	1	1
10905	1,3,5-Trimethylbenzene	108-67-8	N.D.	1	1
10905	Vinyl Chloride	75-01-4	N.D.	1	1
10905	m+p-Xylene	n.a.	N.D.	0.5	1
10905	o-Xylene	95-47-6	N.D.	0.5	1
GC Volatiles SW-846 8015B			ug/l	ug/l	
01728	TPH-GRO N. CA water C6-C12	n.a.	130	50	1
GC Extractable TPH SW-846 8015B modified			ug/l	ug/l	
02740	C11-C36	n.a.	N.D.	50	1
02740	Total TPH	n.a.	N.D.	50	1
GC Miscellaneous RSKSOP-175 08/11/94 modified			ug/l	ug/l	
07105	Ethane	74-84-0	N.D.	1.0	1
07105	Ethene	74-85-1	N.D.	1.0	1
07105	Methane	74-82-8	N.D.	5.0	1
Wet Chemistry EPA 300.0			ug/l	ug/l	
00368	Nitrate Nitrogen	14797-55-8	1,600	250	5
00228	Sulfate	14808-79-8	19,500	1,500	5
SM20 5310 C			ug/l	ug/l	
00273	Total Organic Carbon	n.a.	6,300	500	1
SM20 2320 B			ug/l as CaCO3	ug/l as CaCO3	

Sample Description: MW-19A-W-110608 Grab Water
Facility# 206265 BBLW
1520 Powell St-Emeryville SLT2007076 MW-19A

LLI Sample # WW 6310630
LLI Group # 1250606
Account # 11964

Project Name: 206265

Collected: 06/08/2011 09:50 by NA

Chevron

6001 Bollinger Canyon Rd L4310
San Ramon CA 94583

Submitted: 06/09/2011 09:05

Reported: 06/22/2011 14:28

MW19A

CAT No.	Analysis Name	CAS Number	As Received Result	As Received Method Detection Limit	Dilution Factor
Wet Chemistry SM20 2320 B			ug/l as CaCO3	ug/l as CaCO3	
00202	Alkalinity to pH 4.5	n.a.	105,000	460	1
00201	Alkalinity to pH 8.3	n.a.	N.D.	460	1
01454	Bicarbonate Alkalinity	n.a.	105,000	460	1
SM20 4500 S2 D			ug/l	ug/l	
00230	Sulfide	18496-25-8	N.D.	54	1

General Sample Comments

State of California Lab Certification No. 2501

All QC is compliant unless otherwise noted. Please refer to the Quality Control Summary for overall QC performance data and associated samples.

Laboratory Sample Analysis Record

CAT No.	Analysis Name	Method	Trial#	Batch#	Analysis Date and Time	Analyst	Dilution Factor
10905	8260 Full List w/ Sep. Xylenes	SW-846 8260B	1	W111682AA	06/17/2011 21:08	Sara E Johnson	1
10905	8260 Full List w/ Sep. Xylenes	SW-846 8260B	1	W111691AA	06/18/2011 19:44	Frank A Valla, Jr	10
01163	GC/MS VOA Water Prep	SW-846 5030B	1	W111682AA	06/17/2011 21:08	Sara E Johnson	1
01163	GC/MS VOA Water Prep	SW-846 5030B	2	W111691AA	06/18/2011 19:44	Frank A Valla, Jr	10
01728	TPH-GRO N. CA water C6-C12	SW-846 8015B	1	11165A07A	06/15/2011 05:06	Laura M Krieger	1
01146	GC VOA Water Prep	SW-846 5030B	1	11165A07A	06/15/2011 05:06	Laura M Krieger	1
02740	Custom TPH with Ranges (Water)	SW-846 8015B modified	1	111650007A	06/16/2011 13:57	Heather E Williams	1
07105	Volatile Headspace Hydrocarbon	RSKSOP-175 08/11/94 modified	1	111610020A	06/13/2011 20:57	Elizabeth J Marin	1
11181	Custom TPH w/ Ranges Water Ext	SW-846 3510C	2	111650007A	06/14/2011 17:30	Kathryn I DeHaven	1
00368	Nitrate Nitrogen	EPA 300.0	1	11159196901B	06/09/2011 12:43	Ashley M Adams	5
00228	Sulfate	EPA 300.0	1	11159196901B	06/15/2011 02:39	Ashley M Adams	5
00273	Total Organic Carbon	SM20 5310 C	1	11164049501A	06/13/2011 05:21	James S Mathiot	1
00202	Alkalinity to pH 4.5	SM20 2320 B	1	11165020202A	06/14/2011 13:18	Susan A Engle	1
00201	Alkalinity to pH 8.3	SM20 2320 B	1	11165020202A	06/14/2011 13:18	Susan A Engle	1
01454	Bicarbonate Alkalinity	SM20 2320 B	1	11165020202A	06/14/2011 13:18	Susan A Engle	1
00230	Sulfide	SM20 4500 S2 D	1	11164023001A	06/13/2011 07:30	Susan E Hibner	1



Analysis Report

2425 New Holland Pike, PO Box 12425, Lancaster, PA 17605-2425 • 717-656-2300 Fax: 717-656-2681 • www.lancasterlabs.com

Sample Description: MW-19A-W-110608 Filtered Grab Water
Facility# 206265 BBLW
1520 Powell St-Emeryville SLT2007076 MW-19A

LLI Sample # WW 6310631
LLI Group # 1250606
Account # 11964

Project Name: 206265

Collected: 06/08/2011 09:50 by NA

Chevron

6001 Bollinger Canyon Rd L4310
San Ramon CA 94583

Submitted: 06/09/2011 09:05

Reported: 06/22/2011 14:28

CAT No.	Analysis Name	CAS Number	As Received Result	As Received Method Detection Limit	Dilution Factor
Metals Dissolved					
		EPA 200.7 rev 4.4	ug/l	ug/l	
01754	Iron	7439-89-6	N.D.	52.2	1
07058	Manganese	7439-96-5	11.7	0.84	1

General Sample Comments

State of California Lab Certification No. 2501
This sample was field filtered for dissolved metals.

All QC is compliant unless otherwise noted. Please refer to the Quality Control Summary for overall QC performance data and associated samples.

Laboratory Sample Analysis Record

CAT No.	Analysis Name	Method	Trial#	Batch#	Analysis Date and Time	Analyst	Dilution Factor
01754	Iron	EPA 200.7 rev 4.4	1	111615716001	06/13/2011 23:01	John W Yanzuk II	1
07058	Manganese	EPA 200.7 rev 4.4	1	111615716001	06/13/2011 23:01	John W Yanzuk II	1
05716	EPA 600 ICP Digest (tot rec)	EPA 200.7 rev 4.4	1	111615716001	06/13/2011 13:30	James L Mertz	1

Sample Description: MW-X3-W-110607 Grab Water
Facility# 206265 BBLW
1520 Powell St-Emeryville SLT2007076 MW-X3

LLI Sample # WW 6310632
LLI Group # 1250606
Account # 11964

Project Name: 206265

Collected: 06/07/2011 15:30 by NA

Chevron

6001 Bollinger Canyon Rd L4310
San Ramon CA 94583

Submitted: 06/09/2011 09:05

Reported: 06/22/2011 14:28

MW-X3

CAT No.	Analysis Name	CAS Number	As Received Result	As Received Method Detection Limit	Dilution Factor
GC/MS Volatiles SW-846 8260B			ug/l	ug/l	
10905	Acetone	67-64-1	N.D.	6	1
10905	t-Amyl methyl ether	994-05-8	N.D.	0.5	1
10905	Benzene	71-43-2	N.D.	0.5	1
10905	Bromobenzene	108-86-1	N.D.	1	1
10905	Bromochloromethane	74-97-5	N.D.	1	1
10905	Bromodichloromethane	75-27-4	N.D.	1	1
10905	Bromoform	75-25-2	N.D.	1	1
10905	Bromomethane	74-83-9	N.D.	1	1
10905	2-Butanone	78-93-3	N.D.	3	1
10905	t-Butyl alcohol	75-65-0	N.D.	5	1
10905	n-Butylbenzene	104-51-8	N.D.	1	1
10905	sec-Butylbenzene	135-98-8	N.D.	1	1
10905	tert-Butylbenzene	98-06-6	N.D.	1	1
10905	Carbon Disulfide	75-15-0	N.D.	1	1
10905	Carbon Tetrachloride	56-23-5	N.D.	1	1
10905	Chlorobenzene	108-90-7	N.D.	0.8	1
10905	Chloroethane	75-00-3	N.D.	1	1
10905	2-Chloroethyl Vinyl Ether	110-75-8	N.D.	2	1
2-Chloroethyl vinyl ether may not be recovered if acid was used to preserve this sample.					
10905	Chloroform	67-66-3	N.D.	0.8	1
10905	Chloromethane	74-87-3	N.D.	1	1
10905	2-Chlorotoluene	95-49-8	N.D.	1	1
10905	4-Chlorotoluene	106-43-4	N.D.	1	1
10905	1,2-Dibromo-3-chloropropane	96-12-8	N.D.	2	1
10905	Dibromochloromethane	124-48-1	N.D.	1	1
10905	1,2-Dibromoethane	106-93-4	N.D.	0.5	1
10905	Dibromomethane	74-95-3	N.D.	1	1
10905	1,2-Dichlorobenzene	95-50-1	N.D.	1	1
10905	1,3-Dichlorobenzene	541-73-1	N.D.	1	1
10905	1,4-Dichlorobenzene	106-46-7	N.D.	1	1
10905	Dichlorodifluoromethane	75-71-8	N.D.	2	1
10905	1,1-Dichloroethane	75-34-3	N.D.	1	1
10905	1,2-Dichloroethane	107-06-2	N.D.	0.5	1
10905	1,1-Dichloroethene	75-35-4	0.8	0.8	1
10905	cis-1,2-Dichloroethene	156-59-2	630	8	10
10905	trans-1,2-Dichloroethene	156-60-5	14	0.8	1
10905	1,2-Dichloropropane	78-87-5	N.D.	1	1
10905	1,3-Dichloropropane	142-28-9	N.D.	1	1
10905	2,2-Dichloropropane	594-20-7	N.D.	1	1
10905	1,1-Dichloropropene	563-58-6	N.D.	1	1
10905	cis-1,3-Dichloropropene	10061-01-5	N.D.	1	1
10905	trans-1,3-Dichloropropene	10061-02-6	N.D.	1	1
10905	Ethanol	64-17-5	N.D.	50	1
10905	Ethyl t-butyl ether	637-92-3	N.D.	0.5	1
10905	Ethylbenzene	100-41-4	N.D.	0.5	1
10905	Freon 113	76-13-1	N.D.	2	1
10905	Hexachlorobutadiene	87-68-3	N.D.	2	1
10905	2-Hexanone	591-78-6	N.D.	3	1
10905	di-Isopropyl ether	108-20-3	N.D.	0.5	1

Sample Description: MW-X3-W-110607 Grab Water
Facility# 206265 BBLW
1520 Powell St-Emeryville SLT2007076 MW-X3

LLI Sample # WW 6310632
LLI Group # 1250606
Account # 11964

Project Name: 206265

Collected: 06/07/2011 15:30 by NA

Chevron

6001 Bollinger Canyon Rd L4310
San Ramon CA 94583

Submitted: 06/09/2011 09:05

Reported: 06/22/2011 14:28

MW-X3

CAT No.	Analysis Name	CAS Number	As Received Result	As Received Method Detection Limit	Dilution Factor
GC/MS Volatiles SW-846 8260B			ug/l	ug/l	
10905	Isopropylbenzene	98-82-8	N.D.	1	1
10905	p-Isopropyltoluene	99-87-6	N.D.	1	1
10905	Methyl Tertiary Butyl Ether	1634-04-4	N.D.	0.5	1
10905	4-Methyl-2-pentanone	108-10-1	N.D.	3	1
10905	Methylene Chloride	75-09-2	N.D.	2	1
10905	Naphthalene	91-20-3	N.D.	1	1
10905	n-Propylbenzene	103-65-1	N.D.	1	1
10905	Styrene	100-42-5	N.D.	1	1
10905	1,1,1,2-Tetrachloroethane	630-20-6	N.D.	1	1
10905	1,1,2,2-Tetrachloroethane	79-34-5	N.D.	1	1
10905	Tetrachloroethene	127-18-4	N.D.	0.8	1
10905	Toluene	108-88-3	N.D.	0.5	1
10905	1,2,3-Trichlorobenzene	87-61-6	N.D.	1	1
10905	1,2,4-Trichlorobenzene	120-82-1	N.D.	1	1
10905	1,1,1-Trichloroethane	71-55-6	N.D.	0.8	1
10905	1,1,2-Trichloroethane	79-00-5	N.D.	0.8	1
10905	Trichloroethene	79-01-6	430	10	10
10905	Trichlorofluoromethane	75-69-4	N.D.	2	1
10905	1,2,3-Trichloropropane	96-18-4	N.D.	1	1
10905	1,2,4-Trimethylbenzene	95-63-6	N.D.	1	1
10905	1,3,5-Trimethylbenzene	108-67-8	N.D.	1	1
10905	Vinyl Chloride	75-01-4	8	1	1
10905	m+p-Xylene	n.a.	N.D.	0.5	1
10905	o-Xylene	95-47-6	N.D.	0.5	1
GC Volatiles SW-846 8015B			ug/l	ug/l	
01728	TPH-GRO N. CA water C6-C12	n.a.	590	50	1
GC Extractable TPH SW-846 8015B modified			ug/l	ug/l	
02740	C11-C36	n.a.	65	48	1
02740	Total TPH	n.a.	65	48	1
GC Miscellaneous RSKSOP-175 08/11/94 modified			ug/l	ug/l	
07105	Ethane	74-84-0	N.D.	1.0	1
07105	Ethene	74-85-1	N.D.	1.0	1
07105	Methane	74-82-8	16	5.0	1
Wet Chemistry EPA 300.0			ug/l	ug/l	
00368	Nitrate Nitrogen	14797-55-8	5,400	250	5
00228	Sulfate	14808-79-8	57,800	1,500	5
SM20 5310 C			ug/l	ug/l	
00273	Total Organic Carbon	n.a.	5,100	500	1
SM20 2320 B			ug/l as CaCO3	ug/l as CaCO3	

Sample Description: MW-X3-W-110607 Grab Water
Facility# 206265 BBLW
1520 Powell St-Emeryville SLT2007076 MW-X3

LLI Sample # WW 6310632
LLI Group # 1250606
Account # 11964

Project Name: 206265

Collected: 06/07/2011 15:30 by NA

Chevron

6001 Bollinger Canyon Rd L4310
San Ramon CA 94583

Submitted: 06/09/2011 09:05

Reported: 06/22/2011 14:28

MW-X3

CAT No.	Analysis Name	CAS Number	As Received Result	As Received Method Detection Limit	Dilution Factor
Wet Chemistry SM20 2320 B			ug/l as CaCO3	ug/l as CaCO3	
00202	Alkalinity to pH 4.5	n.a.	168,000	460	1
00201	Alkalinity to pH 8.3	n.a.	N.D.	460	1
01454	Bicarbonate Alkalinity	n.a.	168,000	460	1
SM20 4500 S2 D			ug/l	ug/l	
00230	Sulfide	18496-25-8	N.D.	54	1

General Sample Comments

State of California Lab Certification No. 2501

All QC is compliant unless otherwise noted. Please refer to the Quality Control Summary for overall QC performance data and associated samples.

Laboratory Sample Analysis Record

CAT No.	Analysis Name	Method	Trial#	Batch#	Analysis Date and Time	Analyst	Dilution Factor
10905	8260 Full List w/ Sep. Xylenes	SW-846 8260B	1	W111682AA	06/17/2011 21:32	Sara E Johnson	1
10905	8260 Full List w/ Sep. Xylenes	SW-846 8260B	1	W111682AA	06/17/2011 21:56	Sara E Johnson	10
01163	GC/MS VOA Water Prep	SW-846 5030B	1	W111682AA	06/17/2011 21:32	Sara E Johnson	1
01163	GC/MS VOA Water Prep	SW-846 5030B	2	W111682AA	06/17/2011 21:56	Sara E Johnson	10
01728	TPH-GRO N. CA water C6-C12	SW-846 8015B	1	11165A07A	06/15/2011 05:32	Laura M Krieger	1
01146	GC VOA Water Prep	SW-846 5030B	1	11165A07A	06/15/2011 05:32	Laura M Krieger	1
02740	Custom TPH with Ranges (Water)	SW-846 8015B modified	1	111650007A	06/16/2011 14:22	Heather E Williams	1
07105	Volatile Headspace Hydrocarbon	RSKSOP-175 08/11/94 modified	1	111610020A	06/13/2011 21:13	Elizabeth J Marin	1
11181	Custom TPH w/ Ranges Water Ext	SW-846 3510C	2	111650007A	06/14/2011 17:30	Kathryn I DeHaven	1
00368	Nitrate Nitrogen	EPA 300.0	1	11159196901B	06/09/2011 12:57	Ashley M Adams	5
00228	Sulfate	EPA 300.0	1	11159196901B	06/15/2011 03:24	Ashley M Adams	5
00273	Total Organic Carbon	SM20 5310 C	1	11164049501B	06/13/2011 05:29	James S Mathiot	1
00202	Alkalinity to pH 4.5	SM20 2320 B	1	11165020202A	06/14/2011 13:18	Susan A Engle	1
00201	Alkalinity to pH 8.3	SM20 2320 B	1	11165020202A	06/14/2011 13:18	Susan A Engle	1
01454	Bicarbonate Alkalinity	SM20 2320 B	1	11165020202A	06/14/2011 13:18	Susan A Engle	1
00230	Sulfide	SM20 4500 S2 D	1	11164023001A	06/13/2011 07:30	Susan E Hibner	1



Analysis Report

2425 New Holland Pike, PO Box 12425, Lancaster, PA 17605-2425 • 717-656-2300 Fax: 717-656-2681 • www.lancasterlabs.com

Sample Description: MW-X3-W-110607 Filtered Grab Water
Facility# 206265 BBLW
1520 Powell St-Emeryville SLT2007076 MW-X3

LLI Sample # WW 6310633
LLI Group # 1250606
Account # 11964

Project Name: 206265

Collected: 06/07/2011 15:30 by NA

Chevron

6001 Bollinger Canyon Rd L4310
San Ramon CA 94583

Submitted: 06/09/2011 09:05

Reported: 06/22/2011 14:28

CAT No.	Analysis Name	CAS Number	As Received Result	As Received Method Detection Limit	Dilution Factor
Metals Dissolved					
		EPA 200.7 rev 4.4	ug/l	ug/l	
01754	Iron	7439-89-6	N.D.	52.2	1
07058	Manganese	7439-96-5	52.2	0.84	1

General Sample Comments

State of California Lab Certification No. 2501
This sample was field filtered for dissolved metals.

All QC is compliant unless otherwise noted. Please refer to the Quality Control Summary for overall QC performance data and associated samples.

Laboratory Sample Analysis Record

CAT No.	Analysis Name	Method	Trial#	Batch#	Analysis Date and Time	Analyst	Dilution Factor
01754	Iron	EPA 200.7 rev 4.4	1	111615716001	06/13/2011 23:04	John W Yanzuk II	1
07058	Manganese	EPA 200.7 rev 4.4	1	111615716001	06/13/2011 23:04	John W Yanzuk II	1
05716	EPA 600 ICP Digest (tot rec)	EPA 200.7 rev 4.4	1	111615716001	06/13/2011 13:30	James L Mertz	1

Sample Description: QA-01-T-110608 NA Water
Facility# 206265 BBLW
1520 Powell St-Emeryville SLT2007076 QA-01

LLI Sample # WW 6310634
LLI Group # 1250606
Account # 11964

Project Name: 206265

Collected: 06/08/2011

Chevron

Submitted: 06/09/2011 09:05

6001 Bollinger Canyon Rd L4310

Reported: 06/22/2011 14:28

San Ramon CA 94583

265T1

CAT No.	Analysis Name	CAS Number	As Received Result	As Received Method Detection Limit	Dilution Factor
GC/MS Volatiles SW-846 8260B			ug/l	ug/l	
10905	Acetone	67-64-1	N.D.	6	1
10905	t-Amyl methyl ether	994-05-8	N.D.	0.5	1
10905	Benzene	71-43-2	N.D.	0.5	1
10905	Bromobenzene	108-86-1	N.D.	1	1
10905	Bromochloromethane	74-97-5	N.D.	1	1
10905	Bromodichloromethane	75-27-4	N.D.	1	1
10905	Bromoform	75-25-2	N.D.	1	1
10905	Bromomethane	74-83-9	N.D.	1	1
10905	2-Butanone	78-93-3	N.D.	3	1
10905	t-Butyl alcohol	75-65-0	N.D.	5	1
10905	n-Butylbenzene	104-51-8	N.D.	1	1
10905	sec-Butylbenzene	135-98-8	N.D.	1	1
10905	tert-Butylbenzene	98-06-6	N.D.	1	1
10905	Carbon Disulfide	75-15-0	N.D.	1	1
10905	Carbon Tetrachloride	56-23-5	N.D.	1	1
10905	Chlorobenzene	108-90-7	N.D.	0.8	1
10905	Chloroethane	75-00-3	N.D.	1	1
10905	2-Chloroethyl Vinyl Ether	110-75-8	N.D.	2	1
2-Chloroethyl vinyl ether may not be recovered if acid was used to preserve this sample.					
10905	Chloroform	67-66-3	N.D.	0.8	1
10905	Chloromethane	74-87-3	N.D.	1	1
10905	2-Chlorotoluene	95-49-8	N.D.	1	1
10905	4-Chlorotoluene	106-43-4	N.D.	1	1
10905	1,2-Dibromo-3-chloropropane	96-12-8	N.D.	2	1
10905	Dibromochloromethane	124-48-1	N.D.	1	1
10905	1,2-Dibromoethane	106-93-4	N.D.	0.5	1
10905	Dibromomethane	74-95-3	N.D.	1	1
10905	1,2-Dichlorobenzene	95-50-1	N.D.	1	1
10905	1,3-Dichlorobenzene	541-73-1	N.D.	1	1
10905	1,4-Dichlorobenzene	106-46-7	N.D.	1	1
10905	Dichlorodifluoromethane	75-71-8	N.D.	2	1
10905	1,1-Dichloroethane	75-34-3	N.D.	1	1
10905	1,2-Dichloroethane	107-06-2	N.D.	0.5	1
10905	1,1-Dichloroethene	75-35-4	N.D.	0.8	1
10905	cis-1,2-Dichloroethene	156-59-2	N.D.	0.8	1
10905	trans-1,2-Dichloroethene	156-60-5	N.D.	0.8	1
10905	1,2-Dichloropropane	78-87-5	N.D.	1	1
10905	1,3-Dichloropropane	142-28-9	N.D.	1	1
10905	2,2-Dichloropropane	594-20-7	N.D.	1	1
10905	1,1-Dichloropropene	563-58-6	N.D.	1	1
10905	cis-1,3-Dichloropropene	10061-01-5	N.D.	1	1
10905	trans-1,3-Dichloropropene	10061-02-6	N.D.	1	1
10905	Ethanol	64-17-5	N.D.	50	1
10905	Ethyl t-butyl ether	637-92-3	N.D.	0.5	1
10905	Ethylbenzene	100-41-4	N.D.	0.5	1
10905	Freon 113	76-13-1	N.D.	2	1
10905	Hexachlorobutadiene	87-68-3	N.D.	2	1
10905	2-Hexanone	591-78-6	N.D.	3	1
10905	di-Isopropyl ether	108-20-3	N.D.	0.5	1



Analysis Report

2425 New Holland Pike, PO Box 12425, Lancaster, PA 17605-2425 • 717-656-2300 Fax: 717-656-2681 • www.lancasterlabs.com

Sample Description: QA-01-T-110608 NA Water
Facility# 206265 BBLW
1520 Powell St-Emeryville SLT2007076 QA-01

LLI Sample # WW 6310634
LLI Group # 1250606
Account # 11964

Project Name: 206265

Collected: 06/08/2011

Chevron

Submitted: 06/09/2011 09:05

6001 Bollinger Canyon Rd L4310

Reported: 06/22/2011 14:28

San Ramon CA 94583

265T1

CAT No.	Analysis Name	CAS Number	As Received Result	As Received Method Detection Limit	Dilution Factor
GC/MS Volatiles SW-846 8260B			ug/l	ug/l	
10905	Isopropylbenzene	98-82-8	N.D.	1	1
10905	p-Isopropyltoluene	99-87-6	N.D.	1	1
10905	Methyl Tertiary Butyl Ether	1634-04-4	N.D.	0.5	1
10905	4-Methyl-2-pentanone	108-10-1	N.D.	3	1
10905	Methylene Chloride	75-09-2	N.D.	2	1
10905	Naphthalene	91-20-3	N.D.	1	1
10905	n-Propylbenzene	103-65-1	N.D.	1	1
10905	Styrene	100-42-5	N.D.	1	1
10905	1,1,1,2-Tetrachloroethane	630-20-6	N.D.	1	1
10905	1,1,2,2-Tetrachloroethane	79-34-5	N.D.	1	1
10905	Tetrachloroethene	127-18-4	N.D.	0.8	1
10905	Toluene	108-88-3	N.D.	0.5	1
10905	1,2,3-Trichlorobenzene	87-61-6	N.D.	1	1
10905	1,2,4-Trichlorobenzene	120-82-1	N.D.	1	1
10905	1,1,1-Trichloroethane	71-55-6	N.D.	0.8	1
10905	1,1,2-Trichloroethane	79-00-5	N.D.	0.8	1
10905	Trichloroethene	79-01-6	N.D.	1	1
10905	Trichlorofluoromethane	75-69-4	N.D.	2	1
10905	1,2,3-Trichloropropane	96-18-4	N.D.	1	1
10905	1,2,4-Trimethylbenzene	95-63-6	N.D.	1	1
10905	1,3,5-Trimethylbenzene	108-67-8	N.D.	1	1
10905	Vinyl Chloride	75-01-4	N.D.	1	1
10905	m+p-Xylene	n.a.	N.D.	0.5	1
10905	o-Xylene	95-47-6	N.D.	0.5	1
GC Volatiles SW-846 8015B			ug/l	ug/l	
01728	TPH-GRO N. CA water C6-C12	n.a.	N.D.	50	1

General Sample Comments

State of California Lab Certification No. 2501

All QC is compliant unless otherwise noted. Please refer to the Quality Control Summary for overall QC performance data and associated samples.

Laboratory Sample Analysis Record

CAT No.	Analysis Name	Method	Trial#	Batch#	Analysis Date and Time	Analyst	Dilution Factor
10905	8260 Full List w/ Sep. Xylenes	SW-846 8260B	1	W111682AA	06/17/2011 19:07	Sara E Johnson	1
01163	GC/MS VOA Water Prep	SW-846 5030B	1	W111682AA	06/17/2011 19:07	Sara E Johnson	1
01728	TPH-GRO N. CA water C6-C12	SW-846 8015B	1	11165A07A	06/15/2011 00:22	Laura M Krieger	1
01146	GC VOA Water Prep	SW-846 5030B	1	11165A07A	06/15/2011 00:22	Laura M Krieger	1

Sample Description: MW-X8-W-110608 Grab Water
Facility# 206265 BBLW
1520 Powell St-Emeryville SLT2007076 MW-X8

LLI Sample # WW 6310635
LLI Group # 1250606
Account # 11964

Project Name: 206265

Collected: 06/08/2011 12:00 by NA

Chevron

6001 Bollinger Canyon Rd L4310
San Ramon CA 94583

Submitted: 06/09/2011 09:05

Reported: 06/22/2011 14:28

MW-X8

CAT No.	Analysis Name	CAS Number	As Received Result	As Received Method Detection Limit	Dilution Factor
GC/MS Volatiles SW-846 8260B			ug/l	ug/l	
10905	Acetone	67-64-1	N.D.	6	1
10905	t-Amyl methyl ether	994-05-8	N.D.	0.5	1
10905	Benzene	71-43-2	N.D.	0.5	1
10905	Bromobenzene	108-86-1	N.D.	1	1
10905	Bromochloromethane	74-97-5	N.D.	1	1
10905	Bromodichloromethane	75-27-4	N.D.	1	1
10905	Bromoform	75-25-2	N.D.	1	1
10905	Bromomethane	74-83-9	N.D.	1	1
10905	2-Butanone	78-93-3	N.D.	3	1
10905	t-Butyl alcohol	75-65-0	N.D.	5	1
10905	n-Butylbenzene	104-51-8	N.D.	1	1
10905	sec-Butylbenzene	135-98-8	N.D.	1	1
10905	tert-Butylbenzene	98-06-6	N.D.	1	1
10905	Carbon Disulfide	75-15-0	N.D.	1	1
10905	Carbon Tetrachloride	56-23-5	N.D.	1	1
10905	Chlorobenzene	108-90-7	N.D.	0.8	1
10905	Chloroethane	75-00-3	N.D.	1	1
10905	2-Chloroethyl Vinyl Ether	110-75-8	N.D.	2	1
2-Chloroethyl vinyl ether may not be recovered if acid was used to preserve this sample.					
10905	Chloroform	67-66-3	N.D.	0.8	1
10905	Chloromethane	74-87-3	N.D.	1	1
10905	2-Chlorotoluene	95-49-8	N.D.	1	1
10905	4-Chlorotoluene	106-43-4	N.D.	1	1
10905	1,2-Dibromo-3-chloropropane	96-12-8	N.D.	2	1
10905	Dibromochloromethane	124-48-1	N.D.	1	1
10905	1,2-Dibromoethane	106-93-4	N.D.	0.5	1
10905	Dibromomethane	74-95-3	N.D.	1	1
10905	1,2-Dichlorobenzene	95-50-1	N.D.	1	1
10905	1,3-Dichlorobenzene	541-73-1	N.D.	1	1
10905	1,4-Dichlorobenzene	106-46-7	N.D.	1	1
10905	Dichlorodifluoromethane	75-71-8	N.D.	2	1
10905	1,1-Dichloroethane	75-34-3	N.D.	1	1
10905	1,2-Dichloroethane	107-06-2	N.D.	0.5	1
10905	1,1-Dichloroethene	75-35-4	N.D.	0.8	1
10905	cis-1,2-Dichloroethene	156-59-2	100	0.8	1
10905	trans-1,2-Dichloroethene	156-60-5	4	0.8	1
10905	1,2-Dichloropropane	78-87-5	N.D.	1	1
10905	1,3-Dichloropropane	142-28-9	N.D.	1	1
10905	2,2-Dichloropropane	594-20-7	N.D.	1	1
10905	1,1-Dichloropropene	563-58-6	N.D.	1	1
10905	cis-1,3-Dichloropropene	10061-01-5	N.D.	1	1
10905	trans-1,3-Dichloropropene	10061-02-6	N.D.	1	1
10905	Ethanol	64-17-5	N.D.	50	1
10905	Ethyl t-butyl ether	637-92-3	N.D.	0.5	1
10905	Ethylbenzene	100-41-4	N.D.	0.5	1
10905	Freon 113	76-13-1	N.D.	2	1
10905	Hexachlorobutadiene	87-68-3	N.D.	2	1
10905	2-Hexanone	591-78-6	N.D.	3	1
10905	di-Isopropyl ether	108-20-3	N.D.	0.5	1

Sample Description: MW-X8-W-110608 Grab Water
Facility# 206265 BBLW
1520 Powell St-Emeryville SLT2007076 MW-X8

LLI Sample # WW 6310635
LLI Group # 1250606
Account # 11964

Project Name: 206265

Collected: 06/08/2011 12:00 by NA

Chevron

6001 Bollinger Canyon Rd L4310
San Ramon CA 94583

Submitted: 06/09/2011 09:05

Reported: 06/22/2011 14:28

MW-X8

CAT No.	Analysis Name	CAS Number	As Received Result	As Received Method Detection Limit	Dilution Factor
GC/MS Volatiles SW-846 8260B			ug/l	ug/l	
10905	Isopropylbenzene	98-82-8	N.D.	1	1
10905	p-Isopropyltoluene	99-87-6	N.D.	1	1
10905	Methyl Tertiary Butyl Ether	1634-04-4	N.D.	0.5	1
10905	4-Methyl-2-pentanone	108-10-1	N.D.	3	1
10905	Methylene Chloride	75-09-2	N.D.	2	1
10905	Naphthalene	91-20-3	N.D.	1	1
10905	n-Propylbenzene	103-65-1	N.D.	1	1
10905	Styrene	100-42-5	N.D.	1	1
10905	1,1,1,2-Tetrachloroethane	630-20-6	N.D.	1	1
10905	1,1,2,2-Tetrachloroethane	79-34-5	1	1	1
10905	Tetrachloroethene	127-18-4	280	8	10
10905	Toluene	108-88-3	N.D.	0.5	1
10905	1,2,3-Trichlorobenzene	87-61-6	N.D.	1	1
10905	1,2,4-Trichlorobenzene	120-82-1	N.D.	1	1
10905	1,1,1-Trichloroethane	71-55-6	N.D.	0.8	1
10905	1,1,2-Trichloroethane	79-00-5	N.D.	0.8	1
10905	Trichloroethene	79-01-6	49	1	1
10905	Trichlorofluoromethane	75-69-4	N.D.	2	1
10905	1,2,3-Trichloropropane	96-18-4	N.D.	1	1
10905	1,2,4-Trimethylbenzene	95-63-6	N.D.	1	1
10905	1,3,5-Trimethylbenzene	108-67-8	N.D.	1	1
10905	Vinyl Chloride	75-01-4	1	1	1
10905	m+p-Xylene	n.a.	N.D.	0.5	1
10905	o-Xylene	95-47-6	N.D.	0.5	1
GC Volatiles SW-846 8015B			ug/l	ug/l	
01728	TPH-GRO N. CA water C6-C12	n.a.	160	50	1
GC Extractable TPH SW-846 8015B modified			ug/l	ug/l	
02740	C11-C36	n.a.	N.D.	50	1
02740	Total TPH	n.a.	N.D.	50	1
GC Miscellaneous RSKSOP-175 08/11/94 modified			ug/l	ug/l	
07105	Ethane	74-84-0	N.D.	1.0	1
07105	Ethene	74-85-1	N.D.	1.0	1
07105	Methane	74-82-8	N.D.	5.0	1
Wet Chemistry EPA 300.0			ug/l	ug/l	
00368	Nitrate Nitrogen	14797-55-8	1,300	250	5
00228	Sulfate	14808-79-8	27,900	1,500	5
SM20 5310 C			ug/l	ug/l	
00273	Total Organic Carbon	n.a.	4,500	500	1
SM20 2320 B			ug/l as CaCO3	ug/l as CaCO3	

Sample Description: MW-X8-W-110608 Grab Water
Facility# 206265 BBLW
 1520 Powell St-Emeryville SLT2007076 MW-X8

LLI Sample # WW 6310635
LLI Group # 1250606
Account # 11964

Project Name: 206265

Collected: 06/08/2011 12:00 by NA

Chevron

6001 Bollinger Canyon Rd L4310
San Ramon CA 94583

Submitted: 06/09/2011 09:05

Reported: 06/22/2011 14:28

MW-X8

CAT No.	Analysis Name	CAS Number	As Received Result	As Received Method Detection Limit	Dilution Factor
Wet Chemistry SM20 2320 B			ug/l as CaCO3	ug/l as CaCO3	
00202	Alkalinity to pH 4.5	n.a.	123,000	460	1
00201	Alkalinity to pH 8.3	n.a.	N.D.	460	1
01454	Bicarbonate Alkalinity	n.a.	123,000	460	1
SM20 4500 S2 D			ug/l	ug/l	
00230	Sulfide	18496-25-8	N.D.	54	1

General Sample Comments

State of California Lab Certification No. 2501

All QC is compliant unless otherwise noted. Please refer to the Quality Control Summary for overall QC performance data and associated samples.

Laboratory Sample Analysis Record

CAT No.	Analysis Name	Method	Trial#	Batch#	Analysis Date and Time	Analyst	Dilution Factor
10905	8260 Full List w/ Sep. Xylenes	SW-846 8260B	1	W111682AA	06/17/2011 22:20	Sara E Johnson	1
10905	8260 Full List w/ Sep. Xylenes	SW-846 8260B	1	W111691AA	06/18/2011 20:08	Frank A Valla, Jr	10
01163	GC/MS VOA Water Prep	SW-846 5030B	1	W111682AA	06/17/2011 22:20	Sara E Johnson	1
01163	GC/MS VOA Water Prep	SW-846 5030B	2	W111691AA	06/18/2011 20:08	Frank A Valla, Jr	10
01728	TPH-GRO N. CA water C6-C12	SW-846 8015B	1	11165A07A	06/15/2011 05:57	Laura M Krieger	1
01146	GC VOA Water Prep	SW-846 5030B	1	11165A07A	06/15/2011 05:57	Laura M Krieger	1
02740	Custom TPH with Ranges (Water)	SW-846 8015B modified	1	111650007A	06/16/2011 14:47	Heather E Williams	1
07105	Volatile Headspace Hydrocarbon	RSKSOP-175 08/11/94 modified	1	111610020A	06/13/2011 21:30	Elizabeth J Marin	1
11181	Custom TPH w/ Ranges Water Ext	SW-846 3510C	2	111650007A	06/14/2011 17:30	Kathryn I DeHaven	1
00368	Nitrate Nitrogen	EPA 300.0	1	11159196901B	06/09/2011 13:11	Ashley M Adams	5
00228	Sulfate	EPA 300.0	1	11159196901B	06/15/2011 03:39	Ashley M Adams	5
00273	Total Organic Carbon	SM20 5310 C	1	11164049501B	06/13/2011 05:36	James S Mathiot	1
00202	Alkalinity to pH 4.5	SM20 2320 B	1	11165020202A	06/14/2011 13:18	Susan A Engle	1
00201	Alkalinity to pH 8.3	SM20 2320 B	1	11165020202A	06/14/2011 13:18	Susan A Engle	1
01454	Bicarbonate Alkalinity	SM20 2320 B	1	11165020202A	06/14/2011 13:18	Susan A Engle	1
00230	Sulfide	SM20 4500 S2 D	1	11164023001A	06/13/2011 07:30	Susan E Hibner	1



Analysis Report

2425 New Holland Pike, PO Box 12425, Lancaster, PA 17605-2425 • 717-656-2300 Fax: 717-656-2681 • www.lancasterlabs.com

Sample Description: MW-X8-W-110608 Filtered Grab Water
Facility# 206265 BBLW
1520 Powell St-Emeryville SLT2007076 MW-X8

LLI Sample # WW 6310636
LLI Group # 1250606
Account # 11964

Project Name: 206265

Collected: 06/08/2011 12:00 by NA

Chevron

6001 Bollinger Canyon Rd L4310
San Ramon CA 94583

Submitted: 06/09/2011 09:05

Reported: 06/22/2011 14:28

CAT No.	Analysis Name	CAS Number	As Received Result	As Received Method Detection Limit	Dilution Factor
Metals Dissolved					
		EPA 200.7 rev 4.4	ug/l	ug/l	
01754	Iron	7439-89-6	N.D.	52.2	1
07058	Manganese	7439-96-5	13.7	0.84	1

General Sample Comments

State of California Lab Certification No. 2501
This sample was field filtered for dissolved metals.

All QC is compliant unless otherwise noted. Please refer to the Quality Control Summary for overall QC performance data and associated samples.

Laboratory Sample Analysis Record

CAT No.	Analysis Name	Method	Trial#	Batch#	Analysis Date and Time	Analyst	Dilution Factor
01754	Iron	EPA 200.7 rev 4.4	1	111615716003	06/13/2011 20:51	John P Hook	1
07058	Manganese	EPA 200.7 rev 4.4	1	111615716003	06/13/2011 20:51	John P Hook	1
05716	EPA 600 ICP Digest (tot rec)	EPA 200.7 rev 4.4	1	111615716003	06/13/2011 13:44	James L Mertz	1

Sample Description: QA-02-T-110608 NA Water
Facility# 206265 BBLW
1520 Powell St-Emeryville SLT2007076 QA-02

LLI Sample # WW 6310637
LLI Group # 1250606
Account # 11964

Project Name: 206265

Collected: 06/08/2011

Chevron

Submitted: 06/09/2011 09:05

6001 Bollinger Canyon Rd L4310

Reported: 06/22/2011 14:28

San Ramon CA 94583

265T2

CAT No.	Analysis Name	CAS Number	As Received Result	As Received Method Detection Limit	Dilution Factor
GC/MS Volatiles SW-846 8260B			ug/l	ug/l	
10905	Acetone	67-64-1	N.D.	6	1
10905	t-Amyl methyl ether	994-05-8	N.D.	0.5	1
10905	Benzene	71-43-2	N.D.	0.5	1
10905	Bromobenzene	108-86-1	N.D.	1	1
10905	Bromochloromethane	74-97-5	N.D.	1	1
10905	Bromodichloromethane	75-27-4	N.D.	1	1
10905	Bromoform	75-25-2	N.D.	1	1
10905	Bromomethane	74-83-9	N.D.	1	1
10905	2-Butanone	78-93-3	N.D.	3	1
10905	t-Butyl alcohol	75-65-0	N.D.	5	1
10905	n-Butylbenzene	104-51-8	N.D.	1	1
10905	sec-Butylbenzene	135-98-8	N.D.	1	1
10905	tert-Butylbenzene	98-06-6	N.D.	1	1
10905	Carbon Disulfide	75-15-0	N.D.	1	1
10905	Carbon Tetrachloride	56-23-5	N.D.	1	1
10905	Chlorobenzene	108-90-7	N.D.	0.8	1
10905	Chloroethane	75-00-3	N.D.	1	1
10905	2-Chloroethyl Vinyl Ether	110-75-8	N.D.	2	1
2-Chloroethyl vinyl ether may not be recovered if acid was used to preserve this sample.					
10905	Chloroform	67-66-3	N.D.	0.8	1
10905	Chloromethane	74-87-3	N.D.	1	1
10905	2-Chlorotoluene	95-49-8	N.D.	1	1
10905	4-Chlorotoluene	106-43-4	N.D.	1	1
10905	1,2-Dibromo-3-chloropropane	96-12-8	N.D.	2	1
10905	Dibromochloromethane	124-48-1	N.D.	1	1
10905	1,2-Dibromoethane	106-93-4	N.D.	0.5	1
10905	Dibromomethane	74-95-3	N.D.	1	1
10905	1,2-Dichlorobenzene	95-50-1	N.D.	1	1
10905	1,3-Dichlorobenzene	541-73-1	N.D.	1	1
10905	1,4-Dichlorobenzene	106-46-7	N.D.	1	1
10905	Dichlorodifluoromethane	75-71-8	N.D.	2	1
10905	1,1-Dichloroethane	75-34-3	N.D.	1	1
10905	1,2-Dichloroethane	107-06-2	N.D.	0.5	1
10905	1,1-Dichloroethene	75-35-4	N.D.	0.8	1
10905	cis-1,2-Dichloroethene	156-59-2	N.D.	0.8	1
10905	trans-1,2-Dichloroethene	156-60-5	N.D.	0.8	1
10905	1,2-Dichloropropane	78-87-5	N.D.	1	1
10905	1,3-Dichloropropane	142-28-9	N.D.	1	1
10905	2,2-Dichloropropane	594-20-7	N.D.	1	1
10905	1,1-Dichloropropene	563-58-6	N.D.	1	1
10905	cis-1,3-Dichloropropene	10061-01-5	N.D.	1	1
10905	trans-1,3-Dichloropropene	10061-02-6	N.D.	1	1
10905	Ethanol	64-17-5	N.D.	50	1
10905	Ethyl t-butyl ether	637-92-3	N.D.	0.5	1
10905	Ethylbenzene	100-41-4	N.D.	0.5	1
10905	Freon 113	76-13-1	N.D.	2	1
10905	Hexachlorobutadiene	87-68-3	N.D.	2	1
10905	2-Hexanone	591-78-6	N.D.	3	1
10905	di-Isopropyl ether	108-20-3	N.D.	0.5	1



Analysis Report

2425 New Holland Pike, PO Box 12425, Lancaster, PA 17605-2425 • 717-656-2300 Fax: 717-656-2681 • www.lancasterlabs.com

Sample Description: QA-02-T-110608 NA Water
Facility# 206265 BBLW
 1520 Powell St-Emeryville SLT2007076 QA-02

LLI Sample # WW 6310637
LLI Group # 1250606
Account # 11964

Project Name: 206265

Collected: 06/08/2011

Chevron

Submitted: 06/09/2011 09:05

6001 Bollinger Canyon Rd L4310

Reported: 06/22/2011 14:28

San Ramon CA 94583

265T2

CAT No.	Analysis Name	CAS Number	As Received Result	As Received Method Detection Limit	Dilution Factor
GC/MS Volatiles SW-846 8260B			ug/l	ug/l	
10905	Isopropylbenzene	98-82-8	N.D.	1	1
10905	p-Isopropyltoluene	99-87-6	N.D.	1	1
10905	Methyl Tertiary Butyl Ether	1634-04-4	N.D.	0.5	1
10905	4-Methyl-2-pentanone	108-10-1	N.D.	3	1
10905	Methylene Chloride	75-09-2	N.D.	2	1
10905	Naphthalene	91-20-3	N.D.	1	1
10905	n-Propylbenzene	103-65-1	N.D.	1	1
10905	Styrene	100-42-5	N.D.	1	1
10905	1,1,1,2-Tetrachloroethane	630-20-6	N.D.	1	1
10905	1,1,2,2-Tetrachloroethane	79-34-5	N.D.	1	1
10905	Tetrachloroethene	127-18-4	N.D.	0.8	1
10905	Toluene	108-88-3	N.D.	0.5	1
10905	1,2,3-Trichlorobenzene	87-61-6	N.D.	1	1
10905	1,2,4-Trichlorobenzene	120-82-1	N.D.	1	1
10905	1,1,1-Trichloroethane	71-55-6	N.D.	0.8	1
10905	1,1,2-Trichloroethane	79-00-5	N.D.	0.8	1
10905	Trichloroethene	79-01-6	N.D.	1	1
10905	Trichlorofluoromethane	75-69-4	N.D.	2	1
10905	1,2,3-Trichloropropane	96-18-4	N.D.	1	1
10905	1,2,4-Trimethylbenzene	95-63-6	N.D.	1	1
10905	1,3,5-Trimethylbenzene	108-67-8	N.D.	1	1
10905	Vinyl Chloride	75-01-4	N.D.	1	1
10905	m+p-Xylene	n.a.	N.D.	0.5	1
10905	o-Xylene	95-47-6	N.D.	0.5	1
GC Volatiles SW-846 8015B			ug/l	ug/l	
01728	TPH-GRO N. CA water C6-C12	n.a.	N.D.	50	1

General Sample Comments

State of California Lab Certification No. 2501

All QC is compliant unless otherwise noted. Please refer to the Quality Control Summary for overall QC performance data and associated samples.

Laboratory Sample Analysis Record

CAT No.	Analysis Name	Method	Trial#	Batch#	Analysis Date and Time	Analyst	Dilution Factor
10905	8260 Full List w/ Sep. Xylenes	SW-846 8260B	1	W111682AA	06/17/2011 19:31	Sara E Johnson	1
01163	GC/MS VOA Water Prep	SW-846 5030B	1	W111682AA	06/17/2011 19:31	Sara E Johnson	1
01728	TPH-GRO N. CA water C6-C12	SW-846 8015B	1	11165A07A	06/15/2011 00:48	Laura M Krieger	1
01146	GC VOA Water Prep	SW-846 5030B	1	11165A07A	06/15/2011 00:48	Laura M Krieger	1

Quality Control Summary

 Client Name: Chevron
 Reported: 06/22/11 at 02:28 PM

Group Number: 1250606

Matrix QC may not be reported if site-specific QC samples were not submitted. In these situations, to demonstrate precision and accuracy at a batch level, a LCS/LCSD was performed, unless otherwise specified in the method.

Laboratory Compliance Quality Control

<u>Analysis Name</u>	<u>Blank Result</u>	<u>Blank MDL</u>	<u>Report Units</u>	<u>LCS %REC</u>	<u>LCSD %REC</u>	<u>LCS/LCSD Limits</u>	<u>RPD</u>	<u>RPD Max</u>
Batch number: W111682AA	Sample number(s): 6310630,6310632,6310634-6310635,6310637							
Acetone	N.D.	6.	ug/l	160		49-234		
t-Amyl methyl ether	N.D.	0.5	ug/l	93		77-120		
Benzene	N.D.	0.5	ug/l	104		79-120		
Bromobenzene	N.D.	1.	ug/l	100		80-120		
Bromochloromethane	N.D.	1.	ug/l	98		80-120		
Bromodichloromethane	N.D.	1.	ug/l	100		80-120		
Bromoform	N.D.	1.	ug/l	97		61-120		
Bromomethane	N.D.	1.	ug/l	90		44-120		
2-Butanone	N.D.	3.	ug/l	109		66-151		
t-Butyl alcohol	N.D.	5.	ug/l	95		62-129		
n-Butylbenzene	N.D.	1.	ug/l	93		74-120		
sec-Butylbenzene	N.D.	1.	ug/l	98		78-120		
tert-Butylbenzene	N.D.	1.	ug/l	97		80-120		
Carbon Disulfide	N.D.	1.	ug/l	95		62-120		
Carbon Tetrachloride	N.D.	1.	ug/l	107		75-123		
Chlorobenzene	N.D.	0.8	ug/l	103		80-120		
Chloroethane	N.D.	1.	ug/l	88		49-129		
2-Chloroethyl Vinyl Ether	N.D.	2.	ug/l	65		56-129		
Chloroform	N.D.	0.8	ug/l	106		77-122		
Chloromethane	N.D.	1.	ug/l	74		60-129		
2-Chlorotoluene	N.D.	1.	ug/l	95		80-120		
4-Chlorotoluene	N.D.	1.	ug/l	101		80-120		
1,2-Dibromo-3-chloropropane	N.D.	2.	ug/l	93		56-126		
Dibromochloromethane	N.D.	1.	ug/l	101		80-120		
1,2-Dibromoethane	N.D.	0.5	ug/l	105		80-120		
Dibromomethane	N.D.	1.	ug/l	96		80-120		
1,2-Dichlorobenzene	N.D.	1.	ug/l	100		80-120		
1,3-Dichlorobenzene	N.D.	1.	ug/l	98		80-120		
1,4-Dichlorobenzene	N.D.	1.	ug/l	99		80-120		
Dichlorodifluoromethane	N.D.	2.	ug/l	78		47-120		
1,1-Dichloroethane	N.D.	1.	ug/l	102		79-120		
1,2-Dichloroethane	N.D.	0.5	ug/l	102		70-130		
1,1-Dichloroethene	N.D.	0.8	ug/l	107		74-123		
cis-1,2-Dichloroethene	N.D.	0.8	ug/l	104		80-120		
trans-1,2-Dichloroethene	N.D.	0.8	ug/l	109		80-120		
1,2-Dichloropropane	N.D.	1.	ug/l	91		78-120		
1,3-Dichloropropane	N.D.	1.	ug/l	101		80-120		
2,2-Dichloropropane	N.D.	1.	ug/l	107		77-124		
1,1-Dichloropropene	N.D.	1.	ug/l	101		80-120		
cis-1,3-Dichloropropene	N.D.	1.	ug/l	97		80-120		
trans-1,3-Dichloropropene	N.D.	1.	ug/l	100		79-120		
Ethanol	N.D.	50.	ug/l	69		54-149		
Ethyl t-butyl ether	N.D.	0.5	ug/l	91		76-120		
Ethylbenzene	N.D.	0.5	ug/l	102		79-120		
Freon 113	N.D.	2.	ug/l	99		69-128		
Hexachlorobutadiene	N.D.	2.	ug/l	90		58-120		

*- Outside of specification

- (1) The result for one or both determinations was less than five times the LOQ.
- (2) The unspiked result was more than four times the spike added.

Quality Control Summary

Client Name: Chevron

Group Number: 1250606

Reported: 06/22/11 at 02:28 PM

<u>Analysis Name</u>	<u>Blank Result</u>	<u>Blank MDL</u>	<u>Report Units</u>	<u>LCS %REC</u>	<u>LCSD %REC</u>	<u>LCS/LCSD Limits</u>	<u>RPD</u>	<u>RPD Max</u>
2-Hexanone	N.D.	3.	ug/l	92		65-136		
di-Isopropyl ether	N.D.	0.5	ug/l	80		71-124		
Isopropylbenzene	N.D.	1.	ug/l	103		77-120		
p-Isopropyltoluene	N.D.	1.	ug/l	97		80-120		
Methyl Tertiary Butyl Ether	N.D.	0.5	ug/l	98		76-120		
4-Methyl-2-pentanone	N.D.	3.	ug/l	79		70-121		
Methylene Chloride	N.D.	2.	ug/l	103		80-120		
Naphthalene	N.D.	1.	ug/l	83		62-120		
n-Propylbenzene	N.D.	1.	ug/l	98		80-120		
Styrene	N.D.	1.	ug/l	103		80-120		
1,1,1,2-Tetrachloroethane	N.D.	1.	ug/l	103		80-120		
1,1,2,2-Tetrachloroethane	N.D.	1.	ug/l	89		71-120		
Tetrachloroethene	N.D.	0.8	ug/l	106		80-121		
Toluene	N.D.	0.5	ug/l	104		79-120		
1,2,3-Trichlorobenzene	N.D.	1.	ug/l	89		65-120		
1,2,4-Trichlorobenzene	N.D.	1.	ug/l	84		67-120		
1,1,1-Trichloroethane	N.D.	0.8	ug/l	110		75-127		
1,1,2-Trichloroethane	N.D.	0.8	ug/l	99		80-120		
Trichloroethene	N.D.	1.	ug/l	102		80-120		
Trichlorofluoromethane	N.D.	2.	ug/l	91		64-129		
1,2,3-Trichloropropane	N.D.	1.	ug/l	99		80-120		
1,2,4-Trimethylbenzene	N.D.	1.	ug/l	100		74-120		
1,3,5-Trimethylbenzene	N.D.	1.	ug/l	104		75-120		
Vinyl Chloride	N.D.	1.	ug/l	83		65-125		
m+p-Xylene	N.D.	0.5	ug/l	103		80-120		
o-Xylene	N.D.	0.5	ug/l	99		80-120		
Batch number: W111691AA	Sample number(s):	6310630,6310635						
Tetrachloroethene	N.D.	0.8	ug/l	109	107	80-121	2	30
Batch number: 11165A07A	Sample number(s):	6310630,6310632,6310634-6310635,6310637						
TPH-GRO N. CA water C6-C12	N.D.	50.	ug/l	100	100	75-135	0	30
Batch number: 111650007A	Sample number(s):	6310630,6310632,6310635						
C11-C36	N.D.	50.	ug/l					
Total TPH	N.D.	50.	ug/l	110	102	60-120	7	20
Batch number: 111610020A	Sample number(s):	6310630,6310632,6310635						
Ethane	N.D.	1.0	ug/l	98		80-120		
Ethene	N.D.	1.0	ug/l	90		80-120		
Methane	N.D.	5.0	ug/l	98		80-120		
Batch number: 111615716001	Sample number(s):	6310631,6310633						
Iron	N.D.	52.2	ug/l	96		90-110		
Manganese	N.D.	0.84	ug/l	100		85-115		
Batch number: 111615716003	Sample number(s):	6310636						
Iron	N.D.	52.2	ug/l	100		90-110		
Manganese	N.D.	0.84	ug/l	100		85-115		
Batch number: 11159196901B	Sample number(s):	6310630,6310632,6310635						
Nitrate Nitrogen	N.D.	50.	ug/l	102	99	90-110	3	20
Sulfate	N.D.	300.	ug/l	110	109	90-110	0	20
Batch number: 11164049501A	Sample number(s):	6310630						
Total Organic Carbon	N.D.	500.	ug/l	105		91-113		
Batch number: 11164049501B	Sample number(s):	6310632,6310635						

*- Outside of specification

- (1) The result for one or both determinations was less than five times the LOQ.
- (2) The unspiked result was more than four times the spike added.

Quality Control Summary

 Client Name: Chevron Group Number: 1250606
 Reported: 06/22/11 at 02:28 PM

<u>Analysis Name</u>	<u>Blank Result</u>	<u>Blank MDL</u>	<u>Report Units</u>	<u>LCS %REC</u>	<u>LCSD %REC</u>	<u>LCS/LCSD Limits</u>	<u>RPD</u>	<u>RPD Max</u>
Total Organic Carbon	N.D.	500.	ug/l	105		91-113		
Batch number: 11164023001A	Sample number(s): 6310630,6310632,6310635							
Sulfide	N.D.	54.	ug/l	105		90-110		
Batch number: 11165020202A	Sample number(s): 6310630,6310632,6310635							
Alkalinity to pH 4.5	N.D.	460.	ug/l as CaCO3	99		98-103		

Sample Matrix Quality Control

 Unspiked (UNSPK) = the sample used in conjunction with the matrix spike
 Background (BKG) = the sample used in conjunction with the duplicate

<u>Analysis Name</u>	<u>MS %REC</u>	<u>MSD %REC</u>	<u>MS/MSD Limits</u>	<u>RPD</u>	<u>RPD MAX</u>	<u>BKG Conc</u>	<u>DUP Conc</u>	<u>DUP RPD</u>	<u>Dup RPD Max</u>
Batch number: W111682AA	Sample number(s): 6310630,6310632,6310634-6310635,6310637 UNSPK: P311627								
Acetone	83	82	52-139	1	30				
t-Amyl methyl ether	94	96	75-122	2	30				
Benzene	105	104	80-126	1	30				
Bromobenzene	102	104	82-115	1	30				
Bromochloromethane	101	100	83-123	1	30				
Bromodichloromethane	105	106	78-125	1	30				
Bromoform	98	100	60-121	2	30				
Bromomethane	99	99	38-149	0	30				
2-Butanone	76	77	57-138	2	30				
t-Butyl alcohol	89	100	67-119	11	30				
n-Butylbenzene	98	101	73-128	3	30				
sec-Butylbenzene	103	107	79-125	3	30				
tert-Butylbenzene	99	102	81-121	3	30				
Carbon Disulfide	102	101	67-135	1	30				
Carbon Tetrachloride	130	129	81-138	1	30				
Chlorobenzene	105	109	87-124	3	30				
Chloroethane	94	92	51-145	2	30				
2-Chloroethyl Vinyl Ether	0*	0*	10-151	0	30				
Chloroform	117	116	81-134	1	30				
Chloromethane	68	68	67-154	0	30				
2-Chlorotoluene	100	104	82-118	4	30				
4-Chlorotoluene	102	104	84-122	2	30				
1,2-Dibromo-3-chloropropane	93	95	54-134	2	30				
Dibromochloromethane	106	105	74-116	1	30				
1,2-Dibromoethane	103	107	77-116	4	30				
Dibromomethane	101	101	83-119	0	30				
1,2-Dichlorobenzene	103	101	84-119	2	30				
1,3-Dichlorobenzene	101	104	86-121	3	30				
1,4-Dichlorobenzene	103	102	85-121	1	30				
Dichlorodifluoromethane	105	107	52-129	3	30				
1,1-Dichloroethane	102	106	84-129	3	30				
1,2-Dichloroethane	111	114	66-141	3	30				
1,1-Dichloroethene	118	119	85-142	1	30				
cis-1,2-Dichloroethene	110	110	85-125	0	30				
trans-1,2-Dichloroethene	113	116	87-126	2	30				
1,2-Dichloropropane	88	89	83-124	1	30				
1,3-Dichloropropane	94	98	81-120	4	30				

*- Outside of specification

- (1) The result for one or both determinations was less than five times the LOQ.
- (2) The unspiked result was more than four times the spike added.

Quality Control Summary

 Client Name: Chevron
 Reported: 06/22/11 at 02:28 PM

Group Number: 1250606

Sample Matrix Quality Control

 Unspiked (UNSPK) = the sample used in conjunction with the matrix spike
 Background (BKG) = the sample used in conjunction with the duplicate

<u>Analysis Name</u>	<u>MS</u> <u>%REC</u>	<u>MSD</u> <u>%REC</u>	<u>MS/MSD</u> <u>Limits</u>	<u>RPD</u> <u>RPD</u>	<u>RPD</u> <u>MAX</u>	<u>BKG</u> <u>Conc</u>	<u>DUP</u> <u>Conc</u>	<u>DUP</u> <u>RPD</u>	<u>Dup RPD</u> <u>Max</u>
2,2-Dichloropropane	120	118	81-135	2	30				
1,1-Dichloropropene	110	112	86-137	2	30				
cis-1,3-Dichloropropene	97	96	75-125	1	30				
trans-1,3-Dichloropropene	96	101	74-119	5	30				
Ethanol	68	66	53-146	3	30				
Ethyl t-butyl ether	90	93	74-122	3	30				
Ethylbenzene	105	108	71-134	3	30				
Freon 113	126	126	89-148	0	30				
Hexachlorobutadiene	100	103	56-134	3	30				
2-Hexanone	74	77	55-127	3	30				
di-Isopropyl ether	75	76	70-129	1	30				
Isopropylbenzene	106	110	75-128	4	30				
p-Isopropyltoluene	104	105	76-123	1	30				
Methyl Tertiary Butyl Ether	102	103	72-126	1	30				
4-Methyl-2-pentanone	74	76	63-123	3	30				
Methylene Chloride	107	105	79-120	2	30				
Naphthalene	79	80	52-125	1	30				
n-Propylbenzene	104	104	74-134	1	30				
Styrene	104	105	78-125	1	30				
1,1,1,2-Tetrachloroethane	110	113	82-119	2	30				
1,1,2,2-Tetrachloroethane	84	87	72-128	3	30				
Tetrachloroethene	108	118	80-128	9	30				
Toluene	105	109	80-125	3	30				
1,2,3-Trichlorobenzene	89	90	69-119	1	30				
1,2,4-Trichlorobenzene	82	83	70-124	2	30				
1,1,1-Trichloroethane	130	131	80-143	1	30				
1,1,2-Trichloroethane	99	99	77-124	0	30				
Trichloroethene	111	112	88-133	1	30				
Trichlorofluoromethane	124	123	73-152	1	30				
1,2,3-Trichloropropane	98	98	76-118	0	30				
1,2,4-Trimethylbenzene	105	105	72-130	0	30				
1,3,5-Trimethylbenzene	110	111	72-131	1	30				
Vinyl Chloride	85	87	66-133	2	30				
m+p-Xylene	108	110	79-125	2	30				
o-Xylene	102	105	79-125	3	30				

Batch number: 111610020A Sample number(s): 6310630,6310632,6310635 UNSPK: P309586

Ethane	59	56	34-153	6	20				
Ethene	61	54	35-162	11	20				
Methane	63	60	35-157	5	20				

Batch number: 111615716001 Sample number(s): 6310631,6310633 UNSPK: P310144 BKG: P310144

Iron	92	94	70-130	2	20	N.D.	N.D.	0 (1)	20
Manganese	91	92	70-130	1	20	22.3	21.7	3 (1)	20

Batch number: 111615716003 Sample number(s): 6310636 UNSPK: P311382 BKG: P311382

Iron	91		70-130		229	222		3 (1)	20
Manganese	104 (2)		70-130		2,050	2,010		2	20

Batch number: 11159196901B Sample number(s): 6310630,6310632,6310635 UNSPK: P308979 BKG: P308979

Nitrate Nitrogen	110		90-110		4,000	3,900		3 (1)	20
Sulfate	129*		90-110		427,000	422,000		1	20

*- Outside of specification

- (1) The result for one or both determinations was less than five times the LOQ.
- (2) The unspiked result was more than four times the spike added.

Quality Control Summary

 Client Name: Chevron
 Reported: 06/22/11 at 02:28 PM

Group Number: 1250606

Sample Matrix Quality Control

 Unspiked (UNSPK) = the sample used in conjunction with the matrix spike
 Background (BKG) = the sample used in conjunction with the duplicate

<u>Analysis Name</u>	<u>MS</u> <u>%REC</u>	<u>MSD</u> <u>%REC</u>	<u>MS/MSD</u> <u>Limits</u>	<u>RPD</u> <u>RPD</u>	<u>RPD</u> <u>MAX</u>	<u>BKG</u> <u>Conc</u>	<u>DUP</u> <u>Conc</u>	<u>DUP</u> <u>RPD</u>	<u>Dup RPD</u> <u>Max</u>
Batch number: 11164049501A Total Organic Carbon	115		63-142	UNSPK:	P309675	BKG: P309675 2,060,000	2,060,000	0	3
Batch number: 11164049501B Total Organic Carbon	102		63-142	UNSPK:	P310934	BKG: P310934 13,100	13,000	1	3
Batch number: 11164023001A Sulfide	78	79	50-130	1	10	73	67	8* (1)	5
Batch number: 11165020202A Alkalinity to pH 4.5 Alkalinity to pH 8.3	99		73-121			168,000 N.D.	169,000 N.D.	0 0 (1)	5 5

Surrogate Quality Control

Surrogate recoveries which are outside of the QC window are confirmed unless attributed to dilution or otherwise noted on the Analysis Report.

 Analysis Name: VOCs by 8260B(Extended) -Water
 Batch number: W111682AA

	Dibromofluoromethane	1,2-Dichloroethane-d4	Toluene-d8	4-Bromofluorobenzene
6310630	101	101	101	97
6310632	101	103	102	98
6310634	97	94	102	99
6310635	103	101	101	98
6310637	99	101	102	97
Blank	97	103	103	99
LCS	97	101	103	104
MS	102	99	103	105
MSD	102	102	104	105
Limits:	80-116	77-113	80-113	78-113

 Analysis Name: 8260 Master Scan (water)
 Batch number: W111691AA

	Dibromofluoromethane	1,2-Dichloroethane-d4	Toluene-d8	4-Bromofluorobenzene
Blank	101	100	101	98
LCS	101	103	103	105
LCSD	102	101	104	108
Limits:	80-116	77-113	80-113	78-113

 Analysis Name: TPH-GRO N. CA water C6-C12
 Batch number: 11165A07A

	Trifluorotoluene-F
6310630	91
6310632	117

*- Outside of specification

- (1) The result for one or both determinations was less than five times the LOQ.
- (2) The unspiked result was more than four times the spike added.

Quality Control Summary

Client Name: Chevron
Reported: 06/22/11 at 02:28 PM

Group Number: 1250606

Surrogate Quality Control

6310634	88
6310635	91
6310637	92
Blank	92
LCS	101
LCSD	100

Limits: 63-135

Analysis Name: Volatile Headspace Hydrocarbon
Batch number: 111610020A
Propene

6310630	49
6310632	50
6310635	49
Blank	81
LCS	90
MS	52
MSD	49

Limits: 42-131

Analysis Name: Custom TPH with Ranges (Water)
Batch number: 111650007A
Chlorobenzene Orthoterphenyl

6310630	93	112
6310632	92	111
6310635	91	108
Blank	94	117
LCS	89	130
LCSD	83	115

Limits: 28-152 52-131

*- Outside of specification

- (1) The result for one or both determinations was less than five times the LOQ.
- (2) The unspiked result was more than four times the spike added.

Chevron California Region Analysis Request/Chain of Custody



252845

Acct #: 11964 For Lancaster Laboratories use only
 Sample #: 6310630-37

SCR#: _____

1250606

Facility #: <u>206265</u> Site Address: <u>1520 Powell St. Emeryville, CA</u> Chevron PM: <u>Tom Bahns</u> Lead Consultant: <u>ARCADIS</u> Consultant/Office: <u>Walnut Creek, CA</u> Consultant Prj. Mgr.: <u>Jan Wagner</u> Consultant Phone #: <u>925.296.7819</u> Fax #: <u>925.274.1103</u> Sampler: <u>NA/SK</u> Service Order #: _____ <input type="checkbox"/> Non SAR: _____							Analyses Requested																
							Preservation Codes																
							H = HCl T = Thiosulfate N = HNO ₃ B = NaOH S = H ₂ SO ₄ O = Other																
							<input type="checkbox"/> J value reporting needed <input type="checkbox"/> Must meet lowest detection limits possible for 8260 compounds 8021 MTBE Confirmation <input type="checkbox"/> Confirm highest hit by 8260 <input type="checkbox"/> Confirm all hits by 8260 <input type="checkbox"/> Run ____ oxy's on highest hit <input type="checkbox"/> Run ____ oxy's on all hits																
							BTEX + MTBE 8260 <input type="checkbox"/> 8021 <input type="checkbox"/> TPH 8015 MOD GRO TPH 8015 MOD DRO <input checked="" type="checkbox"/> Silica Gel Cleanup 8260 full scan Oxygenates Lead 7420 <input type="checkbox"/> 7421 <input type="checkbox"/> <u>Metals</u> <u>1-2 Metals CP Fe+Mn</u> <u>Sulfate + Nitrate Nitrogen</u> <u>Sulfide SM4500S2-P</u> <u>Bicarbonate Alkalinity</u> <u>TOC SM5310C</u>																
Field Point Name	Matrix	Repeat Sample	Top Depth	Year Month Day	Time Collected	New Field Pt.	Grab	Composite	Total Number of Containers	BTEX + MTBE 8260	8021	TPH 8015 MOD GRO	TPH 8015 MOD DRO	8260 full scan	Oxygenates	Lead 7420	7421	Metals	1-2 Metals CP Fe+Mn	Sulfate + Nitrate Nitrogen	Sulfide SM4500S2-P	Bicarbonate Alkalinity	TOC SM5310C
MW-19A	W			2011 06 08	0950		<input checked="" type="checkbox"/>		16	<input checked="" type="checkbox"/>	<input checked="" type="checkbox"/>	<input checked="" type="checkbox"/>	<input checked="" type="checkbox"/>	<input checked="" type="checkbox"/>	<input checked="" type="checkbox"/>	<input checked="" type="checkbox"/>	<input checked="" type="checkbox"/>	<input checked="" type="checkbox"/>	<input checked="" type="checkbox"/>	<input checked="" type="checkbox"/>	<input checked="" type="checkbox"/>	<input checked="" type="checkbox"/>	<input checked="" type="checkbox"/>
MW-X3	W			2011 06 07	1530		<input checked="" type="checkbox"/>		16	<input checked="" type="checkbox"/>	<input checked="" type="checkbox"/>	<input checked="" type="checkbox"/>	<input checked="" type="checkbox"/>	<input checked="" type="checkbox"/>	<input checked="" type="checkbox"/>	<input checked="" type="checkbox"/>	<input checked="" type="checkbox"/>	<input checked="" type="checkbox"/>	<input checked="" type="checkbox"/>	<input checked="" type="checkbox"/>	<input checked="" type="checkbox"/>	<input checked="" type="checkbox"/>	<input checked="" type="checkbox"/>
TB-2010060801W	W			2011 06 08	-		<input checked="" type="checkbox"/>		2	<input checked="" type="checkbox"/>	<input checked="" type="checkbox"/>	<input checked="" type="checkbox"/>	<input checked="" type="checkbox"/>	<input checked="" type="checkbox"/>	<input checked="" type="checkbox"/>	<input checked="" type="checkbox"/>	<input checked="" type="checkbox"/>	<input checked="" type="checkbox"/>	<input checked="" type="checkbox"/>	<input checked="" type="checkbox"/>	<input checked="" type="checkbox"/>	<input checked="" type="checkbox"/>	<input checked="" type="checkbox"/>
Comments / Remarks * Field Filtered DRO = C11-C36 per L. Kwong 8/6/10/11																							

Turnaround Time Requested (TAT) (please circle)

STD. TAT 24 hour 72 hour 48 hour 5 day

Data Package Options (please circle if required)

QC Summary Type I - Full
 Type VI (Raw Data) Coelt Deliverable not needed
 WIP (RWQCB)
 Disk

Relinquished by:	<u>[Signature]</u>	Date:	<u>6/8/11</u>	Time:	<u>15:00</u>	Received by:	<u>[Signature]</u>	Date:	<u>6/8/11</u>	Time:	<u>1530</u>
Relinquished by:	<u>[Signature]</u>	Date:	<u>6/8/11</u>	Time:	<u>1615</u>	Received by:	<u>FE</u>	Date:		Time:	
Relinquished by:	_____	Date:		Time:		Received by:	_____	Date:		Time:	
Relinquished by Commercial Carrier:	UPS <input checked="" type="checkbox"/> FedEx <input checked="" type="checkbox"/> Other _____	Date:		Time:		Received by:	<u>[Signature]</u>	Date:	<u>6-9-11</u>	Time:	<u>0905</u>
Temperature Upon Receipt:	<u>27.1.6 C°</u>					Custody Seals Intact?	<input checked="" type="checkbox"/> Yes <input type="checkbox"/> No				

Chevron California Region Analysis Request/Chain of Custody



252847

For Lancaster Laboratories use only
 Acct. #: 11964 Sample #: 6310630-37 SCR#:

Facility #: <u>206265</u> Site Address: <u>1520 Pound St, Emeryville, CA</u> Chevron PM: <u>Tom Bauls</u> Lead Consultant: <u>ARCADIS</u> Consultant/Office: <u>Walnut Creek, CA</u> Consultant Prj. Mgr.: <u>Jen Wogler</u> Consultant Phone #: <u>925.296.7819</u> Fax #: <u>925.294.1103</u> Sampler: <u>NA/SK</u> Service Order #: _____ <input type="checkbox"/> Non SAR: _____							Analyses Requested Preservation Codes: <u>H N O</u> H = HCl T = Thiosulfate N = HNO ₃ B = NaOH S = H ₂ SO ₄ O = Other										<u>1250606</u>				
							Grab	Composite	Total Number of Containers	BTX + MTBE 8260 <input type="checkbox"/> 8021 <input type="checkbox"/>	TPH 8015 MOD GRO	TPH 8015 MOD DRO <input checked="" type="checkbox"/> Silica Gel Cleanup	8260 full scan	Oxygenates	Lead 7420 <input type="checkbox"/> 7421 <input type="checkbox"/>	<u>Nalco/Ethanol/Ethanol (SK-ITS)</u>	<u>12 Metals/ICP (EPA 8210) by EPA 8000</u>	<u>Sulfate (EPA 8000) by EPA 8000</u>	<u>Sulfide by SM65002-D</u>	<u>BiCarbonate (includes Alkalinity) by SM23008</u>	<u>TOC by SM5310C</u>
Field Point Name		Matrix	Repeat Sample	Top Depth	Year Month Day		Time Collected	New Field Pt.													
MW-X8		W			2011 06 08		1200		X		16	X	X	X	X	X	X	X	X	X	
TB-20110608-02		W			2011 06 08		-			2	X	X									
Comments / Remarks * Field Filtered DRO = C ₁₁ -C ₃₆ per L. Kwong jmp 6/10/11																					
Turnaround Time Requested (TAT) (please circle) <u>STD. TAT</u> 24 hour 72 hour 48 hour 4 day 5 day								Relinquished by: <u>[Signature]</u> Date: <u>6/8/11</u> Time: <u>1500</u>				Received by: <u>[Signature]</u> Date: <u>6/8/11</u> Time: <u>1530</u>									
Data Package Options (please circle if required) QC Summary Type I - Full <input type="checkbox"/> Coelt Deliverable not needed Type VI (Raw Data) <input type="checkbox"/> WIP (RWQCB) Disk								Relinquished by: _____ Date: _____ Time: _____				Received by: _____ Date: _____ Time: _____									
Relinquished by Commercial Carrier: UPS <input checked="" type="checkbox"/> FedEx _____ Other _____								Received by: <u>[Signature]</u> Date: <u>6-9-11</u> Time: <u>0905</u>				Temperature Upon Receipt: <u>1.6 ± 27°C</u> Custody Seals Intact? <input checked="" type="checkbox"/> Yes <input type="checkbox"/> No									

Explanation of Symbols and Abbreviations

The following defines common symbols and abbreviations used in reporting technical data:

RL	Reporting Limit	BMQL	Below Minimum Quantitation Level
N.D.	none detected	MPN	Most Probable Number
TNTC	Too Numerous To Count	CP Units	cobalt-chloroplatinate units
IU	International Units	NTU	nephelometric turbidity units
umhos/cm	micromhos/cm	ng	nanogram(s)
C	degrees Celsius	F	degrees Fahrenheit
meq	milliequivalents	lb.	pound(s)
g	gram(s)	kg	kilogram(s)
ug	microgram(s)	mg	milligram(s)
ml	milliliter(s)	l	liter(s)
m3	cubic meter(s)	ul	microliter(s)
<	less than - The number following the sign is the <u>limit of quantitation</u> , the smallest amount of analyte which can be reliably determined using this specific test.		
>	greater than		
J	estimated value – The result is \geq the Method Detection Limit (MDL) and $<$ the Limit of Quantitation (LOQ).		
ppm	parts per million - One ppm is equivalent to one milligram per kilogram (mg/kg), or one gram per million grams. For aqueous liquids, ppm is usually taken to be equivalent to milligrams per liter (mg/l), because one liter of water has a weight very close to a kilogram. For gases or vapors, one ppm is equivalent to one microliter of gas per liter of gas.		
ppb	parts per billion		
Dry weight basis	Results printed under this heading have been adjusted for moisture content. This increases the analyte weight concentration to approximate the value present in a similar sample without moisture. All other results are reported on an as-received basis.		

U.S. EPA CLP Data Qualifiers:

Organic Qualifiers	Inorganic Qualifiers
A TIC is a possible aldol-condensation product	B Value is $<$ CRDL, but \geq IDL
B Analyte was also detected in the blank	E Estimated due to interference
C Pesticide result confirmed by GC/MS	M Duplicate injection precision not met
D Compound quantitated on a diluted sample	N Spike sample not within control limits
E Concentration exceeds the calibration range of the instrument	S Method of standard additions (MSA) used for calculation
N Presumptive evidence of a compound (TICs only)	U Compound was not detected
P Concentration difference between primary and confirmation columns $>$ 25%	W Post digestion spike out of control limits
U Compound was not detected	* Duplicate analysis not within control limits
X,Y,Z Defined in case narrative	+ Correlation coefficient for MSA $<$ 0.995

Analytical test results meet all requirements of NELAC unless otherwise noted under the individual analysis.

Measurement uncertainty values, as applicable, are available upon request.

Tests results relate only to the sample tested. Clients should be aware that a critical step in a chemical or microbiological analysis is the collection of the sample. Unless the sample analyzed is truly representative of the bulk of material involved, the test results will be meaningless. If you have questions regarding the proper techniques of collecting samples, please contact us. We cannot be held responsible for sample integrity, however, unless sampling has been performed by a member of our staff. This report shall not be reproduced except in full, without the written approval of the laboratory.

WARRANTY AND LIMITS OF LIABILITY - In accepting analytical work, we warrant the accuracy of test results for the sample as submitted. THE FOREGOING EXPRESS WARRANTY IS EXCLUSIVE AND IS GIVEN IN LIEU OF ALL OTHER WARRANTIES, EXPRESSED OR IMPLIED. WE DISCLAIM ANY OTHER WARRANTIES, EXPRESSED OR IMPLIED, INCLUDING A WARRANTY OF FITNESS FOR PARTICULAR PURPOSE AND WARRANTY OF MERCHANTABILITY. IN NO EVENT SHALL LANCASTER LABORATORIES BE LIABLE FOR INDIRECT, SPECIAL, CONSEQUENTIAL, OR INCIDENTAL DAMAGES INCLUDING, BUT NOT LIMITED TO, DAMAGES FOR LOSS OF PROFIT OR GOODWILL REGARDLESS OF (A) THE NEGLIGENCE (EITHER SOLE OR CONCURRENT) OF LANCASTER LABORATORIES AND (B) WHETHER LANCASTER LABORATORIES HAS BEEN INFORMED OF THE POSSIBILITY OF SUCH DAMAGES. We accept no legal responsibility for the purposes for which the client uses the test results. No purchase order or other order for work shall be accepted by Lancaster Laboratories which includes any conditions that vary from the Standard Terms and Conditions, and Lancaster hereby objects to any conflicting terms contained in any acceptance or order submitted by client.

ANALYTICAL RESULTS

Prepared by:

Lancaster Laboratories
2425 New Holland Pike
Lancaster, PA 17605-2425

Prepared for:

Chevron
6001 Bollinger Canyon Rd L4310
San Ramon CA 94583

June 22, 2011

Project: 206265

Submittal Date: 06/10/2011
Group Number: 1250856
PO Number: 0015075168
Release Number: BAUHS
State of Sample Origin: CA

<u>Client Sample Description</u>	<u>Lancaster Labs (LLI) #</u>
MW-17-W-110609 Grab Water	6312121
MW-17-W-110609 Filtered Grab Water	6312122
MW-X6-W-110608 Grab Water	6312123
MW-X6-W-110608 Filtered Grab Water	6312124
MW-X9-W-110609 Grab Water	6312125
MW-X9-W-110609 Filtered Grab Water	6312126
MW-X9-WD-110609 Grab Water	6312127
MW-X9-WD-110609 Filtered Grab Water	6312128
MW-X2-W-110609 Grab Water	6312129
MW-X2-W-110609 Filtered Grab Water	6312130
QA-T-110609 NA Water	6312131

The specific methodologies used in obtaining the enclosed analytical results are indicated on the Laboratory Sample Analysis Record.

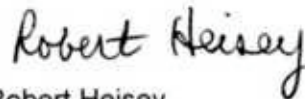
ELECTRONIC Arcadis
COPY TO
ELECTRONIC Arcadis BBL
COPY TO

Attn: Angeline Tan

Attn: Jennifer Wagler

Questions? Contact your Client Services Representative
Elizabeth A Leonhardt at (510) 232-8894

Respectfully Submitted,



Robert Heisey
Senior Specialist

Sample Description: MW-17-W-110609 Grab Water
Facility# 206265 BBLW
1520 Powell St-Emeryville SLT2007076 MW-17

LLI Sample # WW 6312121
LLI Group # 1250856
Account # 11964

Project Name: 206265

Collected: 06/09/2011 08:30 by NA

Chevron

6001 Bollinger Canyon Rd L4310

Submitted: 06/10/2011 10:00

San Ramon CA 94583

Reported: 06/22/2011 10:33

26518

CAT No.	Analysis Name	CAS Number	As Received Result	As Received Method Detection Limit	Dilution Factor
GC/MS Volatiles SW-846 8260B			ug/l	ug/l	
10905	Acetone	67-64-1	N.D.	6	1
10905	t-Amyl methyl ether	994-05-8	N.D.	0.5	1
10905	Benzene	71-43-2	N.D.	0.5	1
10905	Bromobenzene	108-86-1	N.D.	1	1
10905	Bromochloromethane	74-97-5	N.D.	1	1
10905	Bromodichloromethane	75-27-4	N.D.	1	1
10905	Bromoform	75-25-2	N.D.	1	1
10905	Bromomethane	74-83-9	N.D.	1	1
10905	2-Butanone	78-93-3	N.D.	3	1
10905	t-Butyl alcohol	75-65-0	N.D.	5	1
10905	n-Butylbenzene	104-51-8	N.D.	1	1
10905	sec-Butylbenzene	135-98-8	N.D.	1	1
10905	tert-Butylbenzene	98-06-6	N.D.	1	1
10905	Carbon Disulfide	75-15-0	N.D.	1	1
10905	Carbon Tetrachloride	56-23-5	N.D.	1	1
10905	Chlorobenzene	108-90-7	N.D.	0.8	1
10905	Chloroethane	75-00-3	N.D.	1	1
10905	2-Chloroethyl Vinyl Ether	110-75-8	N.D.	2	1
2-Chloroethyl vinyl ether may not be recovered if acid was used to preserve this sample.					
10905	Chloroform	67-66-3	N.D.	0.8	1
10905	Chloromethane	74-87-3	N.D.	1	1
10905	2-Chlorotoluene	95-49-8	N.D.	1	1
10905	4-Chlorotoluene	106-43-4	N.D.	1	1
10905	1,2-Dibromo-3-chloropropane	96-12-8	N.D.	2	1
10905	Dibromochloromethane	124-48-1	N.D.	1	1
10905	1,2-Dibromoethane	106-93-4	N.D.	0.5	1
10905	Dibromomethane	74-95-3	N.D.	1	1
10905	1,2-Dichlorobenzene	95-50-1	N.D.	1	1
10905	1,3-Dichlorobenzene	541-73-1	N.D.	1	1
10905	1,4-Dichlorobenzene	106-46-7	N.D.	1	1
10905	Dichlorodifluoromethane	75-71-8	N.D.	2	1
10905	1,1-Dichloroethane	75-34-3	N.D.	1	1
10905	1,2-Dichloroethane	107-06-2	N.D.	0.5	1
10905	1,1-Dichloroethene	75-35-4	N.D.	0.8	1
10905	cis-1,2-Dichloroethene	156-59-2	1	0.8	1
10905	trans-1,2-Dichloroethene	156-60-5	N.D.	0.8	1
10905	1,2-Dichloropropane	78-87-5	N.D.	1	1
10905	1,3-Dichloropropane	142-28-9	N.D.	1	1
10905	2,2-Dichloropropane	594-20-7	N.D.	1	1
10905	1,1-Dichloropropene	563-58-6	N.D.	1	1
10905	cis-1,3-Dichloropropene	10061-01-5	N.D.	1	1
10905	trans-1,3-Dichloropropene	10061-02-6	N.D.	1	1
10905	Ethanol	64-17-5	N.D.	50	1
10905	Ethyl t-butyl ether	637-92-3	N.D.	0.5	1
10905	Ethylbenzene	100-41-4	N.D.	0.5	1
10905	Freon 113	76-13-1	N.D.	2	1
10905	Hexachlorobutadiene	87-68-3	N.D.	2	1
10905	2-Hexanone	591-78-6	N.D.	3	1
10905	di-Isopropyl ether	108-20-3	N.D.	0.5	1

Sample Description: MW-17-W-110609 Grab Water
Facility# 206265 BBLW
1520 Powell St-Emeryville SLT2007076 MW-17

LLI Sample # WW 6312121
LLI Group # 1250856
Account # 11964

Project Name: 206265

Collected: 06/09/2011 08:30 by NA

Chevron

6001 Bollinger Canyon Rd L4310
San Ramon CA 94583

Submitted: 06/10/2011 10:00

Reported: 06/22/2011 10:33

26518

CAT No.	Analysis Name	CAS Number	As Received Result	As Received Method Detection Limit	Dilution Factor
GC/MS Volatiles SW-846 8260B			ug/l	ug/l	
10905	Isopropylbenzene	98-82-8	N.D.	1	1
10905	p-Isopropyltoluene	99-87-6	N.D.	1	1
10905	Methyl Tertiary Butyl Ether	1634-04-4	N.D.	0.5	1
10905	4-Methyl-2-pentanone	108-10-1	N.D.	3	1
10905	Methylene Chloride	75-09-2	N.D.	2	1
10905	Naphthalene	91-20-3	N.D.	1	1
10905	n-Propylbenzene	103-65-1	N.D.	1	1
10905	Styrene	100-42-5	N.D.	1	1
10905	1,1,1,2-Tetrachloroethane	630-20-6	N.D.	1	1
10905	1,1,2,2-Tetrachloroethane	79-34-5	N.D.	1	1
10905	Tetrachloroethene	127-18-4	5	0.8	1
10905	Toluene	108-88-3	N.D.	0.5	1
10905	1,2,3-Trichlorobenzene	87-61-6	N.D.	1	1
10905	1,2,4-Trichlorobenzene	120-82-1	N.D.	1	1
10905	1,1,1-Trichloroethane	71-55-6	N.D.	0.8	1
10905	1,1,2-Trichloroethane	79-00-5	N.D.	0.8	1
10905	Trichloroethene	79-01-6	7	1	1
10905	Trichlorofluoromethane	75-69-4	N.D.	2	1
10905	1,2,3-Trichloropropane	96-18-4	N.D.	1	1
10905	1,2,4-Trimethylbenzene	95-63-6	N.D.	1	1
10905	1,3,5-Trimethylbenzene	108-67-8	N.D.	1	1
10905	Vinyl Chloride	75-01-4	N.D.	1	1
10905	m+p-Xylene	n.a.	N.D.	0.5	1
10905	o-Xylene	95-47-6	N.D.	0.5	1
GC Volatiles SW-846 8015B			ug/l	ug/l	
01728	TPH-GRO N. CA water C6-C12	n.a.	N.D.	50	1
GC Extractable TPH SW-846 8015B modified			ug/l	ug/l	
02740	C11-C36	n.a.	N.D.	48	1
02740	Total TPH	n.a.	N.D.	48	1
GC Miscellaneous RSKSOP-175 08/11/94 modified			ug/l	ug/l	
07105	Ethane	74-84-0	N.D.	1.0	1
07105	Ethene	74-85-1	N.D.	1.0	1
07105	Methane	74-82-8	N.D.	5.0	1
Wet Chemistry EPA 300.0			ug/l	ug/l	
00368	Nitrate Nitrogen	14797-55-8	2,700	250	5
00228	Sulfate	14808-79-8	51,100	1,500	5
SM20 5310 C			ug/l	ug/l	
00273	Total Organic Carbon	n.a.	1,800	500	1
SM20 2320 B			ug/l as CaCO3	ug/l as CaCO3	



Analysis Report

2425 New Holland Pike, PO Box 12425, Lancaster, PA 17605-2425 • 717-656-2300 Fax: 717-656-2681 • www.lancasterlabs.com

Sample Description: MW-17-W-110609 Grab Water
Facility# 206265 BBLW
1520 Powell St-Emeryville SLT2007076 MW-17

LLI Sample # WW 6312121
LLI Group # 1250856
Account # 11964

Project Name: 206265

Collected: 06/09/2011 08:30 by NA

Chevron

6001 Bollinger Canyon Rd L4310
San Ramon CA 94583

Submitted: 06/10/2011 10:00

Reported: 06/22/2011 10:33

26518

CAT No.	Analysis Name	CAS Number	As Received Result	As Received Method Detection Limit	Dilution Factor
Wet Chemistry SM20 2320 B			ug/l as CaCO3	ug/l as CaCO3	
00202	Alkalinity to pH 4.5	n.a.	112,000	460	1
00201	Alkalinity to pH 8.3	n.a.	N.D.	460	1
01454	Bicarbonate Alkalinity	n.a.	112,000	460	1
SM20 4500 S2 D			ug/l	ug/l	
00230	Sulfide	18496-25-8	N.D.	54	1

General Sample Comments

State of California Lab Certification No. 2501

All QC is compliant unless otherwise noted. Please refer to the Quality Control Summary for overall QC performance data and associated samples.

Laboratory Sample Analysis Record

CAT No.	Analysis Name	Method	Trial#	Batch#	Analysis Date and Time	Analyst	Dilution Factor
10905	8260 Full List w/ Sep. Xylenes	SW-846 8260B	1	W111682AA	06/17/2011 22:44	Sara E Johnson	1
01163	GC/MS VOA Water Prep	SW-846 5030B	1	W111682AA	06/17/2011 22:44	Sara E Johnson	1
01728	TPH-GRO N. CA water C6-C12	SW-846 8015B	1	11165B07A	06/15/2011 17:43	Laura M Krieger	1
01146	GC VOA Water Prep	SW-846 5030B	1	11165B07A	06/15/2011 17:43	Laura M Krieger	1
02740	Custom TPH with Ranges (Water)	SW-846 8015B modified	1	111650007A	06/16/2011 15:11	Heather E Williams	1
07105	Volatile Headspace Hydrocarbon	RSKSOP-175 08/11/94 modified	1	111660028A	06/15/2011 17:38	Elizabeth J Marin	1
11181	Custom TPH w/ Ranges Water Ext	SW-846 3510C	1	111650007A	06/14/2011 17:30	Kathryn I DeHaven	1
00368	Nitrate Nitrogen	EPA 300.0	1	11161196601A	06/10/2011 20:21	Ashley M Adams	5
00228	Sulfate	EPA 300.0	1	11161196601A	06/20/2011 01:06	Ashley M Adams	5
00273	Total Organic Carbon	SM20 5310 C	1	11165049502A	06/14/2011 01:44	James S Mathiot	1
00202	Alkalinity to pH 4.5	SM20 2320 B	1	11170020201A	06/19/2011 07:04	Susan A Engle	1
00201	Alkalinity to pH 8.3	SM20 2320 B	1	11170020201A	06/19/2011 07:04	Susan A Engle	1
01454	Bicarbonate Alkalinity	SM20 2320 B	1	11170020201A	06/19/2011 07:04	Susan A Engle	1
00230	Sulfide	SM20 4500 S2 D	1	11166023001A	06/15/2011 09:30	Michele L Graham	1



Analysis Report

2425 New Holland Pike, PO Box 12425, Lancaster, PA 17605-2425 • 717-656-2300 Fax: 717-656-2681 • www.lancasterlabs.com

Sample Description: MW-17-W-110609 Filtered Grab Water
Facility# 206265 BBLW
1520 Powell St-Emeryville SLT2007076 MW-17

LLI Sample # WW 6312122
LLI Group # 1250856
Account # 11964

Project Name: 206265

Collected: 06/09/2011 08:30 by NA

Chevron

6001 Bollinger Canyon Rd L4310
San Ramon CA 94583

Submitted: 06/10/2011 10:00

Reported: 06/22/2011 10:33

CAT No.	Analysis Name	CAS Number	As Received Result	As Received Method Detection Limit	Dilution Factor
Metals Dissolved					
		EPA 200.7 rev 4.4	ug/l	ug/l	
01754	Iron	7439-89-6	N.D.	14.1	1
07058	Manganese	7439-96-5	63.7	0.44	1

General Sample Comments

State of California Lab Certification No. 2501
This sample was field filtered for dissolved metals.

All QC is compliant unless otherwise noted. Please refer to the Quality Control Summary for overall QC performance data and associated samples.

Laboratory Sample Analysis Record

CAT No.	Analysis Name	Method	Trial#	Batch#	Analysis Date and Time	Analyst	Dilution Factor
01754	Iron	EPA 200.7 rev 4.4	1	111645716001	06/20/2011 17:31	John P Hook	1
07058	Manganese	EPA 200.7 rev 4.4	1	111645716001	06/20/2011 17:31	John P Hook	1
05716	EPA 600 ICP Digest (tot rec)	EPA 200.7 rev 4.4	1	111645716001	06/13/2011 21:00	Mirit S Shenouda	1

Sample Description: MW-X6-W-110608 Grab Water
Facility# 206265 BBLW
1520 Powell St-Emeryville SLT2007076 MW-X6

LLI Sample # WW 6312123
LLI Group # 1250856
Account # 11964

Project Name: 206265

Collected: 06/08/2011 14:50 by NA

Chevron

6001 Bollinger Canyon Rd L4310
San Ramon CA 94583

Submitted: 06/10/2011 10:00

Reported: 06/22/2011 10:33

265X6

CAT No.	Analysis Name	CAS Number	As Received Result	As Received Method Detection Limit	Dilution Factor
GC/MS Volatiles SW-846 8260B			ug/l	ug/l	
10905	Acetone	67-64-1	N.D.	6	1
10905	t-Amyl methyl ether	994-05-8	N.D.	0.5	1
10905	Benzene	71-43-2	N.D.	0.5	1
10905	Bromobenzene	108-86-1	N.D.	1	1
10905	Bromochloromethane	74-97-5	N.D.	1	1
10905	Bromodichloromethane	75-27-4	N.D.	1	1
10905	Bromoform	75-25-2	N.D.	1	1
10905	Bromomethane	74-83-9	N.D.	1	1
10905	2-Butanone	78-93-3	N.D.	3	1
10905	t-Butyl alcohol	75-65-0	N.D.	5	1
10905	n-Butylbenzene	104-51-8	N.D.	1	1
10905	sec-Butylbenzene	135-98-8	N.D.	1	1
10905	tert-Butylbenzene	98-06-6	N.D.	1	1
10905	Carbon Disulfide	75-15-0	N.D.	1	1
10905	Carbon Tetrachloride	56-23-5	N.D.	1	1
10905	Chlorobenzene	108-90-7	N.D.	0.8	1
10905	Chloroethane	75-00-3	N.D.	1	1
10905	2-Chloroethyl Vinyl Ether	110-75-8	N.D.	2	1
2-Chloroethyl vinyl ether may not be recovered if acid was used to preserve this sample.					
10905	Chloroform	67-66-3	N.D.	0.8	1
10905	Chloromethane	74-87-3	N.D.	1	1
10905	2-Chlorotoluene	95-49-8	N.D.	1	1
10905	4-Chlorotoluene	106-43-4	N.D.	1	1
10905	1,2-Dibromo-3-chloropropane	96-12-8	N.D.	2	1
10905	Dibromochloromethane	124-48-1	N.D.	1	1
10905	1,2-Dibromoethane	106-93-4	N.D.	0.5	1
10905	Dibromomethane	74-95-3	N.D.	1	1
10905	1,2-Dichlorobenzene	95-50-1	N.D.	1	1
10905	1,3-Dichlorobenzene	541-73-1	N.D.	1	1
10905	1,4-Dichlorobenzene	106-46-7	1	1	1
10905	Dichlorodifluoromethane	75-71-8	N.D.	2	1
10905	1,1-Dichloroethane	75-34-3	N.D.	1	1
10905	1,2-Dichloroethane	107-06-2	N.D.	0.5	1
10905	1,1-Dichloroethene	75-35-4	N.D.	0.8	1
10905	cis-1,2-Dichloroethene	156-59-2	1	0.8	1
10905	trans-1,2-Dichloroethene	156-60-5	N.D.	0.8	1
10905	1,2-Dichloropropane	78-87-5	N.D.	1	1
10905	1,3-Dichloropropane	142-28-9	N.D.	1	1
10905	2,2-Dichloropropane	594-20-7	N.D.	1	1
10905	1,1-Dichloropropene	563-58-6	N.D.	1	1
10905	cis-1,3-Dichloropropene	10061-01-5	N.D.	1	1
10905	trans-1,3-Dichloropropene	10061-02-6	N.D.	1	1
10905	Ethanol	64-17-5	N.D.	50	1
10905	Ethyl t-butyl ether	637-92-3	N.D.	0.5	1
10905	Ethylbenzene	100-41-4	N.D.	0.5	1
10905	Freon 113	76-13-1	N.D.	2	1
10905	Hexachlorobutadiene	87-68-3	N.D.	2	1
10905	2-Hexanone	591-78-6	N.D.	3	1
10905	di-Isopropyl ether	108-20-3	N.D.	0.5	1

Sample Description: MW-X6-W-110608 Grab Water
Facility# 206265 BBLW
 1520 Powell St-Emeryville SLT2007076 MW-X6

LLI Sample # WW 6312123
LLI Group # 1250856
Account # 11964

Project Name: 206265

Collected: 06/08/2011 14:50 by NA

Chevron

6001 Bollinger Canyon Rd L4310
San Ramon CA 94583

Submitted: 06/10/2011 10:00

Reported: 06/22/2011 10:33

265X6

CAT No.	Analysis Name	CAS Number	As Received Result	As Received Method Detection Limit	Dilution Factor
GC/MS Volatiles SW-846 8260B			ug/l	ug/l	
10905	Isopropylbenzene	98-82-8	N.D.	1	1
10905	p-Isopropyltoluene	99-87-6	N.D.	1	1
10905	Methyl Tertiary Butyl Ether	1634-04-4	N.D.	0.5	1
10905	4-Methyl-2-pentanone	108-10-1	N.D.	3	1
10905	Methylene Chloride	75-09-2	N.D.	2	1
10905	Naphthalene	91-20-3	N.D.	1	1
10905	n-Propylbenzene	103-65-1	N.D.	1	1
10905	Styrene	100-42-5	N.D.	1	1
10905	1,1,1,2-Tetrachloroethane	630-20-6	N.D.	1	1
10905	1,1,2,2-Tetrachloroethane	79-34-5	N.D.	1	1
10905	Tetrachloroethene	127-18-4	N.D.	0.8	1
10905	Toluene	108-88-3	N.D.	0.5	1
10905	1,2,3-Trichlorobenzene	87-61-6	N.D.	1	1
10905	1,2,4-Trichlorobenzene	120-82-1	N.D.	1	1
10905	1,1,1-Trichloroethane	71-55-6	N.D.	0.8	1
10905	1,1,2-Trichloroethane	79-00-5	N.D.	0.8	1
10905	Trichloroethene	79-01-6	N.D.	1	1
10905	Trichlorofluoromethane	75-69-4	N.D.	2	1
10905	1,2,3-Trichloropropane	96-18-4	N.D.	1	1
10905	1,2,4-Trimethylbenzene	95-63-6	N.D.	1	1
10905	1,3,5-Trimethylbenzene	108-67-8	N.D.	1	1
10905	Vinyl Chloride	75-01-4	N.D.	1	1
10905	m+p-Xylene	n.a.	N.D.	0.5	1
10905	o-Xylene	95-47-6	N.D.	0.5	1
GC Volatiles SW-846 8015B			ug/l	ug/l	
01728	TPH-GRO N. CA water C6-C12	n.a.	N.D.	50	1
GC Extractable TPH SW-846 8015B modified			ug/l	ug/l	
02740	C11-C36	n.a.	53	48	1
02740	Total TPH	n.a.	53	48	1
GC Miscellaneous RSKSOP-175 08/11/94 modified			ug/l	ug/l	
07105	Ethane	74-84-0	N.D.	1.0	1
07105	Ethene	74-85-1	N.D.	1.0	1
07105	Methane	74-82-8	170	5.0	1
Wet Chemistry EPA 300.0			ug/l	ug/l	
00368	Nitrate Nitrogen	14797-55-8	N.D.	250	5
00228	Sulfate	14808-79-8	31,800	1,500	5
SM20 5310 C			ug/l	ug/l	
00273	Total Organic Carbon	n.a.	5,800	500	1
SM20 2320 B			ug/l as CaCO3	ug/l as CaCO3	

Sample Description: MW-X6-W-110608 Grab Water
Facility# 206265 BBLW
 1520 Powell St-Emeryville SLT2007076 MW-X6

LLI Sample # WW 6312123
LLI Group # 1250856
Account # 11964

Project Name: 206265

Collected: 06/08/2011 14:50 by NA

Chevron

6001 Bollinger Canyon Rd L4310
San Ramon CA 94583

Submitted: 06/10/2011 10:00

Reported: 06/22/2011 10:33

265X6

CAT No.	Analysis Name	CAS Number	As Received Result	As Received Method Detection Limit	Dilution Factor
Wet Chemistry			ug/l as CaCO3	ug/l as CaCO3	
00202	Alkalinity to pH 4.5	n.a.	209,000	460	1
00201	Alkalinity to pH 8.3	n.a.	N.D.	460	1
01454	Bicarbonate Alkalinity	n.a.	209,000	460	1
SM20 2320 B					
SM20 4500 S2 D			ug/l	ug/l	
00230	Sulfide	18496-25-8	N.D.	54	1

General Sample Comments

State of California Lab Certification No. 2501

All QC is compliant unless otherwise noted. Please refer to the Quality Control Summary for overall QC performance data and associated samples.

Laboratory Sample Analysis Record

CAT No.	Analysis Name	Method	Trial#	Batch#	Analysis Date and Time	Analyst	Dilution Factor
10905	8260 Full List w/ Sep. Xylenes	SW-846 8260B	1	W111682AA	06/17/2011 23:08	Sara E Johnson	1
01163	GC/MS VOA Water Prep	SW-846 5030B	1	W111682AA	06/17/2011 23:08	Sara E Johnson	1
01728	TPH-GRO N. CA water C6-C12	SW-846 8015B	1	11165B07A	06/15/2011 18:09	Laura M Krieger	1
01146	GC VOA Water Prep	SW-846 5030B	1	11165B07A	06/15/2011 18:09	Laura M Krieger	1
02740	Custom TPH with Ranges (Water)	SW-846 8015B modified	1	111650007A	06/16/2011 15:36	Heather E Williams	1
07105	Volatile Headspace Hydrocarbon	RSKSOP-175 08/11/94 modified	1	111660028A	06/15/2011 17:55	Elizabeth J Marin	1
11181	Custom TPH w/ Ranges Water Ext	SW-846 3510C	1	111650007A	06/14/2011 17:30	Kathryn I DeHaven	1
00368	Nitrate Nitrogen	EPA 300.0	1	11161196601A	06/10/2011 16:33	Ashley M Adams	5
00228	Sulfate	EPA 300.0	1	11161196601A	06/20/2011 01:21	Ashley M Adams	5
00273	Total Organic Carbon	SM20 5310 C	1	11165049502A	06/14/2011 02:06	James S Mathiot	1
00202	Alkalinity to pH 4.5	SM20 2320 B	1	11170020201A	06/19/2011 07:04	Susan A Engle	1
00201	Alkalinity to pH 8.3	SM20 2320 B	1	11170020201A	06/19/2011 07:04	Susan A Engle	1
01454	Bicarbonate Alkalinity	SM20 2320 B	1	11170020201A	06/19/2011 07:04	Susan A Engle	1
00230	Sulfide	SM20 4500 S2 D	1	11165023002A	06/14/2011 13:35	Susan E Hibner	1



Analysis Report

2425 New Holland Pike, PO Box 12425, Lancaster, PA 17605-2425 • 717-656-2300 Fax: 717-656-2681 • www.lancasterlabs.com

Sample Description: MW-X6-W-110608 Filtered Grab Water
Facility# 206265 BBLW
1520 Powell St-Emeryville SLT2007076 MW-X6

LLI Sample # WW 6312124
LLI Group # 1250856
Account # 11964

Project Name: 206265

Collected: 06/08/2011 14:50 by NA

Chevron

6001 Bollinger Canyon Rd L4310
San Ramon CA 94583

Submitted: 06/10/2011 10:00

Reported: 06/22/2011 10:33

CAT No.	Analysis Name	CAS Number	As Received Result	As Received Method Detection Limit	Dilution Factor
Metals Dissolved					
		EPA 200.7 rev 4.4	ug/l	ug/l	
01754	Iron	7439-89-6	92.4	14.1	1
07058	Manganese	7439-96-5	1,330	0.44	1

General Sample Comments

State of California Lab Certification No. 2501
This sample was field filtered for dissolved metals.

All QC is compliant unless otherwise noted. Please refer to the Quality Control Summary for overall QC performance data and associated samples.

Laboratory Sample Analysis Record

CAT No.	Analysis Name	Method	Trial#	Batch#	Analysis Date and Time	Analyst	Dilution Factor
01754	Iron	EPA 200.7 rev 4.4	1	111645716001	06/20/2011 17:35	John P Hook	1
07058	Manganese	EPA 200.7 rev 4.4	1	111645716001	06/20/2011 17:35	John P Hook	1
05716	EPA 600 ICP Digest (tot rec)	EPA 200.7 rev 4.4	1	111645716001	06/13/2011 21:00	Mirit S Shenouda	1

Sample Description: MW-X9-W-110609 Grab Water
Facility# 206265 BBLW
1520 Powell St-Emeryville SLT2007076 MW-X9

LLI Sample # WW 6312125
LLI Group # 1250856
Account # 11964

Project Name: 206265

Collected: 06/09/2011 12:45 by NA

Chevron

6001 Bollinger Canyon Rd L4310
San Ramon CA 94583

Submitted: 06/10/2011 10:00

Reported: 06/22/2011 10:33

265X9

CAT No.	Analysis Name	CAS Number	As Received Result	As Received Method Detection Limit	Dilution Factor
GC/MS	Volatiles	SW-846 8260B	ug/l	ug/l	
10905	Acetone	67-64-1	N.D.	6	1
10905	t-Amyl methyl ether	994-05-8	N.D.	0.5	1
10905	Benzene	71-43-2	N.D.	0.5	1
10905	Bromobenzene	108-86-1	N.D.	1	1
10905	Bromochloromethane	74-97-5	N.D.	1	1
10905	Bromodichloromethane	75-27-4	N.D.	1	1
10905	Bromoform	75-25-2	N.D.	1	1
10905	Bromomethane	74-83-9	N.D.	1	1
10905	2-Butanone	78-93-3	N.D.	3	1
10905	t-Butyl alcohol	75-65-0	N.D.	5	1
10905	n-Butylbenzene	104-51-8	N.D.	1	1
10905	sec-Butylbenzene	135-98-8	N.D.	1	1
10905	tert-Butylbenzene	98-06-6	N.D.	1	1
10905	Carbon Disulfide	75-15-0	N.D.	1	1
10905	Carbon Tetrachloride	56-23-5	N.D.	1	1
10905	Chlorobenzene	108-90-7	3	0.8	1
10905	Chloroethane	75-00-3	N.D.	1	1
10905	2-Chloroethyl Vinyl Ether	110-75-8	N.D.	2	1
	2-Chloroethyl vinyl ether may not be recovered if acid was used to preserve this sample.				
10905	Chloroform	67-66-3	N.D.	0.8	1
10905	Chloromethane	74-87-3	N.D.	1	1
10905	2-Chlorotoluene	95-49-8	N.D.	1	1
10905	4-Chlorotoluene	106-43-4	N.D.	1	1
10905	1,2-Dibromo-3-chloropropane	96-12-8	N.D.	2	1
10905	Dibromochloromethane	124-48-1	N.D.	1	1
10905	1,2-Dibromoethane	106-93-4	N.D.	0.5	1
10905	Dibromomethane	74-95-3	N.D.	1	1
10905	1,2-Dichlorobenzene	95-50-1	N.D.	1	1
10905	1,3-Dichlorobenzene	541-73-1	N.D.	1	1
10905	1,4-Dichlorobenzene	106-46-7	N.D.	1	1
10905	Dichlorodifluoromethane	75-71-8	N.D.	2	1
10905	1,1-Dichloroethane	75-34-3	N.D.	1	1
10905	1,2-Dichloroethane	107-06-2	N.D.	0.5	1
10905	1,1-Dichloroethene	75-35-4	N.D.	0.8	1
10905	cis-1,2-Dichloroethene	156-59-2	7	0.8	1
10905	trans-1,2-Dichloroethene	156-60-5	1	0.8	1
10905	1,2-Dichloropropane	78-87-5	N.D.	1	1
10905	1,3-Dichloropropane	142-28-9	N.D.	1	1
10905	2,2-Dichloropropane	594-20-7	N.D.	1	1
10905	1,1-Dichloropropene	563-58-6	N.D.	1	1
10905	cis-1,3-Dichloropropene	10061-01-5	N.D.	1	1
10905	trans-1,3-Dichloropropene	10061-02-6	N.D.	1	1
10905	Ethanol	64-17-5	N.D.	50	1
10905	Ethyl t-butyl ether	637-92-3	N.D.	0.5	1
10905	Ethylbenzene	100-41-4	N.D.	0.5	1
10905	Freon 113	76-13-1	N.D.	2	1
10905	Hexachlorobutadiene	87-68-3	N.D.	2	1
10905	2-Hexanone	591-78-6	N.D.	3	1
10905	di-Isopropyl ether	108-20-3	N.D.	0.5	1



Analysis Report

2425 New Holland Pike, PO Box 12425, Lancaster, PA 17605-2425 • 717-656-2300 Fax: 717-656-2681 • www.lancasterlabs.com

Sample Description: MW-X9-W-110609 Grab Water
Facility# 206265 BBLW
1520 Powell St-Emeryville SLT2007076 MW-X9

LLI Sample # WW 6312125
LLI Group # 1250856
Account # 11964

Project Name: 206265

Collected: 06/09/2011 12:45 by NA

Chevron

6001 Bollinger Canyon Rd L4310
San Ramon CA 94583

Submitted: 06/10/2011 10:00

Reported: 06/22/2011 10:33

265X9

CAT No.	Analysis Name	CAS Number	As Received Result	As Received Method Detection Limit	Dilution Factor
GC/MS Volatiles SW-846 8260B			ug/l	ug/l	
10905	Isopropylbenzene	98-82-8	N.D.	1	1
10905	p-Isopropyltoluene	99-87-6	N.D.	1	1
10905	Methyl Tertiary Butyl Ether	1634-04-4	N.D.	0.5	1
10905	4-Methyl-2-pentanone	108-10-1	N.D.	3	1
10905	Methylene Chloride	75-09-2	N.D.	2	1
10905	Naphthalene	91-20-3	N.D.	1	1
10905	n-Propylbenzene	103-65-1	N.D.	1	1
10905	Styrene	100-42-5	N.D.	1	1
10905	1,1,1,2-Tetrachloroethane	630-20-6	N.D.	1	1
10905	1,1,2,2-Tetrachloroethane	79-34-5	N.D.	1	1
10905	Tetrachloroethene	127-18-4	5	0.8	1
10905	Toluene	108-88-3	N.D.	0.5	1
10905	1,2,3-Trichlorobenzene	87-61-6	N.D.	1	1
10905	1,2,4-Trichlorobenzene	120-82-1	N.D.	1	1
10905	1,1,1-Trichloroethane	71-55-6	N.D.	0.8	1
10905	1,1,2-Trichloroethane	79-00-5	N.D.	0.8	1
10905	Trichloroethene	79-01-6	21	1	1
10905	Trichlorofluoromethane	75-69-4	N.D.	2	1
10905	1,2,3-Trichloropropane	96-18-4	N.D.	1	1
10905	1,2,4-Trimethylbenzene	95-63-6	N.D.	1	1
10905	1,3,5-Trimethylbenzene	108-67-8	N.D.	1	1
10905	Vinyl Chloride	75-01-4	N.D.	1	1
10905	m+p-Xylene	n.a.	N.D.	0.5	1
10905	o-Xylene	95-47-6	N.D.	0.5	1
GC Volatiles SW-846 8015B			ug/l	ug/l	
01728	TPH-GRO N. CA water C6-C12	n.a.	N.D.	50	1
GC Extractable TPH SW-846 8015B modified			ug/l	ug/l	
02740	C11-C36	n.a.	N.D.	48	1
02740	Total TPH	n.a.	N.D.	48	1
GC Miscellaneous RSKSOP-175 08/11/94 modified			ug/l	ug/l	
07105	Ethane	74-84-0	N.D.	1.0	1
07105	Ethene	74-85-1	N.D.	1.0	1
07105	Methane	74-82-8	13	5.0	1
Wet Chemistry EPA 300.0			ug/l	ug/l	
00368	Nitrate Nitrogen	14797-55-8	630	250	5
00228	Sulfate	14808-79-8	27,200	1,500	5
SM20 5310 C			ug/l	ug/l	
00273	Total Organic Carbon	n.a.	4,500	500	1
SM20 2320 B			ug/l as CaCO3	ug/l as CaCO3	

Sample Description: MW-X9-W-110609 Grab Water
Facility# 206265 BBLW
 1520 Powell St-Emeryville SLT2007076 MW-X9

LLI Sample # WW 6312125
LLI Group # 1250856
Account # 11964

Project Name: 206265

Collected: 06/09/2011 12:45 by NA

Chevron

6001 Bollinger Canyon Rd L4310
San Ramon CA 94583

Submitted: 06/10/2011 10:00

Reported: 06/22/2011 10:33

265X9

CAT No.	Analysis Name	CAS Number	As Received Result	As Received Method Detection Limit	Dilution Factor
Wet Chemistry			ug/l as CaCO3	ug/l as CaCO3	
00202	Alkalinity to pH 4.5	n.a.	207,000	460	1
00201	Alkalinity to pH 8.3	n.a.	N.D.	460	1
01454	Bicarbonate Alkalinity	n.a.	207,000	460	1
SM20 2320 B					
SM20 4500 S2 D			ug/l	ug/l	
00230	Sulfide	18496-25-8	N.D.	54	1

General Sample Comments

State of California Lab Certification No. 2501

All QC is compliant unless otherwise noted. Please refer to the Quality Control Summary for overall QC performance data and associated samples.

Laboratory Sample Analysis Record

CAT No.	Analysis Name	Method	Trial#	Batch#	Analysis Date and Time	Analyst	Dilution Factor
10905	8260 Full List w/ Sep. Xylenes	SW-846 8260B	1	W111682AA	06/17/2011 23:32	Sara E Johnson	1
01163	GC/MS VOA Water Prep	SW-846 5030B	1	W111682AA	06/17/2011 23:32	Sara E Johnson	1
01728	TPH-GRO N. CA water C6-C12	SW-846 8015B	1	11165B07A	06/15/2011 18:35	Laura M Krieger	1
01146	GC VOA Water Prep	SW-846 5030B	1	11165B07A	06/15/2011 18:35	Laura M Krieger	1
02740	Custom TPH with Ranges (Water)	SW-846 8015B modified	1	111650007A	06/16/2011 16:01	Heather E Williams	1
07105	Volatile Headspace Hydrocarbon	RSKSOP-175 08/11/94 modified	1	111660028A	06/15/2011 18:11	Elizabeth J Marin	1
11181	Custom TPH w/ Ranges Water Ext	SW-846 3510C	1	111650007A	06/14/2011 17:30	Kathryn I DeHaven	1
00368	Nitrate Nitrogen	EPA 300.0	1	11161196601A	06/10/2011 20:36	Ashley M Adams	5
00228	Sulfate	EPA 300.0	1	11161196601A	06/20/2011 01:36	Ashley M Adams	5
00273	Total Organic Carbon	SM20 5310 C	1	11165049502A	06/14/2011 02:14	James S Mathiot	1
00202	Alkalinity to pH 4.5	SM20 2320 B	1	11170020201A	06/19/2011 07:04	Susan A Engle	1
00201	Alkalinity to pH 8.3	SM20 2320 B	1	11170020201A	06/19/2011 07:04	Susan A Engle	1
01454	Bicarbonate Alkalinity	SM20 2320 B	1	11170020201A	06/19/2011 07:04	Susan A Engle	1
00230	Sulfide	SM20 4500 S2 D	1	11166023001A	06/15/2011 09:30	Michele L Graham	1



Analysis Report

2425 New Holland Pike, PO Box 12425, Lancaster, PA 17605-2425 • 717-656-2300 Fax: 717-656-2681 • www.lancasterlabs.com

Sample Description: MW-X9-W-110609 Filtered Grab Water
Facility# 206265 BBLW
1520 Powell St-Emeryville SLT2007076 MW-X9

LLI Sample # WW 6312126
LLI Group # 1250856
Account # 11964

Project Name: 206265

Collected: 06/09/2011 12:45 by NA

Chevron

6001 Bollinger Canyon Rd L4310
San Ramon CA 94583

Submitted: 06/10/2011 10:00

Reported: 06/22/2011 10:33

CAT No.	Analysis Name	CAS Number	As Received Result	As Received Method Detection Limit	Dilution Factor
Metals Dissolved					
		EPA 200.7 rev 4.4	ug/l	ug/l	
01754	Iron	7439-89-6	N.D.	14.1	1
07058	Manganese	7439-96-5	259	0.44	1

General Sample Comments

State of California Lab Certification No. 2501
This sample was field filtered for dissolved metals.

All QC is compliant unless otherwise noted. Please refer to the Quality Control Summary for overall QC performance data and associated samples.

Laboratory Sample Analysis Record

CAT No.	Analysis Name	Method	Trial#	Batch#	Analysis Date and Time	Analyst	Dilution Factor
01754	Iron	EPA 200.7 rev 4.4	1	111645716002	06/15/2011 01:55	John W Yanzuk II	1
07058	Manganese	EPA 200.7 rev 4.4	1	111645716002	06/15/2011 01:55	John W Yanzuk II	1
05716	EPA 600 ICP Digest (tot rec)	EPA 200.7 rev 4.4	1	111645716002	06/14/2011 09:58	James L Mertz	1

Sample Description: MW-X9-WD-110609 Grab Water
Facility# 206265 BBLW
1520 Powell St-Emeryville SLT2007076 MW-X9

LLI Sample # WW 6312127
LLI Group # 1250856
Account # 11964

Project Name: 206265

Collected: 06/09/2011 13:00 by NA

Chevron

6001 Bollinger Canyon Rd L4310
San Ramon CA 94583

Submitted: 06/10/2011 10:00

Reported: 06/22/2011 10:33

2659D

CAT No.	Analysis Name	CAS Number	As Received Result	As Received Method Detection Limit	Dilution Factor
GC/MS Volatiles SW-846 8260B			ug/l	ug/l	
10905	Acetone	67-64-1	N.D.	6	1
10905	t-Amyl methyl ether	994-05-8	N.D.	0.5	1
10905	Benzene	71-43-2	N.D.	0.5	1
10905	Bromobenzene	108-86-1	N.D.	1	1
10905	Bromochloromethane	74-97-5	N.D.	1	1
10905	Bromodichloromethane	75-27-4	N.D.	1	1
10905	Bromoform	75-25-2	N.D.	1	1
10905	Bromomethane	74-83-9	N.D.	1	1
10905	2-Butanone	78-93-3	N.D.	3	1
10905	t-Butyl alcohol	75-65-0	N.D.	5	1
10905	n-Butylbenzene	104-51-8	N.D.	1	1
10905	sec-Butylbenzene	135-98-8	N.D.	1	1
10905	tert-Butylbenzene	98-06-6	N.D.	1	1
10905	Carbon Disulfide	75-15-0	N.D.	1	1
10905	Carbon Tetrachloride	56-23-5	N.D.	1	1
10905	Chlorobenzene	108-90-7	1	0.8	1
10905	Chloroethane	75-00-3	N.D.	1	1
10905	2-Chloroethyl Vinyl Ether	110-75-8	N.D.	2	1
2-Chloroethyl vinyl ether may not be recovered if acid was used to preserve this sample.					
10905	Chloroform	67-66-3	N.D.	0.8	1
10905	Chloromethane	74-87-3	N.D.	1	1
10905	2-Chlorotoluene	95-49-8	N.D.	1	1
10905	4-Chlorotoluene	106-43-4	N.D.	1	1
10905	1,2-Dibromo-3-chloropropane	96-12-8	N.D.	2	1
10905	Dibromochloromethane	124-48-1	N.D.	1	1
10905	1,2-Dibromoethane	106-93-4	N.D.	0.5	1
10905	Dibromomethane	74-95-3	N.D.	1	1
10905	1,2-Dichlorobenzene	95-50-1	N.D.	1	1
10905	1,3-Dichlorobenzene	541-73-1	N.D.	1	1
10905	1,4-Dichlorobenzene	106-46-7	N.D.	1	1
10905	Dichlorodifluoromethane	75-71-8	N.D.	2	1
10905	1,1-Dichloroethane	75-34-3	N.D.	1	1
10905	1,2-Dichloroethane	107-06-2	N.D.	0.5	1
10905	1,1-Dichloroethene	75-35-4	N.D.	0.8	1
10905	cis-1,2-Dichloroethene	156-59-2	13	0.8	1
10905	trans-1,2-Dichloroethene	156-60-5	N.D.	0.8	1
10905	1,2-Dichloropropane	78-87-5	N.D.	1	1
10905	1,3-Dichloropropane	142-28-9	N.D.	1	1
10905	2,2-Dichloropropane	594-20-7	N.D.	1	1
10905	1,1-Dichloropropene	563-58-6	N.D.	1	1
10905	cis-1,3-Dichloropropene	10061-01-5	N.D.	1	1
10905	trans-1,3-Dichloropropene	10061-02-6	N.D.	1	1
10905	Ethanol	64-17-5	N.D.	50	1
10905	Ethyl t-butyl ether	637-92-3	N.D.	0.5	1
10905	Ethylbenzene	100-41-4	N.D.	0.5	1
10905	Freon 113	76-13-1	N.D.	2	1
10905	Hexachlorobutadiene	87-68-3	N.D.	2	1
10905	2-Hexanone	591-78-6	N.D.	3	1
10905	di-Isopropyl ether	108-20-3	N.D.	0.5	1



Analysis Report

2425 New Holland Pike, PO Box 12425, Lancaster, PA 17605-2425 • 717-656-2300 Fax: 717-656-2681 • www.lancasterlabs.com

Sample Description: MW-X9-WD-110609 Grab Water
Facility# 206265 BBLW
 1520 Powell St-Emeryville SLT2007076 MW-X9

LLI Sample # WW 6312127
LLI Group # 1250856
Account # 11964

Project Name: 206265

Collected: 06/09/2011 13:00 by NA

Chevron

6001 Bollinger Canyon Rd L4310
 San Ramon CA 94583

Submitted: 06/10/2011 10:00

Reported: 06/22/2011 10:33

2659D

CAT No.	Analysis Name	CAS Number	As Received Result	As Received Method Detection Limit	Dilution Factor
GC/MS Volatiles SW-846 8260B			ug/l	ug/l	
10905	Isopropylbenzene	98-82-8	N.D.	1	1
10905	p-Isopropyltoluene	99-87-6	N.D.	1	1
10905	Methyl Tertiary Butyl Ether	1634-04-4	N.D.	0.5	1
10905	4-Methyl-2-pentanone	108-10-1	N.D.	3	1
10905	Methylene Chloride	75-09-2	N.D.	2	1
10905	Naphthalene	91-20-3	N.D.	1	1
10905	n-Propylbenzene	103-65-1	N.D.	1	1
10905	Styrene	100-42-5	N.D.	1	1
10905	1,1,1,2-Tetrachloroethane	630-20-6	N.D.	1	1
10905	1,1,2,2-Tetrachloroethane	79-34-5	N.D.	1	1
10905	Tetrachloroethene	127-18-4	10	0.8	1
10905	Toluene	108-88-3	N.D.	0.5	1
10905	1,2,3-Trichlorobenzene	87-61-6	N.D.	1	1
10905	1,2,4-Trichlorobenzene	120-82-1	N.D.	1	1
10905	1,1,1-Trichloroethane	71-55-6	N.D.	0.8	1
10905	1,1,2-Trichloroethane	79-00-5	N.D.	0.8	1
10905	Trichloroethene	79-01-6	21	1	1
10905	Trichlorofluoromethane	75-69-4	N.D.	2	1
10905	1,2,3-Trichloropropane	96-18-4	N.D.	1	1
10905	1,2,4-Trimethylbenzene	95-63-6	N.D.	1	1
10905	1,3,5-Trimethylbenzene	108-67-8	N.D.	1	1
10905	Vinyl Chloride	75-01-4	N.D.	1	1
10905	m+p-Xylene	n.a.	N.D.	0.5	1
10905	o-Xylene	95-47-6	N.D.	0.5	1
GC Volatiles SW-846 8015B			ug/l	ug/l	
01728	TPH-GRO N. CA water C6-C12	n.a.	N.D.	50	1
GC Extractable TPH SW-846 8015B modified			ug/l	ug/l	
02740	C11-C36	n.a.	N.D.	48	1
02740	Total TPH	n.a.	N.D.	48	1
GC Miscellaneous RSKSOP-175 08/11/94 modified			ug/l	ug/l	
07105	Ethane	74-84-0	N.D.	1.0	1
07105	Ethene	74-85-1	N.D.	1.0	1
07105	Methane	74-82-8	14	5.0	1
Wet Chemistry EPA 300.0			ug/l	ug/l	
00368	Nitrate Nitrogen	14797-55-8	630	250	5
00228	Sulfate	14808-79-8	20,500	1,500	5
SM20 5310 C			ug/l	ug/l	
00273	Total Organic Carbon	n.a.	4,400	500	1
SM20 2320 B			ug/l as CaCO3	ug/l as CaCO3	



Analysis Report

2425 New Holland Pike, PO Box 12425, Lancaster, PA 17605-2425 • 717-656-2300 Fax: 717-656-2681 • www.lancasterlabs.com

Sample Description: MW-X9-WD-110609 Grab Water
Facility# 206265 BBLW
 1520 Powell St-Emeryville SLT2007076 MW-X9

LLI Sample # WW 6312127
LLI Group # 1250856
Account # 11964

Project Name: 206265

Collected: 06/09/2011 13:00 by NA

Chevron

6001 Bollinger Canyon Rd L4310
 San Ramon CA 94583

Submitted: 06/10/2011 10:00

Reported: 06/22/2011 10:33

2659D

CAT No.	Analysis Name	CAS Number	As Received Result	As Received Method Detection Limit	Dilution Factor
Wet Chemistry SM20 2320 B			ug/l as CaCO3	ug/l as CaCO3	
00202	Alkalinity to pH 4.5	n.a.	205,000	460	1
00201	Alkalinity to pH 8.3	n.a.	N.D.	460	1
01454	Bicarbonate Alkalinity	n.a.	205,000	460	1
SM20 4500 S2 D			ug/l	ug/l	
00230	Sulfide	18496-25-8	N.D.	54	1

General Sample Comments

State of California Lab Certification No. 2501

All QC is compliant unless otherwise noted. Please refer to the Quality Control Summary for overall QC performance data and associated samples.

Laboratory Sample Analysis Record

CAT No.	Analysis Name	Method	Trial#	Batch#	Analysis Date and Time	Analyst	Dilution Factor
10905	8260 Full List w/ Sep. Xylenes	SW-846 8260B	1	W111682AA	06/17/2011 23:56	Sara E Johnson	1
01163	GC/MS VOA Water Prep	SW-846 5030B	1	W111682AA	06/17/2011 23:56	Sara E Johnson	1
01728	TPH-GRO N. CA water C6-C12	SW-846 8015B	1	11165B07A	06/15/2011 19:00	Laura M Krieger	1
01146	GC VOA Water Prep	SW-846 5030B	1	11165B07A	06/15/2011 19:00	Laura M Krieger	1
02740	Custom TPH with Ranges (Water)	SW-846 8015B modified	1	111650007A	06/16/2011 16:26	Heather E Williams	1
07105	Volatile Headspace Hydrocarbon	RSKSOP-175 08/11/94 modified	1	111660028A	06/15/2011 18:27	Elizabeth J Marin	1
11181	Custom TPH w/ Ranges Water Ext	SW-846 3510C	1	111650007A	06/14/2011 17:30	Kathryn I DeHaven	1
00368	Nitrate Nitrogen	EPA 300.0	1	11161196601A	06/10/2011 20:51	Ashley M Adams	5
00228	Sulfate	EPA 300.0	1	11161196601A	06/20/2011 02:20	Ashley M Adams	5
00273	Total Organic Carbon	SM20 5310 C	1	11165049502A	06/14/2011 02:21	James S Mathiot	1
00202	Alkalinity to pH 4.5	SM20 2320 B	1	11170020201A	06/19/2011 07:04	Susan A Engle	1
00201	Alkalinity to pH 8.3	SM20 2320 B	1	11170020201A	06/19/2011 07:04	Susan A Engle	1
01454	Bicarbonate Alkalinity	SM20 2320 B	1	11170020201A	06/19/2011 07:04	Susan A Engle	1
00230	Sulfide	SM20 4500 S2 D	1	11166023001A	06/15/2011 09:30	Michele L Graham	1



Analysis Report

2425 New Holland Pike, PO Box 12425, Lancaster, PA 17605-2425 • 717-656-2300 Fax: 717-656-2681 • www.lancasterlabs.com

Sample Description: MW-X9-WD-110609 Filtered Grab Water
Facility# 206265 BBLW
1520 Powell St-Emeryville SLT2007076 MW-X9

LLI Sample # WW 6312128
LLI Group # 1250856
Account # 11964

Project Name: 206265

Collected: 06/09/2011 13:00 by NA

Chevron

6001 Bollinger Canyon Rd L4310
San Ramon CA 94583

Submitted: 06/10/2011 10:00

Reported: 06/22/2011 10:33

CAT No.	Analysis Name	CAS Number	As Received Result	As Received Method Detection Limit	Dilution Factor
Metals Dissolved					
		EPA 200.7 rev 4.4	ug/l	ug/l	
01754	Iron	7439-89-6	N.D.	14.1	1
07058	Manganese	7439-96-5	262	0.44	1

General Sample Comments

State of California Lab Certification No. 2501
This sample was field filtered for dissolved metals.

All QC is compliant unless otherwise noted. Please refer to the Quality Control Summary for overall QC performance data and associated samples.

Laboratory Sample Analysis Record

CAT No.	Analysis Name	Method	Trial#	Batch#	Analysis Date and Time	Analyst	Dilution Factor
01754	Iron	EPA 200.7 rev 4.4	1	111645716002	06/15/2011 01:59	John W Yanzuk II	1
07058	Manganese	EPA 200.7 rev 4.4	1	111645716002	06/15/2011 01:59	John W Yanzuk II	1
05716	EPA 600 ICP Digest (tot rec)	EPA 200.7 rev 4.4	1	111645716002	06/14/2011 09:58	James L Mertz	1

Sample Description: MW-X2-W-110609 Grab Water
Facility# 206265 BBLW
1520 Powell St-Emeryville SLT2007076 MW-X2

LLI Sample # WW 6312129
LLI Group # 1250856
Account # 11964

Project Name: 206265

Collected: 06/09/2011 10:20 by NA

Chevron

6001 Bollinger Canyon Rd L4310
San Ramon CA 94583

Submitted: 06/10/2011 10:00

Reported: 06/22/2011 10:33

265X2

CAT No.	Analysis Name	CAS Number	As Received Result	As Received Method Detection Limit	Dilution Factor
GC/MS Volatiles SW-846 8260B			ug/l	ug/l	
10905	Acetone	67-64-1	N.D.	6	1
10905	t-Amyl methyl ether	994-05-8	N.D.	0.5	1
10905	Benzene	71-43-2	N.D.	0.5	1
10905	Bromobenzene	108-86-1	N.D.	1	1
10905	Bromochloromethane	74-97-5	N.D.	1	1
10905	Bromodichloromethane	75-27-4	N.D.	1	1
10905	Bromoform	75-25-2	N.D.	1	1
10905	Bromomethane	74-83-9	N.D.	1	1
10905	2-Butanone	78-93-3	N.D.	3	1
10905	t-Butyl alcohol	75-65-0	N.D.	5	1
10905	n-Butylbenzene	104-51-8	N.D.	1	1
10905	sec-Butylbenzene	135-98-8	N.D.	1	1
10905	tert-Butylbenzene	98-06-6	N.D.	1	1
10905	Carbon Disulfide	75-15-0	N.D.	1	1
10905	Carbon Tetrachloride	56-23-5	N.D.	1	1
10905	Chlorobenzene	108-90-7	N.D.	0.8	1
10905	Chloroethane	75-00-3	N.D.	1	1
10905	2-Chloroethyl Vinyl Ether	110-75-8	N.D.	2	1
2-Chloroethyl vinyl ether may not be recovered if acid was used to preserve this sample.					
10905	Chloroform	67-66-3	N.D.	0.8	1
10905	Chloromethane	74-87-3	N.D.	1	1
10905	2-Chlorotoluene	95-49-8	N.D.	1	1
10905	4-Chlorotoluene	106-43-4	N.D.	1	1
10905	1,2-Dibromo-3-chloropropane	96-12-8	N.D.	2	1
10905	Dibromochloromethane	124-48-1	N.D.	1	1
10905	1,2-Dibromoethane	106-93-4	N.D.	0.5	1
10905	Dibromomethane	74-95-3	N.D.	1	1
10905	1,2-Dichlorobenzene	95-50-1	N.D.	1	1
10905	1,3-Dichlorobenzene	541-73-1	N.D.	1	1
10905	1,4-Dichlorobenzene	106-46-7	N.D.	1	1
10905	Dichlorodifluoromethane	75-71-8	N.D.	2	1
10905	1,1-Dichloroethane	75-34-3	N.D.	1	1
10905	1,2-Dichloroethane	107-06-2	N.D.	0.5	1
10905	1,1-Dichloroethene	75-35-4	N.D.	0.8	1
10905	cis-1,2-Dichloroethene	156-59-2	130	0.8	1
10905	trans-1,2-Dichloroethene	156-60-5	2	0.8	1
10905	1,2-Dichloropropane	78-87-5	N.D.	1	1
10905	1,3-Dichloropropane	142-28-9	N.D.	1	1
10905	2,2-Dichloropropane	594-20-7	N.D.	1	1
10905	1,1-Dichloropropene	563-58-6	N.D.	1	1
10905	cis-1,3-Dichloropropene	10061-01-5	N.D.	1	1
10905	trans-1,3-Dichloropropene	10061-02-6	N.D.	1	1
10905	Ethanol	64-17-5	N.D.	50	1
10905	Ethyl t-butyl ether	637-92-3	N.D.	0.5	1
10905	Ethylbenzene	100-41-4	N.D.	0.5	1
10905	Freon 113	76-13-1	N.D.	2	1
10905	Hexachlorobutadiene	87-68-3	N.D.	2	1
10905	2-Hexanone	591-78-6	N.D.	3	1
10905	di-Isopropyl ether	108-20-3	N.D.	0.5	1

Sample Description: MW-X2-W-110609 Grab Water
Facility# 206265 BBLW
1520 Powell St-Emeryville SLT2007076 MW-X2

LLI Sample # WW 6312129
LLI Group # 1250856
Account # 11964

Project Name: 206265

Collected: 06/09/2011 10:20 by NA

Chevron

6001 Bollinger Canyon Rd L4310
San Ramon CA 94583

Submitted: 06/10/2011 10:00

Reported: 06/22/2011 10:33

265X2

CAT No.	Analysis Name	CAS Number	As Received Result	As Received Method Detection Limit	Dilution Factor
GC/MS Volatiles SW-846 8260B			ug/l	ug/l	
10905	Isopropylbenzene	98-82-8	N.D.	1	1
10905	p-Isopropyltoluene	99-87-6	N.D.	1	1
10905	Methyl Tertiary Butyl Ether	1634-04-4	N.D.	0.5	1
10905	4-Methyl-2-pentanone	108-10-1	N.D.	3	1
10905	Methylene Chloride	75-09-2	N.D.	2	1
10905	Naphthalene	91-20-3	N.D.	1	1
10905	n-Propylbenzene	103-65-1	N.D.	1	1
10905	Styrene	100-42-5	N.D.	1	1
10905	1,1,1,2-Tetrachloroethane	630-20-6	N.D.	1	1
10905	1,1,2,2-Tetrachloroethane	79-34-5	3	1	1
10905	Tetrachloroethene	127-18-4	310	8	10
10905	Toluene	108-88-3	N.D.	0.5	1
10905	1,2,3-Trichlorobenzene	87-61-6	N.D.	1	1
10905	1,2,4-Trichlorobenzene	120-82-1	N.D.	1	1
10905	1,1,1-Trichloroethane	71-55-6	N.D.	0.8	1
10905	1,1,2-Trichloroethane	79-00-5	N.D.	0.8	1
10905	Trichloroethene	79-01-6	30	1	1
10905	Trichlorofluoromethane	75-69-4	N.D.	2	1
10905	1,2,3-Trichloropropane	96-18-4	N.D.	1	1
10905	1,2,4-Trimethylbenzene	95-63-6	N.D.	1	1
10905	1,3,5-Trimethylbenzene	108-67-8	N.D.	1	1
10905	Vinyl Chloride	75-01-4	8	1	1
10905	m+p-Xylene	n.a.	N.D.	0.5	1
10905	o-Xylene	95-47-6	N.D.	0.5	1
GC Volatiles SW-846 8015B			ug/l	ug/l	
01728	TPH-GRO N. CA water C6-C12	n.a.	180	50	1
GC Extractable TPH SW-846 8015B modified			ug/l	ug/l	
02740	C11-C36	n.a.	330	48	1
02740	Total TPH	n.a.	330	48	1
GC Miscellaneous RSKSOP-175 08/11/94 modified			ug/l	ug/l	
07105	Ethane	74-84-0	8.9	1.0	1
07105	Ethene	74-85-1	N.D.	1.0	1
07105	Methane	74-82-8	220	5.0	1
Wet Chemistry EPA 300.0			ug/l	ug/l	
00368	Nitrate Nitrogen	14797-55-8	1,200	250	5
00228	Sulfate	14808-79-8	21,200	1,500	5
SM20 5310 C			ug/l	ug/l	
00273	Total Organic Carbon	n.a.	8,500	500	1
SM20 2320 B			ug/l as CaCO3	ug/l as CaCO3	



Analysis Report

2425 New Holland Pike, PO Box 12425, Lancaster, PA 17605-2425 • 717-656-2300 Fax: 717-656-2681 • www.lancasterlabs.com

Sample Description: MW-X2-W-110609 Grab Water
Facility# 206265 BBLW
1520 Powell St-Emeryville SLT2007076 MW-X2

LLI Sample # WW 6312129
LLI Group # 1250856
Account # 11964

Project Name: 206265

Collected: 06/09/2011 10:20 by NA

Chevron

6001 Bollinger Canyon Rd L4310
San Ramon CA 94583

Submitted: 06/10/2011 10:00

Reported: 06/22/2011 10:33

265X2

CAT No.	Analysis Name	CAS Number	As Received Result	As Received Method Detection Limit	Dilution Factor
Wet Chemistry SM20 2320 B			ug/l as CaCO3	ug/l as CaCO3	
00202	Alkalinity to pH 4.5	n.a.	95,600	460	1
00201	Alkalinity to pH 8.3	n.a.	N.D.	460	1
01454	Bicarbonate Alkalinity	n.a.	95,600	460	1
SM20 4500 S2 D			ug/l	ug/l	
00230	Sulfide	18496-25-8	N.D.	54	1

General Sample Comments

State of California Lab Certification No. 2501

All QC is compliant unless otherwise noted. Please refer to the Quality Control Summary for overall QC performance data and associated samples.

Laboratory Sample Analysis Record

CAT No.	Analysis Name	Method	Trial#	Batch#	Analysis Date and Time	Analyst	Dilution Factor
10905	8260 Full List w/ Sep. Xylenes	SW-846 8260B	1	W111682AA	06/18/2011 00:20	Sara E Johnson	1
10905	8260 Full List w/ Sep. Xylenes	SW-846 8260B	1	W111691AA	06/18/2011 20:31	Frank A Valla, Jr	10
01163	GC/MS VOA Water Prep	SW-846 5030B	1	W111682AA	06/18/2011 00:20	Sara E Johnson	1
01163	GC/MS VOA Water Prep	SW-846 5030B	2	W111691AA	06/18/2011 20:31	Frank A Valla, Jr	10
01728	TPH-GRO N. CA water C6-C12	SW-846 8015B	1	11165B07A	06/15/2011 19:26	Laura M Krieger	1
01146	GC VOA Water Prep	SW-846 5030B	1	11165B07A	06/15/2011 19:26	Laura M Krieger	1
02740	Custom TPH with Ranges (Water)	SW-846 8015B modified	1	111650007A	06/16/2011 16:51	Heather E Williams	1
07105	Volatile Headspace Hydrocarbon	RSKSOP-175 08/11/94 modified	1	111660028A	06/15/2011 18:44	Elizabeth J Marin	1
11181	Custom TPH w/ Ranges Water Ext	SW-846 3510C	1	111650007A	06/14/2011 17:30	Kathryn I DeHaven	1
00368	Nitrate Nitrogen	EPA 300.0	1	11161196601A	06/10/2011 21:06	Ashley M Adams	5
00228	Sulfate	EPA 300.0	1	11161196601A	06/20/2011 02:35	Ashley M Adams	5
00273	Total Organic Carbon	SM20 5310 C	1	11165049502A	06/14/2011 02:44	James S Mathiot	1
00202	Alkalinity to pH 4.5	SM20 2320 B	1	11170020201A	06/19/2011 07:04	Susan A Engle	1
00201	Alkalinity to pH 8.3	SM20 2320 B	1	11170020201A	06/19/2011 07:04	Susan A Engle	1
01454	Bicarbonate Alkalinity	SM20 2320 B	1	11170020201A	06/19/2011 07:04	Susan A Engle	1
00230	Sulfide	SM20 4500 S2 D	1	11166023001A	06/15/2011 09:30	Michele L Graham	1



Analysis Report

2425 New Holland Pike, PO Box 12425, Lancaster, PA 17605-2425 • 717-656-2300 Fax: 717-656-2681 • www.lancasterlabs.com

Sample Description: MW-X2-W-110609 Filtered Grab Water
Facility# 206265 BBLW
1520 Powell St-Emeryville SLT2007076 MW-X2

LLI Sample # WW 6312130
LLI Group # 1250856
Account # 11964

Project Name: 206265

Collected: 06/09/2011 10:20 by NA

Chevron

6001 Bollinger Canyon Rd L4310
San Ramon CA 94583

Submitted: 06/10/2011 10:00

Reported: 06/22/2011 10:33

CAT No.	Analysis Name	CAS Number	As Received Result	As Received Method Detection Limit	Dilution Factor
Metals Dissolved					
		EPA 200.7 rev 4.4	ug/l	ug/l	
01754	Iron	7439-89-6	N.D.	14.1	1
07058	Manganese	7439-96-5	151	0.44	1

General Sample Comments

State of California Lab Certification No. 2501
This sample was field filtered for dissolved metals.

All QC is compliant unless otherwise noted. Please refer to the Quality Control Summary for overall QC performance data and associated samples.

Laboratory Sample Analysis Record

CAT No.	Analysis Name	Method	Trial#	Batch#	Analysis Date and Time	Analyst	Dilution Factor
01754	Iron	EPA 200.7 rev 4.4	1	111645716002	06/15/2011 02:02	John W Yanzuk II	1
07058	Manganese	EPA 200.7 rev 4.4	1	111645716002	06/15/2011 02:02	John W Yanzuk II	1
05716	EPA 600 ICP Digest (tot rec)	EPA 200.7 rev 4.4	1	111645716002	06/14/2011 09:58	James L Mertz	1

Sample Description: QA-T-110609 NA Water
Facility# 206265 BBLW
1520 Powell St-Emeryville SLT2007076 QA

LLI Sample # WW 6312131
LLI Group # 1250856
Account # 11964

Project Name: 206265

Collected: 06/09/2011

Chevron

Submitted: 06/10/2011 10:00

6001 Bollinger Canyon Rd L4310

Reported: 06/22/2011 10:33

San Ramon CA 94583

265-T

CAT No.	Analysis Name	CAS Number	As Received Result	As Received Method Detection Limit	Dilution Factor
GC/MS Volatiles SW-846 8260B			ug/l	ug/l	
10905	Acetone	67-64-1	N.D.	6	1
10905	t-Amyl methyl ether	994-05-8	N.D.	0.5	1
10905	Benzene	71-43-2	N.D.	0.5	1
10905	Bromobenzene	108-86-1	N.D.	1	1
10905	Bromochloromethane	74-97-5	N.D.	1	1
10905	Bromodichloromethane	75-27-4	N.D.	1	1
10905	Bromoform	75-25-2	N.D.	1	1
10905	Bromomethane	74-83-9	N.D.	1	1
10905	2-Butanone	78-93-3	N.D.	3	1
10905	t-Butyl alcohol	75-65-0	N.D.	5	1
10905	n-Butylbenzene	104-51-8	N.D.	1	1
10905	sec-Butylbenzene	135-98-8	N.D.	1	1
10905	tert-Butylbenzene	98-06-6	N.D.	1	1
10905	Carbon Disulfide	75-15-0	N.D.	1	1
10905	Carbon Tetrachloride	56-23-5	N.D.	1	1
10905	Chlorobenzene	108-90-7	N.D.	0.8	1
10905	Chloroethane	75-00-3	N.D.	1	1
10905	2-Chloroethyl Vinyl Ether	110-75-8	N.D.	2	1
2-Chloroethyl vinyl ether may not be recovered if acid was used to preserve this sample.					
10905	Chloroform	67-66-3	N.D.	0.8	1
10905	Chloromethane	74-87-3	N.D.	1	1
10905	2-Chlorotoluene	95-49-8	N.D.	1	1
10905	4-Chlorotoluene	106-43-4	N.D.	1	1
10905	1,2-Dibromo-3-chloropropane	96-12-8	N.D.	2	1
10905	Dibromochloromethane	124-48-1	N.D.	1	1
10905	1,2-Dibromoethane	106-93-4	N.D.	0.5	1
10905	Dibromomethane	74-95-3	N.D.	1	1
10905	1,2-Dichlorobenzene	95-50-1	N.D.	1	1
10905	1,3-Dichlorobenzene	541-73-1	N.D.	1	1
10905	1,4-Dichlorobenzene	106-46-7	N.D.	1	1
10905	Dichlorodifluoromethane	75-71-8	N.D.	2	1
10905	1,1-Dichloroethane	75-34-3	N.D.	1	1
10905	1,2-Dichloroethane	107-06-2	N.D.	0.5	1
10905	1,1-Dichloroethene	75-35-4	N.D.	0.8	1
10905	cis-1,2-Dichloroethene	156-59-2	N.D.	0.8	1
10905	trans-1,2-Dichloroethene	156-60-5	N.D.	0.8	1
10905	1,2-Dichloropropane	78-87-5	N.D.	1	1
10905	1,3-Dichloropropane	142-28-9	N.D.	1	1
10905	2,2-Dichloropropane	594-20-7	N.D.	1	1
10905	1,1-Dichloropropene	563-58-6	N.D.	1	1
10905	cis-1,3-Dichloropropene	10061-01-5	N.D.	1	1
10905	trans-1,3-Dichloropropene	10061-02-6	N.D.	1	1
10905	Ethanol	64-17-5	N.D.	50	1
10905	Ethyl t-butyl ether	637-92-3	N.D.	0.5	1
10905	Ethylbenzene	100-41-4	N.D.	0.5	1
10905	Freon 113	76-13-1	N.D.	2	1
10905	Hexachlorobutadiene	87-68-3	N.D.	2	1
10905	2-Hexanone	591-78-6	N.D.	3	1
10905	di-Isopropyl ether	108-20-3	N.D.	0.5	1



Analysis Report

2425 New Holland Pike, PO Box 12425, Lancaster, PA 17605-2425 • 717-656-2300 Fax: 717-656-2681 • www.lancasterlabs.com

Sample Description: QA-T-110609 NA Water
Facility# 206265 BBLW
1520 Powell St-Emeryville SLT2007076 QA

LLI Sample # WW 6312131
LLI Group # 1250856
Account # 11964

Project Name: 206265

Collected: 06/09/2011

Chevron

Submitted: 06/10/2011 10:00

6001 Bollinger Canyon Rd L4310

Reported: 06/22/2011 10:33

San Ramon CA 94583

265-T

CAT No.	Analysis Name	CAS Number	As Received Result	As Received Method Detection Limit	Dilution Factor
GC/MS Volatiles SW-846 8260B			ug/l	ug/l	
10905	Isopropylbenzene	98-82-8	N.D.	1	1
10905	p-Isopropyltoluene	99-87-6	N.D.	1	1
10905	Methyl Tertiary Butyl Ether	1634-04-4	N.D.	0.5	1
10905	4-Methyl-2-pentanone	108-10-1	N.D.	3	1
10905	Methylene Chloride	75-09-2	N.D.	2	1
10905	Naphthalene	91-20-3	N.D.	1	1
10905	n-Propylbenzene	103-65-1	N.D.	1	1
10905	Styrene	100-42-5	N.D.	1	1
10905	1,1,1,2-Tetrachloroethane	630-20-6	N.D.	1	1
10905	1,1,2,2-Tetrachloroethane	79-34-5	N.D.	1	1
10905	Tetrachloroethene	127-18-4	N.D.	0.8	1
10905	Toluene	108-88-3	N.D.	0.5	1
10905	1,2,3-Trichlorobenzene	87-61-6	N.D.	1	1
10905	1,2,4-Trichlorobenzene	120-82-1	N.D.	1	1
10905	1,1,1-Trichloroethane	71-55-6	N.D.	0.8	1
10905	1,1,2-Trichloroethane	79-00-5	N.D.	0.8	1
10905	Trichloroethene	79-01-6	N.D.	1	1
10905	Trichlorofluoromethane	75-69-4	N.D.	2	1
10905	1,2,3-Trichloropropane	96-18-4	N.D.	1	1
10905	1,2,4-Trimethylbenzene	95-63-6	N.D.	1	1
10905	1,3,5-Trimethylbenzene	108-67-8	N.D.	1	1
10905	Vinyl Chloride	75-01-4	N.D.	1	1
10905	m+p-Xylene	n.a.	N.D.	0.5	1
10905	o-Xylene	95-47-6	N.D.	0.5	1
GC Volatiles SW-846 8015B			ug/l	ug/l	
01728	TPH-GRO N. CA water C6-C12	n.a.	N.D.	50	1

General Sample Comments

State of California Lab Certification No. 2501

All QC is compliant unless otherwise noted. Please refer to the Quality Control Summary for overall QC performance data and associated samples.

Laboratory Sample Analysis Record

CAT No.	Analysis Name	Method	Trial#	Batch#	Analysis Date and Time	Analyst	Dilution Factor
10905	8260 Full List w/ Sep. Xylenes	SW-846 8260B	1	W111682AA	06/17/2011 20:44	Sara E Johnson	1
01163	GC/MS VOA Water Prep	SW-846 5030B	1	W111682AA	06/17/2011 20:44	Sara E Johnson	1
01728	TPH-GRO N. CA water C6-C12	SW-846 8015B	1	11165B07A	06/15/2011 11:42	Laura M Krieger	1
01146	GC VOA Water Prep	SW-846 5030B	1	11165B07A	06/15/2011 11:42	Laura M Krieger	1

Quality Control Summary

 Client Name: Chevron
 Reported: 06/22/11 at 10:33 AM

Group Number: 1250856

Matrix QC may not be reported if site-specific QC samples were not submitted. In these situations, to demonstrate precision and accuracy at a batch level, a LCS/LCSD was performed, unless otherwise specified in the method.

Laboratory Compliance Quality Control

<u>Analysis Name</u>	<u>Blank Result</u>	<u>Blank MDL</u>	<u>Report Units</u>	<u>LCS %REC</u>	<u>LCSD %REC</u>	<u>LCS/LCSD Limits</u>	<u>RPD</u>	<u>RPD Max</u>
Batch number: W111682AA	Sample number(s): 6312121,6312123,6312125,6312127,6312129,6312131							
Acetone	N.D.	6.	ug/l	160		49-234		
t-Amyl methyl ether	N.D.	0.5	ug/l	93		77-120		
Benzene	N.D.	0.5	ug/l	104		79-120		
Bromobenzene	N.D.	1.	ug/l	100		80-120		
Bromochloromethane	N.D.	1.	ug/l	98		80-120		
Bromodichloromethane	N.D.	1.	ug/l	100		80-120		
Bromoform	N.D.	1.	ug/l	97		61-120		
Bromomethane	N.D.	1.	ug/l	90		44-120		
2-Butanone	N.D.	3.	ug/l	109		66-151		
t-Butyl alcohol	N.D.	5.	ug/l	95		62-129		
n-Butylbenzene	N.D.	1.	ug/l	93		74-120		
sec-Butylbenzene	N.D.	1.	ug/l	98		78-120		
tert-Butylbenzene	N.D.	1.	ug/l	97		80-120		
Carbon Disulfide	N.D.	1.	ug/l	95		62-120		
Carbon Tetrachloride	N.D.	1.	ug/l	107		75-123		
Chlorobenzene	N.D.	0.8	ug/l	103		80-120		
Chloroethane	N.D.	1.	ug/l	88		49-129		
2-Chloroethyl Vinyl Ether	N.D.	2.	ug/l	65		56-129		
Chloroform	N.D.	0.8	ug/l	106		77-122		
Chloromethane	N.D.	1.	ug/l	74		60-129		
2-Chlorotoluene	N.D.	1.	ug/l	95		80-120		
4-Chlorotoluene	N.D.	1.	ug/l	101		80-120		
1,2-Dibromo-3-chloropropane	N.D.	2.	ug/l	93		56-126		
Dibromochloromethane	N.D.	1.	ug/l	101		80-120		
1,2-Dibromoethane	N.D.	0.5	ug/l	105		80-120		
Dibromomethane	N.D.	1.	ug/l	96		80-120		
1,2-Dichlorobenzene	N.D.	1.	ug/l	100		80-120		
1,3-Dichlorobenzene	N.D.	1.	ug/l	98		80-120		
1,4-Dichlorobenzene	N.D.	1.	ug/l	99		80-120		
Dichlorodifluoromethane	N.D.	2.	ug/l	78		47-120		
1,1-Dichloroethane	N.D.	1.	ug/l	102		79-120		
1,2-Dichloroethane	N.D.	0.5	ug/l	102		70-130		
1,1-Dichloroethene	N.D.	0.8	ug/l	107		74-123		
cis-1,2-Dichloroethene	N.D.	0.8	ug/l	104		80-120		
trans-1,2-Dichloroethene	N.D.	0.8	ug/l	109		80-120		
1,2-Dichloropropane	N.D.	1.	ug/l	91		78-120		
1,3-Dichloropropane	N.D.	1.	ug/l	101		80-120		
2,2-Dichloropropane	N.D.	1.	ug/l	107		77-124		
1,1-Dichloropropene	N.D.	1.	ug/l	101		80-120		
cis-1,3-Dichloropropene	N.D.	1.	ug/l	97		80-120		
trans-1,3-Dichloropropene	N.D.	1.	ug/l	100		79-120		
Ethanol	N.D.	50.	ug/l	69		54-149		
Ethyl t-butyl ether	N.D.	0.5	ug/l	91		76-120		
Ethylbenzene	N.D.	0.5	ug/l	102		79-120		
Freon 113	N.D.	2.	ug/l	99		69-128		
Hexachlorobutadiene	N.D.	2.	ug/l	90		58-120		

*- Outside of specification

- (1) The result for one or both determinations was less than five times the LOQ.
- (2) The unspiked result was more than four times the spike added.

Quality Control Summary

Client Name: Chevron

Group Number: 1250856

Reported: 06/22/11 at 10:33 AM

<u>Analysis Name</u>	<u>Blank Result</u>	<u>Blank MDL</u>	<u>Report Units</u>	<u>LCS %REC</u>	<u>LCSD %REC</u>	<u>LCS/LCSD Limits</u>	<u>RPD</u>	<u>RPD Max</u>
2-Hexanone	N.D.	3.	ug/l	92		65-136		
di-Isopropyl ether	N.D.	0.5	ug/l	80		71-124		
Isopropylbenzene	N.D.	1.	ug/l	103		77-120		
p-Isopropyltoluene	N.D.	1.	ug/l	97		80-120		
Methyl Tertiary Butyl Ether	N.D.	0.5	ug/l	98		76-120		
4-Methyl-2-pentanone	N.D.	3.	ug/l	79		70-121		
Methylene Chloride	N.D.	2.	ug/l	103		80-120		
Naphthalene	N.D.	1.	ug/l	83		62-120		
n-Propylbenzene	N.D.	1.	ug/l	98		80-120		
Styrene	N.D.	1.	ug/l	103		80-120		
1,1,1,2-Tetrachloroethane	N.D.	1.	ug/l	103		80-120		
1,1,2,2-Tetrachloroethane	N.D.	1.	ug/l	89		71-120		
Tetrachloroethene	N.D.	0.8	ug/l	106		80-121		
Toluene	N.D.	0.5	ug/l	104		79-120		
1,2,3-Trichlorobenzene	N.D.	1.	ug/l	89		65-120		
1,2,4-Trichlorobenzene	N.D.	1.	ug/l	84		67-120		
1,1,1-Trichloroethane	N.D.	0.8	ug/l	110		75-127		
1,1,2-Trichloroethane	N.D.	0.8	ug/l	99		80-120		
Trichloroethene	N.D.	1.	ug/l	102		80-120		
Trichlorofluoromethane	N.D.	2.	ug/l	91		64-129		
1,2,3-Trichloropropane	N.D.	1.	ug/l	99		80-120		
1,2,4-Trimethylbenzene	N.D.	1.	ug/l	100		74-120		
1,3,5-Trimethylbenzene	N.D.	1.	ug/l	104		75-120		
Vinyl Chloride	N.D.	1.	ug/l	83		65-125		
m+p-Xylene	N.D.	0.5	ug/l	103		80-120		
o-Xylene	N.D.	0.5	ug/l	99		80-120		
Batch number: W111691AA	Sample number(s): 6312129							
Tetrachloroethene	N.D.	0.8	ug/l	109	107	80-121	2	30
Batch number: 11165B07A	Sample number(s): 6312121,6312123,6312125,6312127,6312129,6312131							
TPH-GRO N. CA water C6-C12	N.D.	50.	ug/l	100	109	75-135	9	30
Batch number: 111650007A	Sample number(s): 6312121,6312123,6312125,6312127,6312129							
C11-C36	N.D.	50.	ug/l					
Total TPH	N.D.	50.	ug/l	110	102	60-120	7	20
Batch number: 111660028A	Sample number(s): 6312121,6312123,6312125,6312127,6312129							
Ethane	N.D.	1.0	ug/l	100		80-120		
Ethene	N.D.	1.0	ug/l	93		80-120		
Methane	N.D.	5.0	ug/l	98		80-120		
Batch number: 111645716001	Sample number(s): 6312122,6312124							
Iron	N.D.	14.1	ug/l	98		90-110		
Manganese	N.D.	0.44	ug/l	98		85-115		
Batch number: 111645716002	Sample number(s): 6312126,6312128,6312130							
Iron	N.D.	14.1	ug/l	100		90-110		
Manganese	N.D.	0.44	ug/l	105		85-115		
Batch number: 11161196601A	Sample number(s): 6312121,6312123,6312125,6312127,6312129							
Nitrate Nitrogen	N.D.	50.	ug/l	100	100	90-110	0	20
Sulfate	N.D.	300.	ug/l	101	102	90-110	1	20
Batch number: 11165049502A	Sample number(s): 6312121,6312123,6312125,6312127,6312129							
Total Organic Carbon	N.D.	500.	ug/l	106		91-113		
Batch number: 11165023002A	Sample number(s): 6312123							

*- Outside of specification

- (1) The result for one or both determinations was less than five times the LOQ.
- (2) The unspiked result was more than four times the spike added.

Quality Control Summary

Client Name: Chevron

Group Number: 1250856

Reported: 06/22/11 at 10:33 AM

<u>Analysis Name</u>	<u>Blank Result</u>	<u>Blank MDL</u>	<u>Report Units</u>	<u>LCS %REC</u>	<u>LCSD %REC</u>	<u>LCS/LCSD Limits</u>	<u>RPD</u>	<u>RPD Max</u>
Sulfide	N.D.	54.	ug/l	99		90-110		
Batch number: 11166023001A	Sample number(s): 6312121, 6312125, 6312127, 6312129							
Sulfide	N.D.	54.	ug/l	92		90-110		
Batch number: 11170020201A	Sample number(s): 6312121, 6312123, 6312125, 6312127, 6312129							
Alkalinity to pH 4.5	N.D.	460.	ug/l as CaCO3	99		98-103		

Sample Matrix Quality Control

 Unspiked (UNSPK) = the sample used in conjunction with the matrix spike
 Background (BKG) = the sample used in conjunction with the duplicate

<u>Analysis Name</u>	<u>MS %REC</u>	<u>MSD %REC</u>	<u>MS/MSD Limits</u>	<u>RPD</u>	<u>RPD MAX</u>	<u>BKG Conc</u>	<u>DUP Conc</u>	<u>DUP RPD</u>	<u>Dup RPD Max</u>
Batch number: W111682AA	Sample number(s): 6312121, 6312123, 6312125, 6312127, 6312129, 6312131 UNSPK: P311627								
Acetone	83	82	52-139	1	30				
t-Amyl methyl ether	94	96	75-122	2	30				
Benzene	105	104	80-126	1	30				
Bromobenzene	102	104	82-115	1	30				
Bromochloromethane	101	100	83-123	1	30				
Bromodichloromethane	105	106	78-125	1	30				
Bromoform	98	100	60-121	2	30				
Bromomethane	99	99	38-149	0	30				
2-Butanone	76	77	57-138	2	30				
t-Butyl alcohol	89	100	67-119	11	30				
n-Butylbenzene	98	101	73-128	3	30				
sec-Butylbenzene	103	107	79-125	3	30				
tert-Butylbenzene	99	102	81-121	3	30				
Carbon Disulfide	102	101	67-135	1	30				
Carbon Tetrachloride	130	129	81-138	1	30				
Chlorobenzene	105	109	87-124	3	30				
Chloroethane	94	92	51-145	2	30				
2-Chloroethyl Vinyl Ether	0*	0*	10-151	0	30				
Chloroform	117	116	81-134	1	30				
Chloromethane	68	68	67-154	0	30				
2-Chlorotoluene	100	104	82-118	4	30				
4-Chlorotoluene	102	104	84-122	2	30				
1,2-Dibromo-3-chloropropane	93	95	54-134	2	30				
Dibromochloromethane	106	105	74-116	1	30				
1,2-Dibromoethane	103	107	77-116	4	30				
Dibromomethane	101	101	83-119	0	30				
1,2-Dichlorobenzene	103	101	84-119	2	30				
1,3-Dichlorobenzene	101	104	86-121	3	30				
1,4-Dichlorobenzene	103	102	85-121	1	30				
Dichlorodifluoromethane	105	107	52-129	3	30				
1,1-Dichloroethane	102	106	84-129	3	30				
1,2-Dichloroethane	111	114	66-141	3	30				
1,1-Dichloroethene	118	119	85-142	1	30				
cis-1,2-Dichloroethene	110	110	85-125	0	30				
trans-1,2-Dichloroethene	113	116	87-126	2	30				
1,2-Dichloropropane	88	89	83-124	1	30				
1,3-Dichloropropane	94	98	81-120	4	30				

*- Outside of specification

- (1) The result for one or both determinations was less than five times the LOQ.
- (2) The unspiked result was more than four times the spike added.

Quality Control Summary

 Client Name: Chevron
 Reported: 06/22/11 at 10:33 AM

Group Number: 1250856

Sample Matrix Quality Control

 Unspiked (UNSPK) = the sample used in conjunction with the matrix spike
 Background (BKG) = the sample used in conjunction with the duplicate

<u>Analysis Name</u>	<u>MS</u> <u>%REC</u>	<u>MSD</u> <u>%REC</u>	<u>MS/MSD</u> <u>Limits</u>	<u>RPD</u> <u>RPD</u>	<u>RPD</u> <u>MAX</u>	<u>BKG</u> <u>Conc</u>	<u>DUP</u> <u>Conc</u>	<u>DUP</u> <u>RPD</u>	<u>Dup RPD</u> <u>Max</u>
2,2-Dichloropropane	120	118	81-135	2	30				
1,1-Dichloropropene	110	112	86-137	2	30				
cis-1,3-Dichloropropene	97	96	75-125	1	30				
trans-1,3-Dichloropropene	96	101	74-119	5	30				
Ethanol	68	66	53-146	3	30				
Ethyl t-butyl ether	90	93	74-122	3	30				
Ethylbenzene	105	108	71-134	3	30				
Freon 113	126	126	89-148	0	30				
Hexachlorobutadiene	100	103	56-134	3	30				
2-Hexanone	74	77	55-127	3	30				
di-Isopropyl ether	75	76	70-129	1	30				
Isopropylbenzene	106	110	75-128	4	30				
p-Isopropyltoluene	104	105	76-123	1	30				
Methyl Tertiary Butyl Ether	102	103	72-126	1	30				
4-Methyl-2-pentanone	74	76	63-123	3	30				
Methylene Chloride	107	105	79-120	2	30				
Naphthalene	79	80	52-125	1	30				
n-Propylbenzene	104	104	74-134	1	30				
Styrene	104	105	78-125	1	30				
1,1,1,2-Tetrachloroethane	110	113	82-119	2	30				
1,1,2,2-Tetrachloroethane	84	87	72-128	3	30				
Tetrachloroethene	108	118	80-128	9	30				
Toluene	105	109	80-125	3	30				
1,2,3-Trichlorobenzene	89	90	69-119	1	30				
1,2,4-Trichlorobenzene	82	83	70-124	2	30				
1,1,1-Trichloroethane	130	131	80-143	1	30				
1,1,2-Trichloroethane	99	99	77-124	0	30				
Trichloroethene	111	112	88-133	1	30				
Trichlorofluoromethane	124	123	73-152	1	30				
1,2,3-Trichloropropane	98	98	76-118	0	30				
1,2,4-Trimethylbenzene	105	105	72-130	0	30				
1,3,5-Trimethylbenzene	110	111	72-131	1	30				
Vinyl Chloride	85	87	66-133	2	30				
m+p-Xylene	108	110	79-125	2	30				
o-Xylene	102	105	79-125	3	30				

Batch number: 111660028A	Sample number(s): 6312121,6312123,6312125,6312127,6312129 UNSPK: P312874
Ethane	61 59 34-153 3 20
Ethene	61 58 35-162 5 20
Methane	-1499 -1666 35-157 4 20
	(2) (2)

Batch number: 111645716001	Sample number(s): 6312122,6312124 UNSPK: P310944 BKG: P310944
Iron	98 (2) 70-130 12,700 12,700 1 20
Manganese	91 (2) 70-130 2,240 2,260 1 20

Batch number: 111645716002	Sample number(s): 6312126,6312128,6312130 UNSPK: P312777 BKG: P312777
Iron	103 70-130 N.D. N.D. 0 (1) 20
Manganese	103 70-130 3.6 3.1 14 (1) 20

Batch number: 11161196601A	Sample number(s): 6312121,6312123,6312125,6312127,6312129 UNSPK: P312076 BKG: P312076
Nitrate Nitrogen	100 90-110 N.D. N.D. 0 (1) 20

*- Outside of specification

- (1) The result for one or both determinations was less than five times the LOQ.
- (2) The unspiked result was more than four times the spike added.

Quality Control Summary

 Client Name: Chevron
 Reported: 06/22/11 at 10:33 AM

Group Number: 1250856

Sample Matrix Quality Control

 Unspiked (UNSPK) = the sample used in conjunction with the matrix spike
 Background (BKG) = the sample used in conjunction with the duplicate

<u>Analysis Name</u>	<u>MS %REC</u>	<u>MSD %REC</u>	<u>MS/MSD Limits</u>	<u>RPD</u>	<u>RPD MAX</u>	<u>BKG Conc</u>	<u>DUP Conc</u>	<u>DUP RPD</u>	<u>Dup RPD Max</u>
Sulfate	123*		90-110			6,600	6,500	0 (1)	20
Batch number: 11165049502A	Sample number(s): 6312121,6312123,6312125,6312127,6312129 UNSPK: 6312121 BKG: 6312121								
Total Organic Carbon	110		63-142			1,800	1,700	6* (1)	3
Batch number: 11165023002A	Sample number(s): 6312123 UNSPK: P310942 BKG: P310942								
Sulfide	97	96	50-130	1	10	56	N.D.	200* (1)	5
Batch number: 11166023001A	Sample number(s): 6312121,6312125,6312127,6312129 UNSPK: P312759 BKG: P312759								
Sulfide	63	69	50-130	9	10	N.D.	N.D.	0 (1)	5
Batch number: 11170020201A	Sample number(s): 6312121,6312123,6312125,6312127,6312129 UNSPK: 6312121 BKG: 6312121								
Alkalinity to pH 4.5	98		73-121			112,000	116,000	3	5
Alkalinity to pH 8.3						N.D.	N.D.	0 (1)	5

Surrogate Quality Control

Surrogate recoveries which are outside of the QC window are confirmed unless attributed to dilution or otherwise noted on the Analysis Report.

 Analysis Name: VOCs by 8260B(Extended) -Water
 Batch number: W111682AA

	Dibromofluoromethane	1,2-Dichloroethane-d4	Toluene-d8	4-Bromofluorobenzene
6312121	101	102	101	98
6312123	100	99	101	97
6312125	103	101	102	98
6312127	103	95	99	96
6312129	105	103	99	95
6312131	100	103	102	98
Blank	97	103	103	99
LCS	97	101	103	104
MS	102	99	103	105
MSD	102	102	104	105
Limits:	80-116	77-113	80-113	78-113

 Analysis Name: 8260 Master Scan (water)
 Batch number: W111691AA

	Dibromofluoromethane	1,2-Dichloroethane-d4	Toluene-d8	4-Bromofluorobenzene
Blank	101	100	101	98
LCS	101	103	103	105
LCSD	102	101	104	108
Limits:	80-116	77-113	80-113	78-113

Analysis Name: TPH-GRO N. CA water C6-C12

*- Outside of specification

- (1) The result for one or both determinations was less than five times the LOQ.
- (2) The unspiked result was more than four times the spike added.

Quality Control Summary

Client Name: Chevron
Reported: 06/22/11 at 10:33 AM

Group Number: 1250856

Surrogate Quality Control

Batch number: 11165B07A
Trifluorotoluene-F

6312121	89
6312123	94
6312125	93
6312127	92
6312129	94
6312131	95
Blank	90
LCS	104
LCSD	103

Limits: 63-135

Analysis Name: Custom TPH with Ranges (Water)

Batch number: 111650007A

Chlorobenzene Orthoterphenyl

6312121	90	107
6312123	93	109
6312125	103	110
6312127	102	104
6312129	94	108
Blank	94	117
LCS	89	130
LCSD	83	115

Limits: 28-152 52-131

Analysis Name: Volatile Headspace Hydrocarbon

Batch number: 111660028A

Propene

6312121	49
6312123	49
6312125	50
6312127	49
6312129	53
Blank	91
LCS	91
MS	49
MSD	48

Limits: 42-131

*- Outside of specification

- (1) The result for one or both determinations was less than five times the LOQ.
- (2) The unspiked result was more than four times the spike added.

Chevron California Region Analysis Request/Chain of Custody



060911-04

For Lancaster Laboratories use only
 Acct. #: 11964 Sample #: 6312121-31 SCR#: 252844

1250856

Facility #: 206265
 Site Address: 1520 Powell St. Emeryville CA
 Chevron PM: Tom Bauhus Lead Consultant: ARCADIS
 Consultant/Office: Walnut Creek, CA
 Consultant Prj. Mgr.: Jen Walger
 Consultant Phone #: 925.296.7819 Fax #: 925.274.1103
 Sampler: NA/SK
 Service Order #: _____ Non SAR: _____

Analyses Requested

Preservation Codes											
H	H	H	N	B	O	O	O	O	O	O	O
<input checked="" type="checkbox"/>	<input checked="" type="checkbox"/>	<input checked="" type="checkbox"/>	<input checked="" type="checkbox"/>	<input checked="" type="checkbox"/>	<input checked="" type="checkbox"/>	<input checked="" type="checkbox"/>	<input checked="" type="checkbox"/>	<input checked="" type="checkbox"/>	<input checked="" type="checkbox"/>	<input checked="" type="checkbox"/>	<input checked="" type="checkbox"/>
BTEX + MTBE	TPH 8015 MOD	TPH 8015 MOD DRG	8260 full scan	Oxygenates	Lead 7420	Methane, Ethane, Propane, Butane, Pentane, Hexane, Heptane, Octane, Nonane, Decane, Dodecane, Tetradecane, Hexadecane, Octadecane, Eicosane, Docosane, Tricosane, Tetracosane, Pentacosane, Hexacosane, Heptacosane, Octacosane, Nonacosane,triacontane, hentriacontane, triacontane, hentriacontane, triacontane, hentriacontane	1-2 methis (100-175) by EPA 200.7 EPA 200.7 EPA 200.7	Sulfate + Nitrate Nitrogen	Sulfide (SM4500s2-d)	Bicarbonate * (SM2310B)	TDC (SM5310C)

Preservative Codes
 H = HCl T = Thiosulfate
 N = HNO₃ B = NaOH
 S = H₂SO₄ O = Other

J value reporting needed
 Must meet lowest detection limits possible for 8260 compounds
 8021 MTBE Confirmation
 Confirm highest hit by 8260
 Confirm all hits by 8260
 Run ___ oxy's on highest hit
 Run ___ oxy's on all hits

Field Point Name	Matrix	Repeat Sample	Top Depth	Year	Month	Day	Time Collected	New Field Pt.	Grab	Composite	Total Number of Containers	BTEX + MTBE	TPH 8015 MOD	TPH 8015 MOD DRG	8260 full scan	Oxygenates	Lead 7420	Methane, Ethane, Propane, Butane, Pentane, Hexane, Heptane, Octane, Nonane, Decane, Dodecane, Tetradecane, Hexadecane, Octadecane, Eicosane, Docosane, Tricosane, Tetracosane, Pentacosane, Hexacosane, Heptacosane, Octacosane, Nonacosane,triacontane, hentriacontane, triacontane, hentriacontane, triacontane, hentriacontane, triacontane, hentriacontane	1-2 methis (100-175) by EPA 200.7 EPA 200.7 EPA 200.7	Sulfate + Nitrate Nitrogen	Sulfide (SM4500s2-d)	Bicarbonate * (SM2310B)	TDC (SM5310C)		
MW-17	W			2011	06	09	0830		X		16	X	X	X	X	X	X	X	X	X	X	X	X	X	X
MW-X6	W			2011	06	08	1450		X		16	X	X	X	X	X	X	X	X	X	X	X	X	X	X
MW-X9	W			2011	06	09	1245		X		16	X	X	X	X	X	X	X	X	X	X	X	X	X	X
MW-X9-D	W			2011	06	09	1300		X		16	X	X	X	X	X	X	X	X	X	X	X	X	X	X
MW-X2	W			2011	06	09	1020		X		16	X	X	X	X	X	X	X	X	X	X	X	X	X	X
TB-20110609	W			2011	06	09	-		X		2	X	X	X	X	X	X	X	X	X	X	X	X	X	X

Comments / Remarks
 * Field Filtered

Turnaround Time Requested (TAT) (please circle)
 STD. TAT 72 hour 48 hour
 24 hour 4 day 5 day

Data Package Options (please circle if required)
 QC Summary Type I - Full
 Type VI (Raw Data) Coelt Deliverable not needed
 WIP (RWQCB)
 Disk

Relinquished by: <u>[Signature]</u>	Date: <u>6/9</u>	Time: <u>1500</u>	Received by: <u>[Signature]</u>	Date: <u>6/9/11</u>	Time: <u>1500</u>
Relinquished by: <u>[Signature]</u>	Date: <u>6/9/11</u>	Time: <u>1630</u>	Received by: <u>[Signature]</u>	Date: _____	Time: _____
Relinquished by: _____	Date: _____	Time: _____	Received by: _____	Date: _____	Time: _____
Relinquished by Commercial Carrier: UPS FedEx Other _____			Received by: <u>[Signature]</u>	Date: <u>6/9/11</u>	Time: <u>1600</u>
Temperature Upon Receipt: <u>39 tent C°</u>			Custody Seals Intact? <input checked="" type="radio"/> Yes <input type="radio"/> No		

Explanation of Symbols and Abbreviations

The following defines common symbols and abbreviations used in reporting technical data:

RL	Reporting Limit	BMQL	Below Minimum Quantitation Level
N.D.	none detected	MPN	Most Probable Number
TNTC	Too Numerous To Count	CP Units	cobalt-chloroplatinate units
IU	International Units	NTU	nephelometric turbidity units
umhos/cm	micromhos/cm	ng	nanogram(s)
C	degrees Celsius	F	degrees Fahrenheit
meq	milliequivalents	lb.	pound(s)
g	gram(s)	kg	kilogram(s)
ug	microgram(s)	mg	milligram(s)
ml	milliliter(s)	l	liter(s)
m3	cubic meter(s)	ul	microliter(s)
<	less than - The number following the sign is the <u>limit of quantitation</u> , the smallest amount of analyte which can be reliably determined using this specific test.		
>	greater than		
J	estimated value – The result is \geq the Method Detection Limit (MDL) and $<$ the Limit of Quantitation (LOQ).		
ppm	parts per million - One ppm is equivalent to one milligram per kilogram (mg/kg), or one gram per million grams. For aqueous liquids, ppm is usually taken to be equivalent to milligrams per liter (mg/l), because one liter of water has a weight very close to a kilogram. For gases or vapors, one ppm is equivalent to one microliter of gas per liter of gas.		
ppb	parts per billion		
Dry weight basis	Results printed under this heading have been adjusted for moisture content. This increases the analyte weight concentration to approximate the value present in a similar sample without moisture. All other results are reported on an as-received basis.		

U.S. EPA CLP Data Qualifiers:

Organic Qualifiers	Inorganic Qualifiers
A TIC is a possible aldol-condensation product	B Value is $<$ CRDL, but \geq IDL
B Analyte was also detected in the blank	E Estimated due to interference
C Pesticide result confirmed by GC/MS	M Duplicate injection precision not met
D Compound quantitated on a diluted sample	N Spike sample not within control limits
E Concentration exceeds the calibration range of the instrument	S Method of standard additions (MSA) used for calculation
N Presumptive evidence of a compound (TICs only)	U Compound was not detected
P Concentration difference between primary and confirmation columns $>$ 25%	W Post digestion spike out of control limits
U Compound was not detected	* Duplicate analysis not within control limits
X,Y,Z Defined in case narrative	+ Correlation coefficient for MSA $<$ 0.995

Analytical test results meet all requirements of NELAC unless otherwise noted under the individual analysis.

Measurement uncertainty values, as applicable, are available upon request.

Tests results relate only to the sample tested. Clients should be aware that a critical step in a chemical or microbiological analysis is the collection of the sample. Unless the sample analyzed is truly representative of the bulk of material involved, the test results will be meaningless. If you have questions regarding the proper techniques of collecting samples, please contact us. We cannot be held responsible for sample integrity, however, unless sampling has been performed by a member of our staff. This report shall not be reproduced except in full, without the written approval of the laboratory.

WARRANTY AND LIMITS OF LIABILITY - In accepting analytical work, we warrant the accuracy of test results for the sample as submitted. THE FOREGOING EXPRESS WARRANTY IS EXCLUSIVE AND IS GIVEN IN LIEU OF ALL OTHER WARRANTIES, EXPRESSED OR IMPLIED. WE DISCLAIM ANY OTHER WARRANTIES, EXPRESSED OR IMPLIED, INCLUDING A WARRANTY OF FITNESS FOR PARTICULAR PURPOSE AND WARRANTY OF MERCHANTABILITY. IN NO EVENT SHALL LANCASTER LABORATORIES BE LIABLE FOR INDIRECT, SPECIAL, CONSEQUENTIAL, OR INCIDENTAL DAMAGES INCLUDING, BUT NOT LIMITED TO, DAMAGES FOR LOSS OF PROFIT OR GOODWILL REGARDLESS OF (A) THE NEGLIGENCE (EITHER SOLE OR CONCURRENT) OF LANCASTER LABORATORIES AND (B) WHETHER LANCASTER LABORATORIES HAS BEEN INFORMED OF THE POSSIBILITY OF SUCH DAMAGES. We accept no legal responsibility for the purposes for which the client uses the test results. No purchase order or other order for work shall be accepted by Lancaster Laboratories which includes any conditions that vary from the Standard Terms and Conditions, and Lancaster hereby objects to any conflicting terms contained in any acceptance or order submitted by client.

ANALYTICAL RESULTS

Prepared by:

Lancaster Laboratories
2425 New Holland Pike
Lancaster, PA 17605-2425

Prepared for:

Chevron
6001 Bollinger Canyon Rd L4310
San Ramon CA 94583

June 23, 2011

Project: 206265

Submittal Date: 06/11/2011
Group Number: 1251042
PO Number: 0015075168
Release Number: BAUHS
State of Sample Origin: CAClient Sample DescriptionMW-X10A-W-110610 Grab Water
MW-X10A-W-110610 Filtered Grab Water
MW-X11A-W-110610 Grab Water
MW-X11A-W-110610 Filtered Grab Water
QA-R-110610 NA Water
QA-T-110610 NA WaterLancaster Labs (LLI) #6313421
6313422
6313423
6313424
6313425
6313426

The specific methodologies used in obtaining the enclosed analytical results are indicated on the Laboratory Sample Analysis Record.

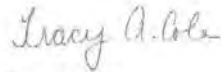
ELECTRONIC Arcadis
COPY TO
ELECTRONIC Arcadis BBL
COPY TO

Attn: Angeline Tan

Attn: Jennifer Wagler

Questions? Contact your Client Services Representative
Elizabeth A Leonhardt at (510) 232-8894

Respectfully Submitted,



Tracy A. Cole
Senior Specialist



Analysis Report

2425 New Holland Pike, PO Box 12425, Lancaster, PA 17605-2425 • 717-656-2300 Fax: 717-656-2681 • www.lancasterlabs.com

Sample Description: MW-X10A-W-110610 Grab Water
Facility# 206265 BBLW
1520 Powell St-Emeryville SLT2007076 MW-X10A

LLI Sample # WW 6313421
LLI Group # 1251042
Account # 11964

Project Name: 206265

Collected: 06/10/2011 12:45 by LK

Chevron

6001 Bollinger Canyon Rd L4310
San Ramon CA 94583

Submitted: 06/11/2011 09:15

Reported: 06/23/2011 10:50

MX10A

CAT No.	Analysis Name	CAS Number	As Received Result	As Received Method Detection Limit	Dilution Factor
GC/MS Volatiles SW-846 8260B			ug/l	ug/l	
10905	Acetone	67-64-1	N.D.	6	1
10905	t-Amyl methyl ether	994-05-8	N.D.	0.5	1
10905	Benzene	71-43-2	N.D.	0.5	1
10905	Bromobenzene	108-86-1	N.D.	1	1
10905	Bromochloromethane	74-97-5	N.D.	1	1
10905	Bromodichloromethane	75-27-4	N.D.	1	1
10905	Bromoform	75-25-2	N.D.	1	1
10905	Bromomethane	74-83-9	N.D.	1	1
10905	2-Butanone	78-93-3	N.D.	3	1
10905	t-Butyl alcohol	75-65-0	N.D.	5	1
10905	n-Butylbenzene	104-51-8	N.D.	1	1
10905	sec-Butylbenzene	135-98-8	N.D.	1	1
10905	tert-Butylbenzene	98-06-6	N.D.	1	1
10905	Carbon Disulfide	75-15-0	N.D.	1	1
10905	Carbon Tetrachloride	56-23-5	N.D.	1	1
10905	Chlorobenzene	108-90-7	N.D.	0.8	1
10905	Chloroethane	75-00-3	N.D.	1	1
10905	2-Chloroethyl Vinyl Ether	110-75-8	N.D.	2	1
2-Chloroethyl vinyl ether may not be recovered if acid was used to preserve this sample.					
10905	Chloroform	67-66-3	N.D.	0.8	1
10905	Chloromethane	74-87-3	N.D.	1	1
10905	2-Chlorotoluene	95-49-8	N.D.	1	1
10905	4-Chlorotoluene	106-43-4	N.D.	1	1
10905	1,2-Dibromo-3-chloropropane	96-12-8	N.D.	2	1
10905	Dibromochloromethane	124-48-1	N.D.	1	1
10905	1,2-Dibromoethane	106-93-4	N.D.	0.5	1
10905	Dibromomethane	74-95-3	N.D.	1	1
10905	1,2-Dichlorobenzene	95-50-1	N.D.	1	1
10905	1,3-Dichlorobenzene	541-73-1	N.D.	1	1
10905	1,4-Dichlorobenzene	106-46-7	N.D.	1	1
10905	Dichlorodifluoromethane	75-71-8	N.D.	2	1
10905	1,1-Dichloroethane	75-34-3	N.D.	1	1
10905	1,2-Dichloroethane	107-06-2	N.D.	0.5	1
10905	1,1-Dichloroethene	75-35-4	N.D.	0.8	1
10905	cis-1,2-Dichloroethene	156-59-2	3	0.8	1
10905	trans-1,2-Dichloroethene	156-60-5	N.D.	0.8	1
10905	1,2-Dichloropropane	78-87-5	N.D.	1	1
10905	1,3-Dichloropropane	142-28-9	N.D.	1	1
10905	2,2-Dichloropropane	594-20-7	N.D.	1	1
10905	1,1-Dichloropropene	563-58-6	N.D.	1	1
10905	cis-1,3-Dichloropropene	10061-01-5	N.D.	1	1
10905	trans-1,3-Dichloropropene	10061-02-6	N.D.	1	1
10905	Ethanol	64-17-5	N.D.	50	1
10905	Ethyl t-butyl ether	637-92-3	N.D.	0.5	1
10905	Ethylbenzene	100-41-4	N.D.	0.5	1
10905	Freon 113	76-13-1	N.D.	2	1
10905	Hexachlorobutadiene	87-68-3	N.D.	2	1
10905	2-Hexanone	591-78-6	N.D.	3	1
10905	di-Isopropyl ether	108-20-3	N.D.	0.5	1



Analysis Report

2425 New Holland Pike, PO Box 12425, Lancaster, PA 17605-2425 • 717-656-2300 Fax: 717-656-2681 • www.lancasterlabs.com

Sample Description: MW-X10A-W-110610 Grab Water
Facility# 206265 BBLW
1520 Powell St-Emeryville SLT2007076 MW-X10A

LLI Sample # WW 6313421
LLI Group # 1251042
Account # 11964

Project Name: 206265

Collected: 06/10/2011 12:45 by LK

Chevron

6001 Bollinger Canyon Rd L4310
San Ramon CA 94583

Submitted: 06/11/2011 09:15

Reported: 06/23/2011 10:50

MX10A

CAT No.	Analysis Name	CAS Number	As Received Result	As Received Method Detection Limit	Dilution Factor
GC/MS Volatiles SW-846 8260B			ug/l	ug/l	
10905	Isopropylbenzene	98-82-8	N.D.	1	1
10905	p-Isopropyltoluene	99-87-6	N.D.	1	1
10905	Methyl Tertiary Butyl Ether	1634-04-4	N.D.	0.5	1
10905	4-Methyl-2-pentanone	108-10-1	N.D.	3	1
10905	Methylene Chloride	75-09-2	N.D.	2	1
10905	Naphthalene	91-20-3	N.D.	1	1
10905	n-Propylbenzene	103-65-1	N.D.	1	1
10905	Styrene	100-42-5	N.D.	1	1
10905	1,1,1,2-Tetrachloroethane	630-20-6	N.D.	1	1
10905	1,1,2,2-Tetrachloroethane	79-34-5	N.D.	1	1
10905	Tetrachloroethene	127-18-4	N.D.	0.8	1
10905	Toluene	108-88-3	N.D.	0.5	1
10905	1,2,3-Trichlorobenzene	87-61-6	N.D.	1	1
10905	1,2,4-Trichlorobenzene	120-82-1	N.D.	1	1
10905	1,1,1-Trichloroethane	71-55-6	N.D.	0.8	1
10905	1,1,2-Trichloroethane	79-00-5	N.D.	0.8	1
10905	Trichloroethene	79-01-6	5	1	1
10905	Trichlorofluoromethane	75-69-4	N.D.	2	1
10905	1,2,3-Trichloropropane	96-18-4	N.D.	1	1
10905	1,2,4-Trimethylbenzene	95-63-6	N.D.	1	1
10905	1,3,5-Trimethylbenzene	108-67-8	N.D.	1	1
10905	Vinyl Chloride	75-01-4	N.D.	1	1
10905	m+p-Xylene	n.a.	N.D.	0.5	1
10905	o-Xylene	95-47-6	N.D.	0.5	1
GC Volatiles SW-846 8015B			ug/l	ug/l	
01728	TPH-GRO N. CA water C6-C12	n.a.	N.D.	50	1
GC Extractable TPH SW-846 8015B modified			ug/l	ug/l	
02740	C11-C36	n.a.	250	48	1
02740	Total TPH	n.a.	250	48	1
GC Miscellaneous RSKSOP-175 08/11/94 modified			ug/l	ug/l	
07105	Ethane	74-84-0	N.D.	1.0	1
07105	Ethene	74-85-1	N.D.	1.0	1
07105	Methane	74-82-8	97	5.0	1
Wet Chemistry EPA 300.0			ug/l	ug/l	
00368	Nitrate Nitrogen	14797-55-8	570	250	5
00228	Sulfate	14808-79-8	80,700	3,000	10
SM20 5310 C			ug/l	ug/l	
00273	Total Organic Carbon	n.a.	8,400	500	1
SM20 2320 B			ug/l as CaCO3	ug/l as CaCO3	



Analysis Report

2425 New Holland Pike, PO Box 12425, Lancaster, PA 17605-2425 • 717-656-2300 Fax: 717-656-2681 • www.lancasterlabs.com

Sample Description: MW-X10A-W-110610 Grab Water
Facility# 206265 BBLW
 1520 Powell St-Emeryville SLT2007076 MW-X10A

LLI Sample # WW 6313421
LLI Group # 1251042
Account # 11964

Project Name: 206265

Collected: 06/10/2011 12:45 by LK

Chevron

6001 Bollinger Canyon Rd L4310
 San Ramon CA 94583

Submitted: 06/11/2011 09:15

Reported: 06/23/2011 10:50

MX10A

CAT No.	Analysis Name	CAS Number	As Received Result	As Received Method Detection Limit	Dilution Factor
Wet Chemistry SM20 2320 B			ug/l as CaCO3	ug/l as CaCO3	
00202	Alkalinity to pH 4.5	n.a.	269,000	460	1
00201	Alkalinity to pH 8.3	n.a.	N.D.	460	1
01454	Bicarbonate Alkalinity	n.a.	269,000	460	1
SM20 4500 S2 D			ug/l	ug/l	
00230	Sulfide	18496-25-8	N.D.	54	1

General Sample Comments

State of California Lab Certification No. 2501

All QC is compliant unless otherwise noted. Please refer to the Quality Control Summary for overall QC performance data and associated samples.

Laboratory Sample Analysis Record

CAT No.	Analysis Name	Method	Trial#	Batch#	Analysis Date and Time	Analyst	Dilution Factor
10905	8260 Full List w/ Sep. Xylenes	SW-846 8260B	1	W111691AA	06/18/2011 20:55	Frank A Valla, Jr	1
01163	GC/MS VOA Water Prep	SW-846 5030B	1	W111691AA	06/18/2011 20:55	Frank A Valla, Jr	1
01728	TPH-GRO N. CA water C6-C12	SW-846 8015B	1	11166B07A	06/17/2011 16:11	Elizabeth J Marin	1
01146	GC VOA Water Prep	SW-846 5030B	1	11166B07A	06/17/2011 16:11	Elizabeth J Marin	1
02740	Custom TPH with Ranges (Water)	SW-846 8015B modified	1	111650007A	06/16/2011 17:16	Heather E Williams	1
07105	Volatile Headspace Hydrocarbon	RSKSOP-175 08/11/94 modified	1	111660028A	06/15/2011 22:00	Elizabeth J Marin	1
11181	Custom TPH w/ Ranges Water Ext	SW-846 3510C	1	111650007A	06/14/2011 17:30	Kathryn I DeHaven	1
00368	Nitrate Nitrogen	EPA 300.0	1	11161373901A	06/11/2011 14:57	Ashley M Adams	5
00228	Sulfate	EPA 300.0	1	11161373901A	06/19/2011 13:46	Ashley M Adams	10
00273	Total Organic Carbon	SM20 5310 C	1	11166049503A	06/15/2011 06:47	James S Mathiot	1
00202	Alkalinity to pH 4.5	SM20 2320 B	1	11171020201B	06/20/2011 06:31	Susan A Engle	1
00201	Alkalinity to pH 8.3	SM20 2320 B	1	11171020201B	06/20/2011 06:31	Susan A Engle	1
01454	Bicarbonate Alkalinity	SM20 2320 B	1	11171020201B	06/20/2011 06:31	Susan A Engle	1
00230	Sulfide	SM20 4500 S2 D	1	11167023001A	06/16/2011 08:50	Susan E Hibner	1



Analysis Report

2425 New Holland Pike, PO Box 12425, Lancaster, PA 17605-2425 • 717-656-2300 Fax: 717-656-2681 • www.lancasterlabs.com

Sample Description: MW-X10A-W-110610 Filtered Grab Water
Facility# 206265 BBLW
1520 Powell St-Emeryville SLT2007076 MW-X10A

LLI Sample # WW 6313422
LLI Group # 1251042
Account # 11964

Project Name: 206265

Collected: 06/10/2011 12:45 by LK

Chevron

6001 Bollinger Canyon Rd L4310
San Ramon CA 94583

Submitted: 06/11/2011 09:15

Reported: 06/23/2011 10:50

CAT No.	Analysis Name	CAS Number	As Received Result	As Received Method Detection Limit	Dilution Factor
Metals Dissolved					
		EPA 200.7 rev 4.4	ug/l	ug/l	
01754	Iron	7439-89-6	N.D.	14.1	1
07058	Manganese	7439-96-5	538	0.44	1

General Sample Comments

State of California Lab Certification No. 2501
This sample was field filtered for dissolved metals.

All QC is compliant unless otherwise noted. Please refer to the Quality Control Summary for overall QC performance data and associated samples.

Laboratory Sample Analysis Record

CAT No.	Analysis Name	Method	Trial#	Batch#	Analysis Date and Time	Analyst	Dilution Factor
01754	Iron	EPA 200.7 rev 4.4	1	111645716002	06/15/2011 02:22	John W Yanzuk II	1
07058	Manganese	EPA 200.7 rev 4.4	1	111645716002	06/15/2011 02:22	John W Yanzuk II	1
05716	EPA 600 ICP Digest (tot rec)	EPA 200.7 rev 4.4	1	111645716002	06/14/2011 09:58	James L Mertz	1

Sample Description: MW-X11A-W-110610 Grab Water
Facility# 206265 BBLW
1520 Powell St-Emeryville SLT2007076 MW-X11A

LLI Sample # WW 6313423
LLI Group # 1251042
Account # 11964

Project Name: 206265

Collected: 06/10/2011 14:00 by LK

Chevron

6001 Bollinger Canyon Rd L4310
San Ramon CA 94583

Submitted: 06/11/2011 09:15

Reported: 06/23/2011 10:50

MX11A

CAT No.	Analysis Name	CAS Number	As Received Result	As Received Method Detection Limit	Dilution Factor
GC/MS Volatiles SW-846 8260B			ug/l	ug/l	
10905	Acetone	67-64-1	N.D.	6	1
10905	t-Amyl methyl ether	994-05-8	N.D.	0.5	1
10905	Benzene	71-43-2	N.D.	0.5	1
10905	Bromobenzene	108-86-1	N.D.	1	1
10905	Bromochloromethane	74-97-5	N.D.	1	1
10905	Bromodichloromethane	75-27-4	N.D.	1	1
10905	Bromoform	75-25-2	N.D.	1	1
10905	Bromomethane	74-83-9	N.D.	1	1
10905	2-Butanone	78-93-3	N.D.	3	1
10905	t-Butyl alcohol	75-65-0	N.D.	5	1
10905	n-Butylbenzene	104-51-8	N.D.	1	1
10905	sec-Butylbenzene	135-98-8	N.D.	1	1
10905	tert-Butylbenzene	98-06-6	N.D.	1	1
10905	Carbon Disulfide	75-15-0	N.D.	1	1
10905	Carbon Tetrachloride	56-23-5	N.D.	1	1
10905	Chlorobenzene	108-90-7	N.D.	0.8	1
10905	Chloroethane	75-00-3	N.D.	1	1
10905	2-Chloroethyl Vinyl Ether	110-75-8	N.D.	2	1
2-Chloroethyl vinyl ether may not be recovered if acid was used to preserve this sample.					
10905	Chloroform	67-66-3	N.D.	0.8	1
10905	Chloromethane	74-87-3	N.D.	1	1
10905	2-Chlorotoluene	95-49-8	N.D.	1	1
10905	4-Chlorotoluene	106-43-4	N.D.	1	1
10905	1,2-Dibromo-3-chloropropane	96-12-8	N.D.	2	1
10905	Dibromochloromethane	124-48-1	N.D.	1	1
10905	1,2-Dibromoethane	106-93-4	N.D.	0.5	1
10905	Dibromomethane	74-95-3	N.D.	1	1
10905	1,2-Dichlorobenzene	95-50-1	N.D.	1	1
10905	1,3-Dichlorobenzene	541-73-1	N.D.	1	1
10905	1,4-Dichlorobenzene	106-46-7	N.D.	1	1
10905	Dichlorodifluoromethane	75-71-8	N.D.	2	1
10905	1,1-Dichloroethane	75-34-3	N.D.	1	1
10905	1,2-Dichloroethane	107-06-2	N.D.	0.5	1
10905	1,1-Dichloroethene	75-35-4	N.D.	0.8	1
10905	cis-1,2-Dichloroethene	156-59-2	8	0.8	1
10905	trans-1,2-Dichloroethene	156-60-5	4	0.8	1
10905	1,2-Dichloropropane	78-87-5	N.D.	1	1
10905	1,3-Dichloropropane	142-28-9	N.D.	1	1
10905	2,2-Dichloropropane	594-20-7	N.D.	1	1
10905	1,1-Dichloropropene	563-58-6	N.D.	1	1
10905	cis-1,3-Dichloropropene	10061-01-5	N.D.	1	1
10905	trans-1,3-Dichloropropene	10061-02-6	N.D.	1	1
10905	Ethanol	64-17-5	N.D.	50	1
10905	Ethyl t-butyl ether	637-92-3	N.D.	0.5	1
10905	Ethylbenzene	100-41-4	N.D.	0.5	1
10905	Freon 113	76-13-1	N.D.	2	1
10905	Hexachlorobutadiene	87-68-3	N.D.	2	1
10905	2-Hexanone	591-78-6	N.D.	3	1
10905	di-Isopropyl ether	108-20-3	N.D.	0.5	1



Analysis Report

2425 New Holland Pike, PO Box 12425, Lancaster, PA 17605-2425 • 717-656-2300 Fax: 717-656-2681 • www.lancasterlabs.com

Sample Description: MW-X11A-W-110610 Grab Water
Facility# 206265 BBLW
1520 Powell St-Emeryville SLT2007076 MW-X11A

LLI Sample # WW 6313423
LLI Group # 1251042
Account # 11964

Project Name: 206265

Collected: 06/10/2011 14:00 by LK

Chevron

6001 Bollinger Canyon Rd L4310
San Ramon CA 94583

Submitted: 06/11/2011 09:15

Reported: 06/23/2011 10:50

MX11A

CAT No.	Analysis Name	CAS Number	As Received Result	As Received Method Detection Limit	Dilution Factor
GC/MS Volatiles SW-846 8260B			ug/l	ug/l	
10905	Isopropylbenzene	98-82-8	N.D.	1	1
10905	p-Isopropyltoluene	99-87-6	N.D.	1	1
10905	Methyl Tertiary Butyl Ether	1634-04-4	N.D.	0.5	1
10905	4-Methyl-2-pentanone	108-10-1	N.D.	3	1
10905	Methylene Chloride	75-09-2	N.D.	2	1
10905	Naphthalene	91-20-3	N.D.	1	1
10905	n-Propylbenzene	103-65-1	N.D.	1	1
10905	Styrene	100-42-5	N.D.	1	1
10905	1,1,1,2-Tetrachloroethane	630-20-6	N.D.	1	1
10905	1,1,2,2-Tetrachloroethane	79-34-5	N.D.	1	1
10905	Tetrachloroethene	127-18-4	N.D.	0.8	1
10905	Toluene	108-88-3	N.D.	0.5	1
10905	1,2,3-Trichlorobenzene	87-61-6	N.D.	1	1
10905	1,2,4-Trichlorobenzene	120-82-1	N.D.	1	1
10905	1,1,1-Trichloroethane	71-55-6	N.D.	0.8	1
10905	1,1,2-Trichloroethane	79-00-5	N.D.	0.8	1
10905	Trichloroethene	79-01-6	11	1	1
10905	Trichlorofluoromethane	75-69-4	N.D.	2	1
10905	1,2,3-Trichloropropane	96-18-4	N.D.	1	1
10905	1,2,4-Trimethylbenzene	95-63-6	N.D.	1	1
10905	1,3,5-Trimethylbenzene	108-67-8	N.D.	1	1
10905	Vinyl Chloride	75-01-4	N.D.	1	1
10905	m+p-Xylene	n.a.	N.D.	0.5	1
10905	o-Xylene	95-47-6	N.D.	0.5	1
GC Volatiles SW-846 8015B			ug/l	ug/l	
01728	TPH-GRO N. CA water C6-C12	n.a.	N.D.	50	1
GC Extractable TPH SW-846 8015B modified			ug/l	ug/l	
02740	C11-C36	n.a.	250	47	1
02740	Total TPH	n.a.	250	47	1
GC Miscellaneous RSKSOP-175 08/11/94 modified			ug/l	ug/l	
07105	Ethane	74-84-0	N.D.	1.0	1
07105	Ethene	74-85-1	N.D.	1.0	1
07105	Methane	74-82-8	5.5	5.0	1
Wet Chemistry EPA 300.0			ug/l	ug/l	
00368	Nitrate Nitrogen	14797-55-8	1,100	250	5
00228	Sulfate	14808-79-8	102,000	3,000	10
SM20 5310 C			ug/l	ug/l	
00273	Total Organic Carbon	n.a.	12,700	500	1
SM20 2320 B			ug/l as CaCO3	ug/l as CaCO3	

Sample Description: MW-X11A-W-110610 Grab Water
Facility# 206265 BBLW
1520 Powell St-Emeryville SLT2007076 MW-X11A

LLI Sample # WW 6313423
LLI Group # 1251042
Account # 11964

Project Name: 206265

Collected: 06/10/2011 14:00 by LK

Chevron

6001 Bollinger Canyon Rd L4310
San Ramon CA 94583

Submitted: 06/11/2011 09:15

Reported: 06/23/2011 10:50

MX11A

CAT No.	Analysis Name	CAS Number	As Received Result	As Received Method Detection Limit	Dilution Factor
Wet Chemistry SM20 2320 B			ug/l as CaCO3	ug/l as CaCO3	
00202	Alkalinity to pH 4.5	n.a.	339,000	460	1
00201	Alkalinity to pH 8.3	n.a.	N.D.	460	1
01454	Bicarbonate Alkalinity	n.a.	339,000	460	1
SM20 4500 S2 D			ug/l	ug/l	
00230	Sulfide	18496-25-8	N.D.	54	1

General Sample Comments

State of California Lab Certification No. 2501

All QC is compliant unless otherwise noted. Please refer to the Quality Control Summary for overall QC performance data and associated samples.

Laboratory Sample Analysis Record

CAT No.	Analysis Name	Method	Trial#	Batch#	Analysis Date and Time	Analyst	Dilution Factor
10905	8260 Full List w/ Sep. Xylenes	SW-846 8260B	1	W111691AA	06/18/2011 21:19	Frank A Valla, Jr	1
01163	GC/MS VOA Water Prep	SW-846 5030B	1	W111691AA	06/18/2011 21:19	Frank A Valla, Jr	1
01728	TPH-GRO N. CA water C6-C12	SW-846 8015B	1	11166B07A	06/17/2011 16:36	Elizabeth J Marin	1
01146	GC VOA Water Prep	SW-846 5030B	1	11166B07A	06/17/2011 16:36	Elizabeth J Marin	1
02740	Custom TPH with Ranges (Water)	SW-846 8015B modified	1	111650007A	06/16/2011 17:41	Heather E Williams	1
07105	Volatile Headspace Hydrocarbon	RSKSOP-175 08/11/94 modified	1	111660028A	06/15/2011 22:16	Elizabeth J Marin	1
11181	Custom TPH w/ Ranges Water Ext	SW-846 3510C	1	111650007A	06/14/2011 17:30	Kathryn I DeHaven	1
00368	Nitrate Nitrogen	EPA 300.0	1	11161373901A	06/11/2011 15:43	Ashley M Adams	5
00228	Sulfate	EPA 300.0	1	11161373901A	06/19/2011 14:30	Ashley M Adams	10
00273	Total Organic Carbon	SM20 5310 C	1	11166049503A	06/15/2011 06:55	James S Mathiot	1
00202	Alkalinity to pH 4.5	SM20 2320 B	1	11171020201B	06/20/2011 06:31	Susan A Engle	1
00201	Alkalinity to pH 8.3	SM20 2320 B	1	11171020201B	06/20/2011 06:31	Susan A Engle	1
01454	Bicarbonate Alkalinity	SM20 2320 B	1	11171020201B	06/20/2011 06:31	Susan A Engle	1
00230	Sulfide	SM20 4500 S2 D	1	11167023001A	06/16/2011 08:50	Susan E Hibner	1



Analysis Report

2425 New Holland Pike, PO Box 12425, Lancaster, PA 17605-2425 • 717-656-2300 Fax: 717-656-2681 • www.lancasterlabs.com

Sample Description: MW-X11A-W-110610 Filtered Grab Water
Facility# 206265 BBLW
1520 Powell St-Emeryville SLT2007076 MW-X11A

LLI Sample # WW 6313424
LLI Group # 1251042
Account # 11964

Project Name: 206265

Collected: 06/10/2011 14:00 by LK

Chevron

6001 Bollinger Canyon Rd L4310
San Ramon CA 94583

Submitted: 06/11/2011 09:15

Reported: 06/23/2011 10:50

CAT No.	Analysis Name	CAS Number	As Received Result	As Received Method Detection Limit	Dilution Factor
Metals Dissolved					
		EPA 200.7 rev 4.4	ug/l	ug/l	
01754	Iron	7439-89-6	N.D.	14.1	1
07058	Manganese	7439-96-5	164	0.44	1

General Sample Comments

State of California Lab Certification No. 2501
This sample was field filtered for dissolved metals.

All QC is compliant unless otherwise noted. Please refer to the Quality Control Summary for overall QC performance data and associated samples.

Laboratory Sample Analysis Record

CAT No.	Analysis Name	Method	Trial#	Batch#	Analysis Date and Time	Analyst	Dilution Factor
01754	Iron	EPA 200.7 rev 4.4	1	111645716002	06/15/2011 02:25	John W Yanzuk II	1
07058	Manganese	EPA 200.7 rev 4.4	1	111645716002	06/15/2011 02:25	John W Yanzuk II	1
05716	EPA 600 ICP Digest (tot rec)	EPA 200.7 rev 4.4	1	111645716002	06/14/2011 09:58	James L Mertz	1

Sample Description: QA-R-110610 NA Water
Facility# 206265 BBLW
1520 Powell St-Emeryville SLT2007076 QA

LLI Sample # WW 6313425
LLI Group # 1251042
Account # 11964

Project Name: 206265

Collected: 06/10/2011 14:15 by LK

Chevron

6001 Bollinger Canyon Rd L4310
San Ramon CA 94583

Submitted: 06/11/2011 09:15

Reported: 06/23/2011 10:50

MXEQB

CAT No.	Analysis Name	CAS Number	As Received Result	As Received Method Detection Limit	Dilution Factor
GC/MS Volatiles SW-846 8260B			ug/l	ug/l	
10905	Acetone	67-64-1	N.D.	6	1
10905	t-Amyl methyl ether	994-05-8	N.D.	0.5	1
10905	Benzene	71-43-2	N.D.	0.5	1
10905	Bromobenzene	108-86-1	N.D.	1	1
10905	Bromochloromethane	74-97-5	N.D.	1	1
10905	Bromodichloromethane	75-27-4	N.D.	1	1
10905	Bromoform	75-25-2	N.D.	1	1
10905	Bromomethane	74-83-9	N.D.	1	1
10905	2-Butanone	78-93-3	N.D.	3	1
10905	t-Butyl alcohol	75-65-0	9	5	1
10905	n-Butylbenzene	104-51-8	N.D.	1	1
10905	sec-Butylbenzene	135-98-8	N.D.	1	1
10905	tert-Butylbenzene	98-06-6	N.D.	1	1
10905	Carbon Disulfide	75-15-0	N.D.	1	1
10905	Carbon Tetrachloride	56-23-5	N.D.	1	1
10905	Chlorobenzene	108-90-7	N.D.	0.8	1
10905	Chloroethane	75-00-3	N.D.	1	1
10905	2-Chloroethyl Vinyl Ether	110-75-8	N.D.	2	1
2-Chloroethyl vinyl ether may not be recovered if acid was used to preserve this sample.					
10905	Chloroform	67-66-3	N.D.	0.8	1
10905	Chloromethane	74-87-3	N.D.	1	1
10905	2-Chlorotoluene	95-49-8	N.D.	1	1
10905	4-Chlorotoluene	106-43-4	N.D.	1	1
10905	1,2-Dibromo-3-chloropropane	96-12-8	N.D.	2	1
10905	Dibromochloromethane	124-48-1	N.D.	1	1
10905	1,2-Dibromoethane	106-93-4	N.D.	0.5	1
10905	Dibromomethane	74-95-3	N.D.	1	1
10905	1,2-Dichlorobenzene	95-50-1	N.D.	1	1
10905	1,3-Dichlorobenzene	541-73-1	N.D.	1	1
10905	1,4-Dichlorobenzene	106-46-7	N.D.	1	1
10905	Dichlorodifluoromethane	75-71-8	N.D.	2	1
10905	1,1-Dichloroethane	75-34-3	N.D.	1	1
10905	1,2-Dichloroethane	107-06-2	N.D.	0.5	1
10905	1,1-Dichloroethene	75-35-4	N.D.	0.8	1
10905	cis-1,2-Dichloroethene	156-59-2	N.D.	0.8	1
10905	trans-1,2-Dichloroethene	156-60-5	N.D.	0.8	1
10905	1,2-Dichloropropane	78-87-5	N.D.	1	1
10905	1,3-Dichloropropane	142-28-9	N.D.	1	1
10905	2,2-Dichloropropane	594-20-7	N.D.	1	1
10905	1,1-Dichloropropene	563-58-6	N.D.	1	1
10905	cis-1,3-Dichloropropene	10061-01-5	N.D.	1	1
10905	trans-1,3-Dichloropropene	10061-02-6	N.D.	1	1
10905	Ethanol	64-17-5	N.D.	50	1
10905	Ethyl t-butyl ether	637-92-3	N.D.	0.5	1
10905	Ethylbenzene	100-41-4	N.D.	0.5	1
10905	Freon 113	76-13-1	N.D.	2	1
10905	Hexachlorobutadiene	87-68-3	N.D.	2	1
10905	2-Hexanone	591-78-6	N.D.	3	1
10905	di-Isopropyl ether	108-20-3	N.D.	0.5	1



Analysis Report

2425 New Holland Pike, PO Box 12425, Lancaster, PA 17605-2425 • 717-656-2300 Fax: 717-656-2681 • www.lancasterlabs.com

Sample Description: QA-R-110610 NA Water
Facility# 206265 BBLW
1520 Powell St-Emeryville SLT2007076 QA

LLI Sample # WW 6313425
LLI Group # 1251042
Account # 11964

Project Name: 206265

Collected: 06/10/2011 14:15 by LK

Chevron

6001 Bollinger Canyon Rd L4310
San Ramon CA 94583

Submitted: 06/11/2011 09:15

Reported: 06/23/2011 10:50

MXEQB

CAT No.	Analysis Name	CAS Number	As Received Result	As Received Method Detection Limit	Dilution Factor
GC/MS Volatiles SW-846 8260B			ug/l	ug/l	
10905	Isopropylbenzene	98-82-8	N.D.	1	1
10905	p-Isopropyltoluene	99-87-6	N.D.	1	1
10905	Methyl Tertiary Butyl Ether	1634-04-4	N.D.	0.5	1
10905	4-Methyl-2-pentanone	108-10-1	N.D.	3	1
10905	Methylene Chloride	75-09-2	N.D.	2	1
10905	Naphthalene	91-20-3	N.D.	1	1
10905	n-Propylbenzene	103-65-1	N.D.	1	1
10905	Styrene	100-42-5	N.D.	1	1
10905	1,1,1,2-Tetrachloroethane	630-20-6	N.D.	1	1
10905	1,1,2,2-Tetrachloroethane	79-34-5	N.D.	1	1
10905	Tetrachloroethene	127-18-4	N.D.	0.8	1
10905	Toluene	108-88-3	N.D.	0.5	1
10905	1,2,3-Trichlorobenzene	87-61-6	N.D.	1	1
10905	1,2,4-Trichlorobenzene	120-82-1	N.D.	1	1
10905	1,1,1-Trichloroethane	71-55-6	N.D.	0.8	1
10905	1,1,2-Trichloroethane	79-00-5	N.D.	0.8	1
10905	Trichloroethene	79-01-6	N.D.	1	1
10905	Trichlorofluoromethane	75-69-4	N.D.	2	1
10905	1,2,3-Trichloropropane	96-18-4	N.D.	1	1
10905	1,2,4-Trimethylbenzene	95-63-6	N.D.	1	1
10905	1,3,5-Trimethylbenzene	108-67-8	N.D.	1	1
10905	Vinyl Chloride	75-01-4	N.D.	1	1
10905	m+p-Xylene	n.a.	N.D.	0.5	1
10905	o-Xylene	95-47-6	N.D.	0.5	1
GC Volatiles SW-846 8015B			ug/l	ug/l	
01728	TPH-GRO N. CA water C6-C12	n.a.	N.D.	50	1

General Sample Comments

State of California Lab Certification No. 2501

All QC is compliant unless otherwise noted. Please refer to the Quality Control Summary for overall QC performance data and associated samples.

Laboratory Sample Analysis Record

CAT No.	Analysis Name	Method	Trial#	Batch#	Analysis Date and Time	Analyst	Dilution Factor
10905	8260 Full List w/ Sep. Xylenes	SW-846 8260B	1	W111691AA	06/18/2011 16:07	Frank A Valla, Jr	1
01163	GC/MS VOA Water Prep	SW-846 5030B	1	W111691AA	06/18/2011 16:07	Frank A Valla, Jr	1
01728	TPH-GRO N. CA water C6-C12	SW-846 8015B	1	11166B07A	06/17/2011 17:02	Elizabeth J Marin	1
01146	GC VOA Water Prep	SW-846 5030B	1	11166B07A	06/17/2011 17:02	Elizabeth J Marin	1

Sample Description: QA-T-110610 NA Water
Facility# 206265 BBLW
1520 Powell St-Emeryville SLT2007076 QA

LLI Sample # WW 6313426
LLI Group # 1251042
Account # 11964

Project Name: 206265

Collected: 06/10/2011

Chevron

Submitted: 06/11/2011 09:15

6001 Bollinger Canyon Rd L4310

Reported: 06/23/2011 10:50

San Ramon CA 94583

MXTRB

CAT No.	Analysis Name	CAS Number	As Received Result	As Received Method Detection Limit	Dilution Factor
GC/MS Volatiles SW-846 8260B			ug/l	ug/l	
10905	Acetone	67-64-1	N.D.	6	1
10905	t-Amyl methyl ether	994-05-8	N.D.	0.5	1
10905	Benzene	71-43-2	N.D.	0.5	1
10905	Bromobenzene	108-86-1	N.D.	1	1
10905	Bromochloromethane	74-97-5	N.D.	1	1
10905	Bromodichloromethane	75-27-4	N.D.	1	1
10905	Bromoform	75-25-2	N.D.	1	1
10905	Bromomethane	74-83-9	N.D.	1	1
10905	2-Butanone	78-93-3	N.D.	3	1
10905	t-Butyl alcohol	75-65-0	N.D.	5	1
10905	n-Butylbenzene	104-51-8	N.D.	1	1
10905	sec-Butylbenzene	135-98-8	N.D.	1	1
10905	tert-Butylbenzene	98-06-6	N.D.	1	1
10905	Carbon Disulfide	75-15-0	N.D.	1	1
10905	Carbon Tetrachloride	56-23-5	N.D.	1	1
10905	Chlorobenzene	108-90-7	N.D.	0.8	1
10905	Chloroethane	75-00-3	N.D.	1	1
10905	2-Chloroethyl Vinyl Ether	110-75-8	N.D.	2	1
2-Chloroethyl vinyl ether may not be recovered if acid was used to preserve this sample.					
10905	Chloroform	67-66-3	N.D.	0.8	1
10905	Chloromethane	74-87-3	N.D.	1	1
10905	2-Chlorotoluene	95-49-8	N.D.	1	1
10905	4-Chlorotoluene	106-43-4	N.D.	1	1
10905	1,2-Dibromo-3-chloropropane	96-12-8	N.D.	2	1
10905	Dibromochloromethane	124-48-1	N.D.	1	1
10905	1,2-Dibromoethane	106-93-4	N.D.	0.5	1
10905	Dibromomethane	74-95-3	N.D.	1	1
10905	1,2-Dichlorobenzene	95-50-1	N.D.	1	1
10905	1,3-Dichlorobenzene	541-73-1	N.D.	1	1
10905	1,4-Dichlorobenzene	106-46-7	N.D.	1	1
10905	Dichlorodifluoromethane	75-71-8	N.D.	2	1
10905	1,1-Dichloroethane	75-34-3	N.D.	1	1
10905	1,2-Dichloroethane	107-06-2	N.D.	0.5	1
10905	1,1-Dichloroethene	75-35-4	N.D.	0.8	1
10905	cis-1,2-Dichloroethene	156-59-2	N.D.	0.8	1
10905	trans-1,2-Dichloroethene	156-60-5	N.D.	0.8	1
10905	1,2-Dichloropropane	78-87-5	N.D.	1	1
10905	1,3-Dichloropropane	142-28-9	N.D.	1	1
10905	2,2-Dichloropropane	594-20-7	N.D.	1	1
10905	1,1-Dichloropropene	563-58-6	N.D.	1	1
10905	cis-1,3-Dichloropropene	10061-01-5	N.D.	1	1
10905	trans-1,3-Dichloropropene	10061-02-6	N.D.	1	1
10905	Ethanol	64-17-5	N.D.	50	1
10905	Ethyl t-butyl ether	637-92-3	N.D.	0.5	1
10905	Ethylbenzene	100-41-4	N.D.	0.5	1
10905	Freon 113	76-13-1	N.D.	2	1
10905	Hexachlorobutadiene	87-68-3	N.D.	2	1
10905	2-Hexanone	591-78-6	N.D.	3	1
10905	di-Isopropyl ether	108-20-3	N.D.	0.5	1



Analysis Report

2425 New Holland Pike, PO Box 12425, Lancaster, PA 17605-2425 • 717-656-2300 Fax: 717-656-2681 • www.lancasterlabs.com

Sample Description: QA-T-110610 NA Water
Facility# 206265 BBLW
1520 Powell St-Emeryville SLT2007076 QA

LLI Sample # WW 6313426
LLI Group # 1251042
Account # 11964

Project Name: 206265

Collected: 06/10/2011

Chevron

Submitted: 06/11/2011 09:15

6001 Bollinger Canyon Rd L4310

Reported: 06/23/2011 10:50

San Ramon CA 94583

MXTRB

CAT No.	Analysis Name	CAS Number	As Received Result	As Received Method Detection Limit	Dilution Factor
GC/MS Volatiles SW-846 8260B			ug/l	ug/l	
10905	Isopropylbenzene	98-82-8	N.D.	1	1
10905	p-Isopropyltoluene	99-87-6	N.D.	1	1
10905	Methyl Tertiary Butyl Ether	1634-04-4	N.D.	0.5	1
10905	4-Methyl-2-pentanone	108-10-1	N.D.	3	1
10905	Methylene Chloride	75-09-2	N.D.	2	1
10905	Naphthalene	91-20-3	N.D.	1	1
10905	n-Propylbenzene	103-65-1	N.D.	1	1
10905	Styrene	100-42-5	N.D.	1	1
10905	1,1,1,2-Tetrachloroethane	630-20-6	N.D.	1	1
10905	1,1,2,2-Tetrachloroethane	79-34-5	N.D.	1	1
10905	Tetrachloroethene	127-18-4	N.D.	0.8	1
10905	Toluene	108-88-3	N.D.	0.5	1
10905	1,2,3-Trichlorobenzene	87-61-6	N.D.	1	1
10905	1,2,4-Trichlorobenzene	120-82-1	N.D.	1	1
10905	1,1,1-Trichloroethane	71-55-6	N.D.	0.8	1
10905	1,1,2-Trichloroethane	79-00-5	N.D.	0.8	1
10905	Trichloroethene	79-01-6	N.D.	1	1
10905	Trichlorofluoromethane	75-69-4	N.D.	2	1
10905	1,2,3-Trichloropropane	96-18-4	N.D.	1	1
10905	1,2,4-Trimethylbenzene	95-63-6	N.D.	1	1
10905	1,3,5-Trimethylbenzene	108-67-8	N.D.	1	1
10905	Vinyl Chloride	75-01-4	N.D.	1	1
10905	m+p-Xylene	n.a.	N.D.	0.5	1
10905	o-Xylene	95-47-6	N.D.	0.5	1
GC Volatiles SW-846 8015B			ug/l	ug/l	
01728	TPH-GRO N. CA water C6-C12	n.a.	N.D.	50	1

General Sample Comments

State of California Lab Certification No. 2501

All QC is compliant unless otherwise noted. Please refer to the Quality Control Summary for overall QC performance data and associated samples.

Laboratory Sample Analysis Record

CAT No.	Analysis Name	Method	Trial#	Batch#	Analysis Date and Time	Analyst	Dilution Factor
10905	8260 Full List w/ Sep. Xylenes	SW-846 8260B	1	W111691AA	06/18/2011 16:31	Frank A Valla, Jr	1
01163	GC/MS VOA Water Prep	SW-846 5030B	1	W111691AA	06/18/2011 16:31	Frank A Valla, Jr	1
01728	TPH-GRO N. CA water C6-C12	SW-846 8015B	1	11166B07A	06/17/2011 13:36	Elizabeth J Marin	1
01146	GC VOA Water Prep	SW-846 5030B	1	11166B07A	06/17/2011 13:36	Elizabeth J Marin	1

Quality Control Summary

 Client Name: Chevron
 Reported: 06/23/11 at 10:50 AM

Group Number: 1251042

Matrix QC may not be reported if site-specific QC samples were not submitted. In these situations, to demonstrate precision and accuracy at a batch level, a LCS/LCSD was performed, unless otherwise specified in the method.

Laboratory Compliance Quality Control

<u>Analysis Name</u>	<u>Blank Result</u>	<u>Blank MDL</u>	<u>Report Units</u>	<u>LCS %REC</u>	<u>LCSD %REC</u>	<u>LCS/LCSD Limits</u>	<u>RPD</u>	<u>RPD Max</u>
Batch number: W111691AA	Sample number(s): 6313421,6313423,6313425-6313426							
Acetone	N.D.	6.	ug/l	141	146	49-234	3	30
t-Amyl methyl ether	N.D.	0.5	ug/l	97	96	77-120	0	30
Benzene	N.D.	0.5	ug/l	102	106	79-120	4	30
Bromobenzene	N.D.	1.	ug/l	100	100	80-120	0	30
Bromochloromethane	N.D.	1.	ug/l	99	100	80-120	1	30
Bromodichloromethane	N.D.	1.	ug/l	105	107	80-120	2	30
Bromoform	N.D.	1.	ug/l	99	101	61-120	2	30
Bromomethane	N.D.	1.	ug/l	94	93	44-120	1	30
2-Butanone	N.D.	3.	ug/l	100	102	66-151	2	30
t-Butyl alcohol	N.D.	5.	ug/l	110	107	62-129	3	30
n-Butylbenzene	N.D.	1.	ug/l	95	95	74-120	0	30
sec-Butylbenzene	N.D.	1.	ug/l	101	101	78-120	0	30
tert-Butylbenzene	N.D.	1.	ug/l	99	98	80-120	2	30
Carbon Disulfide	N.D.	1.	ug/l	97	96	62-120	1	30
Carbon Tetrachloride	N.D.	1.	ug/l	117	118	75-123	1	30
Chlorobenzene	N.D.	0.8	ug/l	104	106	80-120	2	30
Chloroethane	N.D.	1.	ug/l	93	92	49-129	0	30
2-Chloroethyl Vinyl Ether	N.D.	2.	ug/l	59	61	56-129	3	30
Chloroform	N.D.	0.8	ug/l	111	112	77-122	1	30
Chloromethane	N.D.	1.	ug/l	66	70	60-129	6	30
2-Chlorotoluene	N.D.	1.	ug/l	100	99	80-120	1	30
4-Chlorotoluene	N.D.	1.	ug/l	98	105	80-120	7	30
1,2-Dibromo-3-chloropropane	N.D.	2.	ug/l	97	99	56-126	2	30
Dibromochloromethane	N.D.	1.	ug/l	108	106	80-120	2	30
1,2-Dibromoethane	N.D.	0.5	ug/l	105	107	80-120	1	30
Dibromomethane	N.D.	1.	ug/l	98	100	80-120	2	30
1,2-Dichlorobenzene	N.D.	1.	ug/l	100	101	80-120	1	30
1,3-Dichlorobenzene	N.D.	1.	ug/l	101	102	80-120	2	30
1,4-Dichlorobenzene	N.D.	1.	ug/l	101	102	80-120	2	30
Dichlorodifluoromethane	N.D.	2.	ug/l	84	86	47-120	2	30
1,1-Dichloroethane	N.D.	1.	ug/l	100	102	79-120	1	30
1,2-Dichloroethane	N.D.	0.5	ug/l	110	111	70-130	1	30
1,1-Dichloroethene	N.D.	0.8	ug/l	111	109	74-123	1	30
cis-1,2-Dichloroethene	N.D.	0.8	ug/l	108	108	80-120	0	30
trans-1,2-Dichloroethene	N.D.	0.8	ug/l	111	109	80-120	2	30
1,2-Dichloropropane	N.D.	1.	ug/l	88	91	78-120	3	30
1,3-Dichloropropane	N.D.	1.	ug/l	95	99	80-120	5	30
2,2-Dichloropropane	N.D.	1.	ug/l	116	118	77-124	2	30
1,1-Dichloropropene	N.D.	1.	ug/l	105	107	80-120	2	30
cis-1,3-Dichloropropene	N.D.	1.	ug/l	99	102	80-120	2	30
trans-1,3-Dichloropropene	N.D.	1.	ug/l	101	103	79-120	1	30
Ethanol	N.D.	50.	ug/l	85	80	54-149	7	30
Ethyl t-butyl ether	N.D.	0.5	ug/l	95	96	76-120	1	30
Ethylbenzene	N.D.	0.5	ug/l	105	106	79-120	1	30
Freon 113	N.D.	2.	ug/l	108	111	69-128	3	30
Hexachlorobutadiene	N.D.	2.	ug/l	97	94	58-120	3	30

*- Outside of specification

- (1) The result for one or both determinations was less than five times the LOQ.
- (2) The unspiked result was more than four times the spike added.

Quality Control Summary

Client Name: Chevron

Group Number: 1251042

Reported: 06/23/11 at 10:50 AM

<u>Analysis Name</u>	<u>Blank Result</u>	<u>Blank MDL</u>	<u>Report Units</u>	<u>LCS %REC</u>	<u>LCSD %REC</u>	<u>LCS/LCSD Limits</u>	<u>RPD</u>	<u>RPD Max</u>
2-Hexanone	N.D.	3.	ug/l	86	88	65-136	3	30
di-Isopropyl ether	N.D.	0.5	ug/l	79	79	71-124	0	30
Isopropylbenzene	N.D.	1.	ug/l	106	107	77-120	1	30
p-Isopropyltoluene	N.D.	1.	ug/l	100	100	80-120	0	30
Methyl Tertiary Butyl Ether	N.D.	0.5	ug/l	102	103	76-120	1	30
4-Methyl-2-pentanone	N.D.	3.	ug/l	79	80	70-121	1	30
Methylene Chloride	N.D.	2.	ug/l	105	108	80-120	3	30
Naphthalene	N.D.	1.	ug/l	84	84	62-120	1	30
n-Propylbenzene	N.D.	1.	ug/l	102	101	80-120	1	30
Styrene	N.D.	1.	ug/l	105	105	80-120	0	30
1,1,1,2-Tetrachloroethane	N.D.	1.	ug/l	109	110	80-120	1	30
1,1,2,2-Tetrachloroethane	N.D.	1.	ug/l	90	88	71-120	1	30
Tetrachloroethene	N.D.	0.8	ug/l	109	107	80-121	2	30
Toluene	N.D.	0.5	ug/l	106	106	79-120	1	30
1,2,3-Trichlorobenzene	N.D.	1.	ug/l	93	93	65-120	0	30
1,2,4-Trichlorobenzene	N.D.	1.	ug/l	87	83	67-120	4	30
1,1,1-Trichloroethane	N.D.	0.8	ug/l	118	117	75-127	0	30
1,1,2-Trichloroethane	N.D.	0.8	ug/l	100	101	80-120	1	30
Trichloroethene	N.D.	1.	ug/l	110	112	80-120	2	30
Trichlorofluoromethane	N.D.	2.	ug/l	104	107	64-129	3	30
1,2,3-Trichloropropane	N.D.	1.	ug/l	102	102	80-120	1	30
1,2,4-Trimethylbenzene	N.D.	1.	ug/l	103	103	74-120	0	30
1,3,5-Trimethylbenzene	N.D.	1.	ug/l	105	108	75-120	2	30
Vinyl Chloride	N.D.	1.	ug/l	79	80	65-125	1	30
m+p-Xylene	N.D.	0.5	ug/l	107	107	80-120	0	30
o-Xylene	N.D.	0.5	ug/l	105	106	80-120	0	30
Batch number: 11166B07A	Sample number(s): 6313421,6313423,6313425-6313426							
TPH-GRO N. CA water C6-C12	N.D.	50.	ug/l	109	100	75-135	9	30
Batch number: 111650007A	Sample number(s): 6313421,6313423							
C11-C36	N.D.	50.	ug/l					
Total TPH	N.D.	50.	ug/l	110	102	60-120	7	20
Batch number: 111660028A	Sample number(s): 6313421,6313423							
Ethane	N.D.	1.0	ug/l	100		80-120		
Ethene	N.D.	1.0	ug/l	93		80-120		
Methane	N.D.	5.0	ug/l	98		80-120		
Batch number: 111645716002	Sample number(s): 6313422,6313424							
Iron	N.D.	14.1	ug/l	100		90-110		
Manganese	N.D.	0.44	ug/l	105		85-115		
Batch number: 11161373901A	Sample number(s): 6313421,6313423							
Nitrate Nitrogen	N.D.	50.	ug/l	98		90-110		
Sulfate	N.D.	300.	ug/l	95		90-110		
Batch number: 11166049503A	Sample number(s): 6313421,6313423							
Total Organic Carbon	N.D.	500.	ug/l	106		91-113		
Batch number: 11167023001A	Sample number(s): 6313421,6313423							
Sulfide	N.D.	54.	ug/l	105		90-110		
Batch number: 11171020201B	Sample number(s): 6313421,6313423							
Alkalinity to pH 4.5	N.D.	460.	ug/l as CaCO3			98-103		

*- Outside of specification

- (1) The result for one or both determinations was less than five times the LOQ.
- (2) The unspiked result was more than four times the spike added.

Quality Control Summary

 Client Name: Chevron
 Reported: 06/23/11 at 10:50 AM

Group Number: 1251042

Sample Matrix Quality Control

 Unspiked (UNSPK) = the sample used in conjunction with the matrix spike
 Background (BKG) = the sample used in conjunction with the duplicate

<u>Analysis Name</u>	<u>MS %REC</u>	<u>MSD %REC</u>	<u>MS/MSD Limits</u>	<u>RPD RPD</u>	<u>BKG MAX Conc</u>	<u>DUP Conc</u>	<u>DUP RPD</u>	<u>Dup RPD Max</u>
Batch number: 111660028A	Sample number(s): 6313421,6313423 UNSPK: P312874							
Ethane	61	59	34-153	3	20			
Ethene	61	58	35-162	5	20			
Methane	-1499 (2)	-1666 (2)	35-157	4	20			
Batch number: 111645716002	Sample number(s): 6313422,6313424 UNSPK: P312777 BKG: P312777							
Iron	103		70-130		N.D.	N.D.	0 (1)	20
Manganese	103		70-130		3.6	3.1	14 (1)	20
Batch number: 11161373901A	Sample number(s): 6313421,6313423 UNSPK: 6313421 BKG: 6313421							
Nitrate Nitrogen	117*		90-110		570	600	6 (1)	20
Sulfate	99		90-110		80,700	83,200	3	20
Batch number: 11166049503A	Sample number(s): 6313421,6313423 UNSPK: 6313423 BKG: 6313423							
Total Organic Carbon	101		63-142		12,700	12,600	1	3
Batch number: 11167023001A	Sample number(s): 6313421,6313423 UNSPK: P314293 BKG: P314293							
Sulfide	84	87	50-130	3	10	N.D.	N.D.	0 (1) 5
Batch number: 11171020201B	Sample number(s): 6313421,6313423 UNSPK: P313388 BKG: 6313421							
Alkalinity to pH 4.5	99		73-121		269,000	268,000	0	5
Alkalinity to pH 8.3					N.D.	N.D.	0 (1)	5

Surrogate Quality Control

Surrogate recoveries which are outside of the QC window are confirmed unless attributed to dilution or otherwise noted on the Analysis Report.

 Analysis Name: VOCs by 8260B(Extended) -Water
 Batch number: W111691AA

	Dibromofluoromethane	1,2-Dichloroethane-d4	Toluene-d8	4-Bromofluorobenzene
6313421	102	98	101	99
6313423	104	103	101	97
6313425	98	100	102	99
6313426	99	99	101	97
Blank	101	100	101	98
LCS	101	103	103	105
LCSD	102	101	104	108
Limits:	80-116	77-113	80-113	78-113

 Analysis Name: TPH-GRO N. CA water C6-C12
 Batch number: 11166B07A
 Trifluorotoluene-F

*- Outside of specification

- (1) The result for one or both determinations was less than five times the LOQ.
- (2) The unspiked result was more than four times the spike added.

Quality Control Summary

Client Name: Chevron
Reported: 06/23/11 at 10:50 AM

Group Number: 1251042

Surrogate Quality Control

6313421 85
6313423 84
6313425 85
6313426 89
Blank 87
LCS 97
LCSD 95

Limits: 63-135

Analysis Name: Custom TPH with Ranges (Water)

Batch number: 111650007A

	Chlorobenzene	Orthoterphenyl
6313421	97	106
6313423	88	106
Blank	94	117
LCS	89	130
LCSD	83	115

Limits: 28-152 52-131

Analysis Name: Volatile Headspace Hydrocarbon

Batch number: 111660028A

	Propene
6313421	46
6313423	45
Blank	91
LCS	91
MS	49
MSD	48

Limits: 42-131

*- Outside of specification

- (1) The result for one or both determinations was less than five times the LOQ.
- (2) The unspiked result was more than four times the spike added.

Chevron California Region Analysis Request/Chain of Custody



061011-04

Acct. #: 11964

For Lancaster Laboratories use only

Sample #: 6313421-26

SCR#: _____

252849

G# 1251042

Facility #: 206265
 Site Address: 1620 Powell St., Emeryville, CA
 Chevron PM: TOM BAUMS Lead Consultant: ARGADIS
 Consultant/Office: 2033 N. Main St., Ste 240, Walnut Creek, CA
 Consultant Prj. Mgr.: JEN WAGLER
 Consultant Phone #: 925.2967819 Fax #: 925-274-1103
 Sampler: LV/KS
 Service Order #: _____ Non SAR: _____

Analyses Requested

Preservation Codes										
#	IF	IF	F	Z	ES					
<input type="checkbox"/>	<input type="checkbox"/>	<input type="checkbox"/>	<input type="checkbox"/>	<input type="checkbox"/>	<input type="checkbox"/>					
BTEX + MTBE 8260 <input type="checkbox"/> 8021 <input type="checkbox"/>	TPH 8015 MOD GRO	TPH 8015 MOD DRO <input checked="" type="checkbox"/> Silica Gel Cleanup	8260 full scan	Oxygenates	Lead 7420 <input type="checkbox"/> 7421 <input type="checkbox"/>	Methane, ethane, propane, butane	Alkalinity + Bicarbonate	Fluorides, Cd, Ni, Fe	Sulfide + Nitrate	Sulfate

Preservative Codes
 H = HCl T = Thiosulfate
 N = HNO₃ B = NaOH
 S = H₂SO₄ O = Other

J value reporting needed
 Must meet lowest detection limits possible for 8260 compounds

8021 MTBE Confirmation
 Confirm highest hit by 8260
 Confirm all hits by 8260
 Run ___ oxy's on highest hit
 Run ___ oxy's on all hits

Field Point Name	Matrix	Repeat Sample	Top Depth	Year Month Day	Time Collected	New Field Pt.	Grab	Composite	Total Number of Containers	BTEX + MTBE 8260 <input type="checkbox"/> 8021 <input type="checkbox"/>	TPH 8015 MOD GRO	TPH 8015 MOD DRO <input checked="" type="checkbox"/> Silica Gel Cleanup	8260 full scan	Oxygenates	Lead 7420 <input type="checkbox"/> 7421 <input type="checkbox"/>	Methane, ethane, propane, butane	Alkalinity + Bicarbonate	Fluorides, Cd, Ni, Fe	Sulfide + Nitrate	Sulfate	TDC
MW-X10A	W			2011 06 10	1245		X		16	X	X	X				X	X	X	X	X	X
MW-X11A	W			↓	1400		X		16	X	X	X				X	X	X	X	X	X
EP-2011 06 10	W			↓	1415				2	X	X	X									
TB-2011 06 10	W			↓	—				2	X	X	X									

Comments / Remarks
 Kriedt Head

Turnaround Time Requested (TAT) (please circle)

STD. TAT 72 hour 48 hour
 24 hour 4 day 5 day

Data Package Options (please circle if required)

QC Summary Type I - Full
 Type VI (Raw Data) Coelt Deliverable not needed
 WIP (RWQCB)
 Disk

Relinquished by: <u>[Signature]</u>	Date: <u>6/10/11</u>	Time: <u>1552</u>	Received by: <u>A. Salgar</u>	Date: <u>16 JUN 11</u>	Time: <u>1552</u>
Relinquished by: <u>A. Salgar</u>	Date: <u>10 JUN 11</u>	Time: <u>1630</u>	Received by: <u>FEDEX</u>	Date: _____	Time: _____
Relinquished by: _____	Date: _____	Time: _____	Received by: _____	Date: _____	Time: _____
Relinquished by Commercial Carrier: UPS <u>FedEx</u> Other _____	Received by: <u>[Signature]</u>			Date: <u>6/10/11</u>	Time: <u>1552</u>
Temperature Upon Receipt: <u>20.5 - 20</u>	Custody Seals Intact? <u>Yes</u> No			Date: _____	Time: _____

Explanation of Symbols and Abbreviations

The following defines common symbols and abbreviations used in reporting technical data:

RL	Reporting Limit	BMQL	Below Minimum Quantitation Level
N.D.	none detected	MPN	Most Probable Number
TNTC	Too Numerous To Count	CP Units	cobalt-chloroplatinate units
IU	International Units	NTU	nephelometric turbidity units
umhos/cm	micromhos/cm	ng	nanogram(s)
C	degrees Celsius	F	degrees Fahrenheit
meq	milliequivalents	lb.	pound(s)
g	gram(s)	kg	kilogram(s)
ug	microgram(s)	mg	milligram(s)
ml	milliliter(s)	l	liter(s)
m3	cubic meter(s)	ul	microliter(s)
<	less than - The number following the sign is the <u>limit of quantitation</u> , the smallest amount of analyte which can be reliably determined using this specific test.		
>	greater than		
J	estimated value – The result is \geq the Method Detection Limit (MDL) and $<$ the Limit of Quantitation (LOQ).		
ppm	parts per million - One ppm is equivalent to one milligram per kilogram (mg/kg), or one gram per million grams. For aqueous liquids, ppm is usually taken to be equivalent to milligrams per liter (mg/l), because one liter of water has a weight very close to a kilogram. For gases or vapors, one ppm is equivalent to one microliter of gas per liter of gas.		
ppb	parts per billion		
Dry weight basis	Results printed under this heading have been adjusted for moisture content. This increases the analyte weight concentration to approximate the value present in a similar sample without moisture. All other results are reported on an as-received basis.		

U.S. EPA CLP Data Qualifiers:

Organic Qualifiers	Inorganic Qualifiers
A TIC is a possible aldol-condensation product	B Value is $<$ CRDL, but \geq IDL
B Analyte was also detected in the blank	E Estimated due to interference
C Pesticide result confirmed by GC/MS	M Duplicate injection precision not met
D Compound quantitated on a diluted sample	N Spike sample not within control limits
E Concentration exceeds the calibration range of the instrument	S Method of standard additions (MSA) used for calculation
N Presumptive evidence of a compound (TICs only)	U Compound was not detected
P Concentration difference between primary and confirmation columns $>$ 25%	W Post digestion spike out of control limits
U Compound was not detected	* Duplicate analysis not within control limits
X,Y,Z Defined in case narrative	+ Correlation coefficient for MSA $<$ 0.995

Analytical test results meet all requirements of NELAC unless otherwise noted under the individual analysis.

Measurement uncertainty values, as applicable, are available upon request.

Tests results relate only to the sample tested. Clients should be aware that a critical step in a chemical or microbiological analysis is the collection of the sample. Unless the sample analyzed is truly representative of the bulk of material involved, the test results will be meaningless. If you have questions regarding the proper techniques of collecting samples, please contact us. We cannot be held responsible for sample integrity, however, unless sampling has been performed by a member of our staff. This report shall not be reproduced except in full, without the written approval of the laboratory.

WARRANTY AND LIMITS OF LIABILITY - In accepting analytical work, we warrant the accuracy of test results for the sample as submitted. THE FOREGOING EXPRESS WARRANTY IS EXCLUSIVE AND IS GIVEN IN LIEU OF ALL OTHER WARRANTIES, EXPRESSED OR IMPLIED. WE DISCLAIM ANY OTHER WARRANTIES, EXPRESSED OR IMPLIED, INCLUDING A WARRANTY OF FITNESS FOR PARTICULAR PURPOSE AND WARRANTY OF MERCHANTABILITY. IN NO EVENT SHALL LANCASTER LABORATORIES BE LIABLE FOR INDIRECT, SPECIAL, CONSEQUENTIAL, OR INCIDENTAL DAMAGES INCLUDING, BUT NOT LIMITED TO, DAMAGES FOR LOSS OF PROFIT OR GOODWILL REGARDLESS OF (A) THE NEGLIGENCE (EITHER SOLE OR CONCURRENT) OF LANCASTER LABORATORIES AND (B) WHETHER LANCASTER LABORATORIES HAS BEEN INFORMED OF THE POSSIBILITY OF SUCH DAMAGES. We accept no legal responsibility for the purposes for which the client uses the test results. No purchase order or other order for work shall be accepted by Lancaster Laboratories which includes any conditions that vary from the Standard Terms and Conditions, and Lancaster hereby objects to any conflicting terms contained in any acceptance or order submitted by client.

ANALYTICAL RESULTS

Prepared by:

Lancaster Laboratories
2425 New Holland Pike
Lancaster, PA 17605-2425

Prepared for:

Chevron
6001 Bollinger Canyon Rd L4310
San Ramon CA 94583

December 13, 2011

Project: 206265

Submittal Date: 12/01/2011
Group Number: 1278994
PO Number: 0015075168
Release Number: BAUHS
State of Sample Origin: CA

<u>Client Sample Description</u>	<u>Lancaster Labs (LLI) #</u>
MW-X6-W-111130 Grab Water	6486473
MW-X6-W-111130 Filtered Grab Water	6486474
MW-X9-W-111130 Grab Water	6486475
MW-X9-W-111130 Filtered Grab Water	6486476
MW-X11A-W-111130 Grab Water	6486477
MW-X11A-W-111130 Filtered Grab Water	6486478
QA-T-111130 NA Water	6486479

The specific methodologies used in obtaining the enclosed analytical results are indicated on the Laboratory Sample Analysis Record.

ELECTRONIC Arcadis
COPY TO
ELECTRONIC Arcadis BBL
COPY TOAttn: Angeline Tan

Attn: Jennifer Wagler

Questions? Contact your Client Services Representative
Jill M Parker at (717) 656-2300 Ext. 1241

Respectfully Submitted,



Valerie L. Tomayko
Principal Specialist

Sample Description: MW-X6-W-111130 Grab Water
Facility# 206265 BBLW
1520 Powell St-Emeryville SLT2007076 MW-X6

LLI Sample # WW 6486473
LLI Group # 1278994
Account # 11964

Project Name: 206265

Collected: 11/30/2011 10:00 by LK

Chevron

6001 Bollinger Canyon Rd L4310
San Ramon CA 94583

Submitted: 12/01/2011 09:45

Reported: 12/13/2011 16:56

MW-X6

CAT No.	Analysis Name	CAS Number	As Received Result	As Received Method Detection Limit	Dilution Factor
GC/MS Volatiles SW-846 8260B			ug/l	ug/l	
10905	Acetone	67-64-1	N.D.	6	1
10905	t-Amyl methyl ether	994-05-8	N.D.	0.5	1
10905	Benzene	71-43-2	N.D.	0.5	1
10905	Bromobenzene	108-86-1	N.D.	1	1
10905	Bromochloromethane	74-97-5	N.D.	1	1
10905	Bromodichloromethane	75-27-4	N.D.	1	1
10905	Bromoform	75-25-2	N.D.	1	1
10905	Bromomethane	74-83-9	N.D.	1	1
10905	2-Butanone	78-93-3	N.D.	3	1
10905	t-Butyl alcohol	75-65-0	N.D.	5	1
10905	n-Butylbenzene	104-51-8	N.D.	1	1
10905	sec-Butylbenzene	135-98-8	N.D.	1	1
10905	tert-Butylbenzene	98-06-6	N.D.	1	1
10905	Carbon Disulfide	75-15-0	N.D.	1	1
10905	Carbon Tetrachloride	56-23-5	N.D.	1	1
10905	Chlorobenzene	108-90-7	N.D.	0.8	1
10905	Chloroethane	75-00-3	N.D.	1	1
10905	2-Chloroethyl Vinyl Ether	110-75-8	N.D.	2	1
2-Chloroethyl vinyl ether may not be recovered if acid was used to preserve this sample.					
10905	Chloroform	67-66-3	N.D.	0.8	1
10905	Chloromethane	74-87-3	N.D.	1	1
10905	2-Chlorotoluene	95-49-8	N.D.	1	1
10905	4-Chlorotoluene	106-43-4	N.D.	1	1
10905	1,2-Dibromo-3-chloropropane	96-12-8	N.D.	2	1
10905	Dibromochloromethane	124-48-1	N.D.	1	1
10905	1,2-Dibromoethane	106-93-4	N.D.	0.5	1
10905	Dibromomethane	74-95-3	N.D.	1	1
10905	1,2-Dichlorobenzene	95-50-1	N.D.	1	1
10905	1,3-Dichlorobenzene	541-73-1	N.D.	1	1
10905	1,4-Dichlorobenzene	106-46-7	1	1	1
10905	Dichlorodifluoromethane	75-71-8	N.D.	2	1
10905	1,1-Dichloroethane	75-34-3	N.D.	1	1
10905	1,2-Dichloroethane	107-06-2	N.D.	0.5	1
10905	1,1-Dichloroethene	75-35-4	N.D.	0.8	1
10905	cis-1,2-Dichloroethene	156-59-2	1	0.8	1
10905	trans-1,2-Dichloroethene	156-60-5	N.D.	0.8	1
10905	1,2-Dichloropropane	78-87-5	N.D.	1	1
10905	1,3-Dichloropropane	142-28-9	N.D.	1	1
10905	2,2-Dichloropropane	594-20-7	N.D.	1	1
10905	1,1-Dichloropropene	563-58-6	N.D.	1	1
10905	cis-1,3-Dichloropropene	10061-01-5	N.D.	1	1
10905	trans-1,3-Dichloropropene	10061-02-6	N.D.	1	1
10905	Ethanol	64-17-5	N.D.	50	1
10905	Ethyl t-butyl ether	637-92-3	N.D.	0.5	1
10905	Ethylbenzene	100-41-4	N.D.	0.5	1
10905	Freon 113	76-13-1	N.D.	2	1
10905	Hexachlorobutadiene	87-68-3	N.D.	2	1
10905	2-Hexanone	591-78-6	N.D.	3	1
10905	di-Isopropyl ether	108-20-3	N.D.	0.5	1

Sample Description: MW-X6-W-111130 Grab Water
Facility# 206265 BBLW
1520 Powell St-Emeryville SLT2007076 MW-X6

LLI Sample # WW 6486473
LLI Group # 1278994
Account # 11964

Project Name: 206265

Collected: 11/30/2011 10:00 by LK

Chevron

6001 Bollinger Canyon Rd L4310
San Ramon CA 94583

Submitted: 12/01/2011 09:45

Reported: 12/13/2011 16:56

MW-X6

CAT No.	Analysis Name	CAS Number	As Received Result	As Received Method Detection Limit	Dilution Factor
GC/MS Volatiles SW-846 8260B			ug/l	ug/l	
10905	Isopropylbenzene	98-82-8	N.D.	1	1
10905	p-Isopropyltoluene	99-87-6	N.D.	1	1
10905	Methyl Tertiary Butyl Ether	1634-04-4	N.D.	0.5	1
10905	4-Methyl-2-pentanone	108-10-1	N.D.	3	1
10905	Methylene Chloride	75-09-2	N.D.	2	1
10905	Naphthalene	91-20-3	N.D.	1	1
10905	n-Propylbenzene	103-65-1	N.D.	1	1
10905	Styrene	100-42-5	N.D.	1	1
10905	1,1,1,2-Tetrachloroethane	630-20-6	N.D.	1	1
10905	1,1,2,2-Tetrachloroethane	79-34-5	N.D.	1	1
10905	Tetrachloroethene	127-18-4	N.D.	0.8	1
10905	Toluene	108-88-3	N.D.	0.5	1
10905	1,2,3-Trichlorobenzene	87-61-6	N.D.	1	1
10905	1,2,4-Trichlorobenzene	120-82-1	N.D.	1	1
10905	1,1,1-Trichloroethane	71-55-6	N.D.	0.8	1
10905	1,1,2-Trichloroethane	79-00-5	N.D.	0.8	1
10905	Trichloroethene	79-01-6	N.D.	1	1
10905	Trichlorofluoromethane	75-69-4	N.D.	2	1
10905	1,2,3-Trichloropropane	96-18-4	N.D.	1	1
10905	1,2,4-Trimethylbenzene	95-63-6	N.D.	1	1
10905	1,3,5-Trimethylbenzene	108-67-8	N.D.	1	1
10905	Vinyl Chloride	75-01-4	N.D.	1	1
10905	m+p-Xylene	n.a.	N.D.	0.5	1
10905	o-Xylene	95-47-6	N.D.	0.5	1
GC Volatiles SW-846 8015B			ug/l	ug/l	
01728	TPH-GRO N. CA water C6-C12	n.a.	N.D.	50	1
GC Miscellaneous RSKSOP-175 08/11/94 modified			ug/l	ug/l	
07105	Ethane	74-84-0	N.D.	1.0	1
07105	Ethene	74-85-1	N.D.	1.0	1
07105	Methane	74-82-8	180	5.0	1
GC Petroleum SW-846 8015B modified			ug/l	ug/l	
Hydrocarbons					
02740	C11-C36	n.a.	N.D.	49	1
02740	Total TPH	n.a.	N.D.	49	1
The reverse surrogate, capric acid, was present at <1%.					
Wet Chemistry EPA 300.0			ug/l	ug/l	
00368	Nitrate Nitrogen	14797-55-8	N.D.	250	5
00228	Sulfate	14808-79-8	22,700	1,500	5
SM20 5310 C			ug/l	ug/l	
00273	Total Organic Carbon	n.a.	5,100	500	1



Analysis Report

2425 New Holland Pike, PO Box 12425, Lancaster, PA 17605-2425 • 717-656-2300 Fax: 717-656-2681 • www.lancasterlabs.com

Sample Description: MW-X6-W-111130 Grab Water
Facility# 206265 BBLW
 1520 Powell St-Emeryville SLT2007076 MW-X6

LLI Sample # WW 6486473
LLI Group # 1278994
Account # 11964

Project Name: 206265

Collected: 11/30/2011 10:00 by LK

Chevron

6001 Bollinger Canyon Rd L4310
 San Ramon CA 94583

Submitted: 12/01/2011 09:45

Reported: 12/13/2011 16:56

MW-X6

CAT No.	Analysis Name	CAS Number	As Received Result	As Received Method Detection Limit	Dilution Factor
Wet Chemistry SM20 2320 B			ug/l as CaCO3	ug/l as CaCO3	
00202	Alkalinity to pH 4.5	n.a.	231,000	460	1
00201	Alkalinity to pH 8.3	n.a.	N.D.	460	1
01454	Bicarbonate Alkalinity	n.a.	231,000	460	1
SM20 4500 S2 D			ug/l	ug/l	
00230	Sulfide	18496-25-8	N.D.	54	1

General Sample Comments

State of California Lab Certification No. 2501

All QC is compliant unless otherwise noted. Please refer to the Quality Control Summary for overall QC performance data and associated samples.

Laboratory Sample Analysis Record

CAT No.	Analysis Name	Method	Trial#	Batch#	Analysis Date and Time	Analyst	Dilution Factor
10905	8260 Full List w/ Sep. Xylenes	SW-846 8260B	1	W113362AA	12/03/2011 02:28	Stephanie A Selis	1
01163	GC/MS VOA Water Prep	SW-846 5030B	1	W113362AA	12/03/2011 02:28	Stephanie A Selis	1
01728	TPH-GRO N. CA water C6-C12	SW-846 8015B	1	11341A07A	12/07/2011 14:59	Catherine J Schwarz	1
01146	GC VOA Water Prep	SW-846 5030B	1	11341A07A	12/07/2011 14:59	Catherine J Schwarz	1
07105	Volatile Headspace Hydrocarbon	RSKSOP-175 08/11/94 modified	1	113360015A	12/02/2011 19:30	Elizabeth J Marin	1
02740	Custom TPH with Ranges (Water)	SW-846 8015B modified	1	113350018A	12/08/2011 22:02	Heather E Williams	1
11181	Custom TPH w/ Ranges Water Ext	SW-846 3510C	1	113350018A	12/02/2011 06:15	Roman Kuropatkin	1
00368	Nitrate Nitrogen	EPA 300.0	1	11335196601B	12/01/2011 21:56	Ashley M Adams	5
00228	Sulfate	EPA 300.0	1	11335196601B	12/01/2011 21:56	Ashley M Adams	5
00273	Total Organic Carbon	SM20 5310 C	1	11340049501A	12/06/2011 01:04	James S Mathiot	1
00202	Alkalinity to pH 4.5	SM20 2320 B	1	11340020201B	12/06/2011 07:00	Susan A Engle	1
00201	Alkalinity to pH 8.3	SM20 2320 B	1	11340020201B	12/06/2011 07:00	Susan A Engle	1
01454	Bicarbonate Alkalinity	SM20 2320 B	1	11340020201B	12/06/2011 07:00	Susan A Engle	1
00230	Sulfide	SM20 4500 S2 D	1	11339023002A	12/05/2011 14:05	Susan E Hibner	1



Analysis Report

2425 New Holland Pike, PO Box 12425, Lancaster, PA 17605-2425 • 717-656-2300 Fax: 717-656-2681 • www.lancasterlabs.com

Sample Description: MW-X6-W-111130 Filtered Grab Water
Facility# 206265 BBLW
1520 Powell St-Emeryville SLT2007076 MW-X6

LLI Sample # WW 6486474
LLI Group # 1278994
Account # 11964

Project Name: 206265

Collected: 11/30/2011 10:00 by LK

Chevron

6001 Bollinger Canyon Rd L4310
San Ramon CA 94583

Submitted: 12/01/2011 09:45

Reported: 12/13/2011 16:56

CAT No.	Analysis Name	CAS Number	As Received Result	As Received Method Detection Limit	Dilution Factor
Metals Dissolved					
		EPA 200.7 rev 4.4	ug/l	ug/l	
01754	Iron	7439-89-6	201	14.1	1
07058	Manganese	7439-96-5	1,570	0.44	1

General Sample Comments

State of California Lab Certification No. 2501
This sample was field filtered for dissolved metals.

All QC is compliant unless otherwise noted. Please refer to the Quality Control Summary for overall QC performance data and associated samples.

Laboratory Sample Analysis Record

CAT No.	Analysis Name	Method	Trial#	Batch#	Analysis Date and Time	Analyst	Dilution Factor
01754	Iron	EPA 200.7 rev 4.4	1	113365716001	12/05/2011 22:15	John P Hook	1
07058	Manganese	EPA 200.7 rev 4.4	1	113365716001	12/05/2011 22:15	John P Hook	1
05716	EPA 600 ICP Digest (tot rec)	EPA 200.7 rev 4.4	1	113365716001	12/05/2011 08:57	Denise K Conners	1

Sample Description: MW-X9-W-111130 Grab Water
Facility# 206265 BBLW
1520 Powell St-Emeryville SLT2007076 MW-X9

LLI Sample # WW 6486475
LLI Group # 1278994
Account # 11964

Project Name: 206265

Collected: 11/30/2011 11:15 by LK

Chevron

6001 Bollinger Canyon Rd L4310

Submitted: 12/01/2011 09:45

San Ramon CA 94583

Reported: 12/13/2011 16:56

MW-X9

CAT No.	Analysis Name	CAS Number	As Received Result	As Received Method Detection Limit	Dilution Factor
GC/MS Volatiles SW-846 8260B			ug/l	ug/l	
10905	Acetone	67-64-1	N.D.	6	1
10905	t-Amyl methyl ether	994-05-8	N.D.	0.5	1
10905	Benzene	71-43-2	N.D.	0.5	1
10905	Bromobenzene	108-86-1	N.D.	1	1
10905	Bromochloromethane	74-97-5	N.D.	1	1
10905	Bromodichloromethane	75-27-4	N.D.	1	1
10905	Bromoform	75-25-2	N.D.	1	1
10905	Bromomethane	74-83-9	N.D.	1	1
10905	2-Butanone	78-93-3	N.D.	3	1
10905	t-Butyl alcohol	75-65-0	N.D.	5	1
10905	n-Butylbenzene	104-51-8	N.D.	1	1
10905	sec-Butylbenzene	135-98-8	N.D.	1	1
10905	tert-Butylbenzene	98-06-6	N.D.	1	1
10905	Carbon Disulfide	75-15-0	N.D.	1	1
10905	Carbon Tetrachloride	56-23-5	N.D.	1	1
10905	Chlorobenzene	108-90-7	2	0.8	1
10905	Chloroethane	75-00-3	N.D.	1	1
10905	2-Chloroethyl Vinyl Ether	110-75-8	N.D.	2	1
2-Chloroethyl vinyl ether may not be recovered if acid was used to preserve this sample.					
10905	Chloroform	67-66-3	N.D.	0.8	1
10905	Chloromethane	74-87-3	N.D.	1	1
10905	2-Chlorotoluene	95-49-8	N.D.	1	1
10905	4-Chlorotoluene	106-43-4	N.D.	1	1
10905	1,2-Dibromo-3-chloropropane	96-12-8	N.D.	2	1
10905	Dibromochloromethane	124-48-1	N.D.	1	1
10905	1,2-Dibromoethane	106-93-4	N.D.	0.5	1
10905	Dibromomethane	74-95-3	N.D.	1	1
10905	1,2-Dichlorobenzene	95-50-1	N.D.	1	1
10905	1,3-Dichlorobenzene	541-73-1	N.D.	1	1
10905	1,4-Dichlorobenzene	106-46-7	N.D.	1	1
10905	Dichlorodifluoromethane	75-71-8	N.D.	2	1
10905	1,1-Dichloroethane	75-34-3	N.D.	1	1
10905	1,2-Dichloroethane	107-06-2	N.D.	0.5	1
10905	1,1-Dichloroethene	75-35-4	N.D.	0.8	1
10905	cis-1,2-Dichloroethene	156-59-2	6	0.8	1
10905	trans-1,2-Dichloroethene	156-60-5	0.9	0.8	1
10905	1,2-Dichloropropane	78-87-5	N.D.	1	1
10905	1,3-Dichloropropane	142-28-9	N.D.	1	1
10905	2,2-Dichloropropane	594-20-7	N.D.	1	1
10905	1,1-Dichloropropene	563-58-6	N.D.	1	1
10905	cis-1,3-Dichloropropene	10061-01-5	N.D.	1	1
10905	trans-1,3-Dichloropropene	10061-02-6	N.D.	1	1
10905	Ethanol	64-17-5	N.D.	50	1
10905	Ethyl t-butyl ether	637-92-3	N.D.	0.5	1
10905	Ethylbenzene	100-41-4	N.D.	0.5	1
10905	Freon 113	76-13-1	N.D.	2	1
10905	Hexachlorobutadiene	87-68-3	N.D.	2	1
10905	2-Hexanone	591-78-6	N.D.	3	1
10905	di-Isopropyl ether	108-20-3	N.D.	0.5	1

Sample Description: MW-X9-W-111130 Grab Water
Facility# 206265 BBLW
1520 Powell St-Emeryville SLT2007076 MW-X9

LLI Sample # WW 6486475
LLI Group # 1278994
Account # 11964

Project Name: 206265

Collected: 11/30/2011 11:15 by LK

Chevron

6001 Bollinger Canyon Rd L4310
San Ramon CA 94583

Submitted: 12/01/2011 09:45

Reported: 12/13/2011 16:56

MW-X9

CAT No.	Analysis Name	CAS Number	As Received Result	As Received Method Detection Limit	Dilution Factor
GC/MS Volatiles SW-846 8260B			ug/l	ug/l	
10905	Isopropylbenzene	98-82-8	N.D.	1	1
10905	p-Isopropyltoluene	99-87-6	N.D.	1	1
10905	Methyl Tertiary Butyl Ether	1634-04-4	N.D.	0.5	1
10905	4-Methyl-2-pentanone	108-10-1	N.D.	3	1
10905	Methylene Chloride	75-09-2	N.D.	2	1
10905	Naphthalene	91-20-3	N.D.	1	1
10905	n-Propylbenzene	103-65-1	N.D.	1	1
10905	Styrene	100-42-5	N.D.	1	1
10905	1,1,1,2-Tetrachloroethane	630-20-6	N.D.	1	1
10905	1,1,2,2-Tetrachloroethane	79-34-5	N.D.	1	1
10905	Tetrachloroethene	127-18-4	3	0.8	1
10905	Toluene	108-88-3	N.D.	0.5	1
10905	1,2,3-Trichlorobenzene	87-61-6	N.D.	1	1
10905	1,2,4-Trichlorobenzene	120-82-1	N.D.	1	1
10905	1,1,1-Trichloroethane	71-55-6	N.D.	0.8	1
10905	1,1,2-Trichloroethane	79-00-5	N.D.	0.8	1
10905	Trichloroethene	79-01-6	13	1	1
10905	Trichlorofluoromethane	75-69-4	N.D.	2	1
10905	1,2,3-Trichloropropane	96-18-4	N.D.	1	1
10905	1,2,4-Trimethylbenzene	95-63-6	N.D.	1	1
10905	1,3,5-Trimethylbenzene	108-67-8	N.D.	1	1
10905	Vinyl Chloride	75-01-4	N.D.	1	1
10905	m+p-Xylene	n.a.	N.D.	0.5	1
10905	o-Xylene	95-47-6	N.D.	0.5	1
GC Volatiles SW-846 8015B			ug/l	ug/l	
01728	TPH-GRO N. CA water C6-C12	n.a.	N.D.	50	1
GC Miscellaneous RSKSOP-175 08/11/94 modified			ug/l	ug/l	
07105	Ethane	74-84-0	N.D.	1.0	1
07105	Ethene	74-85-1	N.D.	1.0	1
07105	Methane	74-82-8	31	5.0	1
GC Petroleum SW-846 8015B modified			ug/l	ug/l	
Hydrocarbons					
02740	C11-C36	n.a.	N.D.	54	1
02740	Total TPH	n.a.	N.D.	54	1
The reverse surrogate, capric acid, was present at <1%.					
Wet Chemistry EPA 300.0			ug/l	ug/l	
00368	Nitrate Nitrogen	14797-55-8	N.D.	250	5
00228	Sulfate	14808-79-8	23,000	1,500	5
SM20 5310 C			ug/l	ug/l	
00273	Total Organic Carbon	n.a.	4,800	500	1



Analysis Report

2425 New Holland Pike, PO Box 12425, Lancaster, PA 17605-2425 • 717-656-2300 Fax: 717-656-2681 • www.lancasterlabs.com

Sample Description: MW-X9-W-111130 Grab Water
Facility# 206265 BBLW
 1520 Powell St-Emeryville SLT2007076 MW-X9

LLI Sample # WW 6486475
LLI Group # 1278994
Account # 11964

Project Name: 206265

Collected: 11/30/2011 11:15 by LK

Chevron

6001 Bollinger Canyon Rd L4310
 San Ramon CA 94583

Submitted: 12/01/2011 09:45

Reported: 12/13/2011 16:56

MW-X9

CAT No.	Analysis Name	CAS Number	As Received Result	As Received Method Detection Limit	Dilution Factor
Wet Chemistry SM20 2320 B			ug/l as CaCO3	ug/l as CaCO3	
00202	Alkalinity to pH 4.5	n.a.	253,000	460	1
00201	Alkalinity to pH 8.3	n.a.	N.D.	460	1
01454	Bicarbonate Alkalinity	n.a.	253,000	460	1
SM20 4500 S2 D			ug/l	ug/l	
00230	Sulfide	18496-25-8	N.D.	54	1

General Sample Comments

State of California Lab Certification No. 2501

All QC is compliant unless otherwise noted. Please refer to the Quality Control Summary for overall QC performance data and associated samples.

Laboratory Sample Analysis Record

CAT No.	Analysis Name	Method	Trial#	Batch#	Analysis Date and Time	Analyst	Dilution Factor
10905	8260 Full List w/ Sep. Xylenes	SW-846 8260B	1	W113362AA	12/03/2011 02:51	Stephanie A Selis	1
01163	GC/MS VOA Water Prep	SW-846 5030B	1	W113362AA	12/03/2011 02:51	Stephanie A Selis	1
01728	TPH-GRO N. CA water C6-C12	SW-846 8015B	1	11341A07A	12/07/2011 15:24	Catherine J Schwarz	1
01146	GC VOA Water Prep	SW-846 5030B	1	11341A07A	12/07/2011 15:24	Catherine J Schwarz	1
07105	Volatile Headspace Hydrocarbon	RSKSOP-175 08/11/94 modified	1	113360015A	12/02/2011 19:46	Elizabeth J Marin	1
02740	Custom TPH with Ranges (Water)	SW-846 8015B modified	1	113350018A	12/08/2011 22:26	Heather E Williams	1
11181	Custom TPH w/ Ranges Water Ext	SW-846 3510C	1	113350018A	12/02/2011 06:15	Roman Kuropatkin	1
00368	Nitrate Nitrogen	EPA 300.0	1	11335196601B	12/01/2011 22:10	Ashley M Adams	5
00228	Sulfate	EPA 300.0	1	11335196601B	12/01/2011 22:10	Ashley M Adams	5
00273	Total Organic Carbon	SM20 5310 C	1	11340049501A	12/06/2011 01:12	James S Mathiot	1
00202	Alkalinity to pH 4.5	SM20 2320 B	1	11340020201B	12/06/2011 07:00	Susan A Engle	1
00201	Alkalinity to pH 8.3	SM20 2320 B	1	11340020201B	12/06/2011 07:00	Susan A Engle	1
01454	Bicarbonate Alkalinity	SM20 2320 B	1	11340020201B	12/06/2011 07:00	Susan A Engle	1
00230	Sulfide	SM20 4500 S2 D	1	11339023002A	12/05/2011 14:05	Susan E Hibner	1



Analysis Report

2425 New Holland Pike, PO Box 12425, Lancaster, PA 17605-2425 • 717-656-2300 Fax: 717-656-2681 • www.lancasterlabs.com

Sample Description: MW-X9-W-111130 Filtered Grab Water
Facility# 206265 BBLW
1520 Powell St-Emeryville SLT2007076 MW-X9

LLI Sample # WW 6486476
LLI Group # 1278994
Account # 11964

Project Name: 206265

Collected: 11/30/2011 11:15 by LK

Chevron

6001 Bollinger Canyon Rd L4310
San Ramon CA 94583

Submitted: 12/01/2011 09:45

Reported: 12/13/2011 16:56

CAT No.	Analysis Name	CAS Number	As Received Result	As Received Method Detection Limit	Dilution Factor
Metals Dissolved					
		EPA 200.7 rev 4.4	ug/l	ug/l	
01754	Iron	7439-89-6	N.D.	14.1	1
07058	Manganese	7439-96-5	482	0.44	1

General Sample Comments

State of California Lab Certification No. 2501
This sample was field filtered for dissolved metals.

All QC is compliant unless otherwise noted. Please refer to the Quality Control Summary for overall QC performance data and associated samples.

Laboratory Sample Analysis Record

CAT No.	Analysis Name	Method	Trial#	Batch#	Analysis Date and Time	Analyst	Dilution Factor
01754	Iron	EPA 200.7 rev 4.4	1	113365716001	12/05/2011 22:19	John P Hook	1
07058	Manganese	EPA 200.7 rev 4.4	1	113365716001	12/05/2011 22:19	John P Hook	1
05716	EPA 600 ICP Digest (tot rec)	EPA 200.7 rev 4.4	1	113365716001	12/05/2011 08:57	Denise K Conners	1

Sample Description: MW-X11A-W-111130 Grab Water
Facility# 206265 BBLW
1520 Powell St-Emeryville SLT2007076 MW-X11A

LLI Sample # WW 6486477
LLI Group # 1278994
Account # 11964

Project Name: 206265

Collected: 11/30/2011 13:40 by LK

Chevron

6001 Bollinger Canyon Rd L4310
San Ramon CA 94583

Submitted: 12/01/2011 09:45

Reported: 12/13/2011 16:56

MWX11

CAT No.	Analysis Name	CAS Number	As Received Result	As Received Method Detection Limit	Dilution Factor
GC/MS Volatiles SW-846 8260B			ug/l	ug/l	
10905	Acetone	67-64-1	N.D.	6	1
10905	t-Amyl methyl ether	994-05-8	N.D.	0.5	1
10905	Benzene	71-43-2	N.D.	0.5	1
10905	Bromobenzene	108-86-1	N.D.	1	1
10905	Bromochloromethane	74-97-5	N.D.	1	1
10905	Bromodichloromethane	75-27-4	N.D.	1	1
10905	Bromoform	75-25-2	N.D.	1	1
10905	Bromomethane	74-83-9	N.D.	1	1
10905	2-Butanone	78-93-3	N.D.	3	1
10905	t-Butyl alcohol	75-65-0	N.D.	5	1
10905	n-Butylbenzene	104-51-8	N.D.	1	1
10905	sec-Butylbenzene	135-98-8	N.D.	1	1
10905	tert-Butylbenzene	98-06-6	N.D.	1	1
10905	Carbon Disulfide	75-15-0	N.D.	1	1
10905	Carbon Tetrachloride	56-23-5	N.D.	1	1
10905	Chlorobenzene	108-90-7	N.D.	0.8	1
10905	Chloroethane	75-00-3	N.D.	1	1
10905	2-Chloroethyl Vinyl Ether	110-75-8	N.D.	2	1
2-Chloroethyl vinyl ether may not be recovered if acid was used to preserve this sample.					
10905	Chloroform	67-66-3	N.D.	0.8	1
10905	Chloromethane	74-87-3	N.D.	1	1
10905	2-Chlorotoluene	95-49-8	N.D.	1	1
10905	4-Chlorotoluene	106-43-4	N.D.	1	1
10905	1,2-Dibromo-3-chloropropane	96-12-8	N.D.	2	1
10905	Dibromochloromethane	124-48-1	N.D.	1	1
10905	1,2-Dibromoethane	106-93-4	N.D.	0.5	1
10905	Dibromomethane	74-95-3	N.D.	1	1
10905	1,2-Dichlorobenzene	95-50-1	N.D.	1	1
10905	1,3-Dichlorobenzene	541-73-1	N.D.	1	1
10905	1,4-Dichlorobenzene	106-46-7	N.D.	1	1
10905	Dichlorodifluoromethane	75-71-8	N.D.	2	1
10905	1,1-Dichloroethane	75-34-3	N.D.	1	1
10905	1,2-Dichloroethane	107-06-2	N.D.	0.5	1
10905	1,1-Dichloroethene	75-35-4	N.D.	0.8	1
10905	cis-1,2-Dichloroethene	156-59-2	5	0.8	1
10905	trans-1,2-Dichloroethene	156-60-5	1	0.8	1
10905	1,2-Dichloropropane	78-87-5	N.D.	1	1
10905	1,3-Dichloropropane	142-28-9	N.D.	1	1
10905	2,2-Dichloropropane	594-20-7	N.D.	1	1
10905	1,1-Dichloropropene	563-58-6	N.D.	1	1
10905	cis-1,3-Dichloropropene	10061-01-5	N.D.	1	1
10905	trans-1,3-Dichloropropene	10061-02-6	N.D.	1	1
10905	Ethanol	64-17-5	N.D.	50	1
10905	Ethyl t-butyl ether	637-92-3	N.D.	0.5	1
10905	Ethylbenzene	100-41-4	N.D.	0.5	1
10905	Freon 113	76-13-1	N.D.	2	1
10905	Hexachlorobutadiene	87-68-3	N.D.	2	1
10905	2-Hexanone	591-78-6	N.D.	3	1
10905	di-Isopropyl ether	108-20-3	N.D.	0.5	1



Analysis Report

2425 New Holland Pike, PO Box 12425, Lancaster, PA 17605-2425 • 717-656-2300 Fax: 717-656-2681 • www.lancasterlabs.com

Sample Description: MW-X11A-W-111130 Grab Water
Facility# 206265 BBLW
1520 Powell St-Emeryville SLT2007076 MW-X11A

LLI Sample # WW 6486477
LLI Group # 1278994
Account # 11964

Project Name: 206265

Collected: 11/30/2011 13:40 by LK

Chevron

6001 Bollinger Canyon Rd L4310
San Ramon CA 94583

Submitted: 12/01/2011 09:45

Reported: 12/13/2011 16:56

MWX11

CAT No.	Analysis Name	CAS Number	As Received Result	As Received Method Detection Limit	Dilution Factor
GC/MS Volatiles SW-846 8260B			ug/l	ug/l	
10905	Isopropylbenzene	98-82-8	N.D.	1	1
10905	p-Isopropyltoluene	99-87-6	N.D.	1	1
10905	Methyl Tertiary Butyl Ether	1634-04-4	N.D.	0.5	1
10905	4-Methyl-2-pentanone	108-10-1	N.D.	3	1
10905	Methylene Chloride	75-09-2	N.D.	2	1
10905	Naphthalene	91-20-3	N.D.	1	1
10905	n-Propylbenzene	103-65-1	N.D.	1	1
10905	Styrene	100-42-5	N.D.	1	1
10905	1,1,1,2-Tetrachloroethane	630-20-6	N.D.	1	1
10905	1,1,2,2-Tetrachloroethane	79-34-5	N.D.	1	1
10905	Tetrachloroethene	127-18-4	N.D.	0.8	1
10905	Toluene	108-88-3	N.D.	0.5	1
10905	1,2,3-Trichlorobenzene	87-61-6	N.D.	1	1
10905	1,2,4-Trichlorobenzene	120-82-1	N.D.	1	1
10905	1,1,1-Trichloroethane	71-55-6	N.D.	0.8	1
10905	1,1,2-Trichloroethane	79-00-5	N.D.	0.8	1
10905	Trichloroethene	79-01-6	4	1	1
10905	Trichlorofluoromethane	75-69-4	N.D.	2	1
10905	1,2,3-Trichloropropane	96-18-4	N.D.	1	1
10905	1,2,4-Trimethylbenzene	95-63-6	N.D.	1	1
10905	1,3,5-Trimethylbenzene	108-67-8	N.D.	1	1
10905	Vinyl Chloride	75-01-4	N.D.	1	1
10905	m+p-Xylene	n.a.	N.D.	0.5	1
10905	o-Xylene	95-47-6	N.D.	0.5	1
GC Volatiles SW-846 8015B			ug/l	ug/l	
01728	TPH-GRO N. CA water C6-C12	n.a.	N.D.	50	1
GC Miscellaneous RSKSOP-175 08/11/94 modified			ug/l	ug/l	
07105	Ethane	74-84-0	N.D.	1.0	1
07105	Ethene	74-85-1	N.D.	1.0	1
07105	Methane	74-82-8	8.1	5.0	1
GC Petroleum SW-846 8015B modified			ug/l	ug/l	
Hydrocarbons					
02740	C11-C36	n.a.	N.D.	48	1
02740	Total TPH	n.a.	N.D.	48	1
The reverse surrogate, capric acid, was present at <1%.					
Wet Chemistry EPA 300.0			ug/l	ug/l	
00368	Nitrate Nitrogen	14797-55-8	N.D.	250	5
00228	Sulfate	14808-79-8	87,500	3,000	10
SM20 5310 C			ug/l	ug/l	
00273	Total Organic Carbon	n.a.	10,400	500	1



Analysis Report

2425 New Holland Pike, PO Box 12425, Lancaster, PA 17605-2425 • 717-656-2300 Fax: 717-656-2681 • www.lancasterlabs.com

Sample Description: MW-X11A-W-111130 Grab Water
Facility# 206265 BBLW
 1520 Powell St-Emeryville SLT2007076 MW-X11A

LLI Sample # WW 6486477
LLI Group # 1278994
Account # 11964

Project Name: 206265

Collected: 11/30/2011 13:40 by LK

Chevron

6001 Bollinger Canyon Rd L4310
 San Ramon CA 94583

Submitted: 12/01/2011 09:45

Reported: 12/13/2011 16:56

MWX11

CAT No.	Analysis Name	CAS Number	As Received Result	As Received Method Detection Limit	Dilution Factor
Wet Chemistry SM20 2320 B			ug/l as CaCO3	ug/l as CaCO3	
00202	Alkalinity to pH 4.5	n.a.	410,000	460	1
00201	Alkalinity to pH 8.3	n.a.	N.D.	460	1
01454	Bicarbonate Alkalinity	n.a.	410,000	460	1
SM20 4500 S2 D			ug/l	ug/l	
00230	Sulfide	18496-25-8	N.D.	54	1

General Sample Comments

State of California Lab Certification No. 2501

All QC is compliant unless otherwise noted. Please refer to the Quality Control Summary for overall QC performance data and associated samples.

Laboratory Sample Analysis Record

CAT No.	Analysis Name	Method	Trial#	Batch#	Analysis Date and Time	Analyst	Dilution Factor
10905	8260 Full List w/ Sep. Xylenes	SW-846 8260B	1	W113362AA	12/03/2011 03:14	Stephanie A Selis	1
01163	GC/MS VOA Water Prep	SW-846 5030B	1	W113362AA	12/03/2011 03:14	Stephanie A Selis	1
01728	TPH-GRO N. CA water C6-C12	SW-846 8015B	1	11341A07A	12/07/2011 15:49	Catherine J Schwarz	1
01146	GC VOA Water Prep	SW-846 5030B	1	11341A07A	12/07/2011 15:49	Catherine J Schwarz	1
07105	Volatile Headspace Hydrocarbon	RSKSOP-175 08/11/94 modified	1	113360015A	12/02/2011 20:01	Elizabeth J Marin	1
02740	Custom TPH with Ranges (Water)	SW-846 8015B modified	1	113350018A	12/08/2011 22:50	Heather E Williams	1
11181	Custom TPH w/ Ranges Water Ext	SW-846 3510C	1	113350018A	12/02/2011 06:15	Roman Kuropatkin	1
00368	Nitrate Nitrogen	EPA 300.0	1	11335196601B	12/01/2011 22:52	Ashley M Adams	5
00228	Sulfate	EPA 300.0	1	11335196601B	12/03/2011 09:16	Ashley M Adams	10
00273	Total Organic Carbon	SM20 5310 C	1	11340049501A	12/06/2011 01:35	James S Mathiot	1
00202	Alkalinity to pH 4.5	SM20 2320 B	1	11340020201B	12/06/2011 07:00	Susan A Engle	1
00201	Alkalinity to pH 8.3	SM20 2320 B	1	11340020201B	12/06/2011 07:00	Susan A Engle	1
01454	Bicarbonate Alkalinity	SM20 2320 B	1	11340020201B	12/06/2011 07:00	Susan A Engle	1
00230	Sulfide	SM20 4500 S2 D	1	11339023002A	12/05/2011 14:05	Susan E Hibner	1



Analysis Report

2425 New Holland Pike, PO Box 12425, Lancaster, PA 17605-2425 • 717-656-2300 Fax: 717-656-2681 • www.lancasterlabs.com

Sample Description: MW-X11A-W-111130 Filtered Grab Water
Facility# 206265 BBLW
1520 Powell St-Emeryville SLT2007076 MW-X11A

LLI Sample # WW 6486478
LLI Group # 1278994
Account # 11964

Project Name: 206265

Collected: 11/30/2011 13:40 by LK

Chevron

6001 Bollinger Canyon Rd L4310
San Ramon CA 94583

Submitted: 12/01/2011 09:45

Reported: 12/13/2011 16:56

CAT No.	Analysis Name	CAS Number	As Received Result	As Received Method Detection Limit	Dilution Factor
Metals Dissolved					
		EPA 200.7 rev 4.4	ug/l	ug/l	
01754	Iron	7439-89-6	N.D.	14.1	1
07058	Manganese	7439-96-5	13.7	0.44	1

General Sample Comments

State of California Lab Certification No. 2501
This sample was field filtered for dissolved metals.

All QC is compliant unless otherwise noted. Please refer to the Quality Control Summary for overall QC performance data and associated samples.

Laboratory Sample Analysis Record

CAT No.	Analysis Name	Method	Trial#	Batch#	Analysis Date and Time	Analyst	Dilution Factor
01754	Iron	EPA 200.7 rev 4.4	1	113365716001	12/05/2011 22:23	John P Hook	1
07058	Manganese	EPA 200.7 rev 4.4	1	113365716001	12/05/2011 22:23	John P Hook	1
05716	EPA 600 ICP Digest (tot rec)	EPA 200.7 rev 4.4	1	113365716001	12/05/2011 08:57	Denise K Conners	1

Sample Description: QA-T-111130 NA Water
Facility# 206265 BBLW
1520 Powell St-Emeryville SLT2007076 QA

LLI Sample # WW 6486479
LLI Group # 1278994
Account # 11964

Project Name: 206265

Collected: 11/30/2011

Chevron

Submitted: 12/01/2011 09:45

6001 Bollinger Canyon Rd L4310

Reported: 12/13/2011 16:56

San Ramon CA 94583

X111TB

CAT No.	Analysis Name	CAS Number	As Received Result	As Received Method Detection Limit	Dilution Factor
GC/MS Volatiles SW-846 8260B			ug/l	ug/l	
10905	Acetone	67-64-1	N.D.	6	1
10905	t-Amyl methyl ether	994-05-8	N.D.	0.5	1
10905	Benzene	71-43-2	N.D.	0.5	1
10905	Bromobenzene	108-86-1	N.D.	1	1
10905	Bromochloromethane	74-97-5	N.D.	1	1
10905	Bromodichloromethane	75-27-4	N.D.	1	1
10905	Bromoform	75-25-2	N.D.	1	1
10905	Bromomethane	74-83-9	N.D.	1	1
10905	2-Butanone	78-93-3	N.D.	3	1
10905	t-Butyl alcohol	75-65-0	N.D.	5	1
10905	n-Butylbenzene	104-51-8	N.D.	1	1
10905	sec-Butylbenzene	135-98-8	N.D.	1	1
10905	tert-Butylbenzene	98-06-6	N.D.	1	1
10905	Carbon Disulfide	75-15-0	N.D.	1	1
10905	Carbon Tetrachloride	56-23-5	N.D.	1	1
10905	Chlorobenzene	108-90-7	N.D.	0.8	1
10905	Chloroethane	75-00-3	N.D.	1	1
10905	2-Chloroethyl Vinyl Ether	110-75-8	N.D.	2	1
2-Chloroethyl vinyl ether may not be recovered if acid was used to preserve this sample.					
10905	Chloroform	67-66-3	N.D.	0.8	1
10905	Chloromethane	74-87-3	N.D.	1	1
10905	2-Chlorotoluene	95-49-8	N.D.	1	1
10905	4-Chlorotoluene	106-43-4	N.D.	1	1
10905	1,2-Dibromo-3-chloropropane	96-12-8	N.D.	2	1
10905	Dibromochloromethane	124-48-1	N.D.	1	1
10905	1,2-Dibromoethane	106-93-4	N.D.	0.5	1
10905	Dibromomethane	74-95-3	N.D.	1	1
10905	1,2-Dichlorobenzene	95-50-1	N.D.	1	1
10905	1,3-Dichlorobenzene	541-73-1	N.D.	1	1
10905	1,4-Dichlorobenzene	106-46-7	N.D.	1	1
10905	Dichlorodifluoromethane	75-71-8	N.D.	2	1
10905	1,1-Dichloroethane	75-34-3	N.D.	1	1
10905	1,2-Dichloroethane	107-06-2	N.D.	0.5	1
10905	1,1-Dichloroethene	75-35-4	N.D.	0.8	1
10905	cis-1,2-Dichloroethene	156-59-2	N.D.	0.8	1
10905	trans-1,2-Dichloroethene	156-60-5	N.D.	0.8	1
10905	1,2-Dichloropropane	78-87-5	N.D.	1	1
10905	1,3-Dichloropropane	142-28-9	N.D.	1	1
10905	2,2-Dichloropropane	594-20-7	N.D.	1	1
10905	1,1-Dichloropropene	563-58-6	N.D.	1	1
10905	cis-1,3-Dichloropropene	10061-01-5	N.D.	1	1
10905	trans-1,3-Dichloropropene	10061-02-6	N.D.	1	1
10905	Ethanol	64-17-5	N.D.	50	1
10905	Ethyl t-butyl ether	637-92-3	N.D.	0.5	1
10905	Ethylbenzene	100-41-4	N.D.	0.5	1
10905	Freon 113	76-13-1	N.D.	2	1
10905	Hexachlorobutadiene	87-68-3	N.D.	2	1
10905	2-Hexanone	591-78-6	N.D.	3	1
10905	di-Isopropyl ether	108-20-3	N.D.	0.5	1



Analysis Report

2425 New Holland Pike, PO Box 12425, Lancaster, PA 17605-2425 • 717-656-2300 Fax: 717-656-2681 • www.lancasterlabs.com

Sample Description: QA-T-111130 NA Water
Facility# 206265 BBLW
1520 Powell St-Emeryville SLT2007076 QA

LLI Sample # WW 6486479
LLI Group # 1278994
Account # 11964

Project Name: 206265

Collected: 11/30/2011

Chevron

Submitted: 12/01/2011 09:45

6001 Bollinger Canyon Rd L4310

Reported: 12/13/2011 16:56

San Ramon CA 94583

X111TB

CAT No.	Analysis Name	CAS Number	As Received Result	As Received Method Detection Limit	Dilution Factor
GC/MS Volatiles SW-846 8260B			ug/l	ug/l	
10905	Isopropylbenzene	98-82-8	N.D.	1	1
10905	p-Isopropyltoluene	99-87-6	N.D.	1	1
10905	Methyl Tertiary Butyl Ether	1634-04-4	N.D.	0.5	1
10905	4-Methyl-2-pentanone	108-10-1	N.D.	3	1
10905	Methylene Chloride	75-09-2	N.D.	2	1
10905	Naphthalene	91-20-3	N.D.	1	1
10905	n-Propylbenzene	103-65-1	N.D.	1	1
10905	Styrene	100-42-5	N.D.	1	1
10905	1,1,1,2-Tetrachloroethane	630-20-6	N.D.	1	1
10905	1,1,2,2-Tetrachloroethane	79-34-5	N.D.	1	1
10905	Tetrachloroethene	127-18-4	N.D.	0.8	1
10905	Toluene	108-88-3	N.D.	0.5	1
10905	1,2,3-Trichlorobenzene	87-61-6	N.D.	1	1
10905	1,2,4-Trichlorobenzene	120-82-1	N.D.	1	1
10905	1,1,1-Trichloroethane	71-55-6	N.D.	0.8	1
10905	1,1,2-Trichloroethane	79-00-5	N.D.	0.8	1
10905	Trichloroethene	79-01-6	N.D.	1	1
10905	Trichlorofluoromethane	75-69-4	N.D.	2	1
10905	1,2,3-Trichloropropane	96-18-4	N.D.	1	1
10905	1,2,4-Trimethylbenzene	95-63-6	N.D.	1	1
10905	1,3,5-Trimethylbenzene	108-67-8	N.D.	1	1
10905	Vinyl Chloride	75-01-4	N.D.	1	1
10905	m+p-Xylene	n.a.	N.D.	0.5	1
10905	o-Xylene	95-47-6	N.D.	0.5	1
GC Volatiles SW-846 8015B			ug/l	ug/l	
01728	TPH-GRO N. CA water C6-C12	n.a.	N.D.	50	1

General Sample Comments

State of California Lab Certification No. 2501

All QC is compliant unless otherwise noted. Please refer to the Quality Control Summary for overall QC performance data and associated samples.

Laboratory Sample Analysis Record

CAT No.	Analysis Name	Method	Trial#	Batch#	Analysis Date and Time	Analyst	Dilution Factor
10905	8260 Full List w/ Sep. Xylenes	SW-846 8260B	1	W113362AA	12/03/2011 03:38	Stephanie A Selis	1
01163	GC/MS VOA Water Prep	SW-846 5030B	1	W113362AA	12/03/2011 03:38	Stephanie A Selis	1
01728	TPH-GRO N. CA water C6-C12	SW-846 8015B	1	11341A07A	12/07/2011 11:14	Catherine J Schwarz	1
01146	GC VOA Water Prep	SW-846 5030B	1	11341A07A	12/07/2011 11:14	Catherine J Schwarz	1

Quality Control Summary

 Client Name: Chevron
 Reported: 12/13/11 at 04:56 PM

Group Number: 1278994

Matrix QC may not be reported if insufficient sample or site-specific QC samples were not submitted. In these situations, to demonstrate precision and accuracy at a batch level, a LCS/LCSD was performed, unless otherwise specified in the method.

All Inorganic Initial Calibration and Continuing Calibration Blanks met acceptable method criteria unless otherwise noted on the Analysis Report.

Laboratory Compliance Quality Control

<u>Analysis Name</u>	<u>Blank Result</u>	<u>Blank MDL</u>	<u>Report Units</u>	<u>LCS %REC</u>	<u>LCSD %REC</u>	<u>LCS/LCSD Limits</u>	<u>RPD</u>	<u>RPD Max</u>
Batch number: W113362AA	Sample number(s): 6486473,6486475,6486477,6486479							
Acetone	N.D.	6.	ug/l	88		49-234		
t-Amyl methyl ether	N.D.	0.5	ug/l	89		77-120		
Benzene	N.D.	0.5	ug/l	94		79-120		
Bromobenzene	N.D.	1.	ug/l	96		80-120		
Bromochloromethane	N.D.	1.	ug/l	100		80-120		
Bromodichloromethane	N.D.	1.	ug/l	88		80-120		
Bromoform	N.D.	1.	ug/l	85		61-120		
Bromomethane	N.D.	1.	ug/l	68		44-120		
2-Butanone	N.D.	3.	ug/l	84		66-151		
t-Butyl alcohol	N.D.	5.	ug/l	90		62-129		
n-Butylbenzene	N.D.	1.	ug/l	79		74-120		
sec-Butylbenzene	N.D.	1.	ug/l	82		78-120		
tert-Butylbenzene	N.D.	1.	ug/l	86		80-120		
Carbon Disulfide	N.D.	1.	ug/l	89		62-120		
Carbon Tetrachloride	N.D.	1.	ug/l	93		75-123		
Chlorobenzene	N.D.	0.8	ug/l	95		80-120		
Chloroethane	N.D.	1.	ug/l	68		49-129		
2-Chloroethyl Vinyl Ether	N.D.	2.	ug/l	79		56-129		
Chloroform	N.D.	0.8	ug/l	94		77-122		
Chloromethane	N.D.	1.	ug/l	70		60-129		
2-Chlorotoluene	N.D.	1.	ug/l	92		80-120		
4-Chlorotoluene	N.D.	1.	ug/l	90		80-120		
1,2-Dibromo-3-chloropropane	N.D.	2.	ug/l	77		56-126		
Dibromochloromethane	N.D.	1.	ug/l	89		80-120		
1,2-Dibromoethane	N.D.	0.5	ug/l	93		80-120		
Dibromomethane	N.D.	1.	ug/l	94		80-120		
1,2-Dichlorobenzene	N.D.	1.	ug/l	92		80-120		
1,3-Dichlorobenzene	N.D.	1.	ug/l	92		80-120		
1,4-Dichlorobenzene	N.D.	1.	ug/l	92		80-120		
Dichlorodifluoromethane	N.D.	2.	ug/l	59		47-120		
1,1-Dichloroethane	N.D.	1.	ug/l	93		79-120		
1,2-Dichloroethane	N.D.	0.5	ug/l	91		70-130		
1,1-Dichloroethene	N.D.	0.8	ug/l	96		74-123		
cis-1,2-Dichloroethene	N.D.	0.8	ug/l	97		80-120		
trans-1,2-Dichloroethene	N.D.	0.8	ug/l	97		80-120		
1,2-Dichloropropane	N.D.	1.	ug/l	89		78-120		
1,3-Dichloropropane	N.D.	1.	ug/l	91		80-120		
2,2-Dichloropropane	N.D.	1.	ug/l	93		77-124		
1,1-Dichloropropene	N.D.	1.	ug/l	94		80-120		
cis-1,3-Dichloropropene	N.D.	1.	ug/l	89		80-120		
trans-1,3-Dichloropropene	N.D.	1.	ug/l	86		79-120		
Ethanol	N.D.	50.	ug/l	98		54-149		
Ethyl t-butyl ether	N.D.	0.5	ug/l	86		76-120		
Ethylbenzene	N.D.	0.5	ug/l	91		79-120		
Freon 113	N.D.	2.	ug/l	83		69-128		

*- Outside of specification

- (1) The result for one or both determinations was less than five times the LOQ.
- (2) The unspiked result was more than four times the spike added.

Quality Control Summary

Client Name: Chevron

Group Number: 1278994

Reported: 12/13/11 at 04:56 PM

<u>Analysis Name</u>	<u>Blank Result</u>	<u>Blank MDL</u>	<u>Report Units</u>	<u>LCS %REC</u>	<u>LCSD %REC</u>	<u>LCS/LCSD Limits</u>	<u>RPD</u>	<u>RPD Max</u>
Hexachlorobutadiene	N.D.	2.	ug/l	84		58-120		
2-Hexanone	N.D.	3.	ug/l	83		65-136		
di-Isopropyl ether	N.D.	0.5	ug/l	86		71-124		
Isopropylbenzene	N.D.	1.	ug/l	88		77-120		
p-Isopropyltoluene	N.D.	1.	ug/l	83		80-120		
Methyl Tertiary Butyl Ether	N.D.	0.5	ug/l	92		76-120		
4-Methyl-2-pentanone	N.D.	3.	ug/l	84		70-121		
Methylene Chloride	N.D.	2.	ug/l	98		80-120		
Naphthalene	N.D.	1.	ug/l	85		62-120		
n-Propylbenzene	N.D.	1.	ug/l	85		80-120		
Styrene	N.D.	1.	ug/l	90		80-120		
1,1,1,2-Tetrachloroethane	N.D.	1.	ug/l	92		80-120		
1,1,2,2-Tetrachloroethane	N.D.	1.	ug/l	86		71-120		
Tetrachloroethene	N.D.	0.8	ug/l	95		80-121		
Toluene	N.D.	0.5	ug/l	93		79-120		
1,2,3-Trichlorobenzene	N.D.	1.	ug/l	84		65-120		
1,2,4-Trichlorobenzene	N.D.	1.	ug/l	86		67-120		
1,1,1-Trichloroethane	N.D.	0.8	ug/l	95		75-127		
1,1,2-Trichloroethane	N.D.	0.8	ug/l	91		80-120		
Trichloroethene	N.D.	1.	ug/l	95		80-120		
Trichlorofluoromethane	N.D.	2.	ug/l	81		64-129		
1,2,3-Trichloropropane	N.D.	1.	ug/l	90		80-120		
1,2,4-Trimethylbenzene	N.D.	1.	ug/l	87		74-120		
1,3,5-Trimethylbenzene	N.D.	1.	ug/l	87		75-120		
Vinyl Chloride	N.D.	1.	ug/l	78		65-125		
m+p-Xylene	N.D.	0.5	ug/l	92		80-120		
o-Xylene	N.D.	0.5	ug/l	91		80-120		
Batch number: 11341A07A	Sample number(s): 6486473,6486475,6486477,6486479							
TPH-GRO N. CA water C6-C12	N.D.	50.	ug/l	109	109	75-135	0	30
Batch number: 113360015A	Sample number(s): 6486473,6486475,6486477							
Ethane	N.D.	1.0	ug/l	105		80-120		
Ethene	N.D.	1.0	ug/l	105		80-120		
Methane	N.D.	5.0	ug/l	103		80-120		
Batch number: 113350018A	Sample number(s): 6486473,6486475,6486477							
C11-C36	N.D.	50.	ug/l					
Total TPH	N.D.	50.	ug/l	70	78	52-119	10	20
Batch number: 113365716001	Sample number(s): 6486474,6486476,6486478							
Iron	N.D.	14.1	ug/l	103		90-110		
Manganese	N.D.	0.44	ug/l	101		85-115		
Batch number: 11335196601B	Sample number(s): 6486473,6486475,6486477							
Nitrate Nitrogen	N.D.	50.	ug/l	99		90-110		
Sulfate	N.D.	300.	ug/l	95		90-110		
Batch number: 11340049501A	Sample number(s): 6486473,6486475,6486477							
Total Organic Carbon	N.D.	500.	ug/l	92		91-113		
Batch number: 11339023002A	Sample number(s): 6486473,6486475,6486477							
Sulfide	N.D.	54.	ug/l	103		90-110		
Batch number: 11340020201B	Sample number(s): 6486473,6486475,6486477							
Alkalinity to pH 4.5	600	460.	ug/l as CaCO3	98		98-103		

*- Outside of specification

- (1) The result for one or both determinations was less than five times the LOQ.
- (2) The unspiked result was more than four times the spike added.

Quality Control Summary

 Client Name: Chevron
 Reported: 12/13/11 at 04:56 PM

Group Number: 1278994

Sample Matrix Quality Control

 Unspiked (UNSPK) = the sample used in conjunction with the matrix spike
 Background (BKG) = the sample used in conjunction with the duplicate

<u>Analysis Name</u>	<u>MS</u> <u>%REC</u>	<u>MSD</u> <u>%REC</u>	<u>MS/MSD</u> <u>Limits</u>	<u>RPD</u>	<u>RPD</u> <u>MAX</u>	<u>BKG</u> <u>Conc</u>	<u>DUP</u> <u>Conc</u>	<u>DUP</u> <u>RPD</u>	<u>Dup RPD</u> <u>Max</u>
Batch number: W113362AA	Sample number(s): 6486473,6486475,6486477,6486479 UNSPK: P487518								
Acetone	83	84	52-139	1	30				
t-Amyl methyl ether	88	89	75-122	1	30				
Benzene	99	99	80-126	0	30				
Bromobenzene	100	99	82-115	2	30				
Bromochloromethane	98	99	83-123	1	30				
Bromodichloromethane	91	91	78-125	1	30				
Bromoform	86	86	60-121	0	30				
Bromomethane	65	65	38-149	1	30				
2-Butanone	81	81	57-138	0	30				
t-Butyl alcohol	94	90	67-119	4	30				
n-Butylbenzene	87	85	73-128	2	30				
sec-Butylbenzene	91	89	79-125	2	30				
tert-Butylbenzene	94	93	81-121	1	30				
Carbon Disulfide	93	92	67-135	1	30				
Carbon Tetrachloride	103	102	81-138	0	30				
Chlorobenzene	99	100	87-124	1	30				
Chloroethane	69	67	51-145	3	30				
2-Chloroethyl Vinyl Ether	0*	0*	10-151	0	30				
Chloroform	98	97	81-134	0	30				
Chloromethane	77	68	67-154	13	30				
2-Chlorotoluene	97	95	82-118	2	30				
4-Chlorotoluene	96	95	84-122	1	30				
1,2-Dibromo-3-chloropropane	78	77	54-134	2	30				
Dibromochloromethane	88	92	74-116	4	30				
1,2-Dibromoethane	93	93	77-116	1	30				
Dibromomethane	95	94	83-119	1	30				
1,2-Dichlorobenzene	96	95	84-119	0	30				
1,3-Dichlorobenzene	95	95	86-121	0	30				
1,4-Dichlorobenzene	96	95	85-121	1	30				
Dichlorodifluoromethane	75	75	52-129	0	30				
1,1-Dichloroethane	98	96	84-129	2	30				
1,2-Dichloroethane	94	91	66-141	3	30				
1,1-Dichloroethene	106	103	85-142	3	30				
cis-1,2-Dichloroethene	101	99	85-125	2	30				
trans-1,2-Dichloroethene	102	101	87-126	1	30				
1,2-Dichloropropane	93	93	83-124	1	30				
1,3-Dichloropropane	91	92	81-120	1	30				
2,2-Dichloropropane	100	97	81-135	2	30				
1,1-Dichloropropene	100	103	86-137	2	30				
cis-1,3-Dichloropropene	91	90	75-125	1	30				
trans-1,3-Dichloropropene	87	88	74-119	1	30				
Ethanol	112	106	53-146	6	30				
Ethyl t-butyl ether	86	84	74-122	2	30				
Ethylbenzene	16 (2)	190 (2)	71-134	9	30				
Freon 113	111	109	89-148	2	30				
Hexachlorobutadiene	101	106	56-134	5	30				
2-Hexanone	80	81	55-127	1	30				
di-Isopropyl ether	87	85	70-129	2	30				

*- Outside of specification

- (1) The result for one or both determinations was less than five times the LOQ.
- (2) The unspiked result was more than four times the spike added.

Quality Control Summary

 Client Name: Chevron
 Reported: 12/13/11 at 04:56 PM

Group Number: 1278994

Sample Matrix Quality Control

 Unspiked (UNSPK) = the sample used in conjunction with the matrix spike
 Background (BKG) = the sample used in conjunction with the duplicate

<u>Analysis Name</u>	<u>MS</u> <u>%REC</u>	<u>MSD</u> <u>%REC</u>	<u>MS/MSD</u> <u>Limits</u>	<u>RPD</u> <u>RPD</u>	<u>RPD</u> <u>MAX</u>	<u>BKG</u> <u>Conc</u>	<u>DUP</u> <u>Conc</u>	<u>DUP</u> <u>RPD</u>	<u>Dup RPD</u> <u>Max</u>
Isopropylbenzene	94	95	75-128	1	30				
p-Isopropyltoluene	89	90	76-123	0	30				
Methyl Tertiary Butyl Ether	91	90	72-126	1	30				
4-Methyl-2-pentanone	82	82	63-123	0	30				
Methylene Chloride	99	96	79-120	2	30				
Naphthalene	85	86	52-125	0	30				
n-Propylbenzene	95	94	74-134	1	30				
Styrene	138*	142*	78-125	3	30				
1,1,1,2-Tetrachloroethane	96	96	82-119	1	30				
1,1,2,2-Tetrachloroethane	86	85	72-128	1	30				
Tetrachloroethene	102	104	80-128	2	30				
Toluene	96	104	80-125	4	30				
1,2,3-Trichlorobenzene	87	88	69-119	2	30				
1,2,4-Trichlorobenzene	91	91	70-124	0	30				
1,1,1-Trichloroethane	102	100	80-143	1	30				
1,1,2-Trichloroethane	94	94	77-124	0	30				
Trichloroethene	102	100	88-133	1	30				
Trichlorofluoromethane	98	96	73-152	1	30				
1,2,3-Trichloropropane	90	90	76-118	1	30				
1,2,4-Trimethylbenzene	94	94	72-130	0	30				
1,3,5-Trimethylbenzene	95	96	72-131	1	30				
Vinyl Chloride	83	80	66-133	4	30				
m+p-Xylene	-21 (2)	181 (2)	79-125	6	30				
o-Xylene	75 (2)	178 (2)	79-125	7	30				

Batch number: 113360015A	Sample number(s): 6486473,6486475,6486477 UNSPK: P484066
Ethane	64 64 34-153 0 20
Ethene	66 66 35-162 0 20
Methane	67 65 35-157 3 20
Batch number: 113365716001	Sample number(s): 6486474,6486476,6486478 UNSPK: P487039 BKG: P487039
Iron	99 70-130 295 296 1 (1) 20
Manganese	96 70-130 152 150 2 20
Batch number: 11335196601B	Sample number(s): 6486473,6486475,6486477 UNSPK: P486186 BKG: P486186
Nitrate Nitrogen	91 90-110 3,000 3,000 1 20
Sulfate	109 90-110 402,000 404,000 1 20
Batch number: 11340049501A	Sample number(s): 6486473,6486475,6486477 UNSPK: 6486477 BKG: 6486477
Total Organic Carbon	105 63-142 10,400 10,700 3 3
Batch number: 11339023002A	Sample number(s): 6486473,6486475,6486477 UNSPK: P488245 BKG: P488245
Sulfide	94 94 50-130 0 10 N.D. N.D. 0 (1) 5
Batch number: 11340020201B	Sample number(s): 6486473,6486475,6486477 UNSPK: P484066 BKG: P484066
Alkalinity to pH 4.5	82 86 73-121 2 5 266,000 270,000 1 5
Alkalinity to pH 8.3	N.D. N.D. 0 (1) 5

Surrogate Quality Control

*- Outside of specification

- (1) The result for one or both determinations was less than five times the LOQ.
- (2) The unspiked result was more than four times the spike added.

Quality Control Summary

Client Name: Chevron
Reported: 12/13/11 at 04:56 PM

Group Number: 1278994

Surrogate Quality Control

Surrogate recoveries which are outside of the QC window are confirmed unless attributed to dilution or otherwise noted on the Analysis Report.

Analysis Name: VOCs by 8260B(Extended) -Water

Batch number: W113362AA

	Dibromofluoromethane	1,2-Dichloroethane-d4	Toluene-d8	4-Bromofluorobenzene
6486473	100	101	98	94
6486475	101	101	98	95
6486477	100	102	97	94
6486479	101	102	98	95
Blank	99	102	98	95
LCS	101	103	100	99
MS	103	102	99	97
MSD	102	101	100	96

Limits: 80-116 77-113 80-113 78-113

Analysis Name: TPH-GRO N. CA water C6-C12

Batch number: 11341A07A

Trifluorotoluene-F

6486473	107
6486475	105
6486477	105
6486479	106
Blank	106
LCS	113
LCSD	114

Limits: 63-135

Analysis Name: Custom TPH with Ranges (Water)

Batch number: 113350018A

Chlorobenzene

Orthoterphenyl

6486473	40	74
6486475	65	74
6486477	48	75
Blank	43	81
LCS	94	78
LCSD	74	85

Limits: 28-152 52-131

Analysis Name: Volatile Headspace Hydrocarbon

Batch number: 113360015A

Propene

6486473	58
6486475	55
6486477	51
Blank	112
LCS	104
MS	62
MSD	61

*- Outside of specification

- (1) The result for one or both determinations was less than five times the LOQ.
- (2) The unspiked result was more than four times the spike added.

Quality Control Summary

Client Name: Chevron
Reported: 12/13/11 at 04:56 PM

Group Number: 1278994

Surrogate Quality Control

Limits: 42-131

*- Outside of specification

- (1) The result for one or both determinations was less than five times the LOQ.
- (2) The unspiked result was more than four times the spike added.

Chevron California Region Analysis Request/Chain of Custody



113011-08

Acct. #: 11964 For Lancaster Laboratories use only

Sample #: 486473-79

SCR#: 252903

G# 1278994

Facility #: 206265
 Site Address: 1520 Powell St., Emeryville, CA
 Chevron PM: Stephanie McKenna Lead Consultant: ARLADIS
 Consultant/Office: 2999 Oak Rd, Ste 300, Walnut Creek, CA
 Consultant Prj. Mgr.: Jan Wagler
 Consultant Phone #: 925.296.7409 Fax #: 925.296.7403
 Sampler: LKSK
 Service Order #: _____ Non SAR: _____

Analyses Requested

Preservation Codes		H		H		H		BD		O	
BTEX + MTBE	<input type="checkbox"/> 8260 <input type="checkbox"/> 8021										
TPH	8015 MOD GRO										
TPH	8015 MOD DRO										
TEPH	Silica Gel Cleanup										
8260	full scan										
Oxygenates											
Lead	7420 <input type="checkbox"/> 7421 <input type="checkbox"/>										
Hexane, Ethane, Ethene	PKL										
Aromaticity + Bicarbonate											
1-2 Metals/PCP	Permeth 200.7										
Sulfate + Nitrogen	Thygen 200.6										
Sulfide	SM4500S 2-D										
TOC	8153106										

Preservative Codes
 H = HCl T = Thiosulfate
 N = HNO₃ B = NaOH
 S = H₂SO₄ O = Other

- J value reporting needed
- Must meet lowest detection limits possible for 8260 compounds
- 8021 MTBE Confirmation
- Confirm highest hit by 8260
- Confirm all hits by 8260
- Run ___ oxy's on highest hit
- Run ___ oxy's on all hits

Field Point Name	Matrix	Repeat Sample	Top Depth	Year Month Day	Time Collected	New Field Pt.	Grab	Composite	Total Number of Containers	BTEX + MTBE	TPH	TPH	TEPH	8260	Oxygenates	Lead	Hexane, Ethane, Ethene	Aromaticity + Bicarbonate	1-2 Metals/PCP	Sulfate + Nitrogen	Sulfide	TOC	
MW-X6	W			2011 11 30	1000		X		16	X	X	X	X				X	X	X	X	X	X	X
MW-X9	W			2011 11 30	1115		X		16	X	X	X	X				X	X	X	X	X	X	X
MW-X11A	W			2011 11 30	1240		X		16	X	X	X	X				X	X	X	X	X	X	X
TR-20111130	W			2011 11 30					2	X	X												

Comments / Remarks
 * Field Filtered
 Silica gel cleanup for TEPH per A. Jan.
 Jmp 12/1/11

Turnaround Time Requested (TAT) (please circle)

STD. TAT 72 hour 48 hour
 24 hour 4 day 5 day

Data Package Options (please circle if required)

QC Summary Type I - Full
 Type VI (Raw Data) Coelt Deliverable not needed
 WIP (RWQCB)
 Disk

Relinquished by: <u>[Signature]</u>	Date: <u>11/30/11</u>	Time: <u>1402</u>	Received by: <u>[Signature]</u>	Date: <u>11/30/11</u>	Time: <u>1402</u>
Relinquished by: <u>[Signature]</u>	Date: <u>12/1/11</u>	Time: <u>1410</u>	Received by: <u>FE/DHK</u>	Date: _____	Time: _____
Relinquished by: _____	Date: _____	Time: _____	Received by: _____	Date: _____	Time: _____
Relinquished by Commercial Carrier: _____	Received by: <u>[Signature]</u>		Date: <u>12/1/11</u>	Time: <u>945</u>	
UPS FedEx Other _____	Temperature Upon Receipt: _____ °C / _____ °F		Custody Seals Intact? <input checked="" type="checkbox"/> Yes <input type="checkbox"/> No		

Explanation of Symbols and Abbreviations

The following defines common symbols and abbreviations used in reporting technical data:

RL	Reporting Limit	BMQL	Below Minimum Quantitation Level
N.D.	none detected	MPN	Most Probable Number
TNTC	Too Numerous To Count	CP Units	cobalt-chloroplatinate units
IU	International Units	NTU	nephelometric turbidity units
umhos/cm	micromhos/cm	ng	nanogram(s)
C	degrees Celsius	F	degrees Fahrenheit
meq	milliequivalents	lb.	pound(s)
g	gram(s)	kg	kilogram(s)
ug	microgram(s)	mg	milligram(s)
ml	milliliter(s)	l	liter(s)
m3	cubic meter(s)	ul	microliter(s)
<	less than - The number following the sign is the <u>limit of quantitation</u> , the smallest amount of analyte which can be reliably determined using this specific test.		
>	greater than		
J	estimated value – The result is \geq the Method Detection Limit (MDL) and $<$ the Limit of Quantitation (LOQ).		
ppm	parts per million - One ppm is equivalent to one milligram per kilogram (mg/kg), or one gram per million grams. For aqueous liquids, ppm is usually taken to be equivalent to milligrams per liter (mg/l), because one liter of water has a weight very close to a kilogram. For gases or vapors, one ppm is equivalent to one microliter of gas per liter of gas.		
ppb	parts per billion		
Dry weight basis	Results printed under this heading have been adjusted for moisture content. This increases the analyte weight concentration to approximate the value present in a similar sample without moisture. All other results are reported on an as-received basis.		

U.S. EPA CLP Data Qualifiers:

Organic Qualifiers	Inorganic Qualifiers
A TIC is a possible aldol-condensation product	B Value is $<$ CRDL, but \geq IDL
B Analyte was also detected in the blank	E Estimated due to interference
C Pesticide result confirmed by GC/MS	M Duplicate injection precision not met
D Compound quantitated on a diluted sample	N Spike sample not within control limits
E Concentration exceeds the calibration range of the instrument	S Method of standard additions (MSA) used for calculation
N Presumptive evidence of a compound (TICs only)	U Compound was not detected
P Concentration difference between primary and confirmation columns $>$ 25%	W Post digestion spike out of control limits
U Compound was not detected	* Duplicate analysis not within control limits
X,Y,Z Defined in case narrative	+ Correlation coefficient for MSA $<$ 0.995

Analytical test results meet all requirements of NELAC unless otherwise noted under the individual analysis.

Measurement uncertainty values, as applicable, are available upon request.

Tests results relate only to the sample tested. Clients should be aware that a critical step in a chemical or microbiological analysis is the collection of the sample. Unless the sample analyzed is truly representative of the bulk of material involved, the test results will be meaningless. If you have questions regarding the proper techniques of collecting samples, please contact us. We cannot be held responsible for sample integrity, however, unless sampling has been performed by a member of our staff. This report shall not be reproduced except in full, without the written approval of the laboratory.

WARRANTY AND LIMITS OF LIABILITY - In accepting analytical work, we warrant the accuracy of test results for the sample as submitted. THE FOREGOING EXPRESS WARRANTY IS EXCLUSIVE AND IS GIVEN IN LIEU OF ALL OTHER WARRANTIES, EXPRESSED OR IMPLIED. WE DISCLAIM ANY OTHER WARRANTIES, EXPRESSED OR IMPLIED, INCLUDING A WARRANTY OF FITNESS FOR PARTICULAR PURPOSE AND WARRANTY OF MERCHANTABILITY. IN NO EVENT SHALL LANCASTER LABORATORIES BE LIABLE FOR INDIRECT, SPECIAL, CONSEQUENTIAL, OR INCIDENTAL DAMAGES INCLUDING, BUT NOT LIMITED TO, DAMAGES FOR LOSS OF PROFIT OR GOODWILL REGARDLESS OF (A) THE NEGLIGENCE (EITHER SOLE OR CONCURRENT) OF LANCASTER LABORATORIES AND (B) WHETHER LANCASTER LABORATORIES HAS BEEN INFORMED OF THE POSSIBILITY OF SUCH DAMAGES. We accept no legal responsibility for the purposes for which the client uses the test results. No purchase order or other order for work shall be accepted by Lancaster Laboratories which includes any conditions that vary from the Standard Terms and Conditions, and Lancaster hereby objects to any conflicting terms contained in any acceptance or order submitted by client.

ANALYTICAL RESULTS

Prepared by:

Lancaster Laboratories
2425 New Holland Pike
Lancaster, PA 17605-2425

Prepared for:

Chevron
6001 Bollinger Canyon Rd L4310
San Ramon CA 94583

December 15, 2011

Project: 206265

Submittal Date: 12/02/2011
Group Number: 1279168
PO Number: 0015075168
Release Number: BAUHS
State of Sample Origin: CA

<u>Client Sample Description</u>	<u>Lancaster Labs (LLI) #</u>
MW-19A-W-111201 Grab Water	6487595
MW-19A-W-111201 Filtered Grab Water	6487596
MW-X10A-W-111201 Grab Water	6487597
MW-X10A-W-111201MS Grab Water	6487598
MW-X10A-W-111201MSD Grab Water	6487599
MW-X10A-W-111201DUP Grab Water	6487600
MW-X10A-W-111201 Filt Grab Water	6487601
MW-X10A-W-111201MS Filt Grab Water	6487602
MW-X10A-W-111201DUP Filt Grab Water	6487603
MW-17-W-111201 Grab Water	6487604
MW-17-W-111201 Filtered Grab Water	6487605
QA-T-111201 NA Water	6487606

The specific methodologies used in obtaining the enclosed analytical results are indicated on the Laboratory Sample Analysis Record.

ELECTRONIC Arcadis
COPY TO
ELECTRONIC Arcadis BBL
COPY TO

Attn: Angeline Tan

Attn: Jennifer Wagler

Questions? Contact your Client Services Representative
Jill M Parker at (717) 656-2300 Ext. 1241

Respectfully Submitted,



Christine Dulaney
Senior Specialist

Sample Description: MW-19A-W-111201 Grab Water
Facility# 206265 BBLW
1520 Powell St-Emeryville SLT2007076 MW-19A

LLI Sample # WW 6487595
LLI Group # 1279168
Account # 11964

Project Name: 206265

Collected: 12/01/2011 09:40 by LK

Chevron

6001 Bollinger Canyon Rd L4310
San Ramon CA 94583

Submitted: 12/02/2011 09:15

Reported: 12/15/2011 15:52

MW19A

CAT No.	Analysis Name	CAS Number	As Received Result	As Received Method Detection Limit	Dilution Factor
GC/MS Volatiles SW-846 8260B			ug/l	ug/l	
10905	Acetone	67-64-1	N.D.	6	1
10905	t-Amyl methyl ether	994-05-8	N.D.	0.5	1
10905	Benzene	71-43-2	N.D.	0.5	1
10905	Bromobenzene	108-86-1	N.D.	1	1
10905	Bromochloromethane	74-97-5	N.D.	1	1
10905	Bromodichloromethane	75-27-4	N.D.	1	1
10905	Bromoform	75-25-2	N.D.	1	1
10905	Bromomethane	74-83-9	N.D.	1	1
10905	2-Butanone	78-93-3	N.D.	3	1
10905	t-Butyl alcohol	75-65-0	N.D.	5	1
10905	n-Butylbenzene	104-51-8	N.D.	1	1
10905	sec-Butylbenzene	135-98-8	N.D.	1	1
10905	tert-Butylbenzene	98-06-6	N.D.	1	1
10905	Carbon Disulfide	75-15-0	N.D.	1	1
10905	Carbon Tetrachloride	56-23-5	N.D.	1	1
10905	Chlorobenzene	108-90-7	N.D.	0.8	1
10905	Chloroethane	75-00-3	N.D.	1	1
10905	2-Chloroethyl Vinyl Ether	110-75-8	N.D.	2	1
2-Chloroethyl vinyl ether may not be recovered if acid was used to preserve this sample.					
10905	Chloroform	67-66-3	N.D.	0.8	1
10905	Chloromethane	74-87-3	N.D.	1	1
10905	2-Chlorotoluene	95-49-8	N.D.	1	1
10905	4-Chlorotoluene	106-43-4	N.D.	1	1
10905	1,2-Dibromo-3-chloropropane	96-12-8	N.D.	2	1
10905	Dibromochloromethane	124-48-1	N.D.	1	1
10905	1,2-Dibromoethane	106-93-4	N.D.	0.5	1
10905	Dibromomethane	74-95-3	N.D.	1	1
10905	1,2-Dichlorobenzene	95-50-1	N.D.	1	1
10905	1,3-Dichlorobenzene	541-73-1	N.D.	1	1
10905	1,4-Dichlorobenzene	106-46-7	N.D.	1	1
10905	Dichlorodifluoromethane	75-71-8	N.D.	2	1
10905	1,1-Dichloroethane	75-34-3	N.D.	1	1
10905	1,2-Dichloroethane	107-06-2	N.D.	0.5	1
10905	1,1-Dichloroethene	75-35-4	N.D.	0.8	1
10905	cis-1,2-Dichloroethene	156-59-2	89	0.8	1
10905	trans-1,2-Dichloroethene	156-60-5	4	0.8	1
10905	1,2-Dichloropropane	78-87-5	N.D.	1	1
10905	1,3-Dichloropropane	142-28-9	N.D.	1	1
10905	2,2-Dichloropropane	594-20-7	N.D.	1	1
10905	1,1-Dichloropropene	563-58-6	N.D.	1	1
10905	cis-1,3-Dichloropropene	10061-01-5	N.D.	1	1
10905	trans-1,3-Dichloropropene	10061-02-6	N.D.	1	1
10905	Ethanol	64-17-5	N.D.	50	1
10905	Ethyl t-butyl ether	637-92-3	N.D.	0.5	1
10905	Ethylbenzene	100-41-4	N.D.	0.5	1
10905	Freon 113	76-13-1	N.D.	2	1
10905	Hexachlorobutadiene	87-68-3	N.D.	2	1
10905	2-Hexanone	591-78-6	N.D.	3	1
10905	di-Isopropyl ether	108-20-3	N.D.	0.5	1

Sample Description: MW-19A-W-111201 Grab Water
Facility# 206265 BBLW
1520 Powell St-Emeryville SLT2007076 MW-19A

LLI Sample # WW 6487595
LLI Group # 1279168
Account # 11964

Project Name: 206265

Collected: 12/01/2011 09:40 by LK

Chevron

6001 Bollinger Canyon Rd L4310
San Ramon CA 94583

Submitted: 12/02/2011 09:15

Reported: 12/15/2011 15:52

MW19A

CAT No.	Analysis Name	CAS Number	As Received Result	As Received Method Detection Limit	Dilution Factor
GC/MS Volatiles SW-846 8260B			ug/l	ug/l	
10905	Isopropylbenzene	98-82-8	N.D.	1	1
10905	p-Isopropyltoluene	99-87-6	N.D.	1	1
10905	Methyl Tertiary Butyl Ether	1634-04-4	N.D.	0.5	1
10905	4-Methyl-2-pentanone	108-10-1	N.D.	3	1
10905	Methylene Chloride	75-09-2	N.D.	2	1
10905	Naphthalene	91-20-3	N.D.	1	1
10905	n-Propylbenzene	103-65-1	N.D.	1	1
10905	Styrene	100-42-5	N.D.	1	1
10905	1,1,1,2-Tetrachloroethane	630-20-6	N.D.	1	1
10905	1,1,2,2-Tetrachloroethane	79-34-5	3	1	1
10905	Tetrachloroethene	127-18-4	340	8	10
10905	Toluene	108-88-3	N.D.	0.5	1
10905	1,2,3-Trichlorobenzene	87-61-6	N.D.	1	1
10905	1,2,4-Trichlorobenzene	120-82-1	N.D.	1	1
10905	1,1,1-Trichloroethane	71-55-6	N.D.	0.8	1
10905	1,1,2-Trichloroethane	79-00-5	N.D.	0.8	1
10905	Trichloroethene	79-01-6	56	1	1
10905	Trichlorofluoromethane	75-69-4	N.D.	2	1
10905	1,2,3-Trichloropropane	96-18-4	N.D.	1	1
10905	1,2,4-Trimethylbenzene	95-63-6	N.D.	1	1
10905	1,3,5-Trimethylbenzene	108-67-8	N.D.	1	1
10905	Vinyl Chloride	75-01-4	1	1	1
10905	m+p-Xylene	n.a.	N.D.	0.5	1
10905	o-Xylene	95-47-6	N.D.	0.5	1
GC Volatiles SW-846 8015B			ug/l	ug/l	
01728	TPH-GRO N. CA water C6-C12	n.a.	240	50	1
GC Miscellaneous RSKSOP-175 08/11/94 modified			ug/l	ug/l	
07105	Ethane	74-84-0	N.D.	1.0	1
07105	Ethene	74-85-1	N.D.	1.0	1
07105	Methane	74-82-8	6.2	5.0	1
GC Petroleum SW-846 8015B modified			ug/l	ug/l	
Hydrocarbons					
02740	C11-C36	n.a.	N.D.	48	1
02740	Total TPH	n.a.	N.D.	48	1
The reverse surrogate, capric acid, was present at <1%.					
Wet Chemistry EPA 300.0			ug/l	ug/l	
00368	Nitrate Nitrogen	14797-55-8	1,600	250	5
00228	Sulfate	14808-79-8	20,600	1,500	5
SM20 5310 C			ug/l	ug/l	
00273	Total Organic Carbon	n.a.	4,600	500	1

Sample Description: MW-19A-W-111201 Grab Water
Facility# 206265 BBLW
1520 Powell St-Emeryville SLT2007076 MW-19A

LLI Sample # WW 6487595
LLI Group # 1279168
Account # 11964

Project Name: 206265

Collected: 12/01/2011 09:40 by LK

Chevron

6001 Bollinger Canyon Rd L4310
San Ramon CA 94583

Submitted: 12/02/2011 09:15

Reported: 12/15/2011 15:52

MW19A

CAT No.	Analysis Name	CAS Number	As Received Result	As Received Method Detection Limit	Dilution Factor
Wet Chemistry SM20 2320 B			ug/l as CaCO3	ug/l as CaCO3	
00202	Alkalinity to pH 4.5	n.a.	121,000	460	1
00201	Alkalinity to pH 8.3	n.a.	N.D.	460	1
01454	Bicarbonate Alkalinity	n.a.	121,000	460	1
SM20 4500 S2 D			ug/l	ug/l	
00230	Sulfide	18496-25-8	N.D.	54	1

General Sample Comments

State of California Lab Certification No. 2501

All QC is compliant unless otherwise noted. Please refer to the Quality Control Summary for overall QC performance data and associated samples.

Laboratory Sample Analysis Record

CAT No.	Analysis Name	Method	Trial#	Batch#	Analysis Date and Time	Analyst	Dilution Factor
10905	8260 Full List w/ Sep. Xylenes	SW-846 8260B	1	W113402AA	12/06/2011 15:57	Emily R Styer	1
10905	8260 Full List w/ Sep. Xylenes	SW-846 8260B	1	W113402AA	12/06/2011 23:39	Emily R Styer	10
01163	GC/MS VOA Water Prep	SW-846 5030B	1	W113402AA	12/06/2011 15:57	Emily R Styer	1
01163	GC/MS VOA Water Prep	SW-846 5030B	2	W113402AA	12/06/2011 23:39	Emily R Styer	10
01728	TPH-GRO N. CA water C6-C12	SW-846 8015B	1	11341B07A	12/08/2011 02:05	Marie D John	1
01146	GC VOA Water Prep	SW-846 5030B	1	11341B07A	12/08/2011 02:05	Marie D John	1
07105	Volatile Headspace Hydrocarbon	RKSOP-175 08/11/94 modified	1	113390043A	12/05/2011 22:13	Elizabeth J Marin	1
02740	Custom TPH with Ranges (Water)	SW-846 8015B modified	1	113410002A	12/13/2011 20:44	Heather E Williams	1
11181	Custom TPH w/ Ranges Water Ext	SW-846 3510C	1	113410002A	12/07/2011 18:30	Kathryn I DeHaven	1
00368	Nitrate Nitrogen	EPA 300.0	1	11336196604A	12/03/2011 05:29	Ashley M Adams	5
00228	Sulfate	EPA 300.0	1	11336196604A	12/03/2011 05:29	Ashley M Adams	5
00273	Total Organic Carbon	SM20 5310 C	1	11340049501B	12/06/2011 03:06	James S Mathiot	1
00202	Alkalinity to pH 4.5	SM20 2320 B	1	11341020201A	12/07/2011 06:44	Susan A Engle	1
00201	Alkalinity to pH 8.3	SM20 2320 B	1	11341020201A	12/07/2011 06:44	Susan A Engle	1
01454	Bicarbonate Alkalinity	SM20 2320 B	1	11341020201A	12/07/2011 06:44	Susan A Engle	1
00230	Sulfide	SM20 4500 S2 D	1	11341023001A	12/07/2011 08:40	Susan E Hibner	1



Analysis Report

2425 New Holland Pike, PO Box 12425, Lancaster, PA 17605-2425 • 717-656-2300 Fax: 717-656-2681 • www.lancasterlabs.com

Sample Description: MW-19A-W-111201 Filtered Grab Water
Facility# 206265 BBLW
1520 Powell St-Emeryville SLT2007076 MW-19A

LLI Sample # WW 6487596
LLI Group # 1279168
Account # 11964

Project Name: 206265

Collected: 12/01/2011 09:40 by LK

Chevron

6001 Bollinger Canyon Rd L4310
San Ramon CA 94583

Submitted: 12/02/2011 09:15

Reported: 12/15/2011 15:52

CAT No.	Analysis Name	CAS Number	As Received Result	As Received Method Detection Limit	Dilution Factor
Metals Dissolved					
		EPA 200.7 rev 4.4	ug/l	ug/l	
01754	Iron	7439-89-6	N.D.	14.1	1
07058	Manganese	7439-96-5	18.3	0.44	1

General Sample Comments

State of California Lab Certification No. 2501
This sample was field filtered for dissolved metals.

All QC is compliant unless otherwise noted. Please refer to the Quality Control Summary for overall QC performance data and associated samples.

Laboratory Sample Analysis Record

CAT No.	Analysis Name	Method	Trial#	Batch#	Analysis Date and Time	Analyst	Dilution Factor
01754	Iron	EPA 200.7 rev 4.4	1	113405716002	12/07/2011 17:50	John P Hook	1
07058	Manganese	EPA 200.7 rev 4.4	1	113405716002	12/07/2011 17:50	John P Hook	1
05716	EPA 600 ICP Digest (tot rec)	EPA 200.7 rev 4.4	1	113405716002	12/06/2011 23:00	Annamaria Stipkovits	1

Sample Description: MW-X10A-W-111201 Grab Water
Facility# 206265 BBLW
1520 Powell St-Emeryville SLT2007076 MW-X10A

LLI Sample # WW 6487597
LLI Group # 1279168
Account # 11964

Project Name: 206265

Collected: 12/01/2011 11:35 by LK

Chevron

6001 Bollinger Canyon Rd L4310
San Ramon CA 94583

Submitted: 12/02/2011 09:15

Reported: 12/15/2011 15:52

MX10A

CAT No.	Analysis Name	CAS Number	As Received Result	As Received Method Detection Limit	Dilution Factor
GC/MS Volatiles SW-846 8260B			ug/l	ug/l	
10905	Acetone	67-64-1	N.D.	6	1
10905	t-Amyl methyl ether	994-05-8	N.D.	0.5	1
10905	Benzene	71-43-2	N.D.	0.5	1
10905	Bromobenzene	108-86-1	N.D.	1	1
10905	Bromochloromethane	74-97-5	N.D.	1	1
10905	Bromodichloromethane	75-27-4	N.D.	1	1
10905	Bromoform	75-25-2	N.D.	1	1
10905	Bromomethane	74-83-9	N.D.	1	1
10905	2-Butanone	78-93-3	N.D.	3	1
10905	t-Butyl alcohol	75-65-0	N.D.	5	1
10905	n-Butylbenzene	104-51-8	N.D.	1	1
10905	sec-Butylbenzene	135-98-8	N.D.	1	1
10905	tert-Butylbenzene	98-06-6	N.D.	1	1
10905	Carbon Disulfide	75-15-0	N.D.	1	1
10905	Carbon Tetrachloride	56-23-5	N.D.	1	1
10905	Chlorobenzene	108-90-7	N.D.	0.8	1
10905	Chloroethane	75-00-3	N.D.	1	1
10905	2-Chloroethyl Vinyl Ether	110-75-8	N.D.	2	1
2-Chloroethyl vinyl ether may not be recovered if acid was used to preserve this sample.					
10905	Chloroform	67-66-3	N.D.	0.8	1
10905	Chloromethane	74-87-3	N.D.	1	1
10905	2-Chlorotoluene	95-49-8	N.D.	1	1
10905	4-Chlorotoluene	106-43-4	N.D.	1	1
10905	1,2-Dibromo-3-chloropropane	96-12-8	N.D.	2	1
10905	Dibromochloromethane	124-48-1	N.D.	1	1
10905	1,2-Dibromoethane	106-93-4	N.D.	0.5	1
10905	Dibromomethane	74-95-3	N.D.	1	1
10905	1,2-Dichlorobenzene	95-50-1	N.D.	1	1
10905	1,3-Dichlorobenzene	541-73-1	N.D.	1	1
10905	1,4-Dichlorobenzene	106-46-7	N.D.	1	1
10905	Dichlorodifluoromethane	75-71-8	N.D.	2	1
10905	1,1-Dichloroethane	75-34-3	N.D.	1	1
10905	1,2-Dichloroethane	107-06-2	N.D.	0.5	1
10905	1,1-Dichloroethene	75-35-4	N.D.	0.8	1
10905	cis-1,2-Dichloroethene	156-59-2	5	0.8	1
10905	trans-1,2-Dichloroethene	156-60-5	N.D.	0.8	1
10905	1,2-Dichloropropane	78-87-5	N.D.	1	1
10905	1,3-Dichloropropane	142-28-9	N.D.	1	1
10905	2,2-Dichloropropane	594-20-7	N.D.	1	1
10905	1,1-Dichloropropene	563-58-6	N.D.	1	1
10905	cis-1,3-Dichloropropene	10061-01-5	N.D.	1	1
10905	trans-1,3-Dichloropropene	10061-02-6	N.D.	1	1
10905	Ethanol	64-17-5	N.D.	50	1
10905	Ethyl t-butyl ether	637-92-3	N.D.	0.5	1
10905	Ethylbenzene	100-41-4	N.D.	0.5	1
10905	Freon 113	76-13-1	N.D.	2	1
10905	Hexachlorobutadiene	87-68-3	N.D.	2	1
10905	2-Hexanone	591-78-6	N.D.	3	1
10905	di-Isopropyl ether	108-20-3	N.D.	0.5	1

Sample Description: MW-X10A-W-111201 Grab Water
Facility# 206265 BBLW
 1520 Powell St-Emeryville SLT2007076 MW-X10A

LLI Sample # WW 6487597
LLI Group # 1279168
Account # 11964

Project Name: 206265

Collected: 12/01/2011 11:35 by LK

Chevron

6001 Bollinger Canyon Rd L4310
San Ramon CA 94583

Submitted: 12/02/2011 09:15

Reported: 12/15/2011 15:52

MX10A

CAT No.	Analysis Name	CAS Number	As Received Result	As Received Method Detection Limit	Dilution Factor
GC/MS Volatiles SW-846 8260B			ug/l	ug/l	
10905	Isopropylbenzene	98-82-8	N.D.	1	1
10905	p-Isopropyltoluene	99-87-6	N.D.	1	1
10905	Methyl Tertiary Butyl Ether	1634-04-4	N.D.	0.5	1
10905	4-Methyl-2-pentanone	108-10-1	N.D.	3	1
10905	Methylene Chloride	75-09-2	N.D.	2	1
10905	Naphthalene	91-20-3	N.D.	1	1
10905	n-Propylbenzene	103-65-1	N.D.	1	1
10905	Styrene	100-42-5	N.D.	1	1
10905	1,1,1,2-Tetrachloroethane	630-20-6	N.D.	1	1
10905	1,1,2,2-Tetrachloroethane	79-34-5	N.D.	1	1
10905	Tetrachloroethene	127-18-4	N.D.	0.8	1
10905	Toluene	108-88-3	N.D.	0.5	1
10905	1,2,3-Trichlorobenzene	87-61-6	N.D.	1	1
10905	1,2,4-Trichlorobenzene	120-82-1	N.D.	1	1
10905	1,1,1-Trichloroethane	71-55-6	N.D.	0.8	1
10905	1,1,2-Trichloroethane	79-00-5	N.D.	0.8	1
10905	Trichloroethene	79-01-6	6	1	1
10905	Trichlorofluoromethane	75-69-4	N.D.	2	1
10905	1,2,3-Trichloropropane	96-18-4	N.D.	1	1
10905	1,2,4-Trimethylbenzene	95-63-6	N.D.	1	1
10905	1,3,5-Trimethylbenzene	108-67-8	N.D.	1	1
10905	Vinyl Chloride	75-01-4	N.D.	1	1
10905	m+p-Xylene	n.a.	N.D.	0.5	1
10905	o-Xylene	95-47-6	N.D.	0.5	1
GC Volatiles SW-846 8015B			ug/l	ug/l	
01728	TPH-GRO N. CA water C6-C12	n.a.	N.D.	50	1
GC Miscellaneous RSKSOP-175 08/11/94 modified			ug/l	ug/l	
07105	Ethane	74-84-0	N.D.	1.0	1
07105	Ethene	74-85-1	N.D.	1.0	1
07105	Methane	74-82-8	170	5.0	1
GC Petroleum SW-846 8015B modified			ug/l	ug/l	
Hydrocarbons					
02740	C11-C36	n.a.	N.D.	49	1
02740	Total TPH	n.a.	N.D.	49	1
The reverse surrogate, capric acid, was present at <1%.					
Wet Chemistry EPA 300.0			ug/l	ug/l	
00368	Nitrate Nitrogen	14797-55-8	N.D.	250	5
00228	Sulfate	14808-79-8	60,100	1,500	5
SM20 5310 C			ug/l	ug/l	
00273	Total Organic Carbon	n.a.	7,700	500	1



Analysis Report

2425 New Holland Pike, PO Box 12425, Lancaster, PA 17605-2425 • 717-656-2300 Fax: 717-656-2681 • www.lancasterlabs.com

Sample Description: MW-X10A-W-111201 Grab Water
Facility# 206265 BBLW
 1520 Powell St-Emeryville SLT2007076 MW-X10A

LLI Sample # WW 6487597
LLI Group # 1279168
Account # 11964

Project Name: 206265

Collected: 12/01/2011 11:35 by LK

Chevron

6001 Bollinger Canyon Rd L4310
 San Ramon CA 94583

Submitted: 12/02/2011 09:15

Reported: 12/15/2011 15:52

MX10A

CAT No.	Analysis Name	CAS Number	As Received Result	As Received Method Detection Limit	Dilution Factor
Wet Chemistry SM20 2320 B			ug/l as CaCO3	ug/l as CaCO3	
00202	Alkalinity to pH 4.5	n.a.	272,000	460	1
00201	Alkalinity to pH 8.3	n.a.	N.D.	460	1
01454	Bicarbonate Alkalinity	n.a.	272,000	460	1
SM20 4500 S2 D			ug/l	ug/l	
00230	Sulfide	18496-25-8	N.D.	54	1

General Sample Comments

State of California Lab Certification No. 2501

All QC is compliant unless otherwise noted. Please refer to the Quality Control Summary for overall QC performance data and associated samples.

Laboratory Sample Analysis Record

CAT No.	Analysis Name	Method	Trial#	Batch#	Analysis Date and Time	Analyst	Dilution Factor
10905	8260 Full List w/ Sep. Xylenes	SW-846 8260B	1	W113402AA	12/06/2011 16:20	Emily R Styer	1
01163	GC/MS VOA Water Prep	SW-846 5030B	1	W113402AA	12/06/2011 16:20	Emily R Styer	1
01728	TPH-GRO N. CA water C6-C12	SW-846 8015B	1	11341C07A	12/09/2011 10:12	Marie D John	1
01146	GC VOA Water Prep	SW-846 5030B	1	11341C07A	12/09/2011 10:12	Marie D John	1
07105	Volatile Headspace Hydrocarbon	RSKSOP-175 08/11/94 modified	1	113390043A	12/05/2011 22:46	Elizabeth J Marin	1
02740	Custom TPH with Ranges (Water)	SW-846 8015B modified	1	113410002A	12/13/2011 21:08	Heather E Williams	1
11181	Custom TPH w/ Ranges Water Ext	SW-846 3510C	1	113410002A	12/07/2011 18:30	Kathryn I DeHaven	1
00368	Nitrate Nitrogen	EPA 300.0	1	11336196604A	12/03/2011 04:46	Ashley M Adams	5
00228	Sulfate	EPA 300.0	1	11336196604A	12/03/2011 04:46	Ashley M Adams	5
00273	Total Organic Carbon	SM20 5310 C	1	11340049501B	12/06/2011 03:13	James S Mathiot	1
00202	Alkalinity to pH 4.5	SM20 2320 B	1	11341020201A	12/07/2011 06:44	Susan A Engle	1
00201	Alkalinity to pH 8.3	SM20 2320 B	1	11341020201A	12/07/2011 06:44	Susan A Engle	1
01454	Bicarbonate Alkalinity	SM20 2320 B	1	11341020201A	12/07/2011 06:44	Susan A Engle	1
00230	Sulfide	SM20 4500 S2 D	1	11341023001A	12/07/2011 08:40	Susan E Hibner	1

Sample Description: MW-X10A-W-111201MS Grab Water
Facility# 206265 BBLW
1520 Powell St-Emeryville SLT2007076 MW-X10A

LLI Sample # WW 6487598
LLI Group # 1279168
Account # 11964

Project Name: 206265

Collected: 12/01/2011 11:35 by LK

Chevron

6001 Bollinger Canyon Rd L4310
San Ramon CA 94583

Submitted: 12/02/2011 09:15

Reported: 12/15/2011 15:52

MX10A

CAT No.	Analysis Name	CAS Number	As Received Result	As Received Method Detection Limit	Dilution Factor
GC/MS Volatiles SW-846 8260B			ug/l	ug/l	
10905	Acetone	67-64-1	130	6	1
10905	t-Amyl methyl ether	994-05-8	18	0.5	1
10905	Benzene	71-43-2	20	0.5	1
10905	Bromobenzene	108-86-1	20	1	1
10905	Bromochloromethane	74-97-5	20	1	1
10905	Bromodichloromethane	75-27-4	18	1	1
10905	Bromoform	75-25-2	18	1	1
10905	Bromomethane	74-83-9	13	1	1
10905	2-Butanone	78-93-3	120	3	1
10905	t-Butyl alcohol	75-65-0	190	5	1
10905	n-Butylbenzene	104-51-8	18	1	1
10905	sec-Butylbenzene	135-98-8	19	1	1
10905	tert-Butylbenzene	98-06-6	18	1	1
10905	Carbon Disulfide	75-15-0	20	1	1
10905	Carbon Tetrachloride	56-23-5	20	1	1
10905	Chlorobenzene	108-90-7	20	0.8	1
10905	Chloroethane	75-00-3	15	1	1
10905	2-Chloroethyl Vinyl Ether	110-75-8	N.D.	2	1
2-Chloroethyl vinyl ether may not be recovered if acid was used to preserve this sample.					
10905	Chloroform	67-66-3	19	0.8	1
10905	Chloromethane	74-87-3	16	1	1
10905	2-Chlorotoluene	95-49-8	20	1	1
10905	4-Chlorotoluene	106-43-4	20	1	1
10905	1,2-Dibromo-3-chloropropane	96-12-8	15	2	1
10905	Dibromochloromethane	124-48-1	19	1	1
10905	1,2-Dibromoethane	106-93-4	19	0.5	1
10905	Dibromomethane	74-95-3	19	1	1
10905	1,2-Dichlorobenzene	95-50-1	19	1	1
10905	1,3-Dichlorobenzene	541-73-1	19	1	1
10905	1,4-Dichlorobenzene	106-46-7	19	1	1
10905	Dichlorodifluoromethane	75-71-8	18	2	1
10905	1,1-Dichloroethane	75-34-3	20	1	1
10905	1,2-Dichloroethane	107-06-2	18	0.5	1
10905	1,1-Dichloroethene	75-35-4	22	0.8	1
10905	cis-1,2-Dichloroethene	156-59-2	25	0.8	1
10905	trans-1,2-Dichloroethene	156-60-5	21	0.8	1
10905	1,2-Dichloropropane	78-87-5	19	1	1
10905	1,3-Dichloropropane	142-28-9	19	1	1
10905	2,2-Dichloropropane	594-20-7	19	1	1
10905	1,1-Dichloropropene	563-58-6	20	1	1
10905	cis-1,3-Dichloropropene	10061-01-5	18	1	1
10905	trans-1,3-Dichloropropene	10061-02-6	18	1	1
10905	Ethanol	64-17-5	620	50	1
10905	Ethyl t-butyl ether	637-92-3	17	0.5	1
10905	Ethylbenzene	100-41-4	19	0.5	1
10905	Freon 113	76-13-1	22	2	1
10905	Hexachlorobutadiene	87-68-3	19	2	1
10905	2-Hexanone	591-78-6	81	3	1
10905	di-Isopropyl ether	108-20-3	17	0.5	1

Sample Description: MW-X10A-W-111201MS Grab Water
Facility# 206265 BBLW
1520 Powell St-Emeryville SLT2007076 MW-X10A

LLI Sample # WW 6487598
LLI Group # 1279168
Account # 11964

Project Name: 206265

Collected: 12/01/2011 11:35 by LK

Chevron

6001 Bollinger Canyon Rd L4310
San Ramon CA 94583

Submitted: 12/02/2011 09:15

Reported: 12/15/2011 15:52

MX10A

CAT No.	Analysis Name	CAS Number	As Received Result	As Received Method Detection Limit	Dilution Factor
GC/MS Volatiles SW-846 8260B			ug/l	ug/l	
10905	Isopropylbenzene	98-82-8	19	1	1
10905	p-Isopropyltoluene	99-87-6	18	1	1
10905	Methyl Tertiary Butyl Ether	1634-04-4	18	0.5	1
10905	4-Methyl-2-pentanone	108-10-1	80	3	1
10905	Methylene Chloride	75-09-2	20	2	1
10905	Naphthalene	91-20-3	17	1	1
10905	n-Propylbenzene	103-65-1	19	1	1
10905	Styrene	100-42-5	19	1	1
10905	1,1,1,2-Tetrachloroethane	630-20-6	19	1	1
10905	1,1,2,2-Tetrachloroethane	79-34-5	18	1	1
10905	Tetrachloroethene	127-18-4	21	0.8	1
10905	Toluene	108-88-3	20	0.5	1
10905	1,2,3-Trichlorobenzene	87-61-6	17	1	1
10905	1,2,4-Trichlorobenzene	120-82-1	18	1	1
10905	1,1,1-Trichloroethane	71-55-6	20	0.8	1
10905	1,1,2-Trichloroethane	79-00-5	19	0.8	1
10905	Trichloroethene	79-01-6	26	1	1
10905	Trichlorofluoromethane	75-69-4	19	2	1
10905	1,2,3-Trichloropropane	96-18-4	18	1	1
10905	1,2,4-Trimethylbenzene	95-63-6	19	1	1
10905	1,3,5-Trimethylbenzene	108-67-8	19	1	1
10905	Vinyl Chloride	75-01-4	18	1	1
10905	m+p-Xylene	n.a.	39	0.5	1
10905	o-Xylene	95-47-6	19	0.5	1
GC Volatiles SW-846 8015B			ug/l	ug/l	
01728	TPH-GRO N. CA water C6-C12	n.a.	1,400	50	1
GC Miscellaneous RSKSOP-175 08/11/94 modified			ug/l	ug/l	
07105	Ethane	74-84-0	37	1.0	1
07105	Ethene	74-85-1	41	1.0	1
07105	Methane	74-82-8	200	5.0	1
GC Petroleum SW-846 8015B modified			ug/l	ug/l	
Hydrocarbons					
02740	C11-C36	n.a.	560	51	1
02740	Total TPH	n.a.	560	51	1
The reverse surrogate, capric acid, was present at <1%.					
Wet Chemistry EPA 300.0			ug/l	ug/l	
00368	Nitrate Nitrogen	14797-55-8	7,800	500	10
00228	Sulfate	14808-79-8	99,600	3,000	10
SM20 5310 C			ug/l	ug/l	
00273	Total Organic Carbon	n.a.	18,100	500	1



Analysis Report

2425 New Holland Pike, PO Box 12425, Lancaster, PA 17605-2425 • 717-656-2300 Fax: 717-656-2681 • www.lancasterlabs.com

Sample Description: MW-X10A-W-111201MS Grab Water
Facility# 206265 BBLW
1520 Powell St-Emeryville SLT2007076 MW-X10A

LLI Sample # WW 6487598
LLI Group # 1279168
Account # 11964

Project Name: 206265

Collected: 12/01/2011 11:35 by LK

Chevron

6001 Bollinger Canyon Rd L4310
San Ramon CA 94583

Submitted: 12/02/2011 09:15

Reported: 12/15/2011 15:52

MX10A

CAT No.	Analysis Name	CAS Number	As Received Result	As Received Method Detection Limit	Dilution Factor
Wet Chemistry SM20 2320 B			ug/l as CaCO3	ug/l as CaCO3	
00202	Alkalinity to pH 4.5	n.a.	455,000	460	1
00201	Alkalinity to pH 8.3	n.a.	N.D.	460	1
SM20 4500 S2 D			ug/l	ug/l	
00230	Sulfide	18496-25-8	560	54	1

General Sample Comments

State of California Lab Certification No. 2501

All QC is compliant unless otherwise noted. Please refer to the Quality Control Summary for overall QC performance data and associated samples.

Laboratory Sample Analysis Record

CAT No.	Analysis Name	Method	Trial#	Batch#	Analysis Date and Time	Analyst	Dilution Factor
10905	8260 Full List w/ Sep. Xylenes	SW-846 8260B	1	W113402AA	12/06/2011 16:43	Emily R Styer	1
01163	GC/MS VOA Water Prep	SW-846 5030B	1	W113402AA	12/06/2011 16:43	Emily R Styer	1
01728	TPH-GRO N. CA water C6-C12	SW-846 8015B	1	11341C07A	12/09/2011 10:37	Marie D John	1
01146	GC VOA Water Prep	SW-846 5030B	1	11341C07A	12/09/2011 10:37	Marie D John	1
07105	Volatile Headspace Hydrocarbon	RSKSOP-175 08/11/94 modified	1	113390043A	12/05/2011 23:01	Elizabeth J Marin	1
02740	Custom TPH with Ranges (Water)	SW-846 8015B modified	1	113410002A	12/13/2011 21:32	Heather E Williams	1
11181	Custom TPH w/ Ranges Water Ext	SW-846 3510C	1	113410002A	12/07/2011 18:30	Kathryn I DeHaven	1
00368	Nitrate Nitrogen	EPA 300.0	1	11336196604A	12/03/2011 05:14	Ashley M Adams	10
00228	Sulfate	EPA 300.0	1	11336196604A	12/03/2011 05:14	Ashley M Adams	10
00273	Total Organic Carbon	SM20 5310 C	1	11340049501B	12/06/2011 03:21	James S Mathiot	1
00202	Alkalinity to pH 4.5	SM20 2320 B	1	11341020201A	12/07/2011 06:44	Susan A Engle	1
00201	Alkalinity to pH 8.3	SM20 2320 B	1	11341020201A	12/07/2011 06:44	Susan A Engle	1
00230	Sulfide	SM20 4500 S2 D	1	11341023001A	12/07/2011 08:40	Susan E Hibner	1

Sample Description: MW-X10A-W-111201MSD Grab Water
Facility# 206265 BBLW
1520 Powell St-Emeryville SLT2007076 MW-X10A

LLI Sample # WW 6487599
LLI Group # 1279168
Account # 11964

Project Name: 206265

Collected: 12/01/2011 11:35 by LK

Chevron

6001 Bollinger Canyon Rd L4310
San Ramon CA 94583

Submitted: 12/02/2011 09:15

Reported: 12/15/2011 15:52

MX10A

CAT No.	Analysis Name	CAS Number	As Received Result	As Received Method Detection Limit	Dilution Factor
GC/MS Volatiles SW-846 8260B			ug/l	ug/l	
10905	Acetone	67-64-1	130	6	1
10905	t-Amyl methyl ether	994-05-8	18	0.5	1
10905	Benzene	71-43-2	20	0.5	1
10905	Bromobenzene	108-86-1	20	1	1
10905	Bromochloromethane	74-97-5	20	1	1
10905	Bromodichloromethane	75-27-4	18	1	1
10905	Bromoform	75-25-2	17	1	1
10905	Bromomethane	74-83-9	13	1	1
10905	2-Butanone	78-93-3	120	3	1
10905	t-Butyl alcohol	75-65-0	190	5	1
10905	n-Butylbenzene	104-51-8	18	1	1
10905	sec-Butylbenzene	135-98-8	18	1	1
10905	tert-Butylbenzene	98-06-6	18	1	1
10905	Carbon Disulfide	75-15-0	20	1	1
10905	Carbon Tetrachloride	56-23-5	20	1	1
10905	Chlorobenzene	108-90-7	20	0.8	1
10905	Chloroethane	75-00-3	15	1	1
10905	2-Chloroethyl Vinyl Ether	110-75-8	N.D.	2	1
2-Chloroethyl vinyl ether may not be recovered if acid was used to preserve this sample.					
10905	Chloroform	67-66-3	20	0.8	1
10905	Chloromethane	74-87-3	16	1	1
10905	2-Chlorotoluene	95-49-8	20	1	1
10905	4-Chlorotoluene	106-43-4	20	1	1
10905	1,2-Dibromo-3-chloropropane	96-12-8	15	2	1
10905	Dibromochloromethane	124-48-1	18	1	1
10905	1,2-Dibromoethane	106-93-4	19	0.5	1
10905	Dibromomethane	74-95-3	19	1	1
10905	1,2-Dichlorobenzene	95-50-1	19	1	1
10905	1,3-Dichlorobenzene	541-73-1	19	1	1
10905	1,4-Dichlorobenzene	106-46-7	19	1	1
10905	Dichlorodifluoromethane	75-71-8	18	2	1
10905	1,1-Dichloroethane	75-34-3	20	1	1
10905	1,2-Dichloroethane	107-06-2	18	0.5	1
10905	1,1-Dichloroethene	75-35-4	22	0.8	1
10905	cis-1,2-Dichloroethene	156-59-2	25	0.8	1
10905	trans-1,2-Dichloroethene	156-60-5	21	0.8	1
10905	1,2-Dichloropropane	78-87-5	19	1	1
10905	1,3-Dichloropropane	142-28-9	19	1	1
10905	2,2-Dichloropropane	594-20-7	19	1	1
10905	1,1-Dichloropropene	563-58-6	20	1	1
10905	cis-1,3-Dichloropropene	10061-01-5	18	1	1
10905	trans-1,3-Dichloropropene	10061-02-6	17	1	1
10905	Ethanol	64-17-5	610	50	1
10905	Ethyl t-butyl ether	637-92-3	17	0.5	1
10905	Ethylbenzene	100-41-4	19	0.5	1
10905	Freon 113	76-13-1	22	2	1
10905	Hexachlorobutadiene	87-68-3	20	2	1
10905	2-Hexanone	591-78-6	80	3	1
10905	di-Isopropyl ether	108-20-3	17	0.5	1

Sample Description: MW-X10A-W-111201MSD Grab Water
Facility# 206265 BBLW
1520 Powell St-Emeryville SLT2007076 MW-X10A

LLI Sample # WW 6487599
LLI Group # 1279168
Account # 11964

Project Name: 206265

Collected: 12/01/2011 11:35 by LK

Chevron

6001 Bollinger Canyon Rd L4310
San Ramon CA 94583

Submitted: 12/02/2011 09:15

Reported: 12/15/2011 15:52

MX10A

CAT No.	Analysis Name	CAS Number	As Received Result	As Received Method Detection Limit	Dilution Factor
GC/MS Volatiles SW-846 8260B			ug/l	ug/l	
10905	Isopropylbenzene	98-82-8	19	1	1
10905	p-Isopropyltoluene	99-87-6	18	1	1
10905	Methyl Tertiary Butyl Ether	1634-04-4	18	0.5	1
10905	4-Methyl-2-pentanone	108-10-1	80	3	1
10905	Methylene Chloride	75-09-2	20	2	1
10905	Naphthalene	91-20-3	17	1	1
10905	n-Propylbenzene	103-65-1	19	1	1
10905	Styrene	100-42-5	19	1	1
10905	1,1,1,2-Tetrachloroethane	630-20-6	19	1	1
10905	1,1,2,2-Tetrachloroethane	79-34-5	18	1	1
10905	Tetrachloroethene	127-18-4	21	0.8	1
10905	Toluene	108-88-3	20	0.5	1
10905	1,2,3-Trichlorobenzene	87-61-6	18	1	1
10905	1,2,4-Trichlorobenzene	120-82-1	18	1	1
10905	1,1,1-Trichloroethane	71-55-6	20	0.8	1
10905	1,1,2-Trichloroethane	79-00-5	19	0.8	1
10905	Trichloroethene	79-01-6	26	1	1
10905	Trichlorofluoromethane	75-69-4	19	2	1
10905	1,2,3-Trichloropropane	96-18-4	18	1	1
10905	1,2,4-Trimethylbenzene	95-63-6	19	1	1
10905	1,3,5-Trimethylbenzene	108-67-8	19	1	1
10905	Vinyl Chloride	75-01-4	18	1	1
10905	m+p-Xylene	n.a.	39	0.5	1
10905	o-Xylene	95-47-6	19	0.5	1
GC Volatiles SW-846 8015B			ug/l	ug/l	
01728	TPH-GRO N. CA water C6-C12	n.a.	1,400	50	1
GC Miscellaneous RSKSOP-175 08/11/94 modified			ug/l	ug/l	
07105	Ethane	74-84-0	39	1.0	1
07105	Ethene	74-85-1	43	1.0	1
07105	Methane	74-82-8	180	5.0	1
GC Petroleum SW-846 8015B modified			ug/l	ug/l	
Hydrocarbons					
02740	C11-C36	n.a.	590	51	1
02740	Total TPH	n.a.	590	51	1
The reverse surrogate, capric acid, was present at <1%.					
Wet Chemistry SM20 2320 B			ug/l as CaCO3	ug/l as CaCO3	
00202	Alkalinity to pH 4.5	n.a.	455,000	460	1
00201	Alkalinity to pH 8.3	n.a.	N.D.	460	1
SM20 4500 S2 D			ug/l	ug/l	
00230	Sulfide	18496-25-8	510	54	1



Analysis Report

2425 New Holland Pike, PO Box 12425, Lancaster, PA 17605-2425 • 717-656-2300 Fax: 717-656-2681 • www.lancasterlabs.com

Sample Description: MW-X10A-W-111201MSD Grab Water
Facility# 206265 BBLW
1520 Powell St-Emeryville SLT2007076 MW-X10A

LLI Sample # WW 6487599
LLI Group # 1279168
Account # 11964

Project Name: 206265

Collected: 12/01/2011 11:35 by LK

Chevron

6001 Bollinger Canyon Rd L4310
San Ramon CA 94583

Submitted: 12/02/2011 09:15

Reported: 12/15/2011 15:52

MX10A

General Sample Comments

State of California Lab Certification No. 2501

All QC is compliant unless otherwise noted. Please refer to the Quality Control Summary for overall QC performance data and associated samples.

Laboratory Sample Analysis Record

CAT No.	Analysis Name	Method	Trial#	Batch#	Analysis Date and Time	Analyst	Dilution Factor
10905	8260 Full List w/ Sep. Xylenes	SW-846 8260B	1	W113402AA	12/06/2011 17:07	Emily R Styer	1
01163	GC/MS VOA Water Prep	SW-846 5030B	1	W113402AA	12/06/2011 17:07	Emily R Styer	1
01728	TPH-GRO N. CA water C6-C12	SW-846 8015B	1	11341C07A	12/09/2011 11:02	Marie D John	1
01146	GC VOA Water Prep	SW-846 5030B	1	11341C07A	12/09/2011 11:02	Marie D John	1
07105	Volatile Headspace Hydrocarbon	RSKSOP-175 08/11/94 modified	1	113390043A	12/05/2011 23:17	Elizabeth J Marin	1
02740	Custom TPH with Ranges (Water)	SW-846 8015B modified	1	113410002A	12/13/2011 21:56	Heather E Williams	1
11181	Custom TPH w/ Ranges Water Ext	SW-846 3510C	1	113410002A	12/07/2011 18:30	Kathryn I DeHaven	1
00202	Alkalinity to pH 4.5	SM20 2320 B	1	11341020201A	12/07/2011 06:44	Susan A Engle	1
00201	Alkalinity to pH 8.3	SM20 2320 B	1	11341020201A	12/07/2011 06:44	Susan A Engle	1
00230	Sulfide	SM20 4500 S2 D	1	11341023001A	12/07/2011 08:40	Susan E Hibner	1



Analysis Report

2425 New Holland Pike, PO Box 12425, Lancaster, PA 17605-2425 • 717-656-2300 Fax: 717-656-2681 • www.lancasterlabs.com

Page 1 of 1

Sample Description: MW-X10A-W-111201DUP Grab Water
Facility# 206265 BBLW
 1520 Powell St-Emeryville SLT2007076 MW-X10A

LLI Sample # WW 6487600
LLI Group # 1279168
Account # 11964

Project Name: 206265

Collected: 12/01/2011 11:35 by LK

Chevron

6001 Bollinger Canyon Rd L4310
 San Ramon CA 94583

Submitted: 12/02/2011 09:15

Reported: 12/15/2011 15:52

MX10A

CAT No.	Analysis Name	CAS Number	As Received Result	As Received Method Detection Limit	Dilution Factor
Wet Chemistry EPA 300.0			ug/l	ug/l	
00368	Nitrate Nitrogen	14797-55-8	N.D.	250	5
00228	Sulfate	14808-79-8	60,600	1,500	5
SM20 5310 C			ug/l	ug/l	
00273	Total Organic Carbon	n.a.	7,800	500	1
SM20 2320 B			ug/l as CaCO3	ug/l as CaCO3	
00202	Alkalinity to pH 4.5	n.a.	269,000	460	1
00201	Alkalinity to pH 8.3	n.a.	N.D.	460	1
SM20 4500 S2 D			ug/l	ug/l	
00230	Sulfide	18496-25-8	N.D.	54	1

General Sample Comments

State of California Lab Certification No. 2501

All QC is compliant unless otherwise noted. Please refer to the Quality Control Summary for overall QC performance data and associated samples.

Laboratory Sample Analysis Record

CAT No.	Analysis Name	Method	Trial#	Batch#	Analysis Date and Time	Analyst	Dilution Factor
00368	Nitrate Nitrogen	EPA 300.0	1	11336196604A	12/03/2011 05:00	Ashley M Adams	5
00228	Sulfate	EPA 300.0	1	11336196604A	12/03/2011 05:00	Ashley M Adams	5
00273	Total Organic Carbon	SM20 5310 C	1	11340049501B	12/06/2011 03:29	James S Mathiot	1
00202	Alkalinity to pH 4.5	SM20 2320 B	1	11341020201A	12/07/2011 06:44	Susan A Engle	1
00201	Alkalinity to pH 8.3	SM20 2320 B	1	11341020201A	12/07/2011 06:44	Susan A Engle	1
00230	Sulfide	SM20 4500 S2 D	1	11341023001A	12/07/2011 08:40	Susan E Hibner	1



Analysis Report

2425 New Holland Pike, PO Box 12425, Lancaster, PA 17605-2425 • 717-656-2300 Fax: 717-656-2681 • www.lancasterlabs.com

Sample Description: MW-X10A-W-111201 Filt Grab Water
Facility# 206265 BBLW
1520 Powell St-Emeryville SLT2007076 MW-X10A

LLI Sample # WW 6487601
LLI Group # 1279168
Account # 11964

Project Name: 206265

Collected: 12/01/2011 11:35 by LK

Chevron

6001 Bollinger Canyon Rd L4310
San Ramon CA 94583

Submitted: 12/02/2011 09:15

Reported: 12/15/2011 15:52

FX10A

CAT No.	Analysis Name	CAS Number	As Received Result	As Received Method Detection Limit	Dilution Factor
Metals Dissolved					
		EPA 200.7 rev 4.4	ug/l	ug/l	
01754	Iron	7439-89-6	84.2	14.1	1
07058	Manganese	7439-96-5	927	0.44	1

General Sample Comments

State of California Lab Certification No. 2501
This sample was field filtered for dissolved metals.

All QC is compliant unless otherwise noted. Please refer to the Quality Control Summary for overall QC performance data and associated samples.

Laboratory Sample Analysis Record

CAT No.	Analysis Name	Method	Trial#	Batch#	Analysis Date and Time	Analyst	Dilution Factor
01754	Iron	EPA 200.7 rev 4.4	1	113405716002	12/07/2011 17:26	John P Hook	1
07058	Manganese	EPA 200.7 rev 4.4	1	113405716002	12/07/2011 17:26	John P Hook	1
05716	EPA 600 ICP Digest (tot rec)	EPA 200.7 rev 4.4	1	113405716002	12/06/2011 23:00	Annamaria Stipkovits	1



Analysis Report

2425 New Holland Pike, PO Box 12425, Lancaster, PA 17605-2425 • 717-656-2300 Fax: 717-656-2681 • www.lancasterlabs.com

Sample Description: MW-X10A-W-111201MS Filt Grab Water
Facility# 206265 BBLW
1520 Powell St-Emeryville SLT2007076 MW-X10A

LLI Sample # WW 6487602
LLI Group # 1279168
Account # 11964

Project Name: 206265

Collected: 12/01/2011 11:35 by LK

Chevron

6001 Bollinger Canyon Rd L4310
San Ramon CA 94583

Submitted: 12/02/2011 09:15

Reported: 12/15/2011 15:52

FX10A

CAT No.	Analysis Name	CAS Number	As Received Result	As Received Method Detection Limit	Dilution Factor
Metals Dissolved					
		EPA 200.7 rev 4.4	ug/l	ug/l	
01754	Iron	7439-89-6	1,060	14.1	1
07058	Manganese	7439-96-5	1,410	0.44	1

General Sample Comments

State of California Lab Certification No. 2501
This sample was field filtered for dissolved metals.

All QC is compliant unless otherwise noted. Please refer to the Quality Control Summary for overall QC performance data and associated samples.

Laboratory Sample Analysis Record

CAT No.	Analysis Name	Method	Trial#	Batch#	Analysis Date and Time	Analyst	Dilution Factor
01754	Iron	EPA 200.7 rev 4.4	1	113405716002	12/07/2011 17:38	John P Hook	1
07058	Manganese	EPA 200.7 rev 4.4	1	113405716002	12/07/2011 17:38	John P Hook	1
05716	EPA 600 ICP Digest (tot rec)	EPA 200.7 rev 4.4	1	113405716002	12/06/2011 23:00	Annamaria Stipkovits	1



Analysis Report

2425 New Holland Pike, PO Box 12425, Lancaster, PA 17605-2425 • 717-656-2300 Fax: 717-656-2681 • www.lancasterlabs.com

Sample Description: MW-X10A-W-111201DUP Filt Grab Water
Facility# 206265 BBLW
1520 Powell St-Emeryville SLT2007076 MW-X10A

LLI Sample # WW 6487603
LLI Group # 1279168
Account # 11964

Project Name: 206265

Collected: 12/01/2011 11:35 by LK

Chevron

6001 Bollinger Canyon Rd L4310
San Ramon CA 94583

Submitted: 12/02/2011 09:15

Reported: 12/15/2011 15:52

FX10A

CAT No.	Analysis Name	CAS Number	As Received Result	As Received Method Detection Limit	Dilution Factor
Metals Dissolved					
		EPA 200.7 rev 4.4	ug/l	ug/l	
01754	Iron	7439-89-6	102	14.1	1
07058	Manganese	7439-96-5	952	0.44	1

General Sample Comments

State of California Lab Certification No. 2501
This sample was field filtered for dissolved metals.

All QC is compliant unless otherwise noted. Please refer to the Quality Control Summary for overall QC performance data and associated samples.

Laboratory Sample Analysis Record

CAT No.	Analysis Name	Method	Trial#	Batch#	Analysis Date and Time	Analyst	Dilution Factor
01754	Iron	EPA 200.7 rev 4.4	1	113405716002	12/07/2011 17:34	John P Hook	1
07058	Manganese	EPA 200.7 rev 4.4	1	113405716002	12/07/2011 17:34	John P Hook	1
05716	EPA 600 ICP Digest (tot rec)	EPA 200.7 rev 4.4	1	113405716002	12/06/2011 23:00	Annamaria Stipkovits	1

Sample Description: MW-17-W-111201 Grab Water
Facility# 206265 BBLW
1520 Powell St-Emeryville SLT2007076 MW-17

LLI Sample # WW 6487604
LLI Group # 1279168
Account # 11964

Project Name: 206265

Collected: 12/01/2011 13:45 by LK

Chevron

6001 Bollinger Canyon Rd L4310
San Ramon CA 94583

Submitted: 12/02/2011 09:15

Reported: 12/15/2011 15:52

MW-17

CAT No.	Analysis Name	CAS Number	As Received Result	As Received Method Detection Limit	Dilution Factor
GC/MS Volatiles SW-846 8260B			ug/l	ug/l	
10905	Acetone	67-64-1	N.D.	6	1
10905	t-Amyl methyl ether	994-05-8	N.D.	0.5	1
10905	Benzene	71-43-2	N.D.	0.5	1
10905	Bromobenzene	108-86-1	N.D.	1	1
10905	Bromochloromethane	74-97-5	N.D.	1	1
10905	Bromodichloromethane	75-27-4	N.D.	1	1
10905	Bromoform	75-25-2	N.D.	1	1
10905	Bromomethane	74-83-9	N.D.	1	1
10905	2-Butanone	78-93-3	N.D.	3	1
10905	t-Butyl alcohol	75-65-0	N.D.	5	1
10905	n-Butylbenzene	104-51-8	N.D.	1	1
10905	sec-Butylbenzene	135-98-8	N.D.	1	1
10905	tert-Butylbenzene	98-06-6	N.D.	1	1
10905	Carbon Disulfide	75-15-0	N.D.	1	1
10905	Carbon Tetrachloride	56-23-5	N.D.	1	1
10905	Chlorobenzene	108-90-7	N.D.	0.8	1
10905	Chloroethane	75-00-3	N.D.	1	1
10905	2-Chloroethyl Vinyl Ether	110-75-8	N.D.	2	1
2-Chloroethyl vinyl ether may not be recovered if acid was used to preserve this sample.					
10905	Chloroform	67-66-3	N.D.	0.8	1
10905	Chloromethane	74-87-3	N.D.	1	1
10905	2-Chlorotoluene	95-49-8	N.D.	1	1
10905	4-Chlorotoluene	106-43-4	N.D.	1	1
10905	1,2-Dibromo-3-chloropropane	96-12-8	N.D.	2	1
10905	Dibromochloromethane	124-48-1	N.D.	1	1
10905	1,2-Dibromoethane	106-93-4	N.D.	0.5	1
10905	Dibromomethane	74-95-3	N.D.	1	1
10905	1,2-Dichlorobenzene	95-50-1	N.D.	1	1
10905	1,3-Dichlorobenzene	541-73-1	N.D.	1	1
10905	1,4-Dichlorobenzene	106-46-7	N.D.	1	1
10905	Dichlorodifluoromethane	75-71-8	N.D.	2	1
10905	1,1-Dichloroethane	75-34-3	N.D.	1	1
10905	1,2-Dichloroethane	107-06-2	N.D.	0.5	1
10905	1,1-Dichloroethene	75-35-4	N.D.	0.8	1
10905	cis-1,2-Dichloroethene	156-59-2	1	0.8	1
10905	trans-1,2-Dichloroethene	156-60-5	N.D.	0.8	1
10905	1,2-Dichloropropane	78-87-5	N.D.	1	1
10905	1,3-Dichloropropane	142-28-9	N.D.	1	1
10905	2,2-Dichloropropane	594-20-7	N.D.	1	1
10905	1,1-Dichloropropene	563-58-6	N.D.	1	1
10905	cis-1,3-Dichloropropene	10061-01-5	N.D.	1	1
10905	trans-1,3-Dichloropropene	10061-02-6	N.D.	1	1
10905	Ethanol	64-17-5	N.D.	50	1
10905	Ethyl t-butyl ether	637-92-3	N.D.	0.5	1
10905	Ethylbenzene	100-41-4	N.D.	0.5	1
10905	Freon 113	76-13-1	N.D.	2	1
10905	Hexachlorobutadiene	87-68-3	N.D.	2	1
10905	2-Hexanone	591-78-6	N.D.	3	1
10905	di-Isopropyl ether	108-20-3	N.D.	0.5	1

Sample Description: MW-17-W-111201 Grab Water
Facility# 206265 BBLW
1520 Powell St-Emeryville SLT2007076 MW-17

LLI Sample # WW 6487604
LLI Group # 1279168
Account # 11964

Project Name: 206265

Collected: 12/01/2011 13:45 by LK

Chevron

6001 Bollinger Canyon Rd L4310
San Ramon CA 94583

Submitted: 12/02/2011 09:15

Reported: 12/15/2011 15:52

MW-17

CAT No.	Analysis Name	CAS Number	As Received Result	As Received Method Detection Limit	Dilution Factor
GC/MS Volatiles SW-846 8260B			ug/l	ug/l	
10905	Isopropylbenzene	98-82-8	N.D.	1	1
10905	p-Isopropyltoluene	99-87-6	N.D.	1	1
10905	Methyl Tertiary Butyl Ether	1634-04-4	N.D.	0.5	1
10905	4-Methyl-2-pentanone	108-10-1	N.D.	3	1
10905	Methylene Chloride	75-09-2	N.D.	2	1
10905	Naphthalene	91-20-3	N.D.	1	1
10905	n-Propylbenzene	103-65-1	N.D.	1	1
10905	Styrene	100-42-5	N.D.	1	1
10905	1,1,1,2-Tetrachloroethane	630-20-6	N.D.	1	1
10905	1,1,2,2-Tetrachloroethane	79-34-5	N.D.	1	1
10905	Tetrachloroethene	127-18-4	5	0.8	1
10905	Toluene	108-88-3	N.D.	0.5	1
10905	1,2,3-Trichlorobenzene	87-61-6	N.D.	1	1
10905	1,2,4-Trichlorobenzene	120-82-1	N.D.	1	1
10905	1,1,1-Trichloroethane	71-55-6	N.D.	0.8	1
10905	1,1,2-Trichloroethane	79-00-5	N.D.	0.8	1
10905	Trichloroethene	79-01-6	8	1	1
10905	Trichlorofluoromethane	75-69-4	N.D.	2	1
10905	1,2,3-Trichloropropane	96-18-4	N.D.	1	1
10905	1,2,4-Trimethylbenzene	95-63-6	N.D.	1	1
10905	1,3,5-Trimethylbenzene	108-67-8	N.D.	1	1
10905	Vinyl Chloride	75-01-4	N.D.	1	1
10905	m+p-Xylene	n.a.	N.D.	0.5	1
10905	o-Xylene	95-47-6	N.D.	0.5	1
GC Volatiles SW-846 8015B			ug/l	ug/l	
01728	TPH-GRO N. CA water C6-C12	n.a.	N.D.	50	1
GC Miscellaneous RSKSOP-175 08/11/94 modified			ug/l	ug/l	
07105	Ethane	74-84-0	N.D.	1.0	1
07105	Ethene	74-85-1	N.D.	1.0	1
07105	Methane	74-82-8	N.D.	5.0	1
GC Petroleum SW-846 8015B modified			ug/l	ug/l	
Hydrocarbons					
02740	C11-C36	n.a.	N.D.	51	1
02740	Total TPH	n.a.	N.D.	51	1
The reverse surrogate, capric acid, was present at <1%.					
Wet Chemistry EPA 300.0			ug/l	ug/l	
00368	Nitrate Nitrogen	14797-55-8	2,100	250	5
00228	Sulfate	14808-79-8	50,000	1,500	5
SM20 5310 C			ug/l	ug/l	
00273	Total Organic Carbon	n.a.	2,000	500	1



Analysis Report

2425 New Holland Pike, PO Box 12425, Lancaster, PA 17605-2425 • 717-656-2300 Fax: 717-656-2681 • www.lancasterlabs.com

Sample Description: MW-17-W-111201 Grab Water
Facility# 206265 BBLW
 1520 Powell St-Emeryville SLT2007076 MW-17

LLI Sample # WW 6487604
LLI Group # 1279168
Account # 11964

Project Name: 206265

Collected: 12/01/2011 13:45 by LK

Chevron

6001 Bollinger Canyon Rd L4310
 San Ramon CA 94583

Submitted: 12/02/2011 09:15

Reported: 12/15/2011 15:52

MW-17

CAT No.	Analysis Name	CAS Number	As Received Result	As Received Method Detection Limit	Dilution Factor
Wet Chemistry SM20 2320 B			ug/l as CaCO3	ug/l as CaCO3	
00202	Alkalinity to pH 4.5	n.a.	113,000	460	1
00201	Alkalinity to pH 8.3	n.a.	N.D.	460	1
01454	Bicarbonate Alkalinity	n.a.	113,000	460	1
SM20 4500 S2 D			ug/l	ug/l	
00230	Sulfide	18496-25-8	N.D.	54	1

General Sample Comments

State of California Lab Certification No. 2501

All QC is compliant unless otherwise noted. Please refer to the Quality Control Summary for overall QC performance data and associated samples.

Laboratory Sample Analysis Record

CAT No.	Analysis Name	Method	Trial#	Batch#	Analysis Date and Time	Analyst	Dilution Factor
10905	8260 Full List w/ Sep. Xylenes	SW-846 8260B	1	W113402AA	12/06/2011 17:30	Emily R Styer	1
01163	GC/MS VOA Water Prep	SW-846 5030B	1	W113402AA	12/06/2011 17:30	Emily R Styer	1
01728	TPH-GRO N. CA water C6-C12	SW-846 8015B	1	11341B07A	12/08/2011 02:30	Marie D John	1
01146	GC VOA Water Prep	SW-846 5030B	1	11341B07A	12/08/2011 02:30	Marie D John	1
07105	Volatile Headspace Hydrocarbon	RSKSOP-175 08/11/94 modified	1	113390043A	12/05/2011 23:33	Elizabeth J Marin	1
02740	Custom TPH with Ranges (Water)	SW-846 8015B modified	1	113410002A	12/13/2011 22:20	Heather E Williams	1
11181	Custom TPH w/ Ranges Water Ext	SW-846 3510C	1	113410002A	12/07/2011 18:30	Kathryn I DeHaven	1
00368	Nitrate Nitrogen	EPA 300.0	1	11336196604A	12/03/2011 05:43	Ashley M Adams	5
00228	Sulfate	EPA 300.0	1	11336196604A	12/03/2011 05:43	Ashley M Adams	5
00273	Total Organic Carbon	SM20 5310 C	1	11340049501B	12/06/2011 03:36	James S Mathiot	1
00202	Alkalinity to pH 4.5	SM20 2320 B	1	11341020201A	12/07/2011 06:44	Susan A Engle	1
00201	Alkalinity to pH 8.3	SM20 2320 B	1	11341020201A	12/07/2011 06:44	Susan A Engle	1
01454	Bicarbonate Alkalinity	SM20 2320 B	1	11341020201A	12/07/2011 06:44	Susan A Engle	1
00230	Sulfide	SM20 4500 S2 D	1	11341023001A	12/07/2011 08:40	Susan E Hibner	1



Analysis Report

2425 New Holland Pike, PO Box 12425, Lancaster, PA 17605-2425 • 717-656-2300 Fax: 717-656-2681 • www.lancasterlabs.com

Page 1 of 1

Sample Description: MW-17-W-111201 Filtered Grab Water
Facility# 206265 BBLW
1520 Powell St-Emeryville SLT2007076 MW-17

LLI Sample # WW 6487605
LLI Group # 1279168
Account # 11964

Project Name: 206265

Collected: 12/01/2011 13:45 by LK

Chevron

6001 Bollinger Canyon Rd L4310
San Ramon CA 94583

Submitted: 12/02/2011 09:15

Reported: 12/15/2011 15:52

CAT No.	Analysis Name	CAS Number	As Received Result	As Received Method Detection Limit	Dilution Factor
Metals Dissolved					
		EPA 200.7 rev 4.4	ug/l	ug/l	
01754	Iron	7439-89-6	N.D.	14.1	1
07058	Manganese	7439-96-5	91.1	0.44	1

General Sample Comments

State of California Lab Certification No. 2501
This sample was field filtered for dissolved metals.

All QC is compliant unless otherwise noted. Please refer to the Quality Control Summary for overall QC performance data and associated samples.

Laboratory Sample Analysis Record

CAT No.	Analysis Name	Method	Trial#	Batch#	Analysis Date and Time	Analyst	Dilution Factor
01754	Iron	EPA 200.7 rev 4.4	1	113405716002	12/07/2011 17:54	John P Hook	1
07058	Manganese	EPA 200.7 rev 4.4	1	113405716002	12/07/2011 17:54	John P Hook	1
05716	EPA 600 ICP Digest (tot rec)	EPA 200.7 rev 4.4	1	113405716002	12/06/2011 23:00	Annamaria Stipkovits	1

Sample Description: QA-T-111201 NA Water
Facility# 206265 BBLW
1520 Powell St-Emeryville SLT2007076 QA

LLI Sample # WW 6487606
LLI Group # 1279168
Account # 11964

Project Name: 206265

Collected: 12/01/2011

Chevron

Submitted: 12/02/2011 09:15

6001 Bollinger Canyon Rd L4310

Reported: 12/15/2011 15:52

San Ramon CA 94583

X10TB

CAT No.	Analysis Name	CAS Number	As Received Result	As Received Method Detection Limit	Dilution Factor
GC/MS Volatiles SW-846 8260B			ug/l	ug/l	
10905	Acetone	67-64-1	N.D.	6	1
10905	t-Amyl methyl ether	994-05-8	N.D.	0.5	1
10905	Benzene	71-43-2	N.D.	0.5	1
10905	Bromobenzene	108-86-1	N.D.	1	1
10905	Bromochloromethane	74-97-5	N.D.	1	1
10905	Bromodichloromethane	75-27-4	N.D.	1	1
10905	Bromoform	75-25-2	N.D.	1	1
10905	Bromomethane	74-83-9	N.D.	1	1
10905	2-Butanone	78-93-3	N.D.	3	1
10905	t-Butyl alcohol	75-65-0	N.D.	5	1
10905	n-Butylbenzene	104-51-8	N.D.	1	1
10905	sec-Butylbenzene	135-98-8	N.D.	1	1
10905	tert-Butylbenzene	98-06-6	N.D.	1	1
10905	Carbon Disulfide	75-15-0	N.D.	1	1
10905	Carbon Tetrachloride	56-23-5	N.D.	1	1
10905	Chlorobenzene	108-90-7	N.D.	0.8	1
10905	Chloroethane	75-00-3	N.D.	1	1
10905	2-Chloroethyl Vinyl Ether	110-75-8	N.D.	2	1
2-Chloroethyl vinyl ether may not be recovered if acid was used to preserve this sample.					
10905	Chloroform	67-66-3	N.D.	0.8	1
10905	Chloromethane	74-87-3	N.D.	1	1
10905	2-Chlorotoluene	95-49-8	N.D.	1	1
10905	4-Chlorotoluene	106-43-4	N.D.	1	1
10905	1,2-Dibromo-3-chloropropane	96-12-8	N.D.	2	1
10905	Dibromochloromethane	124-48-1	N.D.	1	1
10905	1,2-Dibromoethane	106-93-4	N.D.	0.5	1
10905	Dibromomethane	74-95-3	N.D.	1	1
10905	1,2-Dichlorobenzene	95-50-1	N.D.	1	1
10905	1,3-Dichlorobenzene	541-73-1	N.D.	1	1
10905	1,4-Dichlorobenzene	106-46-7	N.D.	1	1
10905	Dichlorodifluoromethane	75-71-8	N.D.	2	1
10905	1,1-Dichloroethane	75-34-3	N.D.	1	1
10905	1,2-Dichloroethane	107-06-2	N.D.	0.5	1
10905	1,1-Dichloroethene	75-35-4	N.D.	0.8	1
10905	cis-1,2-Dichloroethene	156-59-2	N.D.	0.8	1
10905	trans-1,2-Dichloroethene	156-60-5	N.D.	0.8	1
10905	1,2-Dichloropropane	78-87-5	N.D.	1	1
10905	1,3-Dichloropropane	142-28-9	N.D.	1	1
10905	2,2-Dichloropropane	594-20-7	N.D.	1	1
10905	1,1-Dichloropropene	563-58-6	N.D.	1	1
10905	cis-1,3-Dichloropropene	10061-01-5	N.D.	1	1
10905	trans-1,3-Dichloropropene	10061-02-6	N.D.	1	1
10905	Ethanol	64-17-5	N.D.	50	1
10905	Ethyl t-butyl ether	637-92-3	N.D.	0.5	1
10905	Ethylbenzene	100-41-4	N.D.	0.5	1
10905	Freon 113	76-13-1	N.D.	2	1
10905	Hexachlorobutadiene	87-68-3	N.D.	2	1
10905	2-Hexanone	591-78-6	N.D.	3	1
10905	di-Isopropyl ether	108-20-3	N.D.	0.5	1



Analysis Report

2425 New Holland Pike, PO Box 12425, Lancaster, PA 17605-2425 • 717-656-2300 Fax: 717-656-2681 • www.lancasterlabs.com

Sample Description: QA-T-111201 NA Water
Facility# 206265 BBLW
1520 Powell St-Emeryville SLT2007076 QA

LLI Sample # WW 6487606
LLI Group # 1279168
Account # 11964

Project Name: 206265

Collected: 12/01/2011

Chevron

Submitted: 12/02/2011 09:15

6001 Bollinger Canyon Rd L4310

Reported: 12/15/2011 15:52

San Ramon CA 94583

X10TB

CAT No.	Analysis Name	CAS Number	As Received Result	As Received Method Detection Limit	Dilution Factor
GC/MS Volatiles SW-846 8260B			ug/l	ug/l	
10905	Isopropylbenzene	98-82-8	N.D.	1	1
10905	p-Isopropyltoluene	99-87-6	N.D.	1	1
10905	Methyl Tertiary Butyl Ether	1634-04-4	N.D.	0.5	1
10905	4-Methyl-2-pentanone	108-10-1	N.D.	3	1
10905	Methylene Chloride	75-09-2	N.D.	2	1
10905	Naphthalene	91-20-3	N.D.	1	1
10905	n-Propylbenzene	103-65-1	N.D.	1	1
10905	Styrene	100-42-5	N.D.	1	1
10905	1,1,1,2-Tetrachloroethane	630-20-6	N.D.	1	1
10905	1,1,2,2-Tetrachloroethane	79-34-5	N.D.	1	1
10905	Tetrachloroethene	127-18-4	N.D.	0.8	1
10905	Toluene	108-88-3	N.D.	0.5	1
10905	1,2,3-Trichlorobenzene	87-61-6	N.D.	1	1
10905	1,2,4-Trichlorobenzene	120-82-1	N.D.	1	1
10905	1,1,1-Trichloroethane	71-55-6	N.D.	0.8	1
10905	1,1,2-Trichloroethane	79-00-5	N.D.	0.8	1
10905	Trichloroethene	79-01-6	N.D.	1	1
10905	Trichlorofluoromethane	75-69-4	N.D.	2	1
10905	1,2,3-Trichloropropane	96-18-4	N.D.	1	1
10905	1,2,4-Trimethylbenzene	95-63-6	N.D.	1	1
10905	1,3,5-Trimethylbenzene	108-67-8	N.D.	1	1
10905	Vinyl Chloride	75-01-4	N.D.	1	1
10905	m+p-Xylene	n.a.	N.D.	0.5	1
10905	o-Xylene	95-47-6	N.D.	0.5	1
GC Volatiles SW-846 8015B			ug/l	ug/l	
01728	TPH-GRO N. CA water C6-C12	n.a.	N.D.	50	1

General Sample Comments

State of California Lab Certification No. 2501

All QC is compliant unless otherwise noted. Please refer to the Quality Control Summary for overall QC performance data and associated samples.

Laboratory Sample Analysis Record

CAT No.	Analysis Name	Method	Trial#	Batch#	Analysis Date and Time	Analyst	Dilution Factor
10905	8260 Full List w/ Sep. Xylenes	SW-846 8260B	1	W113402AA	12/06/2011 14:40	Emily R Styer	1
01163	GC/MS VOA Water Prep	SW-846 5030B	1	W113402AA	12/06/2011 14:40	Emily R Styer	1
01728	TPH-GRO N. CA water C6-C12	SW-846 8015B	1	11341B07A	12/08/2011 00:23	Marie D John	1
01146	GC VOA Water Prep	SW-846 5030B	1	11341B07A	12/08/2011 00:23	Marie D John	1

Quality Control Summary

 Client Name: Chevron
 Reported: 12/15/11 at 03:52 PM

Group Number: 1279168

Matrix QC may not be reported if insufficient sample or site-specific QC samples were not submitted. In these situations, to demonstrate precision and accuracy at a batch level, a LCS/LCSD was performed, unless otherwise specified in the method.

All Inorganic Initial Calibration and Continuing Calibration Blanks met acceptable method criteria unless otherwise noted on the Analysis Report.

Laboratory Compliance Quality Control

<u>Analysis Name</u>	<u>Blank Result</u>	<u>Blank MDL</u>	<u>Report Units</u>	<u>LCS %REC</u>	<u>LCSD %REC</u>	<u>LCS/LCSD Limits</u>	<u>RPD</u>	<u>RPD Max</u>
Batch number: W113402AA	Sample number(s): 6487595,6487597-6487599,6487604,6487606							
Acetone	N.D.	6.	ug/l	89		49-234		
t-Amyl methyl ether	N.D.	0.5	ug/l	91		77-120		
Benzene	N.D.	0.5	ug/l	97		79-120		
Bromobenzene	N.D.	1.	ug/l	100		80-120		
Bromochloromethane	N.D.	1.	ug/l	100		80-120		
Bromodichloromethane	N.D.	1.	ug/l	90		80-120		
Bromoform	N.D.	1.	ug/l	89		61-120		
Bromomethane	N.D.	1.	ug/l	66		44-120		
2-Butanone	N.D.	3.	ug/l	80		66-151		
t-Butyl alcohol	N.D.	5.	ug/l	101		62-129		
n-Butylbenzene	N.D.	1.	ug/l	83		74-120		
sec-Butylbenzene	N.D.	1.	ug/l	87		78-120		
tert-Butylbenzene	N.D.	1.	ug/l	89		80-120		
Carbon Disulfide	N.D.	1.	ug/l	91		62-120		
Carbon Tetrachloride	N.D.	1.	ug/l	89		75-123		
Chlorobenzene	N.D.	0.8	ug/l	98		80-120		
Chloroethane	N.D.	1.	ug/l	70		49-129		
2-Chloroethyl Vinyl Ether	N.D.	2.	ug/l	81		56-129		
Chloroform	N.D.	0.8	ug/l	95		77-122		
Chloromethane	N.D.	1.	ug/l	78		60-129		
2-Chlorotoluene	N.D.	1.	ug/l	95		80-120		
4-Chlorotoluene	N.D.	1.	ug/l	96		80-120		
1,2-Dibromo-3-chloropropane	N.D.	2.	ug/l	80		56-126		
Dibromochloromethane	N.D.	1.	ug/l	92		80-120		
1,2-Dibromoethane	N.D.	0.5	ug/l	95		80-120		
Dibromomethane	N.D.	1.	ug/l	96		80-120		
1,2-Dichlorobenzene	N.D.	1.	ug/l	97		80-120		
1,3-Dichlorobenzene	N.D.	1.	ug/l	97		80-120		
1,4-Dichlorobenzene	N.D.	1.	ug/l	95		80-120		
Dichlorodifluoromethane	N.D.	2.	ug/l	70		47-120		
1,1-Dichloroethane	N.D.	1.	ug/l	93		79-120		
1,2-Dichloroethane	N.D.	0.5	ug/l	90		70-130		
1,1-Dichloroethene	N.D.	0.8	ug/l	98		74-123		
cis-1,2-Dichloroethene	N.D.	0.8	ug/l	98		80-120		
trans-1,2-Dichloroethene	N.D.	0.8	ug/l	98		80-120		
1,2-Dichloropropane	N.D.	1.	ug/l	91		78-120		
1,3-Dichloropropane	N.D.	1.	ug/l	93		80-120		
2,2-Dichloropropane	N.D.	1.	ug/l	90		77-124		
1,1-Dichloropropene	N.D.	1.	ug/l	93		80-120		
cis-1,3-Dichloropropene	N.D.	1.	ug/l	89		80-120		
trans-1,3-Dichloropropene	N.D.	1.	ug/l	87		79-120		
Ethanol	N.D.	50.	ug/l	131		54-149		
Ethyl t-butyl ether	N.D.	0.5	ug/l	86		76-120		
Ethylbenzene	N.D.	0.5	ug/l	91		79-120		
Freon 113	N.D.	2.	ug/l	87		69-128		

*- Outside of specification

- (1) The result for one or both determinations was less than five times the LOQ.
- (2) The unspiked result was more than four times the spike added.

Quality Control Summary

Client Name: Chevron

Group Number: 1279168

Reported: 12/15/11 at 03:52 PM

<u>Analysis Name</u>	<u>Blank Result</u>	<u>Blank MDL</u>	<u>Report Units</u>	<u>LCS %REC</u>	<u>LCSD %REC</u>	<u>LCS/LCSD Limits</u>	<u>RPD</u>	<u>RPD Max</u>
Hexachlorobutadiene	N.D.	2.	ug/l	88		58-120		
2-Hexanone	N.D.	3.	ug/l	81		65-136		
di-Isopropyl ether	N.D.	0.5	ug/l	85		71-124		
Isopropylbenzene	N.D.	1.	ug/l	89		77-120		
p-Isopropyltoluene	N.D.	1.	ug/l	89		80-120		
Methyl Tertiary Butyl Ether	N.D.	0.5	ug/l	91		76-120		
4-Methyl-2-pentanone	N.D.	3.	ug/l	82		70-121		
Methylene Chloride	N.D.	2.	ug/l	100		80-120		
Naphthalene	N.D.	1.	ug/l	86		62-120		
n-Propylbenzene	N.D.	1.	ug/l	91		80-120		
Styrene	N.D.	1.	ug/l	95		80-120		
1,1,1,2-Tetrachloroethane	N.D.	1.	ug/l	93		80-120		
1,1,2,2-Tetrachloroethane	N.D.	1.	ug/l	91		71-120		
Tetrachloroethene	N.D.	0.8	ug/l	96		80-121		
Toluene	N.D.	0.5	ug/l	97		79-120		
1,2,3-Trichlorobenzene	N.D.	1.	ug/l	87		65-120		
1,2,4-Trichlorobenzene	N.D.	1.	ug/l	87		67-120		
1,1,1-Trichloroethane	N.D.	0.8	ug/l	93		75-127		
1,1,2-Trichloroethane	N.D.	0.8	ug/l	96		80-120		
Trichloroethene	N.D.	1.	ug/l	97		80-120		
Trichlorofluoromethane	N.D.	2.	ug/l	80		64-129		
1,2,3-Trichloropropane	N.D.	1.	ug/l	93		80-120		
1,2,4-Trimethylbenzene	N.D.	1.	ug/l	92		74-120		
1,3,5-Trimethylbenzene	N.D.	1.	ug/l	92		75-120		
Vinyl Chloride	N.D.	1.	ug/l	81		65-125		
m+p-Xylene	N.D.	0.5	ug/l	94		80-120		
o-Xylene	N.D.	0.5	ug/l	94		80-120		
Batch number: 11341B07A	Sample number(s): 6487595,6487604,6487606							
TPH-GRO N. CA water C6-C12	N.D.	50.	ug/l	118	118	75-135	0	30
Batch number: 11341C07A	Sample number(s): 6487597-6487599							
TPH-GRO N. CA water C6-C12	N.D.	50.	ug/l	109		75-135		
Batch number: 113390043A	Sample number(s): 6487595,6487597-6487599,6487604							
Ethane	N.D.	1.0	ug/l	114		80-120		
Ethene	N.D.	1.0	ug/l	115		80-120		
Methane	N.D.	5.0	ug/l	112		80-120		
Batch number: 113410002A	Sample number(s): 6487595,6487597-6487599,6487604							
C11-C36	N.D.	50.	ug/l					
Total TPH	N.D.	50.	ug/l	86		52-119		
Batch number: 113405716002	Sample number(s): 6487596,6487601-6487603,6487605							
Iron	25.5	14.1	ug/l	100		90-110		
Manganese	N.D.	0.44	ug/l	99		85-115		
Batch number: 11336196604A	Sample number(s): 6487595,6487597-6487598,6487600,6487604							
Nitrate Nitrogen	N.D.	50.	ug/l	104		90-110		
Sulfate	N.D.	300.	ug/l	97		90-110		
Batch number: 11340049501B	Sample number(s): 6487595,6487597-6487598,6487600,6487604							
Total Organic Carbon	N.D.	500.	ug/l	92		91-113		
Batch number: 11341020201A	Sample number(s): 6487595,6487597-6487600,6487604							
Alkalinity to pH 4.5	N.D.	460.	ug/l as CaCO3	98		98-103		

*- Outside of specification

- (1) The result for one or both determinations was less than five times the LOQ.
- (2) The unspiked result was more than four times the spike added.

Quality Control Summary

Client Name: Chevron

Group Number: 1279168

Reported: 12/15/11 at 03:52 PM

<u>Analysis Name</u>	<u>Blank Result</u>	<u>Blank MDL</u>	<u>Report Units</u>	<u>LCS %REC</u>	<u>LCSD %REC</u>	<u>LCS/LCSD Limits</u>	<u>RPD</u>	<u>RPD Max</u>
Batch number: 11341023001A	Sample number(s): 6487595,6487597-6487600,6487604							
Sulfide	N.D.	54.	ug/l	105		90-110		

Sample Matrix Quality Control

Unspiked (UNSPK) = the sample used in conjunction with the matrix spike

Background (BKG) = the sample used in conjunction with the duplicate

<u>Analysis Name</u>	<u>MS %REC</u>	<u>MSD %REC</u>	<u>MS/MSD Limits</u>	<u>RPD</u>	<u>RPD MAX</u>	<u>BKG Conc</u>	<u>DUP Conc</u>	<u>DUP RPD</u>	<u>Dup RPD Max</u>
Batch number: W113402AA	Sample number(s): 6487595,6487597-6487599,6487604,6487606 UNSPK: 6487597								
Acetone	85	83	52-139	1	30				
t-Amyl methyl ether	89	89	75-122	1	30				
Benzene	101	102	80-126	1	30				
Bromobenzene	101	101	82-115	0	30				
Bromochloromethane	98	99	83-123	1	30				
Bromodichloromethane	91	92	78-125	1	30				
Bromoform	88	85	60-121	4	30				
Bromomethane	65	67	38-149	2	30				
2-Butanone	79	79	57-138	1	30				
t-Butyl alcohol	96	96	67-119	0	30				
n-Butylbenzene	88	89	73-128	1	30				
sec-Butylbenzene	93	92	79-125	1	30				
tert-Butylbenzene	91	90	81-121	0	30				
Carbon Disulfide	98	98	67-135	1	30				
Carbon Tetrachloride	100	101	81-138	1	30				
Chlorobenzene	101	100	87-124	1	30				
Chloroethane	73	73	51-145	0	30				
2-Chloroethyl Vinyl Ether	0*	0*	10-151	0	30				
Chloroform	97	98	81-134	1	30				
Chloromethane	80	79	67-154	1	30				
2-Chlorotoluene	100	98	82-118	1	30				
4-Chlorotoluene	98	98	84-122	1	30				
1,2-Dibromo-3-chloropropane	77	77	54-134	1	30				
Dibromochloromethane	93	90	74-116	3	30				
1,2-Dibromoethane	96	94	77-116	2	30				
Dibromomethane	96	95	83-119	1	30				
1,2-Dichlorobenzene	96	95	84-119	1	30				
1,3-Dichlorobenzene	96	96	86-121	0	30				
1,4-Dichlorobenzene	96	95	85-121	1	30				
Dichlorodifluoromethane	88	89	52-129	2	30				
1,1-Dichloroethane	98	98	84-129	1	30				
1,2-Dichloroethane	91	91	66-141	1	30				
1,1-Dichloroethene	109	110	85-142	1	30				
cis-1,2-Dichloroethene	104	104	85-125	0	30				
trans-1,2-Dichloroethene	107	105	87-126	2	30				
1,2-Dichloropropane	93	95	83-124	2	30				
1,3-Dichloropropane	94	93	81-120	1	30				
2,2-Dichloropropane	95	97	81-135	1	30				
1,1-Dichloropropene	101	102	86-137	1	30				
cis-1,3-Dichloropropene	89	90	75-125	1	30				
trans-1,3-Dichloropropene	88	86	74-119	2	30				
Ethanol	123	121	53-146	2	30				
Ethyl t-butyl ether	85	85	74-122	1	30				

*- Outside of specification

- (1) The result for one or both determinations was less than five times the LOQ.
- (2) The unspiked result was more than four times the spike added.

Quality Control Summary

 Client Name: Chevron
 Reported: 12/15/11 at 03:52 PM

Group Number: 1279168

Sample Matrix Quality Control

 Unspiked (UNSPK) = the sample used in conjunction with the matrix spike
 Background (BKG) = the sample used in conjunction with the duplicate

<u>Analysis Name</u>	<u>MS</u> <u>%REC</u>	<u>MSD</u> <u>%REC</u>	<u>MS/MSD</u> <u>Limits</u>	<u>RPD</u> <u>RPD</u>	<u>RPD</u> <u>MAX</u>	<u>BKG</u> <u>Conc</u>	<u>DUP</u> <u>Conc</u>	<u>DUP</u> <u>RPD</u>	<u>Dup RPD</u> <u>Max</u>
Ethylbenzene	97	96	71-134	0	30				
Freon 113	108	110	89-148	1	30				
Hexachlorobutadiene	95	102	56-134	7	30				
2-Hexanone	81	80	55-127	2	30				
di-Isopropyl ether	86	86	70-129	0	30				
Isopropylbenzene	94	94	75-128	0	30				
p-Isopropyltoluene	92	92	76-123	0	30				
Methyl Tertiary Butyl Ether	91	90	72-126	0	30				
4-Methyl-2-pentanone	80	80	63-123	0	30				
Methylene Chloride	100	100	79-120	1	30				
Naphthalene	84	84	52-125	0	30				
n-Propylbenzene	95	94	74-134	1	30				
Styrene	97	97	78-125	0	30				
1,1,1,2-Tetrachloroethane	96	96	82-119	1	30				
1,1,2,2-Tetrachloroethane	92	90	72-128	2	30				
Tetrachloroethene	105	103	80-128	2	30				
Toluene	100	100	80-125	1	30				
1,2,3-Trichlorobenzene	86	88	69-119	3	30				
1,2,4-Trichlorobenzene	88	88	70-124	0	30				
1,1,1-Trichloroethane	101	101	80-143	1	30				
1,1,2-Trichloroethane	96	95	77-124	1	30				
Trichloroethene	101	101	88-133	0	30				
Trichlorofluoromethane	93	96	73-152	3	30				
1,2,3-Trichloropropane	92	91	76-118	1	30				
1,2,4-Trimethylbenzene	95	94	72-130	1	30				
1,3,5-Trimethylbenzene	93	93	72-131	0	30				
Vinyl Chloride	88	88	66-133	0	30				
m+p-Xylene	98	98	79-125	1	30				
o-Xylene	97	95	79-125	1	30				
Batch number: 11341B07A Sample number(s): 6487595,6487604,6487606 UNSPK: P487518									
TPH-GRO N. CA water C6-C12	116	116	75-135	0	30				
Batch number: 11341C07A Sample number(s): 6487597-6487599 UNSPK: 6487597									
TPH-GRO N. CA water C6-C12	127	127	75-135	0	30				
Batch number: 113390043A Sample number(s): 6487595,6487597-6487599,6487604 UNSPK: 6487597									
Ethane	63	66	34-153	5	20				
Ethene	67	70	35-162	5	20				
Methane	50	17*	35-157	11	20				
Batch number: 113410002A Sample number(s): 6487595,6487597-6487599,6487604 UNSPK: 6487597									
Total TPH	69	73	26-138	5	20				
Batch number: 113405716002 Sample number(s): 6487596,6487601-6487603,6487605 UNSPK: 6487601 BKG: 6487601									
Iron	98		70-130		84.2	102	19 (1)	20	
Manganese	96		70-130		927	952	3	20	
Batch number: 11336196604A Sample number(s): 6487595,6487597-6487598,6487600,6487604 UNSPK: 6487597 BKG:									
Nitrate Nitrogen	78*		90-110		N.D.	N.D.	0 (1)	20	
Sulfate	79*		90-110		60,100	60,600	1	20	

*- Outside of specification

- (1) The result for one or both determinations was less than five times the LOQ.
- (2) The unspiked result was more than four times the spike added.

Quality Control Summary

Client Name: Chevron Group Number: 1279168
 Reported: 12/15/11 at 03:52 PM

Sample Matrix Quality Control

Unspiked (UNSPK) = the sample used in conjunction with the matrix spike
 Background (BKG) = the sample used in conjunction with the duplicate

<u>Analysis Name</u>	<u>MS</u> <u>%REC</u>	<u>MSD</u> <u>%REC</u>	<u>MS/MSD</u> <u>Limits</u>	<u>RPD</u> <u>RPD</u>	<u>RPD</u> <u>MAX</u>	<u>BKG</u> <u>Conc</u>	<u>DUP</u> <u>Conc</u>	<u>DUP</u> <u>RPD</u>	<u>Dup</u> <u>RPD</u>	<u>RPD</u> <u>Max</u>
Batch number: 11340049501B	Sample number(s): 6487595,6487597-6487598,6487600,6487604 UNSPK: 6487597 BKG:									
Total Organic Carbon	103		63-142			7,700	7,800	0		3
Batch number: 11341020201A	Sample number(s): 6487595,6487597-6487600,6487604 UNSPK: 6487597 BKG: 6487597									
Alkalinity to pH 4.5	97	97	73-121	0	5	272,000	269,000	1		5
Alkalinity to pH 8.3						N.D.	N.D.	0 (1)		5
Batch number: 11341023001A	Sample number(s): 6487595,6487597-6487600,6487604 UNSPK: 6487597 BKG: 6487597									
Sulfide	109	99	50-130	9	10	N.D.	N.D.	0 (1)		5

Surrogate Quality Control

Surrogate recoveries which are outside of the QC window are confirmed unless attributed to dilution or otherwise noted on the Analysis Report.

Analysis Name: VOCs by 8260B(Extended) -Water
 Batch number: W113402AA

	Dibromofluoromethane	1,2-Dichloroethane-d4	Toluene-d8	4-Bromofluorobenzene
6487595	101	102	98	92
6487597	101	103	99	93
6487598	101	105	100	97
6487599	100	101	99	97
6487604	101	103	99	94
6487606	100	102	98	94
Blank	99	103	99	93
LCS	101	103	100	97
MS	101	105	100	97
MSD	100	101	99	97
Limits:	80-116	77-113	80-113	78-113

Analysis Name: TPH-GRO N. CA water C6-C12
 Batch number: 11341B07A
 Trifluorotoluene-F

6487595	107
6487604	110
6487606	110
Blank	105
LCS	117
LCSD	116
MS	120
MSD	120
Limits:	63-135

Analysis Name: TPH-GRO N. CA water C6-C12
 Batch number: 11341C07A

*- Outside of specification

- (1) The result for one or both determinations was less than five times the LOQ.
- (2) The unspiked result was more than four times the spike added.

Quality Control Summary

Client Name: Chevron
Reported: 12/15/11 at 03:52 PM

Group Number: 1279168

Surrogate Quality Control

Trifluorotoluene-F

6487597	106
6487598	116
6487599	116
Blank	105
LCS	118
MS	116
MSD	116

Limits: 63-135

Analysis Name: Volatile Headspace Hydrocarbon
Batch number: 113390043A
Propene

6487595	58
6487597	53
6487598	53
6487599	57
6487604	52
Blank	109
LCS	108
MS	53
MSD	57

Limits: 42-131

Analysis Name: Custom TPH with Ranges (Water)
Batch number: 113410002A

Chlorobenzene Orthoterphenyl

6487595	43	74
6487597	55	73
6487598	61	78
6487599	75	81
6487604	59	78
Blank	56	78
LCS	98	95
MS	61	78
MSD	75	81

Limits: 28-152 52-131

*- Outside of specification

- (1) The result for one or both determinations was less than five times the LOQ.
- (2) The unspiked result was more than four times the spike added.

Chevron California Region Analysis Request/Chain of Custody



120111-08

Acct. #: 11964 For Lancaster Laboratories use only

Sample #: 6187595-606

252906

SCR#: _____

C# 1279168

Facility #: 2010265
 Site Address: 1520 Raven St., Emeryville, CA
 Chevron PM: Stephanie McKenna Lead Consultant: AREADS
 Consultant/Office: 2999 Oak Rd., Ste 300, Walnut Creek, CA
 Consultant Prj. Mgr.: Jen Wagner
 Consultant Phone #: 925.290.7899 Fax #: 925.274.1103
 Sampler: UKISK
 Service Order #: _____ Non SAR: _____

Analyses Requested

Preservation Codes		Preservative Codes	
#	#	H	T
<input type="checkbox"/>	BTEX + MTBE 8260 <input type="checkbox"/> 8021 <input type="checkbox"/>	<input type="checkbox"/>	<input type="checkbox"/>
<input checked="" type="checkbox"/>	PH 8015 MOD GRO <input checked="" type="checkbox"/>	<input type="checkbox"/>	<input type="checkbox"/>
<input checked="" type="checkbox"/>	PH 8015 MOD BRO <input checked="" type="checkbox"/> Silica Gel Cleanup	<input type="checkbox"/>	<input type="checkbox"/>
<input type="checkbox"/>	8260 full scan	<input type="checkbox"/>	<input type="checkbox"/>
<input type="checkbox"/>	Oxygenates	<input type="checkbox"/>	<input type="checkbox"/>
<input type="checkbox"/>	Lead 7420 <input type="checkbox"/> 7421 <input type="checkbox"/>	<input type="checkbox"/>	<input type="checkbox"/>
<input type="checkbox"/>	Mercury, Ethane, Ethene, Ethyne, Penta	<input type="checkbox"/>	<input type="checkbox"/>
<input type="checkbox"/>	Chlorinity Halomethane	<input type="checkbox"/>	<input type="checkbox"/>
<input type="checkbox"/>	12 Metals REMM 200.7 *	<input type="checkbox"/>	<input type="checkbox"/>
<input type="checkbox"/>	Sulfate + Phosphate Nitrogen	<input type="checkbox"/>	<input type="checkbox"/>
<input type="checkbox"/>	Sulfate	<input type="checkbox"/>	<input type="checkbox"/>
<input type="checkbox"/>	TOC	<input type="checkbox"/>	<input type="checkbox"/>

Preservative Codes
 H = HCl T = Thiosulfate
 N = HNO₃ B = NaOH
 S = H₂SO₄ O = Other

- J value reporting needed
- Must meet lowest detection limits possible for 8260 compounds
- 8021 MTBE Confirmation
- Confirm highest hit by 8260
- Confirm all hits by 8260
- Run ___ oxy's on highest hit
- Run ___ oxy's on all hits

Field Point Name	Matrix	Repeat Sample	Top Depth	Year Month Day	Time Collected	New Field Pt.	Grab	Composite	Total Number of Containers	BTEX + MTBE 8260 <input type="checkbox"/> 8021 <input type="checkbox"/>	PH 8015 MOD GRO <input checked="" type="checkbox"/>	PH 8015 MOD BRO <input checked="" type="checkbox"/> Silica Gel Cleanup	8260 full scan	Oxygenates	Lead 7420 <input type="checkbox"/> 7421 <input type="checkbox"/>	Mercury, Ethane, Ethene, Ethyne, Penta	Chlorinity Halomethane	12 Metals REMM 200.7 *	Sulfate + Phosphate Nitrogen	Sulfate	TOC
MW-19A	W			2011 12 1	0940		X		16		X	X	X			X	X	X	X	X	X
MW-X109 **	W			2011 12 1	1135		X		16		X	X	X			X	X	X	X	X	X
MW-17	W			2011 12 1	1345		X		16		X	X	X			X	X	X	X	X	X
TB-20111201	W			2011 12 1	—		X		2		X	X	X			X	X	X	X	X	X

Comments / Remarks
 * Field Filtered
 ** MS/MSD

Turnaround Time Requested (TAT) (please circle)

STD. TAT 72 hour 48 hour
 24 hour 4 day 5 day

Data Package Options (please circle if required)

QC Summary Type I - Full
 Type VI (Raw Data) Coelt Deliverable not needed
 WIP (RWQCB)
 Disk

Relinquished by: <u>[Signature]</u>	Date: <u>12/1/11</u>	Time: <u>1400</u>	Received by: <u>[Signature]</u>	Date: <u>12/1/11</u>	Time: <u>1400</u>
Relinquished by: <u>[Signature]</u>	Date: <u>01 DEC 11</u>	Time: <u>1634</u>	Received by: <u>SOUTHWEST / FEDEX</u>	Date: _____	Time: _____
Relinquished by: _____	Date: _____	Time: _____	Received by: _____	Date: _____	Time: _____
Relinquished by Commercial Carrier: <u>FedEx</u>	UPS _____	Other _____	Received by: <u>[Signature]</u>	Date: <u>12/2/11</u>	Time: <u>0915</u>
Temperature Upon Receipt: <u>11.24</u> °C			Custody Seals Intact? <input checked="" type="checkbox"/> Yes <input type="checkbox"/> No		

Explanation of Symbols and Abbreviations

The following defines common symbols and abbreviations used in reporting technical data:

RL	Reporting Limit	BMQL	Below Minimum Quantitation Level
N.D.	none detected	MPN	Most Probable Number
TNTC	Too Numerous To Count	CP Units	cobalt-chloroplatinate units
IU	International Units	NTU	nephelometric turbidity units
umhos/cm	micromhos/cm	ng	nanogram(s)
C	degrees Celsius	F	degrees Fahrenheit
meq	milliequivalents	lb.	pound(s)
g	gram(s)	kg	kilogram(s)
ug	microgram(s)	mg	milligram(s)
ml	milliliter(s)	l	liter(s)
m3	cubic meter(s)	ul	microliter(s)
<	less than - The number following the sign is the <u>limit of quantitation</u> , the smallest amount of analyte which can be reliably determined using this specific test.		
>	greater than		
J	estimated value – The result is \geq the Method Detection Limit (MDL) and $<$ the Limit of Quantitation (LOQ).		
ppm	parts per million - One ppm is equivalent to one milligram per kilogram (mg/kg), or one gram per million grams. For aqueous liquids, ppm is usually taken to be equivalent to milligrams per liter (mg/l), because one liter of water has a weight very close to a kilogram. For gases or vapors, one ppm is equivalent to one microliter of gas per liter of gas.		
ppb	parts per billion		
Dry weight basis	Results printed under this heading have been adjusted for moisture content. This increases the analyte weight concentration to approximate the value present in a similar sample without moisture. All other results are reported on an as-received basis.		

U.S. EPA CLP Data Qualifiers:

Organic Qualifiers	Inorganic Qualifiers
A TIC is a possible aldol-condensation product	B Value is $<$ CRDL, but \geq IDL
B Analyte was also detected in the blank	E Estimated due to interference
C Pesticide result confirmed by GC/MS	M Duplicate injection precision not met
D Compound quantitated on a diluted sample	N Spike sample not within control limits
E Concentration exceeds the calibration range of the instrument	S Method of standard additions (MSA) used for calculation
N Presumptive evidence of a compound (TICs only)	U Compound was not detected
P Concentration difference between primary and confirmation columns $>$ 25%	W Post digestion spike out of control limits
U Compound was not detected	* Duplicate analysis not within control limits
X,Y,Z Defined in case narrative	+ Correlation coefficient for MSA $<$ 0.995

Analytical test results meet all requirements of NELAC unless otherwise noted under the individual analysis.

Measurement uncertainty values, as applicable, are available upon request.

Tests results relate only to the sample tested. Clients should be aware that a critical step in a chemical or microbiological analysis is the collection of the sample. Unless the sample analyzed is truly representative of the bulk of material involved, the test results will be meaningless. If you have questions regarding the proper techniques of collecting samples, please contact us. We cannot be held responsible for sample integrity, however, unless sampling has been performed by a member of our staff. This report shall not be reproduced except in full, without the written approval of the laboratory.

WARRANTY AND LIMITS OF LIABILITY - In accepting analytical work, we warrant the accuracy of test results for the sample as submitted. THE FOREGOING EXPRESS WARRANTY IS EXCLUSIVE AND IS GIVEN IN LIEU OF ALL OTHER WARRANTIES, EXPRESSED OR IMPLIED. WE DISCLAIM ANY OTHER WARRANTIES, EXPRESSED OR IMPLIED, INCLUDING A WARRANTY OF FITNESS FOR PARTICULAR PURPOSE AND WARRANTY OF MERCHANTABILITY. IN NO EVENT SHALL LANCASTER LABORATORIES BE LIABLE FOR INDIRECT, SPECIAL, CONSEQUENTIAL, OR INCIDENTAL DAMAGES INCLUDING, BUT NOT LIMITED TO, DAMAGES FOR LOSS OF PROFIT OR GOODWILL REGARDLESS OF (A) THE NEGLIGENCE (EITHER SOLE OR CONCURRENT) OF LANCASTER LABORATORIES AND (B) WHETHER LANCASTER LABORATORIES HAS BEEN INFORMED OF THE POSSIBILITY OF SUCH DAMAGES. We accept no legal responsibility for the purposes for which the client uses the test results. No purchase order or other order for work shall be accepted by Lancaster Laboratories which includes any conditions that vary from the Standard Terms and Conditions, and Lancaster hereby objects to any conflicting terms contained in any acceptance or order submitted by client.

ANALYTICAL RESULTS

Prepared by:

Lancaster Laboratories
2425 New Holland Pike
Lancaster, PA 17605-2425

Prepared for:

Chevron
6001 Bollinger Canyon Rd L4310
San Ramon CA 94583

December 15, 2011

Project: 206265

Submittal Date: 12/03/2011
Group Number: 1279328
PO Number: 0015075168
Release Number: BAUHS
State of Sample Origin: CA

<u>Client Sample Description</u>	<u>Lancaster Labs (LLI) #</u>
MW-X2-W-111202 Grab Water	6488902
MW-X2-W-111202 Grab Water	6488903
MW-X8-W-111202 Grab Water	6488904
MW-X8-W-111202 Grab Water	6488905
MW-18-W-111202 Grab Water	6488906
MW-18-W-111202 Grab Water	6488907
MW-X3-W-111202 Grab Water	6488908
MW-X3-W-111202 Grab Water	6488909
BD-1-WD-111202 Grab Water	6488910
BD-1-WD-111202 Grab Water	6488911
QA-O-111202 Grab Water	6488912
QA-O-111202 Grab Water	6488913
QA-T-111202 NA Water	6488914

The specific methodologies used in obtaining the enclosed analytical results are indicated on the Laboratory Sample Analysis Record.

ELECTRONIC Arcadis
COPY TO
ELECTRONIC Arcadis BBL
COPY TOAttn: Angeline Tan

Attn: Jennifer Wagler

Questions? Contact your Client Services Representative
Jill M Parker at (717) 656-2300 Ext. 1241

Respectfully Submitted,



Christine Dulaney
Senior Specialist

Sample Description: MW-X2-W-111202 Grab Water
Facility# 206265 BBLW
1520 Powell St-Emeryville SLT2007076 MW-X2

LLI Sample # WW 6488902
LLI Group # 1279328
Account # 11964

Project Name: 206265

Collected: 12/02/2011 08:45 by LK

Chevron

6001 Bollinger Canyon Rd L4310
San Ramon CA 94583

Submitted: 12/03/2011 09:10

Reported: 12/15/2011 16:41

PSEX2

CAT No.	Analysis Name	CAS Number	As Received Result	As Received Method Detection Limit	Dilution Factor
GC/MS Volatiles SW-846 8260B			ug/l	ug/l	
10905	Acetone	67-64-1	N.D.	6	1
10905	t-Amyl methyl ether	994-05-8	N.D.	0.5	1
10905	Benzene	71-43-2	N.D.	0.5	1
10905	Bromobenzene	108-86-1	N.D.	1	1
10905	Bromochloromethane	74-97-5	N.D.	1	1
10905	Bromodichloromethane	75-27-4	N.D.	1	1
10905	Bromoform	75-25-2	N.D.	1	1
10905	Bromomethane	74-83-9	N.D.	1	1
10905	2-Butanone	78-93-3	N.D.	3	1
10905	t-Butyl alcohol	75-65-0	N.D.	5	1
10905	n-Butylbenzene	104-51-8	N.D.	1	1
10905	sec-Butylbenzene	135-98-8	N.D.	1	1
10905	tert-Butylbenzene	98-06-6	N.D.	1	1
10905	Carbon Disulfide	75-15-0	N.D.	1	1
10905	Carbon Tetrachloride	56-23-5	N.D.	1	1
10905	Chlorobenzene	108-90-7	N.D.	0.8	1
10905	Chloroethane	75-00-3	N.D.	1	1
10905	2-Chloroethyl Vinyl Ether	110-75-8	N.D.	2	1
2-Chloroethyl vinyl ether may not be recovered if acid was used to preserve this sample.					
10905	Chloroform	67-66-3	N.D.	0.8	1
10905	Chloromethane	74-87-3	N.D.	1	1
10905	2-Chlorotoluene	95-49-8	N.D.	1	1
10905	4-Chlorotoluene	106-43-4	N.D.	1	1
10905	1,2-Dibromo-3-chloropropane	96-12-8	N.D.	2	1
10905	Dibromochloromethane	124-48-1	N.D.	1	1
10905	1,2-Dibromoethane	106-93-4	N.D.	0.5	1
10905	Dibromomethane	74-95-3	N.D.	1	1
10905	1,2-Dichlorobenzene	95-50-1	N.D.	1	1
10905	1,3-Dichlorobenzene	541-73-1	N.D.	1	1
10905	1,4-Dichlorobenzene	106-46-7	N.D.	1	1
10905	Dichlorodifluoromethane	75-71-8	N.D.	2	1
10905	1,1-Dichloroethane	75-34-3	N.D.	1	1
10905	1,2-Dichloroethane	107-06-2	N.D.	0.5	1
10905	1,1-Dichloroethene	75-35-4	N.D.	0.8	1
10905	cis-1,2-Dichloroethene	156-59-2	130	0.8	1
10905	trans-1,2-Dichloroethene	156-60-5	2	0.8	1
10905	1,2-Dichloropropane	78-87-5	N.D.	1	1
10905	1,3-Dichloropropane	142-28-9	N.D.	1	1
10905	2,2-Dichloropropane	594-20-7	N.D.	1	1
10905	1,1-Dichloropropene	563-58-6	N.D.	1	1
10905	cis-1,3-Dichloropropene	10061-01-5	N.D.	1	1
10905	trans-1,3-Dichloropropene	10061-02-6	N.D.	1	1
10905	Ethanol	64-17-5	N.D.	50	1
10905	Ethyl t-butyl ether	637-92-3	N.D.	0.5	1
10905	Ethylbenzene	100-41-4	N.D.	0.5	1
10905	Freon 113	76-13-1	N.D.	2	1
10905	Hexachlorobutadiene	87-68-3	N.D.	2	1
10905	2-Hexanone	591-78-6	N.D.	3	1
10905	di-Isopropyl ether	108-20-3	N.D.	0.5	1

Sample Description: MW-X2-W-111202 Grab Water
Facility# 206265 BBLW
1520 Powell St-Emeryville SLT2007076 MW-X2

LLI Sample # WW 6488902
LLI Group # 1279328
Account # 11964

Project Name: 206265

Collected: 12/02/2011 08:45 by LK

Chevron

6001 Bollinger Canyon Rd L4310
San Ramon CA 94583

Submitted: 12/03/2011 09:10

Reported: 12/15/2011 16:41

PSEX2

CAT No.	Analysis Name	CAS Number	As Received Result	As Received Method Detection Limit	Dilution Factor
GC/MS Volatiles SW-846 8260B			ug/l	ug/l	
10905	Isopropylbenzene	98-82-8	N.D.	1	1
10905	p-Isopropyltoluene	99-87-6	N.D.	1	1
10905	Methyl Tertiary Butyl Ether	1634-04-4	N.D.	0.5	1
10905	4-Methyl-2-pentanone	108-10-1	N.D.	3	1
10905	Methylene Chloride	75-09-2	N.D.	2	1
10905	Naphthalene	91-20-3	N.D.	1	1
10905	n-Propylbenzene	103-65-1	N.D.	1	1
10905	Styrene	100-42-5	N.D.	1	1
10905	1,1,1,2-Tetrachloroethane	630-20-6	N.D.	1	1
10905	1,1,2,2-Tetrachloroethane	79-34-5	7	1	1
10905	Tetrachloroethene	127-18-4	480	8	10
10905	Toluene	108-88-3	N.D.	0.5	1
10905	1,2,3-Trichlorobenzene	87-61-6	N.D.	1	1
10905	1,2,4-Trichlorobenzene	120-82-1	N.D.	1	1
10905	1,1,1-Trichloroethane	71-55-6	N.D.	0.8	1
10905	1,1,2-Trichloroethane	79-00-5	N.D.	0.8	1
10905	Trichloroethene	79-01-6	45	1	1
10905	Trichlorofluoromethane	75-69-4	N.D.	2	1
10905	1,2,3-Trichloropropane	96-18-4	N.D.	1	1
10905	1,2,4-Trimethylbenzene	95-63-6	N.D.	1	1
10905	1,3,5-Trimethylbenzene	108-67-8	N.D.	1	1
10905	Vinyl Chloride	75-01-4	3	1	1
10905	m+p-Xylene	n.a.	N.D.	0.5	1
10905	o-Xylene	95-47-6	N.D.	0.5	1
GC Volatiles SW-846 8015B			ug/l	ug/l	
01728	TPH-GRO N. CA water C6-C12	n.a.	340	50	1
GC Miscellaneous RSKSOP-175 08/11/94 modified			ug/l	ug/l	
07105	Ethane	74-84-0	6.6	1.0	1
07105	Ethene	74-85-1	N.D.	1.0	1
07105	Methane	74-82-8	150	5.0	1
GC Petroleum SW-846 8015B modified			ug/l	ug/l	
Hydrocarbons					
02740	C11-C36	n.a.	N.D.	50	1
02740	Total TPH	n.a.	N.D.	50	1
The reverse surrogate, capric acid, was present at <1%.					
Wet Chemistry EPA 300.0			ug/l	ug/l	
00368	Nitrate Nitrogen	14797-55-8	1,600	250	5
00228	Sulfate	14808-79-8	21,200	1,500	5
SM20 5310 C			ug/l	ug/l	
00273	Total Organic Carbon	n.a.	6,600	500	1

Sample Description: MW-X2-W-111202 Grab Water
Facility# 206265 BBLW
1520 Powell St-Emeryville SLT2007076 MW-X2

LLI Sample # WW 6488902
LLI Group # 1279328
Account # 11964

Project Name: 206265

Collected: 12/02/2011 08:45 by LK

Chevron

6001 Bollinger Canyon Rd L4310
San Ramon CA 94583

Submitted: 12/03/2011 09:10

Reported: 12/15/2011 16:41

PSEX2

CAT No.	Analysis Name	CAS Number	As Received Result	As Received Method Detection Limit	Dilution Factor
Wet Chemistry SM20 2320 B			ug/l as CaCO3	ug/l as CaCO3	
00202	Alkalinity to pH 4.5	n.a.	104,000	460	1
00201	Alkalinity to pH 8.3	n.a.	N.D.	460	1
01454	Bicarbonate Alkalinity	n.a.	104,000	460	1
SM20 4500 S2 D			ug/l	ug/l	
00230	Sulfide	18496-25-8	N.D.	54	1

General Sample Comments

State of California Lab Certification No. 2501

All QC is compliant unless otherwise noted. Please refer to the Quality Control Summary for overall QC performance data and associated samples.

Laboratory Sample Analysis Record

CAT No.	Analysis Name	Method	Trial#	Batch#	Analysis Date and Time	Analyst	Dilution Factor
10905	8260 Full List w/ Sep. Xylenes	SW-846 8260B	1	W113402AA	12/06/2011 17:53	Emily R Styer	1
10905	8260 Full List w/ Sep. Xylenes	SW-846 8260B	1	W113402AA	12/06/2011 18:16	Emily R Styer	10
01163	GC/MS VOA Water Prep	SW-846 5030B	1	W113402AA	12/06/2011 17:53	Emily R Styer	1
01163	GC/MS VOA Water Prep	SW-846 5030B	2	W113402AA	12/06/2011 18:16	Emily R Styer	10
01728	TPH-GRO N. CA water C6-C12	SW-846 8015B	1	11347A07A	12/14/2011 18:23	Marie D John	1
01146	GC VOA Water Prep	SW-846 5030B	1	11347A07A	12/14/2011 18:23	Marie D John	1
07105	Volatile Headspace Hydrocarbon	RKSOP-175 08/11/94 modified	1	113420016A	12/08/2011 21:34	Elizabeth J Marin	1
02740	Custom TPH with Ranges (Water)	SW-846 8015B modified	1	113410002A	12/13/2011 22:44	Heather E Williams	1
11181	Custom TPH w/ Ranges Water Ext	SW-846 3510C	1	113410002A	12/07/2011 18:30	Kathryn I DeHaven	1
00368	Nitrate Nitrogen	EPA 300.0	1	11337373601B	12/03/2011 14:14	Ashley M Adams	5
00228	Sulfate	EPA 300.0	1	11337373601B	12/03/2011 14:14	Ashley M Adams	5
00273	Total Organic Carbon	SM20 5310 C	1	11341049501A	12/07/2011 02:26	James S Mathiot	1
00202	Alkalinity to pH 4.5	SM20 2320 B	1	11341020201B	12/07/2011 06:44	Susan A Engle	1
00201	Alkalinity to pH 8.3	SM20 2320 B	1	11341020201B	12/07/2011 06:44	Susan A Engle	1
01454	Bicarbonate Alkalinity	SM20 2320 B	1	11341020201B	12/07/2011 06:44	Susan A Engle	1
00230	Sulfide	SM20 4500 S2 D	1	11341023001A	12/07/2011 08:40	Susan E Hibner	1



Analysis Report

2425 New Holland Pike, PO Box 12425, Lancaster, PA 17605-2425 • 717-656-2300 Fax: 717-656-2681 • www.lancasterlabs.com

Sample Description: MW-X2-W-111202 Grab Water
Facility# 206265 BBLW
1520 Powell St-Emeryville SLT2007076 MW-X2

LLI Sample # WW 6488903
LLI Group # 1279328
Account # 11964

Project Name: 206265

Collected: 12/02/2011 08:45 by LK

Chevron

6001 Bollinger Canyon Rd L4310
San Ramon CA 94583

Submitted: 12/03/2011 09:10

Reported: 12/15/2011 16:41

CAT No.	Analysis Name	CAS Number	As Received Result	As Received Method Detection Limit	Dilution Factor
Metals Dissolved					
	EPA 200.7 rev 4.4		ug/l	ug/l	
01754	Iron	7439-89-6	N.D.	14.1	1
07058	Manganese	7439-96-5	18.6	0.44	1

General Sample Comments

State of California Lab Certification No. 2501
This sample was field filtered for dissolved metals.

All QC is compliant unless otherwise noted. Please refer to the Quality Control Summary for overall QC performance data and associated samples.

Laboratory Sample Analysis Record

CAT No.	Analysis Name	Method	Trial#	Batch#	Analysis Date and Time	Analyst	Dilution Factor
01754	Iron	EPA 200.7 rev 4.4	1	113405716002	12/07/2011 18:06	John P Hook	1
07058	Manganese	EPA 200.7 rev 4.4	1	113405716002	12/07/2011 18:06	John P Hook	1
05716	EPA 600 ICP Digest (tot rec)	EPA 200.7 rev 4.4	1	113405716002	12/06/2011 23:00	Annamaria Stipkovits	1

Sample Description: MW-X8-W-111202 Grab Water
Facility# 206265 BBLW
1520 Powell St-Emeryville SLT2007076 MW-X8

LLI Sample # WW 6488904
LLI Group # 1279328
Account # 11964

Project Name: 206265

Collected: 12/02/2011 09:55 by LK

Chevron

6001 Bollinger Canyon Rd L4310
San Ramon CA 94583

Submitted: 12/03/2011 09:10

Reported: 12/15/2011 16:41

PSEX8

CAT No.	Analysis Name	CAS Number	As Received Result	As Received Method Detection Limit	Dilution Factor
GC/MS Volatiles SW-846 8260B			ug/l	ug/l	
10905	Acetone	67-64-1	N.D.	6	1
10905	t-Amyl methyl ether	994-05-8	N.D.	0.5	1
10905	Benzene	71-43-2	N.D.	0.5	1
10905	Bromobenzene	108-86-1	N.D.	1	1
10905	Bromochloromethane	74-97-5	N.D.	1	1
10905	Bromodichloromethane	75-27-4	N.D.	1	1
10905	Bromoform	75-25-2	N.D.	1	1
10905	Bromomethane	74-83-9	N.D.	1	1
10905	2-Butanone	78-93-3	N.D.	3	1
10905	t-Butyl alcohol	75-65-0	N.D.	5	1
10905	n-Butylbenzene	104-51-8	N.D.	1	1
10905	sec-Butylbenzene	135-98-8	N.D.	1	1
10905	tert-Butylbenzene	98-06-6	N.D.	1	1
10905	Carbon Disulfide	75-15-0	N.D.	1	1
10905	Carbon Tetrachloride	56-23-5	N.D.	1	1
10905	Chlorobenzene	108-90-7	N.D.	0.8	1
10905	Chloroethane	75-00-3	N.D.	1	1
10905	2-Chloroethyl Vinyl Ether	110-75-8	N.D.	2	1
2-Chloroethyl vinyl ether may not be recovered if acid was used to preserve this sample.					
10905	Chloroform	67-66-3	N.D.	0.8	1
10905	Chloromethane	74-87-3	N.D.	1	1
10905	2-Chlorotoluene	95-49-8	N.D.	1	1
10905	4-Chlorotoluene	106-43-4	N.D.	1	1
10905	1,2-Dibromo-3-chloropropane	96-12-8	N.D.	2	1
10905	Dibromochloromethane	124-48-1	N.D.	1	1
10905	1,2-Dibromoethane	106-93-4	N.D.	0.5	1
10905	Dibromomethane	74-95-3	N.D.	1	1
10905	1,2-Dichlorobenzene	95-50-1	N.D.	1	1
10905	1,3-Dichlorobenzene	541-73-1	N.D.	1	1
10905	1,4-Dichlorobenzene	106-46-7	N.D.	1	1
10905	Dichlorodifluoromethane	75-71-8	N.D.	2	1
10905	1,1-Dichloroethane	75-34-3	N.D.	1	1
10905	1,2-Dichloroethane	107-06-2	N.D.	0.5	1
10905	1,1-Dichloroethene	75-35-4	N.D.	0.8	1
10905	cis-1,2-Dichloroethene	156-59-2	120	0.8	1
10905	trans-1,2-Dichloroethene	156-60-5	4	0.8	1
10905	1,2-Dichloropropane	78-87-5	N.D.	1	1
10905	1,3-Dichloropropane	142-28-9	N.D.	1	1
10905	2,2-Dichloropropane	594-20-7	N.D.	1	1
10905	1,1-Dichloropropene	563-58-6	N.D.	1	1
10905	cis-1,3-Dichloropropene	10061-01-5	N.D.	1	1
10905	trans-1,3-Dichloropropene	10061-02-6	N.D.	1	1
10905	Ethanol	64-17-5	N.D.	50	1
10905	Ethyl t-butyl ether	637-92-3	N.D.	0.5	1
10905	Ethylbenzene	100-41-4	N.D.	0.5	1
10905	Freon 113	76-13-1	N.D.	2	1
10905	Hexachlorobutadiene	87-68-3	N.D.	2	1
10905	2-Hexanone	591-78-6	N.D.	3	1
10905	di-Isopropyl ether	108-20-3	N.D.	0.5	1



Analysis Report

2425 New Holland Pike, PO Box 12425, Lancaster, PA 17605-2425 • 717-656-2300 Fax: 717-656-2681 • www.lancasterlabs.com

Sample Description: MW-X8-W-111202 Grab Water
Facility# 206265 BBLW
 1520 Powell St-Emeryville SLT2007076 MW-X8

LLI Sample # WW 6488904
LLI Group # 1279328
Account # 11964

Project Name: 206265

Collected: 12/02/2011 09:55 by LK

Chevron

6001 Bollinger Canyon Rd L4310
 San Ramon CA 94583

Submitted: 12/03/2011 09:10

Reported: 12/15/2011 16:41

PSEX8

CAT No.	Analysis Name	CAS Number	As Received Result	As Received Method Detection Limit	Dilution Factor
GC/MS Volatiles SW-846 8260B			ug/l	ug/l	
10905	Isopropylbenzene	98-82-8	N.D.	1	1
10905	p-Isopropyltoluene	99-87-6	N.D.	1	1
10905	Methyl Tertiary Butyl Ether	1634-04-4	N.D.	0.5	1
10905	4-Methyl-2-pentanone	108-10-1	N.D.	3	1
10905	Methylene Chloride	75-09-2	N.D.	2	1
10905	Naphthalene	91-20-3	N.D.	1	1
10905	n-Propylbenzene	103-65-1	N.D.	1	1
10905	Styrene	100-42-5	N.D.	1	1
10905	1,1,1,2-Tetrachloroethane	630-20-6	N.D.	1	1
10905	1,1,2,2-Tetrachloroethane	79-34-5	2	1	1
10905	Tetrachloroethene	127-18-4	240	8	10
10905	Toluene	108-88-3	N.D.	0.5	1
10905	1,2,3-Trichlorobenzene	87-61-6	N.D.	1	1
10905	1,2,4-Trichlorobenzene	120-82-1	N.D.	1	1
10905	1,1,1-Trichloroethane	71-55-6	N.D.	0.8	1
10905	1,1,2-Trichloroethane	79-00-5	N.D.	0.8	1
10905	Trichloroethene	79-01-6	78	1	1
10905	Trichlorofluoromethane	75-69-4	N.D.	2	1
10905	1,2,3-Trichloropropane	96-18-4	N.D.	1	1
10905	1,2,4-Trimethylbenzene	95-63-6	N.D.	1	1
10905	1,3,5-Trimethylbenzene	108-67-8	N.D.	1	1
10905	Vinyl Chloride	75-01-4	3	1	1
10905	m+p-Xylene	n.a.	N.D.	0.5	1
10905	o-Xylene	95-47-6	N.D.	0.5	1
GC Volatiles SW-846 8015B			ug/l	ug/l	
01728	TPH-GRO N. CA water C6-C12	n.a.	230	50	1
GC Miscellaneous RSKSOP-175 08/11/94 modified			ug/l	ug/l	
07105	Ethane	74-84-0	N.D.	1.0	1
07105	Ethene	74-85-1	N.D.	1.0	1
07105	Methane	74-82-8	N.D.	5.0	1
GC Petroleum SW-846 8015B modified			ug/l	ug/l	
Hydrocarbons					
02740	C11-C36	n.a.	N.D.	50	1
02740	Total TPH	n.a.	N.D.	50	1
The reverse surrogate, capric acid, was present at <1%.					
Wet Chemistry EPA 300.0			ug/l	ug/l	
00368	Nitrate Nitrogen	14797-55-8	1,300	250	5
00228	Sulfate	14808-79-8	19,500	1,500	5
SM20 5310 C			ug/l	ug/l	
00273	Total Organic Carbon	n.a.	3,800	500	1

Sample Description: MW-X8-W-111202 Grab Water
Facility# 206265 BBLW
1520 Powell St-Emeryville SLT2007076 MW-X8

LLI Sample # WW 6488904
LLI Group # 1279328
Account # 11964

Project Name: 206265

Collected: 12/02/2011 09:55 by LK

Chevron

6001 Bollinger Canyon Rd L4310
San Ramon CA 94583

Submitted: 12/03/2011 09:10

Reported: 12/15/2011 16:41

PSEX8

CAT No.	Analysis Name	CAS Number	As Received Result	As Received Method Detection Limit	Dilution Factor
Wet Chemistry SM20 2320 B			ug/l as CaCO3	ug/l as CaCO3	
00202	Alkalinity to pH 4.5	n.a.	114,000	460	1
00201	Alkalinity to pH 8.3	n.a.	N.D.	460	1
01454	Bicarbonate Alkalinity	n.a.	114,000	460	1
SM20 4500 S2 D			ug/l	ug/l	
00230	Sulfide	18496-25-8	N.D.	54	1

General Sample Comments

State of California Lab Certification No. 2501

All QC is compliant unless otherwise noted. Please refer to the Quality Control Summary for overall QC performance data and associated samples.

Laboratory Sample Analysis Record

CAT No.	Analysis Name	Method	Trial#	Batch#	Analysis Date and Time	Analyst	Dilution Factor
10905	8260 Full List w/ Sep. Xylenes	SW-846 8260B	1	W113402AA	12/06/2011 18:39	Emily R Styer	1
10905	8260 Full List w/ Sep. Xylenes	SW-846 8260B	1	W113421AA	12/08/2011 17:24	Emily R Styer	10
01163	GC/MS VOA Water Prep	SW-846 5030B	1	W113402AA	12/06/2011 18:39	Emily R Styer	1
01163	GC/MS VOA Water Prep	SW-846 5030B	2	W113421AA	12/08/2011 17:24	Emily R Styer	10
01728	TPH-GRO N. CA water C6-C12	SW-846 8015B	1	11347A07A	12/14/2011 18:49	Marie D John	1
01146	GC VOA Water Prep	SW-846 5030B	1	11347A07A	12/14/2011 18:49	Marie D John	1
07105	Volatile Headspace Hydrocarbon	RKSOP-175 08/11/94 modified	1	113420016A	12/08/2011 21:50	Elizabeth J Marin	1
02740	Custom TPH with Ranges (Water)	SW-846 8015B modified	1	113410002A	12/13/2011 23:07	Heather E Williams	1
11181	Custom TPH w/ Ranges Water Ext	SW-846 3510C	1	113410002A	12/07/2011 18:30	Kathryn I DeHaven	1
00368	Nitrate Nitrogen	EPA 300.0	1	11337373601B	12/03/2011 14:56	Ashley M Adams	5
00228	Sulfate	EPA 300.0	1	11337373601B	12/03/2011 14:56	Ashley M Adams	5
00273	Total Organic Carbon	SM20 5310 C	1	11341049501A	12/07/2011 02:34	James S Mathiot	1
00202	Alkalinity to pH 4.5	SM20 2320 B	1	11341020201B	12/07/2011 06:44	Susan A Engle	1
00201	Alkalinity to pH 8.3	SM20 2320 B	1	11341020201B	12/07/2011 06:44	Susan A Engle	1
01454	Bicarbonate Alkalinity	SM20 2320 B	1	11341020201B	12/07/2011 06:44	Susan A Engle	1
00230	Sulfide	SM20 4500 S2 D	1	11341023001A	12/07/2011 08:40	Susan E Hibner	1



Analysis Report

2425 New Holland Pike, PO Box 12425, Lancaster, PA 17605-2425 • 717-656-2300 Fax: 717-656-2681 • www.lancasterlabs.com

Sample Description: MW-X8-W-111202 Grab Water
Facility# 206265 BBLW
1520 Powell St-Emeryville SLT2007076 MW-X8

LLI Sample # WW 6488905
LLI Group # 1279328
Account # 11964

Project Name: 206265

Collected: 12/02/2011 09:55 by LK

Chevron

6001 Bollinger Canyon Rd L4310
San Ramon CA 94583

Submitted: 12/03/2011 09:10

Reported: 12/15/2011 16:41

CAT No.	Analysis Name	CAS Number	As Received Result	As Received Method Detection Limit	Dilution Factor
Metals Dissolved					
		EPA 200.7 rev 4.4	ug/l	ug/l	
01754	Iron	7439-89-6	N.D.	14.1	1
07058	Manganese	7439-96-5	24.0	0.44	1

General Sample Comments

State of California Lab Certification No. 2501
This sample was field filtered for dissolved metals.

All QC is compliant unless otherwise noted. Please refer to the Quality Control Summary for overall QC performance data and associated samples.

Laboratory Sample Analysis Record

CAT No.	Analysis Name	Method	Trial#	Batch#	Analysis Date and Time	Analyst	Dilution Factor
01754	Iron	EPA 200.7 rev 4.4	1	113405716001	12/07/2011 11:04	Eric L Eby	1
07058	Manganese	EPA 200.7 rev 4.4	1	113405716001	12/07/2011 11:04	Eric L Eby	1
05716	EPA 600 ICP Digest (tot rec)	EPA 200.7 rev 4.4	1	113405716001	12/06/2011 23:00	Annamaria Stipkovits	1



Analysis Report

2425 New Holland Pike, PO Box 12425, Lancaster, PA 17605-2425 • 717-656-2300 Fax: 717-656-2681 • www.lancasterlabs.com

Sample Description: MW-18-W-111202 Grab Water
Facility# 206265 BBLW
1520 Powell St-Emeryville SLT2007076 MW-18

LLI Sample # WW 6488906
LLI Group # 1279328
Account # 11964

Project Name: 206265

Collected: 12/02/2011 10:50 by LK

Chevron

6001 Bollinger Canyon Rd L4310
San Ramon CA 94583

Submitted: 12/03/2011 09:10

Reported: 12/15/2011 16:41

PSE18

CAT No.	Analysis Name	CAS Number	As Received Result	As Received Method Detection Limit	Dilution Factor
GC/MS Volatiles SW-846 8260B			ug/l	ug/l	
10905	Acetone	67-64-1	N.D.	6	1
10905	t-Amyl methyl ether	994-05-8	N.D.	0.5	1
10905	Benzene	71-43-2	N.D.	0.5	1
10905	Bromobenzene	108-86-1	N.D.	1	1
10905	Bromochloromethane	74-97-5	N.D.	1	1
10905	Bromodichloromethane	75-27-4	N.D.	1	1
10905	Bromoform	75-25-2	N.D.	1	1
10905	Bromomethane	74-83-9	N.D.	1	1
10905	2-Butanone	78-93-3	N.D.	3	1
10905	t-Butyl alcohol	75-65-0	N.D.	5	1
10905	n-Butylbenzene	104-51-8	N.D.	1	1
10905	sec-Butylbenzene	135-98-8	N.D.	1	1
10905	tert-Butylbenzene	98-06-6	N.D.	1	1
10905	Carbon Disulfide	75-15-0	N.D.	1	1
10905	Carbon Tetrachloride	56-23-5	N.D.	1	1
10905	Chlorobenzene	108-90-7	N.D.	0.8	1
10905	Chloroethane	75-00-3	N.D.	1	1
10905	2-Chloroethyl Vinyl Ether	110-75-8	N.D.	2	1
2-Chloroethyl vinyl ether may not be recovered if acid was used to preserve this sample.					
10905	Chloroform	67-66-3	N.D.	0.8	1
10905	Chloromethane	74-87-3	N.D.	1	1
10905	2-Chlorotoluene	95-49-8	N.D.	1	1
10905	4-Chlorotoluene	106-43-4	N.D.	1	1
10905	1,2-Dibromo-3-chloropropane	96-12-8	N.D.	2	1
10905	Dibromochloromethane	124-48-1	N.D.	1	1
10905	1,2-Dibromoethane	106-93-4	N.D.	0.5	1
10905	Dibromomethane	74-95-3	N.D.	1	1
10905	1,2-Dichlorobenzene	95-50-1	N.D.	1	1
10905	1,3-Dichlorobenzene	541-73-1	N.D.	1	1
10905	1,4-Dichlorobenzene	106-46-7	N.D.	1	1
10905	Dichlorodifluoromethane	75-71-8	N.D.	2	1
10905	1,1-Dichloroethane	75-34-3	N.D.	1	1
10905	1,2-Dichloroethane	107-06-2	N.D.	0.5	1
10905	1,1-Dichloroethene	75-35-4	N.D.	0.8	1
10905	cis-1,2-Dichloroethene	156-59-2	N.D.	0.8	1
10905	trans-1,2-Dichloroethene	156-60-5	N.D.	0.8	1
10905	1,2-Dichloropropane	78-87-5	N.D.	1	1
10905	1,3-Dichloropropane	142-28-9	N.D.	1	1
10905	2,2-Dichloropropane	594-20-7	N.D.	1	1
10905	1,1-Dichloropropene	563-58-6	N.D.	1	1
10905	cis-1,3-Dichloropropene	10061-01-5	N.D.	1	1
10905	trans-1,3-Dichloropropene	10061-02-6	N.D.	1	1
10905	Ethanol	64-17-5	N.D.	50	1
10905	Ethyl t-butyl ether	637-92-3	N.D.	0.5	1
10905	Ethylbenzene	100-41-4	N.D.	0.5	1
10905	Freon 113	76-13-1	N.D.	2	1
10905	Hexachlorobutadiene	87-68-3	N.D.	2	1
10905	2-Hexanone	591-78-6	N.D.	3	1
10905	di-Isopropyl ether	108-20-3	N.D.	0.5	1

Sample Description: MW-18-W-111202 Grab Water
Facility# 206265 BBLW
1520 Powell St-Emeryville SLT2007076 MW-18

LLI Sample # WW 6488906
LLI Group # 1279328
Account # 11964

Project Name: 206265

Collected: 12/02/2011 10:50 by LK

Chevron

6001 Bollinger Canyon Rd L4310
San Ramon CA 94583

Submitted: 12/03/2011 09:10

Reported: 12/15/2011 16:41

PSE18

CAT No.	Analysis Name	CAS Number	As Received Result	As Received Method Detection Limit	Dilution Factor
GC/MS Volatiles SW-846 8260B			ug/l	ug/l	
10905	Isopropylbenzene	98-82-8	N.D.	1	1
10905	p-Isopropyltoluene	99-87-6	N.D.	1	1
10905	Methyl Tertiary Butyl Ether	1634-04-4	N.D.	0.5	1
10905	4-Methyl-2-pentanone	108-10-1	N.D.	3	1
10905	Methylene Chloride	75-09-2	N.D.	2	1
10905	Naphthalene	91-20-3	N.D.	1	1
10905	n-Propylbenzene	103-65-1	N.D.	1	1
10905	Styrene	100-42-5	N.D.	1	1
10905	1,1,1,2-Tetrachloroethane	630-20-6	N.D.	1	1
10905	1,1,2,2-Tetrachloroethane	79-34-5	N.D.	1	1
10905	Tetrachloroethene	127-18-4	6	0.8	1
10905	Toluene	108-88-3	N.D.	0.5	1
10905	1,2,3-Trichlorobenzene	87-61-6	N.D.	1	1
10905	1,2,4-Trichlorobenzene	120-82-1	N.D.	1	1
10905	1,1,1-Trichloroethane	71-55-6	N.D.	0.8	1
10905	1,1,2-Trichloroethane	79-00-5	N.D.	0.8	1
10905	Trichloroethene	79-01-6	12	1	1
10905	Trichlorofluoromethane	75-69-4	N.D.	2	1
10905	1,2,3-Trichloropropane	96-18-4	N.D.	1	1
10905	1,2,4-Trimethylbenzene	95-63-6	N.D.	1	1
10905	1,3,5-Trimethylbenzene	108-67-8	N.D.	1	1
10905	Vinyl Chloride	75-01-4	N.D.	1	1
10905	m+p-Xylene	n.a.	N.D.	0.5	1
10905	o-Xylene	95-47-6	N.D.	0.5	1
GC Volatiles SW-846 8015B			ug/l	ug/l	
01728	TPH-GRO N. CA water C6-C12	n.a.	N.D.	50	1
GC Miscellaneous RSKSOP-175 08/11/94 modified			ug/l	ug/l	
07105	Ethane	74-84-0	N.D.	1.0	1
07105	Ethene	74-85-1	N.D.	1.0	1
07105	Methane	74-82-8	N.D.	5.0	1
GC Petroleum SW-846 8015B modified			ug/l	ug/l	
Hydrocarbons					
02740	C11-C36	n.a.	N.D.	51	1
02740	Total TPH	n.a.	N.D.	51	1
The reverse surrogate, capric acid, was present at <1%.					
Wet Chemistry EPA 300.0			ug/l	ug/l	
00368	Nitrate Nitrogen	14797-55-8	2,600	250	5
00228	Sulfate	14808-79-8	38,500	1,500	5
SM20 5310 C			ug/l	ug/l	
00273	Total Organic Carbon	n.a.	1,500	500	1



Analysis Report

2425 New Holland Pike, PO Box 12425, Lancaster, PA 17605-2425 • 717-656-2300 Fax: 717-656-2681 • www.lancasterlabs.com

Sample Description: MW-18-W-111202 Grab Water
Facility# 206265 BBLW
 1520 Powell St-Emeryville SLT2007076 MW-18

LLI Sample # WW 6488906
LLI Group # 1279328
Account # 11964

Project Name: 206265

Collected: 12/02/2011 10:50 by LK

Chevron

6001 Bollinger Canyon Rd L4310
 San Ramon CA 94583

Submitted: 12/03/2011 09:10

Reported: 12/15/2011 16:41

PSE18

CAT No.	Analysis Name	CAS Number	As Received Result	As Received Method Detection Limit	Dilution Factor
Wet Chemistry SM20 2320 B			ug/l as CaCO3	ug/l as CaCO3	
00202	Alkalinity to pH 4.5	n.a.	155,000	460	1
00201	Alkalinity to pH 8.3	n.a.	N.D.	460	1
01454	Bicarbonate Alkalinity	n.a.	155,000	460	1
SM20 4500 S2 D			ug/l	ug/l	
00230	Sulfide	18496-25-8	N.D.	54	1

General Sample Comments

State of California Lab Certification No. 2501

All QC is compliant unless otherwise noted. Please refer to the Quality Control Summary for overall QC performance data and associated samples.

Laboratory Sample Analysis Record

CAT No.	Analysis Name	Method	Trial#	Batch#	Analysis Date and Time	Analyst	Dilution Factor
10905	8260 Full List w/ Sep. Xylenes	SW-846 8260B	1	W113402AA	12/06/2011 19:02	Emily R Styer	1
01163	GC/MS VOA Water Prep	SW-846 5030B	1	W113402AA	12/06/2011 19:02	Emily R Styer	1
01728	TPH-GRO N. CA water C6-C12	SW-846 8015B	1	11347A07A	12/14/2011 19:14	Marie D John	1
01146	GC VOA Water Prep	SW-846 5030B	1	11347A07A	12/14/2011 19:14	Marie D John	1
07105	Volatile Headspace Hydrocarbon	RSKSOP-175 08/11/94 modified	1	113420016A	12/08/2011 22:21	Elizabeth J Marin	1
02740	Custom TPH with Ranges (Water)	SW-846 8015B modified	1	113410002A	12/13/2011 23:31	Heather E Williams	1
11181	Custom TPH w/ Ranges Water Ext	SW-846 3510C	1	113410002A	12/07/2011 18:30	Kathryn I DeHaven	1
00368	Nitrate Nitrogen	EPA 300.0	1	11337373601B	12/03/2011 15:11	Ashley M Adams	5
00228	Sulfate	EPA 300.0	1	11337373601B	12/03/2011 15:11	Ashley M Adams	5
00273	Total Organic Carbon	SM20 5310 C	1	11341049501B	12/07/2011 02:42	James S Mathiot	1
00202	Alkalinity to pH 4.5	SM20 2320 B	1	11341020201B	12/07/2011 06:44	Susan A Engle	1
00201	Alkalinity to pH 8.3	SM20 2320 B	1	11341020201B	12/07/2011 06:44	Susan A Engle	1
01454	Bicarbonate Alkalinity	SM20 2320 B	1	11341020201B	12/07/2011 06:44	Susan A Engle	1
00230	Sulfide	SM20 4500 S2 D	1	11341023001A	12/07/2011 08:40	Susan E Hibner	1



Analysis Report

2425 New Holland Pike, PO Box 12425, Lancaster, PA 17605-2425 • 717-656-2300 Fax: 717-656-2681 • www.lancasterlabs.com

Sample Description: MW-18-W-111202 Grab Water
Facility# 206265 BBLW
1520 Powell St-Emeryville SLT2007076 MW-18

LLI Sample # WW 6488907
LLI Group # 1279328
Account # 11964

Project Name: 206265

Collected: 12/02/2011 10:50 by LK

Chevron

6001 Bollinger Canyon Rd L4310
San Ramon CA 94583

Submitted: 12/03/2011 09:10

Reported: 12/15/2011 16:41

CAT No.	Analysis Name	CAS Number	As Received Result	As Received Method Detection Limit	Dilution Factor
Metals Dissolved					
		EPA 200.7 rev 4.4	ug/l	ug/l	
01754	Iron	7439-89-6	N.D.	14.1	1
07058	Manganese	7439-96-5	26.7	0.44	1

General Sample Comments

State of California Lab Certification No. 2501
This sample was field filtered for dissolved metals.

All QC is compliant unless otherwise noted. Please refer to the Quality Control Summary for overall QC performance data and associated samples.

Laboratory Sample Analysis Record

CAT No.	Analysis Name	Method	Trial#	Batch#	Analysis Date and Time	Analyst	Dilution Factor
01754	Iron	EPA 200.7 rev 4.4	1	113405716001	12/07/2011 11:07	Eric L Eby	1
07058	Manganese	EPA 200.7 rev 4.4	1	113405716001	12/07/2011 11:07	Eric L Eby	1
05716	EPA 600 ICP Digest (tot rec)	EPA 200.7 rev 4.4	1	113405716001	12/06/2011 23:00	Annamaria Stipkovits	1

Sample Description: MW-X3-W-111202 Grab Water
Facility# 206265 BBLW
1520 Powell St-Emeryville SLT2007076 MW-X3

LLI Sample # WW 6488908
LLI Group # 1279328
Account # 11964

Project Name: 206265

Collected: 12/02/2011 12:30 by LK

Chevron

6001 Bollinger Canyon Rd L4310
San Ramon CA 94583

Submitted: 12/03/2011 09:10

Reported: 12/15/2011 16:41

PSEX3

CAT No.	Analysis Name	CAS Number	As Received Result	As Received Method Detection Limit	Dilution Factor
GC/MS Volatiles SW-846 8260B			ug/l	ug/l	
10905	Acetone	67-64-1	N.D.	6	1
10905	t-Amyl methyl ether	994-05-8	N.D.	0.5	1
10905	Benzene	71-43-2	N.D.	0.5	1
10905	Bromobenzene	108-86-1	N.D.	1	1
10905	Bromochloromethane	74-97-5	N.D.	1	1
10905	Bromodichloromethane	75-27-4	N.D.	1	1
10905	Bromoform	75-25-2	N.D.	1	1
10905	Bromomethane	74-83-9	N.D.	1	1
10905	2-Butanone	78-93-3	N.D.	3	1
10905	t-Butyl alcohol	75-65-0	N.D.	5	1
10905	n-Butylbenzene	104-51-8	N.D.	1	1
10905	sec-Butylbenzene	135-98-8	N.D.	1	1
10905	tert-Butylbenzene	98-06-6	N.D.	1	1
10905	Carbon Disulfide	75-15-0	N.D.	1	1
10905	Carbon Tetrachloride	56-23-5	N.D.	1	1
10905	Chlorobenzene	108-90-7	N.D.	0.8	1
10905	Chloroethane	75-00-3	N.D.	1	1
10905	2-Chloroethyl Vinyl Ether	110-75-8	N.D.	2	1
2-Chloroethyl vinyl ether may not be recovered if acid was used to preserve this sample.					
10905	Chloroform	67-66-3	N.D.	0.8	1
10905	Chloromethane	74-87-3	N.D.	1	1
10905	2-Chlorotoluene	95-49-8	N.D.	1	1
10905	4-Chlorotoluene	106-43-4	N.D.	1	1
10905	1,2-Dibromo-3-chloropropane	96-12-8	N.D.	2	1
10905	Dibromochloromethane	124-48-1	N.D.	1	1
10905	1,2-Dibromoethane	106-93-4	N.D.	0.5	1
10905	Dibromomethane	74-95-3	N.D.	1	1
10905	1,2-Dichlorobenzene	95-50-1	N.D.	1	1
10905	1,3-Dichlorobenzene	541-73-1	N.D.	1	1
10905	1,4-Dichlorobenzene	106-46-7	N.D.	1	1
10905	Dichlorodifluoromethane	75-71-8	N.D.	2	1
10905	1,1-Dichloroethane	75-34-3	1	1	1
10905	1,2-Dichloroethane	107-06-2	N.D.	0.5	1
10905	1,1-Dichloroethene	75-35-4	1	0.8	1
10905	cis-1,2-Dichloroethene	156-59-2	430	8	10
10905	trans-1,2-Dichloroethene	156-60-5	12	0.8	1
10905	1,2-Dichloropropane	78-87-5	N.D.	1	1
10905	1,3-Dichloropropane	142-28-9	N.D.	1	1
10905	2,2-Dichloropropane	594-20-7	N.D.	1	1
10905	1,1-Dichloropropene	563-58-6	N.D.	1	1
10905	cis-1,3-Dichloropropene	10061-01-5	N.D.	1	1
10905	trans-1,3-Dichloropropene	10061-02-6	N.D.	1	1
10905	Ethanol	64-17-5	N.D.	50	1
10905	Ethyl t-butyl ether	637-92-3	N.D.	0.5	1
10905	Ethylbenzene	100-41-4	N.D.	0.5	1
10905	Freon 113	76-13-1	N.D.	2	1
10905	Hexachlorobutadiene	87-68-3	N.D.	2	1
10905	2-Hexanone	591-78-6	N.D.	3	1
10905	di-Isopropyl ether	108-20-3	N.D.	0.5	1

Sample Description: MW-X3-W-111202 Grab Water
Facility# 206265 BBLW
1520 Powell St-Emeryville SLT2007076 MW-X3

LLI Sample # WW 6488908
LLI Group # 1279328
Account # 11964

Project Name: 206265

Collected: 12/02/2011 12:30 by LK

Chevron

6001 Bollinger Canyon Rd L4310
San Ramon CA 94583

Submitted: 12/03/2011 09:10

Reported: 12/15/2011 16:41

PSEX3

CAT No.	Analysis Name	CAS Number	As Received Result	As Received Method Detection Limit	Dilution Factor
GC/MS Volatiles SW-846 8260B			ug/l	ug/l	
10905	Isopropylbenzene	98-82-8	N.D.	1	1
10905	p-Isopropyltoluene	99-87-6	N.D.	1	1
10905	Methyl Tertiary Butyl Ether	1634-04-4	N.D.	0.5	1
10905	4-Methyl-2-pentanone	108-10-1	N.D.	3	1
10905	Methylene Chloride	75-09-2	N.D.	2	1
10905	Naphthalene	91-20-3	N.D.	1	1
10905	n-Propylbenzene	103-65-1	N.D.	1	1
10905	Styrene	100-42-5	N.D.	1	1
10905	1,1,1,2-Tetrachloroethane	630-20-6	N.D.	1	1
10905	1,1,2,2-Tetrachloroethane	79-34-5	N.D.	1	1
10905	Tetrachloroethene	127-18-4	N.D.	0.8	1
10905	Toluene	108-88-3	N.D.	0.5	1
10905	1,2,3-Trichlorobenzene	87-61-6	N.D.	1	1
10905	1,2,4-Trichlorobenzene	120-82-1	N.D.	1	1
10905	1,1,1-Trichloroethane	71-55-6	N.D.	0.8	1
10905	1,1,2-Trichloroethane	79-00-5	N.D.	0.8	1
10905	Trichloroethene	79-01-6	630	10	10
10905	Trichlorofluoromethane	75-69-4	N.D.	2	1
10905	1,2,3-Trichloropropane	96-18-4	N.D.	1	1
10905	1,2,4-Trimethylbenzene	95-63-6	N.D.	1	1
10905	1,3,5-Trimethylbenzene	108-67-8	N.D.	1	1
10905	Vinyl Chloride	75-01-4	13	1	1
10905	m+p-Xylene	n.a.	N.D.	0.5	1
10905	o-Xylene	95-47-6	N.D.	0.5	1
GC Volatiles SW-846 8015B			ug/l	ug/l	
01728	TPH-GRO N. CA water C6-C12	n.a.	900	50	1
GC Miscellaneous RSKSOP-175 08/11/94 modified			ug/l	ug/l	
07105	Ethane	74-84-0	1.5	1.0	1
07105	Ethene	74-85-1	N.D.	1.0	1
07105	Methane	74-82-8	29	5.0	1
GC Petroleum SW-846 8015B modified			ug/l	ug/l	
Hydrocarbons					
02740	C11-C36	n.a.	N.D.	51	1
02740	Total TPH	n.a.	N.D.	51	1
The reverse surrogate, capric acid, was present at <1%.					
Wet Chemistry EPA 300.0			ug/l	ug/l	
00368	Nitrate Nitrogen	14797-55-8	5,600	250	5
00228	Sulfate	14808-79-8	64,300	1,500	5
SM20 5310 C			ug/l	ug/l	
00273	Total Organic Carbon	n.a.	5,900	500	1

Sample Description: MW-X3-W-111202 Grab Water
Facility# 206265 BBLW
1520 Powell St-Emeryville SLT2007076 MW-X3

LLI Sample # WW 6488908
LLI Group # 1279328
Account # 11964

Project Name: 206265

Collected: 12/02/2011 12:30 by LK

Chevron

6001 Bollinger Canyon Rd L4310
San Ramon CA 94583

Submitted: 12/03/2011 09:10

Reported: 12/15/2011 16:41

PSEX3

CAT No.	Analysis Name	CAS Number	As Received Result	As Received Method Detection Limit	Dilution Factor
Wet Chemistry SM20 2320 B			ug/l as CaCO3	ug/l as CaCO3	
00202	Alkalinity to pH 4.5	n.a.	178,000	460	1
00201	Alkalinity to pH 8.3	n.a.	N.D.	460	1
01454	Bicarbonate Alkalinity	n.a.	178,000	460	1
SM20 4500 S2 D			ug/l	ug/l	
00230	Sulfide	18496-25-8	N.D.	54	1

General Sample Comments

State of California Lab Certification No. 2501

All QC is compliant unless otherwise noted. Please refer to the Quality Control Summary for overall QC performance data and associated samples.

Laboratory Sample Analysis Record

CAT No.	Analysis Name	Method	Trial#	Batch#	Analysis Date and Time	Analyst	Dilution Factor
10905	8260 Full List w/ Sep. Xylenes	SW-846 8260B	1	W113411AA	12/07/2011 02:39	Stephanie A Selis	1
10905	8260 Full List w/ Sep. Xylenes	SW-846 8260B	1	W113421AA	12/08/2011 17:48	Emily R Styer	10
01163	GC/MS VOA Water Prep	SW-846 5030B	1	W113411AA	12/07/2011 02:39	Stephanie A Selis	1
01163	GC/MS VOA Water Prep	SW-846 5030B	2	W113421AA	12/08/2011 17:48	Emily R Styer	10
01728	TPH-GRO N. CA water C6-C12	SW-846 8015B	1	11347A07A	12/14/2011 19:39	Marie D John	1
01146	GC VOA Water Prep	SW-846 5030B	1	11347A07A	12/14/2011 19:39	Marie D John	1
07105	Volatile Headspace Hydrocarbon	RKSOP-175 08/11/94 modified	1	113420016A	12/08/2011 22:36	Elizabeth J Marin	1
02740	Custom TPH with Ranges (Water)	SW-846 8015B modified	1	113410002A	12/13/2011 23:55	Heather E Williams	1
11181	Custom TPH w/ Ranges Water Ext	SW-846 3510C	1	113410002A	12/07/2011 18:30	Kathryn I DeHaven	1
00368	Nitrate Nitrogen	EPA 300.0	1	11337373601B	12/03/2011 15:25	Ashley M Adams	5
00228	Sulfate	EPA 300.0	1	11337373601B	12/03/2011 15:25	Ashley M Adams	5
00273	Total Organic Carbon	SM20 5310 C	1	11341049501B	12/07/2011 03:04	James S Mathiot	1
00202	Alkalinity to pH 4.5	SM20 2320 B	1	11341020202B	12/07/2011 10:34	Susan A Engle	1
00201	Alkalinity to pH 8.3	SM20 2320 B	1	11341020202B	12/07/2011 10:34	Susan A Engle	1
01454	Bicarbonate Alkalinity	SM20 2320 B	1	11341020202B	12/07/2011 10:34	Susan A Engle	1
00230	Sulfide	SM20 4500 S2 D	1	11341023001A	12/07/2011 08:40	Susan E Hibner	1



Analysis Report

2425 New Holland Pike, PO Box 12425, Lancaster, PA 17605-2425 • 717-656-2300 Fax: 717-656-2681 • www.lancasterlabs.com

Sample Description: MW-X3-W-111202 Grab Water
Facility# 206265 BBLW
1520 Powell St-Emeryville SLT2007076 MW-X3

LLI Sample # WW 6488909
LLI Group # 1279328
Account # 11964

Project Name: 206265

Collected: 12/02/2011 12:30 by LK

Chevron

6001 Bollinger Canyon Rd L4310
San Ramon CA 94583

Submitted: 12/03/2011 09:10

Reported: 12/15/2011 16:41

CAT No.	Analysis Name	CAS Number	As Received Result	As Received Method Detection Limit	Dilution Factor
Metals Dissolved					
		EPA 200.7 rev 4.4	ug/l	ug/l	
01754	Iron	7439-89-6	N.D.	14.1	1
07058	Manganese	7439-96-5	39.3	0.44	1

General Sample Comments

State of California Lab Certification No. 2501
This sample was field filtered for dissolved metals.

All QC is compliant unless otherwise noted. Please refer to the Quality Control Summary for overall QC performance data and associated samples.

Laboratory Sample Analysis Record

CAT No.	Analysis Name	Method	Trial#	Batch#	Analysis Date and Time	Analyst	Dilution Factor
01754	Iron	EPA 200.7 rev 4.4	1	113405716001	12/07/2011 11:11	Eric L Eby	1
07058	Manganese	EPA 200.7 rev 4.4	1	113405716001	12/07/2011 11:11	Eric L Eby	1
05716	EPA 600 ICP Digest (tot rec)	EPA 200.7 rev 4.4	1	113405716001	12/06/2011 23:00	Annamaria Stipkovits	1

Sample Description: BD-1-WD-111202 Grab Water
Facility# 206265 BBLW
1520 Powell St-Emeryville SLT2007076 BD-1

LLI Sample # WW 6488910
LLI Group # 1279328
Account # 11964

Project Name: 206265

Collected: 12/02/2011 by LK

Chevron

6001 Bollinger Canyon Rd L4310
San Ramon CA 94583

Submitted: 12/03/2011 09:10

Reported: 12/15/2011 16:41

PSEFDD

CAT No.	Analysis Name	CAS Number	As Received Result	As Received Method Detection Limit	Dilution Factor
GC/MS Volatiles SW-846 8260B			ug/l	ug/l	
10905	Acetone	67-64-1	N.D.	6	1
10905	t-Amyl methyl ether	994-05-8	N.D.	0.5	1
10905	Benzene	71-43-2	N.D.	0.5	1
10905	Bromobenzene	108-86-1	N.D.	1	1
10905	Bromochloromethane	74-97-5	N.D.	1	1
10905	Bromodichloromethane	75-27-4	N.D.	1	1
10905	Bromoform	75-25-2	N.D.	1	1
10905	Bromomethane	74-83-9	N.D.	1	1
10905	2-Butanone	78-93-3	N.D.	3	1
10905	t-Butyl alcohol	75-65-0	N.D.	5	1
10905	n-Butylbenzene	104-51-8	N.D.	1	1
10905	sec-Butylbenzene	135-98-8	N.D.	1	1
10905	tert-Butylbenzene	98-06-6	N.D.	1	1
10905	Carbon Disulfide	75-15-0	N.D.	1	1
10905	Carbon Tetrachloride	56-23-5	N.D.	1	1
10905	Chlorobenzene	108-90-7	N.D.	0.8	1
10905	Chloroethane	75-00-3	N.D.	1	1
10905	2-Chloroethyl Vinyl Ether	110-75-8	N.D.	2	1
2-Chloroethyl vinyl ether may not be recovered if acid was used to preserve this sample.					
10905	Chloroform	67-66-3	N.D.	0.8	1
10905	Chloromethane	74-87-3	N.D.	1	1
10905	2-Chlorotoluene	95-49-8	N.D.	1	1
10905	4-Chlorotoluene	106-43-4	N.D.	1	1
10905	1,2-Dibromo-3-chloropropane	96-12-8	N.D.	2	1
10905	Dibromochloromethane	124-48-1	N.D.	1	1
10905	1,2-Dibromoethane	106-93-4	N.D.	0.5	1
10905	Dibromomethane	74-95-3	N.D.	1	1
10905	1,2-Dichlorobenzene	95-50-1	N.D.	1	1
10905	1,3-Dichlorobenzene	541-73-1	N.D.	1	1
10905	1,4-Dichlorobenzene	106-46-7	N.D.	1	1
10905	Dichlorodifluoromethane	75-71-8	N.D.	2	1
10905	1,1-Dichloroethane	75-34-3	N.D.	1	1
10905	1,2-Dichloroethane	107-06-2	N.D.	0.5	1
10905	1,1-Dichloroethene	75-35-4	N.D.	0.8	1
10905	cis-1,2-Dichloroethene	156-59-2	140	0.8	1
10905	trans-1,2-Dichloroethene	156-60-5	3	0.8	1
10905	1,2-Dichloropropane	78-87-5	N.D.	1	1
10905	1,3-Dichloropropane	142-28-9	N.D.	1	1
10905	2,2-Dichloropropane	594-20-7	N.D.	1	1
10905	1,1-Dichloropropene	563-58-6	N.D.	1	1
10905	cis-1,3-Dichloropropene	10061-01-5	N.D.	1	1
10905	trans-1,3-Dichloropropene	10061-02-6	N.D.	1	1
10905	Ethanol	64-17-5	N.D.	50	1
10905	Ethyl t-butyl ether	637-92-3	N.D.	0.5	1
10905	Ethylbenzene	100-41-4	N.D.	0.5	1
10905	Freon 113	76-13-1	N.D.	2	1
10905	Hexachlorobutadiene	87-68-3	N.D.	2	1
10905	2-Hexanone	591-78-6	N.D.	3	1
10905	di-Isopropyl ether	108-20-3	N.D.	0.5	1



Analysis Report

2425 New Holland Pike, PO Box 12425, Lancaster, PA 17605-2425 • 717-656-2300 Fax: 717-656-2681 • www.lancasterlabs.com

Sample Description: **BD-1-WD-111202 Grab Water**
Facility# **206265 BBLW**
1520 Powell St-Emeryville SLT2007076 BD-1

LLI Sample # **WW 6488910**
LLI Group # **1279328**
Account # **11964**

Project Name: **206265**

Collected: 12/02/2011 by LK

Chevron

6001 Bollinger Canyon Rd L4310
San Ramon CA 94583

Submitted: 12/03/2011 09:10

Reported: 12/15/2011 16:41

PSEFD

CAT No.	Analysis Name	CAS Number	As Received Result	As Received Method Detection Limit	Dilution Factor
GC/MS Volatiles SW-846 8260B			ug/l	ug/l	
10905	Isopropylbenzene	98-82-8	N.D.	1	1
10905	p-Isopropyltoluene	99-87-6	N.D.	1	1
10905	Methyl Tertiary Butyl Ether	1634-04-4	N.D.	0.5	1
10905	4-Methyl-2-pentanone	108-10-1	N.D.	3	1
10905	Methylene Chloride	75-09-2	N.D.	2	1
10905	Naphthalene	91-20-3	N.D.	1	1
10905	n-Propylbenzene	103-65-1	N.D.	1	1
10905	Styrene	100-42-5	N.D.	1	1
10905	1,1,1,2-Tetrachloroethane	630-20-6	N.D.	1	1
10905	1,1,2,2-Tetrachloroethane	79-34-5	7	1	1
10905	Tetrachloroethene	127-18-4	510	8	10
10905	Toluene	108-88-3	N.D.	0.5	1
10905	1,2,3-Trichlorobenzene	87-61-6	N.D.	1	1
10905	1,2,4-Trichlorobenzene	120-82-1	N.D.	1	1
10905	1,1,1-Trichloroethane	71-55-6	N.D.	0.8	1
10905	1,1,2-Trichloroethane	79-00-5	N.D.	0.8	1
10905	Trichloroethene	79-01-6	44	1	1
10905	Trichlorofluoromethane	75-69-4	N.D.	2	1
10905	1,2,3-Trichloropropane	96-18-4	N.D.	1	1
10905	1,2,4-Trimethylbenzene	95-63-6	N.D.	1	1
10905	1,3,5-Trimethylbenzene	108-67-8	N.D.	1	1
10905	Vinyl Chloride	75-01-4	3	1	1
10905	m+p-Xylene	n.a.	N.D.	0.5	1
10905	o-Xylene	95-47-6	N.D.	0.5	1
GC Volatiles SW-846 8015B			ug/l	ug/l	
01728	TPH-GRO N. CA water C6-C12	n.a.	330	50	1
GC Miscellaneous RSKSOP-175 08/11/94 modified			ug/l	ug/l	
07105	Ethane	74-84-0	4.3	1.0	1
07105	Ethene	74-85-1	N.D.	1.0	1
07105	Methane	74-82-8	96	5.0	1
GC Petroleum SW-846 8015B modified			ug/l	ug/l	
Hydrocarbons					
02740	C11-C36	n.a.	N.D.	49	1
02740	Total TPH	n.a.	N.D.	49	1
The reverse surrogate, capric acid, was present at <1%.					
Wet Chemistry EPA 300.0			ug/l	ug/l	
00368	Nitrate Nitrogen	14797-55-8	1,700	250	5
00228	Sulfate	14808-79-8	22,600	1,500	5
SM20 5310 C			ug/l	ug/l	
00273	Total Organic Carbon	n.a.	7,100	500	1



Analysis Report

2425 New Holland Pike, PO Box 12425, Lancaster, PA 17605-2425 • 717-656-2300 Fax: 717-656-2681 • www.lancasterlabs.com

Sample Description: BD-1-WD-111202 Grab Water
Facility# 206265 BBLW
 1520 Powell St-Emeryville SLT2007076 BD-1

LLI Sample # WW 6488910
LLI Group # 1279328
Account # 11964

Project Name: 206265

Collected: 12/02/2011 by LK

Chevron

6001 Bollinger Canyon Rd L4310
 San Ramon CA 94583

Submitted: 12/03/2011 09:10

Reported: 12/15/2011 16:41

PSEFD

CAT No.	Analysis Name	CAS Number	As Received Result	As Received Method Detection Limit	Dilution Factor
Wet Chemistry SM20 2320 B			ug/l as CaCO3	ug/l as CaCO3	
00202	Alkalinity to pH 4.5	n.a.	106,000	460	1
00201	Alkalinity to pH 8.3	n.a.	N.D.	460	1
01454	Bicarbonate Alkalinity	n.a.	106,000	460	1
SM20 4500 S2 D			ug/l	ug/l	
00230	Sulfide	18496-25-8	N.D.	54	1

General Sample Comments

State of California Lab Certification No. 2501

All QC is compliant unless otherwise noted. Please refer to the Quality Control Summary for overall QC performance data and associated samples.

Laboratory Sample Analysis Record

CAT No.	Analysis Name	Method	Trial#	Batch#	Analysis Date and Time	Analyst	Dilution Factor
10905	8260 Full List w/ Sep. Xylenes	SW-846 8260B	1	W113411AA	12/07/2011 03:48	Stephanie A Selis	1
10905	8260 Full List w/ Sep. Xylenes	SW-846 8260B	1	W113411AA	12/07/2011 04:11	Stephanie A Selis	10
01163	GC/MS VOA Water Prep	SW-846 5030B	1	W113411AA	12/07/2011 03:48	Stephanie A Selis	1
01163	GC/MS VOA Water Prep	SW-846 5030B	2	W113411AA	12/07/2011 04:11	Stephanie A Selis	10
01728	TPH-GRO N. CA water C6-C12	SW-846 8015B	1	11347A07A	12/14/2011 20:04	Marie D John	1
01146	GC VOA Water Prep	SW-846 5030B	1	11347A07A	12/14/2011 20:04	Marie D John	1
07105	Volatile Headspace Hydrocarbon	RSKSOP-175 08/11/94 modified	1	113420016A	12/08/2011 22:53	Elizabeth J Marin	1
02740	Custom TPH with Ranges (Water)	SW-846 8015B modified	1	113410002A	12/14/2011 00:19	Heather E Williams	1
11181	Custom TPH w/ Ranges Water Ext	SW-846 3510C	1	113410002A	12/07/2011 18:30	Kathryn I DeHaven	1
00368	Nitrate Nitrogen	EPA 300.0	1	11337373601B	12/03/2011 15:39	Ashley M Adams	5
00228	Sulfate	EPA 300.0	1	11337373601B	12/03/2011 15:39	Ashley M Adams	5
00273	Total Organic Carbon	SM20 5310 C	1	11341049501B	12/07/2011 03:12	James S Mathiot	1
00202	Alkalinity to pH 4.5	SM20 2320 B	1	11341020202B	12/07/2011 10:34	Susan A Engle	1
00201	Alkalinity to pH 8.3	SM20 2320 B	1	11341020202B	12/07/2011 10:34	Susan A Engle	1
01454	Bicarbonate Alkalinity	SM20 2320 B	1	11341020202B	12/07/2011 10:34	Susan A Engle	1
00230	Sulfide	SM20 4500 S2 D	1	11341023001A	12/07/2011 08:40	Susan E Hibner	1



Analysis Report

2425 New Holland Pike, PO Box 12425, Lancaster, PA 17605-2425 • 717-656-2300 Fax: 717-656-2681 • www.lancasterlabs.com

Sample Description: BD-1-WD-111202 Grab Water
Facility# 206265 BBLW
1520 Powell St-Emeryville SLT2007076 BD-1

LLI Sample # WW 6488911
LLI Group # 1279328
Account # 11964

Project Name: 206265

Collected: 12/02/2011 by LK

Chevron

6001 Bollinger Canyon Rd L4310
San Ramon CA 94583

Submitted: 12/03/2011 09:10

Reported: 12/15/2011 16:41

CAT No.	Analysis Name	CAS Number	As Received Result	As Received Method Detection Limit	Dilution Factor
Metals Dissolved					
		EPA 200.7 rev 4.4	ug/l	ug/l	
01754	Iron	7439-89-6	N.D.	14.1	1
07058	Manganese	7439-96-5	15.6	0.44	1

General Sample Comments

State of California Lab Certification No. 2501
This sample was field filtered for dissolved metals.

All QC is compliant unless otherwise noted. Please refer to the Quality Control Summary for overall QC performance data and associated samples.

Laboratory Sample Analysis Record

CAT No.	Analysis Name	Method	Trial#	Batch#	Analysis Date and Time	Analyst	Dilution Factor
01754	Iron	EPA 200.7 rev 4.4	1	113405716001	12/07/2011 11:15	Eric L Eby	1
07058	Manganese	EPA 200.7 rev 4.4	1	113405716001	12/07/2011 11:15	Eric L Eby	1
05716	EPA 600 ICP Digest (tot rec)	EPA 200.7 rev 4.4	1	113405716001	12/06/2011 23:00	Annamaria Stipkovits	1

Sample Description: QA-O-111202 Grab Water
Facility# 206265 BBLW
1520 Powell St-Emeryville SLT2007076 QA

LLI Sample # WW 6488912
LLI Group # 1279328
Account # 11964

Project Name: 206265

Collected: 12/02/2011 13:00 by LK

Chevron

6001 Bollinger Canyon Rd L4310
San Ramon CA 94583

Submitted: 12/03/2011 09:10

Reported: 12/15/2011 16:41

PSEEB

CAT No.	Analysis Name	CAS Number	As Received Result	As Received Method Detection Limit	Dilution Factor
GC/MS Volatiles SW-846 8260B			ug/l	ug/l	
10905	Acetone	67-64-1	N.D.	6	1
10905	t-Amyl methyl ether	994-05-8	N.D.	0.5	1
10905	Benzene	71-43-2	N.D.	0.5	1
10905	Bromobenzene	108-86-1	N.D.	1	1
10905	Bromochloromethane	74-97-5	N.D.	1	1
10905	Bromodichloromethane	75-27-4	N.D.	1	1
10905	Bromoform	75-25-2	N.D.	1	1
10905	Bromomethane	74-83-9	N.D.	1	1
10905	2-Butanone	78-93-3	N.D.	3	1
10905	t-Butyl alcohol	75-65-0	N.D.	5	1
10905	n-Butylbenzene	104-51-8	N.D.	1	1
10905	sec-Butylbenzene	135-98-8	N.D.	1	1
10905	tert-Butylbenzene	98-06-6	N.D.	1	1
10905	Carbon Disulfide	75-15-0	N.D.	1	1
10905	Carbon Tetrachloride	56-23-5	N.D.	1	1
10905	Chlorobenzene	108-90-7	N.D.	0.8	1
10905	Chloroethane	75-00-3	N.D.	1	1
10905	2-Chloroethyl Vinyl Ether	110-75-8	N.D.	2	1
2-Chloroethyl vinyl ether may not be recovered if acid was used to preserve this sample.					
10905	Chloroform	67-66-3	N.D.	0.8	1
10905	Chloromethane	74-87-3	N.D.	1	1
10905	2-Chlorotoluene	95-49-8	N.D.	1	1
10905	4-Chlorotoluene	106-43-4	N.D.	1	1
10905	1,2-Dibromo-3-chloropropane	96-12-8	N.D.	2	1
10905	Dibromochloromethane	124-48-1	N.D.	1	1
10905	1,2-Dibromoethane	106-93-4	N.D.	0.5	1
10905	Dibromomethane	74-95-3	N.D.	1	1
10905	1,2-Dichlorobenzene	95-50-1	N.D.	1	1
10905	1,3-Dichlorobenzene	541-73-1	N.D.	1	1
10905	1,4-Dichlorobenzene	106-46-7	N.D.	1	1
10905	Dichlorodifluoromethane	75-71-8	N.D.	2	1
10905	1,1-Dichloroethane	75-34-3	N.D.	1	1
10905	1,2-Dichloroethane	107-06-2	N.D.	0.5	1
10905	1,1-Dichloroethene	75-35-4	N.D.	0.8	1
10905	cis-1,2-Dichloroethene	156-59-2	N.D.	0.8	1
10905	trans-1,2-Dichloroethene	156-60-5	N.D.	0.8	1
10905	1,2-Dichloropropane	78-87-5	N.D.	1	1
10905	1,3-Dichloropropane	142-28-9	N.D.	1	1
10905	2,2-Dichloropropane	594-20-7	N.D.	1	1
10905	1,1-Dichloropropene	563-58-6	N.D.	1	1
10905	cis-1,3-Dichloropropene	10061-01-5	N.D.	1	1
10905	trans-1,3-Dichloropropene	10061-02-6	N.D.	1	1
10905	Ethanol	64-17-5	N.D.	50	1
10905	Ethyl t-butyl ether	637-92-3	N.D.	0.5	1
10905	Ethylbenzene	100-41-4	N.D.	0.5	1
10905	Freon 113	76-13-1	N.D.	2	1
10905	Hexachlorobutadiene	87-68-3	N.D.	2	1
10905	2-Hexanone	591-78-6	N.D.	3	1
10905	di-Isopropyl ether	108-20-3	N.D.	0.5	1

Sample Description: QA-O-111202 Grab Water
Facility# 206265 BBLW
1520 Powell St-Emeryville SLT2007076 QA

LLI Sample # WW 6488912
LLI Group # 1279328
Account # 11964

Project Name: 206265

Collected: 12/02/2011 13:00 by LK

Chevron

6001 Bollinger Canyon Rd L4310
San Ramon CA 94583

Submitted: 12/03/2011 09:10

Reported: 12/15/2011 16:41

PSEEB

CAT No.	Analysis Name	CAS Number	As Received Result	As Received Method Detection Limit	Dilution Factor
GC/MS Volatiles SW-846 8260B			ug/l	ug/l	
10905	Isopropylbenzene	98-82-8	N.D.	1	1
10905	p-Isopropyltoluene	99-87-6	N.D.	1	1
10905	Methyl Tertiary Butyl Ether	1634-04-4	N.D.	0.5	1
10905	4-Methyl-2-pentanone	108-10-1	N.D.	3	1
10905	Methylene Chloride	75-09-2	N.D.	2	1
10905	Naphthalene	91-20-3	N.D.	1	1
10905	n-Propylbenzene	103-65-1	N.D.	1	1
10905	Styrene	100-42-5	N.D.	1	1
10905	1,1,1,2-Tetrachloroethane	630-20-6	N.D.	1	1
10905	1,1,2,2-Tetrachloroethane	79-34-5	N.D.	1	1
10905	Tetrachloroethene	127-18-4	N.D.	0.8	1
10905	Toluene	108-88-3	N.D.	0.5	1
10905	1,2,3-Trichlorobenzene	87-61-6	N.D.	1	1
10905	1,2,4-Trichlorobenzene	120-82-1	N.D.	1	1
10905	1,1,1-Trichloroethane	71-55-6	N.D.	0.8	1
10905	1,1,2-Trichloroethane	79-00-5	N.D.	0.8	1
10905	Trichloroethene	79-01-6	N.D.	1	1
10905	Trichlorofluoromethane	75-69-4	N.D.	2	1
10905	1,2,3-Trichloropropane	96-18-4	N.D.	1	1
10905	1,2,4-Trimethylbenzene	95-63-6	N.D.	1	1
10905	1,3,5-Trimethylbenzene	108-67-8	N.D.	1	1
10905	Vinyl Chloride	75-01-4	N.D.	1	1
10905	m+p-Xylene	n.a.	N.D.	0.5	1
10905	o-Xylene	95-47-6	N.D.	0.5	1
GC Volatiles SW-846 8015B			ug/l	ug/l	
01728	TPH-GRO N. CA water C6-C12	n.a.	N.D.	50	1
GC Miscellaneous RSKSOP-175 08/11/94 modified			ug/l	ug/l	
07105	Ethane	74-84-0	N.D.	1.0	1
07105	Ethene	74-85-1	N.D.	1.0	1
07105	Methane	74-82-8	15	5.0	1
GC Petroleum SW-846 8015B modified			ug/l	ug/l	
Hydrocarbons					
02740	C11-C36	n.a.	N.D.	50	1
02740	Total TPH	n.a.	N.D.	50	1
The reverse surrogate, capric acid, was present at <1%.					
Wet Chemistry EPA 300.0			ug/l	ug/l	
00368	Nitrate Nitrogen	14797-55-8	N.D.	50	1
The nitrate analysis was performed on a aliquot preserved with hydrochloric acid.					
00228	Sulfate	14808-79-8	N.D.	300	1
SM20 5310 C			ug/l	ug/l	
00273	Total Organic Carbon	n.a.	N.D.	500	1



Analysis Report

2425 New Holland Pike, PO Box 12425, Lancaster, PA 17605-2425 • 717-656-2300 Fax: 717-656-2681 • www.lancasterlabs.com

Sample Description: QA-O-111202 Grab Water
 Facility# 206265 BBLW
 1520 Powell St-Emeryville SLT2007076 QA

LLI Sample # WW 6488912
LLI Group # 1279328
Account # 11964

Project Name: 206265

Collected: 12/02/2011 13:00 by LK

Chevron

6001 Bollinger Canyon Rd L4310
 San Ramon CA 94583

Submitted: 12/03/2011 09:10

Reported: 12/15/2011 16:41

PSEEB

CAT No.	Analysis Name	CAS Number	As Received Result	As Received Method Detection Limit	Dilution Factor
Wet Chemistry SM20 2320 B			ug/l as CaCO3	ug/l as CaCO3	
00202	Alkalinity to pH 4.5	n.a.	N.D.	460	1
00201	Alkalinity to pH 8.3	n.a.	N.D.	460	1
01454	Bicarbonate Alkalinity	n.a.	N.D.	460	1
SM20 4500 S2 D			ug/l	ug/l	
00230	Sulfide	18496-25-8	N.D.	54	1

General Sample Comments

State of California Lab Certification No. 2501

All QC is compliant unless otherwise noted. Please refer to the Quality Control Summary for overall QC performance data and associated samples.

Laboratory Sample Analysis Record

CAT No.	Analysis Name	Method	Trial#	Batch#	Analysis Date and Time	Analyst	Dilution Factor
10905	8260 Full List w/ Sep. Xylenes	SW-846 8260B	1	W113421AA	12/08/2011 17:01	Emily R Styer	1
01163	GC/MS VOA Water Prep	SW-846 5030B	1	W113421AA	12/08/2011 17:01	Emily R Styer	1
01728	TPH-GRO N. CA water C6-C12	SW-846 8015B	1	11347A07A	12/14/2011 17:33	Marie D John	1
01146	GC VOA Water Prep	SW-846 5030B	1	11347A07A	12/14/2011 17:33	Marie D John	1
07105	Volatile Headspace Hydrocarbon	RSKSOP-175 08/11/94 modified	1	113420016A	12/08/2011 23:08	Elizabeth J Marin	1
02740	Custom TPH with Ranges (Water)	SW-846 8015B modified	1	113410002A	12/14/2011 00:43	Heather E Williams	1
11181	Custom TPH w/ Ranges Water Ext	SW-846 3510C	1	113410002A	12/07/2011 18:30	Kathryn I DeHaven	1
00368	Nitrate Nitrogen	EPA 300.0	1	11337373601B	12/03/2011 15:53	Ashley M Adams	1
00228	Sulfate	EPA 300.0	1	11337373601B	12/05/2011 14:03	Ashley M Adams	1
00273	Total Organic Carbon	SM20 5310 C	1	11341049501B	12/07/2011 03:19	James S Mathiot	1
00202	Alkalinity to pH 4.5	SM20 2320 B	1	11341020202B	12/07/2011 10:34	Susan A Engle	1
00201	Alkalinity to pH 8.3	SM20 2320 B	1	11341020202B	12/07/2011 10:34	Susan A Engle	1
01454	Bicarbonate Alkalinity	SM20 2320 B	1	11341020202B	12/07/2011 10:34	Susan A Engle	1
00230	Sulfide	SM20 4500 S2 D	1	11341023001A	12/07/2011 08:40	Susan E Hibner	1



Analysis Report

2425 New Holland Pike, PO Box 12425, Lancaster, PA 17605-2425 • 717-656-2300 Fax: 717-656-2681 • www.lancasterlabs.com

Sample Description: QA-O-111202 Grab Water
Facility# 206265 BBLW
1520 Powell St-Emeryville SLT2007076 QA

LLI Sample # WW 6488913
LLI Group # 1279328
Account # 11964

Project Name: 206265

Collected: 12/02/2011 13:00 by LK

Chevron

6001 Bollinger Canyon Rd L4310
San Ramon CA 94583

Submitted: 12/03/2011 09:10

Reported: 12/15/2011 16:41

CAT No.	Analysis Name	CAS Number	As Received Result	As Received Method Detection Limit	Dilution Factor
Metals Dissolved					
		EPA 200.7 rev 4.4	ug/l	ug/l	
01754	Iron	7439-89-6	N.D.	14.1	1
07058	Manganese	7439-96-5	N.D.	0.44	1

General Sample Comments

State of California Lab Certification No. 2501
This sample was field filtered for dissolved metals.

All QC is compliant unless otherwise noted. Please refer to the Quality Control Summary for overall QC performance data and associated samples.

Laboratory Sample Analysis Record

CAT No.	Analysis Name	Method	Trial#	Batch#	Analysis Date and Time	Analyst	Dilution Factor
01754	Iron	EPA 200.7 rev 4.4	1	113405716001	12/07/2011 11:19	Eric L Eby	1
07058	Manganese	EPA 200.7 rev 4.4	1	113405716001	12/07/2011 11:19	Eric L Eby	1
05716	EPA 600 ICP Digest (tot rec)	EPA 200.7 rev 4.4	1	113405716001	12/06/2011 23:00	Annamaria Stipkovits	1

Sample Description: QA-T-111202 NA Water
Facility# 206265 BBLW
1520 Powell St-Emeryville SLT2007076 QA

LLI Sample # WW 6488914
LLI Group # 1279328
Account # 11964

Project Name: 206265

Collected: 12/02/2011

Chevron

Submitted: 12/03/2011 09:10

6001 Bollinger Canyon Rd L4310

Reported: 12/15/2011 16:41

San Ramon CA 94583

PSETB

CAT No.	Analysis Name	CAS Number	As Received Result	As Received Method Detection Limit	Dilution Factor
GC/MS Volatiles SW-846 8260B			ug/l	ug/l	
10905	Acetone	67-64-1	N.D.	6	1
10905	t-Amyl methyl ether	994-05-8	N.D.	0.5	1
10905	Benzene	71-43-2	N.D.	0.5	1
10905	Bromobenzene	108-86-1	N.D.	1	1
10905	Bromochloromethane	74-97-5	N.D.	1	1
10905	Bromodichloromethane	75-27-4	N.D.	1	1
10905	Bromoform	75-25-2	N.D.	1	1
10905	Bromomethane	74-83-9	N.D.	1	1
10905	2-Butanone	78-93-3	N.D.	3	1
10905	t-Butyl alcohol	75-65-0	N.D.	5	1
10905	n-Butylbenzene	104-51-8	N.D.	1	1
10905	sec-Butylbenzene	135-98-8	N.D.	1	1
10905	tert-Butylbenzene	98-06-6	N.D.	1	1
10905	Carbon Disulfide	75-15-0	N.D.	1	1
10905	Carbon Tetrachloride	56-23-5	N.D.	1	1
10905	Chlorobenzene	108-90-7	N.D.	0.8	1
10905	Chloroethane	75-00-3	N.D.	1	1
10905	2-Chloroethyl Vinyl Ether	110-75-8	N.D.	2	1
2-Chloroethyl vinyl ether may not be recovered if acid was used to preserve this sample.					
10905	Chloroform	67-66-3	N.D.	0.8	1
10905	Chloromethane	74-87-3	N.D.	1	1
10905	2-Chlorotoluene	95-49-8	N.D.	1	1
10905	4-Chlorotoluene	106-43-4	N.D.	1	1
10905	1,2-Dibromo-3-chloropropane	96-12-8	N.D.	2	1
10905	Dibromochloromethane	124-48-1	N.D.	1	1
10905	1,2-Dibromoethane	106-93-4	N.D.	0.5	1
10905	Dibromomethane	74-95-3	N.D.	1	1
10905	1,2-Dichlorobenzene	95-50-1	N.D.	1	1
10905	1,3-Dichlorobenzene	541-73-1	N.D.	1	1
10905	1,4-Dichlorobenzene	106-46-7	N.D.	1	1
10905	Dichlorodifluoromethane	75-71-8	N.D.	2	1
10905	1,1-Dichloroethane	75-34-3	N.D.	1	1
10905	1,2-Dichloroethane	107-06-2	N.D.	0.5	1
10905	1,1-Dichloroethene	75-35-4	N.D.	0.8	1
10905	cis-1,2-Dichloroethene	156-59-2	N.D.	0.8	1
10905	trans-1,2-Dichloroethene	156-60-5	N.D.	0.8	1
10905	1,2-Dichloropropane	78-87-5	N.D.	1	1
10905	1,3-Dichloropropane	142-28-9	N.D.	1	1
10905	2,2-Dichloropropane	594-20-7	N.D.	1	1
10905	1,1-Dichloropropene	563-58-6	N.D.	1	1
10905	cis-1,3-Dichloropropene	10061-01-5	N.D.	1	1
10905	trans-1,3-Dichloropropene	10061-02-6	N.D.	1	1
10905	Ethanol	64-17-5	N.D.	50	1
10905	Ethyl t-butyl ether	637-92-3	N.D.	0.5	1
10905	Ethylbenzene	100-41-4	N.D.	0.5	1
10905	Freon 113	76-13-1	N.D.	2	1
10905	Hexachlorobutadiene	87-68-3	N.D.	2	1
10905	2-Hexanone	591-78-6	N.D.	3	1
10905	di-Isopropyl ether	108-20-3	N.D.	0.5	1



Analysis Report

2425 New Holland Pike, PO Box 12425, Lancaster, PA 17605-2425 • 717-656-2300 Fax: 717-656-2681 • www.lancasterlabs.com

Sample Description: QA-T-111202 NA Water
Facility# 206265 BBLW
1520 Powell St-Emeryville SLT2007076 QA

LLI Sample # WW 6488914
LLI Group # 1279328
Account # 11964

Project Name: 206265

Collected: 12/02/2011

Chevron

Submitted: 12/03/2011 09:10

6001 Bollinger Canyon Rd L4310

Reported: 12/15/2011 16:41

San Ramon CA 94583

PSETB

CAT No.	Analysis Name	CAS Number	As Received Result	As Received Method Detection Limit	Dilution Factor
GC/MS Volatiles SW-846 8260B			ug/l	ug/l	
10905	Isopropylbenzene	98-82-8	N.D.	1	1
10905	p-Isopropyltoluene	99-87-6	N.D.	1	1
10905	Methyl Tertiary Butyl Ether	1634-04-4	N.D.	0.5	1
10905	4-Methyl-2-pentanone	108-10-1	N.D.	3	1
10905	Methylene Chloride	75-09-2	N.D.	2	1
10905	Naphthalene	91-20-3	N.D.	1	1
10905	n-Propylbenzene	103-65-1	N.D.	1	1
10905	Styrene	100-42-5	N.D.	1	1
10905	1,1,1,2-Tetrachloroethane	630-20-6	N.D.	1	1
10905	1,1,2,2-Tetrachloroethane	79-34-5	N.D.	1	1
10905	Tetrachloroethene	127-18-4	N.D.	0.8	1
10905	Toluene	108-88-3	N.D.	0.5	1
10905	1,2,3-Trichlorobenzene	87-61-6	N.D.	1	1
10905	1,2,4-Trichlorobenzene	120-82-1	N.D.	1	1
10905	1,1,1-Trichloroethane	71-55-6	N.D.	0.8	1
10905	1,1,2-Trichloroethane	79-00-5	N.D.	0.8	1
10905	Trichloroethene	79-01-6	N.D.	1	1
10905	Trichlorofluoromethane	75-69-4	N.D.	2	1
10905	1,2,3-Trichloropropane	96-18-4	N.D.	1	1
10905	1,2,4-Trimethylbenzene	95-63-6	N.D.	1	1
10905	1,3,5-Trimethylbenzene	108-67-8	N.D.	1	1
10905	Vinyl Chloride	75-01-4	N.D.	1	1
10905	m+p-Xylene	n.a.	N.D.	0.5	1
10905	o-Xylene	95-47-6	N.D.	0.5	1
GC Volatiles SW-846 8015B			ug/l	ug/l	
01728	TPH-GRO N. CA water C6-C12	n.a.	N.D.	50	1

General Sample Comments

State of California Lab Certification No. 2501

All QC is compliant unless otherwise noted. Please refer to the Quality Control Summary for overall QC performance data and associated samples.

Laboratory Sample Analysis Record

CAT No.	Analysis Name	Method	Trial#	Batch#	Analysis Date and Time	Analyst	Dilution Factor
10905	8260 Full List w/ Sep. Xylenes	SW-846 8260B	1	W113411AA	12/07/2011 04:34	Stephanie A Selis	1
01163	GC/MS VOA Water Prep	SW-846 5030B	1	W113411AA	12/07/2011 04:34	Stephanie A Selis	1
01728	TPH-GRO N. CA water C6-C12	SW-846 8015B	1	11347A07A	12/14/2011 17:58	Marie D John	1
01146	GC VOA Water Prep	SW-846 5030B	1	11347A07A	12/14/2011 17:58	Marie D John	1

Quality Control Summary

 Client Name: Chevron
 Reported: 12/15/11 at 04:41 PM

Group Number: 1279328

Matrix QC may not be reported if insufficient sample or site-specific QC samples were not submitted. In these situations, to demonstrate precision and accuracy at a batch level, a LCS/LCSD was performed, unless otherwise specified in the method.

All Inorganic Initial Calibration and Continuing Calibration Blanks met acceptable method criteria unless otherwise noted on the Analysis Report.

Laboratory Compliance Quality Control

<u>Analysis Name</u>	<u>Blank Result</u>	<u>Blank MDL</u>	<u>Report Units</u>	<u>LCS %REC</u>	<u>LCSD %REC</u>	<u>LCS/LCSD Limits</u>	<u>RPD</u>	<u>RPD Max</u>
Batch number: W113402AA	Sample number(s): 6488902,6488904,6488906							
Acetone	N.D.	6.	ug/l	89		49-234		
t-Amyl methyl ether	N.D.	0.5	ug/l	91		77-120		
Benzene	N.D.	0.5	ug/l	97		79-120		
Bromobenzene	N.D.	1.	ug/l	100		80-120		
Bromochloromethane	N.D.	1.	ug/l	100		80-120		
Bromodichloromethane	N.D.	1.	ug/l	90		80-120		
Bromoform	N.D.	1.	ug/l	89		61-120		
Bromomethane	N.D.	1.	ug/l	66		44-120		
2-Butanone	N.D.	3.	ug/l	80		66-151		
t-Butyl alcohol	N.D.	5.	ug/l	101		62-129		
n-Butylbenzene	N.D.	1.	ug/l	83		74-120		
sec-Butylbenzene	N.D.	1.	ug/l	87		78-120		
tert-Butylbenzene	N.D.	1.	ug/l	89		80-120		
Carbon Disulfide	N.D.	1.	ug/l	91		62-120		
Carbon Tetrachloride	N.D.	1.	ug/l	89		75-123		
Chlorobenzene	N.D.	0.8	ug/l	98		80-120		
Chloroethane	N.D.	1.	ug/l	70		49-129		
2-Chloroethyl Vinyl Ether	N.D.	2.	ug/l	81		56-129		
Chloroform	N.D.	0.8	ug/l	95		77-122		
Chloromethane	N.D.	1.	ug/l	78		60-129		
2-Chlorotoluene	N.D.	1.	ug/l	95		80-120		
4-Chlorotoluene	N.D.	1.	ug/l	96		80-120		
1,2-Dibromo-3-chloropropane	N.D.	2.	ug/l	80		56-126		
Dibromochloromethane	N.D.	1.	ug/l	92		80-120		
1,2-Dibromoethane	N.D.	0.5	ug/l	95		80-120		
Dibromomethane	N.D.	1.	ug/l	96		80-120		
1,2-Dichlorobenzene	N.D.	1.	ug/l	97		80-120		
1,3-Dichlorobenzene	N.D.	1.	ug/l	97		80-120		
1,4-Dichlorobenzene	N.D.	1.	ug/l	95		80-120		
Dichlorodifluoromethane	N.D.	2.	ug/l	70		47-120		
1,1-Dichloroethane	N.D.	1.	ug/l	93		79-120		
1,2-Dichloroethane	N.D.	0.5	ug/l	90		70-130		
1,1-Dichloroethene	N.D.	0.8	ug/l	98		74-123		
cis-1,2-Dichloroethene	N.D.	0.8	ug/l	98		80-120		
trans-1,2-Dichloroethene	N.D.	0.8	ug/l	98		80-120		
1,2-Dichloropropane	N.D.	1.	ug/l	91		78-120		
1,3-Dichloropropane	N.D.	1.	ug/l	93		80-120		
2,2-Dichloropropane	N.D.	1.	ug/l	90		77-124		
1,1-Dichloropropene	N.D.	1.	ug/l	93		80-120		
cis-1,3-Dichloropropene	N.D.	1.	ug/l	89		80-120		
trans-1,3-Dichloropropene	N.D.	1.	ug/l	87		79-120		
Ethanol	N.D.	50.	ug/l	131		54-149		
Ethyl t-butyl ether	N.D.	0.5	ug/l	86		76-120		
Ethylbenzene	N.D.	0.5	ug/l	91		79-120		
Freon 113	N.D.	2.	ug/l	87		69-128		

*- Outside of specification

- (1) The result for one or both determinations was less than five times the LOQ.
- (2) The unspiked result was more than four times the spike added.

Quality Control Summary

Client Name: Chevron

Group Number: 1279328

Reported: 12/15/11 at 04:41 PM

<u>Analysis Name</u>	<u>Blank Result</u>	<u>Blank MDL</u>	<u>Report Units</u>	<u>LCS %REC</u>	<u>LCSD %REC</u>	<u>LCS/LCSD Limits</u>	<u>RPD</u>	<u>RPD Max</u>
Hexachlorobutadiene	N.D.	2.	ug/l	88		58-120		
2-Hexanone	N.D.	3.	ug/l	81		65-136		
di-Isopropyl ether	N.D.	0.5	ug/l	85		71-124		
Isopropylbenzene	N.D.	1.	ug/l	89		77-120		
p-Isopropyltoluene	N.D.	1.	ug/l	89		80-120		
Methyl Tertiary Butyl Ether	N.D.	0.5	ug/l	91		76-120		
4-Methyl-2-pentanone	N.D.	3.	ug/l	82		70-121		
Methylene Chloride	N.D.	2.	ug/l	100		80-120		
Naphthalene	N.D.	1.	ug/l	86		62-120		
n-Propylbenzene	N.D.	1.	ug/l	91		80-120		
Styrene	N.D.	1.	ug/l	95		80-120		
1,1,1,2-Tetrachloroethane	N.D.	1.	ug/l	93		80-120		
1,1,2,2-Tetrachloroethane	N.D.	1.	ug/l	91		71-120		
Tetrachloroethene	N.D.	0.8	ug/l	96		80-121		
Toluene	N.D.	0.5	ug/l	97		79-120		
1,2,3-Trichlorobenzene	N.D.	1.	ug/l	87		65-120		
1,2,4-Trichlorobenzene	N.D.	1.	ug/l	87		67-120		
1,1,1-Trichloroethane	N.D.	0.8	ug/l	93		75-127		
1,1,2-Trichloroethane	N.D.	0.8	ug/l	96		80-120		
Trichloroethene	N.D.	1.	ug/l	97		80-120		
Trichlorofluoromethane	N.D.	2.	ug/l	80		64-129		
1,2,3-Trichloropropane	N.D.	1.	ug/l	93		80-120		
1,2,4-Trimethylbenzene	N.D.	1.	ug/l	92		74-120		
1,3,5-Trimethylbenzene	N.D.	1.	ug/l	92		75-120		
Vinyl Chloride	N.D.	1.	ug/l	81		65-125		
m+p-Xylene	N.D.	0.5	ug/l	94		80-120		
o-Xylene	N.D.	0.5	ug/l	94		80-120		

Batch number: W113411AA

Sample number(s): 6488908,6488910,6488914

Acetone	N.D.	6.	ug/l	96		49-234		
t-Amyl methyl ether	N.D.	0.5	ug/l	90		77-120		
Benzene	N.D.	0.5	ug/l	100		79-120		
Bromobenzene	N.D.	1.	ug/l	99		80-120		
Bromochloromethane	N.D.	1.	ug/l	102		80-120		
Bromodichloromethane	N.D.	1.	ug/l	91		80-120		
Bromoform	N.D.	1.	ug/l	89		61-120		
Bromomethane	N.D.	1.	ug/l	64		44-120		
2-Butanone	N.D.	3.	ug/l	83		66-151		
t-Butyl alcohol	N.D.	5.	ug/l	99		62-129		
n-Butylbenzene	N.D.	1.	ug/l	85		74-120		
sec-Butylbenzene	N.D.	1.	ug/l	88		78-120		
tert-Butylbenzene	N.D.	1.	ug/l	88		80-120		
Carbon Disulfide	N.D.	1.	ug/l	93		62-120		
Carbon Tetrachloride	N.D.	1.	ug/l	94		75-123		
Chlorobenzene	N.D.	0.8	ug/l	98		80-120		
Chloroethane	N.D.	1.	ug/l	70		49-129		
2-Chloroethyl Vinyl Ether	N.D.	2.	ug/l	85		56-129		
Chloroform	N.D.	0.8	ug/l	96		77-122		
Chloromethane	N.D.	1.	ug/l	77		60-129		
2-Chlorotoluene	N.D.	1.	ug/l	94		80-120		
4-Chlorotoluene	N.D.	1.	ug/l	96		80-120		
1,2-Dibromo-3-chloropropane	N.D.	2.	ug/l	79		56-126		
Dibromochloromethane	N.D.	1.	ug/l	93		80-120		
1,2-Dibromoethane	N.D.	0.5	ug/l	96		80-120		
Dibromomethane	N.D.	1.	ug/l	96		80-120		
1,2-Dichlorobenzene	N.D.	1.	ug/l	96		80-120		
1,3-Dichlorobenzene	N.D.	1.	ug/l	96		80-120		
1,4-Dichlorobenzene	N.D.	1.	ug/l	95		80-120		

*- Outside of specification

- (1) The result for one or both determinations was less than five times the LOQ.
- (2) The unspiked result was more than four times the spike added.

Quality Control Summary

Client Name: Chevron

Group Number: 1279328

Reported: 12/15/11 at 04:41 PM

<u>Analysis Name</u>	<u>Blank Result</u>	<u>Blank MDL</u>	<u>Report Units</u>	<u>LCS %REC</u>	<u>LCSD %REC</u>	<u>LCS/LCSD Limits</u>	<u>RPD</u>	<u>RPD Max</u>
Dichlorodifluoromethane	N.D.	2.	ug/l	74		47-120		
1,1-Dichloroethane	N.D.	1.	ug/l	95		79-120		
1,2-Dichloroethane	N.D.	0.5	ug/l	91		70-130		
1,1-Dichloroethene	N.D.	0.8	ug/l	102		74-123		
cis-1,2-Dichloroethene	N.D.	0.8	ug/l	101		80-120		
trans-1,2-Dichloroethene	N.D.	0.8	ug/l	102		80-120		
1,2-Dichloropropane	N.D.	1.	ug/l	94		78-120		
1,3-Dichloropropane	N.D.	1.	ug/l	93		80-120		
2,2-Dichloropropane	N.D.	1.	ug/l	92		77-124		
1,1-Dichloropropene	N.D.	1.	ug/l	95		80-120		
cis-1,3-Dichloropropene	N.D.	1.	ug/l	90		80-120		
trans-1,3-Dichloropropene	N.D.	1.	ug/l	86		79-120		
Ethanol	N.D.	50.	ug/l	132		54-149		
Ethyl t-butyl ether	N.D.	0.5	ug/l	85		76-120		
Ethylbenzene	N.D.	0.5	ug/l	93		79-120		
Freon 113	N.D.	2.	ug/l	95		69-128		
Hexachlorobutadiene	N.D.	2.	ug/l	91		58-120		
2-Hexanone	N.D.	3.	ug/l	80		65-136		
di-Isopropyl ether	N.D.	0.5	ug/l	85		71-124		
Isopropylbenzene	N.D.	1.	ug/l	90		77-120		
p-Isopropyltoluene	N.D.	1.	ug/l	89		80-120		
Methyl Tertiary Butyl Ether	N.D.	0.5	ug/l	91		76-120		
4-Methyl-2-pentanone	N.D.	3.	ug/l	80		70-121		
Methylene Chloride	N.D.	2.	ug/l	102		80-120		
Naphthalene	N.D.	1.	ug/l	84		62-120		
n-Propylbenzene	N.D.	1.	ug/l	91		80-120		
Styrene	N.D.	1.	ug/l	95		80-120		
1,1,1,2-Tetrachloroethane	N.D.	1.	ug/l	94		80-120		
1,1,2,2-Tetrachloroethane	N.D.	1.	ug/l	91		71-120		
Tetrachloroethene	N.D.	0.8	ug/l	100		80-121		
Toluene	N.D.	0.5	ug/l	97		79-120		
1,2,3-Trichlorobenzene	N.D.	1.	ug/l	87		65-120		
1,2,4-Trichlorobenzene	N.D.	1.	ug/l	87		67-120		
1,1,1-Trichloroethane	N.D.	0.8	ug/l	97		75-127		
1,1,2-Trichloroethane	N.D.	0.8	ug/l	96		80-120		
Trichloroethene	N.D.	1.	ug/l	97		80-120		
Trichlorofluoromethane	N.D.	2.	ug/l	84		64-129		
1,2,3-Trichloropropane	N.D.	1.	ug/l	92		80-120		
1,2,4-Trimethylbenzene	N.D.	1.	ug/l	92		74-120		
1,3,5-Trimethylbenzene	N.D.	1.	ug/l	90		75-120		
Vinyl Chloride	N.D.	1.	ug/l	82		65-125		
m+p-Xylene	N.D.	0.5	ug/l	95		80-120		
o-Xylene	N.D.	0.5	ug/l	94		80-120		

Batch number: W113421AA

Sample number(s): 6488904,6488908,6488912

Acetone	N.D.	6.	ug/l	155	165	49-234	6	30
t-Amyl methyl ether	N.D.	0.5	ug/l	92	93	77-120	2	30
Benzene	N.D.	0.5	ug/l	99	99	79-120	0	30
Bromobenzene	N.D.	1.	ug/l	103	104	80-120	0	30
Bromochloromethane	N.D.	1.	ug/l	103	101	80-120	2	30
Bromodichloromethane	N.D.	1.	ug/l	94	94	80-120	0	30
Bromoform	N.D.	1.	ug/l	98	95	61-120	3	30
Bromomethane	N.D.	1.	ug/l	61	62	44-120	2	30
2-Butanone	N.D.	3.	ug/l	107	111	66-151	4	30
t-Butyl alcohol	N.D.	5.	ug/l	114	114	62-129	0	30
n-Butylbenzene	N.D.	1.	ug/l	88	90	74-120	3	30
sec-Butylbenzene	N.D.	1.	ug/l	92	92	78-120	1	30
tert-Butylbenzene	N.D.	1.	ug/l	92	92	80-120	0	30

*- Outside of specification

- (1) The result for one or both determinations was less than five times the LOQ.
- (2) The unspiked result was more than four times the spike added.

Quality Control Summary

Client Name: Chevron

Group Number: 1279328

Reported: 12/15/11 at 04:41 PM

<u>Analysis Name</u>	<u>Blank Result</u>	<u>Blank MDL</u>	<u>Report Units</u>	<u>LCS %REC</u>	<u>LCSD %REC</u>	<u>LCS/LCSD Limits</u>	<u>RPD</u>	<u>RPD Max</u>
Carbon Disulfide	N.D.	1.	ug/l	95	96	62-120	1	30
Carbon Tetrachloride	N.D.	1.	ug/l	96	94	75-123	2	30
Chlorobenzene	N.D.	0.8	ug/l	101	100	80-120	0	30
Chloroethane	N.D.	1.	ug/l	67	69	49-129	2	30
2-Chloroethyl Vinyl Ether	N.D.	2.	ug/l	81	84	56-129	3	30
Chloroform	N.D.	0.8	ug/l	95	96	77-122	0	30
Chloromethane	N.D.	1.	ug/l	65	63	60-129	2	30
2-Chlorotoluene	N.D.	1.	ug/l	100	98	80-120	2	30
4-Chlorotoluene	N.D.	1.	ug/l	99	101	80-120	2	30
1,2-Dibromo-3-chloropropane	N.D.	2.	ug/l	89	91	56-126	2	30
Dibromochloromethane	N.D.	1.	ug/l	97	95	80-120	2	30
1,2-Dibromoethane	N.D.	0.5	ug/l	99	99	80-120	0	30
Dibromomethane	N.D.	1.	ug/l	98	98	80-120	0	30
1,2-Dichlorobenzene	N.D.	1.	ug/l	99	100	80-120	1	30
1,3-Dichlorobenzene	N.D.	1.	ug/l	98	101	80-120	3	30
1,4-Dichlorobenzene	N.D.	1.	ug/l	100	100	80-120	0	30
Dichlorodifluoromethane	N.D.	2.	ug/l	57	58	47-120	1	30
1,1-Dichloroethane	N.D.	1.	ug/l	95	96	79-120	1	30
1,2-Dichloroethane	N.D.	0.5	ug/l	88	89	70-130	0	30
1,1-Dichloroethene	N.D.	0.8	ug/l	103	103	74-123	0	30
cis-1,2-Dichloroethene	N.D.	0.8	ug/l	104	103	80-120	1	30
trans-1,2-Dichloroethene	N.D.	0.8	ug/l	103	103	80-120	0	30
1,2-Dichloropropane	N.D.	1.	ug/l	93	93	78-120	0	30
1,3-Dichloropropane	N.D.	1.	ug/l	95	96	80-120	1	30
2,2-Dichloropropane	N.D.	1.	ug/l	95	95	77-124	1	30
1,1-Dichloropropene	N.D.	1.	ug/l	96	95	80-120	1	30
cis-1,3-Dichloropropene	N.D.	1.	ug/l	94	92	80-120	2	30
trans-1,3-Dichloropropene	N.D.	1.	ug/l	91	88	79-120	3	30
Ethanol	N.D.	50.	ug/l	99	99	54-149	1	30
Ethyl t-butyl ether	N.D.	0.5	ug/l	88	89	76-120	0	30
Ethylbenzene	N.D.	0.5	ug/l	95	95	79-120	0	30
Freon 113	N.D.	2.	ug/l	97	96	69-128	1	30
Hexachlorobutadiene	N.D.	2.	ug/l	100	105	58-120	4	30
2-Hexanone	N.D.	3.	ug/l	92	94	65-136	3	30
di-Isopropyl ether	N.D.	0.5	ug/l	86	86	71-124	1	30
Isopropylbenzene	N.D.	1.	ug/l	92	93	77-120	1	30
p-Isopropyltoluene	N.D.	1.	ug/l	92	93	80-120	0	30
Methyl Tertiary Butyl Ether	N.D.	0.5	ug/l	94	94	76-120	0	30
4-Methyl-2-pentanone	N.D.	3.	ug/l	84	85	70-121	2	30
Methylene Chloride	N.D.	2.	ug/l	101	103	80-120	2	30
Naphthalene	N.D.	1.	ug/l	93	95	62-120	2	30
n-Propylbenzene	N.D.	1.	ug/l	93	94	80-120	1	30
Styrene	N.D.	1.	ug/l	98	98	80-120	0	30
1,1,1,2-Tetrachloroethane	N.D.	1.	ug/l	98	98	80-120	0	30
1,1,2,2-Tetrachloroethane	N.D.	1.	ug/l	96	98	71-120	1	30
Tetrachloroethene	N.D.	0.8	ug/l	99	100	80-121	1	30
Toluene	N.D.	0.5	ug/l	99	99	79-120	0	30
1,2,3-Trichlorobenzene	N.D.	1.	ug/l	91	93	65-120	2	30
1,2,4-Trichlorobenzene	N.D.	1.	ug/l	93	95	67-120	2	30
1,1,1-Trichloroethane	N.D.	0.8	ug/l	96	96	75-127	0	30
1,1,2-Trichloroethane	N.D.	0.8	ug/l	99	97	80-120	2	30
Trichloroethene	N.D.	1.	ug/l	99	98	80-120	1	30
Trichlorofluoromethane	N.D.	2.	ug/l	83	82	64-129	1	30
1,2,3-Trichloropropane	N.D.	1.	ug/l	99	100	80-120	1	30
1,2,4-Trimethylbenzene	N.D.	1.	ug/l	95	96	74-120	1	30
1,3,5-Trimethylbenzene	N.D.	1.	ug/l	94	94	75-120	0	30
Vinyl Chloride	N.D.	1.	ug/l	77	76	65-125	1	30
m+p-Xylene	N.D.	0.5	ug/l	97	96	80-120	1	30

*- Outside of specification

- (1) The result for one or both determinations was less than five times the LOQ.
- (2) The unspiked result was more than four times the spike added.

Quality Control Summary

Client Name: Chevron

Group Number: 1279328

Reported: 12/15/11 at 04:41 PM

<u>Analysis Name</u>	<u>Blank Result</u>	<u>Blank MDL</u>	<u>Report Units</u>	<u>LCS %REC</u>	<u>LCSD %REC</u>	<u>LCS/LCSD Limits</u>	<u>RPD</u>	<u>RPD Max</u>
o-Xylene	N.D.	0.5	ug/l	98	96	80-120	1	30
Batch number: 11347A07A	Sample number(s): 6488902,6488904,6488906,6488908,6488910,6488912,6488914							
TPH-GRO N. CA water C6-C12	N.D.	50.	ug/l	118	109	75-135	8	30
Batch number: 113420016A	Sample number(s): 6488902,6488904,6488906,6488908,6488910,6488912							
Ethane	N.D.	1.0	ug/l	114		80-120		
Ethene	N.D.	1.0	ug/l	113		80-120		
Methane	N.D.	5.0	ug/l	110		80-120		
Batch number: 113410002A	Sample number(s): 6488902,6488904,6488906,6488908,6488910,6488912							
C11-C36	N.D.	50.	ug/l					
Total TPH	N.D.	50.	ug/l	86		52-119		
Batch number: 113405716001	Sample number(s): 6488905,6488907,6488909,6488911,6488913							
Iron	24.3	14.1	ug/l	99		90-110		
Manganese	N.D.	0.44	ug/l	103		85-115		
Batch number: 113405716002	Sample number(s): 6488903							
Iron	25.5	14.1	ug/l	100		90-110		
Manganese	N.D.	0.44	ug/l	99		85-115		
Batch number: 11337373601B	Sample number(s): 6488902,6488904,6488906,6488908,6488910,6488912							
Nitrate Nitrogen	N.D.	50.	ug/l	101	102	90-110	1	20
Sulfate	N.D.	300.	ug/l	94	95	90-110	0	20
Batch number: 11341049501A	Sample number(s): 6488902,6488904							
Total Organic Carbon	N.D.	500.	ug/l	95		91-113		
Batch number: 11341049501B	Sample number(s): 6488906,6488908,6488910,6488912							
Total Organic Carbon	N.D.	500.	ug/l	95		91-113		
Batch number: 11341020201B	Sample number(s): 6488902,6488904,6488906							
Alkalinity to pH 4.5	N.D.	460.	ug/l as CaCO3	98		98-103		
Batch number: 11341020202B	Sample number(s): 6488908,6488910,6488912							
Alkalinity to pH 4.5	N.D.	460.	ug/l as CaCO3	98		98-103		
Batch number: 11341023001A	Sample number(s): 6488902,6488904,6488906,6488908,6488910,6488912							
Sulfide	N.D.	54.	ug/l	105		90-110		

Sample Matrix Quality Control

Unspiked (UNSPK) = the sample used in conjunction with the matrix spike

Background (BKG) = the sample used in conjunction with the duplicate

<u>Analysis Name</u>	<u>MS %REC</u>	<u>MSD %REC</u>	<u>MS/MSD Limits</u>	<u>RPD</u>	<u>RPD MAX</u>	<u>BKG Conc</u>	<u>DUP Conc</u>	<u>DUP RPD</u>	<u>Dup RPD Max</u>
Batch number: W113402AA	Sample number(s): 6488902,6488904,6488906 UNSPK: P487597								
Acetone	85	83	52-139	1	30				
t-Amyl methyl ether	89	89	75-122	1	30				
Benzene	101	102	80-126	1	30				

*- Outside of specification

- (1) The result for one or both determinations was less than five times the LOQ.
- (2) The unspiked result was more than four times the spike added.

Quality Control Summary

 Client Name: Chevron
 Reported: 12/15/11 at 04:41 PM

Group Number: 1279328

Sample Matrix Quality Control

 Unspiked (UNSPK) = the sample used in conjunction with the matrix spike
 Background (BKG) = the sample used in conjunction with the duplicate

<u>Analysis Name</u>	<u>MS</u> <u>%REC</u>	<u>MSD</u> <u>%REC</u>	<u>MS/MSD</u> <u>Limits</u>	<u>RPD</u>	<u>RPD</u> <u>MAX</u>	<u>BKG</u> <u>Conc</u>	<u>DUP</u> <u>Conc</u>	<u>DUP</u> <u>RPD</u>	<u>Dup RPD</u> <u>Max</u>
Bromobenzene	101	101	82-115	0	30				
Bromochloromethane	98	99	83-123	1	30				
Bromodichloromethane	91	92	78-125	1	30				
Bromoform	88	85	60-121	4	30				
Bromomethane	65	67	38-149	2	30				
2-Butanone	79	79	57-138	1	30				
t-Butyl alcohol	96	96	67-119	0	30				
n-Butylbenzene	88	89	73-128	1	30				
sec-Butylbenzene	93	92	79-125	1	30				
tert-Butylbenzene	91	90	81-121	0	30				
Carbon Disulfide	98	98	67-135	1	30				
Carbon Tetrachloride	100	101	81-138	1	30				
Chlorobenzene	101	100	87-124	1	30				
Chloroethane	73	73	51-145	0	30				
2-Chloroethyl Vinyl Ether	0*	0*	10-151	0	30				
Chloroform	97	98	81-134	1	30				
Chloromethane	80	79	67-154	1	30				
2-Chlorotoluene	100	98	82-118	1	30				
4-Chlorotoluene	98	98	84-122	1	30				
1,2-Dibromo-3-chloropropane	77	77	54-134	1	30				
Dibromochloromethane	93	90	74-116	3	30				
1,2-Dibromoethane	96	94	77-116	2	30				
Dibromomethane	96	95	83-119	1	30				
1,2-Dichlorobenzene	96	95	84-119	1	30				
1,3-Dichlorobenzene	96	96	86-121	0	30				
1,4-Dichlorobenzene	96	95	85-121	1	30				
Dichlorodifluoromethane	88	89	52-129	2	30				
1,1-Dichloroethane	98	98	84-129	1	30				
1,2-Dichloroethane	91	91	66-141	1	30				
1,1-Dichloroethene	109	110	85-142	1	30				
cis-1,2-Dichloroethene	104	104	85-125	0	30				
trans-1,2-Dichloroethene	107	105	87-126	2	30				
1,2-Dichloropropane	93	95	83-124	2	30				
1,3-Dichloropropane	94	93	81-120	1	30				
2,2-Dichloropropane	95	97	81-135	1	30				
1,1-Dichloropropene	101	102	86-137	1	30				
cis-1,3-Dichloropropene	89	90	75-125	1	30				
trans-1,3-Dichloropropene	88	86	74-119	2	30				
Ethanol	123	121	53-146	2	30				
Ethyl t-butyl ether	85	85	74-122	1	30				
Ethylbenzene	97	96	71-134	0	30				
Freon 113	108	110	89-148	1	30				
Hexachlorobutadiene	95	102	56-134	7	30				
2-Hexanone	81	80	55-127	2	30				
di-Isopropyl ether	86	86	70-129	0	30				
Isopropylbenzene	94	94	75-128	0	30				
p-Isopropyltoluene	92	92	76-123	0	30				
Methyl Tertiary Butyl Ether	91	90	72-126	0	30				
4-Methyl-2-pentanone	80	80	63-123	0	30				
Methylene Chloride	100	100	79-120	1	30				
Naphthalene	84	84	52-125	0	30				
n-Propylbenzene	95	94	74-134	1	30				
Styrene	97	97	78-125	0	30				

*- Outside of specification

- (1) The result for one or both determinations was less than five times the LOQ.
- (2) The unspiked result was more than four times the spike added.

Quality Control Summary

 Client Name: Chevron
 Reported: 12/15/11 at 04:41 PM

Group Number: 1279328

Sample Matrix Quality Control

 Unspiked (UNSPK) = the sample used in conjunction with the matrix spike
 Background (BKG) = the sample used in conjunction with the duplicate

<u>Analysis Name</u>	<u>MS</u> <u>%REC</u>	<u>MSD</u> <u>%REC</u>	<u>MS/MSD</u> <u>Limits</u>	<u>RPD</u> <u>RPD</u>	<u>RPD</u> <u>MAX</u>	<u>BKG</u> <u>Conc</u>	<u>DUP</u> <u>Conc</u>	<u>DUP</u> <u>RPD</u>	<u>Dup RPD</u> <u>Max</u>
1,1,1,2-Tetrachloroethane	96	96	82-119	1	30				
1,1,2,2-Tetrachloroethane	92	90	72-128	2	30				
Tetrachloroethene	105	103	80-128	2	30				
Toluene	100	100	80-125	1	30				
1,2,3-Trichlorobenzene	86	88	69-119	3	30				
1,2,4-Trichlorobenzene	88	88	70-124	0	30				
1,1,1-Trichloroethane	101	101	80-143	1	30				
1,1,2-Trichloroethane	96	95	77-124	1	30				
Trichloroethene	101	101	88-133	0	30				
Trichlorofluoromethane	93	96	73-152	3	30				
1,2,3-Trichloropropane	92	91	76-118	1	30				
1,2,4-Trimethylbenzene	95	94	72-130	1	30				
1,3,5-Trimethylbenzene	93	93	72-131	0	30				
Vinyl Chloride	88	88	66-133	0	30				
m+p-Xylene	98	98	79-125	1	30				
o-Xylene	97	95	79-125	1	30				
Batch number: W113411AA Sample number(s): 6488908,6488910,6488914 UNSPK: 6488908									
Acetone	83	85	52-139	2	30				
t-Amyl methyl ether	90	92	75-122	2	30				
Benzene	104	104	80-126	0	30				
Bromobenzene	100	103	82-115	2	30				
Bromochloromethane	103	102	83-123	2	30				
Bromodichloromethane	95	96	78-125	1	30				
Bromoform	89	89	60-121	0	30				
Bromomethane	65	67	38-149	3	30				
2-Butanone	79	80	57-138	1	30				
t-Butyl alcohol	97	98	67-119	0	30				
n-Butylbenzene	90	92	73-128	2	30				
sec-Butylbenzene	94	95	79-125	1	30				
tert-Butylbenzene	94	93	81-121	1	30				
Carbon Disulfide	99	101	67-135	2	30				
Carbon Tetrachloride	105	104	81-138	0	30				
Chlorobenzene	102	102	87-124	0	30				
Chloroethane	74	74	51-145	0	30				
2-Chloroethyl Vinyl Ether	0*	0*	10-151	0	30				
Chloroform	102	102	81-134	0	30				
Chloromethane	80	82	67-154	1	30				
2-Chlorotoluene	98	99	82-118	2	30				
4-Chlorotoluene	98	98	84-122	0	30				
1,2-Dibromo-3-chloropropane	78	77	54-134	1	30				
Dibromochloromethane	94	94	74-116	0	30				
1,2-Dibromoethane	96	96	77-116	0	30				
Dibromomethane	99	99	83-119	0	30				
1,2-Dichlorobenzene	98	99	84-119	1	30				
1,3-Dichlorobenzene	98	100	86-121	2	30				
1,4-Dichlorobenzene	98	100	85-121	2	30				
Dichlorodifluoromethane	91	91	52-129	1	30				
1,1-Dichloroethane	99	99	84-129	0	30				
1,2-Dichloroethane	93	93	66-141	0	30				
1,1-Dichloroethene	111	114	85-142	2	30				
cis-1,2-Dichloroethene	136 (2)	241 (2)	85-125	4	30				
trans-1,2-Dichloroethene	109	115	87-126	3	30				

*- Outside of specification

- (1) The result for one or both determinations was less than five times the LOQ.
- (2) The unspiked result was more than four times the spike added.

Quality Control Summary

 Client Name: Chevron
 Reported: 12/15/11 at 04:41 PM

Group Number: 1279328

Sample Matrix Quality Control

 Unspiked (UNSPK) = the sample used in conjunction with the matrix spike
 Background (BKG) = the sample used in conjunction with the duplicate

<u>Analysis Name</u>	<u>MS %REC</u>	<u>MSD %REC</u>	<u>MS/MSD Limits</u>	<u>RPD</u>	<u>RPD MAX</u>	<u>BKG Conc</u>	<u>DUP Conc</u>	<u>DUP RPD</u>	<u>Dup RPD Max</u>
1,2-Dichloropropane	98	99	83-124	1	30				
1,3-Dichloropropane	93	95	81-120	2	30				
2,2-Dichloropropane	99	102	81-135	3	30				
1,1-Dichloropropene	103	105	86-137	2	30				
cis-1,3-Dichloropropene	93	92	75-125	1	30				
trans-1,3-Dichloropropene	90	91	74-119	0	30				
Ethanol	131	133	53-146	2	30				
Ethyl t-butyl ether	87	87	74-122	0	30				
Ethylbenzene	97	98	71-134	1	30				
Freon 113	114	115	89-148	1	30				
Hexachlorobutadiene	100	105	56-134	5	30				
2-Hexanone	80	81	55-127	1	30				
di-Isopropyl ether	87	88	70-129	1	30				
Isopropylbenzene	94	97	75-128	2	30				
p-Isopropyltoluene	94	96	76-123	1	30				
Methyl Tertiary Butyl Ether	92	93	72-126	2	30				
4-Methyl-2-pentanone	81	82	63-123	1	30				
Methylene Chloride	103	104	79-120	0	30				
Naphthalene	84	86	52-125	3	30				
n-Propylbenzene	96	98	74-134	2	30				
Styrene	98	98	78-125	1	30				
1,1,1,2-Tetrachloroethane	98	97	82-119	1	30				
1,1,2,2-Tetrachloroethane	90	92	72-128	3	30				
Tetrachloroethene	106	108	80-128	2	30				
Toluene	102	102	80-125	0	30				
1,2,3-Trichlorobenzene	87	91	69-119	4	30				
1,2,4-Trichlorobenzene	90	93	70-124	4	30				
1,1,1-Trichloroethane	103	102	80-143	1	30				
1,1,2-Trichloroethane	97	97	77-124	0	30				
Trichloroethene	172 (2)	438 (2)	88-133	6	30				
Trichlorofluoromethane	99	99	73-152	0	30				
1,2,3-Trichloropropane	93	92	76-118	0	30				
1,2,4-Trimethylbenzene	95	96	72-130	1	30				
1,3,5-Trimethylbenzene	95	96	72-131	1	30				
Vinyl Chloride	90	96	66-133	4	30				
m+p-Xylene	99	100	79-125	1	30				
o-Xylene	96	97	79-125	1	30				

Batch number: 113420016A	Sample number(s): 6488902,6488904,6488906,6488908,6488910,6488912 UNSPK: P488869
Ethane	64 63 34-153 3 20
Ethene	77 74 35-162 4 20
Methane	-949 -849 35-157 8 20
	(2) (2)

Batch number: 113410002A	Sample number(s): 6488902,6488904,6488906,6488908,6488910,6488912 UNSPK: P487597
Total TPH	69 73 26-138 5 20

Batch number: 113405716001	Sample number(s): 6488905,6488907,6488909,6488911,6488913 UNSPK: P489763 BKG: P489763
Iron	108 70-130 294 174 51* (1) 20
Manganese	99 70-130 561 550 2 20

Batch number: 113405716002	Sample number(s): 6488903 UNSPK: P487601 BKG: P487601
----------------------------	---

*- Outside of specification

- (1) The result for one or both determinations was less than five times the LOQ.
- (2) The unspiked result was more than four times the spike added.

Quality Control Summary

 Client Name: Chevron
 Reported: 12/15/11 at 04:41 PM

Group Number: 1279328

Sample Matrix Quality Control

 Unspiked (UNSPK) = the sample used in conjunction with the matrix spike
 Background (BKG) = the sample used in conjunction with the duplicate

<u>Analysis Name</u>	<u>MS</u> <u>%REC</u>	<u>MSD</u> <u>%REC</u>	<u>MS/MSD</u> <u>Limits</u>	<u>RPD</u> <u>RPD</u>	<u>BKG</u> <u>Conc</u>	<u>DUP</u> <u>Conc</u>	<u>DUP</u> <u>RPD</u>	<u>Dup RPD</u> <u>Max</u>
Iron	98		70-130		84.2	102	19 (1)	20
Manganese	96		70-130		927	952	3	20
Batch number: 11337373601B	Sample number(s): 6488902,6488904,6488906,6488908,6488910,6488912 UNSPK: P489037 BKG: P489037							
Nitrate Nitrogen	94		90-110		N.D.	N.D.	0 (1)	20
Sulfate	85*		90-110		N.D.	N.D.	0 (1)	20
Batch number: 11341049501A	Sample number(s): 6488902,6488904 UNSPK: P488498 BKG: P488498							
Total Organic Carbon	104		63-142		2,800	2,500	10* (1)	3
Batch number: 11341049501B	Sample number(s): 6488906,6488908,6488910,6488912 UNSPK: 6488906 BKG: 6488906							
Total Organic Carbon	103		63-142		1,500	1,400	10* (1)	3
Batch number: 11341020201B	Sample number(s): 6488902,6488904,6488906 UNSPK: P487597 BKG: P488887							
Alkalinity to pH 4.5	97	97	73-121	0	5	260,000	261,000	0
Alkalinity to pH 8.3						N.D.	N.D.	0 (1)
Batch number: 11341020202B	Sample number(s): 6488908,6488910,6488912 UNSPK: P488511 BKG: 6488908							
Alkalinity to pH 4.5	97	97	73-121	0	5	178,000	175,000	2
Alkalinity to pH 8.3						N.D.	N.D.	0 (1)
Batch number: 11341023001A	Sample number(s): 6488902,6488904,6488906,6488908,6488910,6488912 UNSPK: P487597 BKG: P487597							
Sulfide	109	99	50-130	9	10	N.D.	N.D.	0 (1)

Surrogate Quality Control

Surrogate recoveries which are outside of the QC window are confirmed unless attributed to dilution or otherwise noted on the Analysis Report.

Analysis Name: VOCs by 8260B(Extended) -Water

Batch number: W113402AA

	Dibromofluoromethane	1,2-Dichloroethane-d4	Toluene-d8	4-Bromofluorobenzene
6488902	102	102	96	92
6488904	102	105	97	92
6488906	102	104	97	92
Blank	99	103	99	93
LCS	101	103	100	97
MS	101	105	100	97
MSD	100	101	99	97

Limits: 80-116 77-113 80-113 78-113

Analysis Name: VOCs by 8260B(Extended) -Water

Batch number: W113411AA

	Dibromofluoromethane	1,2-Dichloroethane-d4	Toluene-d8	4-Bromofluorobenzene
6488908	102	102	98	93

*- Outside of specification

- (1) The result for one or both determinations was less than five times the LOQ.
- (2) The unspiked result was more than four times the spike added.

Quality Control Summary

 Client Name: Chevron
 Reported: 12/15/11 at 04:41 PM

Group Number: 1279328

Surrogate Quality Control

6488910	100	104	98	94
6488914	101	103	98	93
Blank	101	102	97	92
LCS	101	102	99	97
MS	101	105	99	96
MSD	101	103	99	97

Limits: 80-116 77-113 80-113 78-113

Analysis Name: VOCs by 8260B(Extended) -Water

Batch number: W113421AA

	Dibromofluoromethane	1,2-Dichloroethane-d4	Toluene-d8	4-Bromofluorobenzene
6488912	101	103	97	92
Blank	101	104	98	92
LCS	102	104	98	95
LCSD	102	105	98	95

Limits: 80-116 77-113 80-113 78-113

Analysis Name: TPH-GRO N. CA water C6-C12

Batch number: 11347A07A

Trifluorotoluene-F

6488902	106
6488904	108
6488906	112
6488908	134
6488910	106
6488912	103
6488914	109
Blank	104
LCS	120
LCSD	116

Limits: 63-135

Analysis Name: Custom TPH with Ranges (Water)

Batch number: 113410002A

	Chlorobenzene	Orthoterphenyl
6488902	59	66
6488904	53	73
6488906	62	79
6488908	58	70
6488910	57	75
6488912	51	68
Blank	56	78
LCS	98	95
MS	61	78
MSD	75	81

Limits: 28-152 52-131

Analysis Name: Volatile Headspace Hydrocarbon

Batch number: 113420016A

Propene

*- Outside of specification

- (1) The result for one or both determinations was less than five times the LOQ.
- (2) The unspiked result was more than four times the spike added.

Quality Control Summary

Client Name: Chevron
Reported: 12/15/11 at 04:41 PM

Group Number: 1279328

Surrogate Quality Control

6488902	61
6488904	61
6488906	56
6488908	57
6488910	59
6488912	63
Blank	110
LCS	113
MS	50
MSD	49

Limits: 42-131

*- Outside of specification

- (1) The result for one or both determinations was less than five times the LOQ.
- (2) The unspiked result was more than four times the spike added.

Chevron California Region Analysis Request/Chain of Custody



120211-89
120211-89AS

For Lancaster Laboratories use only
 Act. #: 11964 Sample #: 6488902-14 SCR#: 252904
 C# 1279328

Facility #: 206265
 Site Address: 1520 Powell Street, Emeryville, CA
 Chevron PM: Stephanie McKeena Lead Consultant: ARCADIS
 Consultant/Office: ARCADIS/Walnut Creek, 2999 Oak Rd, Suite 300
 Consultant Prj. Mgr.: Jennifer Wagner
 Consultant Phone #: 925.296.7889 Fax #: 925.274.1103
 Sampler: Loretta Kwong / Sheida Kalbassi
 Service Order #: Non SAR:

Analyses Requested									
Preservation Codes									
<input type="checkbox"/>	<input type="checkbox"/>	<input type="checkbox"/>	<input type="checkbox"/>	<input type="checkbox"/>	<input type="checkbox"/>	<input type="checkbox"/>	<input type="checkbox"/>	<input type="checkbox"/>	<input type="checkbox"/>
<input type="checkbox"/>	<input type="checkbox"/>	<input type="checkbox"/>	<input type="checkbox"/>	<input type="checkbox"/>	<input type="checkbox"/>	<input type="checkbox"/>	<input type="checkbox"/>	<input type="checkbox"/>	<input type="checkbox"/>
<input type="checkbox"/>	<input type="checkbox"/>	<input type="checkbox"/>	<input type="checkbox"/>	<input type="checkbox"/>	<input type="checkbox"/>	<input type="checkbox"/>	<input type="checkbox"/>	<input type="checkbox"/>	<input type="checkbox"/>
<input type="checkbox"/>	<input type="checkbox"/>	<input type="checkbox"/>	<input type="checkbox"/>	<input type="checkbox"/>	<input type="checkbox"/>	<input type="checkbox"/>	<input type="checkbox"/>	<input type="checkbox"/>	<input type="checkbox"/>
<input type="checkbox"/>	<input type="checkbox"/>	<input type="checkbox"/>	<input type="checkbox"/>	<input type="checkbox"/>	<input type="checkbox"/>	<input type="checkbox"/>	<input type="checkbox"/>	<input type="checkbox"/>	<input type="checkbox"/>
<input type="checkbox"/>	<input type="checkbox"/>	<input type="checkbox"/>	<input type="checkbox"/>	<input type="checkbox"/>	<input type="checkbox"/>	<input type="checkbox"/>	<input type="checkbox"/>	<input type="checkbox"/>	<input type="checkbox"/>
<input type="checkbox"/>	<input type="checkbox"/>	<input type="checkbox"/>	<input type="checkbox"/>	<input type="checkbox"/>	<input type="checkbox"/>	<input type="checkbox"/>	<input type="checkbox"/>	<input type="checkbox"/>	<input type="checkbox"/>
<input type="checkbox"/>	<input type="checkbox"/>	<input type="checkbox"/>	<input type="checkbox"/>	<input type="checkbox"/>	<input type="checkbox"/>	<input type="checkbox"/>	<input type="checkbox"/>	<input type="checkbox"/>	<input type="checkbox"/>
<input type="checkbox"/>	<input type="checkbox"/>	<input type="checkbox"/>	<input type="checkbox"/>	<input type="checkbox"/>	<input type="checkbox"/>	<input type="checkbox"/>	<input type="checkbox"/>	<input type="checkbox"/>	<input type="checkbox"/>

Preservative Codes

H = HCl T = Thiosulfate
 N = HNO₃ B = NaOH
 S = H₂SO₄ O = Other

J value reporting needed
 Must meet lowest detection limits possible for 8260 compounds

8021 MTBE Confirmation
 Confirm highest hit by 8260
 Confirm all hits by 8260
 Run ___ oxy's on highest hit
 Run ___ oxy's on all hits

Field Point Name	Matrix	Repeat Sample	Top Depth	Year Month Day	Time Collected	New Field Pt.	Grab	Composite	Total Number of Containers	BTEX + MTBE 8260	TPH 8015 MOD GRO	EPH 8015 MOD DRO	8260 full scan	Oxygenates	Lead 7420	Methane, Ethane, Ethanol, Propane	Alkalinity + Carbonate	1-2 Metals Fe/Mn DataZ	Sulfate-Nitrate Nitrogen	Sulfide	TOC
MW-X2	W			2011 12 2	0845		X		16	X	X	X				X	X	X	X	X	X
MW-X8	W			2011 12 2	0955		X		16	X	X	X				X	X	X	X	X	X
MW-18	W			2011 12 2	1050		X		16	X	X	X				X	X	X	X	X	X
MW-X3	W			2011 12 2	1230		X		16	X	X	X				X	X	X	X	X	X
BD-1	W			2011 12 2	—		X		16	X	X	X				X	X	X	X	X	X
EB-20111202	W			2011 12 2	1300		X		16	X	X	X				X	X	X	X	X	X
TB-20111202	W			2011 12 2	—		X		2	X	X	X				X	X	X	X	X	X

Comments / Remarks
 * Field Filtered

Turnaround Time Requested (TAT) (please circle)

STD. TAT 72 hour 48 hour
 24 hour 4 day 5 day

Data Package Options (please circle if required)

QC Summary Type I - Full
 Type VI (Raw Data) Coelt Deliverable not needed
 WIP (RWQCB)
 Disk

Relinquished by: <u>[Signature]</u>	Date: <u>12/11/11</u>	Time: <u>1235</u>	Received by: <u>[Signature]</u>	Date: <u>12/11/11</u>	Time: <u>1335</u>
Relinquished by: <u>[Signature]</u>	Date: <u>DEC 11</u>	Time: <u>1636</u>	Received by: <u>FEDEX</u>		
Relinquished by: _____	Date: _____	Time: _____	Received by: _____	Date: _____	Time: _____
Relinquished by Commercial Carrier: <u>UPS</u> <u>FedEx</u> Other _____			Received by: <u>[Signature]</u>	Date: <u>12/11/11</u>	Time: <u>0900</u>
Temperature Upon Receipt: <u>13.25</u> °C			Custody Seals Intact? <u>Yes</u> No		

Explanation of Symbols and Abbreviations

The following defines common symbols and abbreviations used in reporting technical data:

RL	Reporting Limit	BMQL	Below Minimum Quantitation Level
N.D.	none detected	MPN	Most Probable Number
TNTC	Too Numerous To Count	CP Units	cobalt-chloroplatinate units
IU	International Units	NTU	nephelometric turbidity units
umhos/cm	micromhos/cm	ng	nanogram(s)
C	degrees Celsius	F	degrees Fahrenheit
meq	milliequivalents	lb.	pound(s)
g	gram(s)	kg	kilogram(s)
ug	microgram(s)	mg	milligram(s)
ml	milliliter(s)	l	liter(s)
m3	cubic meter(s)	ul	microliter(s)
<	less than - The number following the sign is the <u>limit of quantitation</u> , the smallest amount of analyte which can be reliably determined using this specific test.		
>	greater than		
J	estimated value – The result is \geq the Method Detection Limit (MDL) and $<$ the Limit of Quantitation (LOQ).		
ppm	parts per million - One ppm is equivalent to one milligram per kilogram (mg/kg), or one gram per million grams. For aqueous liquids, ppm is usually taken to be equivalent to milligrams per liter (mg/l), because one liter of water has a weight very close to a kilogram. For gases or vapors, one ppm is equivalent to one microliter of gas per liter of gas.		
ppb	parts per billion		
Dry weight basis	Results printed under this heading have been adjusted for moisture content. This increases the analyte weight concentration to approximate the value present in a similar sample without moisture. All other results are reported on an as-received basis.		

U.S. EPA CLP Data Qualifiers:

Organic Qualifiers	Inorganic Qualifiers
A TIC is a possible aldol-condensation product	B Value is $<$ CRDL, but \geq IDL
B Analyte was also detected in the blank	E Estimated due to interference
C Pesticide result confirmed by GC/MS	M Duplicate injection precision not met
D Compound quantitated on a diluted sample	N Spike sample not within control limits
E Concentration exceeds the calibration range of the instrument	S Method of standard additions (MSA) used for calculation
N Presumptive evidence of a compound (TICs only)	U Compound was not detected
P Concentration difference between primary and confirmation columns $>$ 25%	W Post digestion spike out of control limits
U Compound was not detected	* Duplicate analysis not within control limits
X,Y,Z Defined in case narrative	+ Correlation coefficient for MSA $<$ 0.995

Analytical test results meet all requirements of NELAC unless otherwise noted under the individual analysis.

Measurement uncertainty values, as applicable, are available upon request.

Tests results relate only to the sample tested. Clients should be aware that a critical step in a chemical or microbiological analysis is the collection of the sample. Unless the sample analyzed is truly representative of the bulk of material involved, the test results will be meaningless. If you have questions regarding the proper techniques of collecting samples, please contact us. We cannot be held responsible for sample integrity, however, unless sampling has been performed by a member of our staff. This report shall not be reproduced except in full, without the written approval of the laboratory.

WARRANTY AND LIMITS OF LIABILITY - In accepting analytical work, we warrant the accuracy of test results for the sample as submitted. THE FOREGOING EXPRESS WARRANTY IS EXCLUSIVE AND IS GIVEN IN LIEU OF ALL OTHER WARRANTIES, EXPRESSED OR IMPLIED. WE DISCLAIM ANY OTHER WARRANTIES, EXPRESSED OR IMPLIED, INCLUDING A WARRANTY OF FITNESS FOR PARTICULAR PURPOSE AND WARRANTY OF MERCHANTABILITY. IN NO EVENT SHALL LANCASTER LABORATORIES BE LIABLE FOR INDIRECT, SPECIAL, CONSEQUENTIAL, OR INCIDENTAL DAMAGES INCLUDING, BUT NOT LIMITED TO, DAMAGES FOR LOSS OF PROFIT OR GOODWILL REGARDLESS OF (A) THE NEGLIGENCE (EITHER SOLE OR CONCURRENT) OF LANCASTER LABORATORIES AND (B) WHETHER LANCASTER LABORATORIES HAS BEEN INFORMED OF THE POSSIBILITY OF SUCH DAMAGES. We accept no legal responsibility for the purposes for which the client uses the test results. No purchase order or other order for work shall be accepted by Lancaster Laboratories which includes any conditions that vary from the Standard Terms and Conditions, and Lancaster hereby objects to any conflicting terms contained in any acceptance or order submitted by client.

ARCADIS

Attachment C

Analytical Results for
Monitored Natural Attenuation
Parameters

APPENDIX C
ANALYTICAL RESULTS FOR MONITORED NATURAL ATTENUATION PARAMETERS
Former Chevron Asphalt Plant and Bulk Terminal #206265
1520 Powell Street
Emeryville, California

WELL ID/ DATE	Ethane (ug/L)	Ethene (ug/L)	Methane (ug/L)	Nitrate (ug/L)	Sulfate (ug/L)	TOC (ug/L)	Alkalinity (<4.5) (ug/L)	Alkalinity (<8.3) (ug/L)	Bicarbonate Alkalinity (ug/L)	Sulfide (ug/L)	Iron (ug/L)	Manganese (ug/L)
MWX-2												
06/24/09	--	--	--	--	--	--	--	--	--	--	--	--
10/27/09	--	--	--	--	--	--	--	--	--	--	--	--
5/19/2010	22	1.9	830	1,000	18,000	4,800	152,000	<460	152,000	<54	475	2,150
10/27/10	<1.0	<1.0	<5.0	1,000	28,900	19,700	69,300	<460	69,300	<54	<52.2	202
06/09/11	8.9	<1.0	220	1,200	21,200	8,500	95,600	<460	95,600	<54	<14.1	151
12/02/2011	4.3	<1.0	96	1,700	22,600	7,100	106,000	<460	106,000	<54	<14.1	15.6
MWX-3												
06/24/09	--	--	--	--	--	--	--	--	--	--	--	--
10/27/09	--	--	--	--	--	--	--	--	--	--	--	--
5/19/2010	<1.0	<1.0	13	6,200	41,300	4,500	187,000	<460	187,000	<54	<52.2	37.3
10/27/10	<1.0	<1.0	15	7,200	47,700	8,800	19,800	<460	198,000	<54	<52.2	46.9
06/07/11	<1.0	<1.0	16	5,400	57,800	5,100	168,000	<460	168,000	<54	<52.2	52.2
12/02/2011	1.5	<1.0	29	5,600	64,300	5,900	178,000	<460	178,000	<54	<14.1	39.3
MWX-6												
06/24/09	--	--	--	--	--	--	--	--	--	--	--	--
10/27/09	--	--	--	--	--	--	--	--	--	--	--	--
5/20/2010	<1.0	<1.0	270	<250	22,300	5,200	225,000	<460	225,000	<54	<52.2	1,360
10/26/10	<1.0	<1.0	110	<250	23,900	4,900	244,000	<460	244,000	<54	195	1,590
06/08/11	<1.0	<1.0	170	<250	31,800	5,800	209,000	<460	209,000	<54	92.4	1,330
11/30/2011	<1.0	<1.0	180	<250	22,700	5,100	231,000	<460	231,000	<54	201	1,570
MWX-8												
06/24/09	--	--	--	--	--	--	--	--	--	--	--	--
10/27/09	--	--	--	--	--	--	--	--	--	--	--	--
5/18/2010	<1.0	<1.0	5.3	340	24,200	3,200	131,000	<460	131,000	<54	<52.2	17.3
10/27/10	1.1	<1.0	22	390	26,700	6,300	115,000	<460	115,000	<54	<52.2	26.3
06/08/11	<1.0	<1.0	<5	1300	27,900	4,500	123,000	<460	123,000	<54	<52.2	13.7
12/02/2011	<1.0	<1.0	<5.0	1,300	19,500	3,800	114,000	<460	114,000	<54	<14.1	24.0
MWX-9												
06/24/09	--	--	--	--	--	--	--	--	--	--	--	--
10/27/09	--	--	--	--	--	--	--	--	--	--	--	--
5/20/2010	<1.0	<1.0	54	<250	26,500	4,700	246,000	<460	246,000	<54	<52.2	522
10/26/10	<1.0	<1.0	39	<250	25,000	4,700	271,000	<460	271,000	<54	<52.2	413
06/09/11	<1.0	<1.0	14	630	27,200	4,500	207,000	<460	207,000	<54	<14.1	262

APPENDIX C
ANALYTICAL RESULTS FOR MONITORED NATURAL ATTENUATION PARAMETERS
Former Chevron Asphalt Plant and Bulk Terminal #206265
1520 Powell Street
Emeryville, California

WELL ID/ DATE	Ethane (ug/L)	Ethene (ug/L)	Methane (ug/L)	Nitrate (ug/L)	Sulfate (ug/L)	TOC (ug/L)	Alkalinity (<4.5) (ug/L)	Alkalinity (<8.3) (ug/L)	Bicarbonate Alkalinity (ug/L)	Sulfide (ug/L)	Iron (ug/L)	Manganese (ug/L)
11/30/2011	<1.0	<1.0	31	<250	23,000	4,800	253,000	<460	253,000	<54	<14.1	482
MWX-10A												
06/24/09	--	--	--	--	--	--	--	--	--	--	--	--
10/27/09	--	--	--	--	--	--	--	--	--	--	--	--
5/20/2010	<1.0	<1.0	140	<250	68,500	8,100	244,000	<460	244,000	<54	<52.2	751
10/28/10	<1.0	<1.0	97	<250	101,000	11,300	201,000	<460	201,000	<54	<52.2	217
06/10/11	<1.0	<1.0	97	570	80,700	8,400	269,000	<460	269,000	<54	<14.1	538
12/01/2011	<1.0	<1.0	170	<250	60,100	7,700	272,000	<460	272,000	<54	84.2	927
MWX-11A												
06/24/09	NT	NT	NT	NT	NT	NT	NT	NT	NT	NT	NT	NT
10/27/09	NT	NT	NT	NT	NT	NT	NT	NT	NT	NT	NT	NT
5/20/2010	<1.0	<1.0	17	<250	73,300	8,200	411,000	<460	411,000	<54	<52.2	86.5
10/28/10	<1.0	<1.0	6.9	<250	83,300	13,200	377,000	<460	377,000	<54	<52.2	10.9
06/10/11	<1.0	<1.0	5.5	1,100	102,000	12,700	339,000	<460	339,000	<54	<14.1	164
11/30/2011	<1.0	<1.0	8.1	<250	87,500	10,400	410,000	<460	410,000	<54	<14.1	13.7
MW-17												
04/30/09	--	--	--	--	--	--	--	--	--	--	--	--
06/24/09	--	--	--	--	--	--	--	--	--	--	--	--
10/27/09	--	--	--	--	--	--	--	--	--	--	--	--
05/19/10	<1.0	<1.0	<5.0	1,900	48,000	1,800	118,000	<460	118,000	<54	<52.2	77.7
10/28/10	<1.0	<1.0	<5.0	2,100	48,900	1,900	111,000	<460	111,000	<54	<52.2	154
06/09/11	<1.0	<1.0	<5.0	2,700	51,100	1,800	112,000	<460	112,000	<54	<14.1	63.7
12/01/2011	<1.0	<1.0	<5.0	2,100	50,000	2,000	113,000	<460	113,000	<54	<14.1	91.1
MW-18												
04/30/09	--	--	--	--	--	--	--	--	--	--	--	--
06/24/09	--	--	--	--	--	--	--	--	--	--	--	--
10/27/09	--	--	--	--	--	--	--	--	--	--	--	--
05/18/10	<1.0	<1.0	<5.0	2,700	35,200	1,600	145,000	<460	145,000	<54	<52.2	16.0
10/27/10	<1.0	<1.0	<5.0	2,200	38,400	1,900	142,000	<460	142,000	<54	<52.2	41.5
06/07/11	<1.0	<1.0	<5.0	3,900	46,100	1,700	148,000	<460	148,000	<54	<52.2	6.2
12/02/2011	<1.0	<1.0	<5.0	2,600	38,500	1,500	155,000	<460	155,000	<54	<14.1	26.7
MW-19A												
04/30/09	--	--	--	--	--	--	--	--	--	--	--	--
06/24/09	--	--	--	--	--	--	--	--	--	--	--	--

APPENDIX C
ANALYTICAL RESULTS FOR MONITORED NATURAL ATTENUATION PARAMETERS
Former Chevron Asphalt Plant and Bulk Terminal #206265
1520 Powell Street
Emeryville, California

WELL ID/ DATE	Ethane (ug/L)	Ethene (ug/L)	Methane (ug/L)	Nitrate (ug/L)	Sulfate (ug/L)	TOC (ug/L)	Alkalinity (<4.5) (ug/L)	Alkalinity (<8.3) (ug/L)	Bicarbonate Alkalinity (ug/L)	Sulfide (ug/L)	Iron (ug/L)	Manganese (ug/L)
10/27/09	--	--	--	--	--	--	--	--	--	--	--	--
05/19/10	<1.0	<1.0	5.6	710	23,300	3,500	137,000	<460	137,000	<54	<52.2	5.7
10/27/10	<1.0	<1.0	6.1	1,400	19,600	11,000	122,000	<460	122,000	<54	<52.2	13.9
06/08/11	<1.0	<1.0	<5.0	1,600	19,500	6,300	105,000	<460	105,000	<54	<52.2	11.7
12/01/11	<1.0	<1.0	6.2	1,600	20,600	4,600	121,000	<460	121,000	<54	<14.1	18.3

NOTES:

TOC=total organic carbon -- = not tested Alkalinity (<4.5)=alkalinity to pH 4.5 Alkalinity (<8.3)=alkalinity to pH 8.3
(ug/L) = micrograms per liter

1. Methane, ethane, and ethene were analyzed by method RSK 175
2. Iron and manganese were analyzed by EPA Method 200.7
3. Metals sample was field filtered
4. Sulfate and nitrate nitrogen were analyzed by EPA Method 300.0
5. Sulfide was analyzed by SM4500S2-D
6. Bicarbonate and alkalinity were analyzed by EM2320B
7. Total organic carbon was analyzed by SM5310 C
8. MW-17 sample was duplicated and the higher reported concentration listed

ARCADIS

Attachment D

Historical Groundwater
Results

APPENDIX D
HISTORICAL GROUNDWATER ANALYTICAL RESULTS
Former Chevron Asphalt Plant and Bulk Terminal #206265
1520 Powell Street
Emeryville, California

WELL ID/ DATE	Fuel Related Hydrocarbon Compounds							Chlorinated Volatile Organic Compounds										
	TPH-G (µg/L)	BENZENE (µg/L)	TOLUENE (µg/L)	ETHYL BENZENE (µg/L)	XYLENE (µg/L)	MTBE (µg/L)	TPH-D (µg/L)	1,1-DCE (µg/L)	1,2-DCE (µg/L)	t-1,2-DCE (µg/L)	c-1,2-DCE (µg/L)	1,1-DCA (µg/L)	1,1,1-TCA (µg/L)	TCE (µg/L)	PCE (µg/L)	CF (µg/L)	VC (µg/L)	HVOCs (µg/L)
MWX-2																		
6/24/2009	--	--	--	--	--	--	--	<0.8	--	3	38	<1	<0.8	69	20	0.9	6	NA
10/27/09	--	--	--	--	--	--	--	--	--	--	--	--	--	--	--	--	--	--
5/19/2010	200	<0.5	<0.5	<0.5	<0.5	<0.5	240	0.9	--	5	230	<1	<0.8	43	130	<0.8	62	NA
10/27/10	420	<0.5	<0.5	<0.5	<0.5	<0.5	110	<0.8	--	2	150	<1	<0.8	48	760	<0.8	<1	NA
06/09/11	180	<0.5	<0.5	<0.5	<0.5	<0.5	330	<0.8	--	2	130	<1	<0.8	30	310	<0.8	8	NA
MWX-3																		
6/24/2009	--	--	--	--	--	--	--	2	--	22	670	3	<2	2,100	<2	<2	24	NA
10/27/09	--	--	--	--	--	--	--	--	--	--	--	--	--	--	--	--	--	--
5/19/2010	470	<0.5	<0.5	<0.5	<0.5	<0.5	93	<0.8	--	10	480	<1	<0.8	490	<0.8	<0.8	12	NA
10/27/10	440	<0.5	<0.5	<0.5	<0.5	<0.5	68	<0.8	--	8	500	<1	<0.8	330	<0.8	1	5	NA
06/07/11	590	<0.5	<0.5	<0.5	<0.5	<0.5	65	<0.8	--	14	630	<1	<0.8	430	<0.8	<0.8	8	NA
MWX-6																		
6/24/2009	--	--	--	--	--	--	--	<0.8	--	<0.8	1	<1	<0.8	<1	<0.8	<0.8	<1	NA
10/27/09	--	--	--	--	--	--	--	--	--	--	--	--	--	--	--	--	--	--
5/20/2010	<50	<0.5	<0.5	<0.5	<0.5	<0.5	85	<0.8	--	<0.8	2	<1	<0.8	<1	<0.8	<0.8	<1	NA
10/26/10	<50	<0.5	<0.5	<0.5	<0.5	<0.5	<51	<0.8	--	<0.8	2	<1	<0.8	<1	<0.8	<0.8	<1	NA
06/08/11	<50	<0.5	<0.5	<0.5	<0.5	<0.5	53	<0.8	--	<0.8	1	<1	<0.8	<1	<0.8	<0.8	<1	NA
MWX-8																		
6/24/2009	--	--	--	--	--	--	--	<0.8	--	3	84	<1	<0.8	64	260	<0.8	6	NA
10/27/09	--	--	--	--	--	--	--	--	--	--	--	--	--	--	--	--	--	--
5/18/2010	170	<0.5	<0.5	0.5	<0.5	<0.5	67	<0.8	--	3	91	<1	<0.8	67	260	<0.8	6	NA
10/27/10	270	<0.5	<0.5	<0.5	<0.5	<0.5	<49	<0.8	--	5	230	<1	<0.8	170	290	<0.8	19	NA
06/08/11	160	<0.5	<0.5	<0.5	<0.5	<0.5	<50	<0.8	--	4	100	<1	<0.8	49	280	<0.8	1	NA
MWX-9																		
6/24/2009	--	--	--	--	--	--	--	<0.8	--	1	37	<1	<0.8	17	9	<0.8	3	NA
10/27/09	--	--	--	--	--	--	--	--	--	--	--	--	--	--	--	--	--	--
5/20/2010	<50	<0.5	<0.5	<0.5	<0.5	<0.5	<50	<0.8	--	1	8	<1	<0.8	20	7	<0.8	<1	NA
10/26/10	<50	<0.5	<0.5	<0.5	<0.5	<0.5	<47	<0.8	--	1	21	<1	<0.8	18	5	<0.8	<1	NA
06/09/11	<50	<0.5	<0.5	<0.5	<0.5	<0.5	<48	<0.8	--	1	13	<1	<0.8	21	10	<0.8	<1	NA
MWX-10A																		
6/24/2009	--	--	--	--	--	--	--	<0.8	--	<0.8	2	<1	<0.8	17	<0.8	<0.8	<1	NA
10/27/09	--	--	--	--	--	--	--	--	--	--	--	--	--	--	--	--	--	--
5/20/2010	<50	<0.5	<0.5	<0.5	<0.5	<0.5	96	<0.8	--	<0.8	3	<1	<0.8	6	<0.8	<0.8	<1	NA
10/28/10	<50	<0.5	<0.5	<0.5	<0.5	<0.5	300	<0.8	--	<0.8	4	<1	<0.8	14	<0.8	<0.8	<1	NA
06/10/11	<50	<0.5	<0.5	<0.5	<0.5	<0.5	250	<0.8	--	<0.8	3	<1	<0.8	5	<0.8	<0.8	<1	NA
MWX-11A																		
6/24/2009	--	--	--	--	--	--	--	<0.8	--	<0.8	2	<1	<0.8	3	<0.8	<0.8	<1	NA
10/27/09	--	--	--	--	--	--	--	--	--	--	--	--	--	--	--	--	--	--
5/20/2010	<50	<0.5	<0.5	<0.5	<0.5	<0.5	110	<0.8	--	0.9	2	<1	<0.8	3	<0.8	<0.8	<1	NA
10/28/10	<50	<0.5	<0.5	<0.5	<0.5	<0.5	66	<0.8	--	<0.8	2	<1	1	4	<0.8	<0.8	<1	NA
06/10/11	<50	<0.5	<0.5	<0.5	<0.5	<0.5	250	<0.8	--	4	8	<1	<0.8	11	<0.8	<0.8	<1	NA
MW-17																		
03/21/90	<50	<0.3	<0.3	<0.3	<0.6	--	--	<0.2	5.2	--	--	0.7	1.3	32	11	1.1	<1.0	--
06/19/90	<50	<0.3	<0.3	<0.3	<0.6	--	--	<0.2	3.1	--	--	<0.5	1.0	38	13	1.2	<1.0	--
09/20/90	<50	<0.3	<0.3	<0.3	<0.6	--	--	<0.2	2.4	--	--	<0.5	1.4	44	16	2.8	<1.0	--
12/28/90	<50	<0.5	<0.5	<0.5	<0.5	--	--	<0.5	--	<0.5	2.0	<0.5	0.6	34	15	2.0	<1.0	--
05/10/91	<50	<0.5	<0.5	<0.5	0.8	--	--	<0.5	--	<0.5	3.0	<0.5	0.6	37	14	1.0	<1.0	ND

APPENDIX D
HISTORICAL GROUNDWATER ANALYTICAL RESULTS
Former Chevron Asphalt Plant and Bulk Terminal #206265
1520 Powell Street
Emeryville, California

WELL ID/ DATE	Fuel Related Hydrocarbon Compounds							Chlorinated Volatile Organic Compounds										
	TPH-G (µg/L)	BENZENE (µg/L)	TOLUENE (µg/L)	ETHYL BENZENE (µg/L)	XYLENE (µg/L)	MTBE (µg/L)	TPH-D (µg/L)	1,1-DCE (µg/L)	1,2-DCE (µg/L)	t-1,2-DCE (µg/L)	c-1,2-DCE (µg/L)	1,1-DCA (µg/L)	1,1,1-TCA (µg/L)	TCE (µg/L)	PCE (µg/L)	CF (µg/L)	VC (µg/L)	HVOCs (µg/L)
MW-17 (cont)																		
08/08/91	82	1.9	2.5	0.9	5.4	--	--	<0.5	--	<0.5	2.5	<0.5	<0.5	69	15	0.9	<1.0	ND
11/27/91	<50	<0.5	<0.5	<0.5	<0.5	--	--	<0.5	--	<0.5	13	<0.5	<0.5	59	14	2.4	<1.0	ND
01/29/92	<50	<0.5	0.9	<0.5	0.5	--	--	<0.5	--	<0.5	2.9	<0.5	0.8	35	15	1.1	<1.0	ND
03/26/92	<50	<0.5	<0.5	<0.5	<0.5	--	--	<0.5	--	<0.5	1.5	<0.5	0.7	41	12	0.6	<1.0	ND
07/23/92	<50	<0.5	<0.5	<0.5	<0.5	--	--	<0.5	--	<0.5	1.1	<0.5	<0.5	31	14	0.8	<0.5	<0.5
10/28/92	78	1.0	7.1	1.4	6.5	--	--	<0.5	--	<0.5	1.6	<0.5	<0.5	42	11	0.8	<1.0	ND
05/04/93	60	0.8	1.7	1.1	3.0	--	--	<0.5	--	<0.5	1.1	<0.5	<0.5	26	12	0.6	<1.0	<0.5
01/05/94	<50	<0.5	0.7	<0.5	<0.5	--	--	<0.5	--	<0.5	1.1	<0.5	<0.5	25	13	0.8	<1.0	<0.5
05/13/94	<50	<0.5	<0.5	<0.5	<0.5	--	--	<0.5	--	<0.5	1.0	<0.5	0.6	23	13	<0.5	<0.5	<0.5-<1.0
10/24/94	<50	<0.5	<0.5	<0.5	<0.5	--	--	<0.5	--	<0.5	1.4	<0.5	<0.5	26	13	<0.5	<0.5	<0.5-<1.0
04/19/95	<50	<0.5	<0.5	<0.5	<0.5	--	--	<0.5	--	<0.5	0.9	<0.5	1.1	21	12	1.2	<0.5	<0.5
11/06/95	<50	<0.5	<0.5	<0.5	<5.0	--	--	<1.0	--	<1.0	1.1	<1.0	<1.0	29	13	<1.0	<1.0	ND
04/26/96	<50	<0.5	<0.5	<0.5	<5.0	--	--	<0.5	--	<0.5	0.8	<0.5	1.2	24	11	0.6	<0.8	<0.5-<5.0
10/10/96	<50	<0.5	<0.5	<0.5	<0.5	<5.0	--	<0.5	--	<0.5	1.5	<0.5	0.9	31	15	0.6	<0.8	ND
04/22/97	<50	<0.5	<0.5	<0.5	<0.5	<5.0	--	<0.5	--	<0.5	1.2	<0.5	1.7	21	11	<0.5	<0.8	ND
10/16/97	<50	<0.5	<0.5	<0.5	<0.5	<5.0	--	<1.0	--	<1.0	1.1	<1.0	1.2	21	7.9	<1.0	<0.5	ND
05/04/98	<50	<0.5	<0.5	<0.5	<0.5	<2.5	--	<0.5	--	<0.5	1.4	<0.5	2.1	20	11	0.58	<1.0	ND
11/04/99	<50	<0.5	<0.5	<0.5	<0.5	<2.5	--	<0.5	--	<0.5	<0.5	<0.5	<0.5	15.4	7.75	<0.5	<0.5	ND
04/13/00	<50	<0.50	<0.50	<0.50	<0.50	<2.5	--	<1.0	--	<1.0	<1.0	<1.0	<1.0	14	8.7	<1.0	<1.0	-- ²¹
10/05/00	<50	<0.50	<0.50	<0.50	<0.50	<2.5	--	<1.0	--	<1.0	<1.0	<1.0	<1.0	18	11	<1.0	<1.0	-- ²¹
04/23/01	<50	<0.50	<0.50	<0.50	<0.50	<2.5	--	<1.0	--	<1.0	<1.0	<1.0	<1.0	10	5.7	<1.0	<1.0	-- ²¹
10/04/01	<50	<0.50	<0.50	<0.50	<1.5	<2.5	--	<1	--	<1	<1	<1	<1	14	8	<1	<1	-- ²¹
04/01/02	<50	<0.50	<0.50	<0.50	<1.5	<2.5	--	<1	--	<1	<1	<1	<1	10	6	<1	<1	-- ²¹
10/19/02	<50	<0.50	<0.50	<0.50	<1.5	<2.5	--	<1	--	<1	<1	<1	<1	15	8	<1	<1	<1-<2.0
04/16/03	<50	<0.5	<0.5	<0.5	<1.5	<2.5	--	<0.8	--	<0.8	<0.8	<1	<0.8	11	7	<0.8	<1	<0.8-<2
10/29/03 ¹²	<50	<0.5	<0.5	<0.5	<1	<0.5	--	<0.8	--	<0.8	<0.8	<1	<0.8	15	9	<0.8	<1	<0.5-<2
04/01/04 ¹²	<50	<0.5	<0.5	<0.5	<1	<0.5	--	<0.8	--	<0.8	<0.8	<1	<0.8	12	8	<0.8	<1	<0.5-<2
10/01/04 ¹²	<50	<0.5	<0.7	<0.8	<1.6	<0.5	--	<0.8	--	<0.8	1	<1	<0.8	13	7	0.9	<1	<0.5-<2
04/08/05 ¹²	<50	<0.5	<0.5	<0.5	<1.0	<0.5	--	<0.8	--	<0.8	2	<1	<0.8	10	7	<0.8	<1	<0.5-<2
10/20/05 ¹²	<50	<0.5	<0.5	<0.5	<1.0	<0.5	--	<0.8	--	<0.8	3	<0.5	<0.8	12	6	0.9	<1	<0.5-<2
04/20/06 ¹²	<50	<0.5	<0.5	<0.5	<1.0	<0.5	--	<0.8	--	<0.8	1	<1	<0.8	10	5	<0.8	<1	<0.8-<2
10/25/06 ¹²	<50	<0.5	<0.5	<0.5	<1.0	<0.5	--	<0.8	--	<0.8	3	<1	<0.8	14	6	<0.8	<1	<0.8-<2
04/13/07 ¹²	<50	<0.5	<0.5	<0.5	<1.0	<0.5	--	<0.8	--	<0.8	2	<1	<0.8	9	6	<0.8	<1	<0.8-<2
10/19/07 ¹²	<50	<0.5	<0.5	<0.5	<1.0	<0.5	--	<0.8	--	<0.8	3	<1	<0.8	12	6	<0.8	<1	<0.8-<2
04/11/08 ¹²	<50	<0.5	<0.5	<0.5	<1.0	<0.5	--	<0.8	--	<0.8	2	<1	<0.8	8	5	<0.8	<1	<0.5-<2
10/17/08 ¹²	<50	<0.5	<0.5	<0.5	<1.0	<0.5	--	<0.8	--	<0.8	3	<1	<0.8	14	6	<0.8	<1	<0.8-<2
04/30/09	<50	<0.5	<0.5	<0.5	<0.5	<0.5	--	<0.8	--	<0.8	2	<1	<0.8	7	5	<0.8	<1	ND
06/24/09	--	--	--	--	--	--	--	<0.8	--	<0.8	2	<1	<0.8	8	4	<0.8	<1	NA
10/27/09	<50	<0.5	<0.5	<0.5	<0.5	<0.5	--	<0.8	--	<0.8	1	<1	<0.8	7	6	<0.8	<1	NA
05/19/10	<50	<0.5	<0.5	<0.5	<0.5	<0.5	<50	<0.8	--	<0.8	1	<1	<0.8	7	5	<0.8	<1	NA
10/28/10	<50	<0.5	<0.5	<0.5	<0.5	<0.5	<48	<0.8	--	<0.8	1	<1	<0.8	8	5	<0.8	<1	NA
06/09/11	<50	<0.5	<0.5	<0.5	<0.5	<0.5	<48	<0.8	--	<0.8	1	<1	<0.8	7	5	<0.8	<1	NA
MW-18																		
03/21/90	<50	<0.3	<0.3	<0.3	<0.6	--	--	<0.2	1.7	--	--	<0.5	2.4	33	20	0.9	<1.0	--
06/19/90	<50	<0.3	<0.3	<0.3	<0.6	--	--	<0.2	2.7	--	--	<0.5	0.9	63	20	0.73	<1.0	--
09/20/90	<50	<0.3	<0.3	<0.3	<0.6	--	--	<0.2	3.3	--	--	<0.5	1.6	76	25	1.7	<1.0	--
12/28/90	<50	<0.5	<0.5	<0.5	<0.5	--	--	<0.5	--	<0.5	2.0	<0.5	0.8	44	21	1.0	<1.0	--

APPENDIX D
HISTORICAL GROUNDWATER ANALYTICAL RESULTS
Former Chevron Asphalt Plant and Bulk Terminal #206265
1520 Powell Street
Emeryville, California

WELL ID/ DATE	Fuel Related Hydrocarbon Compounds							Chlorinated Volatile Organic Compounds										
	TPH-G (µg/L)	BENZENE (µg/L)	TOLUENE (µg/L)	ETHYL BENZENE (µg/L)	XYLENE (µg/L)	MTBE (µg/L)	TPH-D (µg/L)	1,1-DCE (µg/L)	1,2-DCE (µg/L)	t-1,2-DCE (µg/L)	c-1,2-DCE (µg/L)	1,1-DCA (µg/L)	1,1,1-TCA (µg/L)	TCE (µg/L)	PCE (µg/L)	CF (µg/L)	VC (µg/L)	HVOCs (µg/L)
MW-18 (cont)																		
05/10/91	<50	<0.5	<0.5	<0.5	<0.5	--	--	<0.5	--	<0.5	2.0	<0.5	0.7	47	20	2.0	<1.0	ND
08/08/91	52	<0.5	<0.5	<0.5	<0.5	--	--	<0.5	--	<0.5	2.0	<0.5	0.7	32	25	1.0	<1.0	ND
11/27/91	<50	0.6	1.5	0.6	2.1	--	--	<0.5	--	<0.5	3.6	<0.5	0.5	60	18	1.5	<1.0	ND
01/29/92	67	3.7	5.2	1.5	5.0	--	--	<5.0	--	<5.0	<5.0	<5.0	<5.0	67	17	<5.0	<10	ND
03/26/92	80	<0.5	<0.5	<0.5	0.8	--	--	<1.2	--	<1.2	6.4	<1.2	<1.2	130	19	1.7	<2.5	ND
07/23/92	50	1.3	2.1	0.5	3.0	--	--	<0.5	--	<0.5	3.0	<0.5	0.5	67	19	0.8	<0.5	<0.5
10/28/92	54	<0.5	1.3	<0.5	1.1	--	--	<0.5	--	<0.5	1.1	<0.5	<0.5	52	14	0.8	<1.0	ND
05/04/93	<50	<0.5	<0.5	<0.5	<1.5	--	--	<0.5	--	<0.5	1.9	<0.5	0.7	48	18	2.5	<1.0	ND ¹⁴
01/05/94	<50	<0.5	0.5	<0.5	0.6	--	--	<0.5	--	<0.5	4.0	<0.5	0.8	94	17	1.0	<1.0	<0.5
05/13/94	<50	<0.5	<0.5	<0.5	<0.5	--	--	<0.5	--	<0.5	0.8	<0.5	0.8	16	15	0.8	<0.5	<0.5-<1.0
10/24/94	<50	<0.5	<0.5	<0.5	<0.5	--	--	<0.5	--	<0.5	<0.5	<0.5	<0.5	22	15	1.2	<0.5	<0.5-<1.0
04/19/95	<50	<0.5	<0.5	<0.5	<0.5	--	--	<0.5	--	<0.5	2.2	<0.5	1.3	46	14	1.1	<0.5	ND ¹⁵
11/06/95	<50	<0.5	<0.5	<0.5	<0.5	<5.0	--	<1.0	--	<1.0	1.8	<1.0	1.2	45	18	<1.0	<1.0	ND
04/26/96	<50	<0.5	<0.5	<0.5	<0.5	<5.0	--	<0.5	--	0.9	2.8	<0.5	3.0	31	17	0.6	<0.8	<0.5-<5.0
10/10/96	PAVED OVER		--	--	--	--	--	--	--	--	--	--	--	--	--	--	--	--
04/22/97	<50	<0.5	<0.5	<0.5	<0.5	<5.0	--	<0.5	--	<0.5	1.7	<0.5	3.2	26	15	<0.5	<0.8	ND
10/16/97	<50	<0.5	<0.5	<0.5	<0.5	<5.0	--	<1.0	--	<1.0	1.0	<1.0	2.2	25	11	<1.0	<0.5	ND
05/04/98	<50	<0.5	<0.5	<0.5	<0.5	<0.5	--	1.1	--	1.7	4.5	2.5	3.1	40	<1.0	<1.0	<2.0	ND
10/05/00	<50	<0.50	<0.50	<0.50	<0.50	<2.5	--	<1.0	--	<1.0	<1.0	<1.0	<1.0	13	11	<1.0	<1.0	-- ²¹
10/27/98	<50	<0.5	<0.5	<0.5	<0.5	<2.5	--	<0.5	--	<0.5	0.77	<0.5	1.7	19	14	<0.5	<1.0	ND
04/15/99	<50	<0.5	<0.5	<0.5	<0.5	<5.0	--	<0.625	--	1.78	3.45	<0.625	2.29	27.4	14.5	0.908	<1.25	ND
11/04/99	<50	<0.5	<0.5	<0.5	<0.5	<2.5	--	<0.5	--	<0.5	<0.5	<0.5	1.51	18.5	10.2	<0.5	<0.5	ND
04/13/00	INACCESSIBLE ⁶		--	--	--	--	--	--	--	--	--	--	--	--	--	--	--	--
04/23/01	<50	<0.50	<0.50	<0.50	<0.50	<2.5	--	<1.0	--	<1.0	<1.0	<1.0	<1.0	10	9.3	<1.0	<1.0	-- ²¹
10/04/01	<50	<0.50	<0.50	<0.50	<1.5	<2.5	--	<1	--	<1	<1	<1	<1	13	11	<1	<1	-- ²¹
04/01/02	<50	<0.50	<0.50	<0.50	<1.5	<2.5	--	<1	--	<1	<1	<1	<1	10	9	<1	<1	-- ²¹
10/19/02	<50	<0.50	<0.50	<0.50	1.6	<2.5	--	<1	--	<1	<1	<1	<1	15	10	<1	<1	<1-<2.0
04/16/03	<50	<0.5	<0.5	<0.5	<1.5	<2.5	--	<0.8	--	<0.8	<0.8	<1	<0.8	9	9	<0.8	<1	<0.8-<2
10/29/03 ¹²	<50	<0.5	1	<0.5	0.7	1	--	<0.8	--	<0.8	1	<1	<0.8	20	9	<0.8	<1	<0.5-<2
04/01/04	INACCESSIBLE - VEHICLE PARKED OVER WELL					--	--	--	--	--	--	--	--	--	--	--	--	--
10/01/04	INACCESSIBLE - VEHICLE PARKED OVER WELL					--	--	--	--	--	--	--	--	--	--	--	--	--
04/08/05 ¹²	<50	<0.5	<0.5	<0.5	<1.0	<0.5	--	<0.8	--	<0.8	2	<1	<0.8	13	8	3	<1	<0.5-<2
10/20/05	INACCESSIBLE - VEHICLE PARKED OVER WELL					--	--	--	--	--	--	--	--	--	--	--	--	--
04/20/06 ¹²	<50	<0.5	<0.5	<0.5	<1.0	<0.5	--	<0.8	--	<0.8	3	<1	<0.8	27	7	<0.8	<1	<0.8-<2
10/25/06 ¹²	<50	<0.5	<0.5	<0.5	<1.0	<0.5	--	<0.8	--	<0.8	1	<1	<0.8	15	6	<0.8	<1	<0.8-<2
04/13/07 ¹²	<50	<0.5	<0.5	<0.5	<1.0	<0.5	--	<0.8	--	<0.8	1	<1	<0.8	15	7	<0.8	<1	<0.8-<2
10/19/07 ¹²	<50	<0.5	<0.5	<0.5	<1.0	<0.5	--	<0.8	--	<0.8	<0.8	<1	<0.8	9	6	<0.8	<1	<0.8-<2
04/11/08 ¹²	<50	<0.5	<0.5	<0.5	<1.0	<0.5	--	<0.8	--	<0.8	0.8	<1	<0.8	13	6	<0.8	<1	<0.5-<2
10/17/08 ¹²	<50	<0.5	<0.5	<0.5	<1.0	<0.5	--	<0.8	--	<0.8	<0.8	<1	<0.8	8	7	<0.8	<1	<0.5-<2
04/30/09	<50	<0.5	<0.5	<0.5	<0.5	<0.5	--	<0.8	--	<0.8	1	<1	<0.8	7	6	<0.8	<1	ND
06/24/09	--	--	--	--	--	--	--	<0.8	--	<0.8	1	<1	<0.8	8	6	<0.8	<1	NA
10/27/09	<50	<0.5	<0.5	<0.5	<0.5	<0.5	--	<0.8	--	<0.8	0.8	<1	<0.8	6	7	<0.8	<1	NA
05/18/10	<50	<0.5	<0.5	<0.5	<0.5	<0.5	<48	<0.8	--	<0.8	1	<1	<0.8	16	7	<0.8	<1	NA
10/27/10	<50	<0.5	<0.5	<0.5	<0.5	<0.5	<51	<0.8	--	<0.8	<0.8	<1	<0.8	10	7	<0.8	<1	NA
06/07/11	<50	<0.5	<0.5	<0.5	<0.5	<0.5	<48	<0.8	--	1	2	<1	<0.8	28	7	<0.8	<1	NA

**APPENDIX D
HISTORICAL GROUNDWATER ANALYTICAL RESULTS
Former Chevron Asphalt Plant and Bulk Terminal #206265
1520 Powell Street
Emeryville, California**

WELL ID/ DATE	Fuel Related Hydrocarbon Compounds							Chlorinated Volatile Organic Compounds										
	TPH-G (µg/L)	BENZENE (µg/L)	TOLUENE (µg/L)	ETHYL BENZENE (µg/L)	XYLENE (µg/L)	MTBE (µg/L)	TPH-D (µg/L)	1,1-DCE (µg/L)	1,2-DCE (µg/L)	t-1,2-DCE (µg/L)	c-1,2-DCE (µg/L)	1,1-DCA (µg/L)	1,1,1-TCA (µg/L)	TCE (µg/L)	PCE (µg/L)	CF (µg/L)	VC (µg/L)	HVOCs (µg/L)
MW-19A																		
11/06/95	420	<0.5	<0.5	<0.5	<0.5	<5.0	--	1.0	--	<1.0	110	<1.0	<1.0	160	1,500	<1.0	<1.0	ND
04/26/96	<50	<0.5	<0.5	<0.5	<0.5	<5.0	--	<5.0	--	<5.0	140	<5.0	<5.0	200	990	<5.0	<8.0	<5.0-<50
10/10/96	610 ²	<0.5	<0.5	<0.5	<0.5	21	--	<10	--	<10	110	<10	<10	150	1,500	<10	<16	ND
04/22/97	43 ²	<0.5	<0.5	<0.5	<0.5	<5.0	--	<5.0	--	7.1	85	9.1	<5.0	150	830	<5.0	<8.0	ND
10/16/97	380	<0.5	<0.5	<0.5	<0.5	22	--	1.6	--	6.9	100	5.5	<1.0	130	660	<1.0	4.2	ND ¹⁷
05/04/98	200 ²	<0.5	<0.5	<0.5	<0.5	<2.0	--	<10	--	13	80	<10	<10	230	500	<10	<20	ND
10/27/98	170 ²	<0.5	<0.5	<0.5	<0.5	12/<2.0 ⁷	--	<25	--	<25	70	<25	<25	80	910	<25	<50	ND
11/04/99	290	<0.5	<0.5	<0.5	<0.5	26.8/<0.5 ^{5,7}	--	<50	--	<50	<50	<50	<50	<50	209	<50	<50	ND
04/13/00	<50	<0.50	<0.50	<0.50	<0.50	<2.5	--	<25	--	<25	68	<25	<25	140	1,100	<25	<25	-- ²¹
10/05/00	130 ¹⁰	<0.50	<0.50	<0.50	<0.50	26/<2.0 ⁹	--	2.5	--	9.5	50	5.5	1	82	940	<1.0	5	-- ²²
04/23/01	100 ¹⁰	<0.50	<0.50	<0.50	<0.50	3.4/<2.0 ¹¹	--	1.6	--	9.9	100	5.2	<1.0	180	690	<1.0	1.6	-- ²¹
10/04/01	380	<0.50	<0.50	<0.50	<1.5	<2.5	--	2	--	11	61	4	<1	130	720	<1	3	-- ²³
04/01/02	310	<0.50	<0.50	<0.50	<1.5	<2.5	--	<1	--	7	71	2	<1	100	530	<1	2	-- ²⁴
10/19/02	300	<0.50	<0.50	<0.50	<1.5	<2.5	--	<1	--	8	44	1	<1	130	600	<1	2	<1-<3.0 ²⁵
04/16/03	280	<0.5	<0.5	<0.5	<1.5	<2.5	--	<0.8	--	6	69	<1	<0.8	82	570	<0.8	1	<0.8-2 ¹⁰
10/29/03 ¹²	330	<0.5	<0.5	<0.5	<1	<0.5	--	<0.8	--	8	47	1	<0.8	98	630	<0.8	2	<0.5-<2 ²⁶
04/01/04 ¹²	260	<0.5	<0.5	<0.5	<1	<0.5	--	<0.8	--	5	54	<1	<0.8	78	660	<0.8	<1	<0.5-<2
10/01/04 ¹²	260	<0.5	<0.7	<0.8	<1.6	<0.5	--	<0.8	--	8	46	<1	<0.8	95	540	<0.8	1	<0.5-<2 ²⁷
04/08/05 ¹²	190	<0.5	<0.5	<0.5	<1.0	<0.5	--	<0.8	--	4	48	<1	<0.8	51	370	<0.8	<1	<0.5-<2 ²⁸
10/20/05 ¹²	180	<0.5	<0.5	<0.5	<1.0	<0.5	--	<0.8	--	5	26	<1	<0.8	77	350	2	<1	<0.5-<2 ²⁹
04/20/06 ¹²	180	<0.5	<0.5	<0.5	<1.0	<0.5	--	<0.8	--	3	39	<1	<0.8	57	330	<0.8	2	<0.5-<2 ²⁹
10/25/06 ¹²	210	<0.5	<0.5	<0.5	<1.0	<0.5	--	<0.8	--	4	24	<1	<0.8	54	370	2	<1	<0.5-<2 ³⁰
04/13/07 ¹²	290	<0.5	<0.5	<0.5	<1.0	<0.5	--	<0.8	--	4	55	<1	<0.8	51	610	<0.8	<1	<0.5-<2 ³¹
10/19/07 ¹²	200	<0.5	<0.5	<0.5	<1.0	<0.5	--	<0.8	--	3	42	<1	<0.8	40	420	<0.8	<1	<0.8-<2 ³²
04/11/08 ¹²	300	<0.5	<0.5	<0.5	<1.0	<0.5	--	<0.8	--	3	37	<1	<0.8	41	540	<0.8	<1	<0.5-<2 ³¹
10/17/08 ¹²	240	<0.5	<0.5	<0.5	<1.0	<0.5	--	<0.8	--	5	22	<1	<0.8	71	440	1	<1	<0.5-<2 ²⁸
04/30/09	200	<0.5	<0.5	<0.5	<1.0	<0.5	--	<0.8	--	2	17	<1	<0.8	43	390	<0.8	<1	ND
06/24/09	--	--	--	--	--	--	--	<0.8	--	2	13	<1	<0.8	42	310	<0.8	<1	NA
10/27/09	<50	<0.5	<0.5	<0.5	<0.5	<0.5	--	<0.8	--	4	42	<1	<0.8	57	490	<0.8	<1	ND
05/19/10	200	<0.5	<0.5	<0.5	<0.5	<0.5	<50	<0.8	--	4	100	<1	<0.8	54	400	<0.8	2	NA
10/27/10	220	<0.5	<0.5	<0.5	<0.5	<0.5	56	<0.8	--	4	110	<1	<0.8	45	360	<0.8	2	NA
06/08/11	130	<0.5	<0.5	<0.5	<0.5	<0.5	<50	<0.8	--	3	54	<1	<0.8	26	290	<0.8	<1	NA
DECOMMISSIONED AND NOT MONITORED/SAMPLED WELLS																		
MW-1																		
04/26/85	--	99	--	--	6.0	--	--	--	--	--	--	--	--	--	--	--	--	--
09/11/87	--	63	--	--	--	--	--	--	--	--	--	--	--	--	--	--	--	--
07/07/88	<100	55	--	--	--	--	--	--	--	--	--	--	--	--	--	--	--	--
04/13/89	--	--	--	--	--	--	--	--	--	--	--	--	--	--	--	--	--	--
04/14/89	<5,000	34	<5.0	<5.0	<10	--	--	<5.0	--	19	720	<5.0	<5.0	11	<5.0	<20	340	ND ¹
07/31/89	7,000	57	1.2	<0.2	1.6	--	--	6.8	--	54	2,600	2.7	7.2	57	<0.2	<1.0	760	ND ²
12/08/89	--	26	0.4	0.9	2.0	--	--	4.3	2,700	--	--	1.7	1.4	59	<0.5	<0.5	520	--
03/21/90	3,500	120	9.0	3.0	3.0	--	--	7.1	7,000	--	--	2.1	1.1	130	<0.5	<0.5	1,100	--
06/19/90	2,700	100	<0.3	<0.3	7.0	--	--	12	6,100	--	--	3.1	<0.5	81	<0.5	<0.5	1,200	--
09/20/90	--	--	--	--	--	--	--	--	--	--	--	--	--	--	--	--	--	--
09/21/90	2,200	120	2.0	2.0	0.79	--	--	1.8	2,400	--	--	2.2	1.7	60	<0.5	<0.5	1,100	ND ³
12/28/90	720	44	2.0	<0.5	9.0	--	--	2.0	--	28	1,500	1.0	0.6	15	<0.5	<0.5	510	ND ⁴
05/10/91	530	47	2.0	0.5	8.0	--	--	10	--	69	5,500	2.0	<0.5	280	<0.5	<0.5	1,800	ND ⁵

APPENDIX D
HISTORICAL GROUNDWATER ANALYTICAL RESULTS
Former Chevron Asphalt Plant and Bulk Terminal #206265
1520 Powell Street
Emeryville, California

WELL ID/ DATE	Fuel Related Hydrocarbon Compounds							Chlorinated Volatile Organic Compounds										
	TPH-G (µg/L)	BENZENE (µg/L)	TOLUENE (µg/L)	ETHYL BENZENE (µg/L)	XYLENE (µg/L)	MTBE (µg/L)	TPH-D (µg/L)	1,1-DCE (µg/L)	1,2-DCE (µg/L)	t-1,2-DCE (µg/L)	c-1,2-DCE (µg/L)	1,1-DCA (µg/L)	1,1,1-TCA (µg/L)	TCE (µg/L)	PCE (µg/L)	CF (µg/L)	VC (µg/L)	HVOCs (µg/L)
MW-1 (cont'd)																		
08/08/91	1,400	37	8.3	3.7	12	--	--	2.9	--	45	2,300	1.5	<0.5	110	<0.5	<0.5	<1.0	ND ⁶
11/27/91	840	16	7.1	4.5	11	--	--	<25	--	<25	5,900	<25	<25	<25	<25	<25	540	<25
01/29/92	350	18	9.3	3.7	7.7	--	--	<25	--	26	1,900	<25	<25	<25	<25	<25	320	<25
03/26/92	420 ²	19	2.2	1.2	4.0	--	--	<50	--	<50	1,500	<50	<50	<50	<50	<50	260	<50
07/23/92	4,000 ²	50	82	40	160	--	--	<50	--	<50	2,300	<50	<50	<50	<50	<50	170	<50
10/28/92	980	36	6.7	3.0	10	--	--	4.2	--	30	1,600	3.6	<0.5	16	<0.5	<0.5	810	ND
05/04/93	650	9.4	2.4	1.2	4.5	--	--	1.0	--	16	670	0.5	<0.5	9.2	<0.5	<0.5	110	<0.5
01/05/94	INACCESSIBLE		--	--	--	--	--	--	--	--	--	--	--	--	--	--	--	--
05/13/94	PAVED OVER		--	--	--	--	--	--	--	--	--	--	--	--	--	--	--	--
DECOMMISSIONED AND NOT MONITORED/SAMPLED WELLS																		
MW-2																		
04/26/85	--	<10	--	--	--	--	--	--	--	--	--	--	--	--	--	--	--	--
09/11/87	--	--	--	--	--	--	--	--	--	--	--	--	--	--	--	--	--	--
07/07/88	<100	<5.0	--	--	--	--	--	--	--	--	--	--	--	--	--	--	--	--
04/13/89	--	--	--	--	--	--	--	--	--	--	--	--	--	--	--	--	--	--
04/14/89	<100	<0.2	<0.2	<0.2	<0.4	--	--	<0.2	<0.2	--	--	<0.2	<0.2	<0.2	<0.2	<1.0	<0.2	--
07/31/89	<100	<0.2	<1.0	<0.2	<0.4	--	--	<0.2	<0.2	--	--	<0.4	0.5	<0.2	<0.2	<1.0	<0.2	--
12/08/89	--	<0.3	<0.3	<0.3	<0.6	--	--	<0.2	<0.5	--	--	<0.5	<0.5	<0.5	<0.5	<0.5	<1.0	--
03/21/90	<50	<0.3	<0.3	<0.3	<0.6	--	--	<0.2	<0.5	--	--	<0.5	<0.5	<0.5	<0.5	<0.5	<1.0	--
06/19/90	<50	<0.3	<0.3	<0.3	<0.6	--	--	<0.2	<0.5	--	--	<0.5	<0.5	<0.5	<0.5	<0.5	<1.0	--
09/20/90	--	--	--	--	--	--	--	--	--	--	--	--	--	--	--	--	--	--
09/21/90	<50	<1.5	<1.5	<1.5	<4.5	--	--	<0.2	<0.5	--	--	<0.5	<0.5	<0.5	<0.5	<0.5	<1.0	--
12/28/90	<50	<0.5	<0.5	<0.5	<0.5	--	--	<0.5	--	<0.5	<0.5	<0.5	<0.5	<0.5	<0.5	<0.5	<1.0	--
05/10/91	<50	<0.5	<0.5	<0.5	<0.5	--	--	<0.5	--	<0.5	<0.5	<0.5	<0.5	<0.5	<0.5	<0.5	<1.0	ND
08/08/91	--	--	--	--	--	--	--	<0.5	--	<0.5	<0.5	<0.5	<0.5	<0.5	<0.5	<0.5	<1.0	ND
11/27/91	<50	<0.5	<0.5	<0.5	<0.5	--	--	<0.5	--	<0.5	<0.5	<0.5	<0.5	<0.5	<0.5	<0.5	<1.0	ND
01/29/92	<50	<0.5	<0.5	<0.5	<0.5	--	--	<0.5	--	<0.5	<0.5	<0.5	<0.5	<0.5	<0.5	<0.5	<1.0	ND
03/26/92	<50	<0.5	<0.5	<0.5	<0.5	--	--	<0.5	--	<0.5	<0.5	<0.5	<0.5	<0.5	<0.5	<0.5	<1.0	ND
07/23/92	<50	<0.5	<0.5	<0.5	0.8	--	--	<0.5	--	<0.5	<0.5	<0.5	<0.5	<0.5	<0.5	<0.5	<0.5	<0.5
10/28/92	55	1.3	6.9	1.1	5.1	--	--	<0.5	--	<0.5	<0.5	<0.5	<0.5	<0.5	<0.5	<0.5	<1.0	ND
05/04/93	INACCESSIBLE		--	--	--	--	--	--	--	--	--	--	--	--	--	--	--	--
01/05/94	INACCESSIBLE		--	--	--	--	--	--	--	--	--	--	--	--	--	--	--	--
MW-2 (cont)																		
05/13/94	INACCESSIBLE		--	--	--	--	--	--	--	--	--	--	--	--	--	--	--	--
10/24/94	INACCESSIBLE		--	--	--	--	--	--	--	--	--	--	--	--	--	--	--	--
04/19/95	INACCESSIBLE		--	--	--	--	--	--	--	--	--	--	--	--	--	--	--	--
DECOMMISSIONED AND NOT MONITORED/SAMPLED WELLS																		
MW-2A																		
11/06/95	<50	<0.5	<0.5	<0.5	<0.5	<5.0	--	<1.0	--	<1.0	<1.0	<1.0	<1.0	<1.0	<1.0	<1.0	<1.0	ND
04/26/96	<50	<0.5	<0.5	<0.5	<0.5	<5.0	--	<0.5	--	<0.5	<0.5	<0.5	<0.5	<0.5	<0.5	<0.5	<0.8	<0.5-<5.0
10/10/96	60 ²	<0.5	<0.5	<0.5	<0.5	<5.0	--	<0.5	--	<0.5	<0.5	<0.5	<0.5	<0.5	<0.5	<0.5	<0.8	ND
04/22/97	<50	0.8	<0.5	<0.5	<0.5	<5.0	--	<2.5	--	<2.5	<2.5	<2.5	<2.5	<2.5	<2.5	<2.5	<4.0	ND
10/16/97	80	<0.5	<0.5	<0.5	<0.5	<5.0	--	<1.0	--	<1.0	<1.0	<1.0	<1.0	<1.0	<1.0	<1.0	<0.5	ND
05/04/98	96 ²	<0.5	<0.5	<0.5	<0.5	<2.5	--	--	<0.5	<0.5	<0.5	<0.5	<0.5	<0.5	<0.5	<0.5	<1.0	ND
10/27/98	170 ²	<0.5	<0.5	<0.5	9.6	44/<2.0 ⁷	--	<0.5	--	<0.5	<0.5	<0.5	<0.5	<0.5	<0.5	<0.5	<1.0	ND
04/15/99	116	0.609	<0.5	<0.5	<0.5	<5.0	--	<1.25	--	<1.25	<1.25	<1.25	<1.25	<1.25	<1.25	<1.25	<2.50	ND
11/04/99	<50	<0.5	<0.5	<0.5	<0.5	<2.5	--	<0.5	--	<0.5	<0.5	<0.5	<0.5	<0.5	<0.5	<0.5	<0.5	ND

APPENDIX D
HISTORICAL GROUNDWATER ANALYTICAL RESULTS
Former Chevron Asphalt Plant and Bulk Terminal #206265
1520 Powell Street
Emeryville, California

WELL ID/ DATE	Fuel Related Hydrocarbon Compounds							Chlorinated Volatile Organic Compounds										
	TPH-G (µg/L)	BENZENE (µg/L)	TOLUENE (µg/L)	ETHYL BENZENE (µg/L)	XYLENE (µg/L)	MTBE (µg/L)	TPH-D (µg/L)	1,1-DCE (µg/L)	1,2-DCE (µg/L)	t-1,2-DCE (µg/L)	c-1,2-DCE (µg/L)	1,1-DCA (µg/L)	1,1,1-TCA (µg/L)	TCE (µg/L)	PCE (µg/L)	CF (µg/L)	VC (µg/L)	HVOCs (µg/L)
DECOMMISSIONED AND NOT MONITORED/SAMPLED WELLS																		
MW-3																		
04/26/85	--	<10	--	--	--	--	--	--	--	--	--	--	--	--	--	--	--	--
09/11/87	--	<0.5	--	--	--	--	--	--	--	--	--	--	--	--	--	--	--	--
07/07/88	<100	<5.0	--	--	--	--	--	--	--	--	--	--	--	--	--	--	--	--
04/13/89	--	--	--	--	--	--	--	--	--	--	--	--	--	--	--	--	--	--
04/14/89	<100	<0.2	<0.2	<0.2	<0.4	--	<3,000,000	<0.2	<0.2	--	--	<0.2	<0.2	<0.2	<0.2	<1.0	<0.2	--
07/31/89	<100	<0.2	<1.0	<0.2	<0.4	--	--	<0.2	<0.2	--	--	<0.4	0.5	<0.2	<0.2	<1.0	<0.2	--
12/08/89	--	<0.3	<0.3	<0.3	<0.6	--	--	<0.2	<0.5	--	--	<0.5	<0.5	<0.5	<0.5	<0.5	<1.0	--
03/21/90	<50	<0.3	<0.3	<0.3	<0.6	--	--	<0.2	<0.5	--	--	<0.5	<0.5	<0.5	<0.5	<0.5	<1.0	--
06/19/90	--	--	--	--	--	--	--	<0.2	<0.5	--	--	<0.5	<0.5	<0.5	<0.5	<0.5	<1.0	--
09/20/90	--	--	--	--	--	--	--	--	--	--	--	--	--	--	--	--	--	--
09/21/90	<50	<0.3	<0.3	<0.3	<0.6	--	--	<0.2	<0.5	--	--	<0.5	<0.5	<0.5	<0.5	<0.5	<1.0	--
12/28/90	<50	<0.5	<0.5	<0.5	<0.5	--	--	<0.5	--	<0.5	<0.5	<0.5	<0.5	<0.5	<0.5	<0.5	<1.0	--
05/10/91	<50	<0.5	<0.5	<0.5	<0.5	--	--	<0.5	--	<0.5	<0.5	<0.5	<0.5	<0.5	<0.5	<0.5	<1.0	ND
08/08/91	<50	<0.5	<0.5	<0.5	<0.5	--	--	<0.5	--	<0.5	<0.5	<0.5	<0.5	<0.5	<0.5	<0.5	<1.0	ND
11/27/91	<50	<0.5	<0.5	<0.5	<0.5	--	--	<0.5	--	<0.5	<0.5	<0.5	<0.5	<0.5	<0.5	<0.5	<1.0	ND
01/29/92	<50	<0.5	<0.5	<0.5	<0.5	--	--	<0.5	--	<0.5	<0.5	<0.5	<0.5	<0.5	<0.5	<0.5	<1.0	ND
03/26/92	<50	<0.5	<0.5	<0.5	<0.5	--	--	<0.5	--	<0.5	<0.5	<0.5	<0.5	<0.5	<0.5	<0.5	<1.0	ND
07/23/92	<50	<0.5	<0.5	<0.5	<0.5	--	--	<0.5	--	<0.5	<0.5	<0.5	<0.5	<0.5	<0.5	<0.5	<0.5	<0.5
10/28/92	92	1.8	12	2.0	10	--	--	<0.5	--	<0.5	<0.5	<0.5	<0.5	<0.5	<0.5	<0.5	<1.0	ND
05/04/93	--	--	--	--	--	--	--	--	--	--	--	--	--	--	--	--	--	--
01/05/94	--	--	--	--	--	--	--	--	--	--	--	--	--	--	--	--	--	--
05/13/94	--	--	--	--	--	--	--	--	--	--	--	--	--	--	--	--	--	--
DECOMMISSIONED AND NOT MONITORED/SAMPLED WELLS																		
MW-4																		
04/26/85	3,100	<10	--	--	--	--	--	--	--	--	--	--	--	--	--	--	--	--
09/11/87	--	<0.5	--	--	--	--	--	--	--	--	--	--	--	--	--	--	--	--
07/07/88	<100	<5.0	--	--	--	--	--	--	--	--	--	--	--	--	--	--	--	--
04/13/89	--	--	--	--	--	--	--	--	--	--	--	--	--	--	--	--	--	--
MW-4 (cont)																		
04/14/89	380 ¹	<0.5	<1.0	<1.0	<1.0	--	<3,000,000	<1.0	<1.0	--	--	2	<1.0	<1.0	<1.0	<2.0	<1.0	--
DECOMMISSIONED AND NOT MONITORED/SAMPLED WELLS																		
MW-5																		
04/26/85	1,600	<100	--	--	--	--	--	--	--	--	--	--	--	--	--	--	--	--
09/11/87	--	<10	--	--	--	--	--	--	--	--	--	--	--	--	--	--	--	--
07/07/88	<100	<5.0	--	--	--	--	--	--	--	--	--	--	--	--	--	--	--	--
04/13/89	--	--	--	--	--	--	--	--	--	--	--	--	--	--	--	--	--	--
04/14/89	4,300 ¹	<0.5	<1.0	<1.0	<1.0	--	<3,000,000	<1.0	<1.0	--	--	2	<1.0	<1.0	<1.0	<2.0	<1.0	--
DECOMMISSIONED AND NOT MONITORED/SAMPLED WELLS																		
MW-6																		
04/26/85	580	<100	--	--	--	--	--	--	--	--	--	--	--	--	--	--	--	--
09/11/87	--	<10	--	--	--	--	--	--	--	--	--	--	--	--	--	--	--	--
07/07/88	8,000	<5.0	--	--	--	--	--	--	--	--	--	--	--	--	--	--	--	--
04/13/89	--	--	--	--	--	--	--	--	--	--	--	--	--	--	--	--	--	--
04/14/89	3,300 ¹	<0.5	<1.0	<1.0	<1.0	--	<3,000,000	<1.0	<1.0	--	--	2	<1.0	<1.0	<1.0	<2.0	<1.0	--
DECOMMISSIONED AND NOT MONITORED/SAMPLED WELLS																		

APPENDIX D
HISTORICAL GROUNDWATER ANALYTICAL RESULTS
Former Chevron Asphalt Plant and Bulk Terminal #206265
1520 Powell Street
Emeryville, California

WELL ID/ DATE	Fuel Related Hydrocarbon Compounds							Chlorinated Volatile Organic Compounds										
	TPH-G (µg/L)	BENZENE (µg/L)	TOLUENE (µg/L)	ETHYL BENZENE (µg/L)	XYLENE (µg/L)	MTBE (µg/L)	TPH-D (µg/L)	1,1-DCE (µg/L)	1,2-DCE (µg/L)	t-1,2-DCE (µg/L)	c-1,2-DCE (µg/L)	1,1-DCA (µg/L)	1,1,1-TCA (µg/L)	TCE (µg/L)	PCE (µg/L)	CF (µg/L)	VC (µg/L)	HVOCs (µg/L)
MW-7																		
04/26/85	700	ND	--	--	--	--	--	--	--	--	--	--	--	--	--	--	--	--
09/11/87	--	<10	--	--	--	--	--	--	--	--	--	--	--	--	--	--	--	--
07/07/88	17,000	<5.0	--	--	--	--	--	--	--	--	--	--	--	--	--	--	--	--
04/13/89	--	--	--	--	--	--	--	--	--	--	--	--	--	--	--	--	--	--
04/14/89	<50	<0.5	<1.0	<1.0	<1.0	--	<3,000,000	<1.0	<1.0	--	--	1	1	<1.0	<1.0	<2.0	<1.0	--
07/31/89	160 ¹	<0.1	<0.5	<0.1	<0.2	--	--	<0.1	0.3	--	--	0.3	4.5	<0.1	<0.1	<0.5	<0.1	ND ¹
07/31/89	100 ¹	<0.1	<0.5	<0.1	<0.2	--	--	<0.1	0.4	--	--	0.2	2.6	<0.1	<0.1	<0.5	<0.1	ND ¹
12/08/89	--	<0.3	<0.3	<0.3	<0.6	--	--	<0.2	<0.5	--	--	<0.5	0.67	<0.5	<0.5	<0.5	<1.0	--
03/21/90	<50	<0.3	<0.3	<0.3	0.6	--	--	<0.2	<0.5	--	--	<0.5	1.4	<0.5	<0.5	<0.5	<1.0	--
06/19/90	<50	<0.3	<0.3	<0.3	0.6	--	--	<0.2	<0.5	--	--	<0.5	0.67	<0.5	<0.5	<0.5	<1.0	--
09/20/90	--	--	--	--	--	--	--	<0.2	<0.5	--	--	<0.5	<0.5	<0.5	<0.5	<0.5	<1.0	--
09/21/90	<50	1.5	<0.3	<0.3	<0.6	--	--	--	--	--	--	--	--	--	--	--	--	--
12/28/90	<50	0.7	<0.5	<0.5	0.7	--	--	<0.5	--	<0.5	<0.5	<0.5	0.9	<0.5	<0.5	<0.5	<1.0	--
05/10/91	<50	<0.5	<0.5	<0.5	<0.5	--	--	<0.5	--	<0.5	<0.5	<0.5	<0.5	<0.5	<0.5	<0.5	<1.0	ND
08/08/91	<50	<0.5	<0.5	<0.5	<0.5	--	--	<0.5	--	<0.5	<0.5	<0.5	<0.5	<0.5	<0.5	<0.5	<1.0	ND
11/27/91	<50	<0.5	<0.5	<0.5	<0.5	--	--	<0.5	--	<0.5	<0.5	<0.5	<0.5	<0.5	<0.5	<0.5	<1.0	ND
01/29/92	<50	<0.5	<0.5	<0.5	0.9	--	--	<0.5	--	<0.5	<0.5	<0.5	<0.5	<0.5	<0.5	<0.5	<1.0	ND
03/26/92	<50	<0.5	<0.5	<0.5	0.9	--	--	<0.5	--	<0.5	<0.5	<0.5	<0.5	<0.5	<0.5	<0.5	<1.0	ND
07/23/92	<50	<0.5	<0.5	<0.5	<0.5	--	--	<0.5	--	<0.5	<0.5	<0.5	<0.5	<0.5	<0.5	<0.5	<0.5	<0.5
10/28/92	<50	<0.5	<0.5	<0.5	<0.5	--	--	<0.5	--	<0.5	<0.5	<0.5	<0.5	<0.5	<0.5	<0.5	<1.0	ND
05/04/93	INACCESSIBLE		--	--	--	--	--	--	--	--	--	--	--	--	--	--	--	--
01/05/94	INACCESSIBLE		--	--	--	--	--	--	--	--	--	--	--	--	--	--	--	--
05/13/94	<50	<0.5	<0.5	<0.5	<0.5	--	--	<0.5	--	<0.5	<0.5	<0.5	<0.5	<0.5	<0.5	<0.5	<0.5	<0.5-<1.0
10/24/94	<50	<0.5	<0.5	<0.5	<0.5	--	--	<0.5	--	<0.5	<0.5	<0.5	<0.5	<0.5	<0.5	<0.5	<0.5	<0.5-<1.0
04/19/95	<50	<0.5	<0.5	<0.5	<0.5	--	--	<0.5	--	<0.5	<0.5	<0.5	<0.5	<0.5	<0.5	<0.5	<0.5	<0.5
11/06/95	<50	<0.5	<0.5	<0.5	<0.5	<5.0	--	<1.0	--	<1.0	<1.0	<1.0	<1.0	<1.0	<1.0	<1.0	<1.0	ND
04/26/96	<50	<0.5	<0.5	<0.5	<0.5	<5.0	--	<0.5	--	<0.5	<0.5	<0.5	<0.5	<0.5	<0.5	<0.5	<0.8	<0.5-<5.0
10/10/96	<50	<0.5	<0.5	<0.5	<0.5	<5.0	--	<0.5	--	<0.5	<0.5	<0.5	<0.5	<0.5	<0.5	<0.5	<0.5	ND
04/22/97	<50	<0.5	<0.5	<0.5	<0.5	<5.0	--	<0.5	--	<0.5	<0.5	<0.5	<0.5	<0.5	<0.5	<0.5	<0.8	ND
10/16/97	<50	<0.5	<0.5	<0.5	<0.5	<5.0	--	<1.0	--	<1.0	<1.0	<1.0	<1.0	<10	<1.0	<1.0	<0.5	ND
05/04/98	<50	<0.5	<0.5	<0.5	<0.5	<2.5	--	<0.5	--	<0.5	<0.5	<0.5	<0.5	<0.5	<0.5	<0.5	<1.0	ND
10/27/98	<50	<0.5	<0.5	<0.5	<0.5	<2.5	--	<0.5	--	<0.5	<0.5	<0.5	<0.5	<0.5	<0.5	<0.5	<1.0	ND
04/15/99	<50	<0.5	<0.5	<0.5	<0.5	<5.0	--	<0.5	--	<0.5	<0.5	<0.5	<0.5	<0.5	<0.5	<0.5	<1.0	ND
11/04/99	<50	<0.5	<0.5	<0.5	<0.5	<2.5	--	<0.5	--	<0.5	<0.5	<0.5	<0.5	<0.5	<0.5	<0.5	<0.5	ND
04/13/00	INACCESSIBLE		--	--	--	--	--	--	--	--	--	--	--	--	--	--	--	--
10/05/00	UNABLE TO LOCATE - WELL BURIED DURING CONSTRUCTION							--	--	--	--	--	--	--	--	--	--	--
04/23/01	UNABLE TO LOCATE - WELL BURIED DURING CONSTRUCTION							--	--	--	--	--	--	--	--	--	--	--
10/04/01	UNABLE TO LOCATE - WELL BURIED DURING CONSTRUCTION							--	--	--	--	--	--	--	--	--	--	--
04/01/02	UNABLE TO LOCATE - WELL BURIED DURING CONSTRUCTION							--	--	--	--	--	--	--	--	--	--	--
10/19/02	UNABLE TO LOCATE - WELL BURIED DURING CONSTRUCTION							--	--	--	--	--	--	--	--	--	--	--
04/16/03	UNABLE TO LOCATE - WELL BURIED DURING CONSTRUCTION							--	--	--	--	--	--	--	--	--	--	--
10/29/03	UNABLE TO LOCATE - WELL BURIED DURING CONSTRUCTION							--	--	--	--	--	--	--	--	--	--	--
UNABLE TO LOCATE - WELL BURIED DURING CONSTRUCTION																		

APPENDIX D
HISTORICAL GROUNDWATER ANALYTICAL RESULTS
Former Chevron Asphalt Plant and Bulk Terminal #206265
1520 Powell Street
Emeryville, California

WELL ID/ DATE	Fuel Related Hydrocarbon Compounds							Chlorinated Volatile Organic Compounds										
	TPH-G (µg/L)	BENZENE (µg/L)	TOLUENE (µg/L)	ETHYL BENZENE (µg/L)	XYLENE (µg/L)	MTBE (µg/L)	TPH-D (µg/L)	1,1-DCE (µg/L)	1,2-DCE (µg/L)	t-1,2-DCE (µg/L)	c-1,2-DCE (µg/L)	1,1-DCA (µg/L)	1,1,1-TCA (µg/L)	TCE (µg/L)	PCE (µg/L)	CF (µg/L)	VC (µg/L)	HVOCs (µg/L)
MW-8																		
04/26/85	--	ND	--	--	--	--	--	--	--	--	--	--	--	--	--	--	--	--
09/11/87	--	<10	--	--	--	--	--	--	--	--	--	--	--	--	--	--	--	--
07/07/88	20,000	<5.0	--	--	--	--	--	--	--	--	--	--	--	--	--	--	--	--
04/13/89	--	--	--	--	--	--	--	--	--	--	--	--	--	--	--	--	--	--
04/14/89	<50	<0.5	<1.0	<1.0	<1.0	<3,000	<3,000,000	<1.0	<1.0	--	--	<1.0	<1.0	<1.0	<1.0	<2.0	<1.0	--
07/31/89	<50	<0.1	<0.5	<0.1	<0.2	--	--	<0.1	--	0.6	1.9	1.7	1.7	0.4	<0.1	<0.5	1.2	ND
12/08/89	--	<0.3	<0.3	<0.3	<0.6	--	--	<0.2	0.53	--	--	<0.5	0.84	<0.5	<0.5	<0.5	<1.0	--
03/21/90	<50	<0.3	<0.3	<0.3	<0.6	--	--	<0.2	0.96	--	--	<0.5	0.72	<0.5	<0.5	<0.5	<1.0	--
06/19/90	<50	<0.3	<0.3	<0.3	<0.6	--	--	<0.2	0.59	--	--	<0.5	0.67	<0.5	<0.5	<0.5	<1.0	--
09/20/90	--	--	--	--	--	--	--	<0.2	<0.5	--	--	<0.5	<0.5	<0.5	<0.5	<0.5	<1.0	--
09/21/90	<50	6.0	<0.3	<0.3	<0.6	--	--	<0.5	--	<0.5	<0.5	<0.5	2.0	<0.5	<0.5	<0.5	<1.0	--
12/28/90	<50	<0.5	<0.5	<0.5	<0.5	--	--	<0.5	--	<0.5	<0.5	<0.5	<0.5	<0.5	<0.5	<0.5	<1.0	ND
05/10/91	<50	<0.5	<0.5	<0.5	<0.5	--	--	<0.5	--	<0.5	<0.5	<0.5	<0.5	<0.5	<0.5	<0.5	<1.0	ND
08/08/91	<50	<0.5	<0.5	<0.5	<0.5	--	--	<0.5	--	<0.5	<0.5	<0.5	<0.5	<0.5	<0.5	<0.5	<1.0	ND
11/27/91	<50	<0.5	<0.5	<0.5	<0.5	--	--	<0.5	--	<0.5	<0.5	<0.5	<0.5	<0.5	<0.5	<0.5	<1.0	ND
03/26/92	<50	<0.5	<0.5	<0.5	0.7	--	--	<0.5	--	<0.5	<0.5	<0.5	<0.5	<0.5	<0.5	<0.5	<1.0	ND
07/23/92	<50	<0.5	<0.5	<0.5	<0.5	--	--	<0.5	--	<0.5	<0.5	<0.5	<0.5	<0.5	<0.5	<0.5	<0.5	<0.5
10/28/92	INACCESSIBLE		--	--	--	--	--	--	--	--	--	--	--	--	--	--	--	--
05/04/93	INACCESSIBLE		--	--	--	--	--	--	--	--	--	--	--	--	--	--	--	--
01/05/94	INACCESSIBLE		--	--	--	--	--	--	--	--	--	--	--	--	--	--	--	--
05/13/94	<50	<0.5	<0.5	<0.5	<0.5	--	--	<0.5	--	<0.5	<0.5	<0.5	<0.5	<0.5	<0.5	<0.5	<0.5	<0.5-<1.0
10/24/94	INACCESSIBLE		--	--	--	--	--	--	--	--	--	--	--	--	--	--	--	--
04/19/95 ³	INACCESSIBLE		--	--	--	--	--	--	--	--	--	--	--	--	--	--	--	--
11/06/95	INACCESSIBLE		--	--	--	--	--	--	--	--	--	--	--	--	--	--	--	--
04/26/96	INACCESSIBLE		--	--	--	--	--	--	--	--	--	--	--	--	--	--	--	--
10/10/96	INACCESSIBLE		--	--	--	--	--	--	--	--	--	--	--	--	--	--	--	--
04/22/97	<50	<0.5	<0.5	<0.5	<0.5	<5.0	--	--	<0.5	<0.5	<0.5	<0.5	<0.5	<0.5	<0.5	<0.5	<0.8	ND
10/16/97	<50	<0.5	<0.5	<0.5	<0.5	<5.0	--	<1.0	--	<1.0	<1.0	<1.0	<1.0	<10	<1.0	<1.0	<0.5	ND
05/04/98	<50	<0.5	<0.5	<0.5	<0.5	<2.5	--	<0.5	--	<0.5	<0.5	<0.5	<0.5	<0.5	<0.5	<0.5	<1.0	ND
10/27/98	<50	<0.5	<0.5	<0.5	<0.5	<2.5	--	<0.5	--	<0.5	<0.5	<0.5	<0.5	<0.5	<0.5	<0.5	<1.0	ND
04/15/99	<50	<0.5	<0.5	<0.5	<0.5	<5.0	--	<0.5	--	<0.5	<0.5	<0.5	<0.5	<0.5	<0.5	<0.5	<1.0	ND
11/04/99	<50	<0.5	<0.5	<0.5	<0.5	<2.5	--	<0.5	--	<0.5	<0.5	<0.5	<0.5	<0.5	<0.5	<0.5	<0.5	ND
DECOMMISSIONED AND NOT MONITORED/SAMPLED WELLS																		
MW-9																		
04/26/85	--	--	--	--	--	--	--	--	--	--	--	--	--	--	--	--	--	--
09/11/87	--	--	--	--	--	--	--	--	--	--	--	--	--	--	--	--	--	--
07/07/88	400	--	--	--	--	--	--	--	--	--	--	--	--	--	--	--	--	--
05/10/91	UNABLE TO LOCATE		--	--	--	--	--	--	--	--	--	--	--	--	--	--	--	--
DECOMMISSIONED AND NOT MONITORED/SAMPLED WELLS																		
MW-10																		
07/07/88	--	<5.0	--	--	--	--	--	--	--	--	--	--	--	--	--	--	--	--
04/14/89	<50	<0.5	<1.0	<1.0	<1.0	--	<3,000,000	<1.0	15	--	--	2.0	<1.0	5.0	<1.0	<2.0	<1.0	--
07/31/89	<50	<0.1	<0.5	<0.1	<0.2	--	--	0.7	--	6.3	27	2.9	<0.1	5.3	<0.1	<0.5	<0.1	ND
12/08/89	--	<0.3	<0.3	<0.3	<0.6	--	--	<0.2	24	--	--	3.1	<0.5	4.9	<0.5	0.6	<1.0	--
03/21/90	<50	<0.3	<0.3	<0.3	<0.6	--	--	0.7	30	--	--	2.5	<0.5	3.5	<0.5	<0.5	<1.0	--
06/19/90	<50	<0.3	<0.3	<0.3	<0.6	--	--	0.3	33	--	--	2.6	<0.5	6.3	<0.5	<0.5	<1.0	--
09/20/90	--	--	--	--	--	--	--	--	--	--	--	--	--	--	--	--	--	--

APPENDIX D
HISTORICAL GROUNDWATER ANALYTICAL RESULTS
Former Chevron Asphalt Plant and Bulk Terminal #206265
1520 Powell Street
Emeryville, California

WELL ID/ DATE	Fuel Related Hydrocarbon Compounds							Chlorinated Volatile Organic Compounds										
	TPH-G (µg/L)	BENZENE (µg/L)	TOLUENE (µg/L)	ETHYL BENZENE (µg/L)	XYLENE (µg/L)	MTBE (µg/L)	TPH-D (µg/L)	1,1-DCE (µg/L)	1,2-DCE (µg/L)	t-1,2-DCE (µg/L)	c-1,2-DCE (µg/L)	1,1-DCA (µg/L)	1,1,1-TCA (µg/L)	TCE (µg/L)	PCE (µg/L)	CF (µg/L)	VC (µg/L)	HVOCs (µg/L)
MW-10 (cont'd)																		
09/21/90	<50	<0.3	<0.3	<0.3	<0.6	--	--	<0.2	32	--	--	5.0	<0.5	5.9	<0.5	<0.5	<1.0	--
12/28/90	<50	<0.5	<0.5	<0.5	<0.5	--	--	<0.5	--	6.0	19	2.0	<0.5	5.0	<0.5	<0.5	<1.0	--
05/10/91	<50	<0.5	<0.5	<0.5	<0.5	--	--	0.6	--	7.0	24	2.0	<0.5	6.0	<0.5	<0.5	<1.0	ND
08/08/91	<50	<0.5	<0.5	<0.5	<0.5	--	--	<0.5	--	7.0	33	3.1	<0.5	6.2	<0.5	<0.5	<1.0	ND
11/27/91	<50	<0.5	<0.5	<0.5	<0.5	--	--	<0.5	--	6.8	100	<0.5	<0.5	8.5	<0.5	<0.5	<1.0	ND
01/29/92	<50	<0.5	<0.5	<0.5	<0.5	--	--	<0.5	--	9.1	30	2.8	<0.5	7.4	<0.5	<0.5	<1.0	ND
03/26/92	<50	<0.5	<0.5	<0.5	<0.5	--	--	0.7	--	9.2	29	2.5	<0.5	6.8	<0.5	<0.5	<1.0	ND
07/23/92	<50	<0.5	1.8	0.5	1.9	--	--	<0.5	--	6.1	21	1.5	<0.5	4.7	<0.5	<0.5	<0.5	<0.5
10/28/92	<50	0.6	0.7	<0.5	1.2	--	--	<0.5	--	4.3	16	2.1	<0.5	4.1	<0.5	<0.5	<1.0	ND
05/04/93	INACCESSIBLE		--	--	--	--	--	--	--	--	--	--	--	--	--	--	--	--
01/05/94	<50	<0.5	<0.5	<0.5	0.6	--	--	<0.5	--	1.3	5.2	0.5	1.0	0.8	<0.5	<0.5	<1.0	<0.5
05/13/94	140	<0.5	<0.5	<0.5	1.3	--	--	<0.5	--	12	31	2.7	<0.5	4.8	<0.5	<0.5	<0.5	<0.5-<1.0
10/24/94	<50	<0.5	<0.5	<0.5	<0.5	--	--	<10	--	13	44	<10	<10	<10	<10	<10	<10	<10-<20
04/19/95	<50	<0.5	<0.5	<0.5	<0.5	--	--	0.7	--	14	36	<0.5	<0.5	9.2	<0.5	<0.5	<0.5	<0.5
11/06/95	<50	<0.5	<0.5	<0.5	<0.5	<5.0	--	1.0	--	19	41	1.4	<1.0	14	<1.0	<1.0	<1.0	ND
04/26/96	INACCESSIBLE		--	--	--	--	--	--	--	--	--	--	--	--	--	--	--	--
10/10/96	<50	<0.5	<0.5	<0.5	0.6	34/<5.0 ⁸	--	0.7	--	17	38	0.8	<0.5	14	<0.5	<0.5	<0.8	ND
04/22/97	<50	<0.5	<0.5	<0.5	<0.5	<5.0	--	<0.5	--	12	27	0.5	<0.5	13	<0.5	<0.5	<0.8	ND
10/16/97	<50	<0.5	<0.5	<0.5	<0.5	34	--	<1.0	--	11	23	<1.0	<1.0	<10	<1.0	<1.0	0.7	ND
05/04/98	<50	<0.5	<0.5	<0.5	<0.5	-- ⁴	--	<0.5	--	6.5	16	<0.5	<0.5	7.6	<0.5	<0.5	<1.0	ND
10/27/98	<50	<0.5	<0.5	<0.5	<0.5	<2.5	--	<0.5	--	7.7	18	0.54	<0.5	9.6	<0.5	<0.5	<1.0	ND
04/15/99	<50	<0.5	<0.5	<0.5	<0.5	9.45	--	<0.5	--	8.32	19.1	0.603	<0.5	11.3	<0.5	<0.5	<1.0	ND
11/04/99	<50	<0.5	<0.5	<0.5	<0.5	21	--	<0.5	--	5.17	13.8	<0.5	<0.5	8.23	<0.5	<0.5	<0.5	ND
DECOMMISSIONED AND NOT MONITORED/SAMPLED WELLS																		
MW-11																		
07/07/88	--	<5.0	--	--	--	--	--	--	--	--	--	--	--	--	--	--	--	--
04/14/89	<50	<0.5	<1.0	<1.0	<1.0	<3,000	--	<1.0	120	--	--	<1.0	<1.0	4.0	<1.0	<2.0	10	--
07/31/89	<100	<0.2	<0.2	<0.2	<0.2	--	--	0.9	--	40	110	2.2	1.4	2.9	<0.2	<0.2	<0.2	ND
12/08/89	--	<0.3	<0.3	<0.3	<0.6	--	--	0.5	120	--	--	2.1	1.2	4.1	<0.5	<0.5	2.4	--
03/21/90	<50	<0.3	<0.3	<0.3	<0.6	--	--	1.3	150	--	--	1.2	1.7	3.5	<0.5	<0.5	4.3	ND ⁸
06/19/90	<50	<0.3	<0.3	<0.3	<0.6	--	--	0.068	140	--	--	1.3	<0.5	5.0	<0.5	<0.5	1.0	--
09/20/90	--	--	--	--	--	--	--	--	--	--	--	--	--	--	--	--	--	--
09/21/90	<50	<0.3	<0.3	<0.3	<0.6	--	--	<0.2	100	--	--	1.1	<0.5	3.8	<0.5	<0.5	<1.0	--
12/28/90	<50	<0.5	<0.5	<0.5	<0.5	--	--	<0.5	--	23	43	0.9	0.7	3.0	<0.5	<0.5	<1.0	--
05/10/91	<50	<0.5	<0.5	<0.5	<0.5	--	--	0.9	--	44	110	0.5	<0.5	5.0	<0.5	<0.5	<1.0	ND
08/08/91	<50	<0.5	<0.5	<0.5	<0.5	--	--	<0.5	--	29	77	0.9	<0.5	2.4	<0.5	<0.5	<1.0	ND
11/27/91	<50	<0.5	<0.5	<0.5	<0.5	--	--	<0.5	--	34	240	<0.5	<0.5	<0.5	<0.5	<0.5	<1.0	ND
01/29/92	<50	<0.5	<0.5	<0.5	<0.5	--	--	<5.0	--	33	91	<5.0	<5.0	<5.0	<5.0	<5.0	<10	ND
03/26/92	<50	<0.5	<0.5	<0.5	<0.5	--	--	<2.5	--	21	51	<2.5	<2.5	<2.5	<2.5	<2.5	<5.0	ND
07/23/92	<50	<0.5	<0.5	<0.5	<0.5	--	--	<0.5	--	18	46	0.6	<0.5	1.4	<0.5	<0.5	<0.5	<0.5
10/28/92	<50	<0.5	<0.5	<0.5	<0.5	--	--	0.5	--	36	80	<0.5	<0.5	4.6	<0.5	<0.5	<1.0	ND
05/04/93	INACCESSIBLE		--	--	--	--	--	--	--	--	--	--	--	--	--	--	--	--
01/05/94	INACCESSIBLE		--	--	--	--	--	--	--	--	--	--	--	--	--	--	--	--
05/13/94	<50	<0.5	<0.5	<0.5	<0.5	--	--	<0.5	--	62	82	<0.5	<0.5	7.9	<0.5	<0.5	1.7	<0.5-<1.0
10/24/94	<50	<0.5	<0.5	<0.5	<0.5	--	--	<10	--	28	75	<10	<10	<10	<10	<10	<10	<10-<20
04/19/95	58 ²	0.6	<0.5	<0.5	0.5	--	--	<0.5	--	18	39	<0.5	<0.5	6.5	<0.5	1.0	<0.5	ND ⁹
11/06/95	INACCESSIBLE		--	--	--	--	--	--	--	--	--	--	--	--	--	--	--	--

APPENDIX D
HISTORICAL GROUNDWATER ANALYTICAL RESULTS
Former Chevron Asphalt Plant and Bulk Terminal #206265
1520 Powell Street
Emeryville, California

WELL ID/ DATE	Fuel Related Hydrocarbon Compounds							Chlorinated Volatile Organic Compounds										
	TPH-G (µg/L)	BENZENE (µg/L)	TOLUENE (µg/L)	ETHYL BENZENE (µg/L)	XYLENE (µg/L)	MTBE (µg/L)	TPH-D (µg/L)	1,1-DCE (µg/L)	1,2-DCE (µg/L)	t-1,2-DCE (µg/L)	c-1,2-DCE (µg/L)	1,1-DCA (µg/L)	1,1,1-TCA (µg/L)	TCE (µg/L)	PCE (µg/L)	CF (µg/L)	VC (µg/L)	HVOCs (µg/L)
MW-11 (cont'd)																		
04/26/96	INACCESSIBLE		--	--	--	--	--	--	--	--	--	--	--	--	--	--	--	--
10/10/96	INACCESSIBLE		--	--	--	--	--	--	--	--	--	--	--	--	--	--	--	--
04/22/97	<50	<0.5	<0.5	<0.5	<0.5	<5.0	--	<0.5	--	4.7	12	<0.5	<0.5	3.0	<0.5	<0.5	<0.8	ND
10/16/97	<50	<0.5	<0.5	<0.5	<0.5	18	--	<1.0	--	5.1	24	<1.0	<1.0	<10	<1.0	<1.0	3.7	ND
05/04/98	<50	<0.5	<0.5	<0.5	<0.5	-- ⁴	--	<0.5	--	4.2	12	<0.5	<0.5	2.8	<0.5	<0.5	<1.0	ND
10/27/98	<50	<0.5	<0.5	<0.5	<0.5	12/<2.0 ⁷	--	<0.5	--	2.7	8.3	<0.5	<0.5	1.8	<0.5	<0.5	<1.0	ND
04/15/99	<50	<0.5	<0.5	<0.5	<0.5	<5.0	--	<0.5	--	3.29	10.1	<0.5	<0.5	2.87	<0.5	<0.5	<1.0	ND
11/04/99	<50	<0.5	<0.5	<0.5	<0.5	9.88	--	<0.5	--	2.29	7.36	<0.5	<0.5	2.19	<0.5	<0.5	<0.5	ND
DECOMMISSIONED AND NOT MONITORED/SAMPLED WELLS																		
MW-12																		
07/07/88	<100	<5.0	--	--	--	--	--	--	--	--	--	--	--	--	--	--	--	--
04/14/89	<50	<0.5	<1.0	<1.0	<1.0	--	<3,000,000	<1.0	1.0	--	--	<1.0	<1.0	<1.0	<1.0	<2.0	<1.0	--
07/31/89	<100	<0.1	<0.5	<0.1	<0.2	--	--	<0.1	1.7	--	--	<0.1	<0.1	0.8	<0.1	<0.5	<0.1	ND
12/08/89	--	<0.3	<0.3	<0.3	<0.6	--	--	<0.2	<0.5	--	--	<0.5	<0.5	<0.5	<0.5	<0.5	<1.0	--
03/21/90	<50	<0.3	<0.3	<0.3	<0.3	--	--	<0.2	<0.5	<0.5	--	<0.5	<0.5	<0.5	<0.5	<0.5	<1.0	--
06/19/90	<50	<0.3	<0.3	<0.3	<0.3	--	--	<0.2	<0.5	<0.5	--	<0.5	<0.5	<0.5	<0.5	<0.5	<1.0	--
09/20/90	--	--	--	--	--	--	--	--	--	--	--	--	--	--	--	--	--	--
09/21/90	<50	<0.3	<0.3	<0.3	<0.3	--	--	<0.2	<0.5	<0.5	--	<0.5	<0.5	<0.5	<0.5	<0.5	<1.0	--
12/28/90	<50	<0.5	<0.5	<0.5	<0.5	--	--	<0.5	--	<0.5	<0.5	<0.5	<0.5	<0.5	<0.5	<0.5	<1.0	--
05/10/91	<50	<0.5	<0.5	<0.5	<0.5	--	--	<0.5	--	<0.5	<0.5	<0.5	<0.5	<0.5	<0.5	<0.5	<1.0	ND
08/08/91	<50	<0.5	<0.5	<0.5	<0.5	--	--	<0.5	--	<0.5	<0.5	<0.5	<0.5	<0.5	<0.5	0.9	<1.0	ND
MW-12 (cont)																		
11/27/91	<50	<0.5	<0.5	<0.5	<0.5	--	--	<0.5	--	<0.5	<0.5	<0.5	<0.5	<0.5	<0.5	<0.5	<1.0	ND
01/29/92	<50	<0.5	<0.5	<0.5	1.0	--	--	<0.5	--	<0.5	<0.5	<0.5	<0.5	<0.5	<0.5	<0.5	<1.0	ND
03/26/92	<50	<0.5	<0.5	<0.5	<0.5	--	--	<0.5	--	<0.5	<0.5	<0.5	<0.5	<0.5	<0.5	<0.5	<1.0	ND
07/23/92	UNABLE TO LOCATE		--	--	--	--	--	--	--	--	--	--	--	--	--	--	--	--
DECOMMISSIONED AND NOT MONITORED/SAMPLED WELLS																		
MW-13																		
03/21/90	480	<0.3	<0.3	1.0	5.0	--	--	<0.2	<0.5	--	--	<0.5	<0.5	<0.5	<0.5	<0.5	<1.0	--
06/19/90	180	<0.3	<0.3	0.8	3.0	--	--	<0.2	<0.5	--	--	<0.5	<0.5	<0.5	<0.5	<0.5	<1.0	--
09/20/90	150	<0.3	<0.3	<0.3	0.54	--	--	<0.2	<0.5	--	--	<0.5	<0.5	<0.5	<0.5	<0.5	<1.0	--
12/28/90	160	<0.5	<0.5	<0.5	1.0	--	--	<0.5	--	<0.5	<0.5	<0.5	<0.5	<0.5	<0.5	<0.5	<1.0	--
05/10/91	110	<0.5	<0.5	<0.5	2.0	--	--	<0.5	--	<0.5	<0.5	<0.5	<0.5	<0.5	<0.5	<0.5	<1.0	ND ¹⁰
08/08/91 ³	220	<0.5	<0.5	<0.5	1.8	--	--	<0.5	--	<0.5	<0.5	<0.5	<0.5	<0.5	<0.5	<0.5	<1.0	ND
11/27/91	70	<0.5	<0.5	<0.5	1.2	--	--	<0.5	--	<0.5	<0.5	<0.5	<0.5	<0.5	<0.5	<0.5	<1.0	ND
01/29/92	150	<0.5	<0.5	3.1	7.1	--	--	<0.5	--	<0.5	<0.5	<0.5	<0.5	<0.5	<0.5	<0.5	<1.0	ND
03/26/92	<50	<0.5	<0.5	<0.5	<0.5	--	--	<0.5	--	<0.5	<0.5	<0.5	<0.5	<0.5	<0.5	<0.5	<1.0	ND
07/23/92	190	<0.5	<0.5	<0.5	2.1	--	--	<0.5	--	<0.5	<0.5	<0.5	<0.5	<0.5	<0.5	<0.5	<0.5	<0.5
10/28/92	190	<0.5	<0.5	<0.5	2.0	--	--	<0.5	--	<0.5	<0.5	<0.5	<0.5	<0.5	<0.5	<0.5	<1.0	ND
05/04/93	INACCESSIBLE		--	--	--	--	--	--	--	--	--	--	--	--	--	--	--	--
01/05/94	INACCESSIBLE		--	--	--	--	--	--	--	--	--	--	--	--	--	--	--	--
05/13/94	220	<0.5	1.2	<0.5	1.7	--	--	<0.5	--	<0.5	<0.5	<0.5	<0.5	<0.5	<0.5	<0.5	<0.5	<0.5-<1.0
10/24/94	<50	<0.5	<0.5	<0.5	<0.5	--	--	<0.5	--	<0.5	<0.5	<0.5	<0.5	<0.5	<0.5	<0.5	<0.5	<0.5-<1.0
04/19/95	140 ²	<0.5	<0.5	<0.5	1.2	--	--	<0.5	--	<0.5	<0.5	<0.5	<0.5	<0.5	<0.5	<0.5	<0.5	<0.5
11/06/95	<50	<0.5	<0.5	<0.5	<0.5	<5.0	--	<1.0	--	<1.0	<1.0	<1.0	<1.0	<1.0	<1.0	<1.0	<1.0	ND
04/26/96	<50	<0.5	<0.5	<0.5	<0.5	<5.0	--	<0.5	--	<0.5	<0.5	<0.5	<0.5	<0.5	<0.5	<0.5	<0.8	<0.5-<5.0
10/10/96	INACCESSIBLE		--	--	--	--	--	--	--	--	--	--	--	--	--	--	--	--

APPENDIX D
HISTORICAL GROUNDWATER ANALYTICAL RESULTS
Former Chevron Asphalt Plant and Bulk Terminal #206265
1520 Powell Street
Emeryville, California

WELL ID/ DATE	Fuel Related Hydrocarbon Compounds							Chlorinated Volatile Organic Compounds										
	TPH-G (µg/L)	BENZENE (µg/L)	TOLUENE (µg/L)	ETHYL BENZENE (µg/L)	XYLENE (µg/L)	MTBE (µg/L)	TPH-D (µg/L)	1,1-DCE (µg/L)	1,2-DCE (µg/L)	t-1,2-DCE (µg/L)	c-1,2-DCE (µg/L)	1,1-DCA (µg/L)	1,1,1-TCA (µg/L)	TCE (µg/L)	PCE (µg/L)	CF (µg/L)	VC (µg/L)	HVOCs (µg/L)
MW-13 (cont'd)																		
04/22/97	<50	<0.5	<0.5	<0.5	<0.5	<5.0	--	<0.5	--	<0.5	<0.5	<0.5	<0.5	<0.5	<0.5	<0.5	<0.8	ND
10/16/97	<50	<0.5	<0.5	<0.5	<0.5	<5.0	--	<1.0	--	<1.0	<1.0	<1.0	<1.0	<10	<1.0	<1.0	<0.5	ND
05/04/98	<50	<0.5	<0.5	<0.5	<0.5	<2.5	--	<0.5	--	<0.5	<0.5	<0.5	<0.5	<0.5	<0.5	<0.5	<1.0	ND
10/27/98	<50	<0.5	<0.5	<0.5	<0.5	<2.5	--	<0.5	--	<0.5	<0.5	<0.5	<0.5	<0.5	<0.5	<0.5	<1.0	ND
04/15/99	--	--	--	--	--	--	--	--	--	--	--	--	--	--	--	--	--	--
11/04/99	<50	<0.5	<0.5	<0.5	<0.5	<2.5	--	<0.5	--	<0.5	<0.5	<0.5	<0.5	<0.5	<0.5	<0.5	<0.5	ND
DECOMMISSIONED AND NOT MONITORED/SAMPLED WELLS																		
MW-14																		
03/21/90	170	<0.3	<0.3	<0.4	2.0	--	--	<2.0	<0.5	--	--	<0.5	<0.5	<0.5	<0.5	<0.5	<1.0	--
06/19/90	--	--	--	--	--	--	--	<2.0	<0.5	--	--	<0.5	<0.5	<0.5	<0.5	<0.5	<1.0	--
09/20/90	<50	<0.3	<0.3	<0.3	<0.6	--	--	<2.0	<0.5	--	--	<0.5	<0.5	<0.5	<0.5	<0.5	<1.0	--
12/28/90	<50	<0.5	<0.5	<0.5	<0.5	--	--	<0.5	--	<0.5	<0.5	<0.5	<0.5	<0.5	<0.5	<0.5	<1.0	--
05/10/91	<50	<0.5	<0.5	<0.5	<0.5	--	--	<0.5	--	<0.5	<0.5	<0.5	<0.5	<0.5	<0.5	<0.5	<1.0	ND
08/08/91	<50	<0.5	<0.5	<0.5	<0.5	--	--	<0.5	--	<0.5	<0.5	<0.5	<0.5	<0.5	<0.5	<0.5	<1.0	ND
11/27/91	<50	<0.5	<0.5	<0.5	<0.5	--	--	<0.5	--	<0.5	<0.5	<0.5	<0.5	<0.5	<0.5	<0.5	<1.0	ND
01/29/92	<50	<0.5	<0.5	<0.5	<0.5	--	--	<0.5	--	<0.5	<0.5	<0.5	<0.5	<0.5	<0.5	<0.5	<1.0	ND
03/26/92	<50	<0.5	<0.5	<0.5	<0.5	--	--	<0.5	--	<0.5	<0.5	<0.5	<0.5	<0.5	<0.5	<0.5	<1.0	ND
07/23/92	<50	0.6	<0.5	<0.5	0.8	--	--	<0.5	--	<0.5	<0.5	<0.5	<0.5	<0.5	<0.5	<0.5	<0.5	<0.5
10/28/92	56	0.7	4.0	0.8	3.8	--	--	<0.5	--	<0.5	<0.5	<0.5	<0.5	<0.5	<0.5	<0.5	<1.0	ND
DECOMMISSIONED AND NOT MONITORED/SAMPLED WELLS																		
MW-15																		
03/21/90	<50	<0.3	<0.3	<0.3	<0.6	--	--	<0.2	<0.5	--	--	<0.5	<0.5	<0.5	<0.5	<0.5	<1.0	--
06/19/90	<50	<0.3	<0.3	<0.3	<0.6	--	--	<0.2	<0.5	--	--	<0.5	<0.5	<0.5	<0.5	<0.5	<1.0	--
09/20/90	<50	<0.3	<0.3	<0.3	<0.6	--	--	<0.2	<0.5	--	--	<0.5	<0.5	<0.5	<0.5	<0.5	<1.0	--
12/28/90	<50	<0.5	<0.5	<0.5	<0.5	--	--	<0.5	--	<0.5	<0.5	<0.5	<0.5	<0.5	<0.5	<0.5	<1.0	--
05/10/91	<50	<0.5	<0.5	<0.5	<0.5	--	--	<0.5	--	<0.5	<0.5	<0.5	<0.5	<0.5	<0.5	<0.5	<1.0	ND ¹¹
08/08/91	<50	<0.5	<0.5	<0.5	<0.5	--	--	<0.5	--	<0.5	<0.5	<0.5	<0.5	<0.5	<0.5	<0.5	<1.0	ND
11/27/91	<50	<0.5	<0.5	<0.5	<0.5	--	--	<0.5	--	<0.5	<0.5	<0.5	<0.5	<0.5	<0.5	<0.5	<1.0	ND
01/29/92	<50	1.9	2.6	0.8	2.6	--	--	<0.5	--	<0.5	<0.5	<0.5	<0.5	<0.5	<0.5	<0.5	<1.0	ND
03/26/92	<50	<0.5	<0.5	<0.5	<0.5	--	--	<0.5	--	<0.5	<0.5	<0.5	<0.5	<0.5	<0.5	<0.5	<1.0	ND
07/23/92	<50	<0.5	<0.5	<0.5	0.5	--	--	<0.5	--	<0.5	<0.5	<0.5	<0.5	<0.5	<0.5	<0.5	<0.5	<0.5
10/28/92	<50	<0.5	<0.5	<0.5	<0.5	--	--	<0.5	--	<0.5	<0.5	<0.5	<0.5	<0.5	<0.5	<0.5	<1.0	ND
05/04/93	INACCESSIBLE		--	--	--	--	--	--	--	--	--	--	--	--	--	--	--	--
01/05/94	INACCESSIBLE		--	--	--	--	--	--	--	--	--	--	--	--	--	--	--	--
05/13/94	110	<0.5	0.7	<0.5	2.0	--	--	<0.5	--	<0.5	<0.5	<0.5	<0.5	<0.5	<0.5	<0.5	<0.5	<0.5-<1.0
10/24/94	--	--	--	--	--	--	--	<0.5	--	<0.5	<0.5	<0.5	<0.5	3.1	<0.5	3.8	<0.5	<0.5-<1.0
04/19/95	--	--	--	--	--	--	--	<0.5	--	<0.5	<0.5	<0.5	<0.5	<0.5	<0.5	<0.5	<0.5	<0.5
04/26/96	--	--	--	--	--	--	--	<0.5	--	<0.5	<0.5	<0.5	<0.5	<0.5	<0.5	<0.5	<0.8	<0.5-<5.0
11/06/95	<50	<0.5	<0.5	<0.5	<0.5	<5.0	--	<1.0	--	<1.0	<1.0	<1.0	<1.0	<1.0	<1.0	<1.0	<1.0	ND
04/26/96	<50	<0.5	<0.5	<0.5	<0.5	<5.0	--	--	--	--	--	--	--	--	--	--	--	--
10/10/96	<50	<0.5	<0.5	<0.5	<0.5	<5.0	--	<0.5	--	<0.5	<0.5	<0.5	<0.5	<0.5	<0.5	<0.5	<0.8	ND
04/22/97	<50	<0.5	<0.5	<0.5	<0.5	<5.0	--	<0.5	--	<0.5	<0.5	<0.5	<0.5	<0.5	<0.5	<0.5	<0.8	ND
10/16/97	<50	<0.5	<0.5	<0.5	<0.5	<5.0	--	<1.0	--	<1.0	<1.0	<1.0	<1.0	<10	<1.0	<1.0	<0.5	ND
05/04/98	<50	<0.5	<0.5	<0.5	<0.5	<2.5	--	<0.5	--	<0.5	<0.5	<0.5	<0.5	<0.5	<0.5	<0.5	<1.0	ND
10/27/98	--	--	--	--	--	--	--	--	--	--	--	--	--	--	--	--	--	--
04/15/99	--	--	--	--	--	--	--	--	--	--	--	--	--	--	--	--	--	--
11/04/99	<50	<0.5	<0.5	<0.5	<0.5	<2.5	--	<0.5	--	<0.5	<0.5	<0.5	<0.5	<0.5	<0.5	<0.5	<0.5	ND

APPENDIX D
HISTORICAL GROUNDWATER ANALYTICAL RESULTS
Former Chevron Asphalt Plant and Bulk Terminal #206265
1520 Powell Street
Emeryville, California

WELL ID/ DATE	Fuel Related Hydrocarbon Compounds							Chlorinated Volatile Organic Compounds											
	TPH-G (µg/L)	BENZENE (µg/L)	TOLUENE (µg/L)	ETHYL BENZENE (µg/L)	XYLENE (µg/L)	MTBE (µg/L)	TPH-D (µg/L)	1,1-DCE (µg/L)	1,2-DCE (µg/L)	t-1,2-DCE (µg/L)	c-1,2-DCE (µg/L)	1,1-DCA (µg/L)	1,1,1-TCA (µg/L)	TCE (µg/L)	PCE (µg/L)	CF (µg/L)	VC (µg/L)	HVOCs (µg/L)	
MW-15 (cont'd)																			
04/13/00	<50	<0.50	<0.50	<0.50	<0.50	<2.5	--	<1.0	--	<1.0	<1.0	<1.0	<1.0	<1.0	<1.0	<1.0	<1.0	-- ²¹	
10/06/00			--	--	--	--	--	--	--	--	--	--	--	--	--	--	--	--	
04/23/01			--	--	--	--	--	--	--	--	--	--	--	--	--	--	--	--	
10/04/01			--	--	--	--	--	--	--	--	--	--	--	--	--	--	--	--	
04/01/02			--	--	--	--	--	--	--	--	--	--	--	--	--	--	--	--	
10/19/02			--	--	--	--	--	--	--	--	--	--	--	--	--	--	--	--	
04/16/03			--	--	--	--	--	--	--	--	--	--	--	--	--	--	--	--	
10/29/03			--	--	--	--	--	--	--	--	--	--	--	--	--	--	--	--	
UNABLE TO LOCATE - CEMENTED OVER DURING CONSTRUCTION																			
MW-16																			
03/21/90	<50	<0.3	<0.3	<0.3	<0.6	--	--	<0.2	0.8	--	--	<0.5	<0.5	27	8.0	2.0	<1.0	--	
06/19/90	<50	<0.3	<0.3	<0.3	<0.6	--	--	<0.2	<0.5	--	--	<0.5	<0.5	35	7.0	2.0	<1.0	--	
09/20/90	<50	<0.3	<0.3	<0.3	<0.6	--	--	<0.2	0.9	--	--	<0.5	<0.5	49	15	4.1	<1.0	--	
12/28/90	<50	<0.5	<0.5	<0.5	<0.5	--	--	<0.5	--	<0.5	<0.5	<0.5	<0.5	29	18	4.0	<1.0	ND ¹²	
05/10/91	<50	<0.5	<0.5	<0.5	<0.5	--	--	<0.5	--	<0.5	0.5	<0.5	<0.5	32	10	4.0	<1.0	ND	
08/08/91	<50	<0.5	<0.5	<0.5	<0.5	--	--	<0.5	--	<0.5	<0.5	<0.5	<0.5	35	13	1.9	<1.0	ND	
11/27/91	<50	<0.5	<0.5	<0.5	<0.5	--	--	<0.5	--	<0.5	1.3	<0.5	<0.5	47	12	1.8	<1.0	ND ¹³	
01/29/92	65	3.6	6.2	1.9	6.6	--	--	<0.5	--	<0.5	0.9	<0.5	<0.5	31	11	1.8	<1.0	ND	
03/26/92	270	21	27	9.5	41	--	--	<0.8	--	<0.8	<0.8	<0.8	<0.8	24	8.5	1.7	<1.7	<0.8-<1.7	
07/23/92	<50	<0.5	<0.5	<0.5	0.7	--	--	<0.5	--	<0.5	0.9	<0.5	<0.5	37	12	1.0	<0.5	<0.5	
10/28/92	<50	0.9	1.4	<0.5	1.1	--	--	<0.5	--	<0.5	1.7	<0.5	<0.5	39	14	1.1	<1.0	ND	
05/04/93	51	<0.5	1.0	0.6	1.7	--	--	<0.5	--	<0.5	<0.5	<0.5	<0.5	32	10	1.1	<1.0	<0.5	
01/05/94	INACCESSIBLE		--	--	--	--	--	--	--	--	--	--	--	--	--	--	--	--	
05/13/94	PAVED OVER		--	--	--	--	--	--	--	--	--	--	--	--	--	--	--	--	
DECOMMISSIONED AND NOT MONITORED/SAMPLED WELLS																			
MW-19																			
03/21/90	<50	<0.3	<0.3	<0.3	<0.6	--	--	<0.2	10	--	--	<0.5	2.5	41	53	3.2	<1.0	--	
06/19/90	<50	<0.3	<0.3	<0.3	<0.6	--	--	<0.2	13	--	--	<0.5	1.5	46	47	2.8	<1.0	--	
09/20/90	<50	<0.3	<0.3	<0.3	<0.6	--	--	<0.2	5.8	--	--	<0.5	2.5	39	32	3.1	<1.0	--	
12/28/90	66	<0.5	<0.5	<0.5	<0.5	--	--	<0.5	--	0.8	22	<0.5	1.0	40	44	3.0	<1.0	--	
05/10/91 ³	60	<0.5	<0.5	<0.5	<0.5	--	--	<0.5	--	2.0	12	<0.5	1.0	47	47	3.0	<1.0	ND	
08/08/91	58	<0.5	<0.5	<0.5	<0.5	--	--	<0.5	--	1.1	4.8	<0.5	1.1	41	35	2.8	<1.0	ND	
11/27/91	<50	<0.5	<0.5	<0.5	<0.5	--	--	<0.5	--	1.9	29	<0.5	0.9	59	31	2.7	<1.0	ND	
01/29/92	<50	1.7	2.6	0.7	2.1	--	--	<5.0	--	<5.0	8.9	<5.0	<5.0	51	44	3	<10	ND	
03/26/92	80	<0.5	<0.5	<0.5	<0.5	--	--	<1.2	--	1.7	23	<1.2	1.5	68	130	1.4	<2.5	ND ¹⁶	
07/23/92	70	0.6	0.5	<0.5	1.5	--	--	1.1	--	1.4	5.6	<0.5	1.0	61	38	3.3	<0.5	<0.5	
10/28/92	170	4.3	28	5.1	24	--	--	<0.5	--	0.9	5.3	<0.5	1.1	46	24	2.2	<1.0	ND	
05/04/93	120	2.0	4.7	2.8	8.1	--	--	<0.5	--	2.5	8.7	0.5	1.1	69	32	3.9	<1.0	<0.5	
01/05/94	<50	2.0	1.4	1.7	2.5	--	--	<0.5	--	1.7	1.7	<0.5	16	49	46	<0.5	<1.0	<0.5	
05/13/94	<50	<0.5	0.9	<0.5	<0.5	--	--	<0.5	--	1.8	22	<0.5	0.7	40	58	<0.5	<0.5	<0.5-<1.0	
10/24/94	<50	<0.5	<0.5	<0.5	<0.5	--	--	<50	--	110	54	<50	<50	98	300	<50	<50	<50-<100	
04/19/95	270 ²	<0.5	<0.5	<0.5	<0.5	--	--	<0.5	--	<0.5	65	<0.5	<0.5	130	670	<0.5	<0.5	<0.5	
DECOMMISSIONED AND NOT MONITORED/SAMPLED WELLS																			
BAILER BLANK																			
05/10/91	<50	<0.5	<0.5	<0.5	<0.5	--	--	<0.5	--	<0.5	<0.5	<0.5	<0.5	<0.5	<0.5	<0.5	<0.5	<1.0	ND
08/08/91	<50	<0.5	<0.5	<0.5	<0.5	--	--	<0.5	--	<0.5	<0.5	<0.5	<0.5	<0.5	<0.5	<0.5	<0.5	<1.0	ND
11/27/91	<50	<0.5	<0.5	<0.5	<0.5	--	--	<0.5	--	<0.5	<0.5	<0.5	<0.5	<0.5	<0.5	<0.5	<0.5	<1.0	ND ¹⁸

APPENDIX D
HISTORICAL GROUNDWATER ANALYTICAL RESULTS
Former Chevron Asphalt Plant and Bulk Terminal #206265
1520 Powell Street
Emeryville, California

WELL ID/ DATE	Fuel Related Hydrocarbon Compounds							Chlorinated Volatile Organic Compounds										
	TPH-G (µg/L)	BENZENE (µg/L)	TOLUENE (µg/L)	ETHYL BENZENE (µg/L)	XYLENE (µg/L)	MTBE (µg/L)	TPH-D (µg/L)	1,1-DCE (µg/L)	1,2-DCE (µg/L)	t-1,2-DCE (µg/L)	c-1,2-DCE (µg/L)	1,1-DCA (µg/L)	1,1,1-TCA (µg/L)	TCE (µg/L)	PCE (µg/L)	CF (µg/L)	VC (µg/L)	HVOCs (µg/L)
01/29/92	<50	<0.5	<0.5	<0.5	<0.5	--	--	<0.5	--	<0.5	<0.5	<0.5	<0.5	<0.5	<0.5	<0.5	<1.0	ND
03/26/92	<50	<0.5	<0.5	<0.5	<0.5	--	--	<0.5	--	<0.5	<0.5	<0.5	<0.5	<0.5	<0.5	<0.5	<1.0	ND
07/23/92	<50	<0.5	<0.5	<0.5	<0.5	--	--	<0.5	--	<0.5	<0.5	<0.5	<0.5	<0.5	<0.5	<0.5	<0.5	<0.5
10/28/92	<50	<0.5	<0.5	<0.5	<0.5	--	--	<0.5	--	<0.5	<0.5	<0.5	<0.5	<0.5	<0.5	<0.5	<1.0	ND
05/04/93	<50	<0.5	<0.5	<0.5	<1.5	--	--	<0.5	--	<0.5	<0.5	<0.5	<0.5	<0.5	<0.5	<0.5	<1.0	<0.5
01/05/94	<50	<0.5	<0.5	<0.5	<0.5	--	--	<0.8	--	<0.8	<0.8	<1	<0.8	<1	<0.8	<0.8	<1	--
05/13/94	<50	<0.5	<0.5	<0.5	<0.5	--	--	--	--	--	--	--	--	--	--	--	--	--
5/20/10	<50	<0.5	<0.5	<0.5	<0.5	<0.5	--	<0.8	--	<0.8	<0.8	<1	<0.8	<1	<0.8	<0.8	<1	--
10/28/10	<50	<0.5	<0.5	<0.5	<0.5	<0.5	--	<0.8	--	<0.8	<0.8	<1	<0.8	<1	<0.8	12	<1	--
06/10/11	<50	<0.5	<0.5	<0.5	<0.5	<0.5	--	<0.8	--	<0.8	<0.8	<1	<0.8	<1	<0.8	<0.8	<1	--
TRIP BLANK																		
04/14/89	<50	<0.5	<1.0	<1.0	<1.0	--	--	<1.0	<0.5	--	--	<1.0	<1.0	<1.0	<1.0	<2.0	<1.0	--
07/31/89	<50	<0.1	<0.5	<0.5	<0.2	--	--	<0.1	<0.5	--	--	<0.1	<0.1	<0.1	<0.1	<0.5	<0.1	--
12/08/89	--	<0.3	<0.3	<0.3	<0.6	--	--	<0.2	<0.5	--	--	<0.5	<0.5	<0.5	<0.5	<0.5	<1.0	--
03/21/90	<50	<0.3	<0.3	<0.3	<0.6	--	--	<0.2	<0.5	--	--	<0.5	<0.5	<0.5	<0.5	<0.5	<1.0	--
03/26/90	<50	<0.3	<0.3	<0.3	<0.6	--	--	<0.2	<0.5	--	--	<0.5	<0.5	<0.5	<0.5	<0.5	<1.0	--
06/19/90	<50	<0.3	<0.3	<0.3	<0.6	--	--	--	--	--	--	--	--	--	--	--	--	--
TRIP BLANK (cont)																		
09/21/90	<50	<0.3	<0.3	<0.3	<0.6	--	--	<0.2	<0.5	--	--	<0.5	<0.5	<0.5	<0.5	<0.5	<1.0	--
12/28/90	<50	<0.5	<0.5	<0.5	<0.6	--	--	<0.5	--	<0.5	<0.5	<0.5	<0.5	<0.5	<0.5	<0.5	<1.0	--
05/10/91	<50	<0.5	<0.5	<0.5	<0.5	--	--	<0.5	--	<0.5	<0.5	<0.5	<0.5	<0.5	<0.5	<0.5	<1.0	ND
08/08/91	<50	<0.5	<0.5	<0.5	<0.5	--	--	<0.5	--	<0.5	<0.5	<0.5	<0.5	<0.5	<0.5	<0.5	<1.0	ND ¹⁹
11/27/91	<50	<0.5	<0.5	<0.5	<0.5	--	--	<0.5	--	<0.5	<0.5	<0.5	<0.5	<0.5	<0.5	<0.5	<1.0	ND ²⁰
01/29/92	<50	<0.5	<0.5	<0.5	<0.5	--	--	<0.5	--	<0.5	<0.5	<0.5	<0.5	<0.5	<0.5	<0.5	<1.0	ND
03/26/92	<50	<0.5	<0.5	<0.5	<0.5	--	--	<0.5	--	<0.5	<0.5	<0.5	<0.5	<0.5	<0.5	<0.5	<1.0	ND
07/23/92	<50	<0.5	<0.5	<0.5	<0.5	--	--	<0.5	--	<0.5	<0.5	<0.5	<0.5	<0.5	<0.5	<0.5	<0.5	<0.5
10/28/92	<50	<0.5	<0.5	<0.5	<0.5	--	--	<0.5	--	<0.5	<0.5	<0.5	<0.5	<0.5	<0.5	<0.5	<1.0	ND
05/04/93	<50	<0.5	<0.5	<0.5	<1.5	--	--	<0.5	--	<0.5	<0.5	<0.5	<0.5	<0.5	<0.5	<0.5	<1.0	<0.5
01/05/94	<50	<0.5	<0.5	<0.5	<0.5	--	--	--	--	--	--	--	--	--	--	--	--	--
05/13/94	<50	<0.5	<0.5	<0.5	<0.5	--	--	--	--	--	--	--	--	--	--	--	--	--
10/24/94	<50	<0.5	<0.5	<0.5	<0.5	--	--	--	--	--	--	--	--	--	--	--	--	--
04/19/95	<50	<0.5	<0.5	<0.5	<0.5	--	--	--	--	--	--	--	--	--	--	--	--	--
11/06/95	<50	<0.5	<0.5	<0.5	<0.5	<5.0	--	<1.0	--	<1.0	<1.0	<1.0	<1.0	<1.0	<1.0	<1.0	<1.0	ND
04/26/96	<50	<0.5	<0.5	<0.5	<0.5	<5.0	--	--	--	--	--	--	--	--	--	--	--	--
10/10/96	<50	<0.5	<0.5	<0.5	<0.5	<5.0	--	--	--	--	--	--	--	--	--	--	--	--
04/22/97	<50	<0.5	<0.5	<0.5	<0.5	<5.0	--	--	--	--	--	--	--	--	--	--	--	--
10/16/97	<50	<0.5	<0.5	<0.5	<0.5	<5.0	--	--	--	--	--	--	--	--	--	--	--	--
05/04/98	<50	<0.5	<0.5	<0.5	<0.5	<2.5	--	--	--	--	--	--	--	--	--	--	--	--
10/27/98	<50	<0.5	<0.5	<0.5	<0.5	<2.5	--	--	--	--	--	--	--	--	--	--	--	--
04/15/99	<50	<0.5	<0.5	<0.5	<0.5	<5.0	--	--	--	--	--	--	--	--	--	--	--	--
04/13/00	<50	<0.50	<0.50	<0.50	<0.50	<2.5	--	--	--	--	--	--	--	--	--	--	--	--
10/05/00	<50	<0.50	<0.50	<0.50	<0.50	<2.5	--	--	--	--	--	--	--	--	--	--	--	--
04/23/01	<50	<0.50	<0.50	<0.50	<0.50	<2.5	--	--	--	--	--	--	--	--	--	--	--	--
10/04/01	<50	<0.50	<0.50	<0.50	<1.5	<2.5	--	--	--	--	--	--	--	--	--	--	--	--
04/01/02	<50	<0.50	<0.50	<0.50	<1.5	<2.5	--	--	--	--	--	--	--	--	--	--	--	--
04/30/09	<50	<0.5	<0.5	<0.5	0.5¹³	<0.5	--	--	--	--	--	--	--	--	--	--	--	--
6/24/09	--	--	--	--	--	--	--	<0.8	--	<0.8	<0.8	<1	<0.8	<1	<0.8	<0.8	<1	--
10/27/09	<50	<0.5	<0.5	<0.5	<0.5	<0.5	--	--	--	--	--	--	--	--	--	--	--	--

APPENDIX D
HISTORICAL GROUNDWATER ANALYTICAL RESULTS
Former Chevron Asphalt Plant and Bulk Terminal #206265
1520 Powell Street
Emeryville, California

WELL ID/ DATE	Fuel Related Hydrocarbon Compounds							Chlorinated Volatile Organic Compounds										
	TPH-G (µg/L)	BENZENE (µg/L)	TOLUENE (µg/L)	ETHYL BENZENE (µg/L)	XYLENE (µg/L)	MTBE (µg/L)	TPH-D (µg/L)	1,1-DCE (µg/L)	1,2-DCE (µg/L)	t-1,2-DCE (µg/L)	c-1,2-DCE (µg/L)	1,1-DCA (µg/L)	1,1,1-TCA (µg/L)	TCE (µg/L)	PCE (µg/L)	CF (µg/L)	VC (µg/L)	HVOCs (µg/L)
5/19/10	<50	<0.5	<0.5	<0.5	<0.5	<0.5	--	<0.8	--	<0.8	<0.8	<1	<0.8	<1	<0.8	<0.8	<1	--
5/20/10	<50	<0.5	<0.5	<0.5	<0.5	<0.5	--	<0.8	--	<0.8	<0.8	<1	<0.8	<1	<0.8	<0.8	<1	--
10/26/10	<50	<0.5	<0.5	<0.5	<0.5	<0.5	--	<0.8	--	<0.8	<0.8	<1	<0.8	<1	<0.8	<0.8	<1	--
10/27/10	<50	<0.5	<0.5	<0.5	<0.5	<0.5	--	<0.8	--	<0.8	<0.8	<1	<0.8	<1	<0.8	<0.8	<1	--
10/28/10	<50	<0.5	<0.5	<0.5	<0.5	<0.5	--	<0.8	--	<0.8	<0.8	<1	<0.8	<1	<0.8	<0.8	<1	--
06/08/11	<50	<0.5	<0.5	<0.5	<0.5	<0.5	--	<0.8	--	<0.8	<0.8	<1	<0.8	<1	<0.8	<0.8	<1	--
06/08/11	<50	<0.5	<0.5	<0.5	<0.5	<0.5	--	<0.8	--	<0.8	<0.8	<1	<0.8	<1	<0.8	<0.8	<1	--
06/09/11	<50	<0.5	<0.5	<0.5	<0.5	<0.5	--	<0.8	--	<0.8	<0.8	<1	<0.8	<1	<0.8	<0.8	<1	--
06/10/11	<50	<0.5	<0.5	<0.5	<0.5	<0.5	--	<0.8	--	<0.8	<0.8	<1	<0.8	<1	<0.8	<0.8	<1	--
QA																		
10/19/02	<50	<0.50	<0.50	<0.50	<1.5	<2.5	--	--	--	--	--	--	--	--	--	--	--	--
04/16/03	<50	<0.5	<0.5	<0.5	<1.5	<2.5	--	--	--	--	--	--	--	--	--	--	--	--
10/29/03 ¹²	<50	<0.5	<0.5	<0.5	<0.5	<0.5	--	--	--	--	--	--	--	--	--	--	--	--
04/01/04 ¹²	<50	<0.5	<0.5	<0.5	<0.5	<0.5	--	--	--	--	--	--	--	--	--	--	--	--
10/01/04 ¹²	<50	<0.5	<0.5	<0.5	<0.5	<0.5	--	--	--	--	--	--	--	--	--	--	--	--
04/08/05 ¹²	<50	<0.5	<0.5	<0.5	<0.5	<0.5	--	--	--	--	--	--	--	--	--	--	--	--
10/20/05 ¹²	<50	<0.5	<0.5	<0.5	<0.5	<0.5	--	--	--	--	--	--	--	--	--	--	--	--
04/20/06 ¹²	<50	<0.5	<0.5	<0.5	<0.5	<0.5	--	--	--	--	--	--	--	--	--	--	--	--
10/25/06 ¹²	<50	<0.5	<0.5	<0.5	<0.5	<0.5	--	--	--	--	--	--	--	--	--	--	--	--
04/13/07 ¹²	<50	<0.5	<0.5	<0.5	<0.5	<0.5	--	--	--	--	--	--	--	--	--	--	--	--
QA (cont)																		
10/19/07 ¹²	<50	<0.5	<0.5	<0.5	<0.5	<0.5	--	--	--	--	--	--	--	--	--	--	--	--
04/11/08 ¹²	<50	<0.5	<0.5	<0.5	<0.5	<0.5	--	--	--	--	--	--	--	--	--	--	--	--
10/17/08 ¹²	<50	<0.5	<0.5	<0.5	0.5 ¹³	<0.5	--	--	--	--	--	--	--	--	--	--	--	--

**APPENDIX D
HISTORICAL GROUNDWATER ANALYTICAL RESULTS
Former Chevron Asphalt Plant and Bulk Terminal #206265
1520 Powell Street
Emeryville, California**

EXPLANATIONS:

Groundwater monitoring data and laboratory results prior to April 13, 2000, were compiled from reports prepared by Blaine Tech. Services, Inc.

TPH-G = Total Petroleum Hydrocarbons as Gasoline	1,1-DCE = 1,1-Dichloroethene	PCE = Tetrachloroethene
B = Benzene	1,2-DCE = 1,2-Dichloroethene	CF = Chloroform
T = Toluene	t-1,2-DCE = trans-1,2-Dichloroethene	VC = Vinyl Chloride
E = Ethylbenzene	c-1,2-DCE = cis-1,2-Dichloroethene	HVOCs = Halogenated Volatile Organic Compounds
X = Xylenes	1,1-DCA = 1,1-Dichloroethane	(ppb) = Parts per billion
MTBE = Methyl Tertiary Butyl Ether	1,1,1-TCA = 1,1,1-Trichloroethane	-- = Not Measured/Not Analyzed
TOG = Total Oil and Grease	TCE = Trichloroethene	ND = Not Detected
QA = Quality Assurance/Trip Blank		
(mg/L) = milligrams per liter		
(µg/L) = micrograms per liter		

- 1 TPH was reported as Diesel #2.
- 2 Chromatogram pattern indicates an unidentified hydrocarbon.
- 3 Monitoring well was destroyed during soil excavation in 1989.
- 4 Sample has chlorinated hydrocarbon pattern, needs GCMS confirmation of MTBE.
- 5 Sample was analyzed outside the EPA recommended holding time.
- 6 Unable to sample due to car parked over the well.
- 7 Confirmation run.
- 8 MTBE by EPA Method 8240.
- 9 MTBE by EPA Method 8260.
- 10 Laboratory report indicates discrete peaks.
- 11 MTBE by EPA Method 8260 was analyzed outside the EPA recommended holding time.
- 12 BTEX and MTBE by EPA Method 8260.
- 13 The value reported for xylene (total) is probably due to carryover from the previous sample. The analysis was repeated using a previously opened vial. This compound was not detected in the re-analysis. The reported results are from the initial analysis.
- 14 MW-17, MW-18, and MW-19A were resurveyed June 12, 2009 along with the wells that were installed in May 2009. The groundwater elevation calculations from April 30, 2009 and after were calculated using the May 2009 survey data.
- 15 Chloromethane was detected at 0.6 ppb. Other HVOCs not detected at detection limits of 0.5 ppb.
- 16 1,1,2,2-Tetrachloroethane detected at 1.8 ppb; other HVOCs not detected at detection limits of 1.2 to 2.5 ppb.
- 17 Laboratory report indicates 1,1,2,2-Tetrachloroethane was detected at 3.8 ppb. Reported values for cis-1,2-dichloroethene; trichloroethene and tetrachloroethene are from 50X dilution sample re-analysis.
- 18 Trace concentrations of trihalomethane compounds detected in bailer blank.
- 19 3.1 ppb 1,2-dichlorobenzene detected; other HVOCs not detected.
- 20 Trace concentrations of trihalomethane compounds detected in bailer blank.
- 21 Laboratory report indicates all other HVOCs were ND; See specific laboratory analytical report.
- 22 Laboratory report indicates all other HVOCs were ND, except for Freon 113 was detected at 2.3 ppb and 1,1,2,2-Tetrachloroethane was 3.9 ppb.
- 23 Laboratory report indicates all other HVOCs were ND, except for Freon 113 detected at 5 ppb and 1,1,2,2-Tetrachloroethane at 3 ppb; See specific laboratory analytical report.
- 24 Laboratory report indicates all other HVOCs were ND, except for 1,1,2,2-Tetrachloroethane detected at 4 ppb; See specific laboratory analytical report.
- 25 Laboratory report indicates all other HVOCs were less than the reporting limit, except for 1,1,2,2-Tetrachloroethane was detected at 2 ppb, and Freon 113 was detected at 4 ppb.
- 26 Laboratory report indicates all other HVOCs were ND, except for Freon 113 was detected at 3 ppb and 1,1,2,2-Tetrachloroethane was 3 ppb.
- 27 Laboratory report indicates all other HVOCs were ND, except for Freon 113 was detected at 5 ppb and 1,1,2,2-Tetrachloroethane was 2 ppb.

Historical results reported below the detection limit and that did not have a reporting limit provided in the available documents are listed as ND.

<## - not detected at or above the indicated reporting limit