

RECEIVED

11:22 am, Jun 09, 2008

Alameda County
Environmental Health

**Summary Report of
Soil and Groundwater Investigation
Former Learner Investment Company Property
768 46th Avenue, Oakland, California
(SLIC Case RO0002478;
Geotracker Global ID SLT2O150156)**

**June 6, 2008
001-09644-01**

Prepared for:
Neu Investment Corporation and
GVA Kidder Mathews
505 Sansome Street, Suite 300
San Francisco, California 94111

Prepared by:
LFR Inc.
1900 Powell Street, 12th Floor
Emeryville, California 94608

June 6, 2008

505 Sansome Street, Suite 300
San Francisco, CA 94111
Tel: 415.229.8888
Fax: 415.229.8987
www.gvakm.com

Mr. Jerry Wickham
Alameda County Health Care Services
Environmental Health Services
1131 Harbor Bay Parkway, Suite 250
Alameda, California 94502-6577

Subject: Summary Report of Soil and Groundwater Investigation Former Learner Investment Company Property 768 46th Avenue, Oakland, California SLIC Case RO0002478 and Geotracker Global ID SLT2O150156

Dear Mr. Wickham:

The enclosed Summary Report was prepared by LFR Inc. (LFR) on behalf of Neu Investment Corporation for Former Learner Investment Company Property 768 46th Avenue, Oakland, California SLIC Case RO0002478 and Geotracker Global ID SLT2O150156 ("the Site"). This report presents the findings of additional subsurface investigations conducted during April 2008 by LFR to further characterize the extent of contamination at the Site. The scope of work for the investigation conducted was described in a work plan that was submitted to Alameda County Environmental Health (ACEH) on November 8, 2007, and was approved by ACEH on December 3, 2007.

As required, this report will be submitted electronically via the Alameda County Environmental Cleanup Oversight Program FTP website, and via the Regional Water Quality Control Board's Geotracker electronic submittal system.

I declare, under penalty of perjury, that the information and/or recommendations contained in the attached document or report are true and correct to the best of my knowledge. If you have any questions or comments concerning this report, please call me at (415) 229-8888 or Ron Goloubow of LFR at (510) 652-4500.

Sincerely,



Marcella Harrison
GVA Kidder Mathews, as agent for Neu Investment Corporation

Attachment

CONTENTS

CERTIFICATION	III
1.0 INTRODUCTION.....	1
1.1 Site History.....	1
1.2 Objectives	4
1.3 Geology and Hydrogeology	4
2.0 SCOPE OF INVESTIGATION	4
2.1 Pre-Field Activities	5
2.1.1 Permitting	5
2.1.2 Subsurface Utility Clearance	5
2.1.3 Health and Safety Plan	5
2.2 Soil Borings, Soil Sampling, and Lithologic Logging	5
2.2.1 Equipment Decontamination and Borehole Abandonment	7
2.3 Grab Groundwater Sampling.....	7
2.4 Laboratory Analyses.....	7
2.4.1 Soil Sample Analyses.....	7
2.4.2 Grab Groundwater Sample Analyses	8
2.4.3 Data Validation Summary	8
3.0 LABORATORY ANALYTICAL RESULTS.....	9
3.1 Total Petroleum Hydrocarbons and BTEX in Soil	9
3.2 VOCs in Soil.....	10
3.3 PCBs in Soil	10
3.4 Metals in Soil	11
3.5 Total Petroleum Hydrocarbons and BTEX in Groundwater	11
3.6 VOCs in Groundwater	11
3.7 Metals in Groundwater.....	12
4.0 CONCLUSIONS	12
5.0 REFERENCES	13

TABLES

- 1 Total Petroleum Hydrocarbons and Benzene, Toluene, Ethylbenzene, and Xylenes in Soil Samples Collected at the Learner Property
- 2 Volatile Organic Compounds in Soil Samples Collected at the Learner Property
- 3 Polychlorinated Biphenyls in Soil Samples Collected at the Learner Property
- 4 Metals in Soil Samples Collected at the Learner Property
- 5 Total Petroleum Hydrocarbons and Benzene, Toluene, Ethylbenzene, and Xylenes in Groundwater Samples Collected at the Learner Property
- 6 Volatile Organic Compounds in Groundwater Samples Collected at the Learner Property
- 7 Metals in Groundwater Samples Collected at the Learner Property

FIGURES


- 1 Site Location Map
- 2 Area Overview
- 3 Site Map Showing Previous Dames & Moore Sample Locations and Analytical Results
- 4 Site Map Showing Previous Kaprealian, Kleinfelder, and LFR Sample Locations and Analytical Results
- 5 Concentrations of TPHd, TPHmo, and PCBs in Soil and Groundwater Samples, April 2008
- 6 Concentrations of Metals in Soil Samples, April 2008

APPENDICES


- A Approved Drilling Permit
- B Lithologic Soil Boring Logs
- C Laboratory-Certified Analytical Reports

CERTIFICATION

All hydrogeologic and geologic information, conclusions, and recommendations in this document have been prepared under the supervision of and reviewed by an LFR Inc. California Professional Geologist.



Charles H. Pardini
Principal Geologist
California Professional Geologist (6444)



6/6/08

Date

1.0 INTRODUCTION

LFR Inc. (LFR) has prepared this report on behalf of the Neu Investment Corporation (“Neu Corporation”), the current owners of the former Learner Investment Company property. This report summarizes the results of the soil and groundwater investigation that was conducted at the Learner property located at 768 46th Avenue, Oakland, California (“the Site”; Figures 1 and 2; Alameda County Department of Environmental Health [ACEH] SLIC Case RO0002748; Geotracker Global ID SLT2O150156). The Site is informally divided into the northern portion and the “Flag Lot.” The Flag Lot is a portion of the former Learner site that is currently leased by Westside Building Materials. The configuration of the Flag Lot is illustrated on Figure 2.

LFR understands that the Site and several neighboring sites (Superior Plaster Castings, Westside Building Materials, and Pacific Gas and Electric Company [PG&E]) are currently undergoing soil and groundwater investigations with the oversight of ACEH. In a letter dated July 11, 2007 from ACEH to the Neu Corporation, ACEH requested further assessment of polychlorinated biphenyls (PCBs), total petroleum hydrocarbons (TPH), and metals in soil and groundwater at the Site.

The scope of work for the investigation conducted at the Site and presented in this report was described in the “Plan for Additional Site Assessment, Learner Investment Company Property, 768 46th Avenue, Oakland, California (SLIC Case RO0002478; Geotracker Global ID SLT2O150156)” (“the Work Plan”), dated November 8, 2007. The Work Plan was approved by ACEH on December 3, 2007, with some requested revisions. The revisions to the scope of work included advancing additional soil borings, collecting additional samples, and conducting additional analyses.

At the time of the investigation in April 2008, access in the southeastern portion of the Site was limited due to the presence of large soil stockpiles and standing water (Figure 5). Thus, proposed soil borings LP-3, LP-12, and LP-14 could not be drilled and sampled.

1.1 Site History

As described in the Work Plan, an asphalt batch plant operated on a small portion of southwestern part of the Site prior to Learner acquiring the property. The main portion of the asphalt batch plant was located on the northwestern part of the Westside Building Materials property. Learner purchased the Site in the 1960s and operated a scrap metal bailing yard until October 1982 when operations ceased. The yard received scrap metal materials such as old appliances, industrial machinery, motors, empty drums, and other scrap metal light enough to be hydraulically compressed. The scrap was loaded into a hydraulic bailer via an electric crane and compressed into bails. Prior to 1971, automobiles were also bailed at the Site. After bailing, the scrap metal was resold to steel mills (Dames & Moore 1988a).

After the yard was closed in 1982, Learner ceased operations and no activity reportedly took place at the Site until January 1988. At that time, Learner intended to redevelop the Site into an office and warehouse complex. Learner began to disassemble and remove the bailer and associated equipment including a large hopper, electric crane, and a pump house that included an aboveground tank and piping containing hydraulic fluid for the bailer (Figure 3). A set of railroad tracks along the northeastern property boundary was also removed (Dames & Moore 1988a).

During the removal of the railroad tracks and the disassembly of the bailing equipment in 1988, Dames & Moore observed excavations and soil stockpiles at the Site. Two large piles of soil (reportedly 6 to 8 feet high) were located approximately 50 feet north of the former bailing area and were formed following removal of the railroad bed material. The piles consisted primarily of soil with some gravel, small wood pieces, and metal scrap. Several other large piles (reportedly 8 to 10 feet high) located south of the former bailer consisted of soil and metal scrap that accumulated from material from the former on-site operations. Another pile estimated to be approximately 12 feet high and 15 feet in diameter, comprised of metal cables with some piping and scrap metal, was observed in the area south of the former bailer (Dames & Moore 1988a).

In July 1988, Dames & Moore conducted investigation activities in three areas of concern: the former bailing area, the soil pile areas, and the narrow drive area (Figure 3). In the former bailing area, nine test pits were excavated with a backhoe to a depth of approximately 6 feet below ground surface (bgs). Some discontinuous dark staining was observed in the upper few inches of soil adjacent to the bailer and pump house concrete pads. Elevated concentrations of TPH (detected by U.S. Environmental Protection Agency [EPA] Methods 3550/418.1) were generally limited to the shallow soil samples collected at test pit location 11 at a depth of approximately 2.5 feet bgs, directly north and east of the former bailer (Figure 3). The highest reported TPH concentration in a soil sample collected in this area was 3,770 milligrams per kilogram (mg/kg) at a depth of approximately 2.5 feet bgs. Southeast of the crane concrete pad, TPH was detected at a concentration of 2,860 mg/kg in a soil sample collected at a depth of approximately 2.5 feet bgs. TPH concentrations in all soil samples collected at a depth of approximately 4.5 feet bgs were below the laboratory detection limit of 5 mg/kg, except for one sample in which TPH was detected at a concentration of 7.2 mg/kg. PCBs were not detected above the laboratory detection limit of 0.01 mg/kg in the soil samples collected from test pits 3 and 4 located near the bailer area (Figure 3; Dames and Moore 1988b).

Composite soil samples were collected from three sections of the narrow drive area. The highest TPH concentration was detected at 1,830 mg/kg in a sample composited from discrete samples collected at depths of approximately 1.5 and 2 feet bgs. TPH was detected in the other two composite samples at 247 mg/kg and 645 mg/kg. PCBs were present above the analytical detection limit in two of the three composite samples at 0.06 and 0.57 mg/kg (Figure 3; Dames and Moore 1988b).

Composite soil samples P1A-P1B and P2A-P2B were collected from two former soil pile areas and analyzed for TPH and PCBs. TPH was detected at 3,610 mg/kg and

3,920 mg/kg in the two composite samples (Figure 3). PCBs were detected in both samples at 25.2 mg/kg and 19.9 mg/kg. It is unknown if these soil piles still remain at the Site. In June 1988, a 700-gallon diesel fuel underground storage tank was removed from the Site (Figure 4). Two soil samples (A-1 and A-2) were collected from the native soil beneath each end of the tank at a depth of approximately 8 feet bgs. The samples were analyzed for TPH as gasoline and TPH as diesel (TPHd), benzene, toluene, ethylbenzene, and total xylenes (BTEX), and total lead. TPH and BTEX were not detected in one of the samples. In the other sample, TPH and xylenes were detected at 4.9 and 0.16 mg/kg, respectively (Figure 4). Total lead was detected at 3.0 mg/kg and 6.5 mg/kg (Kaprealian Engineering, Inc., 1988).

In June 1989, Kleinfelder, Inc., collected 11 surface samples at locations illustrated on Figure 4; four of the samples were located near the former bailing area, four were located near the soil pile, and three were located near the narrow access drive area. Reportedly, most of the soil samples also contained debris, which included metal scraps, glass, and wood. The soil samples were analyzed for TPH (by EPA Method 418.1), lead, chromium, cadmium, nickel, zinc, corrosivity, reactivity, ignitability, and aquatic toxicity. In addition, one soil sample was analyzed for the 17 California Code of Regulations (CCR) Title 22 metals, and three soil samples were analyzed by the Waste Extraction Test procedure (Kleinfelder 1990).

In a letter dated April 7, 1993, ACEH responded to the investigation work plan dated February 16, 1993 and prepared by Weiss Associates. The work plan specified the installation of eight soil borings, four to be placed around the former bailing area and four in the drive area. Additionally, three monitoring wells were to be installed based on grab groundwater sampling results that were previously collected at the Site. Based on observations made by LFR in April 2008, one groundwater monitoring well is present at the Site.

The work plan was approved with some modifications. ACEH requested the consideration of all previous soil and groundwater-quality data that exhibited levels which exceeded the allowable CCR, Title 22 total threshold limit concentration (TTLC) and/or the soluble threshold limit concentration (STLC). ACEH further noted that both the TTLC and the STLC levels were exceeded in soil samples collected from stockpile B-11 and B-12 for lead and zinc as reported in the August 21, 1991 Weiss Associates report. Also, TTLC values in soil samples B-3, B-10, B-11, and B-12 were exceeded for cadmium, chromium, and nickel. In samples B-8 and B-9, TTLC values were exceeded for chromium. Each soil sample contained concentrations of lead that exceeded 10 times the STLC (ACEH 1993).

Following regrading of the Flag Lot portion of the Site in 2002, LFR collected three soil samples in the Flag Lot (Flag-1, Flag-2, and Flag-3) at a depth of approximately 0.5 foot bgs and analyzed the samples for metals. These soil samples were collected to confirm that previously detected concentrations of metals had been reduced to acceptable levels. Analytical results for these samples did indicate that the concentration of metals were reduced to levels consistent with the range of naturally occurring metals concentrations in soil in the San Francisco Bay Area (Lawrence

Berkeley National Laboratory [LBNL] 2002). The sample locations and analytical results for these samples are shown on Figure 4 (LFR 2004).

1.2 Objectives

The objective of this investigation is to further characterize the extent of TPH, PCBs, and metals in both soil and groundwater at the Site. To achieve this objective, 15 soil borings were proposed to be drilled and sampled. Three of the soil borings could not be drilled due to access constraints at the Site. The total depth of each boring was between approximately 8 to 12 feet bgs. One of the soil borings (LP-1) was located on a portion the Learner property that has been referred to as the “Flag Lot” (Figure 5).

This report includes a presentation of the methods and results of the recent investigation, as well as conclusions and recommendations. LFR’s evaluation of the data collected at the Site includes comparing the concentrations of compounds detected in soil and groundwater samples at the Site to the following human health-based regulatory screening criteria: Environmental Screening Levels (ESLs) for commercial–industrial sites where the groundwater is not a potential source of drinking water.

These ESL criteria were established by the Regional Water Quality Control Board. ESLs were developed to address environmental protection. Under most circumstances, the presence of a chemical in soil or groundwater at concentrations below the corresponding ESL can be assumed to not pose a significant threat to human health. ESLs can be obtained from <http://www.waterboards.ca.gov/sanfranciscobay/esl.shtml>.

1.3 Geology and Hydrogeology

The Site is located just north of the San Leandro Bay inlet of San Francisco Bay, and is underlain by Bay Mud and fluvial deposits. According to Woodward-Clyde Consultants, the Bay Mud ranges in thickness from less than 1 foot to more than 120 feet and is characterized by its saturation with saltwater and its low permeability (Woodward-Clyde Consultants 1993).

The groundwater quality has been described as brackish and of no practical use. Based on the lithologic data collected from the soil borings drilled at the Site in April 2008, the upper 12 feet of soil beneath the Site consists of interbedded layers of gravel, sand, silt, and clay. Based on previous investigations on neighboring properties, depth to groundwater in the site vicinity is 7 to 8 feet bgs, and the groundwater flow direction reported by PG&E (located southwest of the Site) is to the southwest.

2.0 SCOPE OF INVESTIGATION

To further characterize the extent of TPH, PCBs, and metals in both soil and groundwater at the Site, LFR supervised the drilling of 12 soil borings (LP-1, LP-2, LP-4 through LP-11, LP-13, and LP-15; Figure 5). In accordance with the Work Plan

and the ACEH letter of December 3, 2007, soil samples were collected from each of the soil borings and grab groundwater samples were collected from a selected number of soil borings (LP-1, LP-2, LP-6, and LP-13).

There were two deviations from the scope of work described in the approved Work Plan. As discussed above, access to soil boring locations LP-3, LP-12, and LP-14 was inhibited by the presence of soil piles and standing water. In addition, soil boring LP-4 did not yield groundwater so a grab groundwater sample could not be collected at this location. The soil and groundwater samples were submitted to Curtis & Tompkins, Ltd. (C&T), a state-certified laboratory located in Berkeley, California, for analysis.

This section describes the pre-field and drilling activities conducted by LFR during this investigation, and presents the rationale for the selected sample locations and laboratory analyses.

2.1 Pre-Field Activities

2.1.1 Permitting

LFR acquired the necessary drilling permit from and paid permit fees to the Alameda County Public Works Agency to advance the soil borings at the Site for the collection of soil and grab groundwater samples. A copy of the approved drilling permit is included in Appendix A.

2.1.2 Subsurface Utility Clearance

Prior to beginning drilling work, LFR subcontracted SubDynamic Locating Services of San Jose, California, to perform subsurface utility locating at the Site to identify possible subsurface obstructions and utilities. All proposed soil boring locations were properly cleared in the presence of the field geologist overseeing the drilling activities.

2.1.3 Health and Safety Plan

A site-specific health and safety plan (HSP) was prepared to document potential hazards to worker health and safety at the Site during the field activities and to specify the appropriate means to mitigate or control hazards. The HSP addressed the potential for exposure to hazardous constituents and described general safety procedures. A health and safety meeting was conducted before fieldwork began, and applicable activities were completed according to the HSP.

2.2 Soil Borings, Soil Sampling, and Lithologic Logging

LFR subcontracted Gregg Drilling, Inc., of Martinez, California, a state-licensed drilling subcontractor, to advance the six soil borings using a direct-push Geoprobe™ drilling rig. Drilling and soil and grab groundwater sampling activities were completed

on April 4, 2008. During drilling, continuous soil cores were collected for lithologic evaluation and field screening. LFR collected depth-discrete soil samples for laboratory analyses from intervals where field screening and field observations indicated the possible presence of petroleum hydrocarbons or other compounds in the soil. Where no indication of contamination was observed in the soil cores, LFR collected depth-discrete soil samples at between 3 and 5 feet bgs. Soil samples were collected at the Site and retained using the Encore™ soil sample containers.

Field boring logs were prepared by an LFR field geologist for each soil boring location. Lithologic descriptions based on the Unified Soil Classification System (American Society for Testing and Materials D2488-00) and field screening observations were recorded on the field boring logs. Soil boring logs were reviewed by a California Professional Geologist, and were transcribed into report-quality graphic logs presented in Appendix B.

Soil samples were collected during drilling on a continuous basis at depths between approximately 1 and 5 feet bgs and retained for laboratory analyses. Soil cores and soil samples were reviewed for visible or olfactory indications of the presence of petroleum hydrocarbons, and also were field screened using a portable photoionization detector (PID) to assess the presence of hydrocarbons or other volatile organic compounds (VOCs), and results were recorded on the soil boring logs. Soil borings were logged by an LFR field geologist under the supervision of a California Professional Geologist. The soil samples were described using the Unified Soil Classification System. The lithologic descriptions were recorded on soil boring logs provided in Appendix B.

Soils encountered during drilling consisted predominantly of fine-grained sediments (clays and silts) with thin intervals of coarser grained sediments (gravels and sands). Soil cores were reviewed for visible or olfactory indications of the presence of petroleum hydrocarbons, and also were screened in the field using a portable PID. Field observations and PID readings are noted on lithologic logs, and intervals selected for collecting soil samples for laboratory analyses were selected in part based on the results of the field screening and observations.

Depth-discrete soil samples were selected for laboratory analyses based on the potential presence of contaminants, as apparent from field screening using a PID or from visual/olfactory evaluation of the soil cores. Soil samples were obtained by directly pushing the continuous-core barrel lined with acetate sleeves into the soil at each of the six soil borings. Soil samples retained for TPH and VOC analyses were collected in three Encore™ soil sample containers. Soil samples retained for metals and PCB analyses were retained in the acetate core barrel liner. The ends of the acetate liner were sealed with Teflon™-lined plastic caps, which then were sealed and properly labeled with the boring identification number and depth interval, the time and date of collection, the analysis requested, and the initials of the sampler. All samples were stored in ice-chilled coolers and submitted to the laboratory under strict chain-of-custody protocol.

2.2.1 Equipment Decontamination and Borehole Abandonment

Down-hole drilling and sampling equipment was appropriately cleaned with high-pressure hot water (steam cleaned) before use at each new drilling location within a portable containment unit. After soil and groundwater samples were collected, each borehole was abandoned by sealing it with a mixture of cement and bentonite (“grout”) from the bottom up to the ground surface using a tremie pipe if groundwater was present or poured directly into the borehole if groundwater was not present. Waste soil generated during drilling was placed in 5-gallon buckets and will be disposed of within the next 90 days.

2.3 Grab Groundwater Sampling

Grab groundwater samples were collected from soil borings LP-1, LP-2, LP-6, and LP-13. These soil borings were advanced to approximately 12 feet bgs to allow for the collection of the grab groundwater samples. Each boring was advanced approximately 4 feet into the first observed saturated sediments. After drilling was completed, a temporary polyvinyl chloride (PVC) well screen and casing was placed in the soil boring. Grab groundwater samples were collected using a clean, stainless steel bailer lowered into the PVC casing, and the groundwater sample was gently poured from the bailer into the appropriate, clean, laboratory-supplied water sample containers. Sample containers were properly labeled and stored in ice-chilled coolers for daily transport to the analytical laboratory under chain-of-custody protocol.

2.4 Laboratory Analyses

Laboratory analyses of soil and grab groundwater samples were conducted by C&T. Soil samples selected for laboratory analyses were submitted for analyses under a “standard” turnaround schedule. Samples not initially selected for analyses were submitted to the laboratory but were placed on hold.

2.4.1 Soil Sample Analyses

A total of 24 soil samples were submitted to C&T for the following analyses:

- TPHd and TPH as motor oil (TPHmo), using EPA test method 8015, modified; soil samples underwent a silica gel cleanup prior to analysis to remove naturally occurring fats or oils that can result in false positive results for TPH components
- VOCs using EPA test method 8260b
- California Assessment Manual (CAM) 17 metals using EPA test method 6010b
- PCBs using EPA test method 8082
- two soil samples were analyzed for polynuclear aromatic hydrocarbons using EPA test method 8270

The soil samples were collected between 1 and 5 feet bgs with the majority of the samples collected at 2 and 4 feet bgs.

2.4.2 Grab Groundwater Sample Analyses

A total of four grab groundwater samples were submitted to C&T for the following analyses:

- TPHd and TPHmo, using EPA test method 8015, modified; the groundwater samples underwent a silica gel cleanup prior to analysis to remove naturally occurring fats or oils that can result in false positive results for TPH components
- VOCs using EPA test method 8260
- CAM 17 metals using EPA test method 6010b; these samples were filtered and preserved at the C&T laboratory

The laboratory-certified analytical reports are included in Appendix C.

2.4.3 Data Validation Summary

LFR performed a level III data validation evaluation of the analytical data collected during the site investigation. The data validation evaluation was conducted in accordance with the EPA Data Validation Functional Guidelines for Evaluating Environmental Analyses, "U.S. EPA Contract Laboratory Program National Functional Guidelines for Organic Data Review," dated October 1999, and "U.S. EPA Contract Laboratory Program National Functional Guidelines for Inorganic Data Review," dated October 2004 (EPA 2004).

The following is a summary of the evaluation of analytical data for soil and groundwater samples collected as part of the investigation that took place at the Site in April 2008.

The data were evaluated based on the following parameters:

- data completeness
- holding times
- blanks
- system monitoring compound spike recoveries (surrogates)
- matrix spike/matrix spike duplicate (MS/MSD) recoveries
- laboratory control spike/laboratory control spike duplicate (LCS/LCSD) recoveries

A review of the analytical results revealed a number of issues that caused the data to be qualified.

The percent recoveries of the surrogate decachlorobiphenyl were below the laboratory's quality assurance/quality control (QA/QC) range for the PCB analyses of soil samples. Aroclor results for samples LP-13-2FT, LP-13-4FT, LP-6-2FT, LP-6-4FT, LP-7-2FT, LP-7-4FT, LP-5-4FT, LP-4-2FT, LP-4-4FT, LP-11-2FT, LP-9-1FT, LP-9-4FT, LP-15-1FT, LP-15-5FT, LP-2-1FT, and LP-2-5FT were qualified.

The MS and MSD were both above the laboratory's QA/QC range for the analysis of barium in soil samples. Analytical results of barium in samples LP-10-2FT, LP-10-4FT, LP-13-2FT, LP-13-4FT, LP-6-2FT, LP-6-4FT, LP-7-2FT, LP-7-4FT, LP-8-2FT, LP-8-4FT, LP-5-2FT, LP-5-4FT, LP-4-2FT, LP-4-4FT, LP-11-2FT, LP-11-4FT, LP-9-1FT, LP-9-4FT, LP-15-1FT, LP-15-5FT, LP-2-1FT, and LP-2-5FT were qualified.

The remainder of the analytical results did not reveal additional issues that caused the data to be qualified. Based upon this evaluation of the project data, it appears that the data are valid and available for use in the site characterization.

3.0 LABORATORY ANALYTICAL RESULTS

Analytical results for soil samples collected by LFR in April 2008 are summarized in Tables 1 through 4 and the grab groundwater samples collected by LFR in April 2008 are summarized in Tables 5 through 7.

For the purposes of evaluating and discussing the analytical results, the analytical results were compared with commercial land use ESL values where groundwater is not a source of drinking water.

3.1 Total Petroleum Hydrocarbons and BTEX in Soil

Analytical results for TPHd, TPHmo, and BTEX in soil samples collected by LFR are summarized in Table 1 and on Figure 5.

TPHd was detected at concentrations ranging from 4.9 mg/kg to 920 mg/kg in soil samples collected between approximately 1 and 5 feet bgs in 15 of the 24 soil samples. The concentrations of TPHd detected in 13 of the 15 samples exceeded the ESL for TPHd at sites where groundwater is not a source of drinking water (150 mg/kg). In addition C&T reported that the chromatographic pattern for each sample that contained TPHd above analytical reporting limits did not resemble the laboratory standard for TPHd. The note provided by C&T indicates that the TPHd detected in these samples is likely associated with a longer-chained hydrocarbon that is consistent with oil (a carbon chain length of C24 to C36).

TPHmo was detected at concentrations ranging from 48 mg/kg to 2,600 mg/kg in 22 of the 24 soil samples collected between approximately 1 and 4 feet bgs in the 12 soil borings. The concentration of TPHmo detected in the soil sample collected from

approximately 2 feet bgs in soil boring LP-4 was the only concentration that exceeded the ESL for TPHmo where groundwater is not considered a current or potential source of drinking water (2,500 mg/kg). Six other soil samples contained concentrations of TPHmo at concentrations greater than 1,000 mg/kg.

BTEX compounds were not present above the laboratory reporting limits in any of the 24 soil samples collected at the Site in April 2008.

3.2 VOCs in Soil

Analytical results for VOC analyses (EPA method 8260b) of the 24 soil samples collected by LFR are summarized in Table 2. 1,2-Dichlorobenzene and sec-Butylbenzene were detected at 8.6 micrograms per kilogram ($\mu\text{g}/\text{kg}$) and 5.8 $\mu\text{g}/\text{kg}$ in one soil sample (LP15-5FT). 2-Butanone was detected at 8.3 $\mu\text{g}/\text{kg}$ in the soil sample collected at approximately 5 feet bgs from soil boring LP-5. Acetone, a common laboratory contaminant, was also detected in this sample and the sample collected at approximately 4 feet bgs from soil boring LP-1 (Table 2). Methylene chloride, another common laboratory contaminant, was detected in the samples collected at approximately 2 and 4 feet bgs from soil boring LP-6 (Table 2). None of these chemicals detected were present above their respective ESLs at sites where groundwater is not a source of drinking water.

3.3 PCBs in Soil

Analytical results for the 24 soil samples collected by LFR and analyzed for PCBs (EPA method 8082) are summarized in Table 3 and on Figure 5. As shown in Table 3 and on Figure 5 the PCBs Aroclor 1242, Aroclor 1248, Aroclor 1254, and Aroclor 1260 were detected above their ESL of 300 $\mu\text{g}/\text{kg}$ in 12 of the 24 soil samples collected at the Site. These 12 samples were collected from eight of the 12 soil borings, and seven of the 12 soil samples contained PCBs at concentrations greater than 1,000 $\mu\text{g}/\text{kg}$.

Concentrations of PCBs above the ESL were detected in soil samples collected from approximately 2 feet bgs at the following soil boring locations: LP-5, LP-6, and LP-7. At these locations, the soil samples collected from approximately 4 feet bgs did not contain PCBs above the ESL, indicating that the PCB-affected soil is likely limited to the upper 3 feet of soil.

Concentrations of PCBs above the ESL were detected in soil samples collected at approximately 2 and 4 feet bgs at the following soil boring locations: LP-2, LP-8, LP-10, LP-11, and LP-15. At these locations, the soil samples collected at approximately 2, 4, and/or 5 feet bgs contained PCBs above the ESL, indicating that the vertical extent of PCB-affected soil extends to at least 4 feet bgs. The location of these soil borings are in the center-interior of the Site (Figures 5 and 6).

3.4 Metals in Soil

Analytical results for the 24 soil samples collected by LFR and analyzed for metals (EPA method 6010) are summarized in Table 4 and on Figure 6. As indicated in Table 4 and on Figure 6, the concentrations of metals detected in many of the soil samples collected at the Site in April 2008 are within the range of naturally occurring metals concentrations in soil as reported in the San Francisco Bay Area LBNL study (LBNL 2002). However, the six metals arsenic, cadmium, copper, lead, nickel, and zinc were detected at concentrations greater than their ESLs. All six metals were detected at concentrations greater than their ESLs in two samples, while five of the metals were detected at concentrations greater than their ESLs in two other samples (Table 4).

While concentrations of arsenic exceeded the ESL of 1.5 mg/kg, the concentrations of arsenic are within the range of naturally occurring arsenic in soil in the San Francisco Bay Area (19.1 mg/kg for arsenic [LBNL 2002]). One soil sample collected at approximately 4 feet bgs in soil boring LP-8 contained arsenic at 38 mg/kg. This sample also contained concentrations of cadmium, copper, lead, nickel, and zinc above their respective ESLs.

Three soil samples, collected between approximately 4 and 5 feet bgs from soil borings LP-8, LP-11, and LP-15, contained one or more metals (not including arsenic) above their ESL, indicating that the vertical extent of metals-affected soil at these locations extends to at least 4 or 5 feet bgs.

3.5 Total Petroleum Hydrocarbons and BTEX in Groundwater

TPHd was detected at concentrations ranging from 51 micrograms per liter ($\mu\text{g/l}$) to 2,500 $\mu\text{g/l}$ in grab groundwater samples collected at approximately 8 to 12 feet bgs in soil borings LP-1, LP-2, and LP-6 (Table 5). TPHmo was detected at concentrations ranging from 680 $\mu\text{g/l}$ (two samples) to 3,000 $\mu\text{g/l}$ in grab groundwater samples collected at approximately 8 to 12 feet bgs in soil borings LP-1, LP-2, and LP-13. The highest concentrations of TPHd and TPHmo were detected in grab groundwater samples collected from soil boring LP-2 that was located in the southeastern portion of the Site. These concentrations of TPHd and TPHmo at location LP-2 each exceeded the ESLs where groundwater is not considered a current or potential source of drinking water (Table 5).

BTEX compounds were not present above the laboratory reporting limits in the grab groundwater samples collected from the four soil borings.

3.6 VOCs in Groundwater

VOCs detected in grab groundwater samples collected by LFR in April 2008 are summarized in Table 6. Low concentrations of VOCs (significantly less than their respective ESLs) were detected in grab groundwater samples collected from LP-2 and LP-6.

3.7 Metals in Groundwater

Analytical results for metals analyses (EPA method 6010) in the four grab groundwater samples collected by LFR are summarized in Table 7. As indicated in Table 7, the following metals were present above laboratory reporting limits but below the ESLs in the grab groundwater samples: barium, chromium (one sample), molybdenum, nickel, and zinc (one sample; Table 7).

4.0 CONCLUSIONS

Groundwater is encountered at the Site at approximately 8 feet bgs. The groundwater flow direction has been reported to be to the southwest towards the San Francisco Bay. It is not known if the shallow groundwater is affected by tidal fluctuations of the San Francisco Bay.

Previous site usage included an asphalt batch plant that operated on the Site prior to Learner acquiring the property. Learner purchased the property in the 1960s and operated a scrap metal bailing yard until October 1982. Previous soil samples collected at the Site indicated that TPH-, PCB-, and metals-affected soil is present in soil samples collected across the Site. Lead was detected in four soil samples at concentrations exceeding the TTLC. The analytical results of the soil samples collected as part of the current investigation confirmed the presence of these compounds in shallow soil and indicated that the affected soil is spread across the Site.

The analytical results of the groundwater samples collected as part of the current investigation confirmed the presence of TPH-affected groundwater. Analytical results of the groundwater samples collected during this investigation did not contain concentrations of VOCs or metals that would warrant further assessment. Specifically, elevated concentrations of trichlorobenzene and dichlorobenzene compounds that were detected in the groundwater samples collected at the neighboring Westside Building Materials, PG&E, and Superior Plaster Castings sites were not detected in the groundwater samples collected as part of this investigation.

The future redevelopment plan for this property is not known. However, it appears that the Site has been adequately characterized, concerning soil and groundwater quality, to allow for the planning of the future redevelopment of the Site. Based on the presence and magnitude of certain chemicals in soil and groundwater at the Site, various remedial alternatives, with confirmation sampling, may be required for certain commercial-industrial uses. Likely, the redevelopment of the Site will include the removal of PCB- and metals-affected soil that would be disturbed during redevelopment activities.

5.0 REFERENCES

- Alameda County Department of Environmental Health (ACEH). 1993. Letter to Jack Hecht, Learner Investment Company. April 7.
- Dames & Moore. 1988a. Environmental Site Assessment and Sampling Plan, 768 46th Avenue, Oakland, California. June 3.
- . 1988b. Phase II Environmental Site Assessment and Sampling Plan, Learner Investment Company Property, 768 46th Avenue, Oakland, California. August 26.
- Kaprealian Engineering, Inc. 1988. Soil Sampling Report, Learner Company, 768 46th Avenue, Oakland, California.
- Kleinfelder, Inc. 1990. Site Assessment Findings, Bench Test Results and Remedial Action Plan prepared for the Learner Company. February.
- Lawrence Berkeley National Laboratory (LBNL). 2002. Analysis of Background Distributions of Metals in the Soil at Lawrence Berkeley National Laboratory June.
- LFR Levine-Fricke (LFR). 2004. Residual Soil Management Plan, Former AAA Equipment Company Site, 745 50th Avenue, Oakland, California, prepared for Alta Properties, LLC. April 27.
- Regional Water Quality Control Board. 2007. Screening for Environmental Concerns at Sites with Contaminated Soil and Groundwater (Interim Final); Environmental Screening Levels. Technical Document. November.
- U.S. Environmental Protection Agency (EPA). 2004. USEPA Contract Laboratory Program National Functional Guidelines for Inorganic Data Review. October 1.
- Weiss Associates. 1991. Remedial Action Plan for the Learner Property, 768 46th Avenue, Oakland, California.
- Woodward-Clyde Consultants. 1993. Limited Phase II Site Assessment, 4800 Coliseum Way, Oakland, California, prepared for John Miller. March 24.

Table 1
Total Petroleum Hydrocarbons and Benzene, Toluene, Ethylbenzene, and Xylenes
in Soil Samples Collected at the Learner Property
768 46th Avenue, Oakland, California

Concentrations in micrograms per kilogram (unless otherwise noted)

Sample ID	Date	TPHd (mg/kg)	TPHg (mg/kg)	TPHmo (mg/kg)	Benzene	Toluene	Ethylbenzene	o-Xylene	m,p-Xylenes
LP-1-4.0	04/07/2008	210Y	< 0.96	650	NA	NA	NA	NA	NA
LP-1-4FT	04/02/2008	NA	NA	NA	< 4.5	< 4.5	< 4.5	< 4.5	< 4.5
LP-2-1FT	04/04/2008	130Y	NA	670	< 3.9	< 3.9	< 3.9	< 3.9	< 3.9
LP-2-5FT	04/04/2008	370Y	NA	1,000	< 4.3	< 4.3	< 4.3	< 4.3	< 4.3
LP-4-2FT	04/04/2008	190Y	NA	2,600	< 5.0	< 5.0	< 5.0	< 5.0	< 5.0
LP-4-4FT	04/04/2008	7.5	NA	51	< 4.1	< 4.1	< 4.1	< 4.1	< 4.1
LP-5-2FT	04/04/2008	40Y	NA	110	< 3.4	< 3.4	< 3.4	< 3.4	< 3.4
LP-5-4FT	04/04/2008	11	NA	99	< 4.0	< 4.0	< 4.0	< 4.0	< 4.0
LP-6-2FT	04/04/2008	160Y	NA	760	< 4.7	< 4.7	< 4.7	< 4.7	< 4.7
LP-6-4FT	04/04/2008	41Y	NA	110	< 4.7	< 4.7	< 4.7	< 4.7	< 4.7
LP-7-2FT	04/04/2008	120Y	NA	400	< 5.0	< 5.0	< 5.0	< 5.0	< 5.0
LP-7-4FT	04/04/2008	< 0.99	NA	< 5.0	< 3.9	< 3.9	< 3.9	< 3.9	< 3.9
LP-8-2FT	04/04/2008	160Y	NA	450	< 5.7	< 5.7	< 5.7	< 5.7	< 5.7
LP-8-4FT	04/04/2008	340Y	NA	730	< 4.0	< 4.0	< 4.0	< 4.0	< 4.0
LP-9-1FT	04/04/2008	920Y	NA	2,300	< 3.7	< 3.7	< 3.7	< 3.7	< 3.7
LP-9-4FT	04/04/2008	230Y	NA	1,100	< 4.2	< 4.2	< 4.2	< 4.2	< 4.2
LP-10-2FT	04/04/2008	170Y	NA	440	< 4.8	< 4.8	< 4.8	< 4.8	< 4.8
LP-10-4FT	04/04/2008	160Y	NA	440	< 4.8	< 4.8	< 4.8	< 4.8	< 4.8
LP-11-2FT	04/04/2008	350Y	NA	1,500	< 5.2	< 5.2	< 5.2	< 5.2	< 5.2
LP-11-4FT	04/04/2008	100Y	NA	660	< 4.0	< 4.0	< 4.0	< 4.0	< 4.0
LP-13-2FT	04/04/2008	4.9Y	NA	48	< 4.5	< 4.5	< 4.5	< 4.5	< 4.5
LP-13-4FT	04/04/2008	< 1.0	NA	< 5.0	< 4.0	< 4.0	< 4.0	< 4.0	< 4.0
LP-15-1FT	04/04/2008	360Y	NA	1,500	< 4.0	< 4.0	< 4.0	< 4.0	< 4.0

Table 1
 Total Petroleum Hydrocarbons and Benzene, Toluene, Ethylbenzene, and Xylenes
 in Soil Samples Collected at the Learner Property
 768 46th Avenue, Oakland, California

Concentrations in micrograms per kilogram (unless otherwise noted)

Sample ID	Date	TPHd (mg/kg)	TPHg (mg/kg)	TPHmo (mg/kg)	Benzene	Toluene	Ethylbenzene	o-Xylene	m,p-Xylenes
LP-15-5FT	04/04/2008	330Y	NA	1,300	< 4.0	< 4.0	< 4.0	< 4.0	< 4.0
REGULATORY CONCENTRATIONS (RWQCB ESLs)									
Shallow soil where groundwater is not considered a source of drinking water - commercial land use		150	450	2,500	260	29,000	33,000	100,000	100,000

Notes:

(Y) the chromatographic pattern for TPHd and TPHg analyses did not resemble the laboratory standard for either TPHd or TPHg.

TPHd = total petroleum hydrocarbons as diesel

TPHg = total petroleum hydrocarbons as gasoline

TPHmo = total petroleum hydrocarbons as motor oil

NA = parameter not analyzed

mg/kg = milligrams per kilogram

Samples analyzed by: Curtis & Tompkins, Ltd.

ESLs = Environmental Screening Levels by San Francisco Bay Regional Water Quality Control Board (RWQCB), November 2007.

Table 2
 Volatile Organic Compounds in Soil Samples
 Collected at the Learner Property
 768 46th Avenue, Oakland, California

Concentrations in micrograms per kilogram (unless otherwise noted)

Sample ID	Date	1,2-Dichlorobenzene	2-Butanone	Acetone	Methylene Chloride	sec-Butylbenzene
LP-1-4FT	04/02/2008	< 4.5	< 9.1	27	< 18	< 4.5
LP-2-1FT	04/04/2008	< 3.9	< 7.8	< 16	< 16	< 3.9
LP-2-5FT	04/04/2008	< 4.3	< 8.6	< 17	< 17	< 4.3
LP-4-2FT	04/04/2008	< 5.0	< 10	< 20	< 20	< 5.0
LP-4-4FT	04/04/2008	< 4.1	< 8.2	< 16	< 16	< 4.1
LP-5-2FT	04/04/2008	< 3.4	< 6.8	< 14	< 14	< 3.4
LP-5-4FT	04/04/2008	< 4.0	8.3	29	< 16	< 4.0
LP-6-2FT	04/04/2008	< 4.7	< 9.4	< 19	78	< 4.7
LP-6-4FT	04/04/2008	< 4.7	< 9.4	< 19	19	< 4.7
LP-7-2FT	04/04/2008	< 5.0	< 10	< 20	< 20	< 5.0
LP-7-4FT	04/04/2008	< 3.9	< 7.8	< 16	< 16	< 3.9
LP-8-2FT	04/04/2008	< 5.7	< 11	< 23	< 23	< 5.7
LP-8-4FT	04/04/2008	< 4.0	< 7.9	< 16	< 16	< 4.0
LP-9-1FT	04/04/2008	< 3.7	< 7.5	< 15	< 15	< 3.7
LP-9-4FT	04/04/2008	< 4.2	< 8.5	< 17	< 17	< 4.2
LP-10-2FT	04/04/2008	< 4.8	< 9.6	< 19	< 19	< 4.8
LP-10-4FT	04/04/2008	< 4.8	< 9.6	< 19	< 19	< 4.8
LP-11-2FT	04/04/2008	< 5.2	< 10	< 21	< 21	< 5.2
LP-11-4FT	04/04/2008	< 4.0	< 7.9	< 16	< 16	< 4.0
LP-13-2FT	04/04/2008	< 4.5	< 8.9	< 18	< 18	< 4.5
LP-13-4FT	04/04/2008	< 4.0	< 7.9	< 16	< 16	< 4.0
LP-15-1FT	04/04/2008	< 4.0	< 7.9	< 16	< 16	< 4.0

Table 2
 Volatile Organic Compounds in Soil Samples
 Collected at the Learner Property
 768 46th Avenue, Oakland, California

Concentrations in micrograms per kilogram (unless otherwise noted)

Sample ID	Date	1,2-Dichlorobenzene	2-Butanone	Acetone	Methylene Chloride	sec-Butylbenzene
LP-15-5FT	04/04/2008	8.6	< 7.9	< 16	< 16	5.8
REGULATORY CONCENTRATIONS (RWQCB ESLs)						
Shallow soil where groundwater is not considered a source of drinking water - commercial land use		2,600	NE	17,000	16,000	NE

Notes:

NE = none established

Samples analyzed by: Curtis & Tompkins, Ltd.

Volatile organic compounds not reported in this summary table were not detected above the analytical reporting limits.

ESLs = Environmental Screening Levels by San Francisco Bay Regional Water Quality Control Board (RWQCB), November 2007.

Table 3
 Polychlorinated Biphenyls in Soil Samples
 Collected at the Learner Property
 768 46th Avenue, Oakland, California

Concentrations in micrograms per kilogram (unless otherwise noted)

Sample ID	Date	Aroclor 1016	Aroclor 1221	Aroclor 1232	Aroclor 1242	Aroclor 1248	Aroclor 1254	Aroclor 1260
LP-2-1FT	04/04/2008	< 42	< 84	< 42	< 42	800	1,300	490
LP-2-5FT	04/04/2008	< 17	< 33	< 17	650	< 17	280	62
LP-4-2FT	04/04/2008	< 12	< 24	< 12	< 12	160	220	160
LP-4-4FT	04/04/2008	< 12	< 24	< 12	< 12	< 12	< 12	< 12
LP-5-2FT	04/04/2008	< 83	< 170	< 83	< 83	< 83	340	1,300
LP-5-4FT	04/04/2008	< 12	< 24	< 12	< 12	< 12	< 12	16
LP-6-2FT	04/04/2008	< 42	< 83	< 42	< 42	1,700	3,700	1,700
LP-6-4FT	04/04/2008	< 12	< 24	< 12	< 12	< 12	< 12	22
LP-7-2FT	04/04/2008	< 12	< 24	< 12	< 12	< 12	310	250
LP-7-4FT	04/04/2008	< 12	< 24	< 12	< 12	< 12	< 12	< 12
LP-8-2FT	04/04/2008	< 17	< 33	< 17	< 17	350	970	910
LP-8-4FT	04/04/2008	< 170	< 330	< 170	< 170	4,200	6,800	2,400
LP-9-1FT	04/04/2008	< 12	< 24	< 12	< 12	< 12	< 12	< 12
LP-9-4FT	04/04/2008	< 12	< 24	< 12	< 12	< 12	14	< 12
LP-10-2FT	04/04/2008	< 25	< 50	< 25	< 25	< 25	720	1,600
LP-10-4FT	04/04/2008	< 42	< 83	< 42	< 42	< 42	1,100	2,900
LP-11-2FT	04/04/2008	< 25	< 50	< 25	< 25	< 25	670	740
LP-11-4FT	04/04/2008	< 83	< 170	< 83	< 83	470	1,800	690
LP-13-2FT	04/04/2008	< 12	< 24	< 12	< 12	< 12	27	34
LP-13-4FT	04/04/2008	< 12	< 24	< 12	< 12	< 12	< 12	< 12
LP-15-1FT	04/04/2008	< 12	< 24	< 12	< 12	< 12	12	13

Table 3
 Polychlorinated Biphenyls in Soil Samples
 Collected at the Learner Property
 768 46th Avenue, Oakland, California

Concentrations in micrograms per kilogram (unless otherwise noted)

Sample ID	Date	Aroclor 1016	Aroclor 1221	Aroclor 1232	Aroclor 1242	Aroclor 1248	Aroclor 1254	Aroclor 1260
LP-15-5FT	04/04/2008	< 17	< 33	< 17	< 17	400	500	290
REGULATORY CONCENTRATIONS (RWQCB ESLs)								
Shallow soil where groundwater is not considered a source of drinking water - commercial land use		300	300	300	300	300	300	300

Notes:

Samples analyzed by: Curtis & Tompkins, Ltd.

ESLs = Environmental Screening Levels by San Francisco Bay Regional Water Quality Control Board (RWQCB), November 2007.

Table 4
Metals in Soil Samples Collected at the Learner Property
768 46th Avenue, Oakland, California

Concentrations in milligrams per kilogram (unless otherwise noted)

Sample ID	Date	Antimony	Arsenic	Barium	Beryllium	Cadmium	Chromium	Cobalt	Copper	Lead	Molybdenum	Nickel	Selenium	Silver	Thallium	Vanadium	Zinc	Mercury
LP-1-4.0	04/07/2008	< 0.50	4.9	320	0.27	1.9	36	8.5	48	130	0.53	43	< 0.50	< 0.25	< 0.50	32	750	0.46
LP-2-1FT	04/04/2008	7.1	13	660	0.20	14	75	19	370	1,000	6.9	110	< 0.50	2.1	< 0.50	27	4,200	1.8
LP-2-5FT	04/04/2008	0.65	5.2	130	0.41	1.0	55	7.0	32	66	0.86	52	< 0.50	< 0.25	< 0.50	32	220	0.21
LP-4-2FT	04/04/2008	17	6.3	540	0.14	2.3	39	8.7	100	1,000	1.7	52	2.7	< 0.25	< 0.50	35	760	0.32
LP-4-4FT	04/04/2008	< 0.50	1.8	680	0.14	0.40	25	5.8	49	110	< 0.25	15	0.90	< 0.25	< 0.50	24	130	0.13
LP-5-2FT	04/04/2008	< 0.50	4.0	150	0.22	0.26	34	5.5	15	19	0.72	33	< 0.50	0.33	< 0.50	29	64	0.041
LP-5-4FT	04/04/2008	< 0.50	13	250	0.34	0.28	42	18	12	63	0.55	40	2.8	< 0.25	< 0.50	33	43	0.15
LP-6-2FT	04/04/2008	3.0	12	690	0.23	10	60	13	610	910	8.1	86	3.5	1.1	< 0.50	29	2,800	1.7
LP-6-4FT	04/04/2008	< 0.50	8.3	670	0.33	0.29	43	10	19	83	0.30	59	< 0.50	< 0.25	< 0.50	31	93	0.15
LP-7-2FT	04/04/2008	< 0.50	4.8	220	0.17	1.9	44	10	55	160	1.7	47	2.5	< 0.25	< 0.50	33	620	1.6
LP-7-4FT	04/04/2008	< 0.50	6.9	150	0.33	0.39	37	9.7	14	58	1.1	48	1.8	< 0.25	< 0.50	30	47	0.15
LP-8-2FT	04/04/2008	< 0.50	11	290	0.22	1.1	45	9.7	44	180	1.2	48	1.7	< 0.25	< 0.50	29	250	0.36
LP-8-4FT	04/04/2008	26	38	990	< 0.10	36	180	27	1,400	2,700	32	190	8.5	3.8	< 0.50	27	10,000	7.0
LP-9-1FT	04/04/2008	22	20	860	< 0.10	29	100	21	520	2,700	19	280	6.4	1.6	< 0.50	21	8,000	2.7
LP-9-4FT	04/04/2008	< 0.50	4.8	100	0.37	< 0.25	48	9.2	21	7.7	0.89	81	< 0.50	< 0.25	< 0.50	40	56	0.29
LP-10-2FT	04/04/2008	< 0.50	7.7	270	0.24	1.2	38	8.8	50	170	1.2	52	2.4	< 0.25	< 0.50	27	320	0.26
LP-10-4FT	04/04/2008	< 0.50	6.1	210	0.23	0.65	48	8.6	33	66	1.2	44	1.7	< 0.25	< 0.50	28	160	0.17
LP-11-2FT	04/04/2008	< 0.50	4.7	260	0.17	0.98	37	9.4	51	120	0.84	45	1.2	< 0.25	< 0.50	29	270	0.31
LP-11-4FT	04/04/2008	3.4	6.8	450	0.22	4.8	47	12	140	310	4.2	75	< 2.5	0.32	< 0.50	27	1,800	0.69
LP-13-2FT	04/04/2008	< 0.50	4.3	260	0.29	0.35	38	7.1	37	54	0.35	32	1.3	< 0.25	< 0.50	25	110	0.52
LP-13-4FT	04/04/2008	< 0.50	5.6	190	0.36	< 0.25	44	11	15	53	0.26	58	0.51	< 0.25	< 0.50	32	41	0.99
LP-15-1FT	04/04/2008	< 0.50	5.7	170	0.37	0.30	38	9.8	15	33	1.1	43	1.8	< 0.25	< 0.50	32	56	0.071
LP-15-5FT	04/04/2008	4.4	18	350	0.24	11	100	22	500	720	9.6	130	7.7	1.1	< 0.50	34	3,000	1.8

REGULATORY CONCENTRATIONS (RWQCB ESLs)

Shallow soil where groundwater is not considered a source of drinking water - commercial land use	40	1.5	1500	8.0	7.4	750	80	230	750	40	150	10	40	15	190	600	10
---	----	-----	------	-----	-----	-----	----	-----	-----	----	-----	----	----	----	-----	-----	----

Background concentrations in soil from Lawrence Berkeley National Laboratory Study - 2002	NE	19.1	323.6	1.0	2.7	99.6	22.2	69.4	16.1	7.4	119.8	5.6	1.8	7.6	74.3	106.1	0.4
---	----	------	-------	-----	-----	------	------	------	------	-----	-------	-----	-----	-----	------	-------	-----

Notes:

NE = none established

Samples analyzed by: Curtis & Tompkins, Ltd.

ESLs = Environmental Screening Levels by San Francisco Bay Regional Water Quality Control Board (RWQCB), November 2007.

Table 5
 Total Petroleum Hydrocarbons and Benzene, Toluene, Ethylbenzene, and Xylenes
 in Groundwater Samples Collected at the Learner Property
 768 46th Avenue, Oakland, California

Concentrations in micrograms per liter (unless otherwise noted)

Sample ID	Date	TPHd (mg/kg)	TPHg (mg/kg)	TPHmo (mg/kg)	Benzene	Toluene	Ethylbenzene	o-Xylene	m,p-Xylenes
LP-1	04/02/2008	160Y	NA	680	< 0.5	< 0.5	< 0.5	< 0.5	< 0.5
LP-2	04/04/2008	2,500	NA	3,000	< 0.5	< 0.5	< 0.5	< 0.5	< 0.5
LP-6	04/04/2008	51Y	NA	< 300	< 0.5	< 0.5	< 0.5	< 0.5	< 0.5
LP-13	04/04/2008	< 50	NA	680	< 0.5	< 0.5	< 0.5	< 0.5	< 0.5
REGULATORY CONCENTRATIONS (RWQCB ESLs)									
Where groundwater is not considered a source of drinking water - commercial land use		2,500	5,000	2,500	540	400	300	5,300	5,300

Notes:

(Y) the chromatographic pattern for TPHd and TPHg analyses did not resemble the laboratory standard for either TPHd or TPHg.

TPHd = total petroleum hydrocarbons as diesel

TPHg = total petroleum hydrocarbons as gasoline

TPHmo = total petroleum hydrocarbons as motor oil

NA = parameter not analyzed

mg/kg = milligrams per kilogram

Samples analyzed by: Curtis & Tompkins, Ltd.

ESLs = Environmental Screening Levels by San Francisco Bay Regional Water Quality Control Board (RWQCB), November 2007.

Table 6
 Volatile Organic Compounds in Groundwater Samples
 Collected at the Learner Property
 768 46th Avenue, Oakland, California

Concentrations in micrograms per liter (unless otherwise noted)

Sample ID	Date	1,1-DCA	1,2,4-TCB	1,2-DCB	1,2-DCA	BDCM	CB	cis-1,2-DCE	n-BB	sec-Butylbenzene	tert Butylbenzene
LP-1	04/02/2008	< 0.5	< 0.5	< 0.5	< 0.5	< 0.5	< 0.5	< 0.5	< 0.5	< 0.5	< 0.5
LP-2	04/04/2008	< 0.5	0.7	1.6	< 0.5	< 0.5	0.9	< 0.5	2.3	3.3	1.4
LP-6	04/04/2008	2.9	< 0.5	< 0.5	2.4	0.7	< 0.5	2.4	< 0.5	< 0.5	< 0.5
LP-13	04/04/2008	< 0.5	< 0.5	< 0.5	< 0.5	< 0.5	< 0.5	< 0.5	< 0.5	< 0.5	< 0.5
REGULATORY CONCENTRATIONS (RWQCB ESLs)											
Where groundwater is not considered a source of drinking water - commercial land use		1,000	2,500	100	200	NE	500	62,000	NE	NE	NE

Notes:

NE = none established

1,1-DCA = 1,1-Dichloroethane

1,2,4-TCB = 1,2,4-Trichlorobenzene

1,2-DCB = 1,2-Dichlorobenzene

1,2 DCA = 1,2-Dichloroethane

BDCM = Bromodichloromethane

CB = Chlorobenzene

cis-1,2-DCE = cis-1,2-Dichloroethene

n-BB = n-Butylbenzene

Samples analyzed by: Curtis & Tompkins, Ltd.

Volatile organic compounds not reported in this summary table were not detected above the analytical reporting limits.

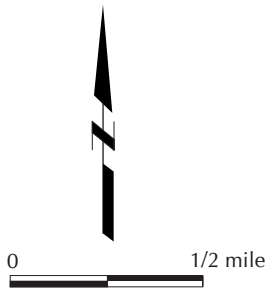
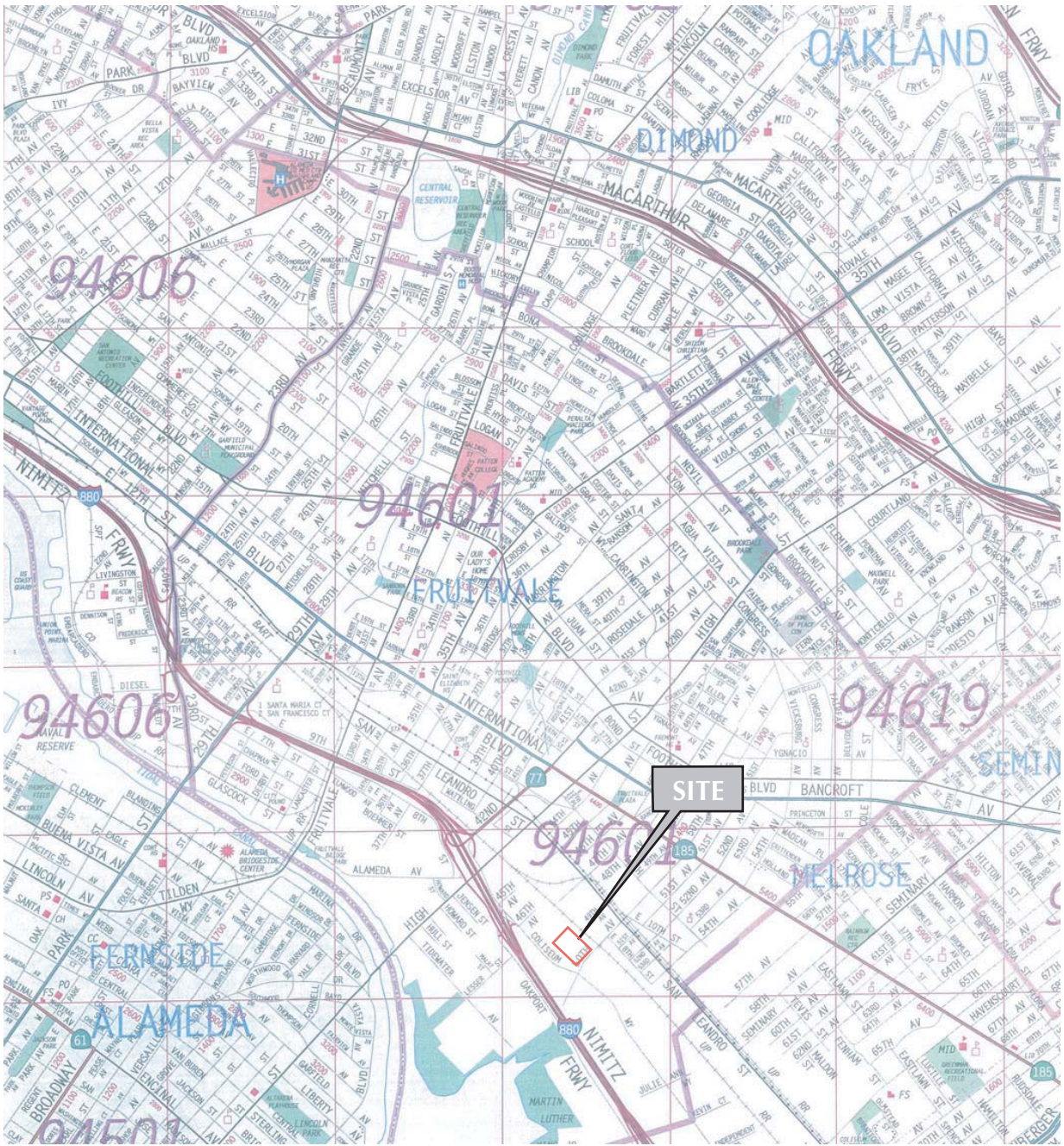
ESLs = Environmental Screening Levels by San Francisco Bay Regional Water Quality Control Board (RWQCB), November 2007.

Table 7
 Metals in Groundwater Samples Collected at the Learner Property
 768 46th Avenue, Oakland, California
Concentrations in micrograms per liter (unless otherwise noted)

Sample ID	Date	Antimony	Arsenic	Barium	Beryllium	Cadmium	Chromium	Cobalt	Copper	Lead	Molybdenum	Nickel	Selenium	Silver	Thallium	Vanadium	Zinc
LP-1	04/02/2008	< 10	< 5.0	60	< 2.0	< 5.0	< 5.0	< 5.0	< 5.0	< 3.4	13	30	< 10	< 5.0	< 10	< 5.0	< 20
LP-2	04/04/2008	< 10	< 6.1	320	< 2.0	< 5.0	< 5.0	< 5.0	< 5.0	< 3.0	36	6.5	< 10	< 5.0	< 10	< 5.0	< 20
LP-6	04/04/2008	< 10	< 6.1	76	< 2.0	< 5.0	6.1	< 5.0	23	< 3.0	11	11	< 10	< 5.0	< 10	< 5.0	42
LP-13	04/04/2008	< 10	< 6.1	180	< 2.0	< 5.0	< 5.0	< 5.0	< 5.0	< 3.0	14	8.0	< 10	< 5.0	< 10	< 5.0	< 20
REGULATORY CONCENTRATIONS (RWQCB ESLs)																	
Where groundwater is not considered a source of drinking water - commercial land use		50,000	50,000	50,000	50,000	50,000	50,000	50,000	50,000	50,000	50,000	50,000	50,000	50,000	50,000	50,000	50,000

Notes:

Samples analyzed by: Curtis & Tompkins, Ltd.
 ESLs = Environmental Screening Levels by San Francisco Bay Regional Water Quality Control Board (RWQCB), November 2007.



Site Location Map

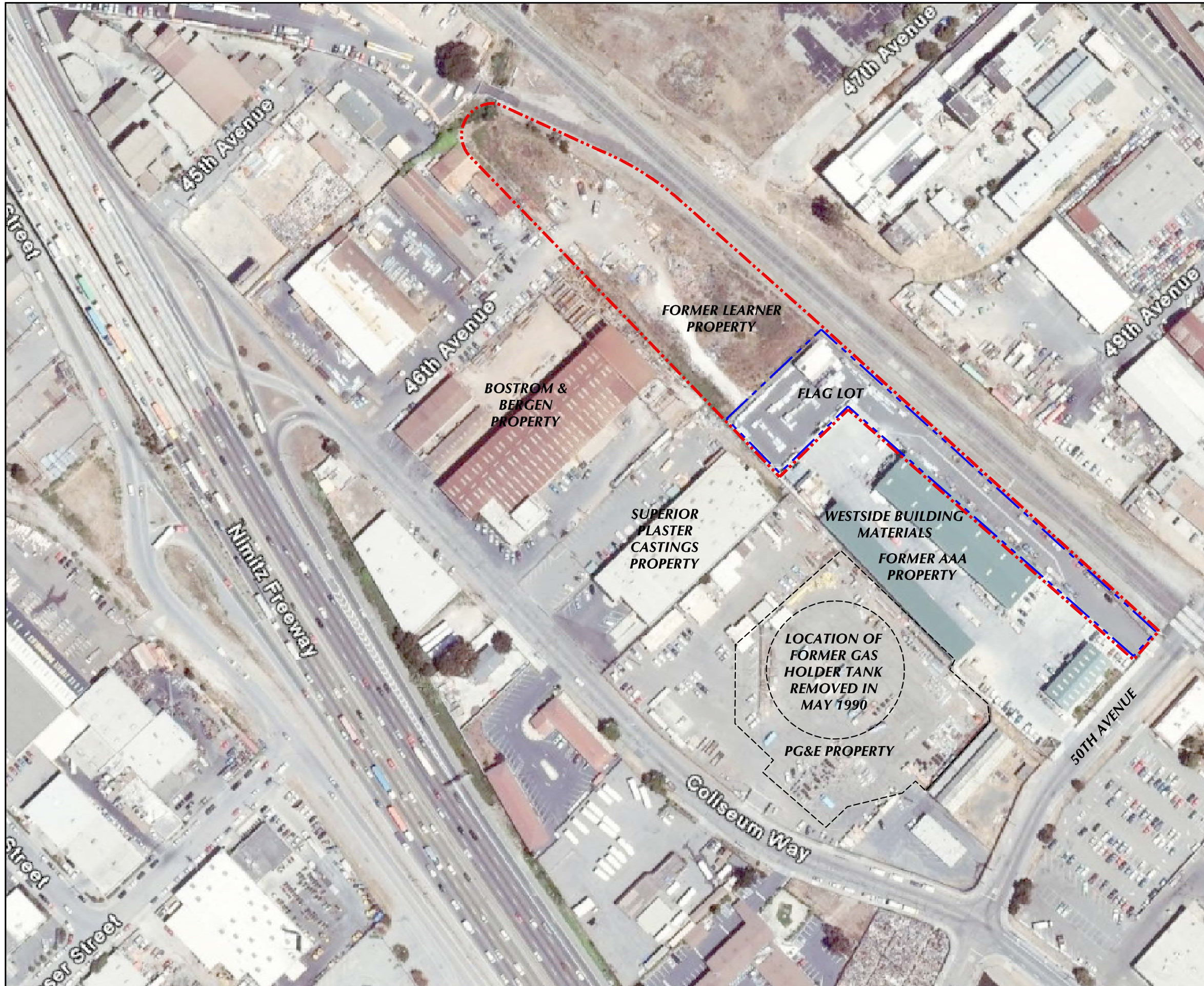
768 46th Avenue, Oakland, California

I:\Design\001\09644\768 46th AVE Site Location Map.ai

SOURCE: Thomas Bros 1998 Alameda Co

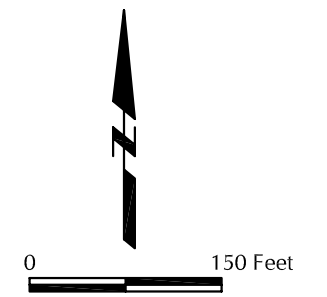


Figure 1



EXPLANATION

- - - - - Property Boundary
- - - - - Flag Property

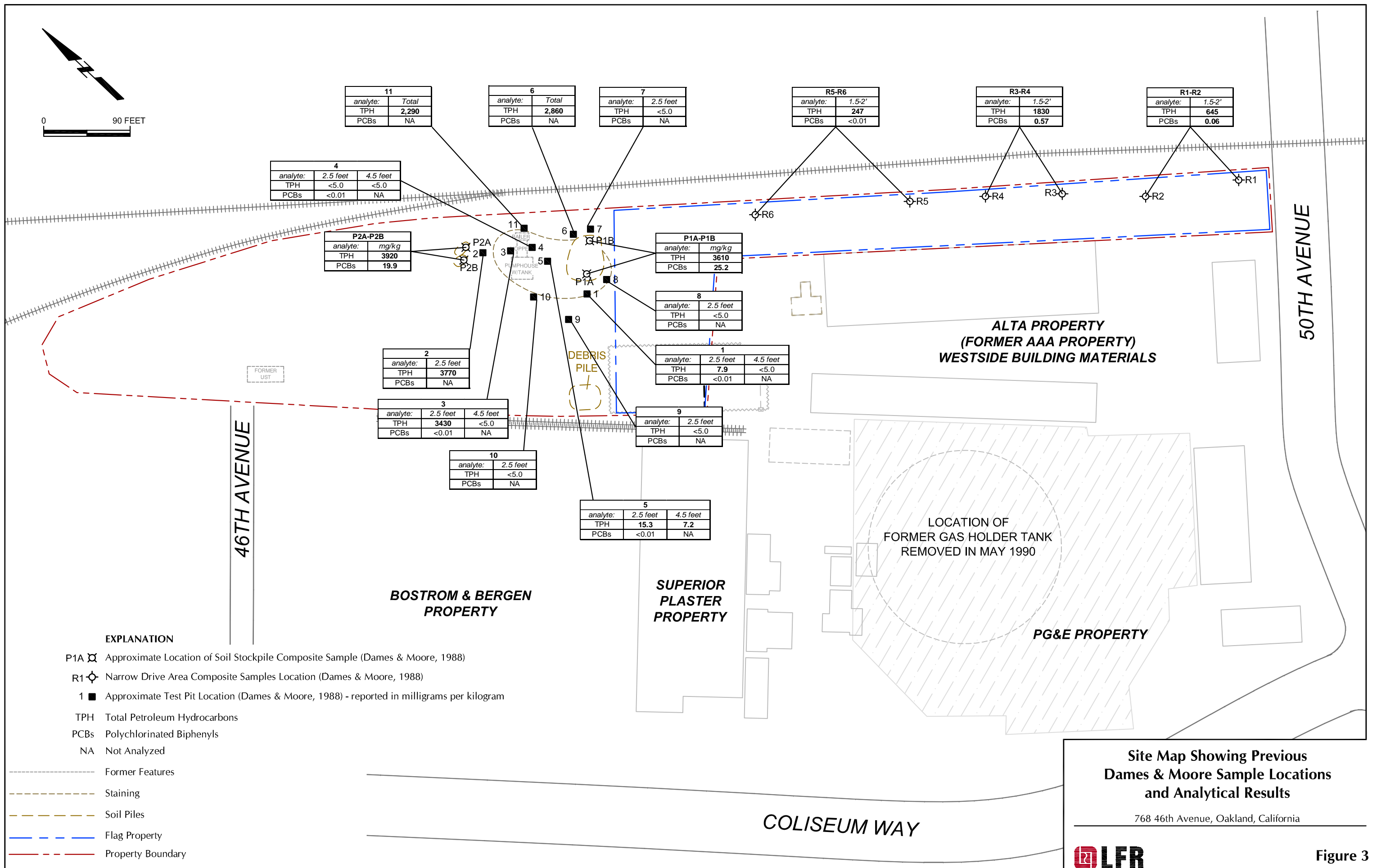


Area Overview

768 46th Avenue, Oakland, California



Figure 2

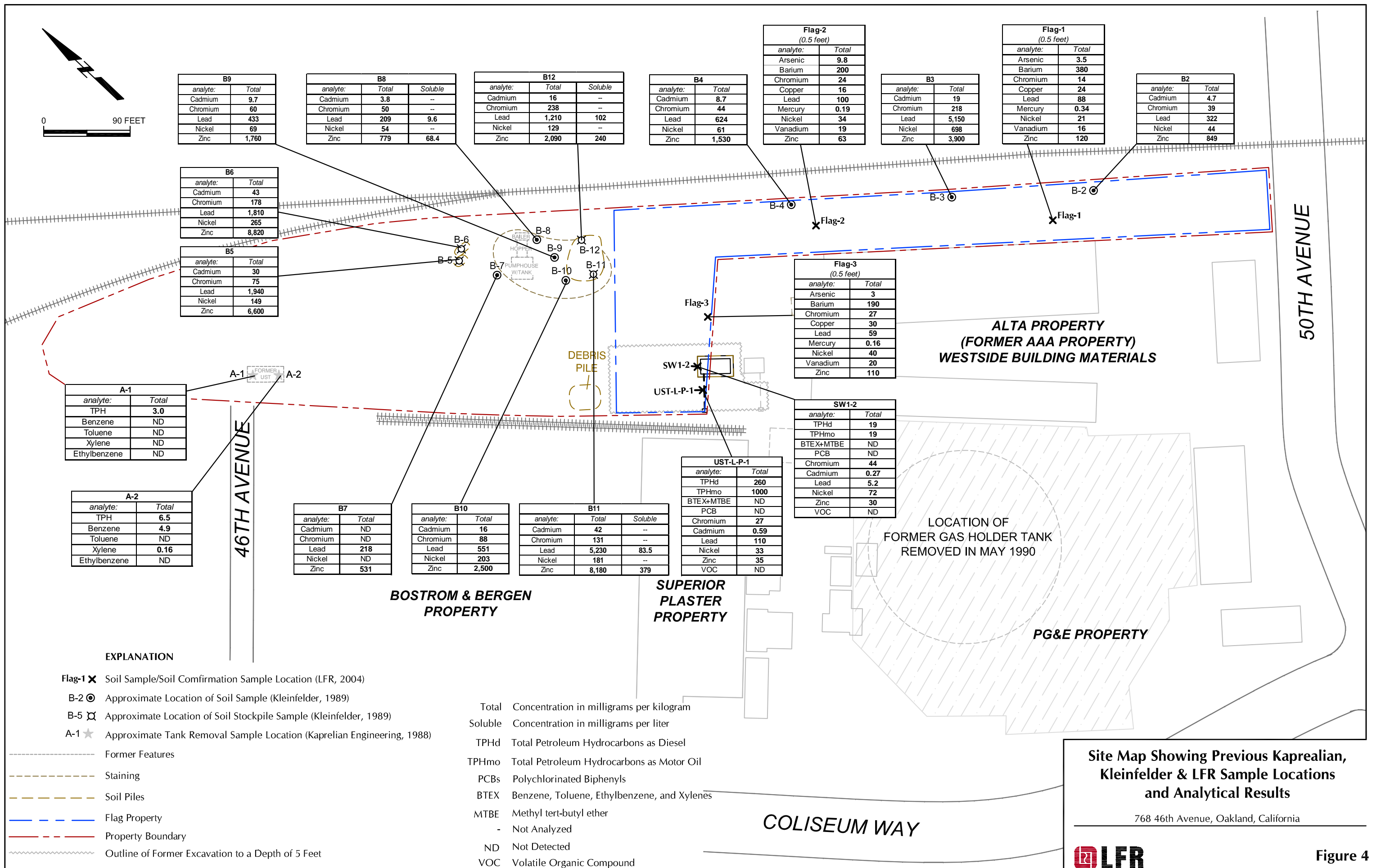


Site Map Showing Previous Dames & Moore Sample Locations and Analytical Results

768 46th Avenue, Oakland, California



Figure 3



Site Map Showing Previous Kaprelian, Kleinfelder & LFR Sample Locations and Analytical Results
 768 46th Avenue, Oakland, California
LFR Figure 4

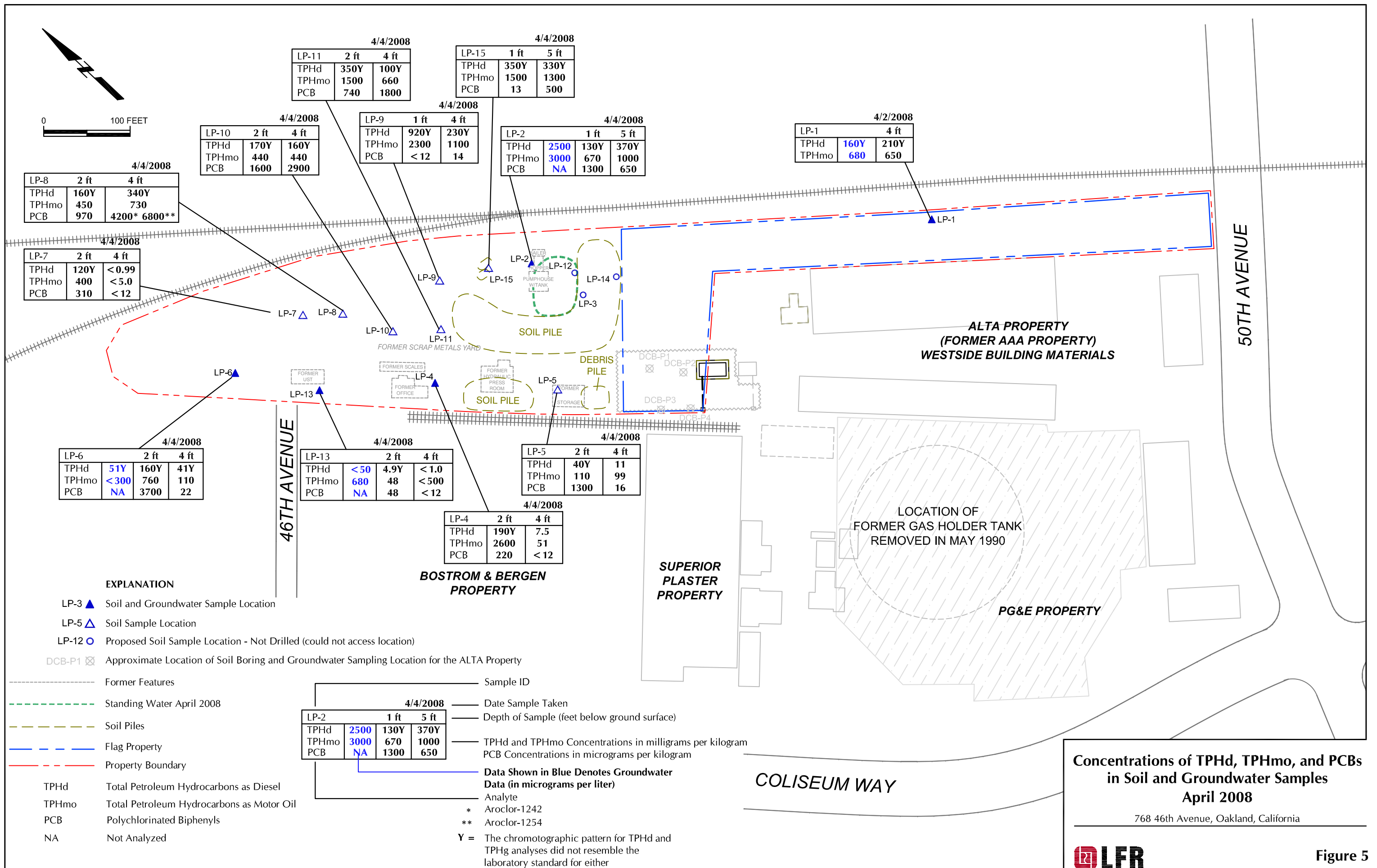
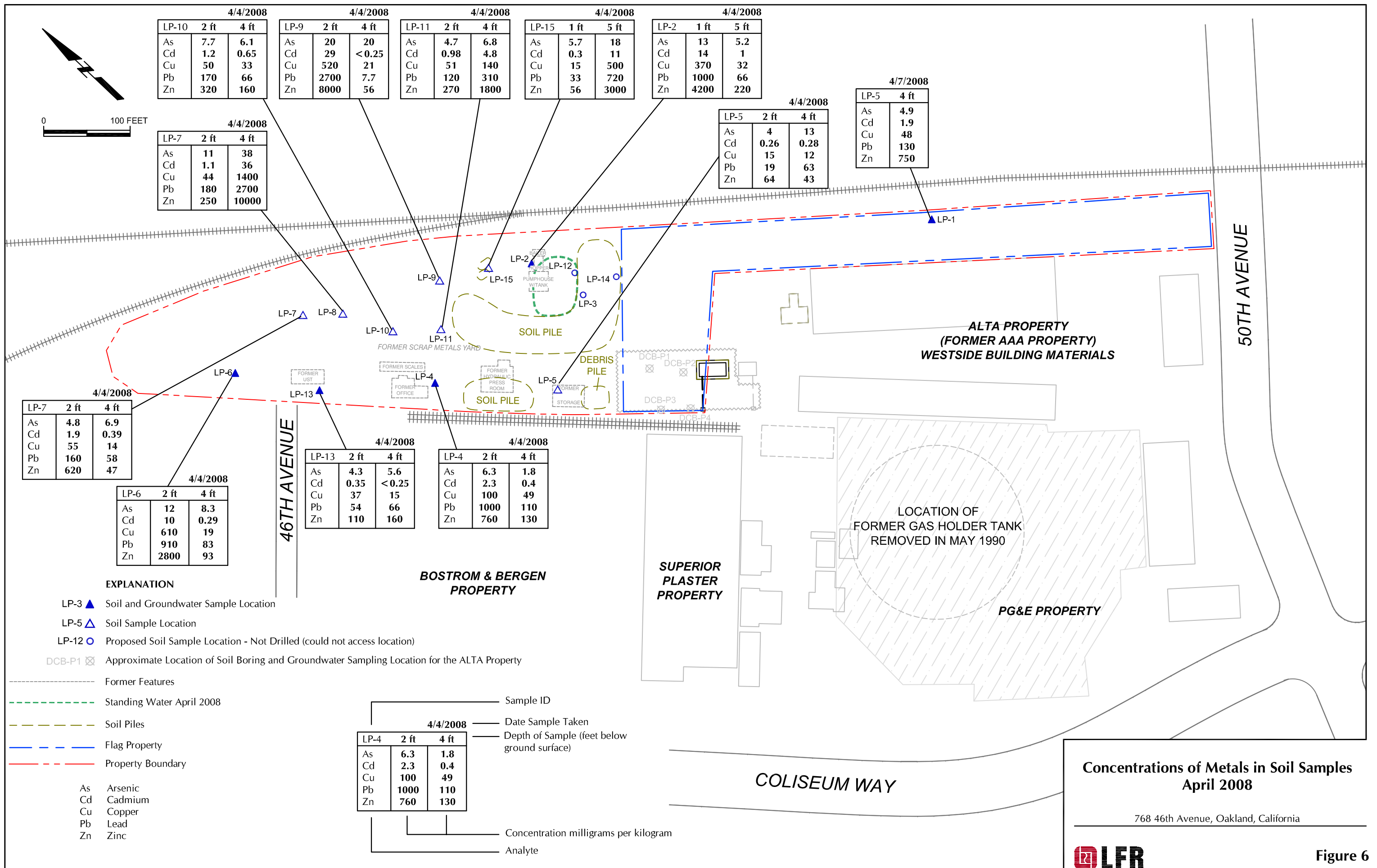


Figure 5



APPENDIX A

Approved Drilling Permit

Alameda County Public Works Agency - Water Resources Well Permit



399 Elmhurst Street
Hayward, CA 94544-1395
Telephone: (510)670-6633 Fax:(510)782-1939

Application Approved on: 03/28/2008 By vickyh1

Permit Numbers: W2008-0149
Permits Valid from 04/02/2008 to 04/04/2008

Application Id: 1206123756877
Site Location: 768 46th Avenue
Project Start Date: 04/02/2008
Requested Inspection: 04/02/2008
Scheduled Inspection: 04/02/2008 at 2:00 PM (Contact your inspector, Vicky Hamlin at (510) 670-5443, to confirm.)

City of Project Site:Oakland
Completion Date:04/04/2008

Applicant: LFR Inc - Ron Goloubow
1900 Powell #1200, Emeryville, CA 94116
Property Owner: Marcella Harrison GVA Kidder Mathews
505 Sansome Street #300, SF, CA 94111
Client: ** same as Property Owner **
Contact: Rob Moniz

Phone: 510-652-4500
Phone: 415-229-8965
Phone: 510-652-4500
Cell: 510-409-3831

Receipt Number: WR2008-0093 Total Due: \$200.00
Payer Name : LFR Inc. Total Amount Paid: \$200.00
Paid By: CHECK PAID IN FULL

Works Requesting Permits:

Borehole(s) for Investigation-Contamination Study - 15 Boreholes
Driller: Gregg Drilling - Lic #: 485165 - Method: DP

Work Total: \$200.00

Specifications

Permit Number	Issued Dt	Expire Dt	# Boreholes	Hole Diam	Max Depth
W2008-0149	03/28/2008	07/01/2008	15	2.00 in.	10.00 ft

Specific Work Permit Conditions

1. Backfill bore hole by tremie with cement grout or cement grout/sand mixture. Upper two-three feet replaced in kind or with compacted cuttings. All cuttings remaining or unused shall be containerized and hauled off site. The containers shall be clearly labeled to the ownership of the container and labeled hazardous or non-hazardous.
2. Boreholes shall not be left open for a period of more than 24 hours. All boreholes left open more than 24 hours will need approval from Alameda County Public Works Agency, Water Resources Section. All boreholes shall be backfilled according to permit destruction requirements and all concrete material and asphalt material shall be to Caltrans Spec or County/City Codes. No borehole(s) shall be left in a manner to act as a conduit at any time.
3. Permittee shall assume entire responsibility for all activities and uses under this permit and shall indemnify, defend and save the Alameda County Public Works Agency, its officers, agents, and employees free and harmless from any and all expense, cost, liability in connection with or resulting from the exercise of this Permit including, but not limited to, properly damage, personal injury and wrongful death.
4. Prior to any drilling activities, it shall be the applicant's responsibility to contact and coordinate an Underground Service Alert (USA), obtain encroachment permit(s), excavation permit(s) or any other permits or agreements required for that Federal, State, County or City, and follow all City or County Ordinances. No work shall begin until all the permits and requirements have been approved or obtained. It shall also be the applicants responsibilities to provide to the Cities or to Alameda County an Traffic Safety Plan for any lane closures or detours planned. No work shall begin until all the permits and requirements have been approved or obtained.

Alameda County Public Works Agency - Water Resources Well Permit

5. Applicant shall contact Vicky Hamlin for an inspection time at 510-670-5443 or email to vickyh@acpwa.org at least five (5) working days prior to starting, once the permit has been approved. Confirm the scheduled date(s) at least 24 hours prior to drilling.
 6. Copy of approved drilling permit must be on site at all times. Failure to present or show proof of the approved permit application on site shall result in a fine of \$500.00.
 7. Permit is valid only for the purpose specified herein. No changes in construction procedures, as described on this permit application. Boreholes shall not be converted to monitoring wells, without a permit application process.
-

APPENDIX B

Lithologic Soil Boring Logs

PROJECT NAME Former Learner Property

CLIENT Learner Investment Co.

BORING NUMBER LP-1

PAGE 1 OF 1

PROJECT LOCATION 768 46th Avenue, Oakland, CA

DRILLING CONTRACTOR Gregg Drilling

PROJECT NUMBER 001-9644-01

DRILLING METHOD Direct Push

LOCATION LP-1

STAMP (IF APPLICABLE) AND/OR NOTES

OVA EQUIPMENT Mini Rae 2000

GROUND ELEVATION _____ HOLE DIAMETER 2 inches

TOP OF CASING ELEVATION --- HOLE DEPTH 16.0 ft

▽ FIRST ENCOUNTERED WATER 12.0 ft

▼ STABILIZED WATER 14.0 ft

LOGGED BY Robert Moniz DATE 4/2/08

DEPTH (feet)	SAMPLE TYPE NUMBER	SAMPLE RECOVERY	U.S.C.S.	GRAPHIC LOG	DEPTHS	LITHOLOGIC DESCRIPTION	PID (ppm)	DEPTH (feet)
5	LP-1-4'	█	GC		9.0	CLAYEY GRAVEL (GC), dark gray, moist, well graded.	1	5
						-as above, orange brown.	1	
10			SW		9.5	GRAVELLY SAND (SW), moist, dark gray.		10
						CLAYEY GRAVEL (GC), orange brown, moist, well graded.		
						-as above, gravels.		
15			GC			▽ -as above, wet.		15
					16.0	Bottom of boring at 16 feet bgs.		

BORING+WELL 2006 001-09644-01.GPJ LFR SEPT 2006.GDT 6/6/08

APPROVED BY: _____ DATE: _____



PROJECT NAME Former Learner Property

CLIENT Learner Investment Co.

BORING NUMBER LP-2

PAGE 1 OF 1

PROJECT LOCATION 768 46th Avenue, Oakland, CA

DRILLING CONTRACTOR Gregg Drilling

PROJECT NUMBER 001-9644-01

DRILLING METHOD Direct Push

LOCATION LP-2

STAMP (IF APPLICABLE) AND/OR NOTES

OVA EQUIPMENT Mini Rae 2000

GROUND ELEVATION _____ HOLE DIAMETER 2 inches

TOP OF CASING ELEVATION --- HOLE DEPTH 12.0 ft

FIRST ENCOUNTERED WATER ---

STABILIZED WATER ---

LOGGED BY Robert Moniz DATE 4/4/08

DEPTH (feet)	SAMPLE TYPE NUMBER	SAMPLE RECOVERY	U.S.C.S.	GRAPHIC LOG	DEPTHS	LITHOLOGIC DESCRIPTION	PID (ppm)	DEPTH (feet)
	LP-2-1'		ML		2.5	GRAVELLY SANDY SILT (ML), dark brown, moist, firm.	0.2	
						No recovery.		
5	LP-2-5'				4.0	SANDY CLAYEY SILT (ML), light brown, moist, hard.	0.4	5
							3.7	
						SANDY GRAVELLY SILT (ML), olive green, moist, hard.	13.1	
10							70.0	10
					12.0	Bottom of boring at 12 feet bgs.		

BORING+WELL 2006 001-09644-01.GPJ LFR SEPT 2006.GDT 6/6/08

APPROVED BY: _____ DATE: _____



PROJECT NAME Former Learner Property

CLIENT Learner Investment Co.

BORING NUMBER LP-4

PROJECT LOCATION 768 46th Avenue, Oakland, CA

DRILLING CONTRACTOR Gregg Drilling

PROJECT NUMBER 001-9644-01

DRILLING METHOD Direct Push

LOCATION LP-4

STAMP (IF APPLICABLE) AND/OR NOTES

OVA EQUIPMENT Mini Rae 2000

GROUND ELEVATION _____ HOLE DIAMETER 2 inches

TOP OF CASING ELEVATION --- HOLE DEPTH 10.0 ft

FIRST ENCOUNTERED WATER ---

STABILIZED WATER ---

LOGGED BY Robert Moniz DATE 4/4/08

DEPTH (feet)	SAMPLE TYPE NUMBER	SAMPLE RECOVERY	U.S.C.S.	GRAPHIC LOG	DEPTHS	LITHOLOGIC DESCRIPTION	PID (ppm)	DEPTH (feet)
					1.0	No recovery.		
	LP-4-2'					GRAVELLY SANDY SILT (ML), light brown, dry, soft.	0	
	LP-4-4'		ML			-as above, dark brown, moist, firm.	0	5
5					7.0	GRAVELLY SILTY SAND (SM), green, moist, dense.		
			SM					
					8.5	SANDY SILT (ML), orange brown, moist, hard.		
			ML					
10					10.0	Bottom of boring at 10 feet bgs.		10

BORING+WELL 2006 001-09644-01.GPJ LFR SEPT 2006.GDT 6/6/08

APPROVED BY: _____ DATE: _____



PROJECT NAME Former Learner Property

CLIENT Learner Investment Co.

BORING NUMBER LP-5

PAGE 1 OF 1

PROJECT LOCATION 768 46th Avenue, Oakland, CA

DRILLING CONTRACTOR Gregg Drilling

PROJECT NUMBER 001-9644-01

DRILLING METHOD Direct Push

LOCATION LP-5

STAMP (IF APPLICABLE) AND/OR NOTES

OVA EQUIPMENT Mini Rae 2000






GROUND ELEVATION _____ HOLE DIAMETER 2 inches

TOP OF CASING ELEVATION --- HOLE DEPTH 6.8 ft

FIRST ENCOUNTERED WATER ---

STABILIZED WATER ---

LOGGED BY Robert Moniz DATE 4/4/08

DEPTH (feet)	SAMPLE TYPE NUMBER	SAMPLE RECOVERY	U.S.C.S.	GRAPHIC LOG	DEPTHS	LITHOLOGIC DESCRIPTION	PID (ppm)	DEPTH (feet)
					1.0	No recovery.	0	
	LP-5-2'					GRAVELLY SANDY SILT (ML), dark brownish gray, moist, firm.	0	
	LP-5-4'						0	5
5					5.5	SILTY CLAY (CL), dark gray, wet, firm, grades to green at 6 feet bgs.		
					6.8	Bottom of boring at 6.8 feet bgs.		

BORING+WELL 2006 001-09644-01.GPJ LFR SEPT 2006.GDT 6/6/08

APPROVED BY: _____ DATE: _____



PROJECT NAME Former Learner Property

CLIENT Learner Investment Co.

BORING NUMBER LP-6

PROJECT LOCATION 768 46th Avenue, Oakland, CA

DRILLING CONTRACTOR Gregg Drilling

PROJECT NUMBER 001-9644-01

DRILLING METHOD Direct Push

LOCATION LP-6

STAMP (IF APPLICABLE) AND/OR NOTES

OVA EQUIPMENT Mini Rae 2000

GROUND ELEVATION _____ HOLE DIAMETER 2 inches

TOP OF CASING ELEVATION --- HOLE DEPTH 16.0 ft

▽ FIRST ENCOUNTERED WATER 10.0 ft

STABILIZED WATER ---

LOGGED BY Robert Moniz DATE 4/4/08

DEPTH (feet)	SAMPLE TYPE NUMBER	SAMPLE RECOVERY	U.S.C.S.	GRAPHIC LOG	DEPTHS	LITHOLOGIC DESCRIPTION	PID (ppm)	DEPTH (feet)
						No recovery.		
	LP-6-2'		SW		1.5	GRAVELLY SAND (SW), light brown, damp, loose.	0	
	LP-6-4'		ML		2.8	GRAVELLY SANDY SILT (ML), medium brownish gray, moist, hard.	0	
5						-as above, dry to moist, soft.		5
					6.5	SANDY SILT (ML), orange brown, moist, very hard.	0.2	
						No recovery.		
					8.0	SANDY SILT (ML), orange brown, moist, firm.	0	
10						▽		10
					10.5	SANDY GRAVELLY SILT (ML), blue green, wet, orange and yellow staining.		
						No recovery.		
					12.0	SANDY GRAVELLY SILT (ML), blue green, wet, orange and yellow staining.	16.2	
					14.5	GRAVELLY SILTY SAND (SM), orange brown, moist, very dense.	1.1	
15					16.0		0.8	15

BORING+WELL 2006 001-09644-01.GPJ LFR SEPT 2006.GDT 6/6/08

APPROVED BY: _____ DATE: _____



PROJECT NAME Former Learner Property

CLIENT Learner Investment Co.

BORING NUMBER LP-7

PAGE 1 OF 1

PROJECT LOCATION 768 46th Avenue, Oakland, CA

DRILLING CONTRACTOR Gregg Drilling

PROJECT NUMBER 001-9644-01

DRILLING METHOD Direct Push

LOCATION LP-7

STAMP (IF APPLICABLE) AND/OR NOTES

OVA EQUIPMENT Mini Rae 2000

GROUND ELEVATION _____ HOLE DIAMETER 2 inches

TOP OF CASING ELEVATION --- HOLE DEPTH 8.0 ft

FIRST ENCOUNTERED WATER ---

STABILIZED WATER ---

LOGGED BY Robert Moniz DATE 4/4/08

DEPTH (feet)	SAMPLE TYPE NUMBER	SAMPLE RECOVERY	U.S.C.S.	GRAPHIC LOG	DEPTHS	LITHOLOGIC DESCRIPTION	PID (ppm)	DEPTH (feet)
					1.0	No recovery.		
	LP-7-2'					GRAVELLY SANDY SILT (ML), tan gray, damp, soft.	0	
	LP-7-4'					SANDY SILT (ML), dark brown, moist, firm.	0.1	5
5					6.0	GRAVELLY SILTY SAND (SM), orange brown, damp to moist, dense to very dense at 7.5 to 8 feet bgs.	0	
					8.0	Bottom of boring at 8 feet bgs.	0	

BORING+WELL 2006 001-09644-01.GPJ LFR SEPT 2006.GDT 6/6/08

APPROVED BY: _____ DATE: _____



PROJECT NAME Former Learner Property

CLIENT Learner Investment Co.

BORING NUMBER LP-8

PAGE 1 OF 1

PROJECT LOCATION 768 46th Avenue, Oakland, CA

DRILLING CONTRACTOR Gregg Drilling

PROJECT NUMBER 001-9644-01

DRILLING METHOD Direct Push

LOCATION LP-8

STAMP (IF APPLICABLE) AND/OR NOTES

OVA EQUIPMENT Mini Rae 2000

GROUND ELEVATION _____ HOLE DIAMETER 2 inches

TOP OF CASING ELEVATION --- HOLE DEPTH 8.0 ft

FIRST ENCOUNTERED WATER ---

STABILIZED WATER ---

LOGGED BY Robert Moniz DATE 4/4/08

DEPTH (feet)	SAMPLE TYPE NUMBER	SAMPLE RECOVERY	U.S.C.S.	GRAPHIC LOG	DEPTHS	LITHOLOGIC DESCRIPTION	PID (ppm)	DEPTH (feet)
					1.0	No recovery.		
	LP-8-2'					GRAVELLY SILT (ML), medium grayish brown, dry, soft.	0	
	LP-8-4'		ML			-as above, dark brown with orange staining.	0.1	
5						GRAVELLY SILT (ML), moist, firm.	0	5
						GRAVELLY SANDY SILT (ML), gray, dry, soft.		
					7.0	-as above, moist.	0	
			SM			GRAVELLY SILTY SAND (SM), yellow orange, moist, very dense.	0	
					8.0	Bottom of boring at 8 feet bgs.	0	

BORING+WELL 2006 001-09644-01.GPJ LFR SEPT 2006.GDT 6/6/08

APPROVED BY: _____ DATE: _____



PROJECT NAME Former Learner Property

CLIENT Learner Investment Co.

BORING NUMBER LP-9

PROJECT LOCATION 768 46th Avenue, Oakland, CA

DRILLING CONTRACTOR Gregg Drilling

PROJECT NUMBER 001-9644-01

DRILLING METHOD Direct Push

LOCATION LP-9

STAMP (IF APPLICABLE) AND/OR NOTES

OVA EQUIPMENT Mini Rae 2000








GROUND ELEVATION _____ HOLE DIAMETER 2 inches

TOP OF CASING ELEVATION --- HOLE DEPTH 6.0 ft

FIRST ENCOUNTERED WATER ---

STABILIZED WATER ---

LOGGED BY Robert Moniz DATE 4/4/08

DEPTH (feet)	SAMPLE TYPE NUMBER	SAMPLE RECOVERY	U.S.C.S.	GRAPHIC LOG	DEPTHS	LITHOLOGIC DESCRIPTION	PID (ppm)	DEPTH (feet)
	LP-9-1'				1.0	No recovery.	0	
						GRAVELLY SILT (ML), dark brown, moist, firm.	0.2	
	LP-9-4'					GRAVELLY SANDY SILT (ML), dark brown, moist, firm, orange staining.	0	
5			ML					5
					6.0	Bottom of boring at 6 feet bgs.	0	

BORING+WELL 2006 001-09644-01.GPJ LFR SEPT 2006.GDT 6/6/08

APPROVED BY: _____ DATE: _____



PROJECT NAME Former Learner Property

CLIENT Learner Investment Co.

BORING NUMBER LP-10

PROJECT LOCATION 768 46th Avenue, Oakland, CA

DRILLING CONTRACTOR Gregg Drilling

PROJECT NUMBER 001-9644-01

DRILLING METHOD Direct Push

LOCATION LP-10

STAMP (IF APPLICABLE) AND/OR NOTES

OVA EQUIPMENT Mini Rae 2000





GROUND ELEVATION _____ HOLE DIAMETER 4 inches

TOP OF CASING ELEVATION --- HOLE DEPTH 7.1 ft

FIRST ENCOUNTERED WATER ---

STABILIZED WATER ---

LOGGED BY Robert Moniz DATE 4/4/08

DEPTH (feet)	SAMPLE TYPE NUMBER	SAMPLE RECOVERY	U.S.C.S.	GRAPHIC LOG	DEPTHS	LITHOLOGIC DESCRIPTION	PID (ppm)	DEPTH (feet)
						No recovery, very hard.		
	LP-10-2'				1.5	GRAVELLY SILT (ML), damp, firm.	0	
	LP-10-4'		ML			GRAVELLY SANDY SILT (ML), tan gray, dry, firm.	0	
5						-as above, light brown, dry, soft.	0	5
						SANDY GRAVELLY SILT (ML), olive green, very hard, orange staining.	0	
					7.1	Bottom of boring at 7.1 feet bgs.		

BORING+WELL 2006 001-09644-01.GPJ LFR SEPT 2006.GDT 6/6/08

APPROVED BY: _____ DATE: _____



PROJECT NAME Former Learner Property

CLIENT Learner Investment Co.

BORING NUMBER LP-11

PROJECT LOCATION 768 46th Avenue, Oakland, CA

DRILLING CONTRACTOR Gregg Drilling

PROJECT NUMBER 001-9644-01

DRILLING METHOD Direct Push

LOCATION LP-11

STAMP (IF APPLICABLE) AND/OR NOTES

OVA EQUIPMENT Mini Rae 2000





GROUND ELEVATION _____ HOLE DIAMETER 2 inches

TOP OF CASING ELEVATION --- HOLE DEPTH 6.0 ft

FIRST ENCOUNTERED WATER ---

STABILIZED WATER ---

LOGGED BY Robert Moniz DATE 4/4/08

DEPTH (feet)	SAMPLE TYPE NUMBER	SAMPLE RECOVERY	U.S.C.S.	GRAPHIC LOG	DEPTHS	LITHOLOGIC DESCRIPTION	PID (ppm)	DEPTH (feet)
					0.5			
	LP-11-2'					GRAVELLY SANDY SILT (ML), light brown, dry, soft, some roots.	0	
	LP-11-4'					SANDY GRAVELLY SILT (ML), dark brown, moist, hard, orange staining.	0	5
5							0	
					6.0	Bottom of boring at 6 feet bgs.		

BORING+WELL 2006 001-09644-01.GPJ LFR SEPT 2006.GDT 6/6/08

APPROVED BY: _____ DATE: _____



PROJECT NAME Former Learner Property

CLIENT Learner Investment Co.

BORING NUMBER LP-13

PAGE 1 OF 1

PROJECT LOCATION 768 46th Avenue, Oakland, CA

DRILLING CONTRACTOR Gregg Drilling

PROJECT NUMBER 001-9644-01

DRILLING METHOD Direct Push

LOCATION LP-13

STAMP (IF APPLICABLE) AND/OR NOTES

OVA EQUIPMENT Mini Rae 2000

GROUND ELEVATION _____ HOLE DIAMETER 2 inches

TOP OF CASING ELEVATION --- HOLE DEPTH 11.8 ft

▽ FIRST ENCOUNTERED WATER 7.2 ft

▼ STABILIZED WATER 7.2 ft

LOGGED BY Robert Moniz DATE 4/4/08

DEPTH (feet)	SAMPLE TYPE NUMBER	SAMPLE RECOVERY	U.S.C.S.	GRAPHIC LOG	DEPTHS	LITHOLOGIC DESCRIPTION	PID (ppm)	DEPTH (feet)
					1.0	No recovery.		
	LP-13-2'		GM		1.0	SILTY SANDY GRAVEL (GM), medium brown, damp, loose.	0	
	LP-13-4'		CL		4.0	SANDY SILTY CLAY (CL), dark brown, moist, firm, orange streaks.	0	
5			SM		5.0	SILTY GRAVELLY SAND (SM), yellow orange, moist, loose, brown areas.	0	5
			ML		6.5	SANDY GRAVELLY SILT (ML), orange brown, moist, hard.	0	
					7.0	▽ No recovery.	0	
			ML		8.0	SANDY GRAVELLY SILT (ML), orange brown, moist, firm.	0	
					9.5	GRAVELLY SILT (ML), dark brown, moist, firm.	0	
10			SM		11.0	SILTY GRAVELLY SAND (SM), blue green, dense, orange staining.	0.1	10
					11.8	No recovery.		
						Bottom of boring at 11.8 feet bgs.		

BORING+WELL 2006 001-09644-01.GPJ LFR SEPT 2006.GDT 6/6/08

APPROVED BY: _____ DATE: _____



PROJECT NAME Former Learner Property

CLIENT Learner Investment Co.

BORING NUMBER LP-15

PROJECT LOCATION 768 46th Avenue, Oakland, CA

DRILLING CONTRACTOR Gregg Drilling

PROJECT NUMBER 001-9644-01

DRILLING METHOD Direct Push

LOCATION LP-15

STAMP (IF APPLICABLE) AND/OR NOTES

OVA EQUIPMENT Mini Rae 2000

GROUND ELEVATION _____ HOLE DIAMETER 2 inches

TOP OF CASING ELEVATION --- HOLE DEPTH 6.0 ft

FIRST ENCOUNTERED WATER ---

STABILIZED WATER ---

LOGGED BY Robert Moniz DATE 4/4/08

DEPTH (feet)	SAMPLE TYPE NUMBER	SAMPLE RECOVERY	U.S.C.S.	GRAPHIC LOG	DEPTHS	LITHOLOGIC DESCRIPTION	PID (ppm)	DEPTH (feet)
	LP-15-1'		ML		2.3	GRAVELLY SANDY SILT (ML), dark brown-orange, damp, firm.	0	
						No recovery.	0.1	
							0.3	
	LP-15-5'		SM		3.8	SILTY GRAVELLY SAND (SM), brownish green, moist, dense.	18.4	
5					6.0			5
						Bottom of boring at 6 feet bgs. Hydrocarbon odor noted.		

BORING+WELL 2006 001-09644-01.GPJ LFR SEPT 2006.GDT 6/6/08

APPROVED BY: _____ DATE: _____



APPENDIX C

Laboratory-Certified Analytical Reports



Curtis & Tompkins, Ltd., Analytical Laboratories, Since 1878

2323 Fifth Street, Berkeley, CA 94710, Phone (510) 486-0900

Laboratory Job Number 202390
ANALYTICAL REPORT

LFR Levine Fricke
1900 Powell Street
Emeryville, CA 94608

Project : 001-09466-01
Location : Learner
Level : II

<u>Sample ID</u>	<u>Lab ID</u>
LP-1	202390-001
LP-1-4FT	202390-002
LP-1-10FT	202390-003

This data package has been reviewed for technical correctness and completeness. Release of this data has been authorized by the Laboratory Manager or the Manager's designee, as verified by the following signatures. The results contained in this report meet all requirements of NELAC and pertain only to those samples which were submitted for analysis. This report may be reproduced only in its entirety.

Signature: 
Project Manager

Date: 04/17/2008

Signature: 
Quality Assurance Director

Date: 04/18/2008

CASE NARRATIVE

Laboratory number: 202390
Client: LFR Levine Fricke
Project: 001-09466-01
Location: Learner
Request Date: 04/03/08
Samples Received: 04/03/08

This hardcopy data package contains sample and QC results for one soil sample and one water sample, requested for the above referenced project on 04/03/08. The samples were received cold and intact. All data were e-mailed to Ron Goloubow on 04/17/08.

TPH-Extractables by GC (EPA 8015B):

No analytical problems were encountered.

Volatile Organics by GC/MS (EPA 8260B) Water:

No analytical problems were encountered.

Volatile Organics by GC/MS (EPA 8260B) Soil:

5035 samples not analyzed within 48 hours were frozen. No analytical problems were encountered.

Metals (EPA 6010B and EPA 7470A):

No analytical problems were encountered.

Total Extractable Hydrocarbons

Lab #:	202390	Location:	Learner
Client:	LFR Levine Fricke	Prep:	EPA 3520C
Project#:	001-09466-01	Analysis:	EPA 8015B
Field ID:	LP-1	Batch#:	136826
Matrix:	Water	Sampled:	04/02/08
Units:	ug/L	Received:	04/03/08
Diln Fac:	1.000	Prepared:	04/07/08

Type: SAMPLE Analyzed: 04/11/08
 Lab ID: 202390-001 Cleanup Method: EPA 3630C

Analyte	Result	RL
Diesel C10-C24	160 Y	50
Motor Oil C24-C36	680	300

Surrogate	%REC	Limits
Hexacosane	89	63-130

Type: BLANK Analyzed: 04/12/08
 Lab ID: QC436480 Cleanup Method: EPA 3630C

Analyte	Result	RL
Diesel C10-C24	ND	50
Motor Oil C24-C36	ND	300

Surrogate	%REC	Limits
Hexacosane	94	63-130

Y= Sample exhibits chromatographic pattern which does not resemble standard
 ND= Not Detected
 RL= Reporting Limit

Batch QC Report

Total Extractable Hydrocarbons			
Lab #:	202390	Location:	Learner
Client:	LFR Levine Fricke	Prep:	EPA 3520C
Project#:	001-09466-01	Analysis:	EPA 8015B
Matrix:	Water	Batch#:	136826
Units:	ug/L	Prepared:	04/07/08
Diln Fac:	1.000		

Type: BS Analyzed: 04/11/08
 Lab ID: QC436481 Cleanup Method: EPA 3630C

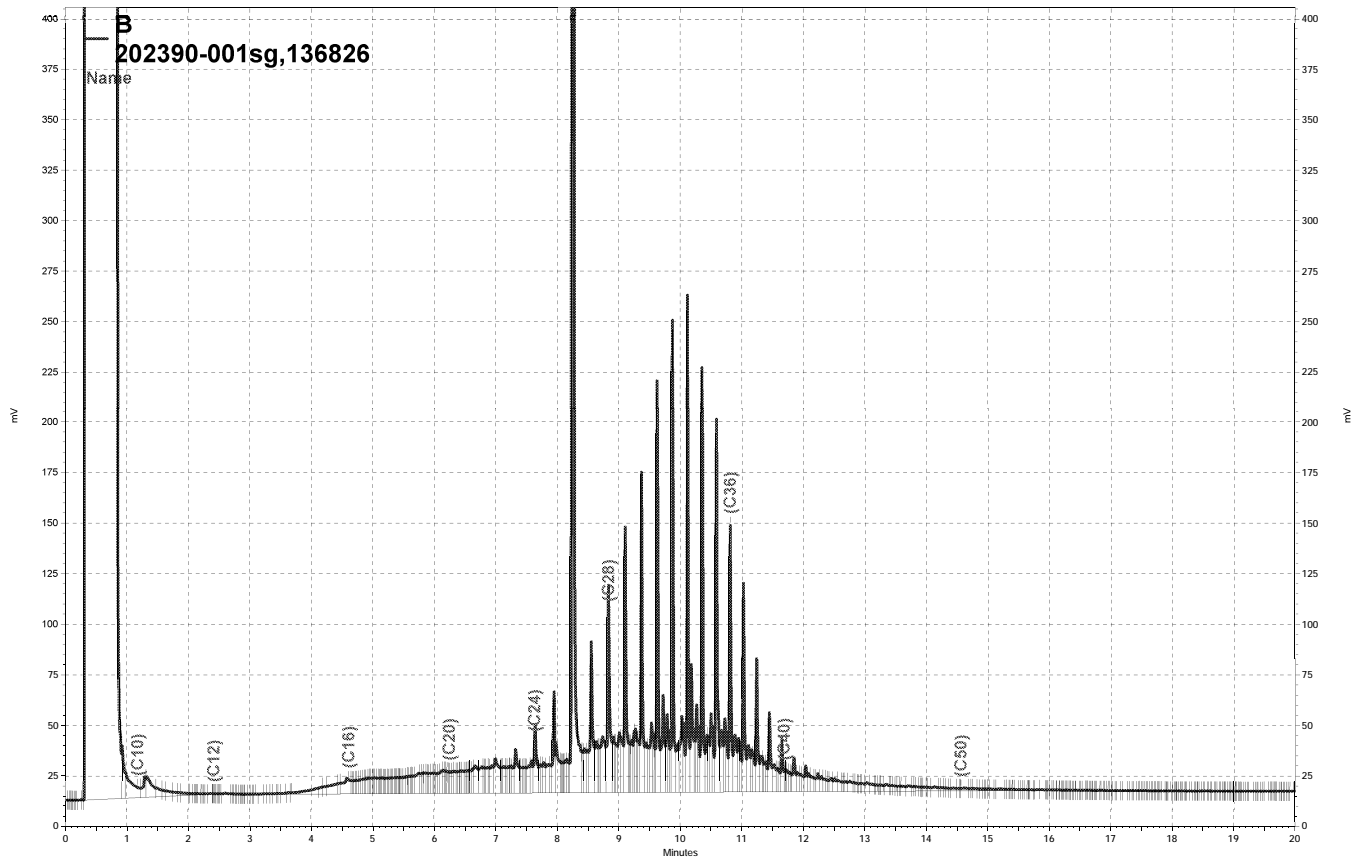
Analyte	Spiked	Result	%REC	Limits
Diesel C10-C24	2,500	1,899	76	61-120

Surrogate	%REC	Limits
Hexacosane	84	63-130

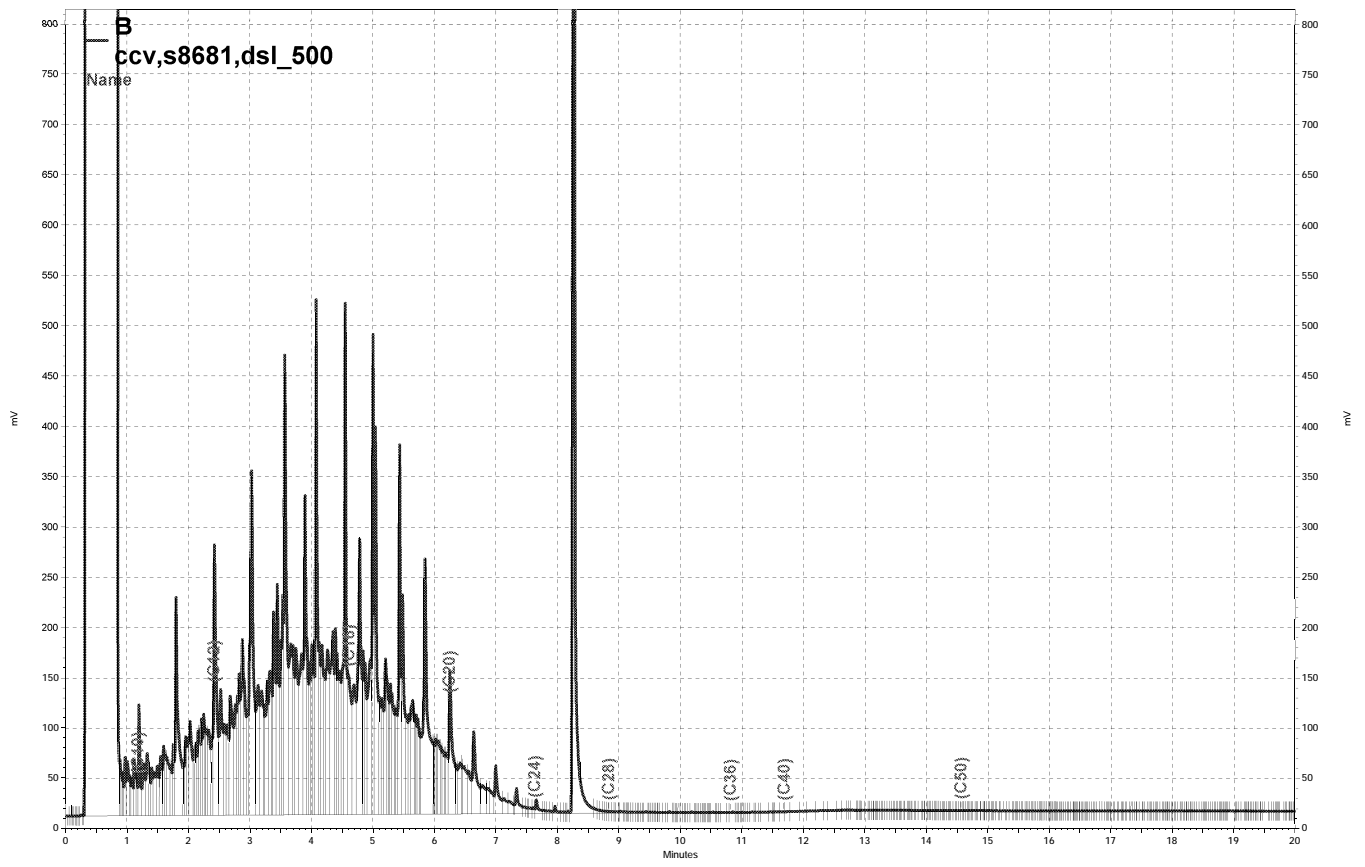
Type: BSD Analyzed: 04/12/08
 Lab ID: QC436482 Cleanup Method: EPA 3630C

Analyte	Spiked	Result	%REC	Limits	RPD	Lim
Diesel C10-C24	2,500	1,948	78	61-120	3	29

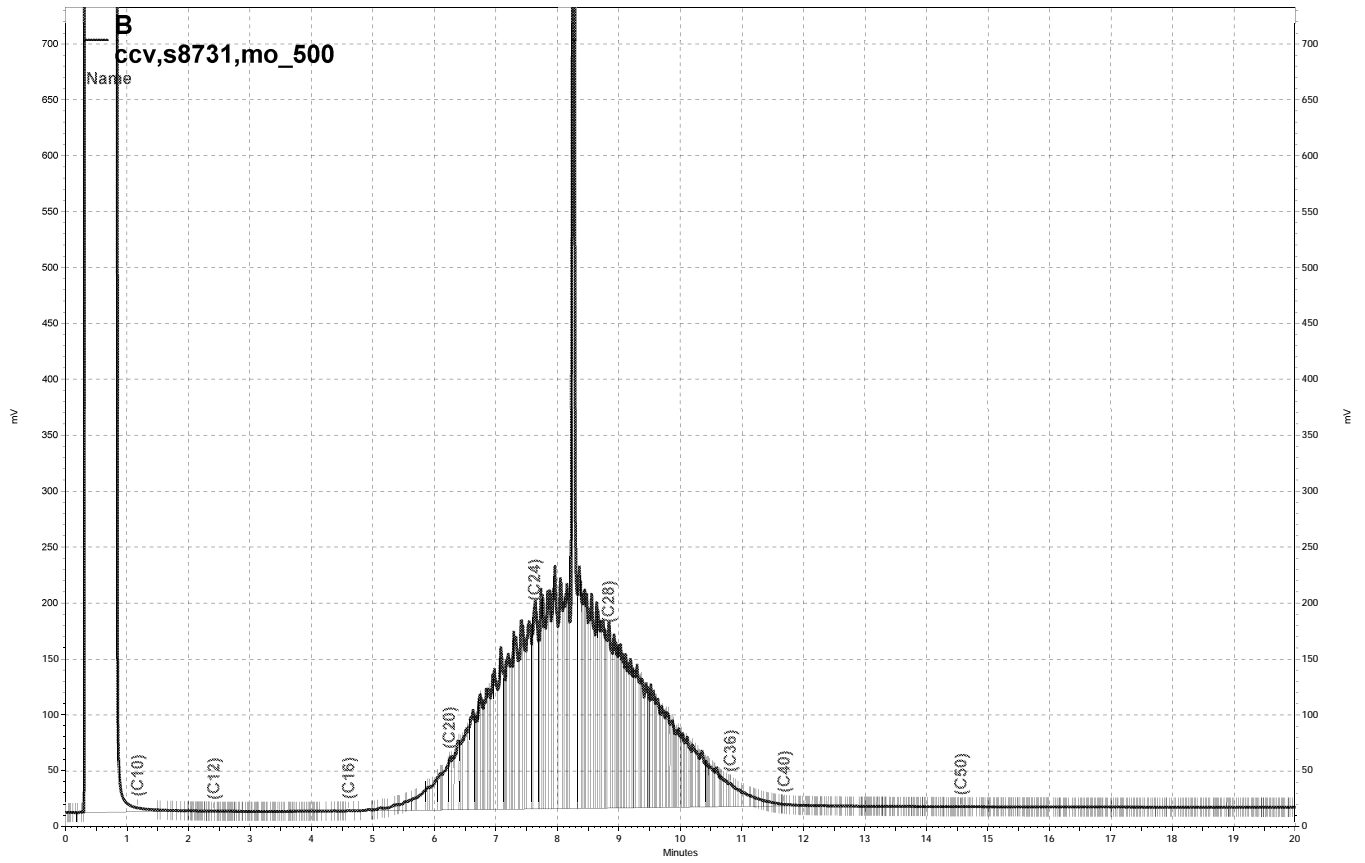
Surrogate	%REC	Limits
Hexacosane	90	63-130



\\Lims\gdrive\ezchrom\Projects\GC14B\Data\101b066, B



\\Lims\gdrive\ezchrom\Projects\GC14B\Data\101b053, B



\\Lims\gdrive\ezchrom\Projects\GC14B\Data\101b054, B

Purgeable Organics by GC/MS

Lab #:	202390	Location:	Learner
Client:	LFR Levine Fricke	Prep:	EPA 5030B
Project#:	001-09466-01	Analysis:	EPA 8260B
Field ID:	LP-1	Batch#:	136886
Lab ID:	202390-001	Sampled:	04/02/08
Matrix:	Water	Received:	04/03/08
Units:	ug/L	Analyzed:	04/09/08
Diln Fac:	1.000		

Analyte	Result	RL
Freon 12	ND	1.0
Chloromethane	ND	1.0
Vinyl Chloride	ND	0.5
Bromomethane	ND	1.0
Chloroethane	ND	1.0
Trichlorofluoromethane	ND	1.0
Acetone	ND	10
Freon 113	ND	5.0
1,1-Dichloroethene	ND	0.5
Methylene Chloride	ND	5.0
Carbon Disulfide	0.5 J	0.5
MTBE	ND	0.5
trans-1,2-Dichloroethene	ND	0.5
Vinyl Acetate	ND	10
1,1-Dichloroethane	ND	0.5
2-Butanone	ND	10
cis-1,2-Dichloroethene	ND	0.5
2,2-Dichloropropane	ND	0.5
Chloroform	ND	0.5
Bromochloromethane	ND	0.5
1,1,1-Trichloroethane	ND	0.5
1,1-Dichloropropene	ND	0.5
Carbon Tetrachloride	ND	0.5
1,2-Dichloroethane	ND	0.5
Benzene	ND	0.5
Trichloroethene	ND	0.5
1,2-Dichloropropane	ND	0.5
Bromodichloromethane	ND	0.5
Dibromomethane	ND	0.5
4-Methyl-2-Pentanone	ND	10
cis-1,3-Dichloropropene	ND	0.5
Toluene	ND	0.5
trans-1,3-Dichloropropene	ND	0.5
1,1,2-Trichloroethane	ND	0.5
2-Hexanone	ND	10
1,3-Dichloropropane	ND	0.5
Tetrachloroethene	ND	0.5
Dibromochloromethane	ND	0.5
1,2-Dibromoethane	ND	0.5
Chlorobenzene	ND	0.5
1,1,1,2-Tetrachloroethane	ND	0.5
Ethylbenzene	ND	0.5
m,p-Xylenes	ND	0.5
o-Xylene	ND	0.5
Styrene	ND	0.5
Bromoform	ND	1.0
Isopropylbenzene	ND	0.5
1,1,2,2-Tetrachloroethane	ND	0.5
1,2,3-Trichloropropane	ND	0.5
Propylbenzene	ND	0.5
Bromobenzene	ND	0.5
1,3,5-Trimethylbenzene	ND	0.5
2-Chlorotoluene	ND	0.5

J= Estimated value
 ND= Not Detected
 RL= Reporting Limit

Purgeable Organics by GC/MS

Lab #:	202390	Location:	Learner
Client:	LFR Levine Fricke	Prep:	EPA 5030B
Project#:	001-09466-01	Analysis:	EPA 8260B
Field ID:	LP-1	Batch#:	136886
Lab ID:	202390-001	Sampled:	04/02/08
Matrix:	Water	Received:	04/03/08
Units:	ug/L	Analyzed:	04/09/08
Diln Fac:	1.000		

Analyte	Result	RL
4-Chlorotoluene	ND	0.5
tert-Butylbenzene	ND	0.5
1,2,4-Trimethylbenzene	ND	0.5
sec-Butylbenzene	ND	0.5
para-Isopropyl Toluene	ND	0.5
1,3-Dichlorobenzene	ND	0.5
1,4-Dichlorobenzene	ND	0.5
n-Butylbenzene	ND	0.5
1,2-Dichlorobenzene	ND	0.5
1,2-Dibromo-3-Chloropropane	ND	2.0
1,2,4-Trichlorobenzene	ND	0.5
Hexachlorobutadiene	ND	2.0
Naphthalene	ND	2.0
1,2,3-Trichlorobenzene	ND	0.5

Surrogate	%REC	Limits
Dibromofluoromethane	100	80-123
1,2-Dichloroethane-d4	102	76-138
Toluene-d8	102	80-120
Bromofluorobenzene	90	80-120

J= Estimated value
 ND= Not Detected
 RL= Reporting Limit

Batch QC Report

Purgeable Organics by GC/MS			
Lab #:	202390	Location:	Learner
Client:	LFR Levine Fricke	Prep:	EPA 5030B
Project#:	001-09466-01	Analysis:	EPA 8260B
Matrix:	Water	Batch#:	136886
Units:	ug/L	Analyzed:	04/09/08
Diln Fac:	1.000		

Type: BS Lab ID: QC436717

Analyte	Spiked	Result	%REC	Limits
1,1-Dichloroethene	25.00	22.04	88	77-132
Benzene	25.00	23.51	94	80-120
Trichloroethene	25.00	25.04	100	80-120
Toluene	25.00	23.78	95	80-121
Chlorobenzene	25.00	24.17	97	80-120

Surrogate	%REC	Limits
Dibromofluoromethane	99	80-123
1,2-Dichloroethane-d4	94	76-138
Toluene-d8	98	80-120
Bromofluorobenzene	87	80-120

Type: BSD Lab ID: QC436718

Analyte	Spiked	Result	%REC	Limits	RPD	Lim
1,1-Dichloroethene	25.00	22.26	89	77-132	1	20
Benzene	25.00	23.17	93	80-120	1	20
Trichloroethene	25.00	24.59	98	80-120	2	20
Toluene	25.00	23.83	95	80-121	0	20
Chlorobenzene	25.00	24.08	96	80-120	0	20

Surrogate	%REC	Limits
Dibromofluoromethane	101	80-123
1,2-Dichloroethane-d4	96	76-138
Toluene-d8	100	80-120
Bromofluorobenzene	87	80-120

RPD= Relative Percent Difference

Batch QC Report

Purgeable Organics by GC/MS			
Lab #:	202390	Location:	Learner
Client:	LFR Levine Fricke	Prep:	EPA 5030B
Project#:	001-09466-01	Analysis:	EPA 8260B
Type:	BLANK	Diln Fac:	1.000
Lab ID:	QC436720	Batch#:	136886
Matrix:	Water	Analyzed:	04/09/08
Units:	ug/L		

Analyte	Result	RL
Freon 12	ND	1.0
Chloromethane	ND	1.0
Vinyl Chloride	ND	0.5
Bromomethane	ND	1.0
Chloroethane	ND	1.0
Trichlorofluoromethane	ND	1.0
Acetone	ND	10
Freon 113	ND	5.0
1,1-Dichloroethene	ND	0.5
Methylene Chloride	ND	5.0
Carbon Disulfide	ND	0.5
MTBE	ND	0.5
trans-1,2-Dichloroethene	ND	0.5
Vinyl Acetate	ND	10
1,1-Dichloroethane	ND	0.5
2-Butanone	ND	10
cis-1,2-Dichloroethene	ND	0.5
2,2-Dichloropropane	ND	0.5
Chloroform	ND	0.5
Bromochloromethane	ND	0.5
1,1,1-Trichloroethane	ND	0.5
1,1-Dichloropropene	ND	0.5
Carbon Tetrachloride	ND	0.5
1,2-Dichloroethane	ND	0.5
Benzene	ND	0.5
Trichloroethene	ND	0.5
1,2-Dichloropropane	ND	0.5
Bromodichloromethane	ND	0.5
Dibromomethane	ND	0.5
4-Methyl-2-Pentanone	ND	10
cis-1,3-Dichloropropene	ND	0.5
Toluene	ND	0.5
trans-1,3-Dichloropropene	ND	0.5
1,1,2-Trichloroethane	ND	0.5
2-Hexanone	ND	10
1,3-Dichloropropane	ND	0.5
Tetrachloroethene	ND	0.5

ND= Not Detected

RL= Reporting Limit

Batch QC Report

Purgeable Organics by GC/MS			
Lab #:	202390	Location:	Learner
Client:	LFR Levine Fricke	Prep:	EPA 5030B
Project#:	001-09466-01	Analysis:	EPA 8260B
Type:	BLANK	Diln Fac:	1.000
Lab ID:	QC436720	Batch#:	136886
Matrix:	Water	Analyzed:	04/09/08
Units:	ug/L		

Analyte	Result	RL
Dibromochloromethane	ND	0.5
1,2-Dibromoethane	ND	0.5
Chlorobenzene	ND	0.5
1,1,1,2-Tetrachloroethane	ND	0.5
Ethylbenzene	ND	0.5
m,p-Xylenes	ND	0.5
o-Xylene	ND	0.5
Styrene	ND	0.5
Bromoform	ND	1.0
Isopropylbenzene	ND	0.5
1,1,2,2-Tetrachloroethane	ND	0.5
1,2,3-Trichloropropane	ND	0.5
Propylbenzene	ND	0.5
Bromobenzene	ND	0.5
1,3,5-Trimethylbenzene	ND	0.5
2-Chlorotoluene	ND	0.5
4-Chlorotoluene	ND	0.5
tert-Butylbenzene	ND	0.5
1,2,4-Trimethylbenzene	ND	0.5
sec-Butylbenzene	ND	0.5
para-Isopropyl Toluene	ND	0.5
1,3-Dichlorobenzene	ND	0.5
1,4-Dichlorobenzene	ND	0.5
n-Butylbenzene	ND	0.5
1,2-Dichlorobenzene	ND	0.5
1,2-Dibromo-3-Chloropropane	ND	2.0
1,2,4-Trichlorobenzene	ND	0.5
Hexachlorobutadiene	ND	2.0
Naphthalene	ND	2.0
1,2,3-Trichlorobenzene	ND	0.5

Surrogate	%REC	Limits
Dibromofluoromethane	94	80-123
1,2-Dichloroethane-d4	100	76-138
Toluene-d8	100	80-120
Bromofluorobenzene	88	80-120

ND= Not Detected

RL= Reporting Limit

Purgeable Organics by GC/MS

Lab #:	202390	Location:	Learner
Client:	LFR Levine Fricke	Prep:	EPA 5035
Project#:	001-09466-01	Analysis:	EPA 8260B
Field ID:	LP-1-4FT	Diln Fac:	0.9091
Lab ID:	202390-002	Batch#:	136745
Matrix:	Soil	Sampled:	04/02/08
Units:	ug/Kg	Received:	04/03/08
Basis:	as received	Analyzed:	04/04/08

Analyte	Result	RL
Freon 12	ND	9.1
Chloromethane	ND	9.1
Vinyl Chloride	ND	9.1
Bromomethane	ND	9.1
Chloroethane	ND	9.1
Trichlorofluoromethane	ND	4.5
Acetone	27	18
Freon 113	ND	4.5
1,1-Dichloroethene	ND	4.5
Methylene Chloride	ND	18
Carbon Disulfide	ND	4.5
MTBE	ND	4.5
trans-1,2-Dichloroethene	ND	4.5
Vinyl Acetate	ND	45
1,1-Dichloroethane	ND	4.5
2-Butanone	ND	9.1
cis-1,2-Dichloroethene	ND	4.5
2,2-Dichloropropane	ND	4.5
Chloroform	ND	4.5
Bromochloromethane	ND	4.5
1,1,1-Trichloroethane	ND	4.5
1,1-Dichloropropene	ND	4.5
Carbon Tetrachloride	ND	4.5
1,2-Dichloroethane	ND	4.5
Benzene	ND	4.5
Trichloroethene	ND	4.5
1,2-Dichloropropane	ND	4.5
Bromodichloromethane	ND	4.5
Dibromomethane	ND	4.5
4-Methyl-2-Pentanone	ND	9.1
cis-1,3-Dichloropropene	ND	4.5
Toluene	ND	4.5
trans-1,3-Dichloropropene	ND	4.5
1,1,2-Trichloroethane	ND	4.5
2-Hexanone	ND	9.1
1,3-Dichloropropane	ND	4.5
Tetrachloroethene	ND	4.5

ND= Not Detected

RL= Reporting Limit

Purgeable Organics by GC/MS

Lab #:	202390	Location:	Learner
Client:	LFR Levine Fricke	Prep:	EPA 5035
Project#:	001-09466-01	Analysis:	EPA 8260B
Field ID:	LP-1-4FT	Diln Fac:	0.9091
Lab ID:	202390-002	Batch#:	136745
Matrix:	Soil	Sampled:	04/02/08
Units:	ug/Kg	Received:	04/03/08
Basis:	as received	Analyzed:	04/04/08

Analyte	Result	RL
Dibromochloromethane	ND	4.5
1,2-Dibromoethane	ND	4.5
Chlorobenzene	ND	4.5
1,1,1,2-Tetrachloroethane	ND	4.5
Ethylbenzene	ND	4.5
m,p-Xylenes	ND	4.5
o-Xylene	ND	4.5
Styrene	ND	4.5
Bromoform	ND	4.5
Isopropylbenzene	ND	4.5
1,1,2,2-Tetrachloroethane	ND	4.5
1,2,3-Trichloropropane	ND	4.5
Propylbenzene	ND	4.5
Bromobenzene	ND	4.5
1,3,5-Trimethylbenzene	ND	4.5
2-Chlorotoluene	ND	4.5
4-Chlorotoluene	ND	4.5
tert-Butylbenzene	ND	4.5
1,2,4-Trimethylbenzene	ND	4.5
sec-Butylbenzene	ND	4.5
para-Isopropyl Toluene	ND	4.5
1,3-Dichlorobenzene	ND	4.5
1,4-Dichlorobenzene	ND	4.5
n-Butylbenzene	ND	4.5
1,2-Dichlorobenzene	ND	4.5
1,2-Dibromo-3-Chloropropane	ND	4.5
1,2,4-Trichlorobenzene	ND	4.5
Hexachlorobutadiene	ND	4.5
Naphthalene	ND	4.5
1,2,3-Trichlorobenzene	ND	4.5

Surrogate	%REC	Limits
Dibromofluoromethane	101	78-126
1,2-Dichloroethane-d4	91	76-137
Toluene-d8	96	80-120
Bromofluorobenzene	107	80-121

ND= Not Detected

RL= Reporting Limit

Batch QC Report

Purgeable Organics by GC/MS			
Lab #:	202390	Location:	Learner
Client:	LFR Levine Fricke	Prep:	EPA 5035
Project#:	001-09466-01	Analysis:	EPA 8260B
Type:	BLANK	Basis:	as received
Lab ID:	QC436153	Diln Fac:	1.000
Matrix:	Soil	Batch#:	136745
Units:	ug/Kg	Analyzed:	04/04/08

Analyte	Result	RL
Freon 12	ND	10
Chloromethane	ND	10
Vinyl Chloride	ND	10
Bromomethane	ND	10
Chloroethane	ND	10
Trichlorofluoromethane	ND	5.0
Acetone	ND	20
Freon 113	ND	5.0
1,1-Dichloroethene	ND	5.0
Methylene Chloride	ND	20
Carbon Disulfide	ND	5.0
MTBE	ND	5.0
trans-1,2-Dichloroethene	ND	5.0
Vinyl Acetate	ND	50
1,1-Dichloroethane	ND	5.0
2-Butanone	ND	10
cis-1,2-Dichloroethene	ND	5.0
2,2-Dichloropropane	ND	5.0
Chloroform	ND	5.0
Bromochloromethane	ND	5.0
1,1,1-Trichloroethane	ND	5.0
1,1-Dichloropropene	ND	5.0
Carbon Tetrachloride	ND	5.0
1,2-Dichloroethane	ND	5.0
Benzene	ND	5.0
Trichloroethene	ND	5.0
1,2-Dichloropropane	ND	5.0
Bromodichloromethane	ND	5.0
Dibromomethane	ND	5.0
4-Methyl-2-Pentanone	ND	10
cis-1,3-Dichloropropene	ND	5.0
Toluene	ND	5.0
trans-1,3-Dichloropropene	ND	5.0
1,1,2-Trichloroethane	ND	5.0
2-Hexanone	ND	10
1,3-Dichloropropane	ND	5.0
Tetrachloroethene	ND	5.0

ND= Not Detected

RL= Reporting Limit

Batch QC Report

Purgeable Organics by GC/MS			
Lab #:	202390	Location:	Learner
Client:	LFR Levine Fricke	Prep:	EPA 5035
Project#:	001-09466-01	Analysis:	EPA 8260B
Type:	BLANK	Basis:	as received
Lab ID:	QC436153	Diln Fac:	1.000
Matrix:	Soil	Batch#:	136745
Units:	ug/Kg	Analyzed:	04/04/08

Analyte	Result	RL
Dibromochloromethane	ND	5.0
1,2-Dibromoethane	ND	5.0
Chlorobenzene	ND	5.0
1,1,1,2-Tetrachloroethane	ND	5.0
Ethylbenzene	ND	5.0
m,p-Xylenes	ND	5.0
o-Xylene	ND	5.0
Styrene	ND	5.0
Bromoform	ND	5.0
Isopropylbenzene	ND	5.0
1,1,2,2-Tetrachloroethane	ND	5.0
1,2,3-Trichloropropane	ND	5.0
Propylbenzene	ND	5.0
Bromobenzene	ND	5.0
1,3,5-Trimethylbenzene	ND	5.0
2-Chlorotoluene	ND	5.0
4-Chlorotoluene	ND	5.0
tert-Butylbenzene	ND	5.0
1,2,4-Trimethylbenzene	ND	5.0
sec-Butylbenzene	ND	5.0
para-Isopropyl Toluene	ND	5.0
1,3-Dichlorobenzene	ND	5.0
1,4-Dichlorobenzene	ND	5.0
n-Butylbenzene	ND	5.0
1,2-Dichlorobenzene	ND	5.0
1,2-Dibromo-3-Chloropropane	ND	5.0
1,2,4-Trichlorobenzene	ND	5.0
Hexachlorobutadiene	ND	5.0
Naphthalene	ND	5.0
1,2,3-Trichlorobenzene	ND	5.0

Surrogate	%REC	Limits
Dibromofluoromethane	99	78-126
1,2-Dichloroethane-d4	89	76-137
Toluene-d8	100	80-120
Bromofluorobenzene	99	80-121

ND= Not Detected

RL= Reporting Limit

Batch QC Report

Purgeable Organics by GC/MS			
Lab #:	202390	Location:	Learner
Client:	LFR Levine Fricke	Prep:	EPA 5035
Project#:	001-09466-01	Analysis:	EPA 8260B
Matrix:	Soil	Diln Fac:	1.000
Units:	ug/Kg	Batch#:	136745
Basis:	as received	Analyzed:	04/04/08

Type: BS Lab ID: QC436154

Analyte	Spiked	Result	%REC	Limits
1,1-Dichloroethene	25.00	25.25	101	71-133
Benzene	25.00	25.87	103	79-123
Trichloroethene	25.00	24.85	99	79-124
Toluene	25.00	25.48	102	80-123
Chlorobenzene	25.00	25.73	103	80-120

Surrogate	%REC	Limits
Dibromofluoromethane	103	78-126
1,2-Dichloroethane-d4	83	76-137
Toluene-d8	96	80-120
Bromofluorobenzene	100	80-121

Type: BSD Lab ID: QC436155

Analyte	Spiked	Result	%REC	Limits	RPD	Lim
1,1-Dichloroethene	25.00	24.33	97	71-133	4	20
Benzene	25.00	25.72	103	79-123	1	20
Trichloroethene	25.00	24.00	96	79-124	3	20
Toluene	25.00	24.56	98	80-123	4	20
Chlorobenzene	25.00	25.51	102	80-120	1	20

Surrogate	%REC	Limits
Dibromofluoromethane	102	78-126
1,2-Dichloroethane-d4	85	76-137
Toluene-d8	94	80-120
Bromofluorobenzene	100	80-121

RPD= Relative Percent Difference

Batch QC Report

Purgeable Organics by GC/MS			
Lab #:	202390	Location:	Learner
Client:	LFR Levine Fricke	Prep:	EPA 5035
Project#:	001-09466-01	Analysis:	EPA 8260B
Field ID:	ZZZZZZZZZZ	Diln Fac:	1.000
MSS Lab ID:	202362-006	Batch#:	136745
Matrix:	Soil	Sampled:	03/28/08
Units:	ug/Kg	Received:	04/02/08
Basis:	as received	Analyzed:	04/04/08

Type: MS Lab ID: QC436179

Analyte	MSS Result	Spiked	Result	%REC	Limits
1,1-Dichloroethene	<0.4568	50.00	47.89	96	55-139
Benzene	<0.6685	50.00	45.86	92	55-120
Trichloroethene	<0.7018	50.00	44.62	89	47-140
Toluene	<0.4930	50.00	42.59	85	52-121
Chlorobenzene	<0.5639	50.00	43.51	87	47-120

Surrogate	%REC	Limits
Dibromofluoromethane	107	78-126
1,2-Dichloroethane-d4	83	76-137
Toluene-d8	94	80-120
Bromofluorobenzene	103	80-121

Type: MSD Lab ID: QC436180

Analyte	Spiked	Result	%REC	Limits	RPD	Lim
1,1-Dichloroethene	50.00	45.17	90	55-139	6	29
Benzene	50.00	43.39	87	55-120	6	26
Trichloroethene	50.00	41.47	83	47-140	7	28
Toluene	50.00	40.92	82	52-121	4	29
Chlorobenzene	50.00	41.92	84	47-120	4	29

Surrogate	%REC	Limits
Dibromofluoromethane	107	78-126
1,2-Dichloroethane-d4	85	76-137
Toluene-d8	94	80-120
Bromofluorobenzene	105	80-121

RPD= Relative Percent Difference

Batch QC Report

Purgeable Organics by GC/MS			
Lab #:	202390	Location:	Learner
Client:	LFR Levine Fricke	Prep:	EPA 5035
Project#:	001-09466-01	Analysis:	EPA 8260B
Field ID:	ZZZZZZZZZZ	Batch#:	136745
MSS Lab ID:	202384-011	Sampled:	04/01/08
Matrix:	Soil	Received:	04/03/08
Units:	ug/Kg	Analyzed:	04/04/08
Basis:	as received		

Type: MS Diln Fac: 1.250
 Lab ID: QC436191

Analyte	MSS Result	Spiked	Result	%REC	Limits
1,1-Dichloroethene	<0.7337	62.50	52.49	84	55-139
Benzene	<1.074	62.50	50.63	81	55-120
Trichloroethene	<1.127	62.50	48.15	77	47-140
Toluene	<0.7918	62.50	47.51	76	52-121
Chlorobenzene	<0.9056	62.50	45.76	73	47-120

Surrogate	%REC	Limits
Dibromofluoromethane	103	78-126
1,2-Dichloroethane-d4	82	76-137
Toluene-d8	95	80-120
Bromofluorobenzene	104	80-121

Type: MSD Diln Fac: 1.471
 Lab ID: QC436192

Analyte	Spiked	Result	%REC	Limits	RPD	Lim
1,1-Dichloroethene	73.53	67.94	92	55-139	10	29
Benzene	73.53	63.95	87	55-120	7	26
Trichloroethene	73.53	62.02	84	47-140	9	28
Toluene	73.53	59.90	81	52-121	7	29
Chlorobenzene	73.53	58.98	80	47-120	9	29

Surrogate	%REC	Limits
Dibromofluoromethane	103	78-126
1,2-Dichloroethane-d4	81	76-137
Toluene-d8	94	80-120
Bromofluorobenzene	103	80-121

RPD= Relative Percent Difference

Dissolved California Title 26 Metals

Lab #:	202390	Project#:	001-09466-01
Client:	LFR Levine Fricke	Location:	Learner
Field ID:	LP-1	Diln Fac:	1.000
Lab ID:	202390-001	Sampled:	04/02/08
Matrix:	Filtrate	Received:	04/03/08
Units:	ug/L		

Analyte	Result	RL	Batch#	Prepared	Analyzed	Prep	Analysis
Antimony	ND	10	136740	04/04/08	04/04/08	EPA 3010A	EPA 6010B
Arsenic	ND	5.0	136740	04/04/08	04/04/08	EPA 3010A	EPA 6010B
Barium	60	5.0	136740	04/04/08	04/04/08	EPA 3010A	EPA 6010B
Beryllium	ND	2.0	136740	04/04/08	04/04/08	EPA 3010A	EPA 6010B
Cadmium	ND	5.0	136740	04/04/08	04/04/08	EPA 3010A	EPA 6010B
Chromium	ND	5.0	136740	04/04/08	04/04/08	EPA 3010A	EPA 6010B
Cobalt	ND	5.0	136740	04/04/08	04/04/08	EPA 3010A	EPA 6010B
Copper	ND	5.0	136740	04/04/08	04/04/08	EPA 3010A	EPA 6010B
Lead	ND	3.4	136740	04/04/08	04/04/08	EPA 3010A	EPA 6010B
Mercury	ND	0.20	136810	04/07/08	04/07/08	METHOD	EPA 7470A
Molybdenum	13	5.0	136740	04/04/08	04/04/08	EPA 3010A	EPA 6010B
Nickel	30	5.0	136740	04/04/08	04/04/08	EPA 3010A	EPA 6010B
Selenium	ND	10	136740	04/04/08	04/04/08	EPA 3010A	EPA 6010B
Silver	ND	5.0	136740	04/04/08	04/04/08	EPA 3010A	EPA 6010B
Thallium	ND	10	136740	04/04/08	04/04/08	EPA 3010A	EPA 6010B
Vanadium	ND	5.0	136740	04/04/08	04/04/08	EPA 3010A	EPA 6010B
Zinc	ND	20	136740	04/04/08	04/04/08	EPA 3010A	EPA 6010B

ND= Not Detected
 RL= Reporting Limit

Batch QC Report

Dissolved California Title 26 Metals

Lab #:	202390	Location:	Learner
Client:	LFR Levine Fricke	Prep:	EPA 3010A
Project#:	001-09466-01	Analysis:	EPA 6010B
Type:	BLANK	Diln Fac:	1.000
Lab ID:	QC436126	Batch#:	136740
Matrix:	Filtrate	Prepared:	04/04/08
Units:	ug/L	Analyzed:	04/04/08

Analyte	Result	RL
Antimony	ND	10
Arsenic	ND	5.0
Barium	ND	5.0
Beryllium	ND	2.0
Cadmium	ND	5.0
Chromium	ND	5.0
Cobalt	ND	5.0
Copper	ND	5.0
Lead	ND	3.4
Molybdenum	ND	5.0
Nickel	ND	5.0
Selenium	ND	10
Silver	ND	5.0
Thallium	ND	10
Vanadium	ND	5.0
Zinc	ND	20

ND= Not Detected

RL= Reporting Limit

Batch QC Report
Dissolved California Title 26 Metals

Lab #:	202390	Location:	Learner
Client:	LFR Levine Fricke	Prep:	EPA 3010A
Project#:	001-09466-01	Analysis:	EPA 6010B
Matrix:	Filtrate	Batch#:	136740
Units:	ug/L	Prepared:	04/04/08
Diln Fac:	1.000	Analyzed:	04/04/08

Type: BS Lab ID: QC436127

Analyte	Spiked	Result	%REC	Limits
Antimony	500.0	440.1	88	80-120
Arsenic	100.0	96.94	97	80-120
Barium	2,000	1,978	99	80-120
Beryllium	50.00	50.41	101	80-120
Cadmium	50.00	49.79	100	80-120
Chromium	200.0	188.9	94	80-120
Cobalt	500.0	474.8	95	80-120
Copper	250.0	239.8	96	80-120
Lead	100.0	94.40	94	80-120
Molybdenum	400.0	385.9	96	80-120
Nickel	500.0	476.9	95	80-120
Selenium	100.0	92.29	92	80-120
Silver	50.00	46.39	93	80-120
Thallium	100.0	98.42	98	80-120
Vanadium	500.0	468.2	94	80-120
Zinc	500.0	486.2	97	80-120

Type: BSD Lab ID: QC436128

Analyte	Spiked	Result	%REC	Limits	RPD	Lim
Antimony	500.0	433.4	87	80-120	2	20
Arsenic	100.0	93.69	94	80-120	3	20
Barium	2,000	1,926	96	80-120	3	20
Beryllium	50.00	49.33	99	80-120	2	20
Cadmium	50.00	48.22	96	80-120	3	20
Chromium	200.0	185.0	92	80-120	2	20
Cobalt	500.0	463.0	93	80-120	3	20
Copper	250.0	233.9	94	80-120	2	20
Lead	100.0	91.59	92	80-120	3	20
Molybdenum	400.0	375.4	94	80-120	3	20
Nickel	500.0	466.0	93	80-120	2	20
Selenium	100.0	89.89	90	80-120	3	20
Silver	50.00	44.81	90	80-120	3	20
Thallium	100.0	95.29	95	80-120	3	20
Vanadium	500.0	459.7	92	80-120	2	20
Zinc	500.0	476.1	95	80-120	2	20

RPD= Relative Percent Difference

Batch QC Report
Dissolved California Title 26 Metals

Lab #:	202390	Location:	Learner
Client:	LFR Levine Fricke	Prep:	EPA 3010A
Project#:	001-09466-01	Analysis:	EPA 6010B
Field ID:	ZZZZZZZZZZ	Batch#:	136740
MSS Lab ID:	202184-008	Sampled:	03/25/08
Matrix:	Filtrate	Received:	03/25/08
Units:	ug/L	Prepared:	04/04/08
Diln Fac:	1.000	Analyzed:	04/04/08

Type: MS Lab ID: QC436129

Analyte	MSS Result	Spiked	Result	%REC	Limits
Antimony	<0.9637	500.0	416.6	83	78-120
Arsenic	<1.387	100.0	98.49	98	80-126
Barium	325.0	2,000	2,186	93	80-120
Beryllium	<0.1170	50.00	49.74	99	80-120
Cadmium	<0.3555	50.00	45.95	92	80-120
Chromium	3.416	200.0	181.3	89	80-120
Cobalt	3.046	500.0	430.9	86	80-120
Copper	<1.577	250.0	235.2	94	80-120
Lead	<1.150	100.0	80.68	81	77-120
Molybdenum	<1.384	400.0	365.6	91	80-120
Nickel	1.104	500.0	435.8	87	79-120
Selenium	<1.986	100.0	88.27	88	80-125
Silver	<0.7500	50.00	47.79	96	72-120
Thallium	3.025	100.0	90.92	88	77-120
Vanadium	2.537	500.0	464.6	92	80-120
Zinc	<3.056	500.0	457.4	91	78-122

Type: MSD Lab ID: QC436130

Analyte	Spiked	Result	%REC	Limits	RPD	Lim
Antimony	500.0	419.9	84	78-120	1	20
Arsenic	100.0	98.62	99	80-126	0	20
Barium	2,000	2,175	92	80-120	1	20
Beryllium	50.00	49.00	98	80-120	1	20
Cadmium	50.00	47.23	94	80-120	3	20
Chromium	200.0	184.7	91	80-120	2	20
Cobalt	500.0	441.2	88	80-120	2	20
Copper	250.0	232.9	93	80-120	1	20
Lead	100.0	85.58	86	77-120	6	20
Molybdenum	400.0	376.5	94	80-120	3	20
Nickel	500.0	445.2	89	79-120	2	20
Selenium	100.0	81.64	82	80-125	8	20
Silver	50.00	47.80	96	72-120	0	20
Thallium	100.0	87.10	84	77-120	4	20
Vanadium	500.0	463.0	92	80-120	0	20
Zinc	500.0	464.9	93	78-122	2	20

RPD= Relative Percent Difference

Batch QC Report

Dissolved California Title 26 Metals

Lab #:	202390	Location:	Learner
Client:	LFR Levine Fricke	Prep:	METHOD
Project#:	001-09466-01	Analysis:	EPA 7470A
Analyte:	Mercury	Diln Fac:	1.000
Type:	BLANK	Batch#:	136810
Lab ID:	QC436419	Prepared:	04/07/08
Matrix:	Water	Analyzed:	04/07/08
Units:	ug/L		

Result	RL
ND	0.20

ND= Not Detected
 RL= Reporting Limit

Batch QC Report

Dissolved California Title 26 Metals			
Lab #:	202390	Location:	Learner
Client:	LFR Levine Fricke	Prep:	METHOD
Project#:	001-09466-01	Analysis:	EPA 7470A
Analyte:	Mercury	Batch#:	136810
Matrix:	Water	Prepared:	04/07/08
Units:	ug/L	Analyzed:	04/07/08
Diln Fac:	1.000		

Type	Lab ID	Spiked	Result	%REC	Limits	RPD	Lim
BS	QC436420	5.000	5.080	102	80-120		
BSD	QC436421	5.000	5.100	102	80-120	0	20

Batch QC Report

Dissolved California Title 26 Metals			
Lab #:	202390	Location:	Learner
Client:	LFR Levine Fricke	Prep:	METHOD
Project#:	001-09466-01	Analysis:	EPA 7470A
Analyte:	Mercury	Batch#:	136810
Field ID:	ZZZZZZZZZZ	Sampled:	04/04/08
MSS Lab ID:	202445-001	Received:	04/04/08
Matrix:	Filtrate	Prepared:	04/07/08
Units:	ug/L	Analyzed:	04/07/08
Diln Fac:	1.000		

Type	Lab ID	MSS Result	Spiked	Result	%REC	Limits	RPD	Lim
MS	QC436423	<0.04502	5.000	5.170	103	77-126		
MSD	QC436424		5.000	5.160	103	77-126	0	20

RPD= Relative Percent Difference

202390

CHAIN OF CUSTODY / ANALYSES REQUEST FORM

SAMPLE COLLECTOR: 1900 Powell Street, 12th Floor Emeryville, California 94608 (510) 652-4500 Fax: (510) 652-2246	PROJECT NO.: 001-09466-01	SECTION NO.:	DATE: 4-2-08	SAMPLER'S INITIALS: REM	SERIAL NO.: N° 203271
	PROJECT NAME: learner	SAMPLER (Signature): 			

SAMPLE					ANALYSES										REMARKS			
SAMPLE ID.	DATE	TIME	Lab Sample No.	No. of Containers	Soil		Water		TYPE		TAT		Standard			RUSH:		HOLD
					Soil	Water	TPHd (EPA 8015M)	TPHmo (EPA 8015M)	TPHg (EPA 8015M)	BTEX (EPA 8015M)	VOCs (EPA 8021/802)	Metals (EPA 8260/624)	8260 List	8240 List	8010 List	624 List	CAM17	
1 LP-1	4-2-08	1010	5		X		X	X	X	X	X	X	X	X	X	X	X	CAM 17 Metals need filter + fixing @ Lab
2 LP-1-4ft	4-2	945	3	X			X	X	X	X	X	X	X	X	X	X	X	Silica gel cleanup for TPHd + TPHmo
3 LP-1-10ft	4-2	985	3															only do VOCs on SC 14

SAMPLE RECEIPT: <input checked="" type="checkbox"/> Intact <input checked="" type="checkbox"/> Cold <input checked="" type="checkbox"/> On Ice <input type="checkbox"/> Ambient Preservative Correct? <input checked="" type="checkbox"/> Yes <input type="checkbox"/> No <input type="checkbox"/> N/A	Cooler Temp:	METHOD OF SHIPMENT:	RELINQUISHED BY: 4-3-08 1 (SIGNATURE) (DATE)	RELINQUISHED BY: 2 (SIGNATURE) (DATE)	RELINQUISHED BY: 3 (SIGNATURE) (DATE)
	Cooler No:	LAB REPORT NO.:	(PRINTED NAME) (TIME) Rob Moritz 605	(PRINTED NAME) (TIME)	(PRINTED NAME) (TIME)
FAX COC CONFIRMATION TO: Ron Golubow		(COMPANY) LFR	(COMPANY)	(COMPANY)	(COMPANY)
ANALYTICAL LABORATORY: C&T	FAX RESULTS TO:	RECEIVED BY: 4-3-08 1 (SIGNATURE) (DATE)	RECEIVED BY: 2 (SIGNATURE) (DATE)	RECEIVED BY (LABORATORY): 3 (SIGNATURE) (DATE)	(SIGNATURE) (DATE)
	SEND HARDCOPY TO:	(PRINTED NAME) (TIME) Faith Nichols 1000	(PRINTED NAME) (TIME)	(PRINTED NAME) (TIME)	(PRINTED NAME) (TIME)
	SEND EDD TO: EMV.LABEDDS.COM	(COMPANY) C&T	(COMPANY)	(COMPANY)	(COMPANY)

COOLER RECEIPT CHECKLIST



Curtis & Tompkins, Ltd.

Login # 202390 Date Received 4-3-08 Number of coolers 1
Client LFR Project Learner

Date Opened 4-3-08 By (print) F Nichols (sign) [Signature]
Date Logged in 4-3-08 By (print) F Nichols (sign) [Signature]

1. Did cooler come with a shipping slip (airbill, etc)?... YES (NO)
Shipping info

2A. Were custody seals present? ... YES (circle) on cooler on samples NO
How many 1 over lip Name Unreadable Date 4-3-08

2B. Were custody seals intact upon arrival? ... YES NO N/A

3. Were custody papers dry and intact when received? ... YES NO

4. Were custody papers filled out properly (ink, signed, etc)? ... YES NO

5. Is the project identifiable from custody papers? (If so fill out top of form) ... YES NO

6. Indicate the packing in cooler: (if other, describe)

- Bubble Wrap, Foam blocks, Bags, None, Cloth material, Cardboard, Styrofoam, Paper towels

7. If required, was sufficient ice used? Samples should be < or = 6°C ... YES NO N/A

Type of ice used: WET BLUE NONE Temp(°C) No temp blank, All Cold

SAMPLES RECEIVED ON ICE DIRECTLY FROM FIELD. COOLING PROCESS HAD BEGUN.

8. Were soil Encore sampling devices present? ... YES NO
If YES, what time were they transferred to freezer? 1100

9. Did all bottles arrive unbroken/unopened? ... YES NO

10. Are samples in the appropriate containers for indicated tests? ... YES NO

11. Are sample labels present, in good condition and complete? ... YES NO

12. Do the sample labels agree with custody papers? ... YES NO

13. Was sufficient amount of sample sent for tests requested? ... YES NO

14. Are the samples appropriately preserved? ... YES NO N/A

15. Are bubbles absent in VOA samples? ... YES NO N/A

16. Was the client contacted concerning this sample delivery? ... YES NO
If YES, Who was called? By Date:

COMMENTS

Blank lines for handwritten comments.



Curtis & Tompkins, Ltd., Analytical Laboratories, Since 1878

2323 Fifth Street, Berkeley, CA 94710, Phone (510) 486-0900

Laboratory Job Number 202462
ANALYTICAL REPORT

LFR Levine Fricke
1900 Powell Street
Emeryville, CA 94608

Project : 001-09466-01
Location : Learner
Level : II

Table with 2 columns: Sample ID and Lab ID. Lists 16 sample entries such as LP-1-4.0, DCB-P3-4.0, etc.

This data package has been reviewed for technical correctness and completeness. Release of this data has been authorized by the Laboratory Manager or the Manager's designee, as verified by the following signatures. The results contained in this report meet all requirements of NELAC and pertain only to those samples which were submitted for analysis. This report may be reproduced only in its entirety.

Signature: [Handwritten Signature]
Project Manager

Date: 04/18/2008

Signature: [Handwritten Signature]
Quality Assurance Director

Date: 04/21/2008

CASE NARRATIVE

Laboratory number: 202462
Client: LFR Levine Fricke
Project: 001-09466-01
Location: Learner
Request Date: 04/07/08
Samples Received: 04/07/08

This hardcopy data package contains sample and QC results for eight soil samples, requested for the above referenced project on 04/07/08. The samples were received cold and intact. All data were e-mailed to Ron Goloubow on 04/18/08.

TPH-Purgeables and/or BTXE by GC (EPA 8015B):

High surrogate recovery was observed for trifluorotoluene (FID) in the LCS for batch 136952. High surrogate recoveries were observed for bromofluorobenzene (FID) in DCB-P4-3.0 (lab # 202462-009) and the LCS for batch 136952. No other analytical problems were encountered.

TPH-Extractables by GC (EPA 8015B):

Many samples were diluted due to the dark and viscous nature of the sample extracts. No other analytical problems were encountered.

Semivolatile Organics by GC/MS (EPA 8270C):

Many samples were diluted due to the dark and viscous nature of the sample extracts. DCB-P3-4.0 (lab # 202462-003) and DCB-P4-3.0 (lab # 202462-009) were diluted due to high non-target analytes. No other analytical problems were encountered.

Metals (EPA 6010B and EPA 7471A):

Low recoveries were observed for barium and lead in the MS of LP-1-4.0 (lab # 202462-001); the BS/BSD were within limits, and the associated RPDs were within limits. High recoveries were observed for chromium and nickel in the MSD of LP-1-4.0 (lab # 202462-001); the BS/BSD were within limits. High RPD was observed for chromium, molybdenum, and nickel in the MS/MSD of LP-1-4.0 (lab # 202462-001); the RPD was acceptable in the BS/BSD. No other analytical problems were encountered.

Total Volatile Hydrocarbons			
Lab #:	202462	Location:	Learner
Client:	LFR Levine Fricke	Prep:	EPA 5030B
Project#:	001-09466-01	Analysis:	EPA 8015B
Matrix:	Soil	Diln Fac:	1.000
Units:	mg/Kg	Sampled:	04/07/08
Basis:	as received	Received:	04/07/08

Field ID: LP-1-4.0 Batch#: 137041
 Type: SAMPLE Analyzed: 04/15/08
 Lab ID: 202462-001

Analyte	Result	RL
Gasoline C7-C12	ND	0.96

Surrogate	%REC	Limits
Trifluorotoluene (FID)	110	66-139
Bromofluorobenzene (FID)	108	67-149

Field ID: DCB-P3-4.0 Batch#: 136952
 Type: SAMPLE Analyzed: 04/11/08
 Lab ID: 202462-003

Analyte	Result	RL
Gasoline C7-C12	ND	0.92

Surrogate	%REC	Limits
Trifluorotoluene (FID)	100	66-139
Bromofluorobenzene (FID)	119	67-149

Field ID: DCB-P1-4.0 Batch#: 136952
 Type: SAMPLE Analyzed: 04/10/08
 Lab ID: 202462-005

Analyte	Result	RL
Gasoline C7-C12	ND	1.0

Surrogate	%REC	Limits
Trifluorotoluene (FID)	110	66-139
Bromofluorobenzene (FID)	130	67-149

Field ID: DCB-P2-4.0 Batch#: 136982
 Type: SAMPLE Analyzed: 04/12/08
 Lab ID: 202462-007

Analyte	Result	RL
Gasoline C7-C12	ND	0.95

Surrogate	%REC	Limits
Trifluorotoluene (FID)	96	66-139
Bromofluorobenzene (FID)	100	67-149

*= Value outside of QC limits; see narrative
 Y= Sample exhibits chromatographic pattern which does not resemble standard
 Z= Sample exhibits unknown single peak or peaks
 ND= Not Detected
 RL= Reporting Limit

Total Volatile Hydrocarbons			
Lab #:	202462	Location:	Learner
Client:	LFR Levine Fricke	Prep:	EPA 5030B
Project#:	001-09466-01	Analysis:	EPA 8015B
Matrix:	Soil	Diln Fac:	1.000
Units:	mg/Kg	Sampled:	04/07/08
Basis:	as received	Received:	04/07/08

Field ID: DCB-P4-3.0 Batch#: 136982
 Type: SAMPLE Analyzed: 04/12/08
 Lab ID: 202462-009

Analyte	Result	RL
Gasoline C7-C12	51 Y Z	1.0

Surrogate	%REC	Limits
Trifluorotoluene (FID)	89	66-139
Bromofluorobenzene (FID)	172 *	67-149

Field ID: DCB-P4-8.0 Batch#: 136982
 Type: SAMPLE Analyzed: 04/12/08
 Lab ID: 202462-010

Analyte	Result	RL
Gasoline C7-C12	15 Y Z	0.99

Surrogate	%REC	Limits
Trifluorotoluene (FID)	96	66-139
Bromofluorobenzene (FID)	124	67-149

Field ID: DCB-P5-3.0 Batch#: 136982
 Type: SAMPLE Analyzed: 04/12/08
 Lab ID: 202462-011

Analyte	Result	RL
Gasoline C7-C12	ND	0.97

Surrogate	%REC	Limits
Trifluorotoluene (FID)	88	66-139
Bromofluorobenzene (FID)	92	67-149

Field ID: DCB-P6-4.5 Batch#: 136982
 Type: SAMPLE Analyzed: 04/12/08
 Lab ID: 202462-013

Analyte	Result	RL
Gasoline C7-C12	ND	0.92

Surrogate	%REC	Limits
Trifluorotoluene (FID)	94	66-139
Bromofluorobenzene (FID)	99	67-149

*= Value outside of QC limits; see narrative
 Y= Sample exhibits chromatographic pattern which does not resemble standard
 Z= Sample exhibits unknown single peak or peaks
 ND= Not Detected
 RL= Reporting Limit

Total Volatile Hydrocarbons

Lab #:	202462	Location:	Learner
Client:	LFR Levine Fricke	Prep:	EPA 5030B
Project#:	001-09466-01	Analysis:	EPA 8015B
Matrix:	Soil	Diln Fac:	1.000
Units:	mg/Kg	Sampled:	04/07/08
Basis:	as received	Received:	04/07/08

Type: BLANK Batch#: 136952
Lab ID: QC437007 Analyzed: 04/10/08

Analyte	Result	RL
Gasoline C7-C12	ND	0.20

Surrogate	%REC	Limits
Trifluorotoluene (FID)	117	66-139
Bromofluorobenzene (FID)	134	67-149

Type: BLANK Batch#: 136982
Lab ID: QC437143 Analyzed: 04/11/08

Analyte	Result	RL
Gasoline C7-C12	ND	0.20

Surrogate	%REC	Limits
Trifluorotoluene (FID)	96	66-139
Bromofluorobenzene (FID)	96	67-149

Type: BLANK Batch#: 137041
Lab ID: QC437390 Analyzed: 04/15/08

Analyte	Result	RL
Gasoline C7-C12	ND	1.0

Surrogate	%REC	Limits
Trifluorotoluene (FID)	106	66-139
Bromofluorobenzene (FID)	105	67-149

*= Value outside of QC limits; see narrative
Y= Sample exhibits chromatographic pattern which does not resemble standard
Z= Sample exhibits unknown single peak or peaks
ND= Not Detected
RL= Reporting Limit

Batch QC Report

Total Volatile Hydrocarbons			
Lab #:	202462	Location:	Learner
Client:	LFR Levine Fricke	Prep:	EPA 5030B
Project#:	001-09466-01	Analysis:	EPA 8015B
Type:	LCS	Basis:	as received
Lab ID:	QC437008	Diln Fac:	1.000
Matrix:	Soil	Batch#:	136952
Units:	mg/Kg	Analyzed:	04/10/08

Analyte	Spiked	Result	%REC	Limits
Gasoline C7-C12	15.00	14.00	93	80-120

Surrogate	%REC	Limits
Trifluorotoluene (FID)	145 *	66-139
Bromofluorobenzene (FID)	153 *	67-149

*= Value outside of QC limits; see narrative

Batch QC Report

Total Volatile Hydrocarbons			
Lab #:	202462	Location:	Learner
Client:	LFR Levine Fricke	Prep:	EPA 5030B
Project#:	001-09466-01	Analysis:	EPA 8015B
Field ID:	ZZZZZZZZZZ	Diln Fac:	1.000
MSS Lab ID:	202437-001	Batch#:	136952
Matrix:	Soil	Sampled:	04/04/08
Units:	mg/Kg	Received:	04/04/08
Basis:	as received	Analyzed:	04/11/08

Type: MS Lab ID: QC437009

Analyte	MSS Result	Spiked	Result	%REC	Limits
Gasoline C7-C12	0.1973	9.804	6.766	67	45-120

Surrogate	%REC	Limits
Trifluorotoluene (FID)	112	66-139
Bromofluorobenzene (FID)	131	67-149

Type: MSD Lab ID: QC437010

Analyte	Spiked	Result	%REC	Limits	RPD	Lim
Gasoline C7-C12	10.20	6.577	63	45-120	7	24

Surrogate	%REC	Limits
Trifluorotoluene (FID)	114	66-139
Bromofluorobenzene (FID)	127	67-149

Batch QC Report

Total Volatile Hydrocarbons			
Lab #:	202462	Location:	Learner
Client:	LFR Levine Fricke	Prep:	EPA 5030B
Project#:	001-09466-01	Analysis:	EPA 8015B
Type:	LCS	Basis:	as received
Lab ID:	QC437163	Diln Fac:	1.000
Matrix:	Soil	Batch#:	136982
Units:	mg/Kg	Analyzed:	04/11/08

Analyte	Spiked	Result	%REC	Limits
Gasoline C7-C12	5.000	4.367	87	80-120

Surrogate	%REC	Limits
Trifluorotoluene (FID)	110	66-139
Bromofluorobenzene (FID)	94	67-149

Batch QC Report

Total Volatile Hydrocarbons			
Lab #:	202462	Location:	Learner
Client:	LFR Levine Fricke	Prep:	EPA 5030B
Project#:	001-09466-01	Analysis:	EPA 8015B
Field ID:	ZZZZZZZZZZ	Diln Fac:	5.000
MSS Lab ID:	202285-003	Batch#:	136982
Matrix:	Soil	Sampled:	03/28/08
Units:	mg/Kg	Received:	03/28/08
Basis:	as received	Analyzed:	04/12/08

Type: MS Lab ID: QC437164

Analyte	MSS Result	Spiked	Result	%REC	Limits
Gasoline C7-C12	0.6585	50.00	42.35	83	45-120

Surrogate	%REC	Limits
Trifluorotoluene (FID)	127	66-139
Bromofluorobenzene (FID)	103	67-149

Type: MSD Lab ID: QC437165

Analyte	Spiked	Result	%REC	Limits	RPD	Lim
Gasoline C7-C12	50.00	42.92	85	45-120	1	24

Surrogate	%REC	Limits
Trifluorotoluene (FID)	130	66-139
Bromofluorobenzene (FID)	118	67-149

RPD= Relative Percent Difference

Batch QC Report

Total Volatile Hydrocarbons			
Lab #:	202462	Location:	Learner
Client:	LFR Levine Fricke	Prep:	EPA 5030B
Project#:	001-09466-01	Analysis:	EPA 8015B
Field ID:	ZZZZZZZZZZ	Diln Fac:	5.000
MSS Lab ID:	202285-010	Batch#:	136982
Matrix:	Soil	Sampled:	03/28/08
Units:	mg/Kg	Received:	03/28/08
Basis:	as received	Analyzed:	04/12/08

Type: MS Lab ID: QC437166

Analyte	MSS Result	Spiked	Result	%REC	Limits
Gasoline C7-C12	0.6334	50.00	41.44	82	45-120

Surrogate	%REC	Limits
Trifluorotoluene (FID)	124	66-139
Bromofluorobenzene (FID)	99	67-149

Type: MSD Lab ID: QC437167

Analyte	Spiked	Result	%REC	Limits	RPD	Lim
Gasoline C7-C12	50.00	40.65	80	45-120	2	24

Surrogate	%REC	Limits
Trifluorotoluene (FID)	125	66-139
Bromofluorobenzene (FID)	100	67-149

Batch QC Report

Total Volatile Hydrocarbons			
Lab #:	202462	Location:	Learner
Client:	LFR Levine Fricke	Prep:	EPA 5030B
Project#:	001-09466-01	Analysis:	EPA 8015B
Type:	LCS	Basis:	as received
Lab ID:	QC437391	Diln Fac:	1.000
Matrix:	Soil	Batch#:	137041
Units:	mg/Kg	Analyzed:	04/15/08

Analyte	Spiked	Result	%REC	Limits
Gasoline C7-C12	5.000	5.111	102	80-120

Surrogate	%REC	Limits
Trifluorotoluene (FID)	128	66-139
Bromofluorobenzene (FID)	114	67-149

Batch QC Report

Total Volatile Hydrocarbons			
Lab #:	202462	Location:	Learner
Client:	LFR Levine Fricke	Prep:	EPA 5030B
Project#:	001-09466-01	Analysis:	EPA 8015B
Field ID:	ZZZZZZZZZZ	Diln Fac:	1.000
MSS Lab ID:	202555-003	Batch#:	137041
Matrix:	Soil	Sampled:	04/10/08
Units:	mg/Kg	Received:	04/11/08
Basis:	as received	Analyzed:	04/15/08

Type: MS Lab ID: QC437392

Analyte	MSS Result	Spiked	Result	%REC	Limits
Gasoline C7-C12	0.9549	9.615	7.664	70	45-120

Surrogate	%REC	Limits
Trifluorotoluene (FID)	132	66-139
Bromofluorobenzene (FID)	115	67-149

Type: MSD Lab ID: QC437393

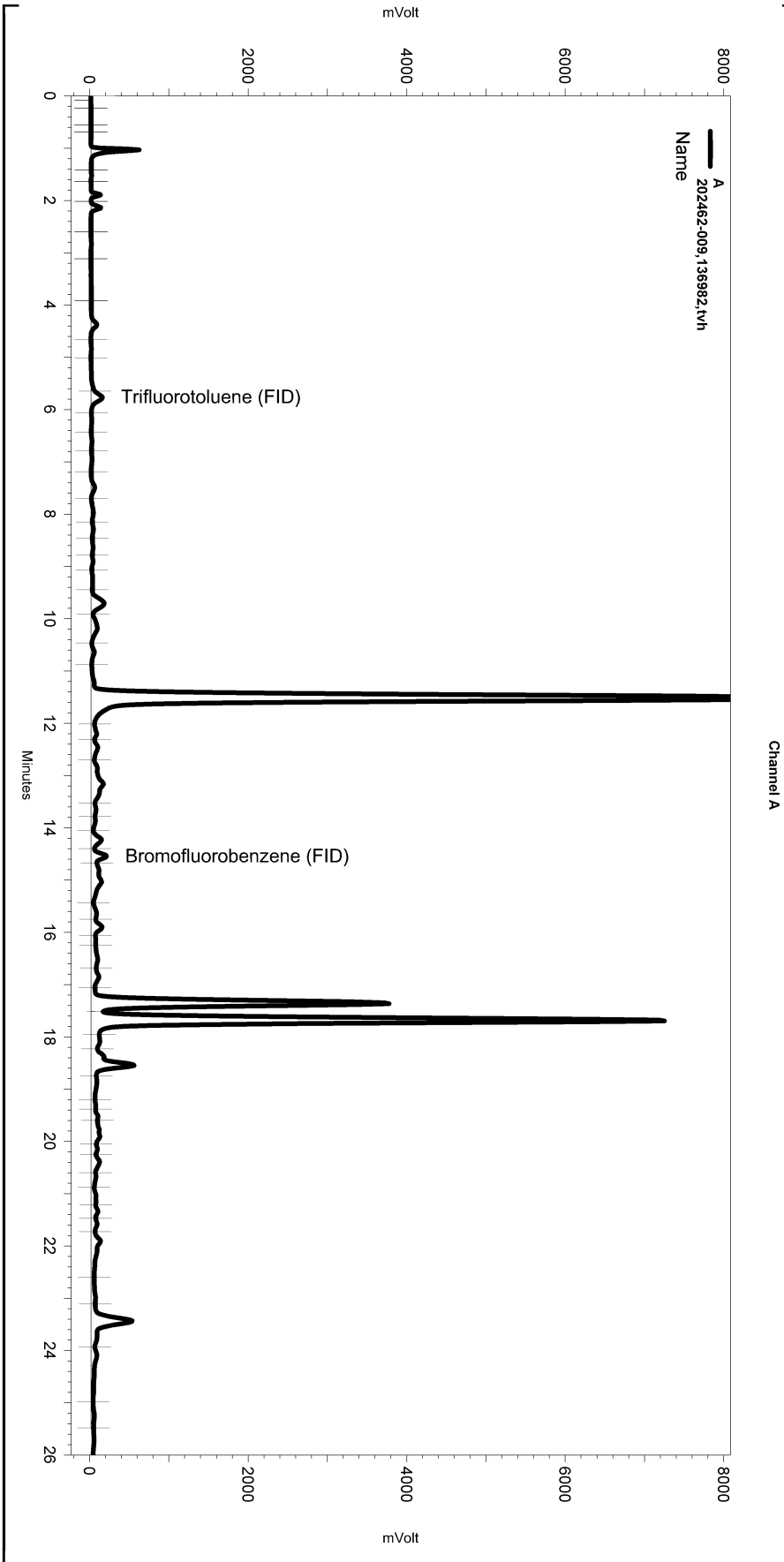
Analyte	Spiked	Result	%REC	Limits	RPD	Lim
Gasoline C7-C12	9.434	7.028	64	45-120	7	24

Surrogate	%REC	Limits
Trifluorotoluene (FID)	123	66-139
Bromofluorobenzene (FID)	111	67-149

RPD= Relative Percent Difference

Sequence File: \\Lims\gdrive\ezchrom\Projects\GC04\Sequence\102.seq
 Sample Name: 202462-009,136982,tvh
 Data File: \\Lims\gdrive\ezchrom\Projects\GC04\Data\102_034
 Instrument: GC04 (Offline) Vial: N/A Operator: Tvh 2. Analyst (lims2k3\tvh2)
 Method Name: \\Lims\gdrive\ezchrom\Projects\GC04\Method\tvhbtxe055.met

Software Version 3.1.7
 Run Date: 4/12/2008 9:20:45 AM
 Analysis Date: 4/12/2008 3:33:04 PM
 Sample Amount: 0.96 Multiplier: 0.96
 Vial & pH or Core ID: a



---< General Method Parameters >---

No items selected for this section

---< A >---

No items selected for this section

Integration Events

Enabled	Event Type	Start (Minutes)	Stop (Minutes)	Value
Yes	Width	0	0	0.2
Yes	Threshold	0	0	50

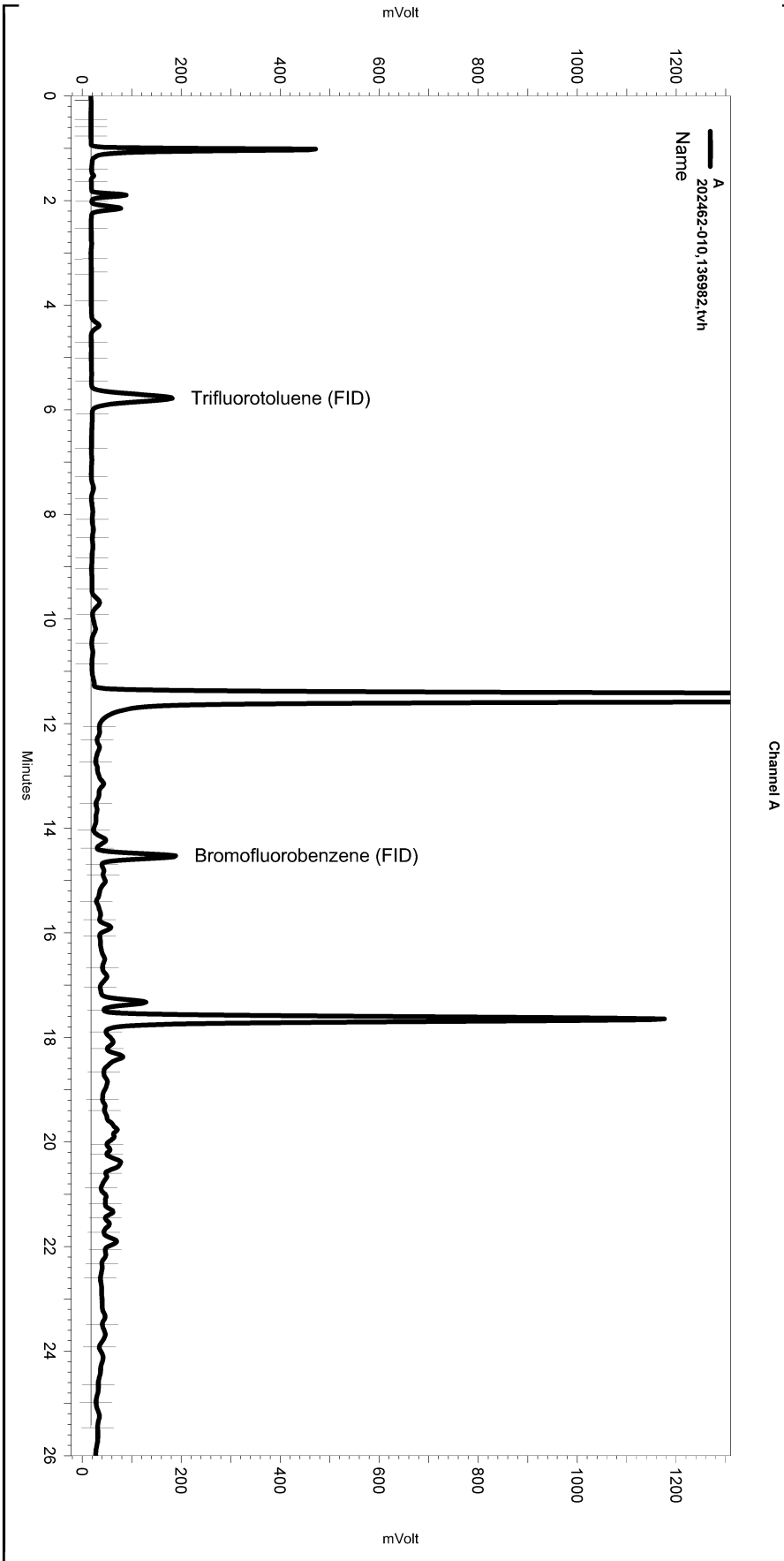
Manual Integration Fixes

Data File: \\Lims\gdrive\ezchrom\Projects\GC04\Data\102_034

Enabled	Event Type	Start (Minutes)	Stop (Minutes)	Value
Yes	Lowest Point Horizontal Baseli	0.64	25.743	0
Yes	Split Peak	5.648	0	0

Sequence File: \\Lims\gdrive\ezchrom\Projects\GC04\Sequence\102.seq
 Sample Name: 202462-010,136982,tvh
 Data File: \\Lims\gdrive\ezchrom\Projects\GC04\Data\102_035
 Instrument: GC04 (Offline) Vial: N/A Operator: Tvh 2. Analyst (lims2k3\tvh2)
 Method Name: \\Lims\gdrive\ezchrom\Projects\GC04\Method\tvhbtxe055.met

Software Version 3.1.7
 Run Date: 4/12/2008 9:58:20 AM
 Analysis Date: 4/12/2008 3:33:41 PM
 Sample Amount: 1.01 Multiplier: 1.01
 Vial & pH or Core ID: a



---< General Method Parameters >---

No items selected for this section

---< A >---

No items selected for this section

Integration Events

Enabled	Event Type	Start (Minutes)	Stop (Minutes)	Value
Yes	Width	0	0	0.2
Yes	Threshold	0	0	50

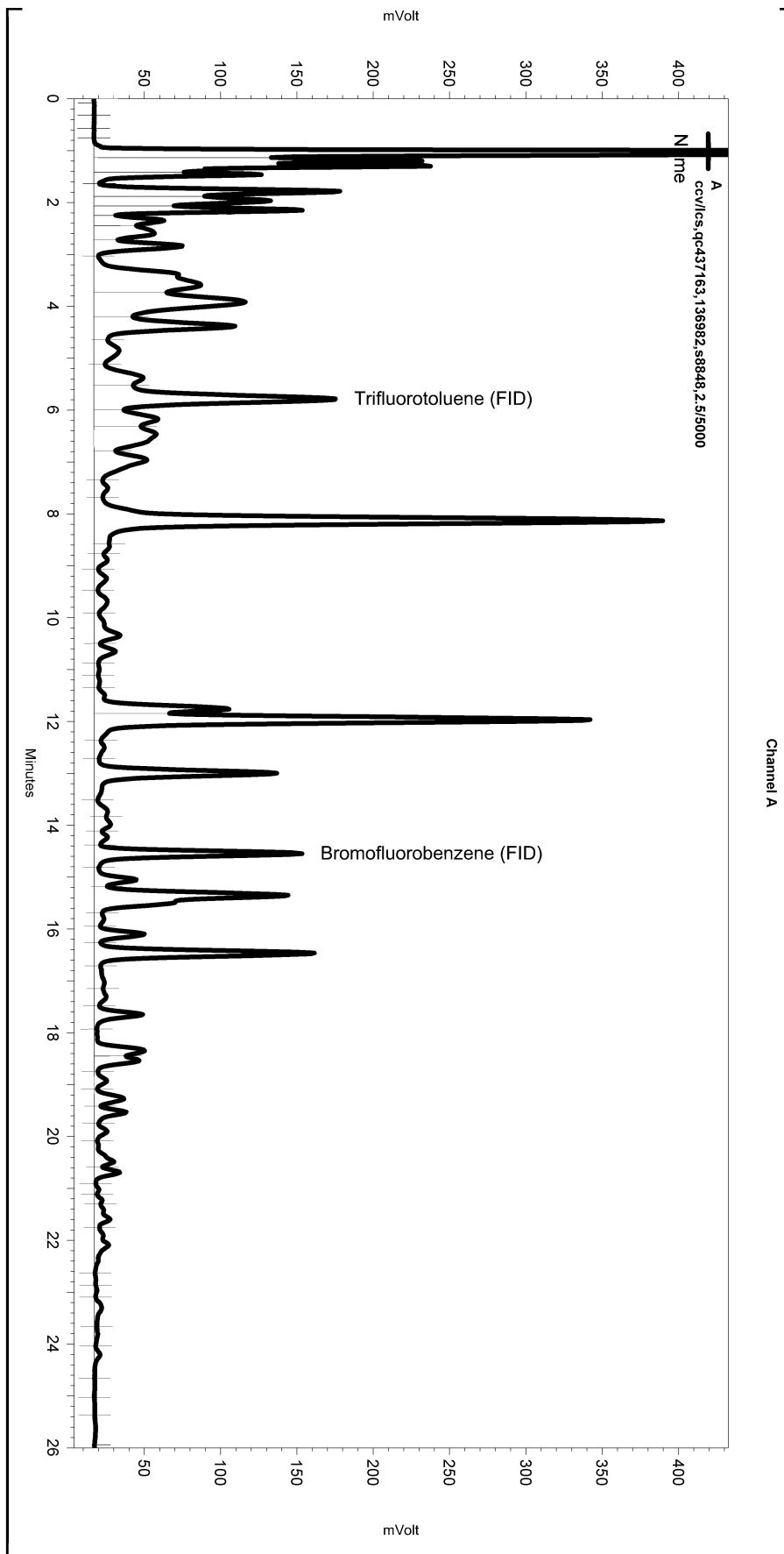
Manual Integration Fixes

Data File: \\Lims\gdrive\ezchrom\Projects\GC04\Data\102_035

Enabled	Event Type	Start (Minutes)	Stop (Minutes)	Value
Yes	Lowest Point Horizontal Baseli	0.421	25.579	0

Sequence File: \\Lims\gdrive\ezchrom\Projects\GC04\Sequence\102.seq
 Sample Name: ccv/lcs,qc437163,136982,s8848,2.5/5000
 Data File: \\Lims\gdrive\ezchrom\Projects\GC04\Data\102_002
 Instrument: GC04 (Offline) Vial: N/A Operator: Tvh 2. Analyst (lims2k3\tvh2)
 Method Name: \\Lims\gdrive\ezchrom\Projects\GC04\Method\lvhbtxe055.met

Software Version 3.1.7
 Run Date: 4/11/2008 10:55:00 AM
 Analysis Date: 4/12/2008 7:43:03 AM
 Sample Amount: 1 Multiplier: 1
 Vial & pH or Core ID: {Data Description}



 ---< General Method Parameters >-----

No items selected for this section

 ---< A >-----

No items selected for this section

Integration Events

Enabled	Event Type	Start (Minutes)	Stop (Minutes)	Value
Yes	Width	0	0	0.2
Yes	Threshold	0	0	50

Manual Integration Fixes

Data File: \\Lims\gdrive\ezchrom\Projects\GC04\Data\102_002

Enabled	Event Type	Start (Minutes)	Stop (Minutes)	Value
None				

Total Extractable Hydrocarbons			
Lab #:	202462	Location:	Learner
Client:	LFR Levine Fricke	Prep:	SHAKER TABLE
Project#:	001-09466-01	Analysis:	EPA 8015B
Matrix:	Soil	Sampled:	04/07/08
Units:	mg/Kg	Received:	04/07/08
Basis:	as received	Prepared:	04/09/08
Batch#:	136880		

Field ID: LP-1-4.0 Diln Fac: 10.00
 Type: SAMPLE Analyzed: 04/17/08
 Lab ID: 202462-001 Cleanup Method: EPA 3630C

Analyte	Result	RL
Diesel C10-C24	210 Y	10
Motor Oil C24-C36	650	50

Surrogate	%REC	Limits
Hexacosane	DO	48-128

Field ID: DCB-P3-4.0 Diln Fac: 5.000
 Type: SAMPLE Analyzed: 04/17/08
 Lab ID: 202462-003 Cleanup Method: EPA 3630C

Analyte	Result	RL
Diesel C10-C24	110 Y	5.0
Motor Oil C24-C36	360	25

Surrogate	%REC	Limits
Hexacosane	66	48-128

Field ID: DCB-P1-4.0 Diln Fac: 10.00
 Type: SAMPLE Analyzed: 04/17/08
 Lab ID: 202462-005 Cleanup Method: EPA 3630C

Analyte	Result	RL
Diesel C10-C24	170 Y	10
Motor Oil C24-C36	670	50

Surrogate	%REC	Limits
Hexacosane	DO	48-128

Field ID: DCB-P2-4.0 Diln Fac: 10.00
 Type: SAMPLE Analyzed: 04/17/08
 Lab ID: 202462-007 Cleanup Method: EPA 3630C

Analyte	Result	RL
Diesel C10-C24	290 Y	9.9
Motor Oil C24-C36	890	50

Surrogate	%REC	Limits
Hexacosane	DO	48-128

Y= Sample exhibits chromatographic pattern which does not resemble standard
 DO= Diluted Out
 ND= Not Detected
 RL= Reporting Limit

Total Extractable Hydrocarbons

Lab #:	202462	Location:	Learner
Client:	LFR Levine Fricke	Prep:	SHAKER TABLE
Project#:	001-09466-01	Analysis:	EPA 8015B
Matrix:	Soil	Sampled:	04/07/08
Units:	mg/Kg	Received:	04/07/08
Basis:	as received	Prepared:	04/09/08
Batch#:	136880		

Field ID:	DCB-P4-3.0	Diln Fac:	50.00
Type:	SAMPLE	Analyzed:	04/16/08
Lab ID:	202462-009	Cleanup Method:	EPA 3630C

Analyte	Result	RL
Diesel C10-C24	5,000	50
Motor Oil C24-C36	4,600	250

Surrogate	%REC	Limits
Hexacosane	DO	48-128

Field ID:	DCB-P4-8.0	Diln Fac:	50.00
Type:	SAMPLE	Analyzed:	04/17/08
Lab ID:	202462-010	Cleanup Method:	EPA 3630C

Analyte	Result	RL
Diesel C10-C24	4,800	50
Motor Oil C24-C36	4,300	250

Surrogate	%REC	Limits
Hexacosane	DO	48-128

Field ID:	DCB-P5-3.0	Diln Fac:	10.00
Type:	SAMPLE	Analyzed:	04/14/08
Lab ID:	202462-011	Cleanup Method:	EPA 3630C

Analyte	Result	RL
Diesel C10-C24	190 Y	9.9
Motor Oil C24-C36	930	50

Surrogate	%REC	Limits
Hexacosane	DO	48-128

Field ID:	DCB-P6-4.5	Diln Fac:	25.00
Type:	SAMPLE	Analyzed:	04/16/08
Lab ID:	202462-013	Cleanup Method:	EPA 3630C

Analyte	Result	RL
Diesel C10-C24	350 Y	25
Motor Oil C24-C36	1,100	120

Surrogate	%REC	Limits
Hexacosane	DO	48-128

Y= Sample exhibits chromatographic pattern which does not resemble standard
 DO= Diluted Out
 ND= Not Detected
 RL= Reporting Limit

Total Extractable Hydrocarbons			
Lab #:	202462	Location:	Learner
Client:	LFR Levine Fricke	Prep:	SHAKER TABLE
Project#:	001-09466-01	Analysis:	EPA 8015B
Matrix:	Soil	Sampled:	04/07/08
Units:	mg/Kg	Received:	04/07/08
Basis:	as received	Prepared:	04/09/08
Batch#:	136880		

Type: BLANK Analyzed: 04/13/08
 Lab ID: QC436695 Cleanup Method: EPA 3630C
 Diln Fac: 1.000

Analyte	Result	RL
Diesel C10-C24	ND	1.0
Motor Oil C24-C36	ND	5.0

Surrogate	%REC	Limits
Hexacosane	93	48-128

Y= Sample exhibits chromatographic pattern which does not resemble standard
 DO= Diluted Out
 ND= Not Detected
 RL= Reporting Limit

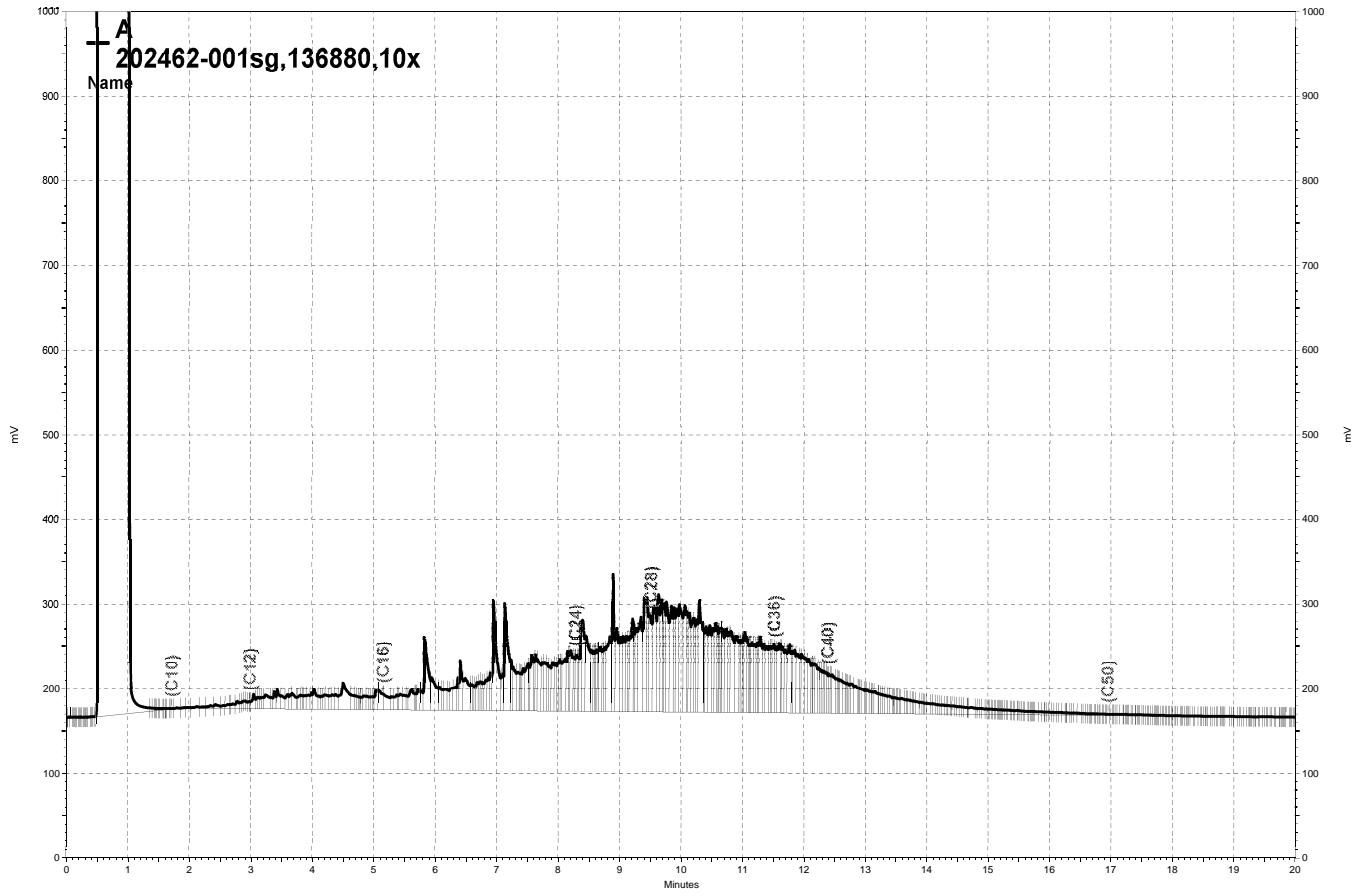
Batch QC Report

Total Extractable Hydrocarbons			
Lab #:	202462	Location:	Learner
Client:	LFR Levine Fricke	Prep:	SHAKER TABLE
Project#:	001-09466-01	Analysis:	EPA 8015B
Type:	LCS	Diln Fac:	1.000
Lab ID:	QC436696	Batch#:	136880
Matrix:	Soil	Prepared:	04/09/08
Units:	mg/Kg	Analyzed:	04/13/08
Basis:	as received		

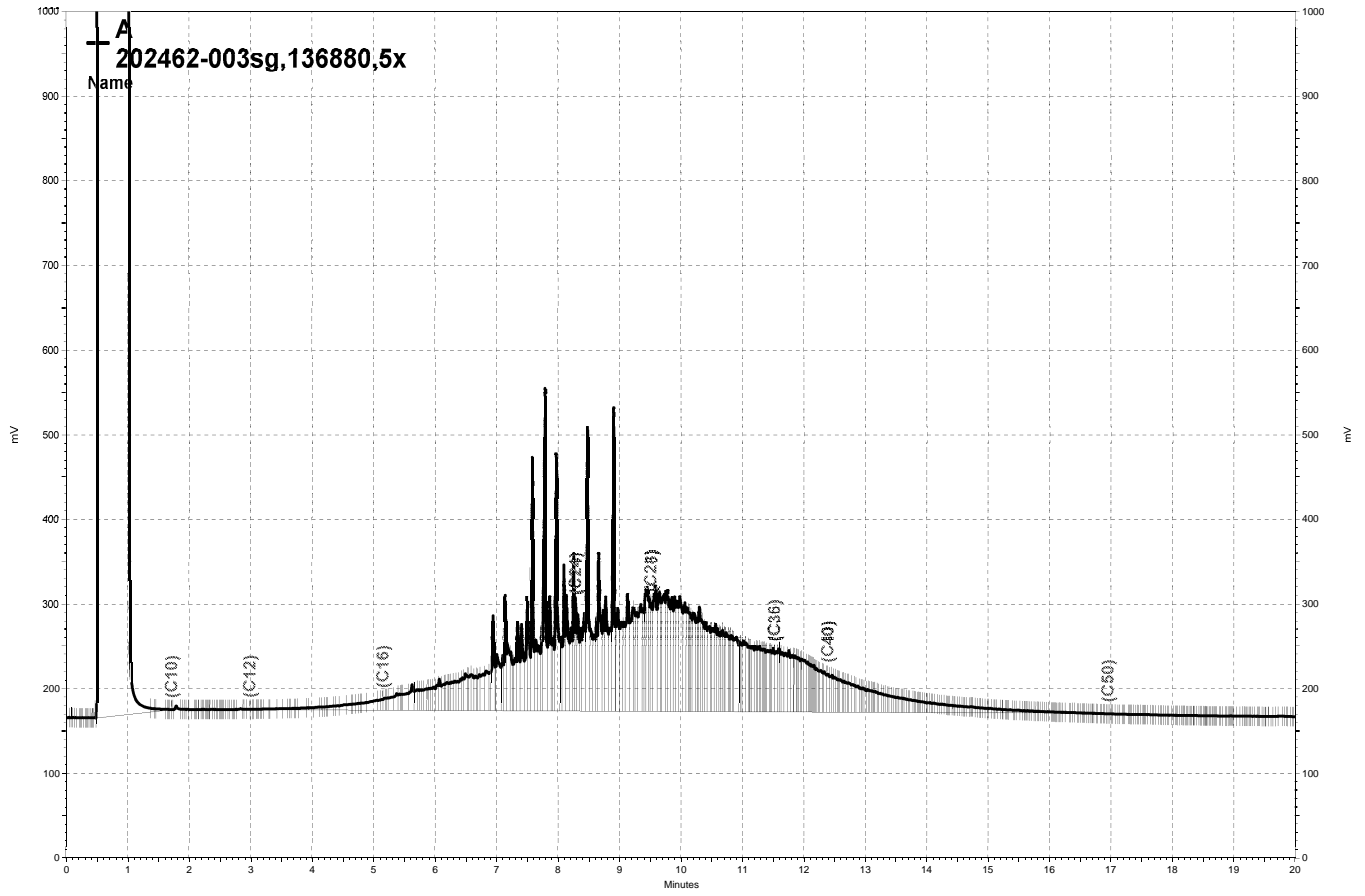
Cleanup Method: EPA 3630C

Analyte	Spiked	Result	%REC	Limits
Diesel C10-C24	49.77	46.00	92	54-126

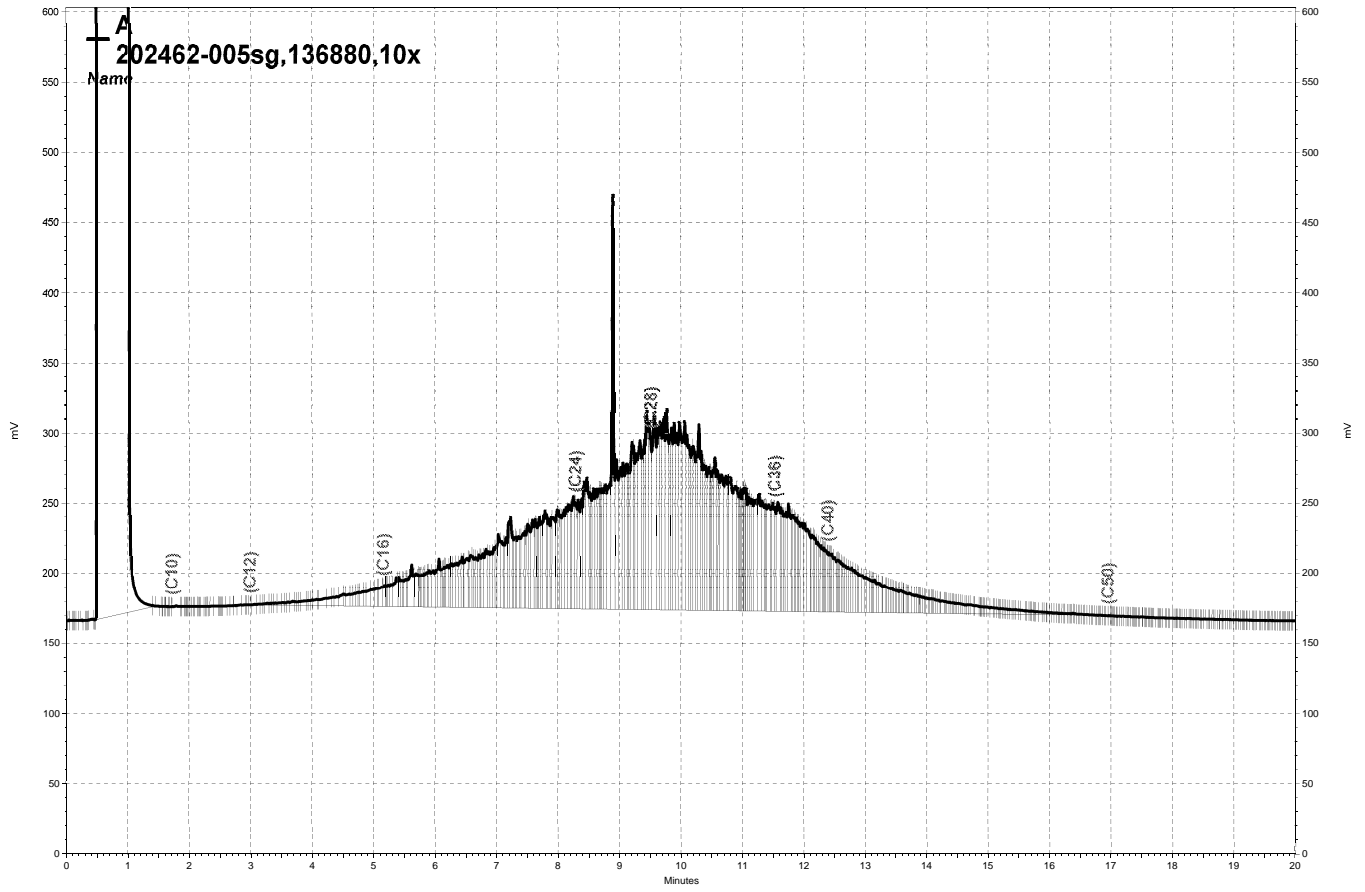
Surrogate	%REC	Limits
Hexacosane	88	48-128



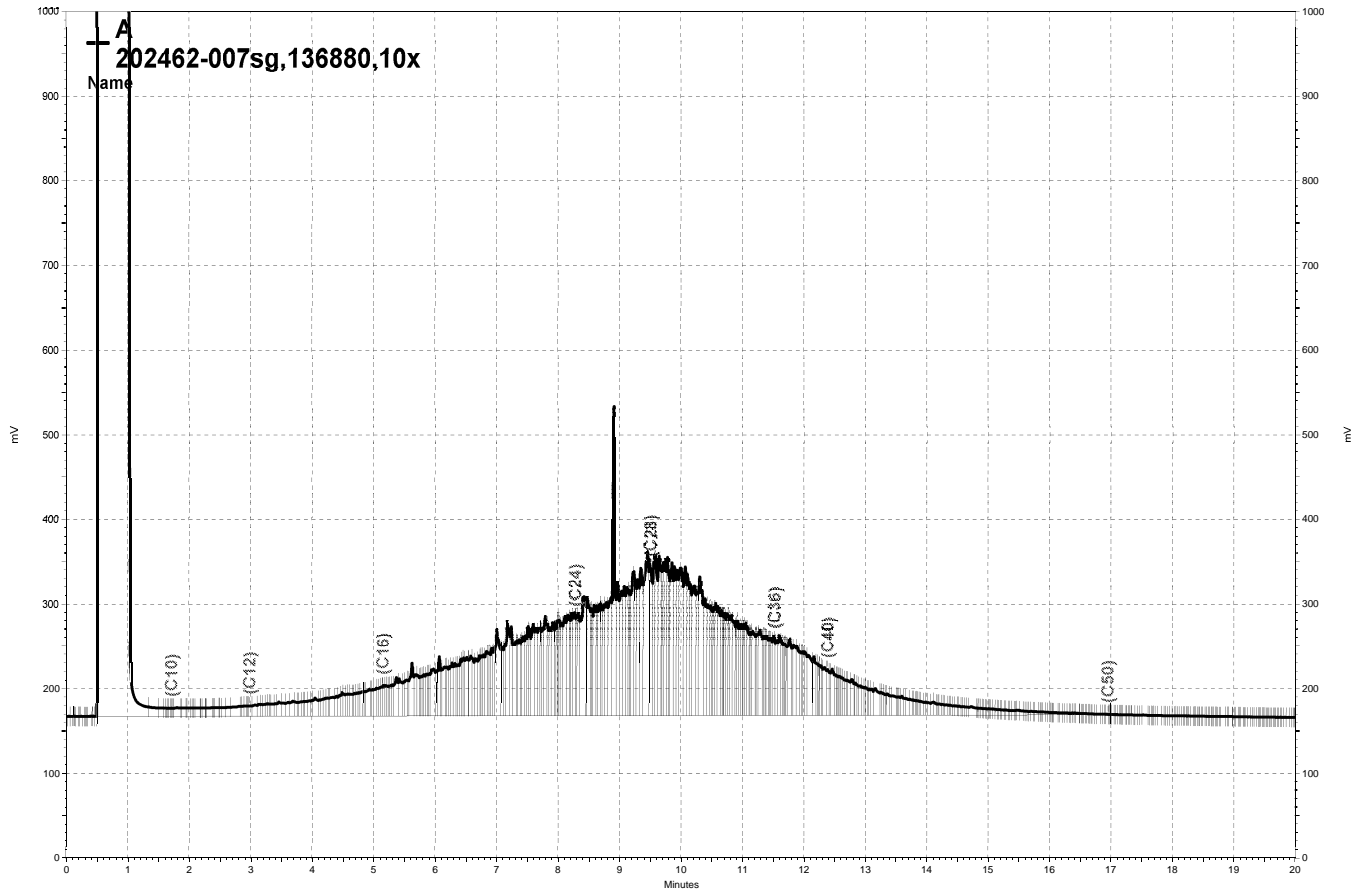
— \\Lims\gdrive\ezchrom\Projects\GC11A\Data\106a057, A



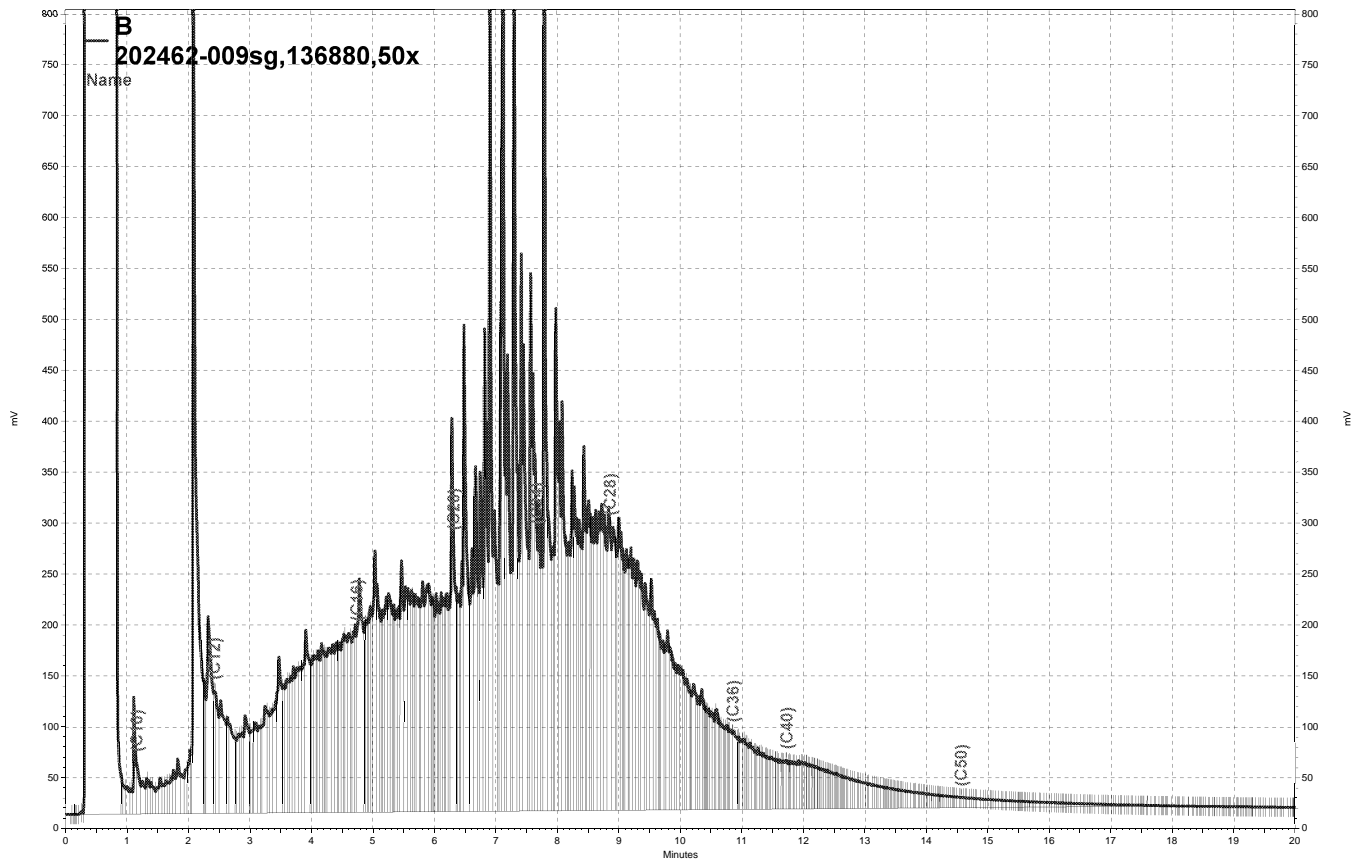
\\Lims\gdrive\ezchrom\Projects\GC11A\Data\106a058, A



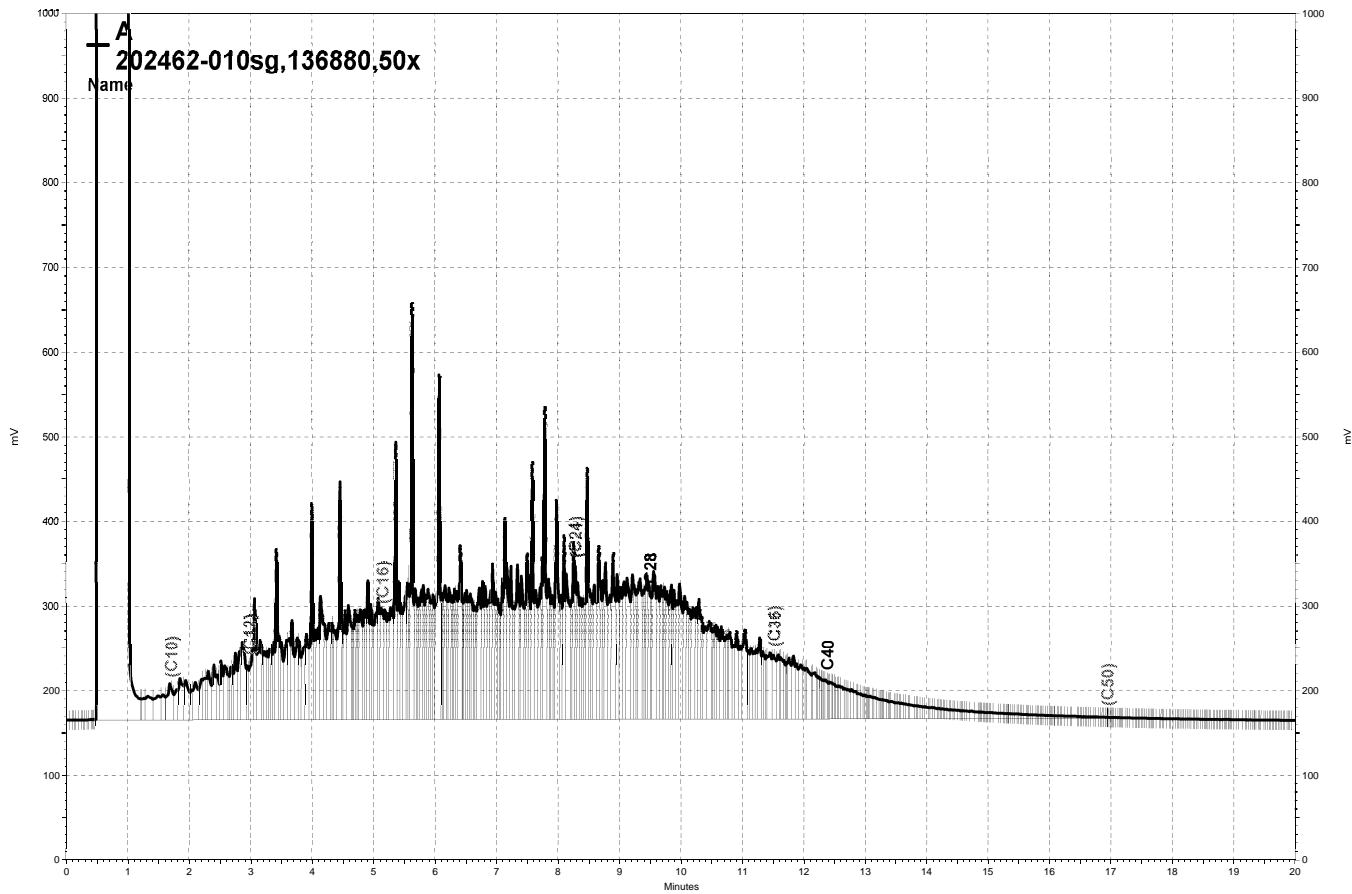
— \\Lims\gdrive\ezchrom\Projects\GC11A\Data\106a056, A



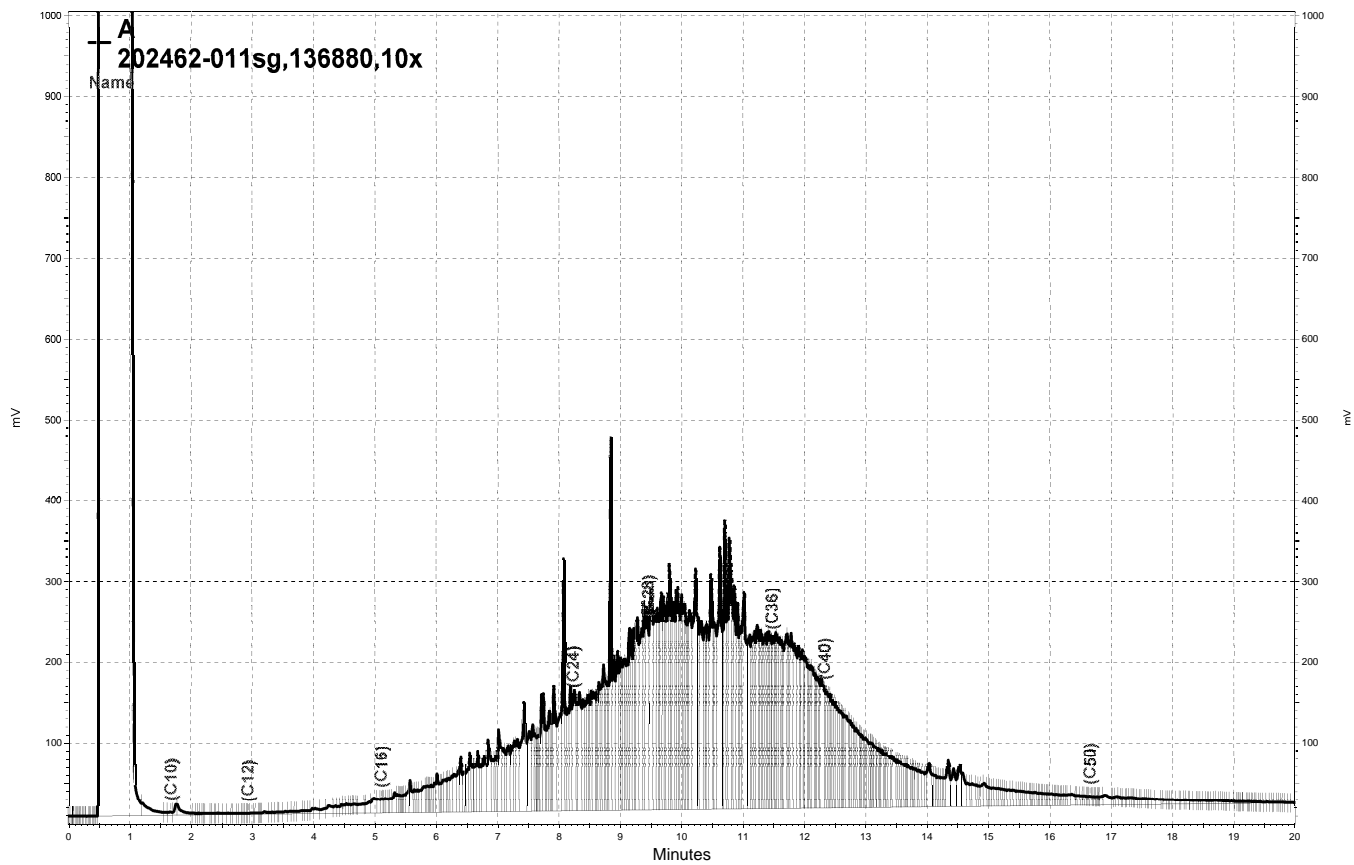
\\Lims\gdrive\ezchrom\Projects\GC11A\Data\106a055, A



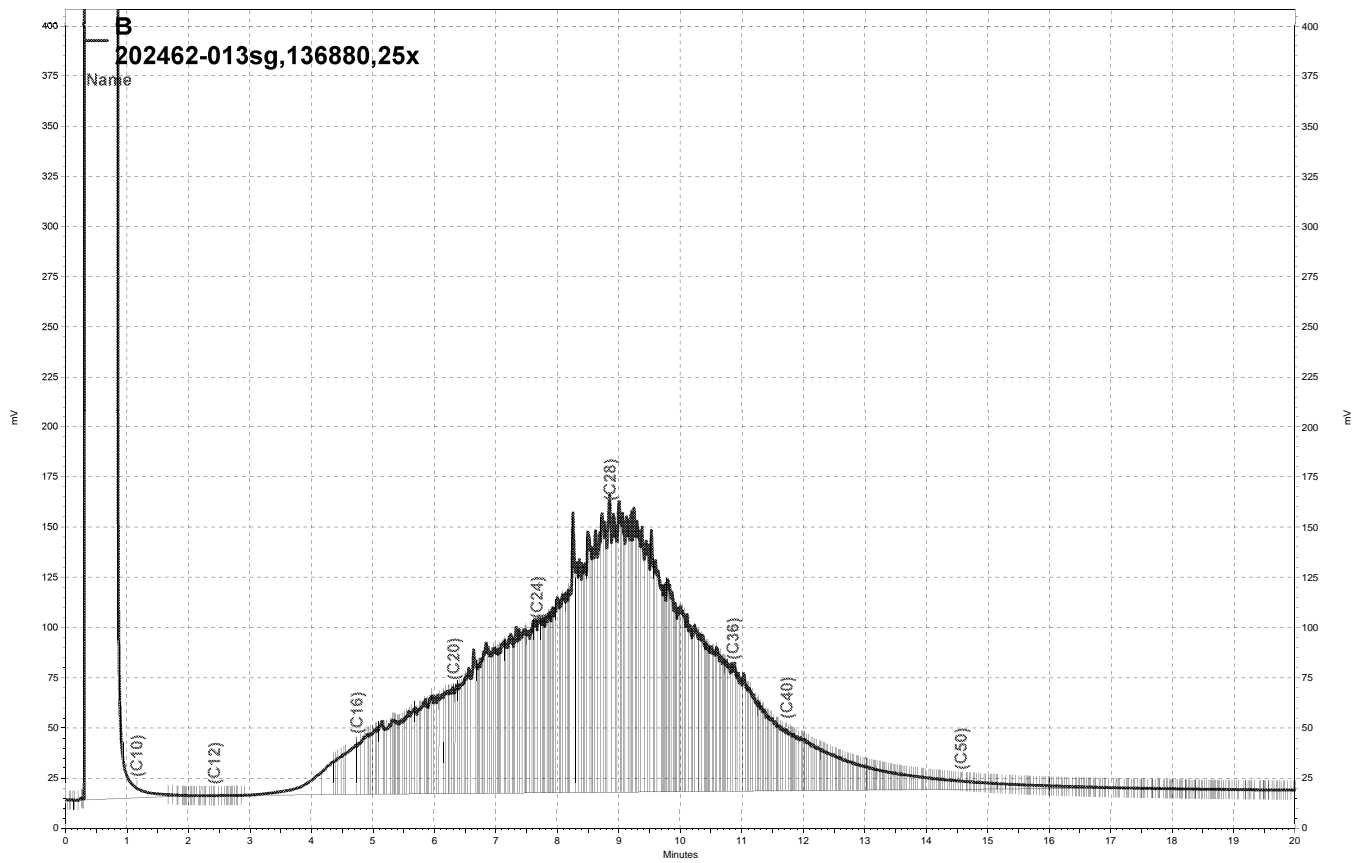
\\Lims\gdrive\ezchrom\Projects\GC14B\Data\106b030, B



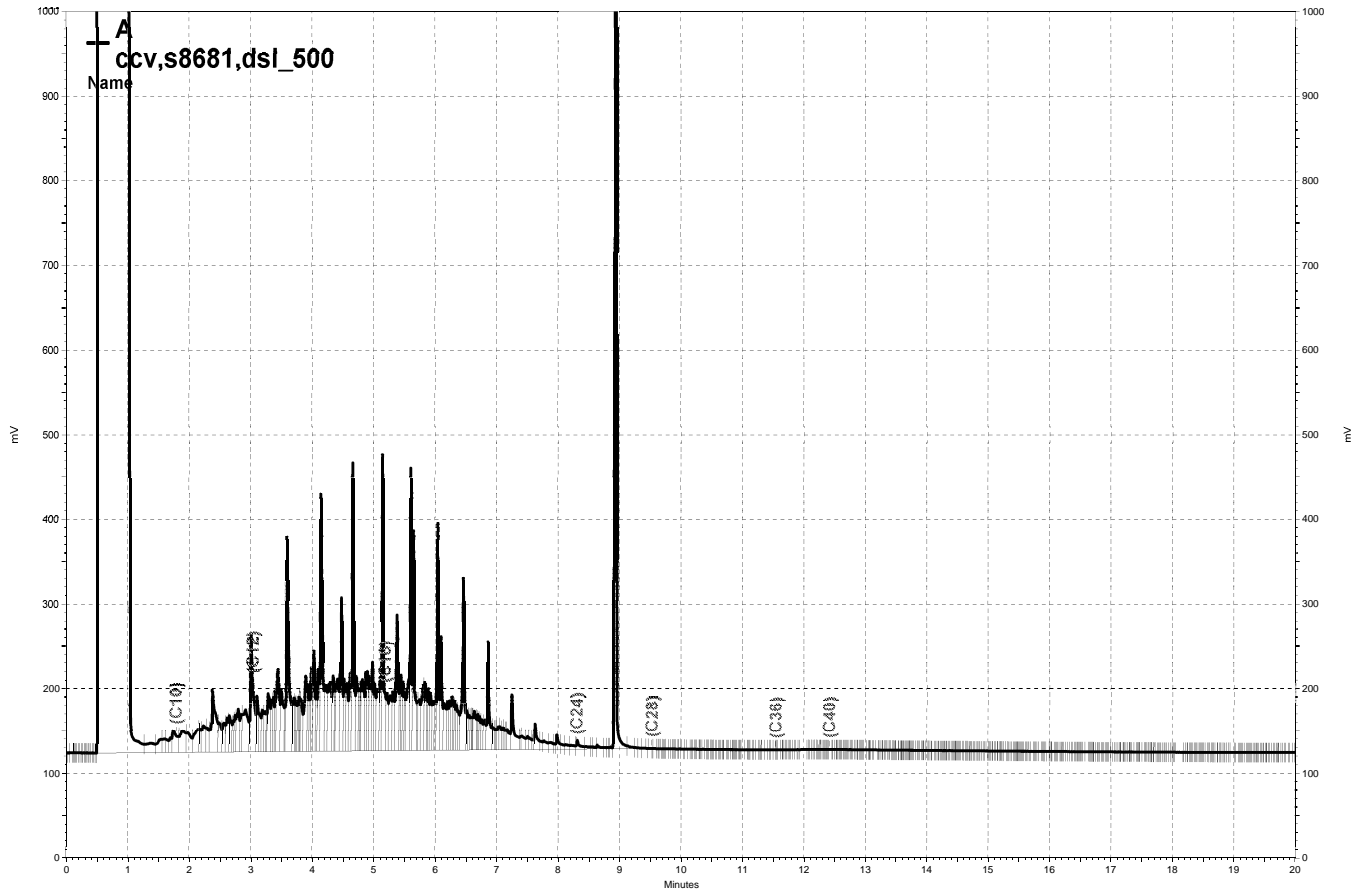
\\Lims\gdrive\ezchrom\Projects\GC11A\Data\106a054, A



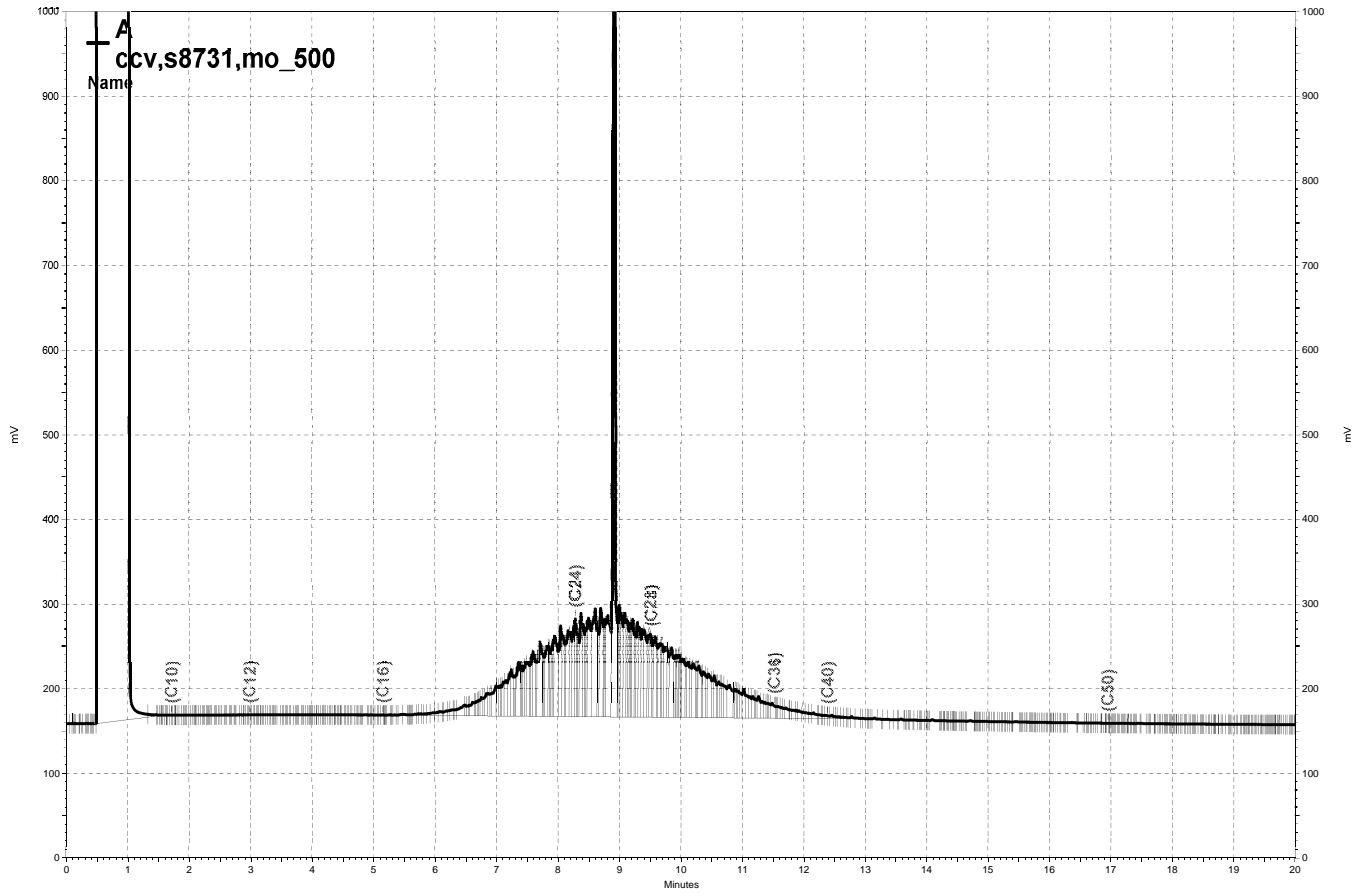
— \\Lims\gdrive\ezchrom\Projects\GC17A\Data\102a077, A



\\Lims\gdrive\ezchrom\Projects\GC14B\Data\106b029, B



\\Lims\gdrive\ezchrom\Projects\GC11A\Data\105a004, A



— \\Lims\gdrive\ezchrom\Projects\GC11A\Data\106a048, A

Polynuclear Aromatics by GC/MS

Lab #:	202462	Location:	Learner
Client:	LFR Levine Fricke	Prep:	EPA 3550B
Project#:	001-09466-01	Analysis:	EPA 8270C
Field ID:	LP-1-4.0	Batch#:	136844
Lab ID:	202462-001	Sampled:	04/07/08
Matrix:	Soil	Received:	04/07/08
Units:	ug/Kg	Prepared:	04/08/08
Basis:	as received	Analyzed:	04/08/08
Diln Fac:	10.00		

Analyte	Result	RL
Naphthalene	ND	3,300
Acenaphthylene	ND	3,300
Acenaphthene	ND	3,300
Fluorene	ND	3,300
Phenanthrene	ND	3,300
Anthracene	ND	3,300
Fluoranthene	ND	3,300
Pyrene	ND	3,300
Benzo(a)anthracene	ND	3,300
Chrysene	ND	3,300
Benzo(b)fluoranthene	ND	3,300
Benzo(k)fluoranthene	ND	3,300
Benzo(a)pyrene	ND	3,300
Indeno(1,2,3-cd)pyrene	ND	3,300
Dibenz(a,h)anthracene	ND	3,300
Benzo(g,h,i)perylene	ND	3,300

Surrogate	%REC	Limits
Nitrobenzene-d5	DO	41-120
2-Fluorobiphenyl	DO	46-120
Terphenyl-d14	DO	44-120

DO= Diluted Out
 ND= Not Detected
 RL= Reporting Limit

Polynuclear Aromatics by GC/MS

Lab #:	202462	Location:	Learner
Client:	LFR Levine Fricke	Prep:	EPA 3550B
Project#:	001-09466-01	Analysis:	EPA 8270C
Field ID:	DCB-P3-4.0	Batch#:	136844
Lab ID:	202462-003	Sampled:	04/07/08
Matrix:	Soil	Received:	04/07/08
Units:	ug/Kg	Prepared:	04/08/08
Basis:	as received	Analyzed:	04/08/08
Diln Fac:	50.00		

Analyte	Result	RL
Naphthalene	ND	17,000
Acenaphthylene	ND	17,000
Acenaphthene	ND	17,000
Fluorene	ND	17,000
Phenanthrene	ND	17,000
Anthracene	ND	17,000
Fluoranthene	ND	17,000
Pyrene	ND	17,000
Benzo(a)anthracene	ND	17,000
Chrysene	ND	17,000
Benzo(b)fluoranthene	ND	17,000
Benzo(k)fluoranthene	ND	17,000
Benzo(a)pyrene	ND	17,000
Indeno(1,2,3-cd)pyrene	ND	17,000
Dibenz(a,h)anthracene	ND	17,000
Benzo(g,h,i)perylene	ND	17,000

Surrogate	%REC	Limits
Nitrobenzene-d5	DO	41-120
2-Fluorobiphenyl	DO	46-120
Terphenyl-d14	DO	44-120

DO= Diluted Out
 ND= Not Detected
 RL= Reporting Limit

Polynuclear Aromatics by GC/MS

Lab #:	202462	Location:	Learner
Client:	LFR Levine Fricke	Prep:	EPA 3550B
Project#:	001-09466-01	Analysis:	EPA 8270C
Field ID:	DCB-P1-4.0	Batch#:	136844
Lab ID:	202462-005	Sampled:	04/07/08
Matrix:	Soil	Received:	04/07/08
Units:	ug/Kg	Prepared:	04/08/08
Basis:	as received	Analyzed:	04/08/08
Diln Fac:	20.00		

Analyte	Result	RL
Naphthalene	ND	6,600
Acenaphthylene	ND	6,600
Acenaphthene	ND	6,600
Fluorene	ND	6,600
Phenanthrene	ND	6,600
Anthracene	ND	6,600
Fluoranthene	ND	6,600
Pyrene	ND	6,600
Benzo(a)anthracene	ND	6,600
Chrysene	ND	6,600
Benzo(b)fluoranthene	ND	6,600
Benzo(k)fluoranthene	ND	6,600
Benzo(a)pyrene	ND	6,600
Indeno(1,2,3-cd)pyrene	ND	6,600
Dibenz(a,h)anthracene	ND	6,600
Benzo(g,h,i)perylene	ND	6,600

Surrogate	%REC	Limits
Nitrobenzene-d5	DO	41-120
2-Fluorobiphenyl	DO	46-120
Terphenyl-d14	DO	44-120

DO= Diluted Out
 ND= Not Detected
 RL= Reporting Limit

Polynuclear Aromatics by GC/MS

Lab #:	202462	Location:	Learner
Client:	LFR Levine Fricke	Prep:	EPA 3550B
Project#:	001-09466-01	Analysis:	EPA 8270C
Field ID:	DCB-P2-4.0	Batch#:	136844
Lab ID:	202462-007	Sampled:	04/07/08
Matrix:	Soil	Received:	04/07/08
Units:	ug/Kg	Prepared:	04/08/08
Basis:	as received	Analyzed:	04/08/08
Diln Fac:	20.00		

Analyte	Result	RL
Naphthalene	ND	3,300
Acenaphthylene	ND	3,300
Acenaphthene	ND	3,300
Fluorene	ND	3,300
Phenanthrene	ND	3,300
Anthracene	ND	3,300
Fluoranthene	ND	3,300
Pyrene	ND	3,300
Benzo(a)anthracene	ND	3,300
Chrysene	ND	3,300
Benzo(b)fluoranthene	ND	3,300
Benzo(k)fluoranthene	ND	3,300
Benzo(a)pyrene	ND	3,300
Indeno(1,2,3-cd)pyrene	ND	3,300
Dibenz(a,h)anthracene	ND	3,300
Benzo(g,h,i)perylene	ND	3,300

Surrogate	%REC	Limits
Nitrobenzene-d5	DO	41-120
2-Fluorobiphenyl	DO	46-120
Terphenyl-d14	DO	44-120

DO= Diluted Out
 ND= Not Detected
 RL= Reporting Limit

Polynuclear Aromatics by GC/MS

Lab #:	202462	Location:	Learner
Client:	LFR Levine Fricke	Prep:	EPA 3550B
Project#:	001-09466-01	Analysis:	EPA 8270C
Field ID:	DCB-P4-3.0	Batch#:	136844
Lab ID:	202462-009	Sampled:	04/07/08
Matrix:	Soil	Received:	04/07/08
Units:	ug/Kg	Prepared:	04/08/08
Basis:	as received	Analyzed:	04/08/08
Diln Fac:	100.0		

Analyte	Result	RL
Naphthalene	ND	33,000
Acenaphthylene	ND	33,000
Acenaphthene	ND	33,000
Fluorene	ND	33,000
Phenanthrene	ND	33,000
Anthracene	ND	33,000
Fluoranthene	ND	33,000
Pyrene	ND	33,000
Benzo(a)anthracene	ND	33,000
Chrysene	ND	33,000
Benzo(b)fluoranthene	ND	33,000
Benzo(k)fluoranthene	ND	33,000
Benzo(a)pyrene	ND	33,000
Indeno(1,2,3-cd)pyrene	ND	33,000
Dibenz(a,h)anthracene	ND	33,000
Benzo(g,h,i)perylene	ND	33,000

Surrogate	%REC	Limits
Nitrobenzene-d5	DO	41-120
2-Fluorobiphenyl	DO	46-120
Terphenyl-d14	DO	44-120

DO= Diluted Out
 ND= Not Detected
 RL= Reporting Limit

Polynuclear Aromatics by GC/MS

Lab #:	202462	Location:	Learner
Client:	LFR Levine Fricke	Prep:	EPA 3550B
Project#:	001-09466-01	Analysis:	EPA 8270C
Field ID:	DCB-P4-8.0	Batch#:	136844
Lab ID:	202462-010	Sampled:	04/07/08
Matrix:	Soil	Received:	04/07/08
Units:	ug/Kg	Prepared:	04/08/08
Basis:	as received	Analyzed:	04/08/08
Diln Fac:	25.00		

Analyte	Result	RL
Naphthalene	ND	3,300
Acenaphthylene	ND	3,300
Acenaphthene	ND	3,300
Fluorene	ND	3,300
Phenanthrene	ND	3,300
Anthracene	ND	3,300
Fluoranthene	ND	3,300
Pyrene	ND	3,300
Benzo(a)anthracene	ND	3,300
Chrysene	ND	3,300
Benzo(b)fluoranthene	ND	3,300
Benzo(k)fluoranthene	ND	3,300
Benzo(a)pyrene	ND	3,300
Indeno(1,2,3-cd)pyrene	ND	3,300
Dibenz(a,h)anthracene	ND	3,300
Benzo(g,h,i)perylene	ND	3,300

Surrogate	%REC	Limits
Nitrobenzene-d5	DO	41-120
2-Fluorobiphenyl	DO	46-120
Terphenyl-d14	DO	44-120

DO= Diluted Out
 ND= Not Detected
 RL= Reporting Limit

Polynuclear Aromatics by GC/MS

Lab #:	202462	Location:	Learner
Client:	LFR Levine Fricke	Prep:	EPA 3550B
Project#:	001-09466-01	Analysis:	EPA 8270C
Field ID:	DCB-P5-3.0	Batch#:	136844
Lab ID:	202462-011	Sampled:	04/07/08
Matrix:	Soil	Received:	04/07/08
Units:	ug/Kg	Prepared:	04/08/08
Basis:	as received	Analyzed:	04/08/08
Diln Fac:	25.00		

Analyte	Result	RL
Naphthalene	ND	3,300
Acenaphthylene	ND	3,300
Acenaphthene	ND	3,300
Fluorene	ND	3,300
Phenanthrene	ND	3,300
Anthracene	ND	3,300
Fluoranthene	ND	3,300
Pyrene	ND	3,300
Benzo(a)anthracene	ND	3,300
Chrysene	ND	3,300
Benzo(b)fluoranthene	ND	3,300
Benzo(k)fluoranthene	ND	3,300
Benzo(a)pyrene	ND	3,300
Indeno(1,2,3-cd)pyrene	ND	3,300
Dibenz(a,h)anthracene	ND	3,300
Benzo(g,h,i)perylene	ND	3,300

Surrogate	%REC	Limits
Nitrobenzene-d5	DO	41-120
2-Fluorobiphenyl	DO	46-120
Terphenyl-d14	DO	44-120

DO= Diluted Out
 ND= Not Detected
 RL= Reporting Limit

Polynuclear Aromatics by GC/MS

Lab #:	202462	Location:	Learner
Client:	LFR Levine Fricke	Prep:	EPA 3550B
Project#:	001-09466-01	Analysis:	EPA 8270C
Field ID:	DCB-P6-4.5	Batch#:	136844
Lab ID:	202462-013	Sampled:	04/07/08
Matrix:	Soil	Received:	04/07/08
Units:	ug/Kg	Prepared:	04/08/08
Basis:	as received	Analyzed:	04/08/08
Diln Fac:	50.00		

Analyte	Result	RL
Naphthalene	ND	6,600
Acenaphthylene	ND	6,600
Acenaphthene	ND	6,600
Fluorene	ND	6,600
Phenanthrene	ND	6,600
Anthracene	ND	6,600
Fluoranthene	ND	6,600
Pyrene	ND	6,600
Benzo(a)anthracene	ND	6,600
Chrysene	ND	6,600
Benzo(b)fluoranthene	ND	6,600
Benzo(k)fluoranthene	ND	6,600
Benzo(a)pyrene	ND	6,600
Indeno(1,2,3-cd)pyrene	ND	6,600
Dibenz(a,h)anthracene	ND	6,600
Benzo(g,h,i)perylene	ND	6,600

Surrogate	%REC	Limits
Nitrobenzene-d5	DO	41-120
2-Fluorobiphenyl	DO	46-120
Terphenyl-d14	DO	44-120

DO= Diluted Out
 ND= Not Detected
 RL= Reporting Limit

Batch QC Report

Polynuclear Aromatics by GC/MS			
Lab #:	202462	Location:	Learner
Client:	LFR Levine Fricke	Prep:	EPA 3550B
Project#:	001-09466-01	Analysis:	EPA 8270C
Type:	BLANK	Diln Fac:	1.000
Lab ID:	QC436550	Batch#:	136844
Matrix:	Soil	Prepared:	04/08/08
Units:	ug/Kg	Analyzed:	04/08/08
Basis:	as received		

Analyte	Result	RL
Naphthalene	ND	67
Acenaphthylene	ND	67
Acenaphthene	ND	67
Fluorene	ND	67
Phenanthrene	ND	67
Anthracene	ND	67
Fluoranthene	ND	67
Pyrene	ND	67
Benzo(a)anthracene	ND	67
Chrysene	ND	67
Benzo(b)fluoranthene	ND	67
Benzo(k)fluoranthene	ND	67
Benzo(a)pyrene	ND	67
Indeno(1,2,3-cd)pyrene	ND	67
Dibenz(a,h)anthracene	ND	67
Benzo(g,h,i)perylene	ND	67

Surrogate	%REC	Limits
Nitrobenzene-d5	111	41-120
2-Fluorobiphenyl	111	46-120
Terphenyl-d14	109	44-120

ND= Not Detected

RL= Reporting Limit

Batch QC Report

Polynuclear Aromatics by GC/MS			
Lab #:	202462	Location:	Learner
Client:	LFR Levine Fricke	Prep:	EPA 3550B
Project#:	001-09466-01	Analysis:	EPA 8270C
Type:	LCS	Diln Fac:	1.000
Lab ID:	QC436551	Batch#:	136844
Matrix:	Soil	Prepared:	04/08/08
Units:	ug/Kg	Analyzed:	04/08/08
Basis:	as received		

Analyte	Spiked	Result	%REC	Limits
Naphthalene	1,332	1,138	85	48-120
Acenaphthylene	1,332	1,074	81	48-120
Acenaphthene	1,332	1,086	82	47-120
Fluorene	1,332	1,140	86	48-120
Phenanthrene	1,332	1,107	83	47-120
Anthracene	1,332	1,162	87	48-120
Fluoranthene	1,332	1,174	88	48-120
Pyrene	1,332	1,062	80	44-120
Benzo(a)anthracene	1,332	1,195	90	46-120
Chrysene	1,332	1,161	87	46-120
Benzo(b)fluoranthene	1,332	1,043	78	41-120
Benzo(k)fluoranthene	1,332	1,077	81	42-120
Benzo(a)pyrene	1,332	1,115	84	45-120
Indeno(1,2,3-cd)pyrene	1,332	1,173	88	39-120
Dibenz(a,h)anthracene	1,332	1,155	87	46-120
Benzo(g,h,i)perylene	1,332	1,126	85	41-124

Surrogate	%REC	Limits
Nitrobenzene-d5	101	41-120
2-Fluorobiphenyl	88	46-120
Terphenyl-d14	94	44-120

Batch QC Report

Polynuclear Aromatics by GC/MS			
Lab #:	202462	Location:	Learner
Client:	LFR Levine Fricke	Prep:	EPA 3550B
Project#:	001-09466-01	Analysis:	EPA 8270C
Field ID:	ZZZZZZZZZZ	Diln Fac:	3.000
MSS Lab ID:	202437-001	Batch#:	136844
Matrix:	Soil	Sampled:	04/04/08
Units:	ug/Kg	Received:	04/04/08
Basis:	as received	Prepared:	04/08/08

Type: MS
Lab ID: QC436552

Analyzed: 04/08/08

Analyte	MSS Result	Spiked	Result	%REC	Limits
Naphthalene	<53.88	1,328	1,496	113	50-120
Acenaphthylene	<54.88	1,328	1,405	106	50-120
Acenaphthene	<49.03	1,328	1,403	106	50-120
Fluorene	<57.83	1,328	1,454	110	50-120
Phenanthrene	112.3	1,328	1,521	106	49-120
Anthracene	<56.47	1,328	1,503	113	51-120
Fluoranthene	<59.79	1,328	1,541	116	44-120
Pyrene	<62.78	1,328	1,386	104	45-120
Benzo(a)anthracene	<52.16	1,328	1,444	109	49-120
Chrysene	<69.91	1,328	1,438	108	47-120
Benzo(b)fluoranthene	<60.99	1,328	1,280	96	43-120
Benzo(k)fluoranthene	<64.84	1,328	1,444	109	42-120
Benzo(a)pyrene	<57.55	1,328	1,283	97	46-120
Indeno(1,2,3-cd)pyrene	<63.21	1,328	820.3	62	23-120
Dibenz(a,h)anthracene	<60.27	1,328	872.1	66	28-120
Benzo(g,h,i)perylene	<64.74	1,328	724.4	55	21-120

Surrogate	%REC	Limits
Nitrobenzene-d5	120	41-120
2-Fluorobiphenyl	116	46-120
Terphenyl-d14	117	44-120

Type: MSD
Lab ID: QC436553

Analyzed: 04/09/08

Analyte	Spiked	Result	%REC	Limits	RPD	Lim
Naphthalene	1,327	1,397	105	50-120	7	30
Acenaphthylene	1,327	1,325	100	50-120	6	27
Acenaphthene	1,327	1,336	101	50-120	5	28
Fluorene	1,327	1,377	104	50-120	5	28
Phenanthrene	1,327	1,425	99	49-120	6	30
Anthracene	1,327	1,412	106	51-120	6	29
Fluoranthene	1,327	1,443	109	44-120	7	31
Pyrene	1,327	1,335	101	45-120	4	32
Benzo(a)anthracene	1,327	1,370	103	49-120	5	30
Chrysene	1,327	1,355	102	47-120	6	31
Benzo(b)fluoranthene	1,327	1,245	94	43-120	3	32
Benzo(k)fluoranthene	1,327	1,377	104	42-120	5	33
Benzo(a)pyrene	1,327	1,215	92	46-120	5	30
Indeno(1,2,3-cd)pyrene	1,327	745.2	56	23-120	10	35
Dibenz(a,h)anthracene	1,327	769.9	58	28-120	12	34
Benzo(g,h,i)perylene	1,327	636.1	48	21-120	13	36

Surrogate	%REC	Limits
Nitrobenzene-d5	112	41-120
2-Fluorobiphenyl	110	46-120
Terphenyl-d14	113	44-120

RPD= Relative Percent Difference

California Title 26 Metals

Lab #:	202462	Project#:	001-09466-01
Client:	LFR Levine Fricke	Location:	Learner
Field ID:	LP-1-4.0	Basis:	as received
Lab ID:	202462-001	Sampled:	04/07/08
Matrix:	Soil	Received:	04/07/08
Units:	mg/Kg		

Analyte	Result	RL	Diln	Fac	Batch#	Prepared	Analyzed	Prep	Analysis
Antimony	ND	0.50	1.000		136835	04/07/08	04/08/08	EPA 3050B	EPA 6010B
Arsenic	4.9	0.29	1.000		136835	04/07/08	04/08/08	EPA 3050B	EPA 6010B
Barium	320	0.25	1.000		136835	04/07/08	04/08/08	EPA 3050B	EPA 6010B
Beryllium	0.27	0.10	1.000		136835	04/07/08	04/08/08	EPA 3050B	EPA 6010B
Cadmium	1.9	0.25	1.000		136835	04/07/08	04/08/08	EPA 3050B	EPA 6010B
Chromium	36	0.25	1.000		136835	04/07/08	04/08/08	EPA 3050B	EPA 6010B
Cobalt	8.5	0.25	1.000		136835	04/07/08	04/08/08	EPA 3050B	EPA 6010B
Copper	48	0.29	1.000		136835	04/07/08	04/08/08	EPA 3050B	EPA 6010B
Lead	130	0.25	1.000		136835	04/07/08	04/08/08	EPA 3050B	EPA 6010B
Mercury	0.46	0.020	1.000		136937	04/10/08	04/10/08	METHOD	EPA 7471A
Molybdenum	0.53	0.25	1.000		136835	04/07/08	04/08/08	EPA 3050B	EPA 6010B
Nickel	43	0.25	1.000		136835	04/07/08	04/08/08	EPA 3050B	EPA 6010B
Selenium	ND	0.50	1.000		136835	04/07/08	04/08/08	EPA 3050B	EPA 6010B
Silver	ND	0.25	1.000		136835	04/07/08	04/08/08	EPA 3050B	EPA 6010B
Thallium	ND	0.50	1.000		136835	04/07/08	04/08/08	EPA 3050B	EPA 6010B
Vanadium	32	0.25	1.000		136835	04/07/08	04/08/08	EPA 3050B	EPA 6010B
Zinc	750	9.9	10.00		136835	04/07/08	04/09/08	EPA 3050B	EPA 6010B

ND= Not Detected
 RL= Reporting Limit

California Title 26 Metals

Lab #:	202462	Project#:	001-09466-01
Client:	LFR Levine Fricke	Location:	Learner
Field ID:	DCB-P3-4.0	Basis:	as received
Lab ID:	202462-003	Sampled:	04/07/08
Matrix:	Soil	Received:	04/07/08
Units:	mg/Kg		

Analyte	Result	RL	Diln	Fac	Batch#	Prepared	Analyzed	Prep	Analysis
Antimony	ND	0.50	1.000		136835	04/07/08	04/08/08	EPA 3050B	EPA 6010B
Arsenic	5.4	0.27	1.000		136835	04/07/08	04/08/08	EPA 3050B	EPA 6010B
Barium	530	2.3	10.00		136835	04/07/08	04/09/08	EPA 3050B	EPA 6010B
Beryllium	0.23	0.10	1.000		136835	04/07/08	04/08/08	EPA 3050B	EPA 6010B
Cadmium	2.9	0.25	1.000		136835	04/07/08	04/08/08	EPA 3050B	EPA 6010B
Chromium	44	0.25	1.000		136835	04/07/08	04/08/08	EPA 3050B	EPA 6010B
Cobalt	8.9	0.25	1.000		136835	04/07/08	04/08/08	EPA 3050B	EPA 6010B
Copper	76	0.27	1.000		136835	04/07/08	04/08/08	EPA 3050B	EPA 6010B
Lead	190	0.25	1.000		136835	04/07/08	04/08/08	EPA 3050B	EPA 6010B
Mercury	0.47	0.020	1.000		136937	04/10/08	04/10/08	METHOD	EPA 7471A
Molybdenum	2.0	0.25	1.000		136835	04/07/08	04/08/08	EPA 3050B	EPA 6010B
Nickel	48	0.25	1.000		136835	04/07/08	04/08/08	EPA 3050B	EPA 6010B
Selenium	ND	0.50	1.000		136835	04/07/08	04/08/08	EPA 3050B	EPA 6010B
Silver	ND	0.25	1.000		136835	04/07/08	04/08/08	EPA 3050B	EPA 6010B
Thallium	ND	0.50	1.000		136835	04/07/08	04/08/08	EPA 3050B	EPA 6010B
Vanadium	32	0.25	1.000		136835	04/07/08	04/08/08	EPA 3050B	EPA 6010B
Zinc	590	9.3	10.00		136835	04/07/08	04/09/08	EPA 3050B	EPA 6010B

ND= Not Detected
 RL= Reporting Limit

California Title 26 Metals

Lab #:	202462	Project#:	001-09466-01
Client:	LFR Levine Fricke	Location:	Learner
Field ID:	DCB-P1-4.0	Basis:	as received
Lab ID:	202462-005	Diln Fac:	1.000
Matrix:	Soil	Sampled:	04/07/08
Units:	mg/Kg	Received:	04/07/08

Analyte	Result	RL	Batch#	Prepared	Analyzed	Prep	Analysis
Antimony	ND	0.50	136835	04/07/08	04/08/08	EPA 3050B	EPA 6010B
Arsenic	5.7	0.26	136835	04/07/08	04/08/08	EPA 3050B	EPA 6010B
Barium	280	0.25	136835	04/07/08	04/08/08	EPA 3050B	EPA 6010B
Beryllium	0.22	0.10	136835	04/07/08	04/08/08	EPA 3050B	EPA 6010B
Cadmium	1.3	0.25	136835	04/07/08	04/08/08	EPA 3050B	EPA 6010B
Chromium	90	0.25	136835	04/07/08	04/08/08	EPA 3050B	EPA 6010B
Cobalt	7.7	0.25	136835	04/07/08	04/08/08	EPA 3050B	EPA 6010B
Copper	41	0.26	136835	04/07/08	04/08/08	EPA 3050B	EPA 6010B
Lead	120	0.25	136835	04/07/08	04/08/08	EPA 3050B	EPA 6010B
Mercury	0.24	0.020	136937	04/10/08	04/10/08	METHOD	EPA 7471A
Molybdenum	12	0.25	136835	04/07/08	04/08/08	EPA 3050B	EPA 6010B
Nickel	40	0.25	136835	04/07/08	04/08/08	EPA 3050B	EPA 6010B
Selenium	ND	0.50	136835	04/07/08	04/08/08	EPA 3050B	EPA 6010B
Silver	ND	0.25	136835	04/07/08	04/08/08	EPA 3050B	EPA 6010B
Thallium	ND	0.50	136835	04/07/08	04/08/08	EPA 3050B	EPA 6010B
Vanadium	30	0.25	136835	04/07/08	04/08/08	EPA 3050B	EPA 6010B
Zinc	210	1.0	136835	04/07/08	04/08/08	EPA 3050B	EPA 6010B

ND= Not Detected
 RL= Reporting Limit

California Title 26 Metals

Lab #:	202462	Project#:	001-09466-01
Client:	LFR Levine Fricke	Location:	Learner
Field ID:	DCB-P2-4.0	Basis:	as received
Lab ID:	202462-007	Diln Fac:	1.000
Matrix:	Soil	Sampled:	04/07/08
Units:	mg/Kg	Received:	04/07/08

Analyte	Result	RL	Batch#	Prepared	Analyzed	Prep	Analysis
Antimony	2.8	0.50	136835	04/07/08	04/08/08	EPA 3050B	EPA 6010B
Arsenic	8.7	0.27	136835	04/07/08	04/08/08	EPA 3050B	EPA 6010B
Barium	390	0.25	136835	04/07/08	04/08/08	EPA 3050B	EPA 6010B
Beryllium	0.29	0.10	136835	04/07/08	04/08/08	EPA 3050B	EPA 6010B
Cadmium	1.4	0.25	136835	04/07/08	04/08/08	EPA 3050B	EPA 6010B
Chromium	88	0.25	136835	04/07/08	04/08/08	EPA 3050B	EPA 6010B
Cobalt	9.1	0.25	136835	04/07/08	04/08/08	EPA 3050B	EPA 6010B
Copper	52	0.27	136835	04/07/08	04/08/08	EPA 3050B	EPA 6010B
Lead	130	0.25	136835	04/07/08	04/08/08	EPA 3050B	EPA 6010B
Mercury	0.38	0.021	136937	04/10/08	04/10/08	METHOD	EPA 7471A
Molybdenum	13	0.25	136835	04/07/08	04/08/08	EPA 3050B	EPA 6010B
Nickel	40	0.25	136835	04/07/08	04/08/08	EPA 3050B	EPA 6010B
Selenium	ND	0.50	136835	04/07/08	04/08/08	EPA 3050B	EPA 6010B
Silver	ND	0.25	136835	04/07/08	04/08/08	EPA 3050B	EPA 6010B
Thallium	ND	0.50	136835	04/07/08	04/08/08	EPA 3050B	EPA 6010B
Vanadium	31	0.25	136835	04/07/08	04/08/08	EPA 3050B	EPA 6010B
Zinc	220	1.0	136835	04/07/08	04/08/08	EPA 3050B	EPA 6010B

ND= Not Detected
 RL= Reporting Limit

California Title 26 Metals			
Lab #:	202462	Project#:	001-09466-01
Client:	LFR Levine Fricke	Location:	Learner
Field ID:	DCB-P4-3.0	Basis:	as received
Lab ID:	202462-009	Sampled:	04/07/08
Matrix:	Soil	Received:	04/07/08
Units:	mg/Kg		

Analyte	Result	RL	Diln	Fac	Batch#	Prepared	Analyzed	Prep	Analysis
Antimony	ND	0.50	1.000		136835	04/07/08	04/08/08	EPA 3050B	EPA 6010B
Arsenic	4.5	0.28	1.000		136835	04/07/08	04/08/08	EPA 3050B	EPA 6010B
Barium	690	2.4	10.00		136835	04/07/08	04/09/08	EPA 3050B	EPA 6010B
Beryllium	0.30	0.10	1.000		136835	04/07/08	04/08/08	EPA 3050B	EPA 6010B
Cadmium	0.83	0.25	1.000		136835	04/07/08	04/08/08	EPA 3050B	EPA 6010B
Chromium	40	0.25	1.000		136835	04/07/08	04/08/08	EPA 3050B	EPA 6010B
Cobalt	14	0.25	1.000		136835	04/07/08	04/08/08	EPA 3050B	EPA 6010B
Copper	26	0.28	1.000		136835	04/07/08	04/08/08	EPA 3050B	EPA 6010B
Lead	120	0.25	1.000		136835	04/07/08	04/08/08	EPA 3050B	EPA 6010B
Mercury	0.073	0.020	1.000		136937	04/10/08	04/10/08	METHOD	EPA 7471A
Molybdenum	2.8	0.25	1.000		136835	04/07/08	04/08/08	EPA 3050B	EPA 6010B
Nickel	68	0.25	1.000		136835	04/07/08	04/08/08	EPA 3050B	EPA 6010B
Selenium	ND	0.50	1.000		136835	04/07/08	04/08/08	EPA 3050B	EPA 6010B
Silver	ND	0.25	1.000		136835	04/07/08	04/08/08	EPA 3050B	EPA 6010B
Thallium	ND	0.50	1.000		136835	04/07/08	04/08/08	EPA 3050B	EPA 6010B
Vanadium	31	0.25	1.000		136835	04/07/08	04/08/08	EPA 3050B	EPA 6010B
Zinc	150	1.0	1.000		136835	04/07/08	04/08/08	EPA 3050B	EPA 6010B

ND= Not Detected
 RL= Reporting Limit

California Title 26 Metals

Lab #:	202462	Project#:	001-09466-01
Client:	LFR Levine Fricke	Location:	Learner
Field ID:	DCB-P4-8.0	Basis:	as received
Lab ID:	202462-010	Diln Fac:	1.000
Matrix:	Soil	Sampled:	04/07/08
Units:	mg/Kg	Received:	04/07/08

Analyte	Result	RL	Batch#	Prepared	Analyzed	Prep	Analysis
Antimony	ND	0.50	136835	04/07/08	04/08/08	EPA 3050B	EPA 6010B
Arsenic	3.1	0.28	136835	04/07/08	04/08/08	EPA 3050B	EPA 6010B
Barium	140	0.25	136835	04/07/08	04/08/08	EPA 3050B	EPA 6010B
Beryllium	0.24	0.10	136835	04/07/08	04/08/08	EPA 3050B	EPA 6010B
Cadmium	ND	0.25	136835	04/07/08	04/08/08	EPA 3050B	EPA 6010B
Chromium	25	0.25	136835	04/07/08	04/08/08	EPA 3050B	EPA 6010B
Cobalt	8.0	0.25	136835	04/07/08	04/08/08	EPA 3050B	EPA 6010B
Copper	7.2	0.28	136835	04/07/08	04/08/08	EPA 3050B	EPA 6010B
Lead	4.2	0.25	136835	04/07/08	04/08/08	EPA 3050B	EPA 6010B
Mercury	0.23	0.020	136937	04/10/08	04/10/08	METHOD	EPA 7471A
Molybdenum	ND	0.25	136835	04/07/08	04/08/08	EPA 3050B	EPA 6010B
Nickel	20	0.25	136835	04/07/08	04/08/08	EPA 3050B	EPA 6010B
Selenium	ND	0.50	136835	04/07/08	04/08/08	EPA 3050B	EPA 6010B
Silver	ND	0.25	136835	04/07/08	04/08/08	EPA 3050B	EPA 6010B
Thallium	ND	0.50	136835	04/07/08	04/08/08	EPA 3050B	EPA 6010B
Vanadium	21	0.25	136835	04/07/08	04/08/08	EPA 3050B	EPA 6010B
Zinc	13	1.0	136835	04/07/08	04/08/08	EPA 3050B	EPA 6010B

ND= Not Detected
 RL= Reporting Limit

California Title 26 Metals

Lab #:	202462	Project#:	001-09466-01
Client:	LFR Levine Fricke	Location:	Learner
Field ID:	DCB-P5-3.0	Basis:	as received
Lab ID:	202462-011	Diln Fac:	1.000
Matrix:	Soil	Sampled:	04/07/08
Units:	mg/Kg	Received:	04/07/08

Analyte	Result	RL	Batch#	Prepared	Analyzed	Prep	Analysis
Antimony	ND	0.50	136835	04/07/08	04/08/08	EPA 3050B	EPA 6010B
Arsenic	5.1	0.27	136835	04/07/08	04/08/08	EPA 3050B	EPA 6010B
Barium	290	0.25	136835	04/07/08	04/08/08	EPA 3050B	EPA 6010B
Beryllium	0.22	0.10	136835	04/07/08	04/08/08	EPA 3050B	EPA 6010B
Cadmium	2.1	0.25	136835	04/07/08	04/08/08	EPA 3050B	EPA 6010B
Chromium	36	0.25	136835	04/07/08	04/08/08	EPA 3050B	EPA 6010B
Cobalt	8.7	0.25	136835	04/07/08	04/08/08	EPA 3050B	EPA 6010B
Copper	49	0.27	136835	04/07/08	04/08/08	EPA 3050B	EPA 6010B
Lead	120	0.25	136835	04/07/08	04/08/08	EPA 3050B	EPA 6010B
Mercury	0.31	0.020	136937	04/10/08	04/10/08	METHOD	EPA 7471A
Molybdenum	16	0.25	136835	04/07/08	04/08/08	EPA 3050B	EPA 6010B
Nickel	30	0.25	136835	04/07/08	04/08/08	EPA 3050B	EPA 6010B
Selenium	ND	0.50	136835	04/07/08	04/08/08	EPA 3050B	EPA 6010B
Silver	ND	0.25	136835	04/07/08	04/08/08	EPA 3050B	EPA 6010B
Thallium	ND	0.50	136835	04/07/08	04/08/08	EPA 3050B	EPA 6010B
Vanadium	32	0.25	136835	04/07/08	04/08/08	EPA 3050B	EPA 6010B
Zinc	290	1.0	136835	04/07/08	04/08/08	EPA 3050B	EPA 6010B

ND= Not Detected
 RL= Reporting Limit

California Title 26 Metals

Lab #:	202462	Project#:	001-09466-01
Client:	LFR Levine Fricke	Location:	Learner
Field ID:	DCB-P6-4.5	Basis:	as received
Lab ID:	202462-013	Diln Fac:	1.000
Matrix:	Soil	Sampled:	04/07/08
Units:	mg/Kg	Received:	04/07/08

Analyte	Result	RL	Batch#	Prepared	Analyzed	Prep	Analysis
Antimony	ND	0.50	136835	04/07/08	04/08/08	EPA 3050B	EPA 6010B
Arsenic	5.8	0.27	136835	04/07/08	04/08/08	EPA 3050B	EPA 6010B
Barium	430	0.25	136835	04/07/08	04/08/08	EPA 3050B	EPA 6010B
Beryllium	0.26	0.10	136835	04/07/08	04/08/08	EPA 3050B	EPA 6010B
Cadmium	1.7	0.25	136835	04/07/08	04/08/08	EPA 3050B	EPA 6010B
Chromium	28	0.25	136835	04/07/08	04/08/08	EPA 3050B	EPA 6010B
Cobalt	8.6	0.25	136835	04/07/08	04/08/08	EPA 3050B	EPA 6010B
Copper	61	0.27	136835	04/07/08	04/08/08	EPA 3050B	EPA 6010B
Lead	140	0.25	136835	04/07/08	04/08/08	EPA 3050B	EPA 6010B
Mercury	0.32	0.020	136937	04/10/08	04/10/08	METHOD	EPA 7471A
Molybdenum	1.2	0.25	136835	04/07/08	04/08/08	EPA 3050B	EPA 6010B
Nickel	35	0.25	136835	04/07/08	04/08/08	EPA 3050B	EPA 6010B
Selenium	ND	0.50	136835	04/07/08	04/08/08	EPA 3050B	EPA 6010B
Silver	ND	0.25	136835	04/07/08	04/08/08	EPA 3050B	EPA 6010B
Thallium	ND	0.50	136835	04/07/08	04/08/08	EPA 3050B	EPA 6010B
Vanadium	32	0.25	136835	04/07/08	04/08/08	EPA 3050B	EPA 6010B
Zinc	350	1.0	136835	04/07/08	04/08/08	EPA 3050B	EPA 6010B

ND= Not Detected
 RL= Reporting Limit

Batch QC Report

California Title 26 Metals			
Lab #:	202462	Location:	Learner
Client:	LFR Levine Fricke	Prep:	EPA 3050B
Project#:	001-09466-01	Analysis:	EPA 6010B
Type:	BLANK	Diln Fac:	1.000
Lab ID:	QC436517	Batch#:	136835
Matrix:	Soil	Prepared:	04/07/08
Units:	mg/Kg	Analyzed:	04/08/08
Basis:	as received		

Analyte	Result	RL
Antimony	ND	0.50
Arsenic	ND	0.29
Barium	ND	0.25
Beryllium	ND	0.10
Cadmium	ND	0.25
Chromium	ND	0.25
Cobalt	ND	0.25
Copper	ND	0.29
Lead	ND	0.25
Molybdenum	ND	0.25
Nickel	ND	0.25
Selenium	ND	0.50
Silver	ND	0.25
Thallium	ND	0.50
Vanadium	ND	0.25
Zinc	ND	1.0

ND= Not Detected

RL= Reporting Limit

Batch QC Report

California Title 26 Metals			
Lab #:	202462	Location:	Learner
Client:	LFR Levine Fricke	Prep:	EPA 3050B
Project#:	001-09466-01	Analysis:	EPA 6010B
Matrix:	Soil	Batch#:	136835
Units:	mg/Kg	Prepared:	04/07/08
Basis:	as received	Analyzed:	04/08/08
Diln Fac:	1.000		

Type: BS Lab ID: QC436518

Analyte	Spiked	Result	%REC	Limits
Antimony	100.0	87.11	87	80-120
Arsenic	50.00	45.58	91	80-120
Barium	100.0	91.89	92	80-120
Beryllium	2.500	2.297	92	80-120
Cadmium	10.00	9.206	92	80-120
Chromium	100.0	90.94	91	80-120
Cobalt	25.00	21.83	87	80-120
Copper	12.50	11.15	89	80-120
Lead	100.0	88.38	88	80-120
Molybdenum	20.00	18.71	94	80-120
Nickel	25.00	21.98	88	80-120
Selenium	50.00	44.34	89	80-120
Silver	10.00	8.282	83	80-120
Thallium	50.00	44.25	88	80-120
Vanadium	25.00	22.58	90	80-120
Zinc	25.00	22.88	92	80-120

Type: BSD Lab ID: QC436519

Analyte	Spiked	Result	%REC	Limits	RPD	Lim
Antimony	100.0	87.53	88	80-120	0	20
Arsenic	50.00	44.50	89	80-120	2	20
Barium	100.0	91.86	92	80-120	0	20
Beryllium	2.500	2.297	92	80-120	0	20
Cadmium	10.00	9.193	92	80-120	0	20
Chromium	100.0	90.90	91	80-120	0	20
Cobalt	25.00	21.74	87	80-120	0	20
Copper	12.50	11.18	89	80-120	0	20
Lead	100.0	87.46	87	80-120	1	20
Molybdenum	20.00	18.64	93	80-120	0	20
Nickel	25.00	21.86	87	80-120	1	20
Selenium	50.00	43.86	88	80-120	1	20
Silver	10.00	8.255	83	80-120	0	20
Thallium	50.00	44.00	88	80-120	1	20
Vanadium	25.00	22.53	90	80-120	0	20
Zinc	25.00	22.84	91	80-120	0	20

RPD= Relative Percent Difference

Batch QC Report

California Title 26 Metals			
Lab #:	202462	Location:	Learner
Client:	LFR Levine Fricke	Prep:	EPA 3050B
Project#:	001-09466-01	Analysis:	EPA 6010B
Field ID:	LP-1-4.0	Batch#:	136835
MSS Lab ID:	202462-001	Sampled:	04/07/08
Matrix:	Soil	Received:	04/07/08
Units:	mg/Kg	Prepared:	04/07/08
Basis:	as received	Analyzed:	04/08/08
Diln Fac:	1.000		

Type: MS Lab ID: QC436520

Analyte	MSS Result	Spiked	Result	%REC	Limits
Antimony	0.2711	94.34	45.87	48	3-120
Arsenic	4.940	47.17	44.03	83	71-120
Barium	324.1	94.34	365.8	44 *	50-135
Beryllium	0.2680	2.358	2.304	86	79-120
Cadmium	1.944	9.434	9.053	75	71-120
Chromium	36.39	94.34	115.6	84	65-120
Cobalt	8.508	23.58	26.76	77	60-120
Copper	48.09	11.79	48.69	5 NM	42-152
Lead	133.6	94.34	172.8	42 *	53-124
Molybdenum	0.5306	18.87	15.85	81	66-120
Nickel	42.56	23.58	57.73	64	44-139
Selenium	<0.04667	47.17	37.17	79	69-120
Silver	0.06069	9.434	7.521	79	70-120
Thallium	0.08533	47.17	36.25	77	61-120
Vanadium	31.66	23.58	48.69	72	51-137
Zinc	752.3	23.58	967.9 >LR	914 NM	36-150

Type: MSD Lab ID: QC436521

Analyte	Spiked	Result	%REC	Limits	RPD	Lim
Antimony	99.01	45.34	46	3-120	6	33
Arsenic	49.50	47.62	86	71-120	3	20
Barium	99.01	373.7	50	50-135	1	24
Beryllium	2.475	2.381	85	79-120	1	20
Cadmium	9.901	9.338	75	71-120	1	20
Chromium	99.01	166.1	131 *	65-120	32 *	20
Cobalt	24.75	27.46	77	60-120	1	23
Copper	12.38	55.79	62	42-152	13	23
Lead	99.01	203.5	71	53-124	14	28
Molybdenum	19.80	23.65	117	66-120	35 *	20
Nickel	24.75	93.49	206 *	44-139	46 *	26
Selenium	49.50	38.60	78	69-120	1	20
Silver	9.901	8.010	80	70-120	1	20
Thallium	49.50	37.11	75	61-120	2	20
Vanadium	24.75	50.94	78	51-137	2	20
Zinc	24.75	597.9 >LR	-624 NM	36-150	NC	30

*= Value outside of QC limits; see narrative
 NC= Not Calculated
 NM= Not Meaningful: Sample concentration > 4X spike concentration
 >LR= Response exceeds instrument's linear range
 RPD= Relative Percent Difference

Batch QC Report

California Title 26 Metals			
Lab #:	202462	Location:	Learner
Client:	LFR Levine Fricke	Prep:	METHOD
Project#:	001-09466-01	Analysis:	EPA 7471A
Analyte:	Mercury	Basis:	as received
Type:	BLANK	Diln Fac:	1.000
Lab ID:	QC436937	Batch#:	136937
Matrix:	Soil	Prepared:	04/10/08
Units:	mg/Kg	Analyzed:	04/10/08

Result	RL
ND	0.020

ND= Not Detected
 RL= Reporting Limit

Batch QC Report

California Title 26 Metals			
Lab #:	202462	Location:	Learner
Client:	LFR Levine Fricke	Prep:	METHOD
Project#:	001-09466-01	Analysis:	EPA 7471A
Analyte:	Mercury	Diln Fac:	1.000
Matrix:	Soil	Batch#:	136937
Units:	mg/Kg	Prepared:	04/10/08
Basis:	as received	Analyzed:	04/10/08

Type	Lab ID	Spiked	Result	%REC	Limits	RPD	Lim
BS	QC436938	0.5000	0.4830	97	80-120		
BSD	QC436939	0.5000	0.4860	97	80-120	1	20

RPD= Relative Percent Difference

Batch QC Report



California Title 26 Metals			
Lab #:	202462	Location:	Learner
Client:	LFR Levine Fricke	Prep:	METHOD
Project#:	001-09466-01	Analysis:	EPA 7471A
Analyte:	Mercury	Diln Fac:	1.000
Field ID:	ZZZZZZZZZZ	Batch#:	136937
MSS Lab ID:	202496-009	Sampled:	04/08/08
Matrix:	Soil	Received:	04/08/08
Units:	mg/Kg	Prepared:	04/10/08
Basis:	as received	Analyzed:	04/10/08

Type	Lab ID	MSS Result	Spiked	Result	%REC	Limits	RPD	Lim
MS	QC436941	0.1444	0.4902	0.6520	104	68-140		
MSD	QC436942		0.4808	0.6135	98	68-140	5	24



RPD= Relative Percent Difference

202462

CHAIN OF CUSTODY / ANALYSES REQUEST FORM

SAMPLE COLLECTOR:  LEVINE • FRICKE 1900 Powell Street, 12th Floor Emeryville, California 94608-1827 (510) 652-4500 Fax: (510) 652-2246	PROJECT NO.: 001-094600	SECTION NO.:	DATE: 4/7/08	SAMPLER'S INITIALS: MW	SERIAL NO.: No 200042
	PROJECT NAME:		SAMPLER (Signature): 		

SAMPLE ID.	Date	Time	ANALYSES										REMARKS					
			Lab Sample No.	No. of Containers	TYPE		TPHd (EPA 8015M)	TPHq (EPA 8015M)	BTEX (EPA 8021/802)	VOCs (EPA 8260/624)	Metals (EPA 6010/7000)	PNA 8270		TAT				
					Soil	Water								Standard	Run	HOLD		
1 LP-1-4.0	4/7/08	910		X		X	X		X	X								CAM-17 Metals
2 LP-1-8.0		915		X		X	X		X	X								X Hold
3 DCB-P3-4.0		940		X		X	X		X	X								X Lab
4 DCB-P3-6.0		943		X		X	X		X	X								X Hold
5 DCB-P1-4.0		1000		X		X	X		X	X								X Results to Ron
6 DCB-P1-6.0		1005		X		X	X		X	X								X Hold
7 DCB-P2-4.0		1015		X		X	X		X	X								X Hold
8 DCB-P2-8.0		1020		X		X	X		X	X								X Hold
9 DCB-P4-3.0		1035		X		X	X		X	X								X Silica gel cleaned on soil TPH's
10 DCB-P4-8.0		1040		X		X	X		X	X								X Run
11 DCB-P5-3.0		1100		X		X	X		X	X								X
12 DCB-P5-8.0		1110		X		X	X		X	X								X Hold
13 DCB-P6-4.5		1120		X		X	X		X	X								X
14 DCB-P6-7.5		1125		X		X	X		X	X								X Hold
15 DCB-P5-6.5		1105		X		X	X		X	X								X Hold
16 DCB-P3-8.0		0945																X

SAMPLE RECEIPT: <input checked="" type="checkbox"/> Intact <input type="checkbox"/> Cold <input checked="" type="checkbox"/> On Ice <input type="checkbox"/> Ambient Preservative Correct? <input type="checkbox"/> Yes <input type="checkbox"/> No <input type="checkbox"/> N/A	Cooler Temp: Cooler No:	METHOD OF SHIPMENT: LAB REPORT NO.: FAX COC CONFIRMATION TO: Ron Golombow	RELINQUISHED BY:  (SIGNATURE) Michael Sullivan (PRINTED NAME) LFR (COMPANY)	4/7/08 (DATE) 1321 (TIME)	RELINQUISHED BY: (SIGNATURE) (DATE) (PRINTED NAME) (COMPANY)	2 RELINQUISHED BY: (SIGNATURE) (DATE) (PRINTED NAME) (COMPANY)
	ANALYTICAL LABORATORY: C+T	FAX RESULTS TO: SEND HARD COPY TO: SEND EDD TO: EMV.LABEDDS.COM	RECEIVED BY:  (SIGNATURE) Ron Golombow (PRINTED NAME) C+T (COMPANY)	4/7/08 (DATE) 13:21 (TIME)	1 RECEIVED BY: (SIGNATURE) (DATE) (PRINTED NAME) (COMPANY)	2 RECEIVED BY (LABORATORY): (SIGNATURE) (DATE) (PRINTED NAME) (LABORATORY)

COOLER RECEIPT CHECKLIST



Curtis & Tompkins, Ltd.

Login # 202462 Date Received 4-7-08 Number of coolers 1
Client LFR Project Learner

Date Opened 4-7-08 By (print) F Nichols (sign) [Signature]
Date Logged in 4-7-08 By (print) F Nichols (sign) [Signature]

1. Did cooler come with a shipping slip (airbill, etc)?..... YES NO
Shipping info _____

2A. Were custody seals present? YES (circle) on cooler on samples NO
How many _____ Name _____ Date _____

2B. Were custody seals intact upon arrival? YES NO N/A

3. Were custody papers dry and intact when received?..... YES NO

4. Were custody papers filled out properly (ink, signed, etc)?..... YES NO

5. Is the project identifiable from custody papers? (If so fill out top of form)..... YES NO

6. Indicate the packing in cooler: (if other, describe) _____

- Bubble Wrap Foam blocks Bags None
 Cloth material Cardboard Styrofoam Paper towels

7. If required, was sufficient ice used? Samples should be $< \text{ or } = 6^{\circ}\text{C}$ YES NO N/A

Type of ice used: WET BLUE NONE Temp($^{\circ}\text{C}$) No temp blank, Cold

SAMPLES RECEIVED ON ICE DIRECTLY FROM FIELD. COOLING PROCESS HAD BEGUN.

8. Were soil Encore sampling devices present? YES NO

If YES, what time were they transferred to freezer? _____

9. Did all bottles arrive unbroken/unopened?..... YES NO

10. Are samples in the appropriate containers for indicated tests? YES NO

11. Are sample labels present, in good condition and complete? YES NO

12. Do the sample labels agree with custody papers? YES NO

13. Was sufficient amount of sample sent for tests requested? YES NO

14. Are the samples appropriately preserved? YES NO N/A

15. Are bubbles absent in VOA samples?..... YES NO N/A

16. Was the client contacted concerning this sample delivery?..... YES NO

If YES, Who was called? _____ By _____ Date: _____

COMMENTS



Laboratory Job Number 202453
ANALYTICAL REPORT

LFR Levine Fricke
1900 Powell Street
Emeryville, CA 94608

Project : 001-09466-01
Location : Learner
Level : II

Table with 4 columns: Sample ID, Lab ID, Sample ID, Lab ID. Lists various sample and lab identifiers such as LP-10-2FT, 202453-001, etc.

This data package has been reviewed for technical correctness and completeness. Release of this data has been authorized by the Laboratory Manager or the Manager's designee, as verified by the following signatures. The results contained in this report meet all requirements of NELAC and pertain only to those samples which were submitted for analysis. This report may be reproduced only in its entirety.

Signature: [Handwritten Signature]
Project Manager

Date: 04/23/2008

Signature: [Handwritten Signature]
Operations Manager

Date: 04/24/2008

CASE NARRATIVE

Laboratory number: 202453
Client: LFR Levine Fricke
Project: 001-09466-01
Location: Learner
Request Date: 04/05/08
Samples Received: 04/04/08

This hardcopy data package contains sample and QC results for twenty two soil samples and three water samples, requested for the above referenced project on 04/05/08. The samples were received cold and intact. No encores devices were received for samples LP-6-2FT (CT# 202453-006) and LP-6-4FT (CT# 202453-007) only a brass sleeve. Therefore, the 8260 analysis were ran from one end of the sleeve. All other soils were received as 4 containers (1 brass sleeve and 3 encore devices). There were also two discrepancies with the sample ID on the container and that on the COC. We used the time sampled and the COC sample id. to match them up. Please refer to the cooler receipt checklist. All data were e-mailed to Ron Goloubow on 04/18/08.

TPH-Extractables by GC (EPA 8015B) Water:

No analytical problems were encountered.

TPH-Extractables by GC (EPA 8015B) Soil:

Many samples were diluted due to the dark and viscous nature of the sample extracts. No other analytical problems were encountered.

Volatile Organics by GC/MS (EPA 8260B) Water:

LP-13 (lab # 202453-005) and LP-2 (lab # 202453-025) had pH greater than 2. No other analytical problems were encountered.

Volatile Organics by GC/MS (EPA 8260B) Soil:

5035 samples not analyzed within 48 hours were frozen. High recoveries were observed for trichloroethene in the MS/MSD for batch 136789; the parent sample was not a project sample, the BS/BSD were within limits, the associated RPD was within limits, and this analyte was not detected at or above the RL in the associated samples. Low surrogate recoveries were observed for dibromofluoromethane and 1,2-dichloroethane-d4 in the MS/MSD for batch 136789; the parent sample was not a project sample. High surrogate recoveries were observed for bromofluorobenzene in many samples. Methylene chloride was detected above the RL in LP-6-2FT (lab # 202453-006) and LP-6-4FT (lab # 202453-007); this analyte is a common laboratory contaminant. No other analytical problems were encountered.

Polychlorinated Biphenyls (PCBs) (EPA 8082):

All samples underwent sulfur cleanup using the copper option in EPA Method 3660B. Low surrogate recoveries were observed for decachlorobiphenyl in many samples; the corresponding TCMX surrogate recoveries were within limits. No other analytical problems were encountered.

CASE NARRATIVE

Laboratory number: 202453
Client: LFR Levine Fricke
Project: 001-09466-01
Location: Learner
Request Date: 04/05/08
Samples Received: 04/04/08

Metals (EPA 6010B and EPA 7471A) Soil:

High recoveries were observed for barium and nickel in the MS/MSD of LP-10-2FT (lab # 202453-001); the BS/BSD were within limits, and the associated RPDs were within limits. High RPD was observed for copper; the RPD was acceptable in the BS/BSD. No other analytical problems were encountered.

Metals (EPA 6010B and EPA 7470A) Filtrate:

No analytical problems were encountered.

Total Extractable Hydrocarbons

Lab #: 202453	Location: Learner
Client: LFR Levine Fricke	Prep: EPA 3520C
Project#: 001-09466-01	Analysis: EPA 8015B
Matrix: Water	Sampled: 04/04/08
Units: ug/L	Received: 04/04/08
Diln Fac: 1.000	Prepared: 04/08/08
Batch#: 136863	

Field ID: LP-13	Analyzed: 04/15/08
Type: SAMPLE	Cleanup Method: EPA 3630C
Lab ID: 202453-005	

Analyte	Result	RL
Diesel C10-C24	ND	50
Motor Oil C24-C36	680	300

Surrogate	%REC	Limits
Hexacosane	84	63-130

Field ID: LP-6	Analyzed: 04/15/08
Type: SAMPLE	Cleanup Method: EPA 3630C
Lab ID: 202453-008	

Analyte	Result	RL
Diesel C10-C24	51 Y	50
Motor Oil C24-C36	ND	300

Surrogate	%REC	Limits
Hexacosane	94	63-130

Field ID: LP-2	Analyzed: 04/15/08
Type: SAMPLE	Cleanup Method: EPA 3630C
Lab ID: 202453-025	

Analyte	Result	RL
Diesel C10-C24	2,500	50
Motor Oil C24-C36	3,000	300

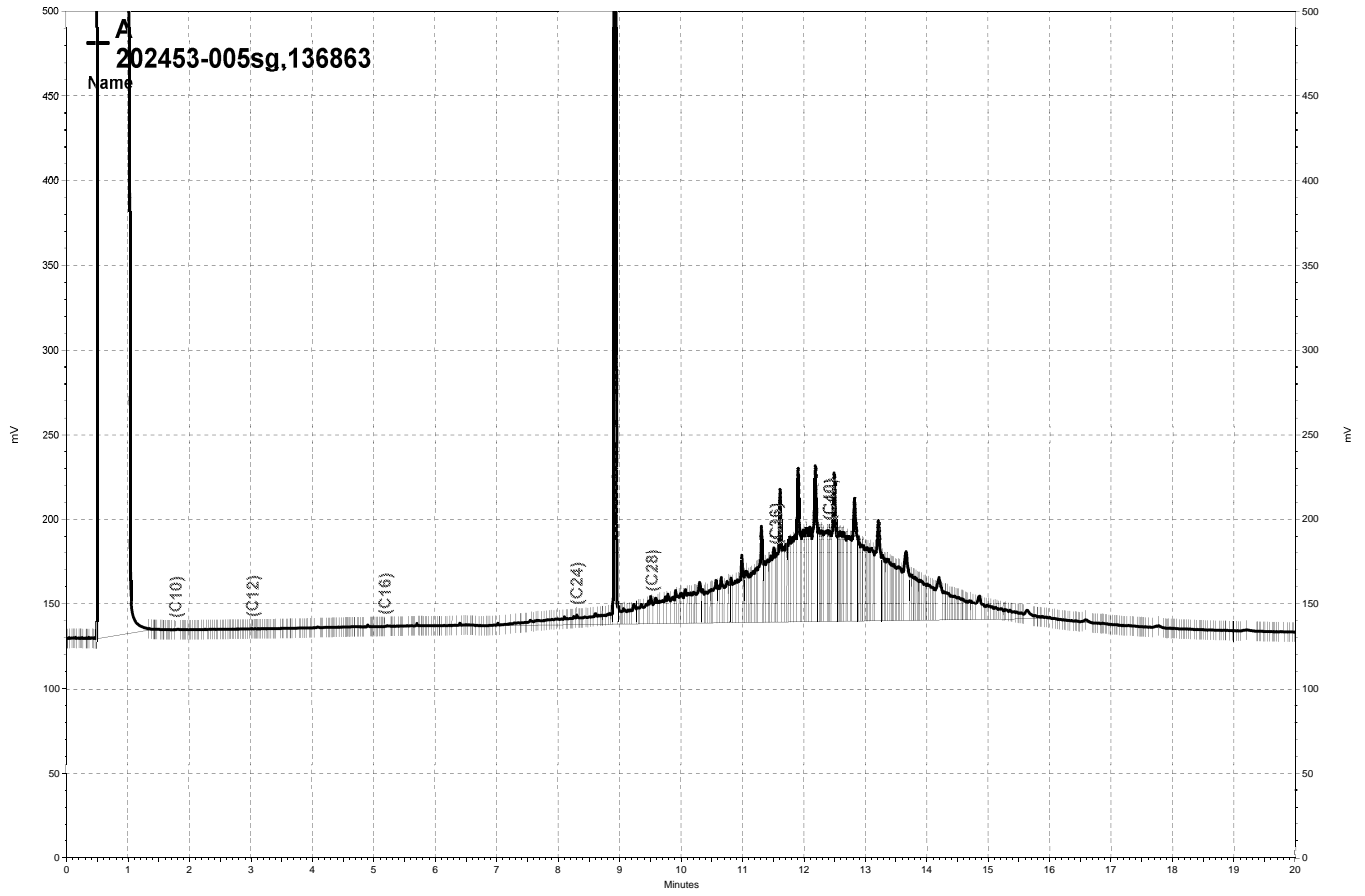
Surrogate	%REC	Limits
Hexacosane	76	63-130

Type: BLANK	Analyzed: 04/14/08
Lab ID: QC436626	Cleanup Method: EPA 3630C

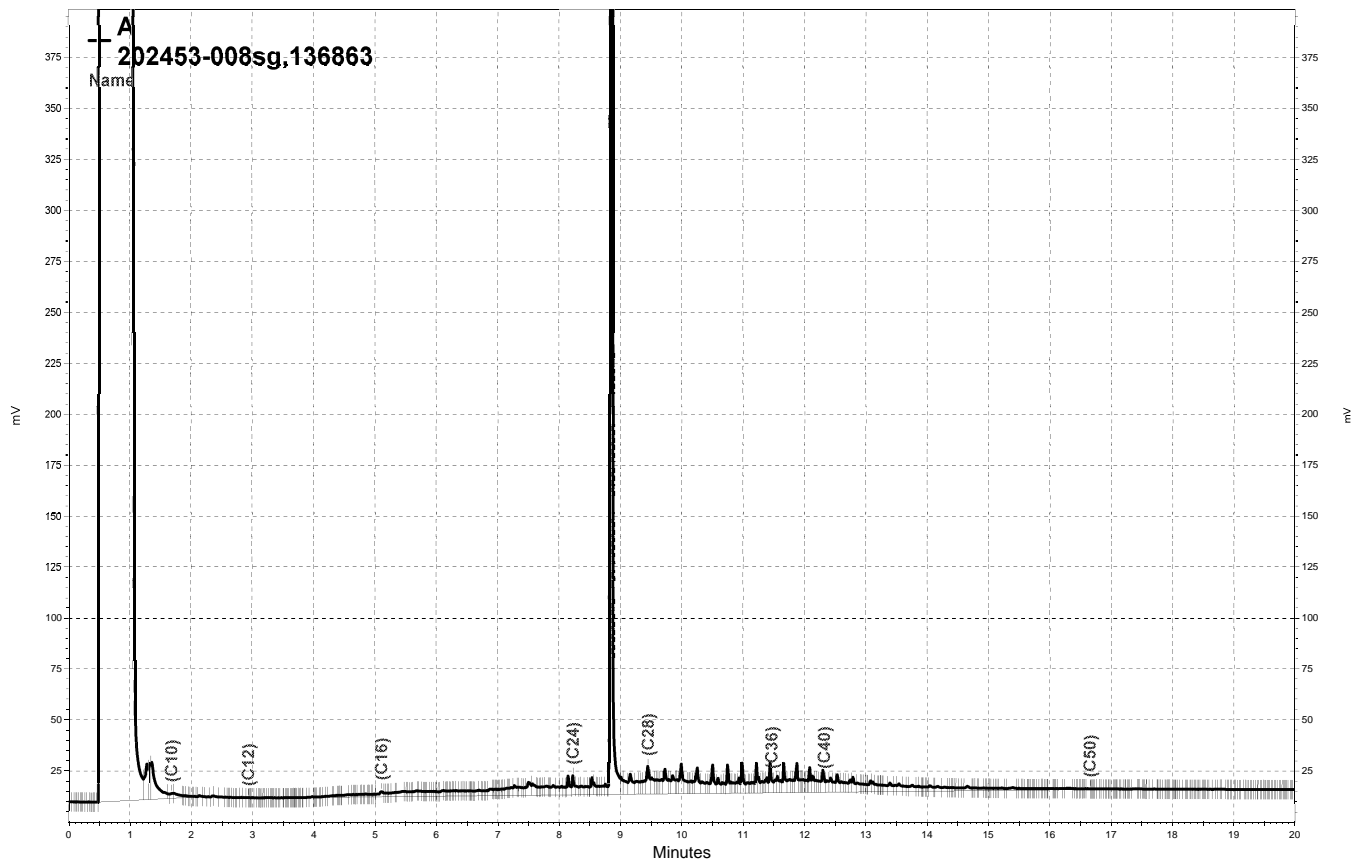
Analyte	Result	RL
Diesel C10-C24	ND	50
Motor Oil C24-C36	ND	300

Surrogate	%REC	Limits
Hexacosane	78	63-130

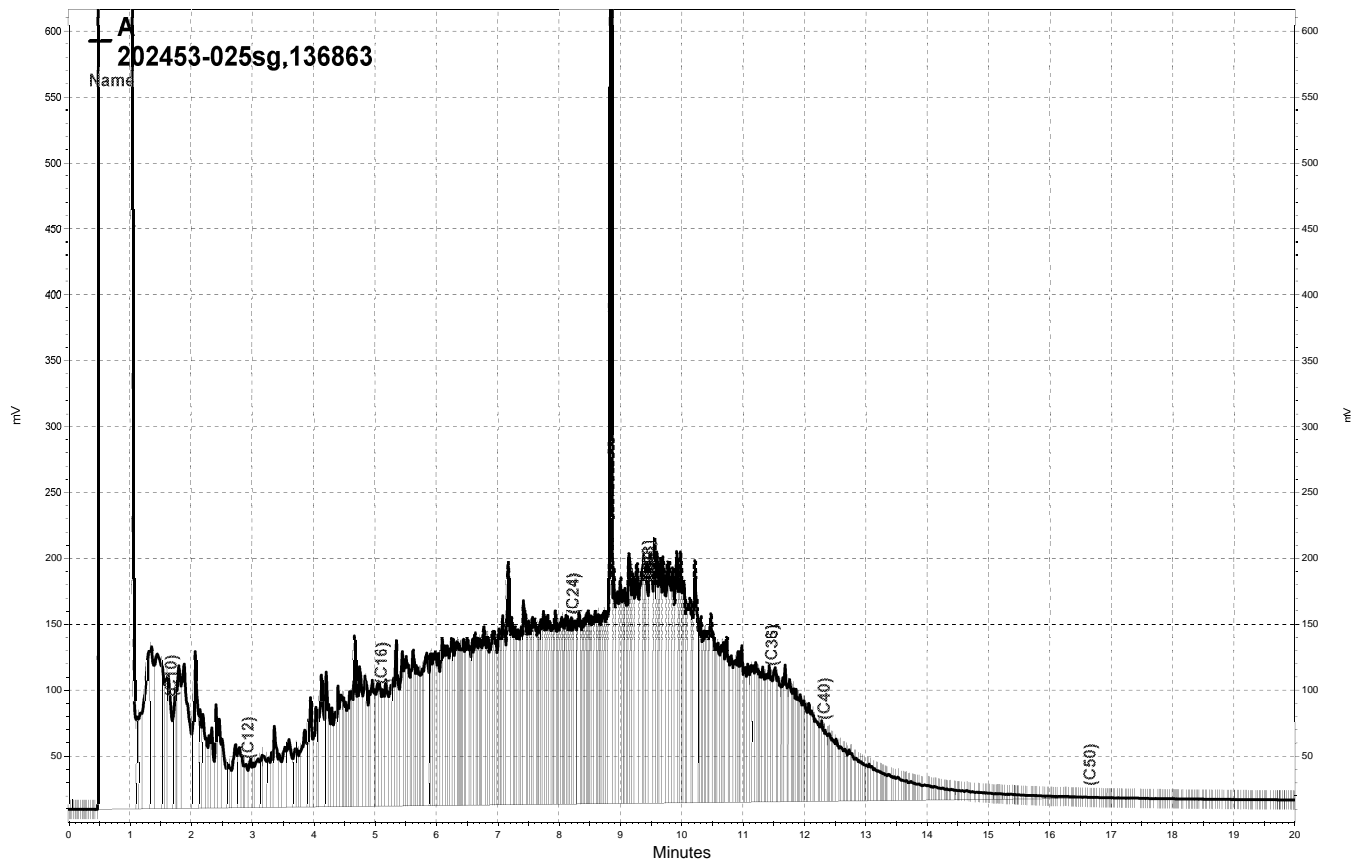
Y= Sample exhibits chromatographic pattern which does not resemble standard
 ND= Not Detected
 RL= Reporting Limit
 Page 1 of 1



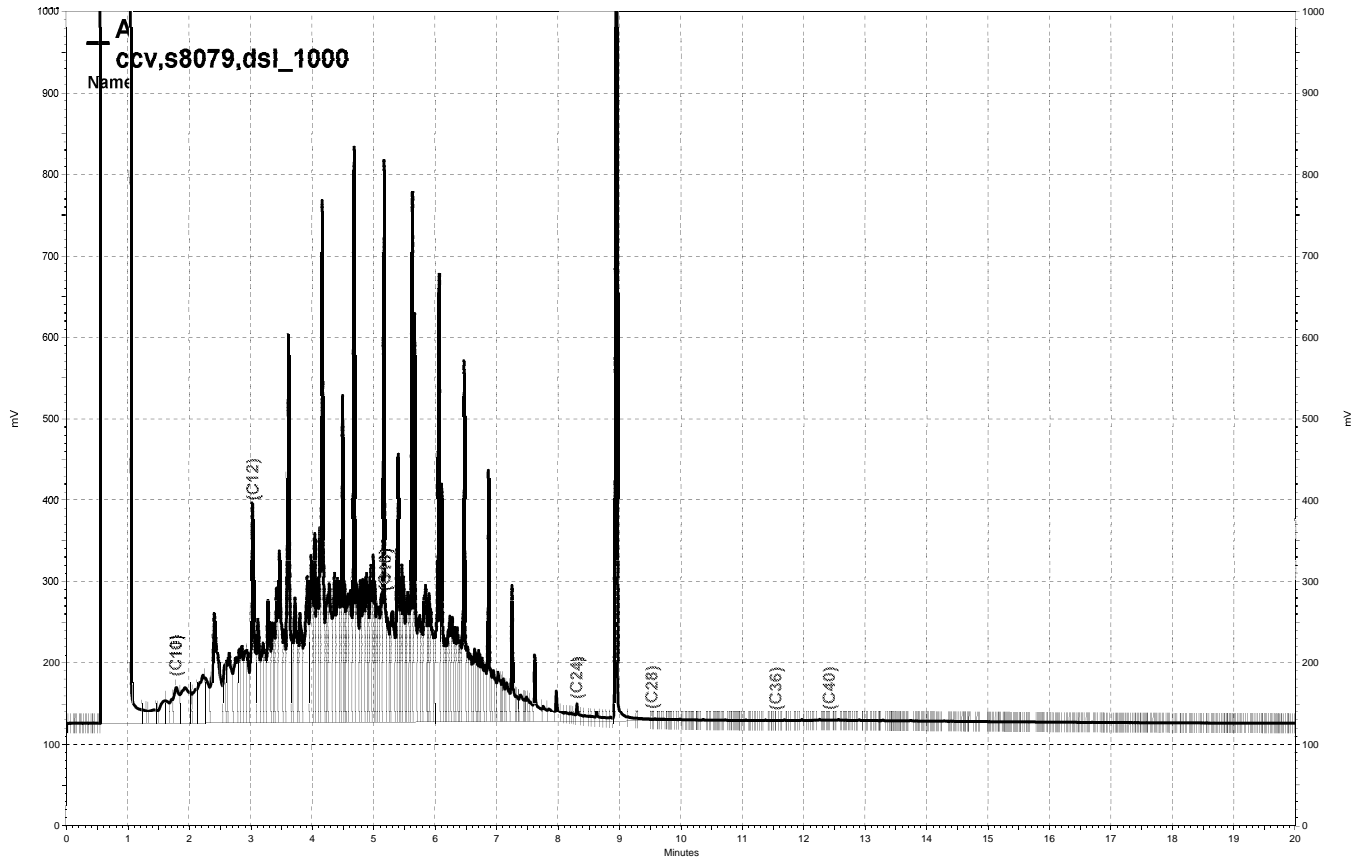
\\Lims\gdrive\ezchrom\Projects\GC11A\Data\105a011, A



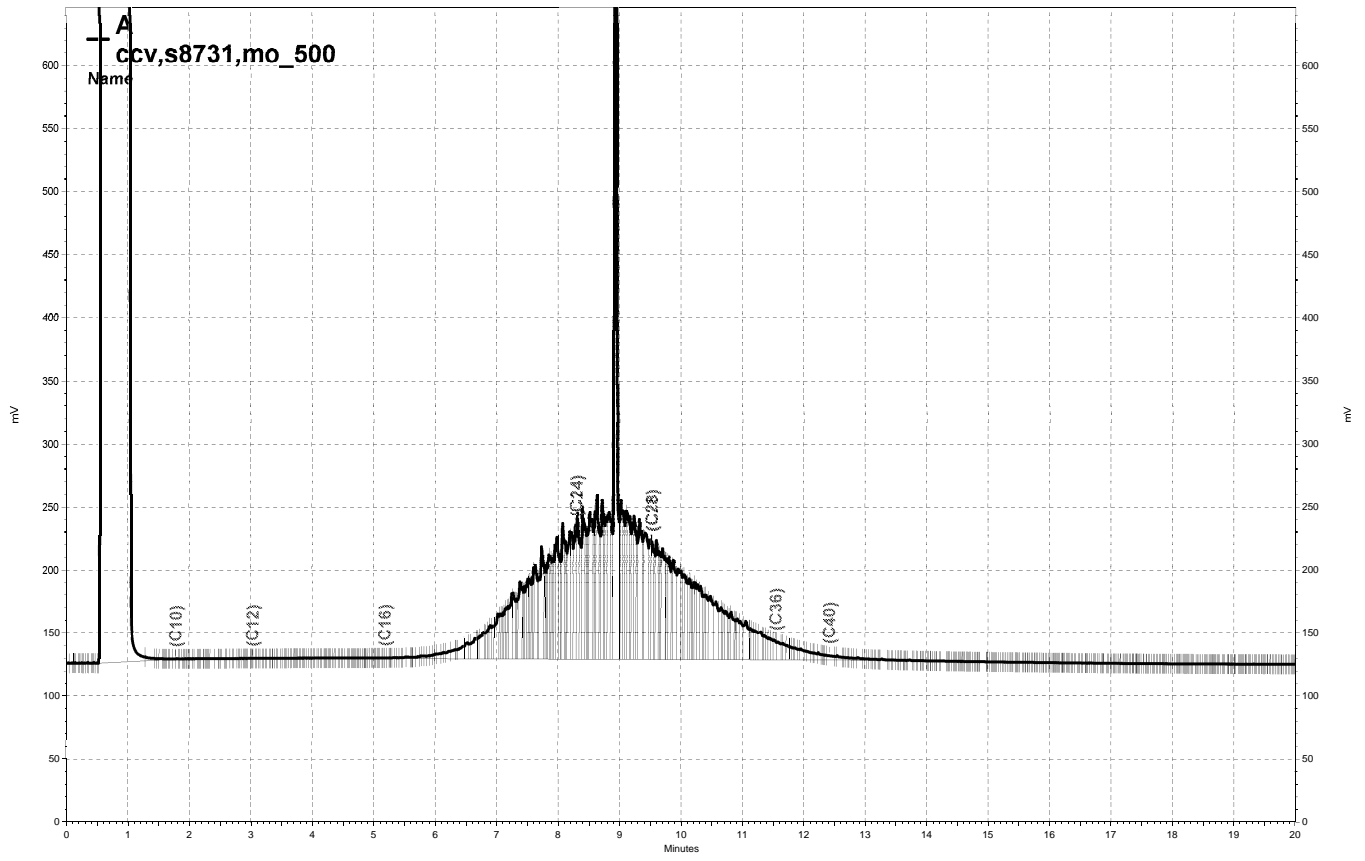
\\Lims\gdrive\ezchrom\Projects\GC17A\Data\102a108, A



\\Lims\gdrive\ezchrom\Projects\GC17A\Data\102a109, A



\\Lims\gdrive\ezchrom\Projects\GC11A\Data\104a017, A



— \\Lims\gdrive\ezchrom\Projects\GC11A\Data\104a018, A

Total Extractable Hydrocarbons			
Lab #:	202453	Location:	Learner
Client:	LFR Levine Fricke	Analysis:	EPA 8015B
Project#:	001-09466-01		
Matrix:	Soil	Sampled:	04/04/08
Units:	mg/Kg	Received:	04/04/08
Basis:	as received		

Field ID:	LP-10-2FT	Prepared:	04/08/08
Type:	SAMPLE	Analyzed:	04/13/08
Lab ID:	202453-001	Prep:	EPA 3550B
Diln Fac:	3.000	Cleanup Method:	EPA 3630C
Batch#:	136877		

Analyte	Result	RL
Diesel C10-C24	170 Y	3.0
Motor Oil C24-C36	440	15

Surrogate	%REC	Limits
Hexacosane	83	48-128

Field ID:	LP-10-4FT	Prepared:	04/08/08
Type:	SAMPLE	Analyzed:	04/13/08
Lab ID:	202453-002	Prep:	EPA 3550B
Diln Fac:	3.000	Cleanup Method:	EPA 3630C
Batch#:	136877		

Analyte	Result	RL
Diesel C10-C24	160 Y	3.0
Motor Oil C24-C36	440	15

Surrogate	%REC	Limits
Hexacosane	115	48-128

Field ID:	LP-13-2FT	Prepared:	04/08/08
Type:	SAMPLE	Analyzed:	04/12/08
Lab ID:	202453-003	Prep:	EPA 3550B
Diln Fac:	1.000	Cleanup Method:	EPA 3630C
Batch#:	136877		

Analyte	Result	RL
Diesel C10-C24	4.9 Y	0.99
Motor Oil C24-C36	48	5.0

Surrogate	%REC	Limits
Hexacosane	97	48-128

Y= Sample exhibits chromatographic pattern which does not resemble standard
 DO= Diluted Out
 ND= Not Detected
 RL= Reporting Limit

Total Extractable Hydrocarbons			
Lab #:	202453	Location:	Learner
Client:	LFR Levine Fricke	Analysis:	EPA 8015B
Project#:	001-09466-01		
Matrix:	Soil	Sampled:	04/04/08
Units:	mg/Kg	Received:	04/04/08
Basis:	as received		

Field ID:	LP-13-4FT	Prepared:	04/08/08
Type:	SAMPLE	Analyzed:	04/12/08
Lab ID:	202453-004	Prep:	EPA 3550B
Diln Fac:	1.000	Cleanup Method:	EPA 3630C
Batch#:	136877		

Analyte	Result	RL
Diesel C10-C24	ND	1.0
Motor Oil C24-C36	ND	5.0

Surrogate	%REC	Limits
Hexacosane	87	48-128

Field ID:	LP-6-2FT	Prepared:	04/08/08
Type:	SAMPLE	Analyzed:	04/15/08
Lab ID:	202453-006	Prep:	EPA 3550B
Diln Fac:	3.000	Cleanup Method:	EPA 3630C
Batch#:	136877		

Analyte	Result	RL
Diesel C10-C24	160 Y	3.0
Motor Oil C24-C36	760	15

Surrogate	%REC	Limits
Hexacosane	74	48-128

Field ID:	LP-6-4FT	Prepared:	04/08/08
Type:	SAMPLE	Analyzed:	04/12/08
Lab ID:	202453-007	Prep:	EPA 3550B
Diln Fac:	1.000	Cleanup Method:	EPA 3630C
Batch#:	136877		

Analyte	Result	RL
Diesel C10-C24	41 Y	0.99
Motor Oil C24-C36	110	5.0

Surrogate	%REC	Limits
Hexacosane	103	48-128

Y= Sample exhibits chromatographic pattern which does not resemble standard
 DO= Diluted Out
 ND= Not Detected
 RL= Reporting Limit

Total Extractable Hydrocarbons			
Lab #:	202453	Location:	Learner
Client:	LFR Levine Fricke	Analysis:	EPA 8015B
Project#:	001-09466-01		
Matrix:	Soil	Sampled:	04/04/08
Units:	mg/Kg	Received:	04/04/08
Basis:	as received		

Field ID:	LP-7-2FT	Prepared:	04/08/08
Type:	SAMPLE	Analyzed:	04/12/08
Lab ID:	202453-009	Prep:	EPA 3550B
Diln Fac:	3.000	Cleanup Method:	EPA 3630C
Batch#:	136877		

Analyte	Result	RL
Diesel C10-C24	120 Y	3.0
Motor Oil C24-C36	400	15

Surrogate	%REC	Limits
Hexacosane	86	48-128

Field ID:	LP-7-4FT	Prepared:	04/08/08
Type:	SAMPLE	Analyzed:	04/12/08
Lab ID:	202453-010	Prep:	EPA 3550B
Diln Fac:	1.000	Cleanup Method:	EPA 3630C
Batch#:	136877		

Analyte	Result	RL
Diesel C10-C24	ND	0.99
Motor Oil C24-C36	ND	5.0

Surrogate	%REC	Limits
Hexacosane	103	48-128

Field ID:	LP-8-2FT	Prepared:	04/09/08
Type:	SAMPLE	Analyzed:	04/13/08
Lab ID:	202453-011	Prep:	SHAKER TABLE
Diln Fac:	5.000	Cleanup Method:	EPA 3630C
Batch#:	136880		

Analyte	Result	RL
Diesel C10-C24	160 Y	5.0
Motor Oil C24-C36	450	25

Surrogate	%REC	Limits
Hexacosane	103	48-128

Y= Sample exhibits chromatographic pattern which does not resemble standard
 DO= Diluted Out
 ND= Not Detected
 RL= Reporting Limit

Total Extractable Hydrocarbons			
Lab #:	202453	Location:	Learner
Client:	LFR Levine Fricke	Analysis:	EPA 8015B
Project#:	001-09466-01		
Matrix:	Soil	Sampled:	04/04/08
Units:	mg/Kg	Received:	04/04/08
Basis:	as received		

Field ID:	LP-8-4FT	Prepared:	04/08/08
Type:	SAMPLE	Analyzed:	04/12/08
Lab ID:	202453-012	Prep:	EPA 3550B
Diln Fac:	1.000	Cleanup Method:	EPA 3630C
Batch#:	136877		

Analyte	Result	RL
Diesel C10-C24	340 Y	0.99
Motor Oil C24-C36	730	5.0

Surrogate	%REC	Limits
Hexacosane	60	48-128

Field ID:	LP-5-2FT	Prepared:	04/08/08
Type:	SAMPLE	Analyzed:	04/13/08
Lab ID:	202453-013	Prep:	EPA 3550B
Diln Fac:	1.000	Cleanup Method:	EPA 3630C
Batch#:	136877		

Analyte	Result	RL
Diesel C10-C24	40 Y	1.0
Motor Oil C24-C36	110	5.0

Surrogate	%REC	Limits
Hexacosane	101	48-128

Field ID:	LP-5-4FT	Batch#:	136880
Type:	SAMPLE	Prepared:	04/09/08
Lab ID:	202453-014	Prep:	SHAKER TABLE
Diln Fac:	1.000	Cleanup Method:	EPA 3630C

Analyte	Result	RL	Analyzed
Diesel C10-C24	11	1.0	04/15/08
Motor Oil C24-C36	99	5.0	04/16/08

Surrogate	%REC	Limits	Analyzed
Hexacosane	101	48-128	04/15/08

Y= Sample exhibits chromatographic pattern which does not resemble standard
 DO= Diluted Out
 ND= Not Detected
 RL= Reporting Limit

Total Extractable Hydrocarbons			
Lab #:	202453	Location:	Learner
Client:	LFR Levine Fricke	Analysis:	EPA 8015B
Project#:	001-09466-01		
Matrix:	Soil	Sampled:	04/04/08
Units:	mg/Kg	Received:	04/04/08
Basis:	as received		

Field ID:	LP-4-2FT	Prepared:	04/09/08
Type:	SAMPLE	Analyzed:	04/14/08
Lab ID:	202453-015	Prep:	SHAKER TABLE
Diln Fac:	50.00	Cleanup Method:	EPA 3630C
Batch#:	136880		

Analyte	Result	RL
Diesel C10-C24	190 Y	100
Motor Oil C24-C36	2,600	500

Surrogate	%REC	Limits
Hexacosane	DO	48-128

Field ID:	LP-4-4FT	Batch#:	136880
Type:	SAMPLE	Prepared:	04/09/08
Lab ID:	202453-016	Prep:	SHAKER TABLE
Diln Fac:	1.000	Cleanup Method:	EPA 3630C

Analyte	Result	RL	Analyzed
Diesel C10-C24	7.5	0.99	04/15/08
Motor Oil C24-C36	51	5.0	04/16/08

Surrogate	%REC	Limits	Analyzed
Hexacosane	98	48-128	04/15/08

Field ID:	LP-11-2FT	Prepared:	04/09/08
Type:	SAMPLE	Analyzed:	04/15/08
Lab ID:	202453-017	Prep:	SHAKER TABLE
Diln Fac:	25.00	Cleanup Method:	EPA 3630C
Batch#:	136880		

Analyte	Result	RL
Diesel C10-C24	350 Y	25
Motor Oil C24-C36	1,500	120

Surrogate	%REC	Limits
Hexacosane	DO	48-128

Y= Sample exhibits chromatographic pattern which does not resemble standard
 DO= Diluted Out
 ND= Not Detected
 RL= Reporting Limit

Total Extractable Hydrocarbons			
Lab #:	202453	Location:	Learner
Client:	LFR Levine Fricke	Analysis:	EPA 8015B
Project#:	001-09466-01		
Matrix:	Soil	Sampled:	04/04/08
Units:	mg/Kg	Received:	04/04/08
Basis:	as received		

Field ID:	LP-11-4FT	Prepared:	04/09/08
Type:	SAMPLE	Analyzed:	04/15/08
Lab ID:	202453-018	Prep:	SHAKER TABLE
Diln Fac:	10.00	Cleanup Method:	EPA 3630C
Batch#:	136880		

Analyte	Result	RL
Diesel C10-C24	100 Y	9.9
Motor Oil C24-C36	660	50

Surrogate	%REC	Limits
Hexacosane	DO	48-128

Field ID:	LP-9-1FT	Prepared:	04/09/08
Type:	SAMPLE	Analyzed:	04/17/08
Lab ID:	202453-019	Prep:	SHAKER TABLE
Diln Fac:	25.00	Cleanup Method:	EPA 3630C
Batch#:	136880		

Analyte	Result	RL
Diesel C10-C24	920 Y	25
Motor Oil C24-C36	2,300	120

Surrogate	%REC	Limits
Hexacosane	DO	48-128

Field ID:	LP-9-4FT	Prepared:	04/09/08
Type:	SAMPLE	Analyzed:	04/18/08
Lab ID:	202453-020	Prep:	SHAKER TABLE
Diln Fac:	10.00	Cleanup Method:	EPA 3630C
Batch#:	136880		

Analyte	Result	RL
Diesel C10-C24	230 Y	10
Motor Oil C24-C36	1,100	50

Surrogate	%REC	Limits
Hexacosane	DO	48-128

Y= Sample exhibits chromatographic pattern which does not resemble standard
 DO= Diluted Out
 ND= Not Detected
 RL= Reporting Limit

Total Extractable Hydrocarbons			
Lab #:	202453	Location:	Learner
Client:	LFR Levine Fricke	Analysis:	EPA 8015B
Project#:	001-09466-01		
Matrix:	Soil	Sampled:	04/04/08
Units:	mg/Kg	Received:	04/04/08
Basis:	as received		

Field ID:	LP-15-1FT	Prepared:	04/09/08
Type:	SAMPLE	Analyzed:	04/18/08
Lab ID:	202453-021	Prep:	SHAKER TABLE
Diln Fac:	20.00	Cleanup Method:	EPA 3630C
Batch#:	136880		

Analyte	Result	RL
Diesel C10-C24	360 Y	20
Motor Oil C24-C36	1,500	99

Surrogate	%REC	Limits
Hexacosane	DO	48-128

Field ID:	LP-15-5FT	Prepared:	04/09/08
Type:	SAMPLE	Analyzed:	04/18/08
Lab ID:	202453-022	Prep:	SHAKER TABLE
Diln Fac:	20.00	Cleanup Method:	EPA 3630C
Batch#:	136880		

Analyte	Result	RL
Diesel C10-C24	330 Y	20
Motor Oil C24-C36	1,300	99

Surrogate	%REC	Limits
Hexacosane	DO	48-128

Field ID:	LP-2-1FT	Prepared:	04/09/08
Type:	SAMPLE	Analyzed:	04/18/08
Lab ID:	202453-023	Prep:	SHAKER TABLE
Diln Fac:	5.000	Cleanup Method:	EPA 3630C
Batch#:	136880		

Analyte	Result	RL
Diesel C10-C24	130 Y	5.0
Motor Oil C24-C36	670	25

Surrogate	%REC	Limits
Hexacosane	90	48-128

Y= Sample exhibits chromatographic pattern which does not resemble standard
 DO= Diluted Out
 ND= Not Detected
 RL= Reporting Limit

Total Extractable Hydrocarbons			
Lab #:	202453	Location:	Learner
Client:	LFR Levine Fricke	Analysis:	EPA 8015B
Project#:	001-09466-01		
Matrix:	Soil	Sampled:	04/04/08
Units:	mg/Kg	Received:	04/04/08
Basis:	as received		

Field ID:	LP-2-5FT	Prepared:	04/09/08
Type:	SAMPLE	Analyzed:	04/18/08
Lab ID:	202453-024	Prep:	SHAKER TABLE
Diln Fac:	3.000	Cleanup Method:	EPA 3630C
Batch#:	136880		

Analyte	Result	RL
Diesel C10-C24	370 Y	3.0
Motor Oil C24-C36	1,000	15

Surrogate	%REC	Limits
Hexacosane	94	48-128

Type:	BLANK	Prepared:	04/08/08
Lab ID:	QC436680	Analyzed:	04/09/08
Diln Fac:	1.000	Prep:	EPA 3550B
Batch#:	136877	Cleanup Method:	EPA 3630C

Analyte	Result	RL
Diesel C10-C24	ND	1.0
Motor Oil C24-C36	ND	5.0

Surrogate	%REC	Limits
Hexacosane	81	48-128

Type:	BLANK	Prepared:	04/09/08
Lab ID:	QC436695	Analyzed:	04/13/08
Diln Fac:	1.000	Prep:	SHAKER TABLE
Batch#:	136880	Cleanup Method:	EPA 3630C

Analyte	Result	RL
Diesel C10-C24	ND	1.0
Motor Oil C24-C36	ND	5.0

Surrogate	%REC	Limits
Hexacosane	93	48-128

Y= Sample exhibits chromatographic pattern which does not resemble standard
 DO= Diluted Out
 ND= Not Detected
 RL= Reporting Limit

Batch QC Report

Total Extractable Hydrocarbons			
Lab #:	202453	Location:	Learner
Client:	LFR Levine Fricke	Prep:	EPA 3550B
Project#:	001-09466-01	Analysis:	EPA 8015B
Type:	LCS	Diln Fac:	1.000
Lab ID:	QC436681	Batch#:	136877
Matrix:	Soil	Prepared:	04/08/08
Units:	mg/Kg	Analyzed:	04/09/08
Basis:	as received		

Cleanup Method: EPA 3630C

Analyte	Spiked	Result	%REC	Limits
Diesel C10-C24	49.82	41.88	84	54-126

Surrogate	%REC	Limits
Hexacosane	70	48-128

Batch QC Report

Total Extractable Hydrocarbons			
Lab #:	202453	Location:	Learner
Client:	LFR Levine Fricke	Prep:	EPA 3550B
Project#:	001-09466-01	Analysis:	EPA 8015B
Field ID:	ZZZZZZZZZZ	Batch#:	136877
MSS Lab ID:	202474-004	Sampled:	04/07/08
Matrix:	Soil	Received:	04/08/08
Units:	mg/Kg	Prepared:	04/08/08
Basis:	as received	Analyzed:	04/11/08
Diln Fac:	1.000		

Type: MS Cleanup Method: EPA 3630C
 Lab ID: QC436682

Analyte	MSS Result	Spiked	Result	%REC	Limits
Diesel C10-C24	1.726	49.96	43.22	83	34-144

Surrogate	%REC	Limits
Hexacosane	83	48-128

Type: MSD Cleanup Method: EPA 3630C
 Lab ID: QC436683

Analyte	Spiked	Result	%REC	Limits	RPD	Lim
Diesel C10-C24	49.80	58.08	113	34-144	30	47

Surrogate	%REC	Limits
Hexacosane	108	48-128

Batch QC Report

Total Extractable Hydrocarbons			
Lab #:	202453	Location:	Learner
Client:	LFR Levine Fricke	Prep:	SHAKER TABLE
Project#:	001-09466-01	Analysis:	EPA 8015B
Type:	LCS	Diln Fac:	1.000
Lab ID:	QC436696	Batch#:	136880
Matrix:	Soil	Prepared:	04/09/08
Units:	mg/Kg	Analyzed:	04/13/08
Basis:	as received		

Cleanup Method: EPA 3630C

Analyte	Spiked	Result	%REC	Limits
Diesel C10-C24	49.77	46.00	92	54-126

Surrogate	%REC	Limits
Hexacosane	88	48-128

Batch QC Report

Total Extractable Hydrocarbons			
Lab #:	202453	Location:	Learner
Client:	LFR Levine Fricke	Prep:	SHAKER TABLE
Project#:	001-09466-01	Analysis:	EPA 8015B
Field ID:	LP-8-2FT	Batch#:	136880
MSS Lab ID:	202453-011	Sampled:	04/04/08
Matrix:	Soil	Received:	04/04/08
Units:	mg/Kg	Prepared:	04/09/08
Basis:	as received	Analyzed:	04/15/08
Diln Fac:	5.000		

Type: MS Cleanup Method: EPA 3630C
 Lab ID: QC436697

Analyte	MSS Result	Spiked	Result	%REC	Limits
Diesel C10-C24	162.9	49.74	196.6	68	34-144

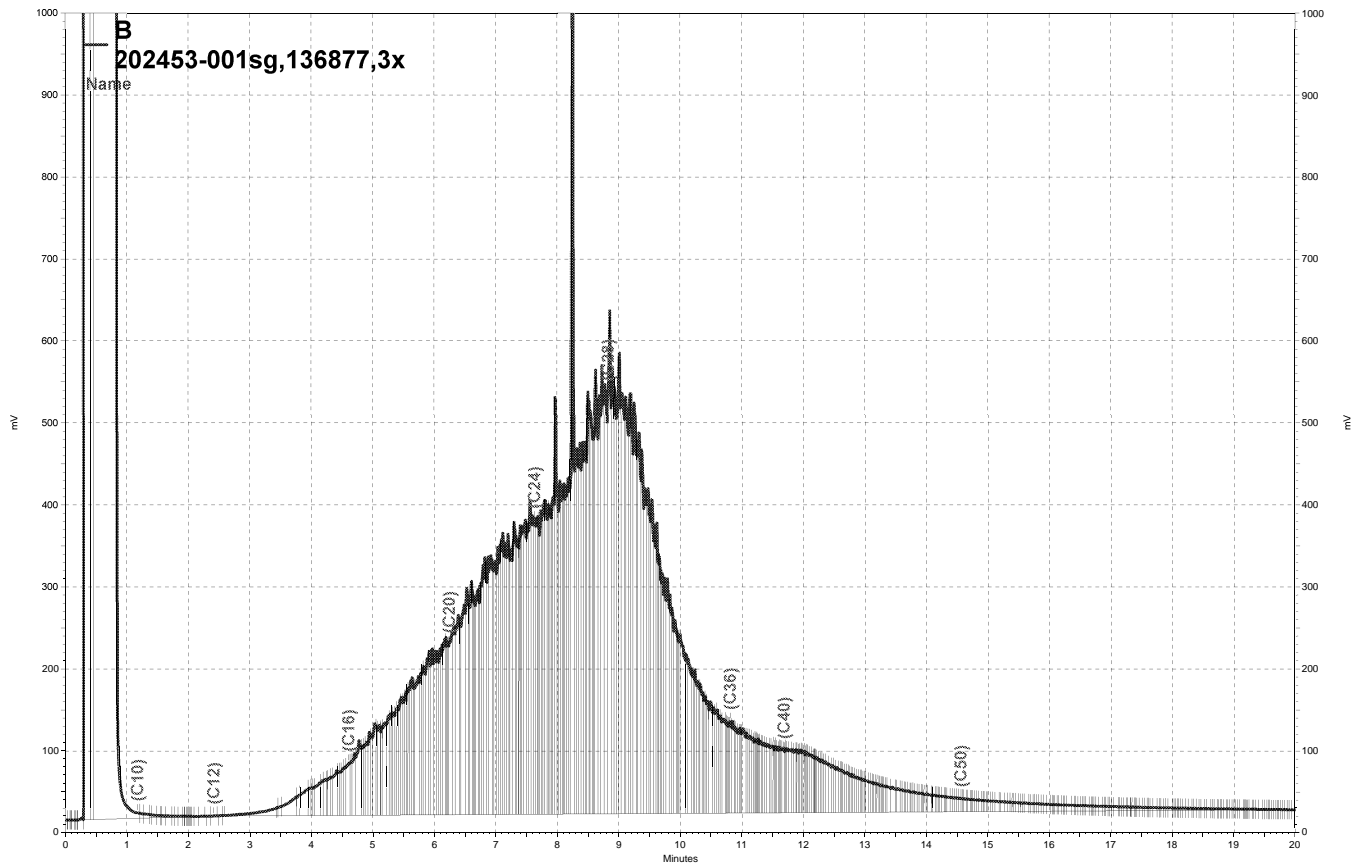
Surrogate	%REC	Limits
Hexacosane	83	48-128

Type: MSD Cleanup Method: EPA 3630C
 Lab ID: QC436698

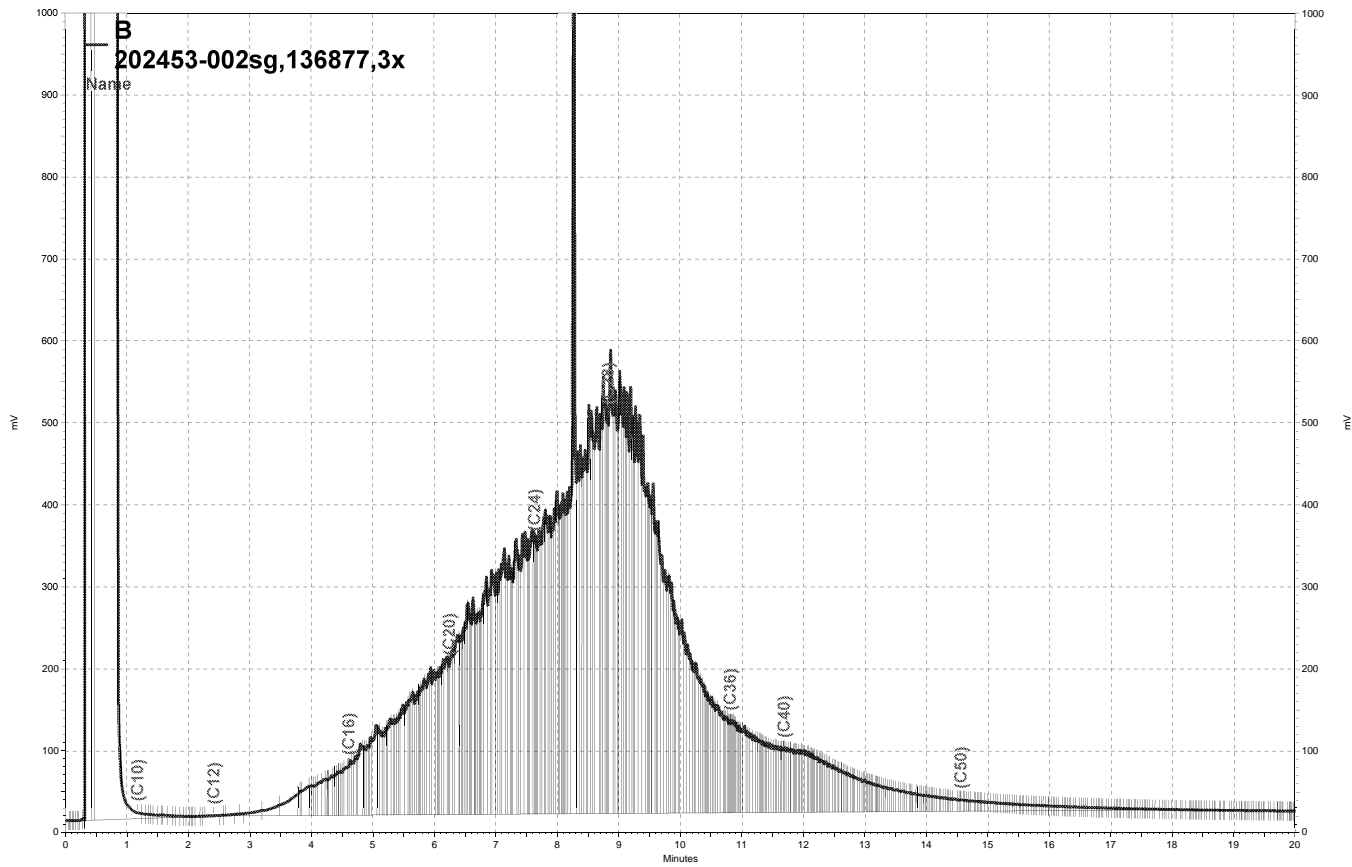
Analyte	Spiked	Result	%REC	Limits	RPD	Lim
Diesel C10-C24	49.71	232.8	141	34-144	17	47

Surrogate	%REC	Limits
Hexacosane	86	48-128

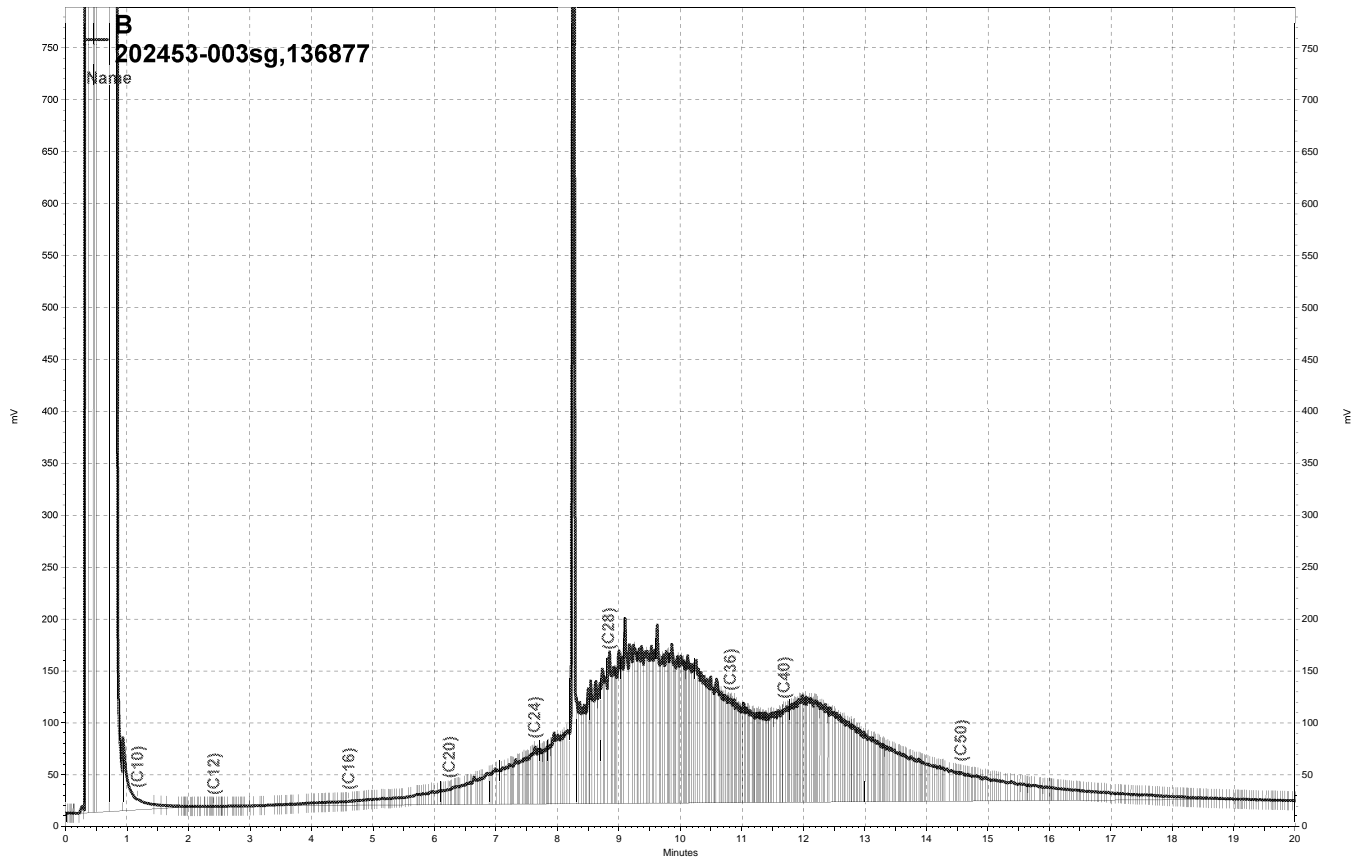
RPD= Relative Percent Difference



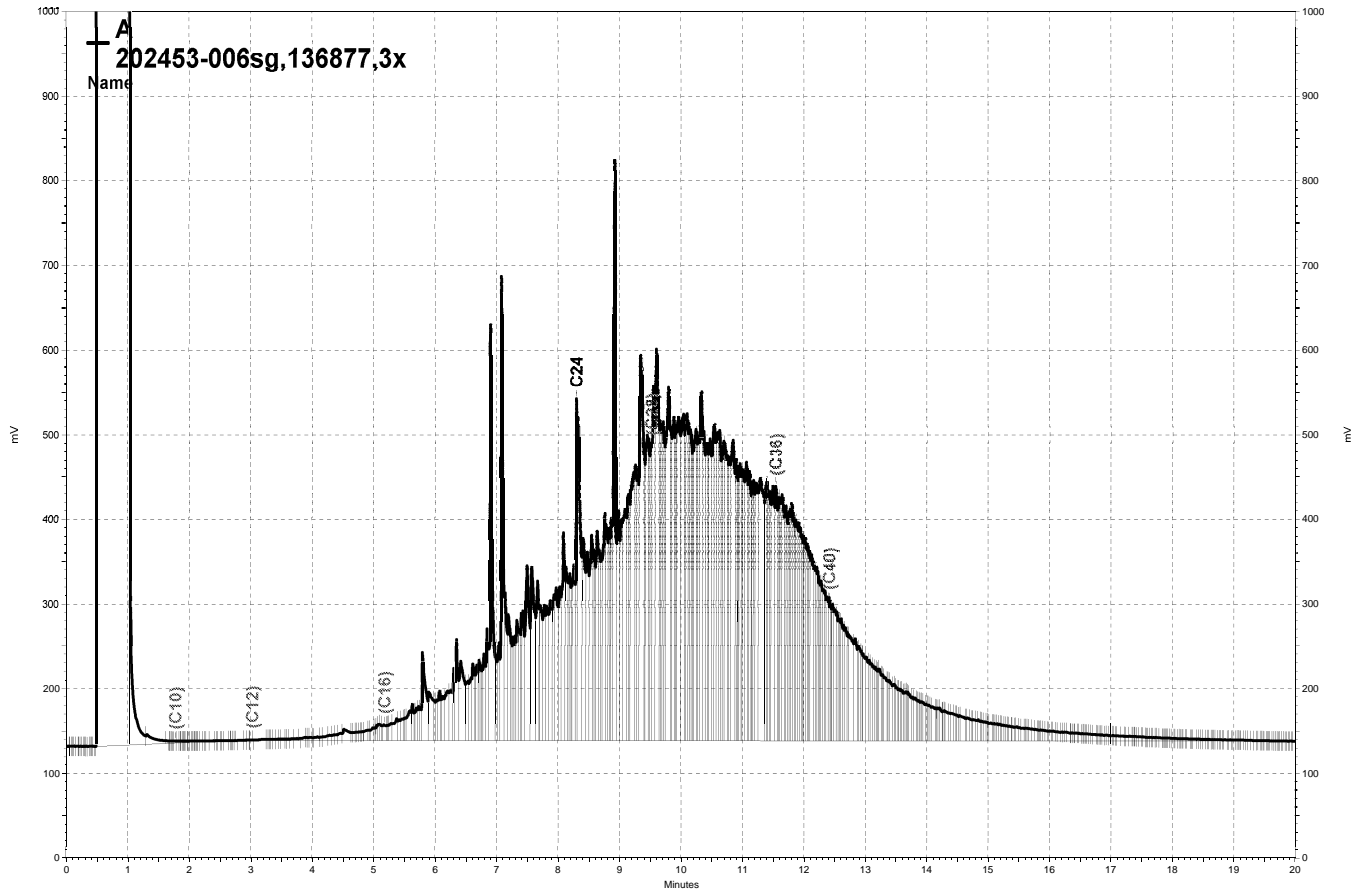
\\Lims\gdrive\ezchrom\Projects\GC14B\Data\101b129, B



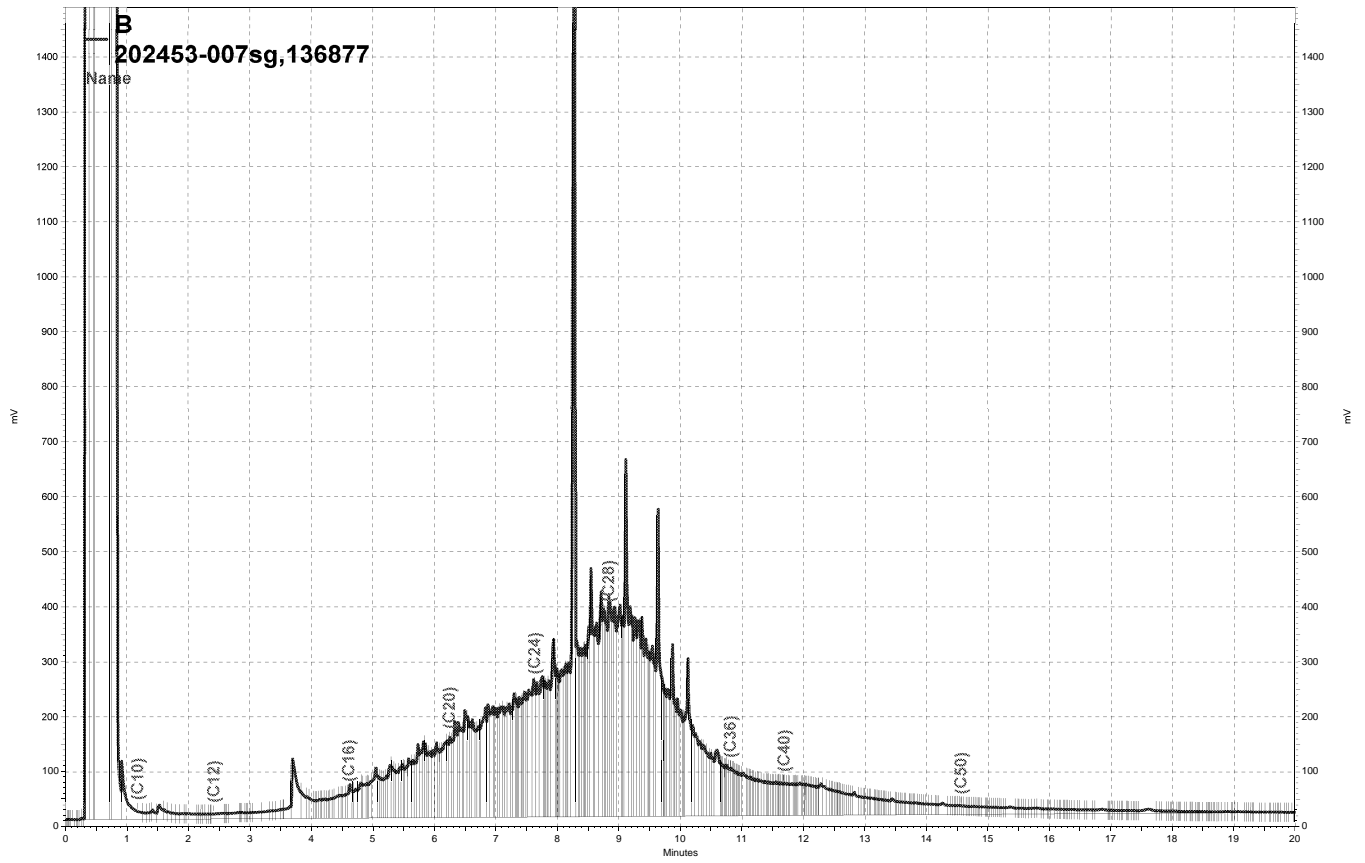
\\Lims\gdrive\ezchrom\Projects\GC14B\Data\101b128, B



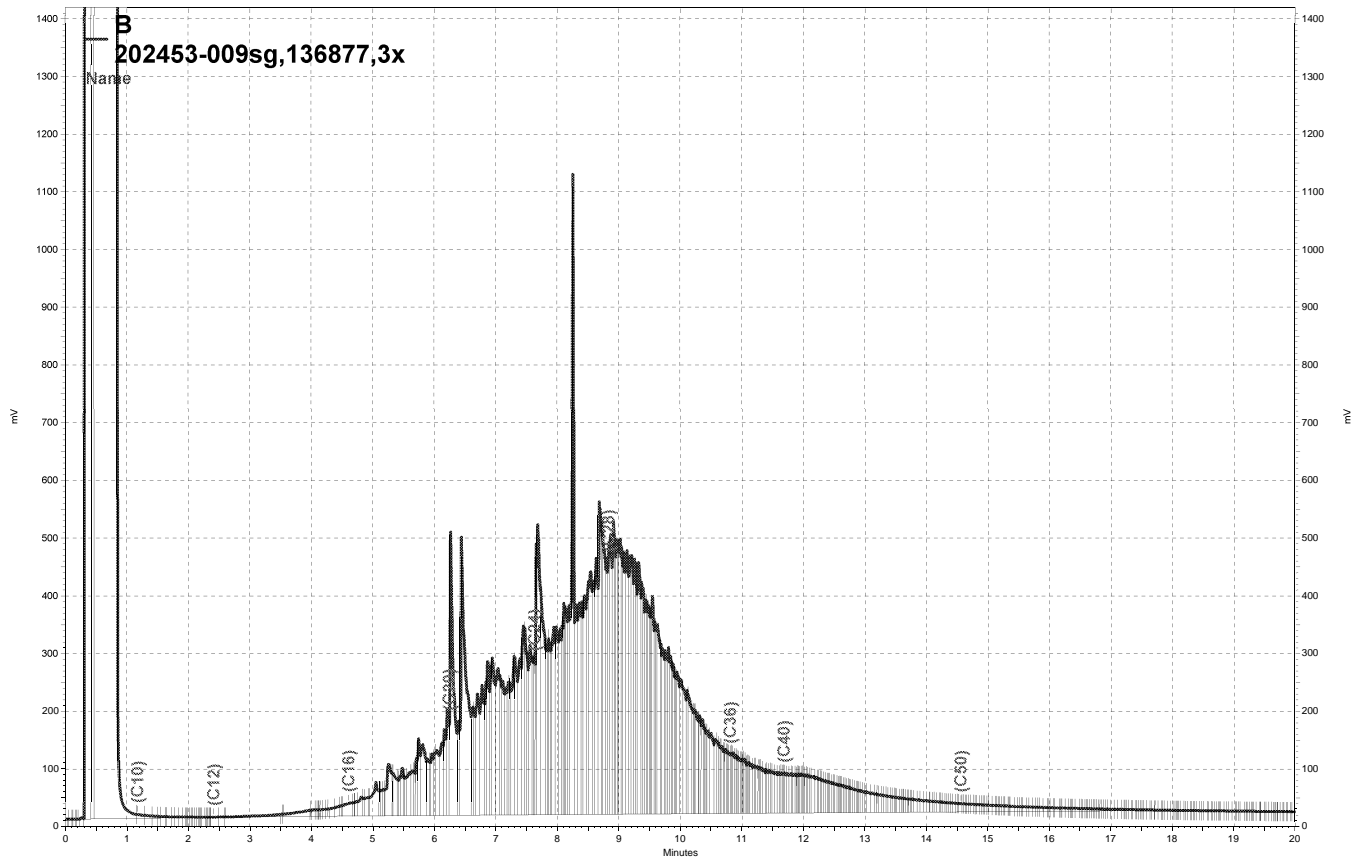
\\Lims\gdrive\ezchrom\Projects\GC14B\Data\101b111, B



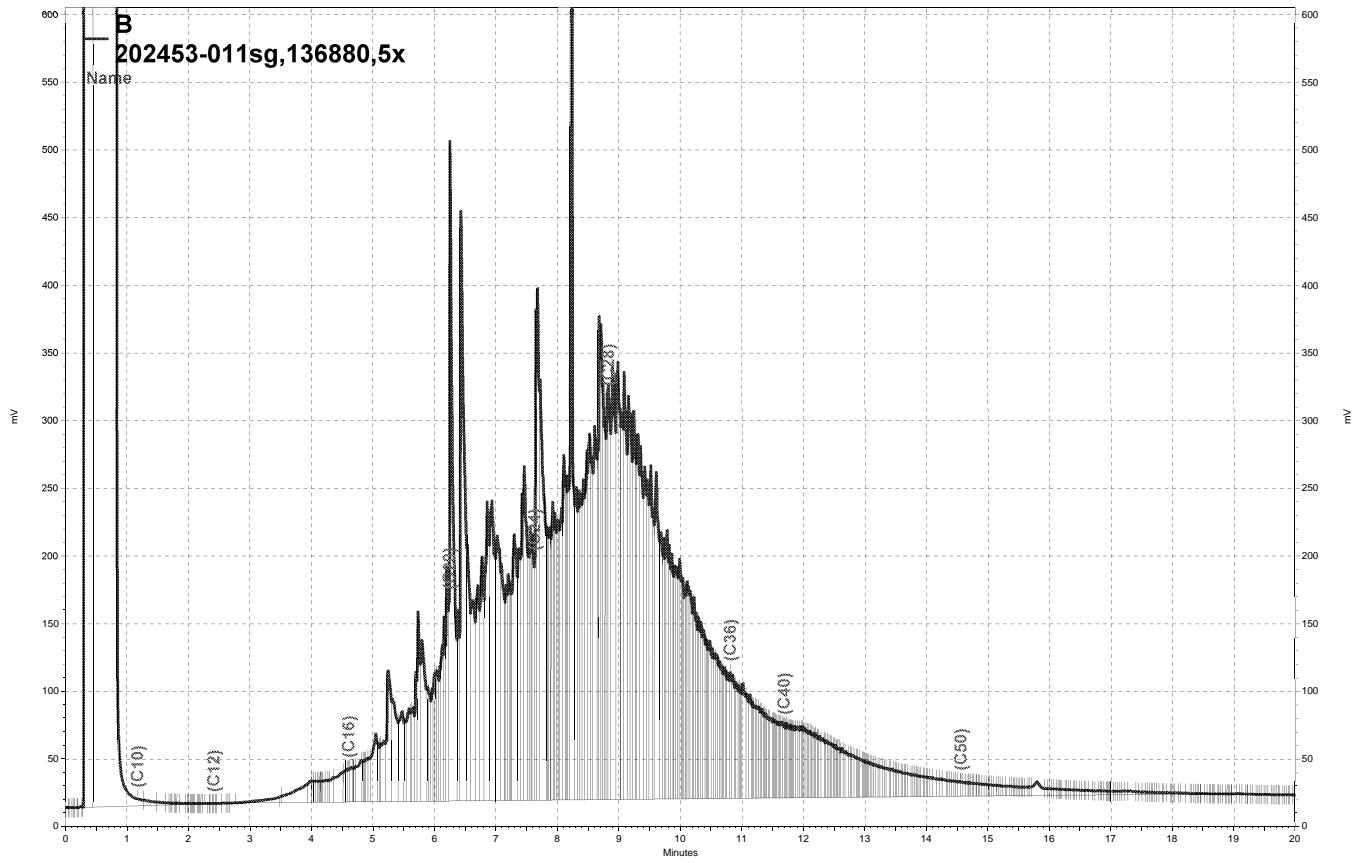
— \\Lims\gdrive\ezchrom\Projects\GC11A\Data\105a012, A



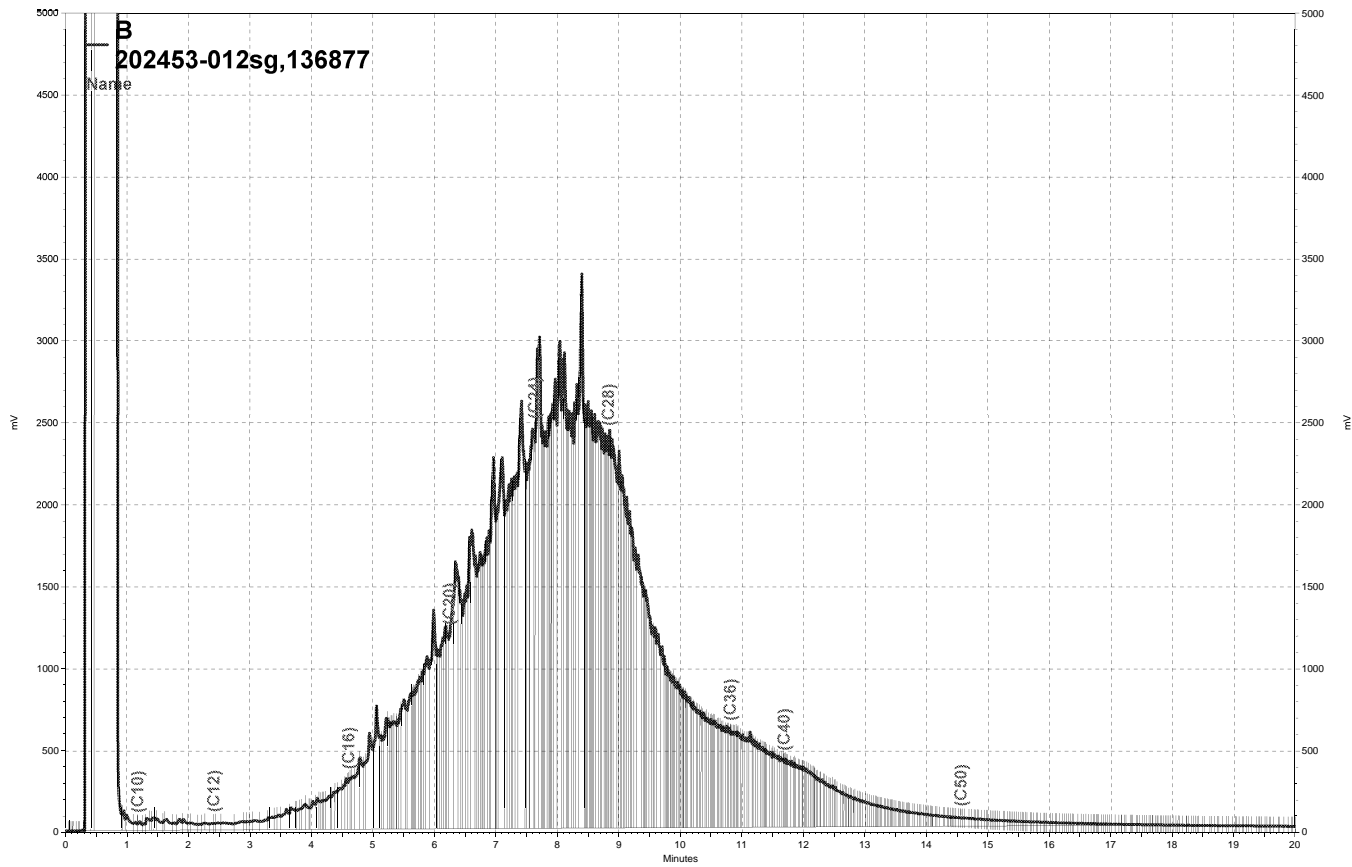
\\Lims\gdrive\ezchrom\Projects\GC14B\Data\101b113, B



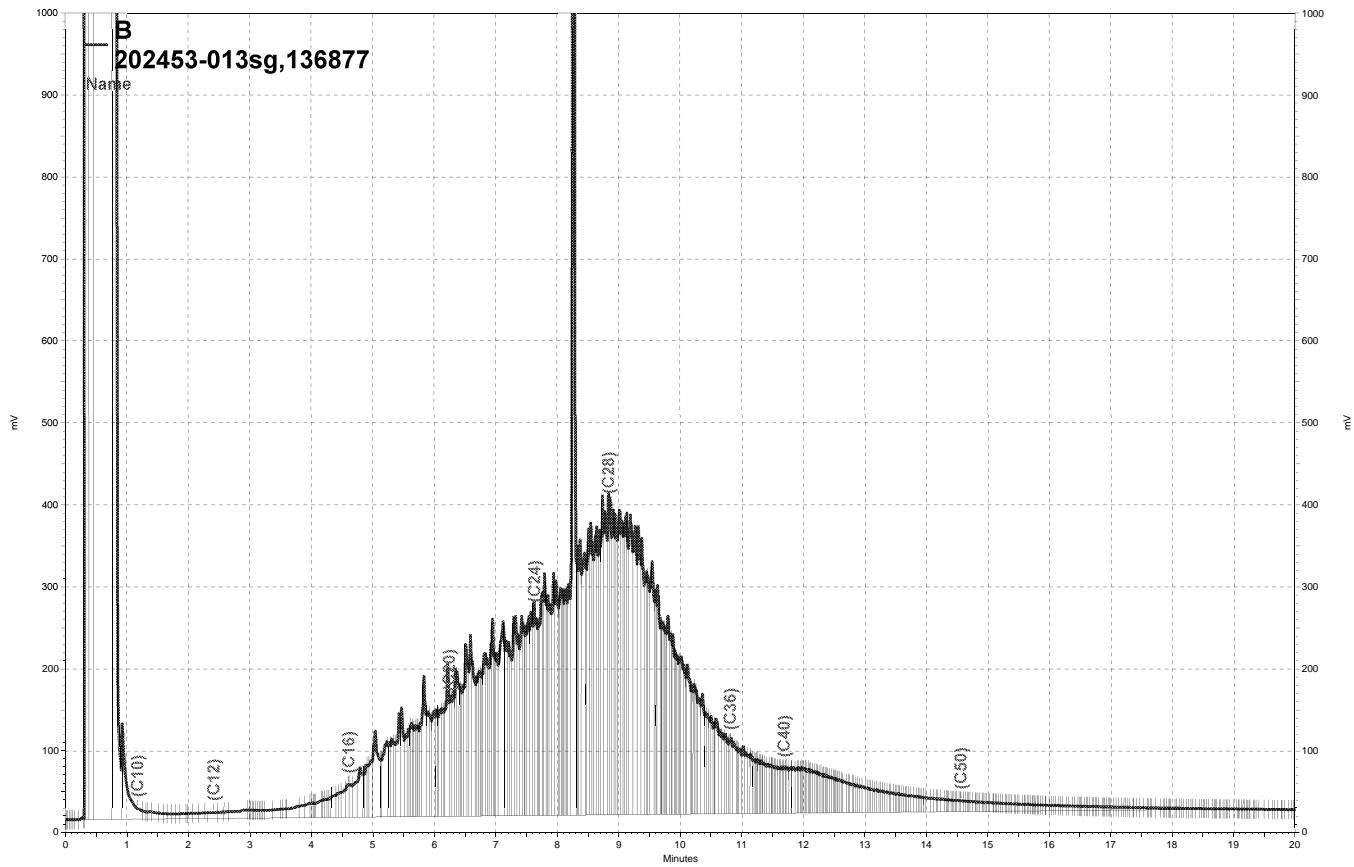
\\Lims\gdrive\ezchrom\Projects\GC14B\Data\101b114, B



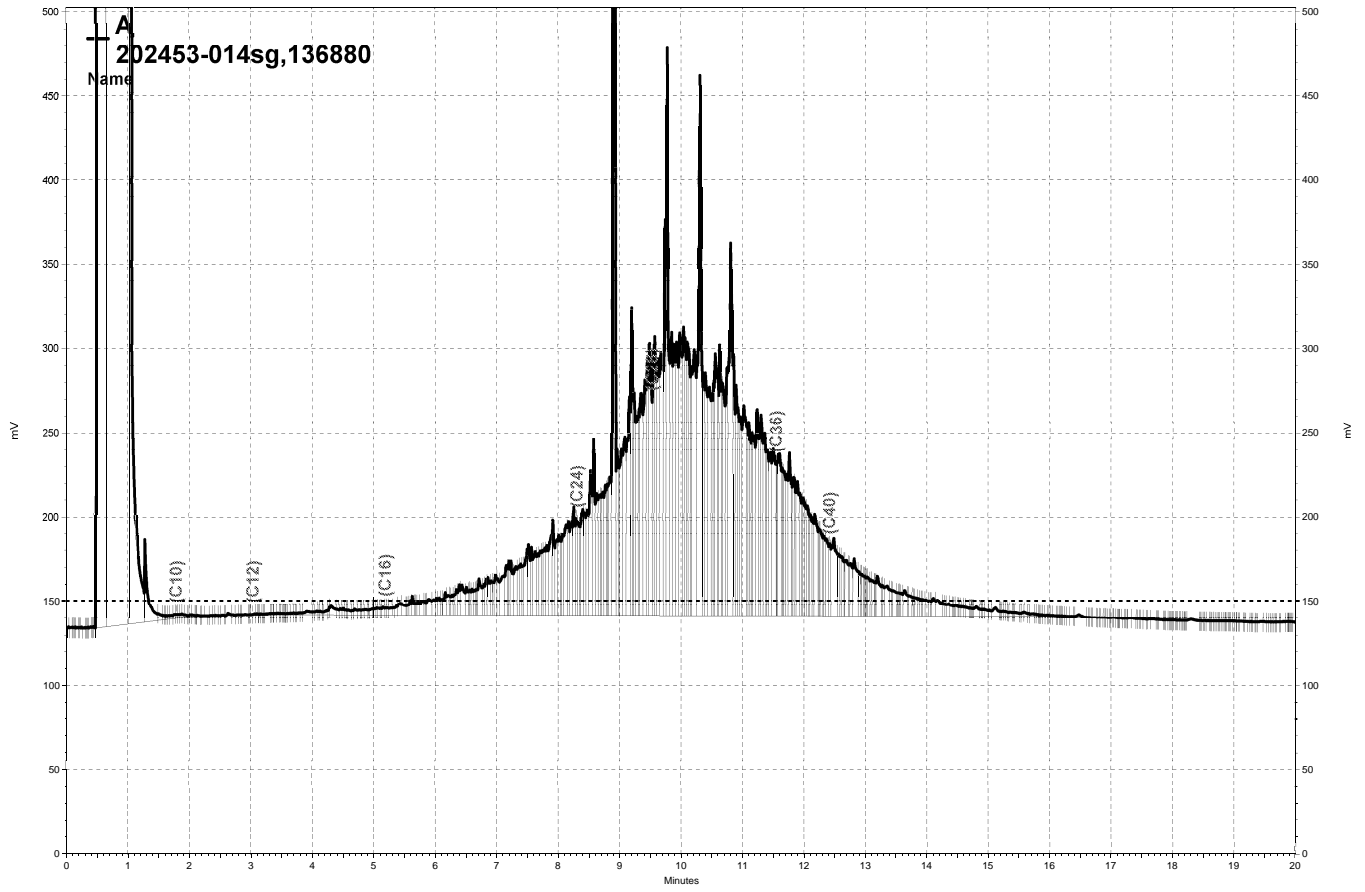
\\Lims\gdrive\ezchrom\Projects\GC14B\Data\101b124, B



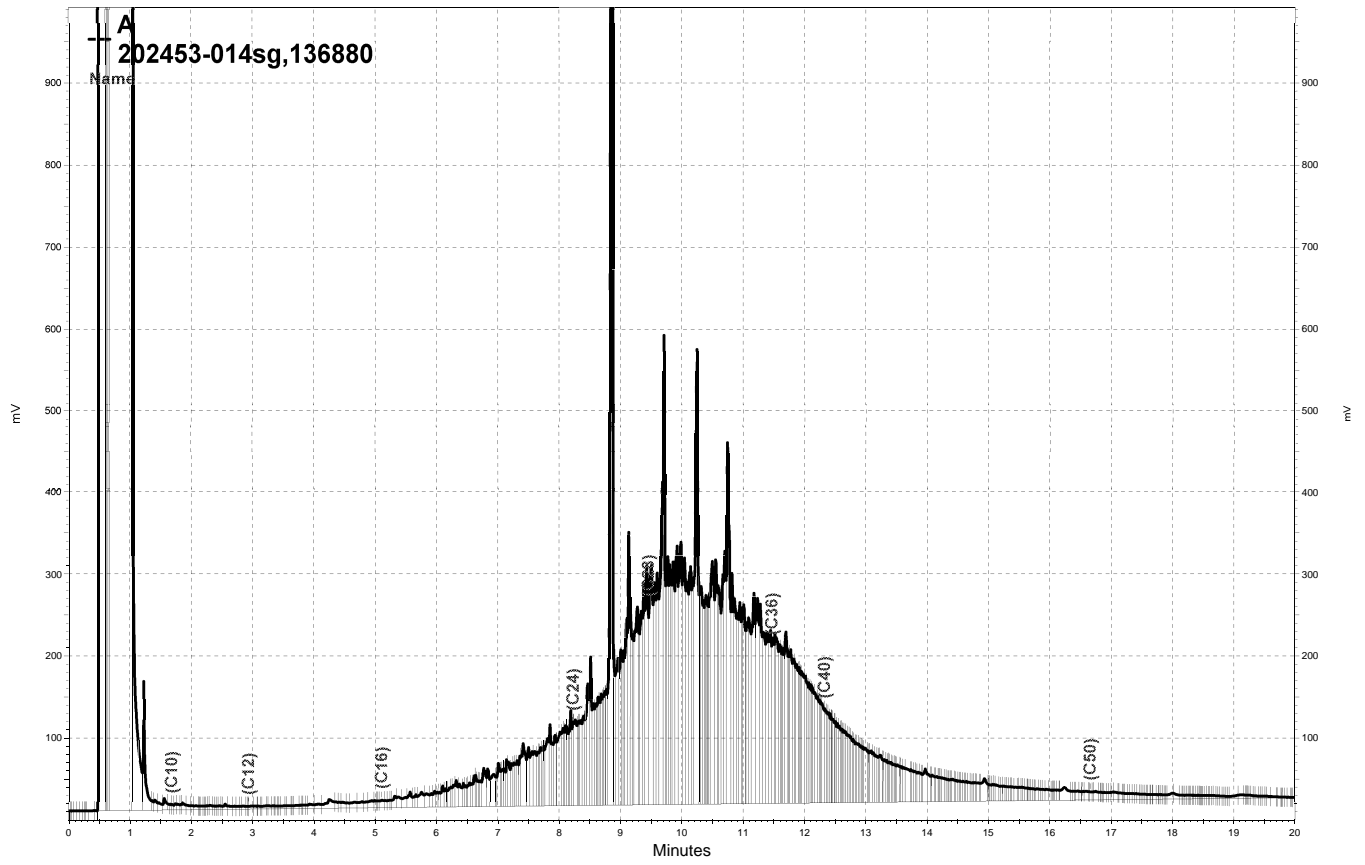
\\Lims\gdrive\ezchrom\Projects\GC14B\Data\101b115, B



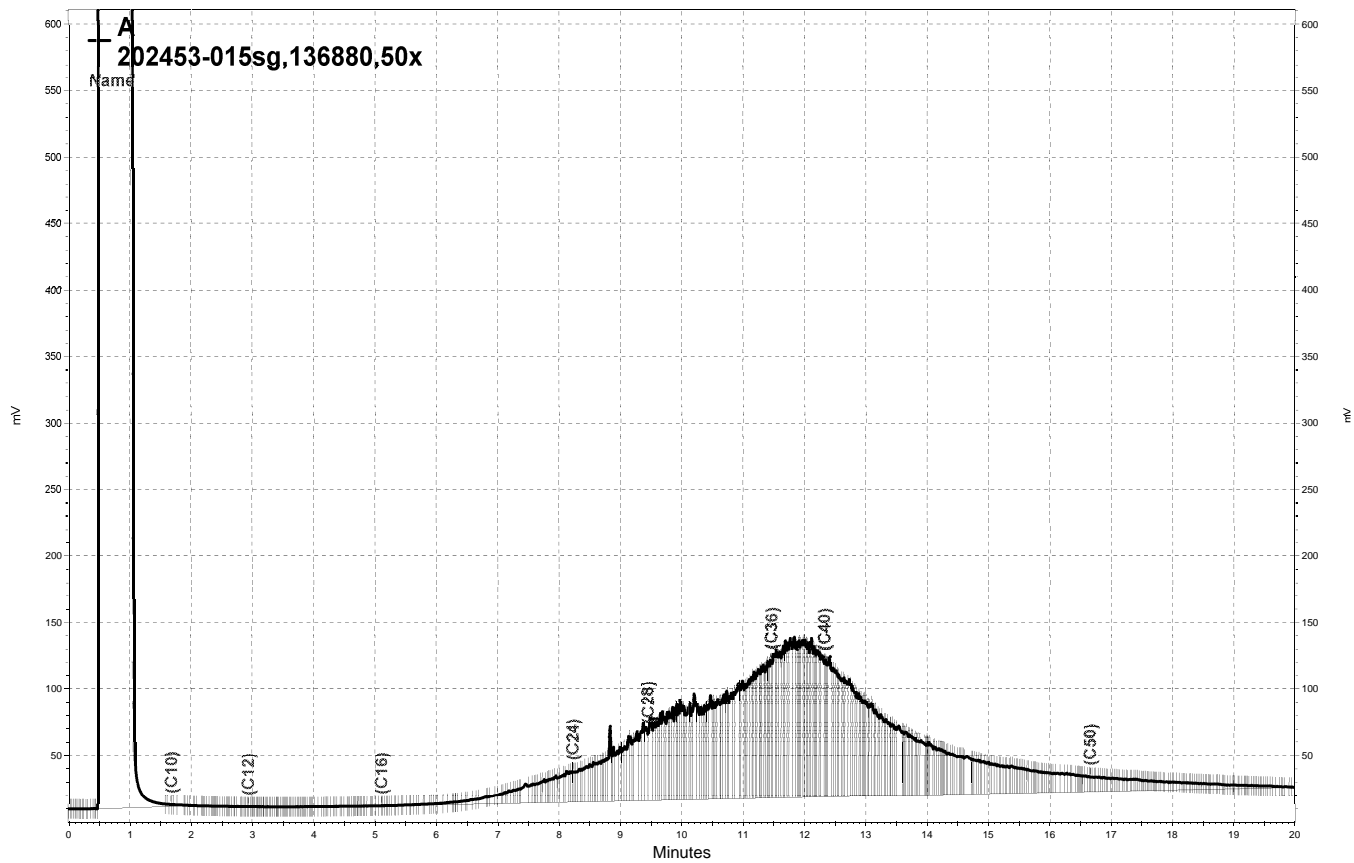
\\Lims\gdrive\ezchrom\Projects\GC14B\Data\101b130, B



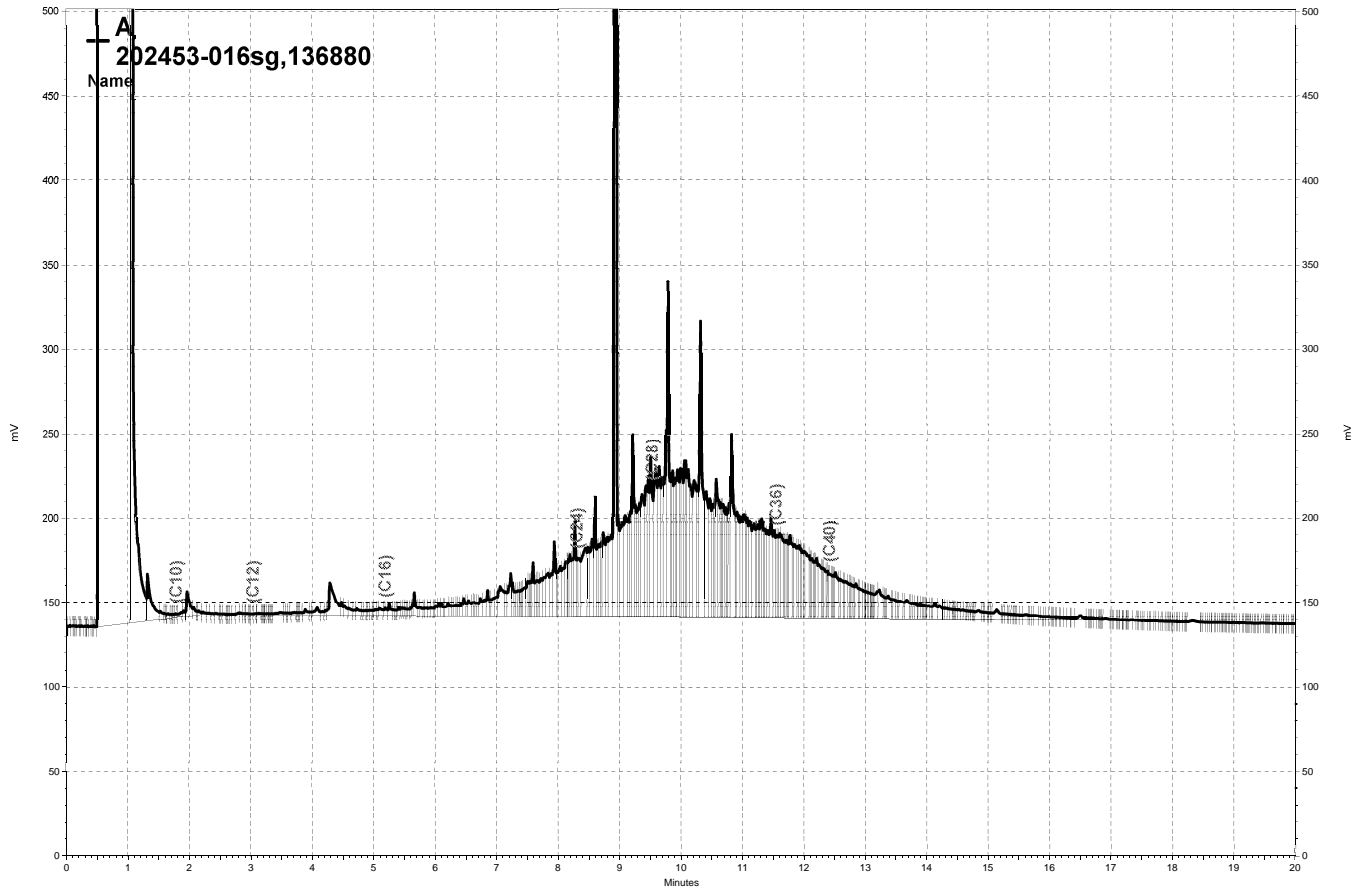
\\Lims\gdrive\ezchrom\Projects\GC11A\Data\105a035, A



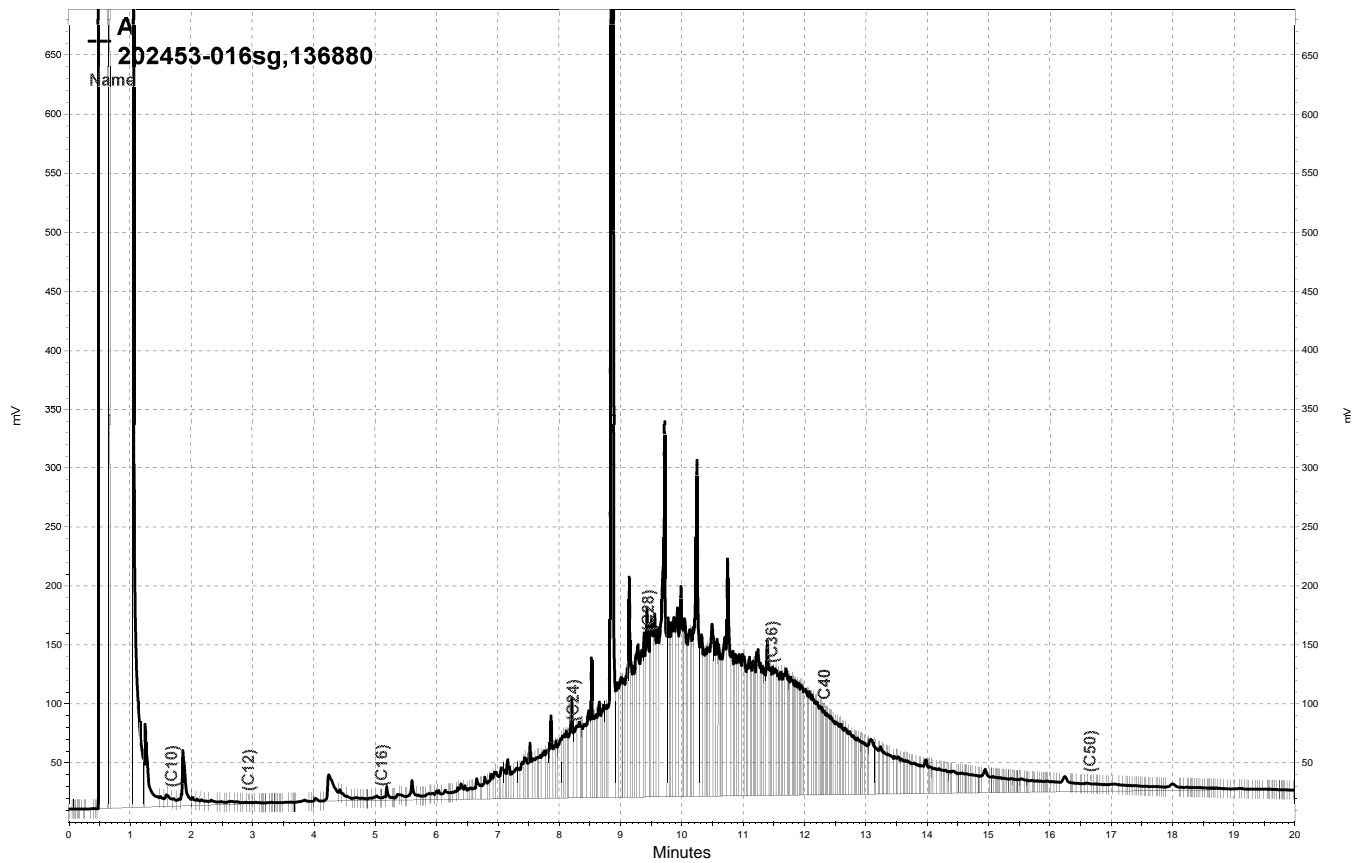
— \\Lims\gdrive\ezchrom\Projects\GC17A\Data\106a028, A



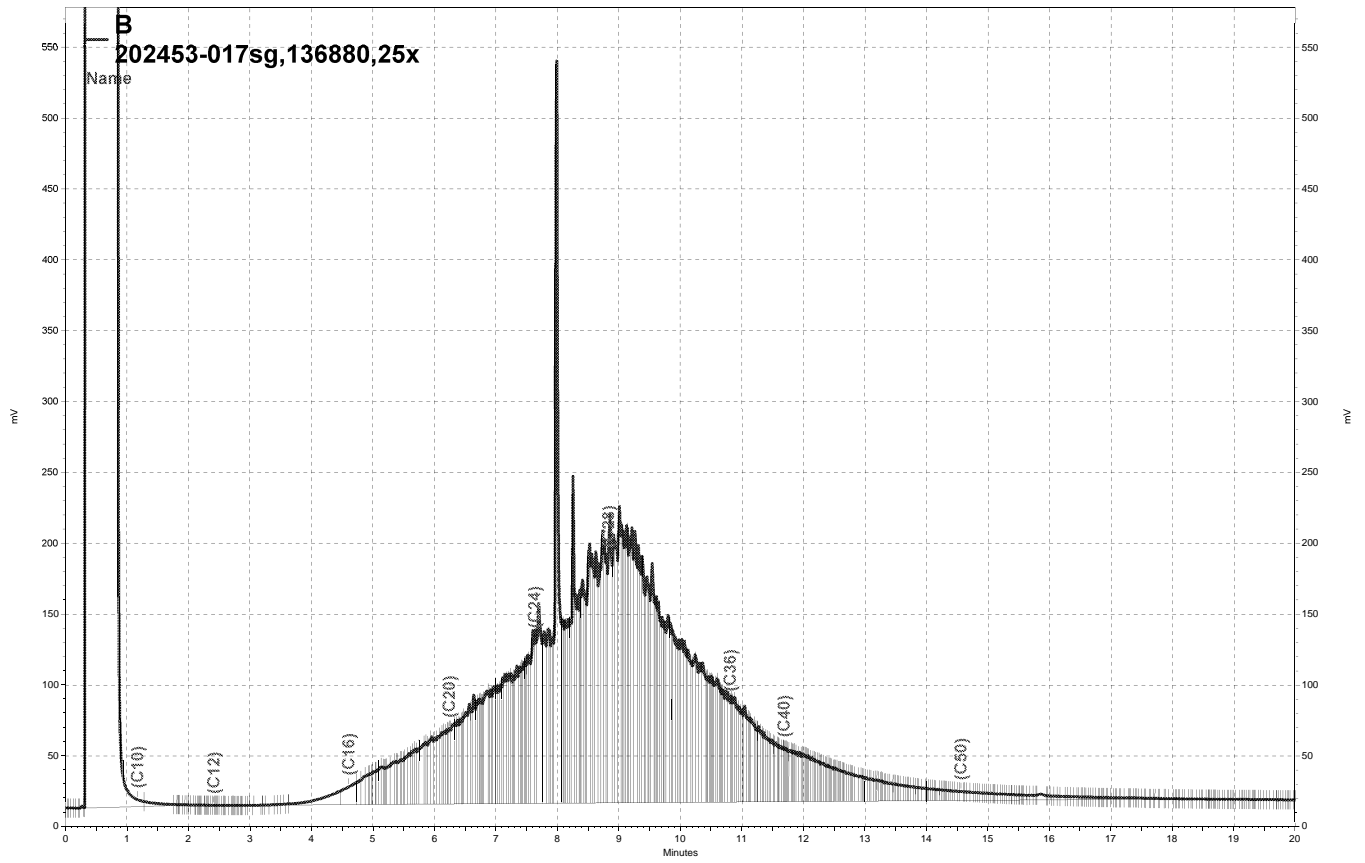
— \\Lims\gdrive\ezchrom\Projects\GC17A\Data\102a078, A



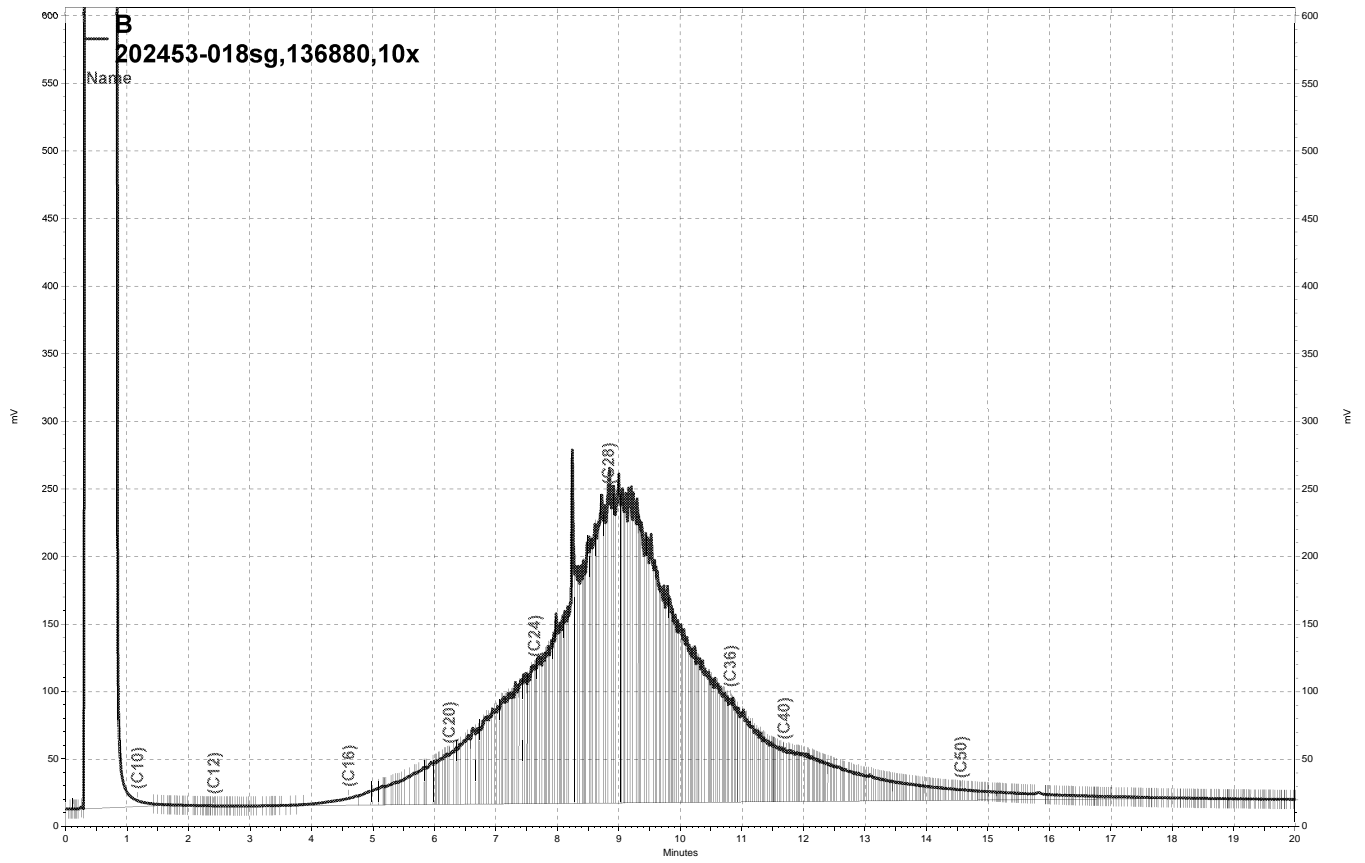
— \\Lims\gdrive\ezchrom\Projects\GC11A\Data\105a034, A



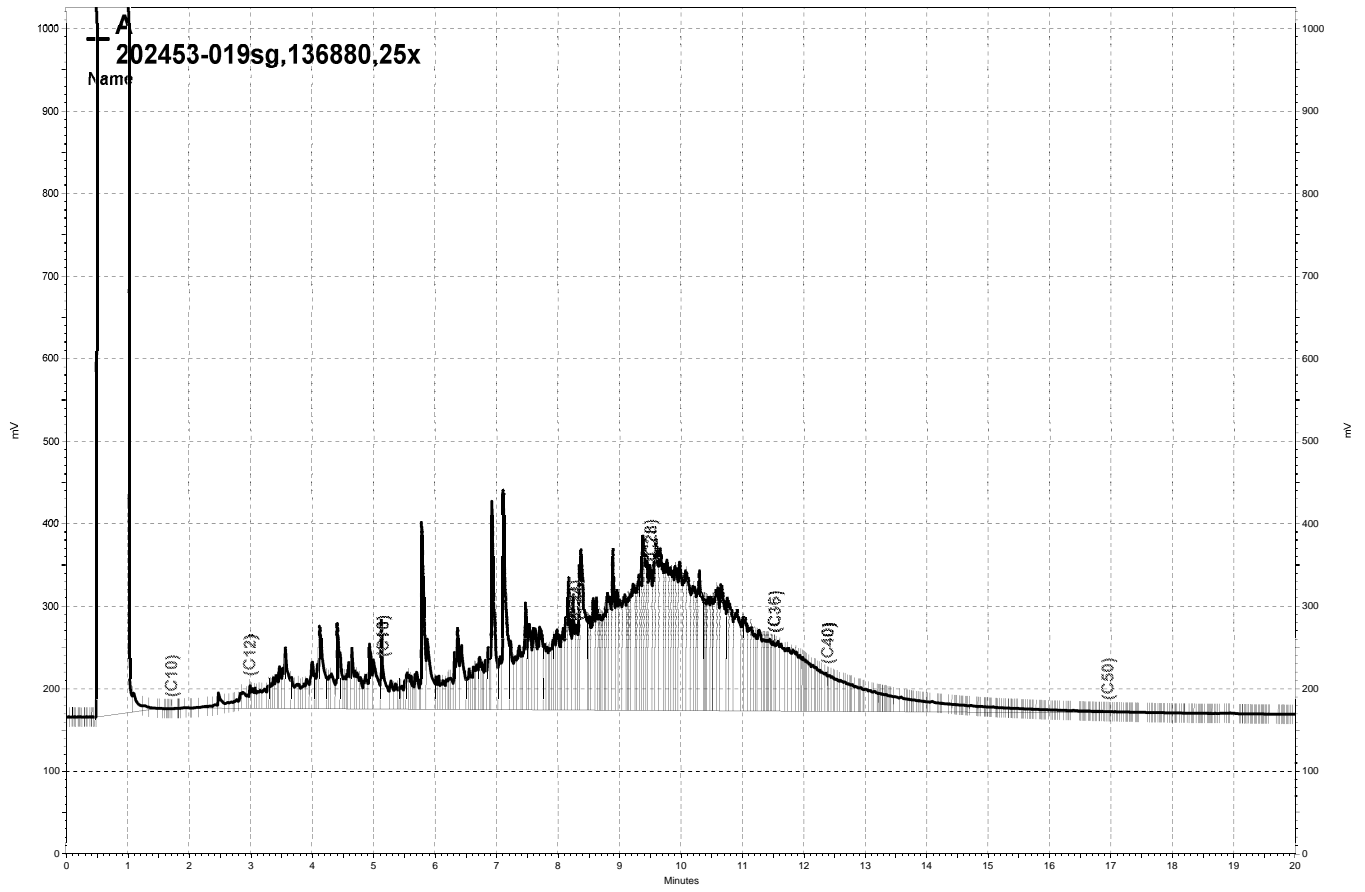
\\Lims\gdrive\ezchrom\Projects\GC17A\Data\106a027, A



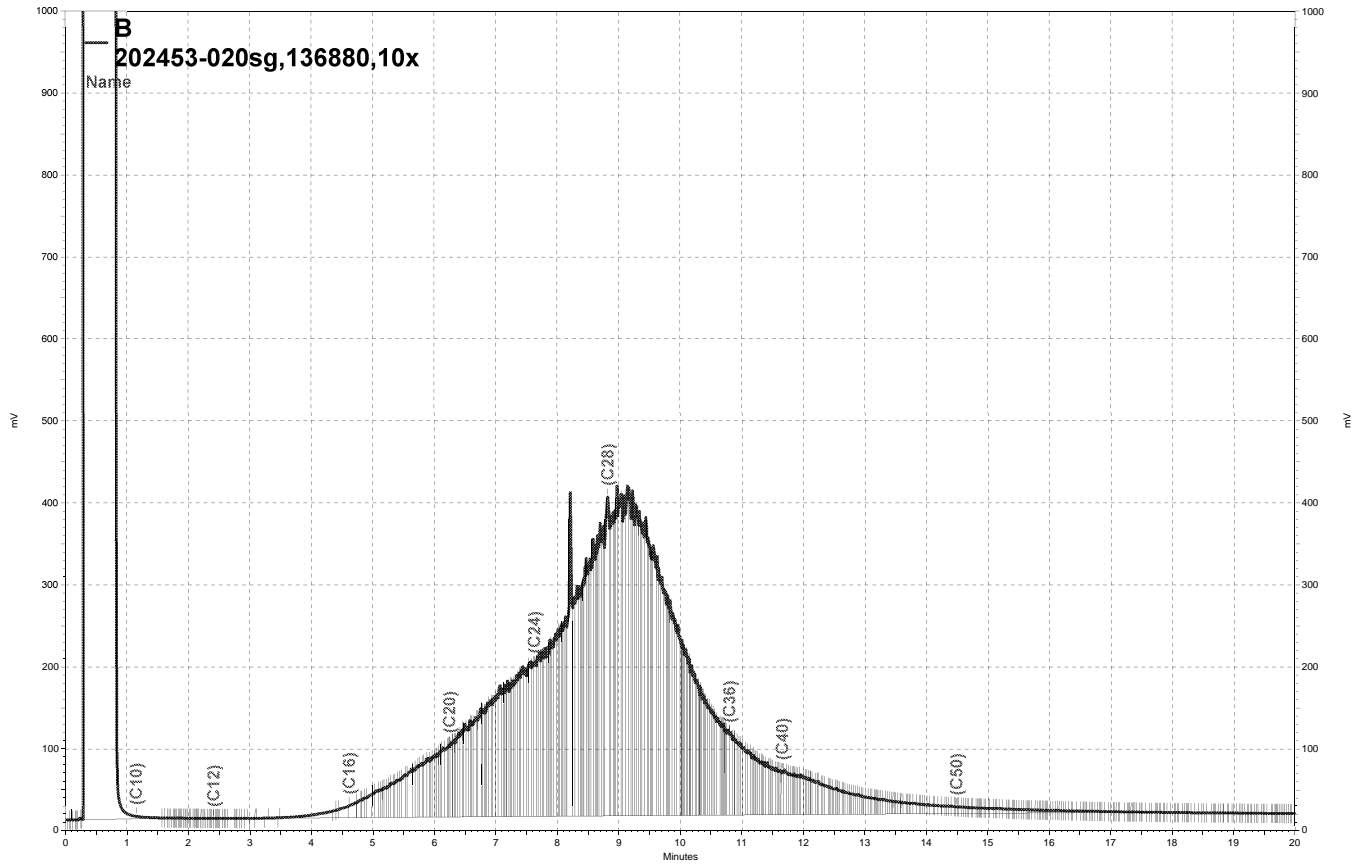
\\Lims\gdrive\ezchrom\Projects\GC14B\Data\104b059, B



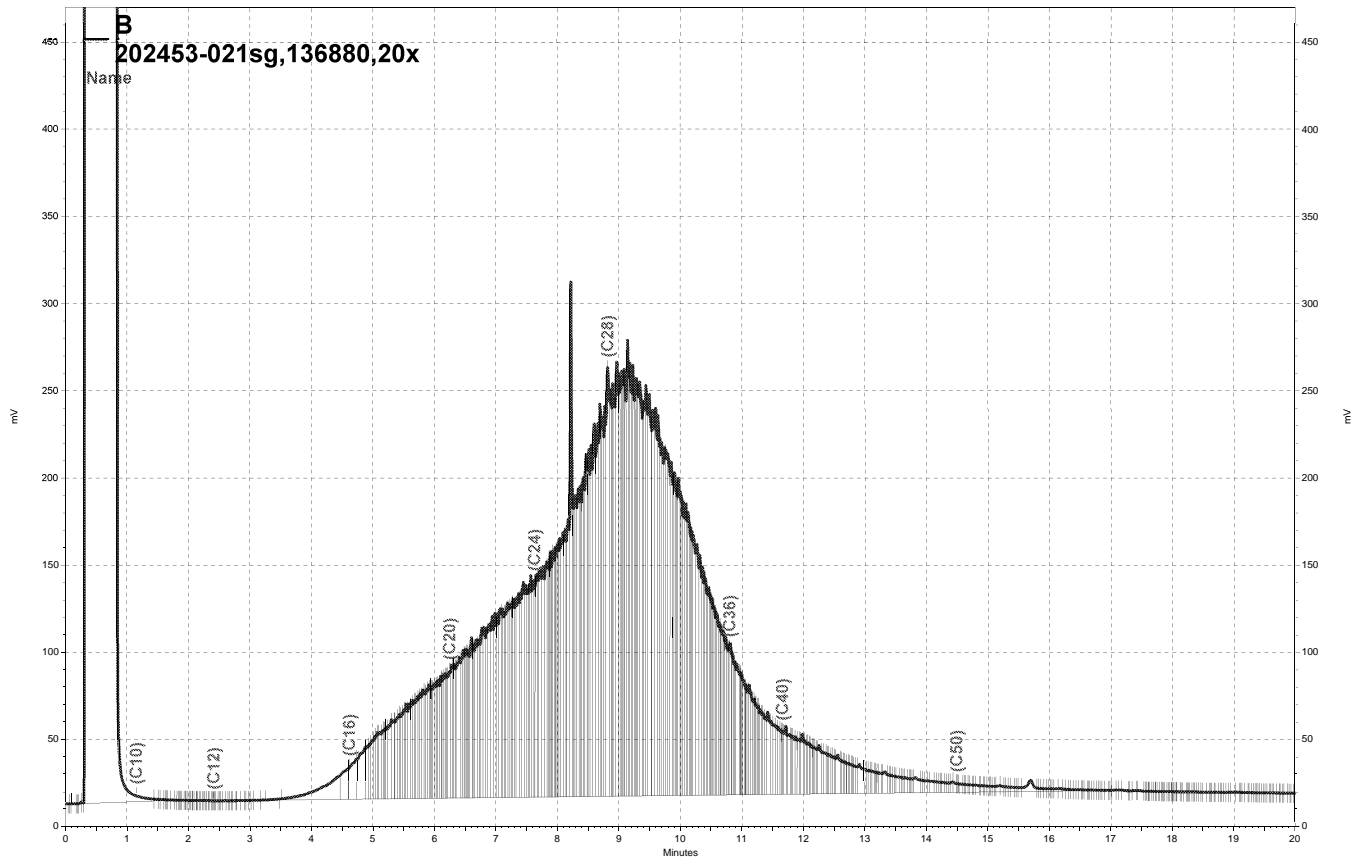
\\Lims\gdrive\ezchrom\Projects\GC14B\Data\104b060, B



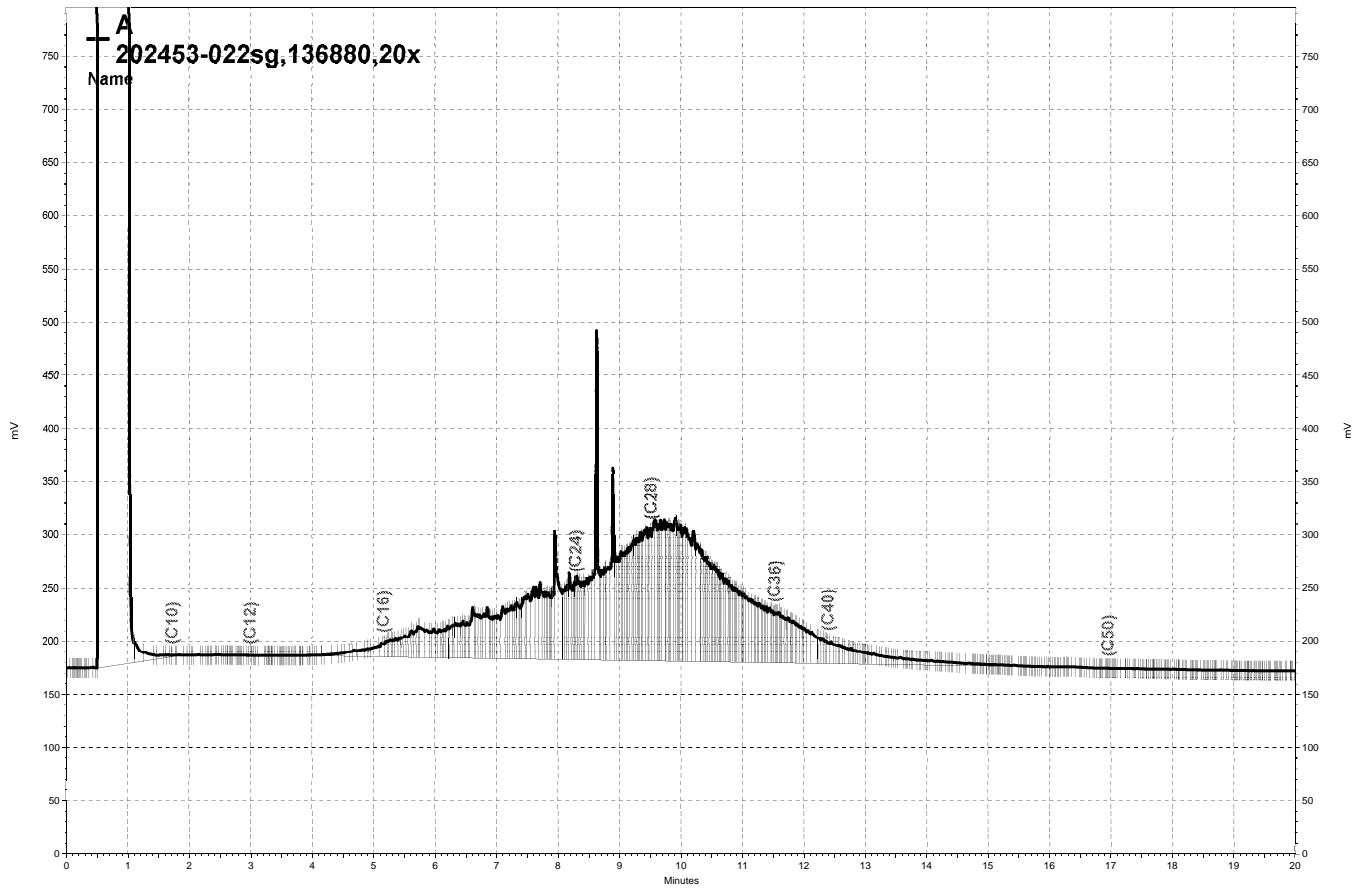
— \\Lims\gdrive\ezchrom\Projects\GC11A\Data\106a069, A



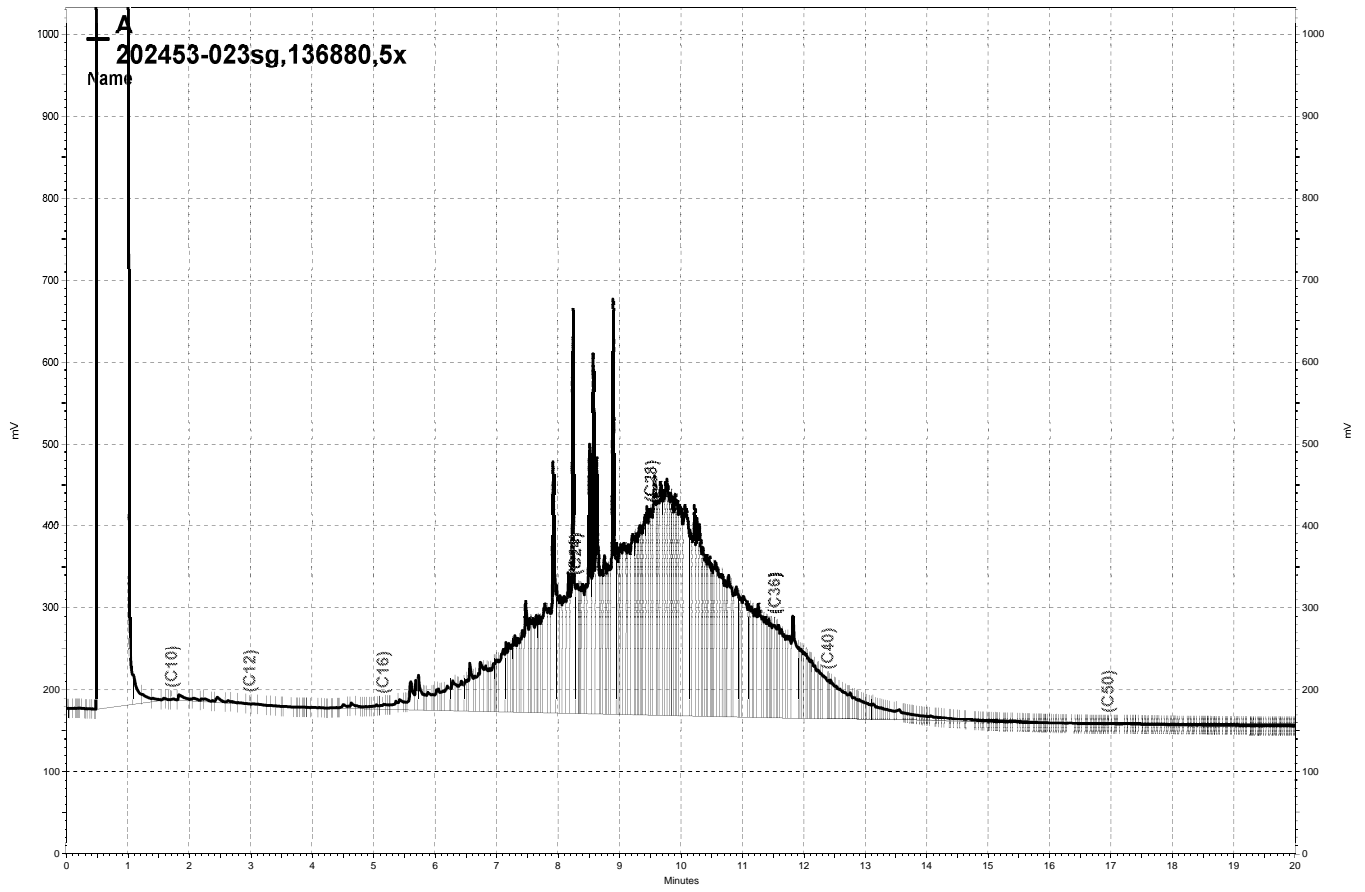
\\Lims\gdrive\ezchrom\Projects\GC14B\Data\108b043, B



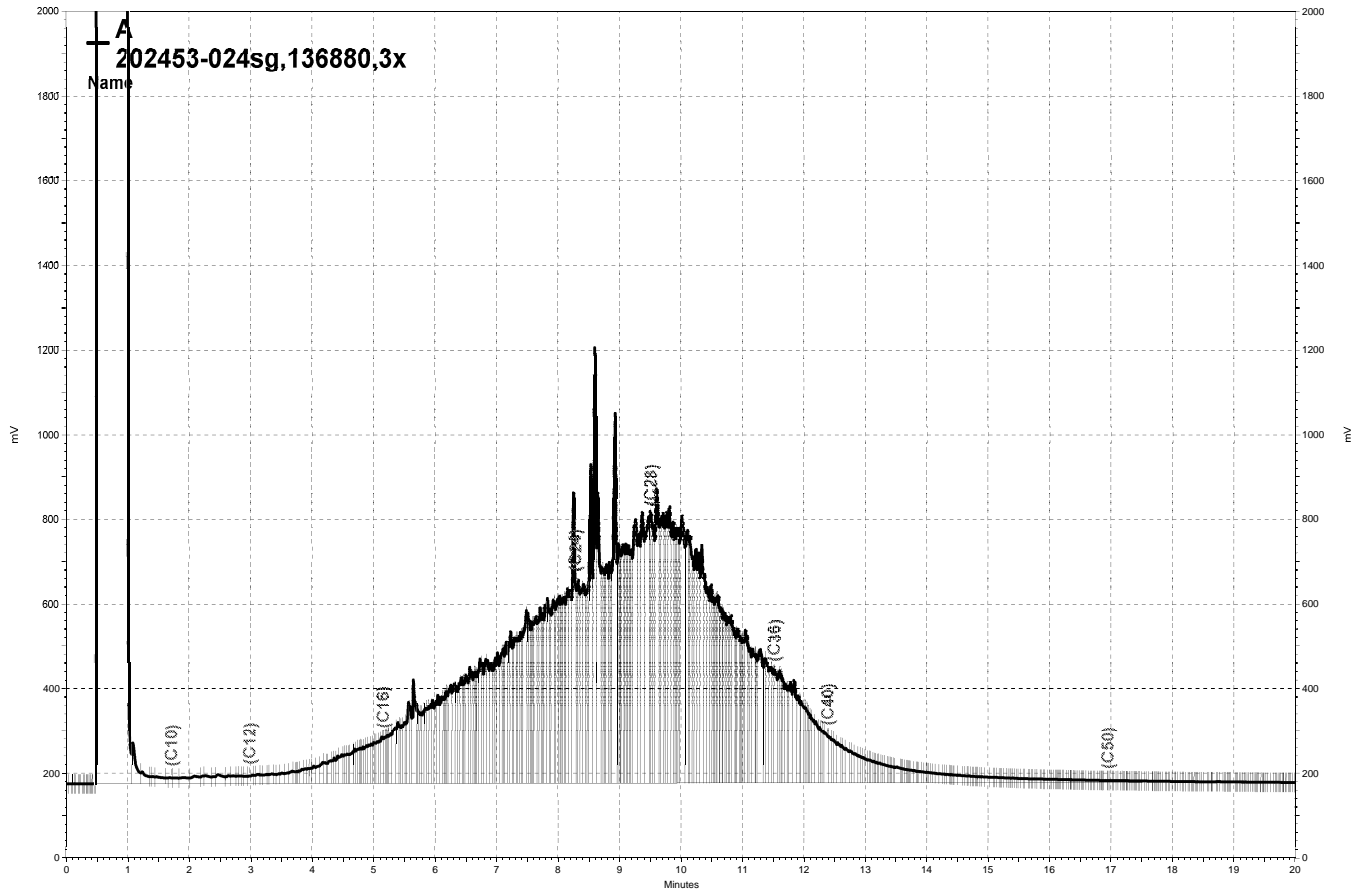
\\Lims\gdrive\ezchrom\Projects\GC14B\Data\108b042, B



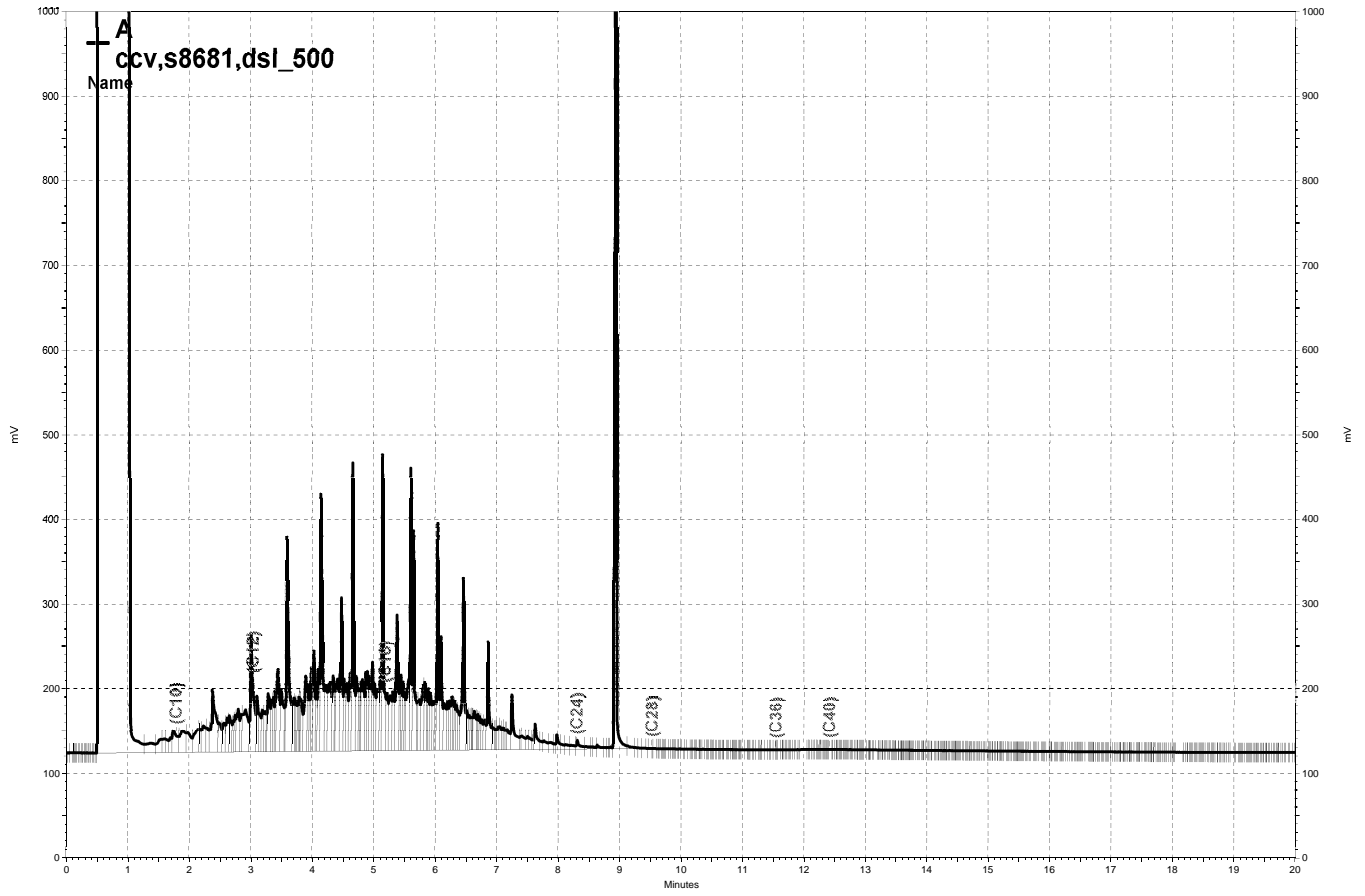
— \\Lims\gdrive\ezchrom\Projects\GC11A\Data\106a071, A



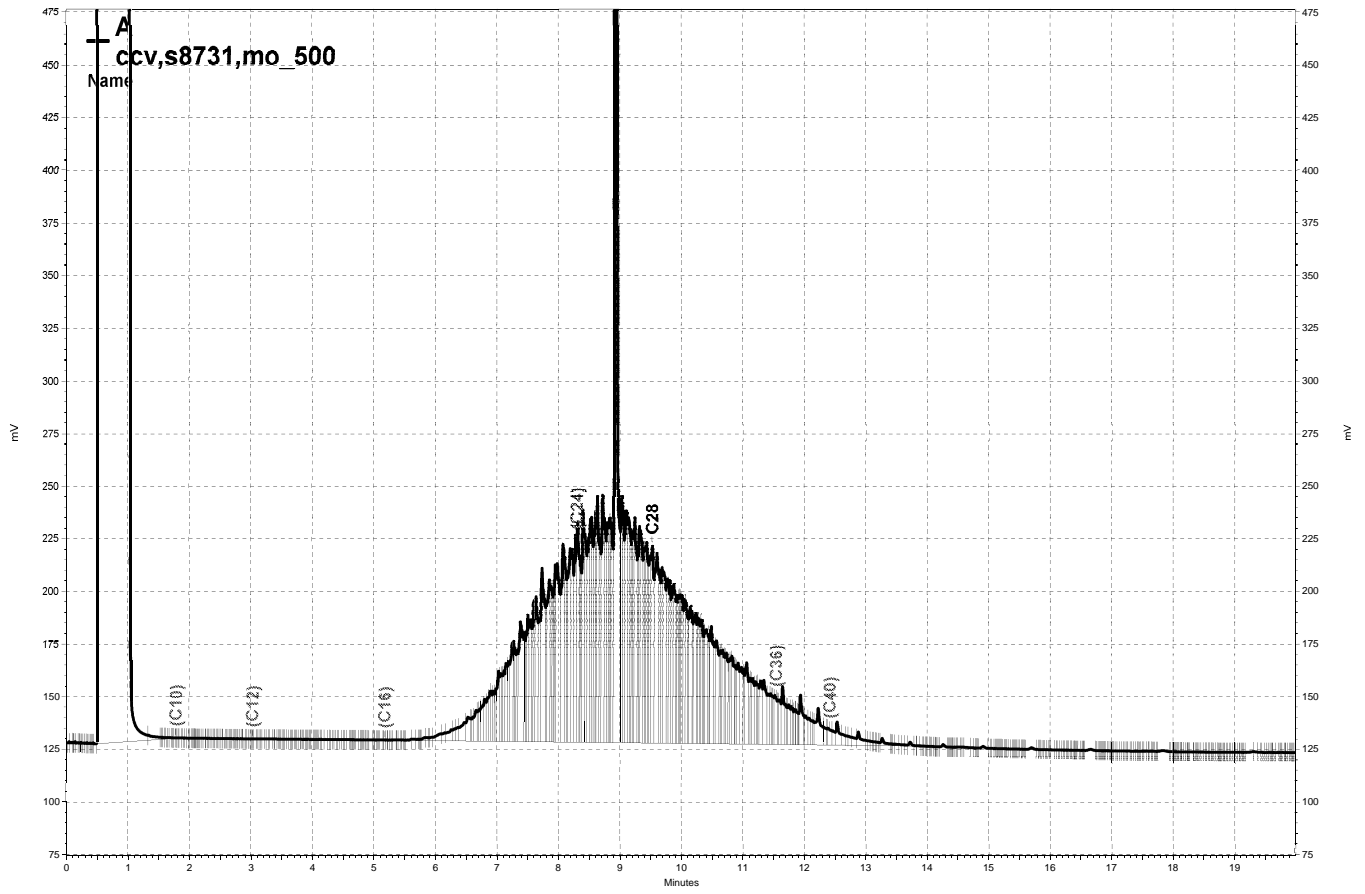
— \\Lims\drive\ezchrom\Projects\GC11A\Data\106a073, A



\\Lims\gdrive\ezchrom\Projects\GC11A\Data\106a072, A



\\Lims\gdrive\ezchrom\Projects\GC11A\Data\105a004, A



\\Lims\drive\ezchrom\Projects\GC11A\Data\105a006, A

Purgeable Organics by GC/MS

Lab #:	202453	Location:	Learner
Client:	LFR Levine Fricke	Prep:	EPA 5030B
Project#:	001-09466-01	Analysis:	EPA 8260B
Field ID:	LP-13	Batch#:	136886
Lab ID:	202453-005	Sampled:	04/04/08
Matrix:	Water	Received:	04/04/08
Units:	ug/L	Analyzed:	04/09/08
Diln Fac:	1.000		

Analyte	Result	RL
Freon 12	ND	1.0
Chloromethane	ND	1.0
Vinyl Chloride	ND	0.5
Bromomethane	ND	1.0
Chloroethane	ND	1.0
Trichlorofluoromethane	ND	1.0
Acetone	ND	10
Freon 113	ND	5.0
1,1-Dichloroethene	ND	0.5
Methylene Chloride	ND	5.0
Carbon Disulfide	ND	0.5
MTBE	ND	0.5
trans-1,2-Dichloroethene	ND	0.5
Vinyl Acetate	ND	10
1,1-Dichloroethane	ND	0.5
2-Butanone	ND	10
cis-1,2-Dichloroethene	ND	0.5
2,2-Dichloropropane	ND	0.5
Chloroform	ND	0.5
Bromochloromethane	ND	0.5
1,1,1-Trichloroethane	ND	0.5
1,1-Dichloropropene	ND	0.5
Carbon Tetrachloride	ND	0.5
1,2-Dichloroethane	ND	0.5
Benzene	ND	0.5
Trichloroethene	ND	0.5
1,2-Dichloropropane	ND	0.5
Bromodichloromethane	ND	0.5
Dibromomethane	ND	0.5
4-Methyl-2-Pentanone	ND	10
cis-1,3-Dichloropropene	ND	0.5
Toluene	ND	0.5
trans-1,3-Dichloropropene	ND	0.5
1,1,2-Trichloroethane	ND	0.5
2-Hexanone	ND	10
1,3-Dichloropropane	ND	0.5
Tetrachloroethene	ND	0.5

ND= Not Detected

RL= Reporting Limit

Purgeable Organics by GC/MS

Lab #:	202453	Location:	Learner
Client:	LFR Levine Fricke	Prep:	EPA 5030B
Project#:	001-09466-01	Analysis:	EPA 8260B
Field ID:	LP-13	Batch#:	136886
Lab ID:	202453-005	Sampled:	04/04/08
Matrix:	Water	Received:	04/04/08
Units:	ug/L	Analyzed:	04/09/08
Diln Fac:	1.000		

Analyte	Result	RL
Dibromochloromethane	ND	0.5
1,2-Dibromoethane	ND	0.5
Chlorobenzene	ND	0.5
1,1,1,2-Tetrachloroethane	ND	0.5
Ethylbenzene	ND	0.5
m,p-Xylenes	ND	0.5
o-Xylene	ND	0.5
Styrene	ND	0.5
Bromoform	ND	1.0
Isopropylbenzene	ND	0.5
1,1,2,2-Tetrachloroethane	ND	0.5
1,2,3-Trichloropropane	ND	0.5
Propylbenzene	ND	0.5
Bromobenzene	ND	0.5
1,3,5-Trimethylbenzene	ND	0.5
2-Chlorotoluene	ND	0.5
4-Chlorotoluene	ND	0.5
tert-Butylbenzene	ND	0.5
1,2,4-Trimethylbenzene	ND	0.5
sec-Butylbenzene	ND	0.5
para-Isopropyl Toluene	ND	0.5
1,3-Dichlorobenzene	ND	0.5
1,4-Dichlorobenzene	ND	0.5
n-Butylbenzene	ND	0.5
1,2-Dichlorobenzene	ND	0.5
1,2-Dibromo-3-Chloropropane	ND	2.0
1,2,4-Trichlorobenzene	ND	0.5
Hexachlorobutadiene	ND	2.0
Naphthalene	ND	2.0
1,2,3-Trichlorobenzene	ND	0.5

Surrogate	%REC	Limits
Dibromofluoromethane	100	80-123
1,2-Dichloroethane-d4	101	76-138
Toluene-d8	103	80-120
Bromofluorobenzene	89	80-120

ND= Not Detected

RL= Reporting Limit

Purgeable Organics by GC/MS

Lab #:	202453	Location:	Learner
Client:	LFR Levine Fricke	Prep:	EPA 5030B
Project#:	001-09466-01	Analysis:	EPA 8260B
Field ID:	LP-6	Diln Fac:	1.000
Lab ID:	202453-008	Sampled:	04/04/08
Matrix:	Water	Received:	04/04/08
Units:	ug/L		

Analyte	Result	RL	Batch#	Analyzed
Freon 12	ND	1.0	136899	04/09/08
Chloromethane	ND	1.0	136899	04/09/08
Vinyl Chloride	0.3 J	0.5	136899	04/09/08
Bromomethane	ND	1.0	136899	04/09/08
Chloroethane	ND	1.0	136899	04/09/08
Trichlorofluoromethane	ND	1.0	136899	04/09/08
Acetone	5.4 J	10	136899	04/09/08
Freon 113	ND	5.0	136899	04/09/08
1,1-Dichloroethene	ND	0.5	136899	04/09/08
Methylene Chloride	ND	5.0	136899	04/09/08
Carbon Disulfide	ND	0.5	136899	04/09/08
MTBE	ND	0.5	136899	04/09/08
trans-1,2-Dichloroethene	ND	0.5	136899	04/09/08
Vinyl Acetate	ND	10	136899	04/09/08
1,1-Dichloroethane	2.9	0.5	136899	04/09/08
2-Butanone	ND	10	136899	04/09/08
cis-1,2-Dichloroethene	2.4	0.5	136899	04/09/08
2,2-Dichloropropane	ND	0.5	136899	04/09/08
Chloroform	0.5 J	0.5	136899	04/09/08
Bromochloromethane	ND	0.5	136899	04/09/08
1,1,1-Trichloroethane	ND	0.5	136899	04/09/08
1,1-Dichloropropene	ND	0.5	136899	04/09/08
Carbon Tetrachloride	ND	0.5	136899	04/09/08
1,2-Dichloroethane	2.4	0.5	136846	04/08/08
Benzene	ND	0.5	136899	04/09/08
Trichloroethene	ND	0.5	136899	04/09/08
1,2-Dichloropropane	ND	0.5	136899	04/09/08
Bromodichloromethane	0.7	0.5	136899	04/09/08
Dibromomethane	ND	0.5	136899	04/09/08
4-Methyl-2-Pentanone	ND	10	136899	04/09/08
cis-1,3-Dichloropropene	ND	0.5	136899	04/09/08
Toluene	ND	0.5	136899	04/09/08
trans-1,3-Dichloropropene	ND	0.5	136899	04/09/08
1,1,2-Trichloroethane	ND	0.5	136899	04/09/08
2-Hexanone	ND	10	136899	04/09/08
1,3-Dichloropropane	ND	0.5	136899	04/09/08
Tetrachloroethene	ND	0.5	136899	04/09/08

J= Estimated value

ND= Not Detected

RL= Reporting Limit

Purgeable Organics by GC/MS

Lab #:	202453	Location:	Learner
Client:	LFR Levine Fricke	Prep:	EPA 5030B
Project#:	001-09466-01	Analysis:	EPA 8260B
Field ID:	LP-6	Diln Fac:	1.000
Lab ID:	202453-008	Sampled:	04/04/08
Matrix:	Water	Received:	04/04/08
Units:	ug/L		

Analyte	Result	RL	Batch#	Analyzed
Dibromochloromethane	0.8	0.5	136899	04/09/08
1,2-Dibromoethane	ND	0.5	136899	04/09/08
Chlorobenzene	ND	0.5	136899	04/09/08
1,1,1,2-Tetrachloroethane	ND	0.5	136899	04/09/08
Ethylbenzene	ND	0.5	136899	04/09/08
m,p-Xylenes	ND	0.5	136899	04/09/08
o-Xylene	ND	0.5	136899	04/09/08
Styrene	ND	0.5	136899	04/09/08
Bromoform	ND	1.0	136899	04/09/08
Isopropylbenzene	ND	0.5	136899	04/09/08
1,1,2,2-Tetrachloroethane	ND	0.5	136899	04/09/08
1,2,3-Trichloropropane	ND	0.5	136899	04/09/08
Propylbenzene	ND	0.5	136899	04/09/08
Bromobenzene	ND	0.5	136899	04/09/08
1,3,5-Trimethylbenzene	ND	0.5	136899	04/09/08
2-Chlorotoluene	ND	0.5	136899	04/09/08
4-Chlorotoluene	ND	0.5	136899	04/09/08
tert-Butylbenzene	ND	0.5	136899	04/09/08
1,2,4-Trimethylbenzene	ND	0.5	136899	04/09/08
sec-Butylbenzene	ND	0.5	136899	04/09/08
para-Isopropyl Toluene	ND	0.5	136899	04/09/08
1,3-Dichlorobenzene	ND	0.5	136899	04/09/08
1,4-Dichlorobenzene	ND	0.5	136899	04/09/08
n-Butylbenzene	ND	0.5	136899	04/09/08
1,2-Dichlorobenzene	ND	0.5	136899	04/09/08
1,2-Dibromo-3-Chloropropane	ND	2.0	136899	04/09/08
1,2,4-Trichlorobenzene	ND	0.5	136899	04/09/08
Hexachlorobutadiene	ND	2.0	136899	04/09/08
Naphthalene	ND	2.0	136899	04/09/08
1,2,3-Trichlorobenzene	ND	0.5	136899	04/09/08

Surrogate	%REC	Limits	Batch#	Analyzed
Dibromofluoromethane	112	80-123	136899	04/09/08
1,2-Dichloroethane-d4	113	76-138	136899	04/09/08
Toluene-d8	108	80-120	136899	04/09/08
Bromofluorobenzene	98	80-120	136899	04/09/08

J= Estimated value

ND= Not Detected

RL= Reporting Limit

Purgeable Organics by GC/MS

Lab #:	202453	Location:	Learner
Client:	LFR Levine Fricke	Prep:	EPA 5030B
Project#:	001-09466-01	Analysis:	EPA 8260B
Field ID:	LP-2	Batch#:	136899
Lab ID:	202453-025	Sampled:	04/04/08
Matrix:	Water	Received:	04/04/08
Units:	ug/L	Analyzed:	04/09/08
Diln Fac:	1.000		

Analyte	Result	RL
Freon 12	ND	1.0
Chloromethane	ND	1.0
Vinyl Chloride	ND	0.5
Bromomethane	ND	1.0
Chloroethane	ND	1.0
Trichlorofluoromethane	ND	1.0
Acetone	7.0 J	10
Freon 113	ND	5.0
1,1-Dichloroethene	ND	0.5
Methylene Chloride	ND	5.0
Carbon Disulfide	ND	0.5
MTBE	ND	0.5
trans-1,2-Dichloroethene	ND	0.5
Vinyl Acetate	ND	10
1,1-Dichloroethane	ND	0.5
2-Butanone	ND	10
cis-1,2-Dichloroethene	ND	0.5
2,2-Dichloropropane	ND	0.5
Chloroform	ND	0.5
Bromochloromethane	ND	0.5
1,1,1-Trichloroethane	ND	0.5
1,1-Dichloropropene	ND	0.5
Carbon Tetrachloride	ND	0.5
1,2-Dichloroethane	ND	0.5
Benzene	ND	0.5
Trichloroethene	ND	0.5
1,2-Dichloropropane	ND	0.5
Bromodichloromethane	ND	0.5
Dibromomethane	ND	0.5
4-Methyl-2-Pentanone	ND	10
cis-1,3-Dichloropropene	ND	0.5
Toluene	ND	0.5
trans-1,3-Dichloropropene	ND	0.5
1,1,2-Trichloroethane	ND	0.5
2-Hexanone	ND	10
1,3-Dichloropropane	ND	0.5
Tetrachloroethene	ND	0.5
Dibromochloromethane	ND	0.5
1,2-Dibromoethane	ND	0.5
Chlorobenzene	0.9	0.5
1,1,1,2-Tetrachloroethane	ND	0.5
Ethylbenzene	ND	0.5
m,p-Xylenes	ND	0.5
o-Xylene	ND	0.5
Styrene	ND	0.5
Bromoform	ND	1.0
Isopropylbenzene	ND	0.5
1,1,2,2-Tetrachloroethane	ND	0.5
1,2,3-Trichloropropane	ND	0.5
Propylbenzene	ND	0.5
Bromobenzene	ND	0.5
1,3,5-Trimethylbenzene	ND	0.5
2-Chlorotoluene	ND	0.5

J= Estimated value
 ND= Not Detected
 RL= Reporting Limit

Purgeable Organics by GC/MS

Lab #:	202453	Location:	Learner
Client:	LFR Levine Fricke	Prep:	EPA 5030B
Project#:	001-09466-01	Analysis:	EPA 8260B
Field ID:	LP-2	Batch#:	136899
Lab ID:	202453-025	Sampled:	04/04/08
Matrix:	Water	Received:	04/04/08
Units:	ug/L	Analyzed:	04/09/08
Diln Fac:	1.000		

Analyte	Result	RL
4-Chlorotoluene	ND	0.5
tert-Butylbenzene	1.4	0.5
1,2,4-Trimethylbenzene	ND	0.5
sec-Butylbenzene	3.3	0.5
para-Isopropyl Toluene	ND	0.5
1,3-Dichlorobenzene	ND	0.5
1,4-Dichlorobenzene	ND	0.5
n-Butylbenzene	2.3	0.5
1,2-Dichlorobenzene	1.6	0.5
1,2-Dibromo-3-Chloropropane	ND	2.0
1,2,4-Trichlorobenzene	0.7	0.5
Hexachlorobutadiene	ND	2.0
Naphthalene	ND	2.0
1,2,3-Trichlorobenzene	ND	0.5

Surrogate	%REC	Limits
Dibromofluoromethane	111	80-123
1,2-Dichloroethane-d4	113	76-138
Toluene-d8	109	80-120
Bromofluorobenzene	101	80-120

J= Estimated value
 ND= Not Detected
 RL= Reporting Limit

Batch QC Report

Purgeable Organics by GC/MS			
Lab #:	202453	Location:	Learner
Client:	LFR Levine Fricke	Prep:	EPA 5030B
Project#:	001-09466-01	Analysis:	EPA 8260B
Matrix:	Water	Batch#:	136846
Units:	ug/L	Analyzed:	04/08/08
Diln Fac:	1.000		

Type: BS Lab ID: QC436557

Analyte	Spiked	Result	%REC	Limits
1,1-Dichloroethene	25.00	24.77	99	77-132
Benzene	25.00	24.34	97	80-120
Trichloroethene	25.00	25.58	102	80-120
Toluene	25.00	24.62	98	80-121
Chlorobenzene	25.00	24.55	98	80-120

Surrogate	%REC	Limits
Dibromofluoromethane	101	80-123
1,2-Dichloroethane-d4	95	76-138
Toluene-d8	100	80-120
Bromofluorobenzene	87	80-120

Type: BSD Lab ID: QC436558

Analyte	Spiked	Result	%REC	Limits	RPD	Lim
1,1-Dichloroethene	25.00	22.97	92	77-132	8	20
Benzene	25.00	24.86	99	80-120	2	20
Trichloroethene	25.00	26.66	107	80-120	4	20
Toluene	25.00	25.45	102	80-121	3	20
Chlorobenzene	25.00	23.91	96	80-120	3	20

Surrogate	%REC	Limits
Dibromofluoromethane	99	80-123
1,2-Dichloroethane-d4	101	76-138
Toluene-d8	106	80-120
Bromofluorobenzene	86	80-120

RPD= Relative Percent Difference

Batch QC Report

Purgeable Organics by GC/MS			
Lab #:	202453	Location:	Learner
Client:	LFR Levine Fricke	Prep:	EPA 5030B
Project#:	001-09466-01	Analysis:	EPA 8260B
Type:	BLANK	Diln Fac:	1.000
Lab ID:	QC436562	Batch#:	136846
Matrix:	Water	Analyzed:	04/08/08
Units:	ug/L		

Analyte	Result	RL
Freon 12	ND	1.0
Chloromethane	ND	1.0
Vinyl Chloride	ND	0.5
Bromomethane	ND	1.0
Chloroethane	ND	1.0
Trichlorofluoromethane	ND	1.0
Acetone	ND	10
Freon 113	ND	5.0
1,1-Dichloroethene	ND	0.5
Methylene Chloride	ND	5.0
Carbon Disulfide	ND	0.5
MTBE	ND	0.5
trans-1,2-Dichloroethene	ND	0.5
Vinyl Acetate	ND	10
1,1-Dichloroethane	ND	0.5
2-Butanone	ND	10
cis-1,2-Dichloroethene	ND	0.5
2,2-Dichloropropane	ND	0.5
Chloroform	ND	0.5
Bromochloromethane	ND	0.5
1,1,1-Trichloroethane	ND	0.5
1,1-Dichloropropene	ND	0.5
Carbon Tetrachloride	ND	0.5
1,2-Dichloroethane	ND	0.5
Benzene	ND	0.5
Trichloroethene	ND	0.5
1,2-Dichloropropane	ND	0.5
Bromodichloromethane	ND	0.5
Dibromomethane	ND	0.5
4-Methyl-2-Pentanone	ND	10
cis-1,3-Dichloropropene	ND	0.5
Toluene	ND	0.5
trans-1,3-Dichloropropene	ND	0.5
1,1,2-Trichloroethane	ND	0.5
2-Hexanone	ND	10
1,3-Dichloropropane	ND	0.5
Tetrachloroethene	ND	0.5

ND= Not Detected

RL= Reporting Limit

Batch QC Report

Purgeable Organics by GC/MS			
Lab #:	202453	Location:	Learner
Client:	LFR Levine Fricke	Prep:	EPA 5030B
Project#:	001-09466-01	Analysis:	EPA 8260B
Type:	BLANK	Diln Fac:	1.000
Lab ID:	QC436562	Batch#:	136846
Matrix:	Water	Analyzed:	04/08/08
Units:	ug/L		

Analyte	Result	RL
Dibromochloromethane	ND	0.5
1,2-Dibromoethane	ND	0.5
Chlorobenzene	ND	0.5
1,1,1,2-Tetrachloroethane	ND	0.5
Ethylbenzene	ND	0.5
m,p-Xylenes	ND	0.5
o-Xylene	ND	0.5
Styrene	ND	0.5
Bromoform	ND	1.0
Isopropylbenzene	ND	0.5
1,1,2,2-Tetrachloroethane	ND	0.5
1,2,3-Trichloropropane	ND	0.5
Propylbenzene	ND	0.5
Bromobenzene	ND	0.5
1,3,5-Trimethylbenzene	ND	0.5
2-Chlorotoluene	ND	0.5
4-Chlorotoluene	ND	0.5
tert-Butylbenzene	ND	0.5
1,2,4-Trimethylbenzene	ND	0.5
sec-Butylbenzene	ND	0.5
para-Isopropyl Toluene	ND	0.5
1,3-Dichlorobenzene	ND	0.5
1,4-Dichlorobenzene	ND	0.5
n-Butylbenzene	ND	0.5
1,2-Dichlorobenzene	ND	0.5
1,2-Dibromo-3-Chloropropane	ND	2.0
1,2,4-Trichlorobenzene	ND	0.5
Hexachlorobutadiene	ND	2.0
Naphthalene	ND	2.0
1,2,3-Trichlorobenzene	ND	0.5

Surrogate	%REC	Limits
Dibromofluoromethane	97	80-123
1,2-Dichloroethane-d4	100	76-138
Toluene-d8	102	80-120
Bromofluorobenzene	90	80-120

ND= Not Detected

RL= Reporting Limit

Batch QC Report

Purgeable Organics by GC/MS			
Lab #:	202453	Location:	Learner
Client:	LFR Levine Fricke	Prep:	EPA 5030B
Project#:	001-09466-01	Analysis:	EPA 8260B
Matrix:	Water	Batch#:	136886
Units:	ug/L	Analyzed:	04/09/08
Diln Fac:	1.000		

Type: BS Lab ID: QC436717

Analyte	Spiked	Result	%REC	Limits
1,1-Dichloroethene	25.00	22.04	88	77-132
Benzene	25.00	23.51	94	80-120
Trichloroethene	25.00	25.04	100	80-120
Toluene	25.00	23.78	95	80-121
Chlorobenzene	25.00	24.17	97	80-120

Surrogate	%REC	Limits
Dibromofluoromethane	99	80-123
1,2-Dichloroethane-d4	94	76-138
Toluene-d8	98	80-120
Bromofluorobenzene	87	80-120

Type: BSD Lab ID: QC436718

Analyte	Spiked	Result	%REC	Limits	RPD	Lim
1,1-Dichloroethene	25.00	22.26	89	77-132	1	20
Benzene	25.00	23.17	93	80-120	1	20
Trichloroethene	25.00	24.59	98	80-120	2	20
Toluene	25.00	23.83	95	80-121	0	20
Chlorobenzene	25.00	24.08	96	80-120	0	20

Surrogate	%REC	Limits
Dibromofluoromethane	101	80-123
1,2-Dichloroethane-d4	96	76-138
Toluene-d8	100	80-120
Bromofluorobenzene	87	80-120

RPD= Relative Percent Difference

Batch QC Report

Purgeable Organics by GC/MS			
Lab #:	202453	Location:	Learner
Client:	LFR Levine Fricke	Prep:	EPA 5030B
Project#:	001-09466-01	Analysis:	EPA 8260B
Type:	BLANK	Diln Fac:	1.000
Lab ID:	QC436720	Batch#:	136886
Matrix:	Water	Analyzed:	04/09/08
Units:	ug/L		

Analyte	Result	RL
Freon 12	ND	1.0
Chloromethane	ND	1.0
Vinyl Chloride	ND	0.5
Bromomethane	ND	1.0
Chloroethane	ND	1.0
Trichlorofluoromethane	ND	1.0
Acetone	ND	10
Freon 113	ND	5.0
1,1-Dichloroethene	ND	0.5
Methylene Chloride	ND	5.0
Carbon Disulfide	ND	0.5
MTBE	ND	0.5
trans-1,2-Dichloroethene	ND	0.5
Vinyl Acetate	ND	10
1,1-Dichloroethane	ND	0.5
2-Butanone	ND	10
cis-1,2-Dichloroethene	ND	0.5
2,2-Dichloropropane	ND	0.5
Chloroform	ND	0.5
Bromochloromethane	ND	0.5
1,1,1-Trichloroethane	ND	0.5
1,1-Dichloropropene	ND	0.5
Carbon Tetrachloride	ND	0.5
1,2-Dichloroethane	ND	0.5
Benzene	ND	0.5
Trichloroethene	ND	0.5
1,2-Dichloropropane	ND	0.5
Bromodichloromethane	ND	0.5
Dibromomethane	ND	0.5
4-Methyl-2-Pentanone	ND	10
cis-1,3-Dichloropropene	ND	0.5
Toluene	ND	0.5
trans-1,3-Dichloropropene	ND	0.5
1,1,2-Trichloroethane	ND	0.5
2-Hexanone	ND	10
1,3-Dichloropropane	ND	0.5
Tetrachloroethene	ND	0.5

ND= Not Detected

RL= Reporting Limit

Batch QC Report

Purgeable Organics by GC/MS			
Lab #:	202453	Location:	Learner
Client:	LFR Levine Fricke	Prep:	EPA 5030B
Project#:	001-09466-01	Analysis:	EPA 8260B
Type:	BLANK	Diln Fac:	1.000
Lab ID:	QC436720	Batch#:	136886
Matrix:	Water	Analyzed:	04/09/08
Units:	ug/L		

Analyte	Result	RL
Dibromochloromethane	ND	0.5
1,2-Dibromoethane	ND	0.5
Chlorobenzene	ND	0.5
1,1,1,2-Tetrachloroethane	ND	0.5
Ethylbenzene	ND	0.5
m,p-Xylenes	ND	0.5
o-Xylene	ND	0.5
Styrene	ND	0.5
Bromoform	ND	1.0
Isopropylbenzene	ND	0.5
1,1,2,2-Tetrachloroethane	ND	0.5
1,2,3-Trichloropropane	ND	0.5
Propylbenzene	ND	0.5
Bromobenzene	ND	0.5
1,3,5-Trimethylbenzene	ND	0.5
2-Chlorotoluene	ND	0.5
4-Chlorotoluene	ND	0.5
tert-Butylbenzene	ND	0.5
1,2,4-Trimethylbenzene	ND	0.5
sec-Butylbenzene	ND	0.5
para-Isopropyl Toluene	ND	0.5
1,3-Dichlorobenzene	ND	0.5
1,4-Dichlorobenzene	ND	0.5
n-Butylbenzene	ND	0.5
1,2-Dichlorobenzene	ND	0.5
1,2-Dibromo-3-Chloropropane	ND	2.0
1,2,4-Trichlorobenzene	ND	0.5
Hexachlorobutadiene	ND	2.0
Naphthalene	ND	2.0
1,2,3-Trichlorobenzene	ND	0.5

Surrogate	%REC	Limits
Dibromofluoromethane	94	80-123
1,2-Dichloroethane-d4	100	76-138
Toluene-d8	100	80-120
Bromofluorobenzene	88	80-120

ND= Not Detected

RL= Reporting Limit

Batch QC Report

Purgeable Organics by GC/MS			
Lab #:	202453	Location:	Learner
Client:	LFR Levine Fricke	Prep:	EPA 5030B
Project#:	001-09466-01	Analysis:	EPA 8260B
Type:	BLANK	Diln Fac:	1.000
Lab ID:	QC436785	Batch#:	136899
Matrix:	Water	Analyzed:	04/09/08
Units:	ug/L		

Analyte	Result	RL
Freon 12	ND	1.0
Chloromethane	ND	1.0
Vinyl Chloride	ND	0.5
Bromomethane	ND	1.0
Chloroethane	ND	1.0
Trichlorofluoromethane	ND	1.0
Acetone	ND	10
Freon 113	ND	5.0
1,1-Dichloroethene	ND	0.5
Methylene Chloride	ND	5.0
Carbon Disulfide	ND	0.5
MTBE	ND	0.5
trans-1,2-Dichloroethene	ND	0.5
Vinyl Acetate	ND	10
1,1-Dichloroethane	ND	0.5
2-Butanone	ND	10
cis-1,2-Dichloroethene	ND	0.5
2,2-Dichloropropane	ND	0.5
Chloroform	ND	0.5
Bromochloromethane	ND	0.5
1,1,1-Trichloroethane	ND	0.5
1,1-Dichloropropene	ND	0.5
Carbon Tetrachloride	ND	0.5
1,2-Dichloroethane	ND	0.5
Benzene	ND	0.5
Trichloroethene	ND	0.5
1,2-Dichloropropane	ND	0.5
Bromodichloromethane	ND	0.5
Dibromomethane	ND	0.5
4-Methyl-2-Pentanone	ND	10
cis-1,3-Dichloropropene	ND	0.5
Toluene	ND	0.5
trans-1,3-Dichloropropene	ND	0.5
1,1,2-Trichloroethane	ND	0.5
2-Hexanone	ND	10
1,3-Dichloropropane	ND	0.5
Tetrachloroethene	ND	0.5

ND= Not Detected

RL= Reporting Limit

Batch QC Report

Purgeable Organics by GC/MS			
Lab #:	202453	Location:	Learner
Client:	LFR Levine Fricke	Prep:	EPA 5030B
Project#:	001-09466-01	Analysis:	EPA 8260B
Type:	BLANK	Diln Fac:	1.000
Lab ID:	QC436785	Batch#:	136899
Matrix:	Water	Analyzed:	04/09/08
Units:	ug/L		

Analyte	Result	RL
Dibromochloromethane	ND	0.5
1,2-Dibromoethane	ND	0.5
Chlorobenzene	ND	0.5
1,1,1,2-Tetrachloroethane	ND	0.5
Ethylbenzene	ND	0.5
m,p-Xylenes	ND	0.5
o-Xylene	ND	0.5
Styrene	ND	0.5
Bromoform	ND	1.0
Isopropylbenzene	ND	0.5
1,1,2,2-Tetrachloroethane	ND	0.5
1,2,3-Trichloropropane	ND	0.5
Propylbenzene	ND	0.5
Bromobenzene	ND	0.5
1,3,5-Trimethylbenzene	ND	0.5
2-Chlorotoluene	ND	0.5
4-Chlorotoluene	ND	0.5
tert-Butylbenzene	ND	0.5
1,2,4-Trimethylbenzene	ND	0.5
sec-Butylbenzene	ND	0.5
para-Isopropyl Toluene	ND	0.5
1,3-Dichlorobenzene	ND	0.5
1,4-Dichlorobenzene	ND	0.5
n-Butylbenzene	ND	0.5
1,2-Dichlorobenzene	ND	0.5
1,2-Dibromo-3-Chloropropane	ND	2.0
1,2,4-Trichlorobenzene	ND	0.5
Hexachlorobutadiene	ND	2.0
Naphthalene	ND	2.0
1,2,3-Trichlorobenzene	ND	0.5

Surrogate	%REC	Limits
Dibromofluoromethane	108	80-123
1,2-Dichloroethane-d4	112	76-138
Toluene-d8	107	80-120
Bromofluorobenzene	98	80-120

ND= Not Detected

RL= Reporting Limit

Batch QC Report

Purgeable Organics by GC/MS			
Lab #:	202453	Location:	Learner
Client:	LFR Levine Fricke	Prep:	EPA 5030B
Project#:	001-09466-01	Analysis:	EPA 8260B
Matrix:	Water	Batch#:	136899
Units:	ug/L	Analyzed:	04/09/08
Diln Fac:	1.000		

Type: BS Lab ID: QC436786

Analyte	Spiked	Result	%REC	Limits
1,1-Dichloroethene	25.00	30.92	124	77-132
Benzene	25.00	28.14	113	80-120
Trichloroethene	25.00	29.90	120	80-120
Toluene	25.00	28.65	115	80-121
Chlorobenzene	25.00	25.60	102	80-120

Surrogate	%REC	Limits
Dibromofluoromethane	106	80-123
1,2-Dichloroethane-d4	110	76-138
Toluene-d8	109	80-120
Bromofluorobenzene	95	80-120

Type: BSD Lab ID: QC436787

Analyte	Spiked	Result	%REC	Limits	RPD	Lim
1,1-Dichloroethene	25.00	29.37	117	77-132	5	20
Benzene	25.00	26.83	107	80-120	5	20
Trichloroethene	25.00	28.15	113	80-120	6	20
Toluene	25.00	27.24	109	80-121	5	20
Chlorobenzene	25.00	24.56	98	80-120	4	20

Surrogate	%REC	Limits
Dibromofluoromethane	106	80-123
1,2-Dichloroethane-d4	110	76-138
Toluene-d8	108	80-120
Bromofluorobenzene	96	80-120

RPD= Relative Percent Difference

Purgeable Organics by GC/MS

Lab #:	202453	Location:	Learner
Client:	LFR Levine Fricke	Prep:	EPA 5030B
Project#:	001-09466-01	Analysis:	EPA 8260B
Field ID:	LP-6-2FT	Diln Fac:	0.9434
Lab ID:	202453-006	Batch#:	136847
Matrix:	Soil	Sampled:	04/04/08
Units:	ug/Kg	Received:	04/04/08
Basis:	as received	Analyzed:	04/09/08

Analyte	Result	RL
Freon 12	ND	9.4
Chloromethane	ND	9.4
Vinyl Chloride	ND	9.4
Bromomethane	ND	9.4
Chloroethane	ND	9.4
Trichlorofluoromethane	ND	4.7
Acetone	ND	19
Freon 113	ND	4.7
1,1-Dichloroethene	ND	4.7
Methylene Chloride	78	19
Carbon Disulfide	ND	4.7
MTBE	ND	4.7
trans-1,2-Dichloroethene	ND	4.7
Vinyl Acetate	ND	47
1,1-Dichloroethane	ND	4.7
2-Butanone	ND	9.4
cis-1,2-Dichloroethene	ND	4.7
2,2-Dichloropropane	ND	4.7
Chloroform	ND	4.7
Bromochloromethane	ND	4.7
1,1,1-Trichloroethane	ND	4.7
1,1-Dichloropropene	ND	4.7
Carbon Tetrachloride	ND	4.7
1,2-Dichloroethane	ND	4.7
Benzene	ND	4.7
Trichloroethene	ND	4.7
1,2-Dichloropropane	ND	4.7
Bromodichloromethane	ND	4.7
Dibromomethane	ND	4.7
4-Methyl-2-Pentanone	ND	9.4
cis-1,3-Dichloropropene	ND	4.7
Toluene	ND	4.7
trans-1,3-Dichloropropene	ND	4.7
1,1,2-Trichloroethane	ND	4.7
2-Hexanone	ND	9.4
1,3-Dichloropropane	ND	4.7
Tetrachloroethene	ND	4.7

ND= Not Detected

RL= Reporting Limit

Purgeable Organics by GC/MS

Lab #:	202453	Location:	Learner
Client:	LFR Levine Fricke	Prep:	EPA 5030B
Project#:	001-09466-01	Analysis:	EPA 8260B
Field ID:	LP-6-2FT	Diln Fac:	0.9434
Lab ID:	202453-006	Batch#:	136847
Matrix:	Soil	Sampled:	04/04/08
Units:	ug/Kg	Received:	04/04/08
Basis:	as received	Analyzed:	04/09/08

Analyte	Result	RL
Dibromochloromethane	ND	4.7
1,2-Dibromoethane	ND	4.7
Chlorobenzene	ND	4.7
1,1,1,2-Tetrachloroethane	ND	4.7
Ethylbenzene	ND	4.7
m,p-Xylenes	ND	4.7
o-Xylene	ND	4.7
Styrene	ND	4.7
Bromoform	ND	4.7
Isopropylbenzene	ND	4.7
1,1,2,2-Tetrachloroethane	ND	4.7
1,2,3-Trichloropropane	ND	4.7
Propylbenzene	ND	4.7
Bromobenzene	ND	4.7
1,3,5-Trimethylbenzene	ND	4.7
2-Chlorotoluene	ND	4.7
4-Chlorotoluene	ND	4.7
tert-Butylbenzene	ND	4.7
1,2,4-Trimethylbenzene	ND	4.7
sec-Butylbenzene	ND	4.7
para-Isopropyl Toluene	ND	4.7
1,3-Dichlorobenzene	ND	4.7
1,4-Dichlorobenzene	ND	4.7
n-Butylbenzene	ND	4.7
1,2-Dichlorobenzene	ND	4.7
1,2-Dibromo-3-Chloropropane	ND	4.7
1,2,4-Trichlorobenzene	ND	4.7
Hexachlorobutadiene	ND	4.7
Naphthalene	ND	4.7
1,2,3-Trichlorobenzene	ND	4.7

Surrogate	%REC	Limits
Dibromofluoromethane	102	63-133
1,2-Dichloroethane-d4	103	76-137
Toluene-d8	98	80-111
Bromofluorobenzene	105	77-126

ND= Not Detected

RL= Reporting Limit

Purgeable Organics by GC/MS

Lab #:	202453	Location:	Learner
Client:	LFR Levine Fricke	Prep:	EPA 5030B
Project#:	001-09466-01	Analysis:	EPA 8260B
Field ID:	LP-6-4FT	Diln Fac:	0.9434
Lab ID:	202453-007	Batch#:	136847
Matrix:	Soil	Sampled:	04/04/08
Units:	ug/Kg	Received:	04/04/08
Basis:	as received	Analyzed:	04/09/08

Analyte	Result	RL
Freon 12	ND	9.4
Chloromethane	ND	9.4
Vinyl Chloride	ND	9.4
Bromomethane	ND	9.4
Chloroethane	ND	9.4
Trichlorofluoromethane	ND	4.7
Acetone	ND	19
Freon 113	ND	4.7
1,1-Dichloroethene	ND	4.7
Methylene Chloride	19	19
Carbon Disulfide	ND	4.7
MTBE	ND	4.7
trans-1,2-Dichloroethene	ND	4.7
Vinyl Acetate	ND	47
1,1-Dichloroethane	ND	4.7
2-Butanone	ND	9.4
cis-1,2-Dichloroethene	ND	4.7
2,2-Dichloropropane	ND	4.7
Chloroform	ND	4.7
Bromochloromethane	ND	4.7
1,1,1-Trichloroethane	ND	4.7
1,1-Dichloropropene	ND	4.7
Carbon Tetrachloride	ND	4.7
1,2-Dichloroethane	ND	4.7
Benzene	ND	4.7
Trichloroethene	ND	4.7
1,2-Dichloropropane	ND	4.7
Bromodichloromethane	ND	4.7
Dibromomethane	ND	4.7
4-Methyl-2-Pentanone	ND	9.4
cis-1,3-Dichloropropene	ND	4.7
Toluene	ND	4.7
trans-1,3-Dichloropropene	ND	4.7
1,1,2-Trichloroethane	ND	4.7
2-Hexanone	ND	9.4
1,3-Dichloropropane	ND	4.7
Tetrachloroethene	ND	4.7

ND= Not Detected

RL= Reporting Limit

Purgeable Organics by GC/MS

Lab #:	202453	Location:	Learner
Client:	LFR Levine Fricke	Prep:	EPA 5030B
Project#:	001-09466-01	Analysis:	EPA 8260B
Field ID:	LP-6-4FT	Diln Fac:	0.9434
Lab ID:	202453-007	Batch#:	136847
Matrix:	Soil	Sampled:	04/04/08
Units:	ug/Kg	Received:	04/04/08
Basis:	as received	Analyzed:	04/09/08

Analyte	Result	RL
Dibromochloromethane	ND	4.7
1,2-Dibromoethane	ND	4.7
Chlorobenzene	ND	4.7
1,1,1,2-Tetrachloroethane	ND	4.7
Ethylbenzene	ND	4.7
m,p-Xylenes	ND	4.7
o-Xylene	ND	4.7
Styrene	ND	4.7
Bromoform	ND	4.7
Isopropylbenzene	ND	4.7
1,1,2,2-Tetrachloroethane	ND	4.7
1,2,3-Trichloropropane	ND	4.7
Propylbenzene	ND	4.7
Bromobenzene	ND	4.7
1,3,5-Trimethylbenzene	ND	4.7
2-Chlorotoluene	ND	4.7
4-Chlorotoluene	ND	4.7
tert-Butylbenzene	ND	4.7
1,2,4-Trimethylbenzene	ND	4.7
sec-Butylbenzene	ND	4.7
para-Isopropyl Toluene	ND	4.7
1,3-Dichlorobenzene	ND	4.7
1,4-Dichlorobenzene	ND	4.7
n-Butylbenzene	ND	4.7
1,2-Dichlorobenzene	ND	4.7
1,2-Dibromo-3-Chloropropane	ND	4.7
1,2,4-Trichlorobenzene	ND	4.7
Hexachlorobutadiene	ND	4.7
Naphthalene	ND	4.7
1,2,3-Trichlorobenzene	ND	4.7

Surrogate	%REC	Limits
Dibromofluoromethane	100	63-133
1,2-Dichloroethane-d4	104	76-137
Toluene-d8	100	80-111
Bromofluorobenzene	104	77-126

ND= Not Detected
 RL= Reporting Limit

Batch QC Report

Purgeable Organics by GC/MS			
Lab #:	202453	Location:	Learner
Client:	LFR Levine Fricke	Prep:	EPA 5030B
Project#:	001-09466-01	Analysis:	EPA 8260B
Type:	BLANK	Basis:	as received
Lab ID:	QC436563	Diln Fac:	1.000
Matrix:	Soil	Batch#:	136847
Units:	ug/Kg	Analyzed:	04/08/08

Analyte	Result	RL
Freon 12	ND	10
Chloromethane	ND	10
Vinyl Chloride	ND	10
Bromomethane	ND	10
Chloroethane	ND	10
Trichlorofluoromethane	ND	5.0
Acetone	ND	20
Freon 113	ND	5.0
1,1-Dichloroethene	ND	5.0
Methylene Chloride	ND	20
Carbon Disulfide	ND	5.0
MTBE	ND	5.0
trans-1,2-Dichloroethene	ND	5.0
Vinyl Acetate	ND	50
1,1-Dichloroethane	ND	5.0
2-Butanone	ND	10
cis-1,2-Dichloroethene	ND	5.0
2,2-Dichloropropane	ND	5.0
Chloroform	ND	5.0
Bromochloromethane	ND	5.0
1,1,1-Trichloroethane	ND	5.0
1,1-Dichloropropene	ND	5.0
Carbon Tetrachloride	ND	5.0
1,2-Dichloroethane	ND	5.0
Benzene	ND	5.0
Trichloroethene	ND	5.0
1,2-Dichloropropane	ND	5.0
Bromodichloromethane	ND	5.0
Dibromomethane	ND	5.0
4-Methyl-2-Pentanone	ND	10
cis-1,3-Dichloropropene	ND	5.0
Toluene	ND	5.0
trans-1,3-Dichloropropene	ND	5.0
1,1,2-Trichloroethane	ND	5.0
2-Hexanone	ND	10
1,3-Dichloropropane	ND	5.0
Tetrachloroethene	ND	5.0

ND= Not Detected

RL= Reporting Limit

Batch QC Report

Purgeable Organics by GC/MS			
Lab #:	202453	Location:	Learner
Client:	LFR Levine Fricke	Prep:	EPA 5030B
Project#:	001-09466-01	Analysis:	EPA 8260B
Type:	BLANK	Basis:	as received
Lab ID:	QC436563	Diln Fac:	1.000
Matrix:	Soil	Batch#:	136847
Units:	ug/Kg	Analyzed:	04/08/08

Analyte	Result	RL
Dibromochloromethane	ND	5.0
1,2-Dibromoethane	ND	5.0
Chlorobenzene	ND	5.0
1,1,1,2-Tetrachloroethane	ND	5.0
Ethylbenzene	ND	5.0
m,p-Xylenes	ND	5.0
o-Xylene	ND	5.0
Styrene	ND	5.0
Bromoform	ND	5.0
Isopropylbenzene	ND	5.0
1,1,2,2-Tetrachloroethane	ND	5.0
1,2,3-Trichloropropane	ND	5.0
Propylbenzene	ND	5.0
Bromobenzene	ND	5.0
1,3,5-Trimethylbenzene	ND	5.0
2-Chlorotoluene	ND	5.0
4-Chlorotoluene	ND	5.0
tert-Butylbenzene	ND	5.0
1,2,4-Trimethylbenzene	ND	5.0
sec-Butylbenzene	ND	5.0
para-Isopropyl Toluene	ND	5.0
1,3-Dichlorobenzene	ND	5.0
1,4-Dichlorobenzene	ND	5.0
n-Butylbenzene	ND	5.0
1,2-Dichlorobenzene	ND	5.0
1,2-Dibromo-3-Chloropropane	ND	5.0
1,2,4-Trichlorobenzene	ND	5.0
Hexachlorobutadiene	ND	5.0
Naphthalene	ND	5.0
1,2,3-Trichlorobenzene	ND	5.0

Surrogate	%REC	Limits
Dibromofluoromethane	97	63-133
1,2-Dichloroethane-d4	95	76-137
Toluene-d8	102	80-111
Bromofluorobenzene	106	77-126

ND= Not Detected

RL= Reporting Limit

Batch QC Report

Purgeable Organics by GC/MS			
Lab #:	202453	Location:	Learner
Client:	LFR Levine Fricke	Prep:	EPA 5030B
Project#:	001-09466-01	Analysis:	EPA 8260B
Matrix:	Soil	Diln Fac:	1.000
Units:	ug/Kg	Batch#:	136847
Basis:	as received	Analyzed:	04/08/08

Type: BS Lab ID: QC436564

Analyte	Spiked	Result	%REC	Limits
1,1-Dichloroethene	25.00	22.17	89	71-133
Benzene	25.00	25.05	100	79-123
Trichloroethene	25.00	23.11	92	79-124
Toluene	25.00	24.12	96	80-123
Chlorobenzene	25.00	24.86	99	80-120

Surrogate	%REC	Limits
Dibromofluoromethane	108	63-133
1,2-Dichloroethane-d4	92	76-137
Toluene-d8	97	80-111
Bromofluorobenzene	105	77-126

Type: BSD Lab ID: QC436565

Analyte	Spiked	Result	%REC	Limits	RPD	Lim
1,1-Dichloroethene	25.00	22.03	88	71-133	1	20
Benzene	25.00	24.70	99	79-123	1	20
Trichloroethene	25.00	22.67	91	79-124	2	20
Toluene	25.00	23.85	95	80-123	1	20
Chlorobenzene	25.00	24.61	98	80-120	1	20

Surrogate	%REC	Limits
Dibromofluoromethane	106	63-133
1,2-Dichloroethane-d4	93	76-137
Toluene-d8	97	80-111
Bromofluorobenzene	102	77-126

RPD= Relative Percent Difference

Purgeable Organics by GC/MS

Lab #:	202453	Location:	Learner
Client:	LFR Levine Fricke	Prep:	EPA 5035
Project#:	001-09466-01	Analysis:	EPA 8260B
Field ID:	LP-10-2FT	Diln Fac:	0.9615
Lab ID:	202453-001	Batch#:	136789
Matrix:	Soil	Sampled:	04/04/08
Units:	ug/Kg	Received:	04/04/08
Basis:	as received	Analyzed:	04/07/08

Analyte	Result	RL
Freon 12	ND	9.6
Chloromethane	ND	9.6
Vinyl Chloride	ND	9.6
Bromomethane	ND	9.6
Chloroethane	ND	9.6
Trichlorofluoromethane	ND	4.8
Acetone	ND	19
Freon 113	ND	4.8
1,1-Dichloroethene	ND	4.8
Methylene Chloride	ND	19
Carbon Disulfide	ND	4.8
MTBE	ND	4.8
trans-1,2-Dichloroethene	ND	4.8
Vinyl Acetate	ND	48
1,1-Dichloroethane	ND	4.8
2-Butanone	ND	9.6
cis-1,2-Dichloroethene	ND	4.8
2,2-Dichloropropane	ND	4.8
Chloroform	ND	4.8
Bromochloromethane	ND	4.8
1,1,1-Trichloroethane	ND	4.8
1,1-Dichloropropene	ND	4.8
Carbon Tetrachloride	ND	4.8
1,2-Dichloroethane	ND	4.8
Benzene	ND	4.8
Trichloroethene	ND	4.8
1,2-Dichloropropane	ND	4.8
Bromodichloromethane	ND	4.8
Dibromomethane	ND	4.8
4-Methyl-2-Pentanone	ND	9.6
cis-1,3-Dichloropropene	ND	4.8
Toluene	ND	4.8
trans-1,3-Dichloropropene	ND	4.8
1,1,2-Trichloroethane	ND	4.8
2-Hexanone	ND	9.6
1,3-Dichloropropane	ND	4.8
Tetrachloroethene	ND	4.8

ND= Not Detected

RL= Reporting Limit

Purgeable Organics by GC/MS

Lab #:	202453	Location:	Learner
Client:	LFR Levine Fricke	Prep:	EPA 5035
Project#:	001-09466-01	Analysis:	EPA 8260B
Field ID:	LP-10-2FT	Diln Fac:	0.9615
Lab ID:	202453-001	Batch#:	136789
Matrix:	Soil	Sampled:	04/04/08
Units:	ug/Kg	Received:	04/04/08
Basis:	as received	Analyzed:	04/07/08

Analyte	Result	RL
Dibromochloromethane	ND	4.8
1,2-Dibromoethane	ND	4.8
Chlorobenzene	ND	4.8
1,1,1,2-Tetrachloroethane	ND	4.8
Ethylbenzene	ND	4.8
m,p-Xylenes	ND	4.8
o-Xylene	ND	4.8
Styrene	ND	4.8
Bromoform	ND	4.8
Isopropylbenzene	ND	4.8
1,1,2,2-Tetrachloroethane	ND	4.8
1,2,3-Trichloropropane	ND	4.8
Propylbenzene	ND	4.8
Bromobenzene	ND	4.8
1,3,5-Trimethylbenzene	ND	4.8
2-Chlorotoluene	ND	4.8
4-Chlorotoluene	ND	4.8
tert-Butylbenzene	ND	4.8
1,2,4-Trimethylbenzene	ND	4.8
sec-Butylbenzene	ND	4.8
para-Isopropyl Toluene	ND	4.8
1,3-Dichlorobenzene	ND	4.8
1,4-Dichlorobenzene	ND	4.8
n-Butylbenzene	ND	4.8
1,2-Dichlorobenzene	ND	4.8
1,2-Dibromo-3-Chloropropane	ND	4.8
1,2,4-Trichlorobenzene	ND	4.8
Hexachlorobutadiene	ND	4.8
Naphthalene	ND	4.8
1,2,3-Trichlorobenzene	ND	4.8

Surrogate	%REC	Limits
Dibromofluoromethane	96	78-126
1,2-Dichloroethane-d4	81	76-137
Toluene-d8	99	80-120
Bromofluorobenzene	97	80-121

ND= Not Detected

RL= Reporting Limit

Purgeable Organics by GC/MS

Lab #:	202453	Location:	Learner
Client:	LFR Levine Fricke	Prep:	EPA 5035
Project#:	001-09466-01	Analysis:	EPA 8260B
Field ID:	LP-10-4FT	Diln Fac:	0.9615
Lab ID:	202453-002	Batch#:	136789
Matrix:	Soil	Sampled:	04/04/08
Units:	ug/Kg	Received:	04/04/08
Basis:	as received	Analyzed:	04/07/08

Analyte	Result	RL
Freon 12	ND	9.6
Chloromethane	ND	9.6
Vinyl Chloride	ND	9.6
Bromomethane	ND	9.6
Chloroethane	ND	9.6
Trichlorofluoromethane	ND	4.8
Acetone	ND	19
Freon 113	ND	4.8
1,1-Dichloroethene	ND	4.8
Methylene Chloride	ND	19
Carbon Disulfide	ND	4.8
MTBE	ND	4.8
trans-1,2-Dichloroethene	ND	4.8
Vinyl Acetate	ND	48
1,1-Dichloroethane	ND	4.8
2-Butanone	ND	9.6
cis-1,2-Dichloroethene	ND	4.8
2,2-Dichloropropane	ND	4.8
Chloroform	ND	4.8
Bromochloromethane	ND	4.8
1,1,1-Trichloroethane	ND	4.8
1,1-Dichloropropene	ND	4.8
Carbon Tetrachloride	ND	4.8
1,2-Dichloroethane	ND	4.8
Benzene	ND	4.8
Trichloroethene	ND	4.8
1,2-Dichloropropane	ND	4.8
Bromodichloromethane	ND	4.8
Dibromomethane	ND	4.8
4-Methyl-2-Pentanone	ND	9.6
cis-1,3-Dichloropropene	ND	4.8
Toluene	ND	4.8
trans-1,3-Dichloropropene	ND	4.8
1,1,2-Trichloroethane	ND	4.8
2-Hexanone	ND	9.6
1,3-Dichloropropane	ND	4.8
Tetrachloroethene	ND	4.8

ND= Not Detected

RL= Reporting Limit

Purgeable Organics by GC/MS

Lab #:	202453	Location:	Learner
Client:	LFR Levine Fricke	Prep:	EPA 5035
Project#:	001-09466-01	Analysis:	EPA 8260B
Field ID:	LP-10-4FT	Diln Fac:	0.9615
Lab ID:	202453-002	Batch#:	136789
Matrix:	Soil	Sampled:	04/04/08
Units:	ug/Kg	Received:	04/04/08
Basis:	as received	Analyzed:	04/07/08

Analyte	Result	RL
Dibromochloromethane	ND	4.8
1,2-Dibromoethane	ND	4.8
Chlorobenzene	ND	4.8
1,1,1,2-Tetrachloroethane	ND	4.8
Ethylbenzene	ND	4.8
m,p-Xylenes	ND	4.8
o-Xylene	ND	4.8
Styrene	ND	4.8
Bromoform	ND	4.8
Isopropylbenzene	ND	4.8
1,1,2,2-Tetrachloroethane	ND	4.8
1,2,3-Trichloropropane	ND	4.8
Propylbenzene	ND	4.8
Bromobenzene	ND	4.8
1,3,5-Trimethylbenzene	ND	4.8
2-Chlorotoluene	ND	4.8
4-Chlorotoluene	ND	4.8
tert-Butylbenzene	ND	4.8
1,2,4-Trimethylbenzene	ND	4.8
sec-Butylbenzene	ND	4.8
para-Isopropyl Toluene	ND	4.8
1,3-Dichlorobenzene	ND	4.8
1,4-Dichlorobenzene	ND	4.8
n-Butylbenzene	ND	4.8
1,2-Dichlorobenzene	ND	4.8
1,2-Dibromo-3-Chloropropane	ND	4.8
1,2,4-Trichlorobenzene	ND	4.8
Hexachlorobutadiene	ND	4.8
Naphthalene	ND	4.8
1,2,3-Trichlorobenzene	ND	4.8

Surrogate	%REC	Limits
Dibromofluoromethane	97	78-126
1,2-Dichloroethane-d4	80	76-137
Toluene-d8	99	80-120
Bromofluorobenzene	98	80-121

ND= Not Detected
 RL= Reporting Limit

Purgeable Organics by GC/MS

Lab #:	202453	Location:	Learner
Client:	LFR Levine Fricke	Prep:	EPA 5035
Project#:	001-09466-01	Analysis:	EPA 8260B
Field ID:	LP-13-2FT	Diln Fac:	0.8929
Lab ID:	202453-003	Batch#:	136789
Matrix:	Soil	Sampled:	04/04/08
Units:	ug/Kg	Received:	04/04/08
Basis:	as received	Analyzed:	04/07/08

Analyte	Result	RL
Freon 12	ND	8.9
Chloromethane	ND	8.9
Vinyl Chloride	ND	8.9
Bromomethane	ND	8.9
Chloroethane	ND	8.9
Trichlorofluoromethane	ND	4.5
Acetone	ND	18
Freon 113	ND	4.5
1,1-Dichloroethene	ND	4.5
Methylene Chloride	ND	18
Carbon Disulfide	ND	4.5
MTBE	ND	4.5
trans-1,2-Dichloroethene	ND	4.5
Vinyl Acetate	ND	45
1,1-Dichloroethane	ND	4.5
2-Butanone	ND	8.9
cis-1,2-Dichloroethene	ND	4.5
2,2-Dichloropropane	ND	4.5
Chloroform	ND	4.5
Bromochloromethane	ND	4.5
1,1,1-Trichloroethane	ND	4.5
1,1-Dichloropropene	ND	4.5
Carbon Tetrachloride	ND	4.5
1,2-Dichloroethane	ND	4.5
Benzene	ND	4.5
Trichloroethene	ND	4.5
1,2-Dichloropropane	ND	4.5
Bromodichloromethane	ND	4.5
Dibromomethane	ND	4.5
4-Methyl-2-Pentanone	ND	8.9
cis-1,3-Dichloropropene	ND	4.5
Toluene	ND	4.5
trans-1,3-Dichloropropene	ND	4.5
1,1,2-Trichloroethane	ND	4.5
2-Hexanone	ND	8.9
1,3-Dichloropropane	ND	4.5
Tetrachloroethene	ND	4.5

ND= Not Detected

RL= Reporting Limit

Purgeable Organics by GC/MS

Lab #:	202453	Location:	Learner
Client:	LFR Levine Fricke	Prep:	EPA 5035
Project#:	001-09466-01	Analysis:	EPA 8260B
Field ID:	LP-13-2FT	Diln Fac:	0.8929
Lab ID:	202453-003	Batch#:	136789
Matrix:	Soil	Sampled:	04/04/08
Units:	ug/Kg	Received:	04/04/08
Basis:	as received	Analyzed:	04/07/08

Analyte	Result	RL
Dibromochloromethane	ND	4.5
1,2-Dibromoethane	ND	4.5
Chlorobenzene	ND	4.5
1,1,1,2-Tetrachloroethane	ND	4.5
Ethylbenzene	ND	4.5
m,p-Xylenes	ND	4.5
o-Xylene	ND	4.5
Styrene	ND	4.5
Bromoform	ND	4.5
Isopropylbenzene	ND	4.5
1,1,2,2-Tetrachloroethane	ND	4.5
1,2,3-Trichloropropane	ND	4.5
Propylbenzene	ND	4.5
Bromobenzene	ND	4.5
1,3,5-Trimethylbenzene	ND	4.5
2-Chlorotoluene	ND	4.5
4-Chlorotoluene	ND	4.5
tert-Butylbenzene	ND	4.5
1,2,4-Trimethylbenzene	ND	4.5
sec-Butylbenzene	ND	4.5
para-Isopropyl Toluene	ND	4.5
1,3-Dichlorobenzene	ND	4.5
1,4-Dichlorobenzene	ND	4.5
n-Butylbenzene	ND	4.5
1,2-Dichlorobenzene	ND	4.5
1,2-Dibromo-3-Chloropropane	ND	4.5
1,2,4-Trichlorobenzene	ND	4.5
Hexachlorobutadiene	ND	4.5
Naphthalene	ND	4.5
1,2,3-Trichlorobenzene	ND	4.5

Surrogate	%REC	Limits
Dibromofluoromethane	95	78-126
1,2-Dichloroethane-d4	83	76-137
Toluene-d8	99	80-120
Bromofluorobenzene	101	80-121

ND= Not Detected
 RL= Reporting Limit

Purgeable Organics by GC/MS

Lab #:	202453	Location:	Learner
Client:	LFR Levine Fricke	Prep:	EPA 5035
Project#:	001-09466-01	Analysis:	EPA 8260B
Field ID:	LP-13-4FT	Diln Fac:	0.7937
Lab ID:	202453-004	Batch#:	136789
Matrix:	Soil	Sampled:	04/04/08
Units:	ug/Kg	Received:	04/04/08
Basis:	as received	Analyzed:	04/07/08

Analyte	Result	RL
Freon 12	ND	7.9
Chloromethane	ND	7.9
Vinyl Chloride	ND	7.9
Bromomethane	ND	7.9
Chloroethane	ND	7.9
Trichlorofluoromethane	ND	4.0
Acetone	ND	16
Freon 113	ND	4.0
1,1-Dichloroethene	ND	4.0
Methylene Chloride	ND	16
Carbon Disulfide	ND	4.0
MTBE	ND	4.0
trans-1,2-Dichloroethene	ND	4.0
Vinyl Acetate	ND	40
1,1-Dichloroethane	ND	4.0
2-Butanone	ND	7.9
cis-1,2-Dichloroethene	ND	4.0
2,2-Dichloropropane	ND	4.0
Chloroform	ND	4.0
Bromochloromethane	ND	4.0
1,1,1-Trichloroethane	ND	4.0
1,1-Dichloropropene	ND	4.0
Carbon Tetrachloride	ND	4.0
1,2-Dichloroethane	ND	4.0
Benzene	ND	4.0
Trichloroethene	ND	4.0
1,2-Dichloropropane	ND	4.0
Bromodichloromethane	ND	4.0
Dibromomethane	ND	4.0
4-Methyl-2-Pentanone	ND	7.9
cis-1,3-Dichloropropene	ND	4.0
Toluene	ND	4.0
trans-1,3-Dichloropropene	ND	4.0
1,1,2-Trichloroethane	ND	4.0
2-Hexanone	ND	7.9
1,3-Dichloropropane	ND	4.0
Tetrachloroethene	ND	4.0

ND= Not Detected

RL= Reporting Limit

Purgeable Organics by GC/MS

Lab #:	202453	Location:	Learner
Client:	LFR Levine Fricke	Prep:	EPA 5035
Project#:	001-09466-01	Analysis:	EPA 8260B
Field ID:	LP-13-4FT	Diln Fac:	0.7937
Lab ID:	202453-004	Batch#:	136789
Matrix:	Soil	Sampled:	04/04/08
Units:	ug/Kg	Received:	04/04/08
Basis:	as received	Analyzed:	04/07/08

Analyte	Result	RL
Dibromochloromethane	ND	4.0
1,2-Dibromoethane	ND	4.0
Chlorobenzene	ND	4.0
1,1,1,2-Tetrachloroethane	ND	4.0
Ethylbenzene	ND	4.0
m,p-Xylenes	ND	4.0
o-Xylene	ND	4.0
Styrene	ND	4.0
Bromoform	ND	4.0
Isopropylbenzene	ND	4.0
1,1,2,2-Tetrachloroethane	ND	4.0
1,2,3-Trichloropropane	ND	4.0
Propylbenzene	ND	4.0
Bromobenzene	ND	4.0
1,3,5-Trimethylbenzene	ND	4.0
2-Chlorotoluene	ND	4.0
4-Chlorotoluene	ND	4.0
tert-Butylbenzene	ND	4.0
1,2,4-Trimethylbenzene	ND	4.0
sec-Butylbenzene	ND	4.0
para-Isopropyl Toluene	ND	4.0
1,3-Dichlorobenzene	ND	4.0
1,4-Dichlorobenzene	ND	4.0
n-Butylbenzene	ND	4.0
1,2-Dichlorobenzene	ND	4.0
1,2-Dibromo-3-Chloropropane	ND	4.0
1,2,4-Trichlorobenzene	ND	4.0
Hexachlorobutadiene	ND	4.0
Naphthalene	ND	4.0
1,2,3-Trichlorobenzene	ND	4.0

Surrogate	%REC	Limits
Dibromofluoromethane	94	78-126
1,2-Dichloroethane-d4	81	76-137
Toluene-d8	99	80-120
Bromofluorobenzene	97	80-121

ND= Not Detected

RL= Reporting Limit

Purgeable Organics by GC/MS

Lab #:	202453	Location:	Learner
Client:	LFR Levine Fricke	Prep:	EPA 5035
Project#:	001-09466-01	Analysis:	EPA 8260B
Field ID:	LP-7-2FT	Diln Fac:	1.000
Lab ID:	202453-009	Batch#:	136848
Matrix:	Soil	Sampled:	04/04/08
Units:	ug/Kg	Received:	04/04/08
Basis:	as received	Analyzed:	04/08/08

Analyte	Result	RL
Freon 12	ND	10
Chloromethane	ND	10
Vinyl Chloride	ND	10
Bromomethane	ND	10
Chloroethane	ND	10
Trichlorofluoromethane	ND	5.0
Acetone	ND	20
Freon 113	ND	5.0
1,1-Dichloroethene	ND	5.0
Methylene Chloride	ND	20
Carbon Disulfide	ND	5.0
MTBE	ND	5.0
trans-1,2-Dichloroethene	ND	5.0
Vinyl Acetate	ND	50
1,1-Dichloroethane	ND	5.0
2-Butanone	ND	10
cis-1,2-Dichloroethene	ND	5.0
2,2-Dichloropropane	ND	5.0
Chloroform	ND	5.0
Bromochloromethane	ND	5.0
1,1,1-Trichloroethane	ND	5.0
1,1-Dichloropropene	ND	5.0
Carbon Tetrachloride	ND	5.0
1,2-Dichloroethane	ND	5.0
Benzene	ND	5.0
Trichloroethene	ND	5.0
1,2-Dichloropropane	ND	5.0
Bromodichloromethane	ND	5.0
Dibromomethane	ND	5.0
4-Methyl-2-Pentanone	ND	10
cis-1,3-Dichloropropene	ND	5.0
Toluene	ND	5.0
trans-1,3-Dichloropropene	ND	5.0
1,1,2-Trichloroethane	ND	5.0
2-Hexanone	ND	10
1,3-Dichloropropane	ND	5.0
Tetrachloroethene	ND	5.0
Dibromochloromethane	ND	5.0
1,2-Dibromoethane	ND	5.0
Chlorobenzene	ND	5.0
1,1,1,2-Tetrachloroethane	ND	5.0
Ethylbenzene	ND	5.0
m,p-Xylenes	ND	5.0
o-Xylene	ND	5.0
Styrene	ND	5.0
Bromoform	ND	5.0
Isopropylbenzene	ND	5.0
1,1,2,2-Tetrachloroethane	ND	5.0
1,2,3-Trichloropropane	ND	5.0
Propylbenzene	ND	5.0
Bromobenzene	ND	5.0
1,3,5-Trimethylbenzene	ND	5.0
2-Chlorotoluene	ND	5.0

*= Value outside of QC limits; see narrative

ND= Not Detected

RL= Reporting Limit

Purgeable Organics by GC/MS

Lab #:	202453	Location:	Learner
Client:	LFR Levine Fricke	Prep:	EPA 5035
Project#:	001-09466-01	Analysis:	EPA 8260B
Field ID:	LP-7-2FT	Diln Fac:	1.000
Lab ID:	202453-009	Batch#:	136848
Matrix:	Soil	Sampled:	04/04/08
Units:	ug/Kg	Received:	04/04/08
Basis:	as received	Analyzed:	04/08/08

Analyte	Result	RL
4-Chlorotoluene	ND	5.0
tert-Butylbenzene	ND	5.0
1,2,4-Trimethylbenzene	ND	5.0
sec-Butylbenzene	ND	5.0
para-Isopropyl Toluene	ND	5.0
1,3-Dichlorobenzene	ND	5.0
1,4-Dichlorobenzene	ND	5.0
n-Butylbenzene	ND	5.0
1,2-Dichlorobenzene	ND	5.0
1,2-Dibromo-3-Chloropropane	ND	5.0
1,2,4-Trichlorobenzene	ND	5.0
Hexachlorobutadiene	ND	5.0
Naphthalene	ND	5.0
1,2,3-Trichlorobenzene	ND	5.0

Surrogate	%REC	Limits
Dibromofluoromethane	107	78-126
1,2-Dichloroethane-d4	113	76-137
Toluene-d8	104	80-120
Bromofluorobenzene	138 *	80-121

*= Value outside of QC limits; see narrative
 ND= Not Detected
 RL= Reporting Limit
 Page 2 of 2

Purgeable Organics by GC/MS

Lab #:	202453	Location:	Learner
Client:	LFR Levine Fricke	Prep:	EPA 5035
Project#:	001-09466-01	Analysis:	EPA 8260B
Field ID:	LP-7-4FT	Diln Fac:	0.7813
Lab ID:	202453-010	Batch#:	136820
Matrix:	Soil	Sampled:	04/04/08
Units:	ug/Kg	Received:	04/04/08
Basis:	as received	Analyzed:	04/07/08

Analyte	Result	RL
Freon 12	ND	7.8
Chloromethane	ND	7.8
Vinyl Chloride	ND	7.8
Bromomethane	ND	7.8
Chloroethane	ND	7.8
Trichlorofluoromethane	ND	3.9
Acetone	ND	16
Freon 113	ND	3.9
1,1-Dichloroethene	ND	3.9
Methylene Chloride	ND	16
Carbon Disulfide	ND	3.9
MTBE	ND	3.9
trans-1,2-Dichloroethene	ND	3.9
Vinyl Acetate	ND	39
1,1-Dichloroethane	ND	3.9
2-Butanone	ND	7.8
cis-1,2-Dichloroethene	ND	3.9
2,2-Dichloropropane	ND	3.9
Chloroform	ND	3.9
Bromochloromethane	ND	3.9
1,1,1-Trichloroethane	ND	3.9
1,1-Dichloropropene	ND	3.9
Carbon Tetrachloride	ND	3.9
1,2-Dichloroethane	ND	3.9
Benzene	ND	3.9
Trichloroethene	ND	3.9
1,2-Dichloropropane	ND	3.9
Bromodichloromethane	ND	3.9
Dibromomethane	ND	3.9
4-Methyl-2-Pentanone	ND	7.8
cis-1,3-Dichloropropene	ND	3.9
Toluene	ND	3.9
trans-1,3-Dichloropropene	ND	3.9
1,1,2-Trichloroethane	ND	3.9
2-Hexanone	ND	7.8
1,3-Dichloropropane	ND	3.9
Tetrachloroethene	ND	3.9

ND= Not Detected

RL= Reporting Limit

Purgeable Organics by GC/MS

Lab #:	202453	Location:	Learner
Client:	LFR Levine Fricke	Prep:	EPA 5035
Project#:	001-09466-01	Analysis:	EPA 8260B
Field ID:	LP-7-4FT	Diln Fac:	0.7813
Lab ID:	202453-010	Batch#:	136820
Matrix:	Soil	Sampled:	04/04/08
Units:	ug/Kg	Received:	04/04/08
Basis:	as received	Analyzed:	04/07/08

Analyte	Result	RL
Dibromochloromethane	ND	3.9
1,2-Dibromoethane	ND	3.9
Chlorobenzene	ND	3.9
1,1,1,2-Tetrachloroethane	ND	3.9
Ethylbenzene	ND	3.9
m,p-Xylenes	ND	3.9
o-Xylene	ND	3.9
Styrene	ND	3.9
Bromoform	ND	3.9
Isopropylbenzene	ND	3.9
1,1,2,2-Tetrachloroethane	ND	3.9
1,2,3-Trichloropropane	ND	3.9
Propylbenzene	ND	3.9
Bromobenzene	ND	3.9
1,3,5-Trimethylbenzene	ND	3.9
2-Chlorotoluene	ND	3.9
4-Chlorotoluene	ND	3.9
tert-Butylbenzene	ND	3.9
1,2,4-Trimethylbenzene	ND	3.9
sec-Butylbenzene	ND	3.9
para-Isopropyl Toluene	ND	3.9
1,3-Dichlorobenzene	ND	3.9
1,4-Dichlorobenzene	ND	3.9
n-Butylbenzene	ND	3.9
1,2-Dichlorobenzene	ND	3.9
1,2-Dibromo-3-Chloropropane	ND	3.9
1,2,4-Trichlorobenzene	ND	3.9
Hexachlorobutadiene	ND	3.9
Naphthalene	ND	3.9
1,2,3-Trichlorobenzene	ND	3.9

Surrogate	%REC	Limits
Dibromofluoromethane	99	78-126
1,2-Dichloroethane-d4	94	76-137
Toluene-d8	106	80-120
Bromofluorobenzene	108	80-121

ND= Not Detected
 RL= Reporting Limit

Purgeable Organics by GC/MS

Lab #:	202453	Location:	Learner
Client:	LFR Levine Fricke	Prep:	EPA 5035
Project#:	001-09466-01	Analysis:	EPA 8260B
Field ID:	LP-8-2FT	Diln Fac:	1.136
Lab ID:	202453-011	Batch#:	136820
Matrix:	Soil	Sampled:	04/04/08
Units:	ug/Kg	Received:	04/04/08
Basis:	as received	Analyzed:	04/07/08

Analyte	Result	RL
Freon 12	ND	11
Chloromethane	ND	11
Vinyl Chloride	ND	11
Bromomethane	ND	11
Chloroethane	ND	11
Trichlorofluoromethane	ND	5.7
Acetone	ND	23
Freon 113	ND	5.7
1,1-Dichloroethene	ND	5.7
Methylene Chloride	ND	23
Carbon Disulfide	ND	5.7
MTBE	ND	5.7
trans-1,2-Dichloroethene	ND	5.7
Vinyl Acetate	ND	57
1,1-Dichloroethane	ND	5.7
2-Butanone	ND	11
cis-1,2-Dichloroethene	ND	5.7
2,2-Dichloropropane	ND	5.7
Chloroform	ND	5.7
Bromochloromethane	ND	5.7
1,1,1-Trichloroethane	ND	5.7
1,1-Dichloropropene	ND	5.7
Carbon Tetrachloride	ND	5.7
1,2-Dichloroethane	ND	5.7
Benzene	ND	5.7
Trichloroethene	ND	5.7
1,2-Dichloropropane	ND	5.7
Bromodichloromethane	ND	5.7
Dibromomethane	ND	5.7
4-Methyl-2-Pentanone	ND	11
cis-1,3-Dichloropropene	ND	5.7
Toluene	ND	5.7
trans-1,3-Dichloropropene	ND	5.7
1,1,2-Trichloroethane	ND	5.7
2-Hexanone	ND	11
1,3-Dichloropropane	ND	5.7
Tetrachloroethene	ND	5.7
Dibromochloromethane	ND	5.7
1,2-Dibromoethane	ND	5.7
Chlorobenzene	ND	5.7
1,1,1,2-Tetrachloroethane	ND	5.7
Ethylbenzene	ND	5.7
m,p-Xylenes	ND	5.7
o-Xylene	ND	5.7
Styrene	ND	5.7
Bromoform	ND	5.7
Isopropylbenzene	ND	5.7
1,1,2,2-Tetrachloroethane	ND	5.7
1,2,3-Trichloropropane	ND	5.7
Propylbenzene	ND	5.7
Bromobenzene	ND	5.7
1,3,5-Trimethylbenzene	ND	5.7
2-Chlorotoluene	ND	5.7

*= Value outside of QC limits; see narrative

ND= Not Detected

RL= Reporting Limit

Purgeable Organics by GC/MS

Lab #:	202453	Location:	Learner
Client:	LFR Levine Fricke	Prep:	EPA 5035
Project#:	001-09466-01	Analysis:	EPA 8260B
Field ID:	LP-8-2FT	Diln Fac:	1.136
Lab ID:	202453-011	Batch#:	136820
Matrix:	Soil	Sampled:	04/04/08
Units:	ug/Kg	Received:	04/04/08
Basis:	as received	Analyzed:	04/07/08

Analyte	Result	RL
4-Chlorotoluene	ND	5.7
tert-Butylbenzene	ND	5.7
1,2,4-Trimethylbenzene	ND	5.7
sec-Butylbenzene	ND	5.7
para-Isopropyl Toluene	ND	5.7
1,3-Dichlorobenzene	ND	5.7
1,4-Dichlorobenzene	ND	5.7
n-Butylbenzene	ND	5.7
1,2-Dichlorobenzene	ND	5.7
1,2-Dibromo-3-Chloropropane	ND	5.7
1,2,4-Trichlorobenzene	ND	5.7
Hexachlorobutadiene	ND	5.7
Naphthalene	ND	5.7
1,2,3-Trichlorobenzene	ND	5.7

Surrogate	%REC	Limits
Dibromofluoromethane	103	78-126
1,2-Dichloroethane-d4	97	76-137
Toluene-d8	104	80-120
Bromofluorobenzene	125 *	80-121

*= Value outside of QC limits; see narrative
 ND= Not Detected
 RL= Reporting Limit
 Page 2 of 2

Purgeable Organics by GC/MS

Lab #:	202453	Location:	Learner
Client:	LFR Levine Fricke	Prep:	EPA 5035
Project#:	001-09466-01	Analysis:	EPA 8260B
Field ID:	LP-8-4FT	Diln Fac:	0.7937
Lab ID:	202453-012	Batch#:	136820
Matrix:	Soil	Sampled:	04/04/08
Units:	ug/Kg	Received:	04/04/08
Basis:	as received	Analyzed:	04/07/08

Analyte	Result	RL
Freon 12	ND	7.9
Chloromethane	ND	7.9
Vinyl Chloride	ND	7.9
Bromomethane	ND	7.9
Chloroethane	ND	7.9
Trichlorofluoromethane	ND	4.0
Acetone	ND	16
Freon 113	ND	4.0
1,1-Dichloroethene	ND	4.0
Methylene Chloride	ND	16
Carbon Disulfide	ND	4.0
MTBE	ND	4.0
trans-1,2-Dichloroethene	ND	4.0
Vinyl Acetate	ND	40
1,1-Dichloroethane	ND	4.0
2-Butanone	ND	7.9
cis-1,2-Dichloroethene	ND	4.0
2,2-Dichloropropane	ND	4.0
Chloroform	ND	4.0
Bromochloromethane	ND	4.0
1,1,1-Trichloroethane	ND	4.0
1,1-Dichloropropene	ND	4.0
Carbon Tetrachloride	ND	4.0
1,2-Dichloroethane	ND	4.0
Benzene	ND	4.0
Trichloroethene	ND	4.0
1,2-Dichloropropane	ND	4.0
Bromodichloromethane	ND	4.0
Dibromomethane	ND	4.0
4-Methyl-2-Pentanone	ND	7.9
cis-1,3-Dichloropropene	ND	4.0
Toluene	ND	4.0
trans-1,3-Dichloropropene	ND	4.0
1,1,2-Trichloroethane	ND	4.0
2-Hexanone	ND	7.9
1,3-Dichloropropane	ND	4.0
Tetrachloroethene	ND	4.0

ND= Not Detected

RL= Reporting Limit

Purgeable Organics by GC/MS

Lab #:	202453	Location:	Learner
Client:	LFR Levine Fricke	Prep:	EPA 5035
Project#:	001-09466-01	Analysis:	EPA 8260B
Field ID:	LP-8-4FT	Diln Fac:	0.7937
Lab ID:	202453-012	Batch#:	136820
Matrix:	Soil	Sampled:	04/04/08
Units:	ug/Kg	Received:	04/04/08
Basis:	as received	Analyzed:	04/07/08

Analyte	Result	RL
Dibromochloromethane	ND	4.0
1,2-Dibromoethane	ND	4.0
Chlorobenzene	ND	4.0
1,1,1,2-Tetrachloroethane	ND	4.0
Ethylbenzene	ND	4.0
m,p-Xylenes	ND	4.0
o-Xylene	ND	4.0
Styrene	ND	4.0
Bromoform	ND	4.0
Isopropylbenzene	ND	4.0
1,1,2,2-Tetrachloroethane	ND	4.0
1,2,3-Trichloropropane	ND	4.0
Propylbenzene	ND	4.0
Bromobenzene	ND	4.0
1,3,5-Trimethylbenzene	ND	4.0
2-Chlorotoluene	ND	4.0
4-Chlorotoluene	ND	4.0
tert-Butylbenzene	ND	4.0
1,2,4-Trimethylbenzene	ND	4.0
sec-Butylbenzene	ND	4.0
para-Isopropyl Toluene	ND	4.0
1,3-Dichlorobenzene	ND	4.0
1,4-Dichlorobenzene	ND	4.0
n-Butylbenzene	ND	4.0
1,2-Dichlorobenzene	ND	4.0
1,2-Dibromo-3-Chloropropane	ND	4.0
1,2,4-Trichlorobenzene	ND	4.0
Hexachlorobutadiene	ND	4.0
Naphthalene	ND	4.0
1,2,3-Trichlorobenzene	ND	4.0

Surrogate	%REC	Limits
Dibromofluoromethane	103	78-126
1,2-Dichloroethane-d4	101	76-137
Toluene-d8	107	80-120
Bromofluorobenzene	107	80-121

ND= Not Detected
 RL= Reporting Limit

Purgeable Organics by GC/MS

Lab #:	202453	Location:	Learner
Client:	LFR Levine Fricke	Prep:	EPA 5035
Project#:	001-09466-01	Analysis:	EPA 8260B
Field ID:	LP-5-2FT	Diln Fac:	0.6849
Lab ID:	202453-013	Batch#:	136820
Matrix:	Soil	Sampled:	04/04/08
Units:	ug/Kg	Received:	04/04/08
Basis:	as received	Analyzed:	04/07/08

Analyte	Result	RL
Freon 12	ND	6.8
Chloromethane	ND	6.8
Vinyl Chloride	ND	6.8
Bromomethane	ND	6.8
Chloroethane	ND	6.8
Trichlorofluoromethane	ND	3.4
Acetone	ND	14
Freon 113	ND	3.4
1,1-Dichloroethene	ND	3.4
Methylene Chloride	ND	14
Carbon Disulfide	ND	3.4
MTBE	ND	3.4
trans-1,2-Dichloroethene	ND	3.4
Vinyl Acetate	ND	34
1,1-Dichloroethane	ND	3.4
2-Butanone	ND	6.8
cis-1,2-Dichloroethene	ND	3.4
2,2-Dichloropropane	ND	3.4
Chloroform	ND	3.4
Bromochloromethane	ND	3.4
1,1,1-Trichloroethane	ND	3.4
1,1-Dichloropropene	ND	3.4
Carbon Tetrachloride	ND	3.4
1,2-Dichloroethane	ND	3.4
Benzene	ND	3.4
Trichloroethene	ND	3.4
1,2-Dichloropropane	ND	3.4
Bromodichloromethane	ND	3.4
Dibromomethane	ND	3.4
4-Methyl-2-Pentanone	ND	6.8
cis-1,3-Dichloropropene	ND	3.4
Toluene	ND	3.4
trans-1,3-Dichloropropene	ND	3.4
1,1,2-Trichloroethane	ND	3.4
2-Hexanone	ND	6.8
1,3-Dichloropropane	ND	3.4
Tetrachloroethene	ND	3.4

ND= Not Detected

RL= Reporting Limit

Purgeable Organics by GC/MS

Lab #:	202453	Location:	Learner
Client:	LFR Levine Fricke	Prep:	EPA 5035
Project#:	001-09466-01	Analysis:	EPA 8260B
Field ID:	LP-5-2FT	Diln Fac:	0.6849
Lab ID:	202453-013	Batch#:	136820
Matrix:	Soil	Sampled:	04/04/08
Units:	ug/Kg	Received:	04/04/08
Basis:	as received	Analyzed:	04/07/08

Analyte	Result	RL
Dibromochloromethane	ND	3.4
1,2-Dibromoethane	ND	3.4
Chlorobenzene	ND	3.4
1,1,1,2-Tetrachloroethane	ND	3.4
Ethylbenzene	ND	3.4
m,p-Xylenes	ND	3.4
o-Xylene	ND	3.4
Styrene	ND	3.4
Bromoform	ND	3.4
Isopropylbenzene	ND	3.4
1,1,2,2-Tetrachloroethane	ND	3.4
1,2,3-Trichloropropane	ND	3.4
Propylbenzene	ND	3.4
Bromobenzene	ND	3.4
1,3,5-Trimethylbenzene	ND	3.4
2-Chlorotoluene	ND	3.4
4-Chlorotoluene	ND	3.4
tert-Butylbenzene	ND	3.4
1,2,4-Trimethylbenzene	ND	3.4
sec-Butylbenzene	ND	3.4
para-Isopropyl Toluene	ND	3.4
1,3-Dichlorobenzene	ND	3.4
1,4-Dichlorobenzene	ND	3.4
n-Butylbenzene	ND	3.4
1,2-Dichlorobenzene	ND	3.4
1,2-Dibromo-3-Chloropropane	ND	3.4
1,2,4-Trichlorobenzene	ND	3.4
Hexachlorobutadiene	ND	3.4
Naphthalene	ND	3.4
1,2,3-Trichlorobenzene	ND	3.4

Surrogate	%REC	Limits
Dibromofluoromethane	103	78-126
1,2-Dichloroethane-d4	101	76-137
Toluene-d8	105	80-120
Bromofluorobenzene	109	80-121

ND= Not Detected
 RL= Reporting Limit

Purgeable Organics by GC/MS

Lab #:	202453	Location:	Learner
Client:	LFR Levine Fricke	Prep:	EPA 5035
Project#:	001-09466-01	Analysis:	EPA 8260B
Field ID:	LP-5-4FT	Diln Fac:	0.8065
Lab ID:	202453-014	Batch#:	136820
Matrix:	Soil	Sampled:	04/04/08
Units:	ug/Kg	Received:	04/04/08
Basis:	as received	Analyzed:	04/07/08

Analyte	Result	RL
Freon 12	ND	8.1
Chloromethane	ND	8.1
Vinyl Chloride	ND	8.1
Bromomethane	ND	8.1
Chloroethane	ND	8.1
Trichlorofluoromethane	ND	4.0
Acetone	29	16
Freon 113	ND	4.0
1,1-Dichloroethene	ND	4.0
Methylene Chloride	ND	16
Carbon Disulfide	ND	4.0
MTBE	ND	4.0
trans-1,2-Dichloroethene	ND	4.0
Vinyl Acetate	ND	40
1,1-Dichloroethane	ND	4.0
2-Butanone	8.3	8.1
cis-1,2-Dichloroethene	ND	4.0
2,2-Dichloropropane	ND	4.0
Chloroform	ND	4.0
Bromochloromethane	ND	4.0
1,1,1-Trichloroethane	ND	4.0
1,1-Dichloropropene	ND	4.0
Carbon Tetrachloride	ND	4.0
1,2-Dichloroethane	ND	4.0
Benzene	ND	4.0
Trichloroethene	ND	4.0
1,2-Dichloropropane	ND	4.0
Bromodichloromethane	ND	4.0
Dibromomethane	ND	4.0
4-Methyl-2-Pentanone	ND	8.1
cis-1,3-Dichloropropene	ND	4.0
Toluene	ND	4.0
trans-1,3-Dichloropropene	ND	4.0
1,1,2-Trichloroethane	ND	4.0
2-Hexanone	ND	8.1
1,3-Dichloropropane	ND	4.0
Tetrachloroethene	ND	4.0

ND= Not Detected

RL= Reporting Limit

Purgeable Organics by GC/MS

Lab #:	202453	Location:	Learner
Client:	LFR Levine Fricke	Prep:	EPA 5035
Project#:	001-09466-01	Analysis:	EPA 8260B
Field ID:	LP-5-4FT	Diln Fac:	0.8065
Lab ID:	202453-014	Batch#:	136820
Matrix:	Soil	Sampled:	04/04/08
Units:	ug/Kg	Received:	04/04/08
Basis:	as received	Analyzed:	04/07/08

Analyte	Result	RL
Dibromochloromethane	ND	4.0
1,2-Dibromoethane	ND	4.0
Chlorobenzene	ND	4.0
1,1,1,2-Tetrachloroethane	ND	4.0
Ethylbenzene	ND	4.0
m,p-Xylenes	ND	4.0
o-Xylene	ND	4.0
Styrene	ND	4.0
Bromoform	ND	4.0
Isopropylbenzene	ND	4.0
1,1,2,2-Tetrachloroethane	ND	4.0
1,2,3-Trichloropropane	ND	4.0
Propylbenzene	ND	4.0
Bromobenzene	ND	4.0
1,3,5-Trimethylbenzene	ND	4.0
2-Chlorotoluene	ND	4.0
4-Chlorotoluene	ND	4.0
tert-Butylbenzene	ND	4.0
1,2,4-Trimethylbenzene	ND	4.0
sec-Butylbenzene	ND	4.0
para-Isopropyl Toluene	ND	4.0
1,3-Dichlorobenzene	ND	4.0
1,4-Dichlorobenzene	ND	4.0
n-Butylbenzene	ND	4.0
1,2-Dichlorobenzene	ND	4.0
1,2-Dibromo-3-Chloropropane	ND	4.0
1,2,4-Trichlorobenzene	ND	4.0
Hexachlorobutadiene	ND	4.0
Naphthalene	ND	4.0
1,2,3-Trichlorobenzene	ND	4.0

Surrogate	%REC	Limits
Dibromofluoromethane	104	78-126
1,2-Dichloroethane-d4	100	76-137
Toluene-d8	106	80-120
Bromofluorobenzene	115	80-121

ND= Not Detected
 RL= Reporting Limit

Purgeable Organics by GC/MS

Lab #:	202453	Location:	Learner
Client:	LFR Levine Fricke	Prep:	EPA 5035
Project#:	001-09466-01	Analysis:	EPA 8260B
Field ID:	LP-4-2FT	Diln Fac:	1.000
Lab ID:	202453-015	Batch#:	136922
Matrix:	Soil	Sampled:	04/04/08
Units:	ug/Kg	Received:	04/04/08
Basis:	as received	Analyzed:	04/10/08

Analyte	Result	RL
Freon 12	ND	10
Chloromethane	ND	10
Vinyl Chloride	ND	10
Bromomethane	ND	10
Chloroethane	ND	10
Trichlorofluoromethane	ND	5.0
Acetone	ND	20
Freon 113	ND	5.0
1,1-Dichloroethene	ND	5.0
Methylene Chloride	ND	20
Carbon Disulfide	ND	5.0
MTBE	ND	5.0
trans-1,2-Dichloroethene	ND	5.0
Vinyl Acetate	ND	50
1,1-Dichloroethane	ND	5.0
2-Butanone	ND	10
cis-1,2-Dichloroethene	ND	5.0
2,2-Dichloropropane	ND	5.0
Chloroform	ND	5.0
Bromochloromethane	ND	5.0
1,1,1-Trichloroethane	ND	5.0
1,1-Dichloropropene	ND	5.0
Carbon Tetrachloride	ND	5.0
1,2-Dichloroethane	ND	5.0
Benzene	ND	5.0
Trichloroethene	ND	5.0
1,2-Dichloropropane	ND	5.0
Bromodichloromethane	ND	5.0
Dibromomethane	ND	5.0
4-Methyl-2-Pentanone	ND	10
cis-1,3-Dichloropropene	ND	5.0
Toluene	ND	5.0
trans-1,3-Dichloropropene	ND	5.0
1,1,2-Trichloroethane	ND	5.0
2-Hexanone	ND	10
1,3-Dichloropropane	ND	5.0
Tetrachloroethene	ND	5.0
Dibromochloromethane	ND	5.0
1,2-Dibromoethane	ND	5.0
Chlorobenzene	ND	5.0
1,1,1,2-Tetrachloroethane	ND	5.0
Ethylbenzene	ND	5.0
m,p-Xylenes	ND	5.0
o-Xylene	ND	5.0
Styrene	ND	5.0
Bromoform	ND	5.0
Isopropylbenzene	ND	5.0
1,1,2,2-Tetrachloroethane	ND	5.0
1,2,3-Trichloropropane	ND	5.0
Propylbenzene	ND	5.0
Bromobenzene	ND	5.0
1,3,5-Trimethylbenzene	ND	5.0
2-Chlorotoluene	ND	5.0

*= Value outside of QC limits; see narrative

ND= Not Detected

RL= Reporting Limit

Purgeable Organics by GC/MS

Lab #:	202453	Location:	Learner
Client:	LFR Levine Fricke	Prep:	EPA 5035
Project#:	001-09466-01	Analysis:	EPA 8260B
Field ID:	LP-4-2FT	Diln Fac:	1.000
Lab ID:	202453-015	Batch#:	136922
Matrix:	Soil	Sampled:	04/04/08
Units:	ug/Kg	Received:	04/04/08
Basis:	as received	Analyzed:	04/10/08

Analyte	Result	RL
4-Chlorotoluene	ND	5.0
tert-Butylbenzene	ND	5.0
1,2,4-Trimethylbenzene	ND	5.0
sec-Butylbenzene	ND	5.0
para-Isopropyl Toluene	ND	5.0
1,3-Dichlorobenzene	ND	5.0
1,4-Dichlorobenzene	ND	5.0
n-Butylbenzene	ND	5.0
1,2-Dichlorobenzene	ND	5.0
1,2-Dibromo-3-Chloropropane	ND	5.0
1,2,4-Trichlorobenzene	ND	5.0
Hexachlorobutadiene	ND	5.0
Naphthalene	ND	5.0
1,2,3-Trichlorobenzene	ND	5.0

Surrogate	%REC	Limits
Dibromofluoromethane	111	78-126
1,2-Dichloroethane-d4	103	76-137
Toluene-d8	96	80-120
Bromofluorobenzene	139 *	80-121

*= Value outside of QC limits; see narrative
 ND= Not Detected
 RL= Reporting Limit
 Page 2 of 2

Purgeable Organics by GC/MS

Lab #:	202453	Location:	Learner
Client:	LFR Levine Fricke	Prep:	EPA 5035
Project#:	001-09466-01	Analysis:	EPA 8260B
Field ID:	LP-4-4FT	Diln Fac:	0.8197
Lab ID:	202453-016	Batch#:	136922
Matrix:	Soil	Sampled:	04/04/08
Units:	ug/Kg	Received:	04/04/08
Basis:	as received	Analyzed:	04/10/08

Analyte	Result	RL
Freon 12	ND	8.2
Chloromethane	ND	8.2
Vinyl Chloride	ND	8.2
Bromomethane	ND	8.2
Chloroethane	ND	8.2
Trichlorofluoromethane	ND	4.1
Acetone	ND	16
Freon 113	ND	4.1
1,1-Dichloroethene	ND	4.1
Methylene Chloride	ND	16
Carbon Disulfide	ND	4.1
MTBE	ND	4.1
trans-1,2-Dichloroethene	ND	4.1
Vinyl Acetate	ND	41
1,1-Dichloroethane	ND	4.1
2-Butanone	ND	8.2
cis-1,2-Dichloroethene	ND	4.1
2,2-Dichloropropane	ND	4.1
Chloroform	ND	4.1
Bromochloromethane	ND	4.1
1,1,1-Trichloroethane	ND	4.1
1,1-Dichloropropene	ND	4.1
Carbon Tetrachloride	ND	4.1
1,2-Dichloroethane	ND	4.1
Benzene	ND	4.1
Trichloroethene	ND	4.1
1,2-Dichloropropane	ND	4.1
Bromodichloromethane	ND	4.1
Dibromomethane	ND	4.1
4-Methyl-2-Pentanone	ND	8.2
cis-1,3-Dichloropropene	ND	4.1
Toluene	ND	4.1
trans-1,3-Dichloropropene	ND	4.1
1,1,2-Trichloroethane	ND	4.1
2-Hexanone	ND	8.2
1,3-Dichloropropane	ND	4.1
Tetrachloroethene	ND	4.1

ND= Not Detected

RL= Reporting Limit

Purgeable Organics by GC/MS

Lab #:	202453	Location:	Learner
Client:	LFR Levine Fricke	Prep:	EPA 5035
Project#:	001-09466-01	Analysis:	EPA 8260B
Field ID:	LP-4-4FT	Diln Fac:	0.8197
Lab ID:	202453-016	Batch#:	136922
Matrix:	Soil	Sampled:	04/04/08
Units:	ug/Kg	Received:	04/04/08
Basis:	as received	Analyzed:	04/10/08

Analyte	Result	RL
Dibromochloromethane	ND	4.1
1,2-Dibromoethane	ND	4.1
Chlorobenzene	ND	4.1
1,1,1,2-Tetrachloroethane	ND	4.1
Ethylbenzene	ND	4.1
m,p-Xylenes	ND	4.1
o-Xylene	ND	4.1
Styrene	ND	4.1
Bromoform	ND	4.1
Isopropylbenzene	ND	4.1
1,1,2,2-Tetrachloroethane	ND	4.1
1,2,3-Trichloropropane	ND	4.1
Propylbenzene	ND	4.1
Bromobenzene	ND	4.1
1,3,5-Trimethylbenzene	ND	4.1
2-Chlorotoluene	ND	4.1
4-Chlorotoluene	ND	4.1
tert-Butylbenzene	ND	4.1
1,2,4-Trimethylbenzene	ND	4.1
sec-Butylbenzene	ND	4.1
para-Isopropyl Toluene	ND	4.1
1,3-Dichlorobenzene	ND	4.1
1,4-Dichlorobenzene	ND	4.1
n-Butylbenzene	ND	4.1
1,2-Dichlorobenzene	ND	4.1
1,2-Dibromo-3-Chloropropane	ND	4.1
1,2,4-Trichlorobenzene	ND	4.1
Hexachlorobutadiene	ND	4.1
Naphthalene	ND	4.1
1,2,3-Trichlorobenzene	ND	4.1

Surrogate	%REC	Limits
Dibromofluoromethane	106	78-126
1,2-Dichloroethane-d4	98	76-137
Toluene-d8	101	80-120
Bromofluorobenzene	116	80-121

ND= Not Detected

RL= Reporting Limit

Purgeable Organics by GC/MS

Lab #:	202453	Location:	Learner
Client:	LFR Levine Fricke	Prep:	EPA 5035
Project#:	001-09466-01	Analysis:	EPA 8260B
Field ID:	LP-11-2FT	Diln Fac:	1.042
Lab ID:	202453-017	Batch#:	136922
Matrix:	Soil	Sampled:	04/04/08
Units:	ug/Kg	Received:	04/04/08
Basis:	as received	Analyzed:	04/10/08

Analyte	Result	RL
Freon 12	ND	10
Chloromethane	ND	10
Vinyl Chloride	ND	10
Bromomethane	ND	10
Chloroethane	ND	10
Trichlorofluoromethane	ND	5.2
Acetone	ND	21
Freon 113	ND	5.2
1,1-Dichloroethene	ND	5.2
Methylene Chloride	ND	21
Carbon Disulfide	ND	5.2
MTBE	ND	5.2
trans-1,2-Dichloroethene	ND	5.2
Vinyl Acetate	ND	52
1,1-Dichloroethane	ND	5.2
2-Butanone	ND	10
cis-1,2-Dichloroethene	ND	5.2
2,2-Dichloropropane	ND	5.2
Chloroform	ND	5.2
Bromochloromethane	ND	5.2
1,1,1-Trichloroethane	ND	5.2
1,1-Dichloropropene	ND	5.2
Carbon Tetrachloride	ND	5.2
1,2-Dichloroethane	ND	5.2
Benzene	ND	5.2
Trichloroethene	ND	5.2
1,2-Dichloropropane	ND	5.2
Bromodichloromethane	ND	5.2
Dibromomethane	ND	5.2
4-Methyl-2-Pentanone	ND	10
cis-1,3-Dichloropropene	ND	5.2
Toluene	ND	5.2
trans-1,3-Dichloropropene	ND	5.2
1,1,2-Trichloroethane	ND	5.2
2-Hexanone	ND	10
1,3-Dichloropropane	ND	5.2
Tetrachloroethene	ND	5.2

ND= Not Detected

RL= Reporting Limit

Purgeable Organics by GC/MS

Lab #:	202453	Location:	Learner
Client:	LFR Levine Fricke	Prep:	EPA 5035
Project#:	001-09466-01	Analysis:	EPA 8260B
Field ID:	LP-11-2FT	Diln Fac:	1.042
Lab ID:	202453-017	Batch#:	136922
Matrix:	Soil	Sampled:	04/04/08
Units:	ug/Kg	Received:	04/04/08
Basis:	as received	Analyzed:	04/10/08

Analyte	Result	RL
Dibromochloromethane	ND	5.2
1,2-Dibromoethane	ND	5.2
Chlorobenzene	ND	5.2
1,1,1,2-Tetrachloroethane	ND	5.2
Ethylbenzene	ND	5.2
m,p-Xylenes	ND	5.2
o-Xylene	ND	5.2
Styrene	ND	5.2
Bromoform	ND	5.2
Isopropylbenzene	ND	5.2
1,1,2,2-Tetrachloroethane	ND	5.2
1,2,3-Trichloropropane	ND	5.2
Propylbenzene	ND	5.2
Bromobenzene	ND	5.2
1,3,5-Trimethylbenzene	ND	5.2
2-Chlorotoluene	ND	5.2
4-Chlorotoluene	ND	5.2
tert-Butylbenzene	ND	5.2
1,2,4-Trimethylbenzene	ND	5.2
sec-Butylbenzene	ND	5.2
para-Isopropyl Toluene	ND	5.2
1,3-Dichlorobenzene	ND	5.2
1,4-Dichlorobenzene	ND	5.2
n-Butylbenzene	ND	5.2
1,2-Dichlorobenzene	ND	5.2
1,2-Dibromo-3-Chloropropane	ND	5.2
1,2,4-Trichlorobenzene	ND	5.2
Hexachlorobutadiene	ND	5.2
Naphthalene	ND	5.2
1,2,3-Trichlorobenzene	ND	5.2

Surrogate	%REC	Limits
Dibromofluoromethane	107	78-126
1,2-Dichloroethane-d4	103	76-137
Toluene-d8	99	80-120
Bromofluorobenzene	120	80-121

ND= Not Detected

RL= Reporting Limit

Purgeable Organics by GC/MS

Lab #:	202453	Location:	Learner
Client:	LFR Levine Fricke	Prep:	EPA 5035
Project#:	001-09466-01	Analysis:	EPA 8260B
Field ID:	LP-11-4FT	Diln Fac:	0.7937
Lab ID:	202453-018	Batch#:	136848
Matrix:	Soil	Sampled:	04/04/08
Units:	ug/Kg	Received:	04/04/08
Basis:	as received	Analyzed:	04/08/08

Analyte	Result	RL
Freon 12	ND	7.9
Chloromethane	ND	7.9
Vinyl Chloride	ND	7.9
Bromomethane	ND	7.9
Chloroethane	ND	7.9
Trichlorofluoromethane	ND	4.0
Acetone	ND	16
Freon 113	ND	4.0
1,1-Dichloroethene	ND	4.0
Methylene Chloride	ND	16
Carbon Disulfide	ND	4.0
MTBE	ND	4.0
trans-1,2-Dichloroethene	ND	4.0
Vinyl Acetate	ND	40
1,1-Dichloroethane	ND	4.0
2-Butanone	ND	7.9
cis-1,2-Dichloroethene	ND	4.0
2,2-Dichloropropane	ND	4.0
Chloroform	ND	4.0
Bromochloromethane	ND	4.0
1,1,1-Trichloroethane	ND	4.0
1,1-Dichloropropene	ND	4.0
Carbon Tetrachloride	ND	4.0
1,2-Dichloroethane	ND	4.0
Benzene	ND	4.0
Trichloroethene	ND	4.0
1,2-Dichloropropane	ND	4.0
Bromodichloromethane	ND	4.0
Dibromomethane	ND	4.0
4-Methyl-2-Pentanone	ND	7.9
cis-1,3-Dichloropropene	ND	4.0
Toluene	ND	4.0
trans-1,3-Dichloropropene	ND	4.0
1,1,2-Trichloroethane	ND	4.0
2-Hexanone	ND	7.9
1,3-Dichloropropane	ND	4.0
Tetrachloroethene	ND	4.0

ND= Not Detected

RL= Reporting Limit

Purgeable Organics by GC/MS

Lab #:	202453	Location:	Learner
Client:	LFR Levine Fricke	Prep:	EPA 5035
Project#:	001-09466-01	Analysis:	EPA 8260B
Field ID:	LP-11-4FT	Diln Fac:	0.7937
Lab ID:	202453-018	Batch#:	136848
Matrix:	Soil	Sampled:	04/04/08
Units:	ug/Kg	Received:	04/04/08
Basis:	as received	Analyzed:	04/08/08

Analyte	Result	RL
Dibromochloromethane	ND	4.0
1,2-Dibromoethane	ND	4.0
Chlorobenzene	ND	4.0
1,1,1,2-Tetrachloroethane	ND	4.0
Ethylbenzene	ND	4.0
m,p-Xylenes	ND	4.0
o-Xylene	ND	4.0
Styrene	ND	4.0
Bromoform	ND	4.0
Isopropylbenzene	ND	4.0
1,1,2,2-Tetrachloroethane	ND	4.0
1,2,3-Trichloropropane	ND	4.0
Propylbenzene	ND	4.0
Bromobenzene	ND	4.0
1,3,5-Trimethylbenzene	ND	4.0
2-Chlorotoluene	ND	4.0
4-Chlorotoluene	ND	4.0
tert-Butylbenzene	ND	4.0
1,2,4-Trimethylbenzene	ND	4.0
sec-Butylbenzene	ND	4.0
para-Isopropyl Toluene	ND	4.0
1,3-Dichlorobenzene	ND	4.0
1,4-Dichlorobenzene	ND	4.0
n-Butylbenzene	ND	4.0
1,2-Dichlorobenzene	ND	4.0
1,2-Dibromo-3-Chloropropane	ND	4.0
1,2,4-Trichlorobenzene	ND	4.0
Hexachlorobutadiene	ND	4.0
Naphthalene	ND	4.0
1,2,3-Trichlorobenzene	ND	4.0

Surrogate	%REC	Limits
Dibromofluoromethane	102	78-126
1,2-Dichloroethane-d4	110	76-137
Toluene-d8	110	80-120
Bromofluorobenzene	109	80-121

ND= Not Detected

RL= Reporting Limit

Purgeable Organics by GC/MS

Lab #:	202453	Location:	Learner
Client:	LFR Levine Fricke	Prep:	EPA 5035
Project#:	001-09466-01	Analysis:	EPA 8260B
Field ID:	LP-9-1FT	Diln Fac:	0.7463
Lab ID:	202453-019	Batch#:	136848
Matrix:	Soil	Sampled:	04/04/08
Units:	ug/Kg	Received:	04/04/08
Basis:	as received	Analyzed:	04/08/08

Analyte	Result	RL
Freon 12	ND	7.5
Chloromethane	ND	7.5
Vinyl Chloride	ND	7.5
Bromomethane	ND	7.5
Chloroethane	ND	7.5
Trichlorofluoromethane	ND	3.7
Acetone	ND	15
Freon 113	ND	3.7
1,1-Dichloroethene	ND	3.7
Methylene Chloride	ND	15
Carbon Disulfide	ND	3.7
MTBE	ND	3.7
trans-1,2-Dichloroethene	ND	3.7
Vinyl Acetate	ND	37
1,1-Dichloroethane	ND	3.7
2-Butanone	ND	7.5
cis-1,2-Dichloroethene	ND	3.7
2,2-Dichloropropane	ND	3.7
Chloroform	ND	3.7
Bromochloromethane	ND	3.7
1,1,1-Trichloroethane	ND	3.7
1,1-Dichloropropene	ND	3.7
Carbon Tetrachloride	ND	3.7
1,2-Dichloroethane	ND	3.7
Benzene	ND	3.7
Trichloroethene	ND	3.7
1,2-Dichloropropane	ND	3.7
Bromodichloromethane	ND	3.7
Dibromomethane	ND	3.7
4-Methyl-2-Pentanone	ND	7.5
cis-1,3-Dichloropropene	ND	3.7
Toluene	ND	3.7
trans-1,3-Dichloropropene	ND	3.7
1,1,2-Trichloroethane	ND	3.7
2-Hexanone	ND	7.5
1,3-Dichloropropane	ND	3.7
Tetrachloroethene	ND	3.7

ND= Not Detected

RL= Reporting Limit

Purgeable Organics by GC/MS

Lab #:	202453	Location:	Learner
Client:	LFR Levine Fricke	Prep:	EPA 5035
Project#:	001-09466-01	Analysis:	EPA 8260B
Field ID:	LP-9-1FT	Diln Fac:	0.7463
Lab ID:	202453-019	Batch#:	136848
Matrix:	Soil	Sampled:	04/04/08
Units:	ug/Kg	Received:	04/04/08
Basis:	as received	Analyzed:	04/08/08

Analyte	Result	RL
Dibromochloromethane	ND	3.7
1,2-Dibromoethane	ND	3.7
Chlorobenzene	ND	3.7
1,1,1,2-Tetrachloroethane	ND	3.7
Ethylbenzene	ND	3.7
m,p-Xylenes	ND	3.7
o-Xylene	ND	3.7
Styrene	ND	3.7
Bromoform	ND	3.7
Isopropylbenzene	ND	3.7
1,1,2,2-Tetrachloroethane	ND	3.7
1,2,3-Trichloropropane	ND	3.7
Propylbenzene	ND	3.7
Bromobenzene	ND	3.7
1,3,5-Trimethylbenzene	ND	3.7
2-Chlorotoluene	ND	3.7
4-Chlorotoluene	ND	3.7
tert-Butylbenzene	ND	3.7
1,2,4-Trimethylbenzene	ND	3.7
sec-Butylbenzene	ND	3.7
para-Isopropyl Toluene	ND	3.7
1,3-Dichlorobenzene	ND	3.7
1,4-Dichlorobenzene	ND	3.7
n-Butylbenzene	ND	3.7
1,2-Dichlorobenzene	ND	3.7
1,2-Dibromo-3-Chloropropane	ND	3.7
1,2,4-Trichlorobenzene	ND	3.7
Hexachlorobutadiene	ND	3.7
Naphthalene	ND	3.7
1,2,3-Trichlorobenzene	ND	3.7

Surrogate	%REC	Limits
Dibromofluoromethane	104	78-126
1,2-Dichloroethane-d4	115	76-137
Toluene-d8	109	80-120
Bromofluorobenzene	112	80-121

ND= Not Detected

RL= Reporting Limit

Purgeable Organics by GC/MS

Lab #:	202453	Location:	Learner
Client:	LFR Levine Fricke	Prep:	EPA 5035
Project#:	001-09466-01	Analysis:	EPA 8260B
Field ID:	LP-9-4FT	Diln Fac:	0.8475
Lab ID:	202453-020	Batch#:	136922
Matrix:	Soil	Sampled:	04/04/08
Units:	ug/Kg	Received:	04/04/08
Basis:	as received	Analyzed:	04/10/08

Analyte	Result	RL
Freon 12	ND	8.5
Chloromethane	ND	8.5
Vinyl Chloride	ND	8.5
Bromomethane	ND	8.5
Chloroethane	ND	8.5
Trichlorofluoromethane	ND	4.2
Acetone	ND	17
Freon 113	ND	4.2
1,1-Dichloroethene	ND	4.2
Methylene Chloride	ND	17
Carbon Disulfide	ND	4.2
MTBE	ND	4.2
trans-1,2-Dichloroethene	ND	4.2
Vinyl Acetate	ND	42
1,1-Dichloroethane	ND	4.2
2-Butanone	ND	8.5
cis-1,2-Dichloroethene	ND	4.2
2,2-Dichloropropane	ND	4.2
Chloroform	ND	4.2
Bromochloromethane	ND	4.2
1,1,1-Trichloroethane	ND	4.2
1,1-Dichloropropene	ND	4.2
Carbon Tetrachloride	ND	4.2
1,2-Dichloroethane	ND	4.2
Benzene	ND	4.2
Trichloroethene	ND	4.2
1,2-Dichloropropane	ND	4.2
Bromodichloromethane	ND	4.2
Dibromomethane	ND	4.2
4-Methyl-2-Pentanone	ND	8.5
cis-1,3-Dichloropropene	ND	4.2
Toluene	ND	4.2
trans-1,3-Dichloropropene	ND	4.2
1,1,2-Trichloroethane	ND	4.2
2-Hexanone	ND	8.5
1,3-Dichloropropane	ND	4.2
Tetrachloroethene	ND	4.2

ND= Not Detected

RL= Reporting Limit

Purgeable Organics by GC/MS

Lab #:	202453	Location:	Learner
Client:	LFR Levine Fricke	Prep:	EPA 5035
Project#:	001-09466-01	Analysis:	EPA 8260B
Field ID:	LP-9-4FT	Diln Fac:	0.8475
Lab ID:	202453-020	Batch#:	136922
Matrix:	Soil	Sampled:	04/04/08
Units:	ug/Kg	Received:	04/04/08
Basis:	as received	Analyzed:	04/10/08

Analyte	Result	RL
Dibromochloromethane	ND	4.2
1,2-Dibromoethane	ND	4.2
Chlorobenzene	ND	4.2
1,1,1,2-Tetrachloroethane	ND	4.2
Ethylbenzene	ND	4.2
m,p-Xylenes	ND	4.2
o-Xylene	ND	4.2
Styrene	ND	4.2
Bromoform	ND	4.2
Isopropylbenzene	ND	4.2
1,1,2,2-Tetrachloroethane	ND	4.2
1,2,3-Trichloropropane	ND	4.2
Propylbenzene	ND	4.2
Bromobenzene	ND	4.2
1,3,5-Trimethylbenzene	ND	4.2
2-Chlorotoluene	ND	4.2
4-Chlorotoluene	ND	4.2
tert-Butylbenzene	ND	4.2
1,2,4-Trimethylbenzene	ND	4.2
sec-Butylbenzene	ND	4.2
para-Isopropyl Toluene	ND	4.2
1,3-Dichlorobenzene	ND	4.2
1,4-Dichlorobenzene	ND	4.2
n-Butylbenzene	ND	4.2
1,2-Dichlorobenzene	ND	4.2
1,2-Dibromo-3-Chloropropane	ND	4.2
1,2,4-Trichlorobenzene	ND	4.2
Hexachlorobutadiene	ND	4.2
Naphthalene	ND	4.2
1,2,3-Trichlorobenzene	ND	4.2

Surrogate	%REC	Limits
Dibromofluoromethane	103	78-126
1,2-Dichloroethane-d4	99	76-137
Toluene-d8	100	80-120
Bromofluorobenzene	114	80-121

ND= Not Detected

RL= Reporting Limit

Purgeable Organics by GC/MS

Lab #:	202453	Location:	Learner
Client:	LFR Levine Fricke	Prep:	EPA 5035
Project#:	001-09466-01	Analysis:	EPA 8260B
Field ID:	LP-15-1FT	Diln Fac:	0.7937
Lab ID:	202453-021	Batch#:	136883
Matrix:	Soil	Sampled:	04/04/08
Units:	ug/Kg	Received:	04/04/08
Basis:	as received	Analyzed:	04/09/08

Analyte	Result	RL
Freon 12	ND	7.9
Chloromethane	ND	7.9
Vinyl Chloride	ND	7.9
Bromomethane	ND	7.9
Chloroethane	ND	7.9
Trichlorofluoromethane	ND	4.0
Acetone	ND	16
Freon 113	ND	4.0
1,1-Dichloroethene	ND	4.0
Methylene Chloride	ND	16
Carbon Disulfide	ND	4.0
MTBE	ND	4.0
trans-1,2-Dichloroethene	ND	4.0
Vinyl Acetate	ND	40
1,1-Dichloroethane	ND	4.0
2-Butanone	ND	7.9
cis-1,2-Dichloroethene	ND	4.0
2,2-Dichloropropane	ND	4.0
Chloroform	ND	4.0
Bromochloromethane	ND	4.0
1,1,1-Trichloroethane	ND	4.0
1,1-Dichloropropene	ND	4.0
Carbon Tetrachloride	ND	4.0
1,2-Dichloroethane	ND	4.0
Benzene	ND	4.0
Trichloroethene	ND	4.0
1,2-Dichloropropane	ND	4.0
Bromodichloromethane	ND	4.0
Dibromomethane	ND	4.0
4-Methyl-2-Pentanone	ND	7.9
cis-1,3-Dichloropropene	ND	4.0
Toluene	ND	4.0
trans-1,3-Dichloropropene	ND	4.0
1,1,2-Trichloroethane	ND	4.0
2-Hexanone	ND	7.9
1,3-Dichloropropane	ND	4.0
Tetrachloroethene	ND	4.0
Dibromochloromethane	ND	4.0
1,2-Dibromoethane	ND	4.0
Chlorobenzene	ND	4.0
1,1,1,2-Tetrachloroethane	ND	4.0
Ethylbenzene	ND	4.0
m,p-Xylenes	ND	4.0
o-Xylene	ND	4.0
Styrene	ND	4.0
Bromoform	ND	4.0
Isopropylbenzene	ND	4.0
1,1,2,2-Tetrachloroethane	ND	4.0
1,2,3-Trichloropropane	ND	4.0
Propylbenzene	ND	4.0
Bromobenzene	ND	4.0
1,3,5-Trimethylbenzene	ND	4.0
2-Chlorotoluene	ND	4.0

*= Value outside of QC limits; see narrative

ND= Not Detected

RL= Reporting Limit

Purgeable Organics by GC/MS

Lab #:	202453	Location:	Learner
Client:	LFR Levine Fricke	Prep:	EPA 5035
Project#:	001-09466-01	Analysis:	EPA 8260B
Field ID:	LP-15-1FT	Diln Fac:	0.7937
Lab ID:	202453-021	Batch#:	136883
Matrix:	Soil	Sampled:	04/04/08
Units:	ug/Kg	Received:	04/04/08
Basis:	as received	Analyzed:	04/09/08

Analyte	Result	RL
4-Chlorotoluene	ND	4.0
tert-Butylbenzene	ND	4.0
1,2,4-Trimethylbenzene	ND	4.0
sec-Butylbenzene	ND	4.0
para-Isopropyl Toluene	ND	4.0
1,3-Dichlorobenzene	ND	4.0
1,4-Dichlorobenzene	ND	4.0
n-Butylbenzene	ND	4.0
1,2-Dichlorobenzene	ND	4.0
1,2-Dibromo-3-Chloropropane	ND	4.0
1,2,4-Trichlorobenzene	ND	4.0
Hexachlorobutadiene	ND	4.0
Naphthalene	ND	4.0
1,2,3-Trichlorobenzene	ND	4.0

Surrogate	%REC	Limits
Dibromofluoromethane	105	78-126
1,2-Dichloroethane-d4	100	76-137
Toluene-d8	98	80-120
Bromofluorobenzene	126 *	80-121

*= Value outside of QC limits; see narrative
 ND= Not Detected
 RL= Reporting Limit

Purgeable Organics by GC/MS

Lab #:	202453	Location:	Learner
Client:	LFR Levine Fricke	Prep:	EPA 5035
Project#:	001-09466-01	Analysis:	EPA 8260B
Field ID:	LP-15-5FT	Diln Fac:	0.7937
Lab ID:	202453-022	Batch#:	136883
Matrix:	Soil	Sampled:	04/04/08
Units:	ug/Kg	Received:	04/04/08
Basis:	as received	Analyzed:	04/09/08

Analyte	Result	RL
Freon 12	ND	7.9
Chloromethane	ND	7.9
Vinyl Chloride	ND	7.9
Bromomethane	ND	7.9
Chloroethane	ND	7.9
Trichlorofluoromethane	ND	4.0
Acetone	ND	16
Freon 113	ND	4.0
1,1-Dichloroethene	ND	4.0
Methylene Chloride	ND	16
Carbon Disulfide	ND	4.0
MTBE	ND	4.0
trans-1,2-Dichloroethene	ND	4.0
Vinyl Acetate	ND	40
1,1-Dichloroethane	ND	4.0
2-Butanone	ND	7.9
cis-1,2-Dichloroethene	ND	4.0
2,2-Dichloropropane	ND	4.0
Chloroform	ND	4.0
Bromochloromethane	ND	4.0
1,1,1-Trichloroethane	ND	4.0
1,1-Dichloropropene	ND	4.0
Carbon Tetrachloride	ND	4.0
1,2-Dichloroethane	ND	4.0
Benzene	ND	4.0
Trichloroethene	ND	4.0
1,2-Dichloropropane	ND	4.0
Bromodichloromethane	ND	4.0
Dibromomethane	ND	4.0
4-Methyl-2-Pentanone	ND	7.9
cis-1,3-Dichloropropene	ND	4.0
Toluene	ND	4.0
trans-1,3-Dichloropropene	ND	4.0
1,1,2-Trichloroethane	ND	4.0
2-Hexanone	ND	7.9
1,3-Dichloropropane	ND	4.0
Tetrachloroethene	ND	4.0
Dibromochloromethane	ND	4.0
1,2-Dibromoethane	ND	4.0
Chlorobenzene	ND	4.0
1,1,1,2-Tetrachloroethane	ND	4.0
Ethylbenzene	ND	4.0
m,p-Xylenes	ND	4.0
o-Xylene	ND	4.0
Styrene	ND	4.0
Bromoform	ND	4.0
Isopropylbenzene	ND	4.0
1,1,2,2-Tetrachloroethane	ND	4.0
1,2,3-Trichloropropane	ND	4.0
Propylbenzene	ND	4.0
Bromobenzene	ND	4.0
1,3,5-Trimethylbenzene	ND	4.0
2-Chlorotoluene	ND	4.0

*= Value outside of QC limits; see narrative

ND= Not Detected

RL= Reporting Limit

Purgeable Organics by GC/MS

Lab #:	202453	Location:	Learner
Client:	LFR Levine Fricke	Prep:	EPA 5035
Project#:	001-09466-01	Analysis:	EPA 8260B
Field ID:	LP-15-5FT	Diln Fac:	0.7937
Lab ID:	202453-022	Batch#:	136883
Matrix:	Soil	Sampled:	04/04/08
Units:	ug/Kg	Received:	04/04/08
Basis:	as received	Analyzed:	04/09/08

Analyte	Result	RL
4-Chlorotoluene	ND	4.0
tert-Butylbenzene	ND	4.0
1,2,4-Trimethylbenzene	ND	4.0
sec-Butylbenzene	5.8	4.0
para-Isopropyl Toluene	ND	4.0
1,3-Dichlorobenzene	ND	4.0
1,4-Dichlorobenzene	ND	4.0
n-Butylbenzene	ND	4.0
1,2-Dichlorobenzene	8.6	4.0
1,2-Dibromo-3-Chloropropane	ND	4.0
1,2,4-Trichlorobenzene	ND	4.0
Hexachlorobutadiene	ND	4.0
Naphthalene	ND	4.0
1,2,3-Trichlorobenzene	ND	4.0

Surrogate	%REC	Limits
Dibromofluoromethane	108	78-126
1,2-Dichloroethane-d4	103	76-137
Toluene-d8	98	80-120
Bromofluorobenzene	135 *	80-121

*= Value outside of QC limits; see narrative
 ND= Not Detected
 RL= Reporting Limit
 Page 2 of 2

Purgeable Organics by GC/MS

Lab #:	202453	Location:	Learner
Client:	LFR Levine Fricke	Prep:	EPA 5035
Project#:	001-09466-01	Analysis:	EPA 8260B
Field ID:	LP-2-1FT	Diln Fac:	0.7813
Lab ID:	202453-023	Batch#:	136883
Matrix:	Soil	Sampled:	04/04/08
Units:	ug/Kg	Received:	04/04/08
Basis:	as received	Analyzed:	04/09/08

Analyte	Result	RL
Freon 12	ND	7.8
Chloromethane	ND	7.8
Vinyl Chloride	ND	7.8
Bromomethane	ND	7.8
Chloroethane	ND	7.8
Trichlorofluoromethane	ND	3.9
Acetone	ND	16
Freon 113	ND	3.9
1,1-Dichloroethene	ND	3.9
Methylene Chloride	ND	16
Carbon Disulfide	ND	3.9
MTBE	ND	3.9
trans-1,2-Dichloroethene	ND	3.9
Vinyl Acetate	ND	39
1,1-Dichloroethane	ND	3.9
2-Butanone	ND	7.8
cis-1,2-Dichloroethene	ND	3.9
2,2-Dichloropropane	ND	3.9
Chloroform	ND	3.9
Bromochloromethane	ND	3.9
1,1,1-Trichloroethane	ND	3.9
1,1-Dichloropropene	ND	3.9
Carbon Tetrachloride	ND	3.9
1,2-Dichloroethane	ND	3.9
Benzene	ND	3.9
Trichloroethene	ND	3.9
1,2-Dichloropropane	ND	3.9
Bromodichloromethane	ND	3.9
Dibromomethane	ND	3.9
4-Methyl-2-Pentanone	ND	7.8
cis-1,3-Dichloropropene	ND	3.9
Toluene	ND	3.9
trans-1,3-Dichloropropene	ND	3.9
1,1,2-Trichloroethane	ND	3.9
2-Hexanone	ND	7.8
1,3-Dichloropropane	ND	3.9
Tetrachloroethene	ND	3.9
Dibromochloromethane	ND	3.9
1,2-Dibromoethane	ND	3.9
Chlorobenzene	ND	3.9
1,1,1,2-Tetrachloroethane	ND	3.9
Ethylbenzene	ND	3.9
m,p-Xylenes	ND	3.9
o-Xylene	ND	3.9
Styrene	ND	3.9
Bromoform	ND	3.9
Isopropylbenzene	ND	3.9
1,1,2,2-Tetrachloroethane	ND	3.9
1,2,3-Trichloropropane	ND	3.9
Propylbenzene	ND	3.9
Bromobenzene	ND	3.9
1,3,5-Trimethylbenzene	ND	3.9
2-Chlorotoluene	ND	3.9

*= Value outside of QC limits; see narrative

ND= Not Detected

RL= Reporting Limit

Purgeable Organics by GC/MS

Lab #:	202453	Location:	Learner
Client:	LFR Levine Fricke	Prep:	EPA 5035
Project#:	001-09466-01	Analysis:	EPA 8260B
Field ID:	LP-2-1FT	Diln Fac:	0.7813
Lab ID:	202453-023	Batch#:	136883
Matrix:	Soil	Sampled:	04/04/08
Units:	ug/Kg	Received:	04/04/08
Basis:	as received	Analyzed:	04/09/08

Analyte	Result	RL
4-Chlorotoluene	ND	3.9
tert-Butylbenzene	ND	3.9
1,2,4-Trimethylbenzene	ND	3.9
sec-Butylbenzene	ND	3.9
para-Isopropyl Toluene	ND	3.9
1,3-Dichlorobenzene	ND	3.9
1,4-Dichlorobenzene	ND	3.9
n-Butylbenzene	ND	3.9
1,2-Dichlorobenzene	ND	3.9
1,2-Dibromo-3-Chloropropane	ND	3.9
1,2,4-Trichlorobenzene	ND	3.9
Hexachlorobutadiene	ND	3.9
Naphthalene	ND	3.9
1,2,3-Trichlorobenzene	ND	3.9

Surrogate	%REC	Limits
Dibromofluoromethane	112	78-126
1,2-Dichloroethane-d4	103	76-137
Toluene-d8	91	80-120
Bromofluorobenzene	146 *	80-121

*= Value outside of QC limits; see narrative
 ND= Not Detected
 RL= Reporting Limit
 Page 2 of 2

Purgeable Organics by GC/MS

Lab #:	202453	Location:	Learner
Client:	LFR Levine Fricke	Prep:	EPA 5035
Project#:	001-09466-01	Analysis:	EPA 8260B
Field ID:	LP-2-5FT	Diln Fac:	0.8621
Lab ID:	202453-024	Batch#:	136847
Matrix:	Soil	Sampled:	04/04/08
Units:	ug/Kg	Received:	04/04/08
Basis:	as received	Analyzed:	04/08/08

Analyte	Result	RL
Freon 12	ND	8.6
Chloromethane	ND	8.6
Vinyl Chloride	ND	8.6
Bromomethane	ND	8.6
Chloroethane	ND	8.6
Trichlorofluoromethane	ND	4.3
Acetone	ND	17
Freon 113	ND	4.3
1,1-Dichloroethene	ND	4.3
Methylene Chloride	ND	17
Carbon Disulfide	ND	4.3
MTBE	ND	4.3
trans-1,2-Dichloroethene	ND	4.3
Vinyl Acetate	ND	43
1,1-Dichloroethane	ND	4.3
2-Butanone	ND	8.6
cis-1,2-Dichloroethene	ND	4.3
2,2-Dichloropropane	ND	4.3
Chloroform	ND	4.3
Bromochloromethane	ND	4.3
1,1,1-Trichloroethane	ND	4.3
1,1-Dichloropropene	ND	4.3
Carbon Tetrachloride	ND	4.3
1,2-Dichloroethane	ND	4.3
Benzene	ND	4.3
Trichloroethene	ND	4.3
1,2-Dichloropropane	ND	4.3
Bromodichloromethane	ND	4.3
Dibromomethane	ND	4.3
4-Methyl-2-Pentanone	ND	8.6
cis-1,3-Dichloropropene	ND	4.3
Toluene	ND	4.3
trans-1,3-Dichloropropene	ND	4.3
1,1,2-Trichloroethane	ND	4.3
2-Hexanone	ND	8.6
1,3-Dichloropropane	ND	4.3
Tetrachloroethene	ND	4.3

ND= Not Detected

RL= Reporting Limit

Purgeable Organics by GC/MS

Lab #:	202453	Location:	Learner
Client:	LFR Levine Fricke	Prep:	EPA 5035
Project#:	001-09466-01	Analysis:	EPA 8260B
Field ID:	LP-2-5FT	Diln Fac:	0.8621
Lab ID:	202453-024	Batch#:	136847
Matrix:	Soil	Sampled:	04/04/08
Units:	ug/Kg	Received:	04/04/08
Basis:	as received	Analyzed:	04/08/08

Analyte	Result	RL
Dibromochloromethane	ND	4.3
1,2-Dibromoethane	ND	4.3
Chlorobenzene	ND	4.3
1,1,1,2-Tetrachloroethane	ND	4.3
Ethylbenzene	ND	4.3
m,p-Xylenes	ND	4.3
o-Xylene	ND	4.3
Styrene	ND	4.3
Bromoform	ND	4.3
Isopropylbenzene	ND	4.3
1,1,2,2-Tetrachloroethane	ND	4.3
1,2,3-Trichloropropane	ND	4.3
Propylbenzene	ND	4.3
Bromobenzene	ND	4.3
1,3,5-Trimethylbenzene	ND	4.3
2-Chlorotoluene	ND	4.3
4-Chlorotoluene	ND	4.3
tert-Butylbenzene	ND	4.3
1,2,4-Trimethylbenzene	ND	4.3
sec-Butylbenzene	ND	4.3
para-Isopropyl Toluene	ND	4.3
1,3-Dichlorobenzene	ND	4.3
1,4-Dichlorobenzene	ND	4.3
n-Butylbenzene	ND	4.3
1,2-Dichlorobenzene	ND	4.3
1,2-Dibromo-3-Chloropropane	ND	4.3
1,2,4-Trichlorobenzene	ND	4.3
Hexachlorobutadiene	ND	4.3
Naphthalene	ND	4.3
1,2,3-Trichlorobenzene	ND	4.3

Surrogate	%REC	Limits
Dibromofluoromethane	106	78-126
1,2-Dichloroethane-d4	103	76-137
Toluene-d8	101	80-120
Bromofluorobenzene	106	80-121

ND= Not Detected
 RL= Reporting Limit

Batch QC Report

Purgeable Organics by GC/MS			
Lab #:	202453	Location:	Learner
Client:	LFR Levine Fricke	Prep:	EPA 5035
Project#:	001-09466-01	Analysis:	EPA 8260B
Matrix:	Soil	Diln Fac:	1.000
Units:	ug/Kg	Batch#:	136789
Basis:	as received	Analyzed:	04/07/08

Type: BS Lab ID: QC436324

Analyte	Spiked	Result	%REC	Limits
1,1-Dichloroethene	25.00	27.56	110	71-133
Benzene	25.00	27.94	112	79-123
Trichloroethene	25.00	27.07	108	79-124
Toluene	25.00	27.28	109	80-123
Chlorobenzene	25.00	27.89	112	80-120

Surrogate	%REC	Limits
Dibromofluoromethane	99	78-126
1,2-Dichloroethane-d4	82	76-137
Toluene-d8	96	80-120
Bromofluorobenzene	98	80-121

Type: BSD Lab ID: QC436325

Analyte	Spiked	Result	%REC	Limits	RPD	Lim
1,1-Dichloroethene	25.00	27.11	108	71-133	2	20
Benzene	25.00	27.71	111	79-123	1	20
Trichloroethene	25.00	25.90	104	79-124	4	20
Toluene	25.00	27.14	109	80-123	1	20
Chlorobenzene	25.00	27.64	111	80-120	1	20

Surrogate	%REC	Limits
Dibromofluoromethane	103	78-126
1,2-Dichloroethane-d4	83	76-137
Toluene-d8	96	80-120
Bromofluorobenzene	102	80-121

RPD= Relative Percent Difference

Batch QC Report

Purgeable Organics by GC/MS			
Lab #:	202453	Location:	Learner
Client:	LFR Levine Fricke	Prep:	EPA 5035
Project#:	001-09466-01	Analysis:	EPA 8260B
Type:	BLANK	Basis:	as received
Lab ID:	QC436326	Diln Fac:	1.000
Matrix:	Soil	Batch#:	136789
Units:	ug/Kg	Analyzed:	04/07/08

Analyte	Result	RL
Freon 12	ND	10
Chloromethane	ND	10
Vinyl Chloride	ND	10
Bromomethane	ND	10
Chloroethane	ND	10
Trichlorofluoromethane	ND	5.0
Acetone	ND	20
Freon 113	ND	5.0
1,1-Dichloroethene	ND	5.0
Methylene Chloride	ND	20
Carbon Disulfide	ND	5.0
MTBE	ND	5.0
trans-1,2-Dichloroethene	ND	5.0
Vinyl Acetate	ND	50
1,1-Dichloroethane	ND	5.0
2-Butanone	ND	10
cis-1,2-Dichloroethene	ND	5.0
2,2-Dichloropropane	ND	5.0
Chloroform	ND	5.0
Bromochloromethane	ND	5.0
1,1,1-Trichloroethane	ND	5.0
1,1-Dichloropropene	ND	5.0
Carbon Tetrachloride	ND	5.0
1,2-Dichloroethane	ND	5.0
Benzene	ND	5.0
Trichloroethene	ND	5.0
1,2-Dichloropropane	ND	5.0
Bromodichloromethane	ND	5.0
Dibromomethane	ND	5.0
4-Methyl-2-Pentanone	ND	10
cis-1,3-Dichloropropene	ND	5.0
Toluene	ND	5.0
trans-1,3-Dichloropropene	ND	5.0
1,1,2-Trichloroethane	ND	5.0
2-Hexanone	ND	10
1,3-Dichloropropane	ND	5.0
Tetrachloroethene	ND	5.0

ND= Not Detected

RL= Reporting Limit

Batch QC Report

Purgeable Organics by GC/MS			
Lab #:	202453	Location:	Learner
Client:	LFR Levine Fricke	Prep:	EPA 5035
Project#:	001-09466-01	Analysis:	EPA 8260B
Type:	BLANK	Basis:	as received
Lab ID:	QC436326	Diln Fac:	1.000
Matrix:	Soil	Batch#:	136789
Units:	ug/Kg	Analyzed:	04/07/08

Analyte	Result	RL
Dibromochloromethane	ND	5.0
1,2-Dibromoethane	ND	5.0
Chlorobenzene	ND	5.0
1,1,1,2-Tetrachloroethane	ND	5.0
Ethylbenzene	ND	5.0
m,p-Xylenes	ND	5.0
o-Xylene	ND	5.0
Styrene	ND	5.0
Bromoform	ND	5.0
Isopropylbenzene	ND	5.0
1,1,2,2-Tetrachloroethane	ND	5.0
1,2,3-Trichloropropane	ND	5.0
Propylbenzene	ND	5.0
Bromobenzene	ND	5.0
1,3,5-Trimethylbenzene	ND	5.0
2-Chlorotoluene	ND	5.0
4-Chlorotoluene	ND	5.0
tert-Butylbenzene	ND	5.0
1,2,4-Trimethylbenzene	ND	5.0
sec-Butylbenzene	ND	5.0
para-Isopropyl Toluene	ND	5.0
1,3-Dichlorobenzene	ND	5.0
1,4-Dichlorobenzene	ND	5.0
n-Butylbenzene	ND	5.0
1,2-Dichlorobenzene	ND	5.0
1,2-Dibromo-3-Chloropropane	ND	5.0
1,2,4-Trichlorobenzene	ND	5.0
Hexachlorobutadiene	ND	5.0
Naphthalene	ND	5.0
1,2,3-Trichlorobenzene	ND	5.0

Surrogate	%REC	Limits
Dibromofluoromethane	98	78-126
1,2-Dichloroethane-d4	88	76-137
Toluene-d8	102	80-120
Bromofluorobenzene	99	80-121

ND= Not Detected

RL= Reporting Limit

Batch QC Report

Purgeable Organics by GC/MS			
Lab #:	202453	Location:	Learner
Client:	LFR Levine Fricke	Prep:	EPA 5035
Project#:	001-09466-01	Analysis:	EPA 8260B
Field ID:	ZZZZZZZZZZ	Diln Fac:	0.9259
MSS Lab ID:	202431-009	Batch#:	136789
Matrix:	Soil	Sampled:	03/26/08
Units:	ug/Kg	Received:	04/04/08
Basis:	as received	Analyzed:	04/07/08

Type: MS Lab ID: QC436401

Analyte	MSS Result	Spiked	Result	%REC	Limits
1,1-Dichloroethene	<0.4483	46.30	43.77	95	55-139
Benzene	<0.6561	46.30	42.32	91	55-120
Trichloroethene	<0.6888	46.30	70.94	153 *	47-140
Toluene	<0.4839	46.30	42.88	93	52-121
Chlorobenzene	8.103	46.30	45.47	81	47-120

Surrogate	%REC	Limits
Dibromofluoromethane	66 *	78-126
1,2-Dichloroethane-d4	75 *	76-137
Toluene-d8	96	80-120
Bromofluorobenzene	100	80-121

Type: MSD Lab ID: QC436402

Analyte	Spiked	Result	%REC	Limits	RPD	Lim
1,1-Dichloroethene	46.30	47.97	104	55-139	9	29
Benzene	46.30	39.72	86	55-120	6	26
Trichloroethene	46.30	65.26	141 *	47-140	8	28
Toluene	46.30	39.55	85	52-121	8	29
Chlorobenzene	46.30	41.24	72	47-120	10	29

Surrogate	%REC	Limits
Dibromofluoromethane	55 *	78-126
1,2-Dichloroethane-d4	72 *	76-137
Toluene-d8	95	80-120
Bromofluorobenzene	95	80-121

*= Value outside of QC limits; see narrative

RPD= Relative Percent Difference

Batch QC Report

Purgeable Organics by GC/MS			
Lab #:	202453	Location:	Learner
Client:	LFR Levine Fricke	Prep:	EPA 5035
Project#:	001-09466-01	Analysis:	EPA 8260B
Type:	BLANK	Basis:	as received
Lab ID:	QC436459	Diln Fac:	1.000
Matrix:	Soil	Batch#:	136820
Units:	ug/Kg	Analyzed:	04/07/08

Analyte	Result	RL
Freon 12	ND	10
Chloromethane	ND	10
Vinyl Chloride	ND	10
Bromomethane	ND	10
Chloroethane	ND	10
Trichlorofluoromethane	ND	5.0
Acetone	ND	20
Freon 113	ND	5.0
1,1-Dichloroethene	ND	5.0
Methylene Chloride	ND	20
Carbon Disulfide	ND	5.0
MTBE	ND	5.0
trans-1,2-Dichloroethene	ND	5.0
Vinyl Acetate	ND	50
1,1-Dichloroethane	ND	5.0
2-Butanone	ND	10
cis-1,2-Dichloroethene	ND	5.0
2,2-Dichloropropane	ND	5.0
Chloroform	ND	5.0
Bromochloromethane	ND	5.0
1,1,1-Trichloroethane	ND	5.0
1,1-Dichloropropene	ND	5.0
Carbon Tetrachloride	ND	5.0
1,2-Dichloroethane	ND	5.0
Benzene	ND	5.0
Trichloroethene	ND	5.0
1,2-Dichloropropane	ND	5.0
Bromodichloromethane	ND	5.0
Dibromomethane	ND	5.0
4-Methyl-2-Pentanone	ND	10
cis-1,3-Dichloropropene	ND	5.0
Toluene	ND	5.0
trans-1,3-Dichloropropene	ND	5.0
1,1,2-Trichloroethane	ND	5.0
2-Hexanone	ND	10
1,3-Dichloropropane	ND	5.0
Tetrachloroethene	ND	5.0

ND= Not Detected

RL= Reporting Limit

Batch QC Report

Purgeable Organics by GC/MS			
Lab #:	202453	Location:	Learner
Client:	LFR Levine Fricke	Prep:	EPA 5035
Project#:	001-09466-01	Analysis:	EPA 8260B
Type:	BLANK	Basis:	as received
Lab ID:	QC436459	Diln Fac:	1.000
Matrix:	Soil	Batch#:	136820
Units:	ug/Kg	Analyzed:	04/07/08

Analyte	Result	RL
Dibromochloromethane	ND	5.0
1,2-Dibromoethane	ND	5.0
Chlorobenzene	ND	5.0
1,1,1,2-Tetrachloroethane	ND	5.0
Ethylbenzene	ND	5.0
m,p-Xylenes	ND	5.0
o-Xylene	ND	5.0
Styrene	ND	5.0
Bromoform	ND	5.0
Isopropylbenzene	ND	5.0
1,1,2,2-Tetrachloroethane	ND	5.0
1,2,3-Trichloropropane	ND	5.0
Propylbenzene	ND	5.0
Bromobenzene	ND	5.0
1,3,5-Trimethylbenzene	ND	5.0
2-Chlorotoluene	ND	5.0
4-Chlorotoluene	ND	5.0
tert-Butylbenzene	ND	5.0
1,2,4-Trimethylbenzene	ND	5.0
sec-Butylbenzene	ND	5.0
para-Isopropyl Toluene	ND	5.0
1,3-Dichlorobenzene	ND	5.0
1,4-Dichlorobenzene	ND	5.0
n-Butylbenzene	ND	5.0
1,2-Dichlorobenzene	ND	5.0
1,2-Dibromo-3-Chloropropane	ND	5.0
1,2,4-Trichlorobenzene	ND	5.0
Hexachlorobutadiene	ND	5.0
Naphthalene	ND	5.0
1,2,3-Trichlorobenzene	ND	5.0

Surrogate	%REC	Limits
Dibromofluoromethane	98	78-126
1,2-Dichloroethane-d4	95	76-137
Toluene-d8	105	80-120
Bromofluorobenzene	101	80-121

ND= Not Detected

RL= Reporting Limit

Batch QC Report

Purgeable Organics by GC/MS			
Lab #:	202453	Location:	Learner
Client:	LFR Levine Fricke	Prep:	EPA 5035
Project#:	001-09466-01	Analysis:	EPA 8260B
Matrix:	Soil	Diln Fac:	1.000
Units:	ug/Kg	Batch#:	136820
Basis:	as received	Analyzed:	04/07/08

Type: BS Lab ID: QC436460

Analyte	Spiked	Result	%REC	Limits
1,1-Dichloroethene	25.00	28.95	116	71-133
Benzene	25.00	26.11	104	79-123
Trichloroethene	25.00	26.52	106	79-124
Toluene	25.00	26.57	106	80-123
Chlorobenzene	25.00	23.53	94	80-120

Surrogate	%REC	Limits
Dibromofluoromethane	99	78-126
1,2-Dichloroethane-d4	92	76-137
Toluene-d8	106	80-120
Bromofluorobenzene	98	80-121

Type: BSD Lab ID: QC436461

Analyte	Spiked	Result	%REC	Limits	RPD	Lim
1,1-Dichloroethene	25.00	31.05	124	71-133	7	20
Benzene	25.00	28.78	115	79-123	10	20
Trichloroethene	25.00	29.31	117	79-124	10	20
Toluene	25.00	28.56	114	80-123	7	20
Chlorobenzene	25.00	25.50	102	80-120	8	20

Surrogate	%REC	Limits
Dibromofluoromethane	100	78-126
1,2-Dichloroethane-d4	98	76-137
Toluene-d8	103	80-120
Bromofluorobenzene	98	80-121

RPD= Relative Percent Difference

Batch QC Report

Purgeable Organics by GC/MS			
Lab #:	202453	Location:	Learner
Client:	LFR Levine Fricke	Prep:	EPA 5035
Project#:	001-09466-01	Analysis:	EPA 8260B
Type:	BLANK	Basis:	as received
Lab ID:	QC436563	Diln Fac:	1.000
Matrix:	Soil	Batch#:	136847
Units:	ug/Kg	Analyzed:	04/08/08

Analyte	Result	RL
Freon 12	ND	10
Chloromethane	ND	10
Vinyl Chloride	ND	10
Bromomethane	ND	10
Chloroethane	ND	10
Trichlorofluoromethane	ND	5.0
Acetone	ND	20
Freon 113	ND	5.0
1,1-Dichloroethene	ND	5.0
Methylene Chloride	ND	20
Carbon Disulfide	ND	5.0
MTBE	ND	5.0
trans-1,2-Dichloroethene	ND	5.0
Vinyl Acetate	ND	50
1,1-Dichloroethane	ND	5.0
2-Butanone	ND	10
cis-1,2-Dichloroethene	ND	5.0
2,2-Dichloropropane	ND	5.0
Chloroform	ND	5.0
Bromochloromethane	ND	5.0
1,1,1-Trichloroethane	ND	5.0
1,1-Dichloropropene	ND	5.0
Carbon Tetrachloride	ND	5.0
1,2-Dichloroethane	ND	5.0
Benzene	ND	5.0
Trichloroethene	ND	5.0
1,2-Dichloropropane	ND	5.0
Bromodichloromethane	ND	5.0
Dibromomethane	ND	5.0
4-Methyl-2-Pentanone	ND	10
cis-1,3-Dichloropropene	ND	5.0
Toluene	ND	5.0
trans-1,3-Dichloropropene	ND	5.0
1,1,2-Trichloroethane	ND	5.0
2-Hexanone	ND	10
1,3-Dichloropropane	ND	5.0
Tetrachloroethene	ND	5.0

ND= Not Detected

RL= Reporting Limit

Batch QC Report

Purgeable Organics by GC/MS			
Lab #:	202453	Location:	Learner
Client:	LFR Levine Fricke	Prep:	EPA 5035
Project#:	001-09466-01	Analysis:	EPA 8260B
Type:	BLANK	Basis:	as received
Lab ID:	QC436563	Diln Fac:	1.000
Matrix:	Soil	Batch#:	136847
Units:	ug/Kg	Analyzed:	04/08/08

Analyte	Result	RL
Dibromochloromethane	ND	5.0
1,2-Dibromoethane	ND	5.0
Chlorobenzene	ND	5.0
1,1,1,2-Tetrachloroethane	ND	5.0
Ethylbenzene	ND	5.0
m,p-Xylenes	ND	5.0
o-Xylene	ND	5.0
Styrene	ND	5.0
Bromoform	ND	5.0
Isopropylbenzene	ND	5.0
1,1,2,2-Tetrachloroethane	ND	5.0
1,2,3-Trichloropropane	ND	5.0
Propylbenzene	ND	5.0
Bromobenzene	ND	5.0
1,3,5-Trimethylbenzene	ND	5.0
2-Chlorotoluene	ND	5.0
4-Chlorotoluene	ND	5.0
tert-Butylbenzene	ND	5.0
1,2,4-Trimethylbenzene	ND	5.0
sec-Butylbenzene	ND	5.0
para-Isopropyl Toluene	ND	5.0
1,3-Dichlorobenzene	ND	5.0
1,4-Dichlorobenzene	ND	5.0
n-Butylbenzene	ND	5.0
1,2-Dichlorobenzene	ND	5.0
1,2-Dibromo-3-Chloropropane	ND	5.0
1,2,4-Trichlorobenzene	ND	5.0
Hexachlorobutadiene	ND	5.0
Naphthalene	ND	5.0
1,2,3-Trichlorobenzene	ND	5.0

Surrogate	%REC	Limits
Dibromofluoromethane	97	78-126
1,2-Dichloroethane-d4	95	76-137
Toluene-d8	102	80-120
Bromofluorobenzene	106	80-121

ND= Not Detected

RL= Reporting Limit

Batch QC Report

Purgeable Organics by GC/MS			
Lab #:	202453	Location:	Learner
Client:	LFR Levine Fricke	Prep:	EPA 5035
Project#:	001-09466-01	Analysis:	EPA 8260B
Matrix:	Soil	Diln Fac:	1.000
Units:	ug/Kg	Batch#:	136847
Basis:	as received	Analyzed:	04/08/08

Type: BS Lab ID: QC436564

Analyte	Spiked	Result	%REC	Limits
1,1-Dichloroethene	25.00	22.17	89	71-133
Benzene	25.00	25.05	100	79-123
Trichloroethene	25.00	23.11	92	79-124
Toluene	25.00	24.12	96	80-123
Chlorobenzene	25.00	24.86	99	80-120

Surrogate	%REC	Limits
Dibromofluoromethane	108	78-126
1,2-Dichloroethane-d4	92	76-137
Toluene-d8	97	80-120
Bromofluorobenzene	105	80-121

Type: BSD Lab ID: QC436565

Analyte	Spiked	Result	%REC	Limits	RPD	Lim
1,1-Dichloroethene	25.00	22.03	88	71-133	1	20
Benzene	25.00	24.70	99	79-123	1	20
Trichloroethene	25.00	22.67	91	79-124	2	20
Toluene	25.00	23.85	95	80-123	1	20
Chlorobenzene	25.00	24.61	98	80-120	1	20

Surrogate	%REC	Limits
Dibromofluoromethane	106	78-126
1,2-Dichloroethane-d4	93	76-137
Toluene-d8	97	80-120
Bromofluorobenzene	102	80-121

RPD= Relative Percent Difference

Batch QC Report

Purgeable Organics by GC/MS			
Lab #:	202453	Location:	Learner
Client:	LFR Levine Fricke	Prep:	EPA 5035
Project#:	001-09466-01	Analysis:	EPA 8260B
Type:	BLANK	Basis:	as received
Lab ID:	QC436566	Diln Fac:	1.000
Matrix:	Soil	Batch#:	136848
Units:	ug/Kg	Analyzed:	04/08/08

Analyte	Result	RL
Freon 12	ND	10
Chloromethane	ND	10
Vinyl Chloride	ND	10
Bromomethane	ND	10
Chloroethane	ND	10
Trichlorofluoromethane	ND	5.0
Acetone	ND	20
Freon 113	ND	5.0
1,1-Dichloroethene	ND	5.0
Methylene Chloride	ND	20
Carbon Disulfide	ND	5.0
MTBE	ND	5.0
trans-1,2-Dichloroethene	ND	5.0
Vinyl Acetate	ND	50
1,1-Dichloroethane	ND	5.0
2-Butanone	ND	10
cis-1,2-Dichloroethene	ND	5.0
2,2-Dichloropropane	ND	5.0
Chloroform	ND	5.0
Bromochloromethane	ND	5.0
1,1,1-Trichloroethane	ND	5.0
1,1-Dichloropropene	ND	5.0
Carbon Tetrachloride	ND	5.0
1,2-Dichloroethane	ND	5.0
Benzene	ND	5.0
Trichloroethene	ND	5.0
1,2-Dichloropropane	ND	5.0
Bromodichloromethane	ND	5.0
Dibromomethane	ND	5.0
4-Methyl-2-Pentanone	ND	10
cis-1,3-Dichloropropene	ND	5.0
Toluene	ND	5.0
trans-1,3-Dichloropropene	ND	5.0
1,1,2-Trichloroethane	ND	5.0
2-Hexanone	ND	10
1,3-Dichloropropane	ND	5.0
Tetrachloroethene	ND	5.0

ND= Not Detected

RL= Reporting Limit

Batch QC Report

Purgeable Organics by GC/MS			
Lab #:	202453	Location:	Learner
Client:	LFR Levine Fricke	Prep:	EPA 5035
Project#:	001-09466-01	Analysis:	EPA 8260B
Type:	BLANK	Basis:	as received
Lab ID:	QC436566	Diln Fac:	1.000
Matrix:	Soil	Batch#:	136848
Units:	ug/Kg	Analyzed:	04/08/08

Analyte	Result	RL
Dibromochloromethane	ND	5.0
1,2-Dibromoethane	ND	5.0
Chlorobenzene	ND	5.0
1,1,1,2-Tetrachloroethane	ND	5.0
Ethylbenzene	ND	5.0
m,p-Xylenes	ND	5.0
o-Xylene	ND	5.0
Styrene	ND	5.0
Bromoform	ND	5.0
Isopropylbenzene	ND	5.0
1,1,2,2-Tetrachloroethane	ND	5.0
1,2,3-Trichloropropane	ND	5.0
Propylbenzene	ND	5.0
Bromobenzene	ND	5.0
1,3,5-Trimethylbenzene	ND	5.0
2-Chlorotoluene	ND	5.0
4-Chlorotoluene	ND	5.0
tert-Butylbenzene	ND	5.0
1,2,4-Trimethylbenzene	ND	5.0
sec-Butylbenzene	ND	5.0
para-Isopropyl Toluene	ND	5.0
1,3-Dichlorobenzene	ND	5.0
1,4-Dichlorobenzene	ND	5.0
n-Butylbenzene	ND	5.0
1,2-Dichlorobenzene	ND	5.0
1,2-Dibromo-3-Chloropropane	ND	5.0
1,2,4-Trichlorobenzene	ND	5.0
Hexachlorobutadiene	ND	5.0
Naphthalene	ND	5.0
1,2,3-Trichlorobenzene	ND	5.0

Surrogate	%REC	Limits
Dibromofluoromethane	100	78-126
1,2-Dichloroethane-d4	114	76-137
Toluene-d8	108	80-120
Bromofluorobenzene	107	80-121

ND= Not Detected

RL= Reporting Limit

Batch QC Report

Purgeable Organics by GC/MS			
Lab #:	202453	Location:	Learner
Client:	LFR Levine Fricke	Prep:	EPA 5035
Project#:	001-09466-01	Analysis:	EPA 8260B
Matrix:	Soil	Diln Fac:	1.000
Units:	ug/Kg	Batch#:	136848
Basis:	as received	Analyzed:	04/08/08

Type: BS Lab ID: QC436567

Analyte	Spiked	Result	%REC	Limits
1,1-Dichloroethene	25.00	28.00	112	71-133
Benzene	25.00	25.72	103	79-123
Trichloroethene	25.00	25.49	102	79-124
Toluene	25.00	25.99	104	80-123
Chlorobenzene	25.00	26.80	107	80-120

Surrogate	%REC	Limits
Dibromofluoromethane	104	78-126
1,2-Dichloroethane-d4	114	76-137
Toluene-d8	106	80-120
Bromofluorobenzene	102	80-121

Type: BSD Lab ID: QC436568

Analyte	Spiked	Result	%REC	Limits	RPD	Lim
1,1-Dichloroethene	25.00	28.37	113	71-133	1	20
Benzene	25.00	26.91	108	79-123	5	20
Trichloroethene	25.00	26.98	108	79-124	6	20
Toluene	25.00	26.90	108	80-123	3	20
Chlorobenzene	25.00	27.96	112	80-120	4	20

Surrogate	%REC	Limits
Dibromofluoromethane	103	78-126
1,2-Dichloroethane-d4	114	76-137
Toluene-d8	106	80-120
Bromofluorobenzene	103	80-121

RPD= Relative Percent Difference

Batch QC Report

Purgeable Organics by GC/MS

Lab #:	202453	Location:	Learner
Client:	LFR Levine Fricke	Prep:	EPA 5035
Project#:	001-09466-01	Analysis:	EPA 8260B
Matrix:	Soil	Diln Fac:	1.000
Units:	ug/Kg	Batch#:	136883
Basis:	as received	Analyzed:	04/09/08

Type: BS Lab ID: QC436707

Analyte	Spiked	Result	%REC	Limits
1,1-Dichloroethene	25.00	24.19	97	71-133
Benzene	25.00	27.93	112	79-123
Trichloroethene	25.00	25.42	102	79-124
Toluene	25.00	26.17	105	80-123
Chlorobenzene	25.00	26.89	108	80-120

Surrogate	%REC	Limits
Dibromofluoromethane	105	78-126
1,2-Dichloroethane-d4	96	76-137
Toluene-d8	96	80-120
Bromofluorobenzene	103	80-121

Type: BSD Lab ID: QC436708

Analyte	Spiked	Result	%REC	Limits	RPD	Lim
1,1-Dichloroethene	25.00	23.04	92	71-133	5	20
Benzene	25.00	26.68	107	79-123	5	20
Trichloroethene	25.00	24.85	99	79-124	2	20
Toluene	25.00	26.49	106	80-123	1	20
Chlorobenzene	25.00	26.43	106	80-120	2	20

Surrogate	%REC	Limits
Dibromofluoromethane	104	78-126
1,2-Dichloroethane-d4	95	76-137
Toluene-d8	97	80-120
Bromofluorobenzene	103	80-121

RPD= Relative Percent Difference

Batch QC Report

Purgeable Organics by GC/MS			
Lab #:	202453	Location:	Learner
Client:	LFR Levine Fricke	Prep:	EPA 5035
Project#:	001-09466-01	Analysis:	EPA 8260B
Type:	BLANK	Basis:	as received
Lab ID:	QC436709	Diln Fac:	1.000
Matrix:	Soil	Batch#:	136883
Units:	ug/Kg	Analyzed:	04/09/08

Analyte	Result	RL
Freon 12	ND	10
Chloromethane	ND	10
Vinyl Chloride	ND	10
Bromomethane	ND	10
Chloroethane	ND	10
Trichlorofluoromethane	ND	5.0
Acetone	ND	20
Freon 113	ND	5.0
1,1-Dichloroethene	ND	5.0
Methylene Chloride	ND	20
Carbon Disulfide	ND	5.0
MTBE	ND	5.0
trans-1,2-Dichloroethene	ND	5.0
Vinyl Acetate	ND	50
1,1-Dichloroethane	ND	5.0
2-Butanone	ND	10
cis-1,2-Dichloroethene	ND	5.0
2,2-Dichloropropane	ND	5.0
Chloroform	ND	5.0
Bromochloromethane	ND	5.0
1,1,1-Trichloroethane	ND	5.0
1,1-Dichloropropene	ND	5.0
Carbon Tetrachloride	ND	5.0
1,2-Dichloroethane	ND	5.0
Benzene	ND	5.0
Trichloroethene	ND	5.0
1,2-Dichloropropane	ND	5.0
Bromodichloromethane	ND	5.0
Dibromomethane	ND	5.0
4-Methyl-2-Pentanone	ND	10
cis-1,3-Dichloropropene	ND	5.0
Toluene	ND	5.0
trans-1,3-Dichloropropene	ND	5.0
1,1,2-Trichloroethane	ND	5.0
2-Hexanone	ND	10
1,3-Dichloropropane	ND	5.0
Tetrachloroethene	ND	5.0

ND= Not Detected

RL= Reporting Limit

Batch QC Report

Purgeable Organics by GC/MS			
Lab #:	202453	Location:	Learner
Client:	LFR Levine Fricke	Prep:	EPA 5035
Project#:	001-09466-01	Analysis:	EPA 8260B
Type:	BLANK	Basis:	as received
Lab ID:	QC436709	Diln Fac:	1.000
Matrix:	Soil	Batch#:	136883
Units:	ug/Kg	Analyzed:	04/09/08

Analyte	Result	RL
Dibromochloromethane	ND	5.0
1,2-Dibromoethane	ND	5.0
Chlorobenzene	ND	5.0
1,1,1,2-Tetrachloroethane	ND	5.0
Ethylbenzene	ND	5.0
m,p-Xylenes	ND	5.0
o-Xylene	ND	5.0
Styrene	ND	5.0
Bromoform	ND	5.0
Isopropylbenzene	ND	5.0
1,1,2,2-Tetrachloroethane	ND	5.0
1,2,3-Trichloropropane	ND	5.0
Propylbenzene	ND	5.0
Bromobenzene	ND	5.0
1,3,5-Trimethylbenzene	ND	5.0
2-Chlorotoluene	ND	5.0
4-Chlorotoluene	ND	5.0
tert-Butylbenzene	ND	5.0
1,2,4-Trimethylbenzene	ND	5.0
sec-Butylbenzene	ND	5.0
para-Isopropyl Toluene	ND	5.0
1,3-Dichlorobenzene	ND	5.0
1,4-Dichlorobenzene	ND	5.0
n-Butylbenzene	ND	5.0
1,2-Dichlorobenzene	ND	5.0
1,2-Dibromo-3-Chloropropane	ND	5.0
1,2,4-Trichlorobenzene	ND	5.0
Hexachlorobutadiene	ND	5.0
Naphthalene	ND	5.0
1,2,3-Trichlorobenzene	ND	5.0

Surrogate	%REC	Limits
Dibromofluoromethane	99	78-126
1,2-Dichloroethane-d4	101	76-137
Toluene-d8	102	80-120
Bromofluorobenzene	104	80-121

ND= Not Detected

RL= Reporting Limit

Batch QC Report

Purgeable Organics by GC/MS			
Lab #:	202453	Location:	Learner
Client:	LFR Levine Fricke	Prep:	EPA 5035
Project#:	001-09466-01	Analysis:	EPA 8260B
Type:	BLANK	Basis:	as received
Lab ID:	QC436878	Diln Fac:	1.000
Matrix:	Soil	Batch#:	136922
Units:	ug/Kg	Analyzed:	04/10/08

Analyte	Result	RL
Freon 12	ND	10
Chloromethane	ND	10
Vinyl Chloride	ND	10
Bromomethane	ND	10
Chloroethane	ND	10
Trichlorofluoromethane	ND	5.0
Acetone	ND	20
Freon 113	ND	5.0
1,1-Dichloroethene	ND	5.0
Methylene Chloride	ND	20
Carbon Disulfide	ND	5.0
MTBE	ND	5.0
trans-1,2-Dichloroethene	ND	5.0
Vinyl Acetate	ND	50
1,1-Dichloroethane	ND	5.0
2-Butanone	ND	10
cis-1,2-Dichloroethene	ND	5.0
2,2-Dichloropropane	ND	5.0
Chloroform	ND	5.0
Bromochloromethane	ND	5.0
1,1,1-Trichloroethane	ND	5.0
1,1-Dichloropropene	ND	5.0
Carbon Tetrachloride	ND	5.0
1,2-Dichloroethane	ND	5.0
Benzene	ND	5.0
Trichloroethene	ND	5.0
1,2-Dichloropropane	ND	5.0
Bromodichloromethane	ND	5.0
Dibromomethane	ND	5.0
4-Methyl-2-Pentanone	ND	10
cis-1,3-Dichloropropene	ND	5.0
Toluene	ND	5.0
trans-1,3-Dichloropropene	ND	5.0
1,1,2-Trichloroethane	ND	5.0
2-Hexanone	ND	10
1,3-Dichloropropane	ND	5.0
Tetrachloroethene	ND	5.0

ND= Not Detected

RL= Reporting Limit

Batch QC Report

Purgeable Organics by GC/MS			
Lab #:	202453	Location:	Learner
Client:	LFR Levine Fricke	Prep:	EPA 5035
Project#:	001-09466-01	Analysis:	EPA 8260B
Type:	BLANK	Basis:	as received
Lab ID:	QC436878	Diln Fac:	1.000
Matrix:	Soil	Batch#:	136922
Units:	ug/Kg	Analyzed:	04/10/08

Analyte	Result	RL
Dibromochloromethane	ND	5.0
1,2-Dibromoethane	ND	5.0
Chlorobenzene	ND	5.0
1,1,1,2-Tetrachloroethane	ND	5.0
Ethylbenzene	ND	5.0
m,p-Xylenes	ND	5.0
o-Xylene	ND	5.0
Styrene	ND	5.0
Bromoform	ND	5.0
Isopropylbenzene	ND	5.0
1,1,2,2-Tetrachloroethane	ND	5.0
1,2,3-Trichloropropane	ND	5.0
Propylbenzene	ND	5.0
Bromobenzene	ND	5.0
1,3,5-Trimethylbenzene	ND	5.0
2-Chlorotoluene	ND	5.0
4-Chlorotoluene	ND	5.0
tert-Butylbenzene	ND	5.0
1,2,4-Trimethylbenzene	ND	5.0
sec-Butylbenzene	ND	5.0
para-Isopropyl Toluene	ND	5.0
1,3-Dichlorobenzene	ND	5.0
1,4-Dichlorobenzene	ND	5.0
n-Butylbenzene	ND	5.0
1,2-Dichlorobenzene	ND	5.0
1,2-Dibromo-3-Chloropropane	ND	5.0
1,2,4-Trichlorobenzene	ND	5.0
Hexachlorobutadiene	ND	5.0
Naphthalene	ND	5.0
1,2,3-Trichlorobenzene	ND	5.0

Surrogate	%REC	Limits
Dibromofluoromethane	100	78-126
1,2-Dichloroethane-d4	97	76-137
Toluene-d8	103	80-120
Bromofluorobenzene	105	80-121

ND= Not Detected

RL= Reporting Limit

Batch QC Report

Purgeable Organics by GC/MS			
Lab #:	202453	Location:	Learner
Client:	LFR Levine Fricke	Prep:	EPA 5035
Project#:	001-09466-01	Analysis:	EPA 8260B
Matrix:	Soil	Diln Fac:	1.000
Units:	ug/Kg	Batch#:	136922
Basis:	as received	Analyzed:	04/10/08

Type: BS Lab ID: QC436879

Analyte	Spiked	Result	%REC	Limits
1,1-Dichloroethene	25.00	21.45	86	71-133
Benzene	25.00	25.78	103	79-123
Trichloroethene	25.00	24.50	98	79-124
Toluene	25.00	25.65	103	80-123
Chlorobenzene	25.00	26.31	105	80-120

Surrogate	%REC	Limits
Dibromofluoromethane	104	78-126
1,2-Dichloroethane-d4	90	76-137
Toluene-d8	96	80-120
Bromofluorobenzene	105	80-121

Type: BSD Lab ID: QC436880

Analyte	Spiked	Result	%REC	Limits	RPD	Lim
1,1-Dichloroethene	25.00	20.36	81	71-133	5	20
Benzene	25.00	25.14	101	79-123	3	20
Trichloroethene	25.00	23.73	95	79-124	3	20
Toluene	25.00	25.40	102	80-123	1	20
Chlorobenzene	25.00	25.56	102	80-120	3	20

Surrogate	%REC	Limits
Dibromofluoromethane	105	78-126
1,2-Dichloroethane-d4	90	76-137
Toluene-d8	97	80-120
Bromofluorobenzene	103	80-121

RPD= Relative Percent Difference

Polychlorinated Biphenyls (PCBs)

Lab #:	202453	Location:	Learner
Client:	LFR Levine Fricke	Prep:	EPA 3550B
Project#:	001-09466-01	Analysis:	EPA 8082
Matrix:	Soil	Sampled:	04/04/08
Units:	ug/Kg	Received:	04/04/08
Basis:	as received		

Field ID:	LP-10-2FT	Batch#:	136911
Type:	SAMPLE	Prepared:	04/09/08
Lab ID:	202453-001	Analyzed:	04/10/08
Diln Fac:	3.000	Cleanup Method:	EPA 3665A

Analyte	Result	RL
Aroclor-1016	ND	25
Aroclor-1221	ND	50
Aroclor-1232	ND	25
Aroclor-1242	ND	25
Aroclor-1248	ND	25
Aroclor-1254	720	25
Aroclor-1260	1,600	25

Surrogate	%REC	Limits
TCMX	105	66-140
Decachlorobiphenyl	57	51-150

Field ID:	LP-10-4FT	Batch#:	136911
Type:	SAMPLE	Prepared:	04/09/08
Lab ID:	202453-002	Analyzed:	04/10/08
Diln Fac:	5.000	Cleanup Method:	EPA 3665A

Analyte	Result	RL
Aroclor-1016	ND	42
Aroclor-1221	ND	83
Aroclor-1232	ND	42
Aroclor-1242	ND	42
Aroclor-1248	ND	42
Aroclor-1254	1,100	42
Aroclor-1260	2,900	42

Surrogate	%REC	Limits
TCMX	93	66-140
Decachlorobiphenyl	60	51-150

*= Value outside of QC limits; see narrative
 DO= Diluted Out
 ND= Not Detected
 RL= Reporting Limit

Polychlorinated Biphenyls (PCBs)

Lab #:	202453	Location:	Learner
Client:	LFR Levine Fricke	Prep:	EPA 3550B
Project#:	001-09466-01	Analysis:	EPA 8082
Matrix:	Soil	Sampled:	04/04/08
Units:	ug/Kg	Received:	04/04/08
Basis:	as received		

Field ID: LP-13-2FT	Batch#: 136911
Type: SAMPLE	Prepared: 04/09/08
Lab ID: 202453-003	Analyzed: 04/10/08
Diln Fac: 1.000	Cleanup Method: EPA 3665A

Analyte	Result	RL
Aroclor-1016	ND	12
Aroclor-1221	ND	24
Aroclor-1232	ND	12
Aroclor-1242	ND	12
Aroclor-1248	ND	12
Aroclor-1254	27	12
Aroclor-1260	34	12

Surrogate	%REC	Limits
TCMX	87	66-140
Decachlorobiphenyl	13 *	51-150

Field ID: LP-13-4FT	Batch#: 136911
Type: SAMPLE	Prepared: 04/09/08
Lab ID: 202453-004	Analyzed: 04/10/08
Diln Fac: 1.000	Cleanup Method: EPA 3665A

Analyte	Result	RL
Aroclor-1016	ND	12
Aroclor-1221	ND	24
Aroclor-1232	ND	12
Aroclor-1242	ND	12
Aroclor-1248	ND	12
Aroclor-1254	ND	12
Aroclor-1260	ND	12

Surrogate	%REC	Limits
TCMX	102	66-140
Decachlorobiphenyl	18 *	51-150

*= Value outside of QC limits; see narrative
 DO= Diluted Out
 ND= Not Detected
 RL= Reporting Limit
 Page 2 of 12

Polychlorinated Biphenyls (PCBs)

Lab #:	202453	Location:	Learner
Client:	LFR Levine Fricke	Prep:	EPA 3550B
Project#:	001-09466-01	Analysis:	EPA 8082
Matrix:	Soil	Sampled:	04/04/08
Units:	ug/Kg	Received:	04/04/08
Basis:	as received		

Field ID:	LP-6-2FT	Batch#:	136911
Type:	SAMPLE	Prepared:	04/09/08
Lab ID:	202453-006	Analyzed:	04/10/08
Diln Fac:	5.000	Cleanup Method:	EPA 3665A

Analyte	Result	RL
Aroclor-1016	ND	42
Aroclor-1221	ND	83
Aroclor-1232	ND	42
Aroclor-1242	ND	42
Aroclor-1248	1,700	42
Aroclor-1254	3,700	42
Aroclor-1260	1,700	42

Surrogate	%REC	Limits
TCMX	88	66-140
Decachlorobiphenyl	44 *	51-150

Field ID:	LP-6-4FT	Batch#:	136911
Type:	SAMPLE	Prepared:	04/09/08
Lab ID:	202453-007	Analyzed:	04/10/08
Diln Fac:	1.000	Cleanup Method:	EPA 3665A

Analyte	Result	RL
Aroclor-1016	ND	12
Aroclor-1221	ND	24
Aroclor-1232	ND	12
Aroclor-1242	ND	12
Aroclor-1248	ND	12
Aroclor-1254	ND	12
Aroclor-1260	22	12

Surrogate	%REC	Limits
TCMX	102	66-140
Decachlorobiphenyl	39 *	51-150

*= Value outside of QC limits; see narrative
 DO= Diluted Out
 ND= Not Detected
 RL= Reporting Limit
 Page 3 of 12

Polychlorinated Biphenyls (PCBs)

Lab #:	202453	Location:	Learner
Client:	LFR Levine Fricke	Prep:	EPA 3550B
Project#:	001-09466-01	Analysis:	EPA 8082
Matrix:	Soil	Sampled:	04/04/08
Units:	ug/Kg	Received:	04/04/08
Basis:	as received		

Field ID:	LP-7-2FT	Batch#:	136911
Type:	SAMPLE	Prepared:	04/09/08
Lab ID:	202453-009	Analyzed:	04/10/08
Diln Fac:	1.000	Cleanup Method:	EPA 3665A

Analyte	Result	RL
Aroclor-1016	ND	12
Aroclor-1221	ND	24
Aroclor-1232	ND	12
Aroclor-1242	ND	12
Aroclor-1248	ND	12
Aroclor-1254	310	12
Aroclor-1260	250	12

Surrogate	%REC	Limits
TCMX	102	66-140
Decachlorobiphenyl	31 *	51-150

Field ID:	LP-7-4FT	Batch#:	136911
Type:	SAMPLE	Prepared:	04/09/08
Lab ID:	202453-010	Analyzed:	04/10/08
Diln Fac:	1.000	Cleanup Method:	EPA 3665A

Analyte	Result	RL
Aroclor-1016	ND	12
Aroclor-1221	ND	24
Aroclor-1232	ND	12
Aroclor-1242	ND	12
Aroclor-1248	ND	12
Aroclor-1254	ND	12
Aroclor-1260	ND	12

Surrogate	%REC	Limits
TCMX	105	66-140
Decachlorobiphenyl	49 *	51-150

*= Value outside of QC limits; see narrative
 DO= Diluted Out
 ND= Not Detected
 RL= Reporting Limit
 Page 4 of 12

Polychlorinated Biphenyls (PCBs)

Lab #:	202453	Location:	Learner
Client:	LFR Levine Fricke	Prep:	EPA 3550B
Project#:	001-09466-01	Analysis:	EPA 8082
Matrix:	Soil	Sampled:	04/04/08
Units:	ug/Kg	Received:	04/04/08
Basis:	as received		

Field ID: LP-8-2FT	Batch#: 136911
Type: SAMPLE	Prepared: 04/09/08
Lab ID: 202453-011	Analyzed: 04/11/08
Diln Fac: 2.000	Cleanup Method: EPA 3665A

Analyte	Result	RL
Aroclor-1016	ND	17
Aroclor-1221	ND	33
Aroclor-1232	ND	17
Aroclor-1242	ND	17
Aroclor-1248	350	17
Aroclor-1254	970	17
Aroclor-1260	910	17

Surrogate	%REC	Limits
TCMX	104	66-140
Decachlorobiphenyl	54	51-150

Field ID: LP-8-4FT	Batch#: 136785
Type: SAMPLE	Prepared: 04/06/08
Lab ID: 202453-012	Analyzed: 04/08/08
Diln Fac: 20.00	Cleanup Method: EPA 3665A

Analyte	Result	RL
Aroclor-1016	ND	170
Aroclor-1221	ND	330
Aroclor-1232	ND	170
Aroclor-1242	ND	170
Aroclor-1248	4,200	170
Aroclor-1254	6,800	170
Aroclor-1260	2,400	170

Surrogate	%REC	Limits
TCMX	DO	66-140
Decachlorobiphenyl	DO	51-150

*= Value outside of QC limits; see narrative
 DO= Diluted Out
 ND= Not Detected
 RL= Reporting Limit

Polychlorinated Biphenyls (PCBs)

Lab #:	202453	Location:	Learner
Client:	LFR Levine Fricke	Prep:	EPA 3550B
Project#:	001-09466-01	Analysis:	EPA 8082
Matrix:	Soil	Sampled:	04/04/08
Units:	ug/Kg	Received:	04/04/08
Basis:	as received		

Field ID: LP-5-2FT	Batch#: 136785
Type: SAMPLE	Prepared: 04/06/08
Lab ID: 202453-013	Analyzed: 04/08/08
Diln Fac: 10.00	Cleanup Method: EPA 3665A

Analyte	Result	RL
Aroclor-1016	ND	83
Aroclor-1221	ND	170
Aroclor-1232	ND	83
Aroclor-1242	ND	83
Aroclor-1248	ND	83
Aroclor-1254	340	83
Aroclor-1260	1,300	83

Surrogate	%REC	Limits
TCMX	DO	66-140
Decachlorobiphenyl	DO	51-150

Field ID: LP-5-4FT	Batch#: 136785
Type: SAMPLE	Prepared: 04/06/08
Lab ID: 202453-014	Analyzed: 04/08/08
Diln Fac: 1.000	Cleanup Method: EPA 3665A

Analyte	Result	RL
Aroclor-1016	ND	12
Aroclor-1221	ND	24
Aroclor-1232	ND	12
Aroclor-1242	ND	12
Aroclor-1248	ND	12
Aroclor-1254	ND	12
Aroclor-1260	16	12

Surrogate	%REC	Limits
TCMX	85	66-140
Decachlorobiphenyl	46 *	51-150

*= Value outside of QC limits; see narrative
 DO= Diluted Out
 ND= Not Detected
 RL= Reporting Limit

Polychlorinated Biphenyls (PCBs)

Lab #:	202453	Location:	Learner
Client:	LFR Levine Fricke	Prep:	EPA 3550B
Project#:	001-09466-01	Analysis:	EPA 8082
Matrix:	Soil	Sampled:	04/04/08
Units:	ug/Kg	Received:	04/04/08
Basis:	as received		

Field ID:	LP-4-2FT	Batch#:	136785
Type:	SAMPLE	Prepared:	04/06/08
Lab ID:	202453-015	Analyzed:	04/08/08
Diln Fac:	1.000	Cleanup Method:	EPA 3665A

Analyte	Result	RL
Aroclor-1016	ND	12
Aroclor-1221	ND	24
Aroclor-1232	ND	12
Aroclor-1242	ND	12
Aroclor-1248	160	12
Aroclor-1254	220	12
Aroclor-1260	160	12

Surrogate	%REC	Limits
TCMX	82	66-140
Decachlorobiphenyl	32 *	51-150

Field ID:	LP-4-4FT	Batch#:	136785
Type:	SAMPLE	Prepared:	04/06/08
Lab ID:	202453-016	Analyzed:	04/07/08
Diln Fac:	1.000	Cleanup Method:	EPA 3665A

Analyte	Result	RL
Aroclor-1016	ND	12
Aroclor-1221	ND	24
Aroclor-1232	ND	12
Aroclor-1242	ND	12
Aroclor-1248	ND	12
Aroclor-1254	ND	12
Aroclor-1260	ND	12

Surrogate	%REC	Limits
TCMX	85	66-140
Decachlorobiphenyl	42 *	51-150

*= Value outside of QC limits; see narrative
 DO= Diluted Out
 ND= Not Detected
 RL= Reporting Limit
 Page 7 of 12

Polychlorinated Biphenyls (PCBs)

Lab #:	202453	Location:	Learner
Client:	LFR Levine Fricke	Prep:	EPA 3550B
Project#:	001-09466-01	Analysis:	EPA 8082
Matrix:	Soil	Sampled:	04/04/08
Units:	ug/Kg	Received:	04/04/08
Basis:	as received		

Field ID:	LP-11-2FT	Batch#:	136785
Type:	SAMPLE	Prepared:	04/06/08
Lab ID:	202453-017	Analyzed:	04/08/08
Diln Fac:	3.000	Cleanup Method:	EPA 3665A

Analyte	Result	RL
Aroclor-1016	ND	25
Aroclor-1221	ND	50
Aroclor-1232	ND	25
Aroclor-1242	ND	25
Aroclor-1248	ND	25
Aroclor-1254	670	25
Aroclor-1260	740	25

Surrogate	%REC	Limits
TCMX	92	66-140
Decachlorobiphenyl	47 *	51-150

Field ID:	LP-11-4FT	Batch#:	136785
Type:	SAMPLE	Prepared:	04/06/08
Lab ID:	202453-018	Analyzed:	04/08/08
Diln Fac:	10.00	Cleanup Method:	EPA 3665A

Analyte	Result	RL
Aroclor-1016	ND	83
Aroclor-1221	ND	170
Aroclor-1232	ND	83
Aroclor-1242	ND	83
Aroclor-1248	470	83
Aroclor-1254	1,800	83
Aroclor-1260	690	83

Surrogate	%REC	Limits
TCMX	DO	66-140
Decachlorobiphenyl	DO	51-150

*= Value outside of QC limits; see narrative
 DO= Diluted Out
 ND= Not Detected
 RL= Reporting Limit
 Page 8 of 12

Polychlorinated Biphenyls (PCBs)

Lab #:	202453	Location:	Learner
Client:	LFR Levine Fricke	Prep:	EPA 3550B
Project#:	001-09466-01	Analysis:	EPA 8082
Matrix:	Soil	Sampled:	04/04/08
Units:	ug/Kg	Received:	04/04/08
Basis:	as received		

Field ID:	LP-9-1FT	Batch#:	136785
Type:	SAMPLE	Prepared:	04/06/08
Lab ID:	202453-019	Analyzed:	04/08/08
Diln Fac:	1.000	Cleanup Method:	EPA 3665A

Analyte	Result	RL
Aroclor-1016	ND	12
Aroclor-1221	ND	24
Aroclor-1232	ND	12
Aroclor-1242	ND	12
Aroclor-1248	ND	12
Aroclor-1254	ND	12
Aroclor-1260	ND	12

Surrogate	%REC	Limits
TCMX	81	66-140
Decachlorobiphenyl	33 *	51-150

Field ID:	LP-9-4FT	Batch#:	136785
Type:	SAMPLE	Prepared:	04/06/08
Lab ID:	202453-020	Analyzed:	04/08/08
Diln Fac:	1.000	Cleanup Method:	EPA 3665A

Analyte	Result	RL
Aroclor-1016	ND	12
Aroclor-1221	ND	24
Aroclor-1232	ND	12
Aroclor-1242	ND	12
Aroclor-1248	ND	12
Aroclor-1254	14	12
Aroclor-1260	ND	12

Surrogate	%REC	Limits
TCMX	73	66-140
Decachlorobiphenyl	31 *	51-150

*= Value outside of QC limits; see narrative
 DO= Diluted Out
 ND= Not Detected
 RL= Reporting Limit
 Page 9 of 12

Polychlorinated Biphenyls (PCBs)

Lab #:	202453	Location:	Learner
Client:	LFR Levine Fricke	Prep:	EPA 3550B
Project#:	001-09466-01	Analysis:	EPA 8082
Matrix:	Soil	Sampled:	04/04/08
Units:	ug/Kg	Received:	04/04/08
Basis:	as received		

Field ID:	LP-15-1FT	Batch#:	136911
Type:	SAMPLE	Prepared:	04/09/08
Lab ID:	202453-021	Analyzed:	04/11/08
Diln Fac:	1.000	Cleanup Method:	EPA 3665A

Analyte	Result	RL
Aroclor-1016	ND	12
Aroclor-1221	ND	24
Aroclor-1232	ND	12
Aroclor-1242	ND	12
Aroclor-1248	ND	12
Aroclor-1254	12	12
Aroclor-1260	13	12

Surrogate	%REC	Limits
TCMX	98	66-140
Decachlorobiphenyl	34 *	51-150

Field ID:	LP-15-5FT	Batch#:	136785
Type:	SAMPLE	Prepared:	04/06/08
Lab ID:	202453-022	Analyzed:	04/08/08
Diln Fac:	2.000	Cleanup Method:	EPA 3665A

Analyte	Result	RL
Aroclor-1016	ND	17
Aroclor-1221	ND	33
Aroclor-1232	ND	17
Aroclor-1242	ND	17
Aroclor-1248	400	17
Aroclor-1254	500	17
Aroclor-1260	290	17

Surrogate	%REC	Limits
TCMX	80	66-140
Decachlorobiphenyl	40 *	51-150

*= Value outside of QC limits; see narrative
 DO= Diluted Out
 ND= Not Detected
 RL= Reporting Limit

Polychlorinated Biphenyls (PCBs)

Lab #:	202453	Location:	Learner
Client:	LFR Levine Fricke	Prep:	EPA 3550B
Project#:	001-09466-01	Analysis:	EPA 8082
Matrix:	Soil	Sampled:	04/04/08
Units:	ug/Kg	Received:	04/04/08
Basis:	as received		

Field ID:	LP-2-1FT	Batch#:	136785
Type:	SAMPLE	Prepared:	04/06/08
Lab ID:	202453-023	Analyzed:	04/09/08
Diln Fac:	5.000	Cleanup Method:	EPA 3665A

Analyte	Result	RL
Aroclor-1016	ND	42
Aroclor-1221	ND	84
Aroclor-1232	ND	42
Aroclor-1242	ND	42
Aroclor-1248	800	42
Aroclor-1254	1,300	42
Aroclor-1260	490	42

Surrogate	%REC	Limits
TCMX	68	66-140
Decachlorobiphenyl	45 *	51-150

Field ID:	LP-2-5FT	Batch#:	136785
Type:	SAMPLE	Prepared:	04/06/08
Lab ID:	202453-024	Analyzed:	04/09/08
Diln Fac:	2.000	Cleanup Method:	EPA 3665A

Analyte	Result	RL
Aroclor-1016	ND	17
Aroclor-1221	ND	33
Aroclor-1232	ND	17
Aroclor-1242	650	17
Aroclor-1248	ND	17
Aroclor-1254	280	17
Aroclor-1260	62	17

Surrogate	%REC	Limits
TCMX	89	66-140
Decachlorobiphenyl	46 *	51-150

*= Value outside of QC limits; see narrative
 DO= Diluted Out
 ND= Not Detected
 RL= Reporting Limit

Polychlorinated Biphenyls (PCBs)

Lab #:	202453	Location:	Learner
Client:	LFR Levine Fricke	Prep:	EPA 3550B
Project#:	001-09466-01	Analysis:	EPA 8082
Matrix:	Soil	Sampled:	04/04/08
Units:	ug/Kg	Received:	04/04/08
Basis:	as received		

Type:	BLANK	Prepared:	04/06/08
Lab ID:	QC436307	Analyzed:	04/07/08
Diln Fac:	1.000	Cleanup Method:	EPA 3665A
Batch#:	136785		

Analyte	Result	RL
Aroclor-1016	ND	12
Aroclor-1221	ND	24
Aroclor-1232	ND	12
Aroclor-1242	ND	12
Aroclor-1248	ND	12
Aroclor-1254	ND	12
Aroclor-1260	ND	12

Surrogate	%REC	Limits
TCMX	95	66-140
Decachlorobiphenyl	66	51-150

Type:	BLANK	Prepared:	04/09/08
Lab ID:	QC436821	Analyzed:	04/10/08
Diln Fac:	1.000	Cleanup Method:	EPA 3665A
Batch#:	136911		

Analyte	Result	RL
Aroclor-1016	ND	12
Aroclor-1221	ND	24
Aroclor-1232	ND	12
Aroclor-1242	ND	12
Aroclor-1248	ND	12
Aroclor-1254	ND	12
Aroclor-1260	ND	12

Surrogate	%REC	Limits
TCMX	109	66-140
Decachlorobiphenyl	63	51-150

*= Value outside of QC limits; see narrative
 DO= Diluted Out
 ND= Not Detected
 RL= Reporting Limit

Batch QC Report

Polychlorinated Biphenyls (PCBs)			
Lab #:	202453	Location:	Learner
Client:	LFR Levine Fricke	Prep:	EPA 3550B
Project#:	001-09466-01	Analysis:	EPA 8082
Type:	LCS	Diln Fac:	1.000
Lab ID:	QC436308	Batch#:	136785
Matrix:	Soil	Prepared:	04/06/08
Units:	ug/Kg	Analyzed:	04/07/08
Basis:	as received		

Cleanup Method: EPA 3665A

Analyte	Spiked	Result	%REC	Limits
Aroclor-1221	333.0	254.0	76	67-122

Surrogate	%REC	Limits
TCMX	90	66-140
Decachlorobiphenyl	62	51-150

Batch QC Report

Polychlorinated Biphenyls (PCBs)

Lab #:	202453	Location:	Learner
Client:	LFR Levine Fricke	Prep:	EPA 3550B
Project#:	001-09466-01	Analysis:	EPA 8082
Field ID:	ZZZZZZZZZZ	Batch#:	136785
MSS Lab ID:	202442-002	Sampled:	04/04/08
Matrix:	Soil	Received:	04/04/08
Units:	ug/Kg	Prepared:	04/06/08
Basis:	as received	Analyzed:	04/07/08
Diln Fac:	1.000		

Type: MS Cleanup Method: EPA 3665A
 Lab ID: QC436309

Analyte	MSS Result	Spiked	Result	%REC	Limits
Aroclor-1221	<6.823	333.0	240.8	72	67-127

Surrogate	%REC	Limits
TCMX	77	66-140
Decachlorobiphenyl	55	51-150

Type: MSD Cleanup Method: EPA 3665A
 Lab ID: QC436310

Analyte	Spiked	Result	%REC	Limits	RPD	Lim
Aroclor-1221	332.6	303.8	91	67-127	23	29

Surrogate	%REC	Limits
TCMX	100	66-140
Decachlorobiphenyl	67	51-150

RPD= Relative Percent Difference

Batch QC Report

Polychlorinated Biphenyls (PCBs)			
Lab #:	202453	Location:	Learner
Client:	LFR Levine Fricke	Prep:	EPA 3550B
Project#:	001-09466-01	Analysis:	EPA 8082
Type:	LCS	Diln Fac:	1.000
Lab ID:	QC436822	Batch#:	136911
Matrix:	Soil	Prepared:	04/09/08
Units:	ug/Kg	Analyzed:	04/10/08
Basis:	as received		

Cleanup Method: EPA 3665A

Analyte	Spiked	Result	%REC	Limits
Aroclor-1221	333.3	319.7	96	67-122

Surrogate	%REC	Limits
TCMX	110	66-140
Decachlorobiphenyl	69	51-150

Batch QC Report

Polychlorinated Biphenyls (PCBs)			
Lab #:	202453	Location:	Learner
Client:	LFR Levine Fricke	Prep:	EPA 3550B
Project#:	001-09466-01	Analysis:	EPA 8082
Field ID:	LP-6-2FT	Batch#:	136911
MSS Lab ID:	202453-006	Sampled:	04/04/08
Matrix:	Soil	Received:	04/04/08
Units:	ug/Kg	Prepared:	04/09/08
Basis:	as received	Analyzed:	04/11/08
Diln Fac:	5.000		

Type: MS
 Lab ID: QC436823

Cleanup Method: EPA 3665A

Analyte	MSS Result	Spiked	Result	%REC	Limits
Aroclor-1221	<32.48	332.2	308.0	93	67-127

Surrogate	%REC	Limits
TCMX	108	66-140
Decachlorobiphenyl	89	51-150

Type: MSD
 Lab ID: QC436824

Cleanup Method: EPA 3665A

Analyte	Spiked	Result	%REC	Limits	RPD	Lim
Aroclor-1221	329.2	303.3	92	67-127	1	29

Surrogate	%REC	Limits
TCMX	74	66-140
Decachlorobiphenyl	72	51-150

RPD= Relative Percent Difference

California Title 26 Metals

Lab #:	202453	Project#:	001-09466-01
Client:	LFR Levine Fricke	Location:	Learner
Field ID:	LP-10-2FT	Basis:	as received
Lab ID:	202453-001	Diln Fac:	1.000
Matrix:	Soil	Sampled:	04/04/08
Units:	mg/Kg	Received:	04/04/08

Analyte	Result	RL	Batch#	Prepared	Analyzed	Prep	Analysis
Antimony	ND	0.50	136834	04/07/08	04/08/08	EPA 3050B	EPA 6010B
Arsenic	7.7	0.25	136834	04/07/08	04/08/08	EPA 3050B	EPA 6010B
Barium	270	0.25	136834	04/07/08	04/08/08	EPA 3050B	EPA 6010B
Beryllium	0.24	0.10	136834	04/07/08	04/08/08	EPA 3050B	EPA 6010B
Cadmium	1.2	0.25	136834	04/07/08	04/08/08	EPA 3050B	EPA 6010B
Chromium	38	0.25	136834	04/07/08	04/08/08	EPA 3050B	EPA 6010B
Cobalt	8.8	0.25	136834	04/07/08	04/08/08	EPA 3050B	EPA 6010B
Copper	50	0.25	136834	04/07/08	04/08/08	EPA 3050B	EPA 6010B
Lead	170	0.25	136834	04/07/08	04/08/08	EPA 3050B	EPA 6010B
Mercury	0.26	0.020	136865	04/08/08	04/09/08	METHOD	EPA 7471A
Molybdenum	1.2	0.25	136834	04/07/08	04/08/08	EPA 3050B	EPA 6010B
Nickel	52	0.25	136834	04/07/08	04/08/08	EPA 3050B	EPA 6010B
Selenium	2.4	0.50	136834	04/07/08	04/08/08	EPA 3050B	EPA 6010B
Silver	ND	0.25	136834	04/07/08	04/08/08	EPA 3050B	EPA 6010B
Thallium	ND	0.50	136834	04/07/08	04/08/08	EPA 3050B	EPA 6010B
Vanadium	27	0.25	136834	04/07/08	04/08/08	EPA 3050B	EPA 6010B
Zinc	320	1.0	136834	04/07/08	04/08/08	EPA 3050B	EPA 6010B

ND= Not Detected
 RL= Reporting Limit

California Title 26 Metals

Lab #:	202453	Project#:	001-09466-01
Client:	LFR Levine Fricke	Location:	Learner
Field ID:	LP-10-4FT	Basis:	as received
Lab ID:	202453-002	Diln Fac:	1.000
Matrix:	Soil	Sampled:	04/04/08
Units:	mg/Kg	Received:	04/04/08

Analyte	Result	RL	Batch#	Prepared	Analyzed	Prep	Analysis
Antimony	ND	0.50	136834	04/07/08	04/08/08	EPA 3050B	EPA 6010B
Arsenic	6.1	0.25	136834	04/07/08	04/08/08	EPA 3050B	EPA 6010B
Barium	210	0.25	136834	04/07/08	04/08/08	EPA 3050B	EPA 6010B
Beryllium	0.23	0.10	136834	04/07/08	04/08/08	EPA 3050B	EPA 6010B
Cadmium	0.65	0.25	136834	04/07/08	04/08/08	EPA 3050B	EPA 6010B
Chromium	48	0.25	136834	04/07/08	04/08/08	EPA 3050B	EPA 6010B
Cobalt	8.6	0.25	136834	04/07/08	04/08/08	EPA 3050B	EPA 6010B
Copper	33	0.25	136834	04/07/08	04/08/08	EPA 3050B	EPA 6010B
Lead	66	0.25	136834	04/07/08	04/08/08	EPA 3050B	EPA 6010B
Mercury	0.17	0.020	136865	04/08/08	04/09/08	METHOD	EPA 7471A
Molybdenum	1.2	0.25	136834	04/07/08	04/08/08	EPA 3050B	EPA 6010B
Nickel	44	0.25	136834	04/07/08	04/08/08	EPA 3050B	EPA 6010B
Selenium	1.7	0.50	136834	04/07/08	04/08/08	EPA 3050B	EPA 6010B
Silver	ND	0.25	136834	04/07/08	04/08/08	EPA 3050B	EPA 6010B
Thallium	ND	0.50	136834	04/07/08	04/08/08	EPA 3050B	EPA 6010B
Vanadium	28	0.25	136834	04/07/08	04/08/08	EPA 3050B	EPA 6010B
Zinc	160	1.0	136834	04/07/08	04/08/08	EPA 3050B	EPA 6010B

ND= Not Detected
 RL= Reporting Limit

California Title 26 Metals

Lab #:	202453	Project#:	001-09466-01
Client:	LFR Levine Fricke	Location:	Learner
Field ID:	LP-13-2FT	Basis:	as received
Lab ID:	202453-003	Diln Fac:	1.000
Matrix:	Soil	Sampled:	04/04/08
Units:	mg/Kg	Received:	04/04/08

Analyte	Result	RL	Batch#	Prepared	Analyzed	Prep	Analysis
Antimony	ND	0.50	136834	04/07/08	04/08/08	EPA 3050B	EPA 6010B
Arsenic	4.3	0.25	136834	04/07/08	04/08/08	EPA 3050B	EPA 6010B
Barium	260	0.25	136834	04/07/08	04/08/08	EPA 3050B	EPA 6010B
Beryllium	0.29	0.10	136834	04/07/08	04/08/08	EPA 3050B	EPA 6010B
Cadmium	0.35	0.25	136834	04/07/08	04/08/08	EPA 3050B	EPA 6010B
Chromium	38	0.25	136834	04/07/08	04/08/08	EPA 3050B	EPA 6010B
Cobalt	7.1	0.25	136834	04/07/08	04/08/08	EPA 3050B	EPA 6010B
Copper	37	0.25	136834	04/07/08	04/08/08	EPA 3050B	EPA 6010B
Lead	54	0.25	136834	04/07/08	04/08/08	EPA 3050B	EPA 6010B
Mercury	0.52	0.020	136865	04/08/08	04/09/08	METHOD	EPA 7471A
Molybdenum	0.35	0.25	136834	04/07/08	04/08/08	EPA 3050B	EPA 6010B
Nickel	32	0.25	136834	04/07/08	04/08/08	EPA 3050B	EPA 6010B
Selenium	1.3	0.50	136834	04/07/08	04/08/08	EPA 3050B	EPA 6010B
Silver	ND	0.25	136834	04/07/08	04/08/08	EPA 3050B	EPA 6010B
Thallium	ND	0.50	136834	04/07/08	04/08/08	EPA 3050B	EPA 6010B
Vanadium	25	0.25	136834	04/07/08	04/08/08	EPA 3050B	EPA 6010B
Zinc	110	1.0	136834	04/07/08	04/08/08	EPA 3050B	EPA 6010B

ND= Not Detected
 RL= Reporting Limit

California Title 26 Metals

Lab #:	202453	Project#:	001-09466-01
Client:	LFR Levine Fricke	Location:	Learner
Field ID:	LP-13-4FT	Basis:	as received
Lab ID:	202453-004	Sampled:	04/04/08
Matrix:	Soil	Received:	04/04/08
Units:	mg/Kg		

Analyte	Result	RL	Diln	Fac	Batch#	Prepared	Analyzed	Prep	Analysis
Antimony	ND	0.50	1.000		136834	04/07/08	04/08/08	EPA 3050B	EPA 6010B
Arsenic	5.6	0.25	1.000		136834	04/07/08	04/08/08	EPA 3050B	EPA 6010B
Barium	190	0.25	1.000		136834	04/07/08	04/08/08	EPA 3050B	EPA 6010B
Beryllium	0.36	0.10	1.000		136834	04/07/08	04/08/08	EPA 3050B	EPA 6010B
Cadmium	ND	0.25	1.000		136834	04/07/08	04/08/08	EPA 3050B	EPA 6010B
Chromium	44	0.25	1.000		136834	04/07/08	04/08/08	EPA 3050B	EPA 6010B
Cobalt	11	0.25	1.000		136834	04/07/08	04/08/08	EPA 3050B	EPA 6010B
Copper	15	0.25	1.000		136834	04/07/08	04/08/08	EPA 3050B	EPA 6010B
Lead	53	0.25	1.000		136834	04/07/08	04/08/08	EPA 3050B	EPA 6010B
Mercury	0.99	0.038	2.000		136865	04/08/08	04/09/08	METHOD	EPA 7471A
Molybdenum	0.26	0.25	1.000		136834	04/07/08	04/08/08	EPA 3050B	EPA 6010B
Nickel	58	0.25	1.000		136834	04/07/08	04/08/08	EPA 3050B	EPA 6010B
Selenium	0.51	0.50	1.000		136834	04/07/08	04/08/08	EPA 3050B	EPA 6010B
Silver	ND	0.25	1.000		136834	04/07/08	04/08/08	EPA 3050B	EPA 6010B
Thallium	ND	0.50	1.000		136834	04/07/08	04/08/08	EPA 3050B	EPA 6010B
Vanadium	32	0.25	1.000		136834	04/07/08	04/08/08	EPA 3050B	EPA 6010B
Zinc	41	1.0	1.000		136834	04/07/08	04/08/08	EPA 3050B	EPA 6010B

ND= Not Detected
 RL= Reporting Limit

California Title 26 Metals

Lab #:	202453	Project#:	001-09466-01
Client:	LFR Levine Fricke	Location:	Learner
Field ID:	LP-6-2FT	Basis:	as received
Lab ID:	202453-006	Sampled:	04/04/08
Matrix:	Soil	Received:	04/04/08
Units:	mg/Kg		

Analyte	Result	RL	Diln	Fac	Batch#	Prepared	Analyzed	Prep	Analysis
Antimony	3.0	0.50	1.000		136834	04/07/08	04/08/08	EPA 3050B	EPA 6010B
Arsenic	12	0.25	1.000		136834	04/07/08	04/08/08	EPA 3050B	EPA 6010B
Barium	690	2.4	10.00		136834	04/07/08	04/08/08	EPA 3050B	EPA 6010B
Beryllium	0.23	0.10	1.000		136834	04/07/08	04/08/08	EPA 3050B	EPA 6010B
Cadmium	10	0.25	1.000		136834	04/07/08	04/08/08	EPA 3050B	EPA 6010B
Chromium	60	0.25	1.000		136834	04/07/08	04/08/08	EPA 3050B	EPA 6010B
Cobalt	13	0.25	1.000		136834	04/07/08	04/08/08	EPA 3050B	EPA 6010B
Copper	610	2.4	10.00		136834	04/07/08	04/08/08	EPA 3050B	EPA 6010B
Lead	910	2.2	10.00		136834	04/07/08	04/08/08	EPA 3050B	EPA 6010B
Mercury	1.7	0.040	2.000		136865	04/08/08	04/09/08	METHOD	EPA 7471A
Molybdenum	8.1	0.25	1.000		136834	04/07/08	04/08/08	EPA 3050B	EPA 6010B
Nickel	86	0.25	1.000		136834	04/07/08	04/08/08	EPA 3050B	EPA 6010B
Selenium	3.5	0.50	1.000		136834	04/07/08	04/08/08	EPA 3050B	EPA 6010B
Silver	1.1	0.25	1.000		136834	04/07/08	04/08/08	EPA 3050B	EPA 6010B
Thallium	ND	0.50	1.000		136834	04/07/08	04/08/08	EPA 3050B	EPA 6010B
Vanadium	29	0.25	1.000		136834	04/07/08	04/08/08	EPA 3050B	EPA 6010B
Zinc	2,800	9.5	10.00		136834	04/07/08	04/08/08	EPA 3050B	EPA 6010B

ND= Not Detected
 RL= Reporting Limit

California Title 26 Metals

Lab #:	202453	Project#:	001-09466-01
Client:	LFR Levine Fricke	Location:	Learner
Field ID:	LP-6-4FT	Basis:	as received
Lab ID:	202453-007	Sampled:	04/04/08
Matrix:	Soil	Received:	04/04/08
Units:	mg/Kg		

Analyte	Result	RL	Diln	Fac	Batch#	Prepared	Analyzed	Prep	Analysis
Antimony	ND	0.50	1.000		136834	04/07/08	04/08/08	EPA 3050B	EPA 6010B
Arsenic	8.3	0.25	1.000		136834	04/07/08	04/08/08	EPA 3050B	EPA 6010B
Barium	670	2.4	10.00		136834	04/07/08	04/08/08	EPA 3050B	EPA 6010B
Beryllium	0.33	0.10	1.000		136834	04/07/08	04/08/08	EPA 3050B	EPA 6010B
Cadmium	0.29	0.25	1.000		136834	04/07/08	04/08/08	EPA 3050B	EPA 6010B
Chromium	43	0.25	1.000		136834	04/07/08	04/08/08	EPA 3050B	EPA 6010B
Cobalt	10	0.25	1.000		136834	04/07/08	04/08/08	EPA 3050B	EPA 6010B
Copper	19	0.25	1.000		136834	04/07/08	04/08/08	EPA 3050B	EPA 6010B
Lead	83	0.25	1.000		136834	04/07/08	04/08/08	EPA 3050B	EPA 6010B
Mercury	0.15	0.020	1.000		136865	04/08/08	04/09/08	METHOD	EPA 7471A
Molybdenum	0.30	0.25	1.000		136834	04/07/08	04/08/08	EPA 3050B	EPA 6010B
Nickel	59	0.25	1.000		136834	04/07/08	04/08/08	EPA 3050B	EPA 6010B
Selenium	ND	0.50	1.000		136834	04/07/08	04/08/08	EPA 3050B	EPA 6010B
Silver	ND	0.25	1.000		136834	04/07/08	04/08/08	EPA 3050B	EPA 6010B
Thallium	ND	0.50	1.000		136834	04/07/08	04/08/08	EPA 3050B	EPA 6010B
Vanadium	31	0.25	1.000		136834	04/07/08	04/08/08	EPA 3050B	EPA 6010B
Zinc	93	1.0	1.000		136834	04/07/08	04/08/08	EPA 3050B	EPA 6010B

ND= Not Detected
 RL= Reporting Limit

California Title 26 Metals

Lab #:	202453	Project#:	001-09466-01
Client:	LFR Levine Fricke	Location:	Learner
Field ID:	LP-7-2FT	Basis:	as received
Lab ID:	202453-009	Sampled:	04/04/08
Matrix:	Soil	Received:	04/04/08
Units:	mg/Kg		

Analyte	Result	RL	Diln	Fac	Batch#	Prepared	Analyzed	Prep	Analysis
Antimony	ND	0.50	1.000		136834	04/07/08	04/08/08	EPA 3050B	EPA 6010B
Arsenic	4.8	0.25	1.000		136834	04/07/08	04/08/08	EPA 3050B	EPA 6010B
Barium	220	0.25	1.000		136834	04/07/08	04/08/08	EPA 3050B	EPA 6010B
Beryllium	0.17	0.10	1.000		136834	04/07/08	04/08/08	EPA 3050B	EPA 6010B
Cadmium	1.9	0.25	1.000		136834	04/07/08	04/08/08	EPA 3050B	EPA 6010B
Chromium	44	0.25	1.000		136834	04/07/08	04/08/08	EPA 3050B	EPA 6010B
Cobalt	10	0.25	1.000		136834	04/07/08	04/08/08	EPA 3050B	EPA 6010B
Copper	55	0.25	1.000		136834	04/07/08	04/08/08	EPA 3050B	EPA 6010B
Lead	160	0.25	1.000		136834	04/07/08	04/08/08	EPA 3050B	EPA 6010B
Mercury	1.6	0.035	2.000		136865	04/08/08	04/09/08	METHOD	EPA 7471A
Molybdenum	1.7	0.25	1.000		136834	04/07/08	04/08/08	EPA 3050B	EPA 6010B
Nickel	47	0.25	1.000		136834	04/07/08	04/08/08	EPA 3050B	EPA 6010B
Selenium	2.5	0.50	1.000		136834	04/07/08	04/08/08	EPA 3050B	EPA 6010B
Silver	ND	0.25	1.000		136834	04/07/08	04/08/08	EPA 3050B	EPA 6010B
Thallium	ND	0.50	1.000		136834	04/07/08	04/08/08	EPA 3050B	EPA 6010B
Vanadium	33	0.25	1.000		136834	04/07/08	04/08/08	EPA 3050B	EPA 6010B
Zinc	620	9.0	10.00		136834	04/07/08	04/08/08	EPA 3050B	EPA 6010B

ND= Not Detected
 RL= Reporting Limit

California Title 26 Metals

Lab #:	202453	Project#:	001-09466-01
Client:	LFR Levine Fricke	Location:	Learner
Field ID:	LP-7-4FT	Basis:	as received
Lab ID:	202453-010	Diln Fac:	1.000
Matrix:	Soil	Sampled:	04/04/08
Units:	mg/Kg	Received:	04/04/08

Analyte	Result	RL	Batch#	Prepared	Analyzed	Prep	Analysis
Antimony	ND	0.50	136834	04/07/08	04/08/08	EPA 3050B	EPA 6010B
Arsenic	6.9	0.25	136834	04/07/08	04/08/08	EPA 3050B	EPA 6010B
Barium	150	0.25	136834	04/07/08	04/08/08	EPA 3050B	EPA 6010B
Beryllium	0.33	0.10	136834	04/07/08	04/08/08	EPA 3050B	EPA 6010B
Cadmium	0.39	0.25	136834	04/07/08	04/08/08	EPA 3050B	EPA 6010B
Chromium	37	0.25	136834	04/07/08	04/08/08	EPA 3050B	EPA 6010B
Cobalt	9.7	0.25	136834	04/07/08	04/08/08	EPA 3050B	EPA 6010B
Copper	14	0.25	136834	04/07/08	04/08/08	EPA 3050B	EPA 6010B
Lead	58	0.25	136834	04/07/08	04/08/08	EPA 3050B	EPA 6010B
Mercury	0.15	0.020	136865	04/08/08	04/09/08	METHOD	EPA 7471A
Molybdenum	1.1	0.25	136834	04/07/08	04/08/08	EPA 3050B	EPA 6010B
Nickel	48	0.25	136834	04/07/08	04/08/08	EPA 3050B	EPA 6010B
Selenium	1.8	0.50	136834	04/07/08	04/08/08	EPA 3050B	EPA 6010B
Silver	ND	0.25	136834	04/07/08	04/08/08	EPA 3050B	EPA 6010B
Thallium	ND	0.50	136834	04/07/08	04/08/08	EPA 3050B	EPA 6010B
Vanadium	30	0.25	136834	04/07/08	04/08/08	EPA 3050B	EPA 6010B
Zinc	47	1.0	136834	04/07/08	04/08/08	EPA 3050B	EPA 6010B

ND= Not Detected
 RL= Reporting Limit

California Title 26 Metals

Lab #:	202453	Project#:	001-09466-01
Client:	LFR Levine Fricke	Location:	Learner
Field ID:	LP-8-2FT	Basis:	as received
Lab ID:	202453-011	Diln Fac:	1.000
Matrix:	Soil	Sampled:	04/04/08
Units:	mg/Kg	Received:	04/04/08

Analyte	Result	RL	Batch#	Prepared	Analyzed	Prep	Analysis
Antimony	ND	0.50	136834	04/07/08	04/08/08	EPA 3050B	EPA 6010B
Arsenic	11	0.25	136834	04/07/08	04/08/08	EPA 3050B	EPA 6010B
Barium	290	0.25	136834	04/07/08	04/08/08	EPA 3050B	EPA 6010B
Beryllium	0.22	0.10	136834	04/07/08	04/08/08	EPA 3050B	EPA 6010B
Cadmium	1.1	0.25	136834	04/07/08	04/08/08	EPA 3050B	EPA 6010B
Chromium	45	0.25	136834	04/07/08	04/08/08	EPA 3050B	EPA 6010B
Cobalt	9.7	0.25	136834	04/07/08	04/08/08	EPA 3050B	EPA 6010B
Copper	44	0.25	136834	04/07/08	04/08/08	EPA 3050B	EPA 6010B
Lead	180	0.25	136834	04/07/08	04/08/08	EPA 3050B	EPA 6010B
Mercury	0.36	0.020	136865	04/08/08	04/09/08	METHOD	EPA 7471A
Molybdenum	1.2	0.25	136834	04/07/08	04/08/08	EPA 3050B	EPA 6010B
Nickel	48	0.25	136834	04/07/08	04/08/08	EPA 3050B	EPA 6010B
Selenium	1.7	0.50	136834	04/07/08	04/08/08	EPA 3050B	EPA 6010B
Silver	ND	0.25	136834	04/07/08	04/08/08	EPA 3050B	EPA 6010B
Thallium	ND	0.50	136834	04/07/08	04/08/08	EPA 3050B	EPA 6010B
Vanadium	29	0.25	136834	04/07/08	04/08/08	EPA 3050B	EPA 6010B
Zinc	250	1.0	136834	04/07/08	04/08/08	EPA 3050B	EPA 6010B

ND= Not Detected
 RL= Reporting Limit

California Title 26 Metals			
Lab #:	202453	Project#:	001-09466-01
Client:	LFR Levine Fricke	Location:	Learner
Field ID:	LP-8-4FT	Basis:	as received
Lab ID:	202453-012	Sampled:	04/04/08
Matrix:	Soil	Received:	04/04/08
Units:	mg/Kg		

Analyte	Result	RL	Diln	Fac	Batch#	Prepared	Analyzed	Prep	Analysis
Antimony	26	0.50	1.000		136834	04/07/08	04/08/08	EPA 3050B	EPA 6010B
Arsenic	38	0.25	1.000		136834	04/07/08	04/08/08	EPA 3050B	EPA 6010B
Barium	990	2.4	10.00		136834	04/07/08	04/08/08	EPA 3050B	EPA 6010B
Beryllium	ND	0.10	1.000		136834	04/07/08	04/08/08	EPA 3050B	EPA 6010B
Cadmium	36	0.25	1.000		136834	04/07/08	04/08/08	EPA 3050B	EPA 6010B
Chromium	180	0.25	1.000		136834	04/07/08	04/08/08	EPA 3050B	EPA 6010B
Cobalt	27	0.25	1.000		136834	04/07/08	04/08/08	EPA 3050B	EPA 6010B
Copper	1,400	2.4	10.00		136834	04/07/08	04/08/08	EPA 3050B	EPA 6010B
Lead	2,700	2.2	10.00		136834	04/07/08	04/08/08	EPA 3050B	EPA 6010B
Mercury	7.0	0.20	10.00		136865	04/08/08	04/09/08	METHOD	EPA 7471A
Molybdenum	32	0.25	1.000		136834	04/07/08	04/08/08	EPA 3050B	EPA 6010B
Nickel	190	0.25	1.000		136834	04/07/08	04/08/08	EPA 3050B	EPA 6010B
Selenium	8.5	0.50	1.000		136834	04/07/08	04/08/08	EPA 3050B	EPA 6010B
Silver	3.8	0.25	1.000		136834	04/07/08	04/08/08	EPA 3050B	EPA 6010B
Thallium	ND	0.50	1.000		136834	04/07/08	04/08/08	EPA 3050B	EPA 6010B
Vanadium	27	0.25	1.000		136834	04/07/08	04/08/08	EPA 3050B	EPA 6010B
Zinc	10,000	97	100.0		136834	04/07/08	04/08/08	EPA 3050B	EPA 6010B

ND= Not Detected
 RL= Reporting Limit

California Title 26 Metals

Lab #:	202453	Project#:	001-09466-01
Client:	LFR Levine Fricke	Location:	Learner
Field ID:	LP-5-2FT	Basis:	as received
Lab ID:	202453-013	Diln Fac:	1.000
Matrix:	Soil	Sampled:	04/04/08
Units:	mg/Kg	Received:	04/04/08

Analyte	Result	RL	Batch#	Prepared	Analyzed	Prep	Analysis
Antimony	ND	0.50	136834	04/07/08	04/08/08	EPA 3050B	EPA 6010B
Arsenic	4.0	0.25	136834	04/07/08	04/08/08	EPA 3050B	EPA 6010B
Barium	150	0.25	136834	04/07/08	04/08/08	EPA 3050B	EPA 6010B
Beryllium	0.22	0.10	136834	04/07/08	04/08/08	EPA 3050B	EPA 6010B
Cadmium	0.26	0.25	136834	04/07/08	04/08/08	EPA 3050B	EPA 6010B
Chromium	34	0.25	136834	04/07/08	04/08/08	EPA 3050B	EPA 6010B
Cobalt	5.5	0.25	136834	04/07/08	04/08/08	EPA 3050B	EPA 6010B
Copper	15	0.25	136834	04/07/08	04/08/08	EPA 3050B	EPA 6010B
Lead	19	0.25	136834	04/07/08	04/08/08	EPA 3050B	EPA 6010B
Mercury	0.041	0.020	136865	04/08/08	04/09/08	METHOD	EPA 7471A
Molybdenum	0.72	0.25	136834	04/07/08	04/08/08	EPA 3050B	EPA 6010B
Nickel	33	0.25	136834	04/07/08	04/08/08	EPA 3050B	EPA 6010B
Selenium	ND	0.50	136834	04/07/08	04/08/08	EPA 3050B	EPA 6010B
Silver	0.33	0.25	136834	04/07/08	04/08/08	EPA 3050B	EPA 6010B
Thallium	ND	0.50	136834	04/07/08	04/08/08	EPA 3050B	EPA 6010B
Vanadium	29	0.25	136834	04/07/08	04/08/08	EPA 3050B	EPA 6010B
Zinc	64	1.0	136834	04/07/08	04/08/08	EPA 3050B	EPA 6010B

ND= Not Detected
 RL= Reporting Limit

California Title 26 Metals

Lab #:	202453	Project#:	001-09466-01
Client:	LFR Levine Fricke	Location:	Learner
Field ID:	LP-5-4FT	Basis:	as received
Lab ID:	202453-014	Diln Fac:	1.000
Matrix:	Soil	Sampled:	04/04/08
Units:	mg/Kg	Received:	04/04/08

Analyte	Result	RL	Batch#	Prepared	Analyzed	Prep	Analysis
Antimony	ND	0.50	136834	04/07/08	04/08/08	EPA 3050B	EPA 6010B
Arsenic	13	0.25	136834	04/07/08	04/08/08	EPA 3050B	EPA 6010B
Barium	250	0.25	136834	04/07/08	04/08/08	EPA 3050B	EPA 6010B
Beryllium	0.34	0.10	136834	04/07/08	04/08/08	EPA 3050B	EPA 6010B
Cadmium	0.28	0.25	136834	04/07/08	04/08/08	EPA 3050B	EPA 6010B
Chromium	42	0.25	136834	04/07/08	04/08/08	EPA 3050B	EPA 6010B
Cobalt	18	0.25	136834	04/07/08	04/08/08	EPA 3050B	EPA 6010B
Copper	12	0.25	136834	04/07/08	04/08/08	EPA 3050B	EPA 6010B
Lead	63	0.25	136834	04/07/08	04/08/08	EPA 3050B	EPA 6010B
Mercury	0.15	0.021	136865	04/08/08	04/09/08	METHOD	EPA 7471A
Molybdenum	0.55	0.25	136834	04/07/08	04/08/08	EPA 3050B	EPA 6010B
Nickel	40	0.25	136834	04/07/08	04/08/08	EPA 3050B	EPA 6010B
Selenium	2.8	0.50	136834	04/07/08	04/08/08	EPA 3050B	EPA 6010B
Silver	ND	0.25	136834	04/07/08	04/08/08	EPA 3050B	EPA 6010B
Thallium	ND	0.50	136834	04/07/08	04/08/08	EPA 3050B	EPA 6010B
Vanadium	33	0.25	136834	04/07/08	04/08/08	EPA 3050B	EPA 6010B
Zinc	43	1.0	136834	04/07/08	04/08/08	EPA 3050B	EPA 6010B

ND= Not Detected
 RL= Reporting Limit

California Title 26 Metals

Lab #:	202453	Project#:	001-09466-01
Client:	LFR Levine Fricke	Location:	Learner
Field ID:	LP-4-2FT	Basis:	as received
Lab ID:	202453-015	Sampled:	04/04/08
Matrix:	Soil	Received:	04/04/08
Units:	mg/Kg		

Analyte	Result	RL	Diln	Fac	Batch#	Prepared	Analyzed	Prep	Analysis
Antimony	17	0.50	1.000		136834	04/07/08	04/08/08	EPA 3050B	EPA 6010B
Arsenic	6.3	0.25	1.000		136834	04/07/08	04/08/08	EPA 3050B	EPA 6010B
Barium	540	2.3	10.00		136834	04/07/08	04/08/08	EPA 3050B	EPA 6010B
Beryllium	0.14	0.10	1.000		136834	04/07/08	04/08/08	EPA 3050B	EPA 6010B
Cadmium	2.3	0.25	1.000		136834	04/07/08	04/08/08	EPA 3050B	EPA 6010B
Chromium	39	0.25	1.000		136834	04/07/08	04/08/08	EPA 3050B	EPA 6010B
Cobalt	8.7	0.25	1.000		136834	04/07/08	04/08/08	EPA 3050B	EPA 6010B
Copper	100	0.25	1.000		136834	04/07/08	04/08/08	EPA 3050B	EPA 6010B
Lead	1,000	2.1	10.00		136834	04/07/08	04/08/08	EPA 3050B	EPA 6010B
Mercury	0.32	0.021	1.000		136865	04/08/08	04/09/08	METHOD	EPA 7471A
Molybdenum	1.7	0.25	1.000		136834	04/07/08	04/08/08	EPA 3050B	EPA 6010B
Nickel	52	0.25	1.000		136834	04/07/08	04/08/08	EPA 3050B	EPA 6010B
Selenium	2.7	0.50	1.000		136834	04/07/08	04/08/08	EPA 3050B	EPA 6010B
Silver	ND	0.25	1.000		136834	04/07/08	04/08/08	EPA 3050B	EPA 6010B
Thallium	ND	0.50	1.000		136834	04/07/08	04/08/08	EPA 3050B	EPA 6010B
Vanadium	35	0.25	1.000		136834	04/07/08	04/08/08	EPA 3050B	EPA 6010B
Zinc	760	9.3	10.00		136834	04/07/08	04/08/08	EPA 3050B	EPA 6010B

ND= Not Detected
 RL= Reporting Limit

California Title 26 Metals

Lab #:	202453	Project#:	001-09466-01
Client:	LFR Levine Fricke	Location:	Learner
Field ID:	LP-4-4FT	Basis:	as received
Lab ID:	202453-016	Sampled:	04/04/08
Matrix:	Soil	Received:	04/04/08
Units:	mg/Kg		

Analyte	Result	RL	Diln	Fac	Batch#	Prepared	Analyzed	Prep	Analysis
Antimony	ND	0.50	1.000		136834	04/07/08	04/08/08	EPA 3050B	EPA 6010B
Arsenic	1.8	0.25	1.000		136834	04/07/08	04/08/08	EPA 3050B	EPA 6010B
Barium	680	2.3	10.00		136834	04/07/08	04/08/08	EPA 3050B	EPA 6010B
Beryllium	0.14	0.10	1.000		136834	04/07/08	04/08/08	EPA 3050B	EPA 6010B
Cadmium	0.40	0.25	1.000		136834	04/07/08	04/08/08	EPA 3050B	EPA 6010B
Chromium	25	0.25	1.000		136834	04/07/08	04/08/08	EPA 3050B	EPA 6010B
Cobalt	5.8	0.25	1.000		136834	04/07/08	04/08/08	EPA 3050B	EPA 6010B
Copper	49	0.25	1.000		136834	04/07/08	04/08/08	EPA 3050B	EPA 6010B
Lead	110	0.25	1.000		136834	04/07/08	04/08/08	EPA 3050B	EPA 6010B
Mercury	0.13	0.021	1.000		136865	04/08/08	04/09/08	METHOD	EPA 7471A
Molybdenum	ND	0.25	1.000		136834	04/07/08	04/08/08	EPA 3050B	EPA 6010B
Nickel	15	0.25	1.000		136834	04/07/08	04/08/08	EPA 3050B	EPA 6010B
Selenium	0.90	0.50	1.000		136834	04/07/08	04/08/08	EPA 3050B	EPA 6010B
Silver	ND	0.25	1.000		136834	04/07/08	04/08/08	EPA 3050B	EPA 6010B
Thallium	ND	0.50	1.000		136834	04/07/08	04/08/08	EPA 3050B	EPA 6010B
Vanadium	24	0.25	1.000		136834	04/07/08	04/08/08	EPA 3050B	EPA 6010B
Zinc	130	1.0	1.000		136834	04/07/08	04/08/08	EPA 3050B	EPA 6010B

ND= Not Detected
 RL= Reporting Limit

California Title 26 Metals

Lab #:	202453	Project#:	001-09466-01
Client:	LFR Levine Fricke	Location:	Learner
Field ID:	LP-11-2FT	Basis:	as received
Lab ID:	202453-017	Diln Fac:	1.000
Matrix:	Soil	Sampled:	04/04/08
Units:	mg/Kg	Received:	04/04/08

Analyte	Result	RL	Batch#	Prepared	Analyzed	Prep	Analysis
Antimony	ND	0.50	136834	04/07/08	04/08/08	EPA 3050B	EPA 6010B
Arsenic	4.7	0.25	136834	04/07/08	04/08/08	EPA 3050B	EPA 6010B
Barium	260	0.25	136834	04/07/08	04/08/08	EPA 3050B	EPA 6010B
Beryllium	0.17	0.10	136834	04/07/08	04/08/08	EPA 3050B	EPA 6010B
Cadmium	0.98	0.25	136834	04/07/08	04/08/08	EPA 3050B	EPA 6010B
Chromium	37	0.25	136834	04/07/08	04/08/08	EPA 3050B	EPA 6010B
Cobalt	9.4	0.25	136834	04/07/08	04/08/08	EPA 3050B	EPA 6010B
Copper	51	0.25	136834	04/07/08	04/08/08	EPA 3050B	EPA 6010B
Lead	120	0.25	136834	04/07/08	04/08/08	EPA 3050B	EPA 6010B
Mercury	0.31	0.020	136865	04/08/08	04/09/08	METHOD	EPA 7471A
Molybdenum	0.84	0.25	136834	04/07/08	04/08/08	EPA 3050B	EPA 6010B
Nickel	45	0.25	136834	04/07/08	04/08/08	EPA 3050B	EPA 6010B
Selenium	1.2	0.50	136834	04/07/08	04/08/08	EPA 3050B	EPA 6010B
Silver	ND	0.25	136834	04/07/08	04/08/08	EPA 3050B	EPA 6010B
Thallium	ND	0.50	136834	04/07/08	04/08/08	EPA 3050B	EPA 6010B
Vanadium	29	0.25	136834	04/07/08	04/08/08	EPA 3050B	EPA 6010B
Zinc	270	1.0	136834	04/07/08	04/08/08	EPA 3050B	EPA 6010B

ND= Not Detected
 RL= Reporting Limit

California Title 26 Metals			
Lab #:	202453	Project#:	001-09466-01
Client:	LFR Levine Fricke	Location:	Learner
Field ID:	LP-11-4FT	Basis:	as received
Lab ID:	202453-018	Sampled:	04/04/08
Matrix:	Soil	Received:	04/04/08
Units:	mg/Kg		

Analyte	Result	RL	Diln	Fac	Batch#	Prepared	Analyzed	Prep	Analysis
Antimony	3.4	2.5	10.00		136834	04/07/08	04/08/08	EPA 3050B	EPA 6010B
Arsenic	6.8	0.25	1.000		136834	04/07/08	04/08/08	EPA 3050B	EPA 6010B
Barium	450	0.25	1.000		136834	04/07/08	04/08/08	EPA 3050B	EPA 6010B
Beryllium	0.22	0.10	1.000		136834	04/07/08	04/08/08	EPA 3050B	EPA 6010B
Cadmium	4.8	0.25	1.000		136834	04/07/08	04/08/08	EPA 3050B	EPA 6010B
Chromium	47	0.25	1.000		136834	04/07/08	04/08/08	EPA 3050B	EPA 6010B
Cobalt	12	0.25	1.000		136834	04/07/08	04/08/08	EPA 3050B	EPA 6010B
Copper	140	0.25	1.000		136834	04/07/08	04/08/08	EPA 3050B	EPA 6010B
Lead	310	0.25	1.000		136834	04/07/08	04/08/08	EPA 3050B	EPA 6010B
Mercury	0.69	0.020	1.000		136865	04/08/08	04/09/08	METHOD	EPA 7471A
Molybdenum	4.2	0.25	1.000		136834	04/07/08	04/08/08	EPA 3050B	EPA 6010B
Nickel	75	0.25	1.000		136834	04/07/08	04/08/08	EPA 3050B	EPA 6010B
Selenium	ND	2.5	10.00		136834	04/07/08	04/08/08	EPA 3050B	EPA 6010B
Silver	0.32	0.25	1.000		136834	04/07/08	04/08/08	EPA 3050B	EPA 6010B
Thallium	ND	0.50	1.000		136834	04/07/08	04/08/08	EPA 3050B	EPA 6010B
Vanadium	27	0.25	1.000		136834	04/07/08	04/08/08	EPA 3050B	EPA 6010B
Zinc	1,800	10	10.00		136834	04/07/08	04/08/08	EPA 3050B	EPA 6010B

ND= Not Detected
 RL= Reporting Limit

California Title 26 Metals

Lab #:	202453	Project#:	001-09466-01
Client:	LFR Levine Fricke	Location:	Learner
Field ID:	LP-9-1FT	Basis:	as received
Lab ID:	202453-019	Sampled:	04/04/08
Matrix:	Soil	Received:	04/04/08
Units:	mg/Kg		

Analyte	Result	RL	Diln	Fac	Batch#	Prepared	Analyzed	Prep	Analysis
Antimony	22	0.50	1.000		136834	04/07/08	04/08/08	EPA 3050B	EPA 6010B
Arsenic	20	0.25	1.000		136834	04/07/08	04/08/08	EPA 3050B	EPA 6010B
Barium	860	2.2	10.00		136834	04/07/08	04/08/08	EPA 3050B	EPA 6010B
Beryllium	ND	0.10	1.000		136834	04/07/08	04/08/08	EPA 3050B	EPA 6010B
Cadmium	29	0.25	1.000		136834	04/07/08	04/08/08	EPA 3050B	EPA 6010B
Chromium	100	0.25	1.000		136834	04/07/08	04/08/08	EPA 3050B	EPA 6010B
Cobalt	21	0.25	1.000		136834	04/07/08	04/08/08	EPA 3050B	EPA 6010B
Copper	520	2.2	10.00		136834	04/07/08	04/08/08	EPA 3050B	EPA 6010B
Lead	2,700	2.0	10.00		136834	04/07/08	04/08/08	EPA 3050B	EPA 6010B
Mercury	2.7	0.082	5.000		136865	04/08/08	04/09/08	METHOD	EPA 7471A
Molybdenum	19	0.25	1.000		136834	04/07/08	04/08/08	EPA 3050B	EPA 6010B
Nickel	280	0.25	1.000		136834	04/07/08	04/08/08	EPA 3050B	EPA 6010B
Selenium	6.4	0.50	1.000		136834	04/07/08	04/08/08	EPA 3050B	EPA 6010B
Silver	1.6	0.25	1.000		136834	04/07/08	04/08/08	EPA 3050B	EPA 6010B
Thallium	ND	0.50	1.000		136834	04/07/08	04/08/08	EPA 3050B	EPA 6010B
Vanadium	21	0.25	1.000		136834	04/07/08	04/08/08	EPA 3050B	EPA 6010B
Zinc	8,000	89	100.0		136834	04/07/08	04/08/08	EPA 3050B	EPA 6010B

ND= Not Detected
 RL= Reporting Limit

California Title 26 Metals

Lab #:	202453	Project#:	001-09466-01
Client:	LFR Levine Fricke	Location:	Learner
Field ID:	LP-9-4FT	Basis:	as received
Lab ID:	202453-020	Diln Fac:	1.000
Matrix:	Soil	Sampled:	04/04/08
Units:	mg/Kg	Received:	04/04/08

Analyte	Result	RL	Batch#	Prepared	Analyzed	Prep	Analysis
Antimony	ND	0.50	136834	04/07/08	04/08/08	EPA 3050B	EPA 6010B
Arsenic	4.8	0.25	136834	04/07/08	04/08/08	EPA 3050B	EPA 6010B
Barium	100	0.25	136834	04/07/08	04/08/08	EPA 3050B	EPA 6010B
Beryllium	0.37	0.10	136834	04/07/08	04/08/08	EPA 3050B	EPA 6010B
Cadmium	ND	0.25	136834	04/07/08	04/08/08	EPA 3050B	EPA 6010B
Chromium	48	0.25	136834	04/07/08	04/08/08	EPA 3050B	EPA 6010B
Cobalt	9.2	0.25	136834	04/07/08	04/08/08	EPA 3050B	EPA 6010B
Copper	21	0.25	136834	04/07/08	04/08/08	EPA 3050B	EPA 6010B
Lead	7.7	0.25	136834	04/07/08	04/08/08	EPA 3050B	EPA 6010B
Mercury	0.29	0.020	136865	04/08/08	04/09/08	METHOD	EPA 7471A
Molybdenum	0.89	0.25	136834	04/07/08	04/08/08	EPA 3050B	EPA 6010B
Nickel	81	0.25	136834	04/07/08	04/08/08	EPA 3050B	EPA 6010B
Selenium	ND	0.50	136834	04/07/08	04/10/08	EPA 3050B	EPA 6010B
Silver	ND	0.25	136834	04/07/08	04/08/08	EPA 3050B	EPA 6010B
Thallium	ND	0.50	136834	04/07/08	04/08/08	EPA 3050B	EPA 6010B
Vanadium	40	0.25	136834	04/07/08	04/08/08	EPA 3050B	EPA 6010B
Zinc	56	1.0	136834	04/07/08	04/08/08	EPA 3050B	EPA 6010B

ND= Not Detected
 RL= Reporting Limit

California Title 26 Metals

Lab #:	202453	Project#:	001-09466-01
Client:	LFR Levine Fricke	Location:	Learner
Field ID:	LP-15-1FT	Basis:	as received
Lab ID:	202453-021	Diln Fac:	1.000
Matrix:	Soil	Sampled:	04/04/08
Units:	mg/Kg	Received:	04/04/08

Analyte	Result	RL	Batch#	Prepared	Analyzed	Prep	Analysis
Antimony	ND	0.50	136834	04/07/08	04/08/08	EPA 3050B	EPA 6010B
Arsenic	5.7	0.25	136834	04/07/08	04/08/08	EPA 3050B	EPA 6010B
Barium	170	0.25	136834	04/07/08	04/08/08	EPA 3050B	EPA 6010B
Beryllium	0.37	0.10	136834	04/07/08	04/08/08	EPA 3050B	EPA 6010B
Cadmium	0.30	0.25	136834	04/07/08	04/08/08	EPA 3050B	EPA 6010B
Chromium	38	0.25	136834	04/07/08	04/08/08	EPA 3050B	EPA 6010B
Cobalt	9.8	0.25	136834	04/07/08	04/08/08	EPA 3050B	EPA 6010B
Copper	15	0.25	136834	04/07/08	04/08/08	EPA 3050B	EPA 6010B
Lead	33	0.25	136834	04/07/08	04/08/08	EPA 3050B	EPA 6010B
Mercury	0.071	0.020	136865	04/08/08	04/09/08	METHOD	EPA 7471A
Molybdenum	1.1	0.25	136834	04/07/08	04/08/08	EPA 3050B	EPA 6010B
Nickel	43	0.25	136834	04/07/08	04/08/08	EPA 3050B	EPA 6010B
Selenium	1.8	0.50	136834	04/07/08	04/08/08	EPA 3050B	EPA 6010B
Silver	ND	0.25	136834	04/07/08	04/08/08	EPA 3050B	EPA 6010B
Thallium	ND	0.50	136834	04/07/08	04/08/08	EPA 3050B	EPA 6010B
Vanadium	32	0.25	136834	04/07/08	04/08/08	EPA 3050B	EPA 6010B
Zinc	56	1.0	136834	04/07/08	04/08/08	EPA 3050B	EPA 6010B

ND= Not Detected
 RL= Reporting Limit

California Title 26 Metals

Lab #:	202453	Project#:	001-09466-01
Client:	LFR Levine Fricke	Location:	Learner
Field ID:	LP-15-5FT	Basis:	as received
Lab ID:	202453-022	Sampled:	04/04/08
Matrix:	Soil	Received:	04/04/08
Units:	mg/Kg		

Analyte	Result	RL	Diln Fac	Batch#	Prepared	Analyzed	Prep	Analysis
Antimony	4.4	0.50	1.000	136834	04/07/08	04/08/08	EPA 3050B	EPA 6010B
Arsenic	18	0.25	1.000	136834	04/07/08	04/08/08	EPA 3050B	EPA 6010B
Barium	350	0.25	1.000	136834	04/07/08	04/08/08	EPA 3050B	EPA 6010B
Beryllium	0.24	0.10	1.000	136834	04/07/08	04/08/08	EPA 3050B	EPA 6010B
Cadmium	11	0.25	1.000	136834	04/07/08	04/08/08	EPA 3050B	EPA 6010B
Chromium	100	0.25	1.000	136834	04/07/08	04/08/08	EPA 3050B	EPA 6010B
Cobalt	22	0.25	1.000	136834	04/07/08	04/08/08	EPA 3050B	EPA 6010B
Copper	500	2.3	10.00	136834	04/07/08	04/08/08	EPA 3050B	EPA 6010B
Lead	720	2.1	10.00	136834	04/07/08	04/08/08	EPA 3050B	EPA 6010B
Mercury	1.8	0.094	5.000	136865	04/08/08	04/09/08	METHOD	EPA 7471A
Molybdenum	9.6	0.25	1.000	136834	04/07/08	04/08/08	EPA 3050B	EPA 6010B
Nickel	130	0.25	1.000	136834	04/07/08	04/08/08	EPA 3050B	EPA 6010B
Selenium	7.7	0.50	1.000	136834	04/07/08	04/08/08	EPA 3050B	EPA 6010B
Silver	1.1	0.25	1.000	136834	04/07/08	04/08/08	EPA 3050B	EPA 6010B
Thallium	ND	0.50	1.000	136834	04/07/08	04/08/08	EPA 3050B	EPA 6010B
Vanadium	34	0.25	1.000	136834	04/07/08	04/08/08	EPA 3050B	EPA 6010B
Zinc	3,000	9.3	10.00	136834	04/07/08	04/08/08	EPA 3050B	EPA 6010B

ND= Not Detected
 RL= Reporting Limit

California Title 26 Metals

Lab #:	202453	Project#:	001-09466-01
Client:	LFR Levine Fricke	Location:	Learner
Field ID:	LP-2-1FT	Basis:	as received
Lab ID:	202453-023	Sampled:	04/04/08
Matrix:	Soil	Received:	04/04/08
Units:	mg/Kg		

Analyte	Result	RL	Diln	Fac	Batch#	Prepared	Analyzed	Prep	Analysis
Antimony	7.1	0.50	1.000		136833	04/07/08	04/08/08	EPA 3050B	EPA 6010B
Arsenic	13	0.26	1.000		136833	04/07/08	04/08/08	EPA 3050B	EPA 6010B
Barium	660	2.2	10.00		136833	04/07/08	04/08/08	EPA 3050B	EPA 6010B
Beryllium	0.20	0.10	1.000		136833	04/07/08	04/08/08	EPA 3050B	EPA 6010B
Cadmium	14	0.25	1.000		136833	04/07/08	04/08/08	EPA 3050B	EPA 6010B
Chromium	75	0.25	1.000		136833	04/07/08	04/08/08	EPA 3050B	EPA 6010B
Cobalt	19	0.25	1.000		136833	04/07/08	04/08/08	EPA 3050B	EPA 6010B
Copper	370	0.26	1.000		136833	04/07/08	04/08/08	EPA 3050B	EPA 6010B
Lead	1,000	1.7	10.00		136833	04/07/08	04/08/08	EPA 3050B	EPA 6010B
Mercury	1.8	0.091	5.000		136866	04/08/08	04/09/08	METHOD	EPA 7471A
Molybdenum	6.9	0.25	1.000		136833	04/07/08	04/08/08	EPA 3050B	EPA 6010B
Nickel	110	0.25	1.000		136833	04/07/08	04/08/08	EPA 3050B	EPA 6010B
Selenium	ND	0.50	1.000		136833	04/07/08	04/08/08	EPA 3050B	EPA 6010B
Silver	2.1	0.25	1.000		136833	04/07/08	04/08/08	EPA 3050B	EPA 6010B
Thallium	ND	0.50	1.000		136833	04/07/08	04/08/08	EPA 3050B	EPA 6010B
Vanadium	27	0.25	1.000		136833	04/07/08	04/08/08	EPA 3050B	EPA 6010B
Zinc	4,200	8.9	10.00		136833	04/07/08	04/08/08	EPA 3050B	EPA 6010B

ND= Not Detected
 RL= Reporting Limit

California Title 26 Metals

Lab #:	202453	Project#:	001-09466-01
Client:	LFR Levine Fricke	Location:	Learner
Field ID:	LP-2-5FT	Diln Fac:	1.000
Lab ID:	202453-024	Sampled:	04/04/08
Matrix:	Soil	Received:	04/04/08
Units:	mg/Kg	Analyzed:	04/08/08
Basis:	as received		

Analyte	Result	RL	Batch#	Prepared	Prep	Analysis
Antimony	0.65	0.50	136833	04/07/08	EPA 3050B	EPA 6010B
Arsenic	5.2	0.26	136833	04/07/08	EPA 3050B	EPA 6010B
Barium	130	0.25	136833	04/07/08	EPA 3050B	EPA 6010B
Beryllium	0.41	0.10	136833	04/07/08	EPA 3050B	EPA 6010B
Cadmium	1.0	0.25	136833	04/07/08	EPA 3050B	EPA 6010B
Chromium	55	0.25	136833	04/07/08	EPA 3050B	EPA 6010B
Cobalt	7.0	0.25	136833	04/07/08	EPA 3050B	EPA 6010B
Copper	32	0.26	136833	04/07/08	EPA 3050B	EPA 6010B
Lead	66	0.25	136833	04/07/08	EPA 3050B	EPA 6010B
Mercury	0.21	0.020	136866	04/08/08	METHOD	EPA 7471A
Molybdenum	0.86	0.25	136833	04/07/08	EPA 3050B	EPA 6010B
Nickel	52	0.25	136833	04/07/08	EPA 3050B	EPA 6010B
Selenium	ND	0.50	136833	04/07/08	EPA 3050B	EPA 6010B
Silver	ND	0.25	136833	04/07/08	EPA 3050B	EPA 6010B
Thallium	ND	0.50	136833	04/07/08	EPA 3050B	EPA 6010B
Vanadium	32	0.25	136833	04/07/08	EPA 3050B	EPA 6010B
Zinc	220	1.0	136833	04/07/08	EPA 3050B	EPA 6010B

ND= Not Detected
 RL= Reporting Limit

Batch QC Report

California Title 26 Metals			
Lab #:	202453	Location:	Learner
Client:	LFR Levine Fricke	Prep:	EPA 3050B
Project#:	001-09466-01	Analysis:	EPA 6010B
Type:	BLANK	Basis:	as received
Lab ID:	QC436505	Diln Fac:	1.000
Matrix:	Soil	Batch#:	136833
Units:	mg/Kg	Prepared:	04/07/08

Analyte	Result	RL	Analyzed
Antimony	ND	0.50	04/07/08
Arsenic	ND	0.29	04/07/08
Barium	ND	0.25	04/07/08
Beryllium	ND	0.10	04/07/08
Cadmium	ND	0.25	04/07/08
Chromium	ND	0.25	04/07/08
Cobalt	ND	0.25	04/07/08
Copper	ND	0.29	04/07/08
Lead	ND	0.25	04/08/08
Molybdenum	ND	0.25	04/07/08
Nickel	ND	0.25	04/07/08
Selenium	ND	0.50	04/07/08
Silver	ND	0.25	04/07/08
Thallium	ND	0.50	04/07/08
Vanadium	ND	0.25	04/07/08
Zinc	ND	1.0	04/07/08

ND= Not Detected

RL= Reporting Limit

Batch QC Report

California Title 26 Metals			
Lab #:	202453	Location:	Learner
Client:	LFR Levine Fricke	Prep:	EPA 3050B
Project#:	001-09466-01	Analysis:	EPA 6010B
Matrix:	Soil	Diln Fac:	1.000
Units:	mg/Kg	Batch#:	136833
Basis:	as received	Prepared:	04/07/08

Type: BS Lab ID: QC436506

Analyte	Spiked	Result	%REC	Limits	Analyzed
Antimony	100.0	91.04	91	80-120	04/07/08
Arsenic	50.00	48.44	97	80-120	04/07/08
Barium	100.0	94.82	95	80-120	04/07/08
Beryllium	2.500	2.453	98	80-120	04/07/08
Cadmium	10.00	9.417	94	80-120	04/07/08
Chromium	100.0	93.76	94	80-120	04/07/08
Cobalt	25.00	22.72	91	80-120	04/07/08
Copper	12.50	11.69	93	80-120	04/07/08
Lead	100.0	88.53	89	80-120	04/08/08
Molybdenum	20.00	20.02	100	80-120	04/07/08
Nickel	25.00	22.86	91	80-120	04/07/08
Selenium	50.00	47.87	96	80-120	04/07/08
Silver	10.00	8.781	88	80-120	04/07/08
Thallium	50.00	46.80	94	80-120	04/07/08
Vanadium	25.00	23.47	94	80-120	04/07/08
Zinc	25.00	23.14	93	80-120	04/07/08

Type: BSD Lab ID: QC436507

Analyte	Spiked	Result	%REC	Limits	RPD	Lim	Analyzed
Antimony	100.0	90.89	91	80-120	0	20	04/07/08
Arsenic	50.00	47.42	95	80-120	2	20	04/07/08
Barium	100.0	94.35	94	80-120	0	20	04/07/08
Beryllium	2.500	2.439	98	80-120	1	20	04/07/08
Cadmium	10.00	9.203	92	80-120	2	20	04/07/08
Chromium	100.0	93.40	93	80-120	0	20	04/07/08
Cobalt	25.00	22.37	89	80-120	2	20	04/07/08
Copper	12.50	11.69	94	80-120	0	20	04/07/08
Lead	100.0	91.48	91	80-120	3	20	04/08/08
Molybdenum	20.00	19.79	99	80-120	1	20	04/07/08
Nickel	25.00	22.52	90	80-120	1	20	04/07/08
Selenium	50.00	47.17	94	80-120	1	20	04/07/08
Silver	10.00	8.786	88	80-120	0	20	04/07/08
Thallium	50.00	46.72	93	80-120	0	20	04/07/08
Vanadium	25.00	23.33	93	80-120	1	20	04/07/08
Zinc	25.00	23.04	92	80-120	0	20	04/07/08

RPD= Relative Percent Difference

Batch QC Report

California Title 26 Metals			
Lab #:	202453	Location:	Learner
Client:	LFR Levine Fricke	Prep:	EPA 3050B
Project#:	001-09466-01	Analysis:	EPA 6010B
Field ID:	ZZZZZZZZZZ	Batch#:	136833
MSS Lab ID:	202466-001	Sampled:	03/28/08
Matrix:	Soil	Received:	04/07/08
Units:	mg/Kg	Prepared:	04/07/08
Basis:	as received		

Type: MS Lab ID: QC436508

Analyte	MSS Result	Spiked	Result	%REC	Limits	Diln	Fac	Analyzed
Antimony	18.60	99.01	60.84	43	3-120	1.000		04/07/08
Arsenic	10.43	49.50	56.80	94	71-120	1.000		04/07/08
Barium	155.1	99.01	259.0	105	50-135	1.000		04/07/08
Beryllium	0.1391	2.475	2.477	94	79-120	1.000		04/07/08
Cadmium	0.2069	9.901	8.952	88	71-120	1.000		04/07/08
Chromium	18.49	99.01	111.7	94	65-120	1.000		04/07/08
Cobalt	1.664	24.75	22.85	86	60-120	1.000		04/07/08
Copper	64.60	12.38	78.88	115 NM	42-152	1.000		04/07/08
Lead	1,907	99.01	4,421	2539 NM	53-124	50.00		04/08/08
Molybdenum	0.5181	19.80	17.66	87	66-120	1.000		04/07/08
Nickel	7.681	24.75	30.20	91	44-139	1.000		04/07/08
Selenium	<0.04576	49.50	41.79	84	69-120	1.000		04/07/08
Silver	<0.05550	9.901	8.421	85	70-120	1.000		04/07/08
Thallium	<0.08312	49.50	42.31	85	61-120	1.000		04/07/08
Vanadium	21.90	24.75	52.20	122	51-137	1.000		04/07/08
Zinc	45.63	24.75	69.78	98	36-150	1.000		04/07/08

Type: MSD Lab ID: QC436509

Analyte	Spiked	Result	%REC	Limits	RPD	Lim	Diln	Fac	Analyzed
Antimony	91.74	47.93	32	3-120	17	33	1.000		04/07/08
Arsenic	45.87	51.70	90	71-120	3	20	1.000		04/07/08
Barium	91.74	239.0	91	50-135	5	24	1.000		04/07/08
Beryllium	2.294	2.289	94	79-120	1	20	1.000		04/07/08
Cadmium	9.174	8.030	85	71-120	3	20	1.000		04/07/08
Chromium	91.74	104.2	93	65-120	1	20	1.000		04/07/08
Cobalt	22.94	20.71	83	60-120	3	23	1.000		04/07/08
Copper	11.47	95.32	268 NM	42-152	20	23	1.000		04/07/08
Lead	91.74	3,444	1675 NM	53-124	24	28	50.00		04/08/08
Molybdenum	18.35	16.03	85	66-120	2	20	1.000		04/07/08
Nickel	22.94	28.45	91	44-139	0	26	1.000		04/07/08
Selenium	45.87	36.86	80	69-120	5	20	1.000		04/07/08
Silver	9.174	7.729	84	70-120	1	20	1.000		04/07/08
Thallium	45.87	37.64	82	61-120	4	20	1.000		04/07/08
Vanadium	22.94	50.31	124	51-137	0	20	1.000		04/07/08
Zinc	22.94	67.71	96	36-150	0	30	1.000		04/07/08

NM= Not Meaningful: Sample concentration > 4X spike concentration
 RPD= Relative Percent Difference

Batch QC Report

California Title 26 Metals			
Lab #:	202453	Location:	Learner
Client:	LFR Levine Fricke	Prep:	EPA 3050B
Project#:	001-09466-01	Analysis:	EPA 6010B
Type:	BLANK	Diln Fac:	1.000
Lab ID:	QC436512	Batch#:	136834
Matrix:	Soil	Prepared:	04/07/08
Units:	mg/Kg	Analyzed:	04/08/08
Basis:	as received		

Analyte	Result	RL
Antimony	ND	0.50
Arsenic	ND	0.25
Barium	ND	0.25
Beryllium	ND	0.10
Cadmium	ND	0.25
Chromium	ND	0.25
Cobalt	ND	0.25
Copper	ND	0.25
Lead	ND	0.25
Molybdenum	ND	0.25
Nickel	ND	0.25
Selenium	ND	0.50
Silver	ND	0.25
Thallium	ND	0.50
Vanadium	ND	0.25
Zinc	ND	1.0

ND= Not Detected

RL= Reporting Limit

Batch QC Report

California Title 26 Metals			
Lab #:	202453	Location:	Learner
Client:	LFR Levine Fricke	Prep:	EPA 3050B
Project#:	001-09466-01	Analysis:	EPA 6010B
Matrix:	Soil	Batch#:	136834
Units:	mg/Kg	Prepared:	04/07/08
Basis:	as received	Analyzed:	04/08/08
Diln Fac:	1.000		

Type: BS Lab ID: QC436513

Analyte	Spiked	Result	%REC	Limits
Antimony	100.0	91.64	92	80-120
Arsenic	50.00	47.73	95	80-120
Barium	100.0	97.49	97	80-120
Beryllium	2.500	2.414	97	80-120
Cadmium	10.00	9.703	97	80-120
Chromium	100.0	95.09	95	80-120
Cobalt	25.00	23.33	93	80-120
Copper	12.50	11.71	94	80-120
Lead	100.0	94.53	95	80-120
Molybdenum	20.00	19.19	96	80-120
Nickel	25.00	23.50	94	80-120
Selenium	50.00	46.79	94	80-120
Silver	10.00	8.975	90	80-120
Thallium	50.00	47.24	94	80-120
Vanadium	25.00	23.52	94	80-120
Zinc	25.00	23.78	95	80-120

Type: BSD Lab ID: QC436514

Analyte	Spiked	Result	%REC	Limits	RPD	Lim
Antimony	100.0	85.96	86	80-120	6	20
Arsenic	50.00	44.29	89	80-120	7	20
Barium	100.0	90.05	90	80-120	8	20
Beryllium	2.500	2.226	89	80-120	8	20
Cadmium	10.00	8.984	90	80-120	8	20
Chromium	100.0	88.12	88	80-120	8	20
Cobalt	25.00	21.58	86	80-120	8	20
Copper	12.50	10.79	86	80-120	8	20
Lead	100.0	87.99	88	80-120	7	20
Molybdenum	20.00	17.80	89	80-120	8	20
Nickel	25.00	21.72	87	80-120	8	20
Selenium	50.00	43.45	87	80-120	7	20
Silver	10.00	8.271	83	80-120	8	20
Thallium	50.00	44.03	88	80-120	7	20
Vanadium	25.00	21.76	87	80-120	8	20
Zinc	25.00	22.02	88	80-120	8	20

RPD= Relative Percent Difference

Batch QC Report

California Title 26 Metals			
Lab #:	202453	Location:	Learner
Client:	LFR Levine Fricke	Prep:	EPA 3050B
Project#:	001-09466-01	Analysis:	EPA 6010B
Field ID:	LP-10-2FT	Batch#:	136834
MSS Lab ID:	202453-001	Sampled:	04/04/08
Matrix:	Soil	Received:	04/04/08
Units:	mg/Kg	Prepared:	04/07/08
Basis:	as received	Analyzed:	04/08/08
Diln Fac:	1.000		

Type: MS Lab ID: QC436515

Analyte	MSS Result	Spiked	Result	%REC	Limits
Antimony	<0.02695	92.59	33.96	37	3-120
Arsenic	7.696	46.30	53.82	100	71-120
Barium	265.3	92.59	410.9	157 *	50-135
Beryllium	0.2416	2.315	2.582	101	79-120
Cadmium	1.159	9.259	11.17	108	71-120
Chromium	38.11	92.59	141.0	111	65-120
Cobalt	8.798	23.15	31.50	98	60-120
Copper	50.13	11.57	85.40	305 NM	42-152
Lead	169.3	92.59	224.1	59	53-124
Molybdenum	1.185	18.52	18.54	94	66-120
Nickel	51.55	23.15	80.81	126	44-139
Selenium	2.441	46.30	45.02	92	69-120
Silver	0.1838	9.259	8.827	93	70-120
Thallium	<0.03367	46.30	40.33	87	61-120
Vanadium	27.18	23.15	55.84	124	51-137
Zinc	318.1	23.15	410.5	399 NM	36-150

Type: MSD Lab ID: QC436516

Analyte	Spiked	Result	%REC	Limits	RPD	Lim
Antimony	89.29	33.83	38	3-120	3	33
Arsenic	44.64	50.14	95	71-120	4	20
Barium	89.29	405.3	157 *	50-135	0	24
Beryllium	2.232	2.385	96	79-120	5	20
Cadmium	8.929	9.672	95	71-120	11	20
Chromium	89.29	128.2	101	65-120	7	20
Cobalt	22.32	30.20	96	60-120	2	23
Copper	11.16	273.7	2003 NM	42-152	105 *	23
Lead	89.29	262.0	104	53-124	17	28
Molybdenum	17.86	17.28	90	66-120	4	20
Nickel	22.32	91.15	177 *	44-139	13	26
Selenium	44.64	42.55	90	69-120	2	20
Silver	8.929	8.318	91	70-120	2	20
Thallium	44.64	36.79	82	61-120	6	20
Vanadium	22.32	52.77	115	51-137	4	20
Zinc	22.32	423.4	471 NM	36-150	3	30

*= Value outside of QC limits; see narrative

NM= Not Meaningful: Sample concentration > 4X spike concentration

RPD= Relative Percent Difference

Batch QC Report

California Title 26 Metals			
Lab #:	202453	Location:	Learner
Client:	LFR Levine Fricke	Prep:	METHOD
Project#:	001-09466-01	Analysis:	EPA 7471A
Analyte:	Mercury	Basis:	as received
Type:	BLANK	Diln Fac:	1.000
Lab ID:	QC436630	Batch#:	136865
Matrix:	Soil	Prepared:	04/08/08
Units:	mg/Kg	Analyzed:	04/09/08

Result	RL
ND	0.020

ND= Not Detected
 RL= Reporting Limit

Batch QC Report

California Title 26 Metals			
Lab #:	202453	Location:	Learner
Client:	LFR Levine Fricke	Prep:	METHOD
Project#:	001-09466-01	Analysis:	EPA 7471A
Analyte:	Mercury	Diln Fac:	1.000
Matrix:	Soil	Batch#:	136865
Units:	mg/Kg	Prepared:	04/08/08
Basis:	as received	Analyzed:	04/09/08

Type	Lab ID	Spiked	Result	%REC	Limits	RPD	Lim
BS	QC436631	0.5000	0.4650	93	80-120		
BSD	QC436632	0.5000	0.4920	98	80-120	6	20

RPD= Relative Percent Difference

Batch QC Report

California Title 26 Metals			
Lab #:	202453	Location:	Learner
Client:	LFR Levine Fricke	Prep:	METHOD
Project#:	001-09466-01	Analysis:	EPA 7471A
Analyte:	Mercury	Diln Fac:	1.000
Field ID:	LP-10-2FT	Batch#:	136865
MSS Lab ID:	202453-001	Sampled:	04/04/08
Matrix:	Soil	Received:	04/04/08
Units:	mg/Kg	Prepared:	04/08/08
Basis:	as received	Analyzed:	04/09/08

Type	Lab ID	MSS Result	Spiked	Result	%REC	Limits	RPD	Lim
MS	QC436634	0.2616	0.4310	0.7474	113	68-140		
MSD	QC436635		0.4464	0.7830	117	68-140	2	24

RPD= Relative Percent Difference

Batch QC Report

California Title 26 Metals			
Lab #:	202453	Location:	Learner
Client:	LFR Levine Fricke	Prep:	METHOD
Project#:	001-09466-01	Analysis:	EPA 7471A
Analyte:	Mercury	Basis:	as received
Type:	BLANK	Diln Fac:	1.000
Lab ID:	QC436636	Batch#:	136866
Matrix:	Soil	Prepared:	04/08/08
Units:	mg/Kg	Analyzed:	04/08/08

Result	RL
ND	0.020

ND= Not Detected
 RL= Reporting Limit

Batch QC Report

California Title 26 Metals			
Lab #:	202453	Location:	Learner
Client:	LFR Levine Fricke	Prep:	METHOD
Project#:	001-09466-01	Analysis:	EPA 7471A
Analyte:	Mercury	Diln Fac:	1.000
Matrix:	Soil	Batch#:	136866
Units:	mg/Kg	Prepared:	04/08/08
Basis:	as received	Analyzed:	04/08/08

Type	Lab ID	Spiked	Result	%REC	Limits	RPD	Lim
BS	QC436637	0.5000	0.5110	102	80-120		
BSD	QC436638	0.5000	0.5120	102	80-120	0	20

Batch QC Report

California Title 26 Metals			
Lab #:	202453	Location:	Learner
Client:	LFR Levine Fricke	Prep:	METHOD
Project#:	001-09466-01	Analysis:	EPA 7471A
Analyte:	Mercury	Diln Fac:	1.000
Field ID:	ZZZZZZZZZZ	Batch#:	136866
MSS Lab ID:	202427-001	Sampled:	04/03/08
Matrix:	Miscell.	Received:	04/04/08
Units:	mg/Kg	Prepared:	04/08/08
Basis:	as received	Analyzed:	04/08/08

Type	Lab ID	MSS Result	Spiked	Result	%REC	Limits	RPD	Lim
MS	QC436640	0.02240	0.4808	0.5029	100	68-140		
MSD	QC436641		0.4167	0.4417	101	68-140	1	24

RPD= Relative Percent Difference

Dissolved California Title 26 Metals

Lab #:	202453	Project#:	001-09466-01
Client:	LFR Levine Fricke	Location:	Learner
Field ID:	LP-13	Diln Fac:	1.000
Lab ID:	202453-005	Sampled:	04/04/08
Matrix:	Filtrate	Received:	04/04/08
Units:	ug/L		

Analyte	Result	RL	Batch#	Prepared	Analyzed	Prep	Analysis
Antimony	ND	10	136808	04/07/08	04/07/08	EPA 3010A	EPA 6010B
Arsenic	ND	6.1	136808	04/07/08	04/07/08	EPA 3010A	EPA 6010B
Barium	180	5.0	136808	04/07/08	04/07/08	EPA 3010A	EPA 6010B
Beryllium	ND	2.0	136808	04/07/08	04/07/08	EPA 3010A	EPA 6010B
Cadmium	ND	5.0	136808	04/07/08	04/07/08	EPA 3010A	EPA 6010B
Chromium	ND	5.0	136808	04/07/08	04/07/08	EPA 3010A	EPA 6010B
Cobalt	ND	5.0	136808	04/07/08	04/07/08	EPA 3010A	EPA 6010B
Copper	ND	5.0	136808	04/07/08	04/07/08	EPA 3010A	EPA 6010B
Lead	ND	3.0	136808	04/07/08	04/07/08	EPA 3010A	EPA 6010B
Mercury	ND	0.20	136895	04/09/08	04/09/08	METHOD	EPA 7470A
Molybdenum	14	5.0	136808	04/07/08	04/07/08	EPA 3010A	EPA 6010B
Nickel	8.0	5.0	136808	04/07/08	04/07/08	EPA 3010A	EPA 6010B
Selenium	ND	10	136808	04/07/08	04/07/08	EPA 3010A	EPA 6010B
Silver	ND	5.0	136808	04/07/08	04/07/08	EPA 3010A	EPA 6010B
Thallium	ND	10	136808	04/07/08	04/07/08	EPA 3010A	EPA 6010B
Vanadium	ND	5.0	136808	04/07/08	04/07/08	EPA 3010A	EPA 6010B
Zinc	ND	20	136808	04/07/08	04/07/08	EPA 3010A	EPA 6010B

ND= Not Detected
 RL= Reporting Limit

Dissolved California Title 26 Metals

Lab #:	202453	Project#:	001-09466-01
Client:	LFR Levine Fricke	Location:	Learner
Field ID:	LP-6	Diln Fac:	1.000
Lab ID:	202453-008	Sampled:	04/04/08
Matrix:	Filtrate	Received:	04/04/08
Units:	ug/L		

Analyte	Result	RL	Batch#	Prepared	Analyzed	Prep	Analysis
Antimony	ND	10	136808	04/07/08	04/07/08	EPA 3010A	EPA 6010B
Arsenic	ND	6.1	136808	04/07/08	04/07/08	EPA 3010A	EPA 6010B
Barium	76	5.0	136808	04/07/08	04/07/08	EPA 3010A	EPA 6010B
Beryllium	ND	2.0	136808	04/07/08	04/07/08	EPA 3010A	EPA 6010B
Cadmium	ND	5.0	136808	04/07/08	04/07/08	EPA 3010A	EPA 6010B
Chromium	6.1	5.0	136808	04/07/08	04/07/08	EPA 3010A	EPA 6010B
Cobalt	ND	5.0	136808	04/07/08	04/07/08	EPA 3010A	EPA 6010B
Copper	23	5.0	136808	04/07/08	04/07/08	EPA 3010A	EPA 6010B
Lead	ND	3.0	136808	04/07/08	04/07/08	EPA 3010A	EPA 6010B
Mercury	ND	0.20	136895	04/09/08	04/09/08	METHOD	EPA 7470A
Molybdenum	11	5.0	136808	04/07/08	04/07/08	EPA 3010A	EPA 6010B
Nickel	11	5.0	136808	04/07/08	04/07/08	EPA 3010A	EPA 6010B
Selenium	ND	10	136808	04/07/08	04/07/08	EPA 3010A	EPA 6010B
Silver	ND	5.0	136808	04/07/08	04/07/08	EPA 3010A	EPA 6010B
Thallium	ND	10	136808	04/07/08	04/07/08	EPA 3010A	EPA 6010B
Vanadium	ND	5.0	136808	04/07/08	04/07/08	EPA 3010A	EPA 6010B
Zinc	42	20	136808	04/07/08	04/07/08	EPA 3010A	EPA 6010B

ND= Not Detected
 RL= Reporting Limit

Dissolved California Title 26 Metals

Lab #:	202453	Project#:	001-09466-01
Client:	LFR Levine Fricke	Location:	Learner
Field ID:	LP-2	Diln Fac:	1.000
Lab ID:	202453-025	Sampled:	04/04/08
Matrix:	Filtrate	Received:	04/04/08
Units:	ug/L		

Analyte	Result	RL	Batch#	Prepared	Analyzed	Prep	Analysis
Antimony	ND	10	136808	04/07/08	04/07/08	EPA 3010A	EPA 6010B
Arsenic	ND	6.1	136808	04/07/08	04/07/08	EPA 3010A	EPA 6010B
Barium	320	5.0	136808	04/07/08	04/07/08	EPA 3010A	EPA 6010B
Beryllium	ND	2.0	136808	04/07/08	04/07/08	EPA 3010A	EPA 6010B
Cadmium	ND	5.0	136808	04/07/08	04/07/08	EPA 3010A	EPA 6010B
Chromium	ND	5.0	136808	04/07/08	04/07/08	EPA 3010A	EPA 6010B
Cobalt	ND	5.0	136808	04/07/08	04/07/08	EPA 3010A	EPA 6010B
Copper	ND	5.0	136808	04/07/08	04/07/08	EPA 3010A	EPA 6010B
Lead	ND	3.0	136808	04/07/08	04/07/08	EPA 3010A	EPA 6010B
Mercury	ND	0.20	136895	04/09/08	04/09/08	METHOD	EPA 7470A
Molybdenum	36	5.0	136808	04/07/08	04/07/08	EPA 3010A	EPA 6010B
Nickel	6.5	5.0	136808	04/07/08	04/07/08	EPA 3010A	EPA 6010B
Selenium	ND	10	136808	04/07/08	04/07/08	EPA 3010A	EPA 6010B
Silver	ND	5.0	136808	04/07/08	04/07/08	EPA 3010A	EPA 6010B
Thallium	ND	10	136808	04/07/08	04/07/08	EPA 3010A	EPA 6010B
Vanadium	ND	5.0	136808	04/07/08	04/07/08	EPA 3010A	EPA 6010B
Zinc	ND	20	136808	04/07/08	04/07/08	EPA 3010A	EPA 6010B

ND= Not Detected
 RL= Reporting Limit

Batch QC Report

Dissolved California Title 26 Metals

Lab #:	202453	Location:	Learner
Client:	LFR Levine Fricke	Prep:	EPA 3010A
Project#:	001-09466-01	Analysis:	EPA 6010B
Type:	BLANK	Diln Fac:	1.000
Lab ID:	QC436396	Batch#:	136808
Matrix:	Water	Prepared:	04/07/08
Units:	ug/L	Analyzed:	04/07/08

Analyte	Result	RL
Antimony	ND	10
Arsenic	ND	6.1
Barium	ND	5.0
Beryllium	ND	2.0
Cadmium	ND	5.0
Chromium	ND	5.0
Cobalt	ND	5.0
Copper	ND	5.0
Lead	ND	3.0
Molybdenum	ND	5.0
Nickel	ND	5.0
Selenium	ND	10
Silver	ND	5.0
Thallium	ND	10
Vanadium	ND	5.0
Zinc	ND	20

ND= Not Detected

RL= Reporting Limit

Batch QC Report
Dissolved California Title 26 Metals

Lab #:	202453	Location:	Learner
Client:	LFR Levine Fricke	Prep:	EPA 3010A
Project#:	001-09466-01	Analysis:	EPA 6010B
Matrix:	Water	Batch#:	136808
Units:	ug/L	Prepared:	04/07/08
Diln Fac:	1.000	Analyzed:	04/07/08

Type: BS Lab ID: QC436397

Analyte	Spiked	Result	%REC	Limits
Antimony	500.0	465.9	93	80-120
Arsenic	100.0	102.3	102	80-120
Barium	2,000	1,941	97	80-120
Beryllium	50.00	52.02	104	80-120
Cadmium	50.00	50.85	102	80-120
Chromium	200.0	192.3	96	80-120
Cobalt	500.0	464.3	93	80-120
Copper	250.0	234.6	94	80-120
Lead	100.0	96.04	96	80-120
Molybdenum	400.0	411.4	103	80-120
Nickel	500.0	474.9	95	80-120
Selenium	100.0	104.7	105	80-120
Silver	50.00	46.49	93	80-120
Thallium	100.0	101.7	102	80-120
Vanadium	500.0	474.4	95	80-120
Zinc	500.0	489.7	98	80-120

Type: BSD Lab ID: QC436398

Analyte	Spiked	Result	%REC	Limits	RPD	Lim
Antimony	500.0	457.0	91	80-120	2	20
Arsenic	100.0	99.16	99	80-120	3	20
Barium	2,000	1,902	95	80-120	2	20
Beryllium	50.00	51.33	103	80-120	1	20
Cadmium	50.00	49.86	100	80-120	2	20
Chromium	200.0	189.0	95	80-120	2	20
Cobalt	500.0	451.0	90	80-120	3	20
Copper	250.0	232.1	93	80-120	1	20
Lead	100.0	94.52	95	80-120	2	20
Molybdenum	400.0	403.1	101	80-120	2	20
Nickel	500.0	466.9	93	80-120	2	20
Selenium	100.0	102.9	103	80-120	2	20
Silver	50.00	45.68	91	80-120	2	20
Thallium	100.0	99.63	100	80-120	2	20
Vanadium	500.0	465.8	93	80-120	2	20
Zinc	500.0	483.8	97	80-120	1	20

RPD= Relative Percent Difference

Batch QC Report
Dissolved California Title 26 Metals

Lab #:	202453	Location:	Learner
Client:	LFR Levine Fricke	Prep:	EPA 3010A
Project#:	001-09466-01	Analysis:	EPA 6010B
Field ID:	ZZZZZZZZZZ	Batch#:	136808
MSS Lab ID:	202430-003	Sampled:	04/04/08
Matrix:	Water	Received:	04/04/08
Units:	ug/L	Prepared:	04/07/08
Diln Fac:	1.000	Analyzed:	04/07/08

Type: MS Lab ID: QC436399

Analyte	MSS Result	Spiked	Result	%REC	Limits
Antimony	4.074	500.0	445.5	88	78-120
Arsenic	<2.042	100.0	97.12	97	80-126
Barium	1.773	2,000	1,866	93	80-120
Beryllium	<0.04231	50.00	50.44	101	80-120
Cadmium	0.2615	50.00	48.38	96	80-120
Chromium	0.3209	200.0	185.1	92	80-120
Cobalt	0.4726	500.0	439.9	88	80-120
Copper	1.792	250.0	229.0	91	80-120
Lead	<0.6892	100.0	91.03	91	77-120
Molybdenum	0.8898	400.0	393.5	98	80-120
Nickel	0.8189	500.0	458.6	92	79-120
Selenium	<1.469	100.0	100.5	101	80-125
Silver	<0.7459	50.00	44.55	89	72-120
Thallium	<1.616	100.0	96.30	96	77-120
Vanadium	<1.034	500.0	457.3	91	80-120
Zinc	8.408	500.0	482.8	95	78-122

Type: MSD Lab ID: QC436400

Analyte	Spiked	Result	%REC	Limits	RPD	Lim
Antimony	500.0	458.4	91	78-120	3	20
Arsenic	100.0	100.7	101	80-126	4	20
Barium	2,000	1,902	95	80-120	2	20
Beryllium	50.00	51.25	102	80-120	2	20
Cadmium	50.00	49.28	98	80-120	2	20
Chromium	200.0	188.8	94	80-120	2	20
Cobalt	500.0	449.9	90	80-120	2	20
Copper	250.0	232.4	92	80-120	2	20
Lead	100.0	93.81	94	77-120	3	20
Molybdenum	400.0	402.4	100	80-120	2	20
Nickel	500.0	466.9	93	79-120	2	20
Selenium	100.0	101.8	102	80-125	1	20
Silver	50.00	45.70	91	72-120	3	20
Thallium	100.0	98.68	99	77-120	2	20
Vanadium	500.0	466.9	93	80-120	2	20
Zinc	500.0	488.7	96	78-122	1	20

RPD= Relative Percent Difference

Batch QC Report

Dissolved California Title 26 Metals			
Lab #:	202453	Location:	Learner
Client:	LFR Levine Fricke	Prep:	METHOD
Project#:	001-09466-01	Analysis:	EPA 7470A
Analyte:	Mercury	Diln Fac:	1.000
Type:	BLANK	Batch#:	136895
Lab ID:	QC436758	Prepared:	04/09/08
Matrix:	Water	Analyzed:	04/09/08
Units:	ug/L		

Result	RL
ND	0.20

ND= Not Detected
 RL= Reporting Limit

Batch QC Report

Dissolved California Title 26 Metals			
Lab #:	202453	Location:	Learner
Client:	LFR Levine Fricke	Prep:	METHOD
Project#:	001-09466-01	Analysis:	EPA 7470A
Analyte:	Mercury	Batch#:	136895
Matrix:	Water	Prepared:	04/09/08
Units:	ug/L	Analyzed:	04/09/08
Diln Fac:	1.000		

Type	Lab ID	Spiked	Result	%REC	Limits	RPD	Lim
BS	QC436759	5.000	5.020	100	80-120		
BSD	QC436760	5.000	5.100	102	80-120	2	20

Batch QC Report


Dissolved California Title 26 Metals			
Lab #:	202453	Location:	Learner
Client:	LFR Levine Fricke	Prep:	METHOD
Project#:	001-09466-01	Analysis:	EPA 7470A
Analyte:	Mercury	Batch#:	136895
Field ID:	ZZZZZZZZZZ	Sampled:	04/07/08
MSS Lab ID:	202470-001	Received:	04/07/08
Matrix:	Water	Prepared:	04/09/08
Units:	ug/L	Analyzed:	04/09/08
Diln Fac:	1.000		

Type	Lab ID	MSS Result	Spiked	Result	%REC	Limits	RPD	Lim
MS	QC436765	<0.04502	5.000	4.980	100	77-126		
MSD	QC436766		5.000	4.870	97	77-126	2	20

RPD= Relative Percent Difference

202453

CHAIN OF CUSTODY / ANALYSES REQUEST FORM

SAMPLE COLLECTOR:  1900 Powell Street, 12th Floor Emeryville, California 94608 (510) 652-4500 Fax: (510) 652-2246	PROJECT NO.: 001-09644-01	SECTION NO.:	DATE: 4-4-08	SAMPLER'S INITIALS: Lem	SERIAL NO.: No 203272
	PROJECT NAME: Leanner			SAMPLER (Signature): Rob Montz	

SAMPLE ID.	DATE	TIME	SAMPLE				ANALYSES										REMARKS	
			Lab Sample No.	No. of Containers	Soil	Water	TPHd (EPA 8015M)	TPHmo (EPA 8015M)	TPHlg (EPA 8015M)	BTEX (EPA 8015M)	VOCs (EPA 8021602)	Metals (EPA 8260/824)	Soil = PCB	Standard	RUSH:	HOLD		TAT
LP-10-2ft	4-4-08	810	5	X		X	X			X	X	X			X			CAM 17 Metals
LP-10-4ft		830	3	X		X	X			X	X	X			X			need filter + fixing @ Lab.
LP-13-2ft		855	3	X		X	X			X	X	X						
LP-13-4ft		900	3	X		X	X			X	X	X						
LP-13		825	5		X	X	X			X	X							Silica gel cleanup to TPH
LP-6-2ft		1000	3	X		X	X			X	X	X						
LP-6-4ft		1010	3	X		X	X			X	X	X						
LP-6		1200	5		X	X	X			X	X							
LP-7-2ft		1100	3	X		X	X			X	X	X						
LP-7-4ft		1110	3	X		X	X			X	X	X						
LP-8-2ft		1200	3	X		X	X			X	X	X						
LP-8-4ft		1210	3	X		X	X			X	X	X						
LP-5-2ft		1250	3	X		X	X			X	X	X						
LP-5-4ft		1235	3	X		X	X			X	X	X						
LP-4-2ft		1310	3	X		X	X			X	X	X						
LP-4-4ft		1320	3	X		X	X			X	X	X						
LP-11-2ft		1405	3	X		X	X			X	X	X						
LP-11-4ft		1410	3	X		X	X			X	X	X			X			
LP-9-1ft		1305	3	X		X	X			X	X	X						
LP-9-4ft	4-4-08	1315	3	X		X	X			X	X	X						

SAMPLE RECEIPT: <input type="checkbox"/> Intact <input type="checkbox"/> Cold <input checked="" type="checkbox"/> On Ice <input type="checkbox"/> Ambient	Cooler Temp:	METHOD OF SHIPMENT:	RELINQUISHED BY: (SIGNATURE) <i>Rob Montz</i> (DATE) 4-4-08 (PRINTED NAME) Rob Montz (TIME) 1815	RELINQUISHED BY: 1	RELINQUISHED BY: 2	RELINQUISHED BY: 3
	Cooler No:	LAB REPORT NO.:	FAX COC CONFIRMATION TO: (COMPANY) LFR (PRINTED NAME) Rob Golubow	(SIGNATURE) (DATE) (TIME) (COMPANY) (PRINTED NAME) (TIME) (COMPANY)	(SIGNATURE) (DATE) (TIME) (COMPANY) (PRINTED NAME) (TIME) (COMPANY)	(SIGNATURE) (DATE) (TIME) (COMPANY) (PRINTED NAME) (TIME) (COMPANY)
Preservative Correct? <input type="checkbox"/> Yes <input type="checkbox"/> No <input type="checkbox"/> N/A	ANALYTICAL LABORATORY: C+T		FAX RESULTS TO:	RECEIVED BY: (SIGNATURE) <i>Rob Montz</i> (DATE) 4/4/08 (PRINTED NAME) Rob Montz (TIME) 1815 (COMPANY) C+T	RECEIVED BY: 2	RECEIVED BY (LABORATORY): 3
SEND HARD COPY TO:		SEND EDD TO: EMV.LABEDDS.COM	(SIGNATURE) (DATE) (TIME) (COMPANY) (PRINTED NAME) (TIME) (COMPANY)	(SIGNATURE) (DATE) (TIME) (COMPANY) (PRINTED NAME) (TIME) (COMPANY)	(SIGNATURE) (DATE) (TIME) (COMPANY) (PRINTED NAME) (TIME) (COMPANY)	(SIGNATURE) (DATE) (TIME) (COMPANY) (PRINTED NAME) (TIME) (COMPANY)

202453

CHAIN OF CUSTODY / ANALYSES REQUEST FORM

SAMPLE COLLECTOR: 1900 Powell Street, 12th Floor Emeryville, California 94608 (510) 652-4500 Fax: (510) 652-2246	PROJECT NO.: 001-09644-01	SECTION NO.:	DATE: 4-4	SAMPLER'S INITIALS: REM	SERIAL NO.:
	PROJECT NAME: Leather	SAMPLER (Signature): 			Nº 203281

SAMPLE ID.	DATE	TIME	SAMPLE				ANALYSES										REMARKS	
			Lab Sample No.	No. of Containers	TYPE		TPHd (EPA 8015M)	TPHmo (EPA 8015M)	TPHg (EPA 8015M)	BTEX (EPA 8015M)	VOCs (EPA 8015M)	Metals (EPA 8260/624)	PCB - Soils	Standard	RUSH:	HOLD		
					Soil	Water												
21 LP-15-1 FT	4-4-08	1520	3	X		X	X	X	X	X	X	X	X	X	X			
22 LP-15-5 FT	↓	1530	3	X		X	X	X	X	X	X	X	X	X	X			
23 LP-2-1 FT	↓	1540	3	X		X	X	X	X	X	X	X	X	X	X			
24 LP-2-5 FT	↓	1550	3	X		X	X	X	X	X	X	X	X	X	X			
25 LP-2		1450	5		X	X	X	X	X	X	X	X	X	X	X			

- *VOCs: 8260 List CAM17
 8240 List RCRA
 8010 List LUFT
 624 List

CAM 17 Metals
 need Axing + Filtering
 in Lab.
 silica gel
 cleanup for TPH

SAMPLE RECEIPT: <input type="checkbox"/> Intact <input type="checkbox"/> Cold <input checked="" type="checkbox"/> On Ice <input type="checkbox"/> Ambient Preservative Correct? <input type="checkbox"/> Yes <input type="checkbox"/> No <input type="checkbox"/> N/A	Cooler Temp:	METHOD OF SHIPMENT:	RELINQUISHED BY: 1 (SIGNATURE)	RELINQUISHED BY: 2 (SIGNATURE)	RELINQUISHED BY: 3 (SIGNATURE)
	Cooler No:	LAB REPORT NO.:	4-4-08 (DATE)	(DATE)	(DATE)
		FAX COC CONFIRMATION TO:	Rob Manly (PRINTED NAME)	1815 (TIME)	(PRINTED NAME)
		FAX RESULTS TO:	RECEIVED BY: 1 (SIGNATURE)	RECEIVED BY: 2 (SIGNATURE)	RECEIVED BY (LABORATORY): 3 (SIGNATURE)
		SEND HARDCOPY TO:	4/4/08 (DATE)	(DATE)	(DATE)
		SEND EDD TO: EMV.LABEDDS.COM	Lisa Brucker (PRINTED NAME)	1815 (TIME)	(PRINTED NAME)
			C+T (COMPANY)	(COMPANY)	(COMPANY)

COOLER RECEIPT CHECKLIST



Curtis & Tompkins, Ltd.

Login # 202453 Date Received 4/4/08 Number of coolers 2
 Client LPZ Project LEAPER

Date Opened 4/4/08 By (print) M. VILLANUEVA (sign) [Signature]
 Date Logged in ↓ By (print) ↓ (sign) [Signature]

1. Did cooler come with a shipping slip (airbill, etc)?..... YES NO
 Shipping info _____

2A. Were custody seals present? YES (circle) on cooler on samples NO
 How many _____ Name _____ Date _____

2B. Were custody seals intact upon arrival? YES NO N/A

3. Were custody papers dry and intact when received?..... YES NO

4. Were custody papers filled out properly (ink, signed, etc)?..... YES NO

5. Is the project identifiable from custody papers? (If so fill out top of form)..... YES NO

6. Indicate the packing in cooler: (if other, describe) _____
 Bubble Wrap Foam blocks Bags None
 Cloth material Cardboard Styrofoam Paper towels

7. If required, was sufficient ice used? Samples should be < or = 6°C YES NO N/A
 Type of ice used: WET BLUE NONE Temp(°C) NOT KEPT BLANK
 SAMPLES RECEIVED ON ICE DIRECTLY FROM FIELD. COOLING PROCESS HAD BEGUN.

8. Were soil Encore sampling devices present? YES NO
 If YES, what time were they transferred to freezer? 1930

9. Did all bottles arrive unbroken/unopened?..... YES NO

10. Are samples in the appropriate containers for indicated tests? YES NO

11. Are sample labels present, in good condition and complete? YES NO

12. Do the sample labels agree with custody papers? YES NO

13. Was sufficient amount of sample sent for tests requested? YES NO

14. Are the samples appropriately preserved? YES NO N/A

15. Are bubbles absent in VOA samples?..... YES NO N/A

16. Was the client contacted concerning this sample delivery?..... YES NO
 If YES, Who was called? _____ By _____ Date: _____

COMMENTS
SAMPLE LP-6-2FT & LP-6-4FT NO ENCORES REC'D LOGGED IN AS 8260
SAMPLE LP-4-2FT ID# ON SAMPLE LP-5-2FT DATE & TIME 4-4 13:10
SAMPLE LP-4-4FT ID# ON SLEEVE LP-5-4FT DATE & TIME 4-4 13:20,
THE ENCORE SAMPLES HAS THE RIGHT ID# LP-4-4FT 4-4 13:20
ALL SOIL SAMPLES REC'D 4 CONTAINER (SLEEVE + 3 ENCORE) EXCEPT
FOR LP-6-2FT & LP-6-4FT