



December 19, 2014

**Nicole Arceneaux**  
Project Manager  
Marketing Business Unit

**Chevron Environmental  
Management Company**  
6101 Bollinger Canyon Road  
San Ramon, CA 94583  
Tel 925.790.6912  
Nicole.Arceneaux@chevron.c  
om

Mr. Keith Nowell  
Alameda County Health Agency  
1131 Harbor Bay Parkway, Suite 250  
Alameda, California 94502

**RECEIVED**

*By Alameda County Environmental Health at 1:24 pm, Dec 24, 2014*

**RE: Second Semi-Annual 2014 Groundwater Monitoring Report**

10151 International Blvd, Oakland, California  
Fuel Leak Case No.: RO0002444

Dear Mr. Nowell,

I declare under penalty of perjury that to the best of my knowledge the information and/or recommendations contained in the attached report is/are true and correct.

If you have any questions or need additional information, please contact me at (925) 790-6912.

Sincerely,

A handwritten signature in blue ink, appearing to read "Nicole Arceneaux".

Nicole Arceneaux  
Union Oil of California – Project Manager

Attachment:  
Second Semi-Annual 2014 Groundwater Monitoring Report

Mr. Keith Nowell  
Alameda County Health Agency  
1131 Harbor Bay Parkway  
Alameda, California 94502

Subject:  
Second Half 2014 Semi-Annually Groundwater Monitoring Report Submittal

ENVIRONMENT

Dear Mr. Nowell:

On behalf of Chevron Environmental Management Company's affiliate, Union Oil Company of California ("Union Oil"), ARCADIS U.S., Inc (ARCADIS) is pleased to submit the enclosed Semi-Annual Groundwater Monitoring Report for the following facility:

Date:  
December 19, 2014

Contact:  
Katherine Brandt

Phone:  
510.596.9675

Email:  
Katherine.brandt@  
arcadis-us.com

<u>Facility No.</u>	<u>Case No.</u>	<u>Location</u>
7124	RO0002444	10151 International Boulevard Oakland, California

If you have any questions, please contact Katherine Brandt at 510.596.9675.

Our ref:  
B0047297.2014

Sincerely,

ARCADIS



Katherine Brandt, P.G.  
Certified Project Manager



Copies:

Ms. Nicole Arceneaux, Chevron EMC (electronic copy only)  
Ms. Cherie McCaulou, CRWQCB – San Francisco Bay Region, 1515 Clay Street, Suite1400,  
Oakland, California 94612 (geotracker)  
Brahim and Nawa Abbushi, property owner, 10125 International Blvd, Oakland, CA 94603 (CD)

**UNION OIL OF CALIFORNIA  
SEMI-ANNUALLY MONITORING REPORT  
SECOND HALF 2014  
December 19, 2014**

Facility No.: 7124 Address: 10151 International Boulevard, Oakland, California

Consulting Company/Contact Person/Phone No.: ARCADIS / Katherine Brandt / 510.596.9675

Primary Agency/Contact Person/Regulatory ID No.: Alameda County Health Agency / Mr. Keith Nowell / Case No. RO0002444

**WORK PERFORMED DURING THIS REPORTING PERIOD (Second Half – 2014) :**

1. Gettler-Ryan Inc. (G-R) conducted groundwater monitoring and sampling on October 15, 2014. Field data sheets and general procedures are included as **Attachment A**. Four (4) groundwater monitoring wells (MW-1 through MW-4) were gauged and sampled during this monitoring event.

Groundwater samples were analyzed for total petroleum hydrocarbons as gasoline (TPH-g; C6-C12) by Environmental Protection Agency (EPA) Method 8015B; benzene, toluene, ethylbenzene, and total xylenes (BTEX, collectively), oxygenates (methyl tertiary butyl ether [MTBE], tertiary butyl alcohol [TBA], ethyl tertiary butyl ether [ETBE], diisopropyl ether [DIPE], and tertiary amyl methyl ether [TAME]), ethanol, 1,2-dibromoethane (EDB), and 1,2-dichloroethane (EDC) by EPA Method 8260B. Groundwater samples were additionally analyzed for methane by method RSK-175M, EPA Method 310.1 for total alkalinity as calcium carbonate (CaCO<sub>3</sub>), EPA Method 300.0 for nitrate (NO<sub>3</sub>) and sulfate, EPA Method 353.2 for nitrite (NO<sub>2</sub>), EPA Method 415.1 for non-volatile organic carbon, Method SM-3500-FeD for ferrous iron, and EPA Method 6010B for dissolved iron and total manganese.

The site location map, the site plan, and the groundwater contour map are presented on **Figures 1** through **3**. Concentration maps for TPH-g, benzene, and MTBE are on **Figures 4** through **6**. Current Groundwater Gauging and Analytical Results are summarized in **Table 1**, Current Additional Groundwater Analytical Results are summarized in **Table 1a**, Historic Groundwater Gauging and Analytical Results are summarized in **Table 2**, Historic Additional Groundwater Analytical Results are summarized in **Table 2a**, and Historical Groundwater Results from TRC Solutions (TRC) are included as **Attachment B**. A copy of the laboratory analytical report and chain-of-custody documentation is included as **Attachment C**.

**WORK PROPOSED FOR THE NEXT REPORTING PERIOD (First Half – 2015):**

1. Perform groundwater monitoring and related reporting during first half 2015.

Current Phase of Project:	<u>Groundwater Monitoring/Low Threat Closure Request</u>
Site Use:	<u>Retail service station</u>
Frequency of Sampling:	<u>Groundwater – Semi-Annually</u>
Frequency of Monitoring:	<u>Groundwater – Semi-Annually</u>
Separate-Phase Hydrocarbons (SPH) Present:	<u>No</u>
Cumulative SPH Recovered to Date:	<u>None</u>
SPH Recovered This Quarter:	<u>None</u>
Bulk Soil Removed to Date:	<u>60 cubic yards</u>
Bulk Soil Removed this Quarter:	<u>None</u>
Water Wells or Surface Waters within a 2000' Radius and Their Respective Directions:	<u>None</u>
Groundwater Use Designation:	<u>Municipal and Domestic Water Supply</u>
Current Remediation Techniques:	<u>None</u>
Permits for Discharge (No.):	<u>None</u>
Approximate Depth to Groundwater :	<u>18.29 (MW-1) – 19.88 (MW-4) feet below top of casing</u>

**UNION OIL OF CALIFORNIA  
SEMI-ANNUALLY MONITORING REPORT  
SECOND HALF 2014  
December 19, 2014**

Facility No.: 7124 Address: 10151 International Boulevard, Oakland, California

Measured  Estimated

Approximate Groundwater Elevation : 18.48 (MW-4) – 19.08 (MW-1) feet relative to mean sea level

Measured  Estimated

Groundwater Gradient: 0.006 ft/ft (Magnitude) West (Direction)

**DISCUSSION:**

Groundwater flow has switched directions during the second half, returning to the westerly flow observed in monitoring events prior to the first half of 2014. During the second half of 2014 groundwater concentrations of TPH-g have increased since the sampling event in the first half of 2014; however TPH-g concentrations are similar to historical TPH-g concentrations in wells MW-3 and MW-4. Groundwater concentrations of MTBE during the second half of 2014 have decreased in well MW-3 compared to the previous sampling event in the first half of 2014. MTBE was also detected in well MW-4 with a concentration slightly above the laboratory reporting limit. The maximum dissolved concentrations of TPH-g, 1,600 micrograms per liter [ $\mu\text{g/L}$ ], and MTBE (27  $\mu\text{g/L}$ ) were detected in well MW-3. MW-4 had detections of TPH-g and MTBE at 190  $\mu\text{g/L}$  and 0.63  $\mu\text{g/L}$ , respectively. Other constituents were not detected above the laboratory reporting limits for wells sampled.

The maximum concentrations of monitored natural attenuation analytes are listed as follows: The maximum dissolved concentrations of methane (0.17 milligrams per liter [mg/L]) and non-volatile organic carbon (1.5 mg/L) were detected in well MW-4. The maximum concentration of total alkalinity as  $\text{CaCO}_3$  (290 mg/L) was detected in well MW-3. The maximum dissolved concentrations of  $\text{NO}_3$  (27 mg/L), sulfate (26 mg/L), and total manganese (39,000  $\mu\text{g/L}$ ) were detected in well MW-1. The maximum concentrations of dissolved ferrous iron (19,000  $\mu\text{g/L}$ ) and dissolved iron (200  $\mu\text{g/L}$ ) were detected in well MW-2.

Groundwater elevations at the service station vary by less than a foot, creating a gentle hydraulic gradient of 0.006 feet per foot in the westerly direction.

**CONCLUSIONS AND RECOMMENDATIONS:**

Dissolved hydrocarbon constituent concentrations have increased slightly in TPH-g concentrations since the April 2014 monitoring event but maintain stable. A decrease in the water table is likely a contributing factor to the increased concentration. ARCADIS recommends continued groundwater monitoring during agency review of the updated focused Conceptual Site Model and Low Threat Closure Request (CSM/LTC Request). ARCADIS submitted a CSM/LTC Request on November 21, 2014.

**ATTACHMENTS:**

- Figure 1: Site Location Map
- Figure 2: Site Plan
- Figure 3: Groundwater Elevation Contour Map
- Figure 4: TPH-g Concentration Map
- Figure 5: Benzene Concentration Map
- Figure 6: MTBE Concentration Map

- Table 1: Current Groundwater Gauging and Analytical Results
- Table 1a: Current Additional Groundwater Analytical Results
- Table 2: Historic Groundwater Gauging and Analytical Results
- Table 2a: Historic Additional Groundwater Analytical Results

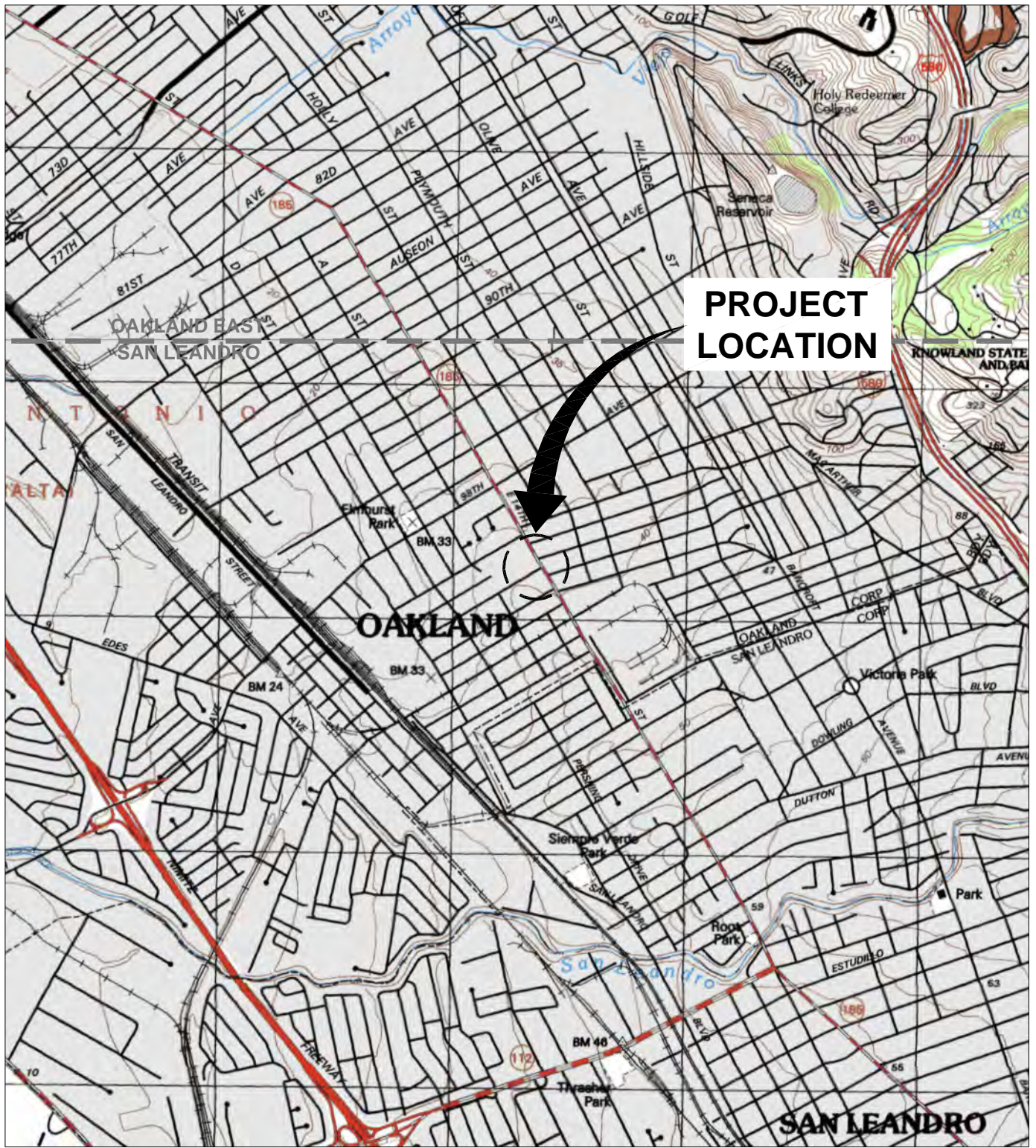
- Attachment A: Field Data Sheets and General Procedures
- Attachment B: Historical Groundwater Results from TRC
- Attachment C: Laboratory Report and Chain-of-Custody Documentation

ARCADIS

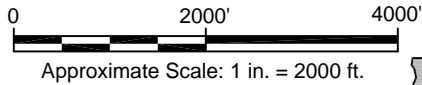
**Figures**



CITY: PETALUMA, CA DIV/GROUP: ENV DB: J. HARRIS LD: J. HARRIS PIC: J. VOGELBY PM: K. ABBOTT TM: K. ABBOTT Lyr:(Option=7,Off=REF)  
 C:\Documents and Settings\jharris\Desktop\ENVCAD\B0047297\000\00001\DWG\G47297N01.dwg LAYOUT: 1 SAVED: 3/11/2011 4:53 AM ACADVER: 18.05 (LMS TECH) PAGESETUP: SETUP1 PLOTSTYLETABLE: ARCADIS.CTB PLOTTED: 3/11/2011 4:55 AM BY: HARRIS, JESSICA



REFERENCE: BASE MAP USGS 7.5. MIN. TOPO. QUAD., SAN LEANDRO, CALIFORNIA, 1993, AND OAKLAND EAST, CALIFORNIA, 1997.



UNION OIL  
 STATION NO. 7124  
 10151 INTERNATIONAL BOULEVARD  
 OAKLAND, CALIFORNIA

**SITE LOCATION MAP**



FIGURE  
**1**

XREFS: PROJECTNAME: Oakland East.jpg, San Leandro.jpg













CITY: SAN RAFAEL, CA (PETALUMA) DIV/GROUP: ENV. DB: J. HARRIS  
 C:\Users\jharris\Desktop\ENV\CAD\B0047257\2014\03\GWR\3014\DWG\47257\03.dwg LAYOUT: 6\_SAVED: 10/02/2014 6:14 PM ACADVER: 18.1.5 (LMS TECH) PAGES: 1031/2014 3:10 PM BY: HARRIS, JESSICA  
 XREFS: IMAGES: PROJECTNAME: ... 47297X02



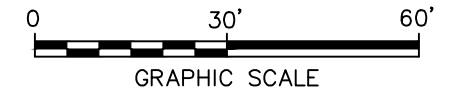
**LEGEND**

- MW-1 GROUNDWATER MONITORING WELL
- SB-1 SOIL BORING LOCATION
- CPT-1 CPT LOCATION
- [MTBE] METHYL TERTIARY BUTYL ETHER CONCENTRATION IN MICROGRAMS PER LITER (µg/L)
- 5.0 MTBE ISOCONCENTRATION CONTOUR (µg/L; DASHED WHERE INFERRED)
- < DENOTES LESS THAN LABORATORY REPORTING LIMIT



**NOTES:**

1. BASE MAP PROVIDED BY TRC, DATED JANUARY 2010, AT A SCALE OF 1"=20'. ADDITIONAL SITE INFORMATION PROVIDED BY STANTEC, DATED SEPTEMBER 23, 2008, AT A SCALE OF 1"=40'.
2. ALL SITE FEATURES AND LOCATIONS ARE APPROXIMATE.
3. ALL MONITORING WELLS WERE SAMPLED AND GAUGED ON OCTOBER 15, 2014.



UNION OIL  
 STATION NO. 7124  
 10151 INTERNATIONAL BOULEVARD  
 OAKLAND, CALIFORNIA

---

**MTBE CONCENTRATION MAP**

---

**ARCADIS**

---

FIGURE  
**6**

ARCADIS

Tables



**Table 1**  
**Current Groundwater Gauging and Analytical Results**  
**76 Station 7124**  
**10151 International Boulevard, Oakland, California**

Well ID	Date Sampled	TOC Elevation (feet MSL)	DTW (feet bTOC)	LPH Thickness (feet)	GW Elevation (feet MSL)	Previous Quarter GWE (feet MSL)	Change in Elevation (feet)	TPH-g (8015B)	Benzene	Toluene	Ethyl-benzene	Total Xylenes	MTBE	TBA	DIPE	TAME	ETBE	Ethanol	EDB	EDC	Comments
MW-1	10/15/2014	37.37	18.29	0.00	19.08	19.85	-0.77	<50	<0.50	<0.50	<0.50	<1.0	<0.50	<10	<0.50	<0.50	<0.50	<250	<0.50	<0.50	
MW-2	10/15/2014	37.87	19.31	0.00	18.56	20.07	-1.51	<50	<0.50	<0.50	<0.50	<1.0	<0.50	<10	<0.50	<0.50	<0.50	<250	<0.50	<0.50	
MW-3	10/15/2014	37.72	19.17	0.00	18.55	20.62	-2.07	1,600	<0.50	<0.50	<0.50	<1.0	27	<10	<0.50	<0.50	<0.50	<250	<0.50	<0.50	
MW-4	10/15/2014	38.36	19.88	0.00	18.48	20.32	-1.84	190	<0.50	<0.50	<0.50	<1.0	0.63	<10	<0.50	<0.50	<0.50	<250	<0.50	<0.50	

**Note**

Analytical results given in micrograms per liter (µg/l), unless otherwise stated

**Standard Abbreviations**

- not analyzed, measured, or collected
- < not detected at or above laboratory detection limit
- TOC top of casing (surveyed reference elevation)
- feet MSL feet relative to mean sea level
- DTW depth to water
- bTOC below top of casing
- LPH liquid-phase hydrocarbons
- GW groundwater
- GWE groundwater elevation
- µg/l micrograms per liter (approx. equivalent to parts per billion, ppb)

**Analytes**

- TPH-g total petroleum hydrocarbons with gasoline (C6-C12)
- MTBE methyl tertiary butyl ether
- TBA tertiary butyl alcohol
- DIPE di-isopropyl ether
- TAME tertiary amyl methyl ether
- ETBE ethyl tertiary butyl ether
- EDB 1,2-dibromoethane (same as ethylene dibromide)
- EDC 1,2-dichloroethane (same ethylene dichloride)
- 8015B EPA Method 8015B for TPH-g (C6-C12)
- EPA Environmental Protection Agency
- 8260B EPA Method 8260B for BTEX/MTBE, Oxygenates, EDB, EDC, and ethanol

**Table 1a**  
**Current Additional Groundwater Analytical Results**  
**76 Station 7124**  
**10151 International Boulevard, Oakland, California**

Well ID	Date Sampled	Methane (mg/L)	Total Alkalinity as CaCO3 (mg/L)	NO3 (mg/L)	NO2 (mg/L)	Sulfate (mg/L)	Total Sulfide (mg/L)	NVOC (mg/L)	Iron (II) Species	Dissolved Iron	Total Manganese	Comments
MW-1	10/15/2014	<0.001	160	27	<0.17	26	<0.50	<1.0	<100	<50	39,000	
MW-2	10/15/2014	0.011	210	<0.44	<0.17	20	<0.50	<1.0	19,000	200	6,400	
MW-3	10/15/2014	0.069	290	<0.44	<0.17	<1.0	<0.50	<1.0	<100	93	6,900	
MW-4	10/15/2014	0.17	210	<0.44	<0.17	24	<0.50	1.5	5,800	<50	8,000	

**Note**

Analytical results given in micrograms per liter (µg/l), unless otherwise stated

**Standard Abbreviations**

- not analyzed, measured, or collected
- < not detected at or above laboratory detection limit
- mg/l milligrams per liter (approx. equivalent to parts per million, ppm)
- µg/l micrograms per liter (approx. equivalent to parts per billion, ppb)

**Analytes**

- CaCO3 calcium carbonate
- NO3 nitrate
- NO2 nitrite
- NVOC non-volatile organic carbon
- RSK-175M Method RSK-175M for Methane
- 310.1 EPA Method 310.1 for Total Alkalinity as CaCO3
- EPA Environmental Protection Agency
- 300.0 EPA Method 300.0 for NO3 and Sulfate
- 353.2 EPA Method 353.2 for NO2
- SM-4500SD Method SM-4500SD for Total Sulfide
- 415.1 EPA Method 415.1 for NVOC
- SM-3500-FeD Method SM-3500-FeD for Iron (II) Species
- 6010B EPA Method 6010B for Dissolved Iron and Total Manganese

**Notes**

- A01 PQL's and MDL's are raised due to sample dilution.
- PQL practical quantitation limit
- MDL method detection limit
- A10 PQL's and MDL's were raised due to matrix interference.

**Table 2**  
**Historic Groundwater Gauging and Analytical Results**  
**76 Station 7124**  
**10151 International Boulevard, Oakland, California**

Well ID	Date Sampled	TOC Elevation (feet MSL)	DTW (feet bTOC)	LPH Thickness (feet)	GW Elevation (feet MSL)	Previous	Change in Elevation (feet)	TPH-g (8015B)	Benzene	Toluene	Ethylbenzene	Total Xylenes	MTBE	TBA	DIPE	TAME	ETBE	Ethanol	EDB	EDC	Comments
						Quarter GWE (feet MSL)															
MW-1	11/2/2011	37.37	17.52	0.00	19.85	21.02	-1.17	<50	<0.50	<0.50	<0.50	<1.0	<0.50	<10	<0.50	<0.50	<0.50	<250	<0.50	<0.50	
MW-1	4/6/2012	37.37	14.20	0.00	23.17	20.99	2.18	<50	<0.50	<0.50	<0.50	<1.0	<0.50	<10	<0.50	<0.50	<0.50	<250	<0.50	<0.50	
MW-1	6/13/2013	37.37	16.81	0.00	20.56	23.17	-2.61	<50	<0.50	<0.50	<0.50	<1.0	<0.50	<10	<0.50	<0.50	<0.50	<250	<0.50	<0.50	
MW-1	10/7/2013	37.37	17.62	0.00	19.75	20.56	-0.81	<50	<0.50	<0.50	<0.50	<1.0	<0.50	<10	<0.50	<0.50	<0.50	<250	<0.50	<0.50	
MW-1	4/8/2014	37.37	17.52	0.00	19.85	19.75	0.10	<50	<0.50	<0.50	<0.50	<1.0	<0.50	<10	<0.50	<0.50	<0.50	<250	<0.50	<0.50	
MW-1	10/15/2014	37.37	18.29	0.00	19.08	19.85	-0.77	<50	<0.50	<0.50	<0.50	<1.0	<0.50	<10	<0.50	<0.50	<0.50	<250	<0.50	<0.50	
MW-2	11/2/2011	37.87	17.15	0.00	20.72	20.19	0.53	96	<0.50	<0.50	<0.50	<1.0	<0.50	<10	<0.50	<0.50	<0.50	<250	<0.50	<0.50	
MW-2	4/6/2012	37.87	15.63	0.00	22.24	20.72	1.52	<50	<0.50	<0.50	<0.50	<1.0	<0.50	<10	<0.50	<0.50	<0.50	<250	<0.50	<0.50	
MW-2	6/13/2013	37.87	18.03	0.00	19.84	22.24	-2.40	<50	<0.50	<0.50	<0.50	<1.0	<0.50	<10	<0.50	<0.50	<0.50	<250	<0.50	<0.50	
MW-2	10/7/2013	37.87	18.74	0.00	19.13	19.84	-0.71	99	<0.50	<0.50	<0.50	<1.0	<0.50	<10	<0.50	<0.50	<0.50	<250	<0.50	<0.50	
MW-2	4/8/2014	37.87	17.80	0.00	20.07	19.13	<0.10	<50	<0.50	<0.50	<0.50	<1.0	<0.50	<10	<0.50	<0.50	<0.50	<250	<0.50	<0.50	
MW-2	10/15/2014	37.87	19.31	0.00	18.56	20.07	-1.51	<50	<0.50	<0.50	<0.50	<1.0	<0.50	<10	<0.50	<0.50	<0.50	<250	<0.50	<0.50	
MW-3	11/2/2011	37.72	17.55	0.00	20.17	20.07	0.10	880	<0.50	<0.50	<0.50	<1.0	35	<10	<0.50	<0.50	<0.50	<250	<0.50	<0.50	
MW-3	4/6/2012	37.72	16.40	0.00	21.32	20.17	1.15	1,000	<0.50	<0.50	<0.50	<1.0	210	85	<0.50	<0.50	<0.50	<250	<0.50	<0.50	A01
MW-3	6/13/2013	37.72	17.45	0.00	20.27	21.32	-1.05	<50	<0.50	<0.50	<0.50	<1.0	6.5	<10	<0.50	<0.50	<0.50	<250	<0.50	<0.50	
MW-3	10/7/2013	37.72	18.62	0.00	19.10	20.27	-1.17	880	<0.50	<0.50	<0.50	<1.0	12	<10	<0.50	<0.50	<0.50	<250	<0.50	<0.50	
MW-3	4/8/2014	37.72	17.10	0.00	20.62	19.10	1.52	320	<0.50	<0.50	<0.50	<1.0	150	<10	<0.50	<0.50	<0.50	<250	<0.50	<0.50	
MW-3	10/15/2014	37.72	19.17	0.00	18.55	20.62	-2.07	1,600	<0.50	<0.50	<0.50	<1.0	27	<10	<0.50	<0.50	<0.50	<250	<0.50	<0.50	
MW-4	11/2/2011	38.36	18.27	0.00	20.09	20.08	0.01	170	<0.50	<0.50	<0.50	<1.0	<0.50	<10	<0.50	<0.50	<0.50	<250	<0.50	<0.50	
MW-4	4/6/2012	38.36	15.68	0.00	22.68	20.09	2.59	200	<0.50	<0.50	<0.50	<1.0	1.7	58	<0.50	<0.50	<0.50	<250	<0.50	<0.50	
MW-4	6/13/2013	38.36	18.65	0.00	19.71	22.68	-2.97	<50	<0.50	<0.50	<0.50	<1.0	<0.50	<10	<0.50	<0.50	<0.50	<250	<0.50	<0.50	
MW-4	10/7/2013	38.36	19.33	0.00	19.03	19.71	-0.68	95	<0.50	<0.50	<0.50	<1.0	<0.50	<10	<0.50	<0.50	<0.50	<250	<0.50	<0.50	
MW-4	4/8/2014	38.36	18.04	0.00	20.32	19.03	1.29	<50	<0.50	<0.50	<0.50	<1.0	<0.50	<10	<0.50	<0.50	<0.50	<250	<0.50	<0.50	
MW-4	10/15/2014	38.36	19.88	0.00	18.48	20.32	-1.84	190	<0.50	<0.50	<0.50	<1.0	0.63	<10	<0.50	<0.50	<0.50	<250	<0.50	<0.50	

**Note**

Analytical results given in micrograms per liter (µg/l), unless otherwise stated

**Standard Abbreviations**

- not analyzed, measured, or collected
- < not detected at or above laboratory detection limit
- TOC top of casing (surveyed reference elevation)
- feet MSL feet relative to mean sea level
- DTW depth to water
- bTOC below top of casing
- LPH liquid-phase hydrocarbons
- GW groundwater
- GWE groundwater elevation
- µg/l micrograms per liter (approx. equivalent to parts per billion, ppb)

**Analytes**

- TPH-g total petroleum hydrocarbons with gasoline (C6-C12)
- MTBE methyl tertiary butyl ether
- TBA tertiary butyl alcohol
- DIPE di-isopropyl ether
- TAME tertiary amyl methyl ether
- ETBE ethyl tertiary butyl ether
- EDB 1,2-dibromoethane (same as ethylene dibromide)
- EDC 1,2-dichloroethane (same as ethylene dichloride)
- 8015B EPA Method 8015B for TPH-g (C6-C12)
- EPA Environmental Protection Agency
- 8260B EPA Method 8260B for BTEX/MTBE, Oxygenates, EDB, EDC, and ethanol

**Notes**

- A01 PQL's and MDL's are raised due to sample dilution.
- PQL practical quantitation limit
- MDL method detection limit

**Table 2a**  
**Historic Additional Groundwater Analytical Results**  
**76 Station 7124**  
**10151 International Boulevard, Oakland, California**

Well ID	Date Sampled	Methane (mg/L)	Total Alkalinity as CaCO3 (mg/L)	NO3 (mg/L)	NO2 (mg/L)	Sulfate (mg/L)	Total Sulfide (mg/L)	NVOC (mg/L)	Iron (II) Species	Dissolved Iron	Total Manganese	Comments
MW-1	6/13/2013	<0.0010	17.52	24	<0.17	23	<0.50	1.1	<100	<50	31,000	A10
MW-1	10/7/2013	0.015	150	0	<0.17	22	<0.10	3.4	<100	<50	13,000	
MW-1	4/8/2014	0.0049	170	22	<0.17	25	<0.10	1.3	<100	<50	11,000	
MW-1	10/15/2014	<0.001	160	27	<0.17	26	<0.50	<1.0	<100	<50	39,000	
MW-2	6/13/2013	<0.0010	180	<0.44	<0.17	20	<0.10	1.0	250	120	9,700	
MW-2	10/7/2013	0.0049	200	<0.44	<0.17	9.6	<0.10	3.2	2700	260	5,600	
MW-2	4/8/2014	0.007	210	<0.44	<0.17	33	<0.10	1.4	1,700	140	8,400	
MW-2	10/15/2014	0.011	210	<0.44	<0.17	20	<0.50	<1.0	19,000	200	6,400	
MW-3	6/13/2013	0.075	260	<0.44	<0.17	<1.0	<0.10	1.4	3,200	160	5,700	
MW-3	10/7/2013	0.071	260	<0.44	<0.17	<1.0	<0.10	3.1	9,000	710	9,600	A01
MW-3	4/8/2014	0.034	290	<0.44	<0.17	2.1	<0.10	1.3	1,200	220	6,000	A01
MW-3	10/15/2014	0.069	290	<0.44	<0.17	<1.0	<0.50	<1.0	<100	93	6,900	
MW-4	6/13/2013	<0.0010	210	<0.44	<0.17	15	<0.50	4.7	5,200	<50	7,900	A01, A10
MW-4	10/7/2013	<0.0010	190	<0.44	<0.17	18	<0.10	8.2	13,000	220	5,000	A01
MW-4	4/8/2014	<0.0010	130	5	<0.17	17	<0.10	12.0	280	200	1,200	A01
MW-4	10/15/2014	0.17	210	<0.44	<0.17	24	<0.50	1.5	5,800	<50	8,000	

**Note**

Analytical results given in micrograms per liter (µg/l), unless otherwise stated

**Standard Abbreviations**

- not analyzed, measured, or collected
- < not detected at or above laboratory detection limit
- mg/l milligrams per liter (approx. equivalent to parts per million, ppm)
- µg/l micrograms per liter (approx. equivalent to parts per billion, ppb)

**Analytes**

- CaCO3 calcium carbonate
- NO3 nitrate
- NO2 nitrite
- NVOC non-volatile organic carbon
- RSK-175M Method RSK-175M for Methane
- 310.1 EPA Method 310.1 for Total Alkalinity as CaCO3
- EPA Environmental Protection Agency
- 300.0 EPA Method 300.0 for NO3 and Sulfate
- 353.2 EPA Method 353.2 for NO2
- SM-4500SD Method SM-4500SD for Total Sulfide
- 415.1 EPA Method 415.1 for NVOC
- SM-3500-FeE Method SM-3500-FeD for Iron (II) Species
- 6010B EPA Method 6010B for Dissolved Iron and Total Manganese

**Notes**

- A01 PQL's and MDL's are raised due to sample dilution.
- PQL practical quantitation limit
- MDL method detection limit
- A10 PQL's and MDL's were raised due to matrix interference.



ARCADIS

**Attachment A**

Field Data Sheets and General Procedures



# GETTLER-RYAN INC.



## TRANSMITTAL

October 24, 2014  
G-R #385639

TO: Ms. Katherine Brandt  
Arcadis  
2000 Powell Street, 7<sup>th</sup> Floor  
Emeryville, CA 94608

FROM: Deanna L. Harding  
Project Coordinator  
Gettler-Ryan Inc.  
6805 Sierra Court, Suite G  
Dublin, California 94568

RE: **Chevron Facility**  
**#351638/7124**  
**10151 International Boulevard**  
**Oakland, California**

WE HAVE ENCLOSED THE FOLLOWING:

COPIES	DESCRIPTION
VIA PDF	Groundwater Monitoring and Sampling Data Package Second Semi-Annual Event of October 15, 2014

### COMMENTS:

Pursuant to your request, we are providing you with copies of the above referenced data for your use.

Please provide us the updated historical data prior to the next monitoring and sampling event for our field use.

Please feel free to contact me if you have any comments/questions.

trans/351638 7124



## STANDARD OPERATING PROCEDURE - GROUNDWATER SAMPLING

Gettler-Ryan Inc. (GR) field personnel adhere to the following procedures for the collection and handling of groundwater samples prior to analysis by the analytical laboratory. All work is performed in accordance with the GR Health & Safety Plan and all client-specific programs. The scope of work and type of analysis to be performed is determined prior to commencing field work.

Prior to sampling, the presence or absence of free-phase hydrocarbons is determined using an interface probe. Product thickness, if present, is measured to the nearest 0.01 foot and is noted in the field notes. In addition, all depth to water level measurements are collected with a static water level indicator and are also recorded in the field notes, prior to purging and sampling any wells.

After water levels are collected and prior to sampling, if purging is to occur, each well is purged a minimum of three well casing volumes of water using pre-cleaned pumps (stack, peristaltic or Grundfos), or disposable bailers. Temperature, pH and electrical conductivity are measured a minimum of three times during the purging (additional parameters such as dissolved oxygen, oxidation reduction potential, turbidity may also be measured, depending on specific scope of work.). Purging continues until these parameters stabilize.

Groundwater samples are collected using disposable bailers. The water samples are transferred from the bailer into appropriate containers. Pre-preserved containers, supplied by analytical laboratories, are used. When pre-preserved containers are not available, the laboratory is instructed to preserve the sample as appropriate. Duplicate samples are collected for the laboratory to use in maintaining quality assurance/quality control standards, as directed by the scope of work. The samples are labeled to include the job number, sample identification, collection date and time, analysis, preservation (if any), and the sample collector's initials. The water samples are placed in a cooler, maintained at 4°C for transport to the laboratory. Once collected in the field, all samples are maintained under chain of custody until delivered to the laboratory.

The chain of custody document includes the job number, type of preservation, if any, analysis requested, sample identification, date and time collected, and the sample collector's name. The chain of custody is signed and dated (including time of transfer) by each person who receives or surrenders the samples, beginning with the field personnel and ending with the laboratory personnel.

A laboratory supplied trip blank accompanies each sampling set. The trip blank is analyzed for some or all of the same compounds as the groundwater samples.

As requested by Chevron Environmental Management Company, the purge water and decontamination water generated during sampling activities is transported by Clean Harbors Environmental Services to Seaport Environmental located in Redwood City, California.





# GETTLER-RYAN INC.

## WELL MONITORING/SAMPLING FIELD DATA SHEET

00

Client/Facility#: Chevron #351638 / 7124  
Site Address: 10151 International Blvd.  
City: Oakland, CA

Job Number: 385639  
Event Date: 10-15-14 (inclusive)  
Sampler: AW

Well ID: MW-1  
Well Diameter: 4 in.  
Total Depth: 29.84 ft.  
Depth to Water: 18.29 ft.  
11.55 xVF = .66 = 7.62

Date Monitored: 10-15-14

Volume	3/4"= 0.02	1"= 0.04	2"= 0.17	3"= 0.38
Factor (VF)	4"= 0.66	5"= 1.02	6"= 1.50	12"= 5.80

Check if water column is less than 0.50 ft.

x3 case volume = Estimated Purge Volume: 23.0 gal.

Depth to Water w/ 80% Recharge [(Height of Water Column x 0.20) + DTW]: 20.60

### Purge Equipment:

Disposable Bailer \_\_\_\_\_  
Stainless Steel Bailer \_\_\_\_\_  
Stack Pump ✓  
Peristaltic Pump \_\_\_\_\_  
QED Bladder Pump \_\_\_\_\_  
Other: \_\_\_\_\_

### Sampling Equipment:

Disposable Bailer ✓  
Pressure Bailer \_\_\_\_\_  
Metal Filters \_\_\_\_\_  
Peristaltic Pump \_\_\_\_\_  
QED Bladder Pump \_\_\_\_\_  
Other: \_\_\_\_\_

Time Started: \_\_\_\_\_ (2400 hrs)  
Time Completed: \_\_\_\_\_ (2400 hrs)  
Depth to Product: \_\_\_\_\_ ft  
Depth to Water: \_\_\_\_\_ ft  
Hydrocarbon Thickness: \_\_\_\_\_ ft  
Visual Confirmation/Description: \_\_\_\_\_  
Skimmer / Absorbant Sock (circle one)  
Amt Removed from Skimmer: \_\_\_\_\_ ltr  
Amt Removed from Well: \_\_\_\_\_ ltr  
Water Removed: \_\_\_\_\_ ltr

Start Time (purge): 0630  
Sample Time/Date: 0710 / 10-15-14  
Approx. Flow Rate: 1-2 gpm.  
Did well de-water? N If yes, Time: \_\_\_\_\_ Volume: \_\_\_\_\_ gal.

Weather Conditions: Dark  
Water Color: Cloudy Odor: Y 10  
Sediment Description: Cloudy  
DTW @ Sampling: 20.29

Time (2400 hr.)	Volume (gal.)	pH	Conductivity (µS/cm)	Temperature (°F)	D.O. (mg/L)	ORP (mV)
<u>0634</u>	<u>8.0</u>	<u>7.44</u>	<u>496</u>	<u>18.9</u>	<u>PRE: 1.2</u>	<u>PRE: 122</u>
<u>0638</u>	<u>16.0</u>	<u>7.41</u>	<u>524</u>	<u>19.2</u>		
<u>0642</u>	<u>23.0</u>	<u>7.28</u>	<u>555</u>	<u>19.4</u>	<u>POST: 1.4</u>	<u>POST: 152</u>

### LABORATORY INFORMATION

SAMPLE ID	(#) CONTAINER	REFRIG.	PRESERV. TYPE	LABORATORY	ANALYSES
MW-1	6 x vov vial	YES	HCL	BC LABS	TPH-GRO(8015)/BTX+MTBE(8260)/8 OXYS(8260)
	1 x 1 liter poly	YES	NP	BC LABS	NITRATE/NITRITE/SULFATE/ALKALINITY/DISSOLVED IRON
	1 x 500ml poly	YES	ZnAc	BC LABS	SULFIDE(376.2)
	1 x 500ml amber	YES	H2SO4	BC LABS	TOC
	1 x 250ml poly	YES	HCL	BC LABS	FERROUS IRON
	1 x 500ml poly	YES	HNO3	BC LABS	TOTAL MANGANESE
	2 x vov vial	YES	NP	BC LABS	METHANE

### COMMENTS:

Add/Replaced Gasket: \_\_\_\_\_ Add/Replaced Bolt: \_\_\_\_\_ Add/Replaced Lock: \_\_\_\_\_ Add/Replaced Plug: \_\_\_\_\_



# GETTLER-RYAN INC.

## WELL MONITORING/SAMPLING FIELD DATA SHEET

Client/Facility#: Chevron #351638 / 7124  
 Site Address: 10151 International Blvd.  
 City: Oakland, CA

Job Number: 385639  
 Event Date: 10-15-14 (inclusive)  
 Sampler: AW

Well ID: MW-2  
 Well Diameter: 4 in.  
 Total Depth: 25.26 ft.  
 Depth to Water: 19.31 ft.  
5.95 xVF = 0.66 = 3.92

Date Monitored: 10-15-14

Volume	3/4"= 0.02	1"= 0.04	2"= 0.17	3"= 0.38
Factor (VF)	4"= 0.66	5"= 1.02	6"= 1.50	12"= 5.80

Check if water column is less than 0.50 ft.

x3 case volume = Estimated Purge Volume: 12.0 gal.

Depth to Water w/ 80% Recharge [(Height of Water Column x 0.20) + DTW]: 20.50

### Purge Equipment:

Disposable Bailer \_\_\_\_\_  
 Stainless Steel Bailer \_\_\_\_\_  
 Stack Pump ✓  
 Peristaltic Pump \_\_\_\_\_  
 QED Bladder Pump \_\_\_\_\_  
 Other: \_\_\_\_\_

### Sampling Equipment:

Disposable Bailer ✓  
 Pressure Bailer \_\_\_\_\_  
 Metal Filters \_\_\_\_\_  
 Peristaltic Pump \_\_\_\_\_  
 QED Bladder Pump \_\_\_\_\_  
 Other: \_\_\_\_\_

Time Started: \_\_\_\_\_ (2400 hrs)  
 Time Completed: \_\_\_\_\_ (2400 hrs)  
 Depth to Product: \_\_\_\_\_ ft  
 Depth to Water: \_\_\_\_\_ ft  
 Hydrocarbon Thickness: \_\_\_\_\_ ft  
 Visual Confirmation/Description: \_\_\_\_\_  
 Skimmer / Absorbant Sock (circle one)  
 Amt Removed from Skimmer: \_\_\_\_\_ ltr  
 Amt Removed from Well: \_\_\_\_\_ ltr  
 Water Removed: \_\_\_\_\_ ltr

Start Time (purge): 0820 Weather Conditions: Cloudy  
 Sample Time/Date: 0855 / 10-15-14 Water Color: Cloudy Odor: Y 10  
 Approx. Flow Rate: 1.0 gpm. Sediment Description: Cloudy  
 Did well de-water? N If yes, Time: \_\_\_\_\_ Volume: \_\_\_\_\_ gal. DTW @ Sampling: 20.19

Time (2400 hr.)	Volume (gal.)	pH	Conductivity (mS/cm)	Temperature (°F)	D.O. (mg/L)	ORP (mV)
<u>0824</u>	<u>4.0</u>	<u>7.52</u>	<u>466</u>	<u>19.5</u>	PRE: <u>1.3</u>	PRE: <u>162</u>
<u>0828</u>	<u>8.0</u>	<u>7.56</u>	<u>488</u>	<u>19.9</u>		
<u>0832</u>	<u>12.0</u>	<u>7.60</u>	<u>504</u>	<u>20.3</u>	POST: <u>1.4</u>	POST: <u>177</u>

### LABORATORY INFORMATION

SAMPLE ID	(#) CONTAINER	REFRIG.	PRESERV. TYPE	LABORATORY	ANALYSES
<u>MW-2</u>	<u>6</u> x voa vial	YES	HCL	BC LABS	TPH-GRO(8015)/BTEX+MTBE(8260)/8 OXYS(8260)
	<u>1</u> x 1 liter poly	YES	NP	BC LABS	NITRATE/NITRITE/SULFATE/ALKALINITY/DISSOLVED IRON
	<u>1</u> x 500ml poly	YES	ZnAc	BC LABS	SULFIDE(376.2)
	<u>1</u> x 500ml amber	YES	H2SO4	BC LABS	TOC
	<u>1</u> x 250ml poly	YES	HCL	BC LABS	FERROUS IRON
	<u>1</u> x 500ml poly	YES	HNO3	BC LABS	TOTAL MANGANESE
	<u>2</u> x voa vial	YES	NP	BC LABS	METHANE

### COMMENTS:

Add/Replaced Gasket: \_\_\_\_\_ Add/Replaced Bolt: \_\_\_\_\_ Add/Replaced Lock: \_\_\_\_\_ Add/Replaced Plug: \_\_\_\_\_



# GETTLER-RYAN Inc.

## WELL MONITORING/SAMPLING FIELD DATA SHEET

Client/Facility#: Chevron #351638 / 7124  
 Site Address: 10151 International Blvd.  
 City: Oakland, CA

Job Number: 385639  
 Event Date: 10-15-14 (inclusive)  
 Sampler: AW

Well ID: MW-3  
 Well Diameter: 4 in.  
 Total Depth: 25.20 ft.  
 Depth to Water: 19.17 ft.  
6.03 xVF = .66 = 3.97

Date Monitored: 10-15-14

Volume Factor (VF)	3/4"= 0.02	1"= 0.04	2"= 0.17	3"= 0.38
	4"= 0.66	5"= 1.02	6"= 1.50	12"= 5.80

Check if water column is less than 0.50 ft.

x3 case volume = Estimated Purge Volume: 12.0 gal.

Depth to Water w/ 80% Recharge [(Height of Water Column x 0.20) + DTW]: 20.37

### Purge Equipment:

Disposable Bailer \_\_\_\_\_  
 Stainless Steel Bailer \_\_\_\_\_  
 Stack Pump  \_\_\_\_\_  
 Peristaltic Pump \_\_\_\_\_  
 QED Bladder Pump \_\_\_\_\_  
 Other: \_\_\_\_\_

### Sampling Equipment:

Disposable Bailer  \_\_\_\_\_  
 Pressure Bailer \_\_\_\_\_  
 Metal Filters \_\_\_\_\_  
 Peristaltic Pump \_\_\_\_\_  
 QED Bladder Pump \_\_\_\_\_  
 Other: \_\_\_\_\_

Time Started: \_\_\_\_\_ (2400 hrs)  
 Time Completed: \_\_\_\_\_ (2400 hrs)  
 Depth to Product: \_\_\_\_\_ ft  
 Depth to Water: \_\_\_\_\_ ft  
 Hydrocarbon Thickness: \_\_\_\_\_ ft  
 Visual Confirmation/Description: \_\_\_\_\_  
 Skimmer / Absorbant Sock (circle one)  
 Amt Removed from Skimmer: \_\_\_\_\_ ltr  
 Amt Removed from Well: \_\_\_\_\_ ltr  
 Water Removed: \_\_\_\_\_ ltr

Start Time (purge): 0910 Weather Conditions: Cloudy  
 Sample Time/Date: 0945 / 10-15-14 Water Color: Cloudy Odor: Y10  
 Approx. Flow Rate: 1.0 gpm. Sediment Description: Cloudy  
 Did well de-water? N If yes, Time: \_\_\_\_\_ Volume: \_\_\_\_\_ gal. DTW @ Sampling: 20.06

Time (2400 hr.)	Volume (gal.)	pH	Conductivity (mS / μmhos/cm)	Temperature (°C / °F)	D.O. (mg/L)	ORP (mV)
<u>0914</u>	<u>4.0</u>	<u>7.38</u>	<u>556</u>	<u>19.1</u>	<u>PRE: 1.2</u>	<u>PRE: 157</u>
<u>0918</u>	<u>8.0</u>	<u>7.34</u>	<u>603</u>	<u>19.5</u>		
<u>0922</u>	<u>12.0</u>	<u>7.31</u>	<u>623</u>	<u>19.5</u>	<u>POST: 1.4</u>	<u>POST: 116</u>

### LABORATORY INFORMATION

SAMPLE ID	(#) CONTAINER	REFRIG.	PRESERV. TYPE	LABORATORY	ANALYSES
<u>MW-3</u>	<u>6</u> x voa vial	YES	HCL	BC LABS	TPH-GRO(8015)/BTEX+MTBE(8260)/8 OXY(S)(8260)
	<u>1</u> x 1 liter poly	YES	NP	BC LABS	NITRATE/NITRITE/SULFATE/ALKALINITY/DISSOLVED IRON
	<u>1</u> x 500ml poly	YES	ZnAc	BC LABS	SULFIDE(376.2)
	<u>1</u> x 500ml amber	YES	H2SO4	BC LABS	TOC
	<u>1</u> x 250ml poly	YES	HCL	BC LABS	FERROUS IRON
	<u>1</u> x 500ml poly	YES	HNO3	BC LABS	TOTAL MANGANESE
	<u>2</u> x voa vial	YES	NP	BC LABS	METHANE

### COMMENTS:

Add/Replaced Gasket: \_\_\_\_\_ Add/Replaced Bolt: \_\_\_\_\_ Add/Replaced Lock: \_\_\_\_\_ Add/Replaced Plug: \_\_\_\_\_



# GETTLER-RYAN INC.

## WELL MONITORING/SAMPLING FIELD DATA SHEET

Client/Facility#: Chevron #351638 / 7124  
 Site Address: 10151 International Blvd.  
 City: Oakland, CA

Job Number: 385639  
 Event Date: 10-15-14 (inclusive)  
 Sampler: AW

Well ID: MW- 4  
 Well Diameter: 4 in.  
 Total Depth: 24.95 ft.  
 Depth to Water: 19.88 ft.  
5.07 xVF .66 = 3.34

Date Monitored: 10-15-14

Volume	3/4"= 0.02	1"= 0.04	2"= 0.17	3"= 0.38
Factor (VF)	4"= 0.66	5"= 1.02	6"= 1.50	12"= 5.80

Check if water column is less than 0.50 ft.

x3 case volume = Estimated Purge Volume: 10.0 gal.

Depth to Water w/ 80% Recharge [(Height of Water Column x 0.20) + DTW]: 20.89

### Purge Equipment:

Disposable Bailer \_\_\_\_\_  
 Stainless Steel Bailer \_\_\_\_\_  
 Stack Pump ✓  
 Peristaltic Pump \_\_\_\_\_  
 QED Bladder Pump \_\_\_\_\_  
 Other: \_\_\_\_\_

### Sampling Equipment:

Disposable Bailer ✓  
 Pressure Bailer \_\_\_\_\_  
 Metal Filters \_\_\_\_\_  
 Peristaltic Pump \_\_\_\_\_  
 QED Bladder Pump \_\_\_\_\_  
 Other: \_\_\_\_\_

Time Started:	_____ (2400 hrs)
Time Completed:	_____ (2400 hrs)
Depth to Product:	_____ ft
Depth to Water:	_____ ft
Hydrocarbon Thickness:	_____ ft
Visual Confirmation/Description:	_____
Skimmer / Absorbant Sock (circle one)	_____
Amt Removed from Skimmer:	_____ ltr
Amt Removed from Well:	_____ ltr
Water Removed:	_____ ltr

Start Time (purge): 0725  
 Sample Time/Date: 0805 / 10-15-14  
 Approx. Flow Rate: 1.0 gpm.  
 Did well de-water? N If yes, Time: \_\_\_\_\_ Volume: \_\_\_\_\_ gal.

Weather Conditions: Dawn.  
 Water Color: Cloudy Odor: Y 10  
 Sediment Description: Cloudy  
 DTW @ Sampling: 20.56

Time (2400 hr.)	Volume (gal.)	pH	Conductivity (µS/cm)	Temperature (°F)	D.O. (mg/L)	ORP (mV)
<u>0729</u>	<u>3.5</u>	<u>7.16</u>	<u>424</u>	<u>19.0</u>	PRE: <u>1.0</u>	PRE: <u>129</u>
<u>0733</u>	<u>7.0</u>	<u>7.23</u>	<u>461</u>	<u>19.3</u>	_____	_____
<u>0737</u>	<u>10.0</u>	<u>7.34</u>	<u>484</u>	<u>19.4</u>	POST: <u>1.3</u>	POST: <u>148</u>

### LABORATORY INFORMATION

SAMPLE ID	(#) CONTAINER	REFRIG.	PRESERV. TYPE	LABORATORY	ANALYSES
MW- 4	6 x voa vial	YES	HCL	BC LABS	TPH-GRO(8015)/BTEX+MTBE(8260)/8 OXYS(8260)
	1 x 1 liter poly	YES	NP	BC LABS	NITRATE/NITRITE/SULFATE/ALKALINITY/DISSOLVED IRON
	1 x 500ml poly	YES	ZnAc	BC LABS	SULFIDE(376.2)
	1 x 500ml amber	YES	H2SO4	BC LABS	TOC
	1 x 250ml poly	YES	HCL	BC LABS	FERROUS IRON
	1 x 500ml poly	YES	HNO3	BC LABS	TOTAL MANGANESE
	2 x voa vial	YES	NP	BC LABS	METHANE


### COMMENTS:

Add/Replaced Gasket: \_\_\_\_\_ Add/Replaced Bolt: \_\_\_\_\_ Add/Replaced Lock: \_\_\_\_\_ Add/Replaced Plug: \_\_\_\_\_

CHAIN OF CUSTODY FORM

Union Oil Company of California ■ 6101 Bollinger Canyon Road ■ San Ramon, CA 94583

COC 1 of 1

Union Oil Site ID: <u>7124</u>				Union Oil Consultant: <u>Arcadis</u>				ANALYSES REQUIRED																				
Site Global ID: <u>T0600173591</u>				Consultant Contact: <u>Katharine Bronitt</u>				TPH - Diesel by EPA 8015	TPH - G <u>(1-12)/4015</u>	BTEX/MTBE/OXYS by EPA 8260B	<u>METHANE</u>	EPA 8260B Full List with OXYS	<u>NITRATE / NITRITE / SULFATE</u>	<u>ALKALINITY / DISSOLVED IRON</u>	<u>SULFIDE (76.2)</u>	<u>TCC</u>	<u>FERRUS IRON</u>	<u>TOTAL MANGANESE</u>	Turnaround Time (TAT): Standard <input checked="" type="checkbox"/> 24 Hours <input type="checkbox"/> 48 Hours <input type="checkbox"/> 72 Hours <input type="checkbox"/>									
Site Address: <u>10151 International Blvd. Oakland CA</u>				Consultant Phone No.: <u>910-596-7675</u>															Special Instructions									
Union Oil PM: <u>Nicole Alvarado</u>				Sampling Company: <u>Gottler - Ryan Inc</u>																								
Union Oil PM Phone No.: <u>425-770-1912</u>				Sampled By (PRINT): <u>Alex Wong</u>				Notes / Comments																				
Charge Code: <u>NWRTB-0 35138-0-LAB</u>				Sampler Signature: 																								
This is a LEGAL document. ALL fields must be filled out CORRECTLY and COMPLETELY.				BC Laboratories, Inc. Project Manager: Molly Meyers 4100 Atlas Court, Bakersfield, CA 93308 Phone No. 661-327-4911																								
SAMPLE ID				Sample Time	# of Containers																							
Field Point Name	Matrix	DTW	Date (yymmdd)																									
<u>GA</u>	<u>W-S-A</u>		<u>141015</u>	<u>—</u>	<u>2</u>	<input checked="" type="checkbox"/>	<input checked="" type="checkbox"/>																					
<u>MW-1</u>	<u>W-S-A</u>		<u>↓</u>	<u>0710</u>	<u>13</u>	<input checked="" type="checkbox"/>	<input checked="" type="checkbox"/>	<input checked="" type="checkbox"/>	<input checked="" type="checkbox"/>	<input checked="" type="checkbox"/>	<input checked="" type="checkbox"/>	<input checked="" type="checkbox"/>	<input checked="" type="checkbox"/>	<input checked="" type="checkbox"/>	<input checked="" type="checkbox"/>	<input checked="" type="checkbox"/>	<input checked="" type="checkbox"/>	<input checked="" type="checkbox"/>	<input checked="" type="checkbox"/>									
<u>MW-2</u>	<u>W-S-A</u>		<u>↓</u>	<u>0845</u>	<u>15</u>	<input checked="" type="checkbox"/>	<input checked="" type="checkbox"/>	<input checked="" type="checkbox"/>	<input checked="" type="checkbox"/>	<input checked="" type="checkbox"/>	<input checked="" type="checkbox"/>	<input checked="" type="checkbox"/>	<input checked="" type="checkbox"/>	<input checked="" type="checkbox"/>	<input checked="" type="checkbox"/>	<input checked="" type="checkbox"/>	<input checked="" type="checkbox"/>	<input checked="" type="checkbox"/>	<input checked="" type="checkbox"/>									
<u>MW-3</u>	<u>W-S-A</u>		<u>↓</u>	<u>0945</u>	<u>13</u>	<input checked="" type="checkbox"/>	<input checked="" type="checkbox"/>	<input checked="" type="checkbox"/>	<input checked="" type="checkbox"/>	<input checked="" type="checkbox"/>	<input checked="" type="checkbox"/>	<input checked="" type="checkbox"/>	<input checked="" type="checkbox"/>	<input checked="" type="checkbox"/>	<input checked="" type="checkbox"/>	<input checked="" type="checkbox"/>	<input checked="" type="checkbox"/>	<input checked="" type="checkbox"/>	<input checked="" type="checkbox"/>									
<u>MW-4</u>	<u>W-S-A</u>		<u>↓</u>	<u>0805</u>	<u>13</u>	<input checked="" type="checkbox"/>	<input checked="" type="checkbox"/>	<input checked="" type="checkbox"/>	<input checked="" type="checkbox"/>	<input checked="" type="checkbox"/>	<input checked="" type="checkbox"/>	<input checked="" type="checkbox"/>	<input checked="" type="checkbox"/>	<input checked="" type="checkbox"/>	<input checked="" type="checkbox"/>	<input checked="" type="checkbox"/>	<input checked="" type="checkbox"/>	<input checked="" type="checkbox"/>	<input checked="" type="checkbox"/>									
	<u>W-S-A</u>																											
	<u>W-S-A</u>																											
	<u>W-S-A</u>																											
	<u>W-S-A</u>																											
	<u>W-S-A</u>																											
	<u>W-S-A</u>																											
Relinquished By <u>[Signature]</u> Company <u>Gottler Ryan</u> Date / Time: <u>10-15-14 / 1055</u>				Relinquished By <u>[Signature]</u> Company <u>OR office</u> Date / Time: <u>10-15-14 / 1055</u>				Relinquished By <u>[Signature]</u> Company <u>[Signature]</u> Date / Time: <u>[Signature]</u>																				
Received By <u>[Signature]</u> Company <u>[Signature]</u> Date / Time: <u>10-15-14 / 1300</u>				Received By <u>[Signature]</u> Company <u>DeLab</u> Date / Time: <u>10-15-14 / 1300</u>				Received By <u>[Signature]</u> Company <u>[Signature]</u> Date / Time: <u>[Signature]</u>																				

ARCADIS

**Attachment B**

Historical Groundwater Results from TRC

**Table 2  
HISTORIC FLUID LEVELS AND SELECTED ANALYTICAL RESULTS**

**76 Station 7124**

Date Sampled	TOC Elevation (feet)	Depth to Water (feet)	LPH Thickness (feet)	Ground-Water Elevation (feet)	Change in Elevation (feet)	TPH-G 8015 (µg/l)	TPH-G (GC/MS) (µg/l)	Benzene (µg/l)	Toluene (µg/l)	Ethyl-benzene (µg/l)	Total Xylenes (µg/l)	MTBE (8021B) (µg/l)	MTBE (8260B) (µg/l)	Comments
<b>MW-1</b>														
4/8/2002	37.37	14.27	0.00	23.10	--	ND<50	--	ND<0.50	ND<0.50	ND<0.50	ND<0.50	ND<2.5	ND<2.0	
7/28/2002	37.37	15.88	0.00	21.49	-1.61	--	ND<50	ND<0.50	ND<0.50	ND<0.50	ND<1.0	--	ND<2.0	
11/3/2002	37.37	16.75	0.00	20.62	-0.87	--	ND<50	ND<0.50	ND<0.50	ND<0.50	ND<1.0	--	ND<2.0	
1/24/2003	37.37	13.94	0.00	23.43	2.81	--	ND<50	ND<0.50	ND<0.50	ND<0.50	ND<1.0	--	ND<2.0	
4/2/2003	37.37	14.99	0.00	22.38	-1.05	--	460	ND<0.50	ND<0.50	ND<0.50	ND<1.0	--	ND<2.0	
7/1/2003	37.37	15.48	0.00	21.89	-0.49	--	ND<50	ND<0.50	ND<0.50	ND<0.50	ND<1.0	--	ND<2.0	
10/2/2003	37.37	16.68	0.00	20.69	-1.20	--	ND<50	ND<0.50	ND<0.50	ND<0.50	ND<1.0	--	ND<2.0	
1/9/2004	37.37	13.79	0.00	23.58	2.89	--	ND<50	ND<0.50	ND<0.50	ND<0.50	ND<1	--	ND<2	
4/26/2004	37.37	15.21	0.00	22.16	-1.42	--	ND<50	ND<0.50	ND<0.50	ND<0.50	ND<1.0	--	ND<0.50	
7/22/2004	37.37	16.43	0.00	20.94	-1.22	--	ND<50	ND<0.50	ND<0.50	ND<0.50	ND<1.0	--	ND<0.50	
10/29/2004	37.37	16.14	0.00	21.23	0.29	--	ND<50	ND<0.50	ND<0.50	ND<0.50	ND<1.0	--	ND<0.51	
1/12/2005	37.37	12.83	0.00	24.54	3.31	--	ND<50	ND<0.50	ND<0.50	ND<0.50	ND<1.0	--	ND<0.52	
6/20/2005	37.37	14.38	0.00	22.99	-1.55	--	ND<50	ND<0.50	ND<0.50	ND<0.50	ND<1.0	--	ND<0.53	
9/23/2005	37.37	15.92	0.00	21.45	-1.54	--	ND<50	ND<0.50	ND<0.50	ND<0.50	ND<1.0	--	ND<0.54	
12/13/2005	37.37	16.09	0.00	21.28	-0.17	--	ND<50	ND<0.50	ND<0.50	ND<0.50	ND<1.0	--	ND<0.55	
3/24/2006	37.37	11.85	0.00	25.52	4.24	--	ND<50	ND<0.50	ND<0.50	ND<0.50	ND<1.0	--	ND<0.56	
5/30/2006	37.37	13.30	0.00	24.07	-1.45	--	ND<50	ND<0.50	ND<0.50	ND<0.50	ND<1.0	--	ND<0.57	
8/22/2006	37.37	15.11	0.00	22.26	-1.81	--	ND<50	ND<0.50	ND<0.50	ND<0.50	ND<0.50	--	ND<0.58	
10/31/2006	37.37	16.11	0.00	21.26	-1.00	--	ND<50	ND<0.50	ND<0.50	ND<0.50	ND<0.50	--	ND<0.59	
1/12/2007	37.37	15.55	0.00	21.82	0.56	--	ND<50	ND<0.50	ND<0.50	ND<0.50	ND<0.50	--	ND<0.60	
4/4/2007	37.37	15.31	0.00	22.06	0.24	--	ND<50	ND<0.50	ND<0.50	ND<0.50	ND<0.50	--	ND<0.61	
7/5/2007	37.37	16.21	0.00	21.16	-0.90	--	ND<50	ND<0.50	ND<0.50	ND<0.50	ND<0.50	--	ND<0.62	
10/1/2007	37.37	17.13	0.00	20.24	-0.92	--	ND<50	ND<0.50	ND<0.50	ND<0.50	ND<0.50	--	ND<0.63	
1/11/2008	37.37	14.48	0.00	22.89	2.65	--	ND<50	ND<0.50	ND<0.50	ND<0.50	ND<1.0	--	ND<0.64	
4/4/2008	37.37	16.17	0.00	21.20	-1.69	--	ND<50	ND<0.50	ND<0.50	ND<0.50	ND<1.0	--	ND<0.65	Gauged on 5-22-08
7/2/2008	37.37	16.70	0.00	20.67	-0.53	--	ND<50	ND<0.50	ND<0.50	ND<0.50	ND<1.0	--	ND<0.66	
10/2/2008	37.37	17.50	0.00	19.87	-0.80	--	ND<50	ND<0.50	ND<0.50	ND<0.50	ND<1.0	--	ND<0.67	
1/14/2009	37.37	17.30	0.00	20.07	0.20	--	ND<50	ND<0.50	ND<0.50	ND<0.50	ND<1.0	--	ND<0.68	
4/16/2009	37.37	15.60	0.00	21.77	1.70	--	ND<50	ND<0.50	ND<0.50	ND<0.50	ND<1.0	--	ND<0.69	
7/16/2009	37.37	16.90	0.00	20.47	-1.30	--	ND<50	ND<0.50	ND<0.50	ND<0.50	ND<1.0	--	ND<0.70	
1/6/2010	37.37	16.35	0.00	21.02	0.55	--	ND<50	ND<0.50	ND<0.50	ND<0.50	ND<1.0	--	ND<0.71	
<b>MW-2</b>														
4/8/2002	37.87	15.86	0.00	22.01	--	4400	--	ND<2.5	ND<2.5	6.4	ND<2.5	380	490	
7/28/2002	37.87	17.28	0.00	20.59	-1.42	--	3200	ND<2.5	ND<2.5	ND<2.5	ND<5.0	--	170	
11/3/2002	37.87	18.03	0.00	19.84	-0.75	--	3800	ND<5.0	ND<5.0	ND<5.0	ND<10	--	72	
1/24/2003	37.87	15.59	0.00	22.28	2.44	--	410	ND<2.5	ND<2.5	ND<2.5	ND<5.0	--	490	
4/2/2003	37.87	16.50	0.00	21.37	-0.91	--	1000	ND<5.0	ND<5.0	ND<5.0	ND<10	--	180	
7/1/2003	37.87	16.94	0.00	20.93	-0.44	--	1900	ND<2.5	ND<2.5	ND<2.5	ND<5.0	--	120	
10/2/2003	37.87	17.93	0.00	19.94	-0.99	--	6900	ND<0.50	ND<0.50	ND<0.50	ND<1.0	--	32	
1/9/2004	37.87	15.42	0.00	22.45	2.51	--	1000	ND<2.5	ND<2.5	ND<2.5	ND<5.0	--	300	



**Table 2  
HISTORIC FLUID LEVELS AND SELECTED ANALYTICAL RESULTS**

**76 Station 7124**

Date Sampled	TOC Elevation (feet)	Depth to Water (feet)	LPH Thickness (feet)	Ground-Water Elevation (feet)	Change in Elevation (feet)	TPH-G 8015 (µg/l)	TPH-G (GC/MS) (µg/l)	Benzene (µg/l)	Toluene (µg/l)	Ethyl-benzene (µg/l)	Total Xylenes (µg/l)	MTBE (8021B) (µg/l)	MTBE (8260B) (µg/l)	Comments
4/26/2004	37.87	--	--	--	--	--	--	--	--	--	--	--	--	Covered with asphalt
7/22/2004	37.87	--	--	--	--	--	--	--	--	--	--	--	--	Covered with asphalt
10/29/2004	37.87	--	0.00	--	--	--	--	--	--	--	--	--	--	Well is paved over.
1/12/2005	37.87	--	--	--	--	--	--	--	--	--	--	--	--	Well was paved over.
6/20/2005	37.87	15.94	0.00	21.93	--	--	120	ND<0.50	ND<0.50	ND<0.50	ND<1.0	--	46	
9/23/2005	37.87	17.29	0.00	20.58	-1.35	--	120	ND<0.50	ND<0.50	ND<0.50	ND<1.0	--	10	
12/13/2005	37.87	17.41	0.00	20.46	-0.12	--	ND<50	ND<0.50	ND<0.50	ND<0.50	ND<1.0	--	11	
3/24/2006	37.87	13.77	0.00	24.10	3.64	--	190	ND<0.50	ND<0.50	ND<0.50	ND<1.0	--	15	
5/30/2006	37.87	15.16	0.00	22.71	-1.39	--	120	ND<0.50	ND<0.50	ND<0.50	ND<1.0	--	6.6	
8/22/2006	37.87	16.49	0.00	21.38	-1.33	--	81	ND<0.50	ND<0.50	ND<0.50	ND<0.50	--	3.0	
10/31/2006	37.87	17.15	0.00	20.72	-0.66	--	93	ND<0.50	ND<0.50	ND<0.50	ND<0.50	--	2.0	
1/12/2007	37.87	17.07	0.00	20.80	0.08	--	230	ND<0.50	ND<0.50	ND<0.50	ND<0.50	--	4.3	
4/4/2007	37.87	17.84	0.00	20.03	-0.77	--	110	ND<0.50	ND<0.50	ND<0.50	ND<0.50	--	2.5	
7/5/2007	37.87	17.51	0.00	20.36	0.33	--	150	ND<0.50	ND<0.50	ND<0.50	ND<0.50	--	2.6	
10/1/2007	37.87	18.25	0.00	19.62	-0.74	--	160	ND<0.50	ND<0.50	ND<0.50	ND<0.50	--	2.0	
1/11/2008	37.87	16.80	0.00	21.07	1.45	--	130	ND<0.50	ND<0.50	ND<0.50	ND<1.0	--	7.7	
5/22/2008	37.87	17.46	0.00	20.41	-0.66	--	140	ND<0.50	ND<0.50	ND<0.50	ND<1.0	--	4.2	Gauged and sampled on 5-22-08
7/2/2008	37.87	17.94	0.00	19.93	-0.48	--	75	ND<0.50	ND<0.50	ND<0.50	ND<1.0	--	2.4	
10/2/2008	37.87	18.65	0.00	19.22	-0.71	--	130	ND<0.50	ND<0.50	ND<0.50	ND<1.0	--	2.1	
1/14/2009	37.87	18.40	0.00	19.47	0.25	--	66	ND<0.50	ND<0.50	ND<0.50	ND<1.0	--	2.5	
4/16/2009	37.87	16.94	0.00	20.93	1.46	--	93	ND<0.50	ND<0.50	ND<0.50	ND<1.0	--	3.2	
7/16/2009	37.87	18.15	0.00	19.72	-1.21	--	92	ND<0.50	ND<0.50	ND<0.50	ND<1.0	--	1.6	
1/6/2010	37.87	17.68	0.00	20.19	0.47	--	150	ND<0.50	ND<0.50	ND<0.50	ND<1.0	--	2.0	
<b>MW-3</b>														
4/8/2002	37.72	15.86	0.00	21.86	--	8700	--	65	ND<25	400	ND<25	6500	8300	
7/28/2002	37.72	17.22	0.00	20.50	-1.36	--	4500	ND<25	ND<25	ND<25	ND<50	--	1100	
11/3/2002	37.72	17.90	0.00	19.82	-0.68	--	25000	ND<5.0	ND<5.0	25	ND<10	--	470	
1/24/2003	37.72	15.57	0.00	22.15	2.33	--	6000	ND<25	ND<25	94	ND<50	--	10000	
4/2/2003	37.72	16.45	0.00	21.27	-0.88	--	130000	ND<100	ND<100	ND<100	ND<200	--	4400	
7/1/2003	37.72	16.88	0.00	20.84	-0.43	--	9400	ND<10	ND<10	ND<10	ND<20	--	2200	
10/2/2003	37.72	17.85	0.00	19.87	-0.97	--	73000	ND<50	ND<50	ND<50	ND<100	--	460	
1/9/2004	37.72	15.31	0.00	22.41	2.54	--	8700	ND<25	ND<25	98	ND<50	--	3800	
4/26/2004	37.72	16.62	0.00	21.10	-1.31	--	6700	ND<25	ND<25	ND<25	ND<50	--	3900	
7/22/2004	37.72	17.62	0.00	20.10	-1.00	--	13000	ND<25	ND<25	ND<25	ND<50	--	980	
10/29/2004	37.72	17.29	0.00	20.43	0.33	--	4600	ND<5.0	ND<5.0	13	ND<10	--	640	
1/12/2005	37.72	14.64	0.00	23.08	2.65	--	6100	0.88	0.99	30	2.2	--	6900	
6/20/2005	37.72	15.91	0.00	21.81	-1.27	--	1900	ND<0.50	0.21J	0.52	0.46J	--	960	
9/23/2005	37.72	17.20	0.00	20.52	-1.29	--	2400	ND<0.50	ND<0.50	ND<0.50	ND<1.0	--	160	
12/13/2005	37.72	17.32	0.00	20.40	-0.12	--	2100	ND<2.5	ND<2.5	ND<2.5	ND<5.0	--	340	
3/24/2006	37.72	13.86	0.00	23.86	3.46	--	2200	ND<5.0	ND<5.0	ND<5.0	ND<10	--	970	
5/30/2006	37.72	15.69	0.00	22.03	-1.83	--	1500	ND<12	ND<12	ND<12	ND<25	--	760	

**Table 2  
HISTORIC FLUID LEVELS AND SELECTED ANALYTICAL RESULTS**

**76 Station 7124**

Date Sampled	TOC Elevation (feet)	Depth to Water (feet)	LPH Thickness (feet)	Ground-Water Elevation (feet)	Change in Elevation (feet)	TPH-G 8015 (µg/l)	TPH-G (GC/MS) (µg/l)	Benzene (µg/l)	Toluene (µg/l)	Ethyl-benzene (µg/l)	Total Xylenes (µg/l)	MTBE (8021B) (µg/l)	MTBE (8260B) (µg/l)	Comments
8/22/2006	37.72	16.51	0.00	21.21	-0.82	--	1900	ND<0.50	ND<0.50	ND<0.50	ND<0.50	--	160	
10/31/2006	37.72	17.36	0.00	20.36	-0.85	--	2200	ND<0.50	ND<0.50	ND<0.50	ND<0.50	--	58	
1/12/2007	37.72	16.85	0.00	20.87	0.51	--	2600	ND<0.50	ND<0.50	ND<0.50	ND<0.50	--	680	
4/4/2007	37.72	16.62	0.00	21.10	0.23	--	1700	ND<0.50	ND<0.50	ND<0.50	ND<0.50	--	650	
7/5/2007	37.72	17.42	0.00	20.30	-0.80	--	2400	ND<0.50	ND<0.50	ND<0.50	ND<0.50	--	160	
10/1/2007	37.72	18.16	0.00	19.56	-0.74	--	1700	ND<1.0	ND<1.0	ND<1.0	ND<1.0	--	87	
1/11/2008	37.72	15.84	0.00	21.88	2.32	--	2200	ND<0.50	ND<0.50	1.6	ND<1.0	--	1300	
4/4/2008	37.72	17.30	0.00	20.42	-1.46	--	1600	ND<1.0	ND<1.0	ND<1.0	ND<2.0	--	470	Gauged on 5-22-08
7/2/2008	37.72	17.84	0.00	19.88	-0.54	--	1200	ND<0.50	ND<0.50	ND<0.50	ND<1.0	--	91	
10/2/2008	37.72	18.50	0.00	19.22	-0.66	--	2100	ND<0.50	ND<0.50	ND<0.50	ND<1.0	--	84	
1/14/2009	37.72	18.33	0.00	19.39	0.17	--	2000	ND<0.50	ND<0.50	ND<0.50	ND<1.0	--	320	
4/16/2009	37.72	16.92	0.00	20.80	1.41	--	1800	ND<2.5	ND<2.5	ND<2.5	ND<5.0	--	560	
7/16/2009	37.72	18.05	0.00	19.67	-1.13	--	1900	ND<5.0	ND<5.0	ND<5.0	ND<10	--	100	
1/6/2010	37.72	17.65	0.00	20.07	0.40	--	2200	ND<0.50	ND<0.50	ND<0.50	ND<1.0	--	1300	
<b>MW-4</b>														
4/8/2002	38.36	16.59	0.00	21.77	--	13000	--	ND<5.0	ND<5.0	28	ND<5.0	790	980	
7/28/2002	38.36	17.93	0.00	20.43	-1.34	--	18000	ND<2.5	ND<2.5	ND<2.5	ND<5.0	--	170	
11/3/2002	38.36	18.66	0.00	19.70	-0.73	--	220	ND<0.50	ND<0.50	ND<0.50	ND<1.0	--	5.7	
1/24/2003	38.36	16.27	0.00	22.09	2.39	--	ND<1000	ND<10	ND<10	ND<10	ND<20	--	1000	
4/2/2003	38.36	17.19	0.00	21.17	-0.92	--	130000	ND<100	ND<100	ND<100	ND<200	--	ND<400	
7/1/2003	38.36	17.61	0.00	20.75	-0.42	--	15000	ND<2.5	ND<2.5	ND<2.5	ND<5.0	--	170	
10/2/2003	38.36	18.58	0.00	19.78	-0.97	--	7100	ND<10	ND<10	ND<10	ND<20	--	70	
1/9/2004	38.36	16.15	0.00	22.21	2.43	--	18000	ND<10	ND<10	ND<10	ND<20	--	530	
4/26/2004	38.36	17.20	0.00	21.16	-1.05	--	6500	ND<10	ND<10	ND<10	ND<20	--	240	
7/22/2004	38.36	18.34	0.00	20.02	-1.14	--	18000	ND<10	ND<10	ND<10	ND<20	--	48	
10/29/2004	38.36	18.13	0.00	20.23	0.21	--	2700	ND<2.5	ND<2.5	ND<2.5	ND<5.0	--	76	
1/12/2005	38.36	15.22	0.00	23.14	2.91	--	1300	ND<0.50	ND<0.50	ND<0.50	ND<1.0	--	620	
6/20/2005	38.36	16.63	0.00	21.73	-1.41	--	980	ND<0.50	ND<0.50	ND<0.50	ND<1.0	--	110	
9/23/2005	38.36	17.93	0.00	20.43	-1.30	--	1500	ND<0.50	ND<0.50	ND<0.50	ND<1.0	--	34	
12/13/2005	38.36	18.04	0.00	20.32	-0.11	--	3900	ND<0.50	ND<0.50	ND<0.50	ND<1.0	--	36	
3/24/2006	38.36	14.48	0.00	23.88	3.56	--	1500	ND<12	ND<12	ND<12	ND<25	--	200	
5/30/2006	38.36	15.79	0.00	22.57	-1.31	--	1200	ND<2.5	ND<2.5	ND<2.5	ND<5.0	--	130	
8/22/2006	38.36	17.26	0.00	21.10	-1.47	--	980	ND<0.50	ND<0.50	ND<0.50	ND<0.50	--	33	
10/31/2006	38.36	18.08	0.00	20.28	-0.82	--	1300	ND<0.50	ND<0.50	ND<0.50	ND<0.50	--	10	
1/12/2007	38.36	17.57	0.00	20.79	0.51	--	820	ND<0.50	ND<0.50	ND<0.50	ND<0.50	--	28	
4/4/2007	38.36	17.40	0.00	20.96	0.17	--	460	ND<0.50	ND<0.50	ND<0.50	ND<0.50	--	41	
7/5/2007	38.36	18.02	0.00	20.34	-0.62	--	920	ND<0.50	ND<0.50	ND<0.50	ND<0.50	--	7.0	
10/1/2007	38.36	18.89	0.00	19.47	-0.87	--	560	ND<0.50	ND<0.50	ND<0.50	ND<0.50	--	3.0	
1/11/2008	38.36	16.56	0.00	21.80	2.33	--	340	ND<0.50	ND<0.50	ND<0.50	ND<1.0	--	21	
5/22/2008	38.36	18.10	0.00	20.26	-1.54	--	520	ND<0.50	ND<0.50	ND<0.50	ND<1.0	--	5.6	Gauged and sampled on 5-22-08
7/2/2008	38.36	18.55	0.00	19.81	-0.45	--	340	ND<0.50	ND<0.50	ND<0.50	ND<1.0	--	3.3	

**Table 2**  
**HISTORIC FLUID LEVELS AND SELECTED ANALYTICAL RESULTS**

**76 Station 7124**

Date Sampled	TOC Elevation (feet)	Depth to Water (feet)	LPH Thickness (feet)	Ground- Water Elevation (feet)	Change in Elevation (feet)	TPH-G 8015 (µg/l)	TPH-G (GC/MS) (µg/l)	Benzene (µg/l)	Toluene (µg/l)	Ethyl- benzene (µg/l)	Total Xylenes (µg/l)	MTBE (8021B) (µg/l)	MTBE (8260B) (µg/l)	Comments
10/2/2008	38.36	19.25	0.00	19.11	-0.70	--	790	ND<0.50	ND<0.50	ND<0.50	ND<1.0	--	2.4	
1/14/2009	38.36	19.10	0.00	19.26	0.15	--	430	ND<0.50	ND<0.50	ND<0.50	ND<1.0	--	2.4	
4/16/2009	38.36	17.61	0.00	20.75	1.49	--	390	ND<0.50	ND<0.50	ND<0.50	ND<1.0	--	16	
7/16/2009	38.36	18.70	0.00	19.66	-1.09	--	310	ND<0.50	ND<0.50	ND<0.50	ND<1.0	--	3.2	
1/6/2010	38.36	18.28	0.00	20.08	0.42	--	380	ND<0.50	ND<0.50	ND<0.50	ND<1.0	--	2.4	

**Table 2a**  
**ADDITIONAL HISTORIC ANALYTICAL RESULTS**

**76 Station 7124**

Date Sampled	TBA (µg/l)	Ethanol (8015B) (mg/l)	Ethanol (8260B) (µg/l)	Ethylene- dibromide (EDB) (µg/l)	1,2-DCA (EDC) (µg/l)	DIPE (µg/l)	ETBE (µg/l)	TAME (µg/l)	Comments
<b>MW-1</b>									
7/28/2002	ND<100	ND<500	--	ND<2.0	ND<2.0	ND<2.0	ND<2.0	ND<2.0	
11/3/2002	ND<100	ND<500	--	ND<2.0	ND<2.0	ND<2.0	ND<2.0	ND<2.0	
1/24/2003	ND<100	ND<500	--	ND<2.0	ND<2.0	ND<2.0	ND<2.0	ND<2.0	
4/2/2003	ND<100	ND<500	--	ND<2.0	ND<2.0	ND<2.0	ND<2.0	ND<2.0	
7/1/2003	ND<100	ND<500	--	ND<2.0	ND<2.0	ND<2.0	ND<2.0	ND<2.0	
10/2/2003	ND<100	--	ND<500	ND<2.0	ND<2.0	ND<2.0	ND<2.0	ND<2.0	
1/9/2004	ND<100	--	ND<500	ND<2	ND<2.0	ND<2	ND<2	ND<2	
4/26/2004	ND<5.0	--	ND<50	ND<0.50	ND<0.50	ND<1.0	ND<0.50	ND<0.50	
7/22/2004	ND<5.0	--	ND<50	ND<0.50	ND<0.50	ND<1.0	ND<0.50	ND<0.50	
10/29/2004	ND<5.0	--	ND<50	ND<0.50	ND<0.50	ND<1.0	ND<0.50	ND<0.50	
1/12/2005	ND<5.0	--	ND<50	ND<0.50	ND<0.50	ND<1.0	ND<0.50	ND<0.50	
6/20/2005	ND<10	--	ND<1000	ND<0.50	ND<0.50	ND<0.50	ND<0.50	ND<0.50	
9/23/2005	ND<10	--	ND<1000	ND<0.50	ND<0.50	ND<0.50	ND<0.50	ND<0.50	
12/13/2005	ND<10	--	ND<250	21.449999	ND<0.50	ND<0.50	ND<0.50	ND<0.50	
3/24/2006	ND<10	--	ND<250	ND<0.50	ND<0.50	ND<0.50	ND<0.50	ND<0.50	
5/30/2006	ND<10	--	ND<250	ND<0.50	ND<0.50	ND<0.50	ND<0.50	ND<0.50	
8/22/2006	ND<10	--	ND<250	ND<0.50	ND<0.50	ND<0.50	ND<0.50	ND<0.50	
10/31/2006	ND<10	--	ND<250	ND<0.50	ND<0.50	ND<0.50	ND<0.50	ND<0.50	
1/12/2007	ND<10	--	ND<250	ND<0.50	ND<0.50	ND<0.50	ND<0.50	ND<0.50	
4/4/2007	ND<10	--	ND<250	ND<0.50	ND<0.50	ND<0.50	ND<0.50	ND<0.50	
7/5/2007	ND<10	--	ND<250	ND<0.50	ND<0.50	ND<0.50	ND<0.50	ND<0.50	
10/1/2007	ND<10	--	ND<250	ND<0.50	ND<0.50	ND<0.50	ND<0.50	ND<0.50	
1/11/2008	ND<10	--	ND<250	ND<0.50	ND<0.50	ND<0.50	ND<0.50	ND<0.50	
4/4/2008	ND<10	--	ND<250	ND<0.50	ND<0.50	ND<0.50	ND<0.50	ND<0.50	
7/2/2008	ND<10	--	ND<250	ND<0.50	ND<0.50	ND<0.50	ND<0.50	ND<0.50	
10/2/2008	ND<10	--	ND<250	ND<0.50	ND<0.50	ND<0.50	ND<0.50	ND<0.50	
1/14/2009	ND<10	--	ND<250	ND<0.50	ND<0.50	ND<0.50	ND<0.50	ND<0.50	
4/16/2009	ND<10	--	ND<250	ND<0.50	ND<0.50	ND<0.50	ND<0.50	ND<0.50	
7/16/2009	ND<10	--	ND<250	ND<0.50	ND<0.50	ND<0.50	ND<0.50	ND<0.50	
1/6/2010	ND<10	--	ND<250	ND<0.50	ND<0.50	ND<0.50	ND<0.50	ND<0.50	
<b>MW-2</b>									
4/8/2002	ND<2000	ND<10000	--	ND<40	ND<40	ND<40	ND<40	ND<40	
7/28/2002	ND<500	ND<2500	--	ND<10	ND<10	ND<10	ND<10	ND<10	
11/3/2002	ND<1000	ND<5000	--	ND<20	ND<20	ND<20	ND<20	ND<20	

**Table 2a**  
**ADDITIONAL HISTORIC ANALYTICAL RESULTS**

**76 Station 7124**

Date Sampled	TBA (µg/l)	Ethanol (8015B) (mg/l)	Ethanol (8260B) (µg/l)	Ethylene- dibromide (EDB) (µg/l)	1,2-DCA (EDC) (µg/l)	DIPE (µg/l)	ETBE (µg/l)	TAME (µg/l)	Comments
1/24/2003	ND<500	ND<2500	--	ND<10	ND<10	ND<10	ND<10	ND<10	
4/2/2003	ND<1000	ND<5000	--	ND<20	ND<20	ND<20	ND<20	ND<20	
7/1/2003	ND<500	ND<2500	--	ND<10	ND<10	ND<10	ND<10	ND<10	
10/2/2003	ND<100	--	ND<500	ND<2.0	ND<2.0	ND<2.0	ND<2.0	ND<2.0	
1/9/2004	ND<500	--	ND<2500	ND<10	ND<10	ND<10	ND<10	ND<10	
6/20/2005	25	--	ND<1000	ND<0.50	ND<0.50	ND<0.50	ND<0.50	ND<0.50	
9/23/2005	ND<10	--	ND<1000	ND<0.50	ND<0.50	ND<0.50	ND<0.50	ND<0.50	
12/13/2005	ND<10	--	ND<250	ND<0.50	ND<0.50	ND<0.50	ND<0.50	ND<0.50	
3/24/2006	ND<10	--	ND<250	ND<0.50	ND<0.50	ND<0.50	ND<0.50	ND<0.50	
5/30/2006	ND<10	--	ND<250	ND<0.50	ND<0.50	ND<0.50	ND<0.50	ND<0.50	
8/22/2006	ND<10	--	ND<250	ND<0.50	ND<0.50	ND<0.50	ND<0.50	ND<0.50	
10/31/2006	ND<10	--	ND<250	ND<0.50	ND<0.50	ND<0.50	ND<0.50	ND<0.50	
1/12/2007	ND<10	--	ND<250	ND<0.50	ND<0.50	ND<0.50	ND<0.50	ND<0.50	
4/4/2007	ND<10	--	ND<250	ND<0.50	ND<0.50	ND<0.50	ND<0.50	ND<0.50	
7/5/2007	ND<10	--	ND<250	ND<0.50	ND<0.50	ND<0.50	ND<0.50	ND<0.50	
10/1/2007	ND<10	--	ND<250	ND<0.50	ND<0.50	ND<0.50	ND<0.50	ND<0.50	
1/11/2008	ND<10	--	ND<250	ND<0.50	ND<0.50	ND<0.50	ND<0.50	ND<0.50	
5/22/2008	ND<10	--	ND<250	ND<0.50	ND<0.50	ND<0.50	ND<0.50	ND<0.50	
7/2/2008	ND<10	--	ND<250	ND<0.50	ND<0.50	ND<0.50	ND<0.50	ND<0.50	
10/2/2008	ND<10	--	ND<250	ND<0.50	ND<0.50	ND<0.50	ND<0.50	ND<0.50	
1/14/2009	ND<10	--	ND<250	ND<0.50	ND<0.50	ND<0.50	ND<0.50	ND<0.50	
4/16/2009	ND<10	--	ND<250	ND<0.50	ND<0.50	ND<0.50	ND<0.50	ND<0.50	
7/16/2009	ND<10	--	ND<250	ND<0.50	ND<0.50	ND<0.50	ND<0.50	ND<0.50	
1/6/2010	ND<10	--	ND<250	ND<0.50	ND<0.50	ND<0.50	ND<0.50	ND<0.50	
<b>MW-3</b>									
10/2/2003	ND<10000	--	ND<50000	ND<200	ND<200	ND<200	ND<200	ND<200	
1/9/2004	ND<5000	--	ND<25000	ND<100	ND<100	ND<100	ND<100	ND<100	
4/26/2004	ND<250	--	ND<2500	ND<25	ND<25	ND<50	ND<25	ND<25	
7/22/2004	ND<250	--	ND<2500	ND<25	ND<25	ND<50	ND<25	ND<25	
10/29/2004	ND<50	--	ND<500	ND<5.0	ND<5.0	ND<10	ND<5.0	ND<5.0	
1/12/2005	1300	--	ND<2500	ND<25	ND<25	ND<50	ND<25	ND<25	
6/20/2005	39	--	ND<1000	ND<0.50	ND<0.50	ND<0.50	ND<0.50	0.31J	
9/23/2005	ND<10	--	ND<1000	ND<0.50	ND<0.50	ND<0.50	ND<0.50	ND<0.50	
12/13/2005	ND<50	--	ND<1200	ND<2.5	ND<2.5	ND<2.5	ND<2.5	ND<2.5	
3/24/2006	ND<100	--	ND<2500	ND<5.0	ND<5.0	ND<5.0	ND<5.0	ND<5.0	

**Table 2a**  
**ADDITIONAL HISTORIC ANALYTICAL RESULTS**

**76 Station 7124**

Date Sampled	TBA (µg/l)	Ethanol (8015B) (mg/l)	Ethanol (8260B) (µg/l)	Ethylene- dibromide (EDB) (µg/l)	1,2-DCA (EDC) (µg/l)	DIPE (µg/l)	ETBE (µg/l)	TAME (µg/l)	Comments
5/30/2006	ND<250	--	ND<6200	ND<12	ND<12	ND<12	ND<12	ND<12	
8/22/2006	ND<10	--	ND<250	ND<0.50	ND<0.50	ND<0.50	ND<0.50	ND<0.50	
10/31/2006	ND<10	--	ND<250	ND<0.50	ND<0.50	ND<0.50	ND<0.50	ND<0.50	
1/12/2007	43	--	ND<250	ND<0.50	ND<0.50	ND<0.50	ND<0.50	ND<0.50	
4/4/2007	130	--	ND<250	ND<0.50	ND<0.50	ND<0.50	ND<0.50	ND<0.50	
7/5/2007	ND<10	--	ND<250	ND<0.50	ND<0.50	ND<0.50	ND<0.50	ND<0.50	
10/1/2007	ND<20	--	ND<500	ND<1.0	ND<1.0	ND<1.0	ND<1.0	ND<1.0	
1/11/2008	ND<10	--	ND<250	ND<0.50	ND<0.50	ND<0.50	ND<0.50	ND<0.50	
4/4/2008	ND<20	--	ND<500	ND<1.0	ND<1.0	ND<1.0	ND<1.0	ND<1.0	
7/2/2008	ND<10	--	ND<250	ND<0.50	ND<0.50	ND<0.50	ND<0.50	ND<0.50	
10/2/2008	ND<10	--	ND<250	ND<0.50	ND<0.50	ND<0.50	ND<0.50	ND<0.50	
1/14/2009	ND<10	--	ND<250	ND<0.50	ND<0.50	ND<0.50	ND<0.50	ND<0.50	
4/16/2009	ND<50	--	ND<1200	ND<2.5	ND<2.5	ND<2.5	ND<2.5	ND<2.5	
7/16/2009	ND<100	--	ND<2500	ND<5.0	ND<5.0	ND<5.0	ND<5.0	ND<5.0	
1/6/2010	ND<10	--	ND<250	ND<0.50	ND<0.50	ND<0.50	ND<0.50	ND<0.50	
<b>MW-4</b>									
4/8/2002	ND<5000	ND<25000	--	ND<100	ND<100	ND<100	ND<100	ND<100	
7/28/2002	ND<500	ND<2500	--	ND<10	ND<10	ND<10	ND<10	ND<10	
11/3/2002	ND<100	ND<500	--	ND<2.0	ND<2.0	ND<2.0	ND<2.0	ND<2.0	
1/24/2003	ND<2000	ND<10000	--	ND<40	ND<40	ND<40	ND<40	ND<40	
4/2/2003	ND<20000	ND<100000	--	ND<400	ND<400	ND<400	ND<400	ND<400	
7/1/2003	ND<500	ND<2500	--	ND<10	ND<10	ND<10	ND<10	ND<10	
10/2/2003	ND<2000	--	ND<10000	ND<40	ND<40	ND<40	ND<40	ND<40	
1/9/2004	ND<2000	--	ND<10000	ND<40	ND<40	ND<40	ND<40	ND<40	
4/26/2004	430	--	ND<1000	ND<10	ND<10	ND<20	ND<10	ND<10	
7/22/2004	ND<100	--	ND<1000	ND<10	ND<10	ND<20	ND<10	ND<10	
10/29/2004	63	--	ND<250	ND<2.5	ND<2.5	ND<5.0	ND<2.5	ND<2.5	
1/12/2005	1300	--	ND<250	ND<10	ND<2.5	ND<5.0	ND<2.5	ND<2.5	
6/20/2005	580	--	ND<1000	ND<0.50	ND<0.50	ND<0.50	ND<0.50	ND<0.50	
9/23/2005	92	--	ND<1000	ND<0.50	ND<0.50	ND<0.50	ND<0.50	ND<0.50	
12/13/2005	50	--	ND<250	ND<0.50	ND<0.50	ND<0.50	ND<0.50	ND<0.50	
3/24/2006	1900	--	ND<6200	ND<12	ND<12	ND<12	ND<12	ND<12	
5/30/2006	ND<50	--	ND<1200	ND<2.5	ND<2.5	ND<2.5	ND<2.5	ND<2.5	
8/22/2006	150	--	ND<250	ND<0.50	ND<0.50	ND<0.50	ND<0.50	ND<0.50	
10/31/2006	43	--	ND<250	ND<0.50	ND<0.50	ND<0.50	ND<0.50	ND<0.50	

**Table 2a**  
**ADDITIONAL HISTORIC ANALYTICAL RESULTS**

**76 Station 7124**

Date Sampled	TBA (µg/l)	Ethanol (8015B) (mg/l)	Ethanol (8260B) (µg/l)	Ethylene- dibromide (EDB) (µg/l)	1,2-DCA (EDC) (µg/l)	DIPE (µg/l)	ETBE (µg/l)	TAME (µg/l)	Comments
1/12/2007	72	--	ND<250	ND<0.50	ND<0.50	ND<0.50	ND<0.50	ND<0.50	
4/4/2007	260	--	ND<250	ND<0.50	ND<0.50	ND<0.50	ND<0.50	ND<0.50	
7/5/2007	18	--	ND<250	ND<0.50	ND<0.50	ND<0.50	ND<0.50	ND<0.50	
10/1/2007	ND<10	--	ND<250	ND<0.50	ND<0.50	ND<0.50	ND<0.50	ND<0.50	
1/11/2008	140	--	ND<250	ND<0.50	ND<0.50	ND<0.50	ND<0.50	ND<0.50	
5/22/2008	52	--	ND<250	ND<0.50	ND<0.50	ND<0.50	ND<0.50	ND<0.50	
7/2/2008	15	--	ND<250	ND<0.50	ND<0.50	ND<0.50	ND<0.50	ND<0.50	
10/2/2008	ND<10	--	ND<250	ND<0.50	ND<0.50	ND<0.50	ND<0.50	ND<0.50	
1/14/2009	ND<10	--	ND<250	ND<0.50	ND<0.50	ND<0.50	ND<0.50	ND<0.50	
4/16/2009	170	--	ND<250	ND<0.50	ND<0.50	ND<0.50	ND<0.50	ND<0.50	
7/16/2009	20	--	ND<250	ND<0.50	ND<0.50	ND<0.50	ND<0.50	ND<0.50	
1/6/2010	ND<10	--	ND<250	ND<0.50	ND<0.50	ND<0.50	ND<0.50	ND<0.50	



ARCADIS

**Attachment C**

Laboratory Report and Chain-of-Custody Documentation



Date of Report: 10/30/2014

Kathy Brandt

Arcadis

2000 Powell Street 7th Floor  
Emeryville, CA 94608

Client Project: 351638  
BCL Project: 7124  
BCL Work Order: 1424519  
Invoice ID: B187462

Enclosed are the results of analyses for samples received by the laboratory on 10/15/2014. If you have any questions concerning this report, please feel free to contact me.

Sincerely,

Contact Person: Molly Meyers  
Client Service Rep

Authorized Signature

Certifications: CA ELAP #1186; NV #CA00014; OR ELAP #4032-001; AK UST101

*The results in this report apply to the samples analyzed in accordance with the chain of custody document. This analytical report must be reproduced in its entirety.*

All results listed in this report are for the exclusive use of the submitting party. BC Laboratories, Inc. assumes no responsibility for report alteration, separation, detachment or third party interpretation.



# Table of Contents

## Sample Information

Chain of Custody and Cooler Receipt form.....	3
Laboratory / Client Sample Cross Reference.....	5

## Sample Results

<b>1424519-01 - QA-W-141015</b>	
Volatile Organic Analysis (EPA Method 8260B).....	7
Purgeable Aromatics and Total Petroleum Hydrocarbons.....	8
<b>1424519-02 - MW-1-W-141015</b>	
Volatile Organic Analysis (EPA Method 8260B).....	9
Purgeable Aromatics and Total Petroleum Hydrocarbons.....	10
Gas Testing in Water.....	11
Water Analysis (General Chemistry).....	12
Metals Analysis.....	13
<b>1424519-03 - MW-2-W-141015</b>	
Volatile Organic Analysis (EPA Method 8260B).....	14
Purgeable Aromatics and Total Petroleum Hydrocarbons.....	15
Gas Testing in Water.....	16
Water Analysis (General Chemistry).....	17
Metals Analysis.....	18
<b>1424519-04 - MW-3-W-141015</b>	
Volatile Organic Analysis (EPA Method 8260B).....	19
Purgeable Aromatics and Total Petroleum Hydrocarbons.....	20
Gas Testing in Water.....	21
Water Analysis (General Chemistry).....	22
Metals Analysis.....	23
<b>1424519-05 - MW-4-W-141015</b>	
Volatile Organic Analysis (EPA Method 8260B).....	24
Purgeable Aromatics and Total Petroleum Hydrocarbons.....	25
Gas Testing in Water.....	26
Water Analysis (General Chemistry).....	27
Metals Analysis.....	28

## Quality Control Reports

<b>Volatile Organic Analysis (EPA Method 8260B)</b>	
Method Blank Analysis.....	29
Laboratory Control Sample.....	30
Precision and Accuracy.....	31
<b>Purgeable Aromatics and Total Petroleum Hydrocarbons</b>	
Method Blank Analysis.....	32
Laboratory Control Sample.....	33
Precision and Accuracy.....	34
<b>Gas Testing in Water</b>	
Method Blank Analysis.....	35
Laboratory Control Sample.....	36
<b>Water Analysis (General Chemistry)</b>	
Method Blank Analysis.....	37
Laboratory Control Sample.....	38
Precision and Accuracy.....	39
<b>Metals Analysis</b>	
Method Blank Analysis.....	40
Laboratory Control Sample.....	41
Precision and Accuracy.....	42

## Notes

Notes and Definitions.....	43
----------------------------	----

*The results in this report apply to the samples analyzed in accordance with the chain of custody document. This analytical report must be reproduced in its entirety.*

All results listed in this report are for the exclusive use of the submitting party. BC Laboratories, Inc. assumes no responsibility for report alteration, separation, detachment or third party interpretation.





Submission #: 14-24519

<b>SHIPPING INFORMATION</b> Federal Express <input type="checkbox"/> UPS <input type="checkbox"/> Hand Delivery <input type="checkbox"/> BC Lab Field Service <input checked="" type="checkbox"/> Other <input type="checkbox"/> (Specify) _____		<b>SHIPPING CONTAINER</b> Ice Chest <input checked="" type="checkbox"/> None <input type="checkbox"/> Box <input type="checkbox"/> Other <input type="checkbox"/> (Specify) _____	<b>FREE LIQUID</b> YES <input type="checkbox"/> NO <input type="checkbox"/>
Refrigerant: Ice <input checked="" type="checkbox"/> Blue Ice <input type="checkbox"/> None <input type="checkbox"/> Other <input type="checkbox"/> Comments: _____			
Custody Seals: Ice Chest <input type="checkbox"/> Containers <input type="checkbox"/> None <input checked="" type="checkbox"/> Comments: _____ <small>Intact? Yes <input type="checkbox"/> No <input type="checkbox"/></small>			
All samples received? Yes <input checked="" type="checkbox"/> No <input type="checkbox"/> All samples containers intact? Yes <input checked="" type="checkbox"/> No <input type="checkbox"/> Description(s) match COC? Yes <input checked="" type="checkbox"/> No <input type="checkbox"/>			
<b>COC Received</b> <input checked="" type="checkbox"/> YES <input type="checkbox"/> NO	Emissivity: <u>0.98</u> Container: <u>PE</u> Thermometer ID: <u>207</u> Temperature: (A) <u>0.5</u> °C (C) <u>0.1</u> °C	Date/Time: <u>10/16/14</u> <u>2340</u> Analyst Init: <u>11</u>	

SAMPLE CONTAINERS	SAMPLE NUMBERS									
	1	2	3	4	5	6	7	8	9	10
QT GENERAL MINERAL/ GENERAL		M	M	M	M					
PT PE UNPRESERVED										
QT INORGANIC CHEMICAL METALS										
PT INORGANIC CHEMICAL METALS		L	L	L	L					
PT CYANIDE										
PT NITROGEN FORMS										
PT TOTAL SULFIDE		K	K	K	K					
2oz. NITRATE /NITRITE										
PT TOTAL ORGANIC CARBON		I	I	I	I					
PT TOX										
PT CHEMICAL OXYGEN DEMAND										
PIA PHENOLICS										
40ml VOA VIAL TRAVEL BLANK	A, B									
40ml VOA VIAL		A>F	A>F	A>F	A>F					
QT EPA 413.1, 413.2, 418.1										
PT ODOR										
RADIOLOGICAL										
BACTERIOLOGICAL										
40ml VOA VIAL - <u>wrap</u>		G, H	G, H	G, H	G, H					
QT EPA 508/608/8080										
QT EPA 515.1/8150										
QT EPA 525										
QT EPA 525 TRAVEL BLANK										
40ml EPA 547										
40ml EPA 531.1										
8oz Amber EPA 548										
QT EPA 549										
QT EPA 632										
QT EPA 8015M										
QT AMBER										
8 OZ. JAR										
32 OZ. JAR										
SOIL SLEEVE										
PCB VIAL										
PLASTIC BAG										
FERROUS IRON		J	J	J	J					
ENCORE										
SMART KIT										
Summa Canister										

Comments: \_\_\_\_\_  
 Sample Numbering Completed By: [Signature] Date/Time: 10/16/14 1055  
 A = Actual / C = Corrected



Arcadis  
2000 Powell Street 7th Floor  
Emeryville, CA 94608

**Reported:** 10/30/2014 11:36  
**Project:** 7124  
**Project Number:** 351638  
**Project Manager:** Kathy Brandt

### Laboratory / Client Sample Cross Reference

Laboratory	Client Sample Information
------------	---------------------------

<b>1424519-01</b>	<b>COC Number:</b> --- <b>Project Number:</b> 7124 <b>Sampling Location:</b> --- <b>Sampling Point:</b> QA-W-141015 <b>Sampled By:</b> GRD	<b>Receive Date:</b> 10/15/2014 23:40 <b>Sampling Date:</b> 10/15/2014 00:00 <b>Sample Depth:</b> --- <b>Lab Matrix:</b> Water <b>Sample Type:</b> Trip Blank Delivery Work Order: Global ID: T0600173591 Location ID (FieldPoint): QA Matrix: W Sample QC Type (SACode): CS Cooler ID:
-------------------	--	---

<b>1424519-02</b>	<b>COC Number:</b> --- <b>Project Number:</b> 7124 <b>Sampling Location:</b> --- <b>Sampling Point:</b> MW-1-W-141015 <b>Sampled By:</b> GRD	<b>Receive Date:</b> 10/15/2014 23:40 <b>Sampling Date:</b> 10/15/2014 07:10 <b>Sample Depth:</b> --- <b>Lab Matrix:</b> Water <b>Sample Type:</b> Water Metal Analysis: 2-Lab Filtered and Acidified past 15 minute holding time Delivery Work Order: Global ID: T0600173591 Location ID (FieldPoint): MW-1 Matrix: W Sample QC Type (SACode): CS Cooler ID:
-------------------	--	---

<b>1424519-03</b>	<b>COC Number:</b> --- <b>Project Number:</b> 7124 <b>Sampling Location:</b> --- <b>Sampling Point:</b> MW-2-W-141015 <b>Sampled By:</b> GRD	<b>Receive Date:</b> 10/15/2014 23:40 <b>Sampling Date:</b> 10/15/2014 08:55 <b>Sample Depth:</b> --- <b>Lab Matrix:</b> Water <b>Sample Type:</b> Water Metal Analysis: 2-Lab Filtered and Acidified past 15 minute holding time Delivery Work Order: Global ID: T0600173591 Location ID (FieldPoint): MW-2 Matrix: W Sample QC Type (SACode): CS Cooler ID:
-------------------	--	---

*The results in this report apply to the samples analyzed in accordance with the chain of custody document. This analytical report must be reproduced in its entirety.*

All results listed in this report are for the exclusive use of the submitting party. BC Laboratories, Inc. assumes no responsibility for report alteration, separation, detachment or third party interpretation.



Arcadis  
2000 Powell Street 7th Floor  
Emeryville, CA 94608

**Reported:** 10/30/2014 11:36  
**Project:** 7124  
**Project Number:** 351638  
**Project Manager:** Kathy Brandt

### Laboratory / Client Sample Cross Reference

Laboratory	Client Sample Information
------------	---------------------------

<b>1424519-04</b>	<b>COC Number:</b> --- <b>Project Number:</b> 7124 <b>Sampling Location:</b> --- <b>Sampling Point:</b> MW-3-W-141015 <b>Sampled By:</b> GRD	<b>Receive Date:</b> 10/15/2014 23:40 <b>Sampling Date:</b> 10/15/2014 09:45 <b>Sample Depth:</b> --- <b>Lab Matrix:</b> Water <b>Sample Type:</b> Water Metal Analysis: 2-Lab Filtered and Acidified past 15 minute holding time Delivery Work Order: Global ID: T0600173591 Location ID (FieldPoint): MW-3 Matrix: W Sample QC Type (SACode): CS Cooler ID:
-------------------	--	--

<b>1424519-05</b>	<b>COC Number:</b> --- <b>Project Number:</b> 7124 <b>Sampling Location:</b> --- <b>Sampling Point:</b> MW-4-W-141015 <b>Sampled By:</b> GRD	<b>Receive Date:</b> 10/15/2014 23:40 <b>Sampling Date:</b> 10/15/2014 08:05 <b>Sample Depth:</b> --- <b>Lab Matrix:</b> Water <b>Sample Type:</b> Water Metal Analysis: 2-Lab Filtered and Acidified past 15 minute holding time Delivery Work Order: Global ID: T0600173591 Location ID (FieldPoint): MW-4 Matrix: W Sample QC Type (SACode): CS Cooler ID:
-------------------	--	--

*The results in this report apply to the samples analyzed in accordance with the chain of custody document. This analytical report must be reproduced in its entirety.*

All results listed in this report are for the exclusive use of the submitting party. BC Laboratories, Inc. assumes no responsibility for report alteration, separation, detachment or third party interpretation.





Arcadis  
2000 Powell Street 7th Floor  
Emeryville, CA 94608

**Reported:** 10/30/2014 11:36  
Project: 7124  
Project Number: 351638  
Project Manager: Kathy Brandt

### Volatile Organic Analysis (EPA Method 8260B)

<b>BCL Sample ID:</b> 1424519-01	<b>Client Sample Name:</b> 7124, QA-W-141015, 10/15/2014 12:00:00AM
----------------------------------	---

Constituent	Result	Units	PQL	MDL	Method	MB Bias	Lab Quals	Run #
Benzene	ND	ug/L	0.50		EPA-8260B	ND		1
1,2-Dibromoethane	ND	ug/L	0.50		EPA-8260B	ND		1
1,2-Dichloroethane	ND	ug/L	0.50		EPA-8260B	ND		1
Ethylbenzene	ND	ug/L	0.50		EPA-8260B	ND		1
Methyl t-butyl ether	ND	ug/L	0.50		EPA-8260B	ND		1
Toluene	ND	ug/L	0.50		EPA-8260B	ND		1
Total Xylenes	ND	ug/L	1.0		EPA-8260B	ND		1
t-Amyl Methyl ether	ND	ug/L	0.50		EPA-8260B	ND		1
t-Butyl alcohol	ND	ug/L	10		EPA-8260B	ND		1
Diisopropyl ether	ND	ug/L	0.50		EPA-8260B	ND		1
Ethanol	ND	ug/L	250		EPA-8260B	ND		1
Ethyl t-butyl ether	ND	ug/L	0.50		EPA-8260B	ND		1
1,2-Dichloroethane-d4 (Surrogate)	100	%	75 - 125 (LCL - UCL)		EPA-8260B			1
Toluene-d8 (Surrogate)	102	%	80 - 120 (LCL - UCL)		EPA-8260B			1
4-Bromofluorobenzene (Surrogate)	99.5	%	80 - 120 (LCL - UCL)		EPA-8260B			1

Run #	Method	Prep Date	Run Date/Time	Analyst	Instrument	Dilution	QC Batch ID
1	EPA-8260B	10/17/14	10/18/14 02:10	MGC	MS-V5	1	BXJ1619

*The results in this report apply to the samples analyzed in accordance with the chain of custody document. This analytical report must be reproduced in its entirety.*

All results listed in this report are for the exclusive use of the submitting party. BC Laboratories, Inc. assumes no responsibility for report alteration, separation, detachment or third party interpretation.



Arcadis  
2000 Powell Street 7th Floor  
Emeryville, CA 94608

**Reported:** 10/30/2014 11:36  
Project: 7124  
Project Number: 351638  
Project Manager: Kathy Brandt

### Purgeable Aromatics and Total Petroleum Hydrocarbons

<b>BCL Sample ID:</b> 1424519-01	<b>Client Sample Name:</b> 7124, QA-W-141015, 10/15/2014 12:00:00AM
----------------------------------	---

Constituent	Result	Units	PQL	MDL	Method	MB Bias	Lab Quals	Run #
Gasoline Range Organics (C6 - C12)	ND	ug/L	50		EPA-8015B	ND		1
a,a,a-Trifluorotoluene (FID Surrogate)	91.0	%	70 - 130 (LCL - UCL)		EPA-8015B			1

Run #	Method	Prep Date	Run Date/Time	Analyst	Instrument	Dilution	QC Batch ID
1	EPA-8015B	10/16/14	10/16/14 17:49	SE1	GC-V9	1	BXJ1070

*The results in this report apply to the samples analyzed in accordance with the chain of custody document. This analytical report must be reproduced in its entirety.*

All results listed in this report are for the exclusive use of the submitting party. BC Laboratories, Inc. assumes no responsibility for report alteration, separation, detachment or third party interpretation.



Arcadis  
2000 Powell Street 7th Floor  
Emeryville, CA 94608

**Reported:** 10/30/2014 11:36  
Project: 7124  
Project Number: 351638  
Project Manager: Kathy Brandt

### Volatile Organic Analysis (EPA Method 8260B)

<b>BCL Sample ID:</b> 1424519-02	<b>Client Sample Name:</b> 7124, MW-1-W-141015, 10/15/2014 7:10:00AM
----------------------------------	--

Constituent	Result	Units	PQL	MDL	Method	MB Bias	Lab Quals	Run #
Benzene	ND	ug/L	0.50		EPA-8260B	ND		1
1,2-Dibromoethane	ND	ug/L	0.50		EPA-8260B	ND		1
1,2-Dichloroethane	ND	ug/L	0.50		EPA-8260B	ND		1
Ethylbenzene	ND	ug/L	0.50		EPA-8260B	ND		1
Methyl t-butyl ether	ND	ug/L	0.50		EPA-8260B	ND		1
Toluene	ND	ug/L	0.50		EPA-8260B	ND		1
Total Xylenes	ND	ug/L	1.0		EPA-8260B	ND		1
t-Amyl Methyl ether	ND	ug/L	0.50		EPA-8260B	ND		1
t-Butyl alcohol	ND	ug/L	10		EPA-8260B	ND		1
Diisopropyl ether	ND	ug/L	0.50		EPA-8260B	ND		1
Ethanol	ND	ug/L	250		EPA-8260B	ND		1
Ethyl t-butyl ether	ND	ug/L	0.50		EPA-8260B	ND		1
1,2-Dichloroethane-d4 (Surrogate)	98.2	%	75 - 125 (LCL - UCL)		EPA-8260B			1
Toluene-d8 (Surrogate)	102	%	80 - 120 (LCL - UCL)		EPA-8260B			1
4-Bromofluorobenzene (Surrogate)	96.0	%	80 - 120 (LCL - UCL)		EPA-8260B			1

Run #	Method	Prep Date	Run Date/Time	Analyst	Instrument	Dilution	QC Batch ID
1	EPA-8260B	10/17/14	10/18/14 02:33	MGC	MS-V5	1	BXJ1619

*The results in this report apply to the samples analyzed in accordance with the chain of custody document. This analytical report must be reproduced in its entirety.*

All results listed in this report are for the exclusive use of the submitting party. BC Laboratories, Inc. assumes no responsibility for report alteration, separation, detachment or third party interpretation.



Arcadis  
2000 Powell Street 7th Floor  
Emeryville, CA 94608

**Reported:** 10/30/2014 11:36  
Project: 7124  
Project Number: 351638  
Project Manager: Kathy Brandt

### Purgeable Aromatics and Total Petroleum Hydrocarbons

<b>BCL Sample ID:</b> 1424519-02	<b>Client Sample Name:</b> 7124, MW-1-W-141015, 10/15/2014 7:10:00AM
----------------------------------	--

Constituent	Result	Units	PQL	MDL	Method	MB Bias	Lab Quals	Run #
Gasoline Range Organics (C6 - C12)	ND	ug/L	50		EPA-8015B	ND		1
a,a,a-Trifluorotoluene (FID Surrogate)	87.1	%	70 - 130 (LCL - UCL)		EPA-8015B			1

Run #	Method	Prep Date	Run Date/Time	Analyst	Instrument	Dilution	QC Batch ID
1	EPA-8015B	10/16/14	10/16/14 18:09	SE1	GC-V9	1	BXJ1070

*The results in this report apply to the samples analyzed in accordance with the chain of custody document. This analytical report must be reproduced in its entirety.*

All results listed in this report are for the exclusive use of the submitting party. BC Laboratories, Inc. assumes no responsibility for report alteration, separation, detachment or third party interpretation.



Arcadis  
2000 Powell Street 7th Floor  
Emeryville, CA 94608

**Reported:** 10/30/2014 11:36  
**Project:** 7124  
**Project Number:** 351638  
**Project Manager:** Kathy Brandt

### Gas Testing in Water

<b>BCL Sample ID:</b> 1424519-02	<b>Client Sample Name:</b> 7124, MW-1-W-141015, 10/15/2014 7:10:00AM
----------------------------------	--

Constituent	Result	Units	PQL	MDL	Method	MB Bias	Lab Quals	Run #
Methane	ND	mg/L	0.0010		RSK-175M	ND		1

Run #	Method	Prep Date	Run Date/Time	Analyst	Instrument	Dilution	QC Batch ID
1	RSK-175M	10/17/14	10/17/14 08:47	JMS	GC-V1	1	BXJ1648

*The results in this report apply to the samples analyzed in accordance with the chain of custody document. This analytical report must be reproduced in its entirety.*

All results listed in this report are for the exclusive use of the submitting party. BC Laboratories, Inc. assumes no responsibility for report alteration, separation, detachment or third party interpretation.



Arcadis  
2000 Powell Street 7th Floor  
Emeryville, CA 94608

**Reported:** 10/30/2014 11:36  
**Project:** 7124  
**Project Number:** 351638  
**Project Manager:** Kathy Brandt

### Water Analysis (General Chemistry)

<b>BCL Sample ID:</b> 1424519-02	<b>Client Sample Name:</b> 7124, MW-1-W-141015, 10/15/2014 7:10:00AM
----------------------------------	--

Constituent	Result	Units	PQL	MDL	Method	MB Bias	Lab Quals	Run #
Total Alkalinity as CaCO3	160	mg/L	4.1		EPA-310.1	ND		1
Nitrate as NO3	27	mg/L	0.44		EPA-300.0	ND		2
Sulfate	26	mg/L	1.0		EPA-300.0	ND		2
Iron (II) Species	ND	ug/L	100		SM-3500-FeD	ND		3
Nitrite as NO2	ND	mg/L	0.17		EPA-353.2	ND		4
Total Sulfide	ND	mg/L	0.50		SM-4500SD	ND	A10	5
Non-Volatile Organic Carbon	ND	mg/L	1.0		EPA-415.1	ND		6

Run #	Method	Prep Date	Run Date/Time	Analyst	Instrument	Dilution	QC Batch ID
1	EPA-310.1	10/20/14	10/20/14 10:33	RML	MET-1	1	BXJ1745
2	EPA-300.0	10/16/14	10/16/14 16:44	OLH	IC2	1	BXJ1628
3	SM-3500-FeD	10/16/14	10/16/14 13:40	TDC	KONE-1	1	BXJ1723
4	EPA-353.2	10/16/14	10/16/14 13:40	TDC	KONE-1	1	BXJ1722
5	SM-4500SD	10/20/14	10/20/14 12:15	DIW	SPEC05	5	BXJ1857
6	EPA-415.1	10/16/14	10/17/14 11:16	ALW	TOC2	1	BXJ1578

*The results in this report apply to the samples analyzed in accordance with the chain of custody document. This analytical report must be reproduced in its entirety.*

All results listed in this report are for the exclusive use of the submitting party. BC Laboratories, Inc. assumes no responsibility for report alteration, separation, detachment or third party interpretation.



Arcadis  
2000 Powell Street 7th Floor  
Emeryville, CA 94608

**Reported:** 10/30/2014 11:36  
**Project:** 7124  
**Project Number:** 351638  
**Project Manager:** Kathy Brandt

### Metals Analysis

<b>BCL Sample ID:</b> 1424519-02	<b>Client Sample Name:</b> 7124, MW-1-W-141015, 10/15/2014 7:10:00AM
----------------------------------	--

Constituent	Result	Units	PQL	MDL	Method	MB Bias	Lab Quals	Run #
Dissolved Iron	ND	ug/L	50		EPA-6010B	ND		1
<b>Total Manganese</b>	<b>39000</b>	<b>ug/L</b>	<b>10</b>		<b>EPA-6010B</b>	<b>ND</b>		<b>2</b>

Run #	Method	Prep Date	Run		Analyst	Instrument	Dilution	QC
			Date/Time					Batch ID
1	EPA-6010B	10/20/14	10/26/14	18:45	JRG	PE-OP2	1	BXJ2329
2	EPA-6010B	10/28/14	10/29/14	13:19	JRG	PE-OP2	1	BXJ2535

*The results in this report apply to the samples analyzed in accordance with the chain of custody document. This analytical report must be reproduced in its entirety.*

All results listed in this report are for the exclusive use of the submitting party. BC Laboratories, Inc. assumes no responsibility for report alteration, separation, detachment or third party interpretation.



Arcadis  
2000 Powell Street 7th Floor  
Emeryville, CA 94608

**Reported:** 10/30/2014 11:36  
Project: 7124  
Project Number: 351638  
Project Manager: Kathy Brandt

### Volatile Organic Analysis (EPA Method 8260B)

<b>BCL Sample ID:</b> 1424519-03	<b>Client Sample Name:</b> 7124, MW-2-W-141015, 10/15/2014 8:55:00AM
----------------------------------	--

Constituent	Result	Units	PQL	MDL	Method	MB Bias	Lab Quals	Run #
Benzene	ND	ug/L	0.50		EPA-8260B	ND		1
1,2-Dibromoethane	ND	ug/L	0.50		EPA-8260B	ND		1
1,2-Dichloroethane	ND	ug/L	0.50		EPA-8260B	ND		1
Ethylbenzene	ND	ug/L	0.50		EPA-8260B	ND		1
Methyl t-butyl ether	ND	ug/L	0.50		EPA-8260B	ND		1
Toluene	ND	ug/L	0.50		EPA-8260B	ND		1
Total Xylenes	ND	ug/L	1.0		EPA-8260B	ND		1
t-Amyl Methyl ether	ND	ug/L	0.50		EPA-8260B	ND		1
t-Butyl alcohol	ND	ug/L	10		EPA-8260B	ND		1
Diisopropyl ether	ND	ug/L	0.50		EPA-8260B	ND		1
Ethanol	ND	ug/L	250		EPA-8260B	ND		1
Ethyl t-butyl ether	ND	ug/L	0.50		EPA-8260B	ND		1
1,2-Dichloroethane-d4 (Surrogate)	101	%	75 - 125 (LCL - UCL)		EPA-8260B			1
Toluene-d8 (Surrogate)	101	%	80 - 120 (LCL - UCL)		EPA-8260B			1
4-Bromofluorobenzene (Surrogate)	102	%	80 - 120 (LCL - UCL)		EPA-8260B			1

Run #	Method	Prep Date	Run Date/Time	Analyst	Instrument	Dilution	QC Batch ID
1	EPA-8260B	10/17/14	10/18/14 02:55	MGC	MS-V5	1	BXJ1619

*The results in this report apply to the samples analyzed in accordance with the chain of custody document. This analytical report must be reproduced in its entirety.*

All results listed in this report are for the exclusive use of the submitting party. BC Laboratories, Inc. assumes no responsibility for report alteration, separation, detachment or third party interpretation.





Arcadis  
2000 Powell Street 7th Floor  
Emeryville, CA 94608

**Reported:** 10/30/2014 11:36  
Project: 7124  
Project Number: 351638  
Project Manager: Kathy Brandt

### Purgeable Aromatics and Total Petroleum Hydrocarbons

<b>BCL Sample ID:</b> 1424519-03	<b>Client Sample Name:</b> 7124, MW-2-W-141015, 10/15/2014 8:55:00AM
----------------------------------	--

Constituent	Result	Units	PQL	MDL	Method	MB Bias	Lab Quals	Run #
Gasoline Range Organics (C6 - C12)	100	ug/L	50		EPA-8015B	ND		1
a,a,a-Trifluorotoluene (FID Surrogate)	87.3	%	70 - 130 (LCL - UCL)		EPA-8015B			1

Run #	Method	Prep Date	Run Date/Time	Analyst	Instrument	Dilution	QC Batch ID
1	EPA-8015B	10/16/14	10/16/14 18:50	SE1	GC-V9	1	BXJ1070

*The results in this report apply to the samples analyzed in accordance with the chain of custody document. This analytical report must be reproduced in its entirety.*

All results listed in this report are for the exclusive use of the submitting party. BC Laboratories, Inc. assumes no responsibility for report alteration, separation, detachment or third party interpretation.



Arcadis  
2000 Powell Street 7th Floor  
Emeryville, CA 94608

**Reported:** 10/30/2014 11:36  
Project: 7124  
Project Number: 351638  
Project Manager: Kathy Brandt

### Gas Testing in Water

<b>BCL Sample ID:</b> 1424519-03	<b>Client Sample Name:</b> 7124, MW-2-W-141015, 10/15/2014 8:55:00AM
----------------------------------	--

Constituent	Result	Units	PQL	MDL	Method	MB Bias	Lab Quals	Run #
Methane	0.011	mg/L	0.0010		RSK-175M	ND		1

Run #	Method	Prep Date	Run Date/Time	Analyst	Instrument	Dilution	QC Batch ID
1	RSK-175M	10/17/14	10/17/14 08:52	JMS	GC-V1	1	BXJ1648

*The results in this report apply to the samples analyzed in accordance with the chain of custody document. This analytical report must be reproduced in its entirety.*

All results listed in this report are for the exclusive use of the submitting party. BC Laboratories, Inc. assumes no responsibility for report alteration, separation, detachment or third party interpretation.



Arcadis  
2000 Powell Street 7th Floor  
Emeryville, CA 94608

**Reported:** 10/30/2014 11:36  
**Project:** 7124  
**Project Number:** 351638  
**Project Manager:** Kathy Brandt

### Water Analysis (General Chemistry)

<b>BCL Sample ID:</b> 1424519-03	<b>Client Sample Name:</b> 7124, MW-2-W-141015, 10/15/2014 8:55:00AM
----------------------------------	--

Constituent	Result	Units	PQL	MDL	Method	MB Bias	Lab Quals	Run #
Total Alkalinity as CaCO3	210	mg/L	4.1		EPA-310.1	ND		1
Nitrate as NO3	ND	mg/L	0.44		EPA-300.0	ND		2
Sulfate	20	mg/L	1.0		EPA-300.0	ND		2
Iron (II) Species	19000	ug/L	1000		SM-3500-FeD	ND	A01	3
Nitrite as NO2	ND	mg/L	0.17		EPA-353.2	ND		4
Total Sulfide	ND	mg/L	0.50		SM-4500SD	ND	A10	5
Non-Volatile Organic Carbon	ND	mg/L	1.0		EPA-415.1	ND		6

Run #	Method	Prep Date	Run Date/Time	Analyst	Instrument	Dilution	QC Batch ID
1	EPA-310.1	10/20/14	10/20/14 10:39	RML	MET-1	1	BXJ1745
2	EPA-300.0	10/16/14	10/16/14 17:02	OLH	IC2	1	BXJ1628
3	SM-3500-FeD	10/16/14	10/16/14 14:19	TDC	KONE-1	10	BXJ1723
4	EPA-353.2	10/16/14	10/16/14 13:40	TDC	KONE-1	1	BXJ1722
5	SM-4500SD	10/20/14	10/20/14 12:15	DIW	SPEC05	5	BXJ1857
6	EPA-415.1	10/16/14	10/17/14 12:44	ALW	TOC2	1	BXJ1578

*The results in this report apply to the samples analyzed in accordance with the chain of custody document. This analytical report must be reproduced in its entirety.*

All results listed in this report are for the exclusive use of the submitting party. BC Laboratories, Inc. assumes no responsibility for report alteration, separation, detachment or third party interpretation.



Arcadis  
2000 Powell Street 7th Floor  
Emeryville, CA 94608

**Reported:** 10/30/2014 11:36  
**Project:** 7124  
**Project Number:** 351638  
**Project Manager:** Kathy Brandt

### Metals Analysis

<b>BCL Sample ID:</b> 1424519-03	<b>Client Sample Name:</b> 7124, MW-2-W-141015, 10/15/2014 8:55:00AM
----------------------------------	--

Constituent	Result	Units	PQL	MDL	Method	MB Bias	Lab Quals	Run #
Dissolved Iron	200	ug/L	50		EPA-6010B	ND		1
Total Manganese	6400	ug/L	10		EPA-6010B	ND		2

Run #	Method	Prep Date	Run		Analyst	Instrument	Dilution	QC
			Date/Time					Batch ID
1	EPA-6010B	10/20/14	10/26/14	18:46	JRG	PE-OP2	1	BXJ2329
2	EPA-6010B	10/28/14	10/29/14	13:20	JRG	PE-OP2	1	BXJ2535

*The results in this report apply to the samples analyzed in accordance with the chain of custody document. This analytical report must be reproduced in its entirety.*

All results listed in this report are for the exclusive use of the submitting party. BC Laboratories, Inc. assumes no responsibility for report alteration, separation, detachment or third party interpretation.



Arcadis  
2000 Powell Street 7th Floor  
Emeryville, CA 94608

**Reported:** 10/30/2014 11:36  
Project: 7124  
Project Number: 351638  
Project Manager: Kathy Brandt

### Volatile Organic Analysis (EPA Method 8260B)

<b>BCL Sample ID:</b> 1424519-04	<b>Client Sample Name:</b> 7124, MW-3-W-141015, 10/15/2014 9:45:00AM
----------------------------------	--

Constituent	Result	Units	PQL	MDL	Method	MB Bias	Lab Quals	Run #
Benzene	ND	ug/L	0.50		EPA-8260B	ND		1
1,2-Dibromoethane	ND	ug/L	0.50		EPA-8260B	ND		1
1,2-Dichloroethane	ND	ug/L	0.50		EPA-8260B	ND		1
Ethylbenzene	ND	ug/L	0.50		EPA-8260B	ND		1
<b>Methyl t-butyl ether</b>	<b>27</b>	<b>ug/L</b>	<b>0.50</b>		<b>EPA-8260B</b>	ND		1
Toluene	ND	ug/L	0.50		EPA-8260B	ND		1
Total Xylenes	ND	ug/L	1.0		EPA-8260B	ND		1
t-Amyl Methyl ether	ND	ug/L	0.50		EPA-8260B	ND		1
t-Butyl alcohol	ND	ug/L	10		EPA-8260B	ND		1
Diisopropyl ether	ND	ug/L	0.50		EPA-8260B	ND		1
Ethanol	ND	ug/L	250		EPA-8260B	ND		1
Ethyl t-butyl ether	ND	ug/L	0.50		EPA-8260B	ND		1
1,2-Dichloroethane-d4 (Surrogate)	94.2	%	75 - 125 (LCL - UCL)		EPA-8260B			1
Toluene-d8 (Surrogate)	105	%	80 - 120 (LCL - UCL)		EPA-8260B			1
4-Bromofluorobenzene (Surrogate)	132	%	80 - 120 (LCL - UCL)		EPA-8260B		S09	1

Run #	Method	Prep Date	Run Date/Time	Analyst	Instrument	Dilution	QC Batch ID
1	EPA-8260B	10/17/14	10/18/14 07:27	MGC	MS-V5	1	BXJ1619

The results in this report apply to the samples analyzed in accordance with the chain of custody document. This analytical report must be reproduced in its entirety.

All results listed in this report are for the exclusive use of the submitting party. BC Laboratories, Inc. assumes no responsibility for report alteration, separation, detachment or third party interpretation.



Arcadis  
2000 Powell Street 7th Floor  
Emeryville, CA 94608

**Reported:** 10/30/2014 11:36  
**Project:** 7124  
**Project Number:** 351638  
**Project Manager:** Kathy Brandt

### Purgeable Aromatics and Total Petroleum Hydrocarbons

<b>BCL Sample ID:</b> 1424519-04	<b>Client Sample Name:</b> 7124, MW-3-W-141015, 10/15/2014 9:45:00AM
----------------------------------	--

Constituent	Result	Units	PQL	MDL	Method	MB Bias	Lab Quals	Run #
Gasoline Range Organics (C6 - C12)	1600	ug/L	500		EPA-8015B	ND	A01	1
a,a,a-Trifluorotoluene (FID Surrogate)	100	%	70 - 130 (LCL - UCL)		EPA-8015B			1

Run #	Method	Prep Date	Run Date/Time	Analyst	Instrument	Dilution	QC Batch ID
1	EPA-8015B	10/16/14	10/16/14 18:29	SE1	GC-V9	10	BXJ1070

*The results in this report apply to the samples analyzed in accordance with the chain of custody document. This analytical report must be reproduced in its entirety.*

All results listed in this report are for the exclusive use of the submitting party. BC Laboratories, Inc. assumes no responsibility for report alteration, separation, detachment or third party interpretation.



Arcadis  
2000 Powell Street 7th Floor  
Emeryville, CA 94608

**Reported:** 10/30/2014 11:36  
**Project:** 7124  
**Project Number:** 351638  
**Project Manager:** Kathy Brandt

### Gas Testing in Water

<b>BCL Sample ID:</b> 1424519-04	<b>Client Sample Name:</b> 7124, MW-3-W-141015, 10/15/2014 9:45:00AM
----------------------------------	--

Constituent	Result	Units	PQL	MDL	Method	MB Bias	Lab Quals	Run #
Methane	0.069	mg/L	0.0010		RSK-175M	ND		1

Run #	Method	Prep Date	Run Date/Time	Analyst	Instrument	Dilution	QC Batch ID
1	RSK-175M	10/17/14	10/17/14 08:56	JMS	GC-V1	1	BXJ1648

*The results in this report apply to the samples analyzed in accordance with the chain of custody document. This analytical report must be reproduced in its entirety.*

All results listed in this report are for the exclusive use of the submitting party. BC Laboratories, Inc. assumes no responsibility for report alteration, separation, detachment or third party interpretation.



Arcadis  
2000 Powell Street 7th Floor  
Emeryville, CA 94608

**Reported:** 10/30/2014 11:36  
**Project:** 7124  
**Project Number:** 351638  
**Project Manager:** Kathy Brandt

### Water Analysis (General Chemistry)

<b>BCL Sample ID:</b> 1424519-04	<b>Client Sample Name:</b> 7124, MW-3-W-141015, 10/15/2014 9:45:00AM
----------------------------------	--

Constituent	Result	Units	PQL	MDL	Method	MB Bias	Lab Quals	Run #
Total Alkalinity as CaCO3	290	mg/L	4.1		EPA-310.1	ND		1
Nitrate as NO3	ND	mg/L	0.44		EPA-300.0	ND		2
Sulfate	ND	mg/L	1.0		EPA-300.0	ND		2
Iron (II) Species	ND	ug/L	100		SM-3500-FeD	ND		3
Nitrite as NO2	ND	mg/L	0.17		EPA-353.2	ND		4
Total Sulfide	ND	mg/L	0.50		SM-4500SD	ND	A10	5
Non-Volatile Organic Carbon	ND	mg/L	1.0		EPA-415.1	ND		6

Run #	Method	Prep Date	Run Date/Time	Analyst	Instrument	Dilution	QC Batch ID
1	EPA-310.1	10/20/14	10/20/14 10:46	RML	MET-1	1	BXJ1745
2	EPA-300.0	10/16/14	10/16/14 17:20	OLH	IC2	1	BXJ1628
3	SM-3500-FeD	10/16/14	10/16/14 13:40	TDC	KONE-1	1	BXJ1723
4	EPA-353.2	10/16/14	10/16/14 13:40	TDC	KONE-1	1	BXJ1722
5	SM-4500SD	10/20/14	10/20/14 12:15	DIW	SPEC05	5	BXJ1857
6	EPA-415.1	10/16/14	10/17/14 12:58	ALW	TOC2	1	BXJ1578

*The results in this report apply to the samples analyzed in accordance with the chain of custody document. This analytical report must be reproduced in its entirety.*

All results listed in this report are for the exclusive use of the submitting party. BC Laboratories, Inc. assumes no responsibility for report alteration, separation, detachment or third party interpretation.





Arcadis  
2000 Powell Street 7th Floor  
Emeryville, CA 94608

**Reported:** 10/30/2014 11:36  
**Project:** 7124  
**Project Number:** 351638  
**Project Manager:** Kathy Brandt

### Metals Analysis

<b>BCL Sample ID:</b> 1424519-04	<b>Client Sample Name:</b> 7124, MW-3-W-141015, 10/15/2014 9:45:00AM
----------------------------------	--

Constituent	Result	Units	PQL	MDL	Method	MB Bias	Lab Quals	Run #
Dissolved Iron	93	ug/L	50		EPA-6010B	ND		1
Total Manganese	6900	ug/L	10		EPA-6010B	ND		2

Run #	Method	Prep Date	Run		Analyst	Instrument	Dilution	QC
			Date/Time					Batch ID
1	EPA-6010B	10/20/14	10/26/14	18:48	JRG	PE-OP2	1	BXJ2329
2	EPA-6010B	10/28/14	10/29/14	14:40	JRG	PE-OP2	1	BXJ2535

*The results in this report apply to the samples analyzed in accordance with the chain of custody document. This analytical report must be reproduced in its entirety.*

All results listed in this report are for the exclusive use of the submitting party. BC Laboratories, Inc. assumes no responsibility for report alteration, separation, detachment or third party interpretation.



Arcadis  
2000 Powell Street 7th Floor  
Emeryville, CA 94608

Reported: 10/30/2014 11:36  
Project: 7124  
Project Number: 351638  
Project Manager: Kathy Brandt

### Volatile Organic Analysis (EPA Method 8260B)

<b>BCL Sample ID:</b> 1424519-05	<b>Client Sample Name:</b> 7124, MW-4-W-141015, 10/15/2014 8:05:00AM
----------------------------------	--

Constituent	Result	Units	PQL	MDL	Method	MB Bias	Lab Quals	Run #
Benzene	ND	ug/L	0.50		EPA-8260B	ND		1
1,2-Dibromoethane	ND	ug/L	0.50		EPA-8260B	ND		1
1,2-Dichloroethane	ND	ug/L	0.50		EPA-8260B	ND		1
Ethylbenzene	ND	ug/L	0.50		EPA-8260B	ND		1
<b>Methyl t-butyl ether</b>	<b>0.63</b>	<b>ug/L</b>	<b>0.50</b>		<b>EPA-8260B</b>	ND		1
Toluene	ND	ug/L	0.50		EPA-8260B	ND		1
Total Xylenes	ND	ug/L	1.0		EPA-8260B	ND		1
t-Amyl Methyl ether	ND	ug/L	0.50		EPA-8260B	ND		1
t-Butyl alcohol	ND	ug/L	10		EPA-8260B	ND		1
Diisopropyl ether	ND	ug/L	0.50		EPA-8260B	ND		1
Ethanol	ND	ug/L	250		EPA-8260B	ND		1
Ethyl t-butyl ether	ND	ug/L	0.50		EPA-8260B	ND		1
1,2-Dichloroethane-d4 (Surrogate)	96.1	%	75 - 125 (LCL - UCL)		EPA-8260B			1
Toluene-d8 (Surrogate)	101	%	80 - 120 (LCL - UCL)		EPA-8260B			1
4-Bromofluorobenzene (Surrogate)	114	%	80 - 120 (LCL - UCL)		EPA-8260B			1

Run #	Method	Prep Date	Run Date/Time	Analyst	Instrument	Dilution	QC Batch ID
1	EPA-8260B	10/17/14	10/18/14 07:49	MGC	MS-V5	1	BXJ1619

The results in this report apply to the samples analyzed in accordance with the chain of custody document. This analytical report must be reproduced in its entirety.

All results listed in this report are for the exclusive use of the submitting party. BC Laboratories, Inc. assumes no responsibility for report alteration, separation, detachment or third party interpretation.



Arcadis  
2000 Powell Street 7th Floor  
Emeryville, CA 94608

**Reported:** 10/30/2014 11:36  
**Project:** 7124  
**Project Number:** 351638  
**Project Manager:** Kathy Brandt

### Purgeable Aromatics and Total Petroleum Hydrocarbons

<b>BCL Sample ID:</b> 1424519-05	<b>Client Sample Name:</b> 7124, MW-4-W-141015, 10/15/2014 8:05:00AM
----------------------------------	--

Constituent	Result	Units	PQL	MDL	Method	MB Bias	Lab Quals	Run #
Gasoline Range Organics (C6 - C12)	190	ug/L	50		EPA-8015B	ND		1
a,a,a-Trifluorotoluene (FID Surrogate)	90.1	%	70 - 130 (LCL - UCL)		EPA-8015B			1

Run #	Method	Prep Date	Run Date/Time	Analyst	Instrument	Dilution	QC Batch ID
1	EPA-8015B	10/16/14	10/16/14 19:10	SE1	GC-V9	1	BXJ1070

*The results in this report apply to the samples analyzed in accordance with the chain of custody document. This analytical report must be reproduced in its entirety.*

All results listed in this report are for the exclusive use of the submitting party. BC Laboratories, Inc. assumes no responsibility for report alteration, separation, detachment or third party interpretation.



Arcadis  
2000 Powell Street 7th Floor  
Emeryville, CA 94608

**Reported:** 10/30/2014 11:36  
**Project:** 7124  
**Project Number:** 351638  
**Project Manager:** Kathy Brandt

### Gas Testing in Water

<b>BCL Sample ID:</b> 1424519-05	<b>Client Sample Name:</b> 7124, MW-4-W-141015, 10/15/2014 8:05:00AM
----------------------------------	--

Constituent	Result	Units	PQL	MDL	Method	MB Bias	Lab Quals	Run #
Methane	0.17	mg/L	0.0010		RSK-175M	ND		1

Run #	Method	Prep Date	Run Date/Time	Analyst	Instrument	Dilution	QC Batch ID
1	RSK-175M	10/17/14	10/17/14 09:01	JMS	GC-V1	1	BXJ1648

*The results in this report apply to the samples analyzed in accordance with the chain of custody document. This analytical report must be reproduced in its entirety.*

All results listed in this report are for the exclusive use of the submitting party. BC Laboratories, Inc. assumes no responsibility for report alteration, separation, detachment or third party interpretation.



Arcadis  
2000 Powell Street 7th Floor  
Emeryville, CA 94608

**Reported:** 10/30/2014 11:36  
**Project:** 7124  
**Project Number:** 351638  
**Project Manager:** Kathy Brandt

### Water Analysis (General Chemistry)

<b>BCL Sample ID:</b> 1424519-05	<b>Client Sample Name:</b> 7124, MW-4-W-141015, 10/15/2014 8:05:00AM							
Constituent	Result	Units	PQL	MDL	Method	MB Bias	Lab Quals	Run #
Total Alkalinity as CaCO3	210	mg/L	4.1		EPA-310.1	ND		1
Nitrate as NO3	ND	mg/L	0.44		EPA-300.0	ND		2
Sulfate	24	mg/L	1.0		EPA-300.0	ND		2
Iron (II) Species	5800	ug/L	1000		SM-3500-FeD	ND	A01	3
Nitrite as NO2	ND	mg/L	0.17		EPA-353.2	ND		4
Total Sulfide	ND	mg/L	0.50		SM-4500SD	ND	A10	5
Non-Volatile Organic Carbon	1.5	mg/L	1.0		EPA-415.1	ND		6

Run #	Method	Prep Date	Run Date/Time	Analyst	Instrument	Dilution	QC Batch ID
1	EPA-310.1	10/20/14	10/20/14 10:52	RML	MET-1	1	BXJ1745
2	EPA-300.0	10/16/14	10/16/14 17:37	OLH	IC2	1	BXJ1628
3	SM-3500-FeD	10/16/14	10/16/14 14:19	TDC	KONE-1	10	BXJ1723
4	EPA-353.2	10/16/14	10/16/14 13:40	TDC	KONE-1	1	BXJ1722
5	SM-4500SD	10/20/14	10/20/14 12:15	DIW	SPEC05	5	BXJ1857
6	EPA-415.1	10/16/14	10/17/14 13:13	ALW	TOC2	1	BXJ1578

*The results in this report apply to the samples analyzed in accordance with the chain of custody document. This analytical report must be reproduced in its entirety.*

All results listed in this report are for the exclusive use of the submitting party. BC Laboratories, Inc. assumes no responsibility for report alteration, separation, detachment or third party interpretation.



Arcadis  
2000 Powell Street 7th Floor  
Emeryville, CA 94608

**Reported:** 10/30/2014 11:36  
**Project:** 7124  
**Project Number:** 351638  
**Project Manager:** Kathy Brandt

### Metals Analysis

<b>BCL Sample ID:</b> 1424519-05	<b>Client Sample Name:</b> 7124, MW-4-W-141015, 10/15/2014 8:05:00AM
----------------------------------	--

Constituent	Result	Units	PQL	MDL	Method	MB Bias	Lab Quals	Run #
Dissolved Iron	ND	ug/L	50		EPA-6010B	ND		1
<b>Total Manganese</b>	<b>8000</b>	<b>ug/L</b>	<b>10</b>		<b>EPA-6010B</b>	ND		<b>2</b>

Run #	Method	Prep Date	Run Date/Time	Analyst	Instrument	Dilution	QC Batch ID
1	EPA-6010B	10/20/14	10/26/14 18:51	JRG	PE-OP2	1	BXJ2329
2	EPA-6010B	10/28/14	10/29/14 13:24	JRG	PE-OP2	1	BXJ2535

*The results in this report apply to the samples analyzed in accordance with the chain of custody document. This analytical report must be reproduced in its entirety.*

All results listed in this report are for the exclusive use of the submitting party. BC Laboratories, Inc. assumes no responsibility for report alteration, separation, detachment or third party interpretation.



Arcadis  
2000 Powell Street 7th Floor  
Emeryville, CA 94608

Reported: 10/30/2014 11:36  
Project: 7124  
Project Number: 351638  
Project Manager: Kathy Brandt

## Volatile Organic Analysis (EPA Method 8260B)

### Quality Control Report - Method Blank Analysis

Constituent	QC Sample ID	MB Result	Units	PQL	MDL	Lab Quals
<b>QC Batch ID: BXJ1619</b>						
Benzene	BXJ1619-BLK1	ND	ug/L	0.50		
1,2-Dibromoethane	BXJ1619-BLK1	ND	ug/L	0.50		
1,2-Dichloroethane	BXJ1619-BLK1	ND	ug/L	0.50		
Ethylbenzene	BXJ1619-BLK1	ND	ug/L	0.50		
Methyl t-butyl ether	BXJ1619-BLK1	ND	ug/L	0.50		
Toluene	BXJ1619-BLK1	ND	ug/L	0.50		
Total Xylenes	BXJ1619-BLK1	ND	ug/L	1.0		
t-Amyl Methyl ether	BXJ1619-BLK1	ND	ug/L	0.50		
t-Butyl alcohol	BXJ1619-BLK1	ND	ug/L	10		
Diisopropyl ether	BXJ1619-BLK1	ND	ug/L	0.50		
Ethanol	BXJ1619-BLK1	ND	ug/L	250		
Ethyl t-butyl ether	BXJ1619-BLK1	ND	ug/L	0.50		
<b>1,2-Dichloroethane-d4 (Surrogate)</b>	<b>BXJ1619-BLK1</b>	<b>97.6</b>	<b>%</b>	<b>75 - 125 (LCL - UCL)</b>		
<b>Toluene-d8 (Surrogate)</b>	<b>BXJ1619-BLK1</b>	<b>102</b>	<b>%</b>	<b>80 - 120 (LCL - UCL)</b>		
<b>4-Bromofluorobenzene (Surrogate)</b>	<b>BXJ1619-BLK1</b>	<b>84.7</b>	<b>%</b>	<b>80 - 120 (LCL - UCL)</b>		

The results in this report apply to the samples analyzed in accordance with the chain of custody document. This analytical report must be reproduced in its entirety.

All results listed in this report are for the exclusive use of the submitting party. BC Laboratories, Inc. assumes no responsibility for report alteration, separation, detachment or third party interpretation.



Arcadis  
2000 Powell Street 7th Floor  
Emeryville, CA 94608

**Reported:** 10/30/2014 11:36  
Project: 7124  
Project Number: 351638  
Project Manager: Kathy Brandt

## Volatile Organic Analysis (EPA Method 8260B)

### Quality Control Report - Laboratory Control Sample

Constituent	QC Sample ID	Type	Result	Spike Level	Units	Percent Recovery	RPD	Control Limits		Lab
								Percent Recovery	RPD	
<b>QC Batch ID: BXJ1619</b>										
Benzene	BXJ1619-BS1	LCS	25.650	25.000	ug/L	103		70 - 130		
Toluene	BXJ1619-BS1	LCS	26.270	25.000	ug/L	105		70 - 130		
1,2-Dichloroethane-d4 (Surrogate)	BXJ1619-BS1	LCS	9.4100	10.000	ug/L	94.1		75 - 125		
Toluene-d8 (Surrogate)	BXJ1619-BS1	LCS	9.9400	10.000	ug/L	99.4		80 - 120		
4-Bromofluorobenzene (Surrogate)	BXJ1619-BS1	LCS	10.420	10.000	ug/L	104		80 - 120		

*The results in this report apply to the samples analyzed in accordance with the chain of custody document. This analytical report must be reproduced in its entirety.*

All results listed in this report are for the exclusive use of the submitting party. BC Laboratories, Inc. assumes no responsibility for report alteration, separation, detachment or third party interpretation.





Arcadis  
2000 Powell Street 7th Floor  
Emeryville, CA 94608

Reported: 10/30/2014 11:36  
Project: 7124  
Project Number: 351638  
Project Manager: Kathy Brandt

### Volatile Organic Analysis (EPA Method 8260B)

#### Quality Control Report - Precision & Accuracy

Constituent	Type	Source Sample ID	Source Result	Result	Spike Added	Units	RPD	Percent Recovery	Control Limits		Lab Quals
									RPD	Percent Recovery	
<b>QC Batch ID: BXJ1619</b>		Used client sample: N									
Benzene	MS	424100-03RE'	94.700	340.40	250.00	ug/L		98.3		70 - 130	A01
	MSD	424100-03RE'	94.700	315.10	250.00	ug/L	7.7	88.2	20	70 - 130	A01
Toluene	MS	424100-03RE'	198.10	444.10	250.00	ug/L		98.4		70 - 130	A01
	MSD	424100-03RE'	198.10	413.50	250.00	ug/L	7.1	86.2	20	70 - 130	A01
1,2-Dichloroethane-d4 (Surrogate)	MS	424100-03RE'	ND	9.7900	10.000	ug/L		97.9		75 - 125	
	MSD	424100-03RE'	ND	9.5300	10.000	ug/L	2.7	95.3		75 - 125	
Toluene-d8 (Surrogate)	MS	424100-03RE'	ND	9.8000	10.000	ug/L		98.0		80 - 120	
	MSD	424100-03RE'	ND	9.5100	10.000	ug/L	3.0	95.1		80 - 120	
4-Bromofluorobenzene (Surrogate)	MS	424100-03RE'	ND	10.750	10.000	ug/L		108		80 - 120	
	MSD	424100-03RE'	ND	10.560	10.000	ug/L	1.8	106		80 - 120	

The results in this report apply to the samples analyzed in accordance with the chain of custody document. This analytical report must be reproduced in its entirety.

All results listed in this report are for the exclusive use of the submitting party. BC Laboratories, Inc. assumes no responsibility for report alteration, separation, detachment or third party interpretation.



Arcadis  
2000 Powell Street 7th Floor  
Emeryville, CA 94608

**Reported:** 10/30/2014 11:36  
**Project:** 7124  
**Project Number:** 351638  
**Project Manager:** Kathy Brandt

## Purgeable Aromatics and Total Petroleum Hydrocarbons

### Quality Control Report - Method Blank Analysis

Constituent	QC Sample ID	MB Result	Units	PQL	MDL	Lab Quals
<b>QC Batch ID: BXJ1070</b>						
Gasoline Range Organics (C6 - C12)	BXJ1070-BLK1	ND	ug/L	50		
a,a,a-Trifluorotoluene (FID Surrogate)	BXJ1070-BLK1	99.2	%	70 - 130 (LCL - UCL)		

*The results in this report apply to the samples analyzed in accordance with the chain of custody document. This analytical report must be reproduced in its entirety.*

All results listed in this report are for the exclusive use of the submitting party. BC Laboratories, Inc. assumes no responsibility for report alteration, separation, detachment or third party interpretation.



Arcadis  
2000 Powell Street 7th Floor  
Emeryville, CA 94608

**Reported:** 10/30/2014 11:36  
Project: 7124  
Project Number: 351638  
Project Manager: Kathy Brandt

## Purgeable Aromatics and Total Petroleum Hydrocarbons

### Quality Control Report - Laboratory Control Sample

Constituent	QC Sample ID	Type	Result	Spike Level	Units	Percent Recovery	RPD	Control Limits		Lab
								Percent Recovery	RPD	
<b>QC Batch ID: BXJ1070</b>										
Gasoline Range Organics (C6 - C12)	BXJ1070-BS1	LCS	1033.4	1000.0	ug/L	103		85 - 115		
a,a,a-Trifluorotoluene (FID Surrogate)	BXJ1070-BS1	LCS	39.158	40.000	ug/L	97.9		70 - 130		

*The results in this report apply to the samples analyzed in accordance with the chain of custody document. This analytical report must be reproduced in its entirety.*

All results listed in this report are for the exclusive use of the submitting party. BC Laboratories, Inc. assumes no responsibility for report alteration, separation, detachment or third party interpretation.



Arcadis  
2000 Powell Street 7th Floor  
Emeryville, CA 94608

Reported: 10/30/2014 11:36  
Project: 7124  
Project Number: 351638  
Project Manager: Kathy Brandt

## Purgeable Aromatics and Total Petroleum Hydrocarbons

### Quality Control Report - Precision & Accuracy

Constituent	Type	Source Sample ID	Source Result	Result	Spike Added	Units	RPD	Percent		Lab Quals
								Recovery	RPD	
<b>QC Batch ID: BXJ1070</b>		Used client sample: N								
Gasoline Range Organics (C6 - C12)	MS	1423881-02	ND	1102.1	1000.0	ug/L		110		70 - 130
	MSD	1423881-02	ND	1138.3	1000.0	ug/L	3.2	114	20	70 - 130
a,a,a-Trifluorotoluene (FID Surrogate)	MS	1423881-02	ND	39.081	40.000	ug/L		97.7		70 - 130
	MSD	1423881-02	ND	38.644	40.000	ug/L	1.1	96.6		70 - 130

*The results in this report apply to the samples analyzed in accordance with the chain of custody document. This analytical report must be reproduced in its entirety.*

All results listed in this report are for the exclusive use of the submitting party. BC Laboratories, Inc. assumes no responsibility for report alteration, separation, detachment or third party interpretation.



Arcadis  
2000 Powell Street 7th Floor  
Emeryville, CA 94608

**Reported:** 10/30/2014 11:36  
Project: 7124  
Project Number: 351638  
Project Manager: Kathy Brandt

## Gas Testing in Water

### Quality Control Report - Method Blank Analysis

Constituent	QC Sample ID	MB Result	Units	PQL	MDL	Lab Quals
<b>QC Batch ID: BXJ1648</b>						
Methane	BXJ1648-BLK1	ND	mg/L	0.0010		

*The results in this report apply to the samples analyzed in accordance with the chain of custody document. This analytical report must be reproduced in its entirety.*

All results listed in this report are for the exclusive use of the submitting party. BC Laboratories, Inc. assumes no responsibility for report alteration, separation, detachment or third party interpretation.



Arcadis  
2000 Powell Street 7th Floor  
Emeryville, CA 94608

**Reported:** 10/30/2014 11:36  
Project: 7124  
Project Number: 351638  
Project Manager: Kathy Brandt

### Gas Testing in Water

#### Quality Control Report - Laboratory Control Sample

Constituent	QC Sample ID	Type	Result	Spike Level	Units	Percent Recovery	RPD	Control Limits		Lab
								Percent Recovery	RPD	
<b>QC Batch ID: BXJ1648</b>										
Methane	BXJ1648-BS1	LCS	0.0099258	0.010843	mg/L	91.5		80 - 120		
	BXJ1648-BSD1	LCSD	0.010296	0.010843	mg/L	95.0	3.7	80 - 120	20	

*The results in this report apply to the samples analyzed in accordance with the chain of custody document. This analytical report must be reproduced in its entirety.*

All results listed in this report are for the exclusive use of the submitting party. BC Laboratories, Inc. assumes no responsibility for report alteration, separation, detachment or third party interpretation.



Arcadis  
2000 Powell Street 7th Floor  
Emeryville, CA 94608

**Reported:** 10/30/2014 11:36  
Project: 7124  
Project Number: 351638  
Project Manager: Kathy Brandt

### Water Analysis (General Chemistry)

#### Quality Control Report - Method Blank Analysis

Constituent	QC Sample ID	MB Result	Units	PQL	MDL	Lab Quals
<b>QC Batch ID: BXJ1578</b>						
Non-Volatile Organic Carbon	BXJ1578-BLK1	ND	mg/L	1.0		
<b>QC Batch ID: BXJ1628</b>						
Nitrate as NO3	BXJ1628-BLK1	ND	mg/L	0.44		
Sulfate	BXJ1628-BLK1	ND	mg/L	1.0		
<b>QC Batch ID: BXJ1722</b>						
Nitrite as NO2	BXJ1722-BLK1	ND	mg/L	0.17		
<b>QC Batch ID: BXJ1723</b>						
Iron (II) Species	BXJ1723-BLK1	ND	ug/L	100		
<b>QC Batch ID: BXJ1745</b>						
Total Alkalinity as CaCO3	BXJ1745-BLK1	ND	mg/L	4.1		
<b>QC Batch ID: BXJ1857</b>						
Total Sulfide	BXJ1857-BLK1	ND	mg/L	0.10		

*The results in this report apply to the samples analyzed in accordance with the chain of custody document. This analytical report must be reproduced in its entirety.*

All results listed in this report are for the exclusive use of the submitting party. BC Laboratories, Inc. assumes no responsibility for report alteration, separation, detachment or third party interpretation.



Arcadis  
2000 Powell Street 7th Floor  
Emeryville, CA 94608

**Reported:** 10/30/2014 11:36  
Project: 7124  
Project Number: 351638  
Project Manager: Kathy Brandt

### Water Analysis (General Chemistry)

#### Quality Control Report - Laboratory Control Sample

Constituent	QC Sample ID	Type	Result	Spike Level	Units	Percent Recovery	RPD	Control Limits		Lab
								Percent Recovery	RPD	
<b>QC Batch ID: BXJ1578</b>										
Non-Volatile Organic Carbon	BXJ1578-BS1	LCS	5.4660	5.0000	mg/L	109		85 - 115		
<b>QC Batch ID: BXJ1628</b>										
Nitrate as NO3	BXJ1628-BS1	LCS	22.723	22.134	mg/L	103		90 - 110		
Sulfate	BXJ1628-BS1	LCS	102.56	100.00	mg/L	103		90 - 110		
<b>QC Batch ID: BXJ1722</b>										
Nitrite as NO2	BXJ1722-BS1	LCS	1.6458	1.6425	mg/L	100		90 - 110		
<b>QC Batch ID: BXJ1723</b>										
Iron (II) Species	BXJ1723-BS1	LCS	2481.9	2500.0	ug/L	99.3		90 - 110		
<b>QC Batch ID: BXJ1745</b>										
Total Alkalinity as CaCO3	BXJ1745-BS3	LCS	99.340	100.00	mg/L	99.3		90 - 110		
<b>QC Batch ID: BXJ1857</b>										
Total Sulfide	BXJ1857-BS1	LCS	0.49668	0.50000	mg/L	99.3		90 - 110		

*The results in this report apply to the samples analyzed in accordance with the chain of custody document. This analytical report must be reproduced in its entirety.*

All results listed in this report are for the exclusive use of the submitting party. BC Laboratories, Inc. assumes no responsibility for report alteration, separation, detachment or third party interpretation.





Arcadis  
2000 Powell Street 7th Floor  
Emeryville, CA 94608

Reported: 10/30/2014 11:36  
Project: 7124  
Project Number: 351638  
Project Manager: Kathy Brandt

### Water Analysis (General Chemistry)

#### Quality Control Report - Precision & Accuracy

Constituent	Type	Source Sample ID	Source Result	Result	Spike Added	Units	RPD	Control Limits		Lab
								Percent Recovery	RPD	
<b>QC Batch ID: BXJ1578</b>		Used client sample: Y - Description: MW-1-W-141015, 10/15/2014 07:10								
Non-Volatile Organic Carbon	DUP	1424519-02	0.59400	ND		mg/L			10	
	MS	1424519-02	0.59400	5.7678	5.0251	mg/L		103		80 - 120
	MSD	1424519-02	0.59400	5.8643	5.0251	mg/L	1.7	105	10	80 - 120
<b>QC Batch ID: BXJ1628</b>		Used client sample: N								
Nitrate as NO3	DUP	1424481-01	3.7185	3.4086		mg/L	8.7		10	
	MS	1424481-01	3.7185	117.62	111.79	mg/L		102		80 - 120
	MSD	1424481-01	3.7185	119.64	111.79	mg/L	1.7	104	10	80 - 120
Sulfate	DUP	1424481-01	457.57	459.29		mg/L	0.4		10	
	MS	1424481-01	457.57	1009.0	505.05	mg/L		109		80 - 120
	MSD	1424481-01	457.57	1008.8	505.05	mg/L	0.0	109	10	80 - 120
<b>QC Batch ID: BXJ1722</b>		Used client sample: N								
Nitrite as NO2	DUP	1424514-02	ND	ND		mg/L			10	
	MS	1424514-02	ND	1.8019	1.7289	mg/L		104		90 - 110
	MSD	1424514-02	ND	1.8113	1.7289	mg/L	0.5	105	10	90 - 110
<b>QC Batch ID: BXJ1723</b>		Used client sample: N								
Iron (II) Species	DUP	1424473-02	ND	ND		ug/L			10	
<b>QC Batch ID: BXJ1745</b>		Used client sample: N								
Total Alkalinity as CaCO3	DUP	1424375-02	228.20	228.35		mg/L	0.1		10	
<b>QC Batch ID: BXJ1857</b>		Used client sample: N								
Total Sulfide	DUP	1424603-01	ND	ND		mg/L			10	
	MS	1424603-01	ND	1.0787	2.5000	mg/L		43.1		80 - 120 Q03
	MSD	1424603-01	ND	1.0311	2.5000	mg/L	4.5	41.2	10	80 - 120 Q03

The results in this report apply to the samples analyzed in accordance with the chain of custody document. This analytical report must be reproduced in its entirety.

All results listed in this report are for the exclusive use of the submitting party. BC Laboratories, Inc. assumes no responsibility for report alteration, separation, detachment or third party interpretation.



Arcadis  
2000 Powell Street 7th Floor  
Emeryville, CA 94608

**Reported:** 10/30/2014 11:36  
**Project:** 7124  
**Project Number:** 351638  
**Project Manager:** Kathy Brandt

### Metals Analysis

#### Quality Control Report - Method Blank Analysis

Constituent	QC Sample ID	MB Result	Units	PQL	MDL	Lab Quals
<b>QC Batch ID: BXJ2329</b>						
Dissolved Iron	BXJ2329-BLK1	ND	ug/L	50		
<b>QC Batch ID: BXJ2535</b>						
Total Manganese	BXJ2535-BLK1	ND	ug/L	10		

*The results in this report apply to the samples analyzed in accordance with the chain of custody document. This analytical report must be reproduced in its entirety.*

All results listed in this report are for the exclusive use of the submitting party. BC Laboratories, Inc. assumes no responsibility for report alteration, separation, detachment or third party interpretation.



Arcadis  
2000 Powell Street 7th Floor  
Emeryville, CA 94608

**Reported:** 10/30/2014 11:36  
Project: 7124  
Project Number: 351638  
Project Manager: Kathy Brandt

### Metals Analysis

#### Quality Control Report - Laboratory Control Sample

Constituent	QC Sample ID	Type	Result	Spike Level	Units	Percent Recovery	RPD	Control Limits		Lab
								Percent Recovery	RPD	
<b>QC Batch ID: BXJ2329</b>										
Dissolved Iron	BXJ2329-BS1	LCS	1052.0	1000.0	ug/L	105		85	115	
<b>QC Batch ID: BXJ2535</b>										
Total Manganese	BXJ2535-BS1	LCS	525.49	500.00	ug/L	105		85	115	

*The results in this report apply to the samples analyzed in accordance with the chain of custody document. This analytical report must be reproduced in its entirety.*

All results listed in this report are for the exclusive use of the submitting party. BC Laboratories, Inc. assumes no responsibility for report alteration, separation, detachment or third party interpretation.



Arcadis  
2000 Powell Street 7th Floor  
Emeryville, CA 94608

Reported: 10/30/2014 11:36  
Project: 7124  
Project Number: 351638  
Project Manager: Kathy Brandt

### Metals Analysis

#### Quality Control Report - Precision & Accuracy

Constituent	Type	Source Sample ID	Source Result	Result	Spike Added	Units	RPD	Percent Recovery	Control Limits		Lab Quals
									RPD	Percent Recovery	
<b>QC Batch ID: BXJ2329</b>		Used client sample: N									
Dissolved Iron	DUP	1424493-08	5561.0	5499.4		ug/L	1.1		20		
	MS	1424493-08	5561.0	6489.3	1020.4	ug/L		91.0		75 - 125	
	MSD	1424493-08	5561.0	6453.6	1020.4	ug/L	0.6	87.5	20	75 - 125	
<b>QC Batch ID: BXJ2535</b>		Used client sample: N									
Total Manganese	DUP	1424542-09	1347.8	1390.2		ug/L	3.1		20		
	MS	1424542-09	1347.8	1713.9	500.00	ug/L		73.2		75 - 125	Q03
	MSD	1424542-09	1347.8	1825.1	500.00	ug/L	6.3	95.5	20	75 - 125	

*The results in this report apply to the samples analyzed in accordance with the chain of custody document. This analytical report must be reproduced in its entirety.*

All results listed in this report are for the exclusive use of the submitting party. BC Laboratories, Inc. assumes no responsibility for report alteration, separation, detachment or third party interpretation.



Arcadis  
2000 Powell Street 7th Floor  
Emeryville, CA 94608

**Reported:** 10/30/2014 11:36  
Project: 7124  
Project Number: 351638  
Project Manager: Kathy Brandt

**Notes And Definitions**

- MDL Method Detection Limit
- ND Analyte Not Detected at or above the reporting limit
- PQL Practical Quantitation Limit
- RPD Relative Percent Difference
- A01 PQL's and MDL's are raised due to sample dilution.
- A10 PQL's and MDL's were raised due to matrix interference.
- Q03 Matrix spike recovery(s) is(are) not within the control limits.
- S09 The surrogate recovery on the sample for this compound was not within the control limits.