

**ExxonMobil**  
**Refining & Supply Company**  
Global Remediation  
4096 Piedmont Avenue #194  
Oakland, CA 94611  
510.547.8196  
510.547.8706 FAX  
jennifer.c.sedlachek@exxonmobil.com

Jennifer C. Sedlachek  
Project Manager

**RECEIVED**

**By dehloptoxic at 7:59 am, Mar 06, 2007**

**ExxonMobil**  
Refining & Supply

March 1, 2007

Mr. Jerry T. Wickham  
Alameda County Health Care Services Agency  
1311 Harbor Bay Parkway  
Alameda, California 94501

Subject: Former Mobil Station 04-H6J, 1024 Main Street, Pleasanton, California  
ACHCSA File No. RO-2427


Dear Mr. Wickham:

Attached for your review and comment is a copy of the *Report of Groundwater Monitoring, First Quarter 2007* for the above-referenced site. The report, prepared by ETIC Engineering, Inc. of Pleasant Hill, California, details the results of the January 2007 sampling event.

Upon information and belief, I declare, under penalty of perjury, that the information contained in the attached report is true and correct.

If you have any questions or comments, please contact me at 510.547.8196.

Sincerely,



Jennifer C. Sedlachek  
Project Manager

Attachment: ETIC Groundwater Monitoring Report dated March 2007

- c: w/ attachment:  
Mr. Chuck Headlee - California Regional Water Quality Control Board, San Francisco Bay Region  
Mr. Abbas Masjedi - Pleasanton Utility Planning  
Mr. Matthew Katen - Alameda County Flood Control and Water Conservation District  
Mr. Paul L. Hulme - Pleasanton on Main, LLC  
Mount Diablo National Bank
- c: w/o attachment:  
Ms. Christa Marting - ETIC Engineering, Inc.



**Report of Groundwater Monitoring  
First Quarter 2007**

**Former Mobil Station 04-H6J  
1024 Main Street  
Pleasanton, California**

Prepared for

ExxonMobil Oil Corporation  
4096 Piedmont Avenue #194  
Oakland, California 94611

Prepared by

ETIC Engineering, Inc.  
2285 Morello Avenue  
Pleasant Hill, California 94523  
(925) 602-4710

Hamidou Barry  
Project Manager


3/1/07

Date

K. Erik Appel, P.G. #8092  
Senior Project Geologist

3/1/07

Date



March 2007

## SITE CONTACTS

Station Number: Former Mobil Station 04-H6J

Station Address: 1024 Main Street  
Pleasanton, California

ExxonMobil Project Manager: Jennifer C. Sedlachek  
ExxonMobil Refining and Supply Company  
4096 Piedmont Avenue #194  
Oakland, California 94611  
(510) 547-8196

Consultant to ExxonMobil: ETIC Engineering, Inc.  
2285 Morello Avenue  
Pleasant Hill, California 94523  
(925) 602-4710

ETIC Project Manager: Hamidou Barry

Regulatory Oversight: Jerry T. Wickham  
Alameda County Health Care Services Agency  
1131 Harbor Bay Parkway  
Alameda, California 94501-6577  
(510) 567-6700

Abbas Masjedi  
Pleasanton Utility Planning  
P.O. Box 520  
Pleasanton, California 94566  
(925) 931-5508

Matthew Katen  
Zone 7 Water Agency  
100 North Canyons Parkway  
Livermore, California 94551  
(925) 454-5000

## INTRODUCTION

At the request of ExxonMobil Oil Corporation, ETIC Engineering, Inc. has prepared this quarterly groundwater monitoring report for former Mobil Station 04-H6J. This report presents the results for the most recent groundwater monitoring conducted at the site and summarizes recent site activities. This report covers site activities from 4 October 2006, the date of the last monitoring event, until 2 January 2007, the date of the recent monitoring event. Groundwater monitoring results, well construction details, and a groundwater monitoring plan are provided in the attached figures and tables. Groundwater monitoring protocols, field data, and analytical results are provided in the attached appendixes.

## GENERAL SITE INFORMATION

|                                  |  |
|----------------------------------|--|
| <b>Site name:</b>                | Former Mobil Station 04-H6J                        |
| <b>Site address:</b>             | 1024 Main Street, Pleasanton, California           |
| <b>Current property owner:</b>   | Paul Hulme, Pleasanton on Main LLC                 |
| <b>Current site use:</b>         | Vacant lot   |
| <b>Current phase of project:</b> | Groundwater monitoring                             |
| <b>Tanks at site:</b>            | None (four underground storage tanks removed 1989) |
| <b>Number of wells:</b>          | 19 (14 onsite, 5 offsite)                          |

## GROUNDWATER MONITORING SUMMARY

|                                    |  |
|------------------------------------|--|
| <b>Gauging and sampling date:</b>  | 2 January 2007   |
| <b>Wells gauged and sampled:</b>   | MW1, MW2, MW4, MW6, MW10-MW12, RW1-RW4                 |
| <b>Wells gauged only:</b>          | MW3, MW5, MW7, MW8, VMW1-VMW4                          |
| <b>Groundwater flow direction:</b> | North-northeast  |
| <b>Groundwater gradient:</b>       | 0.0011   |
| <b>Well screens submerged:</b>     | MW3, MW7, VMW3, VMW4                                   |
| <b>Well screens not submerged:</b> | MW1, MW2, MW4-MW6, MW8, MW10-MW12, RW1-RW4, VMW1, VMW2 |
| <b>Liquid-phase hydrocarbons:</b>  | Not observed or detected                               |
| <b>Laboratory:</b>                 | TestAmerica, Inc., Nashville, Tennessee                |

### Analyses performed:

- Total Petroleum Hydrocarbons as gasoline by EPA Method 8015B
- Benzene, toluene, ethylbenzene, and total xylenes by EPA Method 8021B
- Methyl t-butyl ether, ethyl t-butyl ether, t-amyl methyl ether, t-butyl alcohol, 1,2-dibromoethane, 1,2-dichloroethane, and diisopropyl ether by EPA Method 8260B

**Additional comments:**

Groundwater samples were collected without purging wells.

Wells MW4, MW6, and MW10 were used to calculate flow direction and gradient, as these wells are screened through the same sand/gravel layer.

**ADDITIONAL ACTIVITIES PERFORMED**

No additional activities were performed.

**WORK PROPOSED FOR NEXT QUARTER**

Groundwater will be monitored in accordance with the attached groundwater monitoring plan.

**Attachments:**

Figure 1: Site Plan Showing Groundwater Elevations and Analytical Results

Table 1: Well Construction Details

Table 2: Groundwater Monitoring Data

Table 3: Groundwater Analytical Results for Oxygenates and Additives

Table 4: Groundwater Monitoring Plan

Appendix A: Field Protocols

Appendix B: Field Documents

Appendix C: Laboratory Analytical Reports

## **Figures**



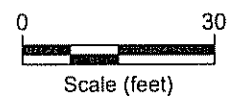
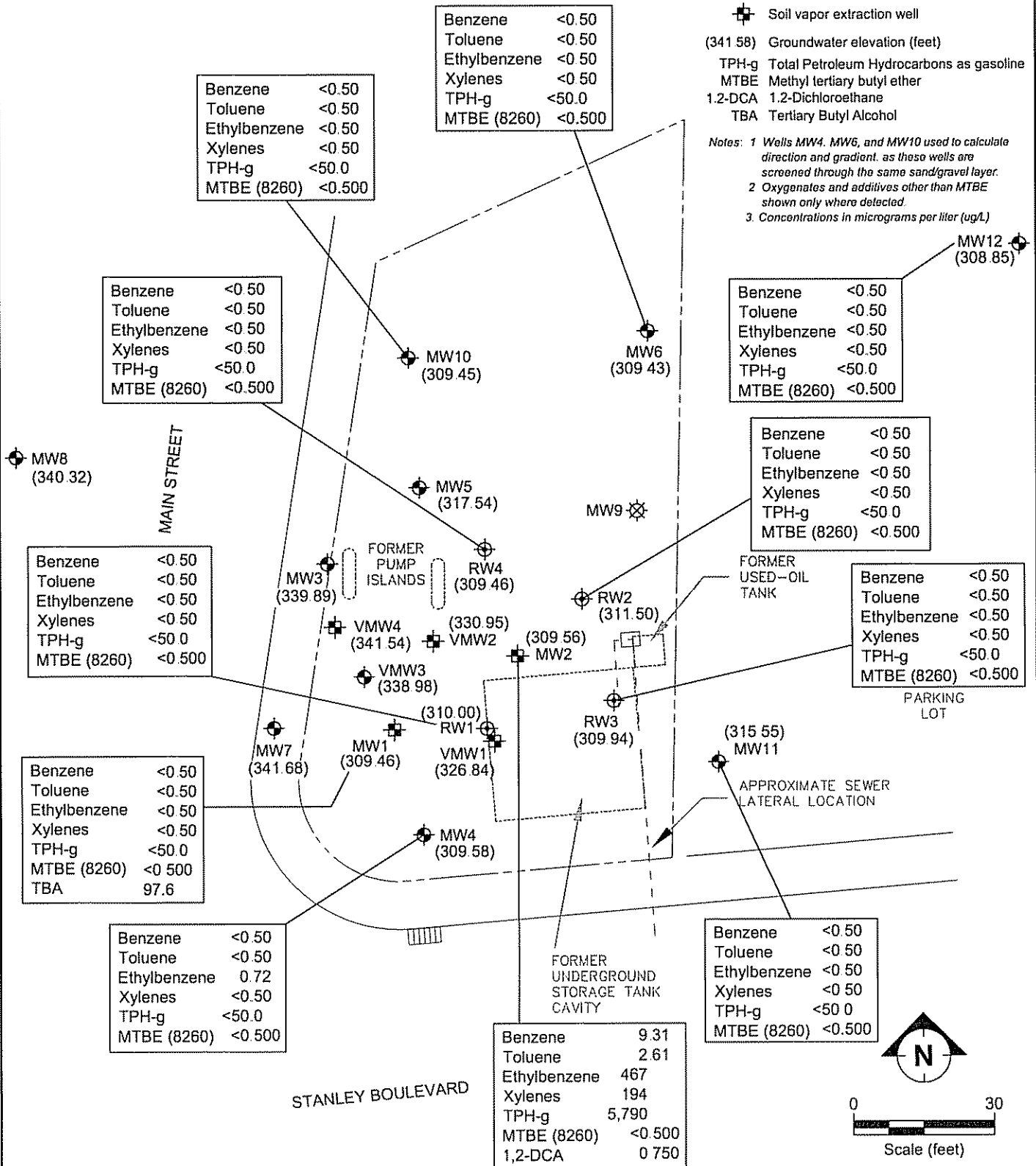
Approximate  
Groundwater Flow Direction  
Gradient = 0.0011

**LEGEND:**

- Groundwater monitoring well
- Recovery well
- Destroyed monitoring well
- Soil vapor extraction well

- (341 58) Groundwater elevation (feet)
- TPH-g Total Petroleum Hydrocarbons as gasoline
- MTBE Methyl tertiary butyl ether
- 1,2-DCA 1,2-Dichloroethane
- TBA Tertiary Butyl Alcohol

- Notes: 1 Wells MW4, MW6, and MW10 used to calculate direction and gradient, as these wells are screened through the same sand/gravel layer.  
2 Oxygenates and additives other than MTBE shown only where detected.  
3 Concentrations in micrograms per liter (ug/L)



SITE PLAN SHOWING GROUNDWATER ELEVATIONS  
AND ANALYTICAL RESULTS, FORMER MOBIL STATION 04-H6J  
1024 MAIN STREET, PLEASANTON, CALIFORNIA  
2 JANUARY 2007

FIGURE:  
**1**

FILENAME: ig2007.DWG 01/27/07



## **Tables**



TABLE 1 WELL CONSTRUCTION DETAILS, FORMER MOBIL STATION 04-H6J, 1024 MAIN STREET, PLEASANTON, CALIFORNIA

| Well Number |   | Well Installation Date | Elevation TOC (feet) | Casing Material | Total Depth (feet) | Well Depth (feet) | Borehole Diameter (inches) | Casing Diameter (inches) | Screened Interval (feet) | Slot Size (inches) | Filter Pack Interval (feet) | Filter Pack Material   |
|-------------|---|------------------------|----------------------|-----------------|--------------------|-------------------|----------------------------|--------------------------|--------------------------|--------------------|-----------------------------|------------------------|
| MW1         | a | 03/21/90               | 350.42               | PVC             | 55                 | 55                | 9                          | 4                        | 35 - 55                  | 0.020              | 30 - 55                     | No. 3 Monterey Sand    |
| MW2         | a | 03/22/90               | 350.39               | PVC             | 56.5               | 55                | 9                          | 2                        | 30 - 55                  | 0.020              | 30 - 55                     | No. 3 Monterey Sand    |
| MW3         | a | 03/23/90               | 350.56               | PVC             | 36.5               | 35                | 8                          | 2                        | 12 - 35                  | 0.20               | 12 - 35                     | No. 3 Monterey Sand    |
| MW4         | a | 10/08/90               | 350.69               | PVC             | 50                 | 49                | 10                         | 4                        | 29 - 49                  | 0.020              | 27 - 49                     | No. 3 Monterey Sand    |
| MW5         | b | 10/08/90               | 350.61               | PVC             | 35                 | 34                | 10                         | 4                        | 14 - 34                  | 0.020              | 12 - 35                     | No. 3 Monterey Sand    |
| MW6         | a | 10/09/90               | 350.90               | PVC             | 55                 | 53                | 10                         | 4                        | 35 - 53                  | 0.020              | 33 - 53                     | No. 3 Monterey Sand    |
| MW7         | a | 10/10/90               | 350.47               | PVC             | 30                 | 30                | 8                          | 2                        | 10 - 30                  | 0.020              | 8 - 30                      | No. 3 Monterey Sand    |
| MW8         | a | 10/09/90               | 351.45               | PVC             | 25                 | 25                | 8                          | 2                        | 5 - 25                   | 0.020              | 4 - 25                      | No. 3 Monterey Sand    |
| MW9         | c | 01/31/92               | 348.53               | PVC             | 56                 | 55                | 12                         | 4                        | 25 - 55                  | 0.010              | 23 - 56                     | No. 3 Monterey Sand    |
| MW10        | a | 11/17/93               | 350.60               | PVC             | 56.5               | 55                | 10.25                      | 4                        | 25 - 55                  | 0.020              | 23 - 56.5                   | No. 8 Sri Supreme Sand |
| MW11        | a | 11/18/93               | 350.16               | PVC             | 44.5               | 44                | 10.25                      | 4                        | 24 - 44                  | 0.020              | 23 - 44.5                   | No. 8 Sri Supreme Sand |
| MW12        | a | 11/17/93               | 349.74               | PVC             | 58                 | 55                | 10.25                      | 4                        | 25 - 55                  | 0.020              | 23 - 58                     | No. 8 Sri Supreme Sand |
| RW1         | a | 11/15/93               | 350.43               | PVC             | 56.5               | 55                | --                         | 6                        | 25 - 55                  | 0.020              | 23 - 56.5                   | No. 3 Monterey Sand    |
| RW2         | a | 08/30/94               | 350.42               | PVC             | 56.5               | 54                | 12                         | 6                        | 23 - 54                  | 0.020              | 22 - 56.5                   | No. 3 Monterey Sand    |

TABLE 1 WELL CONSTRUCTION DETAILS, FORMER MOBIL STATION 04-H6J, 1024 MAIN STREET, PLEASANTON, CALIFORNIA

| Well Number | Well Installation Date | Elevation TOC (feet) | Casing Material | Total Depth (feet) | Well Depth (feet) | Borehole Diameter (inches) | Casing Diameter (inches) | Screened Interval (feet) | Slot Size (inches) | Filter Pack Interval (feet) | Filter Pack Material        |
|-------------|------------------------|----------------------|-----------------|--------------------|-------------------|----------------------------|--------------------------|--------------------------|--------------------|-----------------------------|-----------------------------|
| RW3         | a 08/30/94             | 350.53               | PVC             | 56.5               | 54                | 12                         | 6                        | 24 - 54                  | 0.020              | 22 - 56.5                   | No. 3 Monterey Sand         |
| RW4         | a 08/30/94             | 350.92               | PVC             | 54                 | 51                | 12                         | 6                        | 21 - 51                  | 0.020              | 21 - 54                     | No. 3 Monterey Sand         |
| VMW1        | a 11/15/93             | 350.58               | PVC             | 35                 | 35                | 10.25                      | 4                        | 13 - 35                  | 0.030              | 13 - 35                     | Medium/Coarse Aquarium Sand |
| VMW2        | a 11/15/93             | 350.42               | PVC             | 35                 | 35                | 10.25                      | 4                        | 15 - 35                  | 0.030              | 14 - 35                     | Coarse Aquarium Sand        |
| VMW3        | a 11/16/03             | 350.77               | PVC             | 36.5               | 32                | 10.25                      | 4                        | 15 - 32                  | 0.030              | 14 - 32                     | Medium Aquarium Sand        |
| VMW4        | a 11/16/03             | 350.32               | PVC             | 36.5               | 35                | 10.25                      | 4                        | 12 - 35                  | 0.030              | 11 - 35                     | Medium Aquarium Sand        |

a Well surveyed on 28 November 2001 by Doble Thomas Associates.

b Well surveyed on 21 February 2002 by Doble Thomas Associates.

c Well destroyed.

PVC Polyvinyl chloride.

TOC Top of casing.

-- Information not available.

TABLE 2 GROUNDWATER MONITORING DATA, FORMER MOBIL STATION 04-H6J, 1024 MAIN STREET, PLEASANTON, CALIFORNIA

| Sample ID        | Date     | Casing Elevation (feet) | Product Thickness (feet) | Depth to Water (feet) | Groundwater Elevation (feet) | Concentrations (µg/L) |         |               |               |       |       | MTBE (8020 or 8021) | MTBE (8260) |
|------------------|----------|-------------------------|--------------------------|-----------------------|------------------------------|-----------------------|---------|---------------|---------------|-------|-------|---------------------|-------------|
|                  |          |                         |                          |                       |                              | Benzene               | Toluene | Ethyl-benzene | Total Xylenes | TPH-g | TPH-d |                     |             |
| MW1              | 04/12/90 | 348.03                  | 0.00                     | 43.57                 | 304.46                       | 73                    | 13      | 3             | 180           | 3,600 | --    | --                  | --          |
| MW1              | 10/18/90 | 348.03                  | 0.00                     | 43.18                 | 304.85                       | 700                   | 360     | 170           | 480           | 5,000 | ND    | --                  | --          |
| MW1              | 08/06/91 | 348.03                  | 0.00                     | 38.65                 | 309.38                       | 310                   | 340     | 110           | 340           | 2,600 | --    | --                  | --          |
| MW1              | 01/08/92 | 348.03                  | 0.00                     | 38.68                 | 309.35                       | 270                   | 370     | 18            | 340           | 2,400 | --    | --                  | --          |
| MW1              | 04/30/92 | 348.03                  | 0.00                     | 39.93                 | 308.10                       | 150                   | 120     | 12            | 160           | 1,300 | --    | --                  | --          |
| MW1              | 07/31/92 | 348.03                  | 0.00                     | 43.05                 | 304.98                       | ND                    | ND      | ND            | ND            | ND    | --    | --                  | --          |
| MW1              | 10/27/92 | 348.03                  | 0.00                     | 42.86                 | 305.17                       | 320                   | 310     | 84            | 310           | 2,700 | --    | --                  | --          |
| MW1              | 01/22/93 | 348.03                  | 0.00                     | 34.88                 | 313.15                       | 190                   | 340     | 87            | 320           | 2,800 | --    | --                  | --          |
| MW1              | 04/05/93 | 348.03                  | 0.00                     | 33.71                 | 314.32                       | 410                   | 460     | 51            | 500           | 6,000 | --    | --                  | --          |
| MW1              | 07/06/93 | 348.03                  | 0.00                     | 35.46                 | 312.57                       | 140                   | 240     | 32            | 180           | 2,200 | --    | --                  | --          |
| MW1              | 11/30/93 | 348.03                  | 0.00                     | 37.81                 | 310.22                       | 68                    | 34      | ND            | 48            | 450   | --    | --                  | --          |
| MW1              | 01/27/94 | 348.03                  | 0.00                     | 42.10                 | 305.93                       | 270                   | 330     | 44            | 190           | 1,000 | --    | --                  | --          |
| MW1              | 04/25/94 | 348.03                  | 0.00                     | 40.33                 | 307.70                       | --                    | --      | --            | --            | --    | --    | --                  | --          |
| MW1              | 04/26/94 | 348.03                  | --                       | --                    | --                           | 310                   | 370     | 22            | 320           | 3,500 | --    | --                  | --          |
| MW1              | 07/08/94 | 348.03                  | 0.00                     | 41.39                 | 306.64                       | 120                   | 87      | 15            | 43            | 640   | --    | --                  | --          |
| MW1              | 10/05/94 | 348.03                  | 0.00                     | 42.19                 | 305.84                       | 110                   | 140     | 21            | 90            | 970   | --    | --                  | --          |
| MW1              | 02/21/95 | 348.03                  | 0.00                     | 34.73                 | 313.30                       | 200                   | 270     | 24            | 100           | 3,500 | --    | --                  | --          |
| MW1              | 05/03/95 | 348.03                  | 0.00                     | 34.67                 | 313.36                       | 7.8                   | 12      | 4.5           | 20            | 160   | --    | --                  | --          |
| MW1              | 08/04/95 | 348.03                  | 0.00                     | 37.00                 | 311.03                       | 99                    | 330     | 40            | 570           | 1,900 | --    | 10                  | --          |
| MW1              | 11/10/95 | 348.03                  | 0.00                     | 39.66                 | 308.37                       | 150                   | 56      | 22            | 89            | 610   | --    | --                  | --          |
| MW1              | 02/12/96 | 348.03                  | 0.00                     | 36.19                 | 311.84                       | 3.0                   | 37      | 7.8           | 140           | 470   | --    | 1.3                 | --          |
| MW1              | 05/17/96 | 348.03                  | 0.00                     | 35.82                 | 312.21                       | ND                    | ND      | ND            | ND            | ND    | --    | ND                  | --          |
| MW1              | 08/12/96 | 348.03                  | 0.00                     | 38.44                 | 309.59                       | ND                    | ND      | ND            | ND            | ND    | --    | ND                  | --          |
| MW1              | 11/08/96 | 348.03                  | 0.00                     | 40.07                 | 307.96                       | ND                    | ND      | ND            | ND            | ND    | --    | ND                  | --          |
| MW1              | 02/12/97 | 348.03                  | 0.00                     | 34.27                 | 313.76                       | --                    | --      | --            | --            | --    | --    | --                  | --          |
| MW1 <sup>a</sup> | 03/17/97 | 348.03                  | 0.00                     | 37.07                 | 310.96                       | ND                    | ND      | ND            | ND            | ND    | --    | ND                  | --          |
| MW1 <sup>a</sup> | 05/13/97 | 348.03                  | 0.00                     | 37.76                 | 310.27                       | ND                    | ND      | ND            | ND            | ND    | --    | ND                  | --          |
| MW1 <sup>a</sup> | 08/12/97 | 348.03                  | 0.00                     | 40.68                 | 307.35                       | ND                    | ND      | ND            | ND            | ND    | --    | ND                  | --          |
| MW1 <sup>a</sup> | 10/31/97 | 348.03                  | 0.00                     | 40.90                 | 307.13                       | 17                    | 62      | 7.9           | 150           | 740   | --    | ND                  | --          |
| MW1 <sup>a</sup> | 01/21/98 | 348.03                  | 0.00                     | 41.05                 | 306.98                       | ND                    | ND      | ND            | ND            | ND    | --    | ND                  | --          |
| MW1 <sup>a</sup> | 04/24/98 | 348.03                  | 0.00                     | 36.71                 | 311.32                       | ND                    | ND      | ND            | ND            | ND    | --    | ND                  | --          |
| MW1 <sup>a</sup> | 07/20/98 | 348.03                  | 0.00                     | 39.38                 | 308.65                       | ND                    | ND      | ND            | ND            | ND    | --    | ND                  | --          |
| MW1 <sup>a</sup> | 10/21/98 | 348.03                  | 0.00                     | 42.31                 | 305.72                       | 0.3                   | ND      | ND            | ND            | ND    | --    | ND                  | --          |

TABLE 2 GROUNDWATER MONITORING DATA, FORMER MOBIL STATION 04-H6J, 1024 MAIN STREET, PLEASANTON, CALIFORNIA

| Sample ID        | Date     | Casing Elevation (feet) | Product Thickness (feet) | Depth to Water (feet) | Groundwater Elevation (feet) | Concentrations (µg/L) |         |               |               |       |       | MTBE (8020 or 8021) | MTBE (8260) |
|------------------|----------|-------------------------|--------------------------|-----------------------|------------------------------|-----------------------|---------|---------------|---------------|-------|-------|---------------------|-------------|
|                  |          |                         |                          |                       |                              | Benzene               | Toluene | Ethyl-benzene | Total Xylenes | TPH-g | TPH-d |                     |             |
| MW1 <sup>a</sup> | 02/22/99 | 348.03                  | 0.00                     | 42.70                 | 305.33                       | 40                    | 17      | 5.4           | 94            | 840   | --    | ND                  | --          |
| MW1 <sup>a</sup> | 05/27/99 | 348.03                  | 0.00                     | 41.51                 | 306.52                       | ND                    | ND      | ND            | ND            | ND    | --    | ND                  | --          |
| MW1 <sup>a</sup> | 09/16/99 | 348.03                  | 0.00                     | 43.56                 | 304.47                       | ND                    | ND      | ND            | ND            | ND    | --    | ND                  | --          |
| MW1 <sup>a</sup> | 11/15/99 | 348.03                  | 0.00                     | 43.87                 | 304.16                       | ND                    | ND      | ND            | ND            | ND    | --    | ND                  | --          |
| MW1 <sup>a</sup> | 03/02/00 | 348.03                  | 0.00                     | 40.88                 | 307.15                       | <0.30                 | <0.30   | <0.30         | <0.60         | <50   | --    | <10                 | --          |
| MW1 <sup>a</sup> | 06/06/00 | 348.03                  | 0.00                     | 42.83                 | 305.20                       | <0.20                 | <0.20   | <0.20         | <0.60         | <20   | --    | <0.30               | --          |
| MW1 <sup>a</sup> | 08/29/00 | 348.03                  | 0.00                     | 44.82                 | 303.21                       | <0.30                 | <0.30   | <0.30         | <0.60         | <50   | --    | <10                 | --          |
| MW1 <sup>a</sup> | 11/07/00 | 348.03                  | 0.00                     | 43.35                 | 304.68                       | 0.25                  | <0.20   | 0.25          | <0.60         | <20   | --    | <0.30               | --          |
| MW1 <sup>c</sup> | 01/30/01 | 348.03                  | --                       | --                    | --                           | --                    | --      | --            | --            | --    | --    | --                  | --          |
| MW1 <sup>a</sup> | 04/19/01 | 348.03                  | 0.00                     | 43.87                 | 304.16                       | <0.20                 | <0.20   | 0.28          | <0.60         | <20   | --    | <0.30               | --          |
| MW1 <sup>a</sup> | 07/27/01 | 348.03                  | 0.00                     | 43.96                 | 304.07                       | <0.20                 | <0.20   | <0.20         | <0.60         | <50   | --    | <0.30               | --          |
| MW1 <sup>a</sup> | 10/19/01 | 348.03                  | 0.00                     | 44.52                 | 303.51                       | <0.20                 | <0.20   | <0.20         | <0.60         | <50   | --    | <0.30               | --          |
| MW1 <sup>a</sup> | 01/15/02 | 350.42                  | 0.00                     | 43.13                 | 307.29                       | <0.50                 | <0.50   | <0.50         | <0.50         | <50.0 | --    | <0.50               | --          |
| MW1 <sup>a</sup> | 04/09/02 | 350.42                  | 0.00                     | 45.23                 | 305.19                       | 3.30                  | 0.60    | <0.50         | <0.50         | 127   | --    | 2.30                | --          |
| MW1 <sup>a</sup> | 07/23/02 | 350.42                  | 0.00                     | 45.87                 | 304.55                       | 2.10                  | <0.50   | <0.50         | <0.50         | 80.1  | --    | 0.90                | --          |
| MW1 <sup>a</sup> | 10/16/02 | 350.42                  | 0.00                     | 43.49                 | 306.93                       | <0.5                  | <0.5    | <0.5          | <0.5          | <50.0 | --    | <0.5                | --          |
| MW1 <sup>a</sup> | 01/09/03 | 350.42                  | 0.00                     | 41.41                 | 309.01                       | 1.1                   | <0.50   | <0.50         | <0.50         | <50.0 | --    | --                  | <0.50       |
| MW1 <sup>a</sup> | 04/14/03 | 350.42                  | 0.00                     | 43.64                 | 306.78                       | <0.50                 | <0.50   | <0.50         | <0.50         | <50.0 | --    | --                  | <0.50       |
| MW1 <sup>a</sup> | 07/09/03 | 350.42                  | 0.00                     | 43.34                 | 307.08                       | 1.40                  | 1.0     | <0.5          | 1.1           | <50   | --    | <0.5                | <0.5        |
| MW1 <sup>a</sup> | 10/01/03 | 350.42                  | 0.00                     | 44.04                 | 306.38                       | 1.00                  | <0.5    | <0.5          | <0.5          | <50   | --    | <0.5                | <0.5        |
| MW1 <sup>a</sup> | 01/19/04 | 350.42                  | 0.00                     | 44.22                 | 306.20                       | <0.5                  | <0.5    | <0.5          | <0.5          | <50   | --    | --                  | <0.5        |
| MW1 <sup>a</sup> | 04/01/04 | 350.42                  | 0.00                     | 43.82                 | 306.60                       | <1.0                  | 6.0     | 1.0           | 7.8           | <100  | --    | --                  | <0.5        |
| MW1 <sup>a</sup> | 07/07/04 | 350.42                  | 0.00                     | 44.06                 | 306.36                       | <0.5                  | <0.5    | <0.5          | <0.5          | <50   | --    | --                  | <0.5        |
| MW1 <sup>a</sup> | 10/12/04 | 350.42                  | 0.00                     | 44.74                 | 305.68                       | <0.5                  | 2.9     | 0.6           | 4.5           | 82.4  | --    | --                  | <0.5        |
| MW1 <sup>a</sup> | 01/05/05 | 350.42                  | 0.00                     | 44.40                 | 306.02                       | <0.5                  | <0.5    | <0.5          | <0.5          | 52.3  | --    | --                  | <0.5        |
| MW1 <sup>a</sup> | 04/14/05 | 350.42                  | 0.00                     | 40.24                 | 310.18                       | <0.5                  | <0.5    | <0.5          | <0.5          | <50   | --    | --                  | <0.5        |
| MW1 <sup>a</sup> | 07/14/05 | 350.42                  | 0.00                     | 43.01                 | 307.41                       | 111                   | --      | 1.60          | 0.7           | 1.2   | <0.5  | --                  | <0.5        |
| MW1 <sup>a</sup> | 10/17/05 | 350.42                  | 0.00                     | 43.91                 | 306.51                       | <0.5                  | 0.55    | 1.20          | 1.34          | 80.1  | --    | --                  | <0.5        |

TABLE 2 GROUNDWATER MONITORING DATA, FORMER MOBIL STATION 04-H6J, 1024 MAIN STREET, PLEASANTON, CALIFORNIA

| Sample ID              | Date            | Casing Elevation (feet) | Product Thickness (feet) | Depth to Water (feet) | Groundwater Elevation (feet) | Concentrations (µg/L) |                 |                 |                 |                 |        | MTBE (8020 or 8021) | MTBE (8260)      |
|------------------------|-----------------|-------------------------|--------------------------|-----------------------|------------------------------|-----------------------|-----------------|-----------------|-----------------|-----------------|--------|---------------------|------------------|
|                        |                 |                         |                          |                       |                              | Benzene               | Toluene         | Ethyl-benzene   | Total Xylenes   | TPH-g           | TPH-d  |                     |                  |
| MW1 <sup>a</sup>       | 01/10/06        | 350.42                  | 0.00                     | 42.02                 | 308.40                       | 1.8                   | 1.2             | 14              | 23              | 300             | --     | --                  | <0.5             |
| MW1 <sup>a</sup>       | 04/05/06        | 350.42                  | 0.00                     | 40.02                 | 310.40                       | 4.7                   | 78              | 300             | 690             | 3,100           | --     | --                  | <0.500           |
| MW1 <sup>a</sup>       | 07/05/06        | 350.42                  | 0.00                     | 38.05                 | 312.37                       | <0.50                 | 1.16            | 6.57            | 22.0            | 142             | --     | --                  | <0.500           |
| MW1 <sup>a</sup>       | 10/04/06        | 350.42                  | 0.00                     | 41.07                 | 309.35                       | <0.50                 | <0.50           | <0.50           | <0.50           | <50.0           | --     | --                  | <0.500           |
| <b>MW1<sup>a</sup></b> | <b>01/02/07</b> | <b>350.42</b>           | <b>0.00</b>              | <b>40.96</b>          | <b>309.46</b>                | <b>&lt;0.50</b>       | <b>&lt;0.50</b> | <b>&lt;0.50</b> | <b>&lt;0.50</b> | <b>&lt;50.0</b> | --     | --                  | <b>&lt;0.500</b> |
| MW2                    | 04/12/90        | 348.45                  | 0.00                     | 44.14                 | 304.31                       | 5,500                 | 7,600           | 1,900           | 7,800           | 64,000          | --     | --                  | --               |
| MW2                    | 10/18/90        | 348.45                  | 0.00                     | 43.18                 | 305.27                       | 6,800                 | 9,100           | 2,400           | 11,000          | 83,000          | 10,000 | --                  | --               |
| MW2                    | 08/06/91        | 348.45                  | 0.00                     | 39.19                 | 309.26                       | 16,000                | 25,000          | 4,300           | 19,000          | 160,000         | --     | --                  | --               |
| MW2                    | 01/08/92        | 348.45                  | 0.02                     | 39.40                 | 309.07                       | --                    | --              | --              | --              | --              | --     | --                  | --               |
| MW2                    | 04/30/92        | 348.45                  | 0.00                     | 40.50                 | 307.95                       | 9,200                 | 19,000          | 3,700           | 15,000          | 71,000          | --     | --                  | --               |
| MW2                    | 07/31/92        | 348.45                  | 0.15                     | 43.64                 | 304.92                       | --                    | --              | --              | --              | --              | --     | --                  | --               |
| MW2                    | 10/27/92        | 348.45                  | Trace                    | 43.53                 | 304.92                       | --                    | --              | --              | --              | --              | --     | --                  | --               |
| MW2                    | 01/22/93        | 348.45                  | Trace                    | 35.55                 | 312.90                       | --                    | --              | --              | --              | --              | --     | --                  | --               |
| MW2                    | 04/05/93        | 348.45                  | Trace                    | 34.41                 | 314.04                       | --                    | --              | --              | --              | --              | --     | --                  | --               |
| MW2                    | 07/06/93        | 348.45                  | Trace                    | 35.98                 | 312.47                       | --                    | --              | --              | --              | --              | --     | --                  | --               |
| MW2                    | 11/30/93        | 348.45                  | 0.48                     | 38.78                 | 310.03                       | --                    | --              | --              | --              | --              | --     | --                  | --               |
| MW2                    | 01/27/94        | 348.45                  | 0.01                     | 42.50                 | 305.96                       | --                    | --              | --              | --              | --              | --     | --                  | --               |
| MW2                    | 04/25/94        | 348.45                  | Trace                    | 40.32                 | 308.13                       | --                    | --              | --              | --              | --              | --     | --                  | --               |
| MW2                    | 07/08/94        | 348.45                  | Trace                    | 42.46                 | 305.99                       | --                    | --              | --              | --              | --              | --     | --                  | --               |
| MW2                    | 10/05/94        | 348.45                  | Trace                    | 42.78                 | 305.67                       | --                    | --              | --              | --              | --              | --     | --                  | --               |
| MW2                    | 02/21/95        | 348.45                  | 0.12                     | 34.88                 | 313.66                       | --                    | --              | --              | --              | --              | --     | --                  | --               |
| MW2                    | 05/03/95        | 348.45                  | 0.62                     | 35.30                 | 313.62                       | --                    | --              | --              | --              | --              | --     | --                  | --               |
| MW2                    | 08/04/95        | 348.45                  | 0.20                     | 37.21                 | 311.39                       | --                    | --              | --              | --              | --              | --     | --                  | --               |
| MW2                    | 11/10/95        | 348.45                  | 0.24                     | 39.87                 | 308.76                       | --                    | --              | --              | --              | --              | --     | --                  | --               |
| MW2                    | 02/12/96        | 348.45                  | Trace                    | 36.16                 | 312.29                       | --                    | --              | --              | --              | --              | --     | --                  | --               |
| MW2                    | 05/17/96        | 348.45                  | 0.00                     | 35.95                 | 312.50                       | 950                   | 3,000           | 940             | 6,500           | 57,000          | --     | ND                  | --               |
| MW2                    | 08/12/96        | 348.45                  | 0.00                     | 38.45                 | 310.00                       | 18,000                | 16,000          | 1,700           | 10,000          | 86,000          | --     | ND                  | --               |
| MW2                    | 11/08/96        | 348.45                  | 0.01                     | 40.27                 | 308.19                       | --                    | --              | --              | --              | --              | --     | --                  | --               |
| MW2                    | 02/12/97        | 348.45                  | 0.00                     | 34.37                 | 314.08                       | --                    | --              | --              | --              | --              | --     | --                  | --               |
| MW2 <sup>c</sup>       | 03/17/97        | 348.45                  | --                       | --                    | --                           | --                    | --              | --              | --              | --              | --     | --                  | --               |
| MW2 <sup>a</sup>       | 05/13/97        | 348.45                  | 0.00                     | 37.74                 | 310.71                       | 12,000                | 14,000          | 1,300           | 8,100           | 87,000          | --     | ND                  | --               |
| MW2                    | 08/12/97        | 348.45                  | 0.04                     | 40.73                 | 307.75                       | --                    | --              | --              | --              | --              | --     | --                  | --               |

TABLE 2 GROUNDWATER MONITORING DATA, FORMER MOBIL STATION 04-H6J, 1024 MAIN STREET, PLEASANTON, CALIFORNIA

| Sample ID        | Date     | Casing Elevation (feet) | Product Thickness (feet) | Depth to Water (feet) | Groundwater Elevation (feet) | Concentrations (µg/L) |         |               |               |        |       | MTBE (8020 or 8021) | MTBE (8260) |
|------------------|----------|-------------------------|--------------------------|-----------------------|------------------------------|-----------------------|---------|---------------|---------------|--------|-------|---------------------|-------------|
|                  |          |                         |                          |                       |                              | Benzene               | Toluene | Ethyl-benzene | Total Xylenes | TPH-g  | TPH-d |                     |             |
| MW2 <sup>a</sup> | 10/31/97 | 348.45                  | 0.00                     | 41.12                 | 307.33                       | 320                   | 450     | 300           | 760           | 11,000 | --    | 280                 | --          |
| MW2 <sup>a</sup> | 01/21/98 | 348.45                  | 0.00                     | 40.75                 | 307.70                       | 300                   | 750     | 180           | 2,500         | 27,000 | --    | ND                  | ND          |
| MW2 <sup>a</sup> | 04/24/98 | 348.45                  | 0.00                     | 36.48                 | 311.97                       | 37                    | 110     | 110           | 1,300         | 11,000 | --    | 72                  | --          |
| MW2 <sup>a</sup> | 07/20/98 | 348.45                  | 0.00                     | 39.38                 | 309.07                       | 3,200                 | 2,500   | 510           | 1,800         | 23,000 | --    | ND                  | --          |
| MW2              | 10/21/98 | 348.45                  | --                       | Dry                   | --                           | --                    | --      | --            | --            | --     | --    | --                  | --          |
| MW2 <sup>a</sup> | 02/22/99 | 348.45                  | 0.00                     | 41.26                 | 307.19                       | 660                   | 370     | 250           | 1,000         | 14,000 | --    | ND                  | --          |
| MW2 <sup>a</sup> | 05/27/99 | 348.45                  | 0.00                     | 41.57                 | 306.88                       | 930                   | 460     | 350           | 1,300         | 12,000 | --    | ND                  | ND          |
| MW2 <sup>a</sup> | 09/16/99 | 348.45                  | 0.00                     | 43.61                 | 304.84                       | 220                   | 100     | 300           | 300           | 13,000 | --    | 99                  | --          |
| MW2 <sup>a</sup> | 11/15/99 | 348.45                  | 0.00                     | 43.71                 | 304.74                       | <100                  | <50     | 86            | 140           | 8,800  | --    | 49                  | <5          |
| MW2 <sup>a</sup> | 03/02/00 | 348.45                  | 0.00                     | 40.90                 | 307.55                       | 250                   | 180     | 220           | 1,200         | 11,000 | --    | <50                 | --          |
| MW2 <sup>a</sup> | 06/06/00 | 348.45                  | 0.00                     | 42.68                 | 305.77                       | 290                   | 68      | 250           | 100           | 8,400  | --    | <10                 | --          |
| MW2 <sup>a</sup> | 08/29/00 | 348.45                  | 0.00                     | 44.98                 | 303.47                       | 170                   | 86      | 440           | 250           | 14,000 | --    | <10                 | --          |
| MW2 <sup>a</sup> | 11/07/00 | 348.45                  | 0.00                     | 43.46                 | 304.99                       | 120                   | 43      | 250           | 150           | 18,000 | --    | 110                 | <5          |
| MW2 <sup>a</sup> | 01/30/01 | 348.45                  | 0.00                     | 44.73                 | 303.72                       | 220                   | 74      | 690           | 240           | 18,000 | --    | <250                | --          |
| MW2 <sup>a</sup> | 04/19/01 | 348.45                  | 0.00                     | 43.95                 | 304.50                       | 150                   | 37      | 440           | 80            | 19,000 | --    | <200                | <5          |
| MW2 <sup>a</sup> | 07/27/01 | 348.45                  | 0.00                     | 44.10                 | 304.35                       | 37                    | <20     | 220           | 20            | 6,900  | --    | <5.0                | --          |
| MW2 <sup>a</sup> | 10/19/01 | 348.45                  | 0.00                     | 44.67                 | 303.78                       | 110                   | 24      | 600           | 72            | 13,000 | --    | <3.0                | --          |
| MW2 <sup>a</sup> | 01/15/02 | 350.39                  | 0.00                     | 43.14                 | 307.25                       | 390                   | 230     | 210           | 450           | 7,280  | --    | 150                 | <0.5        |
| MW2 <sup>a</sup> | 04/09/02 | 350.39                  | 0.00                     | 45.34                 | 305.05                       | 152                   | 42.0    | 411           | 104           | 11,200 | --    | 206                 | <2.5        |
| MW2 <sup>a</sup> | 07/23/02 | 350.39                  | 0.00                     | 45.91                 | 304.48                       | 107                   | 15.5    | 383           | 54            | 18,700 | --    | 112                 | <1.0        |
| MW2 <sup>a</sup> | 10/16/02 | 350.39                  | 0.00                     | 43.59                 | 306.80                       | 17.7                  | 8.6     | 12.2          | 28.5          | 1,270  | --    | 12.8                | <0.50       |
| MW2 <sup>a</sup> | 01/09/03 | 350.39                  | 0.00                     | 41.46                 | 308.93                       | 256.0                 | 371.0   | 506           | 1,250.0       | 11,800 | --    | --                  | <0.50       |
| MW2 <sup>a</sup> | 04/14/03 | 350.39                  | 0.00                     | 43.73                 | 306.66                       | 89.0                  | 9.5     | 143           | 11.0          | 4,940  | --    | --                  | <0.50       |
| MW2 <sup>a</sup> | 07/09/03 | 350.39                  | 0.00                     | 43.35                 | 307.04                       | 22.8                  | 8.6     | 20.4          | 8.1           | 1,100  | --    | 15.7                | <0.5        |
| MW2 <sup>a</sup> | 10/01/03 | 350.39                  | 0.00                     | 44.16                 | 306.23                       | 43.7                  | 6.0     | 51.2          | 6.8           | 3,280  | --    | 33.4                | <0.5        |
| MW2 <sup>a</sup> | 01/19/04 | 350.39                  | 0.00                     | 44.26                 | 306.13                       | 87.9                  | 8.3     | 144           | 11.4          | 4,330  | --    | --                  | <0.5        |
| MW2 <sup>a</sup> | 04/01/04 | 350.39                  | 0.00                     | 43.76                 | 306.63                       | 7.00                  | 3.2     | 7.7           | 5.2           | 494    | --    | --                  | <0.5        |
| MW2 <sup>a</sup> | 07/07/04 | 350.39                  | 0.00                     | 44.10                 | 306.29                       | 36.5                  | 4.6     | 9.1           | 5.6           | 2,300  | --    | --                  | <0.5        |

TABLE 2 GROUNDWATER MONITORING DATA, FORMER MOBIL STATION 04-H6J, 1024 MAIN STREET, PLEASANTON, CALIFORNIA

| Sample ID              | Date            | Casing Elevation (feet) | Product Thickness (feet) | Depth to Water (feet) | Groundwater Elevation (feet) | Concentrations (µg/L) |             |               |               |              |       |                     |                  |
|------------------------|-----------------|-------------------------|--------------------------|-----------------------|------------------------------|-----------------------|-------------|---------------|---------------|--------------|-------|---------------------|------------------|
|                        |                 |                         |                          |                       |                              | Benzene               | Toluene     | Ethyl-benzene | Total Xylenes | TPH-g        | TPH-d | MTBE (8020 or 8021) | MTBE (8260)      |
| MW2 <sup>a</sup>       | 10/12/04        | 350.39                  | 0.00                     | 44.52                 | 305.87                       | 31.6                  | 14.1        | 12.1          | 12.5          | 2,770        | --    | --                  | <0.5             |
| MW2 <sup>a</sup>       | 01/05/05        | 350.39                  | 0.00                     | 43.83                 | 306.56                       | 84.9                  | 27.2        | 32.0          | 37.7          | 19,300       | --    | --                  | <0.5             |
| MW2 <sup>a</sup>       | 04/14/05        | 350.39                  | 0.00                     | 40.23                 | 310.16                       | 4.20                  | <0.5        | 14.3          | 6.7           | 1,250        | --    | --                  | <0.5             |
| MW2 <sup>a</sup>       | 07/14/05        | 350.39                  | 0.00                     | 43.01                 | 307.38                       | 1,150                 | --          | 41.5          | 3.3           | 116          | 27.0  | --                  | <0.5             |
| MW2 <sup>a</sup>       | 10/17/05        | 350.39                  | 0.00                     | 43.41                 | 306.98                       | 6.86                  | 3.52        | 1.03          | 3.36          | 554          | --    | --                  | <0.5             |
| MW2 <sup>a</sup>       | 01/10/06        | 350.39                  | 0.00                     | 41.55                 | 308.84                       | 2.6                   | 0.56        | <0.5          | 2.6           | 130          | --    | --                  | <0.5             |
| MW2 <sup>a</sup>       | 04/05/06        | 350.39                  | 0.00                     | 39.62                 | 310.77                       | 3.5                   | 0.52        | 14            | 17            | 1,400        | --    | --                  | <0.500           |
| MW2 <sup>a</sup>       | 07/05/06        | 350.39                  | 0.00                     | 38.16                 | 312.23                       | 2.23                  | 0.58        | 26.9          | 9.81          | 1,710        | --    | --                  | <0.500           |
| MW2 <sup>a</sup>       | 10/04/06        | 350.39                  | 0.00                     | 40.64                 | 309.75                       | 5.14                  | 1.39        | 21.9          | 12.1          | 574          | --    | --                  | <0.500           |
| <b>MW2<sup>a</sup></b> | <b>01/02/07</b> | <b>350.39</b>           | <b>0.00</b>              | <b>40.83</b>          | <b>309.56</b>                | <b>9.31</b>           | <b>2.61</b> | <b>467</b>    | <b>194</b>    | <b>5,790</b> | --    | --                  | <b>&lt;0.500</b> |
| MW3                    | 04/12/90        | 347.97                  | 0.00                     | 23.18                 | 324.79                       | 32                    | 56          | 31            | 170           | 2,100        | --    | --                  | --               |
| MW3                    | 10/18/90        | 347.97                  | 0.00                     | 14.28                 | 333.69                       | 3                     | 3           | 1             | 5             | 110          | ND    | --                  | --               |
| MW3                    | 08/06/91        | 347.97                  | --                       | Dry                   | --                           | --                    | --          | --            | --            | --           | --    | --                  | --               |
| MW3                    | 01/08/92        | 347.97                  | 0.00                     | 32.36                 | 315.61                       | 8.9                   | 26          | 8.5           | 72            | 680          | --    | --                  | --               |
| MW3                    | 04/30/92        | 347.97                  | --                       | Dry                   | --                           | --                    | --          | --            | --            | --           | --    | --                  | --               |
| MW3                    | 07/31/92        | 347.97                  | --                       | Dry                   | --                           | --                    | --          | --            | --            | --           | --    | --                  | --               |
| MW3                    | 10/27/92        | 347.97                  | --                       | Dry                   | --                           | --                    | --          | --            | --            | --           | --    | --                  | --               |
| MW3                    | 01/22/93        | 347.97                  | 0.00                     | 27.30                 | 320.67                       | 240                   | 300         | 170           | 440           | 2,600        | --    | --                  | --               |
| MW3                    | 04/05/93        | 347.97                  | --                       | Dry                   | --                           | --                    | --          | --            | --            | --           | --    | --                  | --               |
| MW3                    | 07/06/93        | 347.97                  | --                       | Dry                   | --                           | --                    | --          | --            | --            | --           | --    | --                  | --               |
| MW3                    | 11/30/93        | 347.97                  | --                       | Dry                   | --                           | --                    | --          | --            | --            | --           | --    | --                  | --               |
| MW3                    | 01/27/94        | 347.97                  | --                       | Dry                   | --                           | --                    | --          | --            | --            | --           | --    | --                  | --               |
| MW3                    | 04/25/94        | 347.97                  | --                       | Dry                   | --                           | --                    | --          | --            | --            | --           | --    | --                  | --               |
| MW3                    | 07/08/94        | 347.97                  | --                       | Dry                   | --                           | --                    | --          | --            | --            | --           | --    | --                  | --               |
| MW3                    | 02/21/95        | 347.97                  | --                       | Dry                   | --                           | --                    | --          | --            | --            | --           | --    | --                  | --               |
| MW3                    | 05/03/95        | 347.97                  | --                       | Dry                   | --                           | --                    | --          | --            | --            | --           | --    | --                  | --               |
| MW3                    | 08/04/95        | 347.97                  | --                       | Dry                   | --                           | --                    | --          | --            | --            | --           | --    | --                  | --               |
| MW3                    | 11/10/95        | 347.97                  | --                       | Dry                   | --                           | --                    | --          | --            | --            | --           | --    | --                  | --               |
| MW3                    | 02/12/96        | 347.97                  | --                       | Dry                   | --                           | --                    | --          | --            | --            | --           | --    | --                  | --               |
| MW3                    | 05/17/96        | 347.97                  | --                       | Dry                   | --                           | --                    | --          | --            | --            | --           | --    | --                  | --               |
| MW3                    | 08/12/96        | 347.97                  | --                       | Dry                   | --                           | --                    | --          | --            | --            | --           | --    | --                  | --               |

TABLE 2 GROUNDWATER MONITORING DATA, FORMER MOBIL STATION 04-H6J, 1024 MAIN STREET, PLEASANTON, CALIFORNIA

| Sample ID        | Date     | Casing Elevation (feet) | Product Thickness (feet) | Depth to Water (feet) | Groundwater Elevation (feet) | Concentrations (µg/L) |         |               |               |       |       |                     |             |
|------------------|----------|-------------------------|--------------------------|-----------------------|------------------------------|-----------------------|---------|---------------|---------------|-------|-------|---------------------|-------------|
|                  |          |                         |                          |                       |                              | Benzene               | Toluene | Ethyl-benzene | Total Xylenes | TPH-g | TPH-d | MTBE (8020 or 8021) | MTBE (8260) |
| MW3              | 11/08/96 | 347.97                  | --                       | Dry                   | --                           | --                    | --      | --            | --            | --    | --    | --                  | --          |
| MW3              | 02/12/97 | 347.97                  | --                       | Dry                   | --                           | --                    | --      | --            | --            | --    | --    | --                  | --          |
| MW3 <sup>a</sup> | 03/17/97 | 347.97                  | 0.00                     | 22.39                 | 325.58                       | ND                    | ND      | ND            | ND            | ND    | --    | ND                  | --          |
| MW3 <sup>a</sup> | 05/13/97 | 347.97                  | 0.00                     | 22.18                 | 325.79                       | ND                    | ND      | ND            | ND            | ND    | --    | ND                  | --          |
| MW3 <sup>a</sup> | 08/12/97 | 347.97                  | 0.00                     | 18.56                 | 329.41                       | ND                    | ND      | ND            | ND            | ND    | --    | ND                  | --          |
| MW3              | 10/31/97 | 347.97                  | 0.00                     | 17.81                 | 330.16                       | --                    | --      | --            | --            | --    | --    | --                  | --          |
| MW3              | 01/21/98 | 347.97                  | 0.00                     | 18.81                 | 329.16                       | --                    | --      | --            | --            | --    | --    | --                  | --          |
| MW3              | 04/24/98 | 347.97                  | 0.00                     | 16.81                 | 331.16                       | --                    | --      | --            | --            | --    | --    | --                  | --          |
| MW3              | 07/20/98 | 347.97                  | 0.00                     | 18.00                 | 329.97                       | --                    | --      | --            | --            | --    | --    | --                  | --          |
| MW3              | 10/21/98 | 347.97                  | 0.00                     | 19.37                 | 328.60                       | --                    | --      | --            | --            | --    | --    | --                  | --          |
| MW3              | 02/22/99 | 347.97                  | 0.00                     | 19.82                 | 328.15                       | --                    | --      | --            | --            | --    | --    | --                  | --          |
| MW3              | 05/27/99 | 347.97                  | 0.00                     | 18.34                 | 329.63                       | --                    | --      | --            | --            | --    | --    | --                  | --          |
| MW3              | 09/16/99 | 347.97                  | 0.00                     | 18.53                 | 329.44                       | --                    | --      | --            | --            | --    | --    | --                  | --          |
| MW3              | 11/15/99 | 347.97                  | 0.00                     | 20.40                 | 327.57                       | --                    | --      | --            | --            | --    | --    | --                  | --          |
| MW3              | 03/02/00 | 347.97                  | 0.00                     | 18.02                 | 329.95                       | --                    | --      | --            | --            | --    | --    | --                  | --          |
| MW3              | 06/06/00 | 347.97                  | 0.00                     | 18.33                 | 329.64                       | --                    | --      | --            | --            | --    | --    | --                  | --          |
| MW3              | 08/29/00 | 347.97                  | 0.00                     | 17.31                 | 330.66                       | --                    | --      | --            | --            | --    | --    | --                  | --          |
| MW3              | 11/07/00 | 347.97                  | 0.00                     | 17.67                 | 330.30                       | --                    | --      | --            | --            | --    | --    | --                  | --          |
| MW3              | 01/30/01 | 347.97                  | 0.00                     | 16.61                 | 331.36                       | --                    | --      | --            | --            | --    | --    | --                  | --          |
| MW3              | 04/19/01 | 347.97                  | 0.00                     | 16.52                 | 331.45                       | --                    | --      | --            | --            | --    | --    | --                  | --          |
| MW3              | 07/27/01 | 347.97                  | 0.00                     | 16.52                 | 331.45                       | --                    | --      | --            | --            | --    | --    | --                  | --          |
| MW3              | 10/19/01 | 347.97                  | 0.00                     | 16.75                 | 331.22                       | --                    | --      | --            | --            | --    | --    | --                  | --          |
| MW3              | 01/15/02 | 350.56                  | 0.00                     | 16.66                 | 333.90                       | --                    | --      | --            | --            | --    | --    | --                  | --          |
| MW3              | 04/09/02 | 350.56                  | 0.00                     | 14.83                 | 335.73                       | --                    | --      | --            | --            | --    | --    | --                  | --          |
| MW3              | 07/23/02 | 350.56                  | 0.00                     | 17.60                 | 332.96                       | --                    | --      | --            | --            | --    | --    | --                  | --          |
| MW3              | 10/16/02 | 350.56                  | 0.00                     | 18.24                 | 332.32                       | --                    | --      | --            | --            | --    | --    | --                  | --          |
| MW3              | 01/09/03 | 350.56                  | 0.00                     | 17.83                 | 332.73                       | --                    | --      | --            | --            | --    | --    | --                  | --          |
| MW3              | 04/14/03 | 350.56                  | 0.00                     | 14.98                 | 335.58                       | --                    | --      | --            | --            | --    | --    | --                  | --          |
| MW3              | 07/09/03 | 350.56                  | 0.00                     | 15.79                 | 334.77                       | --                    | --      | --            | --            | --    | --    | --                  | --          |
| MW3              | 10/01/03 | 350.56                  | 0.00                     | 14.89                 | 335.67                       | --                    | --      | --            | --            | --    | --    | --                  | --          |
| MW3              | 01/19/04 | 350.56                  | 0.00                     | 13.56                 | 337.00                       | --                    | --      | --            | --            | --    | --    | --                  | --          |
| MW3              | 04/01/04 | 350.56                  | 0.00                     | 29.62                 | 320.94                       | --                    | --      | --            | --            | --    | --    | --                  | --          |
| MW3              | 07/07/04 | 350.56                  | 0.00                     | 11.63                 | 338.93                       | --                    | --      | --            | --            | --    | --    | --                  | --          |
| MW3              | 10/12/04 | 350.56                  | 0.00                     | 10.38                 | 340.18                       | --                    | --      | --            | --            | --    | --    | --                  | --          |



TABLE 2 GROUNDWATER MONITORING DATA, FORMER MOBIL STATION 04-H6J, 1024 MAIN STREET, PLEASANTON, CALIFORNIA

| Sample ID  | Date            | Casing Elevation (feet) | Product Thickness (feet) | Depth to Water (feet) | Groundwater Elevation (feet) | Concentrations (µg/L) |         |               |               |        |       |                     |             |
|------------|-----------------|-------------------------|--------------------------|-----------------------|------------------------------|-----------------------|---------|---------------|---------------|--------|-------|---------------------|-------------|
|            |                 |                         |                          |                       |                              | Benzene               | Toluene | Ethyl-benzene | Total Xylenes | TPH-g  | TPH-d | MTBE (8020 or 8021) | MTBE (8260) |
| MW3        | 01/05/05        | 350.56                  | 0.00                     | 10.01                 | 340.55                       | --                    | --      | --            | --            | --     | --    | --                  | --          |
| MW3        | 04/14/05        | 350.56                  | 0.00                     | 9.70                  | 340.86                       | --                    | --      | --            | --            | --     | --    | --                  | --          |
| MW3        | 07/14/05        | 350.56                  | 0.00                     | 9.74                  | 340.82                       | --                    | --      | --            | --            | --     | --    | --                  | --          |
| MW3        | 10/17/05        | 350.56                  | 0.00                     | 10.04                 | 340.52                       | --                    | --      | --            | --            | --     | --    | --                  | --          |
| MW3        | 01/10/06        | 350.56                  | 0.00                     | 9.81                  | 340.75                       | --                    | --      | --            | --            | --     | --    | --                  | --          |
| MW3        | 04/05/06        | 350.56                  | 0.00                     | 9.25                  | 341.31                       | --                    | --      | --            | --            | --     | --    | --                  | --          |
| MW3        | 07/05/06        | 350.56                  | 0.00                     | 9.51                  | 341.05                       | --                    | --      | --            | --            | --     | --    | --                  | --          |
| MW3        | 10/04/06        | 350.56                  | 0.00                     | 10.72                 | 339.84                       | --                    | --      | --            | --            | --     | --    | --                  | --          |
| <b>MW3</b> | <b>01/02/07</b> | <b>350.56</b>           | <b>0.00</b>              | <b>10.67</b>          | <b>339.89</b>                | --                    | --      | --            | --            | --     | --    | --                  | --          |
| MW4        | 10/18/90        | 348.07                  | 0.00                     | 43.16                 | 304.91                       | 180                   | 500     | 200           | 1,200         | 9,600  | 2,000 | --                  | --          |
| MW4        | 08/06/91        | 348.07                  | 0.00                     | 38.65                 | 309.42                       | 320                   | 420     | 220           | 650           | 8,600  | --    | --                  | --          |
| MW4        | 01/08/92        | 348.07                  | 0.00                     | 38.65                 | 309.42                       | 600                   | 880     | 220           | 1,100         | 3,400  | --    | --                  | --          |
| MW4        | 04/30/92        | 348.07                  | 0.00                     | 39.88                 | 308.19                       | 650                   | 1,200   | 210           | 1,200         | 7,200  | --    | --                  | --          |
| MW4        | 07/31/92        | 348.07                  | 0.00                     | 43.07                 | 305.00                       | 320                   | 340     | 120           | 360           | 3,800  | --    | --                  | --          |
| MW4        | 10/27/92        | 348.07                  | 0.00                     | 42.78                 | 305.29                       | 440                   | 750     | 190           | 900           | 9,000  | --    | --                  | --          |
| MW4        | 01/22/93        | 348.07                  | 0.00                     | 34.76                 | 313.31                       | 540                   | 1,200   | 320           | 1,900         | 12,000 | --    | --                  | --          |
| MW4        | 04/05/93        | 348.07                  | 0.00                     | 33.61                 | 314.46                       | 34                    | 18      | 12            | 31            | 1,100  | --    | --                  | --          |
| MW4        | 07/06/93        | 348.07                  | 0.00                     | 35.37                 | 312.70                       | 220                   | 300     | 43            | 440           | 4,000  | --    | --                  | --          |
| MW4        | 11/30/93        | 348.07                  | 0.00                     | 37.78                 | 310.29                       | 140                   | 83      | 54            | 110           | 1,400  | --    | --                  | --          |
| MW4        | 01/27/94        | 348.07                  | 0.00                     | 42.10                 | 305.97                       | 140                   | 75      | 24            | 94            | 910    | --    | --                  | --          |
| MW4        | 04/25/94        | 348.07                  | 0.00                     | 40.28                 | 307.79                       | --                    | --      | --            | --            | --     | --    | --                  | --          |
| MW4        | 04/26/94        | 348.07                  | --                       | --                    | --                           | 1,200                 | 1,800   | 580           | 2,500         | 27,000 | --    | --                  | --          |
| MW4        | 07/08/94        | 348.07                  | 0.00                     | 41.38                 | 306.69                       | 57                    | 47      | 17            | 43            | 540    | --    | --                  | --          |
| MW4        | 10/05/94        | 348.07                  | 0.00                     | 42.17                 | 305.90                       | 230                   | 280     | 73            | 210           | 3,200  | --    | --                  | --          |
| MW4        | 02/21/95        | 348.07                  | 0.02                     | 34.87                 | 313.22                       | --                    | --      | --            | --            | --     | --    | --                  | --          |
| MW4        | 05/03/95        | 348.07                  | 0.00                     | 34.81                 | 313.26                       | --                    | --      | --            | --            | --     | --    | --                  | --          |
| MW4        | 05/04/95        | 348.07                  | --                       | --                    | --                           | 100                   | 200     | 50            | 240           | 1,700  | --    | --                  | --          |
| MW4        | 08/04/95        | 348.07                  | 0.00                     | 37.18                 | 310.89                       | 92                    | 67      | 49            | 150           | 2,500  | --    | 12                  | --          |
| MW4        | 11/10/95        | 348.07                  | 0.00                     | 39.86                 | 308.21                       | 1,100                 | 590     | 420           | 1,200         | 11,000 | --    | --                  | --          |
| MW4        | 02/12/96        | 348.07                  | 0.00                     | 36.38                 | 311.69                       | 4.5                   | 2.4     | ND            | 2.8           | 77     | --    | 17                  | --          |
| MW4        | 05/17/96        | 348.07                  | 0.00                     | 36.00                 | 312.07                       | 50                    | ND      | ND            | 8.9           | 470    | --    | ND                  | --          |
| MW4        | 08/12/96        | 348.07                  | 0.00                     | 38.63                 | 309.44                       | 830                   | 180     | 160           | 250           | 4,000  | --    | ND                  | --          |
| MW4        | 11/08/96        | 348.07                  | 0.00                     | 40.28                 | 307.79                       | 160                   | 35      | 41            | 110           | 1,100  | --    | ND                  | --          |
| MW4        | 02/12/97        | 348.07                  | 0.00                     | 34.45                 | 313.62                       | --                    | --      | --            | --            | --     | --    | --                  | --          |

TABLE 2 GROUNDWATER MONITORING DATA, FORMER MOBIL STATION 04-H6J, 1024 MAIN STREET, PLEASANTON, CALIFORNIA

| Sample ID        | Date     | Casing Elevation (feet) | Product Thickness (feet) | Depth to Water (feet) | Groundwater Elevation (feet) | Concentrations (µg/L) |         |               |               |       |       | MTBE (8020 or 8021) | MTBE (8260) |
|------------------|----------|-------------------------|--------------------------|-----------------------|------------------------------|-----------------------|---------|---------------|---------------|-------|-------|---------------------|-------------|
|                  |          |                         |                          |                       |                              | Benzene               | Toluene | Ethyl-benzene | Total Xylenes | TPH-g | TPH-d |                     |             |
| MW4 <sup>a</sup> | 03/17/97 | 348.07                  | 0.00                     | 37.25                 | 310.82                       | 200                   | 40      | 54            | 74            | 2,100 | --    | ND                  | --          |
| MW4 <sup>a</sup> | 05/13/97 | 348.07                  | 0.00                     | 37.92                 | 310.15                       | 320                   | 72      | 67            | 100           | 2,200 | --    | ND                  | --          |
| MW4 <sup>a</sup> | 08/12/97 | 348.07                  | 0.00                     | 40.87                 | 307.20                       | 310                   | 31      | 59            | 68            | 2,200 | --    | ND                  | --          |
| MW4 <sup>a</sup> | 10/31/97 | 348.07                  | 0.00                     | 41.21                 | 306.86                       | 160                   | ND      | 15            | 28            | 1,000 | --    | ND                  | --          |
| MW4 <sup>a</sup> | 01/21/98 | 348.07                  | 0.00                     | 41.20                 | 306.87                       | 17                    | 2.4     | 27            | 5.3           | 610   | --    | ND                  | --          |
| MW4 <sup>a</sup> | 04/24/98 | 348.07                  | 0.00                     | 36.90                 | 311.17                       | 5.0                   | 1.2     | 3.0           | ND            | 460   | --    | ND                  | --          |
| MW4 <sup>a</sup> | 07/20/98 | 348.07                  | 0.00                     | 39.56                 | 308.51                       | 79                    | 12      | 40            | 16            | 1,700 | --    | ND                  | --          |
| MW4 <sup>a</sup> | 10/21/98 | 348.07                  | 0.00                     | 40.51                 | 307.56                       | 200                   | 59      | 51            | 90            | 2,000 | --    | ND                  | --          |
| MW4 <sup>a</sup> | 02/22/99 | 348.07                  | 0.00                     | 41.46                 | 306.61                       | 45                    | 21      | 6.3           | 100           | 920   | --    | ND                  | --          |
| MW4 <sup>a</sup> | 05/27/99 | 348.07                  | 0.00                     | 41.71                 | 306.36                       | 67                    | 9.0     | 4.7           | 40            | 670   | --    | ND                  | --          |
| MW4 <sup>a</sup> | 09/16/99 | 348.07                  | 0.00                     | 43.71                 | 304.36                       | 150                   | 34      | 6.2           | 150           | 3,000 | --    | ND                  | --          |
| MW4 <sup>a</sup> | 11/15/99 | 348.07                  | 0.00                     | 44.15                 | 303.92                       | ND                    | ND      | ND            | ND            | ND    | --    | ND                  | --          |
| MW4 <sup>a</sup> | 03/02/00 | 348.07                  | 0.00                     | 41.08                 | 306.99                       | 10                    | 0.69    | <0.30         | 6.5           | 240   | --    | <10                 | --          |
| MW4 <sup>a</sup> | 06/06/00 | 348.07                  | 0.00                     | 43.09                 | 304.98                       | <0.20                 | 0.26    | <0.20         | <0.60         | <20   | --    | <0.30               | --          |
| MW4 <sup>a</sup> | 08/29/00 | 348.07                  | 0.00                     | 45.05                 | 303.02                       | 16                    | 14      | 12            | 20            | 620   | --    | <10                 | --          |
| MW4 <sup>a</sup> | 11/07/00 | 348.07                  | 0.00                     | 43.65                 | 304.42                       | 10                    | 5.2     | 7.7           | 51            | 410   | --    | <5.0                | --          |
| MW4 <sup>a</sup> | 01/30/01 | 348.07                  | 0.00                     | 44.81                 | 303.26                       | 15                    | 5.4     | 16            | 56            | 350   | --    | <1.0                | --          |
| MW4 <sup>a</sup> | 04/19/01 | 348.07                  | 0.00                     | 44.10                 | 303.97                       | 12                    | 3.4     | 11            | 50            | 330   | --    | <5.0                | --          |
| MW4 <sup>a</sup> | 07/27/01 | 348.07                  | 0.00                     | 44.20                 | 303.87                       | 24                    | 5.8     | 7.6           | 77            | 420   | --    | <0.30               | --          |
| MW4 <sup>a</sup> | 10/19/01 | 348.07                  | 0.00                     | 44.75                 | 303.32                       | 22                    | 9.2     | 23            | 130           | 680   | --    | <0.30               | --          |
| MW4 <sup>a</sup> | 01/15/02 | 350.69                  | 0.00                     | 43.35                 | 307.34                       | 9.10                  | 4.20    | 7.90          | 56.0          | 420   | --    | 1.00                | <0.5        |
| MW4 <sup>a</sup> | 04/09/02 | 350.69                  | 0.00                     | 45.47                 | 305.22                       | 15.2                  | 8.50    | 13.8          | 94.1          | 626   | --    | 0.90                | --          |
| MW4 <sup>a</sup> | 07/23/02 | 350.69                  | 0.00                     | 46.09                 | 304.60                       | 18.4                  | 9.60    | 17.2          | 88.7          | 775   | --    | 2.10                | --          |
| MW4 <sup>a</sup> | 10/16/02 | 350.69                  | 0.00                     | 43.71                 | 306.98                       | 16.6                  | 7.5     | 3.8           | 76.4          | 480   | --    | <0.5                | --          |
| MW4 <sup>a</sup> | 01/09/03 | 350.69                  | 0.00                     | 41.63                 | 309.06                       | 23.3                  | 20.4    | 15.8          | 132.0         | 1,120 | --    | --                  | <0.50       |
| MW4 <sup>a</sup> | 04/14/03 | 350.69                  | 0.00                     | 43.85                 | 306.84                       | 23.0                  | 13.6    | 8.6           | 106.0         | 783   | --    | --                  | <0.50       |
| MW4 <sup>a</sup> | 07/09/03 | 350.69                  | 0.00                     | 43.56                 | 307.13                       | 49.5                  | 27.6    | 21.3          | 227           | 1,570 | --    | 3.1                 | <0.5        |
| MW4 <sup>a</sup> | 10/01/03 | 350.69                  | 0.00                     | 44.27                 | 306.42                       | 33.2                  | 7.8     | 5.4           | 75.9          | 823   | --    | 1.1                 | <0.5        |

TABLE 2 GROUNDWATER MONITORING DATA, FORMER MOBIL STATION 04-H6J, 1024 MAIN STREET, PLEASANTON, CALIFORNIA

| Sample ID              | Date            | Casing Elevation (feet) | Product Thickness (feet) | Depth to Water (feet) | Groundwater Elevation (feet) | Concentrations (µg/L) |                 |               |                 |                 |       | MTBE (8020 or 8021) | MTBE (8260)      |
|------------------------|-----------------|-------------------------|--------------------------|-----------------------|------------------------------|-----------------------|-----------------|---------------|-----------------|-----------------|-------|---------------------|------------------|
|                        |                 |                         |                          |                       |                              | Benzene               | Toluene         | Ethyl-benzene | Total Xylenes   | TPH-g           | TPH-d |                     |                  |
| MW4 <sup>a</sup>       | 01/19/04        | 350.69                  | 0.00                     | 44.48                 | 306.21                       | 75.3                  | 15.3            | 2.3           | 233             | 2,360           | --    | --                  | <0.5             |
| MW4 <sup>a</sup>       | 04/01/04        | 350.69                  | 0.00                     | 44.06                 | 306.63                       | 78.8                  | 20.0            | 22.5          | 218             | 2,700           | --    | --                  | <0.5             |
| MW4 <sup>a</sup>       | 07/07/04        | 350.69                  | 0.00                     | 44.30                 | 306.39                       | 70.2                  | 6.9             | 18.7          | 146             | 1,410           | --    | --                  | <0.5             |
| MW4 <sup>a</sup>       | 10/12/04        | 350.69                  | 0.00                     | 44.98                 | 305.71                       | 35.4                  | 3.6             | 1.0           | 8.1             | 734             | --    | --                  | <0.5             |
| MW4 <sup>a</sup>       | 01/05/05        | 350.69                  | 0.00                     | 44.58                 | 306.11                       | 45.8                  | 11.2            | 1.0           | 68.1            | 1,100           | --    | --                  | <0.5             |
| MW4 <sup>a</sup>       | 04/14/05        | 350.69                  | 0.00                     | 40.44                 | 310.25                       | 2.00                  | 1.3             | 0.6           | 15.1            | 193             | --    | --                  | <0.5             |
| MW4 <sup>a</sup>       | 07/14/05        | 350.69                  | 0.00                     | 43.25                 | 307.44                       | 85.0                  | --              | 1.70          | <0.5            | <0.5            | <0.5  | --                  | <0.5             |
| MW4 <sup>a</sup>       | 10/17/05        | 350.69                  | 0.00                     | 44.12                 | 306.57                       | <0.5                  | <0.5            | <0.5          | 0.64            | 95.3            | --    | --                  | <0.5             |
| MW4 <sup>a</sup>       | 01/10/06        | 350.69                  | 0.00                     | 42.25                 | 308.44                       | <0.5                  | 1.4             | <0.5          | 1.2             | 67              | --    | --                  | <0.5             |
| MW4 <sup>a</sup>       | 04/05/06        | 350.69                  | 0.00                     | 40.20                 | 310.49                       | <0.50                 | <0.50           | <0.50         | 5.5             | 120             | --    | --                  | <0.500           |
| MW4 <sup>a</sup>       | 07/05/06        | 350.69                  | 0.00                     | 38.28                 | 312.41                       | 0.64                  | <0.50           | 5.51          | 2.62            | 182             | --    | --                  | <0.500           |
| MW4 <sup>a</sup>       | 10/04/06        | 350.69                  | 0.00                     | 41.16                 | 309.53                       | <0.50                 | <0.50           | <0.50         | <0.50           | <50.0           | --    | --                  | <0.500           |
| <b>MW4<sup>a</sup></b> | <b>01/02/07</b> | <b>350.69</b>           | <b>0.00</b>              | <b>41.11</b>          | <b>309.58</b>                | <b>&lt;0.50</b>       | <b>&lt;0.50</b> | <b>0.72</b>   | <b>&lt;0.50</b> | <b>&lt;50.0</b> | --    | --                  | <b>&lt;0.500</b> |
| MW5                    | 10/18/90        | 347.97                  | --                       | c                     | --                           | --                    | --              | --            | --              | --              | --    | --                  | --               |
| MW5                    | 08/06/91        | 347.97                  | 0.00                     | 34.25                 | 313.72                       | --                    | --              | --            | --              | --              | --    | --                  | --               |
| MW5                    | 01/08/92        | 347.97                  | 0.00                     | 34.22                 | 313.75                       | --                    | --              | --            | --              | --              | --    | --                  | --               |
| MW5                    | 04/30/92        | 347.97                  | --                       | Dry                   | --                           | --                    | --              | --            | --              | --              | --    | --                  | --               |
| MW5                    | 07/31/92        | 347.97                  | --                       | Dry                   | --                           | --                    | --              | --            | --              | --              | --    | --                  | --               |
| MW5                    | 10/27/92        | 347.97                  | --                       | Dry                   | --                           | --                    | --              | --            | --              | --              | --    | --                  | --               |
| MW5                    | 01/22/93        | 347.97                  | --                       | Dry                   | --                           | --                    | --              | --            | --              | --              | --    | --                  | --               |
| MW5                    | 04/05/93        | 347.97                  | --                       | Dry                   | --                           | --                    | --              | --            | --              | --              | --    | --                  | --               |
| MW5                    | 07/06/93        | 347.97                  | --                       | Dry                   | --                           | --                    | --              | --            | --              | --              | --    | --                  | --               |
| MW5                    | 11/30/93        | 347.97                  | --                       | Dry                   | --                           | --                    | --              | --            | --              | --              | --    | --                  | --               |
| MW5                    | 01/27/94        | 347.97                  | --                       | Dry                   | --                           | --                    | --              | --            | --              | --              | --    | --                  | --               |
| MW5                    | 04/25/94        | 347.97                  | 0.00                     | 34.23                 | 313.74                       | --                    | --              | --            | --              | --              | --    | --                  | --               |
| MW5                    | 07/08/94        | 347.97                  | --                       | Dry                   | --                           | --                    | --              | --            | --              | --              | --    | --                  | --               |
| MW5                    | 02/21/95        | 347.97                  | --                       | Dry                   | --                           | --                    | --              | --            | --              | --              | --    | --                  | --               |
| MW5                    | 05/03/95        | 347.97                  | --                       | Dry                   | --                           | --                    | --              | --            | --              | --              | --    | --                  | --               |
| MW5                    | 08/04/95        | 347.97                  | --                       | Dry                   | --                           | --                    | --              | --            | --              | --              | --    | --                  | --               |
| MW5                    | 11/10/95        | 347.97                  | --                       | Dry                   | --                           | --                    | --              | --            | --              | --              | --    | --                  | --               |
| MW5                    | 02/12/96        | 347.97                  | --                       | Dry                   | --                           | --                    | --              | --            | --              | --              | --    | --                  | --               |

TABLE 2 GROUNDWATER MONITORING DATA, FORMER MOBIL STATION 04-H6J, 1024 MAIN STREET, PLEASANTON, CALIFORNIA

| Sample ID        | Date     | Casing Elevation (feet) | Product Thickness (feet) | Depth to Water (feet) | Groundwater Elevation (feet) | Concentrations (µg/L) |         |               |               |       |       |                     |             |
|------------------|----------|-------------------------|--------------------------|-----------------------|------------------------------|-----------------------|---------|---------------|---------------|-------|-------|---------------------|-------------|
|                  |          |                         |                          |                       |                              | Benzene               | Toluene | Ethyl-benzene | Total Xylenes | TPH-g | TPH-d | MTBE (8020 or 8021) | MTBE (8260) |
| MW5              | 05/17/96 | 347.97                  | --                       | Dry                   | --                           | --                    | --      | --            | --            | --    | --    | --                  | --          |
| MW5              | 08/12/96 | 347.97                  | --                       | Dry                   | --                           | --                    | --      | --            | --            | --    | --    | --                  | --          |
| MW5              | 11/08/96 | 347.97                  | --                       | Dry                   | --                           | --                    | --      | --            | --            | --    | --    | --                  | --          |
| MW5              | 02/12/97 | 347.97                  | --                       | Dry                   | --                           | --                    | --      | --            | --            | --    | --    | --                  | --          |
| MW5              | 03/17/97 | 347.97                  | 0.00                     | 34.21                 | 313.76                       | --                    | --      | --            | --            | --    | --    | --                  | --          |
| MW5              | 05/13/97 | 347.97                  | --                       | --                    | --                           | --                    | --      | --            | --            | --    | --    | --                  | --          |
| MW5 <sup>d</sup> | 08/12/97 | 347.97                  | 0.00                     | 34.22                 | 313.75                       | --                    | --      | --            | --            | --    | --    | --                  | --          |
| MW5              | 10/31/97 | 347.97                  | 0.00                     | 34.19                 | 313.78                       | --                    | --      | --            | --            | --    | --    | --                  | --          |
| MW5              | 01/21/98 | 347.97                  | 0.00                     | 31.25                 | 316.72                       | --                    | --      | --            | --            | --    | --    | --                  | --          |
| MW5              | 04/24/98 | 347.97                  | 0.00                     | 34.21                 | 313.76                       | --                    | --      | --            | --            | --    | --    | --                  | --          |
| MW5              | 07/20/98 | 347.97                  | 0.00                     | 34.21                 | 313.76                       | --                    | --      | --            | --            | --    | --    | --                  | --          |
| MW5              | 10/21/98 | 347.97                  | 0.00                     | 34.20                 | 313.77                       | --                    | --      | --            | --            | --    | --    | --                  | --          |
| MW5              | 02/22/99 | 347.97                  | 0.00                     | 34.25                 | 313.72                       | --                    | --      | --            | --            | --    | --    | --                  | --          |
| MW5              | 05/27/99 | 347.97                  | 0.00                     | 34.01                 | 313.96                       | --                    | --      | --            | --            | --    | --    | --                  | --          |
| MW5              | 09/16/99 | 347.97                  | 0.00                     | 34.10                 | 313.87                       | --                    | --      | --            | --            | --    | --    | --                  | --          |
| MW5              | 11/15/99 | 347.97                  | 0.00                     | 35.21                 | 312.76                       | --                    | --      | --            | --            | --    | --    | --                  | --          |
| MW5 <sup>c</sup> | 03/02/00 | 347.97                  | --                       | --                    | --                           | --                    | --      | --            | --            | --    | --    | --                  | --          |
| MW5 <sup>c</sup> | 06/06/00 | 347.97                  | --                       | --                    | --                           | --                    | --      | --            | --            | --    | --    | --                  | --          |
| MW5              | 08/29/00 | 347.97                  | 0.00                     | 33.95                 | 314.02                       | --                    | --      | --            | --            | --    | --    | --                  | --          |
| MW5              | 11/07/00 | 347.97                  | 0.00                     | 33.99                 | 313.98                       | --                    | --      | --            | --            | --    | --    | --                  | --          |
| MW5              | 01/30/01 | 347.97                  | 0.00                     | 33.84                 | 314.13                       | --                    | --      | --            | --            | --    | --    | --                  | --          |
| MW5              | 04/19/01 | 347.97                  | 0.00                     | 33.62                 | 314.35                       | --                    | --      | --            | --            | --    | --    | --                  | --          |
| MW5              | 07/27/01 | 347.97                  | 0.00                     | 33.65                 | 314.32                       | --                    | --      | --            | --            | --    | --    | --                  | --          |
| MW5              | 10/19/01 | 347.97                  | 0.00                     | 33.75                 | 314.22                       | --                    | --      | --            | --            | --    | --    | --                  | --          |
| MW5 <sup>c</sup> | 01/15/02 | --                      | 0.00                     | 33.80                 | --                           | --                    | --      | --            | --            | --    | --    | --                  | --          |
| MW5              | 04/09/02 | 350.61                  | 0.00                     | 33.47                 | 317.14                       | --                    | --      | --            | --            | --    | --    | --                  | --          |
| MW5              | 07/23/02 | 350.61                  | 0.00                     | 34.05                 | 316.56                       | --                    | --      | --            | --            | --    | --    | --                  | --          |
| MW5              | 10/16/02 | 350.61                  | 0.00                     | 34.11                 | 316.50                       | --                    | --      | --            | --            | --    | --    | --                  | --          |
| MW5              | 01/09/03 | 350.61                  | 0.00                     | 34.02                 | 316.59                       | --                    | --      | --            | --            | --    | --    | --                  | --          |
| MW5              | 04/14/03 | 350.61                  | 0.00                     | 33.38                 | 317.23                       | --                    | --      | --            | --            | --    | --    | --                  | --          |
| MW5              | 07/09/03 | 350.61                  | 0.00                     | 33.43                 | 317.18                       | --                    | --      | --            | --            | --    | --    | --                  | --          |
| MW5              | 10/01/03 | 350.61                  | 0.00                     | 33.42                 | 317.19                       | --                    | --      | --            | --            | --    | --    | --                  | --          |
| MW5              | 01/19/04 | 350.61                  | 0.00                     | 33.34                 | 317.27                       | --                    | --      | --            | --            | --    | --    | --                  | --          |
| MW5              | 04/01/04 | 350.61                  | 0.00                     | 33.31                 | 317.30                       | --                    | --      | --            | --            | --    | --    | --                  | --          |

TABLE 2 GROUNDWATER MONITORING DATA, FORMER MOBIL STATION 04-H6J, 1024 MAIN STREET, PLEASANTON, CALIFORNIA

| Sample ID  | Date            | Casing Elevation (feet) | Product Thickness (feet) | Depth to Water (feet) | Groundwater Elevation (feet) | Concentrations (µg/L) |         |               |               |       |       | MTBE (8020 or 8021) | MTBE (8260) |
|------------|-----------------|-------------------------|--------------------------|-----------------------|------------------------------|-----------------------|---------|---------------|---------------|-------|-------|---------------------|-------------|
|            |                 |                         |                          |                       |                              | Benzene               | Toluene | Ethyl-benzene | Total Xylenes | TPH-g | TPH-d |                     |             |
| MW5        | 07/07/04        | 350.61                  | 0.00                     | 33.18                 | 317.43                       | --                    | --      | --            | --            | --    | --    | --                  | --          |
| MW5        | 10/12/04        | 350.61                  | 0.00                     | 33.14                 | 317.47                       | --                    | --      | --            | --            | --    | --    | --                  | --          |
| MW5        | 01/05/05        | 350.61                  | 0.00                     | 33.19                 | 317.42                       | --                    | --      | --            | --            | --    | --    | --                  | --          |
| MW5        | 04/14/05        | 350.61                  | 0.00                     | 33.15                 | 317.46                       | --                    | --      | --            | --            | --    | --    | --                  | --          |
| MW5        | 07/14/05        | 350.61                  | 0.00                     | 33.02                 | 317.59                       | --                    | --      | --            | --            | --    | --    | --                  | --          |
| MW5        | 10/17/05        | 350.61                  | 0.00                     | 33.12                 | 317.49                       | --                    | --      | --            | --            | --    | --    | --                  | --          |
| MW5        | 01/10/06        | 350.61                  | 0.00                     | 33.09                 | 317.52                       | --                    | --      | --            | --            | --    | --    | --                  | --          |
| MW5        | 04/05/06        | 350.61                  | 0.00                     | 32.85                 | 317.76                       | --                    | --      | --            | --            | --    | --    | --                  | --          |
| MW5        | 07/05/06        | 350.61                  | 0.00                     | 33.03                 | 317.58                       | --                    | --      | --            | --            | --    | --    | --                  | --          |
| MW5        | 10/04/06        | 350.61                  | 0.00                     | 33.15                 | 317.46                       | --                    | --      | --            | --            | --    | --    | --                  | --          |
| <b>MW5</b> | <b>01/02/07</b> | <b>350.61</b>           | <b>0.00</b>              | <b>33.07</b>          | <b>317.54</b>                | --                    | --      | --            | --            | --    | --    | --                  | --          |
| MW6        | 10/18/90        | 348.23                  | 0.00                     | 43.60                 | 304.63                       | 1,300                 | 150     | 120           | 85            | 3,000 | ND    | --                  | --          |
| MW6        | 08/06/91        | 348.23                  | 0.00                     | 39.07                 | 309.16                       | 220                   | 10      | 5.2           | 14            | 1,600 | --    | --                  | --          |
| MW6        | 01/08/92        | 348.23                  | 0.00                     | 39.18                 | 309.05                       | 81                    | 3.9     | 4.5           | 2.9           | 370   | --    | --                  | --          |
| MW6        | 04/30/92        | 348.23                  | 0.00                     | 40.46                 | 307.77                       | 180                   | 8.4     | 6.8           | 3.3           | 610   | --    | --                  | --          |
| MW6        | 07/31/92        | 348.23                  | 0.00                     | 43.61                 | 304.62                       | 1,500                 | 1,500   | 370           | 1,100         | 96    | --    | --                  | --          |
| MW6        | 10/27/92        | 348.23                  | 0.00                     | 43.68                 | 304.55                       | 27                    | ND      | 6             | 10            | 9,400 | --    | --                  | --          |
| MW6        | 01/22/93        | 348.23                  | 0.00                     | 35.66                 | 312.57                       | 12                    | 2.4     | 1.4           | 1.9           | 250   | --    | --                  | --          |
| MW6        | 04/05/93        | 348.23                  | 0.00                     | 34.41                 | 313.82                       | 2.3                   | 0.99    | ND            | 0.5           | 190   | --    | --                  | --          |
| MW6        | 07/06/93        | 348.23                  | 0.00                     | 36.01                 | 312.22                       | 1.4                   | 0.54    | ND            | ND            | 99    | --    | --                  | --          |
| MW6        | 11/30/93        | 348.23                  | 0.00                     | 38.36                 | 309.87                       | 9.1                   | ND      | ND            | ND            | 86    | --    | --                  | --          |
| MW6        | 01/27/94        | 348.23                  | 0.00                     | 42.57                 | 305.66                       | 1.7                   | ND      | ND            | ND            | 140   | --    | --                  | --          |
| MW6        | 04/25/94        | 348.23                  | 0.00                     | 40.77                 | 307.46                       | --                    | --      | --            | --            | --    | --    | --                  | --          |
| MW6        | 04/26/94        | 348.23                  | --                       | --                    | --                           | 40                    | ND      | ND            | ND            | 330   | --    | --                  | --          |
| MW6        | 07/08/94        | 348.23                  | 0.00                     | 41.82                 | 306.41                       | 8.8                   | 9.2     | 3.5           | 12            | 170   | --    | --                  | --          |
| MW6        | 10/05/94        | 348.23                  | 0.00                     | 42.64                 | 305.59                       | 100                   | 5.6     | 11            | 12            | 600   | --    | --                  | --          |
| MW6        | 02/21/95        | 348.23                  | 0.01                     | 35.55                 | 312.69                       | --                    | --      | --            | --            | --    | --    | --                  | --          |
| MW6        | 05/03/95        | 348.23                  | 0.00                     | 35.47                 | 312.76                       | --                    | --      | --            | --            | --    | --    | --                  | --          |
| MW6        | 05/04/95        | 348.23                  | --                       | --                    | --                           | 6.8                   | 1.8     | 7.4           | 7.1           | 350   | --    | --                  | --          |
| MW6        | 08/04/95        | 348.23                  | 0.00                     | 37.72                 | 310.51                       | 3.8                   | 1.7     | ND            | 1.1           | 150   | --    | 6.5                 | --          |
| MW6        | 11/10/95        | 348.23                  | 0.00                     | 40.31                 | 307.92                       | 6.6                   | 0.96    | 1.6           | 1.7           | 130   | --    | --                  | --          |
| MW6        | 02/12/96        | 348.23                  | 0.00                     | 36.92                 | 311.31                       | 2.8                   | 1.6     | 0.57          | 1.3           | 65    | --    | 5.2                 | --          |
| MW6        | 05/17/96        | 348.23                  | 0.00                     | 36.56                 | 311.67                       | 2.8                   | ND      | ND            | ND            | 91    | --    | ND                  | --          |
| MW6        | 08/12/96        | 348.23                  | 0.00                     | 39.12                 | 309.11                       | 4.6                   | 2.6     | ND            | 1.7           | 75    | --    | ND                  | --          |

TABLE 2 GROUNDWATER MONITORING DATA, FORMER MOBIL STATION 04-H6J, 1024 MAIN STREET, PLEASANTON, CALIFORNIA

| Sample ID        | Date     | Casing Elevation (feet) | Product Thickness (feet) | Depth to Water (feet) | Groundwater Elevation (feet) | Concentrations (µg/L) |         |               |               |       |       | MTBE (8020 or 8021) | MTBE (8260) |
|------------------|----------|-------------------------|--------------------------|-----------------------|------------------------------|-----------------------|---------|---------------|---------------|-------|-------|---------------------|-------------|
|                  |          |                         |                          |                       |                              | Benzene               | Toluene | Ethyl-benzene | Total Xylenes | TPH-g | TPH-d |                     |             |
| MW6              | 11/08/96 | 348.23                  | 0.00                     | 40.69                 | 307.54                       | 2.5                   | 0.60    | 0.50          | 0.68          | 60    | --    | ND                  | --          |
| MW6              | 02/12/97 | 348.23                  | 0.00                     | 34.99                 | 313.24                       | --                    | --      | --            | --            | --    | --    | --                  | --          |
| MW6 <sup>a</sup> | 03/17/97 | 348.23                  | 0.00                     | 37.76                 | 310.47                       | ND                    | ND      | ND            | ND            | ND    | --    | ND                  | --          |
| MW6 <sup>a</sup> | 05/13/97 | 348.23                  | 0.00                     | 38.45                 | 309.78                       | ND                    | ND      | ND            | ND            | ND    | --    | ND                  | --          |
| MW6 <sup>a</sup> | 08/12/97 | 348.23                  | 0.00                     | 41.33                 | 306.90                       | 1.3                   | ND      | ND            | ND            | 68    | --    | ND                  | --          |
| MW6 <sup>a</sup> | 10/31/97 | 348.23                  | 0.00                     | 41.68                 | 306.55                       | ND                    | ND      | ND            | ND            | ND    | --    | ND                  | --          |
| MW6 <sup>a</sup> | 01/21/98 | 348.23                  | 0.00                     | 41.62                 | 306.61                       | 2.1                   | ND      | 0.4           | ND            | 180   | --    | ND                  | --          |
| MW6 <sup>a</sup> | 04/24/98 | 348.23                  | 0.00                     | 37.42                 | 310.81                       | 1.0                   | ND      | ND            | ND            | 100   | --    | ND                  | --          |
| MW6 <sup>a</sup> | 07/20/98 | 348.23                  | 0.00                     | 40.01                 | 308.22                       | 1.5                   | 6.0     | 1.2           | 1.2           | 280   | --    | ND                  | --          |
| MW6 <sup>a</sup> | 10/21/98 | 348.23                  | 0.00                     | 42.93                 | 305.30                       | 9.1                   | 7.7     | ND            | 1.1           | 590   | --    | ND                  | --          |
| MW6 <sup>a</sup> | 02/22/99 | 348.23                  | 0.00                     | 41.83                 | 306.40                       | ND                    | 4.4     | ND            | ND            | 170   | --    | ND                  | --          |
| MW6 <sup>a</sup> | 05/27/99 | 348.23                  | 0.00                     | 42.13                 | 306.10                       | ND                    | 3.7     | ND            | 0.9           | 160   | --    | ND                  | --          |
| MW6 <sup>a</sup> | 09/16/99 | 348.23                  | 0.00                     | 44.27                 | 303.96                       | ND                    | ND      | ND            | ND            | 70    | --    | ND                  | --          |
| MW6 <sup>a</sup> | 11/15/99 | 348.23                  | 0.00                     | 44.65                 | 303.58                       | ND                    | ND      | ND            | ND            | ND    | --    | ND                  | --          |
| MW6 <sup>a</sup> | 03/02/00 | 348.23                  | 0.00                     | 41.50                 | 306.73                       | <0.30                 | <0.30   | <0.30         | <0.60         | <50   | --    | <10                 | --          |
| MW6 <sup>a</sup> | 06/06/00 | 348.23                  | 0.00                     | 44.48                 | 303.75                       | <1.0                  | 1.8     | <0.20         | <0.60         | 58    | --    | <0.30               | --          |
| MW6 <sup>a</sup> | 08/29/00 | 348.23                  | 0.00                     | 45.43                 | 302.80                       | <0.30                 | 4.1     | <0.30         | 0.64          | 150   | --    | <10                 | --          |
| MW6 <sup>a</sup> | 11/07/00 | 348.23                  | 0.00                     | 44.05                 | 304.18                       | <0.20                 | <0.20   | <0.20         | <0.60         | <20   | --    | <0.30               | --          |
| MW6 <sup>a</sup> | 01/30/01 | 348.23                  | 0.00                     | 45.12                 | 303.11                       | <0.20                 | <0.20   | <0.20         | <0.60         | 30    | --    | <0.30               | --          |
| MW6 <sup>a</sup> | 04/19/01 | 348.23                  | 0.00                     | 44.48                 | 303.75                       | <0.20                 | 0.32    | 0.66          | 1.2           | 51    | --    | <5.0                | --          |
| MW6 <sup>a</sup> | 07/27/01 | 348.23                  | 0.00                     | 44.59                 | 303.64                       | <1.0                  | <1.0    | 0.48          | 0.80          | 95    | --    | <1.0                | --          |
| MW6 <sup>a</sup> | 10/19/01 | 348.23                  | 0.00                     | 45.19                 | 303.04                       | <0.20                 | <0.20   | <0.20         | <0.60         | <50   | --    | <0.30               | --          |
| MW6 <sup>a</sup> | 01/15/02 | 350.90                  | 0.00                     | 43.74                 | 307.16                       | 17.9                  | 4.40    | 18.5          | 61.7          | 287   | --    | 2.00                | <0.5        |
| MW6 <sup>a</sup> | 04/09/02 | 350.90                  | 0.00                     | 47.66                 | 303.24                       | <0.50                 | <0.50   | <0.50         | <0.50         | <50.0 | --    | <0.50               | --          |
| MW6 <sup>a</sup> | 07/23/02 | 350.90                  | 0.00                     | 49.09                 | 301.81                       | <0.50                 | <0.50   | <0.50         | <0.50         | <50.0 | --    | <0.50               | --          |
| MW6 <sup>a</sup> | 10/16/02 | 350.90                  | 0.00                     | 44.18                 | 306.72                       | 26.7                  | 2.8     | 46.2          | 73.4          | 831   | --    | <0.5                | --          |
| MW6 <sup>a</sup> | 01/09/03 | 350.90                  | 0.00                     | 42.09                 | 308.81                       | 2.3                   | <0.50   | <0.50         | <0.50         | <50.0 | --    | --                  | <0.50       |
| MW6 <sup>a</sup> | 04/14/03 | 350.90                  | 0.00                     | 44.25                 | 306.65                       | <0.50                 | <0.50   | <0.50         | <0.50         | 73.9  | --    | --                  | <0.50       |

TABLE 2 GROUNDWATER MONITORING DATA, FORMER MOBIL STATION 04-H6J, 1024 MAIN STREET, PLEASANTON, CALIFORNIA

| Sample ID              | Date            | Casing Elevation (feet) | Product Thickness (feet) | Depth to Water (feet) | Groundwater Elevation (feet) | Concentrations (µg/L) |                 |                 |                 |                 |       | MTBE (8020 or 8021) | MTBE (8260)      |
|------------------------|-----------------|-------------------------|--------------------------|-----------------------|------------------------------|-----------------------|-----------------|-----------------|-----------------|-----------------|-------|---------------------|------------------|
|                        |                 |                         |                          |                       |                              | Benzene               | Toluene         | Ethyl-benzene   | Total Xylenes   | TPH-g           | TPH-d |                     |                  |
| MW6 <sup>a</sup>       | 07/09/03        | 350.90                  | 0.00                     | 43.94                 | 306.96                       | 0.70                  | 1.3             | 0.5             | 1.3             | 138             | --    | 2.0                 | <0.5             |
| MW6 <sup>a</sup>       | 10/01/03        | 350.90                  | 0.00                     | 44.65                 | 306.25                       | 0.80                  | <0.5            | <0.5            | 0.6             | 96.5            | --    | 2.0                 | <0.5             |
| MW6 <sup>a</sup>       | 01/19/04        | 350.90                  | 0.00                     | 44.81                 | 306.09                       | <0.5                  | <0.5            | <0.5            | <0.5            | <50             | --    | --                  | <0.5             |
| MW6 <sup>a</sup>       | 04/01/04        | 350.90                  | 0.00                     | 44.40                 | 306.50                       | <1.0                  | 1.9             | <1.0            | 4.7             | <100            | --    | --                  | <0.5             |
| MW6 <sup>a</sup>       | 07/07/04        | 350.90                  | 0.00                     | 44.65                 | 306.25                       | <0.5                  | <0.5            | <0.5            | <0.5            | <50             | --    | --                  | <0.5             |
| MW6 <sup>a</sup>       | 10/12/04        | 350.90                  | 0.00                     | 45.33                 | 305.57                       | <0.5                  | 2.4             | <0.5            | 3.4             | <50             | --    | --                  | <0.5             |
| MW6 <sup>a</sup>       | 01/05/05        | 350.90                  | 0.00                     | 45.00                 | 305.90                       | <0.5                  | <0.5            | <0.5            | <0.5            | <50             | --    | --                  | <0.5             |
| MW6 <sup>a</sup>       | 04/14/05        | 350.90                  | 0.00                     | 40.85                 | 310.05                       | <0.5                  | <0.5            | <0.5            | <0.5            | <50             | --    | --                  | <0.5             |
| MW6 <sup>a</sup>       | 07/14/05        | 350.90                  | 0.00                     | 43.58                 | 307.32                       | <50                   | --              | <0.5            | <0.5            | <0.5            | <0.5  | --                  | <0.5             |
| MW6 <sup>a</sup>       | 10/17/05        | 350.90                  | 0.00                     | 44.45                 | 306.45                       | <0.5                  | <0.5            | <0.5            | <0.5            | <50             | --    | --                  | <0.5             |
| MW6 <sup>a</sup>       | 01/10/06        | 350.90                  | 0.00                     | 42.57                 | 308.33                       | <0.5                  | <0.5            | <0.5            | <0.5            | <50             | --    | --                  | <0.5             |
| MW6 <sup>a</sup>       | 04/05/06        | 350.90                  | 0.00                     | 40.64                 | 310.26                       | <0.50                 | <0.50           | <0.50           | <0.50           | <50             | --    | --                  | <0.500           |
| MW6 <sup>a</sup>       | 07/05/06        | 350.90                  | 0.00                     | 38.70                 | 312.20                       | <0.50                 | <0.50           | <0.50           | <0.50           | <50.0           | --    | --                  | <0.500           |
| MW6 <sup>a</sup>       | 10/04/06        | 350.90                  | 0.00                     | 41.65                 | 309.25                       | <0.50                 | <0.50           | <0.50           | <0.50           | <50.0           | --    | --                  | <0.500           |
| <b>MW6<sup>a</sup></b> | <b>01/02/07</b> | <b>350.90</b>           | <b>0.00</b>              | <b>41.47</b>          | <b>309.43</b>                | <b>&lt;0.50</b>       | <b>&lt;0.50</b> | <b>&lt;0.50</b> | <b>&lt;0.50</b> | <b>&lt;50.0</b> | --    | --                  | <b>&lt;0.500</b> |
| MW7                    | 10/18/90        | 347.90                  | 0.00                     | 9.26                  | 338.64                       | 0                     | 0.5             | ND              | 0.8             | ND              | ND    | --                  | --               |
| MW7                    | 08/06/91        | 347.90                  | --                       | Dry                   | --                           | --                    | --              | --              | --              | --              | --    | --                  | --               |
| MW7                    | 01/08/92        | 347.90                  | 0.00                     | 23.79                 | 324.11                       | 7.8                   | 1.7             | ND              | 0.55            | 220             | --    | --                  | --               |
| MW7                    | 04/30/92        | 347.90                  | --                       | Dry                   | --                           | --                    | --              | --              | --              | --              | --    | --                  | --               |
| MW7                    | 07/31/92        | 347.90                  | --                       | Dry                   | --                           | --                    | --              | --              | --              | --              | --    | --                  | --               |
| MW7                    | 10/27/92        | 347.90                  | --                       | Dry                   | --                           | --                    | --              | --              | --              | --              | --    | --                  | --               |
| MW7                    | 01/22/93        | 347.90                  | --                       | Dry                   | --                           | --                    | --              | --              | --              | --              | --    | --                  | --               |
| MW7                    | 04/05/93        | 347.90                  | --                       | Dry                   | --                           | --                    | --              | --              | --              | --              | --    | --                  | --               |
| MW7                    | 07/06/93        | 347.90                  | --                       | Dry                   | --                           | --                    | --              | --              | --              | --              | --    | --                  | --               |
| MW7                    | 11/30/93        | 347.90                  | --                       | Dry                   | --                           | --                    | --              | --              | --              | --              | --    | --                  | --               |
| MW7                    | 01/27/94        | 347.90                  | --                       | Dry                   | --                           | --                    | --              | --              | --              | --              | --    | --                  | --               |
| MW7                    | 04/25/94        | 347.90                  | --                       | Dry                   | --                           | --                    | --              | --              | --              | --              | --    | --                  | --               |
| MW7                    | 07/08/94        | 347.90                  | --                       | Dry                   | --                           | --                    | --              | --              | --              | --              | --    | --                  | --               |
| MW7                    | 02/21/95        | 347.90                  | --                       | Dry                   | --                           | --                    | --              | --              | --              | --              | --    | --                  | --               |
| MW7                    | 05/03/95        | 347.90                  | --                       | Dry                   | --                           | --                    | --              | --              | --              | --              | --    | --                  | --               |

TABLE 2 GROUNDWATER MONITORING DATA, FORMER MOBIL STATION 04-H6J, 1024 MAIN STREET, PLEASANTON, CALIFORNIA

| Sample ID | Date     | Casing Elevation (feet) | Product Thickness (feet) | Depth to Water (feet) | Groundwater Elevation (feet) | Concentrations (µg/L) |         |               |               |       |       |                     |             |
|-----------|----------|-------------------------|--------------------------|-----------------------|------------------------------|-----------------------|---------|---------------|---------------|-------|-------|---------------------|-------------|
|           |          |                         |                          |                       |                              | Benzene               | Toluene | Ethyl-benzene | Total Xylenes | TPH-g | TPH-d | MTBE (8020 or 8021) | MTBE (8260) |
| MW7       | 08/04/95 | 347.90                  | --                       | Dry                   | --                           | --                    | --      | --            | --            | --    | --    | --                  | --          |
| MW7       | 11/10/95 | 347.90                  | --                       | Dry                   | --                           | --                    | --      | --            | --            | --    | --    | --                  | --          |
| MW7       | 02/12/96 | 347.90                  | --                       | Dry                   | --                           | --                    | --      | --            | --            | --    | --    | --                  | --          |
| MW7       | 05/17/96 | 347.90                  | --                       | Dry                   | --                           | --                    | --      | --            | --            | --    | --    | --                  | --          |
| MW7       | 08/12/96 | 347.90                  | --                       | Dry                   | --                           | --                    | --      | --            | --            | --    | --    | --                  | --          |
| MW7       | 11/08/96 | 347.90                  | --                       | Dry                   | --                           | --                    | --      | --            | --            | --    | --    | --                  | --          |
| MW7       | 02/12/97 | 347.90                  | --                       | Dry                   | --                           | --                    | --      | --            | --            | --    | --    | --                  | --          |
| MW7       | 03/17/97 | 347.90                  | --                       | Dry                   | --                           | --                    | --      | --            | --            | --    | --    | --                  | --          |
| MW7       | 05/13/97 | 347.90                  | --                       | --                    | --                           | --                    | --      | --            | --            | --    | --    | --                  | --          |
| MW7       | 08/12/97 | 347.90                  | --                       | Dry                   | --                           | --                    | --      | --            | --            | --    | --    | --                  | --          |
| MW7       | 10/31/97 | 347.90                  | --                       | Dry                   | --                           | --                    | --      | --            | --            | --    | --    | --                  | --          |
| MW7       | 01/21/98 | 347.90                  | --                       | Dry                   | --                           | --                    | --      | --            | --            | --    | --    | --                  | --          |
| MW7       | 04/24/98 | 347.90                  | 0.00                     | 24.44                 | 323.46                       | --                    | --      | --            | --            | --    | --    | --                  | --          |
| MW7       | 07/20/98 | 347.90                  | --                       | Dry                   | --                           | --                    | --      | --            | --            | --    | --    | --                  | --          |
| MW7       | 10/21/98 | 347.90                  | --                       | Dry                   | --                           | --                    | --      | --            | --            | --    | --    | --                  | --          |
| MW7       | 02/22/99 | 347.90                  | 0.00                     | 23.69                 | 324.21                       | --                    | --      | --            | --            | --    | --    | --                  | --          |
| MW7       | 05/27/99 | 347.90                  | 0.00                     | 23.67                 | 324.23                       | --                    | --      | --            | --            | --    | --    | --                  | --          |
| MW7       | 09/16/99 | 347.90                  | 0.00                     | 23.19                 | 324.71                       | --                    | --      | --            | --            | --    | --    | --                  | --          |
| MW7       | 11/15/99 | 347.90                  | --                       | Dry                   | --                           | --                    | --      | --            | --            | --    | --    | --                  | --          |
| MW7       | 03/02/00 | 347.90                  | 0.00                     | 18.10                 | 329.80                       | --                    | --      | --            | --            | --    | --    | --                  | --          |
| MW7       | 06/06/00 | 347.90                  | 0.00                     | 24.19                 | 323.71                       | --                    | --      | --            | --            | --    | --    | --                  | --          |
| MW7       | 08/29/00 | 347.90                  | 0.00                     | 19.40                 | 328.50                       | --                    | --      | --            | --            | --    | --    | --                  | --          |
| MW7       | 11/07/00 | 347.90                  | 0.00                     | 20.20                 | 327.70                       | --                    | --      | --            | --            | --    | --    | --                  | --          |
| MW7       | 01/30/01 | 347.90                  | 0.00                     | 18.77                 | 329.13                       | --                    | --      | --            | --            | --    | --    | --                  | --          |
| MW7       | 04/19/01 | 347.90                  | 0.00                     | 17.26                 | 330.64                       | --                    | --      | --            | --            | --    | --    | --                  | --          |
| MW7       | 07/27/01 | 347.90                  | 0.00                     | 18.98                 | 328.92                       | --                    | --      | --            | --            | --    | --    | --                  | --          |
| MW7       | 10/19/01 | 347.90                  | 0.00                     | 17.27                 | 330.63                       | --                    | --      | --            | --            | --    | --    | --                  | --          |
| MW7       | 01/15/02 | 350.47                  | 0.00                     | 17.21                 | 333.26                       | --                    | --      | --            | --            | --    | --    | --                  | --          |
| MW7       | 04/09/02 | 350.47                  | 0.00                     | 15.46                 | 335.01                       | --                    | --      | --            | --            | --    | --    | --                  | --          |
| MW7       | 07/23/02 | 350.47                  | 0.00                     | 18.40                 | 332.07                       | --                    | --      | --            | --            | --    | --    | --                  | --          |
| MW7       | 10/16/02 | 350.47                  | 0.00                     | 19.23                 | 331.24                       | --                    | --      | --            | --            | --    | --    | --                  | --          |
| MW7       | 01/09/03 | 350.47                  | 0.00                     | 18.68                 | 331.79                       | --                    | --      | --            | --            | --    | --    | --                  | --          |
| MW7       | 04/14/03 | 350.47                  | 0.00                     | 12.93                 | 337.54                       | --                    | --      | --            | --            | --    | --    | --                  | --          |
| MW7       | 07/09/03 | 350.47                  | 0.00                     | 15.68                 | 334.79                       | --                    | --      | --            | --            | --    | --    | --                  | --          |
| MW7       | 10/01/03 | 350.47                  | 0.00                     | 13.04                 | 337.43                       | --                    | --      | --            | --            | --    | --    | --                  | --          |



TABLE 2 GROUNDWATER MONITORING DATA, FORMER MOBIL STATION 04-H6J, 1024 MAIN STREET, PLEASANTON, CALIFORNIA

| Sample ID  | Date            | Casing Elevation (feet) | Product Thickness (feet) | Depth to Water (feet) | Groundwater Elevation (feet) | Concentrations (µg/L) |         |               |               |                  |       |                     |             |
|------------|-----------------|-------------------------|--------------------------|-----------------------|------------------------------|-----------------------|---------|---------------|---------------|------------------|-------|---------------------|-------------|
|            |                 |                         |                          |                       |                              | Benzene               | Toluene | Ethyl-benzene | Total Xylenes | TPH-g            | TPH-d | MTBE (8020 or 8021) | MTBE (8260) |
| MW7        | 01/19/04        | 350.47                  | 0.00                     | 11.65                 | 338.82                       | --                    | --      | --            | --            | --               | --    | --                  | --          |
| MW7        | 04/01/04        | 350.47                  | 0.00                     | 13.33                 | 337.14                       | --                    | --      | --            | --            | --               | --    | --                  | --          |
| MW7        | 07/07/04        | 350.47                  | 0.00                     | 10.97                 | 339.50                       | --                    | --      | --            | --            | --               | --    | --                  | --          |
| MW7        | 10/12/04        | 350.47                  | 0.00                     | 8.72                  | 341.75                       | --                    | --      | --            | --            | --               | --    | --                  | --          |
| MW7        | 01/05/05        | 350.47                  | 0.00                     | 8.19                  | 342.28                       | --                    | --      | --            | --            | --               | --    | --                  | --          |
| MW7        | 04/14/05        | 350.47                  | 0.00                     | 7.50                  | 342.97                       | --                    | --      | --            | --            | --               | --    | --                  | --          |
| MW7        | 07/14/05        | 350.47                  | 0.00                     | 7.59                  | 342.88                       | --                    | --      | --            | --            | --               | --    | --                  | --          |
| MW7        | 10/17/05        | 350.47                  | 0.00                     | 7.94                  | 342.53                       | --                    | --      | --            | --            | --               | --    | --                  | --          |
| MW7        | 01/10/06        | 350.47                  | 0.00                     | 8.01                  | 342.46                       | --                    | --      | --            | --            | --               | --    | --                  | --          |
| MW7        | 04/05/06        | 350.47                  | 0.00                     | 7.48                  | 342.99                       | --                    | --      | --            | --            | --               | --    | --                  | --          |
| MW7        | 07/05/06        | 350.47                  | 0.00                     | 8.08                  | 342.39                       | --                    | --      | --            | --            | --               | --    | --                  | --          |
| MW7        | 10/04/06        | 350.47                  | 0.00                     | 8.89                  | 341.58                       | --                    | --      | --            | --            | --               | --    | --                  | --          |
| <b>MW7</b> | <b>01/02/07</b> | <b>350.47</b>           | <b>0.00</b>              | <b>8.79</b>           | <b>341.68</b>                | --                    | --      | --            | --            | --               | --    | --                  | --          |
| MW8        | 10/18/90        | 348.90                  | 0.00                     | 11.30                 | 337.60                       | 3                     | 5       | 7             | 62            | 900              | ND    | --                  | --          |
| MW8        | 08/06/91        | 348.90                  | --                       | Dry                   | --                           | --                    | --      | --            | --            | --               | --    | --                  | --          |
| MW8        | 01/08/92        | 348.90                  | --                       | Dry                   | --                           | --                    | --      | --            | --            | --               | --    | --                  | --          |
| MW8        | 04/30/92        | 348.90                  | --                       | Dry                   | --                           | --                    | --      | --            | --            | --               | --    | --                  | --          |
| MW8        | 07/31/92        | 348.90                  | 0.00                     | 12.04                 | 336.86                       | ND                    | ND      | ND            | 1.3           | 270 <sup>e</sup> | --    | --                  | --          |
| MW8        | 10/27/92        | 348.90                  | --                       | Dry                   | --                           | --                    | --      | --            | --            | --               | --    | --                  | --          |
| MW8        | 01/22/93        | 348.90                  | --                       | Dry                   | --                           | --                    | --      | --            | --            | --               | --    | --                  | --          |
| MW8        | 04/05/93        | 348.90                  | --                       | Dry                   | --                           | --                    | --      | --            | --            | --               | --    | --                  | --          |
| MW8        | 07/06/93        | 348.90                  | 0.00                     | 7.48                  | 341.42                       | ND                    | ND      | ND            | ND            | ND               | --    | --                  | --          |
| MW8        | 11/30/93        | 348.90                  | --                       | Dry                   | --                           | --                    | --      | --            | --            | --               | --    | --                  | --          |
| MW8        | 01/27/94        | 348.90                  | --                       | Dry                   | --                           | --                    | --      | --            | --            | --               | --    | --                  | --          |
| MW8        | 04/25/94        | 348.90                  | --                       | Dry                   | --                           | --                    | --      | --            | --            | --               | --    | --                  | --          |
| MW8        | 07/08/94        | 348.90                  | --                       | Dry                   | --                           | --                    | --      | --            | --            | --               | --    | --                  | --          |
| MW8        | 10/05/94        | 348.90                  | --                       | --                    | --                           | --                    | --      | --            | --            | --               | --    | --                  | --          |
| MW8        | 02/21/95        | 348.90                  | --                       | Dry                   | --                           | --                    | --      | --            | --            | --               | --    | --                  | --          |
| MW8        | 05/03/95        | 348.90                  | --                       | Dry                   | --                           | --                    | --      | --            | --            | --               | --    | --                  | --          |
| MW8        | 08/04/95        | 348.90                  | --                       | Dry                   | --                           | --                    | --      | --            | --            | --               | --    | --                  | --          |
| MW8        | 11/10/95        | 348.90                  | --                       | Dry                   | --                           | --                    | --      | --            | --            | --               | --    | --                  | --          |
| MW8        | 02/12/96        | 348.90                  | --                       | Dry                   | --                           | --                    | --      | --            | --            | --               | --    | --                  | --          |
| MW8        | 05/17/96        | 348.90                  | --                       | Dry                   | --                           | --                    | --      | --            | --            | --               | --    | --                  | --          |
| MW8        | 08/12/96        | 348.90                  | --                       | Dry                   | --                           | --                    | --      | --            | --            | --               | --    | --                  | --          |

TABLE 2 GROUNDWATER MONITORING DATA, FORMER MOBIL STATION 04-H6J, 1024 MAIN STREET, PLEASANTON, CALIFORNIA

| Sample ID | Date     | Casing Elevation (feet) | Product Thickness (feet) | Depth to Water (feet) | Groundwater Elevation (feet) | Concentrations (µg/L) |         |               |               |       |       |                     |             |
|-----------|----------|-------------------------|--------------------------|-----------------------|------------------------------|-----------------------|---------|---------------|---------------|-------|-------|---------------------|-------------|
|           |          |                         |                          |                       |                              | Benzene               | Toluene | Ethyl-benzene | Total Xylenes | TPH-g | TPH-d | MTBE (8020 or 8021) | MTBE (8260) |
| MW8       | 11/08/96 | 348.90                  | --                       | Dry                   | --                           | --                    | --      | --            | --            | --    | --    | --                  | --          |
| MW8       | 02/12/97 | 348.90                  | --                       | Dry                   | --                           | --                    | --      | --            | --            | --    | --    | --                  | --          |
| MW8       | 03/17/97 | 348.90                  | --                       | Dry                   | --                           | --                    | --      | --            | --            | --    | --    | --                  | --          |
| MW8       | 05/13/97 | 348.90                  | --                       | --                    | --                           | --                    | --      | --            | --            | --    | --    | --                  | --          |
| MW8       | 08/12/97 | 348.90                  | --                       | Dry                   | --                           | --                    | --      | --            | --            | --    | --    | --                  | --          |
| MW8       | 10/31/97 | 348.90                  | 0.00                     | 18.88                 | 330.02                       | --                    | --      | --            | --            | --    | --    | --                  | --          |
| MW8       | 01/21/98 | 348.90                  | 0.00                     | 19.50                 | 329.40                       | --                    | --      | --            | --            | --    | --    | --                  | --          |
| MW8       | 04/24/98 | 348.90                  | 0.00                     | 18.53                 | 330.37                       | --                    | --      | --            | --            | --    | --    | --                  | --          |
| MW8       | 07/20/98 | 348.90                  | 0.00                     | 19.22                 | 329.68                       | --                    | --      | --            | --            | --    | --    | --                  | --          |
| MW8       | 10/21/98 | 348.90                  | 0.00                     | 20.19                 | 328.71                       | --                    | --      | --            | --            | --    | --    | --                  | --          |
| MW8       | 02/22/99 | 348.90                  | 0.00                     | 20.64                 | 328.26                       | --                    | --      | --            | --            | --    | --    | --                  | --          |
| MW8       | 05/27/99 | 348.90                  | 0.00                     | 20.53                 | 328.37                       | --                    | --      | --            | --            | --    | --    | --                  | --          |
| MW8       | 09/16/99 | 348.90                  | 0.00                     | 18.10                 | 330.80                       | --                    | --      | --            | --            | --    | --    | --                  | --          |
| MW8       | 11/15/99 | 348.90                  | 0.00                     | 19.52                 | 329.38                       | --                    | --      | --            | --            | --    | --    | --                  | --          |
| MW8       | 03/02/00 | 348.90                  | 0.00                     | 17.42                 | 331.48                       | --                    | --      | --            | --            | --    | --    | --                  | --          |
| MW8       | 06/06/00 | 348.90                  | 0.00                     | 18.02                 | 330.88                       | --                    | --      | --            | --            | --    | --    | --                  | --          |
| MW8       | 08/29/00 | 348.90                  | 0.00                     | 16.90                 | 332.00                       | --                    | --      | --            | --            | --    | --    | --                  | --          |
| MW8       | 11/07/00 | 348.90                  | 0.00                     | 17.45                 | 331.45                       | --                    | --      | --            | --            | --    | --    | --                  | --          |
| MW8       | 01/30/01 | 348.90                  | 0.00                     | 16.61                 | 332.29                       | --                    | --      | --            | --            | --    | --    | --                  | --          |
| MW8       | 04/19/01 | 348.90                  | 0.00                     | 16.81                 | 332.09                       | --                    | --      | --            | --            | --    | --    | --                  | --          |
| MW8       | 07/27/01 | 348.90                  | 0.00                     | 16.61                 | 332.29                       | --                    | --      | --            | --            | --    | --    | --                  | --          |
| MW8       | 10/19/01 | 348.90                  | 0.00                     | 16.69                 | 332.21                       | --                    | --      | --            | --            | --    | --    | --                  | --          |
| MW8       | 01/15/02 | 351.45                  | 0.00                     | 16.75                 | 334.70                       | --                    | --      | --            | --            | --    | --    | --                  | --          |
| MW8       | 04/09/02 | 351.45                  | 0.00                     | 15.63                 | 335.82                       | --                    | --      | --            | --            | --    | --    | --                  | --          |
| MW8       | 07/23/02 | 351.45                  | 0.00                     | 17.86                 | 333.59                       | --                    | --      | --            | --            | --    | --    | --                  | --          |
| MW8       | 10/16/02 | 351.45                  | 0.00                     | 18.58                 | 332.87                       | --                    | --      | --            | --            | --    | --    | --                  | --          |
| MW8       | 01/09/03 | 351.45                  | 0.00                     | 17.70                 | 333.75                       | --                    | --      | --            | --            | --    | --    | --                  | --          |
| MW8       | 04/14/03 | 351.45                  | 0.00                     | 14.87                 | 336.58                       | --                    | --      | --            | --            | --    | --    | --                  | --          |
| MW8       | 07/09/03 | 351.45                  |                          | Well not located      |                              | --                    | --      | --            | --            | --    | --    | --                  | --          |
| MW8       | 10/01/03 | 351.45                  |                          | Well not located      |                              | --                    | --      | --            | --            | --    | --    | --                  | --          |
| MW8       | 01/19/04 | 351.45                  | 0.00                     | 13.90                 | 337.55                       | --                    | --      | --            | --            | --    | --    | --                  | --          |
| MW8       | 04/01/04 | 351.45                  | 0.00                     | 13.62                 | 337.83                       | --                    | --      | --            | --            | --    | --    | --                  | --          |
| MW8       | 07/07/04 | 351.45                  | 0.00                     | 12.40                 | 339.05                       | --                    | --      | --            | --            | --    | --    | --                  | --          |
| MW8       | 10/12/04 | 351.45                  | 0.00                     | 10.99                 | 340.46                       | --                    | --      | --            | --            | --    | --    | --                  | --          |
| MW8       | 01/05/05 | 351.45                  | 0.00                     | 10.81                 | 340.64                       | --                    | --      | --            | --            | --    | --    | --                  | --          |

TABLE 2 GROUNDWATER MONITORING DATA, FORMER MOBIL STATION 04-H6J, 1024 MAIN STREET, PLEASANTON, CALIFORNIA

| Sample ID      | Date            | Casing Elevation (feet) | Product Thickness (feet) | Depth to Water (feet) | Groundwater Elevation (feet) | Concentrations (µg/L) |         |               |               |        |       |                     |             |
|----------------|-----------------|-------------------------|--------------------------|-----------------------|------------------------------|-----------------------|---------|---------------|---------------|--------|-------|---------------------|-------------|
|                |                 |                         |                          |                       |                              | Benzene               | Toluene | Ethyl-benzene | Total Xylenes | TPH-g  | TPH-d | MTBE (8020 or 8021) | MTBE (8260) |
| MW8            | 04/14/05        | 351.45                  | 0.00                     | 10.20                 | 341.25                       | --                    | --      | --            | --            | --     | --    | --                  | --          |
| MW8            | 07/14/05        | 351.45                  | 0.00                     | 10.06                 | 341.39                       | --                    | --      | --            | --            | --     | --    | --                  | --          |
| MW8            | 10/17/05        | 351.45                  | 0.00                     | 10.42                 | 341.03                       | --                    | --      | --            | --            | --     | --    | --                  | --          |
| MW8            | 01/10/06        | 351.45                  | 0.00                     | 11.26                 | 340.19                       | --                    | --      | --            | --            | --     | --    | --                  | --          |
| MW8            | 04/05/06        | 351.45                  | 0.00                     | 9.82                  | 341.63                       | --                    | --      | --            | --            | --     | --    | --                  | --          |
| MW8            | 07/05/06        | 351.45                  | 0.00                     | 10.43                 | 341.02                       | --                    | --      | --            | --            | --     | --    | --                  | --          |
| MW8            | 10/04/06        | 351.45                  | 0.00                     | 11.24                 | 340.21                       | --                    | --      | --            | --            | --     | --    | --                  | --          |
| <b>MW8</b>     | <b>01/02/07</b> | <b>351.45</b>           | <b>0.00</b>              | <b>11.13</b>          | <b>340.32</b>                | --                    | --      | --            | --            | --     | --    | --                  | --          |
| MW9            | 02/04/92        | 348.53                  | 0.00                     | 43.54                 | 304.99                       | 3,000                 | 740     | 1,200         | 2,500         | 16,000 | --    | --                  | --          |
| MW9            | 04/30/92        | 348.53                  | 0.00                     | 42.83                 | 305.70                       | 1,000                 | 120     | 410           | 350           | 5,600  | --    | --                  | --          |
| MW9            | 07/31/92        | 348.53                  | 0.00                     | 47.36                 | 301.17                       | 1,800                 | 1,900   | 620           | 940           | 93     | --    | --                  | --          |
| MW9            | 10/27/92        | 348.53                  | 0.00                     | 48.32                 | 300.21                       | 2,400                 | 1,600   | 680           | 1,100         | 13,000 | --    | --                  | --          |
| MW9            | 01/22/93        | 348.53                  | 0.00                     | 39.11                 | 309.42                       | 1,200                 | 200     | 510           | 350           | 5,600  | --    | --                  | --          |
| MW9            | 04/05/93        | 348.53                  | 0.00                     | 37.10                 | 311.43                       | 1,300                 | 510     | 620           | 670           | 7,900  | --    | --                  | --          |
| MW9            | 07/06/93        | 348.53                  | 0.00                     | 39.21                 | 309.32                       | 510                   | 46      | 170           | 150           | 3,200  | --    | --                  | --          |
| MW9            | 11/30/93        | 348.53                  | 0.00                     | 40.58                 | 307.95                       | 610                   | 28      | 220           | 65            | 2,800  | --    | --                  | --          |
| MW9            | 01/27/94        | 348.53                  | 0.00                     | 44.32                 | 304.21                       | 1,400                 | 130     | 230           | 700           | 11,000 | --    | --                  | --          |
| MW9            | 04/25/94        | 348.53                  | 0.00                     | 43.05                 | 305.48                       | --                    | --      | --            | --            | --     | --    | --                  | --          |
| MW9            | 04/26/94        | 348.53                  | --                       | --                    | --                           | 460                   | 56      | 160           | 220           | 3,900  | --    | --                  | --          |
| MW9            | 07/08/94        | 348.53                  | 0.00                     | 45.72                 | 302.81                       | 340                   | 82      | 96            | 220           | 2,600  | --    | --                  | --          |
| Well destroyed |                 |                         |                          |                       |                              |                       |         |               |               |        |       |                     |             |
| MW10           | 11/30/93        | 347.95                  | 0.00                     | 37.97                 | 309.98                       | ND                    | ND      | ND            | ND            | ND     | --    | --                  | --          |
| MW10           | 01/27/94        | 347.95                  | 0.00                     | 42.16                 | 305.79                       | ND                    | ND      | ND            | 1.2           | ND     | --    | --                  | --          |
| MW10           | 04/25/94        | 347.95                  | 0.00                     | 40.39                 | 307.56                       | --                    | --      | --            | --            | --     | --    | --                  | --          |
| MW10           | 04/26/94        | 347.95                  | --                       | --                    | --                           | 17                    | 0.84    | ND            | ND            | 810    | --    | --                  | --          |
| MW10           | 07/08/94        | 347.95                  | 0.00                     | 41.45                 | 306.50                       | 18                    | 12      | 3.7           | 14            | 110    | --    | --                  | --          |
| MW10           | 10/05/94        | 347.95                  | 0.00                     | 42.28                 | 305.67                       | 8.0                   | 5.0     | 0.85          | 4.5           | 87     | --    | --                  | --          |
| MW10           | 02/21/95        | 347.95                  | 0.00                     | 35.14                 | 312.81                       | 3.6                   | 12      | 1.8           | 9.5           | 70     | --    | --                  | --          |
| MW10           | 05/03/95        | 347.95                  | 0.00                     | 35.07                 | 312.88                       | ND                    | ND      | ND            | ND            | ND     | --    | --                  | --          |
| MW10           | 08/04/95        | 347.95                  | 0.00                     | 37.42                 | 310.53                       | ND                    | ND      | ND            | ND            | ND     | --    | ND                  | --          |
| MW10           | 11/10/95        | 347.95                  | 0.00                     | 39.95                 | 308.00                       | ND                    | ND      | ND            | ND            | ND     | --    | --                  | --          |
| MW10           | 02/12/96        | 347.95                  | 0.00                     | 36.57                 | 311.38                       | ND                    | 1.9     | ND            | 1.2           | ND     | --    | 1.2                 | --          |
| MW10           | 05/17/96        | 347.95                  | 0.00                     | 36.18                 | 311.77                       | ND                    | ND      | ND            | ND            | ND     | --    | ND                  | --          |

TABLE 2 GROUNDWATER MONITORING DATA, FORMER MOBIL STATION 04-H6J, 1024 MAIN STREET, PLEASANTON, CALIFORNIA

| Sample ID         | Date     | Casing Elevation (feet) | Product Thickness (feet) | Depth to Water (feet) | Groundwater Elevation (feet) | Concentrations (µg/L) |         |               |               |       |       | MTBE (8020 or 8021) | MTBE (8260) |
|-------------------|----------|-------------------------|--------------------------|-----------------------|------------------------------|-----------------------|---------|---------------|---------------|-------|-------|---------------------|-------------|
|                   |          |                         |                          |                       |                              | Benzene               | Toluene | Ethyl-benzene | Total Xylenes | TPH-g | TPH-d |                     |             |
| MW10              | 08/12/96 | 347.95                  | 0.00                     | 38.76                 | 309.19                       | ND                    | ND      | ND            | ND            | ND    | --    | ND                  | --          |
| MW10              | 11/08/96 | 347.95                  | 0.00                     | 40.35                 | 307.60                       | ND                    | ND      | ND            | ND            | ND    | --    | ND                  | --          |
| MW10              | 02/12/97 | 347.95                  | 0.00                     | 34.62                 | 313.33                       | --                    | --      | --            | --            | --    | --    | --                  | --          |
| MW10 <sup>a</sup> | 03/17/97 | 347.95                  | 0.00                     | 37.40                 | 310.55                       | ND                    | ND      | ND            | ND            | ND    | --    | ND                  | --          |
| MW10 <sup>a</sup> | 05/13/97 | 347.95                  | 0.00                     | 38.08                 | 309.87                       | ND                    | ND      | ND            | ND            | ND    | --    | ND                  | --          |
| MW10 <sup>a</sup> | 08/12/97 | 347.95                  | 0.00                     | 40.97                 | 306.98                       | ND                    | ND      | ND            | ND            | ND    | --    | ND                  | --          |
| MW10 <sup>a</sup> | 10/31/97 | 347.95                  | 0.00                     | 41.29                 | 306.66                       | ND                    | ND      | ND            | ND            | ND    | --    | ND                  | --          |
| MW10 <sup>a</sup> | 01/21/98 | 347.95                  | 0.00                     | 41.88                 | 306.07                       | ND                    | ND      | ND            | ND            | ND    | --    | ND                  | --          |
| MW10 <sup>a</sup> | 04/24/98 | 347.95                  | 0.00                     | 37.06                 | 310.89                       | ND                    | ND      | ND            | ND            | ND    | --    | ND                  | --          |
| MW10 <sup>a</sup> | 07/20/98 | 347.95                  | 0.00                     | 39.62                 | 308.33                       | ND                    | ND      | ND            | ND            | ND    | --    | ND                  | --          |
| MW10 <sup>a</sup> | 10/21/98 | 347.95                  | 0.00                     | 42.39                 | 305.56                       | ND                    | ND      | ND            | ND            | ND    | --    | ND                  | --          |
| MW10              | 02/22/99 | 347.95                  | 0.00                     | 41.51                 | 306.44                       | --                    | --      | --            | --            | --    | --    | --                  | --          |
| MW10              | 05/27/99 | 347.95                  | 0.00                     | 41.78                 | 306.17                       | --                    | --      | --            | --            | --    | --    | --                  | --          |
| MW10              | 09/16/99 | 347.95                  | 0.00                     | 43.82                 | 304.13                       | --                    | --      | --            | --            | --    | --    | --                  | --          |
| MW10              | 11/15/99 | 347.95                  | 0.00                     | 42.35                 | 305.60                       | --                    | --      | --            | --            | --    | --    | --                  | --          |
| MW10              | 03/02/00 | 347.95                  | 0.00                     | 41.20                 | 306.75                       | --                    | --      | --            | --            | --    | --    | --                  | --          |
| MW10              | 06/06/00 | 347.95                  | 0.00                     | 43.15                 | 304.80                       | --                    | --      | --            | --            | --    | --    | --                  | --          |
| MW10              | 08/29/00 | 347.95                  | 0.00                     | 45.17                 | 302.78                       | --                    | --      | --            | --            | --    | --    | --                  | --          |
| MW10              | 11/07/00 | 347.95                  | 0.00                     | 43.71                 | 304.24                       | --                    | --      | --            | --            | --    | --    | --                  | --          |
| MW10 <sup>a</sup> | 01/30/01 | 347.95                  | 0.00                     | 44.77                 | 303.18                       | <0.20                 | <0.20   | <0.20         | <0.60         | <20   | --    | <0.30               | --          |
| MW10              | 04/19/01 | 347.95                  | 0.00                     | 44.16                 | 303.79                       | --                    | --      | --            | --            | --    | --    | --                  | --          |
| MW10              | 07/27/01 | 347.95                  | 0.00                     | 44.26                 | 303.69                       | --                    | --      | --            | --            | --    | --    | --                  | --          |
| MW10              | 10/19/01 | 347.95                  | 0.00                     | 44.84                 | 303.11                       | --                    | --      | --            | --            | --    | --    | --                  | --          |
| MW10 <sup>a</sup> | 01/15/02 | 350.60                  | 0.00                     | 43.40                 | 307.20                       | <0.50                 | <0.50   | <0.50         | <0.50         | <50.0 | --    | <0.50               | --          |
| MW10              | 04/09/02 | 350.60                  | 0.00                     | 45.56                 | 305.04                       | --                    | --      | --            | --            | --    | --    | --                  | --          |
| MW10              | 07/23/02 | 350.60                  | 0.00                     | 46.21                 | 304.39                       | --                    | --      | --            | --            | --    | --    | --                  | --          |
| MW10              | 10/16/02 | 350.60                  | 0.00                     | 43.80                 | 306.80                       | --                    | --      | --            | --            | --    | --    | --                  | --          |
| MW10              | 01/09/03 | 350.60                  | 0.00                     | 41.71                 | 308.89                       | <0.50                 | <0.50   | <0.50         | <0.50         | <50.0 | --    | --                  | 0.60        |
| MW10              | 04/14/03 | 350.60                  | 0.00                     | 43.91                 | 306.69                       | --                    | --      | --            | --            | --    | --    | --                  | --          |
| MW10              | 07/09/03 | 350.60                  | 0.00                     | 43.61                 | 306.99                       | --                    | --      | --            | --            | --    | --    | --                  | --          |
| MW10              | 10/01/03 | 350.60                  | 0.00                     | 44.34                 | 306.26                       | --                    | --      | --            | --            | --    | --    | --                  | --          |
| MW10 <sup>a</sup> | 01/19/04 | 350.60                  | 0.00                     | 44.50                 | 306.10                       | <0.5                  | <0.5    | <0.5          | <0.5          | <50   | --    | --                  | <0.5        |

TABLE 2 GROUNDWATER MONITORING DATA, FORMER MOBIL STATION 04-H6J, 1024 MAIN STREET, PLEASANTON, CALIFORNIA

| Sample ID               | Date            | Casing Elevation (feet) | Product Thickness (feet) | Depth to Water (feet) | Groundwater Elevation (feet) | Concentrations (µg/L) |                 |                 |                 |                 |       | MTBE (8020 or 8021) | MTBE (8260)      |
|-------------------------|-----------------|-------------------------|--------------------------|-----------------------|------------------------------|-----------------------|-----------------|-----------------|-----------------|-----------------|-------|---------------------|------------------|
|                         |                 |                         |                          |                       |                              | Benzene               | Toluene         | Ethyl-benzene   | Total Xylenes   | TPH-g           | TPH-d |                     |                  |
| MW10                    | 04/01/04        | 350.60                  | 0.00                     | 44.07                 | 306.53                       | --                    | --              | --              | --              | --              | --    | --                  | --               |
| MW10                    | 07/07/04        | 350.60                  | 0.00                     | 44.35                 | 306.25                       | --                    | --              | --              | --              | --              | --    | --                  | --               |
| MW10                    | 10/12/04        | 350.60                  | 0.00                     | 45.04                 | 305.56                       | --                    | --              | --              | --              | --              | --    | --                  | --               |
| MW10                    | 01/05/05        | 350.60                  | 0.00                     | 44.66                 | 305.94                       | <0.5                  | <0.5            | <0.5            | <0.5            | <50             | --    | --                  | <0.5             |
| MW10                    | 04/14/05        | 350.60                  | 0.00                     | 40.51                 | 310.09                       | --                    | --              | --              | --              | --              | --    | --                  | --               |
| MW10                    | 07/14/05        | 350.60                  | 0.00                     | 43.24                 | 307.36                       | --                    | --              | --              | --              | --              | --    | --                  | --               |
| MW10                    | 10/17/05        | 350.60                  | 0.00                     | 44.13                 | 306.47                       | --                    | --              | --              | --              | --              | --    | --                  | --               |
| MW10 <sup>a</sup>       | 01/10/06        | 350.60                  | 0.00                     | 42.23                 | 308.37                       | <0.5                  | <0.5            | <0.5            | <0.5            | <50             | --    | --                  | <0.5             |
| MW10                    | 04/05/06        | 350.60                  | 0.00                     | 40.30                 | 310.30                       | --                    | --              | --              | --              | --              | --    | --                  | --               |
| MW10                    | 07/05/06        | 350.60                  | 0.00                     | 38.79                 | 311.81                       | --                    | --              | --              | --              | --              | --    | --                  | --               |
| MW10                    | 10/04/06        | 350.60                  | 0.00                     | 41.30                 | 309.30                       | --                    | --              | --              | --              | --              | --    | --                  | --               |
| <b>MW10<sup>a</sup></b> | <b>01/02/07</b> | <b>350.60</b>           | <b>0.00</b>              | <b>41.15</b>          | <b>309.45</b>                | <b>&lt;0.50</b>       | <b>&lt;0.50</b> | <b>&lt;0.50</b> | <b>&lt;0.50</b> | <b>&lt;50.0</b> | --    | --                  | <b>&lt;0.500</b> |
| MW11                    | 11/30/93        | 347.56                  | 0.00                     | 38.41                 | 309.15                       | ND                    | ND              | ND              | 1.6             | ND              | --    | --                  | --               |
| MW11                    | 01/27/94        | 347.56                  | 0.00                     | 38.02                 | 309.54                       | ND                    | ND              | ND              | ND              | ND              | --    | --                  | --               |
| MW11                    | 04/25/94        | 347.56                  | 0.00                     | 38.77                 | 308.79                       | --                    | --              | --              | --              | --              | --    | --                  | --               |
| MW11                    | 04/26/94        | 347.56                  | --                       | --                    | --                           | ND                    | ND              | ND              | 1.7             | ND              | --    | --                  | --               |
| MW11                    | 07/08/94        | 347.56                  | 0.00                     | 41.70                 | 305.86                       | 23                    | 18              | 4.0             | 15              | 120             | --    | --                  | --               |
| MW11                    | 10/05/94        | 347.56                  | 0.00                     | 44.49                 | 303.07                       | 12                    | 19              | 4.6             | 24              | 130             | --    | --                  | --               |
| MW11                    | 02/21/95        | 347.56                  | 0.00                     | 41.74                 | 305.82                       | 27                    | 64              | 7.3             | 36              | 300             | --    | --                  | --               |
| MW11                    | 05/03/95        | 347.56                  | 0.00                     | 34.64                 | 312.92                       | ND                    | ND              | ND              | ND              | ND              | --    | --                  | --               |
| MW11                    | 08/04/95        | 347.56                  | 0.00                     | 35.28                 | 312.28                       | ND                    | ND              | ND              | ND              | ND              | --    | ND                  | --               |
| MW11                    | 11/10/95        | 347.56                  | 0.00                     | 36.85                 | 310.71                       | ND                    | 0.88            | ND              | 0.88            | ND              | --    | --                  | --               |
| MW11                    | 02/12/96        | 347.56                  | 0.00                     | 36.18                 | 311.38                       | ND                    | 1.7             | ND              | 1.2             | ND              | --    | 1.3                 | --               |
| MW11                    | 05/17/96        | 347.56                  | 0.00                     | 34.39                 | 313.17                       | ND                    | ND              | ND              | ND              | ND              | --    | ND                  | --               |
| MW11                    | 08/12/96        | 347.56                  | 0.00                     | 35.64                 | 311.92                       | ND                    | ND              | ND              | ND              | ND              | --    | ND                  | --               |
| MW11                    | 11/08/96        | 347.56                  | 0.00                     | 37.34                 | 310.22                       | ND                    | ND              | ND              | 0.81            | ND              | --    | ND                  | --               |
| MW11                    | 02/12/97        | 347.56                  | 0.00                     | 35.37                 | 312.19                       | --                    | --              | --              | --              | --              | --    | --                  | --               |
| MW11 <sup>a</sup>       | 03/17/97        | 347.56                  | 0.00                     | 35.11                 | 312.45                       | ND                    | ND              | ND              | ND              | ND              | --    | ND                  | --               |
| MW11 <sup>a</sup>       | 05/13/97        | 347.56                  | 0.00                     | 36.19                 | 311.37                       | ND                    | ND              | ND              | ND              | ND              | --    | ND                  | --               |
| MW11 <sup>a</sup>       | 08/12/97        | 347.56                  | 0.00                     | 37.73                 | 309.83                       | ND                    | ND              | ND              | ND              | ND              | --    | ND                  | --               |
| MW11 <sup>a</sup>       | 10/31/97        | 347.56                  | 0.00                     | 40.48                 | 307.08                       | ND                    | ND              | ND              | ND              | ND              | --    | ND                  | --               |
| MW11 <sup>a</sup>       | 01/21/98        | 347.56                  | 0.00                     | 38.28                 | 309.28                       | ND                    | ND              | ND              | ND              | ND              | --    | ND                  | --               |

TABLE 2 GROUNDWATER MONITORING DATA, FORMER MOBIL STATION 04-H6J, 1024 MAIN STREET, PLEASANTON, CALIFORNIA

| Sample ID         | Date     | Casing Elevation (feet) | Product Thickness (feet) | Depth to Water (feet) | Groundwater Elevation (feet) | Concentrations (µg/L) |         |               |               |       |       | MTBE (8020 or 8021) | MTBE (8260) |
|-------------------|----------|-------------------------|--------------------------|-----------------------|------------------------------|-----------------------|---------|---------------|---------------|-------|-------|---------------------|-------------|
|                   |          |                         |                          |                       |                              | Benzene               | Toluene | Ethyl-benzene | Total Xylenes | TPH-g | TPH-d |                     |             |
| MW11 <sup>a</sup> | 04/24/98 | 347.56                  | 0.00                     | 34.50                 | 313.06                       | ND                    | ND      | ND            | ND            | ND    | --    | ND                  | --          |
| MW11 <sup>a</sup> | 07/20/98 | 347.56                  | 0.00                     | 40.21                 | 307.35                       | ND                    | ND      | ND            | ND            | ND    | --    | ND                  | --          |
| MW11 <sup>a</sup> | 10/21/98 | 347.56                  | 0.00                     | 43.07                 | 304.49                       | ND                    | ND      | ND            | ND            | ND    | --    | ND                  | --          |
| MW11              | 02/22/99 | 347.56                  | 0.00                     | 42.32                 | 305.24                       | --                    | --      | --            | --            | --    | --    | --                  | --          |
| MW11              | 05/27/99 | 347.56                  | 0.00                     | 42.27                 | 305.29                       | --                    | --      | --            | --            | --    | --    | --                  | --          |
| MW11              | 09/16/99 | 347.56                  | 0.00                     | 43.91                 | 303.65                       | --                    | --      | --            | --            | --    | --    | --                  | --          |
| MW11 <sup>c</sup> | 11/15/99 | 347.56                  | --                       | --                    | --                           | --                    | --      | --            | --            | --    | --    | --                  | --          |
| MW11              | 03/02/00 | 347.56                  | --                       | Dry                   | --                           | --                    | --      | --            | --            | --    | --    | --                  | --          |
| MW11              | 06/06/00 | 347.56                  | 0.00                     | 44.06                 | 303.50                       | --                    | --      | --            | --            | --    | --    | --                  | --          |
| MW11 <sup>c</sup> | 08/29/00 | 347.56                  | --                       | --                    | --                           | --                    | --      | --            | --            | --    | --    | --                  | --          |
| MW11 <sup>c</sup> | 11/07/00 | 347.56                  | --                       | --                    | --                           | --                    | --      | --            | --            | --    | --    | --                  | --          |
| MW11 <sup>c</sup> | 01/30/01 | 347.56                  | --                       | --                    | --                           | --                    | --      | --            | --            | --    | --    | --                  | --          |
| MW11              | 02/16/01 | 347.56                  | --                       | --                    | --                           | <0.20                 | <0.20   | <0.20         | <0.60         | <20   | --    | <0.30               | --          |
| MW11              | 04/19/01 | 347.56                  | 0.00                     | 39.14                 | 308.42                       | --                    | --      | --            | --            | --    | --    | --                  | --          |
| MW11 <sup>a</sup> | 07/27/01 | 347.56                  | 0.00                     | 43.82                 | 303.74                       | <0.20                 | <0.20   | <0.20         | <0.60         | <50   | --    | <0.30               | --          |
| MW11              | 10/19/01 | 347.56                  | 0.00                     | 43.18                 | 304.38                       | --                    | --      | --            | --            | --    | --    | --                  | --          |
| MW11 <sup>a</sup> | 01/15/02 | 350.16                  | 0.00                     | 37.10                 | 313.06                       | <0.50                 | <0.50   | <0.50         | <0.50         | <50.0 | --    | <0.50               | --          |
| MW11              | 04/09/02 | 350.16                  | 0.00                     | 43.80                 | 306.36                       | --                    | --      | --            | --            | --    | --    | --                  | --          |
| MW11 <sup>a</sup> | 07/23/02 | 350.16                  | 0.00                     | 43.88                 | 306.28                       | <0.50                 | <0.50   | <0.50         | <0.50         | <50.0 | --    | <0.50               | --          |
| MW11              | 10/16/02 | 350.16                  | 0.00                     | 43.87                 | 306.29                       | --                    | --      | --            | --            | --    | --    | --                  | --          |
| MW11 <sup>a</sup> | 01/09/03 | 350.16                  | 0.00                     | 36.13                 | 314.03                       | <0.50                 | <0.50   | <0.50         | <0.50         | <50.0 | --    | --                  | <0.50       |
| MW11              | 04/14/03 | 350.16                  | 0.00                     | 38.41                 | 311.75                       | --                    | --      | --            | --            | --    | --    | --                  | --          |
| MW11 <sup>a</sup> | 07/09/03 | 350.16                  | 0.00                     | 42.84                 | 307.32                       | <0.5                  | <0.5    | <0.5          | <0.5          | <50   | --    | <0.5                | <0.5        |
| MW11              | 10/01/03 | 350.16                  | 0.00                     | 43.85                 | 306.31                       | --                    | --      | --            | --            | --    | --    | --                  | --          |
| MW11 <sup>a</sup> | 01/19/04 | 350.16                  | 0.00                     | 38.42                 | 311.74                       | <0.5                  | <0.5    | <0.5          | <0.5          | <50   | --    | --                  | <0.5        |
| MW11              | 04/01/04 | 350.16                  | 0.00                     | 42.32                 | 307.84                       | --                    | --      | --            | --            | --    | --    | --                  | --          |
| MW11 <sup>a</sup> | 07/07/04 | 350.16                  | 0.00                     | 43.70                 | 306.46                       | <0.5                  | <0.5    | <0.5          | <0.5          | <50   | --    | --                  | <0.5        |
| MW11              | 10/12/04 | 350.16                  | 0.00                     | 43.79                 | 306.37                       | --                    | --      | --            | --            | --    | --    | --                  | --          |
| MW11              | 01/05/05 | 350.16                  | 0.00                     | 41.98                 | 308.18                       | <0.5                  | <0.5    | <0.5          | <0.5          | <50   | --    | --                  | <0.5        |
| MW11              | 04/14/05 | 350.16                  | 0.00                     | 35.13                 | 315.03                       | --                    | --      | --            | --            | --    | --    | --                  | --          |
| MW11              | 07/14/05 | 350.16                  | 0.00                     | 42.45                 | 307.71                       | <50                   | --      | <0.5          | <0.5          | <0.5  | <0.5  | --                  | <0.5        |

TABLE 2 GROUNDWATER MONITORING DATA, FORMER MOBIL STATION 04-H6J, 1024 MAIN STREET, PLEASANTON, CALIFORNIA

| Sample ID               | Date            | Casing Elevation (feet) | Product Thickness (feet) | Depth to Water (feet) | Groundwater Elevation (feet) | Concentrations (µg/L) |                 |                 |                 |                 |       |                     |                  |
|-------------------------|-----------------|-------------------------|--------------------------|-----------------------|------------------------------|-----------------------|-----------------|-----------------|-----------------|-----------------|-------|---------------------|------------------|
|                         |                 |                         |                          |                       |                              | Benzene               | Toluene         | Ethyl-benzene   | Total Xylenes   | TPH-g           | TPH-d | MTBE (8020 or 8021) | MTBE (8260)      |
| MW11                    | 10/17/05        | 350.16                  | 0.00                     | 35.03                 | 315.13                       | --                    | --              | --              | --              | --              | --    | --                  | --               |
| MW11 <sup>a</sup>       | 01/10/06        | 350.16                  | 0.00                     | 34.58                 | 315.58                       | <0.5                  | 0.67            | <0.5            | 0.55            | <50             | --    | --                  | <0.5             |
| MW11                    | 04/05/06        | 350.16                  | 0.00                     | 39.98                 | 310.18                       | --                    | --              | --              | --              | --              | --    | --                  | --               |
| MW11 <sup>a</sup>       | 07/05/06        | 350.16                  | 0.00                     | 34.86                 | 315.30                       | <0.50                 | <0.50           | <0.50           | <0.50           | <50.0           | --    | --                  | <0.500           |
| MW11 <sup>a</sup>       | 10/04/06        | 350.16                  | 0.00                     | 34.88                 | 315.28                       | --                    | --              | --              | --              | --              | --    | --                  | --               |
| <b>MW11<sup>a</sup></b> | <b>01/02/07</b> | <b>350.16</b>           | <b>0.00</b>              | <b>34.61</b>          | <b>315.55</b>                | <b>&lt;0.50</b>       | <b>&lt;0.50</b> | <b>&lt;0.50</b> | <b>&lt;0.50</b> | <b>&lt;50.0</b> | --    | --                  | <b>&lt;0.500</b> |
| MW12                    | 11/30/93        | 347.15                  | 0.00                     | 37.97                 | 309.18                       | 1.8                   | 4.3             | 2.5             | 11              | 55              | --    | --                  | --               |
| MW12                    | 01/27/94        | 347.15                  | 0.00                     | 44.02                 | 303.13                       | ND                    | ND              | ND              | ND              | ND              | --    | --                  | --               |
| MW12                    | 04/25/94        | 347.15                  | 0.00                     | 42.27                 | 304.88                       | --                    | --              | --              | --              | --              | --    | --                  | --               |
| MW12                    | 04/26/94        | 347.15                  | --                       | --                    | --                           | ND                    | ND              | ND              | 1.4             | ND              | --    | --                  | --               |
| MW12                    | 07/08/94        | 347.15                  | 0.00                     | 43.26                 | 303.89                       | 8.4                   | 7.4             | 1.9             | 7.1             | 53              | --    | --                  | --               |
| MW12                    | 10/05/94        | 347.15                  | 0.00                     | 44.32                 | 302.83                       | 27                    | 56              | 13              | 67              | 350             | --    | --                  | --               |
| MW12                    | 02/21/95        | 347.15                  | 0.00                     | 37.83                 | 309.32                       | 4.0                   | 4.0             | 0.77            | 3.6             | ND              | --    | --                  | --               |
| MW12                    | 05/03/95        | 347.15                  | 0.00                     | 37.24                 | 309.91                       | ND                    | ND              | ND              | ND              | ND              | --    | --                  | --               |
| MW12                    | 08/04/95        | 347.15                  | 0.00                     | 39.07                 | 308.08                       | ND                    | ND              | ND              | ND              | ND              | --    | ND                  | --               |
| MW12                    | 11/10/95        | 347.15                  | 0.00                     | 41.24                 | 305.91                       | ND                    | ND              | ND              | ND              | ND              | --    | --                  | --               |
| MW12                    | 02/12/96        | 347.15                  | 0.00                     | 38.19                 | 308.96                       | ND                    | 2.1             | ND              | 1.3             | ND              | --    | 2.5                 | --               |
| MW12 <sup>c</sup>       | 05/17/96        | 347.15                  | --                       | --                    | --                           | --                    | --              | --              | --              | --              | --    | --                  | --               |
| MW12                    | 08/12/96        | 347.15                  | 0.00                     | 40.32                 | 306.83                       | ND                    | ND              | ND              | ND              | ND              | --    | ND                  | --               |
| MW12                    | 11/08/96        | 347.15                  | 0.00                     | 41.32                 | 305.83                       | ND                    | ND              | ND              | ND              | ND              | --    | ND                  | --               |
| MW12                    | 02/12/97        | 347.15                  | 0.00                     | 35.98                 | 311.17                       | --                    | --              | --              | --              | --              | --    | --                  | --               |
| MW12 <sup>a</sup>       | 03/17/97        | 347.15                  | 0.00                     | 38.67                 | 308.48                       | ND                    | ND              | ND              | ND              | ND              | --    | ND                  | --               |
| MW12 <sup>a</sup>       | 05/13/97        | 347.15                  | 0.00                     | 39.68                 | 307.47                       | ND                    | ND              | ND              | ND              | ND              | --    | ND                  | --               |
| MW12 <sup>a</sup>       | 08/12/97        | 347.15                  | 0.00                     | 42.81                 | 304.34                       | ND                    | ND              | ND              | ND              | ND              | --    | ND                  | --               |
| MW12 <sup>a</sup>       | 10/31/97        | 347.15                  | 0.00                     | 43.28                 | 303.87                       | ND                    | ND              | ND              | ND              | ND              | --    | ND                  | --               |
| MW12 <sup>a</sup>       | 01/21/98        | 347.15                  | 0.00                     | 43.10                 | 304.05                       | ND                    | ND              | ND              | ND              | ND              | --    | ND                  | --               |
| MW12 <sup>a</sup>       | 04/24/98        | 347.15                  | 0.00                     | 38.23                 | 308.92                       | ND                    | ND              | ND              | ND              | ND              | --    | ND                  | --               |
| MW12 <sup>a</sup>       | 07/20/98        | 347.15                  | 0.00                     | 41.09                 | 306.06                       | ND                    | ND              | ND              | ND              | ND              | --    | ND                  | --               |
| MW12 <sup>a</sup>       | 10/21/98        | 347.15                  | 0.00                     | 44.23                 | 302.92                       | ND                    | ND              | ND              | ND              | ND              | --    | ND                  | --               |
| MW12 <sup>c</sup>       | 02/22/99        | 347.15                  | 0.00                     | --                    | --                           | --                    | --              | --              | --              | --              | --    | --                  | --               |

TABLE 2 GROUNDWATER MONITORING DATA, FORMER MOBIL STATION 04-H6J, 1024 MAIN STREET, PLEASANTON, CALIFORNIA

| Sample ID               | Date            | Casing Elevation (feet) | Product Thickness (feet) | Depth to Water (feet) | Groundwater Elevation (feet) | Concentrations (µg/L) |                 |                 |                 |                 |           | MTBE (8020 or 8021) | MTBE (8260)      |
|-------------------------|-----------------|-------------------------|--------------------------|-----------------------|------------------------------|-----------------------|-----------------|-----------------|-----------------|-----------------|-----------|---------------------|------------------|
|                         |                 |                         |                          |                       |                              | Benzene               | Toluene         | Ethyl-benzene   | Total Xylenes   | TPH-g           | TPH-d     |                     |                  |
| MW12                    | 05/27/99        | 347.15                  | 0.00                     | 43.18                 | 303.97                       | --                    | --              | --              | --              | --              | --        | --                  | --               |
| MW12                    | 09/16/99        | 347.15                  | 0.00                     | 46.29                 | 300.86                       | --                    | --              | --              | --              | --              | --        | --                  | --               |
| MW12 <sup>c</sup>       | 11/15/99        | 347.15                  | 0.00                     | --                    | --                           | --                    | --              | --              | --              | --              | --        | --                  | --               |
| MW12 <sup>a</sup>       | 03/02/00        | 347.15                  | 0.00                     | 43.93                 | 303.22                       | <0.30                 | <0.30           | <0.30           | <0.60           | <50             | --        | <10                 | --               |
| MW12                    | 06/06/00        | 347.15                  | 0.00                     | 44.93                 | 302.22                       | --                    | --              | --              | --              | --              | --        | --                  | --               |
| MW12                    | 08/29/00        | 347.15                  | 0.00                     | 48.06                 | 299.09                       | --                    | --              | --              | --              | --              | --        | --                  | --               |
| MW12                    | 11/07/00        | 347.15                  | 0.00                     | 47.77                 | 299.38                       | --                    | --              | --              | --              | --              | --        | --                  | --               |
| MW12 <sup>a</sup>       | 01/30/01        | 347.15                  | 0.00                     | 48.85                 | 298.30                       | <0.20                 | <0.20           | <0.20           | <0.60           | <20             | --        | <0.30               | --               |
| MW12                    | 04/19/01        | 347.15                  | 0.00                     | 47.09                 | 300.06                       | --                    | --              | --              | --              | --              | --        | --                  | --               |
| MW12                    | 07/27/01        | 347.15                  | 0.00                     | 47.52                 | 299.63                       | --                    | --              | --              | --              | --              | --        | --                  | --               |
| MW12                    | 10/19/01        | 347.15                  | 0.00                     | 48.22                 | 298.93                       | --                    | --              | --              | --              | --              | --        | --                  | --               |
| MW12 <sup>a</sup>       | 01/15/02        | 349.74                  | 0.00                     | 46.69                 | 303.05                       | <0.50                 | <0.50           | <0.50           | <0.50           | <50.0           | --        | <0.50               | --               |
| MW12                    | 04/09/02        | 349.74                  | 0.00                     | 48.78                 | 300.96                       | --                    | --              | --              | --              | --              | --        | --                  | --               |
| MW12                    | 07/23/02        | 349.74                  | 0.00                     | 49.42                 | 300.32                       | --                    | --              | --              | --              | --              | --        | --                  | --               |
| MW12                    | 10/16/02        | 349.74                  | 0.00                     | 47.24                 | 302.50                       | --                    | --              | --              | --              | --              | --        | --                  | --               |
| MW12 <sup>a</sup>       | 01/09/03        | 349.74                  | 0.00                     | 44.99                 | 304.75                       | <0.50                 | <0.50           | <0.50           | <0.50           | <50.0           | --        | --                  | <0.50            |
| MW12                    | 04/14/03        | 349.74                  | 0.00                     | 46.37                 | 303.37                       | --                    | --              | --              | --              | --              | --        | --                  | --               |
| MW12                    | 07/09/03        | 349.74                  | 0.00                     | 45.91                 | 303.83                       | --                    | --              | --              | --              | --              | --        | --                  | --               |
| MW12                    | 10/01/03        | 349.74                  | 0.00                     | 46.91                 | 302.83                       | --                    | --              | --              | --              | --              | --        | --                  | --               |
| MW12 <sup>a</sup>       | 01/19/04        | 349.74                  | 0.00                     | 46.77                 | 302.97                       | <0.5                  | <0.5            | <0.5            | <0.5            | <50             | --        | --                  | <0.5             |
| MW12                    | 04/01/04        | 349.74                  | 0.00                     | 46.20                 | 303.54                       | --                    | --              | --              | --              | --              | --        | --                  | --               |
| MW12                    | 07/07/04        | 349.74                  | 0.00                     | 46.58                 | 303.16                       | --                    | --              | --              | --              | --              | --        | --                  | --               |
| MW12                    | 10/12/04        | 349.74                  | 0.00                     | 47.73                 | 302.01                       | --                    | --              | --              | --              | --              | --        | --                  | --               |
| MW12                    | 01/05/05        | 349.74                  | 0.00                     | 47.39                 | 302.35                       | <0.5                  | <0.5            | <0.5            | <0.5            | <50             | --        | --                  | <0.5             |
| MW12                    | 04/14/05        | 349.74                  | 0.00                     | 42.61                 | 307.13                       | --                    | --              | --              | --              | --              | --        | --                  | --               |
| MW12                    | 07/14/05        | 349.74                  | 0.00                     | 44.98                 | 304.76                       | --                    | --              | --              | --              | --              | --        | --                  | --               |
| MW12                    | 10/17/05        | 349.74                  | 0.00                     | 45.55                 | 304.19                       | --                    | --              | --              | --              | --              | --        | --                  | --               |
| MW12 <sup>a</sup>       | 01/10/06        | 349.74                  | 0.00                     | 43.58                 | 306.16                       | <0.5                  | 0.50            | <0.5            | <0.5            | <50             | --        | --                  | <0.5             |
| MW12                    | 04/05/06        | 349.74                  | 0.00                     | 40.81                 | 308.93                       | --                    | --              | --              | --              | --              | --        | --                  | --               |
| MW12                    | 07/05/06        | 349.74                  | 0.00                     | 35.68                 | 314.06                       | --                    | --              | --              | --              | --              | --        | --                  | --               |
| MW12                    | 10/04/06        | 349.74                  | 0.00                     | 41.89                 | 307.85                       | --                    | --              | --              | --              | --              | --        | --                  | --               |
| <b>MW12<sup>a</sup></b> | <b>01/02/07</b> | <b>349.74</b>           | <b>0.00</b>              | <b>40.89</b>          | <b>308.85</b>                | <b>&lt;0.50</b>       | <b>&lt;0.50</b> | <b>&lt;0.50</b> | <b>&lt;0.50</b> | <b>&lt;50.0</b> | <b>--</b> | <b>--</b>           | <b>&lt;0.500</b> |



TABLE 2 GROUNDWATER MONITORING DATA, FORMER MOBIL STATION 04-H6J, 1024 MAIN STREET, PLEASANTON, CALIFORNIA

| Sample ID | Date     | Casing Elevation (feet) | Product Thickness (feet) | Depth to Water (feet) | Groundwater Elevation (feet) | Concentrations (µg/L) |         |               |               |       |       |                     |             |
|-----------|----------|-------------------------|--------------------------|-----------------------|------------------------------|-----------------------|---------|---------------|---------------|-------|-------|---------------------|-------------|
|           |          |                         |                          |                       |                              | Benzene               | Toluene | Ethyl-benzene | Total Xylenes | TPH-g | TPH-d | MTBE (8020 or 8021) | MTBE (8260) |
| VMW1      | 11/30/93 | 348.05                  | --                       | Dry                   | --                           | --                    | --      | --            | --            | --    | --    | --                  | --          |
| VMW1      | 01/27/94 | 348.05                  | --                       | Dry                   | --                           | --                    | --      | --            | --            | --    | --    | --                  | --          |
| VMW1      | 04/25/94 | 348.05                  | --                       | Dry                   | --                           | --                    | --      | --            | --            | --    | --    | --                  | --          |
| VMW1      | 07/08/94 | 348.05                  | --                       | Dry                   | --                           | --                    | --      | --            | --            | --    | --    | --                  | --          |
| VMW1      | 10/05/94 | 348.05                  | --                       | --                    | --                           | --                    | --      | --            | --            | --    | --    | --                  | --          |
| VMW1      | 02/21/95 | 348.05                  | --                       | Dry                   | --                           | --                    | --      | --            | --            | --    | --    | --                  | --          |
| VMW1      | 05/03/95 | 348.05                  | --                       | Dry                   | --                           | --                    | --      | --            | --            | --    | --    | --                  | --          |
| VMW1      | 08/04/95 | 348.05                  | --                       | Dry                   | --                           | --                    | --      | --            | --            | --    | --    | --                  | --          |
| VMW1      | 11/10/95 | 348.05                  | --                       | Dry                   | --                           | --                    | --      | --            | --            | --    | --    | --                  | --          |
| VMW1      | 02/12/96 | 348.05                  | --                       | Dry                   | --                           | --                    | --      | --            | --            | --    | --    | --                  | --          |
| VMW1      | 05/17/96 | 348.05                  | --                       | Dry                   | --                           | --                    | --      | --            | --            | --    | --    | --                  | --          |
| VMW1      | 08/12/96 | 348.05                  | --                       | Dry                   | --                           | --                    | --      | --            | --            | --    | --    | --                  | --          |
| VMW1      | 11/08/96 | 348.05                  | --                       | Dry                   | --                           | --                    | --      | --            | --            | --    | --    | --                  | --          |
| VMW1      | 02/12/97 | 348.05                  | 0.00                     | 30.60                 | --                           | --                    | --      | --            | --            | --    | --    | --                  | --          |
| VMW1      | 03/17/97 | 348.05                  | --                       | Dry                   | --                           | --                    | --      | --            | --            | --    | --    | --                  | --          |
| VMW1      | 05/13/97 | 348.05                  | --                       | --                    | --                           | --                    | --      | --            | --            | --    | --    | --                  | --          |
| VMW1      | 08/12/97 | 348.05                  | --                       | Dry                   | --                           | --                    | --      | --            | --            | --    | --    | --                  | --          |
| VMW1      | 10/31/97 | 348.05                  | --                       | Dry                   | --                           | --                    | --      | --            | --            | --    | --    | --                  | --          |
| VMW1      | 01/21/98 | 348.05                  | --                       | Dry                   | --                           | --                    | --      | --            | --            | --    | --    | --                  | --          |
| VMW1      | 04/24/98 | 348.05                  | --                       | Dry                   | --                           | --                    | --      | --            | --            | --    | --    | --                  | --          |
| VMW1      | 07/20/98 | 348.05                  | --                       | Dry                   | --                           | --                    | --      | --            | --            | --    | --    | --                  | --          |
| VMW1      | 10/21/98 | 348.05                  | --                       | Dry                   | --                           | --                    | --      | --            | --            | --    | --    | --                  | --          |
| VMW1      | 02/22/99 | 348.05                  | --                       | Dry                   | --                           | --                    | --      | --            | --            | --    | --    | --                  | --          |
| VMW1      | 05/27/99 | 348.05                  | --                       | Dry                   | --                           | --                    | --      | --            | --            | --    | --    | --                  | --          |
| VMW1      | 09/16/99 | 348.05                  | --                       | Dry                   | --                           | --                    | --      | --            | --            | --    | --    | --                  | --          |
| VMW1      | 11/15/99 | 348.05                  | --                       | Dry                   | --                           | --                    | --      | --            | --            | --    | --    | --                  | --          |
| VMW1      | 03/02/00 | 348.05                  | --                       | Dry                   | --                           | --                    | --      | --            | --            | --    | --    | --                  | --          |
| VMW1      | 06/06/00 | 348.05                  | --                       | Dry                   | --                           | --                    | --      | --            | --            | --    | --    | --                  | --          |
| VMW1      | 08/29/00 | 348.05                  | --                       | Dry                   | --                           | --                    | --      | --            | --            | --    | --    | --                  | --          |
| VMW1      | 11/07/00 | 348.05                  | --                       | Dry                   | --                           | --                    | --      | --            | --            | --    | --    | --                  | --          |
| VMW1      | 01/30/01 | 348.05                  | --                       | Dry                   | --                           | --                    | --      | --            | --            | --    | --    | --                  | --          |
| VMW1      | 04/19/01 | 348.05                  | --                       | Dry                   | --                           | --                    | --      | --            | --            | --    | --    | --                  | --          |
| VMW1      | 07/27/01 | 348.05                  | --                       | Dry                   | --                           | --                    | --      | --            | --            | --    | --    | --                  | --          |
| VMW1      | 10/19/01 | 348.05                  | --                       | Dry                   | --                           | --                    | --      | --            | --            | --    | --    | --                  | --          |
| VMW1      | 01/15/02 | 350.58                  | --                       | Dry                   | --                           | --                    | --      | --            | --            | --    | --    | --                  | --          |

TABLE 2 GROUNDWATER MONITORING DATA, FORMER MOBIL STATION 04-H6J, 1024 MAIN STREET, PLEASANTON, CALIFORNIA

| Sample ID   | Date            | Casing Elevation (feet) | Product Thickness (feet) | Depth to Water (feet) | Groundwater Elevation (feet) | Concentrations (µg/L) |         |               |               |       |       |                     |             |
|-------------|-----------------|-------------------------|--------------------------|-----------------------|------------------------------|-----------------------|---------|---------------|---------------|-------|-------|---------------------|-------------|
|             |                 |                         |                          |                       |                              | Benzene               | Toluene | Ethyl-benzene | Total Xylenes | TPH-g | TPH-d | MTBE (8020 or 8021) | MTBE (8260) |
| VMW1        | 04/09/02        | 350.58                  | --                       | Dry                   | --                           | --                    | --      | --            | --            | --    | --    | --                  | --          |
| VMW1        | 07/23/02        | 350.58                  | --                       | Dry                   | --                           | --                    | --      | --            | --            | --    | --    | --                  | --          |
| VMW1        | 10/16/02        | 350.58                  | --                       | Dry                   | --                           | --                    | --      | --            | --            | --    | --    | --                  | --          |
| VMW1        | 01/09/03        | 350.58                  | --                       | Dry                   | --                           | --                    | --      | --            | --            | --    | --    | --                  | --          |
| VMW1        | 04/14/03        | 350.58                  | --                       | Dry                   | --                           | --                    | --      | --            | --            | --    | --    | --                  | --          |
| VMW1        | 07/09/03        | 350.58                  | --                       | Dry                   | --                           | --                    | --      | --            | --            | --    | --    | --                  | --          |
| VMW1        | 10/01/03        | 350.58                  | --                       | Dry                   | --                           | --                    | --      | --            | --            | --    | --    | --                  | --          |
| VMW1        | 01/19/04        | 350.58                  | --                       | Dry                   | --                           | --                    | --      | --            | --            | --    | --    | --                  | --          |
| VMW1        | 04/01/04        | 350.58                  | --                       | Dry                   | --                           | --                    | --      | --            | --            | --    | --    | --                  | --          |
| VMW1        | 07/07/04        | 350.58                  | --                       | Dry                   | --                           | --                    | --      | --            | --            | --    | --    | --                  | --          |
| VMW1        | 10/12/04        | 350.58                  | --                       | Dry                   | --                           | --                    | --      | --            | --            | --    | --    | --                  | --          |
| VMW1        | 01/05/05        | 350.58                  | --                       | Dry                   | --                           | --                    | --      | --            | --            | --    | --    | --                  | --          |
| VMW1        | 04/14/05        | 350.58                  | --                       | Dry                   | --                           | --                    | --      | --            | --            | --    | --    | --                  | --          |
| VMW1        | 07/14/05        | 350.58                  | --                       | Dry                   | --                           | --                    | --      | --            | --            | --    | --    | --                  | --          |
| VMW1        | 10/17/05        | 350.58                  | --                       | Dry                   | --                           | --                    | --      | --            | --            | --    | --    | --                  | --          |
| VMW1        | 01/10/06        | 350.58                  | 0.00                     | 30.01                 | 320.57                       | --                    | --      | --            | --            | --    | --    | --                  | --          |
| VMW1        | 04/05/06        | 350.58                  | 0.00                     | 27.66                 | 322.92                       | --                    | --      | --            | --            | --    | --    | --                  | --          |
| VMW1        | 07/05/06        | 350.58                  | 0.00                     | 22.55                 | 328.03                       | --                    | --      | --            | --            | --    | --    | --                  | --          |
| VMW1        | 10/04/06        | 350.58                  | 0.00                     | 22.20                 | 328.38                       | --                    | --      | --            | --            | --    | --    | --                  | --          |
| <b>VMW1</b> | <b>01/02/07</b> | <b>350.58</b>           | <b>0.00</b>              | <b>23.74</b>          | <b>326.84</b>                | --                    | --      | --            | --            | --    | --    | --                  | --          |
| VMW2        | 11/30/93        | 347.90                  | --                       | Dry                   | --                           | --                    | --      | --            | --            | --    | --    | --                  | --          |
| VMW2        | 01/27/94        | 347.90                  | --                       | Dry                   | --                           | --                    | --      | --            | --            | --    | --    | --                  | --          |
| VMW2        | 04/25/94        | 347.90                  | 0.00                     | 33.82                 | 314.08                       | --                    | --      | --            | --            | --    | --    | --                  | --          |
| VMW2        | 07/08/94        | 347.90                  | --                       | Dry                   | --                           | --                    | --      | --            | --            | --    | --    | --                  | --          |
| VMW2        | 02/21/95        | 347.90                  | --                       | Dry                   | --                           | --                    | --      | --            | --            | --    | --    | --                  | --          |
| VMW2        | 05/03/95        | 347.90                  | --                       | Dry                   | --                           | --                    | --      | --            | --            | --    | --    | --                  | --          |
| VMW2        | 08/04/95        | 347.90                  | --                       | Dry                   | --                           | --                    | --      | --            | --            | --    | --    | --                  | --          |
| VMW2        | 11/10/95        | 347.90                  | --                       | Dry                   | --                           | --                    | --      | --            | --            | --    | --    | --                  | --          |
| VMW2        | 02/12/96        | 347.90                  | --                       | Dry                   | --                           | --                    | --      | --            | --            | --    | --    | --                  | --          |
| VMW2        | 05/17/96        | 347.90                  | --                       | Dry                   | --                           | --                    | --      | --            | --            | --    | --    | --                  | --          |
| VMW2        | 08/12/96        | 347.90                  | --                       | Dry                   | --                           | --                    | --      | --            | --            | --    | --    | --                  | --          |
| VMW2        | 11/08/96        | 347.90                  | --                       | Dry                   | --                           | --                    | --      | --            | --            | --    | --    | --                  | --          |
| VMW2        | 02/12/97        | 347.90                  | --                       | Dry                   | --                           | --                    | --      | --            | --            | --    | --    | --                  | --          |
| VMW2        | 03/17/97        | 347.90                  | --                       | Dry                   | --                           | --                    | --      | --            | --            | --    | --    | --                  | --          |

TABLE 2 GROUNDWATER MONITORING DATA, FORMER MOBIL STATION 04-H6J, 1024 MAIN STREET, PLEASANTON, CALIFORNIA

| Sample ID         | Date     | Casing Elevation (feet) | Product Thickness (feet) | Depth to Water (feet) | Groundwater Elevation (feet) | Concentrations (µg/L) |         |               |               |       |       |                     |             |
|-------------------|----------|-------------------------|--------------------------|-----------------------|------------------------------|-----------------------|---------|---------------|---------------|-------|-------|---------------------|-------------|
|                   |          |                         |                          |                       |                              | Benzene               | Toluene | Ethyl-benzene | Total Xylenes | TPH-g | TPH-d | MTBE (8020 or 8021) | MTBE (8260) |
| VMW2              | 05/13/97 | 347.90                  | --                       | --                    | --                           | --                    | --      | --            | --            | --    | --    | --                  | --          |
| VMW2              | 08/12/97 | 347.90                  | --                       | Dry                   | --                           | --                    | --      | --            | --            | --    | --    | --                  | --          |
| VMW2              | 10/31/97 | 347.90                  | --                       | Dry                   | --                           | --                    | --      | --            | --            | --    | --    | --                  | --          |
| VMW2              | 01/21/98 | 347.90                  | 0.00                     | 27.85                 | 320.05                       | --                    | --      | --            | --            | --    | --    | --                  | --          |
| VMW2              | 04/24/98 | 347.90                  | --                       | Dry                   | --                           | --                    | --      | --            | --            | --    | --    | --                  | --          |
| VMW2              | 07/20/98 | 347.90                  | --                       | Dry                   | --                           | --                    | --      | --            | --            | --    | --    | --                  | --          |
| VMW2              | 10/21/98 | 347.90                  | --                       | Dry                   | --                           | --                    | --      | --            | --            | --    | --    | --                  | --          |
| VMW2              | 02/22/99 | 347.90                  | --                       | Dry                   | --                           | --                    | --      | --            | --            | --    | --    | --                  | --          |
| VMW2              | 05/27/99 | 347.90                  | --                       | Dry                   | --                           | --                    | --      | --            | --            | --    | --    | --                  | --          |
| VMW2              | 09/16/99 | 347.90                  | --                       | Dry                   | --                           | --                    | --      | --            | --            | --    | --    | --                  | --          |
| VMW2              | 11/15/99 | 347.90                  | --                       | Dry                   | --                           | --                    | --      | --            | --            | --    | --    | --                  | --          |
| VMW2 <sup>c</sup> | 03/02/00 | 347.90                  | --                       | --                    | --                           | --                    | --      | --            | --            | --    | --    | --                  | --          |
| VMW2              | 06/06/00 | 347.90                  | --                       | Dry                   | --                           | --                    | --      | --            | --            | --    | --    | --                  | --          |
| VMW2              | 08/29/00 | 347.90                  | --                       | Dry                   | --                           | --                    | --      | --            | --            | --    | --    | --                  | --          |
| VMW2              | 11/07/00 | 347.90                  | --                       | Dry                   | --                           | --                    | --      | --            | --            | --    | --    | --                  | --          |
| VMW2              | 01/30/01 | 347.90                  | --                       | Dry                   | --                           | --                    | --      | --            | --            | --    | --    | --                  | --          |
| VMW2              | 04/19/01 | 347.90                  | --                       | Dry                   | --                           | --                    | --      | --            | --            | --    | --    | --                  | --          |
| VMW2              | 07/27/01 | 347.90                  | --                       | Dry                   | --                           | --                    | --      | --            | --            | --    | --    | --                  | --          |
| VMW2              | 10/19/01 | 347.90                  | --                       | Dry                   | --                           | --                    | --      | --            | --            | --    | --    | --                  | --          |
| VMW2              | 01/15/02 | 350.42                  | --                       | Dry                   | --                           | --                    | --      | --            | --            | --    | --    | --                  | --          |
| VMW2              | 04/09/02 | 350.42                  | 0.00                     | 25.78                 | 324.64                       | --                    | --      | --            | --            | --    | --    | --                  | --          |
| VMW2              | 07/23/02 | 350.42                  | 0.00                     | 27.21                 | 323.21                       | --                    | --      | --            | --            | --    | --    | --                  | --          |
| VMW2              | 10/16/02 | 350.42                  | 0.00                     | 26.75                 | 323.67                       | --                    | --      | --            | --            | --    | --    | --                  | --          |
| VMW2              | 01/09/02 | 350.42                  | 0.00                     | 26.26                 | 324.16                       | --                    | --      | --            | --            | --    | --    | --                  | --          |
| VMW2              | 04/14/03 | 350.42                  | 0.00                     | 25.44                 | 324.98                       | --                    | --      | --            | --            | --    | --    | --                  | --          |
| VMW2              | 07/09/03 | 350.42                  | 0.00                     | 25.54                 | 324.88                       | --                    | --      | --            | --            | --    | --    | --                  | --          |
| VMW2              | 10/01/03 | 350.42                  | 0.00                     | 25.29                 | 325.13                       | --                    | --      | --            | --            | --    | --    | --                  | --          |
| VMW2              | 01/19/04 | 350.42                  | 0.00                     | 23.42                 | 327.00                       | --                    | --      | --            | --            | --    | --    | --                  | --          |
| VMW2              | 04/01/04 | 350.42                  | 0.00                     | 22.78                 | 327.64                       | --                    | --      | --            | --            | --    | --    | --                  | --          |
| VMW2              | 07/07/04 | 350.42                  | 0.00                     | 21.92                 | 328.50                       | --                    | --      | --            | --            | --    | --    | --                  | --          |
| VMW2              | 10/12/04 | 350.42                  | 0.00                     | 21.38                 | 329.04                       | --                    | --      | --            | --            | --    | --    | --                  | --          |
| VMW2              | 01/05/05 | 350.42                  | 0.00                     | 20.68                 | 329.74                       | --                    | --      | --            | --            | --    | --    | --                  | --          |
| VMW2              | 04/14/05 | 350.42                  | 0.00                     | 19.61                 | 330.81                       | --                    | --      | --            | --            | --    | --    | --                  | --          |
| VMW2              | 07/14/05 | 350.42                  | 0.00                     | 18.52                 | 331.90                       | --                    | --      | --            | --            | --    | --    | --                  | --          |
| VMW2              | 10/17/05 | 350.42                  | 0.00                     | 21.00                 | 329.42                       | --                    | --      | --            | --            | --    | --    | --                  | --          |

TABLE 2 GROUNDWATER MONITORING DATA, FORMER MOBIL STATION 04-H6J, 1024 MAIN STREET, PLEASANTON, CALIFORNIA

| Sample ID   | Date            | Casing Elevation (feet) | Product Thickness (feet) | Depth to Water (feet) | Groundwater Elevation (feet) | Concentrations (µg/L) |         |               |               |       |       |                     |             |
|-------------|-----------------|-------------------------|--------------------------|-----------------------|------------------------------|-----------------------|---------|---------------|---------------|-------|-------|---------------------|-------------|
|             |                 |                         |                          |                       |                              | Benzene               | Toluene | Ethyl-benzene | Total Xylenes | TPH-g | TPH-d | MTBE (8020 or 8021) | MTBE (8260) |
| VMW2        | 01/10/06        | 350.42                  | 0.00                     | 20.47                 | 329.95                       | --                    | --      | --            | --            | --    | --    | --                  | --          |
| VMW2        | 04/05/06        | 350.42                  | 0.00                     | 17.98                 | 332.44                       | --                    | --      | --            | --            | --    | --    | --                  | --          |
| VMW2        | 07/05/06        | 350.42                  | 0.00                     | 16.96                 | 333.46                       | --                    | --      | --            | --            | --    | --    | --                  | --          |
| VMW2        | 10/04/06        | 350.42                  | 0.00                     | 19.53                 | 330.89                       | --                    | --      | --            | --            | --    | --    | --                  | --          |
| <b>VMW2</b> | <b>01/02/07</b> | <b>350.42</b>           | <b>0.00</b>              | <b>19.47</b>          | <b>330.95</b>                | --                    | --      | --            | --            | --    | --    | --                  | --          |
| VMW3        | 11/30/93        | 348.10                  | --                       | Dry                   | --                           | --                    | --      | --            | --            | --    | --    | --                  | --          |
| VMW3        | 01/27/94        | 348.10                  | --                       | Dry                   | --                           | --                    | --      | --            | --            | --    | --    | --                  | --          |
| VMW3        | 04/25/94        | 348.10                  | Trace                    | 31.23                 | 316.87                       | --                    | --      | --            | --            | --    | --    | --                  | --          |
| VMW3        | 07/08/94        | 348.10                  | --                       | Dry                   | --                           | --                    | --      | --            | --            | --    | --    | --                  | --          |
| VMW3        | 02/21/95        | 348.10                  | --                       | Dry                   | --                           | --                    | --      | --            | --            | --    | --    | --                  | --          |
| VMW3        | 05/03/95        | 348.10                  | --                       | Dry                   | --                           | --                    | --      | --            | --            | --    | --    | --                  | --          |
| VMW3        | 08/04/95        | 348.10                  | --                       | Dry                   | --                           | --                    | --      | --            | --            | --    | --    | --                  | --          |
| VMW3        | 11/10/95        | 348.10                  | --                       | Dry                   | --                           | --                    | --      | --            | --            | --    | --    | --                  | --          |
| VMW3        | 02/12/96        | 348.10                  | --                       | Dry                   | --                           | --                    | --      | --            | --            | --    | --    | --                  | --          |
| VMW3        | 05/17/96        | 348.10                  | --                       | Dry                   | --                           | --                    | --      | --            | --            | --    | --    | --                  | --          |
| VMW3        | 08/12/96        | 348.10                  | --                       | Dry                   | --                           | --                    | --      | --            | --            | --    | --    | --                  | --          |
| VMW3        | 11/08/96        | 348.10                  | --                       | Dry                   | --                           | --                    | --      | --            | --            | --    | --    | --                  | --          |
| VMW3        | 02/12/97        | 348.10                  | --                       | Dry                   | --                           | --                    | --      | --            | --            | --    | --    | --                  | --          |
| VMW3        | 03/17/97        | 348.10                  | 0.00                     | 31.29                 | 316.81                       | --                    | --      | --            | --            | --    | --    | --                  | --          |
| VMW3        | 05/13/97        | 348.10                  | --                       | --                    | --                           | --                    | --      | --            | --            | --    | --    | --                  | --          |
| VMW3        | 08/12/97        | 348.10                  | --                       | Dry                   | --                           | --                    | --      | --            | --            | --    | --    | --                  | --          |
| VMW3        | 10/31/97        | 348.10                  | 0.00                     | 31.21                 | 316.89                       | --                    | --      | --            | --            | --    | --    | --                  | --          |
| VMW3        | 01/21/98        | 348.10                  | 0.00                     | 31.25                 | 316.85                       | --                    | --      | --            | --            | --    | --    | --                  | --          |
| VMW3        | 04/24/98        | 348.10                  | 0.00                     | 31.21                 | 316.89                       | --                    | --      | --            | --            | --    | --    | --                  | --          |
| VMW3        | 07/20/98        | 348.10                  | --                       | Dry                   | --                           | --                    | --      | --            | --            | --    | --    | --                  | --          |
| VMW3        | 10/21/98        | 348.10                  | --                       | Dry                   | --                           | --                    | --      | --            | --            | --    | --    | --                  | --          |
| VMW3        | 02/22/99        | 348.10                  | --                       | Dry                   | --                           | --                    | --      | --            | --            | --    | --    | --                  | --          |
| VMW3        | 05/27/99        | 348.10                  | 0.00                     | 36.14                 | 311.96                       | --                    | --      | --            | --            | --    | --    | --                  | --          |
| VMW3        | 09/16/99        | 348.10                  | 0.00                     | 31.32                 | 316.78                       | --                    | --      | --            | --            | --    | --    | --                  | --          |
| VMW3        | 11/15/99        | 348.10                  | 0.00                     | 31.21                 | 316.89                       | --                    | --      | --            | --            | --    | --    | --                  | --          |
| VMW3        | 03/02/00        | 348.10                  | 0.00                     | 31.14                 | 316.96                       | --                    | --      | --            | --            | --    | --    | --                  | --          |
| VMW3        | 06/06/00        | 348.10                  | 0.00                     | 31.18                 | 316.92                       | --                    | --      | --            | --            | --    | --    | --                  | --          |
| VMW3        | 08/29/00        | 348.10                  | 0.00                     | 31.20                 | 316.90                       | --                    | --      | --            | --            | --    | --    | --                  | --          |
| VMW3        | 11/07/00        | 348.10                  | 0.00                     | 31.20                 | 316.90                       | --                    | --      | --            | --            | --    | --    | --                  | --          |

TABLE 2 GROUNDWATER MONITORING DATA, FORMER MOBIL STATION 04-H6J, 1024 MAIN STREET, PLEASANTON, CALIFORNIA

| Sample ID   | Date            | Casing Elevation (feet) | Product Thickness (feet) | Depth to Water (feet) | Groundwater Elevation (feet) | Concentrations (µg/L) |         |              |               |       |       | MTBE (8020 or 8021) | MTBE (8260) |
|-------------|-----------------|-------------------------|--------------------------|-----------------------|------------------------------|-----------------------|---------|--------------|---------------|-------|-------|---------------------|-------------|
|             |                 |                         |                          |                       |                              | Benzene               | Toluene | Ethylbenzene | Total Xylenes | TPH-g | TPH-d |                     |             |
| VMW3        | 01/30/01        | 348.10                  | --                       | Dry                   | --                           | --                    | --      | --           | --            | --    | --    | --                  | --          |
| VMW3        | 04/19/01        | 348.10                  | 0.00                     | 31.16                 | 316.94                       | --                    | --      | --           | --            | --    | --    | --                  | --          |
| VMW3        | 07/27/01        | 348.10                  | 0.00                     | 31.29                 | 316.81                       | --                    | --      | --           | --            | --    | --    | --                  | --          |
| VMW3        | 10/19/01        | 348.10                  | --                       | Dry                   | --                           | --                    | --      | --           | --            | --    | --    | --                  | --          |
| VMW3        | 01/15/02        | 350.77                  | --                       | Dry                   | --                           | --                    | --      | --           | --            | --    | --    | --                  | --          |
| VMW3        | 04/09/02        | 350.77                  | 0.00                     | 30.79                 | 319.98                       | --                    | --      | --           | --            | --    | --    | --                  | --          |
| VMW3        | 07/23/02        | 350.77                  | 0.00                     | 31.21                 | 319.56                       | --                    | --      | --           | --            | --    | --    | --                  | --          |
| VMW3        | 10/16/02        | 350.77                  | 0.00                     | 31.19                 | 319.58                       | --                    | --      | --           | --            | --    | --    | --                  | --          |
| VMW3        | 01/09/03        | 350.77                  | 0.00                     | 31.20                 | 319.57                       | --                    | --      | --           | --            | --    | --    | --                  | --          |
| VMW3        | 04/14/03        | 350.77                  | 0.00                     | 30.10                 | 320.67                       | --                    | --      | --           | --            | --    | --    | --                  | --          |
| VMW3        | 07/09/03        | 350.77                  | 0.00                     | 30.62                 | 320.15                       | --                    | --      | --           | --            | --    | --    | --                  | --          |
| VMW3        | 10/01/03        | 350.77                  | 0.00                     | 29.78                 | 320.99                       | --                    | --      | --           | --            | --    | --    | --                  | --          |
| VMW3        | 01/19/04        | 350.77                  | 0.00                     | 29.60                 | 321.17                       | --                    | --      | --           | --            | --    | --    | --                  | --          |
| VMW3        | 04/01/04        | 350.77                  | 0.00                     | 29.62                 | 321.15                       | --                    | --      | --           | --            | --    | --    | --                  | --          |
| VMW3        | 07/07/04        | 350.77                  | 0.00                     | 28.84                 | 321.93                       | --                    | --      | --           | --            | --    | --    | --                  | --          |
| VMW3        | 10/12/04        | 350.77                  | 0.00                     | 27.57                 | 323.20                       | --                    | --      | --           | --            | --    | --    | --                  | --          |
| VMW3        | 01/05/05        | 350.77                  | 0.00                     | 25.81                 | 324.96                       | --                    | --      | --           | --            | --    | --    | --                  | --          |
| VMW3        | 04/14/05        | 350.77                  | 0.00                     | 21.51                 | 329.26                       | --                    | --      | --           | --            | --    | --    | --                  | --          |
| VMW3        | 07/14/05        | 350.77                  | 0.00                     | 13.37                 | 337.40                       | --                    | --      | --           | --            | --    | --    | --                  | --          |
| VMW3        | 10/17/05        | 350.77                  | 0.00                     | 13.05                 | 337.72                       | --                    | --      | --           | --            | --    | --    | --                  | --          |
| VMW3        | 01/10/06        | 350.77                  | 0.00                     | 15.63                 | 335.14                       | --                    | --      | --           | --            | --    | --    | --                  | --          |
| VMW3        | 04/05/06        | 350.77                  | 0.00                     | 13.01                 | 337.76                       | --                    | --      | --           | --            | --    | --    | --                  | --          |
| VMW3        | 07/05/06        | 350.77                  | 0.00                     | 12.96                 | 337.81                       | --                    | --      | --           | --            | --    | --    | --                  | --          |
| VMW3        | 10/04/06        | 350.77                  | 0.00                     | 11.82                 | 338.95                       | --                    | --      | --           | --            | --    | --    | --                  | --          |
| <b>VMW3</b> | <b>01/02/07</b> | <b>350.77</b>           | <b>0.00</b>              | <b>11.79</b>          | <b>338.98</b>                | --                    | --      | --           | --            | --    | --    | --                  | --          |
| VMW4        | 11/30/93        | 347.95                  | --                       | Dry                   | --                           | --                    | --      | --           | --            | --    | --    | --                  | --          |
| VMW4        | 01/27/94        | 347.95                  | --                       | Dry                   | --                           | --                    | --      | --           | --            | --    | --    | --                  | --          |
| VMW4        | 04/25/94        | 347.95                  | --                       | 31.41                 | 316.54                       | --                    | --      | --           | --            | --    | --    | --                  | --          |
| VMW4        | 07/08/94        | 347.95                  | --                       | Dry                   | --                           | --                    | --      | --           | --            | --    | --    | --                  | --          |
| VMW4        | 02/21/95        | 347.95                  | --                       | Dry                   | --                           | --                    | --      | --           | --            | --    | --    | --                  | --          |
| VMW4        | 05/03/95        | 347.95                  | --                       | Dry                   | --                           | --                    | --      | --           | --            | --    | --    | --                  | --          |
| VMW4        | 08/04/95        | 347.95                  | --                       | Dry                   | --                           | --                    | --      | --           | --            | --    | --    | --                  | --          |
| VMW4        | 11/10/95        | 347.95                  | --                       | Dry                   | --                           | --                    | --      | --           | --            | --    | --    | --                  | --          |
| VMW4        | 02/12/96        | 347.95                  | --                       | Dry                   | --                           | --                    | --      | --           | --            | --    | --    | --                  | --          |

TABLE 2 GROUNDWATER MONITORING DATA, FORMER MOBIL STATION 04-H6J, 1024 MAIN STREET, PLEASANTON, CALIFORNIA

| Sample ID | Date     | Casing Elevation (feet) | Product Thickness (feet) | Depth to Water (feet) | Groundwater Elevation (feet) | Concentrations (µg/L) |         |               |               |       |       |                     |             |
|-----------|----------|-------------------------|--------------------------|-----------------------|------------------------------|-----------------------|---------|---------------|---------------|-------|-------|---------------------|-------------|
|           |          |                         |                          |                       |                              | Benzene               | Toluene | Ethyl-benzene | Total Xylenes | TPH-g | TPH-d | MTBE (8020 or 8021) | MTBE (8260) |
| VMW4      | 05/17/96 | 347.95                  | --                       | Dry                   | --                           | --                    | --      | --            | --            | --    | --    | --                  | --          |
| VMW4      | 08/12/96 | 347.95                  | --                       | Dry                   | --                           | --                    | --      | --            | --            | --    | --    | --                  | --          |
| VMW4      | 11/08/96 | 347.95                  | --                       | Dry                   | --                           | --                    | --      | --            | --            | --    | --    | --                  | --          |
| VMW4      | 02/12/97 | 347.95                  | --                       | Dry                   | --                           | --                    | --      | --            | --            | --    | --    | --                  | --          |
| VMW4      | 03/17/97 | 347.95                  | --                       | Dry                   | --                           | --                    | --      | --            | --            | --    | --    | --                  | --          |
| VMW4      | 05/13/97 | 347.95                  | --                       | --                    | --                           | --                    | --      | --            | --            | --    | --    | --                  | --          |
| VMW4      | 08/12/97 | 347.95                  | --                       | Dry                   | --                           | --                    | --      | --            | --            | --    | --    | --                  | --          |
| VMW4      | 10/31/97 | 347.95                  | --                       | Dry                   | --                           | --                    | --      | --            | --            | --    | --    | --                  | --          |
| VMW4      | 01/21/98 | 347.95                  | 0.00                     | 10.95                 | 337.00                       | --                    | --      | --            | --            | --    | --    | --                  | --          |
| VMW4      | 04/24/98 | 347.95                  | --                       | Dry                   | --                           | --                    | --      | --            | --            | --    | --    | --                  | --          |
| VMW4      | 07/20/98 | 347.95                  | --                       | Dry                   | --                           | --                    | --      | --            | --            | --    | --    | --                  | --          |
| VMW4      | 10/21/98 | 347.95                  | --                       | Dry                   | --                           | --                    | --      | --            | --            | --    | --    | --                  | --          |
| VMW4      | 02/22/99 | 347.95                  | --                       | Dry                   | --                           | --                    | --      | --            | --            | --    | --    | --                  | --          |
| VMW4      | 05/27/99 | 347.95                  | --                       | Dry                   | --                           | --                    | --      | --            | --            | --    | --    | --                  | --          |
| VMW4      | 09/16/99 | 347.95                  | --                       | Dry                   | --                           | --                    | --      | --            | --            | --    | --    | --                  | --          |
| VMW4      | 11/15/99 | 347.95                  | --                       | Dry                   | --                           | --                    | --      | --            | --            | --    | --    | --                  | --          |
| VMW4      | 03/02/00 | 347.95                  | 0.00                     | 10.13                 | 337.82                       | --                    | --      | --            | --            | --    | --    | --                  | --          |
| VMW4      | 06/06/00 | 347.95                  | --                       | Dry                   | --                           | --                    | --      | --            | --            | --    | --    | --                  | --          |
| VMW4      | 08/29/00 | 347.95                  | --                       | Dry                   | --                           | --                    | --      | --            | --            | --    | --    | --                  | --          |
| VMW4      | 11/07/00 | 347.95                  | --                       | Dry                   | --                           | --                    | --      | --            | --            | --    | --    | --                  | --          |
| VMW4      | 01/30/01 | 347.95                  | --                       | Dry                   | --                           | --                    | --      | --            | --            | --    | --    | --                  | --          |
| VMW4      | 04/19/01 | 347.95                  | --                       | Dry                   | --                           | --                    | --      | --            | --            | --    | --    | --                  | --          |
| VMW4      | 07/27/01 | 347.95                  | --                       | Dry                   | --                           | --                    | --      | --            | --            | --    | --    | --                  | --          |
| VMW4      | 10/19/01 | 347.95                  | --                       | Dry                   | --                           | --                    | --      | --            | --            | --    | --    | --                  | --          |
| VMW4      | 01/15/02 | 350.32                  | --                       | Dry                   | --                           | --                    | --      | --            | --            | --    | --    | --                  | --          |
| VMW4      | 04/09/02 | 350.32                  | --                       | Dry                   | --                           | --                    | --      | --            | --            | --    | --    | --                  | --          |
| VMW4      | 07/23/02 | 350.32                  | --                       | Dry                   | --                           | --                    | --      | --            | --            | --    | --    | --                  | --          |
| VMW4      | 10/16/02 | 350.32                  | --                       | Dry                   | --                           | --                    | --      | --            | --            | --    | --    | --                  | --          |
| VMW4      | 01/09/03 | 350.32                  | --                       | Dry                   | --                           | --                    | --      | --            | --            | --    | --    | --                  | --          |
| VMW4      | 04/14/03 | 350.32                  | --                       | 9.60                  | 340.72                       | --                    | --      | --            | --            | --    | --    | --                  | --          |
| VMW4      | 07/09/03 | 350.32                  | --                       | Dry                   | --                           | --                    | --      | --            | --            | --    | --    | --                  | --          |
| VMW4      | 10/01/03 | 350.32                  | --                       | Dry                   | --                           | --                    | --      | --            | --            | --    | --    | --                  | --          |
| VMW4      | 01/19/04 | 350.32                  | --                       | Dry                   | --                           | --                    | --      | --            | --            | --    | --    | --                  | --          |
| VMW4      | 04/01/04 | 350.32                  | 0.00                     | 12.63                 | 337.69                       | --                    | --      | --            | --            | --    | --    | --                  | --          |
| VMW4      | 07/07/04 | 350.32                  | 0.00                     | 10.10                 | 340.22                       | --                    | --      | --            | --            | --    | --    | --                  | --          |

TABLE 2 GROUNDWATER MONITORING DATA, FORMER MOBIL STATION 04-H6J, 1024 MAIN STREET, PLEASANTON, CALIFORNIA

| Sample ID        | Date            | Casing Elevation (feet) | Product Thickness (feet) | Depth to Water (feet) | Groundwater Elevation (feet) | Concentrations (µg/L) |         |               |               |         |       | MTBE (8020 or 8021) | MTBE (8260) |
|------------------|-----------------|-------------------------|--------------------------|-----------------------|------------------------------|-----------------------|---------|---------------|---------------|---------|-------|---------------------|-------------|
|                  |                 |                         |                          |                       |                              | Benzene               | Toluene | Ethyl-benzene | Total Xylenes | TPH-g   | TPH-d |                     |             |
| VMW4             | 10/12/04        | 350.32                  | 0.00                     | 8.83                  | 341.49                       | --                    | --      | --            | --            | --      | --    | --                  | --          |
| VMW4             | 01/05/05        | 350.32                  | 0.00                     | 8.24                  | 342.08                       | --                    | --      | --            | --            | --      | --    | --                  | --          |
| VMW4             | 04/14/05        | 350.32                  | 0.00                     | 8.40                  | 341.92                       | --                    | --      | --            | --            | --      | --    | --                  | --          |
| VMW4             | 07/14/05        | 350.32                  | 0.00                     | 8.40                  | 341.92                       | --                    | --      | --            | --            | --      | --    | --                  | --          |
| VMW4             | 10/17/05        | 350.32                  | 0.00                     | 8.41                  | 341.91                       | --                    | --      | --            | --            | --      | --    | --                  | --          |
| VMW4             | 01/10/06        | 350.32                  | 0.00                     | 10.49                 | 339.83                       | --                    | --      | --            | --            | --      | --    | --                  | --          |
| VMW4             | 04/05/06        | 350.32                  | 0.00                     | 7.70                  | 342.62                       | --                    | --      | --            | --            | --      | --    | --                  | --          |
| VMW4             | 07/05/06        | 350.32                  | 0.00                     | 8.40                  | 341.92                       | --                    | --      | --            | --            | --      | --    | --                  | --          |
| VMW4             | 10/04/06        | 350.32                  | 0.00                     | 8.87                  | 341.45                       | --                    | --      | --            | --            | --      | --    | --                  | --          |
| <b>VMW4</b>      | <b>01/02/07</b> | <b>350.32</b>           | <b>0.00</b>              | <b>8.78</b>           | <b>341.54</b>                | --                    | --      | --            | --            | --      | --    | --                  | --          |
| RW1              | 11/30/93        | 347.89                  | Trace                    | 37.75                 | 310.14                       | --                    | --      | --            | --            | --      | --    | --                  | --          |
| RW1              | 01/27/94        | 347.89                  | Trace                    | 42.00                 | 305.89                       | --                    | --      | --            | --            | --      | --    | --                  | --          |
| RW1              | 04/25/94        | 347.89                  | 0.02                     | 40.24                 | 307.67                       | --                    | --      | --            | --            | --      | --    | --                  | --          |
| RW1              | 07/08/94        | 347.89                  | 0.15                     | 41.41                 | 306.59                       | --                    | --      | --            | --            | --      | --    | --                  | --          |
| RW1              | 10/05/94        | 347.89                  | Trace                    | 42.18                 | 305.71                       | --                    | --      | --            | --            | --      | --    | --                  | --          |
| RW1              | 02/21/95        | 347.89                  | Trace                    | 34.94                 | 312.95                       | 16,000                | 29,000  | 2,200         | 14,000        | 110,000 | --    | --                  | --          |
| RW1              | 05/03/95        | 347.89                  | 0.01                     | 34.83                 | 313.07                       | --                    | --      | --            | --            | --      | --    | --                  | --          |
| RW1              | 08/04/95        | 347.89                  | Trace                    | 37.11                 | 310.78                       | --                    | --      | --            | --            | --      | --    | --                  | --          |
| RW1              | 11/10/95        | 347.89                  | 0.02                     | 39.74                 | 308.17                       | --                    | --      | --            | --            | --      | --    | --                  | --          |
| RW1              | 02/12/96        | 347.89                  | 0.00                     | 47.29                 | 300.60                       | 4,400                 | 12,000  | 960           | 6,900         | 41,000  | --    | 120                 | --          |
| RW1              | 05/17/96        | 347.89                  | 0.00                     | 47.53                 | 300.36                       | 2,700                 | 8,600   | 1,100         | 6,300         | 81,000  | --    | ND                  | --          |
| RW1              | 08/12/96        | 347.89                  | 0.00                     | 39.75                 | 308.14                       | 12,000                | 25,000  | 2,200         | 15,000        | 140,000 | --    | ND                  | --          |
| RW1              | 11/08/96        | 347.89                  | --                       | --                    | --                           | 5,300                 | 11,000  | 1,300         | 8,900         | 81,000  | --    | ND                  | --          |
| RW1              | 02/12/97        | 347.89                  | 0.00                     | 46.50                 | 301.39                       | --                    | --      | --            | --            | --      | --    | --                  | --          |
| RW1 <sup>a</sup> | 03/17/97        | 347.89                  | 0.00                     | 49.30                 | 298.59                       | 3,600                 | 12,000  | 710           | 7,400         | 38,000  | --    | ND                  | --          |
| RW1 <sup>a</sup> | 05/13/97        | 347.89                  | 0.00                     | 37.86                 | 310.03                       | 7,300                 | 20,000  | 1,500         | 12,000        | 130,000 | --    | ND                  | --          |
| RW1 <sup>a</sup> | 08/12/97        | 347.89                  | 0.00                     | 40.77                 | 307.12                       | 9,200                 | 19,000  | 1,300         | 7,000         | 72,000  | --    | 1,000               | ND          |
| RW1 <sup>a</sup> | 10/31/97        | 347.89                  | 0.00                     | 47.54                 | 300.35                       | 4,500                 | 11,000  | 530           | 6,800         | 45,000  | --    | 630                 | ND          |
| RW1 <sup>a</sup> | 01/21/98        | 347.89                  | 0.00                     | 46.71                 | 301.18                       | 570                   | 1,300   | 120           | 2,500         | 23,000  | --    | ND                  | ND          |
| RW1 <sup>a</sup> | 04/24/98        | 347.89                  | 0.00                     | --                    | --                           | 1,300                 | 3,400   | 250           | 4,000         | 28,000  | --    | ND                  | --          |
| RW1 <sup>a</sup> | 07/20/98        | 347.89                  | 0.00                     | 45.54                 | 302.35                       | 1,400                 | 3,500   | 530           | 2,700         | 21,000  | --    | ND                  | ND          |
| RW1 <sup>a</sup> | 10/21/98        | 347.89                  | 0.00                     | 42.41                 | 305.48                       | 3,500                 | 5,700   | 660           | 4,100         | 35,000  | --    | ND                  | 25          |

TABLE 2 GROUNDWATER MONITORING DATA, FORMER MOBIL STATION 04-H6J, 1024 MAIN STREET, PLEASANTON, CALIFORNIA

| Sample ID        | Date     | Casing Elevation (feet) | Product Thickness (feet) | Depth to Water (feet) | Groundwater Elevation (feet) | Concentrations (µg/L) |         |               |               |        |       | MTBE (8020 or 8021) | MTBE (8260) |
|------------------|----------|-------------------------|--------------------------|-----------------------|------------------------------|-----------------------|---------|---------------|---------------|--------|-------|---------------------|-------------|
|                  |          |                         |                          |                       |                              | Benzene               | Toluene | Ethyl-benzene | Total Xylenes | TPH-g  | TPH-d |                     |             |
| RW1 <sup>a</sup> | 02/22/99 | 347.89                  | 0.00                     | 41.25                 | 306.64                       | 1,100                 | 1,700   | 220           | 3,000         | 28,000 | --    | ND                  | ND          |
| RW1 <sup>a</sup> | 05/27/99 | 347.89                  | 0.00                     | 41.39                 | 306.50                       | 1,400                 | 1,800   | 320           | 3,000         | 23,000 | --    | ND                  | --          |
| RW1 <sup>a</sup> | 09/16/99 | 347.89                  | 0.00                     | 44.23                 | 303.66                       | 910                   | 5,000   | 1,000         | 3,800         | 34,000 | --    | ND                  | --          |
| RW1 <sup>a</sup> | 11/15/99 | 347.89                  | 0.00                     | 43.28                 | 304.61                       | 66                    | 98      | 29            | 1,000         | 11,000 | --    | 34                  | --          |
| RW1 <sup>a</sup> | 03/02/00 | 347.89                  | 0.00                     | 41.02                 | 306.87                       | 870                   | 1,500   | 490           | 3,000         | 26,000 | --    | 120                 | <10         |
| RW1              | 06/06/00 | 347.89                  | --                       | Dry                   | --                           | --                    | --      | --            | --            | --     | --    | --                  | --          |
| RW1 <sup>a</sup> | 08/29/00 | 347.89                  | 0.00                     | 45.10                 | 302.79                       | 480                   | 250     | 380           | 720           | 11,000 | --    | <10                 | --          |
| RW1 <sup>a</sup> | 11/07/00 | 347.89                  | 0.00                     | 43.63                 | 304.26                       | 590                   | 230     | 350           | 980           | 16,000 | --    | <100                | --          |
| RW1 <sup>a</sup> | 01/30/01 | 347.89                  | 0.00                     | 44.81                 | 303.08                       | 390                   | 89      | 340           | 240           | 9,900  | --    | <100                | --          |
| RW1 <sup>a</sup> | 04/19/01 | 347.89                  | 0.00                     | 44.02                 | 303.87                       | 600                   | 130     | 350           | 440           | 10,000 | --    | <100                | <7          |
| RW1 <sup>a</sup> | 07/27/01 | 347.89                  | 0.00                     | 44.15                 | 303.74                       | 640                   | 200     | 280           | 640           | 11,000 | --    | <5.0                | --          |
| RW1 <sup>a</sup> | 10/19/01 | 347.89                  | 0.00                     | 44.72                 | 303.17                       | 810                   | 130     | 500           | 580           | 12,000 | --    | <5.0                | 5           |
| RW1 <sup>a</sup> | 01/15/02 | 350.43                  | 0.00                     | 43.25                 | 307.18                       | 1,020                 | 290     | 572           | 964           | 16,100 | --    | 124                 | 6.9         |
| RW1 <sup>a</sup> | 04/09/02 | 350.43                  | 0.00                     | 45.44                 | 304.99                       | 786                   | 102     | 523           | 366           | 10,100 | --    | 79.0                | --          |
| RW1 <sup>a</sup> | 07/23/02 | 350.43                  | 0.00                     | 45.98                 | 304.45                       | 974                   | 93      | 573           | 390           | 9,300  | --    | 57.0                | --          |
| RW1 <sup>a</sup> | 10/16/02 | 350.43                  | 0.00                     | 43.73                 | 306.70                       | 971                   | 150     | 490           | 653           | 10,700 | --    | <5.0                | --          |
| RW1 <sup>a</sup> | 01/09/03 | 350.43                  | 0.00                     | 41.57                 | 308.86                       | 990                   | 298     | 510           | 1,130         | 16,000 | --    | --                  | 6.60        |
| RW1 <sup>a</sup> | 04/14/03 | 350.43                  | 0.00                     | 43.87                 | 306.56                       | 1,250                 | 103     | 598           | 815           | 10,700 | --    | --                  | 4.60        |
| RW1 <sup>a</sup> | 07/09/03 | 350.43                  | 0.00                     | 43.40                 | 307.03                       | 1,390                 | 109     | 660           | 820           | 11,100 | --    | 53.3                | 4.20        |
| RW1 <sup>a</sup> | 10/01/03 | 350.43                  | 0.00                     | 44.19                 | 306.24                       | 1,440                 | 54.0    | 582           | 490           | 10,600 | --    | 78.0                | 3.20        |
| RW1 <sup>a</sup> | 01/19/04 | 350.43                  | 0.00                     | 44.33                 | 306.10                       | 722                   | 27.3    | 168           | 199           | 6,860  | --    | --                  | 3.20        |
| RW1 <sup>a</sup> | 04/01/04 | 350.43                  | 0.00                     | 43.90                 | 306.53                       | 760                   | 37.7    | 180           | 130           | 6,450  | --    | --                  | 2.40        |
| RW1 <sup>a</sup> | 07/07/04 | 350.43                  | 0.00                     | 44.25                 | 306.18                       | 663                   | 51.1    | 180           | 183           | 4,760  | --    | --                  | 2.60        |
| RW1 <sup>a</sup> | 10/12/04 | 350.43                  | 0.00                     | 44.75                 | 305.68                       | 691                   | 30.0    | 139           | 158           | 6,670  | --    | --                  | <0.5        |
| RW1 <sup>a</sup> | 01/05/05 | 350.43                  | 0.00                     | 44.57                 | 305.86                       | 299                   | 29.7    | 107           | 81.3          | 5,750  | --    | --                  | 0.90        |
| RW1 <sup>a</sup> | 04/14/05 | 350.43                  | 0.00                     | 40.10                 | 310.33                       | 99.7                  | 134     | 187           | 600           | 7,520  | --    | --                  | <0.5        |
| RW1 <sup>a</sup> | 07/14/05 | 350.43                  | 0.00                     | 42.87                 | 307.56                       | 2,730                 | --      | 116           | 7.3           | 109    | 21.8  | --                  | <0.5        |
| RW1 <sup>a</sup> | 10/17/05 | 350.43                  | 0.00                     | 43.46                 | 306.97                       | 54.6                  | 4.93    | 52.7          | 15.5          | 1,740  | --    | --                  | <0.5        |



TABLE 2 GROUNDWATER MONITORING DATA, FORMER MOBIL STATION 04-H6J, 1024 MAIN STREET, PLEASANTON, CALIFORNIA

| Sample ID              | Date            | Casing Elevation (feet) | Product Thickness (feet) | Depth to Water (feet) | Groundwater Elevation (feet) | Concentrations (µg/L) |                 |                 |                 |                 |       | MTBE (8020 or 8021) | MTBE (8260)      |
|------------------------|-----------------|-------------------------|--------------------------|-----------------------|------------------------------|-----------------------|-----------------|-----------------|-----------------|-----------------|-------|---------------------|------------------|
|                        |                 |                         |                          |                       |                              | Benzene               | Toluene         | Ethyl-benzene   | Total Xylenes   | TPH-g           | TPH-d |                     |                  |
| RW1 <sup>a</sup>       | 01/10/06        | 350.43                  | 0.00                     | 41.61                 | 308.82                       | 39                    | 13              | 76              | 500             | 3,200           | --    | --                  | <2.5             |
| RW1 <sup>a</sup>       | 04/05/06        | 350.43                  | 0.00                     | 39.65                 | 310.78                       | 11                    | 15              | 59              | 550             | 2,300           | --    | --                  | <0.500           |
| RW1 <sup>a</sup>       | 07/05/06        | 350.43                  | 0.00                     | 37.86                 | 312.57                       | <0.50                 | 0.57            | <0.50           | 1.00            | <50.0           | --    | --                  | <0.500           |
| RW1 <sup>a</sup>       | 10/04/06        | 350.43                  | 0.00                     | 31.60                 | 318.83                       | 0.72                  | <0.50           | <0.50           | <0.50           | <50.0           | --    | --                  | <0.500           |
| <b>RW1<sup>a</sup></b> | <b>01/02/07</b> | <b>350.43</b>           | <b>0.00</b>              | <b>40.43</b>          | <b>310.00</b>                | <b>&lt;0.50</b>       | <b>&lt;0.50</b> | <b>&lt;0.50</b> | <b>&lt;0.50</b> | <b>&lt;50.0</b> | --    | --                  | <b>&lt;0.500</b> |
| RW2                    | 10/05/94        | 347.82                  | 0.00                     | 43.33                 | 304.49                       | 6,500                 | 6,300           | 1,000           | 5,400           | 41,000          | --    | --                  | --               |
| RW2                    | 02/21/95        | 347.82                  | 0.00                     | 35.05                 | 312.77                       | 6,200                 | 2,600           | 1,400           | 5,600           | 45,000          | --    | --                  | --               |
| RW2                    | 05/03/95        | 347.82                  | 0.00                     | 35.11                 | 312.71                       | 3,600                 | 2,000           | 1,000           | 5,700           | 30,000          | --    | --                  | --               |
| RW2                    | 08/04/95        | 347.82                  | 0.00                     | 37.35                 | 310.47                       | 4,100                 | 1,400           | 810             | 3,200           | 21,000          | --    | ND                  | --               |
| RW2                    | 11/10/95        | 347.82                  | 0.00                     | 41.02                 | 306.80                       | 2,600                 | 990             | 810             | 2,700           | 26,000          | --    | --                  | --               |
| RW2                    | 02/12/96        | 347.82                  | 0.00                     | 38.63                 | 309.19                       | 600                   | 600             | 230             | 1,900           | 10,000          | --    | ND                  | --               |
| RW2                    | 05/17/96        | 347.82                  | 0.00                     | 48.56                 | 299.26                       | 300                   | 64              | 86              | 470             | 4,000           | --    | 10                  | --               |
| RW2                    | 08/12/96        | 347.82                  | 0.00                     | 44.74                 | 303.08                       | 1,100                 | 36              | 320             | 190             | 5,400           | --    | ND                  | --               |
| RW2                    | 11/08/96        | 347.82                  | --                       | --                    | --                           | 480                   | 48              | 150             | 150             | 3,500           | --    | ND                  | --               |
| RW2                    | 02/12/97        | 347.82                  | 0.00                     | 48.10                 | 299.72                       | --                    | --              | --              | --              | --              | --    | --                  | --               |
| RW2 <sup>a</sup>       | 03/17/97        | 347.82                  | 0.00                     | 50.90                 | 296.92                       | 180                   | 21              | 42              | 56              | 1,100           | --    | ND                  | --               |
| RW2 <sup>a</sup>       | 05/13/97        | 347.82                  | 0.00                     | 38.11                 | 309.71                       | 680                   | 93              | 150             | 300             | 3,500           | --    | ND                  | --               |
| RW2 <sup>a</sup>       | 08/12/97        | 347.82                  | 0.00                     | 44.22                 | 303.60                       | 180                   | 6.7             | 44              | 27              | 1,200           | --    | ND                  | --               |
| RW2 <sup>a</sup>       | 10/31/97        | 347.82                  | 0.00                     | 49.13                 | 298.69                       | 8.9                   | 3.6             | 1.5             | 90              | 440             | --    | ND                  | --               |
| RW2 <sup>a</sup>       | 01/21/98        | 347.82                  | 0.00                     | 49.39                 | 298.43                       | ND                    | ND              | ND              | ND              | ND              | --    | ND                  | --               |
| RW2 <sup>a</sup>       | 04/24/98        | 347.82                  | --                       | --                    | --                           | 100                   | 12              | 46              | 77              | 3,000           | --    | 28                  | ND               |
| RW2 <sup>a</sup>       | 07/20/98        | 347.82                  | 0.00                     | 47.16                 | 300.66                       | 20                    | 6.9             | 7.7             | 9.6             | 480             | --    | ND                  | --               |
| RW2 <sup>a</sup>       | 10/21/98        | 347.82                  | 0.00                     | 46.08                 | 301.74                       | 4.4                   | 6.1             | 2.8             | 3.9             | 780             | --    | ND                  | --               |
| RW2 <sup>a</sup>       | 02/22/99        | 347.82                  | 0.00                     | 44.31                 | 303.51                       | 87                    | 11              | 33              | 27              | 2,300           | --    | ND                  | --               |
| RW2 <sup>a</sup>       | 05/27/99        | 347.82                  | 0.00                     | 44.15                 | 303.67                       | 1.4                   | 4.5             | 0.6             | 1.7             | 310             | --    | ND                  | --               |
| RW2 <sup>a</sup>       | 09/16/99        | 347.82                  | 0.00                     | 47.97                 | 299.85                       | ND                    | ND              | ND              | ND              | 260             | --    | ND                  | --               |
| RW2 <sup>a</sup>       | 11/15/99        | 347.82                  | 0.00                     | 49.44                 | 298.38                       | ND                    | ND              | ND              | ND              | ND              | --    | ND                  | --               |
| RW2 <sup>a</sup>       | 03/02/00        | 347.82                  | 0.00                     | 45.70                 | 302.12                       | <1.0                  | <1.0            | <1.0            | <0.60           | 180             | --    | <10                 | --               |
| RW2 <sup>a</sup>       | 06/06/00        | 347.82                  | 0.00                     | 45.62                 | 302.20                       | 7.2                   | 6.9             | 5.1             | 24              | 250             | --    | <0.30               | --               |

TABLE 2 GROUNDWATER MONITORING DATA, FORMER MOBIL STATION 04-H6J, 1024 MAIN STREET, PLEASANTON, CALIFORNIA

| Sample ID              | Date            | Casing Elevation (feet) | Product Thickness (feet) | Depth to Water (feet) | Groundwater Elevation (feet) | Concentrations (µg/L) |                 |                 |                 |                 |           | MTBE (8020 or 8021) | MTBE (8260)      |
|------------------------|-----------------|-------------------------|--------------------------|-----------------------|------------------------------|-----------------------|-----------------|-----------------|-----------------|-----------------|-----------|---------------------|------------------|
|                        |                 |                         |                          |                       |                              | Benzene               | Toluene         | Ethyl-benzene   | Total Xylenes   | TPH-g           | TPH-d     |                     |                  |
| RW2 <sup>a</sup>       | 08/29/00        | 347.82                  | 0.00                     | 50.69                 | 297.13                       | 0.38                  | 1.0             | <0.30           | <0.60           | <50             | --        | <10                 | --               |
| RW2 <sup>a</sup>       | 11/07/00        | 347.82                  | 0.00                     | 48.40                 | 299.42                       | 0.32                  | 0.32            | 0.22            | <0.60           | <20             | --        | <0.30               | --               |
| RW2 <sup>a</sup>       | 01/30/01        | 347.82                  | 0.00                     | 50.37                 | 297.45                       | <0.20                 | <0.20           | <0.20           | <0.60           | <20             | --        | <0.30               | --               |
| RW2 <sup>a</sup>       | 04/19/01        | 347.82                  | 0.00                     | 48.06                 | 299.76                       | <0.20                 | <0.20           | <0.20           | <0.60           | <20             | --        | <0.30               | --               |
| RW2 <sup>a</sup>       | 07/27/01        | 347.82                  | 0.00                     | 48.82                 | 299.00                       | <0.20                 | <0.20           | <0.20           | <0.60           | <50             | --        | <0.30               | --               |
| RW2 <sup>a</sup>       | 10/19/01        | 347.82                  | 0.00                     | 50.24                 | 297.58                       | <0.20                 | <0.20           | <0.20           | <0.60           | <50             | --        | <0.30               | --               |
| RW2 <sup>a</sup>       | 01/15/02        | 350.42                  | 0.00                     | 46.88                 | 303.54                       | <0.50                 | <0.50           | <0.50           | <0.50           | <50.0           | --        | <0.50               | --               |
| RW2 <sup>a</sup>       | 04/09/02        | 350.42                  | 0.00                     | 50.86                 | 299.56                       | <0.50                 | <0.50           | <0.50           | <0.50           | <50.0           | --        | <0.50               | --               |
| RW2                    | 07/23/02        | 350.42                  | 0.00                     | 51.77                 | 298.65                       | --                    | --              | --              | --              | --              | --        | --                  | --               |
| RW2 <sup>a</sup>       | 10/16/02        | 350.42                  | 0.00                     | 47.01                 | 303.41                       | <0.5                  | <0.5            | <0.5            | <0.5            | <50.0           | --        | <0.5                | --               |
| RW2 <sup>a</sup>       | 01/09/03        | 350.42                  | 0.00                     | 43.42                 | 307.00                       | 17                    | 30.1            | 51.9            | 110             | 1,020           | --        | --                  | <0.50            |
| RW2 <sup>a</sup>       | 04/14/03        | 350.42                  | 0.00                     | 46.45                 | 303.97                       | <0.50                 | <0.50           | <0.50           | <0.50           | <50.0           | --        | <0.50               | <0.50            |
| RW2 <sup>a</sup>       | 07/09/03        | 350.42                  | 0.00                     | 46.12                 | 304.30                       | <0.5                  | 0.7             | <0.5            | 0.7             | 76.6            | --        | <0.5                | <0.5             |
| RW2 <sup>a</sup>       | 10/01/03        | 350.42                  | 0.00                     | 47.15                 | 303.27                       | <0.5                  | <0.5            | <0.5            | <0.5            | <50             | --        | <0.5                | <0.5             |
| RW2 <sup>a</sup>       | 01/19/04        | 350.42                  | 0.00                     | 46.35                 | 304.07                       | <0.5                  | <0.5            | <0.5            | <0.5            | 57.8            | --        | --                  | <0.5             |
| RW2 <sup>a</sup>       | 04/01/04        | 350.42                  | 0.00                     | 45.71                 | 304.71                       | <1.0                  | <1.0            | <1.0            | <3.0            | <100            | --        | --                  | <0.5             |
| RW2 <sup>a</sup>       | 07/07/04        | 350.42                  | 0.00                     | 44.92                 | 305.50                       | <0.5                  | <0.5            | <0.5            | <0.5            | <50             | --        | --                  | <0.5             |
| RW2 <sup>a</sup>       | 10/12/04        | 350.42                  | 0.00                     | 40.83                 | 309.59                       | <0.5                  | 2.7             | 0.6             | 4.4             | <50             | --        | --                  | <0.5             |
| RW2 <sup>a</sup>       | 01/05/05        | 350.42                  | 0.00                     | 41.01                 | 309.41                       | <0.5                  | <0.5            | <0.5            | <0.5            | <50             | --        | --                  | <0.5             |
| RW2 <sup>a</sup>       | 04/14/05        | 350.42                  | 0.00                     | 39.14                 | 311.28                       | <0.5                  | <0.5            | <0.5            | 1.1             | <50             | --        | --                  | <0.5             |
| RW2 <sup>a</sup>       | 07/14/05        | 350.42                  | 0.00                     | 39.20                 | 311.22                       | <50                   | --              | <0.5            | <0.5            | <0.5            | <0.5      | --                  | <0.5             |
| RW2 <sup>a</sup>       | 10/17/05        | 350.42                  | 0.00                     | 38.99                 | 311.43                       | <0.5                  | <0.5            | <0.5            | <0.5            | <50             | --        | --                  | <0.5             |
| RW2 <sup>a</sup>       | 01/10/06        | 350.42                  | 0.00                     | 39.11                 | 311.31                       | <0.5                  | <0.5            | <0.5            | <0.5            | <50             | --        | --                  | <0.5             |
| RW2 <sup>a</sup>       | 04/05/06        | 350.42                  | 0.00                     | 38.04                 | 312.38                       | <0.50                 | <0.50           | <0.50           | <0.50           | <50             | --        | --                  | <0.500           |
| RW2 <sup>a</sup>       | 07/05/06        | 350.42                  | 0.00                     | 36.85                 | 313.57                       | <0.50                 | <0.50           | <0.50           | <0.50           | <50.0           | --        | --                  | <0.500           |
| RW2 <sup>a</sup>       | 10/04/06        | 350.42                  | 0.00                     | 38.87                 | 311.55                       | <0.50                 | <0.50           | <0.50           | <0.50           | <50.0           | --        | --                  | <0.500           |
| <b>RW2<sup>a</sup></b> | <b>01/02/07</b> | <b>350.42</b>           | <b>0.00</b>              | <b>38.92</b>          | <b>311.50</b>                | <b>&lt;0.50</b>       | <b>&lt;0.50</b> | <b>&lt;0.50</b> | <b>&lt;0.50</b> | <b>&lt;50.0</b> | <b>--</b> | <b>--</b>           | <b>&lt;0.500</b> |
| RW3                    | 10/05/94        | 347.92                  | 0.00                     | 44.66                 | 303.26                       | 120                   | 180             | 26              | 170             | 1,600           | --        | --                  | --               |

TABLE 2 GROUNDWATER MONITORING DATA, FORMER MOBIL STATION 04-H6J, 1024 MAIN STREET, PLEASANTON, CALIFORNIA

| Sample ID          | Date     | Casing Elevation (feet) | Product Thickness (feet) | Depth to Water (feet) | Groundwater Elevation (feet) | Concentrations (µg/L) |         |               |               |        |       | MTBE (8020 or 8021) | MTBE (8260) |
|--------------------|----------|-------------------------|--------------------------|-----------------------|------------------------------|-----------------------|---------|---------------|---------------|--------|-------|---------------------|-------------|
|                    |          |                         |                          |                       |                              | Benzene               | Toluene | Ethyl-benzene | Total Xylenes | TPH-g  | TPH-d |                     |             |
| RW3                | 02/21/95 | 347.92                  | 0.00                     | 39.85                 | 308.07                       | 67                    | 30      | 12            | 48            | 620    | --    | --                  | --          |
| RW3                | 05/03/95 | 347.92                  | 0.00                     | 40.12                 | 307.80                       | 31                    | 28      | 6.0           | 40            | 780    | --    | --                  | --          |
| RW3                | 08/04/95 | 347.92                  | 0.00                     | 41.84                 | 306.08                       | 37                    | 14      | ND            | 19            | 190    | --    | 8.1                 | --          |
| RW3                | 11/10/95 | 347.92                  | 0.00                     | 44.45                 | 303.47                       | 19                    | 5.0     | ND            | 4.4           | 160    | --    | --                  | --          |
| RW3                | 02/12/96 | 347.92                  | 0.00                     | 42.62                 | 305.30                       | 0.78                  | 2.0     | ND            | 2.0           | ND     | --    | 1.4                 | --          |
| RW3                | 05/17/96 | 347.92                  | 0.00                     | 48.90                 | 299.02                       | 2.8                   | 0.5     | ND            | ND            | 52     | --    | 3.6                 | --          |
| RW3                | 08/12/96 | 347.92                  | 0.00                     | 43.71                 | 304.21                       | 0.87                  | ND      | ND            | ND            | ND     | --    | ND                  | --          |
| RW3                | 11/08/96 | 347.92                  | --                       | --                    | --                           | 28                    | 3.3     | 1.2           | 4.5           | 110    | --    | ND                  | --          |
| RW3                | 02/12/97 | 347.92                  | 0.00                     | 48.82                 | 299.10                       | --                    | --      | --            | --            | --     | --    | --                  | --          |
| RW3 <sup>a</sup>   | 03/17/97 | 347.92                  | 0.00                     | 51.61                 | 296.31                       | ND                    | ND      | ND            | ND            | ND     | --    | ND                  | --          |
| RW3 <sup>a</sup>   | 05/13/97 | 347.92                  | 0.00                     | 38.22                 | 309.70                       | 180                   | 190     | 6.8           | 79            | 960    | --    | ND                  | --          |
| RW3 <sup>a</sup>   | 08/12/97 | 347.92                  | 0.00                     | 44.15                 | 303.77                       | 20                    | 11      | 2.1           | 17            | 160    | --    | 4.8                 | --          |
| RW3 <sup>a</sup>   | 10/31/97 | 347.92                  | 0.00                     | 48.18                 | 299.74                       | 11                    | 14      | 4.4           | 32            | 330    | --    | 10                  | --          |
| RW3 <sup>a</sup>   | 01/21/98 | 347.92                  | 0.00                     | 46.31                 | 301.61                       | 1.4                   | 0.9     | 0.4           | 2.1           | 50     | --    | ND                  | --          |
| RW3 <sup>a</sup>   | 04/24/98 | 347.92                  | --                       | --                    | --                           | ND                    | ND      | ND            | ND            | ND     | --    | ND                  | --          |
| RW3 <sup>a</sup>   | 07/20/98 | 347.92                  | 0.00                     | 46.81                 | 301.11                       | 0.6                   | 1.0     | ND            | ND            | 80     | --    | ND                  | --          |
| RW3                | 10/21/98 | 347.92                  | --                       | Dry                   | --                           | --                    | --      | --            | --            | --     | --    | --                  | --          |
| RW3 <sup>a</sup>   | 02/22/99 | 347.92                  | 0.00                     | 44.17                 | 303.75                       | ND                    | ND      | ND            | ND            | ND     | --    | ND                  | --          |
| RW3 <sup>a</sup>   | 05/27/99 | 347.92                  | 0.00                     | 44.40                 | 303.52                       | ND                    | ND      | ND            | ND            | ND     | --    | ND                  | --          |
| RW3 <sup>a,f</sup> | 09/16/99 | 347.92                  | 0.00                     | 44.58                 | 303.34                       | 960                   | 5,700   | 1,200         | 5,000         | 45,000 | --    | 200                 | --          |
| RW3 <sup>a,f</sup> | 10/04/99 | 347.92                  | --                       | --                    | --                           | ND                    | 0.6     | ND            | ND            | ND     | --    | ND                  | --          |
| RW3 <sup>a</sup>   | 11/15/99 | 347.92                  | 0.00                     | 48.32                 | 299.60                       | ND                    | ND      | 1.2           | 3.3           | 93     | --    | ND                  | --          |
| RW3 <sup>a</sup>   | 03/02/00 | 347.92                  | 0.00                     | 47.60                 | 300.32                       | <0.30                 | <0.30   | <0.30         | <0.60         | <50    | --    | <10                 | --          |
| RW3 <sup>a</sup>   | 06/06/00 | 347.92                  | 0.00                     | 45.58                 | 302.34                       | <0.20                 | <0.20   | <0.20         | <0.60         | <20    | --    | <0.30               | --          |
| RW3 <sup>a</sup>   | 08/29/00 | 347.92                  | 0.00                     | 47.72                 | 300.20                       | <0.30                 | 0.47    | <0.30         | <0.60         | <50    | --    | <10                 | --          |
| RW3 <sup>a</sup>   | 11/07/00 | 347.92                  | 0.00                     | 47.18                 | 300.74                       | <0.20                 | <0.20   | <0.20         | <0.60         | <20    | --    | 1.8                 | --          |
| RW3 <sup>a</sup>   | 01/30/01 | 347.92                  | 0.00                     | 47.72                 | 300.20                       | <0.20                 | <0.20   | <0.20         | <0.60         | 33     | --    | 4.3                 | <5          |
| RW3 <sup>a</sup>   | 04/19/01 | 347.92                  | 0.00                     | 45.73                 | 302.19                       | <0.20                 | <0.20   | 0.34          | <0.60         | <20    | --    | 0.33                | --          |
| RW3 <sup>a</sup>   | 07/27/01 | 347.92                  | 0.00                     | 46.61                 | 301.31                       | <0.20                 | <0.20   | <0.20         | <0.60         | <50    | --    | 1.3                 | <2          |
| RW3 <sup>a</sup>   | 10/19/01 | 347.92                  | 0.00                     | 46.96                 | 300.96                       | <0.20                 | <0.20   | <0.20         | <0.60         | <50    | --    | 1.5                 | <2          |

TABLE 2 GROUNDWATER MONITORING DATA, FORMER MOBIL STATION 04-H6J, 1024 MAIN STREET, PLEASANTON, CALIFORNIA

| Sample ID              | Date            | Casing Elevation (feet) | Product Thickness (feet) | Depth to Water (feet) | Groundwater Elevation (feet) | Concentrations (µg/L) |                 |                 |                 |                 |           | MTBE (8020 or 8021) | MTBE (8260)      |
|------------------------|-----------------|-------------------------|--------------------------|-----------------------|------------------------------|-----------------------|-----------------|-----------------|-----------------|-----------------|-----------|---------------------|------------------|
|                        |                 |                         |                          |                       |                              | Benzene               | Toluene         | Ethyl-benzene   | Total Xylenes   | TPH-g           | TPH-d     |                     |                  |
| RW3 <sup>a</sup>       | 01/15/02        | 350.53                  | 0.00                     | 44.98                 | 305.55                       | <0.50                 | <0.50           | <0.50           | <0.50           | <50.0           | --        | <0.50               | --               |
| RW3 <sup>a</sup>       | 04/09/02        | 350.53                  | 0.00                     | 46.80                 | 303.73                       | <0.50                 | <0.50           | <0.50           | <0.50           | <50.0           | --        | 1.00                | --               |
| RW3 <sup>a</sup>       | 07/23/02        | 350.53                  | 0.00                     | 47.42                 | 303.11                       | <0.50                 | <0.50           | <0.50           | <0.50           | <50.0           | --        | 1.90                | --               |
| RW3 <sup>a</sup>       | 10/16/02        | 350.53                  | 0.00                     | 46.42                 | 304.11                       | <0.5                  | <0.5            | <0.5            | <0.5            | <50.0           | --        | 1.0                 | --               |
| RW3 <sup>a</sup>       | 01/09/03        | 350.53                  | 0.00                     | 44.02                 | 306.51                       | <0.5                  | <0.5            | <0.5            | <0.5            | <50.0           | --        | --                  | <0.5             |
| RW3 <sup>a</sup>       | 04/14/03        | 350.53                  | 0.00                     | 44.97                 | 305.56                       | <0.5                  | <0.5            | <0.5            | <0.5            | <50.0           | --        | --                  | <0.5             |
| RW3 <sup>a</sup>       | 07/09/03        | 350.53                  | 0.00                     | 44.96                 | 305.57                       | <0.5                  | 0.6             | <0.5            | <0.5            | <50             | --        | <0.5                | <0.5             |
| RW3 <sup>a</sup>       | 10/01/03        | 350.53                  | 0.00                     | 45.81                 | 304.72                       | <0.5                  | <0.5            | <0.5            | <0.5            | <50             | --        | 0.6                 | <0.5             |
| RW3 <sup>a</sup>       | 01/19/04        | 350.53                  | 0.00                     | 44.81                 | 305.72                       | <0.5                  | <0.5            | <0.5            | <0.5            | <50             | --        | --                  | <0.5             |
| RW3 <sup>a</sup>       | 04/01/04        | 350.53                  | 0.00                     | 45.10                 | 305.43                       | <1.0                  | 2.5             | <1.0            | 5.1             | <100            | --        | --                  | <0.5             |
| RW3 <sup>a</sup>       | 07/07/04        | 350.53                  | 0.00                     | 45.57                 | 304.96                       | <0.5                  | <0.5            | <0.5            | <0.5            | <50             | --        | --                  | <0.5             |
| RW3 <sup>a</sup>       | 10/12/04        | 350.53                  | 0.00                     | 45.79                 | 304.74                       | <0.5                  | 3.5             | 0.8             | 5.9             | <50             | --        | --                  | <0.5             |
| RW3 <sup>a</sup>       | 01/05/05        | 350.53                  | 0.00                     | 45.63                 | 304.90                       | <0.5                  | <0.5            | <0.5            | <0.5            | <50             | --        | --                  | <0.5             |
| RW3 <sup>a</sup>       | 04/14/05        | 350.53                  | 0.00                     | 41.91                 | 308.62                       | <0.5                  | <0.5            | <0.5            | <0.5            | <50             | --        | --                  | <0.5             |
| RW3 <sup>a</sup>       | 07/14/05        | 350.53                  | 0.00                     | 44.37                 | 306.16                       | <50                   | --              | <0.5            | <0.5            | <0.5            | <0.5      | --                  | <0.5             |
| RW3 <sup>a</sup>       | 10/17/05        | 350.53                  | 0.00                     | 43.57                 | 306.96                       | <0.5                  | <0.5            | <0.5            | <0.5            | <50             | --        | --                  | <0.5             |
| RW3 <sup>a</sup>       | 01/10/06        | 350.53                  | 0.00                     | 42.37                 | 308.16                       | <0.5                  | 1.4             | <0.5            | 1.5             | <50             | --        | --                  | <0.5             |
| RW3 <sup>a</sup>       | 04/05/06        | 350.53                  | 0.00                     | 40.35                 | 310.18                       | <0.50                 | <0.50           | <0.50           | <0.50           | <50             | --        | --                  | <0.500           |
| RW3 <sup>a</sup>       | 07/05/06        | 350.53                  | 0.00                     | 39.03                 | 311.50                       | <0.50                 | <0.50           | <0.50           | <0.50           | <50.0           | --        | --                  | <0.500           |
| RW3 <sup>a</sup>       | 10/04/06        | 350.53                  | 0.00                     | 41.68                 | 308.85                       | <0.50                 | <0.50           | <0.50           | <0.50           | <50.0           | --        | --                  | <0.500           |
| <b>RW3<sup>a</sup></b> | <b>01/02/07</b> | <b>350.53</b>           | <b>0.00</b>              | <b>40.59</b>          | <b>309.94</b>                | <b>&lt;0.50</b>       | <b>&lt;0.50</b> | <b>&lt;0.50</b> | <b>&lt;0.50</b> | <b>&lt;50.0</b> | <b>--</b> | <b>--</b>           | <b>&lt;0.500</b> |
| RW4                    | 10/05/94        | 348.29                  | 0.00                     | 42.62                 | 305.67                       | 11                    | 4.9             | 1.5             | 9.2             | 130             | --        | --                  | --               |
| RW4                    | 02/21/95        | 348.29                  | 0.02                     | 35.40                 | 312.91                       | --                    | --              | --              | --              | --              | --        | --                  | --               |
| RW4                    | 05/03/95        | 348.29                  | 0.00                     | 35.03                 | 313.26                       | --                    | --              | --              | --              | --              | --        | --                  | --               |
| RW4                    | 05/04/95        | 348.29                  | --                       | --                    | --                           | 330                   | 130             | 120             | 410             | 2,900           | --        | --                  | --               |
| RW4                    | 08/04/95        | 348.29                  | 0.00                     | 37.62                 | 310.67                       | 63                    | ND              | 14              | 2.1             | 520             | --        | 6.1                 | --               |
| RW4                    | 11/10/95        | 348.29                  | 0.00                     | 40.26                 | 308.03                       | 94                    | 28              | 31              | 43              | 450             | --        | --                  | --               |
| RW4                    | 02/12/96        | 348.29                  | 0.00                     | 36.84                 | 311.45                       | 1.5                   | 2.0             | 2.9             | 2.4             | 52              | --        | 4.0                 | --               |
| RW4                    | 05/17/96        | 348.29                  | 0.00                     | 36.58                 | 311.71                       | 7.7                   | 2.3             | 26              | 1.4             | 160             | --        | ND                  | --               |

TABLE 2 GROUNDWATER MONITORING DATA, FORMER MOBIL STATION 04-H6J, 1024 MAIN STREET, PLEASANTON, CALIFORNIA

| Sample ID        | Date     | Casing Elevation (feet) | Product Thickness (feet) | Depth to Water (feet) | Groundwater Elevation (feet) | Concentrations (µg/L) |         |               |               |       |       | MTBE (8020 or 8021) | MTBE (8260) |
|------------------|----------|-------------------------|--------------------------|-----------------------|------------------------------|-----------------------|---------|---------------|---------------|-------|-------|---------------------|-------------|
|                  |          |                         |                          |                       |                              | Benzene               | Toluene | Ethyl-benzene | Total Xylenes | TPH-g | TPH-d |                     |             |
| RW4              | 08/12/96 | 348.29                  | 0.00                     | 38.96                 | 309.33                       | ND                    | ND      | ND            | ND            | ND    | --    | ND                  | --          |
| RW4              | 11/08/96 | 348.29                  | --                       | --                    | --                           | ND                    | ND      | ND            | ND            | ND    | --    | ND                  | --          |
| RW4              | 02/12/97 | 348.29                  | 0.00                     | 34.95                 | 313.34                       | --                    | --      | --            | --            | --    | --    | --                  | --          |
| RW4 <sup>a</sup> | 03/17/97 | 348.29                  | 0.00                     | 37.75                 | 310.54                       | ND                    | ND      | ND            | ND            | ND    | --    | ND                  | --          |
| RW4 <sup>a</sup> | 05/13/97 | 348.29                  | 0.00                     | 38.36                 | 309.93                       | ND                    | ND      | ND            | ND            | ND    | --    | ND                  | --          |
| RW4 <sup>a</sup> | 08/12/97 | 348.29                  | 0.00                     | 41.28                 | 307.01                       | ND                    | ND      | ND            | ND            | ND    | --    | ND                  | --          |
| RW4 <sup>a</sup> | 10/31/97 | 348.29                  | 0.00                     | 41.75                 | 306.54                       | ND                    | ND      | ND            | ND            | ND    | --    | ND                  | --          |
| RW4 <sup>a</sup> | 01/21/98 | 348.29                  | 0.00                     | 41.61                 | 306.68                       | ND                    | ND      | ND            | ND            | ND    | --    | ND                  | --          |
| RW4 <sup>a</sup> | 04/24/98 | 348.29                  | --                       | --                    | --                           | ND                    | ND      | ND            | ND            | ND    | --    | ND                  | --          |
| RW4 <sup>a</sup> | 07/20/98 | 348.29                  | 0.00                     | 49.94                 | 298.35                       | ND                    | ND      | ND            | ND            | ND    | --    | ND                  | --          |
| RW4 <sup>a</sup> | 10/21/98 | 348.29                  | --                       | Dry                   | --                           | --                    | --      | --            | --            | --    | --    | --                  | --          |
| RW4 <sup>a</sup> | 02/22/99 | 348.29                  | 0.00                     | 41.80                 | 306.49                       | ND                    | ND      | ND            | ND            | ND    | --    | ND                  | --          |
| RW4 <sup>a</sup> | 05/27/99 | 348.29                  | 0.00                     | 42.06                 | 306.23                       | ND                    | ND      | ND            | ND            | ND    | --    | ND                  | --          |
| RW4 <sup>a</sup> | 09/16/99 | 348.29                  | 0.00                     | 44.87                 | 303.42                       | ND                    | ND      | ND            | ND            | ND    | --    | ND                  | --          |
| RW4 <sup>a</sup> | 11/15/99 | 348.29                  | 0.00                     | 44.60                 | 303.69                       | ND                    | ND      | ND            | ND            | ND    | --    | ND                  | --          |
| RW4 <sup>a</sup> | 03/02/00 | 348.29                  | 0.00                     | 41.48                 | 306.81                       | <0.30                 | <0.30   | <0.30         | <0.60         | <50   | --    | <10                 | --          |
| RW4 <sup>a</sup> | 06/06/00 | 348.29                  | 0.00                     | 43.41                 | 304.88                       | <0.20                 | <0.20   | <0.20         | <0.60         | <20   | --    | <0.30               | --          |
| RW4 <sup>a</sup> | 08/29/00 | 348.29                  | 0.00                     | 45.38                 | 302.91                       | <0.30                 | <0.30   | <0.30         | <0.60         | <50   | --    | <10                 | --          |
| RW4 <sup>a</sup> | 11/07/00 | 348.29                  | 0.00                     | 43.99                 | 304.30                       | <0.20                 | <0.20   | <0.20         | <0.60         | <20   | --    | <0.30               | --          |
| RW4 <sup>a</sup> | 01/30/01 | 348.29                  | 0.00                     | 45.12                 | 303.17                       | <0.20                 | <0.20   | <0.20         | <0.60         | <20   | --    | <0.30               | --          |
| RW4 <sup>a</sup> | 04/19/01 | 348.29                  | 0.00                     | 44.42                 | 303.87                       | <0.20                 | <0.20   | <0.20         | <0.60         | <20   | --    | <0.30               | --          |
| RW4 <sup>a</sup> | 07/27/01 | 348.29                  | 0.00                     | 44.54                 | 303.75                       | <0.20                 | <0.20   | <0.20         | <0.60         | <50   | --    | <0.30               | --          |
| RW4 <sup>a</sup> | 10/19/01 | 348.29                  | 0.00                     | 45.09                 | 303.20                       | <0.20                 | <0.20   | <0.20         | <0.60         | <50   | --    | <0.30               | --          |
| RW4 <sup>a</sup> | 01/15/02 | 350.92                  | 0.00                     | 43.68                 | 307.24                       | <0.50                 | <0.50   | <0.50         | <0.50         | <50.0 | --    | <0.50               | --          |
| RW4 <sup>a</sup> | 04/09/02 | 350.92                  | 0.00                     | 45.79                 | 305.13                       | <0.50                 | <0.50   | <0.50         | <0.50         | <50.0 | --    | <0.50               | --          |
| RW4 <sup>a</sup> | 07/23/02 | 350.92                  | 0.00                     | 46.43                 | 304.49                       | <0.50                 | <0.50   | <0.50         | <0.50         | <50.0 | --    | <0.50               | --          |
| RW4 <sup>a</sup> | 10/16/02 | 350.92                  | 0.00                     | 44.06                 | 306.86                       | <0.5                  | <0.5    | <0.5          | <0.5          | <50.0 | --    | <0.5                | --          |
| RW4 <sup>a</sup> | 01/09/03 | 350.92                  | 0.00                     | 41.97                 | 308.95                       | 0.70                  | <0.5    | <0.5          | <0.5          | 64.9  | --    | --                  | <0.50       |
| RW4 <sup>a</sup> | 04/14/03 | 350.92                  | 0.00                     | 44.17                 | 306.75                       | <0.5                  | <0.5    | <0.5          | <0.5          | <50.0 | --    | --                  | <0.50       |

TABLE 2 GROUNDWATER MONITORING DATA, FORMER MOBIL STATION 04-H6J, 1024 MAIN STREET, PLEASANTON, CALIFORNIA

| Sample ID              | Date            | Casing Elevation (feet) | Product Thickness (feet) | Depth to Water (feet) | Groundwater Elevation (feet) | Concentrations (µg/L) |                 |                 |                 |                 |           | MTBE (8020 or 8021) | MTBE (8260)      |
|------------------------|-----------------|-------------------------|--------------------------|-----------------------|------------------------------|-----------------------|-----------------|-----------------|-----------------|-----------------|-----------|---------------------|------------------|
|                        |                 |                         |                          |                       |                              | Benzene               | Toluene         | Ethyl-benzene   | Total Xylenes   | TPH-g           | TPH-d     |                     |                  |
| RW4 <sup>a</sup>       | 07/09/03        | 350.92                  | 0.00                     | 43.83                 | 307.09                       | <0.5                  | 0.7             | <0.5            | <0.5            | <50             | --        | <0.5                | <0.5             |
| RW4 <sup>a</sup>       | 10/01/03        | 350.92                  | 0.00                     | 44.60                 | 306.32                       | <0.5                  | <0.5            | <0.5            | <0.5            | <50             | --        | <0.5                | <0.5             |
| RW4 <sup>a</sup>       | 01/19/04        | 350.92                  | 0.00                     | 44.73                 | 306.19                       | <0.5                  | <0.5            | <0.5            | <0.5            | <50             | --        | --                  | <0.5             |
| RW4 <sup>a</sup>       | 04/01/04        | 350.92                  | 0.00                     | 44.34                 | 306.58                       | <1.0                  | 2.1             | <1.0            | 4.5             | <100            | --        | --                  | <0.5             |
| RW4 <sup>a</sup>       | 07/07/04        | 350.92                  | 0.00                     | 44.61                 | 306.31                       | <0.5                  | <0.5            | <0.5            | <0.5            | <50             | --        | --                  | <0.5             |
| RW4 <sup>a</sup>       | 10/12/04        | 350.92                  | 0.00                     | 45.27                 | 305.65                       | <0.5                  | 2.7             | 0.5             | 3.8             | <50             | --        | --                  | <0.5             |
| RW4 <sup>a</sup>       | 01/05/05        | 350.92                  | 0.00                     | 44.91                 | 306.01                       | <0.5                  | <0.5            | <0.5            | <0.5            | <50             | --        | --                  | <0.5             |
| RW4 <sup>a</sup>       | 04/14/05        | 350.92                  | 0.00                     | 40.77                 | 310.15                       | <0.5                  | <0.5            | <0.5            | <0.5            | <50             | --        | --                  | <0.5             |
| RW4 <sup>a</sup>       | 07/14/05        | 350.92                  | 0.00                     | 43.54                 | 307.38                       | <50                   | --              | <0.5            | <0.5            | <0.5            | <0.5      | --                  | <0.5             |
| RW4 <sup>a</sup>       | 10/17/05        | 350.92                  | 0.00                     | 44.36                 | 306.56                       | <0.5                  | <0.5            | <0.5            | <0.5            | <50             | --        | --                  | <0.5             |
| RW4 <sup>a</sup>       | 01/10/06        | 350.92                  | 0.00                     | 42.50                 | 308.42                       | <0.5                  | <0.5            | <0.5            | <0.5            | <50             | --        | --                  | <0.5             |
| RW4 <sup>a</sup>       | 04/05/06        | 350.92                  | 0.00                     | 40.60                 | 310.32                       | <0.50                 | <0.50           | <0.50           | <0.50           | <50             | --        | --                  | <0.500           |
| RW4 <sup>a</sup>       | 07/05/06        | 350.92                  | 0.00                     | 38.67                 | 312.25                       | <0.50                 | <0.50           | <0.50           | <0.50           | <50.0           | --        | --                  | <0.500           |
| RW4 <sup>a</sup>       | 10/04/06        | 350.92                  | 0.00                     | 41.60                 | 309.32                       | <0.50                 | <0.50           | <0.50           | <0.50           | <50.0           | --        | --                  | <0.500           |
| <b>RW4<sup>a</sup></b> | <b>01/02/07</b> | <b>350.92</b>           | <b>0.00</b>              | <b>41.46</b>          | <b>309.46</b>                | <b>&lt;0.50</b>       | <b>&lt;0.50</b> | <b>&lt;0.50</b> | <b>&lt;0.50</b> | <b>&lt;50.0</b> | <b>--</b> | <b>--</b>           | <b>&lt;0.500</b> |

- a Sampled using no-purge method.
- c Well inaccessible.
- d Insufficient amount of water for sample collection.
- e Reported by laboratory as non-gasoline mixture.
- f Due to an anomalous analytical result on 9/16/99, RW3 was resampled on 10/4/99.

TPH-d Total Petroleum Hydrocarbons as diesel.  
 TPH-g Total Petroleum Hydrocarbons as gasoline.  
 ND Not detected at or above laboratory reporting limit.  
 Trace Product present but too thin to be measured.

µg/L Micrograms per liter.  
 -- Not measured/not analyzed.

TABLE 3 GROUNDWATER ANALYTICAL RESULTS FOR OXYGENATES AND ADDITIVES, FORMER MOBIL STATION 04-H6J, 1024 MAIN STREET, PLEASANTON, CALIFORNIA

| Sample ID              | Date            | Concentrations (µg/L) |                     |                     |                 |                    |                     |                   |
|------------------------|-----------------|-----------------------|---------------------|---------------------|-----------------|--------------------|---------------------|-------------------|
|                        |                 | Methyl t-butyl ether  | Ethyl t-butyl ether | t-Amyl methyl ether | t-Butyl alcohol | 1,2-Dibromo-ethane | 1,2-Dichloro-ethane | Diisopropyl ether |
| MW1 <sup>a</sup>       | 01/09/03        | <0.50                 | <0.50               | <0.50               | <10             | <0.50              | <0.50               | <0.50             |
| MW1 <sup>a</sup>       | 04/14/03        | <0.50                 | <0.50               | <0.50               | <10             | <0.50              | <0.50               | <0.50             |
| MW1 <sup>a</sup>       | 07/09/03        | <0.5                  | <0.5                | <0.5                | <10             | <0.5               | <0.5                | <0.5              |
| MW1 <sup>a</sup>       | 10/01/03        | <0.5                  | <0.5                | <0.5                | <10             | <0.5               | <0.5                | <0.5              |
| MW1 <sup>a</sup>       | 01/19/04        | <0.5                  | <0.5                | <0.5                | <10             | <0.5               | <0.5                | <0.5              |
| MW1 <sup>a</sup>       | 04/01/04        | <0.5                  | <0.5                | <0.5                | <10             | <0.5               | <0.5                | <0.5              |
| MW1 <sup>a</sup>       | 07/07/04        | <0.5                  | <0.5                | <0.5                | <10             | <0.5               | <0.5                | <0.5              |
| MW1 <sup>a</sup>       | 10/12/04        | <0.5                  | <0.5                | <0.5                | <10             | <0.5               | <0.5                | <0.5              |
| MW1 <sup>a</sup>       | 01/05/05        | <0.5                  | <0.5                | <0.5                | <10             | <0.5               | <0.5                | <0.5              |
| MW1 <sup>a</sup>       | 04/14/05        | <0.5                  | <0.5                | <0.5                | <10             | <0.5               | <0.5                | <0.5              |
| MW1 <sup>a</sup>       | 07/14/05        | <0.5                  | <0.5                | <0.5                | <10             | <0.5               | <0.5                | <0.5              |
| MW1 <sup>a</sup>       | 10/17/05        | <0.5                  | <0.5                | <0.5                | <20             | <0.5               | <0.5                | <0.5              |
| MW1 <sup>a</sup>       | 01/10/06        | <0.5                  | <0.5                | <0.5                | <20             | <0.5               | <0.5                | <0.5              |
| MW1 <sup>a</sup>       | 04/05/06        | <0.500                | <0.500              | <0.500              | <10.0           | <0.500             | <0.500              | <0.500            |
| MW1 <sup>a</sup>       | 07/05/06        | <0.500                | <0.500              | <0.500              | <10.0           | <0.500             | 2.50                | <0.500            |
| MW1 <sup>a</sup>       | 10/04/06        | <0.500                | <0.500              | <0.500              | <10.0           | <0.500             | <0.500              | <0.500            |
| <b>MW1<sup>a</sup></b> | <b>01/02/07</b> | <b>&lt;0.500</b>      | <b>&lt;0.500</b>    | <b>&lt;0.500</b>    | <b>97.6</b>     | <b>&lt;0.500</b>   | <b>&lt;0.500</b>    | <b>&lt;0.500</b>  |
| MW2 <sup>a</sup>       | 01/21/98        | ND                    | --                  | --                  | --              | --                 | --                  | --                |
| MW2 <sup>a</sup>       | 05/27/99        | ND                    | --                  | --                  | --              | --                 | --                  | --                |
| MW2 <sup>a</sup>       | 11/15/99        | <5                    | --                  | --                  | --              | --                 | --                  | --                |
| MW2 <sup>a</sup>       | 11/07/00        | <5                    | --                  | --                  | --              | --                 | --                  | --                |
| MW2 <sup>a</sup>       | 04/19/01        | <5                    | --                  | --                  | --              | --                 | --                  | --                |
| MW2 <sup>a</sup>       | 01/15/02        | <0.5                  | --                  | --                  | --              | --                 | --                  | --                |
| MW2 <sup>a</sup>       | 04/09/02        | <2.5                  | --                  | --                  | --              | --                 | --                  | --                |
| MW2 <sup>a</sup>       | 07/23/02        | <1.0                  | --                  | --                  | --              | --                 | --                  | --                |
| MW2 <sup>a</sup>       | 10/16/02        | <0.50                 | --                  | --                  | --              | --                 | --                  | --                |
| MW2 <sup>a</sup>       | 01/09/03        | <0.50                 | <0.50               | <0.50               | <10             | <0.50              | <0.50               | <0.50             |

TABLE 3 GROUNDWATER ANALYTICAL RESULTS FOR OXYGENATES AND ADDITIVES, FORMER MOBIL STATION 04-H6J, 1024 MAIN STREET, PLEASANTON, CALIFORNIA

| Sample ID              | Date            | Concentrations (µg/L) |                     |                     |                 |                   |                    |                   |
|------------------------|-----------------|-----------------------|---------------------|---------------------|-----------------|-------------------|--------------------|-------------------|
|                        |                 | Methyl t-butyl ether  | Ethyl t-butyl ether | t-Amyl methyl ether | t-Butyl alcohol | 1,2-Dibromoethane | 1,2-Dichloroethane | Diisopropyl ether |
| MW2 <sup>a</sup>       | 04/14/03        | <0.50                 | <0.50               | <0.50               | <10             | <0.50             | <0.50              | <0.50             |
| MW2 <sup>a</sup>       | 07/09/03        | <0.5                  | <0.5                | <0.5                | <10             | <0.5              | <0.5               | <0.5              |
| MW2 <sup>a</sup>       | 10/01/03        | <0.5                  | <0.5                | <0.5                | <10             | <0.5              | <0.5               | <0.5              |
| MW2 <sup>a</sup>       | 01/19/04        | <0.5                  | <0.5                | <0.5                | <10             | <0.5              | <0.5               | <0.5              |
| MW2 <sup>a</sup>       | 04/01/04        | <0.5                  | <0.5                | <0.5                | <10             | <0.5              | <0.5               | <0.5              |
| MW2 <sup>a</sup>       | 07/07/04        | <0.5                  | <0.5                | <0.5                | <10             | <0.5              | <0.5               | <0.5              |
| MW2 <sup>a</sup>       | 10/12/04        | <0.5                  | <0.5                | <0.5                | <10             | <0.5              | <0.5               | <0.5              |
| MW2 <sup>a</sup>       | 01/05/05        | <0.5                  | <0.5                | <0.5                | <10             | <0.5              | <0.5               | <0.5              |
| MW2 <sup>a</sup>       | 04/14/05        | <0.5                  | <0.5                | <0.5                | <10             | <0.5              | <0.5               | <0.5              |
| MW2 <sup>a</sup>       | 07/14/05        | <0.5                  | <0.5                | <0.5                | <10             | <0.5              | <0.5               | <0.5              |
| MW2 <sup>a</sup>       | 10/17/05        | <0.5                  | <0.5                | <0.5                | <20             | <0.5              | <0.5               | <0.5              |
| MW2 <sup>a</sup>       | 01/10/06        | <0.5                  | <0.5                | <0.5                | <20             | <0.5              | 0.59               | <0.5              |
| MW2 <sup>a</sup>       | 04/05/06        | <0.500                | <0.500              | <0.500              | <10.0           | <0.500            | 1.11               | <0.500            |
| MW2 <sup>a</sup>       | 07/05/06        | <0.500                | <0.500              | <0.500              | <10.0           | <0.500            | 0.950              | <0.500            |
| MW2 <sup>a</sup>       | 10/04/06        | <0.500                | <0.500              | <0.500              | <10.0           | <0.500            | 0.830              | <0.500            |
| <b>MW2<sup>a</sup></b> | <b>01/02/07</b> | <b>&lt;0.500</b>      | <b>&lt;0.500</b>    | <b>&lt;0.500</b>    | <b>&lt;10.0</b> | <b>&lt;0.500</b>  | <b>0.750</b>       | <b>&lt;0.500</b>  |
| MW4 <sup>a</sup>       | 01/15/02        | <0.5                  | --                  | --                  | --              | --                | --                 | --                |
| MW4 <sup>a</sup>       | 01/09/03        | <0.50                 | <0.50               | <0.50               | <10             | <0.50             | 1.2                | <0.50             |
| MW4 <sup>a</sup>       | 04/14/03        | <0.50                 | <0.50               | <0.50               | <10             | <0.50             | <0.50              | <0.50             |
| MW4 <sup>a</sup>       | 07/09/03        | <0.5                  | <0.5                | <0.5                | <10             | <0.5              | <0.5               | <0.5              |
| MW4 <sup>a</sup>       | 10/01/03        | <0.5                  | <0.5                | <0.5                | <10             | <0.5              | <0.5               | <0.5              |
| MW4 <sup>a</sup>       | 01/19/04        | <0.5                  | <0.5                | <0.5                | <10             | <0.5              | <0.5               | <0.5              |
| MW4 <sup>a</sup>       | 04/01/04        | <0.5                  | <0.5                | <0.5                | <10             | <0.5              | <0.5               | <0.5              |
| MW4 <sup>a</sup>       | 07/07/04        | <0.5                  | <0.5                | <0.5                | <10             | <0.5              | <0.5               | <0.5              |
| MW4 <sup>a</sup>       | 10/12/04        | <0.5                  | <0.5                | <0.5                | <10             | <0.5              | <0.5               | <0.5              |
| MW4 <sup>a</sup>       | 01/05/05        | <0.5                  | <0.5                | <0.5                | <10             | <0.5              | 0.60               | <0.5              |
| MW4 <sup>a</sup>       | 04/14/05        | <0.5                  | <0.5                | <0.5                | <10             | <0.5              | <0.5               | <0.5              |



TABLE 3 GROUNDWATER ANALYTICAL RESULTS FOR OXYGENATES AND ADDITIVES, FORMER MOBIL STATION 04-H6J, 1024 MAIN STREET, PLEASANTON, CALIFORNIA

| Sample ID              | Date            | Concentrations (µg/L) |                     |                     |                 |                    |                     |                   |
|------------------------|-----------------|-----------------------|---------------------|---------------------|-----------------|--------------------|---------------------|-------------------|
|                        |                 | Methyl t-butyl ether  | Ethyl t-butyl ether | t-Amyl methyl ether | t-Butyl alcohol | 1,2-Dibromo-ethane | 1,2-Dichloro-ethane | Diisopropyl ether |
| MW4 <sup>a</sup>       | 07/14/05        | <0.5                  | <0.5                | <0.5                | <10             | <0.5               | <0.5                | <0.5              |
| MW4 <sup>a</sup>       | 10/17/05        | <0.5                  | <0.5                | <0.5                | <20             | <0.5               | <0.5                | <0.5              |
| MW4 <sup>a</sup>       | 01/10/06        | <0.5                  | <0.5                | <0.5                | <20             | <0.5               | <0.5                | <0.5              |
| MW4 <sup>a</sup>       | 04/05/06        | <0.500                | <0.500              | <0.500              | <10.0           | <0.500             | <0.500              | <0.500            |
| MW4 <sup>a</sup>       | 07/05/06        | <0.500                | <0.500              | <0.500              | <10.0           | <0.500             | 2.66                | <0.500            |
| MW4 <sup>a</sup>       | 10/04/06        | <0.500                | <0.500              | <0.500              | <10.0           | <0.500             | <0.500              | <0.500            |
| <b>MW4<sup>a</sup></b> | <b>01/02/07</b> | <b>&lt;0.500</b>      | <b>&lt;0.500</b>    | <b>&lt;0.500</b>    | <b>&lt;10.0</b> | <b>&lt;0.500</b>   | <b>&lt;0.500</b>    | <b>&lt;0.500</b>  |
| MW6 <sup>a</sup>       | 01/15/02        | <0.5                  | --                  | --                  | --              | --                 | --                  | --                |
| MW6 <sup>a</sup>       | 01/09/03        | <0.50                 | <0.50               | <0.50               | <10             | <0.50              | <0.50               | <0.50             |
| MW6 <sup>a</sup>       | 04/14/03        | <0.50                 | <0.50               | <0.50               | <10             | <0.50              | <0.50               | <0.50             |
| MW6 <sup>a</sup>       | 07/09/03        | <0.5                  | <0.5                | <0.5                | <10             | <0.5               | <0.5                | <0.5              |
| MW6 <sup>a</sup>       | 10/01/03        | <0.5                  | <0.5                | <0.5                | <10             | <0.5               | <0.5                | <0.5              |
| MW6 <sup>a</sup>       | 01/19/04        | <0.5                  | <0.5                | <0.5                | <10             | <0.5               | <0.5                | <0.5              |
| MW6 <sup>a</sup>       | 04/01/04        | <0.5                  | <0.5                | <0.5                | <10             | <0.5               | <0.5                | <0.5              |
| MW6 <sup>a</sup>       | 07/07/04        | <0.5                  | <0.5                | <0.5                | <10             | <0.5               | <0.5                | <0.5              |
| MW6 <sup>a</sup>       | 10/12/04        | <0.5                  | <0.5                | <0.5                | <10             | <0.5               | <0.5                | <0.5              |
| MW6 <sup>a</sup>       | 01/05/05        | <0.5                  | <0.5                | <0.5                | <10             | <0.5               | <0.5                | <0.5              |
| MW6 <sup>a</sup>       | 04/14/05        | <0.5                  | <0.5                | <0.5                | <10             | <0.5               | <0.5                | <0.5              |
| MW6 <sup>a</sup>       | 07/14/05        | <0.5                  | <0.5                | <0.5                | <10             | <0.5               | <0.5                | <0.5              |
| MW6 <sup>a</sup>       | 10/17/05        | <0.5                  | <0.5                | <0.5                | <20             | <0.5               | <0.5                | <0.5              |
| MW6 <sup>a</sup>       | 01/10/06        | <0.5                  | <0.5                | <0.5                | <20             | <0.5               | <0.5                | <0.5              |
| MW6 <sup>a</sup>       | 04/05/06        | <0.500                | <0.500              | <0.500              | <10.0           | <0.500             | <0.500              | <0.500            |
| MW6 <sup>a</sup>       | 07/05/06        | <0.500                | <0.500              | <0.500              | <10.0           | <0.500             | 2.65                | <0.500            |
| MW6 <sup>a</sup>       | 10/04/06        | <0.500                | <0.500              | <0.500              | <10.0           | <0.500             | <0.500              | <0.500            |
| <b>MW6<sup>a</sup></b> | <b>01/02/07</b> | <b>&lt;0.500</b>      | <b>&lt;0.500</b>    | <b>&lt;0.500</b>    | <b>&lt;10.0</b> | <b>&lt;0.500</b>   | <b>&lt;0.500</b>    | <b>&lt;0.500</b>  |
| MW10                   | 01/09/03        | 0.60                  | <0.50               | <0.50               | <10             | <0.50              | <0.50               | <0.50             |
| MW10 <sup>a</sup>      | 01/19/04        | <0.5                  | <0.5                | <0.5                | <10             | <0.5               | <0.5                | <0.5              |

TABLE 3 GROUNDWATER ANALYTICAL RESULTS FOR OXYGENATES AND ADDITIVES, FORMER MOBIL STATION 04-H6J, 1024 MAIN STREET, PLEASANTON, CALIFORNIA

| Sample ID               | Date            | Concentrations (µg/L) |                     |                     |                 |                    |                     |                   |
|-------------------------|-----------------|-----------------------|---------------------|---------------------|-----------------|--------------------|---------------------|-------------------|
|                         |                 | Methyl t-butyl ether  | Ethyl t-butyl ether | t-Amyl methyl ether | t-Butyl alcohol | 1,2-Dibromo-ethane | 1,2-Dichloro-ethane | Diisopropyl ether |
| MW10 <sup>a</sup>       | 01/05/05        | <0.5                  | <0.5                | <0.5                | <10             | <0.5               | <0.5                | <0.5              |
| MW10 <sup>a</sup>       | 01/10/06        | <0.5                  | <0.5                | <0.5                | <20             | <0.5               | <0.5                | <0.5              |
| <b>MW10<sup>a</sup></b> | <b>01/02/07</b> | <b>&lt;0.500</b>      | <b>&lt;0.500</b>    | <b>&lt;0.500</b>    | <b>&lt;10.0</b> | <b>&lt;0.500</b>   | <b>&lt;0.500</b>    | <b>&lt;0.500</b>  |
| MW11 <sup>a</sup>       | 01/09/03        | <0.50                 | <0.50               | <0.50               | <10             | <0.50              | <0.50               | <0.50             |
| MW11 <sup>a</sup>       | 07/09/03        | <0.5                  | <0.5                | <0.5                | <10             | <0.5               | <0.5                | <0.5              |
| MW11 <sup>a</sup>       | 01/19/04        | <0.5                  | <0.5                | <0.5                | <10             | <0.5               | <0.5                | <0.5              |
| MW11 <sup>a</sup>       | 07/07/04        | <0.5                  | <0.5                | <0.5                | <10             | <0.5               | <0.5                | <0.5              |
| MW11 <sup>a</sup>       | 01/05/05        | <0.5                  | <0.5                | <0.5                | <10             | <0.5               | <0.5                | <0.5              |
| MW11 <sup>a</sup>       | 07/14/05        | <0.5                  | <0.5                | <0.5                | <10             | <0.5               | <0.5                | <0.5              |
| MW11 <sup>a</sup>       | 01/10/06        | <0.5                  | <0.5                | <0.5                | <20             | <0.5               | <0.5                | <0.5              |
| MW11 <sup>a</sup>       | 07/05/06        | <0.500                | <0.500              | <0.500              | <10.0           | <0.500             | 2.59                | <0.500            |
| <b>MW11<sup>a</sup></b> | <b>01/02/07</b> | <b>&lt;0.500</b>      | <b>&lt;0.500</b>    | <b>&lt;0.500</b>    | <b>&lt;10.0</b> | <b>&lt;0.500</b>   | <b>&lt;0.500</b>    | <b>&lt;0.500</b>  |
| MW12 <sup>a</sup>       | 01/09/03        | <0.50                 | <0.50               | <0.50               | <10             | <0.50              | <0.50               | <0.50             |
| MW12 <sup>a</sup>       | 01/19/04        | <0.5                  | <0.5                | <0.5                | <10             | <0.5               | <0.5                | <0.5              |
| MW12 <sup>a</sup>       | 01/05/05        | <0.5                  | <0.5                | <0.5                | <10             | <0.5               | <0.5                | <0.5              |
| MW12 <sup>a</sup>       | 01/10/06        | <0.5                  | <0.5                | <0.5                | <20             | <0.5               | <0.5                | <0.5              |
| <b>MW12<sup>a</sup></b> | <b>01/02/07</b> | <b>&lt;0.500</b>      | <b>&lt;0.500</b>    | <b>&lt;0.500</b>    | <b>&lt;10.0</b> | <b>&lt;0.500</b>   | <b>&lt;0.500</b>    | <b>&lt;0.500</b>  |
| RW1 <sup>a</sup>        | 08/12/97        | ND                    | --                  | --                  | --              | --                 | --                  | --                |
| RW1 <sup>a</sup>        | 10/31/97        | ND                    | --                  | --                  | --              | --                 | --                  | --                |
| RW1 <sup>a</sup>        | 01/21/98        | ND                    | --                  | --                  | --              | --                 | --                  | --                |
| RW1 <sup>a</sup>        | 07/20/98        | ND                    | --                  | --                  | --              | --                 | --                  | --                |
| RW1 <sup>a</sup>        | 10/21/98        | 25                    | --                  | --                  | --              | --                 | --                  | --                |
| RW1 <sup>a</sup>        | 02/22/99        | ND                    | --                  | --                  | --              | --                 | --                  | --                |
| RW1 <sup>a</sup>        | 03/02/00        | <10                   | --                  | --                  | --              | --                 | --                  | --                |
| RW1 <sup>a</sup>        | 04/19/01        | <7                    | --                  | --                  | --              | --                 | --                  | --                |
| RW1 <sup>a</sup>        | 10/19/01        | 5                     | --                  | --                  | --              | --                 | --                  | --                |

TABLE 3 GROUNDWATER ANALYTICAL RESULTS FOR OXYGENATES AND ADDITIVES, FORMER MOBIL STATION 04-H6J, 1024 MAIN STREET, PLEASANTON, CALIFORNIA

| Sample ID              | Date            | Concentrations (µg/L) |                     |                     |                 |                    |                     |                   |
|------------------------|-----------------|-----------------------|---------------------|---------------------|-----------------|--------------------|---------------------|-------------------|
|                        |                 | Methyl t-butyl ether  | Ethyl t-butyl ether | t-Amyl methyl ether | t-Butyl alcohol | 1,2-Dibromo-ethane | 1,2-Dichloro-ethane | Diisopropyl ether |
| RW1 <sup>a</sup>       | 01/15/02        | 6.9                   | --                  | --                  | --              | --                 | --                  | --                |
| RW1 <sup>a</sup>       | 01/09/03        | 6.60                  | <0.50               | <0.50               | 197             | <0.50              | <0.50               | <0.50             |
| RW1 <sup>a</sup>       | 04/14/03        | 4.60                  | <0.50               | <0.50               | 93.2            | <0.50              | <0.50               | <0.50             |
| RW1 <sup>a</sup>       | 07/09/03        | 4.20                  | <0.5                | <0.5                | 87.9            | <0.5               | <0.5                | <0.5              |
| RW1 <sup>a</sup>       | 10/01/03        | 3.20                  | <0.5                | <0.5                | 64.1            | <0.5               | 27.4                | <0.5              |
| RW1 <sup>a</sup>       | 01/19/04        | 3.20                  | <0.5                | <0.5                | 122             | <0.5               | <0.5                | <0.5              |
| RW1 <sup>a</sup>       | 04/01/04        | 2.40                  | <0.5                | 4.30                | 27.0            | <0.5               | <0.5                | <0.5              |
| RW1 <sup>a</sup>       | 07/07/04        | 2.60                  | <0.5                | <0.5                | 148             | <0.5               | <0.5                | <0.5              |
| RW1 <sup>a</sup>       | 10/12/04        | <0.5                  | <0.5                | <0.5                | <10             | <0.5               | <0.5                | <0.5              |
| RW1 <sup>a</sup>       | 01/05/05        | 0.90                  | <0.5                | <0.5                | 40.4            | <0.5               | <0.5                | <0.5              |
| RW1 <sup>a</sup>       | 04/14/05        | <0.5                  | <0.5                | 1.20                | 42.4            | <0.5               | 1.80                | <0.5              |
| RW1 <sup>a</sup>       | 07/14/05        | <0.5                  | <0.5                | <0.5                | <10             | <0.5               | <0.5                | <0.5              |
| RW1 <sup>a</sup>       | 10/17/05        | <0.5                  | <0.5                | <0.5                | <20             | <0.5               | <0.5                | <0.5              |
| RW1 <sup>a</sup>       | 01/10/06        | <2.5                  | <2.5                | <2.5                | <100            | <2.5               | 2.6                 | <2.5              |
| RW1 <sup>a</sup>       | 04/05/06        | <0.500                | <0.500              | <0.500              | <10.0           | <0.500             | <0.500              | <0.500            |
| RW1 <sup>a</sup>       | 07/05/06        | <0.500                | <0.500              | <0.500              | <10.0           | <0.500             | 2.55                | <0.500            |
| RW1 <sup>a</sup>       | 10/04/06        | <0.500                | <0.500              | <0.500              | <10.0           | <0.500             | <0.500              | <0.500            |
| <b>RW1<sup>a</sup></b> | <b>01/02/07</b> | <b>&lt;0.500</b>      | <b>&lt;0.500</b>    | <b>&lt;0.500</b>    | <b>&lt;10.0</b> | <b>&lt;0.500</b>   | <b>&lt;0.500</b>    | <b>&lt;0.500</b>  |
| RW2 <sup>a</sup>       | 04/24/98        | ND                    | --                  | --                  | --              | --                 | --                  | --                |
| RW2 <sup>a</sup>       | 01/09/03        | <0.50                 | <0.50               | <0.50               | <10             | <0.50              | 1.7                 | <0.50             |
| RW2 <sup>a</sup>       | 04/14/03        | <0.50                 | <0.50               | <0.50               | <10             | <0.50              | <0.50               | <0.50             |
| RW2 <sup>a</sup>       | 07/09/03        | <0.5                  | <0.5                | <0.5                | <10             | <0.5               | <0.5                | <0.5              |
| RW2 <sup>a</sup>       | 10/01/03        | <0.5                  | <0.5                | <0.5                | <10             | <0.5               | <0.5                | <0.5              |
| RW2 <sup>a</sup>       | 01/19/04        | <0.5                  | <0.5                | <0.5                | <10             | <0.5               | 1.10                | <0.5              |
| RW2 <sup>a</sup>       | 04/01/04        | <0.5                  | <0.5                | <0.5                | <10             | <0.5               | <0.5                | <0.5              |
| RW2 <sup>a</sup>       | 07/07/04        | <0.5                  | <0.5                | <0.5                | <10             | <0.5               | <0.5                | <0.5              |
| RW2 <sup>a</sup>       | 10/12/04        | <0.5                  | <0.5                | <0.5                | <10             | <0.5               | <0.5                | <0.5              |

TABLE 3 GROUNDWATER ANALYTICAL RESULTS FOR OXYGENATES AND ADDITIVES, FORMER MOBIL STATION 04-H6J, 1024 MAIN STREET, PLEASANTON, CALIFORNIA

| Sample ID              | Date            | Concentrations (µg/L) |                     |                     |                 |                   |                    |                   |
|------------------------|-----------------|-----------------------|---------------------|---------------------|-----------------|-------------------|--------------------|-------------------|
|                        |                 | Methyl t-butyl ether  | Ethyl t-butyl ether | t-Amyl methyl ether | t-Butyl alcohol | 1,2-Dibromoethane | 1,2-Dichloroethane | Diisopropyl ether |
| RW2 <sup>a</sup>       | 01/05/05        | <0.5                  | <0.5                | <0.5                | <10             | <0.5              | <0.5               | <0.5              |
| RW2 <sup>a</sup>       | 04/14/05        | <0.5                  | <0.5                | <0.5                | <10             | <0.5              | <0.5               | <0.5              |
| RW2 <sup>a</sup>       | 07/14/05        | <0.5                  | <0.5                | <0.5                | <10             | <0.5              | <0.5               | <0.5              |
| RW2 <sup>a</sup>       | 10/17/05        | <0.5                  | <0.5                | <0.5                | <20             | <0.5              | <0.5               | <0.5              |
| RW2 <sup>a</sup>       | 01/10/06        | <0.5                  | <0.5                | <0.5                | <20             | <0.5              | <0.5               | <0.5              |
| RW2 <sup>a</sup>       | 04/05/06        | <0.500                | <0.500              | <0.500              | <10.0           | <0.500            | <0.500             | <0.500            |
| RW2 <sup>a</sup>       | 07/05/06        | <0.500                | <0.500              | <0.500              | <10.0           | <0.500            | 2.57               | <0.500            |
| RW2 <sup>a</sup>       | 10/04/06        | <0.500                | <0.500              | <0.500              | <10.0           | <0.500            | <0.500             | <0.500            |
| <b>RW2<sup>a</sup></b> | <b>01/02/07</b> | <b>&lt;0.500</b>      | <b>&lt;0.500</b>    | <b>&lt;0.500</b>    | <b>&lt;10.0</b> | <b>&lt;0.500</b>  | <b>&lt;0.500</b>   | <b>&lt;0.500</b>  |
| RW3 <sup>a</sup>       | 01/30/01        | <5                    | --                  | --                  | --              | --                | --                 | --                |
| RW3 <sup>a</sup>       | 07/27/01        | <2                    | --                  | --                  | --              | --                | --                 | --                |
| RW3 <sup>a</sup>       | 10/19/01        | <2                    | --                  | --                  | --              | --                | --                 | --                |
| RW3 <sup>a</sup>       | 01/09/03        | <0.5                  | <0.50               | <0.50               | <10             | <0.50             | 3.2                | <0.50             |
| RW3 <sup>a</sup>       | 04/14/03        | <0.5                  | <0.50               | <0.50               | <10             | <0.50             | 3.2                | <0.50             |
| RW3 <sup>a</sup>       | 07/09/03        | <0.5                  | <0.50               | <0.50               | <10             | <0.50             | 3.40               | <0.50             |
| RW3 <sup>a</sup>       | 10/01/03        | <0.5                  | <0.5                | <0.5                | <10             | <0.5              | 4.10               | <0.5              |
| RW3 <sup>a</sup>       | 01/19/04        | <0.5                  | <0.5                | <0.5                | <10             | <0.5              | 3.40               | <0.5              |
| RW3 <sup>a</sup>       | 04/01/04        | <0.5                  | <0.5                | <0.5                | <10             | <0.5              | <0.5               | <0.5              |
| RW3 <sup>a</sup>       | 07/07/04        | <0.5                  | <0.5                | <0.5                | <10             | <0.5              | 4.80               | <0.5              |
| RW3 <sup>a</sup>       | 10/12/04        | <0.5                  | <0.5                | <0.5                | <10             | <0.5              | 4.70               | <0.5              |
| RW3 <sup>a</sup>       | 01/05/05        | <0.5                  | <0.5                | <0.5                | <10             | <0.5              | 4.60               | <0.5              |
| RW3 <sup>a</sup>       | 04/14/05        | <0.5                  | <0.5                | <0.5                | <10             | <0.5              | <0.5               | <0.5              |
| RW3 <sup>a</sup>       | 07/14/05        | <0.5                  | <0.5                | <0.5                | <10             | <0.5              | <0.5               | <0.5              |
| RW3 <sup>a</sup>       | 10/17/05        | <0.5                  | <0.5                | <0.5                | <20             | <0.5              | <0.5               | <0.5              |
| RW3 <sup>a</sup>       | 01/10/06        | <0.5                  | <0.5                | <0.5                | <20             | <0.5              | <0.5               | <0.5              |
| RW3 <sup>a</sup>       | 04/05/06        | <0.500                | <0.500              | <0.500              | <10.0           | <0.500            | <0.500             | <0.500            |
| RW3 <sup>a</sup>       | 07/05/06        | <0.500                | <0.500              | <0.500              | <10.0           | <0.500            | 2.67               | <0.500            |

TABLE 3 GROUNDWATER ANALYTICAL RESULTS FOR OXYGENATES AND ADDITIVES, FORMER MOBIL STATION 04-H6J, 1024 MAIN STREET, PLEASANTON, CALIFORNIA

| Sample ID              | Date            | Concentrations (µg/L) |                     |                     |                 |                    |                     |                   |
|------------------------|-----------------|-----------------------|---------------------|---------------------|-----------------|--------------------|---------------------|-------------------|
|                        |                 | Methyl t-butyl ether  | Ethyl t-butyl ether | t-Amyl methyl ether | t-Butyl alcohol | 1,2-Dibromo-ethane | 1,2-Dichloro-ethane | Diisopropyl ether |
| RW3 <sup>a</sup>       | 10/04/06        | <0.500                | <0.500              | <0.500              | <10.0           | <0.500             | <0.500              | <0.500            |
| <b>RW3<sup>a</sup></b> | <b>01/02/07</b> | <b>&lt;0.500</b>      | <b>&lt;0.500</b>    | <b>&lt;0.500</b>    | <b>&lt;10.0</b> | <b>&lt;0.500</b>   | <b>&lt;0.500</b>    | <b>&lt;0.500</b>  |
| RW4 <sup>a</sup>       | 01/09/03        | <0.50                 | <0.50               | <0.50               | <10             | <0.50              | <0.50               | <0.50             |
| RW4 <sup>a</sup>       | 04/14/03        | <0.50                 | <0.50               | <0.50               | <10             | <0.50              | <0.50               | <0.50             |
| RW4 <sup>a</sup>       | 07/09/03        | <0.5                  | <0.5                | <0.5                | <10             | <0.5               | <0.5                | <0.5              |
| RW4 <sup>a</sup>       | 10/01/03        | <0.5                  | <0.5                | <0.5                | <10             | <0.5               | <0.5                | <0.5              |
| RW4 <sup>a</sup>       | 01/19/04        | <0.5                  | <0.5                | <0.5                | <10             | <0.5               | <0.5                | <0.5              |
| RW4 <sup>a</sup>       | 04/01/04        | <0.5                  | <0.5                | <0.5                | <10             | <0.5               | <0.5                | <0.5              |
| RW4 <sup>a</sup>       | 07/07/04        | <0.5                  | <0.5                | <0.5                | <10             | <0.5               | <0.5                | <0.5              |
| RW4 <sup>a</sup>       | 10/12/04        | <0.5                  | <0.5                | <0.5                | <10             | <0.5               | <0.5                | <0.5              |
| RW4 <sup>a</sup>       | 01/05/05        | <0.5                  | <0.5                | <0.5                | <10             | <0.5               | <0.5                | <0.5              |
| RW4 <sup>a</sup>       | 04/14/05        | <0.5                  | <0.5                | <0.5                | <10             | <0.5               | <0.5                | <0.5              |
| RW4 <sup>a</sup>       | 07/14/05        | <0.5                  | <0.5                | <0.5                | <10             | <0.5               | <0.5                | <0.5              |
| RW4 <sup>a</sup>       | 10/17/05        | <0.5                  | <0.5                | <0.5                | <20             | <0.5               | <0.5                | <0.5              |
| RW4 <sup>a</sup>       | 01/10/06        | <0.5                  | <0.5                | <0.5                | <20             | <0.5               | <0.5                | <0.5              |
| RW4 <sup>a</sup>       | 04/05/06        | <0.500                | <0.500              | <0.500              | <10.0           | <0.500             | <0.500              | <0.500            |
| RW4 <sup>a</sup>       | 07/05/06        | <0.500                | <0.500              | <0.500              | <10.0           | <0.500             | 2.71                | <0.500            |
| RW4 <sup>a</sup>       | 10/04/06        | <0.500                | <0.500              | <0.500              | <10.0           | <0.500             | <0.500              | <0.500            |
| <b>RW4<sup>a</sup></b> | <b>01/02/07</b> | <b>&lt;0.500</b>      | <b>&lt;0.500</b>    | <b>&lt;0.500</b>    | <b>&lt;10.0</b> | <b>&lt;0.500</b>   | <b>&lt;0.500</b>    | <b>&lt;0.500</b>  |

a Sampled using no-purge method.  
 ND Not detected at or above laboratory reporting limits.  
 -- Not analyzed.  
 µg/L Micrograms per liter.

TABLE 4 GROUNDWATER MONITORING PLAN,  
FORMER MOBIL STATION 04-H6J, 1024 MAIN STREET, PLEASANTON, CALIFORNIA

| Well Number | Groundwater Gauging Frequency | Groundwater Sampling and Analysis Frequency |      |                                |
|-------------|-------------------------------|---|------|--------------------------------|
|             |                               | BTEX and TPH-g                              | MTBE | Other Oxygenates and Additives |
| MW1         | Q                             | Q   | Q    | Q                              |
| MW2         | Q                             | Q   | Q    | Q                              |
| MW3         | Q                             | --  | --   | --                             |
| MW4         | Q                             | Q   | Q    | Q                              |
| MW5         | Q                             | --  | --   | --                             |
| MW6         | Q                             | Q   | Q    | Q                              |
| MW7         | Q                             | --  | --   | --                             |
| MW8         | Q                             | --  | --   | --                             |
| MW10        | Q                             | A   | A    | A                              |
| MW11        | Q                             | SA  | SA   | SA                             |
| MW12        | Q                             | A   | A    | A                              |
| RW1         | Q                             | Q   | Q    | Q                              |
| RW2         | Q                             | Q   | Q    | Q                              |
| RW3         | Q                             | Q   | Q    | Q                              |
| RW4         | Q                             | Q   | Q    | Q                              |
| VMW1        | Q                             | --  | --   | --                             |
| VMW2        | Q                             | --  | --   | --                             |
| VMW3        | Q                             | --  | --   | --                             |
| VMW4        | Q                             | --  | --   | --                             |

Q = Quarterly.

A = Annually (during the first quarter of each year).

SA = Semi-annually (during the first and third quarters of each year)

-- = Not sampled.

BTEX = Benzene, toluene, ethylbenzene, total xylenes.

MTBE = Methyl tertiary butyl ether.

TPH-g = Total Petroleum Hydrocarbons as gasoline

Oxygenates and additives include diisopropyl ether, t-butyl alcohol, tert-amyl methyl ether, ethyl tert-butyl ether, 1,2-dibromoethane, and 1,2-dichloroethane.

**Appendix A**  
**Field Protocols**

## **PROTOCOLS FOR QUARTERLY GROUNDWATER MONITORING**

### **GROUNDWATER GAUGING**

Wells are opened prior to gauging to allow the groundwater level in the wells to equilibrate with atmospheric pressure. The depth to groundwater and depth to liquid-phase hydrocarbons, if present, are then measured to the nearest 0.01 feet using an electronic water level meter or optical interface probe. The measurements are made from a permanent reference point at the top of the well casing. If less than 1 foot of water is measured in a well, the well is considered “dry.” Wells with a sheen or measurable liquid-phase hydrocarbons are generally not sampled.

### **WELL PURGING**

Wells at this site meet the criteria for a no purge alternative for quarterly groundwater monitoring. Therefore no purging of wells is completed at this site.

### **GROUNDWATER SAMPLING**

Groundwater in each well is sampled using a factory-cleaned disposable bailer. Samples from extraction wells are typically collected from sample ports associated with the groundwater remediation system. Samples collected for volatile organic analysis are placed in Teflon septum-sealed 40-milliliter glass vials. Samples collected for diesel analysis are placed in 1-liter amber glass bottles. Each sample bottle is labeled with the site name, well number, date, sampler’s initials, and preservative. The samples are placed in a cooler with ice for delivery to a state-certified laboratory. The information for each sample is entered on a chain-of-custody form prior to transport to the laboratory.




**Appendix B**  
**Field Documents**



MONITORING WELL DATA FORM

|  |                        |
|--|------------------------|
| Client: ExxonMobil   | Date: 01-02-07         |
| Project Number: UP04H6J.1                                  | Station Number: 04-H6J |
| Site Location:<br>1024 Main Street, Pleasanton, California | Samplers: AMVIAA-A     |

| MONITORING WELL NUMBER | DEPTH TO WATER (TOC) | DEPTH TO PRODUCT (TOC) | APPARENT PRODUCT THICKNESS | AMOUNT OF PRODUCT REMOVED | Well Completion Depth (Feet) | DEPTH TO BOTTOM (TOC) | WELL CASING DIAMETER |
|------------------------|----------------------|------------------------|----------------------------|---------------------------|------------------------------|-----------------------|----------------------|
| MW1                    | 40.96                |                        |                            |                           | 55.00                        | 50.05                 | 4"                   |
| MW2                    | 40.83                |                        |                            |                           | 55.00                        | 48.62                 | 2"                   |
| MW3                    | 10.67                |                        |                            |                           | 35.00                        | 33.25                 | 2"                   |
| MW4                    | 41.11                |                        |                            |                           | 49.00                        | 48.58                 | 4"                   |
| MW5                    | 33.07                |                        |                            |                           | 34.00                        | 34.77                 | 4"                   |
| MW6                    | 41.47                |                        |                            |                           | 53.00                        | 54.12                 | 4"                   |
| MW7                    | 8.79                 |                        |                            |                           | 30.00                        | 24.45                 | 2"                   |
| MW8                    | 11.13                |                        |                            |                           | 25.00                        | 28.71                 | 2"                   |
| MW10                   | 41.15                |                        |                            |                           | 55.00                        | 54.65                 | 4"                   |
| MW11                   | 34.61                |                        |                            |                           | 44.00                        | 44.70                 | 4"                   |
| MW12                   | 40.89                |                        |                            |                           | 55.00                        | 54.70                 | 4"                   |
| RW1                    | 40.43                |                        |                            |                           | 55.00                        | 48.80                 | 6"                   |
| RW2                    | 38.92                |                        |                            |                           | 54.00                        | 52.20                 | 6"                   |
| RW3                    | 40.59                |                        |                            |                           | 54.00                        | 52.70                 | 6"                   |
| RW4                    | 41.46                |                        |                            |                           | 51.00                        | 49.30                 | 6"                   |
| VMW1                   | 23.74                |                        |                            |                           | 35.00                        | 30.30                 | 4"                   |
| VMW2                   | 19.47                |                        |                            |                           | 35.00                        | 27.97                 | 4"                   |
| VMW3                   | 11.79                |                        |                            |                           | 32.00                        | 31.98                 | 4"                   |
| VMW4                   | 8.78                 |                        |                            |                           | 35.00                        | 12.65                 | 4"                   |
|                        |                      |                        |                            |                           |                              |                       |                      |
|                        |                      |                        |                            |                           |                              |                       |                      |
|                        |                      |                        |                            |                           |                              |                       |                      |
|                        |                      |                        |                            |                           |                              |                       |                      |



## GROUNDWATER PURGE AND SAMPLE

|                                   |                             |                       |
|-----------------------------------|-----------------------------|-----------------------|
| Project Name: Former Mobil 04-H6J | Well No: <u>PU01</u>        | Date: <u>11/20/06</u> |
| Project No: UP04H6J.1             | Personnel: <u>A. HARRIS</u> |                       |

**GAUGING DATA**  
 Water Level Measuring Method: WLM Measuring Point Description: TOC

| WELL PURGE VOLUME CALCULATION | Total Depth (feet) | Depth to Water (feet) | Water Column (feet) | Multiplier for Casing Diameter |      |      |      | Casing Volume (gal) | Total Purge Volume (gal) |
|-------------------------------|--------------------|-----------------------|---------------------|--------------------------------|------|------|------|---------------------|--------------------------|
|                               |                    | 35.00                 | 40.96               |                                | X    | 1    | 2    | 4                   | 6                        |
|                               |                    |                       |                     |                                | 0.04 | 0.16 | 0.64 | 1.44                |                          |

**PURGING DATA**

Purge Method: Non-purge, sample with bailer Purge Depth: Screen Purge Rate:          (gpm)

|                    |  |  |  |  |  |  |
|--------------------|--|--|--|--|--|--|
| Time               |  |  |  |  |  |  |
| Volume Purge (gal) |  |  |  |  |  |  |
| Temperature (C)    |  |  |  |  |  |  |
| pH                 |  |  |  |  |  |  |
| Spec Cond. (umhos) |  |  |  |  |  |  |
| Turbidity/Color    |  |  |  |  |  |  |
| Odor (Y/N)         |  |  |  |  |  |  |
| Dewatered (Y/N)    |  |  |  |  |  |  |

Comments/Observations:  

NO PURGE / GRAB SAMPLE ONLY

**SAMPLING DATA**

Time Sampled: 0930 Approximate Depth to Water During Sampling: 40.96 (feet)

Comments:

| Sample Number | Number of Containers | Container Type | Preservative | Volume Filled (mL or L) | Turbidity/ Color | Analysis Method   |
|---------------|----------------------|----------------|--------------|-------------------------|------------------|-------------------|
|               | 6                    | Voa            | HCL          | 40 ml                   | /                | TPH-g, BTEX, MTBE |

Total Purge Volume: 0 (gallons) Disposal: N/A


Weather Conditions: C.R

Condition of Well Box and Casing at Time of Sampling: C.R

Well Head Conditions Requiring Correction: NO

Problems Encountered During Purging and Sampling: NO

Comments:



**GROUNDWATER PURGE AND SAMPLE**

|                                   |                        |                |
|-----------------------------------|------------------------|----------------|
| Project Name: Former Mobil 04-H6J | Well No: MW2           | Date: 01-02-07 |
| Project No: UP04H6J.1             | Personnel: A. M. A. A. |                |

| <b>GAUGING DATA</b>                      |                    |                       |                     |                                  |      |      |      |                     |                          |
|--|--------------------|-----------------------|---------------------|----------------------------------|------|------|------|---------------------|--------------------------|
| Water Level Measuring Method: <u>WLM</u> |                    |                       |                     | Measuring Point Description: TOC |      |      |      |                     |                          |
| WELL PURGE VOLUME CALCULATION            | Total Depth (feet) | Depth to Water (feet) | Water Column (feet) | Multiplier for Casing Diameter   |      |      |      | Casing Volume (gal) | Total Purge Volume (gal) |
|  | 55.00              | 40.83                 |                     | X                                | 1    | 2    | 4    | 6                   |                          |
|  |                    |                       |                     |                                  | 0.04 | 0.16 | 0.64 | 1.44                |                          |

|                     |                               |  |              |        |             |       |
|---------------------|-------------------------------|--|--------------|--------|-------------|-------|
| <b>PURGING DATA</b> |                               |  |              |        |             |       |
| Purge Method:       | Non-purge, sample with bailer |  | Purge Depth: | Screen | Purge Rate: | (gpm) |
| Time                |                               |  |              |        |             |       |
| Volume Purge (gal)  |                               |  |              |        |             |       |
| Temperature (C)     |                               |  |              |        |             |       |
| pH                  |                               |  |              |        |             |       |
| Spec. Cond. (umhos) |                               |  |              |        |             |       |
| Turbidity/Color     |                               |  |              |        |             |       |
| Odor (Y/N)          |                               |  |              |        |             |       |
| Dewatered (Y/N)     |                               |  |              |        |             |       |


Comments/Observations:

**NO PURGE / GRAB SAMPLE ONLY**

|                      |  |
|----------------------|--|
| <b>SAMPLING DATA</b> |  |
| Time Sampled: 1:00   | Approximate Depth to Water During Sampling: 40.83 (feet) |
| Comments:            |  |

| Sample Number | Number of Containers | Container Type | Preservative | Volume Filled (mL or L) | Turbidity/ Color | Analysis Method   |
|---------------|----------------------|----------------|--------------|-------------------------|------------------|-------------------|
| MW2           | 6                    | Voa            | HCL          | 40 ml                   |                  | TPH-g, BTEX, MTBE |

|   |               |
|---|---------------|
| Total Purge Volume: 0 (gallons)                           | Disposal: N/A |
| Weather Conditions: O.K                                   |               |
| Condition of Well Box and Casing at Time of Sampling: O.K |               |
| Well Head Conditions Requiring Correction: NO             |               |
| Problems Encountered During Purging and Sampling: NO      |               |
| Comments:   |               |



## GROUNDWATER PURGE AND SAMPLE

|                                   |                      |                  |
|-----------------------------------|----------------------|------------------|
| Project Name: Former Mobil 04-H6J | Well No: 11003       | Date: 11-19-2012 |
| Project No: UP04H6J.1             | Personnel: J. H. ... |                  |

| <b>GAUGING DATA</b>                      |                    |                       |                     |                                  |      |                          |
|--|--------------------|-----------------------|---------------------|----------------------------------|------|--------------------------|
| Water Level Measuring Method: <u>WLM</u> |                    |                       |                     | Measuring Point Description: TOC |      |                          |
| WELL PURGE VOLUME CALCULATION            | Total Depth (feet) | Depth to Water (feet) | Water Column (feet) | Multiplier for Casing Diameter   |      | Total Purge Volume (gal) |
|  | 49.00              | 41.11                 | 8.89                | X 1                              | 2    | 4                        |
|  |                    |                       |                     | 0.04                             | 0.16 | 0.64                     |
|  |                    |                       |                     | 1.44                             |      |                          |

|   |  |                     |  |                   |  |  |
|---|--|---------------------|--|-------------------|--|--|
| <b>PURGING DATA</b>                         |  |                     |  |                   |  |  |
| Purge Method: Non-purge, sample with bailer |  | Purge Depth: Screen |  | Purge Rate: (gpm) |  |  |
| Time  |  |                     |  |                   |  |  |
| Volume Purge (gal)                          |  |                     |  |                   |  |  |
| Temperature (C)                             |  |                     |  |                   |  |  |
| pH  |  |                     |  |                   |  |  |
| Spec. Cond. (umhos)                         |  |                     |  |                   |  |  |
| Turbidity/Color                             |  |                     |  |                   |  |  |
| Odor (Y/N)                                  |  |                     |  |                   |  |  |
| Dewatered (Y/N)                             |  |                     |  |                   |  |  |

Comments/Observations:

NO PURGE / GRAB SAMPLE ONLY

|                      |  |
|----------------------|--|
| <b>SAMPLING DATA</b> |  |
| Time Sampled: 8:55   | Approximate Depth to Water During Sampling: 41.11 (feet) |
| Comments:            |  |

| Sample Number | Number of Containers | Container Type | Preservative | Volume Filled (mL or L) | Turbidity/ Color | Analysis Method   |
|---------------|----------------------|----------------|--------------|-------------------------|------------------|-------------------|
| MW4           | 6                    | Voa            | HCL          | 40 ml                   | /                | TPH-g, BTEX, MTBE |

|   |                      |
|---|----------------------|
| Total Purge Volume: 0 (gallons)                                 | Disposal: <u>N/A</u> |
| Weather Conditions: <u>OK</u>                                   |                      |
| Condition of Well Box and Casing at Time of Sampling: <u>OK</u> |                      |
| Well Head Conditions Requiring Correction: <u>NO</u>            |                      |
| Problems Encountered During Purging and Sampling: <u>NO</u>     |                      |
| Comments:   |                      |



**GROUNDWATER PURGE AND SAMPLE**

|                                   |                    |                |
|-----------------------------------|--------------------|----------------|
| Project Name: Former Mobil 04-H6J | Well No: MW 6      | Date: 01-03-07 |
| Project No: UP04H6J.1             | Personnel: JAMES A |                |

**GAUGING DATA**  
 Water Level Measuring Method: WLM Measuring Point Description: TOC

| WELL PURGE VOLUME CALCULATION | Total Depth (feet) | Depth to Water (feet) | Water Column (feet) | Multiplier for Casing Diameter |   |           |           | Casing Volume (gal) | Total Purge Volume (gal) |
|-------------------------------|--------------------|-----------------------|---------------------|--------------------------------|---|-----------|-----------|---------------------|--------------------------|
|                               |                    | 53.00                 | 41.47               |                                | X | 1<br>0.04 | 2<br>0.16 | 4<br>0.64           | 6<br>1.44                |

**PURGING DATA**

Purge Method: Non-purge, sample with bailer    Purge Depth: Screen    Purge Rate: (gpm)

|                     |  |  |  |  |  |  |
|---------------------|--|--|--|--|--|--|
| Time                |  |  |  |  |  |  |
| Volume Purge (gal)  |  |  |  |  |  |  |
| Temperature (C)     |  |  |  |  |  |  |
| pH                  |  |  |  |  |  |  |
| Spec. Cond. (umhos) |  |  |  |  |  |  |
| Turbidity/Color     |  |  |  |  |  |  |
| Odor (Y/N)          |  |  |  |  |  |  |
| Dewatered (Y/N)     |  |  |  |  |  |  |

Comments/Observations:  

**NO PURGE / GRAB SAMPLE ONLY**

**SAMPLING DATA**

Time Sampled: 1:40    Approximate Depth to Water During Sampling: 41.47 (feet)

Comments:

| Sample Number | Number of Containers | Container Type | Preservative | Volume Filled (mL or L) | Turbidity/ Color | Analysis Method   |
|---------------|----------------------|----------------|--------------|-------------------------|------------------|-------------------|
|               | 6                    | Voa            | HCL          | 40 ml                   | /                | TPH-g, BTEX, MTBE |

Total Purge Volume: 0 (gallons)    Disposal: N/A

Weather Conditions: O.K.

Condition of Well Box and Casing at Time of Sampling: O.K.

Well Head Conditions Requiring Correction: NC

Problems Encountered During Purging and Sampling: NC

Comments:



## GROUNDWATER PURGE AND SAMPLE

|                                   |                        |               |
|-----------------------------------|------------------------|---------------|
| Project Name: Former Mobil 04-H6J | Well No: MW10          | Date: 1-02-07 |
| Project No: UP04H6J.1             | Personnel: A. H. ADAMS |               |

| <b>GAUGING DATA</b>                      |                    |                       |                     |                                  |           |                     |                          |
|--|--------------------|-----------------------|---------------------|----------------------------------|-----------|---------------------|--------------------------|
| Water Level Measuring Method: <u>WLM</u> |                    |                       |                     | Measuring Point Description: TOC |           |                     |                          |
| WELL PURGE VOLUME CALCULATION            | Total Depth (feet) | Depth to Water (feet) | Water Column (feet) | Multiplier for Casing Diameter   |           | Casing Volume (gal) | Total Purge Volume (gal) |
|  | 5.500              | 41.15                 |                     | X 1<br>0.04                      | 2<br>0.16 | 4<br>0.64           | 6<br>1.44                |

|                     |                               |  |              |        |             |       |
|---------------------|-------------------------------|--|--------------|--------|-------------|-------|
| <b>PURGING DATA</b> |                               |  |              |        |             |       |
| Purge Method:       | Non-purge, sample with bailer |  | Purge Depth: | Screen | Purge Rate: | (gpm) |
| Time                |                               |  |              |        |             |       |
| Volume Purge (gal)  |                               |  |              |        |             |       |
| Temperature (C)     |                               |  |              |        |             |       |
| pH                  |                               |  |              |        |             |       |
| Spec Cond. (umhos)  |                               |  |              |        |             |       |
| Turbidity/Color     |                               |  |              |        |             |       |
| Odor (Y/N)          |                               |  |              |        |             |       |
| Dewatered (Y/N)     |                               |  |              |        |             |       |


Comments/Observations:

NO PURGE / GRAB SAMPLE ONLY

|                      |  |
|----------------------|--|
| <b>SAMPLING DATA</b> |  |
| Time Sampled: 1115   | Approximate Depth to Water During Sampling: 41.15 (feet) |
| Comments:            |  |

| Sample Number | Number of Containers | Container Type | Preservative | Volume Filled (mL or L) | Turbidity/ Color | Analysis Method   |
|---------------|----------------------|----------------|--------------|-------------------------|------------------|-------------------|
| MW10          | 6                    | Voa            | HCL          | 40 ml                   | /                | TPH-g, BTEX, MTBE |

|  |               |
|--|---------------|
| Total Purge Volume: 0 (gallons)                            | Disposal: N/A |
| Weather Conditions: O.K.                                   |               |
| Condition of Well Box and Casing at Time of Sampling: O.K. |               |
| Well Head Conditions Requiring Correction: NC              |               |
| Problems Encountered During Purging and Sampling: NC       |               |
| Comments:  |               |



## GROUNDWATER PURGE AND SAMPLE

|                                   |                    |                |
|-----------------------------------|--------------------|----------------|
| Project Name: Former Mobil 04-H6J | Well No: MW11      | Date: 01-02-07 |
| Project No: UP04H6J.1             | Personnel: AHMAD A |                |

| <b>GAUGING DATA</b>                      |                    |                       |                     |                                  |           |                     |                          |
|--|--------------------|-----------------------|---------------------|----------------------------------|-----------|---------------------|--------------------------|
| Water Level Measuring Method: <u>WLM</u> |                    |                       |                     | Measuring Point Description: TOC |           |                     |                          |
| WELL PURGE VOLUME CALCULATION            | Total Depth (feet) | Depth to Water (feet) | Water Column (feet) | Multiplier for Casing Diameter   |           | Casing Volume (gal) | Total Purge Volume (gal) |
|  | 44.00              | 34.61                 | X                   | 1<br>0.04                        | 2<br>0.16 | 4<br>0.64           | 6<br>1.44                |

|                     |                               |  |              |        |             |       |
|---------------------|-------------------------------|--|--------------|--------|-------------|-------|
| <b>PURGING DATA</b> |                               |  |              |        |             |       |
| Purge Method:       | Non-purge, sample with bailer |  | Purge Depth: | Screen | Purge Rate: | (gpm) |
| Time                |                               |  |              |        |             |       |
| Volume Purge (gal)  |                               |  |              |        |             |       |
| Temperature (C)     |                               |  |              |        |             |       |
| pH                  |                               |  |              |        |             |       |
| Spec. Cond. (umhos) |                               |  |              |        |             |       |
| Turbidity/Color     |                               |  |              |        |             |       |
| Odor (Y/N)          |                               |  |              |        |             |       |
| Dewatered (Y/N)     |                               |  |              |        |             |       |

Comments/Observations:

NO PURGE / GRAB SAMPLE ONLY

|                      |  |
|----------------------|--|
| <b>SAMPLING DATA</b> |  |
| Time Sampled: 1230   | Approximate Depth to Water During Sampling: 34.61 (feet) |
| Comments:            |  |

| Sample Number | Number of Containers | Container Type | Preservative | Volume Filled (mL or L) | Turbidity/ Color | Analysis Method   |
|---------------|----------------------|----------------|--------------|-------------------------|------------------|-------------------|
| MW11          | 6                    | Voa            | HCL          | 40 ml                   | /                | TPH-g, BTEX, MTBE |

|   |               |
|---|---------------|
| Total Purge Volume: 0 (gallons)                           | Disposal: N/A |
| Weather Conditions: O.K                                   |               |
| Condition of Well Box and Casing at Time of Sampling: O.K |               |
| Well Head Conditions Requiring Correction: NO             |               |
| Problems Encountered During Purging and Sampling: NO      |               |
| Comments:   |               |





## GROUNDWATER PURGE AND SAMPLE

|                                   |                    |                |
|-----------------------------------|--------------------|----------------|
| Project Name: Former Mobil 04-H6J | Well No: MW12      | Date: 01-02-07 |
| Project No: UP04H6J.1             | Personnel: AHMAD A |                |

### GAUGING DATA

Water Level Measuring Method: WLM

Measuring Point Description: TOC

| WELL PURGE VOLUME CALCULATION | Total Depth (feet) | Depth to Water (feet) | Water Column (feet) | Multiplier for Casing Diameter |   |           |           | Casing Volume (gal) | Total Purge Volume (gal) |
|-------------------------------|--------------------|-----------------------|---------------------|--------------------------------|---|-----------|-----------|---------------------|--------------------------|
|                               | 55.00              | =                     | 40.89               | =                              | X | 1<br>0.04 | 2<br>0.16 | 4<br>0.64           | 6<br>1.44                |

### PURGING DATA

Purge Method: Non-purge, sample with bailer      Purge Depth: Screen      Purge Rate: (gpm)

|                    |  |  |  |  |  |  |
|--------------------|--|--|--|--|--|--|
| Time               |  |  |  |  |  |  |
| Volume Purge (gal) |  |  |  |  |  |  |
| Temperature (C)    |  |  |  |  |  |  |
| pH                 |  |  |  |  |  |  |
| Spec Cond. (umhos) |  |  |  |  |  |  |
| Turbidity/Color    |  |  |  |  |  |  |
| Odor (Y/N)         |  |  |  |  |  |  |
| Dewatered (Y/N)    |  |  |  |  |  |  |

Comments/Observations:

NO PURGE / GRAB SAMPLE ONLY

### SAMPLING DATA

Time Sampled: 1300      Approximate Depth to Water During Sampling: 40.89 (feet)

Comments:

| Sample Number | Number of Containers | Container Type | Preservative | Volume Filled (mL or L) | Turbidity/ Color | Analysis Method   |
|---------------|----------------------|----------------|--------------|-------------------------|------------------|-------------------|
| MW12          | 6                    | Voa            | HCL          | 40 ml                   | /                | TPH-g, BTEX, MTBE |

Total Purge Volume: 0 (gallons)

Disposal: N/A


Weather Conditions: ok

Condition of Well Box and Casing at Time of Sampling: ok

Well Head Conditions Requiring Correction: No

Problems Encountered During Purging and Sampling: NO

Comments:



## GROUNDWATER PURGE AND SAMPLE

|                                   |                      |                  |
|-----------------------------------|----------------------|------------------|
| Project Name: Former Mobil 04-H6J | Well No: 42011       | Date: 01-02-2014 |
| Project No: UP04H6J.1             | Personnel: J. W. ... |                  |

| <b>GAUGING DATA</b>                      |                    |                       |                     |                                  |      |      |      |                     |                          |
|--|--------------------|-----------------------|---------------------|----------------------------------|------|------|------|---------------------|--------------------------|
| Water Level Measuring Method: <u>WLM</u> |                    |                       |                     | Measuring Point Description: TOC |      |      |      |                     |                          |
| WELL PURGE VOLUME CALCULATION            | Total Depth (feet) | Depth to Water (feet) | Water Column (feet) | Multiplier for Casing Diameter   |      |      |      | Casing Volume (gal) | Total Purge Volume (gal) |
|  | 55.00              | 40.43                 |                     | X                                | 1    | 2    | 4    | 6                   |                          |
|  |                    |                       |                     |                                  | 0.04 | 0.16 | 0.64 | 1.44                |                          |

|                     |                               |  |              |        |             |       |
|---------------------|-------------------------------|--|--------------|--------|-------------|-------|
| <b>PURGING DATA</b> |                               |  |              |        |             |       |
| Purge Method:       | Non-purge, sample with bailer |  | Purge Depth: | Screen | Purge Rate: | (gpm) |
| Time                |                               |  |              |        |             |       |
| Volume Purge (gal)  |                               |  |              |        |             |       |
| Temperature (C)     |                               |  |              |        |             |       |
| pH                  |                               |  |              |        |             |       |
| Spec. Cond. (umhos) |                               |  |              |        |             |       |
| Turbidity/Color     |                               |  |              |        |             |       |
| Odor (Y/N)          |                               |  |              |        |             |       |
| Dewatered (Y/N)     |                               |  |              |        |             |       |

Comments/Observations:

NO PURGE / GRAB SAMPLE ONLY

|                      |  |
|----------------------|--|
| <b>SAMPLING DATA</b> |  |
| Time Sampled: 0915   | Approximate Depth to Water During Sampling: 10.43 (feet) |
| Comments:            |  |

| Sample Number | Number of Containers | Container Type | Preservative | Volume Filled (mL or L) | Turbidity/ Color | Analysis Method   |
|---------------|----------------------|----------------|--------------|-------------------------|------------------|-------------------|
| RW1           | 6                    | Voa            | HCL          | 40 ml                   | /                | TPH-g, BTEX, MTBE |

|  |               |
|--|---------------|
| Total Purge Volume: 0 (gallons)                          | Disposal: N/A |
| Weather Conditions: OK                                   |               |
| Condition of Well Box and Casing at Time of Sampling: OK |               |
| Well Head Conditions Requiring Correction: NO            |               |
| Problems Encountered During Purging and Sampling: NO     |               |
| Comments:  |               |



## GROUNDWATER PURGE AND SAMPLE

|                                   |                     |                |
|-----------------------------------|---------------------|----------------|
| Project Name: Former Mobil 04-H6J | Well No: RW2        | Date: 01-02-07 |
| Project No: UP04H6J.1             | Personnel: AMANDA A |                |

### GAUGING DATA

Water Level Measuring Method: WLM      Measuring Point Description: TOC

| WELL PURGE VOLUME CALCULATION | Total Depth (feet) | Depth to Water (feet) | Water Column (feet) | Multiplier for Casing Diameter |      |      |      | Casing Volume (gal) | Total Purge Volume (gal) |
|-------------------------------|--------------------|-----------------------|---------------------|--------------------------------|------|------|------|---------------------|--------------------------|
|                               | 54.00              | -                     | 38.92               | =                              | X    | 1    | 2    | 4                   | 6                        |
|                               |                    |                       |                     |                                | 0.04 | 0.16 | 0.64 | 1.44                |                          |

### PURGING DATA

Purge Method: Non-purge, sample with bailer      Purge Depth: Screen      Purge Rate: (gpm)

|                    |  |  |  |  |  |  |
|--------------------|--|--|--|--|--|--|
| Time               |  |  |  |  |  |  |
| Volume Purge (gal) |  |  |  |  |  |  |
| Temperature (C)    |  |  |  |  |  |  |
| pH                 |  |  |  |  |  |  |
| Spec Cond. (umhos) |  |  |  |  |  |  |
| Turbidity/Color    |  |  |  |  |  |  |
| Odor (Y/N)         |  |  |  |  |  |  |
| Dewatered (Y/N)    |  |  |  |  |  |  |

Comments/Observations:

NO PURGE / GRAB SAMPLE ONLY

### SAMPLING DATA

Time Sampled: 10:30      Approximate Depth to Water During Sampling: 38.92 (feet)

Comments:

| Sample Number | Number of Containers | Container Type | Preservative | Volume Filled (mL or L) | Turbidity/ Color | Analysis Method   |
|---------------|----------------------|----------------|--------------|-------------------------|------------------|-------------------|
| RW2           | 6                    | Voa            | HCL          | 40 ml                   | /                | TPH-g, BTEX, MTBE |

Total Purge Volume: 0 (gallons)      Disposal: N/A


Weather Conditions: o.k

Condition of Well Box and Casing at Time of Sampling: o.k

Well Head Conditions Requiring Correction: No

Problems Encountered During Purging and Sampling: No

Comments:



## GROUNDWATER PURGE AND SAMPLE

|                                   |                        |                |
|-----------------------------------|------------------------|----------------|
| Project Name: Former Mobil 04-H6J | Well No: RW3           | Date: 01-02-07 |
| Project No: UP04H6J.1             | Personnel: A. M. A. A. |                |

| <b>GAUGING DATA</b>                      |                    |                       |                     |                                  |      |      |      |                     |                          |
|--|--------------------|-----------------------|---------------------|----------------------------------|------|------|------|---------------------|--------------------------|
| Water Level Measuring Method: <u>WLM</u> |                    |                       |                     | Measuring Point Description: TOC |      |      |      |                     |                          |
| WELL PURGE VOLUME CALCULATION            | Total Depth (feet) | Depth to Water (feet) | Water Column (feet) | Multiplier for Casing Diameter   |      |      |      | Casing Volume (gal) | Total Purge Volume (gal) |
|  | 5400               | 46.59                 |                     | X                                | 1    | 2    | 4    | 6                   |                          |
|  |                    |                       |                     |                                  | 0.04 | 0.16 | 0.64 | 1.44                |                          |

|                     |                               |  |              |        |             |       |
|---------------------|-------------------------------|--|--------------|--------|-------------|-------|
| <b>PURGING DATA</b> |                               |  |              |        |             |       |
| Purge Method:       | Non-purge, sample with bailer |  | Purge Depth: | Screen | Purge Rate: | (gpm) |
| Time                |                               |  |              |        |             |       |
| Volume Purge (gal)  |                               |  |              |        |             |       |
| Temperature (C)     |                               |  |              |        |             |       |
| pH                  |                               |  |              |        |             |       |
| Spec Cond. (umhos)  |                               |  |              |        |             |       |
| Turbidity/Color     |                               |  |              |        |             |       |
| Odor (Y/N)          |                               |  |              |        |             |       |
| Dewatered (Y/N)     |                               |  |              |        |             |       |

Comments/Observations:

NO PURGE / GRAB SAMPLE ONLY

|                      |  |
|----------------------|--|
| <b>SAMPLING DATA</b> |  |
| Time Sampled: 0945   | Approximate Depth to Water During Sampling: 46.59 (feet) |
| Comments:            |  |

| Sample Number | Number of Containers | Container Type | Preservative | Volume Filled (mL or L) | Turbidity/ Color | Analysis Method   |
|---------------|----------------------|----------------|--------------|-------------------------|------------------|-------------------|
| RW3           | 6                    | Voa            | HCL          | 40 ml                   | /                | TPH-g, BTEX, MTBE |

|  |               |
|--|---------------|
| Total Purge Volume: 0 (gallons)                            | Disposal: N/A |
| Weather Conditions: C.K.                                   |               |
| Condition of Well Box and Casing at Time of Sampling: C.K. |               |
| Well Head Conditions Requiring Correction: No              |               |
| Problems Encountered During Purging and Sampling: No       |               |
| Comments:  |               |



## GROUNDWATER PURGE AND SAMPLE

|                                   |                 |              |
|-----------------------------------|-----------------|--------------|
| Project Name: Former Mobil 04-H6J | Well No: RW4    | Date: 1-2-07 |
| Project No: UP04H6J.1             | Personnel: AMAS |              |

### GAUGING DATA

Water Level Measuring Method: WLM Measuring Point Description: TOC

| WELL PURGE VOLUME CALCULATION | Total Depth (feet) | Depth to Water (feet) | Water Column (feet) | Multiplier for Casing Diameter |      |      |      | Casing Volume (gal) | Total Purge Volume (gal) |
|-------------------------------|--------------------|-----------------------|---------------------|--------------------------------|------|------|------|---------------------|--------------------------|
|                               | 51.00              | -                     | 41.46               | =                              | X    | 1    | 2    | 4                   | 6                        |
|                               |                    |                       |                     |                                | 0.04 | 0.16 | 0.64 | 1.44                |                          |

### PURGING DATA

Purge Method: Non-purge, sample with bailer Purge Depth: Screen Purge Rate: (gpm)

|                     |  |  |  |  |  |  |
|---------------------|--|--|--|--|--|--|
| Time                |  |  |  |  |  |  |
| Volume Purge (gal)  |  |  |  |  |  |  |
| Temperature (C)     |  |  |  |  |  |  |
| pH                  |  |  |  |  |  |  |
| Spec. Cond. (umhos) |  |  |  |  |  |  |
| Turbidity/Color     |  |  |  |  |  |  |
| Odor (Y/N)          |  |  |  |  |  |  |
| Dewatered (Y/N)     |  |  |  |  |  |  |

Comments/Observations:

NO PURGE / GRAB SAMPLE ONLY

### SAMPLING DATA

Time Sampled: 1100 Approximate Depth to Water During Sampling: 41.46 (feet)

Comments:

| Sample Number | Number of Containers | Container Type | Preservative | Volume Filled (mL or L) | Turbidity/ Color | Analysis Method   |
|---------------|----------------------|----------------|--------------|-------------------------|------------------|-------------------|
| RW4           | 6                    | Voa            | HCL          | 40 ml                   | /                | TPH-g, BTEX, MTBE |

Total Purge Volume: 0 (gallons) Disposal: N/A

Weather Conditions: OK

Condition of Well Box and Casing at Time of Sampling: OK

Well Head Conditions Requiring Correction: NC

Problems Encountered During Purging and Sampling: NC

Comments:

## **Appendix C**

### **Laboratory Analytical Reports**

January 11, 2007 5:33:23PM

Client: ETIC Engineering Pleasant Hill (10236)  
2285 Morello Avenue  
Pleasant Hill, CA 94523  
Attn: Hamidou Barry

Work Order: NQA0187  
Project Name: Exxon 04-H6J  
Project Nbr: 04-H6J  
P/O Nbr: 4506876929  
Date Received: 01/04/07

| SAMPLE IDENTIFICATION | LAB NUMBER | COLLECTION DATE AND TIME |
|-----------------------|------------|--------------------------|
| MW1                   | NQA0187-01 | 01/02/07 09:30           |
| MW2                   | NQA0187-02 | 01/02/07 10:00           |
| MW4                   | NQA0187-03 | 01/02/07 08:55           |
| MW6                   | NQA0187-04 | 01/02/07 11:40           |
| MW10                  | NQA0187-05 | 01/02/07 11:15           |
| MW11                  | NQA0187-06 | 01/02/07 12:30           |
| MW12                  | NQA0187-07 | 01/02/07 13:00           |
| RW1                   | NQA0187-08 | 01/02/07 09:15           |
| RW2                   | NQA0187-09 | 01/02/07 10:30           |
| RW3                   | NQA0187-10 | 01/02/07 09:45           |
| RW4                   | NQA0187-11 | 01/02/07 11:00           |

An executed copy of the chain of custody, the project quality control data, and the sample receipt form are also included as an addendum to this report. If you have any questions relating to this analytical report, please contact your Laboratory Project Manager at 1-800-765-0980. Any opinions, if expressed, are outside the scope of the Laboratory's accreditation.

This material is intended only for the use of the individual(s) or entity to whom it is addressed, and may contain information that is privileged and confidential. If you are not the intended recipient, or the employee or agent responsible for delivering this material to the intended recipient, you are hereby notified that any dissemination, distribution, or copying of this material is strictly prohibited. If you have received this material in error, please notify us immediately at 615-726-0177.

California Certification Number: 01168CA


The Chain(s) of Custody, 4 pages, are included and are an integral part of this report.

These results relate only to the items tested. This report shall not be reproduced except in full and with permission of the laboratory.

Estimated uncertainty is available upon request.

This report has been electronically signed.

Report Approved By:



Jim Hatfield

Project Management

Client ETIC Engineering Pleasant Hill (10236)  
 2285 Morello Avenue  
 Pleasant Hill, CA 94523  
 Attn Hamidou Barry

Work Order: NQA0187  
 Project Name: Exxon 04-H6J  
 Project Number: 04-H6J  
 Received: 01/04/07 08:00

## ANALYTICAL REPORT

| Analyte   | Result | Flag | Units | MRL   | Dilution Factor | Analysis Date/Time | Method      | Batch   |
|---|--------|------|-------|-------|-----------------|--------------------|-------------|---------|
| <b>Sample ID: NQA0187-01 (MW1 - Ground Water) Sampled: 01/02/07 09:30</b> |        |      |       |       |                 |                    |             |         |
| Volatile Organic Compounds by EPA Method 8021B                            |        |      |       |       |                 |                    |             |         |
| Benzene   | ND     |      | ug/L  | 0.50  | 1               | 01/10/07 01:39     | SW846 8021B | 7010888 |
| Ethylbenzene  | ND     |      | ug/L  | 0.50  | 1               | 01/10/07 01:39     | SW846 8021B | 7010888 |
| Toluene   | ND     |      | ug/L  | 0.50  | 1               | 01/10/07 01:39     | SW846 8021B | 7010888 |
| Xylenes, total  | ND     |      | ug/L  | 0.50  | 1               | 01/10/07 01:39     | SW846 8021B | 7010888 |
| <i>Surr. a.a.a-Trifluorotoluene (57-145%)</i>                             | 92 %   |      |       |       |                 | 01/10/07 01:39     | SW846 8021B | 7010888 |
| Volatile Organic Compounds by EPA Method 8260B                            |        |      |       |       |                 |                    |             |         |
| Tert-Amyl Methyl Ether  | ND     |      | ug/L  | 0.500 | 1               | 01/09/07 16:01     | SW846 8260B | 7011124 |
| 1,2-Dibromoethane (EDB)   | ND     |      | ug/L  | 0.500 | 1               | 01/09/07 16:01     | SW846 8260B | 7011124 |
| 1,2-Dichloroethane  | ND     |      | ug/L  | 0.500 | 1               | 01/09/07 16:01     | SW846 8260B | 7011124 |
| Ethyl tert-Butyl Ether  | ND     |      | ug/L  | 0.500 | 1               | 01/09/07 16:01     | SW846 8260B | 7011124 |
| Diisopropyl Ether   | ND     |      | ug/L  | 0.500 | 1               | 01/09/07 16:01     | SW846 8260B | 7011124 |
| Methyl tert-Butyl Ether   | ND     |      | ug/L  | 0.500 | 1               | 01/09/07 16:01     | SW846 8260B | 7011124 |
| Tertiary Butyl Alcohol  | 97.6   |      | ug/L  | 10.0  | 1               | 01/09/07 16:01     | SW846 8260B | 7011124 |
| Purgeable Petroleum Hydrocarbons  |        |      |       |       |                 |                    |             |         |
| GRO as Gasoline   | ND     |      | ug/L  | 50.0  | 1               | 01/10/07 01:39     | SW846 8015B | 7010888 |
| <i>Surr. a.a.a-Trifluorotoluene (44-152%)</i>                             | 92 %   |      |       |       |                 | 01/10/07 01:39     | SW846 8015B | 7010888 |
| <b>Sample ID: NQA0187-02 (MW2 - Ground Water) Sampled: 01/02/07 10:00</b> |        |      |       |       |                 |                    |             |         |
| Volatile Organic Compounds by EPA Method 8021B                            |        |      |       |       |                 |                    |             |         |
| Benzene   | 9.31   |      | ug/L  | 0.50  | 1               | 01/10/07 02:33     | SW846 8021B | 7010888 |
| Ethylbenzene  | 467    |      | ug/L  | 2.50  | 5               | 01/10/07 19:43     | SW846 8021B | 7011527 |
| Toluene   | 2.61   |      | ug/L  | 0.50  | 1               | 01/10/07 02:33     | SW846 8021B | 7010888 |
| Xylenes, total  | 194    |      | ug/L  | 0.50  | 1               | 01/10/07 02:33     | SW846 8021B | 7010888 |
| <i>Surr. a.a.a-Trifluorotoluene (57-145%)</i>                             | 94 %   |      |       |       |                 | 01/10/07 02:33     | SW846 8021B | 7010888 |
| <i>Surr. a.a.a-Trifluorotoluene (57-145%)</i>                             | 84 %   |      |       |       |                 | 01/10/07 19:43     | SW846 8021B | 7011527 |
| Volatile Organic Compounds by EPA Method 8260B                            |        |      |       |       |                 |                    |             |         |
| Tert-Amyl Methyl Ether  | ND     |      | ug/L  | 0.500 | 1               | 01/09/07 16:25     | SW846 8260B | 7011124 |
| 1,2-Dibromoethane (EDB)   | ND     |      | ug/L  | 0.500 | 1               | 01/09/07 16:25     | SW846 8260B | 7011124 |
| 1,2-Dichloroethane  | 0.750  |      | ug/L  | 0.500 | 1               | 01/09/07 16:25     | SW846 8260B | 7011124 |
| Ethyl tert-Butyl Ether  | ND     |      | ug/L  | 0.500 | 1               | 01/09/07 16:25     | SW846 8260B | 7011124 |
| Diisopropyl Ether   | ND     |      | ug/L  | 0.500 | 1               | 01/09/07 16:25     | SW846 8260B | 7011124 |
| Methyl tert-Butyl Ether   | ND     |      | ug/L  | 0.500 | 1               | 01/09/07 16:25     | SW846 8260B | 7011124 |
| Tertiary Butyl Alcohol  | ND     |      | ug/L  | 10.0  | 1               | 01/09/07 16:25     | SW846 8260B | 7011124 |
| Purgeable Petroleum Hydrocarbons  |        |      |       |       |                 |                    |             |         |
| GRO as Gasoline   | 5790   |      | ug/L  | 50.0  | 1               | 01/10/07 02:33     | SW846 8015B | 7010888 |
| <i>Surr. a.a.a-Trifluorotoluene (44-152%)</i>                             | 94 %   |      |       |       |                 | 01/10/07 02:33     | SW846 8015B | 7010888 |
| <b>Sample ID: NQA0187-03 (MW4 - Ground Water) Sampled: 01/02/07 08:55</b> |        |      |       |       |                 |                    |             |         |
| Volatile Organic Compounds by EPA Method 8021B                            |        |      |       |       |                 |                    |             |         |
| Benzene   | ND     |      | ug/L  | 0.50  | 1               | 01/10/07 03:01     | SW846 8021B | 7010888 |
| Ethylbenzene  | 0.72   |      | ug/L  | 0.50  | 1               | 01/10/07 03:01     | SW846 8021B | 7010888 |
| Toluene   | ND     |      | ug/L  | 0.50  | 1               | 01/10/07 03:01     | SW846 8021B | 7010888 |



Client ETIC Engineering Pleasant Hill (10236)  
 2285 Morello Avenue  
 Pleasant Hill, CA 94523  
 Attn Hamidou Barry

Work Order: NQA0187  
 Project Name: Exxon 04-H6J  
 Project Number: 04-H6J  
 Received: 01/04/07 08:00

## ANALYTICAL REPORT

| Analyte   | Result       | Flag | Units | MRL   | Dilution Factor | Analysis Date/Time    | Method             | Batch          |
|---|--------------|------|-------|-------|-----------------|-----------------------|--------------------|----------------|
| <b>Sample ID: NQA0187-03 (MW4 - Ground Water) - cont. Sampled: 01/02/07 08:55</b> |              |      |       |       |                 |                       |                    |                |
| Volatile Organic Compounds by EPA Method 8021B - cont                             |              |      |       |       |                 |                       |                    |                |
| Xylenes, total  | ND           |      | ug/L  | 0.50  | 1               | 01/10/07 03:01        | SW846 8021B        | 7010888        |
| <i>Surr. a.a.a-Trifluorotoluene (57-145%)</i>                                     | <i>93 %</i>  |      |       |       |                 | <i>01/10/07 03:01</i> | <i>SW846 8021B</i> | <i>7010888</i> |
| Volatile Organic Compounds by EPA Method 8260B                                    |              |      |       |       |                 |                       |                    |                |
| Tert-Amyl Methyl Ether  | ND           |      | ug/L  | 0.500 | 1               | 01/09/07 16:49        | SW846 8260B        | 7011124        |
| 1,2-Dibromoethane (EDB)   | ND           |      | ug/L  | 0.500 | 1               | 01/09/07 16:49        | SW846 8260B        | 7011124        |
| 1,2-Dichloroethane  | ND           |      | ug/L  | 0.500 | 1               | 01/09/07 16:49        | SW846 8260B        | 7011124        |
| Ethyl tert-Butyl Ether  | ND           |      | ug/L  | 0.500 | 1               | 01/09/07 16:49        | SW846 8260B        | 7011124        |
| Diisopropyl Ether   | ND           |      | ug/L  | 0.500 | 1               | 01/09/07 16:49        | SW846 8260B        | 7011124        |
| Methyl tert-Butyl Ether   | ND           |      | ug/L  | 0.500 | 1               | 01/09/07 16:49        | SW846 8260B        | 7011124        |
| Tertiary Butyl Alcohol  | ND           |      | ug/L  | 10.0  | 1               | 01/09/07 16:49        | SW846 8260B        | 7011124        |
| Purgeable Petroleum Hydrocarbons  |              |      |       |       |                 |                       |                    |                |
| GRO as Gasoline   | ND           |      | ug/L  | 50.0  | 1               | 01/10/07 03:01        | SW846 8015B        | 7010888        |
| <i>Surr. a.a.a-Trifluorotoluene (44-152%)</i>                                     | <i>93 %</i>  |      |       |       |                 | <i>01/10/07 03:01</i> | <i>SW846 8015B</i> | <i>7010888</i> |
| <b>Sample ID: NQA0187-04 (MW6 - Ground Water) Sampled: 01/02/07 11:40</b>         |              |      |       |       |                 |                       |                    |                |
| Volatile Organic Compounds by EPA Method 8021B                                    |              |      |       |       |                 |                       |                    |                |
| Benzene   | ND           |      | ug/L  | 0.50  | 1               | 01/10/07 11:57        | SW846 8021B        | 7011267        |
| Ethylbenzene  | ND           |      | ug/L  | 0.50  | 1               | 01/10/07 11:57        | SW846 8021B        | 7011267        |
| Toluene   | ND           |      | ug/L  | 0.50  | 1               | 01/10/07 11:57        | SW846 8021B        | 7011267        |
| Xylenes, total  | ND           |      | ug/L  | 0.50  | 1               | 01/10/07 11:57        | SW846 8021B        | 7011267        |
| <i>Surr. a.a.a-Trifluorotoluene (57-145%)</i>                                     | <i>117 %</i> |      |       |       |                 | <i>01/10/07 11:57</i> | <i>SW846 8021B</i> | <i>7011267</i> |
| Volatile Organic Compounds by EPA Method 8260B                                    |              |      |       |       |                 |                       |                    |                |
| Tert-Amyl Methyl Ether  | ND           |      | ug/L  | 0.500 | 1               | 01/09/07 17:13        | SW846 8260B        | 7011124        |
| 1,2-Dibromoethane (EDB)   | ND           |      | ug/L  | 0.500 | 1               | 01/09/07 17:13        | SW846 8260B        | 7011124        |
| 1,2-Dichloroethane  | ND           |      | ug/L  | 0.500 | 1               | 01/09/07 17:13        | SW846 8260B        | 7011124        |
| Ethyl tert-Butyl Ether  | ND           |      | ug/L  | 0.500 | 1               | 01/09/07 17:13        | SW846 8260B        | 7011124        |
| Diisopropyl Ether   | ND           |      | ug/L  | 0.500 | 1               | 01/09/07 17:13        | SW846 8260B        | 7011124        |
| Methyl tert-Butyl Ether   | ND           |      | ug/L  | 0.500 | 1               | 01/09/07 17:13        | SW846 8260B        | 7011124        |
| Tertiary Butyl Alcohol  | ND           |      | ug/L  | 10.0  | 1               | 01/09/07 17:13        | SW846 8260B        | 7011124        |
| Purgeable Petroleum Hydrocarbons  |              |      |       |       |                 |                       |                    |                |
| GRO as Gasoline   | ND           |      | ug/L  | 50.0  | 1               | 01/10/07 11:57        | SW846 8015B        | 7011267        |
| <i>Surr. a.a.a-Trifluorotoluene (44-152%)</i>                                     | <i>117 %</i> |      |       |       |                 | <i>01/10/07 11:57</i> | <i>SW846 8015B</i> | <i>7011267</i> |
| <b>Sample ID: NQA0187-05 (MW10 - Ground Water) Sampled: 01/02/07 11:15</b>        |              |      |       |       |                 |                       |                    |                |
| Volatile Organic Compounds by EPA Method 8021B                                    |              |      |       |       |                 |                       |                    |                |
| Benzene   | ND           |      | ug/L  | 0.50  | 1               | 01/10/07 12:23        | SW846 8021B        | 7011267        |
| Ethylbenzene  | ND           |      | ug/L  | 0.50  | 1               | 01/10/07 12:23        | SW846 8021B        | 7011267        |
| Toluene   | ND           |      | ug/L  | 0.50  | 1               | 01/10/07 12:23        | SW846 8021B        | 7011267        |
| Xylenes, total  | ND           |      | ug/L  | 0.50  | 1               | 01/10/07 12:23        | SW846 8021B        | 7011267        |
| <i>Surr. a.a.a-Trifluorotoluene (57-145%)</i>                                     | <i>117 %</i> |      |       |       |                 | <i>01/10/07 12:23</i> | <i>SW846 8021B</i> | <i>7011267</i> |
| Volatile Organic Compounds by EPA Method 8260B                                    |              |      |       |       |                 |                       |                    |                |

Client ETIC Engineering Pleasant Hill (10236)  
 2285 Morello Avenue  
 Pleasant Hill, CA 94523  
 Attn Hamidou Barry

Work Order: NQA0187  
 Project Name: Exxon 04-H6J  
 Project Number: 04-H6J  
 Received: 01/04/07 08:00

## ANALYTICAL REPORT

| Analyte  | Result | Flag | Units | MRL   | Dilution Factor | Analysis Date/Time | Method      | Batch   |
|--|--------|------|-------|-------|-----------------|--------------------|-------------|---------|
| <b>Sample ID: NQA0187-05 (MW10 - Ground Water) - cont. Sampled: 01/02/07 11:15</b> |        |      |       |       |                 |                    |             |         |
| Volatile Organic Compounds by EPA Method 8260B - cont.                             |        |      |       |       |                 |                    |             |         |
| Tert-Amyl Methyl Ether   | ND     |      | ug/L  | 0.500 | 1               | 01/09/07 17:37     | SW846 8260B | 7011124 |
| 1,2-Dibromoethane (EDB)  | ND     |      | ug/L  | 0.500 | 1               | 01/09/07 17:37     | SW846 8260B | 7011124 |
| 1,2-Dichloroethane   | ND     |      | ug/L  | 0.500 | 1               | 01/09/07 17:37     | SW846 8260B | 7011124 |
| Ethyl tert-Butyl Ether   | ND     |      | ug/L  | 0.500 | 1               | 01/09/07 17:37     | SW846 8260B | 7011124 |
| Diisopropyl Ether  | ND     |      | ug/L  | 0.500 | 1               | 01/09/07 17:37     | SW846 8260B | 7011124 |
| Methyl tert-Butyl Ether  | ND     |      | ug/L  | 0.500 | 1               | 01/09/07 17:37     | SW846 8260B | 7011124 |
| Tertiary Butyl Alcohol   | ND     |      | ug/L  | 10.0  | 1               | 01/09/07 17:37     | SW846 8260B | 7011124 |
| Purgeable Petroleum Hydrocarbons   |        |      |       |       |                 |                    |             |         |
| GRO as Gasoline  | ND     |      | ug/L  | 50.0  | 1               | 01/10/07 12:23     | SW846 8015B | 7011267 |
| Surr: a.a.a-Trifluorotoluene (44-152%)   | 117 %  |      |       |       |                 | 01/10/07 12:23     | SW846 8015B | 7011267 |
| <b>Sample ID: NQA0187-06 (MW11 - Ground Water) Sampled: 01/02/07 12:30</b>         |        |      |       |       |                 |                    |             |         |
| Volatile Organic Compounds by EPA Method 8021B                                     |        |      |       |       |                 |                    |             |         |
| Benzene  | ND     |      | ug/L  | 0.50  | 1               | 01/10/07 12:50     | SW846 8021B | 7011267 |
| Ethylbenzene   | ND     |      | ug/L  | 0.50  | 1               | 01/10/07 12:50     | SW846 8021B | 7011267 |
| Toluene  | ND     |      | ug/L  | 0.50  | 1               | 01/10/07 12:50     | SW846 8021B | 7011267 |
| Xylenes, total   | ND     |      | ug/L  | 0.50  | 1               | 01/10/07 12:50     | SW846 8021B | 7011267 |
| Surr: a.a.a-Trifluorotoluene (57-145%)   | 117 %  |      |       |       |                 | 01/10/07 12:50     | SW846 8021B | 7011267 |
| Volatile Organic Compounds by EPA Method 8260B                                     |        |      |       |       |                 |                    |             |         |
| Tert-Amyl Methyl Ether   | ND     |      | ug/L  | 0.500 | 1               | 01/09/07 18:01     | SW846 8260B | 7011124 |
| 1,2-Dibromoethane (EDB)  | ND     |      | ug/L  | 0.500 | 1               | 01/09/07 18:01     | SW846 8260B | 7011124 |
| 1,2-Dichloroethane   | ND     |      | ug/L  | 0.500 | 1               | 01/09/07 18:01     | SW846 8260B | 7011124 |
| Ethyl tert-Butyl Ether   | ND     |      | ug/L  | 0.500 | 1               | 01/09/07 18:01     | SW846 8260B | 7011124 |
| Diisopropyl Ether  | ND     |      | ug/L  | 0.500 | 1               | 01/09/07 18:01     | SW846 8260B | 7011124 |
| Methyl tert-Butyl Ether  | ND     |      | ug/L  | 0.500 | 1               | 01/09/07 18:01     | SW846 8260B | 7011124 |
| Tertiary Butyl Alcohol   | ND     |      | ug/L  | 10.0  | 1               | 01/09/07 18:01     | SW846 8260B | 7011124 |
| Purgeable Petroleum Hydrocarbons   |        |      |       |       |                 |                    |             |         |
| GRO as Gasoline  | ND     |      | ug/L  | 50.0  | 1               | 01/10/07 12:50     | SW846 8015B | 7011267 |
| Surr: a.a.a-Trifluorotoluene (44-152%)   | 117 %  |      |       |       |                 | 01/10/07 12:50     | SW846 8015B | 7011267 |
| <b>Sample ID: NQA0187-07 (MW12 - Ground Water) Sampled: 01/02/07 13:00</b>         |        |      |       |       |                 |                    |             |         |
| Volatile Organic Compounds by EPA Method 8021B                                     |        |      |       |       |                 |                    |             |         |
| Benzene  | ND     |      | ug/L  | 0.50  | 1               | 01/10/07 13:16     | SW846 8021B | 7011267 |
| Ethylbenzene   | ND     |      | ug/L  | 0.50  | 1               | 01/10/07 13:16     | SW846 8021B | 7011267 |
| Toluene  | ND     |      | ug/L  | 0.50  | 1               | 01/10/07 13:16     | SW846 8021B | 7011267 |
| Xylenes, total   | ND     |      | ug/L  | 0.50  | 1               | 01/10/07 13:16     | SW846 8021B | 7011267 |
| Surr: a.a.a-Trifluorotoluene (57-145%)   | 121 %  |      |       |       |                 | 01/10/07 13:16     | SW846 8021B | 7011267 |
| Volatile Organic Compounds by EPA Method 8260B                                     |        |      |       |       |                 |                    |             |         |
| Tert-Amyl Methyl Ether   | ND     |      | ug/L  | 0.500 | 1               | 01/09/07 18:24     | SW846 8260B | 7011124 |
| 1,2-Dibromoethane (EDB)  | ND     |      | ug/L  | 0.500 | 1               | 01/09/07 18:24     | SW846 8260B | 7011124 |
| 1,2-Dichloroethane   | ND     |      | ug/L  | 0.500 | 1               | 01/09/07 18:24     | SW846 8260B | 7011124 |
| Ethyl tert-Butyl Ether   | ND     |      | ug/L  | 0.500 | 1               | 01/09/07 18:24     | SW846 8260B | 7011124 |

Client ETIC Engineering Pleasant Hill (10236)  
 2285 Morello Avenue  
 Pleasant Hill, CA 94523  
 Attn Hamidou Barry

Work Order: NQA0187  
 Project Name: Exxon 04-H6J  
 Project Number: 04-H6J  
 Received: 01/04/07 08:00

## ANALYTICAL REPORT

| Analyte  | Result       | Flag | Units | MRL   | Dilution Factor | Analysis Date/Time    | Method             | Batch          |
|--|--------------|------|-------|-------|-----------------|-----------------------|--------------------|----------------|
| <b>Sample ID: NQA0187-07 (MW12 - Ground Water) - cont. Sampled: 01/02/07 13:00</b> |              |      |       |       |                 |                       |                    |                |
| Volatile Organic Compounds by EPA Method 8260B - cont.                             |              |      |       |       |                 |                       |                    |                |
| Diisopropyl Ether  | ND           |      | ug/L  | 0.500 | 1               | 01/09/07 18:24        | SW846 8260B        | 7011124        |
| Methyl tert-Butyl Ether  | ND           |      | ug/L  | 0.500 | 1               | 01/09/07 18:24        | SW846 8260B        | 7011124        |
| Tertiary Butyl Alcohol   | ND           |      | ug/L  | 10.0  | 1               | 01/09/07 18:24        | SW846 8260B        | 7011124        |
| Purgeable Petroleum Hydrocarbons   |              |      |       |       |                 |                       |                    |                |
| GRO as Gasoline  | ND           |      | ug/L  | 50.0  | 1               | 01/10/07 13:16        | SW846 8015B        | 7011267        |
| <i>Surr. a.a.a-Trifluorotoluene (44-152%)</i>                                      | <i>121 %</i> |      |       |       |                 | <i>01/10/07 13:16</i> | <i>SW846 8015B</i> | <i>7011267</i> |
| <b>Sample ID: NQA0187-08 (RW1 - Ground Water) Sampled: 01/02/07 09:15</b>          |              |      |       |       |                 |                       |                    |                |
| Volatile Organic Compounds by EPA Method 8021B                                     |              |      |       |       |                 |                       |                    |                |
| Benzene  | ND           |      | ug/L  | 0.50  | 1               | 01/10/07 03:28        | SW846 8021B        | 7010888        |
| Ethylbenzene   | ND           |      | ug/L  | 0.50  | 1               | 01/10/07 03:28        | SW846 8021B        | 7010888        |
| Toluene  | ND           |      | ug/L  | 0.50  | 1               | 01/10/07 03:28        | SW846 8021B        | 7010888        |
| Xylenes, total   | ND           |      | ug/L  | 0.50  | 1               | 01/10/07 03:28        | SW846 8021B        | 7010888        |
| <i>Surr. a.a.a-Trifluorotoluene (57-145%)</i>                                      | <i>92 %</i>  |      |       |       |                 | <i>01/10/07 03:28</i> | <i>SW846 8021B</i> | <i>7010888</i> |
| Volatile Organic Compounds by EPA Method 8260B                                     |              |      |       |       |                 |                       |                    |                |
| Tert-Amyl Methyl Ether   | ND           |      | ug/L  | 0.500 | 1               | 01/09/07 18:48        | SW846 8260B        | 7011124        |
| 1,2-Dibromoethane (EDB)  | ND           |      | ug/L  | 0.500 | 1               | 01/09/07 18:48        | SW846 8260B        | 7011124        |
| 1,2-Dichloroethane   | ND           |      | ug/L  | 0.500 | 1               | 01/09/07 18:48        | SW846 8260B        | 7011124        |
| Ethyl tert-Butyl Ether   | ND           |      | ug/L  | 0.500 | 1               | 01/09/07 18:48        | SW846 8260B        | 7011124        |
| Diisopropyl Ether  | ND           |      | ug/L  | 0.500 | 1               | 01/09/07 18:48        | SW846 8260B        | 7011124        |
| Methyl tert-Butyl Ether  | ND           |      | ug/L  | 0.500 | 1               | 01/09/07 18:48        | SW846 8260B        | 7011124        |
| Tertiary Butyl Alcohol   | ND           |      | ug/L  | 10.0  | 1               | 01/09/07 18:48        | SW846 8260B        | 7011124        |
| Purgeable Petroleum Hydrocarbons   |              |      |       |       |                 |                       |                    |                |
| GRO as Gasoline  | ND           |      | ug/L  | 50.0  | 1               | 01/10/07 03:28        | SW846 8015B        | 7010888        |
| <i>Surr. a.a.a-Trifluorotoluene (44-152%)</i>                                      | <i>92 %</i>  |      |       |       |                 | <i>01/10/07 03:28</i> | <i>SW846 8015B</i> | <i>7010888</i> |
| <b>Sample ID: NQA0187-09 (RW2 - Ground Water) Sampled: 01/02/07 10:30</b>          |              |      |       |       |                 |                       |                    |                |
| Volatile Organic Compounds by EPA Method 8021B                                     |              |      |       |       |                 |                       |                    |                |
| Benzene  | ND           |      | ug/L  | 0.50  | 1               | 01/10/07 03:55        | SW846 8021B        | 7010888        |
| Ethylbenzene   | ND           |      | ug/L  | 0.50  | 1               | 01/10/07 03:55        | SW846 8021B        | 7010888        |
| Toluene  | ND           |      | ug/L  | 0.50  | 1               | 01/10/07 03:55        | SW846 8021B        | 7010888        |
| Xylenes, total   | ND           |      | ug/L  | 0.50  | 1               | 01/10/07 03:55        | SW846 8021B        | 7010888        |
| <i>Surr. a.a.a-Trifluorotoluene (57-145%)</i>                                      | <i>88 %</i>  |      |       |       |                 | <i>01/10/07 03:55</i> | <i>SW846 8021B</i> | <i>7010888</i> |
| Volatile Organic Compounds by EPA Method 8260B                                     |              |      |       |       |                 |                       |                    |                |
| Tert-Amyl Methyl Ether   | ND           |      | ug/L  | 0.500 | 1               | 01/09/07 19:12        | SW846 8260B        | 7011124        |
| 1,2-Dibromoethane (EDB)  | ND           |      | ug/L  | 0.500 | 1               | 01/09/07 19:12        | SW846 8260B        | 7011124        |
| 1,2-Dichloroethane   | ND           |      | ug/L  | 0.500 | 1               | 01/09/07 19:12        | SW846 8260B        | 7011124        |
| Ethyl tert-Butyl Ether   | ND           |      | ug/L  | 0.500 | 1               | 01/09/07 19:12        | SW846 8260B        | 7011124        |
| Diisopropyl Ether  | ND           |      | ug/L  | 0.500 | 1               | 01/09/07 19:12        | SW846 8260B        | 7011124        |
| Methyl tert-Butyl Ether  | ND           |      | ug/L  | 0.500 | 1               | 01/09/07 19:12        | SW846 8260B        | 7011124        |
| Tertiary Butyl Alcohol   | ND           |      | ug/L  | 10.0  | 1               | 01/09/07 19:12        | SW846 8260B        | 7011124        |

Client ETIC Engineering Pleasant Hill (10236)  
 2285 Morello Avenue  
 Pleasant Hill, CA 94523  
 Attn Hamidou Barry

Work Order: NQA0187  
 Project Name: Exxon 04-H6J  
 Project Number: 04-H6J  
 Received: 01/04/07 08:00

## ANALYTICAL REPORT

| Analyte   | Result | Flag | Units | MRL   | Dilution Factor | Analysis Date/Time | Method      | Batch   |
|---|--------|------|-------|-------|-----------------|--------------------|-------------|---------|
| <b>Sample ID: NQA0187-09 (RW2 - Ground Water) - cont. Sampled: 01/02/07 10:30</b> |        |      |       |       |                 |                    |             |         |
| Purgeable Petroleum Hydrocarbons  |        |      |       |       |                 |                    |             |         |
| GRO as Gasoline   | ND     |      | ug/L  | 50.0  | 1               | 01/10/07 03:55     | SW846 8015B | 7010888 |
| <i>Surr: a.a.a-Trifluorotoluene (44-152%)</i>                                     | 88 %   |      |       |       |                 | 01/10/07 03:55     | SW846 8015B | 7010888 |
| <b>Sample ID: NQA0187-10 (RW3 - Ground Water) Sampled: 01/02/07 09:45</b>         |        |      |       |       |                 |                    |             |         |
| Volatile Organic Compounds by EPA Method 8021B                                    |        |      |       |       |                 |                    |             |         |
| Benzene   | ND     |      | ug/L  | 0.50  | 1               | 01/10/07 04:22     | SW846 8021B | 7010888 |
| Ethylbenzene  | ND     |      | ug/L  | 0.50  | 1               | 01/10/07 04:22     | SW846 8021B | 7010888 |
| Toluene   | ND     |      | ug/L  | 0.50  | 1               | 01/10/07 04:22     | SW846 8021B | 7010888 |
| Xylenes, total  | ND     |      | ug/L  | 0.50  | 1               | 01/10/07 04:22     | SW846 8021B | 7010888 |
| <i>Surr: a.a.a-Trifluorotoluene (57-145%)</i>                                     | 90 %   |      |       |       |                 | 01/10/07 04:22     | SW846 8021B | 7010888 |
| Volatile Organic Compounds by EPA Method 8260B                                    |        |      |       |       |                 |                    |             |         |
| Tert-Amyl Methyl Ether  | ND     |      | ug/L  | 0.500 | 1               | 01/09/07 19:36     | SW846 8260B | 7011124 |
| 1,2-Dibromoethane (EDB)   | ND     |      | ug/L  | 0.500 | 1               | 01/09/07 19:36     | SW846 8260B | 7011124 |
| 1,2-Dichloroethane  | ND     |      | ug/L  | 0.500 | 1               | 01/09/07 19:36     | SW846 8260B | 7011124 |
| Ethyl tert-Butyl Ether  | ND     |      | ug/L  | 0.500 | 1               | 01/09/07 19:36     | SW846 8260B | 7011124 |
| Diisopropyl Ether   | ND     |      | ug/L  | 0.500 | 1               | 01/09/07 19:36     | SW846 8260B | 7011124 |
| Methyl tert-Butyl Ether   | ND     |      | ug/L  | 0.500 | 1               | 01/09/07 19:36     | SW846 8260B | 7011124 |
| Tertiary Butyl Alcohol  | ND     |      | ug/L  | 10.0  | 1               | 01/09/07 19:36     | SW846 8260B | 7011124 |
| Purgeable Petroleum Hydrocarbons  |        |      |       |       |                 |                    |             |         |
| GRO as Gasoline   | ND     |      | ug/L  | 50.0  | 1               | 01/10/07 04:22     | SW846 8015B | 7010888 |
| <i>Surr: a.a.a-Trifluorotoluene (44-152%)</i>                                     | 90 %   |      |       |       |                 | 01/10/07 04:22     | SW846 8015B | 7010888 |
| <b>Sample ID: NQA0187-11 (RW4 - Ground Water) Sampled: 01/02/07 11:00</b>         |        |      |       |       |                 |                    |             |         |
| Volatile Organic Compounds by EPA Method 8021B                                    |        |      |       |       |                 |                    |             |         |
| Benzene   | ND     |      | ug/L  | 0.50  | 1               | 01/10/07 13:43     | SW846 8021B | 7011267 |
| Ethylbenzene  | ND     |      | ug/L  | 0.50  | 1               | 01/10/07 13:43     | SW846 8021B | 7011267 |
| Toluene   | ND     |      | ug/L  | 0.50  | 1               | 01/10/07 13:43     | SW846 8021B | 7011267 |
| Xylenes, total  | ND     |      | ug/L  | 0.50  | 1               | 01/10/07 13:43     | SW846 8021B | 7011267 |
| <i>Surr: a.a.a-Trifluorotoluene (57-145%)</i>                                     | 118 %  |      |       |       |                 | 01/10/07 13:43     | SW846 8021B | 7011267 |
| Volatile Organic Compounds by EPA Method 8260B                                    |        |      |       |       |                 |                    |             |         |
| Tert-Amyl Methyl Ether  | ND     |      | ug/L  | 0.500 | 1               | 01/09/07 20:00     | SW846 8260B | 7011124 |
| 1,2-Dibromoethane (EDB)   | ND     |      | ug/L  | 0.500 | 1               | 01/09/07 20:00     | SW846 8260B | 7011124 |
| 1,2-Dichloroethane  | ND     |      | ug/L  | 0.500 | 1               | 01/09/07 20:00     | SW846 8260B | 7011124 |
| Ethyl tert-Butyl Ether  | ND     |      | ug/L  | 0.500 | 1               | 01/09/07 20:00     | SW846 8260B | 7011124 |
| Diisopropyl Ether   | ND     |      | ug/L  | 0.500 | 1               | 01/09/07 20:00     | SW846 8260B | 7011124 |
| Methyl tert-Butyl Ether   | ND     |      | ug/L  | 0.500 | 1               | 01/09/07 20:00     | SW846 8260B | 7011124 |
| Tertiary Butyl Alcohol  | ND     |      | ug/L  | 10.0  | 1               | 01/09/07 20:00     | SW846 8260B | 7011124 |
| Purgeable Petroleum Hydrocarbons  |        |      |       |       |                 |                    |             |         |
| GRO as Gasoline   | ND     |      | ug/L  | 50.0  | 1               | 01/10/07 13:43     | SW846 8015B | 7011267 |
| <i>Surr: a.a.a-Trifluorotoluene (44-152%)</i>                                     | 118 %  |      |       |       |                 | 01/10/07 13:43     | SW846 8015B | 7011267 |

Client ETIC Engineering Pleasant Hill (10236)  
 2285 Morello Avenue  
 Pleasant Hill, CA 94523  
 Attn Hamidou Barry

Work Order: NQA0187  
 Project Name: Exxon 04-H6J  
 Project Number: 04-H6J  
 Received: 01/04/07 08:00

**PROJECT QUALITY CONTROL DATA**  
**Blank**

| Analyte | Blank Value | Q | Units | Q C Batch | Lab Number | Analyzed Date/Time |
|---------|-------------|---|-------|-----------|------------|--------------------|
|---------|-------------|---|-------|-----------|------------|--------------------|

**Volatile Organic Compounds by EPA Method 8021B**

**7010888-BLK1**

|  |       |  |      |         |              |                |
|--|-------|--|------|---------|--------------|----------------|
| Benzene                                | <0.37 |  | ug/L | 7010888 | 7010888-BLK1 | 01/10/07 01:11 |
| Ethylbenzene                           | 0.226 |  | ug/L | 7010888 | 7010888-BLK1 | 01/10/07 01:11 |
| Toluene                                | <0.41 |  | ug/L | 7010888 | 7010888-BLK1 | 01/10/07 01:11 |
| Xylenes, total                         | <0.44 |  | ug/L | 7010888 | 7010888-BLK1 | 01/10/07 01:11 |
| Surrogate <i>a.a.-Trifluorotoluene</i> | 93%   |  |      | 7010888 | 7010888-BLK1 | 01/10/07 01:11 |

**7011267-BLK1**

|  |       |  |      |         |              |                |
|--|-------|--|------|---------|--------------|----------------|
| Benzene                                | <0.37 |  | ug/L | 7011267 | 7011267-BLK1 | 01/10/07 10:44 |
| Ethylbenzene                           | <0.21 |  | ug/L | 7011267 | 7011267-BLK1 | 01/10/07 10:44 |
| Toluene                                | <0.41 |  | ug/L | 7011267 | 7011267-BLK1 | 01/10/07 10:44 |
| Xylenes, total                         | <0.44 |  | ug/L | 7011267 | 7011267-BLK1 | 01/10/07 10:44 |
| Surrogate <i>a.a.-Trifluorotoluene</i> | 119%  |  |      | 7011267 | 7011267-BLK1 | 01/10/07 10:44 |

**7011527-BLK1**

|  |       |  |      |         |              |                |
|--|-------|--|------|---------|--------------|----------------|
| Benzene                                | <0.37 |  | ug/L | 7011527 | 7011527-BLK1 | 01/10/07 14:58 |
| Ethylbenzene                           | <0.21 |  | ug/L | 7011527 | 7011527-BLK1 | 01/10/07 14:58 |
| Toluene                                | <0.41 |  | ug/L | 7011527 | 7011527-BLK1 | 01/10/07 14:58 |
| Xylenes, total                         | <0.44 |  | ug/L | 7011527 | 7011527-BLK1 | 01/10/07 14:58 |
| Surrogate <i>a.a.-Trifluorotoluene</i> | 97%   |  |      | 7011527 | 7011527-BLK1 | 01/10/07 14:58 |

**Volatile Organic Compounds by EPA Method 8260B**

**7011124-BLK1**

|  |        |  |      |         |              |                |
|--|--------|--|------|---------|--------------|----------------|
| Tert-Amyl Methyl Ether                 | <0.200 |  | ug/L | 7011124 | 7011124-BLK1 | 01/10/07 00:45 |
| 1,2-Dibromoethane (EDB)                | <0.320 |  | ug/L | 7011124 | 7011124-BLK1 | 01/10/07 00:45 |
| 1,2-Dichloroethane                     | <0.370 |  | ug/L | 7011124 | 7011124-BLK1 | 01/10/07 00:45 |
| Ethyl tert-Butyl Ether                 | <0.210 |  | ug/L | 7011124 | 7011124-BLK1 | 01/10/07 00:45 |
| Diisopropyl Ether                      | <0.210 |  | ug/L | 7011124 | 7011124-BLK1 | 01/10/07 00:45 |
| Methyl tert-Butyl Ether                | <0.190 |  | ug/L | 7011124 | 7011124-BLK1 | 01/10/07 00:45 |
| Tertiary Butyl Alcohol                 | <4.07  |  | ug/L | 7011124 | 7011124-BLK1 | 01/10/07 00:45 |
| Surrogate <i>1,2-Dichloroethane-d4</i> | 104%   |  |      | 7011124 | 7011124-BLK1 | 01/10/07 00:45 |
| Surrogate <i>Dibromofluoromethane</i>  | 101%   |  |      | 7011124 | 7011124-BLK1 | 01/10/07 00:45 |
| Surrogate <i>Toluene-d8</i>            | 108%   |  |      | 7011124 | 7011124-BLK1 | 01/10/07 00:45 |
| Surrogate <i>4-Bromofluorobenzene</i>  | 104%   |  |      | 7011124 | 7011124-BLK1 | 01/10/07 00:45 |

**Purgeable Petroleum Hydrocarbons**

**7010888-BLK1**

|  |       |  |      |         |              |                |
|--|-------|--|------|---------|--------------|----------------|
| GRO as Gasoline                        | <43.0 |  | ug/L | 7010888 | 7010888-BLK1 | 01/10/07 01:11 |
| Surrogate <i>a.a.-Trifluorotoluene</i> | 93%   |  |      | 7010888 | 7010888-BLK1 | 01/10/07 01:11 |

**7011267-BLK1**

|  |       |  |      |         |              |                |
|--|-------|--|------|---------|--------------|----------------|
| GRO as Gasoline                        | <43.0 |  | ug/L | 7011267 | 7011267-BLK1 | 01/10/07 10:44 |
| Surrogate <i>a.a.-Trifluorotoluene</i> | 119%  |  |      | 7011267 | 7011267-BLK1 | 01/10/07 10:44 |

Client ETIC Engineering Pleasant Hill (10236)  
2285 Morello Avenue  
Pleasant Hill, CA 94523  
Attn Hamidou Barry

Work Order: NQA0187  
Project Name: Exxon 04-H6J  
Project Number: 04-H6J  
Received: 01/04/07 08:00

**PROJECT QUALITY CONTROL DATA**  
**Blank - Cont.**

| Analyte | Blank Value | Q | Units | Q C Batch | Lab Number | Analyzed Date/Time |
|---------|-------------|---|-------|-----------|------------|--------------------|
|---------|-------------|---|-------|-----------|------------|--------------------|

**Purgeable Petroleum Hydrocarbons**

Client ETIC Engineering Pleasant Hill (10236)  
 2285 Morello Avenue  
 Pleasant Hill, CA 94523  
 Attn Hamidou Barry

Work Order: NQA0187  
 Project Name: Exxon 04-H6J  
 Project Number: 04-H6J  
 Received: 01/04/07 08:00

**PROJECT QUALITY CONTROL DATA**  
**LCS**

| Analyte   | Known Val | Analyzed Val | Q | Units | % Rec | Target Range | Batch   | Analyzed Date/Time |
|---|-----------|--------------|---|-------|-------|--------------|---------|--------------------|
| <b>Volatile Organic Compounds by EPA Method 8021B</b> |           |              |   |       |       |              |         |                    |
| <b>7010888-BS1</b>                                    |           |              |   |       |       |              |         |                    |
| Benzene   | 100       | 98.0         |   | ug/L  | 98%   | 72 - 132     | 7010888 | 01/10/07 11:11     |
| Ethylbenzene  | 100       | 95.7         |   | ug/L  | 96%   | 75 - 119     | 7010888 | 01/10/07 11:11     |
| Toluene   | 100       | 97.5         |   | ug/L  | 98%   | 71 - 121     | 7010888 | 01/10/07 11:11     |
| Xylenes, total  | 200       | 195          |   | ug/L  | 98%   | 73 - 122     | 7010888 | 01/10/07 11:11     |
| Surrogate <i>a.a.a-Trifluorotoluene</i>               | 30.0      | 30.0         |   |       | 100%  | 57 - 145     | 7010888 | 01/10/07 11:11     |
| <b>7010888-BS2</b>                                    |           |              |   |       |       |              |         |                    |
| Surrogate <i>a.a.a-Trifluorotoluene</i>               | 30.0      | 32.3         |   |       | 108%  | 57 - 145     | 7010888 | 01/10/07 11:38     |
| <b>7011267-BS1</b>                                    |           |              |   |       |       |              |         |                    |
| Benzene   | 100       | 102          |   | ug/L  | 102%  | 72 - 132     | 7011267 | 01/10/07 22:07     |
| Ethylbenzene  | 100       | 96.3         |   | ug/L  | 96%   | 75 - 119     | 7011267 | 01/10/07 22:07     |
| Toluene   | 100       | 92.0         |   | ug/L  | 92%   | 71 - 121     | 7011267 | 01/10/07 22:07     |
| Xylenes, total  | 200       | 188          |   | ug/L  | 94%   | 73 - 122     | 7011267 | 01/10/07 22:07     |
| Surrogate <i>a.a.a-Trifluorotoluene</i>               | 30.0      | 35.8         |   |       | 119%  | 57 - 145     | 7011267 | 01/10/07 22:07     |
| <b>7011527-BS1</b>                                    |           |              |   |       |       |              |         |                    |
| Benzene   | 100       | 93.9         |   | ug/L  | 94%   | 72 - 132     | 7011527 | 01/11/07 02:05     |
| Ethylbenzene  | 100       | 93.8         |   | ug/L  | 94%   | 75 - 119     | 7011527 | 01/11/07 02:05     |
| Toluene   | 100       | 93.7         |   | ug/L  | 94%   | 71 - 121     | 7011527 | 01/11/07 02:05     |
| Xylenes, total  | 200       | 187          |   | ug/L  | 94%   | 73 - 122     | 7011527 | 01/11/07 02:05     |
| Surrogate <i>a.a.a-Trifluorotoluene</i>               | 30.0      | 29.1         |   |       | 97%   | 57 - 145     | 7011527 | 01/11/07 02:05     |
| <b>7011527-BS2</b>                                    |           |              |   |       |       |              |         |                    |
| Surrogate <i>a.a.a-Trifluorotoluene</i>               | 30.0      | 30.5         |   |       | 102%  | 57 - 145     | 7011527 | 01/11/07 02:33     |
| <b>Volatile Organic Compounds by EPA Method 8260B</b> |           |              |   |       |       |              |         |                    |
| <b>7011124-BS1</b>                                    |           |              |   |       |       |              |         |                    |
| Tert-Amyl Methyl Ether                                | 50.0      | 54.0         |   | ug/L  | 108%  | 68 - 134     | 7011124 | 01/09/07 12:43     |
| 1,2-Dibromoethane (EDB)                               | 50.0      | 51.4         |   | ug/L  | 103%  | 83 - 128     | 7011124 | 01/09/07 12:43     |
| 1,2-Dichloroethane                                    | 50.0      | 47.6         |   | ug/L  | 95%   | 71 - 132     | 7011124 | 01/09/07 12:43     |
| Ethyl tert-Butyl Ether                                | 50.0      | 48.6         |   | ug/L  | 97%   | 69 - 130     | 7011124 | 01/09/07 12:43     |
| Diisopropyl Ether                                     | 50.0      | 45.6         |   | ug/L  | 91%   | 70 - 128     | 7011124 | 01/09/07 12:43     |
| Methyl tert-Butyl Ether                               | 50.0      | 46.6         |   | ug/L  | 93%   | 64 - 129     | 7011124 | 01/09/07 12:43     |
| Tertiary Butyl Alcohol                                | 500       | 681          |   | ug/L  | 136%  | 45 - 171     | 7011124 | 01/09/07 12:43     |
| Surrogate <i>1,2-Dichloroethane-d4</i>                | 50.0      | 46.6         |   |       | 93%   | 62 - 142     | 7011124 | 01/09/07 12:43     |
| Surrogate <i>Dibromofluoromethane</i>                 | 50.0      | 49.9         |   |       | 100%  | 78 - 123     | 7011124 | 01/09/07 12:43     |
| Surrogate <i>Toluene-d8</i>                           | 50.0      | 50.0         |   |       | 100%  | 79 - 120     | 7011124 | 01/09/07 12:43     |
| Surrogate <i>4-Bromofluorobenzene</i>                 | 50.0      | 52.0         |   |       | 104%  | 75 - 133     | 7011124 | 01/09/07 12:43     |

**Purgeable Petroleum Hydrocarbons**

**7010888-BS2**

Client ETIC Engineering Pleasant Hill (10236)  
 2285 Morello Avenue  
 Pleasant Hill, CA 94523  
 Attn Hamidou Barry

Work Order: NQA0187  
 Project Name: Exxon 04-H6J  
 Project Number: 04-H6J  
 Received: 01/04/07 08:00

**PROJECT QUALITY CONTROL DATA**  
**LCS - Cont.**

| Analyte                                 | Known Val | Analyzed Val | Q | Units | % Rec | Target Range | Batch   | Analyzed Date/Time |
|---|-----------|--------------|---|-------|-------|--------------|---------|--------------------|
| <b>Purgeable Petroleum Hydrocarbons</b> |           |              |   |       |       |              |         |                    |
| <b>7010888-BS2</b>                      |           |              |   |       |       |              |         |                    |
| GRO as Gasoline                         | 1000      | 899          |   | ug/L  | 90%   | 58 - 138     | 7010888 | 01/10/07 11:38     |
| Surrogate <i>a.a.a-Trifluorotoluene</i> | 30 0      | 32 3         |   |       | 108%  | 44 - 152     | 7010888 | 01/10/07 11:38     |
| <b>7011267-BS2</b>                      |           |              |   |       |       |              |         |                    |
| GRO as Gasoline                         | 1000      | 960          |   | ug/L  | 96%   | 58 - 138     | 7011267 | 01/10/07 22:34     |
| Surrogate <i>a.a.a-Trifluorotoluene</i> | 30 0      | 38 1         |   |       | 127%  | 44 - 152     | 7011267 | 01/10/07 22:34     |



Client ETIC Engineering Pleasant Hill (10236)  
 2285 Morello Avenue  
 Pleasant Hill, CA 94523  
 Attn Hamidou Barry

Work Order: NQA0187  
 Project Name: Exxon 04-H6J  
 Project Number: 04-H6J  
 Received: 01/04/07 08:00

**PROJECT QUALITY CONTROL DATA**  
**Matrix Spike**

| Analyte   | Orig Val | MS Val | Q | Units | Spike Conc | % Rec | Target Range | Batch   | Sample Spiked | Analyzed Date/Time |
|---|----------|--------|---|-------|------------|-------|--------------|---------|---------------|--------------------|
| <b>Volatile Organic Compounds by EPA Method 8021B</b> |          |        |   |       |            |       |              |         |               |                    |
| <b>7010888-MS1</b>                                    |          |        |   |       |            |       |              |         |               |                    |
| Benzene   | ND       | 52.3   |   | ug/L  | 50.0       | 105%  | 72 - 133     | 7010888 | NQA0187-01    | 01/10/07 16:04     |
| Ethylbenzene  | 0.127    | 53.3   |   | ug/L  | 50.0       | 106%  | 75 - 137     | 7010888 | NQA0187-01    | 01/10/07 16:04     |
| Toluene   | ND       | 53.8   |   | ug/L  | 50.0       | 108%  | 71 - 127     | 7010888 | NQA0187-01    | 01/10/07 16:04     |
| Xylenes, total  | ND       | 107    |   | ug/L  | 100        | 107%  | 73 - 140     | 7010888 | NQA0187-01    | 01/10/07 16:04     |
| Surrogate: <i>a.a.a-Trifluorotoluene</i>              |          | 29.3   |   | ug/L  | 30.0       | 98%   | 57 - 145     | 7010888 | NQA0187-01    | 01/10/07 16:04     |
| <b>7011267-MS1</b>                                    |          |        |   |       |            |       |              |         |               |                    |
| Benzene   | ND       | 54.9   |   | ug/L  | 50.0       | 110%  | 72 - 133     | 7011267 | NQA0187-04    | 01/10/07 21:14     |
| Ethylbenzene  | ND       | 50.4   |   | ug/L  | 50.0       | 101%  | 75 - 137     | 7011267 | NQA0187-04    | 01/10/07 21:14     |
| Toluene   | 0.0520   | 49.2   |   | ug/L  | 50.0       | 98%   | 71 - 127     | 7011267 | NQA0187-04    | 01/10/07 21:14     |
| Xylenes, total  | 0.0390   | 98.9   |   | ug/L  | 100        | 99%   | 73 - 140     | 7011267 | NQA0187-04    | 01/10/07 21:14     |
| Surrogate: <i>a.a.a-Trifluorotoluene</i>              |          | 35.7   |   | ug/L  | 30.0       | 119%  | 57 - 145     | 7011267 | NQA0187-04    | 01/10/07 21:14     |
| <b>Volatile Organic Compounds by EPA Method 8260B</b> |          |        |   |       |            |       |              |         |               |                    |
| <b>7011124-MS1</b>                                    |          |        |   |       |            |       |              |         |               |                    |
| Tert-Amyl Methyl Ether                                | ND       | 50.0   |   | ug/L  | 50.0       | 100%  | 52 - 154     | 7011124 | NQA0187-01    | 01/09/07 21:59     |
| 1,2-Dibromoethane (EDB)                               | ND       | 47.9   |   | ug/L  | 50.0       | 96%   | 72 - 138     | 7011124 | NQA0187-01    | 01/09/07 21:59     |
| 1,2-Dichloroethane                                    | ND       | 51.6   |   | ug/L  | 50.0       | 103%  | 59 - 149     | 7011124 | NQA0187-01    | 01/09/07 21:59     |
| Ethyl tert-Butyl Ether                                | ND       | 48.2   |   | ug/L  | 50.0       | 96%   | 54 - 154     | 7011124 | NQA0187-01    | 01/09/07 21:59     |
| Diisopropyl Ether                                     | ND       | 49.2   |   | ug/L  | 50.0       | 98%   | 64 - 144     | 7011124 | NQA0187-01    | 01/09/07 21:59     |
| Methyl tert-Butyl Ether                               | ND       | 48.7   |   | ug/L  | 50.0       | 97%   | 54 - 143     | 7011124 | NQA0187-01    | 01/09/07 21:59     |
| Tertiary Butyl Alcohol                                | 97.6     | 509    |   | ug/L  | 500        | 82%   | 35 - 208     | 7011124 | NQA0187-01    | 01/09/07 21:59     |
| Surrogate: <i>1,2-Dichloroethane-d4</i>               |          | 51.1   |   | ug/L  | 50.0       | 102%  | 62 - 142     | 7011124 | NQA0187-01    | 01/09/07 21:59     |
| Surrogate: <i>Dibromofluoromethane</i>                |          | 52.2   |   | ug/L  | 50.0       | 104%  | 78 - 123     | 7011124 | NQA0187-01    | 01/09/07 21:59     |
| Surrogate: <i>Toluene-d8</i>                          |          | 50.7   |   | ug/L  | 50.0       | 101%  | 79 - 120     | 7011124 | NQA0187-01    | 01/09/07 21:59     |
| Surrogate: <i>4-Bromofluorobenzene</i>                |          | 46.4   |   | ug/L  | 50.0       | 93%   | 75 - 133     | 7011124 | NQA0187-01    | 01/09/07 21:59     |
| <b>Purgeable Petroleum Hydrocarbons</b>               |          |        |   |       |            |       |              |         |               |                    |
| <b>7010888-MS1</b>                                    |          |        |   |       |            |       |              |         |               |                    |
| GRO as Gasoline                                       | 10.1     | 831    |   | ug/L  | 550        | 149%  | 34 - 201     | 7010888 | NQA0187-01    | 01/10/07 16:04     |
| Surrogate: <i>a.a.a-Trifluorotoluene</i>              |          | 29.3   |   | ug/L  | 30.0       | 98%   | 44 - 152     | 7010888 | NQA0187-01    | 01/10/07 16:04     |

Client ETIC Engineering Pleasant Hill (10236)  
 2285 Morello Avenue  
 Pleasant Hill, CA 94523  
 Attn Hamidou Barry

Work Order: NQA0187  
 Project Name: Exxon 04-H6J  
 Project Number: 04-H6J  
 Received: 01/04/07 08:00

**PROJECT QUALITY CONTROL DATA**  
**Matrix Spike Dup**

| Analyte   | Orig Val | Duplicate | Q | Units | Spike Conc | % Rec | Target Range | RPD | Limit | Batch   | Sample Duplicated | Analyzed Date/Time |
|---|----------|-----------|---|-------|------------|-------|--------------|-----|-------|---------|-------------------|--------------------|
| <b>Volatile Organic Compounds by EPA Method 8021B</b> |          |           |   |       |            |       |              |     |       |         |                   |                    |
| <b>7010888-MSD1</b>                                   |          |           |   |       |            |       |              |     |       |         |                   |                    |
| Benzene   | ND       | 53.1      |   | ug/L  | 50.0       | 106%  | 72 - 133     | 2   | 11    | 7010888 | NQA0187-01        | 01/10/07 16:31     |
| Ethylbenzene  | 0.127    | 54.2      |   | ug/L  | 50.0       | 108%  | 75 - 137     | 2   | 18    | 7010888 | NQA0187-01        | 01/10/07 16:31     |
| Toluene   | ND       | 54.1      |   | ug/L  | 50.0       | 108%  | 71 - 127     | 0.6 | 15    | 7010888 | NQA0187-01        | 01/10/07 16:31     |
| Xylenes, total  | ND       | 109       |   | ug/L  | 100        | 109%  | 73 - 140     | 2   | 14    | 7010888 | NQA0187-01        | 01/10/07 16:31     |
| Surrogate a.a.a-Trifluorotoluene                      |          | 28.6      |   | ug/L  | 30.0       | 95%   | 57 - 145     |     |       | 7010888 | NQA0187-01        | 01/10/07 16:31     |
| <b>7011267-MSD1</b>                                   |          |           |   |       |            |       |              |     |       |         |                   |                    |
| Benzene   | ND       | 52.6      |   | ug/L  | 50.0       | 105%  | 72 - 133     | 4   | 11    | 7011267 | NQA0187-04        | 01/10/07 21:41     |
| Ethylbenzene  | ND       | 48.0      |   | ug/L  | 50.0       | 96%   | 75 - 137     | 5   | 18    | 7011267 | NQA0187-04        | 01/10/07 21:41     |
| Toluene   | 0.0520   | 46.8      |   | ug/L  | 50.0       | 93%   | 71 - 127     | 5   | 15    | 7011267 | NQA0187-04        | 01/10/07 21:41     |
| Xylenes, total  | 0.0390   | 94.2      |   | ug/L  | 100        | 94%   | 73 - 140     | 5   | 14    | 7011267 | NQA0187-04        | 01/10/07 21:41     |
| Surrogate a.a.a-Trifluorotoluene                      |          | 35.1      |   | ug/L  | 30.0       | 117%  | 57 - 145     |     |       | 7011267 | NQA0187-04        | 01/10/07 21:41     |
| <b>Volatile Organic Compounds by EPA Method 8260B</b> |          |           |   |       |            |       |              |     |       |         |                   |                    |
| <b>7011124-MSD1</b>                                   |          |           |   |       |            |       |              |     |       |         |                   |                    |
| Tert-Amyl Methyl Ether                                | ND       | 48.6      |   | ug/L  | 50.0       | 97%   | 52 - 154     | 3   | 41    | 7011124 | NQA0187-01        | 01/09/07 22:22     |
| 1,2-Dibromoethane (EDB)                               | ND       | 47.1      |   | ug/L  | 50.0       | 94%   | 72 - 138     | 2   | 31    | 7011124 | NQA0187-01        | 01/09/07 22:22     |
| 1,2-Dichloroethane                                    | ND       | 51.5      |   | ug/L  | 50.0       | 103%  | 59 - 149     | 0.2 | 28    | 7011124 | NQA0187-01        | 01/09/07 22:22     |
| Ethyl tert-Butyl Ether                                | ND       | 48.8      |   | ug/L  | 50.0       | 98%   | 54 - 154     | 1   | 41    | 7011124 | NQA0187-01        | 01/09/07 22:22     |
| Diisopropyl Ether                                     | ND       | 49.6      |   | ug/L  | 50.0       | 99%   | 64 - 144     | 0.8 | 26    | 7011124 | NQA0187-01        | 01/09/07 22:22     |
| Methyl tert-Butyl Ether                               | ND       | 49.2      |   | ug/L  | 50.0       | 98%   | 54 - 143     | 1   | 27    | 7011124 | NQA0187-01        | 01/09/07 22:22     |
| Tertiary Butyl Alcohol                                | 97.6     | 643       |   | ug/L  | 500        | 109%  | 35 - 208     | 23  | 50    | 7011124 | NQA0187-01        | 01/09/07 22:22     |
| Surrogate 1,2-Dichloroethane-d4                       |          | 50.2      |   | ug/L  | 50.0       | 100%  | 62 - 142     |     |       | 7011124 | NQA0187-01        | 01/09/07 22:22     |
| Surrogate Dibromofluoromethane                        |          | 51.4      |   | ug/L  | 50.0       | 103%  | 78 - 123     |     |       | 7011124 | NQA0187-01        | 01/09/07 22:22     |
| Surrogate Toluene-d8                                  |          | 50.8      |   | ug/L  | 50.0       | 102%  | 79 - 120     |     |       | 7011124 | NQA0187-01        | 01/09/07 22:22     |
| Surrogate 4-Bromofluorobenzene                        |          | 47.2      |   | ug/L  | 50.0       | 94%   | 75 - 133     |     |       | 7011124 | NQA0187-01        | 01/09/07 22:22     |
| <b>Purgeable Petroleum Hydrocarbons</b>               |          |           |   |       |            |       |              |     |       |         |                   |                    |
| <b>7010888-MSD1</b>                                   |          |           |   |       |            |       |              |     |       |         |                   |                    |
| GRO as Gasoline                                       | 10.1     | 853       |   | ug/L  | 550        | 153%  | 34 - 201     | 3   | 28    | 7010888 | NQA0187-01        | 01/10/07 16:31     |
| Surrogate a.a.a-Trifluorotoluene                      |          | 28.6      |   | ug/L  | 30.0       | 95%   | 44 - 152     |     |       | 7010888 | NQA0187-01        | 01/10/07 16:31     |

Client ETIC Engineering Pleasant Hill (10236)  
2285 Morello Avenue  
Pleasant Hill, CA 94523  
Attn Hamidou Barry

Work Order: NQA0187  
Project Name: Exxon 04-H6J  
Project Number: 04-H6J  
Received: 01/04/07 08:00

### CERTIFICATION SUMMARY

#### TestAmerica - Nashville, TN

| Method      | Matrix | AIHA | Nelac | California |
|-------------|--------|------|-------|------------|
| NA          | Water  |      |       |            |
| SW846 8015B | Water  | N/A  | X     | X          |
| SW846 8021B | Water  | N/A  | X     | X          |
| SW846 8260B | Water  | N/A  | X     | X          |

Client ETIC Engineering Pleasant Hill (10236)  
2285 Morello Avenue  
Pleasant Hill, CA 94523  
Attn Hamidou Barry


Work Order: NQA0187  
Project Name: Exxon 04-H6J  
Project Number: 04-H6J  
Received: 01/04/07 08:00

---

## NELAC CERTIFICATION SUMMARY

TestAmerica Analytical - Nashville does not hold NELAC certifications for the following analytes included in this report

| <u>Method</u> | <u>Matrix</u> | <u>Analyte</u> |
|---------------|---------------|----------------|
|---------------|---------------|----------------|



**Nashville Division**  
**COOLER RECEIPT FORM**

BC#

NQA0187

Cooler Received/Opened On: January 4, 2007@ 800

Indicate the Airbill Tracking Number (last 4 digits for Fedex only) and Name of Courier below: 6987

Fed-Ex

2. Temperature of representative sample or temperature blank when opened: 0.6 Degrees Celsius  
(indicate IR Gun ID#)

982

3. Were custody seals on outside of cooler? YES...NO...NA

a. If yes, how many and where: 1 Feet

4. Were the seals intact, signed, and dated correctly? YES...NO...NA

5. Were custody papers inside cooler? YES...NO...NA

I certify that I opened the cooler and answered questions 1-5 (initial).....

6. Were custody seals on containers: YES NO and Intact YES NO NA  
were these signed, and dated correctly? YES...NO...NA

7. What kind of packing material used? Bubblewrap Pennuts Vermiculite Foam Insert  
Plastic Bag Paper Other \_\_\_\_\_ None

8. Cooling process: Ice Ice-pack Ice (direct contact) Dry ice Other None

9. Did all containers arrive in good condition (unbroken)? YES...NO...NA

10. Were all container labels complete (#, date, signed, pres., etc)? YES...NO...NA

11. Did all container labels and tags agree with custody papers? YES...NO...NA

12. a. Were VOA vials received? YES...NO...NA

b. Was there any observable head space present in any VOA vial? YES...NO...NA

I certify that I unloaded the cooler and answered questions 6-12 (initial).....

13. a. On preserved bottles did the pH test strips suggest that preservation reached the correct pH level? YES...NO...NA

b. Did the bottle labels indicate that the correct preservatives were used? YES...NO...NA

If preservation in-house was needed, record standard ID of preservative used here \_\_\_\_\_

14. Was residual chlorine present? YES...NO...NA

I certify that I checked for chlorine and pH as per SOP and answered questions 13-14 (initial).....

15. Were custody papers properly filled out (ink, signed, etc)? YES...NO...NA

16. Did you sign the custody papers in the appropriate place? YES...NO...NA

17. Were correct containers used for the analysis requested? YES...NO...NA

18. Was sufficient amount of sample sent in each container? YES...NO...NA

I certify that I entered this project into LIMS and answered questions 15-18 (initial).....

I certify that I attached a label with the unique LIMS number to each container (initial).....

19. Were there Non-Conformance issues at login YES NO Was a PIPE generated YES NO

BIS = Broken in shipment  
Cooler Receipt Form





## TEST AMERICA SAMPLE RECEIPT LOG

CLIENT NAME: ETC  
 REC. BY (PRINT) EH  
 WORKORDER: \_\_\_\_\_

DATE REC'D AT LAB: 1/2/07  
 TIME REC'D AT LAB: 1815  
 DATE LOGGED IN: \_\_\_\_\_

For Regulatory Purposes?  
 DRINKING WATER YES / NO  
 WASTE WATER YES / NO

| CIRCLE THE APPROPRIATE RESPONSE  |   | LAB SAMPLE # | CLIENT ID | CONTAINER DESCRIPTION | PRESERVATIVE | pH | SAMPLE MATRIX | DATE SAMPLED | REMARKS: CONDITION (ETC.)   |
|--|---|--------------|-----------|-----------------------|--------------|----|---------------|--------------|---|
| 1. Custody Seal(s)   | Present / <b>Absent</b><br>Intact / Broken*       |              |           |                       |              |    |               |              | <div style="font-size: 2em; font-weight: bold;">/</div> <div style="font-size: 1.5em; font-weight: bold;">1/2/07</div> <div style="font-size: 1.5em; font-weight: bold;">EH</div> |
| 2. Chain-of-Custody  | <b>Present</b> / Absent*                          |              |           |                       |              |    |               |              |   |
| 3. Traffic Reports or Packing List:  | Present / <b>Absent</b>                           |              |           |                       |              |    |               |              |   |
| 4. Airbill:  | Airbill / Sticker<br>Present / <b>Absent</b>      |              |           |                       |              |    |               |              |   |
| 5. Airbill #:  |   |              |           |                       |              |    |               |              |   |
| 6. Sample Labels:  | <b>Present</b> / Absent                           |              |           |                       |              |    |               |              |   |
| 7. Sample IDs:   | <b>Listed</b> / Not Listed<br>on Chain-of-Custody |              |           |                       |              |    |               |              |   |
| 8. Sample Condition:   | <b>Intact</b> / Broken* /<br>Leaking*             |              |           |                       |              |    |               |              |   |
| 9. Does information on chain-of-custody, traffic reports and sample labels agree?                        | <b>Yes</b> / No*                                  |              |           |                       |              |    |               |              |   |
| 10. Sample received within hold time?  | <b>Yes</b> / No*                                  |              |           |                       |              |    |               |              |   |
| 11. Adequate sample volume received?   | <b>Yes</b> / No*                                  |              |           |                       |              |    |               |              |   |
| 12. Proper preservatives used?   | <b>Yes</b> / No*                                  |              |           |                       |              |    |               |              |   |
| 13. Trip Blank / Temp Blank Received?<br>(circle which, if yes)  | <b>Yes</b> / No*                                  |              |           |                       |              |    |               |              |   |
| 14. Read Temp: <u>2.5</u><br>Corrected Temp: <u>" "</u><br>Is corrected temp 4 +/-2°C? <b>Yes</b> / No** |   |              |           |                       |              |    |               |              |   |

(Acceptance range for samples requiring thermal pres.)

\*\*Exception (if any): METALS / DFF ON ICE or Problem COC

**\*IF CIRCLED, CONTACT PROJECT MANAGER AND ATTACH RECORD OF RESOLUTION.**