



June 29, 2001

Project No. 30-0065

Mr. Scott Seery  
Alameda County Environmental Health Department  
Environmental Protection Division  
1131 Harbor Bay Parkway, Room 250  
Alameda, California 94502

JUL 03 2001

RE: FORMER MOBIL STATION 04-H6J  
1024 MAIN STREET  
PLEASANTON, CALIFORNIA

Dear Mr. Seery:

Please find enclosed the Second Quarter 2001 Progress Report for the subject location, prepared by TRC for ExxonMobil Oil Corporation. The contents of this report include:

Quarterly Progress Report Summary Sheet

- Exhibit 1: Sampling Schedule
- Exhibit 2: Summary of Groundwater Monitoring and Analysis
- Exhibit 3: Figures 1 through 3 (Vicinity Map, Groundwater Elevation Contour Map, and Dissolved-Phase Benzene Concentrations)
- Exhibit 4: Benzene Versus Groundwater Elevation Graphs
- Exhibit 5: Vapor Extraction System Performance Table
- Exhibit 6: Groundwater Remediation Performance Table
- Exhibit 7: Well Purging and Groundwater Sampling Protocol
- Exhibit 8: Monitoring Well Sampling Forms
- Exhibit 9: Analytical Laboratory Data Sheets

If you have questions regarding this report, please call me at (925)688-2473. You may also call Mr. Gene Ortega, ExxonMobil Environmental Engineer, at (925) 246-8747.

Sincerely,

Tracy L. Walker, RG  
Associate

cc: Mr. Gene Ortega, ExxonMobil Refining and Supply Company, Global Remediation--U.S. Retail Projects  
Mr. Chuck Headlee, Regional Water Quality Control Board, San Francisco Bay Region  
Mr. Gary Lee, Pleasanton Department of Public Works  
Mr. Matthew Katen, Alameda County Flood Control and Water Conservation District  
Mount Diablo National Bank  
Mr. Paul L. Hulme, Pleasanton on Main LLC

Quarterly Progress Report Summary Sheet  
Second Quarter 2001

**Mobil Service Station 04-H6J**  
**1024 Main Street**  
**Pleasanton, California**

CRWQCB Case # N/A  
BAAQMD # 14053  
DSRSD sewer discharge permit # 95010

|   |                              |  |   |
|---|------------------------------|--|---|
| <b>Number of water zones:</b>   |                              | <b>This Page</b>   |   |
| <b>FIELD ACTIVITY:</b>  |                              |  |   |
|   |                              | Date Sampled:  | 19-Apr-01   |
| Number of ground water wells on-site  | 16                           | Groundwater Wells monitored  | 19  |
| Number of ground water wells off-site   | 3                            | Groundwater Wells sampled  | 8   |
|   |                              | Groundwater Wells with Free Product                                      | 0   |
| Phase of Investigation: Vadose Zone   | Post-Remediation Monitoring  | Groundwater Phase  | Post-Remediation Monitoring                               |
| <b>SITE HYDROGEOLOGY:</b>   |                              |  |   |
| Approximate depth to ground water below ground surface:   |                              | 37.77 ft   |   |
| Approximate elevation of potentiometric surface above Mean Sea Level  |                              | 310.24 ft  |   |
| Average Increase/Decrease in ground water elevations since last sampling episode:                             |                              | Increase:  | 0.82 ft   |
| Approximate flow direction and hydraulic gradient:  |                              | East at:   | 0.6 ft/ft   |
| <b>GROUND WATER CONTAMINATION (BENZENE MCL=1.0 ppb):</b>  |                              |  |   |
| Wells containing free product:  | 0                            | Range in Thickness of Free Product:                                      | N/A   |
| Number of wells with concentrations below MCL:  | 5                            | Volume of Free Product Recovered This Period:                            | 0   |
| Number of wells with concentrations at or above MCL:  | 3                            | Volume of Free Product Recovered To Date:                                | 0   |
| Nature of contamination:  | Gasoline                     | Range in Concentrations:   | Benzene: ND<0.20 to 600 ppb<br>TPH-G: ND<20 to 19,000 ppb |
| <b>GROUND WATER REMEDIATION PERFORMANCE</b>   |                              |  |   |
|   |                              | Date Started:  | 5-May-95  |
| Technology used:  | Pump & treat w/ air stripper | Number of Wells Extracting Ground Water:                                 | N/A   |
| Volume of Groundwater Extracted This Quarter(gallons)   | 0                            | Carbon Change:   | N/A   |
| Total Volume of Groundwater Extracted (gallons):  | 3,854,430                    |  |   |
| Operating days this quarter:  | 0                            |  |   |
| Total operating days  | 836                          |  |   |
| System shutdown:  | 5/25/00                      |  |   |
| <b>VAPOR EXTRACTION PERFORMANCE</b>   |                              |  |   |
|   |                              | Date Started:  | 4-Apr-95  |
| Technology used:  | Blower & Carbon              | Maximum Total Well Influent Concentration this quarter (ppmv):           | 0 ppmv  |
| Number of vapor wells onsite:   | 9                            | Maximum Total Well + Stripper Influent Concentration this quarter (ppmv) | 0 ppmv  |
| Number of vapor extraction wells open:  | 5                            | Mass of hydrocarbons removed this quarter:                               | 0 lbs.  |
| Operating Days this quarter:  | 0                            | Volume of hydrocarbons removed this quarter:                             | 0 gals.   |
| Total operating Days  | 763                          | Cumulative mass of hydrocarbons removed:                                 | 27,218 lbs.   |
| System shutdown:  | 5/25/00                      | Cumulative volume of hydrocarbons removed:                               | 4,348 gals.   |
|   |                              | Operating Mode:  | Blower & Carbon   |
|   |                              | Conversion Date (changeover to carbon):                                  | 6/30/98   |
| <b>ADDITIONAL INFORMATION:</b>  |                              |  |   |
| gals = gallons  |                              |  |   |
| lbs = pounds  |                              |  |   |
| ppmv = parts per million per volume   |                              |  |   |
| Groundwater samples were collected in accordance with the RWQCB guidelines for no-purge groundwater sampling. |                              |  |   |
| Mass of hydrocarbons recovered based on an average hydrocarbon density of 6.26 pounds per gallon.             |                              |  |   |

Prepared by: Tia Rutledge Tia Rutledge  
Senior Staff Engineer

Project No: 30-0065

Approved by: Tracy L. Walker Tracy L. Walker, RG  
Associate  
California Registered Geologist No. 6808

Date Submitted: 06/29/01



**EXHIBIT 1**  
**SAMPLING SCHEDULE**

MONITORING WELL SAMPLING SCHEDULE 2001  
Former Mobil Station 04-H6J

| Well Number | First Quarter | Second Quarter | Third Quarter | Fourth Quarter |
|-------------|---------------|----------------|---------------|----------------|
| MW-1        | X             | X              | X             | X              |
| MW-2        | X             | X              | X             | X              |
| MW-3*       |               |                |               |                |
| MW-4        | X             | X              | X             | X              |
| MW-5*       |               |                |               |                |
| MW-6        | X             | X              | X             | X              |
| MW-7*       |               |                |               |                |
| MW-8*       |               |                |               |                |
| MW-10       | X             |                |               |                |
| MW-11       | X             | X              | X             | X              |
| MW-12       | X             |                |               |                |
| RW-1        | X             | X              | X             | X              |
| RW-2        | X             | X              | X             | X              |
| RW-3        | X             | X              | X             | X              |
| RW-4        | X             | X              | X             | X              |
| VMW-1*      |               |                |               |                |
| VMW-2*      |               |                |               |                |
| VMW-3*      |               |                |               |                |
| VMW-4*      |               |                |               |                |

NOTES: X = well scheduled for sampling  
\* = well historically dry; screened above water table

**EXHIBIT 2**

**SUMMARY OF GROUNDWATER MONITORING AND CHEMICAL ANALYSIS**

## Summary of Groundwater Monitoring and Chemical Analysis

Former Mobil Station 04-H6J

| Sample ID | Date     | Casing Product Depth to Groundwater |                  |              |                  | TPH-G (ppb) | TPH-D (ppb) | Benzene (ppb) | Toluene (ppb) | Ethyl-benzene (ppb) | Total Xylenes (ppb) | MTBE 8020 (ppb) | MTBE 8260 (ppb) | Dissolved Oxygen (mg/L) |
|-----------|----------|-------------------------------------|------------------|--------------|------------------|-------------|-------------|---------------|---------------|---------------------|---------------------|-----------------|-----------------|-------------------------|
|           |          | Elevation (feet)                    | Thickness (feet) | Water (feet) | Elevation (feet) |             |             |               |               |                     |                     |                 |                 |                         |
| MW-1      | 04/12/90 | 348.03                              | 0.00             | 43.57        | 304.46           | 3,600       | —           | 73            | 13            | 3                   | 180                 | —               | —               | —                       |
| MW-1      | 10/18/90 | 348.03                              | 0.00             | 43.18        | 304.85           | 5,000       | ND          | 700           | 360           | 170                 | 480                 | —               | —               | —                       |
| MW-1      | 08/06/91 | 348.03                              | 0.00             | 38.65        | 309.38           | 2,600       | —           | 310           | 340           | 110                 | 340                 | —               | —               | —                       |
| MW-1      | 01/08/92 | 348.03                              | 0.00             | 38.68        | 309.35           | 2,400       | —           | 270           | 370           | 18                  | 340                 | —               | —               | —                       |
| MW-1      | 04/30/92 | 348.03                              | 0.00             | 39.93        | 308.10           | 1,300       | —           | 150           | 120           | 12                  | 160                 | —               | —               | —                       |
| MW-1      | 07/31/92 | 348.03                              | 0.00             | 43.05        | 304.98           | ND          | —           | ND            | ND            | ND                  | ND                  | —               | —               | —                       |
| MW-1      | 10/27/92 | 348.03                              | 0.00             | 42.86        | 305.17           | 2,700       | —           | 320           | 310           | 84                  | 310                 | —               | —               | —                       |
| MW-1      | 01/22/93 | 348.03                              | 0.00             | 34.88        | 313.15           | 2,800       | —           | 190           | 340           | 87                  | 320                 | —               | —               | —                       |
| MW-1      | 04/05/93 | 348.03                              | 0.00             | 33.71        | 314.32           | 6,000       | —           | 410           | 460           | 51                  | 500                 | —               | —               | —                       |
| MW-1      | 07/06/93 | 348.03                              | 0.00             | 35.46        | 312.57           | 2,200       | —           | 140           | 240           | 32                  | 180                 | —               | —               | —                       |
| MW-1      | 11/30/93 | 348.03                              | 0.00             | 37.81        | 310.22           | 450         | —           | 68            | 34            | ND                  | 48                  | —               | —               | —                       |
| MW-1      | 01/27/94 | 348.03                              | 0.00             | 42.10        | 305.93           | 1,000       | —           | 270           | 330           | 44                  | 190                 | —               | —               | —                       |
| MW-1      | 04/25/94 | 348.03                              | 0.00             | 40.33        | 307.70           | —           | —           | —             | —             | —                   | —                   | —               | —               | —                       |
| MW-1      | 04/26/94 | 348.03                              | —                | —            | —                | 3,500       | —           | 310           | 370           | 22                  | 320                 | —               | —               | —                       |
| MW-1      | 07/08/94 | 348.03                              | 0.00             | 41.39        | 306.64           | 640         | —           | 120           | 87            | 15                  | 43                  | —               | —               | —                       |
| MW-1      | 10/05/94 | 348.03                              | 0.00             | 42.19        | 305.84           | 970         | —           | 110           | 140           | 21                  | 90                  | —               | —               | —                       |
| MW-1      | 02/21/95 | 348.03                              | 0.00             | 34.73        | 313.30           | 3,500       | —           | 200           | 270           | 24                  | 100                 | —               | —               | —                       |
| MW-1      | 05/03/95 | 348.03                              | 0.00             | 34.67        | 313.36           | 160         | —           | 7.8           | 12            | 4.5                 | 20                  | —               | —               | —                       |
| MW-1      | 08/04/95 | 348.03                              | 0.00             | 37.00        | 311.03           | 1,900       | —           | 99            | 330           | 40                  | 570                 | 10              | —               | —                       |
| MW-1      | 11/10/95 | 348.03                              | 0.00             | 39.66        | 308.37           | 610         | —           | 150           | 56            | 22                  | 89                  | —               | —               | —                       |
| MW-1      | 02/12/96 | 348.03                              | 0.00             | 36.19        | 311.84           | 470         | —           | 3.0           | 37            | 7.8                 | 140                 | 1.3             | —               | —                       |
| MW-1      | 05/17/96 | 348.03                              | 0.00             | 35.82        | 312.21           | ND          | —           | ND            | ND            | ND                  | ND                  | ND              | —               | —                       |
| MW-1      | 08/12/96 | 348.03                              | 0.00             | 38.44        | 309.59           | ND          | —           | ND            | ND            | ND                  | ND                  | ND              | —               | —                       |
| MW-1      | 11/08/96 | 348.03                              | 0.00             | 40.07        | 307.96           | ND          | —           | ND            | ND            | ND                  | ND                  | ND              | —               | —                       |
| MW-1      | 02/12/97 | 348.03                              | 0.00             | 34.27        | 313.76           | —           | —           | —             | —             | —                   | —                   | —               | —               | —                       |
| MW-1†     | 03/17/97 | 348.03                              | 0.00             | 37.07        | 310.96           | ND          | —           | ND            | ND            | ND                  | ND                  | ND              | —               | —                       |
| MW-1†     | 05/13/97 | 348.03                              | 0.00             | 37.76        | 310.27           | ND          | —           | ND            | ND            | ND                  | ND                  | ND              | —               | —                       |
| MW-1†     | 08/12/97 | 348.03                              | 0.00             | 40.68        | 307.35           | ND          | —           | ND            | ND            | ND                  | ND                  | ND              | —               | —                       |
| MW-1†     | 10/31/97 | 348.03                              | 0.00             | 40.90        | 307.13           | 740         | —           | 17            | 62            | 7.9                 | 150                 | ND              | —               | —                       |
| MW-1†     | 01/21/98 | 348.03                              | 0.00             | 41.05        | 306.98           | ND          | —           | ND            | ND            | ND                  | ND                  | ND              | —               | —                       |
| MW-1†     | 04/24/98 | 348.03                              | 0.00             | 36.71        | 311.32           | ND          | —           | ND            | ND            | ND                  | ND                  | ND              | —               | 4.67                    |
| MW-1†     | 07/20/98 | 348.03                              | 0.00             | 39.38        | 308.65           | ND          | —           | ND            | ND            | ND                  | ND                  | ND              | —               | 1.43                    |
| MW-1†     | 10/21/98 | 348.03                              | 0.00             | 42.31        | 305.72           | ND          | —           | 0.3           | ND            | ND                  | ND                  | ND              | —               | 2.19                    |
| MW-1†     | 02/22/99 | 348.03                              | 0.00             | 42.70        | 305.33           | 840         | —           | 40            | 17            | 5.4                 | 94                  | ND              | —               | 2.17                    |
| MW-1†     | 05/27/99 | 348.03                              | 0.00             | 41.51        | 306.52           | ND          | —           | ND            | ND            | ND                  | ND                  | ND              | —               | 2.03                    |
| MW-1†     | 09/16/99 | 348.03                              | 0.00             | 43.56        | 304.47           | ND          | —           | ND            | ND            | ND                  | ND                  | ND              | —               | 0.89                    |

## Summary of Groundwater Monitoring and Chemical Analysis

Former Mobil Station 04-H6J

| Sample ID | Date     | Casing           |                  |              |                  | Product     |             |               |               | Depth to Groundwater |        |       |    | Ethyl-benzene (ppb) | Total Xylenes (ppb) | MTBE 8020 (ppb) | MTBE 8260 (ppb) | Dissolved Oxygen (mg/L) |
|-----------|----------|------------------|------------------|--------------|------------------|-------------|-------------|---------------|---------------|----------------------|--------|-------|----|---------------------|---------------------|-----------------|-----------------|-------------------------|
|           |          | Elevation (feet) | Thickness (feet) | Water (feet) | Elevation (feet) | TPH-G (ppb) | TPH-D (ppb) | Benzene (ppb) | Toluene (ppb) |                      |        |       |    |                     |                     |                 |                 |                         |
| MW-1†     | 11/15/99 | 348.03           | 0.00             | 43.87        | 304.16           | ND          | —           | ND            | ND            | ND                   | ND     | ND    | ND | —                   | 4.97                |                 |                 |                         |
| MW-1†     | 03/02/00 | 348.03           | 0.00             | 40.88        | 307.15           | <50         | —           | <0.30         | <0.30         | <0.30                | <0.60  | <10   | —  | 4.17                |                     |                 |                 |                         |
| MW-1†     | 06/06/00 | 348.03           | 0.00             | 42.83        | 305.20           | <20         | —           | <0.20         | <0.20         | <0.20                | <0.60  | <0.30 | —  | 0.96                |                     |                 |                 |                         |
| MW-1†     | 08/29/00 | 348.03           | 0.00             | 44.82        | 303.21           | <50         | —           | <0.30         | <0.30         | <0.30                | <0.60  | <10   | —  | 1.90                |                     |                 |                 |                         |
| MW-1†     | 11/07/00 | 348.03           | 0.00             | 43.35        | 304.68           | <20         | —           | 0.25          | <0.20         | 0.25                 | <0.60  | <0.30 | —  | 2.04                |                     |                 |                 |                         |
| MW-1**    | 01/30/01 | 348.03           | —                | —            | —                | —           | —           | —             | —             | —                    | —      | —     | —  | —                   |                     |                 |                 |                         |
| MW-1†     | 04/19/01 | 348.03           | 0.00             | 43.87        | 304.16           | <20         | —           | <0.20         | <0.20         | 0.28                 | <0.60  | <0.30 | —  | 2.65                |                     |                 |                 |                         |
| MW-2      | 04/12/90 | 348.45           | 0.00             | 44.14        | 304.31           | 64,000      | —           | 5,500         | 7,600         | 1,900                | 7,800  | —     | —  | —                   |                     |                 |                 |                         |
| MW-2      | 10/18/90 | 348.45           | 0.00             | 43.18        | 305.27           | 83,000      | 10,000      | 6,800         | 9,100         | 2,400                | 11,000 | —     | —  | —                   |                     |                 |                 |                         |
| MW-2      | 08/06/91 | 348.45           | 0.00             | 39.19        | 309.26           | 160,000     | —           | 16,000        | 25,000        | 4,300                | 19,000 | —     | —  | —                   |                     |                 |                 |                         |
| MW-2      | 01/08/92 | 348.45           | 0.02             | 39.40        | 309.07           | —           | —           | —             | —             | —                    | —      | —     | —  | —                   |                     |                 |                 |                         |
| MW-2      | 04/30/92 | 348.45           | 0.00             | 40.50        | 307.95           | 71,000      | —           | 9,200         | 19,000        | 3,700                | 15,000 | —     | —  | —                   |                     |                 |                 |                         |
| MW-2      | 07/31/92 | 348.45           | 0.15             | 43.64        | 304.92           | —           | —           | —             | —             | —                    | —      | —     | —  | —                   |                     |                 |                 |                         |
| MW-2      | 10/27/92 | 348.45           | Trace            | 43.53        | 304.92           | —           | —           | —             | —             | —                    | —      | —     | —  | —                   |                     |                 |                 |                         |
| MW-2      | 01/22/93 | 348.45           | Trace            | 35.55        | 312.90           | —           | —           | —             | —             | —                    | —      | —     | —  | —                   |                     |                 |                 |                         |
| MW-2      | 04/05/93 | 348.45           | Trace            | 34.41        | 314.04           | —           | —           | —             | —             | —                    | —      | —     | —  | —                   |                     |                 |                 |                         |
| MW-2      | 07/06/93 | 348.45           | Trace            | 35.98        | 312.47           | —           | —           | —             | —             | —                    | —      | —     | —  | —                   |                     |                 |                 |                         |
| MW-2      | 11/30/93 | 348.45           | 0.48             | 38.78        | 310.03           | —           | —           | —             | —             | —                    | —      | —     | —  | —                   |                     |                 |                 |                         |
| MW-2      | 01/27/94 | 348.45           | 0.01             | 42.50        | 305.96           | —           | —           | —             | —             | —                    | —      | —     | —  | —                   |                     |                 |                 |                         |
| MW-2      | 04/25/94 | 348.45           | Trace            | 40.32        | 308.13           | —           | —           | —             | —             | —                    | —      | —     | —  | —                   |                     |                 |                 |                         |
| MW-2      | 07/08/94 | 348.45           | Trace            | 42.46        | 305.99           | —           | —           | —             | —             | —                    | —      | —     | —  | —                   |                     |                 |                 |                         |
| MW-2      | 10/05/94 | 348.45           | Trace            | 42.78        | 305.67           | —           | —           | —             | —             | —                    | —      | —     | —  | —                   |                     |                 |                 |                         |
| MW-2      | 02/21/95 | 348.45           | 0.12             | 34.88        | 313.66           | —           | —           | —             | —             | —                    | —      | —     | —  | —                   |                     |                 |                 |                         |
| MW-2      | 05/03/95 | 348.45           | 0.62             | 35.30        | 313.62           | —           | —           | —             | —             | —                    | —      | —     | —  | —                   |                     |                 |                 |                         |
| MW-2      | 08/04/95 | 348.45           | 0.20             | 37.21        | 311.39           | —           | —           | —             | —             | —                    | —      | —     | —  | —                   |                     |                 |                 |                         |
| MW-2      | 11/10/95 | 348.45           | 0.24             | 39.87        | 308.76           | —           | —           | —             | —             | —                    | —      | —     | —  | —                   |                     |                 |                 |                         |
| MW-2      | 02/12/96 | 348.45           | Trace            | 36.16        | 312.29           | —           | —           | —             | —             | —                    | —      | —     | —  | —                   |                     |                 |                 |                         |
| MW-2      | 05/17/96 | 348.45           | 0.00             | 35.95        | 312.50           | 57,000      | —           | 950           | 3,000         | 940                  | 6,500  | ND    | —  | —                   |                     |                 |                 |                         |
| MW-2      | 08/12/96 | 348.45           | 0.00             | 38.45        | 310.00           | 86,000      | —           | 18,000        | 16,000        | 1,700                | 10,000 | ND    | —  | —                   |                     |                 |                 |                         |
| MW-2      | 11/08/96 | 348.45           | 0.01             | 40.27        | 308.19           | —           | —           | —             | —             | —                    | —      | —     | —  | —                   |                     |                 |                 |                         |
| MW-2      | 02/12/97 | 348.45           | 0.00             | 34.37        | 314.08           | —           | —           | —             | —             | —                    | —      | —     | —  | —                   |                     |                 |                 |                         |
| MW-2**    | 03/17/97 | 348.45           | —                | —            | —                | —           | —           | —             | —             | —                    | —      | —     | —  | —                   |                     |                 |                 |                         |
| MW-2†     | 05/13/97 | 348.45           | 0.00             | 37.74        | 310.71           | 87,000      | —           | 12,000        | 14,000        | 1,300                | 8,100  | ND    | —  | —                   |                     |                 |                 |                         |
| MW-2      | 08/12/97 | 348.45           | 0.04             | 40.73        | 307.75           | —           | —           | —             | —             | —                    | —      | —     | —  | —                   |                     |                 |                 |                         |
| MW-2†     | 10/31/97 | 348.45           | 0.00             | 41.12        | 307.33           | 11,000      | —           | 320           | 450           | 300                  | 760    | 280   | —  | —                   |                     |                 |                 |                         |

## Summary of Groundwater Monitoring and Chemical Analysis

Former Mobil Station 04-H6J

| Sample ID | Date     | Casing Product Depth to Groundwater |                  |              |                  | TPH-G (ppb) | TPH-D (ppb) | Benzene (ppb) | Toluene (ppb) | Ethyl-benzene (ppb) | Total Xylenes (ppb) | MTBE 8020 (ppb) | MTBE 8260 (ppb) | Dissolved Oxygen (mg/L) |
|-----------|----------|-------------------------------------|------------------|--------------|------------------|-------------|-------------|---------------|---------------|---------------------|---------------------|-----------------|-----------------|-------------------------|
|           |          | Elevation (feet)                    | Thickness (feet) | Water (feet) | Elevation (feet) |             |             |               |               |                     |                     |                 |                 |                         |
| MW-2†     | 01/21/98 | 348.45                              | 0.00             | 40.75        | 307.70           | 27,000      | —           | 300           | 750           | 180                 | 2,500               | ND              | ND              | —                       |
| MW-2†     | 04/24/98 | 348.45                              | 0.00             | 36.48        | 311.97           | 11,000      | —           | 37            | 110           | 110                 | 1,300               | 72              | —               | 4.40                    |
| MW-2†     | 07/20/98 | 348.45                              | 0.00             | 39.38        | 309.07           | 23,000      | —           | 3,200         | 2,500         | 510                 | 1,800               | ND              | —               | 0.58                    |
| MW-2      | 10/21/98 | 348.45                              | —                | Dry          | —                | —           | —           | —             | —             | —                   | —                   | —               | —               | —                       |
| MW-2†     | 02/22/99 | 348.45                              | 0.00             | 41.26        | 307.19           | 14,000      | —           | 660           | 370           | 250                 | 1,000               | ND              | —               | 3.16                    |
| MW-2†     | 05/27/99 | 348.45                              | 0.00             | 41.57        | 306.88           | 12,000      | —           | 930           | 460           | 350                 | 1,300               | ND              | ND              | 2.86                    |
| MW-2†     | 09/16/99 | 348.45                              | 0.00             | 43.61        | 304.84           | 13,000      | —           | 220           | 100           | 300                 | 300                 | 99              | —               | 0.26                    |
| MW-2†     | 11/15/99 | 348.45                              | 0.00             | 43.71        | 304.74           | 8,800       | —           | ND<100        | ND<50         | 86                  | 140                 | 49              | ND<5            | 2.82                    |
| MW-2†     | 03/02/00 | 348.45                              | 0.00             | 40.90        | 307.55           | 11,000      | —           | 250           | 180           | 220                 | 1,200               | <50             | —               | 1.60                    |
| MW-2†     | 06/06/00 | 348.45                              | 0.00             | 42.68        | 305.77           | 8,400       | —           | 290           | 68            | 250                 | 100                 | <10             | —               | 0.31                    |
| MW-2†     | 08/29/00 | 348.45                              | 0.00             | 44.98        | 303.47           | 14,000      | —           | 170           | 86            | 440                 | 250                 | <10             | —               | 1.50                    |
| MW-2†     | 11/07/00 | 348.45                              | 0.00             | 43.46        | 304.99           | 18,000      | —           | 120           | 43            | 250                 | 150                 | 110             | <5              | 0.92                    |
| MW-2†     | 01/30/01 | 348.45                              | 0.00             | 44.73        | 303.72           | 18,000      | —           | 220           | 74            | 690                 | 240                 | <250            | —               | 0.32                    |
| MW-2†     | 04/19/01 | 348.45                              | 0.00             | 43.95        | 304.50           | 19,000      | —           | 150           | 37            | 440                 | 80                  | <200            | <5              | 1.26                    |
| MW-3      | 04/12/90 | 347.97                              | 0.00             | 23.18        | 324.79           | 2,100       | —           | 32            | 56            | 31                  | 170                 | —               | —               | —                       |
| MW-3      | 10/18/90 | 347.97                              | 0.00             | 14.28        | 333.69           | 110         | ND          | 3             | 3             | 1                   | 5                   | —               | —               | —                       |
| MW-3      | 08/06/91 | 347.97                              | —                | Dry          | —                | —           | —           | —             | —             | —                   | —                   | —               | —               | —                       |
| MW-3      | 01/08/92 | 347.97                              | 0.00             | 32.36        | 315.61           | 680         | —           | 8.9           | 26            | 8.5                 | 72                  | —               | —               | —                       |
| MW-3      | 04/30/92 | 347.97                              | —                | Dry          | —                | —           | —           | —             | —             | —                   | —                   | —               | —               | —                       |
| MW-3      | 07/31/92 | 347.97                              | —                | Dry          | —                | —           | —           | —             | —             | —                   | —                   | —               | —               | —                       |
| MW-3      | 10/27/92 | 347.97                              | —                | Dry          | —                | —           | —           | —             | —             | —                   | —                   | —               | —               | —                       |
| MW-3      | 01/22/93 | 347.97                              | 0.00             | 27.30        | 320.67           | 2,600       | —           | 240           | 300           | 170                 | 440                 | —               | —               | —                       |
| MW-3      | 04/05/93 | 347.97                              | —                | Dry          | —                | —           | —           | —             | —             | —                   | —                   | —               | —               | —                       |
| MW-3      | 07/06/93 | 347.97                              | —                | Dry          | —                | —           | —           | —             | —             | —                   | —                   | —               | —               | —                       |
| MW-3      | 11/30/93 | 347.97                              | —                | Dry          | —                | —           | —           | —             | —             | —                   | —                   | —               | —               | —                       |
| MW-3      | 01/27/94 | 347.97                              | —                | Dry          | —                | —           | —           | —             | —             | —                   | —                   | —               | —               | —                       |
| MW-3      | 04/25/94 | 347.97                              | —                | Dry          | —                | —           | —           | —             | —             | —                   | —                   | —               | —               | —                       |
| MW-3      | 07/08/94 | 347.97                              | —                | Dry          | —                | —           | —           | —             | —             | —                   | —                   | —               | —               | —                       |
| MW-3      | 02/21/95 | 347.97                              | —                | Dry          | —                | —           | —           | —             | —             | —                   | —                   | —               | —               | —                       |
| MW-3      | 05/03/95 | 347.97                              | —                | Dry          | —                | —           | —           | —             | —             | —                   | —                   | —               | —               | —                       |
| MW-3      | 08/04/95 | 347.97                              | —                | Dry          | —                | —           | —           | —             | —             | —                   | —                   | —               | —               | —                       |
| MW-3      | 11/10/95 | 347.97                              | —                | Dry          | —                | —           | —           | —             | —             | —                   | —                   | —               | —               | —                       |
| MW-3      | 02/12/96 | 347.97                              | —                | Dry          | —                | —           | —           | —             | —             | —                   | —                   | —               | —               | —                       |
| MW-3      | 05/17/96 | 347.97                              | —                | Dry          | —                | —           | —           | —             | —             | —                   | —                   | —               | —               | —                       |
| MW-3      | 08/12/96 | 347.97                              | —                | Dry          | —                | —           | —           | —             | —             | —                   | —                   | —               | —               | —                       |



## Summary of Groundwater Monitoring and Chemical Analysis

Former Mobil Station 04-H6J

| Sample ID | Date     | Casing Product Depth to Groundwater |                  |              |                  | Ethyl- Total MTBE MTBE Dissolved |             |               |               |               |               |            |            |               |
|-----------|----------|-------------------------------------|------------------|--------------|------------------|----------------------------------|-------------|---------------|---------------|---------------|---------------|------------|------------|---------------|
|           |          | Elevation (feet)                    | Thickness (feet) | Water (feet) | Elevation (feet) | TPH-G (ppb)                      | TPH-D (ppb) | Benzene (ppb) | Toluene (ppb) | benzene (ppb) | Xylenes (ppb) | 8020 (ppb) | 8260 (ppb) | Oxygen (mg/L) |
| MW-3      | 11/08/96 | 347.97                              | —                | Dry          | —                | —                                | —           | —             | —             | —             | —             | —          | —          | —             |
| MW-3      | 02/12/97 | 347.97                              | —                | Dry          | —                | —                                | —           | —             | —             | —             | —             | —          | —          | —             |
| MW-3†     | 03/17/97 | 347.97                              | 0.00             | 22.39        | 325.58           | ND                               | —           | ND            | ND            | ND            | ND            | ND         | —          | —             |
| MW-3†     | 05/13/97 | 347.97                              | 0.00             | 22.18        | 325.79           | ND                               | —           | ND            | ND            | ND            | ND            | ND         | —          | —             |
| MW-3†     | 08/12/97 | 347.97                              | 0.00             | 18.56        | 329.41           | ND                               | —           | ND            | ND            | ND            | ND            | ND         | —          | —             |
| MW-3      | 10/31/97 | 347.97                              | 0.00             | 17.81        | 330.16           | —                                | —           | —             | —             | —             | —             | —          | —          | —             |
| MW-3      | 01/21/98 | 347.97                              | 0.00             | 18.81        | 329.16           | —                                | —           | —             | —             | —             | —             | —          | —          | —             |
| MW-3      | 04/24/98 | 347.97                              | 0.00             | 16.81        | 331.16           | —                                | —           | —             | —             | —             | —             | —          | —          | 1.47          |
| MW-3      | 07/20/98 | 347.97                              | 0.00             | 18.00        | 329.97           | —                                | —           | —             | —             | —             | —             | —          | —          | 2.76          |
| MW-3      | 10/21/98 | 347.97                              | 0.00             | 19.37        | 328.60           | —                                | —           | —             | —             | —             | —             | —          | —          | 2.30          |
| MW-3      | 02/22/99 | 347.97                              | 0.00             | 19.82        | 328.15           | —                                | —           | —             | —             | —             | —             | —          | —          | 2.42          |
| MW-3      | 05/27/99 | 347.97                              | 0.00             | 18.34        | 329.63           | —                                | —           | —             | —             | —             | —             | —          | —          | 1.16          |
| MW-3      | 09/16/99 | 347.97                              | 0.00             | 18.53        | 329.44           | —                                | —           | —             | —             | —             | —             | —          | —          | 0.78          |
| MW-3      | 11/15/99 | 347.97                              | 0.00             | 20.40        | 327.57           | —                                | —           | —             | —             | —             | —             | —          | —          | 1.32          |
| MW-3      | 03/02/00 | 347.97                              | 0.00             | 18.02        | 329.95           | —                                | —           | —             | —             | —             | —             | —          | —          | 1.07          |
| MW-3      | 06/06/00 | 347.97                              | 0.00             | 18.33        | 329.64           | —                                | —           | —             | —             | —             | —             | —          | —          | 0.92          |
| MW-3      | 08/29/00 | 347.97                              | 0.00             | 17.31        | 330.66           | —                                | —           | —             | —             | —             | —             | —          | —          | 3.30          |
| MW-3      | 11/07/00 | 347.97                              | 0.00             | 17.67        | 330.30           | —                                | —           | —             | —             | —             | —             | —          | —          | 0.95          |
| MW-3      | 01/30/01 | 347.97                              | 0.00             | 16.61        | 331.36           | —                                | —           | —             | —             | —             | —             | —          | —          | 0.32          |
| MW-3      | 04/19/01 | 347.97                              | 0.00             | 16.52        | 331.45           | —                                | —           | —             | —             | —             | —             | —          | —          | 3.10          |
| MW-4      | 10/18/90 | 348.07                              | 0.00             | 43.16        | 304.91           | 9,600                            | 2,000       | 180           | 500           | 200           | 1,200         | —          | —          | —             |
| MW-4      | 08/06/91 | 348.07                              | 0.00             | 38.65        | 309.42           | 8,600                            | —           | 320           | 420           | 220           | 650           | —          | —          | —             |
| MW-4      | 01/08/92 | 348.07                              | 0.00             | 38.65        | 309.42           | 3,400                            | —           | 600           | 880           | 220           | 1,100         | —          | —          | —             |
| MW-4      | 04/30/92 | 348.07                              | 0.00             | 39.88        | 308.19           | 7,200                            | —           | 650           | 1,200         | 210           | 1,200         | —          | —          | —             |
| MW-4      | 07/31/92 | 348.07                              | 0.00             | 43.07        | 305.00           | 3,800                            | —           | 320           | 340           | 120           | 360           | —          | —          | —             |
| MW-4      | 10/27/92 | 348.07                              | 0.00             | 42.78        | 305.29           | 9,000                            | —           | 440           | 750           | 190           | 900           | —          | —          | —             |
| MW-4      | 01/22/93 | 348.07                              | 0.00             | 34.76        | 313.31           | 12,000                           | —           | 540           | 1,200         | 320           | 1,900         | —          | —          | —             |
| MW-4      | 04/05/93 | 348.07                              | 0.00             | 33.61        | 314.46           | 1,100                            | —           | 34            | 18            | 12            | 31            | —          | —          | —             |
| MW-4      | 07/06/93 | 348.07                              | 0.00             | 35.37        | 312.70           | 4,000                            | —           | 220           | 300           | 43            | 440           | —          | —          | —             |
| MW-4      | 11/30/93 | 348.07                              | 0.00             | 37.78        | 310.29           | 1,400                            | —           | 140           | 83            | 54            | 110           | —          | —          | —             |
| MW-4      | 01/27/94 | 348.07                              | 0.00             | 42.10        | 305.97           | 910                              | —           | 140           | 75            | 24            | 94            | —          | —          | —             |
| MW-4      | 04/25/94 | 348.07                              | 0.00             | 40.28        | 307.79           | —                                | —           | —             | —             | —             | —             | —          | —          | —             |
| MW-4      | 04/26/94 | 348.07                              | —                | —            | —                | 27,000                           | —           | 1,200         | 1,800         | 580           | 2,500         | —          | —          | —             |
| MW-4      | 07/08/94 | 348.07                              | 0.00             | 41.38        | 306.69           | 540                              | —           | 57            | 47            | 17            | 43            | —          | —          | —             |
| MW-4      | 10/05/94 | 348.07                              | 0.00             | 42.17        | 305.90           | 3,200                            | —           | 230           | 280           | 73            | 210           | —          | —          | —             |

## Summary of Groundwater Monitoring and Chemical Analysis

Former Mobil Station 04-H6J

| Sample ID | Date     | Casing Product Depth to Groundwater |                  |              |                  | TPH-G (ppb) | TPH-D (ppb) | Benzene (ppb) | Toluene (ppb) | Ethyl-benzene (ppb) | Total Xylenes (ppb) | MTBE 8020 (ppb) | MTBE 8260 (ppb) | Dissolved Oxygen (mg/L) |
|-----------|----------|-------------------------------------|------------------|--------------|------------------|-------------|-------------|---------------|---------------|---------------------|---------------------|-----------------|-----------------|-------------------------|
|           |          | Elevation (feet)                    | Thickness (feet) | Water (feet) | Elevation (feet) |             |             |               |               |                     |                     |                 |                 |                         |
| MW-4      | 02/21/95 | 348.07                              | 0.02             | 34.87        | 313.22           | —           | —           | —             | —             | —                   | —                   | —               | —               | —                       |
| MW-4      | 05/03/95 | 348.07                              | 0.00             | 34.81        | 313.26           | —           | —           | —             | —             | —                   | —                   | —               | —               | —                       |
| MW-4      | 05/04/95 | 348.07                              | —                | —            | —                | 1,700       | —           | 100           | 200           | 50                  | 240                 | —               | —               | —                       |
| MW-4      | 08/04/95 | 348.07                              | 0.00             | 37.18        | 310.89           | 2,500       | —           | 92            | 67            | 49                  | 150                 | 12              | —               | —                       |
| MW-4      | 11/10/95 | 348.07                              | 0.00             | 39.86        | 308.21           | 11,000      | —           | 1,100         | 590           | 420                 | 1,200               | —               | —               | —                       |
| MW-4      | 02/12/96 | 348.07                              | 0.00             | 36.38        | 311.69           | 77          | —           | 4.5           | 2.4           | ND                  | 2.8                 | 17              | —               | —                       |
| MW-4      | 05/17/96 | 348.07                              | 0.00             | 36.00        | 312.07           | 470         | —           | 50            | ND            | ND                  | 8.9                 | ND              | —               | —                       |
| MW-4      | 08/12/96 | 348.07                              | 0.00             | 38.63        | 309.44           | 4,000       | —           | 830           | 180           | 160                 | 250                 | ND              | —               | —                       |
| MW-4      | 11/08/96 | 348.07                              | 0.00             | 40.28        | 307.79           | 1,100       | —           | 160           | 35            | 41                  | 110                 | ND              | —               | —                       |
| MW-4      | 02/12/97 | 348.07                              | 0.00             | 34.45        | 313.62           | —           | —           | —             | —             | —                   | —                   | —               | —               | —                       |
| MW-4†     | 03/17/97 | 348.07                              | 0.00             | 37.25        | 310.82           | 2,100       | —           | 200           | 40            | 54                  | 74                  | ND              | —               | —                       |
| MW-4†     | 05/13/97 | 348.07                              | 0.00             | 37.92        | 310.15           | 2,200       | —           | 320           | 72            | 67                  | 100                 | ND              | —               | —                       |
| MW-4†     | 08/12/97 | 348.07                              | 0.00             | 40.87        | 307.20           | 2,200       | —           | 310           | 31            | 59                  | 68                  | ND              | —               | —                       |
| MW-4†     | 10/31/97 | 348.07                              | 0.00             | 41.21        | 306.86           | 1,000       | —           | 160           | ND            | 15                  | 28                  | ND              | —               | —                       |
| MW-4†     | 01/21/98 | 348.07                              | 0.00             | 41.20        | 306.87           | 610         | —           | 17            | 2.4           | 27                  | 5.3                 | ND              | —               | —                       |
| MW-4†     | 04/24/98 | 348.07                              | 0.00             | 36.90        | 311.17           | 460         | —           | 5.0           | 1.2           | 3.0                 | ND                  | ND              | —               | 4.05                    |
| MW-4†     | 07/20/98 | 348.07                              | 0.00             | 39.56        | 308.51           | 1,700       | —           | 79            | 12            | 40                  | 16                  | ND              | —               | 0.73                    |
| MW-4†     | 10/21/98 | 348.07                              | 0.00             | 40.51        | 307.56           | 2,000       | —           | 200           | 59            | 51                  | 90                  | ND              | —               | 0.21                    |
| MW-4†     | 02/22/99 | 348.07                              | 0.00             | 41.46        | 306.61           | 920         | —           | 45            | 21            | 6.3                 | 100                 | ND              | —               | 0.74                    |
| MW-4†     | 05/27/99 | 348.07                              | 0.00             | 41.71        | 306.36           | 670         | —           | 67            | 9.0           | 4.7                 | 40                  | ND              | —               | 0.98                    |
| MW-4†     | 09/16/99 | 348.07                              | 0.00             | 43.71        | 304.36           | 3,000       | —           | 150           | 34            | 6.2                 | 150                 | ND              | —               | 0.36                    |
| MW-4†     | 11/15/99 | 348.07                              | 0.00             | 44.15        | 303.92           | ND          | —           | ND            | ND            | ND                  | ND                  | ND              | —               | 2.87                    |
| MW-4†     | 03/02/00 | 348.07                              | 0.00             | 41.08        | 306.99           | 240         | —           | 10            | 0.69          | <0.30               | 6.5                 | <10             | —               | 3.02                    |
| MW-4†     | 06/06/00 | 348.07                              | 0.00             | 43.09        | 304.98           | <20         | —           | <0.20         | 0.26          | <0.20               | <0.60               | <0.30           | —               | 0.48                    |
| MW-4†     | 08/29/00 | 348.07                              | 0.00             | 45.05        | 303.02           | 620         | —           | 16            | 14            | 12                  | 20                  | <10             | —               | 0.20                    |
| MW-4†     | 11/07/00 | 348.07                              | 0.00             | 43.65        | 304.42           | 410         | —           | 10            | 5.2           | 7.7                 | 51                  | <5.0            | —               | 1.58                    |
| MW-4†     | 01/30/01 | 348.07                              | 0.00             | 44.81        | 303.26           | 350         | —           | 15            | 5.4           | 16                  | 56                  | <1.0            | —               | 0.74                    |
| MW-4†     | 04/19/01 | 348.07                              | 0.00             | 44.10        | 303.97           | 330         | —           | 12            | 3.4           | 11                  | 50                  | <5.0            | —               | 3.70                    |
| MW-5      | 10/18/90 | 347.97                              | —                | **           | —                | —           | —           | —             | —             | —                   | —                   | —               | —               | —                       |
| MW-5      | 08/06/91 | 347.97                              | 0.00             | 34.25        | 313.72           | —           | —           | —             | —             | —                   | —                   | —               | —               | —                       |
| MW-5      | 01/08/92 | 347.97                              | 0.00             | 34.22        | 313.75           | —           | —           | —             | —             | —                   | —                   | —               | —               | —                       |
| MW-5      | 04/30/92 | 347.97                              | —                | Dry          | —                | —           | —           | —             | —             | —                   | —                   | —               | —               | —                       |
| MW-5      | 07/31/92 | 347.97                              | —                | Dry          | —                | —           | —           | —             | —             | —                   | —                   | —               | —               | —                       |
| MW-5      | 10/27/92 | 347.97                              | —                | Dry          | —                | —           | —           | —             | —             | —                   | —                   | —               | —               | —                       |
| MW-5      | 01/22/93 | 347.97                              | —                | Dry          | —                | —           | —           | —             | —             | —                   | —                   | —               | —               | —                       |

## Summary of Groundwater Monitoring and Chemical Analysis

Former Mobil Station 04-H6J

| Sample ID | Date     | Casing Product Depth to Groundwater |                  |              |                  | Ethyl- Total MTBE MTBE Dissolved |             |               |               |               |               |            |            |               |
|-----------|----------|-------------------------------------|------------------|--------------|------------------|----------------------------------|-------------|---------------|---------------|---------------|---------------|------------|------------|---------------|
|           |          | Elevation (feet)                    | Thickness (feet) | Water (feet) | Elevation (feet) | TPH-G (ppb)                      | TPH-D (ppb) | Benzene (ppb) | Toluene (ppb) | benzene (ppb) | Xylenes (ppb) | 8020 (ppb) | 8260 (ppb) | Oxygen (mg/L) |
| MW-5      | 04/05/93 | 347.97                              | —                | Dry          | —                | —                                | —           | —             | —             | —             | —             | —          | —          | —             |
| MW-5      | 07/06/93 | 347.97                              | —                | Dry          | —                | —                                | —           | —             | —             | —             | —             | —          | —          | —             |
| MW-5      | 11/30/93 | 347.97                              | —                | Dry          | —                | —                                | —           | —             | —             | —             | —             | —          | —          | —             |
| MW-5      | 01/27/94 | 347.97                              | —                | Dry          | —                | —                                | —           | —             | —             | —             | —             | —          | —          | —             |
| MW-5      | 04/25/94 | 347.97                              | 0.00             | 34.23        | 313.74           | —                                | —           | —             | —             | —             | —             | —          | —          | —             |
| MW-5      | 07/08/94 | 347.97                              | —                | Dry          | —                | —                                | —           | —             | —             | —             | —             | —          | —          | —             |
| MW-5      | 02/21/95 | 347.97                              | —                | Dry          | —                | —                                | —           | —             | —             | —             | —             | —          | —          | —             |
| MW-5      | 05/03/95 | 347.97                              | —                | Dry          | —                | —                                | —           | —             | —             | —             | —             | —          | —          | —             |
| MW-5      | 08/04/95 | 347.97                              | —                | Dry          | —                | —                                | —           | —             | —             | —             | —             | —          | —          | —             |
| MW-5      | 11/10/95 | 347.97                              | —                | Dry          | —                | —                                | —           | —             | —             | —             | —             | —          | —          | —             |
| MW-5      | 02/12/96 | 347.97                              | —                | Dry          | —                | —                                | —           | —             | —             | —             | —             | —          | —          | —             |
| MW-5      | 05/17/96 | 347.97                              | —                | Dry          | —                | —                                | —           | —             | —             | —             | —             | —          | —          | —             |
| MW-5      | 08/12/96 | 347.97                              | —                | Dry          | —                | —                                | —           | —             | —             | —             | —             | —          | —          | —             |
| MW-5      | 11/08/96 | 347.97                              | —                | Dry          | —                | —                                | —           | —             | —             | —             | —             | —          | —          | —             |
| MW-5      | 02/12/97 | 347.97                              | —                | Dry          | —                | —                                | —           | —             | —             | —             | —             | —          | —          | —             |
| MW-5      | 03/17/97 | 347.97                              | 0.00             | 34.21        | 313.76           | —                                | —           | —             | —             | —             | —             | —          | —          | —             |
| MW-5      | 05/13/97 | 347.97                              | —                | —            | —                | —                                | —           | —             | —             | —             | —             | —          | —          | —             |
| MW-5***   | 08/12/97 | 347.97                              | 0.00             | 34.22        | 313.75           | —                                | —           | —             | —             | —             | —             | —          | —          | —             |
| MW-5      | 10/31/97 | 347.97                              | 0.00             | 34.19        | 313.78           | —                                | —           | —             | —             | —             | —             | —          | —          | —             |
| MW-5      | 01/21/98 | 347.97                              | 0.00             | 31.25        | 316.72           | —                                | —           | —             | —             | —             | —             | —          | —          | —             |
| MW-5      | 04/24/98 | 347.97                              | 0.00             | 34.21        | 313.76           | —                                | —           | —             | —             | —             | —             | —          | —          | 3.43          |
| MW-5      | 07/20/98 | 347.97                              | 0.00             | 34.21        | 313.76           | —                                | —           | —             | —             | —             | —             | —          | —          | 0.55          |
| MW-5      | 10/21/98 | 347.97                              | 0.00             | 34.20        | 313.77           | —                                | —           | —             | —             | —             | —             | —          | —          | 3.07          |
| MW-5      | 02/22/99 | 347.97                              | 0.00             | 34.25        | 313.72           | —                                | —           | —             | —             | —             | —             | —          | —          | 3.45          |
| MW-5      | 05/27/99 | 347.97                              | 0.00             | 34.01        | 313.96           | —                                | —           | —             | —             | —             | —             | —          | —          | 3.14          |
| MW-5      | 09/16/99 | 347.97                              | 0.00             | 34.10        | 313.87           | —                                | —           | —             | —             | —             | —             | —          | —          | 5.48          |
| MW-5      | 11/15/99 | 347.97                              | 0.00             | 35.21        | 312.76           | —                                | —           | —             | —             | —             | —             | —          | —          | 3.44          |
| MW-5**    | 03/02/00 | 347.97                              | —                | —            | —                | —                                | —           | —             | —             | —             | —             | —          | —          | —             |
| MW-5**    | 06/06/00 | 347.97                              | —                | —            | —                | —                                | —           | —             | —             | —             | —             | —          | —          | —             |
| MW-5      | 08/29/00 | 347.97                              | 0.00             | 33.95        | 314.02           | —                                | —           | —             | —             | —             | —             | —          | —          | 2.40          |
| MW-5      | 11/07/00 | 347.97                              | 0.00             | 33.99        | 313.98           | —                                | —           | —             | —             | —             | —             | —          | —          | 0.91          |
| MW-5      | 01/30/01 | 347.97                              | 0.00             | 33.84        | 314.13           | —                                | —           | —             | —             | —             | —             | —          | —          | 0.49          |
| MW-5      | 04/19/01 | 347.97                              | 0.00             | 33.62        | 314.35           | —                                | —           | —             | —             | —             | —             | —          | —          | 2.59          |
| MW-6      | 10/18/90 | 348.23                              | 0.00             | 43.60        | 304.63           | 3,000                            | ND          | 1,300         | 150           | 120           | 85            | —          | —          | —             |
| MW-6      | 08/06/91 | 348.23                              | 0.00             | 39.07        | 309.16           | 1,600                            | —           | 220           | 10            | 5.2           | 14            | —          | —          | —             |

## Summary of Groundwater Monitoring and Chemical Analysis

Former Mobil Station 04-H6J

| Sample ID | Date     | Casing Product Depth to Groundwater |                  |              |                  | TPH-G (ppb) | TPH-D (ppb) | Benzene (ppb) | Toluene (ppb) | Ethyl-benzene (ppb) | Total Xylenes (ppb) | MTBE 8020 (ppb) | MTBE 8260 (ppb) | Dissolved Oxygen (mg/L) |
|-----------|----------|-------------------------------------|------------------|--------------|------------------|-------------|-------------|---------------|---------------|---------------------|---------------------|-----------------|-----------------|-------------------------|
|           |          | Elevation (feet)                    | Thickness (feet) | Water (feet) | Elevation (feet) |             |             |               |               |                     |                     |                 |                 |                         |
| MW-6      | 01/08/92 | 348.23                              | 0.00             | 39.18        | 309.05           | 370         | —           | 81            | 3.9           | 4.5                 | 2.9                 | —               | —               | —                       |
| MW-6      | 04/30/92 | 348.23                              | 0.00             | 40.46        | 307.77           | 610         | —           | 180           | 8.4           | 6.8                 | 3.3                 | —               | —               | —                       |
| MW-6      | 07/31/92 | 348.23                              | 0.00             | 43.61        | 304.62           | 96          | —           | 1,500         | 1,500         | 370                 | 1,100               | —               | —               | —                       |
| MW-6      | 10/27/92 | 348.23                              | 0.00             | 43.68        | 304.55           | 9,400       | —           | 27            | ND            | 6                   | 10                  | —               | —               | —                       |
| MW-6      | 01/22/93 | 348.23                              | 0.00             | 35.66        | 312.57           | 250         | —           | 12            | 2.4           | 1.4                 | 1.9                 | —               | —               | —                       |
| MW-6      | 04/05/93 | 348.23                              | 0.00             | 34.41        | 313.82           | 190         | —           | 2.3           | 0.99          | ND                  | 0.5                 | —               | —               | —                       |
| MW-6      | 07/06/93 | 348.23                              | 0.00             | 36.01        | 312.22           | 99          | —           | 1.4           | 0.54          | ND                  | ND                  | —               | —               | —                       |
| MW-6      | 11/30/93 | 348.23                              | 0.00             | 38.36        | 309.87           | 86          | —           | 9.1           | ND            | ND                  | ND                  | —               | —               | —                       |
| MW-6      | 01/27/94 | 348.23                              | 0.00             | 42.57        | 305.66           | 140         | —           | 1.7           | ND            | ND                  | ND                  | —               | —               | —                       |
| MW-6      | 04/25/94 | 348.23                              | 0.00             | 40.77        | 307.46           | —           | —           | —             | —             | —                   | —                   | —               | —               | —                       |
| MW-6      | 04/26/94 | 348.23                              | —                | —            | —                | 330         | —           | 40            | ND            | ND                  | ND                  | —               | —               | —                       |
| MW-6      | 07/08/94 | 348.23                              | 0.00             | 41.82        | 306.41           | 170         | —           | 8.8           | 9.2           | 3.5                 | 12                  | —               | —               | —                       |
| MW-6      | 10/05/94 | 348.23                              | 0.00             | 42.64        | 305.59           | 600         | —           | 100           | 5.6           | 11                  | 12                  | —               | —               | —                       |
| MW-6      | 02/21/95 | 348.23                              | 0.01             | 35.55        | 312.69           | —           | —           | —             | —             | —                   | —                   | —               | —               | —                       |
| MW-6      | 05/03/95 | 348.23                              | 0.00             | 35.47        | 312.76           | —           | —           | —             | —             | —                   | —                   | —               | —               | —                       |
| MW-6      | 05/04/95 | 348.23                              | —                | —            | —                | 350         | —           | 6.8           | 1.8           | 7.4                 | 7.1                 | —               | —               | —                       |
| MW-6      | 08/04/95 | 348.23                              | 0.00             | 37.72        | 310.51           | 150         | —           | 3.8           | 1.7           | ND                  | 1.1                 | 6.5             | —               | —                       |
| MW-6      | 11/10/95 | 348.23                              | 0.00             | 40.31        | 307.92           | 130         | —           | 6.6           | 0.96          | 1.6                 | 1.7                 | —               | —               | —                       |
| MW-6      | 02/12/96 | 348.23                              | 0.00             | 36.92        | 311.31           | 65          | —           | 2.8           | 1.6           | 0.57                | 1.3                 | 5.2             | —               | —                       |
| MW-6      | 05/17/96 | 348.23                              | 0.00             | 36.56        | 311.67           | 91          | —           | 2.8           | ND            | ND                  | ND                  | ND              | —               | —                       |
| MW-6      | 08/12/96 | 348.23                              | 0.00             | 39.12        | 309.11           | 75          | —           | 4.6           | 2.6           | ND                  | 1.7                 | ND              | —               | —                       |
| MW-6      | 11/08/96 | 348.23                              | 0.00             | 40.69        | 307.54           | 60          | —           | 2.5           | 0.60          | 0.50                | 0.68                | ND              | —               | —                       |
| MW-6      | 02/12/97 | 348.23                              | 0.00             | 34.99        | 313.24           | —           | —           | —             | —             | —                   | —                   | —               | —               | —                       |
| MW-6†     | 03/17/97 | 348.23                              | 0.00             | 37.76        | 310.47           | ND          | —           | ND            | ND            | ND                  | ND                  | ND              | —               | —                       |
| MW-6†     | 05/13/97 | 348.23                              | 0.00             | 38.45        | 309.78           | ND          | —           | ND            | ND            | ND                  | ND                  | ND              | —               | —                       |
| MW-6†     | 08/12/97 | 348.23                              | 0.00             | 41.33        | 306.90           | 68          | —           | 1.3           | ND            | ND                  | ND                  | ND              | —               | —                       |
| MW-6†     | 10/31/97 | 348.23                              | 0.00             | 41.68        | 306.55           | ND          | —           | ND            | ND            | ND                  | ND                  | ND              | —               | —                       |
| MW-6†     | 01/21/98 | 348.23                              | 0.00             | 41.62        | 306.61           | 180         | —           | 2.1           | ND            | 0.4                 | ND                  | ND              | —               | —                       |
| MW-6†     | 04/24/98 | 348.23                              | 0.00             | 37.42        | 310.81           | 100         | —           | 1.0           | ND            | ND                  | ND                  | ND              | —               | 4.51                    |
| MW-6†     | 07/20/98 | 348.23                              | 0.00             | 40.01        | 308.22           | 280         | —           | 1.5           | 6.0           | 1.2                 | 1.2                 | ND              | —               | 1.86                    |
| MW-6†     | 10/21/98 | 348.23                              | 0.00             | 42.93        | 305.30           | 590         | —           | 9.1           | 7.7           | ND                  | 1.1                 | ND              | —               | 4.63                    |
| MW-6†     | 02/22/99 | 348.23                              | 0.00             | 41.83        | 306.40           | 170         | —           | ND            | 4.4           | ND                  | ND                  | ND              | —               | 3.79                    |
| MW-6†     | 05/27/99 | 348.23                              | 0.00             | 42.13        | 306.10           | 160         | —           | ND            | 3.7           | ND                  | 0.9                 | ND              | —               | 1.11                    |
| MW-6†     | 09/16/99 | 348.23                              | 0.00             | 44.27        | 303.96           | 70          | —           | ND            | ND            | ND                  | ND                  | ND              | —               | 1.70                    |
| MW-6†     | 11/15/99 | 348.23                              | 0.00             | 44.65        | 303.58           | ND          | —           | ND            | ND            | ND                  | ND                  | ND              | —               | 3.17                    |
| MW-6†     | 03/02/00 | 348.23                              | 0.00             | 41.50        | 306.73           | <50         | —           | <0.30         | <0.30         | <0.30               | <0.60               | <10             | —               | 3.12                    |

## Summary of Groundwater Monitoring and Chemical Analysis

Former Mobil Station 04-H6J

| Sample ID | Date     | Casing Product Depth to Groundwater |                  |              |                  | Ethyl- Total MTBE MTBE Dissolved |             |               |               |               |               |            |            |               |
|-----------|----------|-------------------------------------|------------------|--------------|------------------|----------------------------------|-------------|---------------|---------------|---------------|---------------|------------|------------|---------------|
|           |          | Elevation (feet)                    | Thickness (feet) | Water (feet) | Elevation (feet) | TPH-G (ppb)                      | TPH-D (ppb) | Benzene (ppb) | Toluene (ppb) | benzene (ppb) | Xylenes (ppb) | 8020 (ppb) | 8260 (ppb) | Oxygen (mg/L) |
| MW-6†     | 06/06/00 | 348.23                              | 0.00             | 44.48        | 303.75           | 58                               | —           | <1.0          | 1.8           | <0.20         | <0.60         | <0.30      | —          | 1.48          |
| MW-6†     | 08/29/00 | 348.23                              | 0.00             | 45.43        | 302.80           | 150                              | —           | <0.30         | 4.1           | <0.30         | 0.64          | <10        | —          | 0.30          |
| MW-6†     | 11/07/00 | 348.23                              | 0.00             | 44.05        | 304.18           | <20                              | —           | <0.20         | <0.20         | <0.20         | <0.60         | <0.30      | —          | 0.97          |
| MW-6†     | 01/30/01 | 348.23                              | 0.00             | 45.12        | 303.11           | 30                               | —           | <0.20         | <0.20         | <0.20         | <0.60         | <0.30      | —          | 0.36          |
| MW-6†     | 04/19/01 | 348.23                              | 0.00             | 44.48        | 303.75           | 51                               | —           | <0.20         | 0.32          | 0.66          | 1.2           | <5.0       | —          | 2.10          |
| MW-7      | 10/18/90 | 347.90                              | 0.00             | 9.26         | 338.64           | ND                               | ND          | 0             | 0.5           | ND            | 0.8           | —          | —          | —             |
| MW-7      | 08/06/91 | 347.90                              | —                | Dry          | —                | —                                | —           | —             | —             | —             | —             | —          | —          | —             |
| MW-7      | 01/08/92 | 347.90                              | 0.00             | 23.79        | 324.11           | 220                              | —           | 7.8           | 1.7           | ND            | 0.55          | —          | —          | —             |
| MW-7      | 04/30/92 | 347.90                              | —                | Dry          | —                | —                                | —           | —             | —             | —             | —             | —          | —          | —             |
| MW-7      | 07/31/92 | 347.90                              | —                | Dry          | —                | —                                | —           | —             | —             | —             | —             | —          | —          | —             |
| MW-7      | 10/27/92 | 347.90                              | —                | Dry          | —                | —                                | —           | —             | —             | —             | —             | —          | —          | —             |
| MW-7      | 01/22/93 | 347.90                              | —                | Dry          | —                | —                                | —           | —             | —             | —             | —             | —          | —          | —             |
| MW-7      | 04/05/93 | 347.90                              | —                | Dry          | —                | —                                | —           | —             | —             | —             | —             | —          | —          | —             |
| MW-7      | 07/06/93 | 347.90                              | —                | Dry          | —                | —                                | —           | —             | —             | —             | —             | —          | —          | —             |
| MW-7      | 11/30/93 | 347.90                              | —                | Dry          | —                | —                                | —           | —             | —             | —             | —             | —          | —          | —             |
| MW-7      | 01/27/94 | 347.90                              | —                | Dry          | —                | —                                | —           | —             | —             | —             | —             | —          | —          | —             |
| MW-7      | 04/25/94 | 347.90                              | —                | Dry          | —                | —                                | —           | —             | —             | —             | —             | —          | —          | —             |
| MW-7      | 07/08/94 | 347.90                              | —                | Dry          | —                | —                                | —           | —             | —             | —             | —             | —          | —          | —             |
| MW-7      | 02/21/95 | 347.90                              | —                | Dry          | —                | —                                | —           | —             | —             | —             | —             | —          | —          | —             |
| MW-7      | 05/03/95 | 347.90                              | —                | Dry          | —                | —                                | —           | —             | —             | —             | —             | —          | —          | —             |
| MW-7      | 08/04/95 | 347.90                              | —                | Dry          | —                | —                                | —           | —             | —             | —             | —             | —          | —          | —             |
| MW-7      | 11/10/95 | 347.90                              | —                | Dry          | —                | —                                | —           | —             | —             | —             | —             | —          | —          | —             |
| MW-7      | 02/12/96 | 347.90                              | —                | Dry          | —                | —                                | —           | —             | —             | —             | —             | —          | —          | —             |
| MW-7      | 05/17/96 | 347.90                              | —                | Dry          | —                | —                                | —           | —             | —             | —             | —             | —          | —          | —             |
| MW-7      | 08/12/96 | 347.90                              | —                | Dry          | —                | —                                | —           | —             | —             | —             | —             | —          | —          | —             |
| MW-7      | 11/08/96 | 347.90                              | —                | Dry          | —                | —                                | —           | —             | —             | —             | —             | —          | —          | —             |
| MW-7      | 02/12/97 | 347.90                              | —                | Dry          | —                | —                                | —           | —             | —             | —             | —             | —          | —          | —             |
| MW-7      | 03/17/97 | 347.90                              | —                | Dry          | —                | —                                | —           | —             | —             | —             | —             | —          | —          | —             |
| MW-7      | 05/13/97 | 347.90                              | —                | —            | —                | —                                | —           | —             | —             | —             | —             | —          | —          | —             |
| MW-7      | 08/12/97 | 347.90                              | —                | Dry          | —                | —                                | —           | —             | —             | —             | —             | —          | —          | —             |
| MW-7      | 10/31/97 | 347.90                              | —                | Dry          | —                | —                                | —           | —             | —             | —             | —             | —          | —          | —             |
| MW-7      | 01/21/98 | 347.90                              | —                | Dry          | —                | —                                | —           | —             | —             | —             | —             | —          | —          | —             |
| MW-7      | 04/24/98 | 347.90                              | 0.00             | 24.44        | 323.46           | —                                | —           | —             | —             | —             | —             | —          | —          | 0.45          |
| MW-7      | 07/20/98 | 347.90                              | —                | Dry          | —                | —                                | —           | —             | —             | —             | —             | —          | —          | —             |
| MW-7      | 10/21/98 | 347.90                              | —                | Dry          | —                | —                                | —           | —             | —             | —             | —             | —          | —          | —             |

## Summary of Groundwater Monitoring and Chemical Analysis

Former Mobil Station 04-H6J

| Sample ID | Date     | Casing Product Depth to Groundwater |                  |              |        | Elevation (feet) | TPH-G (ppb) | TPH-D (ppb) | Benzene (ppb) | Toluene (ppb) | Ethyl-benzene (ppb) | Total Xylenes (ppb) | MTBE 8020 (ppb) | MTBE 8260 (ppb) | Dissolved Oxygen (mg/L) |
|-----------|----------|-------------------------------------|------------------|--------------|--------|------------------|-------------|-------------|---------------|---------------|---------------------|---------------------|-----------------|-----------------|-------------------------|
|           |          | Elevation (feet)                    | Thickness (feet) | Water (feet) |        |                  |             |             |               |               |                     |                     |                 |                 |                         |
| MW-7      | 02/22/99 | 347.90                              | 0.00             | 23.69        | 324.21 | —                | —           | —           | —             | —             | —                   | —                   | —               | —               |                         |
| MW-7      | 05/27/99 | 347.90                              | 0.00             | 23.67        | 324.23 | —                | —           | —           | —             | —             | —                   | —                   | —               | 1.30            |                         |
| MW-7      | 09/16/99 | 347.90                              | 0.00             | 23.19        | 324.71 | —                | —           | —           | —             | —             | —                   | —                   | —               | 0.64            |                         |
| MW-7      | 11/15/99 | 347.90                              | —                | Dry          | —      | —                | —           | —           | —             | —             | —                   | —                   | —               | —               |                         |
| MW-7      | 03/02/00 | 347.90                              | 0.00             | 18.10        | 329.80 | —                | —           | —           | —             | —             | —                   | —                   | —               | 1.73            |                         |
| MW-7      | 06/06/00 | 347.90                              | 0.00             | 24.19        | 323.71 | —                | —           | —           | —             | —             | —                   | —                   | —               | 0.73            |                         |
| MW-7      | 08/29/00 | 347.90                              | 0.00             | 19.40        | 328.50 | —                | —           | —           | —             | —             | —                   | —                   | —               | 1.10            |                         |
| MW-7      | 11/07/00 | 347.90                              | 0.00             | 20.20        | 327.70 | —                | —           | —           | —             | —             | —                   | —                   | —               | 1.05            |                         |
| MW-7      | 01/30/01 | 347.90                              | 0.00             | 18.77        | 329.13 | —                | —           | —           | —             | —             | —                   | —                   | —               | 0.31            |                         |
| MW-7      | 04/19/01 | 347.90                              | 0.00             | 17.26        | 330.64 | —                | —           | —           | —             | —             | —                   | —                   | —               | 2.57            |                         |
| MW-8      | 10/18/90 | 348.90                              | 0.00             | 11.30        | 337.60 | 900              | ND          | 3           | 5             | 7             | 62                  | —                   | —               | —               |                         |
| MW-8      | 08/06/91 | 348.90                              | —                | Dry          | —      | —                | —           | —           | —             | —             | —                   | —                   | —               | —               |                         |
| MW-8      | 01/08/92 | 348.90                              | —                | Dry          | —      | —                | —           | —           | —             | —             | —                   | —                   | —               | —               |                         |
| MW-8      | 04/30/92 | 348.90                              | —                | Dry          | —      | —                | —           | —           | —             | —             | —                   | —                   | —               | —               |                         |
| MW-8      | 07/31/92 | 348.90                              | 0.00             | 12.04        | 336.86 | 270*             | —           | ND          | ND            | ND            | 1.3                 | —                   | —               | —               |                         |
| MW-8      | 10/27/92 | 348.90                              | —                | Dry          | —      | —                | —           | —           | —             | —             | —                   | —                   | —               | —               |                         |
| MW-8      | 01/22/93 | 348.90                              | —                | Dry          | —      | —                | —           | —           | —             | —             | —                   | —                   | —               | —               |                         |
| MW-8      | 04/05/93 | 348.90                              | —                | Dry          | —      | —                | —           | —           | —             | —             | —                   | —                   | —               | —               |                         |
| MW-8      | 07/06/93 | 348.90                              | 0.00             | 7.48         | 341.42 | ND               | —           | ND          | ND            | ND            | ND                  | —                   | —               | —               |                         |
| MW-8      | 11/30/93 | 348.90                              | —                | Dry          | —      | —                | —           | —           | —             | —             | —                   | —                   | —               | —               |                         |
| MW-8      | 01/27/94 | 348.90                              | —                | Dry          | —      | —                | —           | —           | —             | —             | —                   | —                   | —               | —               |                         |
| MW-8      | 04/25/94 | 348.90                              | —                | Dry          | —      | —                | —           | —           | —             | —             | —                   | —                   | —               | —               |                         |
| MW-8      | 07/08/94 | 348.90                              | —                | Dry          | —      | —                | —           | —           | —             | —             | —                   | —                   | —               | —               |                         |
| MW-8      | 10/05/94 | 348.90                              | —                | —            | —      | —                | —           | —           | —             | —             | —                   | —                   | —               | —               |                         |
| MW-8      | 02/21/95 | 348.90                              | —                | Dry          | —      | —                | —           | —           | —             | —             | —                   | —                   | —               | —               |                         |
| MW-8      | 05/03/95 | 348.90                              | —                | Dry          | —      | —                | —           | —           | —             | —             | —                   | —                   | —               | —               |                         |
| MW-8      | 08/04/95 | 348.90                              | —                | Dry          | —      | —                | —           | —           | —             | —             | —                   | —                   | —               | —               |                         |
| MW-8      | 11/10/95 | 348.90                              | —                | Dry          | —      | —                | —           | —           | —             | —             | —                   | —                   | —               | —               |                         |
| MW-8      | 02/12/96 | 348.90                              | —                | Dry          | —      | —                | —           | —           | —             | —             | —                   | —                   | —               | —               |                         |
| MW-8      | 05/17/96 | 348.90                              | —                | Dry          | —      | —                | —           | —           | —             | —             | —                   | —                   | —               | —               |                         |
| MW-8      | 08/12/96 | 348.90                              | —                | Dry          | —      | —                | —           | —           | —             | —             | —                   | —                   | —               | —               |                         |
| MW-8      | 11/08/96 | 348.90                              | —                | Dry          | —      | —                | —           | —           | —             | —             | —                   | —                   | —               | —               |                         |
| MW-8      | 02/12/97 | 348.90                              | —                | Dry          | —      | —                | —           | —           | —             | —             | —                   | —                   | —               | —               |                         |
| MW-8      | 03/17/97 | 348.90                              | —                | Dry          | —      | —                | —           | —           | —             | —             | —                   | —                   | —               | —               |                         |
| MW-8      | 05/13/97 | 348.90                              | —                | —            | —      | —                | —           | —           | —             | —             | —                   | —                   | —               | —               |                         |

## Summary of Groundwater Monitoring and Chemical Analysis

Former Mobil Station 04-H6J

| Sample ID            | Date     | Casing Product Depth to Groundwater |                  |              |        | Elevation (feet) | TPH-G (ppb) | TPH-D (ppb) | Benzene (ppb) | Toluene (ppb) | Ethyl-benzene (ppb) | Total Xylenes (ppb) | MTBE 8020 (ppb) | MTBE 8260 (ppb) | Dissolved Oxygen (mg/L) |
|----------------------|----------|-------------------------------------|------------------|--------------|--------|------------------|-------------|-------------|---------------|---------------|---------------------|---------------------|-----------------|-----------------|-------------------------|
|                      |          | Elevation (feet)                    | Thickness (feet) | Water (feet) |        |                  |             |             |               |               |                     |                     |                 |                 |                         |
| MW-8                 | 08/12/97 | 348.90                              | —                | Dry          | —      | —                | —           | —           | —             | —             | —                   | —                   | —               | —               | —                       |
| MW-8                 | 10/31/97 | 348.90                              | 0.00             | 18.88        | 330.02 | —                | —           | —           | —             | —             | —                   | —                   | —               | —               | —                       |
| MW-8                 | 01/21/98 | 348.90                              | 0.00             | 19.50        | 329.40 | —                | —           | —           | —             | —             | —                   | —                   | —               | —               | —                       |
| MW-8                 | 04/24/98 | 348.90                              | 0.00             | 18.53        | 330.37 | —                | —           | —           | —             | —             | —                   | —                   | —               | —               | 1.98                    |
| MW-8                 | 07/20/98 | 348.90                              | 0.00             | 19.22        | 329.68 | —                | —           | —           | —             | —             | —                   | —                   | —               | —               | 5.25                    |
| MW-8                 | 10/21/98 | 348.90                              | 0.00             | 20.19        | 328.71 | —                | —           | —           | —             | —             | —                   | —                   | —               | —               | 4.28                    |
| MW-8                 | 02/22/99 | 348.90                              | 0.00             | 20.64        | 328.26 | —                | —           | —           | —             | —             | —                   | —                   | —               | —               | 4.71                    |
| MW-8                 | 05/27/99 | 348.90                              | 0.00             | 20.53        | 328.37 | —                | —           | —           | —             | —             | —                   | —                   | —               | —               | 4.53                    |
| MW-8                 | 09/16/99 | 348.90                              | 0.00             | 18.10        | 330.80 | —                | —           | —           | —             | —             | —                   | —                   | —               | —               | 2.34                    |
| MW-8                 | 11/15/99 | 348.90                              | 0.00             | 19.52        | 329.38 | —                | —           | —           | —             | —             | —                   | —                   | —               | —               | 1.62                    |
| MW-8                 | 03/02/00 | 348.90                              | 0.00             | 17.42        | 331.48 | —                | —           | —           | —             | —             | —                   | —                   | —               | —               | 4.28                    |
| MW-8                 | 06/06/00 | 348.90                              | 0.00             | 18.02        | 330.88 | —                | —           | —           | —             | —             | —                   | —                   | —               | —               | 2.38                    |
| MW-8                 | 08/29/00 | 348.90                              | 0.00             | 16.90        | 332.00 | —                | —           | —           | —             | —             | —                   | —                   | —               | —               | 0.70                    |
| MW-8                 | 11/07/00 | 348.90                              | 0.00             | 17.45        | 331.45 | —                | —           | —           | —             | —             | —                   | —                   | —               | —               | 0.61                    |
| MW-8                 | 01/30/01 | 348.90                              | 0.00             | 16.61        | 332.29 | —                | —           | —           | —             | —             | —                   | —                   | —               | —               | 0.27                    |
| MW-8                 | 04/19/01 | 348.90                              | 0.00             | 16.81        | 332.09 | —                | —           | —           | —             | —             | —                   | —                   | —               | —               | 2.45                    |
| MW-9                 | 02/04/92 | 348.53                              | 0.00             | 43.54        | 304.99 | 16,000           | —           | 3,000       | 740           | 1,200         | 2,500               | —                   | —               | —               | —                       |
| MW-9                 | 04/30/92 | 348.53                              | 0.00             | 42.83        | 305.70 | 5,600            | —           | 1,000       | 120           | 410           | 350                 | —                   | —               | —               | —                       |
| MW-9                 | 07/31/92 | 348.53                              | 0.00             | 47.36        | 301.17 | 93               | —           | 1,800       | 1,900         | 620           | 940                 | —                   | —               | —               | —                       |
| MW-9                 | 10/27/92 | 348.53                              | 0.00             | 48.32        | 300.21 | 13,000           | —           | 2,400       | 1,600         | 680           | 1,100               | —                   | —               | —               | —                       |
| MW-9                 | 01/22/93 | 348.53                              | 0.00             | 39.11        | 309.42 | 5,600            | —           | 1,200       | 200           | 510           | 350                 | —                   | —               | —               | —                       |
| MW-9                 | 04/05/93 | 348.53                              | 0.00             | 37.10        | 311.43 | 7,900            | —           | 1,300       | 510           | 620           | 670                 | —                   | —               | —               | —                       |
| MW-9                 | 07/06/93 | 348.53                              | 0.00             | 39.21        | 309.32 | 3,200            | —           | 510         | 46            | 170           | 150                 | —                   | —               | —               | —                       |
| MW-9                 | 11/30/93 | 348.53                              | 0.00             | 40.58        | 307.95 | 2,800            | —           | 610         | 28            | 220           | 65                  | —                   | —               | —               | —                       |
| MW-9                 | 01/27/94 | 348.53                              | 0.00             | 44.32        | 304.21 | 11,000           | —           | 1,400       | 130           | 230           | 700                 | —                   | —               | —               | —                       |
| MW-9                 | 04/25/94 | 348.53                              | 0.00             | 43.05        | 305.48 | —                | —           | —           | —             | —             | —                   | —                   | —               | —               | —                       |
| MW-9                 | 04/26/94 | 348.53                              | —                | —            | —      | 3,900            | —           | 460         | 56            | 160           | 220                 | —                   | —               | —               | —                       |
| MW-9                 | 07/08/94 | 348.53                              | 0.00             | 45.72        | 302.81 | 2,600            | —           | 340         | 82            | 96            | 220                 | —                   | —               | —               | —                       |
| (Abandoned 08/01/94) |          |                                     |                  |              |        |                  |             |             |               |               |                     |                     |                 |                 |                         |
| MW-10                | 11/30/93 | 347.95                              | 0.00             | 37.97        | 309.98 | ND               | —           | ND          | ND            | ND            | ND                  | —                   | —               | —               | —                       |
| MW-10                | 01/27/94 | 347.95                              | 0.00             | 42.16        | 305.79 | ND               | —           | ND          | ND            | ND            | 1.2                 | —                   | —               | —               | —                       |
| MW-10                | 04/25/94 | 347.95                              | 0.00             | 40.39        | 307.56 | —                | —           | —           | —             | —             | —                   | —                   | —               | —               | —                       |
| MW-10                | 04/26/94 | 347.95                              | —                | —            | —      | 810              | —           | 17          | 0.84          | ND            | ND                  | —                   | —               | —               | —                       |
| MW-10                | 07/08/94 | 347.95                              | 0.00             | 41.45        | 306.50 | 110              | —           | 18          | 12            | 3.7           | 14                  | —                   | —               | —               | —                       |

## Summary of Groundwater Monitoring and Chemical Analysis

Former Mobil Station 04-H6J

| Sample ID | Date     | Casing           |                  |              |                  | Product     |             |               |               | Depth to Groundwater |       |       |   | Ethyl-benzene (ppb) | Total Xylenes (ppb) | MTBE 8020 (ppb) | MTBE 8260 (ppb) | Dissolved Oxygen (mg/L) |
|-----------|----------|------------------|------------------|--------------|------------------|-------------|-------------|---------------|---------------|----------------------|-------|-------|---|---------------------|---------------------|-----------------|-----------------|-------------------------|
|           |          | Elevation (feet) | Thickness (feet) | Water (feet) | Elevation (feet) | TPH-G (ppb) | TPH-D (ppb) | Benzene (ppb) | Toluene (ppb) |                      |       |       |   |                     |                     |                 |                 |                         |
| MW-10     | 10/05/94 | 347.95           | 0.00             | 42.28        | 305.67           | 87          | —           | 8.0           | 5.0           | 0.85                 | 4.5   | —     | — | —                   |                     |                 |                 |                         |
| MW-10     | 02/21/95 | 347.95           | 0.00             | 35.14        | 312.81           | 70          | —           | 3.6           | 12            | 1.8                  | 9.5   | —     | — | —                   |                     |                 |                 |                         |
| MW-10     | 05/03/95 | 347.95           | 0.00             | 35.07        | 312.88           | ND          | —           | ND            | ND            | ND                   | ND    | —     | — | —                   |                     |                 |                 |                         |
| MW-10     | 08/04/95 | 347.95           | 0.00             | 37.42        | 310.53           | ND          | —           | ND            | ND            | ND                   | ND    | ND    | — | —                   |                     |                 |                 |                         |
| MW-10     | 11/10/95 | 347.95           | 0.00             | 39.95        | 308.00           | ND          | —           | ND            | ND            | ND                   | ND    | —     | — | —                   |                     |                 |                 |                         |
| MW-10     | 02/12/96 | 347.95           | 0.00             | 36.57        | 311.38           | ND          | —           | ND            | 1.9           | ND                   | 1.2   | 1.2   | — | —                   |                     |                 |                 |                         |
| MW-10     | 05/17/96 | 347.95           | 0.00             | 36.18        | 311.77           | ND          | —           | ND            | ND            | ND                   | ND    | ND    | — | —                   |                     |                 |                 |                         |
| MW-10     | 08/12/96 | 347.95           | 0.00             | 38.76        | 309.19           | ND          | —           | ND            | ND            | ND                   | ND    | ND    | — | —                   |                     |                 |                 |                         |
| MW-10     | 11/08/96 | 347.95           | 0.00             | 40.35        | 307.60           | ND          | —           | ND            | ND            | ND                   | ND    | ND    | — | —                   |                     |                 |                 |                         |
| MW-10     | 02/12/97 | 347.95           | 0.00             | 34.62        | 313.33           | —           | —           | —             | —             | —                    | —     | —     | — | —                   |                     |                 |                 |                         |
| MW-10†    | 03/17/97 | 347.95           | 0.00             | 37.40        | 310.55           | ND          | —           | ND            | ND            | ND                   | ND    | ND    | — | —                   |                     |                 |                 |                         |
| MW-10†    | 05/13/97 | 347.95           | 0.00             | 38.08        | 309.87           | ND          | —           | ND            | ND            | ND                   | ND    | ND    | — | —                   |                     |                 |                 |                         |
| MW-10†    | 08/12/97 | 347.95           | 0.00             | 40.97        | 306.98           | ND          | —           | ND            | ND            | ND                   | ND    | ND    | — | —                   |                     |                 |                 |                         |
| MW-10†    | 10/31/97 | 347.95           | 0.00             | 41.29        | 306.66           | ND          | —           | ND            | ND            | ND                   | ND    | ND    | — | —                   |                     |                 |                 |                         |
| MW-10†    | 01/21/98 | 347.95           | 0.00             | 41.88        | 306.07           | ND          | —           | ND            | ND            | ND                   | ND    | ND    | — | —                   |                     |                 |                 |                         |
| MW-10†    | 04/24/98 | 347.95           | 0.00             | 37.06        | 310.89           | ND          | —           | ND            | ND            | ND                   | ND    | ND    | — | 3.34                |                     |                 |                 |                         |
| MW-10†    | 07/20/98 | 347.95           | 0.00             | 39.62        | 308.33           | ND          | —           | ND            | ND            | ND                   | ND    | ND    | — | 0.96                |                     |                 |                 |                         |
| MW-10†    | 10/21/98 | 347.95           | 0.00             | 42.39        | 305.56           | ND          | —           | ND            | ND            | ND                   | ND    | ND    | — | 5.31                |                     |                 |                 |                         |
| MW-10     | 02/22/99 | 347.95           | 0.00             | 41.51        | 306.44           | —           | —           | —             | —             | —                    | —     | —     | — | 4.97                |                     |                 |                 |                         |
| MW-10     | 05/27/99 | 347.95           | 0.00             | 41.78        | 306.17           | —           | —           | —             | —             | —                    | —     | —     | — | 5.38                |                     |                 |                 |                         |
| MW-10     | 09/16/99 | 347.95           | 0.00             | 43.82        | 304.13           | —           | —           | —             | —             | —                    | —     | —     | — | 3.17                |                     |                 |                 |                         |
| MW-10     | 11/15/99 | 347.95           | 0.00             | 42.35        | 305.60           | —           | —           | —             | —             | —                    | —     | —     | — | 2.86                |                     |                 |                 |                         |
| MW-10     | 03/02/00 | 347.95           | 0.00             | 41.20        | 306.75           | —           | —           | —             | —             | —                    | —     | —     | — | 4.57                |                     |                 |                 |                         |
| MW-10     | 06/06/00 | 347.95           | 0.00             | 43.15        | 304.80           | —           | —           | —             | —             | —                    | —     | —     | — | 3.02                |                     |                 |                 |                         |
| MW-10     | 08/29/00 | 347.95           | 0.00             | 45.17        | 302.78           | —           | —           | —             | —             | —                    | —     | —     | — | 3.10                |                     |                 |                 |                         |
| MW-10     | 11/07/00 | 347.95           | 0.00             | 43.71        | 304.24           | —           | —           | —             | —             | —                    | —     | —     | — | 5.74                |                     |                 |                 |                         |
| MW-10†    | 01/30/01 | 347.95           | 0.00             | 44.77        | 303.18           | <20         | —           | <0.20         | <0.20         | <0.20                | <0.60 | <0.30 | — | 0.68                |                     |                 |                 |                         |
| MW-10     | 04/19/01 | 347.95           | 0.00             | 44.16        | 303.79           | —           | —           | —             | —             | —                    | —     | —     | — | 2.68                |                     |                 |                 |                         |
| MW-11     | 11/30/93 | 347.56           | 0.00             | 38.41        | 309.15           | ND          | —           | ND            | ND            | ND                   | 1.6   | —     | — | —                   |                     |                 |                 |                         |
| MW-11     | 01/27/94 | 347.56           | 0.00             | 38.02        | 309.54           | ND          | —           | ND            | ND            | ND                   | ND    | —     | — | —                   |                     |                 |                 |                         |
| MW-11     | 04/25/94 | 347.56           | 0.00             | 38.77        | 308.79           | —           | —           | —             | —             | —                    | —     | —     | — | —                   |                     |                 |                 |                         |
| MW-11     | 04/26/94 | 347.56           | —                | —            | —                | ND          | —           | ND            | ND            | ND                   | 1.7   | —     | — | —                   |                     |                 |                 |                         |
| MW-11     | 07/08/94 | 347.56           | 0.00             | 41.70        | 305.86           | 120         | —           | 23            | 18            | 4.0                  | 15    | —     | — | —                   |                     |                 |                 |                         |
| MW-11     | 10/05/94 | 347.56           | 0.00             | 44.49        | 303.07           | 130         | —           | 12            | 19            | 4.6                  | 24    | —     | — | —                   |                     |                 |                 |                         |
| MW-11     | 02/21/95 | 347.56           | 0.00             | 41.74        | 305.82           | 300         | —           | 27            | 64            | 7.3                  | 36    | —     | — | —                   |                     |                 |                 |                         |



## Summary of Groundwater Monitoring and Chemical Analysis

Former Mobil Station 04-H6J

| Sample ID | Date     | Casing Product Depth to Groundwater |                  |              |                  | Ethyl- Total MTBE MTBE Dissolved |             |               |               |               |               |            |            |               |
|-----------|----------|-------------------------------------|------------------|--------------|------------------|----------------------------------|-------------|---------------|---------------|---------------|---------------|------------|------------|---------------|
|           |          | Elevation (feet)                    | Thickness (feet) | Water (feet) | Elevation (feet) | TPH-G (ppb)                      | TPH-D (ppb) | Benzene (ppb) | Toluene (ppb) | benzene (ppb) | Xylenes (ppb) | 8020 (ppb) | 8260 (ppb) | Oxygen (mg/L) |
| MW-11     | 05/03/95 | 347.56                              | 0.00             | 34.64        | 312.92           | ND                               | —           | ND            | ND            | ND            | ND            | —          | —          | —             |
| MW-11     | 08/04/95 | 347.56                              | 0.00             | 35.28        | 312.28           | ND                               | —           | ND            | ND            | ND            | ND            | ND         | —          | —             |
| MW-11     | 11/10/95 | 347.56                              | 0.00             | 36.85        | 310.71           | ND                               | —           | ND            | 0.88          | ND            | 0.88          | —          | —          | —             |
| MW-11     | 02/12/96 | 347.56                              | 0.00             | 36.18        | 311.38           | ND                               | —           | ND            | 1.7           | ND            | 1.2           | 1.3        | —          | —             |
| MW-11     | 05/17/96 | 347.56                              | 0.00             | 34.39        | 313.17           | ND                               | —           | ND            | ND            | ND            | ND            | ND         | —          | —             |
| MW-11     | 08/12/96 | 347.56                              | 0.00             | 35.64        | 311.92           | ND                               | —           | ND            | ND            | ND            | ND            | ND         | —          | —             |
| MW-11     | 11/08/96 | 347.56                              | 0.00             | 37.34        | 310.22           | ND                               | —           | ND            | ND            | ND            | 0.81          | ND         | —          | —             |
| MW-11     | 02/12/97 | 347.56                              | 0.00             | 35.37        | 312.19           | —                                | —           | —             | —             | —             | —             | —          | —          | —             |
| MW-11†    | 03/17/97 | 347.56                              | 0.00             | 35.11        | 312.45           | ND                               | —           | ND            | ND            | ND            | ND            | ND         | —          | —             |
| MW-11†    | 05/13/97 | 347.56                              | 0.00             | 36.19        | 311.37           | ND                               | —           | ND            | ND            | ND            | ND            | ND         | —          | —             |
| MW-11†    | 08/12/97 | 347.56                              | 0.00             | 37.73        | 309.83           | ND                               | —           | ND            | ND            | ND            | ND            | ND         | —          | —             |
| MW-11†    | 10/31/97 | 347.56                              | 0.00             | 40.48        | 307.08           | ND                               | —           | ND            | ND            | ND            | ND            | ND         | —          | —             |
| MW-11†    | 01/21/98 | 347.56                              | 0.00             | 38.28        | 309.28           | ND                               | —           | ND            | ND            | ND            | ND            | ND         | —          | —             |
| MW-11†    | 04/24/98 | 347.56                              | 0.00             | 34.50        | 313.06           | ND                               | —           | ND            | ND            | ND            | ND            | ND         | —          | 5.03          |
| MW-11†    | 07/20/98 | 347.56                              | 0.00             | 40.21        | 307.35           | ND                               | —           | ND            | ND            | ND            | ND            | ND         | —          | 4.71          |
| MW-11†    | 10/21/98 | 347.56                              | 0.00             | 43.07        | 304.49           | ND                               | —           | ND            | ND            | ND            | ND            | ND         | —          | 5.15          |
| MW-11     | 02/22/99 | 347.56                              | 0.00             | 42.32        | 305.24           | —                                | —           | —             | —             | —             | —             | —          | —          | 5.24          |
| MW-11     | 05/27/99 | 347.56                              | 0.00             | 42.27        | 305.29           | —                                | —           | —             | —             | —             | —             | —          | —          | 4.89          |
| MW-11     | 09/16/99 | 347.56                              | 0.00             | 43.91        | 303.65           | —                                | —           | —             | —             | —             | —             | —          | —          | 4.91          |
| MW-11**   | 11/15/99 | 347.56                              | —                | —            | —                | —                                | —           | —             | —             | —             | —             | —          | —          | —             |
| MW-11     | 03/02/00 | 347.56                              | —                | Dry          | —                | —                                | —           | —             | —             | —             | —             | —          | —          | —             |
| MW-11     | 06/06/00 | 347.56                              | 0.00             | 44.06        | 303.50           | —                                | —           | —             | —             | —             | —             | —          | —          | 4.98          |
| MW-11**   | 08/29/00 | 347.56                              | —                | —            | —                | —                                | —           | —             | —             | —             | —             | —          | —          | —             |
| MW-11**   | 11/07/00 | 347.56                              | —                | —            | —                | —                                | —           | —             | —             | —             | —             | —          | —          | —             |
| MW-11**   | 01/30/01 | 347.56                              | —                | —            | —                | —                                | —           | —             | —             | —             | —             | —          | —          | —             |
| MW-11     | 02/16/01 | 347.56                              | —                | —            | —                | <20                              | —           | <0.20         | <0.20         | <0.20         | <0.60         | <0.30      | —          | —             |
| MW-11     | 04/19/01 | 347.56                              | 0.00             | 39.14        | 308.42           | —                                | —           | —             | —             | —             | —             | —          | —          | 2.98          |
| MW-12     | 11/30/93 | 347.15                              | 0.00             | 37.97        | 309.18           | 55                               | —           | 1.8           | 4.3           | 2.5           | 11            | —          | —          | —             |
| MW-12     | 01/27/94 | 347.15                              | 0.00             | 44.02        | 303.13           | ND                               | —           | ND            | ND            | ND            | ND            | —          | —          | —             |
| MW-12     | 04/25/94 | 347.15                              | 0.00             | 42.27        | 304.88           | —                                | —           | —             | —             | —             | —             | —          | —          | —             |
| MW-12     | 04/26/94 | 347.15                              | —                | —            | —                | ND                               | —           | ND            | ND            | ND            | 1.4           | —          | —          | —             |
| MW-12     | 07/08/94 | 347.15                              | 0.00             | 43.26        | 303.89           | 53                               | —           | 8.4           | 7.4           | 1.9           | 7.1           | —          | —          | —             |
| MW-12     | 10/05/94 | 347.15                              | 0.00             | 44.32        | 302.83           | 350                              | —           | 27            | 56            | 13            | 67            | —          | —          | —             |
| MW-12     | 02/21/95 | 347.15                              | 0.00             | 37.83        | 309.32           | ND                               | —           | 4.0           | 4.0           | 0.77          | 3.6           | —          | —          | —             |
| MW-12     | 05/03/95 | 347.15                              | 0.00             | 37.24        | 309.91           | ND                               | —           | ND            | ND            | ND            | ND            | —          | —          | —             |

## Summary of Groundwater Monitoring and Chemical Analysis

Former Mobil Station 04-H6J

| Sample ID | Date     | Casing Product Depth to Groundwater |                  |              |        | Elevation (feet) | TPH-G (ppb) | TPH-D (ppb) | Benzene (ppb) | Toluene (ppb) | Ethyl-benzene (ppb) | Total Xylenes (ppb) | MTBE 8020 (ppb) | MTBE 8260 (ppb) | Dissolved Oxygen (mg/L) |
|-----------|----------|-------------------------------------|------------------|--------------|--------|------------------|-------------|-------------|---------------|---------------|---------------------|---------------------|-----------------|-----------------|-------------------------|
|           |          | Elevation (feet)                    | Thickness (feet) | Water (feet) |        |                  |             |             |               |               |                     |                     |                 |                 |                         |
| MW-12     | 08/04/95 | 347.15                              | 0.00             | 39.07        | 308.08 | ND               | —           | ND          | ND            | ND            | ND                  | ND                  | —               | —               |                         |
| MW-12     | 11/10/95 | 347.15                              | 0.00             | 41.24        | 305.91 | ND               | —           | ND          | ND            | ND            | ND                  | —                   | —               | —               |                         |
| MW-12     | 02/12/96 | 347.15                              | 0.00             | 38.19        | 308.96 | ND               | —           | ND          | 2.1           | ND            | 1.3                 | 2.5                 | —               | —               |                         |
| MW-12**   | 05/17/96 | 347.15                              | —                | —            | —      | —                | —           | —           | —             | —             | —                   | —                   | —               | —               |                         |
| MW-12     | 08/12/96 | 347.15                              | 0.00             | 40.32        | 306.83 | ND               | —           | ND          | ND            | ND            | ND                  | ND                  | —               | —               |                         |
| MW-12     | 11/08/96 | 347.15                              | 0.00             | 41.32        | 305.83 | ND               | —           | ND          | ND            | ND            | ND                  | ND                  | —               | —               |                         |
| MW-12     | 02/12/97 | 347.15                              | 0.00             | 35.98        | 311.17 | —                | —           | —           | —             | —             | —                   | —                   | —               | —               |                         |
| MW-12†    | 03/17/97 | 347.15                              | 0.00             | 38.67        | 308.48 | ND               | —           | ND          | ND            | ND            | ND                  | ND                  | —               | —               |                         |
| MW-12†    | 05/13/97 | 347.15                              | 0.00             | 39.68        | 307.47 | ND               | —           | ND          | ND            | ND            | ND                  | ND                  | —               | —               |                         |
| MW-12†    | 08/12/97 | 347.15                              | 0.00             | 42.81        | 304.34 | ND               | —           | ND          | ND            | ND            | ND                  | ND                  | —               | —               |                         |
| MW-12†    | 10/31/97 | 347.15                              | 0.00             | 43.28        | 303.87 | ND               | —           | ND          | ND            | ND            | ND                  | ND                  | —               | —               |                         |
| MW-12†    | 01/21/98 | 347.15                              | 0.00             | 43.10        | 304.05 | ND               | —           | ND          | ND            | ND            | ND                  | ND                  | —               | —               |                         |
| MW-12†    | 04/24/98 | 347.15                              | 0.00             | 38.23        | 308.92 | ND               | —           | ND          | ND            | ND            | ND                  | ND                  | —               | 2.80            |                         |
| MW-12†    | 07/20/98 | 347.15                              | 0.00             | 41.09        | 306.06 | ND               | —           | ND          | ND            | ND            | ND                  | ND                  | —               | —               |                         |
| MW-12†    | 10/21/98 | 347.15                              | 0.00             | 44.23        | 302.92 | ND               | —           | ND          | ND            | ND            | ND                  | ND                  | —               | 4.87            |                         |
| MW-12**   | 02/22/99 | 347.15                              | 0.00             | —            | —      | —                | —           | —           | —             | —             | —                   | —                   | —               | —               |                         |
| MW-12     | 05/27/99 | 347.15                              | 0.00             | 43.18        | 303.97 | —                | —           | —           | —             | —             | —                   | —                   | —               | 2.81            |                         |
| MW-12     | 09/16/99 | 347.15                              | 0.00             | 46.29        | 300.86 | —                | —           | —           | —             | —             | —                   | —                   | —               | 5.26            |                         |
| MW-12**   | 11/15/99 | 347.15                              | 0.00             | —            | —      | —                | —           | —           | —             | —             | —                   | —                   | —               | —               |                         |
| MW-12†    | 03/02/00 | 347.15                              | 0.00             | 43.93        | 303.22 | <50              | —           | <0.30       | <0.30         | <0.30         | <0.60               | <10                 | —               | 3.46            |                         |
| MW-12     | 06/06/00 | 347.15                              | 0.00             | 44.93        | 302.22 | —                | —           | —           | —             | —             | —                   | —                   | —               | 5.03            |                         |
| MW-12     | 08/29/00 | 347.15                              | 0.00             | 48.06        | 299.09 | —                | —           | —           | —             | —             | —                   | —                   | —               | 1.70            |                         |
| MW-12     | 11/07/00 | 347.15                              | 0.00             | 47.77        | 299.38 | —                | —           | —           | —             | —             | —                   | —                   | —               | 1.04            |                         |
| MW-12†    | 01/30/01 | 347.15                              | 0.00             | 48.85        | 298.30 | <20              | —           | <0.20       | <0.20         | <0.20         | <0.60               | <0.30               | —               | 0.31            |                         |
| MW-12     | 04/19/01 | 347.15                              | 0.00             | 47.09        | 300.06 | —                | —           | —           | —             | —             | —                   | —                   | —               | 3.14            |                         |
| VMW-1     | 11/30/93 | 348.05                              | —                | Dry          | —      | —                | —           | —           | —             | —             | —                   | —                   | —               | —               |                         |
| VMW-1     | 01/27/94 | 348.05                              | —                | Dry          | —      | —                | —           | —           | —             | —             | —                   | —                   | —               | —               |                         |
| VMW-1     | 04/25/94 | 348.05                              | —                | Dry          | —      | —                | —           | —           | —             | —             | —                   | —                   | —               | —               |                         |
| VMW-1     | 07/08/94 | 348.05                              | —                | Dry          | —      | —                | —           | —           | —             | —             | —                   | —                   | —               | —               |                         |
| VMW-1     | 10/05/94 | 348.05                              | —                | —            | —      | —                | —           | —           | —             | —             | —                   | —                   | —               | —               |                         |
| VMW-1     | 02/21/95 | 348.05                              | —                | Dry          | —      | —                | —           | —           | —             | —             | —                   | —                   | —               | —               |                         |
| VMW-1     | 05/03/95 | 348.05                              | —                | Dry          | —      | —                | —           | —           | —             | —             | —                   | —                   | —               | —               |                         |
| VMW-1     | 08/04/95 | 348.05                              | —                | Dry          | —      | —                | —           | —           | —             | —             | —                   | —                   | —               | —               |                         |
| VMW-1     | 11/10/95 | 348.05                              | —                | Dry          | —      | —                | —           | —           | —             | —             | —                   | —                   | —               | —               |                         |
| VMW-1     | 02/12/96 | 348.05                              | —                | Dry          | —      | —                | —           | —           | —             | —             | —                   | —                   | —               | —               |                         |

## Summary of Groundwater Monitoring and Chemical Analysis

Former Mobil Station 04-H6J

| Sample ID | Date     | Casing           |                  |              |                  | Product     |             |               |               | Depth to Groundwater |   |   |   | Ethyl- benzene (ppb) | Total Xylenes (ppb) | MTBE 8020 (ppb) | MTBE 8260 (ppb) | Dissolved Oxygen (mg/L) |
|-----------|----------|------------------|------------------|--------------|------------------|-------------|-------------|---------------|---------------|----------------------|---|---|---|----------------------|---------------------|-----------------|-----------------|-------------------------|
|           |          | Elevation (feet) | Thickness (feet) | Water (feet) | Elevation (feet) | TPH-G (ppb) | TPH-D (ppb) | Benzene (ppb) | Toluene (ppb) |                      |   |   |   |                      |                     |                 |                 |                         |
| VMW-1     | 05/17/96 | 348.05           | —                | Dry          | —                | —           | —           | —             | —             | —                    | — | — | — | —                    | —                   | —               | —               |                         |
| VMW-1     | 08/12/96 | 348.05           | —                | Dry          | —                | —           | —           | —             | —             | —                    | — | — | — | —                    | —                   | —               | —               |                         |
| VMW-1     | 11/08/96 | 348.05           | —                | Dry          | —                | —           | —           | —             | —             | —                    | — | — | — | —                    | —                   | —               | —               |                         |
| VMW-1     | 02/12/97 | 348.05           | 0.00             | 30.60        | —                | —           | —           | —             | —             | —                    | — | — | — | —                    | —                   | —               | —               |                         |
| VMW-1     | 03/17/97 | 348.05           | —                | Dry          | —                | —           | —           | —             | —             | —                    | — | — | — | —                    | —                   | —               | —               |                         |
| VMW-1     | 05/13/97 | 348.05           | —                | —            | —                | —           | —           | —             | —             | —                    | — | — | — | —                    | —                   | —               | —               |                         |
| VMW-1     | 08/12/97 | 348.05           | —                | Dry          | —                | —           | —           | —             | —             | —                    | — | — | — | —                    | —                   | —               | —               |                         |
| VMW-1     | 10/31/97 | 348.05           | —                | Dry          | —                | —           | —           | —             | —             | —                    | — | — | — | —                    | —                   | —               | —               |                         |
| VMW-1     | 01/21/98 | 348.05           | —                | Dry          | —                | —           | —           | —             | —             | —                    | — | — | — | —                    | —                   | —               | —               |                         |
| VMW-1     | 04/24/98 | 348.05           | —                | Dry          | —                | —           | —           | —             | —             | —                    | — | — | — | —                    | —                   | —               | —               |                         |
| VMW-1     | 07/20/98 | 348.05           | —                | Dry          | —                | —           | —           | —             | —             | —                    | — | — | — | —                    | —                   | —               | —               |                         |
| VMW-1     | 10/21/98 | 348.05           | —                | Dry          | —                | —           | —           | —             | —             | —                    | — | — | — | —                    | —                   | —               | —               |                         |
| VMW-1     | 02/22/99 | 348.05           | —                | Dry          | —                | —           | —           | —             | —             | —                    | — | — | — | —                    | —                   | —               | —               |                         |
| VMW-1     | 05/27/99 | 348.05           | —                | Dry          | —                | —           | —           | —             | —             | —                    | — | — | — | —                    | —                   | —               | —               |                         |
| VMW-1     | 09/16/99 | 348.05           | —                | Dry          | —                | —           | —           | —             | —             | —                    | — | — | — | —                    | —                   | —               | —               |                         |
| VMW-1     | 11/15/99 | 348.05           | —                | Dry          | —                | —           | —           | —             | —             | —                    | — | — | — | —                    | —                   | —               | —               |                         |
| VMW-1     | 03/02/00 | 348.05           | —                | Dry          | —                | —           | —           | —             | —             | —                    | — | — | — | —                    | —                   | —               | —               |                         |
| VMW-1     | 06/06/00 | 348.05           | —                | Dry          | —                | —           | —           | —             | —             | —                    | — | — | — | —                    | —                   | —               | —               |                         |
| VMW-1     | 08/29/00 | 348.05           | —                | Dry          | —                | —           | —           | —             | —             | —                    | — | — | — | —                    | —                   | —               | —               |                         |
| VMW-1     | 11/07/00 | 348.05           | —                | Dry          | —                | —           | —           | —             | —             | —                    | — | — | — | —                    | —                   | —               | —               |                         |
| VMW-1     | 01/30/01 | 348.05           | —                | Dry          | —                | —           | —           | —             | —             | —                    | — | — | — | —                    | —                   | —               | —               |                         |
| VMW-1     | 04/19/01 | 348.05           | —                | Dry          | —                | —           | —           | —             | —             | —                    | — | — | — | —                    | —                   | —               | —               |                         |
| VMW-2     | 11/30/93 | 347.90           | —                | Dry          | —                | —           | —           | —             | —             | —                    | — | — | — | —                    | —                   | —               | —               |                         |
| VMW-2     | 01/27/94 | 347.90           | —                | Dry          | —                | —           | —           | —             | —             | —                    | — | — | — | —                    | —                   | —               | —               |                         |
| VMW-2     | 04/25/94 | 347.90           | 0.00             | 33.82        | 314.08           | —           | —           | —             | —             | —                    | — | — | — | —                    | —                   | —               | —               |                         |
| VMW-2     | 07/08/94 | 347.90           | —                | Dry          | —                | —           | —           | —             | —             | —                    | — | — | — | —                    | —                   | —               | —               |                         |
| VMW-2     | 02/21/95 | 347.90           | —                | Dry          | —                | —           | —           | —             | —             | —                    | — | — | — | —                    | —                   | —               | —               |                         |
| VMW-2     | 05/03/95 | 347.90           | —                | Dry          | —                | —           | —           | —             | —             | —                    | — | — | — | —                    | —                   | —               | —               |                         |
| VMW-2     | 08/04/95 | 347.90           | —                | Dry          | —                | —           | —           | —             | —             | —                    | — | — | — | —                    | —                   | —               | —               |                         |
| VMW-2     | 11/10/95 | 347.90           | —                | Dry          | —                | —           | —           | —             | —             | —                    | — | — | — | —                    | —                   | —               | —               |                         |
| VMW-2     | 02/12/96 | 347.90           | —                | Dry          | —                | —           | —           | —             | —             | —                    | — | — | — | —                    | —                   | —               | —               |                         |
| VMW-2     | 05/17/96 | 347.90           | —                | Dry          | —                | —           | —           | —             | —             | —                    | — | — | — | —                    | —                   | —               | —               |                         |
| VMW-2     | 08/12/96 | 347.90           | —                | Dry          | —                | —           | —           | —             | —             | —                    | — | — | — | —                    | —                   | —               | —               |                         |
| VMW-2     | 11/08/96 | 347.90           | —                | Dry          | —                | —           | —           | —             | —             | —                    | — | — | — | —                    | —                   | —               | —               |                         |
| VMW-2     | 02/12/97 | 347.90           | —                | Dry          | —                | —           | —           | —             | —             | —                    | — | — | — | —                    | —                   | —               | —               |                         |

## Summary of Groundwater Monitoring and Chemical Analysis

Former Mobil Station 04-H6J

| Sample ID | Date     | Casing           |                  |              |                  | Product     |             |               |               | Depth to Groundwater |   |   |   | Ethyl-benzene (ppb) | Total Xylenes (ppb) | MTBE 8020 (ppb) | MTBE 8260 (ppb) | Dissolved Oxygen (mg/L) |
|-----------|----------|------------------|------------------|--------------|------------------|-------------|-------------|---------------|---------------|----------------------|---|---|---|---------------------|---------------------|-----------------|-----------------|-------------------------|
|           |          | Elevation (feet) | Thickness (feet) | Water (feet) | Elevation (feet) | TPH-G (ppb) | TPH-D (ppb) | Benzene (ppb) | Toluene (ppb) |                      |   |   |   |                     |                     |                 |                 |                         |
| VMW-2     | 03/17/97 | 347.90           | —                | Dry          | —                | —           | —           | —             | —             | —                    | — | — | — | —                   | —                   | —               | —               |                         |
| VMW-2     | 05/13/97 | 347.90           | —                | —            | —                | —           | —           | —             | —             | —                    | — | — | — | —                   | —                   | —               | —               |                         |
| VMW-2     | 08/12/97 | 347.90           | —                | Dry          | —                | —           | —           | —             | —             | —                    | — | — | — | —                   | —                   | —               | —               |                         |
| VMW-2     | 10/31/97 | 347.90           | —                | Dry          | —                | —           | —           | —             | —             | —                    | — | — | — | —                   | —                   | —               | —               |                         |
| VMW-2     | 01/21/98 | 347.90           | 0.00             | 27.85        | 320.05           | —           | —           | —             | —             | —                    | — | — | — | —                   | —                   | —               | —               |                         |
| VMW-2     | 04/24/98 | 347.90           | —                | Dry          | —                | —           | —           | —             | —             | —                    | — | — | — | —                   | —                   | —               | —               |                         |
| VMW-2     | 07/20/98 | 347.90           | —                | Dry          | —                | —           | —           | —             | —             | —                    | — | — | — | —                   | —                   | —               | —               |                         |
| VMW-2     | 10/21/98 | 347.90           | —                | Dry          | —                | —           | —           | —             | —             | —                    | — | — | — | —                   | —                   | —               | —               |                         |
| VMW-2     | 02/22/99 | 347.90           | —                | Dry          | —                | —           | —           | —             | —             | —                    | — | — | — | —                   | —                   | —               | —               |                         |
| VMW-2     | 05/27/99 | 347.90           | —                | Dry          | —                | —           | —           | —             | —             | —                    | — | — | — | —                   | —                   | —               | —               |                         |
| VMW-2     | 09/16/99 | 347.90           | —                | Dry          | —                | —           | —           | —             | —             | —                    | — | — | — | —                   | —                   | —               | —               |                         |
| VMW-2     | 11/15/99 | 347.90           | —                | Dry          | —                | —           | —           | —             | —             | —                    | — | — | — | —                   | —                   | —               | —               |                         |
| VMW-2**   | 03/02/00 | 347.90           | —                | —            | —                | —           | —           | —             | —             | —                    | — | — | — | —                   | —                   | —               | —               |                         |
| VMW-2     | 06/06/00 | 347.90           | —                | Dry          | —                | —           | —           | —             | —             | —                    | — | — | — | —                   | —                   | —               | —               |                         |
| VMW-2     | 08/29/00 | 347.90           | —                | Dry          | —                | —           | —           | —             | —             | —                    | — | — | — | —                   | —                   | —               | —               |                         |
| VMW-2     | 11/07/00 | 347.90           | —                | Dry          | —                | —           | —           | —             | —             | —                    | — | — | — | —                   | —                   | —               | —               |                         |
| VMW-2     | 01/30/01 | 347.90           | —                | Dry          | —                | —           | —           | —             | —             | —                    | — | — | — | —                   | —                   | —               | —               |                         |
| VMW-2     | 04/19/01 | 347.90           | —                | Dry          | —                | —           | —           | —             | —             | —                    | — | — | — | —                   | —                   | —               | —               |                         |
| VMW-3     | 11/30/93 | 348.10           | —                | Dry          | —                | —           | —           | —             | —             | —                    | — | — | — | —                   | —                   | —               | —               |                         |
| VMW-3     | 01/27/94 | 348.10           | —                | Dry          | —                | —           | —           | —             | —             | —                    | — | — | — | —                   | —                   | —               | —               |                         |
| VMW-3     | 04/25/94 | 348.10           | Trace            | 31.23        | 316.87           | —           | —           | —             | —             | —                    | — | — | — | —                   | —                   | —               | —               |                         |
| VMW-3     | 07/08/94 | 348.10           | —                | Dry          | —                | —           | —           | —             | —             | —                    | — | — | — | —                   | —                   | —               | —               |                         |
| VMW-3     | 02/21/95 | 348.10           | —                | Dry          | —                | —           | —           | —             | —             | —                    | — | — | — | —                   | —                   | —               | —               |                         |
| VMW-3     | 05/03/95 | 348.10           | —                | Dry          | —                | —           | —           | —             | —             | —                    | — | — | — | —                   | —                   | —               | —               |                         |
| VMW-3     | 08/04/95 | 348.10           | —                | Dry          | —                | —           | —           | —             | —             | —                    | — | — | — | —                   | —                   | —               | —               |                         |
| VMW-3     | 11/10/95 | 348.10           | —                | Dry          | —                | —           | —           | —             | —             | —                    | — | — | — | —                   | —                   | —               | —               |                         |
| VMW-3     | 02/12/96 | 348.10           | —                | Dry          | —                | —           | —           | —             | —             | —                    | — | — | — | —                   | —                   | —               | —               |                         |
| VMW-3     | 05/17/96 | 348.10           | —                | Dry          | —                | —           | —           | —             | —             | —                    | — | — | — | —                   | —                   | —               | —               |                         |
| VMW-3     | 08/12/96 | 348.10           | —                | Dry          | —                | —           | —           | —             | —             | —                    | — | — | — | —                   | —                   | —               | —               |                         |
| VMW-3     | 11/08/96 | 348.10           | —                | Dry          | —                | —           | —           | —             | —             | —                    | — | — | — | —                   | —                   | —               | —               |                         |
| VMW-3     | 02/12/97 | 348.10           | —                | Dry          | —                | —           | —           | —             | —             | —                    | — | — | — | —                   | —                   | —               | —               |                         |
| VMW-3     | 03/17/97 | 348.10           | 0.00             | 31.29        | 316.81           | —           | —           | —             | —             | —                    | — | — | — | —                   | —                   | —               | —               |                         |
| VMW-3     | 05/13/97 | 348.10           | —                | —            | —                | —           | —           | —             | —             | —                    | — | — | — | —                   | —                   | —               | —               |                         |
| VMW-3     | 08/12/97 | 348.10           | —                | Dry          | —                | —           | —           | —             | —             | —                    | — | — | — | —                   | —                   | —               | —               |                         |
| VMW-3     | 10/31/97 | 348.10           | 0.00             | 31.21        | 316.89           | —           | —           | —             | —             | —                    | — | — | — | —                   | —                   | —               | —               |                         |

## Summary of Groundwater Monitoring and Chemical Analysis

Former Mobil Station 04-H6J

| Sample ID | Date     | Casing Product Depth to Groundwater |                          |              |        | Elevation (feet) | TPH-G (ppb) | TPH-D (ppb) | Benzene (ppb) | Toluene (ppb) | Ethyl-benzene (ppb) | Total Xylenes (ppb) | MTBE 8020 (ppb) | MTBE 8260 (ppb) | Dissolved Oxygen (mg/L) |
|-----------|----------|-------------------------------------|--------------------------|--------------|--------|------------------|-------------|-------------|---------------|---------------|---------------------|---------------------|-----------------|-----------------|-------------------------|
|           |          | Elevation (feet)                    | Product Thickness (feet) | Water (feet) |        |                  |             |             |               |               |                     |                     |                 |                 |                         |
| VMW-3     | 01/21/98 | 348.10                              | 0.00                     | 31.25        | 316.85 | —                | —           | —           | —             | —             | —                   | —                   | —               | —               |                         |
| VMW-3     | 04/24/98 | 348.10                              | 0.00                     | 31.21        | 316.89 | —                | —           | —           | —             | —             | —                   | —                   | —               | 0.34            |                         |
| VMW-3     | 07/20/98 | 348.10                              | —                        | Dry          | —      | —                | —           | —           | —             | —             | —                   | —                   | —               | —               |                         |
| VMW-3     | 10/21/98 | 348.10                              | —                        | Dry          | —      | —                | —           | —           | —             | —             | —                   | —                   | —               | —               |                         |
| VMW-3     | 02/22/99 | 348.10                              | —                        | Dry          | —      | —                | —           | —           | —             | —             | —                   | —                   | —               | —               |                         |
| VMW-3     | 05/27/99 | 348.10                              | 0.00                     | 36.14        | 311.96 | —                | —           | —           | —             | —             | —                   | —                   | —               | 1.84            |                         |
| VMW-3     | 09/16/99 | 348.10                              | 0.00                     | 31.32        | 316.78 | —                | —           | —           | —             | —             | —                   | —                   | —               | 1.32            |                         |
| VMW-3     | 11/15/99 | 348.10                              | 0.00                     | 31.21        | 316.89 | —                | —           | —           | —             | —             | —                   | —                   | —               | 1.71            |                         |
| VMW-3     | 03/02/00 | 348.10                              | 0.00                     | 31.14        | 316.96 | —                | —           | —           | —             | —             | —                   | —                   | —               | 5.93            |                         |
| VMW-3     | 06/06/00 | 348.10                              | 0.00                     | 31.18        | 316.92 | —                | —           | —           | —             | —             | —                   | —                   | —               | 1.11            |                         |
| VMW-3     | 08/29/00 | 348.10                              | 0.00                     | 31.20        | 316.90 | —                | —           | —           | —             | —             | —                   | —                   | —               | 0.40            |                         |
| VMW-3     | 11/07/00 | 348.10                              | 0.00                     | 31.20        | 316.90 | —                | —           | —           | —             | —             | —                   | —                   | —               | 2.02            |                         |
| VMW-3     | 01/30/01 | 348.10                              | —                        | Dry          | —      | —                | —           | —           | —             | —             | —                   | —                   | —               | —               |                         |
| VMW-3     | 04/19/01 | 348.10                              | 0.00                     | 31.16        | 316.94 | —                | —           | —           | —             | —             | —                   | —                   | —               | 2.39            |                         |
| VMW-4     | 11/30/93 | 347.95                              | —                        | Dry          | —      | —                | —           | —           | —             | —             | —                   | —                   | —               | —               |                         |
| VMW-4     | 01/27/94 | 347.95                              | —                        | Dry          | —      | —                | —           | —           | —             | —             | —                   | —                   | —               | —               |                         |
| VMW-4     | 04/25/94 | 347.95                              | —                        | 31.41        | 316.54 | —                | —           | —           | —             | —             | —                   | —                   | —               | —               |                         |
| VMW-4     | 07/08/94 | 347.95                              | —                        | Dry          | —      | —                | —           | —           | —             | —             | —                   | —                   | —               | —               |                         |
| VMW-4     | 02/21/95 | 347.95                              | —                        | Dry          | —      | —                | —           | —           | —             | —             | —                   | —                   | —               | —               |                         |
| VMW-4     | 05/03/95 | 347.95                              | —                        | Dry          | —      | —                | —           | —           | —             | —             | —                   | —                   | —               | —               |                         |
| VMW-4     | 08/04/95 | 347.95                              | —                        | Dry          | —      | —                | —           | —           | —             | —             | —                   | —                   | —               | —               |                         |
| VMW-4     | 11/10/95 | 347.95                              | —                        | Dry          | —      | —                | —           | —           | —             | —             | —                   | —                   | —               | —               |                         |
| VMW-4     | 02/12/96 | 347.95                              | —                        | Dry          | —      | —                | —           | —           | —             | —             | —                   | —                   | —               | —               |                         |
| VMW-4     | 05/17/96 | 347.95                              | —                        | Dry          | —      | —                | —           | —           | —             | —             | —                   | —                   | —               | —               |                         |
| VMW-4     | 08/12/96 | 347.95                              | —                        | Dry          | —      | —                | —           | —           | —             | —             | —                   | —                   | —               | —               |                         |
| VMW-4     | 11/08/96 | 347.95                              | —                        | Dry          | —      | —                | —           | —           | —             | —             | —                   | —                   | —               | —               |                         |
| VMW-4     | 02/12/97 | 347.95                              | —                        | Dry          | —      | —                | —           | —           | —             | —             | —                   | —                   | —               | —               |                         |
| VMW-4     | 03/17/97 | 347.95                              | —                        | Dry          | —      | —                | —           | —           | —             | —             | —                   | —                   | —               | —               |                         |
| VMW-4     | 05/13/97 | 347.95                              | —                        | —            | —      | —                | —           | —           | —             | —             | —                   | —                   | —               | —               |                         |
| VMW-4     | 08/12/97 | 347.95                              | —                        | Dry          | —      | —                | —           | —           | —             | —             | —                   | —                   | —               | —               |                         |
| VMW-4     | 10/31/97 | 347.95                              | —                        | Dry          | —      | —                | —           | —           | —             | —             | —                   | —                   | —               | —               |                         |
| VMW-4     | 01/21/98 | 347.95                              | 0.00                     | 10.95        | 337.00 | —                | —           | —           | —             | —             | —                   | —                   | —               | —               |                         |
| VMW-4     | 04/24/98 | 347.95                              | —                        | Dry          | —      | —                | —           | —           | —             | —             | —                   | —                   | —               | —               |                         |
| VMW-4     | 07/20/98 | 347.95                              | —                        | Dry          | —      | —                | —           | —           | —             | —             | —                   | —                   | —               | —               |                         |
| VMW-4     | 10/21/98 | 347.95                              | —                        | Dry          | —      | —                | —           | —           | —             | —             | —                   | —                   | —               | —               |                         |

## Summary of Groundwater Monitoring and Chemical Analysis

Former Mobil Station 04-H6J

| Sample ID | Date     | Casing Product Depth to Groundwater |                  |              |        | Elevation (feet) | TPH-G (ppb) | TPH-D (ppb) | Benzene (ppb) | Toluene (ppb) | Ethyl-benzene (ppb) | Total Xylenes (ppb) | MTBE 8020 (ppb) | MTBE 8260 (ppb) | Dissolved Oxygen (mg/L) |
|-----------|----------|-------------------------------------|------------------|--------------|--------|------------------|-------------|-------------|---------------|---------------|---------------------|---------------------|-----------------|-----------------|-------------------------|
|           |          | Elevation (feet)                    | Thickness (feet) | Water (feet) |        |                  |             |             |               |               |                     |                     |                 |                 |                         |
| VMW-4     | 02/22/99 | 347.95                              | —                | Dry          | —      | —                | —           | —           | —             | —             | —                   | —                   | —               | —               |                         |
| VMW-4     | 05/27/99 | 347.95                              | —                | Dry          | —      | —                | —           | —           | —             | —             | —                   | —                   | —               | —               |                         |
| VMW-4     | 09/16/99 | 347.95                              | —                | Dry          | —      | —                | —           | —           | —             | —             | —                   | —                   | —               | —               |                         |
| VMW-4     | 11/15/99 | 347.95                              | —                | Dry          | —      | —                | —           | —           | —             | —             | —                   | —                   | —               | —               |                         |
| VMW-4     | 03/02/00 | 347.95                              | 0.00             | 10.13        | 337.82 | —                | —           | —           | —             | —             | —                   | —                   | —               | 2.49            |                         |
| VMW-4     | 06/06/00 | 347.95                              | —                | Dry          | —      | —                | —           | —           | —             | —             | —                   | —                   | —               | —               |                         |
| VMW-4     | 08/29/00 | 347.95                              | —                | Dry          | —      | —                | —           | —           | —             | —             | —                   | —                   | —               | —               |                         |
| VMW-4     | 11/07/00 | 347.95                              | —                | Dry          | —      | —                | —           | —           | —             | —             | —                   | —                   | —               | —               |                         |
| VMW-4     | 01/30/01 | 347.95                              | —                | Dry          | —      | —                | —           | —           | —             | —             | —                   | —                   | —               | —               |                         |
| VMW-4     | 04/19/01 | 347.95                              | —                | Dry          | —      | —                | —           | —           | —             | —             | —                   | —                   | —               | —               |                         |
|           |          |                                     |                  |              |        |                  |             |             |               |               |                     |                     |                 |                 |                         |
| RW-1      | 11/30/93 | 347.89                              | Trace            | 37.75        | 310.14 | —                | —           | —           | —             | —             | —                   | —                   | —               | —               |                         |
| RW-1      | 01/27/94 | 347.89                              | Trace            | 42.00        | 305.89 | —                | —           | —           | —             | —             | —                   | —                   | —               | —               |                         |
| RW-1      | 04/25/94 | 347.89                              | 0.02             | 40.24        | 307.67 | —                | —           | —           | —             | —             | —                   | —                   | —               | —               |                         |
| RW-1      | 07/08/94 | 347.89                              | 0.15             | 41.41        | 306.59 | —                | —           | —           | —             | —             | —                   | —                   | —               | —               |                         |
| RW-1      | 10/05/94 | 347.89                              | Trace            | 42.18        | 305.71 | —                | —           | —           | —             | —             | —                   | —                   | —               | —               |                         |
| RW-1      | 02/21/95 | 347.89                              | Trace            | 34.94        | 312.95 | 110,000          | —           | 16,000      | 29,000        | 2,200         | 14,000              | —                   | —               | —               |                         |
| RW-1      | 05/03/95 | 347.89                              | 0.01             | 34.83        | 313.07 | —                | —           | —           | —             | —             | —                   | —                   | —               | —               |                         |
| RW-1      | 08/04/95 | 347.89                              | Trace            | 37.11        | 310.78 | —                | —           | —           | —             | —             | —                   | —                   | —               | —               |                         |
| RW-1      | 11/10/95 | 347.89                              | 0.02             | 39.74        | 308.17 | —                | —           | —           | —             | —             | —                   | —                   | —               | —               |                         |
| RW-1      | 02/12/96 | 347.89                              | 0.00             | 47.29        | 300.60 | 41,000           | —           | 4,400       | 12,000        | 960           | 6,900               | 120                 | —               | —               |                         |
| RW-1      | 05/17/96 | 347.89                              | 0.00             | 47.53        | 300.36 | 81,000           | —           | 2,700       | 8,600         | 1,100         | 6,300               | ND                  | —               | —               |                         |
| RW-1      | 08/12/96 | 347.89                              | 0.00             | 39.75        | 308.14 | 140,000          | —           | 12,000      | 25,000        | 2,200         | 15,000              | ND                  | —               | —               |                         |
| RW-1      | 11/08/96 | 347.89                              | —                | —            | —      | 81,000           | —           | 5,300       | 11,000        | 1,300         | 8,900               | ND                  | —               | —               |                         |
| RW-1      | 02/12/97 | 347.89                              | 0.00             | 46.50        | 301.39 | —                | —           | —           | —             | —             | —                   | —                   | —               | —               |                         |
| RW-1†     | 03/17/97 | 347.89                              | 0.00             | 49.30        | 298.59 | 38,000           | —           | 3,600       | 12,000        | 710           | 7,400               | ND                  | —               | —               |                         |
| RW-1†     | 05/13/97 | 347.89                              | 0.00             | 37.86        | 310.03 | 130,000          | —           | 7,300       | 20,000        | 1,500         | 12,000              | ND                  | —               | —               |                         |
| RW-1†     | 08/12/97 | 347.89                              | 0.00             | 40.77        | 307.12 | 72,000           | —           | 9,200       | 19,000        | 1,300         | 7,000               | 1,000               | ND              | —               |                         |
| RW-1†     | 10/31/97 | 347.89                              | 0.00             | 47.54        | 300.35 | 45,000           | —           | 4,500       | 11,000        | 530           | 6,800               | 630                 | ND              | —               |                         |
| RW-1†     | 01/21/98 | 347.89                              | 0.00             | 46.71        | 301.18 | 23,000           | —           | 570         | 1,300         | 120           | 2,500               | ND                  | ND              | —               |                         |
| RW-1†     | 04/24/98 | 347.89                              | 0.00             | —            | —      | 28,000           | —           | 1,300       | 3,400         | 250           | 4,000               | ND                  | —               | —               |                         |
| RW-1†     | 07/20/98 | 347.89                              | 0.00             | 45.54        | 302.35 | 21,000           | —           | 1,400       | 3,500         | 530           | 2,700               | ND                  | ND              | 1.60            |                         |
| RW-1†     | 10/21/98 | 347.89                              | 0.00             | 42.41        | 305.48 | 35,000           | —           | 3,500       | 5,700         | 660           | 4,100               | ND                  | 25              | 5.41            |                         |
| RW-1†     | 02/22/99 | 347.89                              | 0.00             | 41.25        | 306.64 | 28,000           | —           | 1,100       | 1,700         | 220           | 3,000               | ND                  | ND              | 5.01            |                         |
| RW-1†     | 05/27/99 | 347.89                              | 0.00             | 41.39        | 306.50 | 23,000           | —           | 1,400       | 1,800         | 320           | 3,000               | ND                  | —               | 4.31            |                         |
| RW-1†     | 09/16/99 | 347.89                              | 0.00             | 44.23        | 303.66 | 34,000           | —           | 910         | 5,000         | 1,000         | 3,800               | ND                  | —               | 6.64            |                         |

## Summary of Groundwater Monitoring and Chemical Analysis

Former Mobil Station 04-H6J

| Sample ID | Date     | Casing Product Depth to Groundwater |                  |              |                  | TPH-G (ppb) | TPH-D (ppb) | Benzene (ppb) | Toluene (ppb) | Ethyl-benzene (ppb) | Total Xylenes (ppb) | MTBE 8020 (ppb) | MTBE 8260 (ppb) | Dissolved Oxygen (mg/L) |
|-----------|----------|-------------------------------------|------------------|--------------|------------------|-------------|-------------|---------------|---------------|---------------------|---------------------|-----------------|-----------------|-------------------------|
|           |          | Elevation (feet)                    | Thickness (feet) | Water (feet) | Elevation (feet) |             |             |               |               |                     |                     |                 |                 |                         |
| RW-1†     | 11/15/99 | 347.89                              | 0.00             | 43.28        | 304.61           | 11,000      | —           | 66            | 98            | 29                  | 1,000               | 34              | —               | 1.64                    |
| RW-1†     | 03/02/00 | 347.89                              | 0.00             | 41.02        | 306.87           | 26,000      | —           | 870           | 1,500         | 490                 | 3,000               | 120             | <10             | 3.48                    |
| RW-1      | 06/06/00 | 347.89                              | —                | Dry          | —                | —           | —           | —             | —             | —                   | —                   | —               | —               | —                       |
| RW-1†     | 08/29/00 | 347.89                              | 0.00             | 45.10        | 302.79           | 11,000      | —           | 480           | 250           | 380                 | 720                 | <10             | —               | 3.00                    |
| RW-1†     | 11/07/00 | 347.89                              | 0.00             | 43.63        | 304.26           | 16,000      | —           | 590           | 230           | 350                 | 980                 | <100            | —               | 2.19                    |
| RW-1†     | 01/30/01 | 347.89                              | 0.00             | 44.81        | 303.08           | 9,900       | —           | 390           | 89            | 340                 | 240                 | <100            | —               | 0.67                    |
| RW-1†     | 04/19/01 | 347.89                              | 0.00             | 44.02        | 303.87           | 10,000      | —           | 600           | 130           | 350                 | 440                 | <100            | <7              | 1.31                    |
| RW-2      | 10/05/94 | 347.82                              | 0.00             | 43.33        | 304.49           | 41,000      | —           | 6,500         | 6,300         | 1,000               | 5,400               | —               | —               | —                       |
| RW-2      | 02/21/95 | 347.82                              | 0.00             | 35.05        | 312.77           | 45,000      | —           | 6,200         | 2,600         | 1,400               | 5,600               | —               | —               | —                       |
| RW-2      | 05/03/95 | 347.82                              | 0.00             | 35.11        | 312.71           | 30,000      | —           | 3,600         | 2,000         | 1,000               | 5,700               | —               | —               | —                       |
| RW-2      | 08/04/95 | 347.82                              | 0.00             | 37.35        | 310.47           | 21,000      | —           | 4,100         | 1,400         | 810                 | 3,200               | ND              | —               | —                       |
| RW-2      | 11/10/95 | 347.82                              | 0.00             | 41.02        | 306.80           | 26,000      | —           | 2,600         | 990           | 810                 | 2,700               | —               | —               | —                       |
| RW-2      | 02/12/96 | 347.82                              | 0.00             | 38.63        | 309.19           | 10,000      | —           | 600           | 600           | 230                 | 1,900               | ND              | —               | —                       |
| RW-2      | 05/17/96 | 347.82                              | 0.00             | 48.56        | 299.26           | 4,000       | —           | 300           | 64            | 86                  | 470                 | 10              | —               | —                       |
| RW-2      | 08/12/96 | 347.82                              | 0.00             | 44.74        | 303.08           | 5,400       | —           | 1,100         | 36            | 320                 | 190                 | ND              | —               | —                       |
| RW-2      | 11/08/96 | 347.82                              | —                | —            | —                | 3,500       | —           | 480           | 48            | 150                 | 150                 | ND              | —               | —                       |
| RW-2      | 02/12/97 | 347.82                              | 0.00             | 48.10        | 299.72           | —           | —           | —             | —             | —                   | —                   | —               | —               | —                       |
| RW-2†     | 03/17/97 | 347.82                              | 0.00             | 50.90        | 296.92           | 1,100       | —           | 180           | 21            | 42                  | 56                  | ND              | —               | —                       |
| RW-2†     | 05/13/97 | 347.82                              | 0.00             | 38.11        | 309.71           | 3,500       | —           | 680           | 93            | 150                 | 300                 | ND              | —               | —                       |
| RW-2†     | 08/12/97 | 347.82                              | 0.00             | 44.22        | 303.60           | 1,200       | —           | 180           | 6.7           | 44                  | 27                  | ND              | —               | —                       |
| RW-2†     | 10/31/97 | 347.82                              | 0.00             | 49.13        | 298.69           | 440         | —           | 8.9           | 3.6           | 1.5                 | 90                  | ND              | —               | —                       |
| RW-2†     | 01/21/98 | 347.82                              | 0.00             | 49.39        | 298.43           | ND          | —           | ND            | ND            | ND                  | ND                  | ND              | —               | —                       |
| RW-2†     | 04/24/98 | 347.82                              | —                | —            | —                | 3,000       | —           | 100           | 12            | 46                  | 77                  | 28              | ND              | —                       |
| RW-2†     | 07/20/98 | 347.82                              | 0.00             | 47.16        | 300.66           | 480         | —           | 20            | 6.9           | 7.7                 | 9.6                 | ND              | —               | 1.72                    |
| RW-2†     | 10/21/98 | 347.82                              | 0.00             | 46.08        | 301.74           | 780         | —           | 4.4           | 6.1           | 2.8                 | 3.9                 | ND              | —               | 2.18                    |
| RW-2†     | 02/22/99 | 347.82                              | 0.00             | 44.31        | 303.51           | 2,300       | —           | 87            | 11            | 33                  | 27                  | ND              | —               | 3.07                    |
| RW-2†     | 05/27/99 | 347.82                              | 0.00             | 44.15        | 303.67           | 310         | —           | 1.4           | 4.5           | 0.6                 | 1.7                 | ND              | —               | 2.83                    |
| RW-2†     | 09/16/99 | 347.82                              | 0.00             | 47.97        | 299.85           | 260         | —           | ND            | ND            | ND                  | ND                  | ND              | —               | 1.87                    |
| RW-2†     | 11/15/99 | 347.82                              | 0.00             | 49.44        | 298.38           | ND          | —           | ND            | ND            | ND                  | ND                  | ND              | —               | 1.78                    |
| RW-2†     | 03/02/00 | 347.82                              | 0.00             | 45.70        | 302.12           | 180         | —           | <1.0          | <1.0          | <1.0                | <0.60               | <10             | —               | 3.49                    |
| RW-2†     | 06/06/00 | 347.82                              | 0.00             | 45.62        | 302.20           | 250         | —           | 7.2           | 6.9           | 5.1                 | 24                  | <0.30           | —               | 1.73                    |
| RW-2†     | 08/29/00 | 347.82                              | 0.00             | 50.69        | 297.13           | <50         | —           | 0.38          | 1.0           | <0.30               | <0.60               | <10             | —               | 0.90                    |
| RW-2†     | 11/07/00 | 347.82                              | 0.00             | 48.40        | 299.42           | <20         | —           | 0.32          | 0.32          | 0.22                | <0.60               | <0.30           | —               | 1.32                    |
| RW-2†     | 01/30/01 | 347.82                              | 0.00             | 50.37        | 297.45           | <20         | —           | <0.20         | <0.20         | <0.20               | <0.60               | <0.30           | —               | 0.62                    |
| RW-2†     | 04/19/01 | 347.82                              | 0.00             | 48.06        | 299.76           | <20         | —           | <0.20         | <0.20         | <0.20               | <0.60               | <0.30           | —               | 2.30                    |

## Summary of Groundwater Monitoring and Chemical Analysis

Former Mobil Station 04-H6J

| Sample ID | Date     | Casing Product Depth to Groundwater |                  |              |                  | TPH-G (ppb) | TPH-D (ppb) | Benzene (ppb) | Toluene (ppb) | Ethyl-benzene (ppb) | Total Xylenes (ppb) | MTBE 8020 (ppb) | MTBE 8260 (ppb) | Dissolved Oxygen (mg/L) |
|-----------|----------|-------------------------------------|------------------|--------------|------------------|-------------|-------------|---------------|---------------|---------------------|---------------------|-----------------|-----------------|-------------------------|
|           |          | Elevation (feet)                    | Thickness (feet) | Water (feet) | Elevation (feet) |             |             |               |               |                     |                     |                 |                 |                         |
| RW-3      | 10/05/94 | 347.92                              | 0.00             | 44.66        | 303.26           | 1,600       | —           | 120           | 180           | 26                  | 170                 | —               | —               | —                       |
| RW-3      | 02/21/95 | 347.92                              | 0.00             | 39.85        | 308.07           | 620         | —           | 67            | 30            | 12                  | 48                  | —               | —               | —                       |
| RW-3      | 05/03/95 | 347.92                              | 0.00             | 40.12        | 307.80           | 780         | —           | 31            | 28            | 6.0                 | 40                  | —               | —               | —                       |
| RW-3      | 08/04/95 | 347.92                              | 0.00             | 41.84        | 306.08           | 190         | —           | 37            | 14            | ND                  | 19                  | 8.1             | —               | —                       |
| RW-3      | 11/10/95 | 347.92                              | 0.00             | 44.45        | 303.47           | 160         | —           | 19            | 5.0           | ND                  | 4.4                 | —               | —               | —                       |
| RW-3      | 02/12/96 | 347.92                              | 0.00             | 42.62        | 305.30           | ND          | —           | 0.78          | 2.0           | ND                  | 2.0                 | 1.4             | —               | —                       |
| RW-3      | 05/17/96 | 347.92                              | 0.00             | 48.90        | 299.02           | 52          | —           | 2.8           | 0.5           | ND                  | ND                  | 3.6             | —               | —                       |
| RW-3      | 08/12/96 | 347.92                              | 0.00             | 43.71        | 304.21           | ND          | —           | 0.87          | ND            | ND                  | ND                  | ND              | —               | —                       |
| RW-3      | 11/08/96 | 347.92                              | —                | —            | —                | 110         | —           | 28            | 3.3           | 1.2                 | 4.5                 | ND              | —               | —                       |
| RW-3      | 02/12/97 | 347.92                              | 0.00             | 48.82        | 299.10           | —           | —           | —             | —             | —                   | —                   | —               | —               | —                       |
| RW-3†     | 03/17/97 | 347.92                              | 0.00             | 51.61        | 296.31           | ND          | —           | ND            | ND            | ND                  | ND                  | ND              | —               | —                       |
| RW-3†     | 05/13/97 | 347.92                              | 0.00             | 38.22        | 309.70           | 960         | —           | 180           | 190           | 6.8                 | 79                  | ND              | —               | —                       |
| RW-3†     | 08/12/97 | 347.92                              | 0.00             | 44.15        | 303.77           | 160         | —           | 20            | 11            | 2.1                 | 17                  | 4.8             | —               | —                       |
| RW-3†     | 10/31/97 | 347.92                              | 0.00             | 48.18        | 299.74           | 330         | —           | 11            | 14            | 4.4                 | 32                  | 10              | —               | —                       |
| RW-3†     | 01/21/98 | 347.92                              | 0.00             | 46.31        | 301.61           | 50          | —           | 1.4           | 0.9           | 0.4                 | 2.1                 | ND              | —               | —                       |
| RW-3†     | 04/24/98 | 347.92                              | —                | —            | —                | ND          | —           | ND            | ND            | ND                  | ND                  | ND              | —               | —                       |
| RW-3†     | 07/20/98 | 347.92                              | 0.00             | 46.81        | 301.11           | 80          | —           | 0.6           | 1.0           | ND                  | ND                  | ND              | —               | 2.87                    |
| RW-3      | 10/21/98 | 347.92                              | —                | Dry          | —                | —           | —           | —             | —             | —                   | —                   | —               | —               | —                       |
| RW-3†     | 02/22/99 | 347.92                              | 0.00             | 44.17        | 303.75           | ND          | —           | ND            | ND            | ND                  | ND                  | ND              | —               | 3.42                    |
| RW-3†     | 05/27/99 | 347.92                              | 0.00             | 44.40        | 303.52           | ND          | —           | ND            | ND            | ND                  | ND                  | ND              | —               | 3.18                    |
| RW-3†^    | 09/16/99 | 347.92                              | 0.00             | 44.58        | 303.34           | 45,000      | —           | 960           | 5,700         | 1,200               | 5,000               | 200             | —               | 8.45                    |
| RW-3†^    | 10/04/99 | 347.92                              | —                | —            | —                | ND          | —           | ND            | 0.6           | ND                  | ND                  | ND              | —               | —                       |
| RW-3†     | 11/15/99 | 347.92                              | 0.00             | 48.32        | 299.60           | 93          | —           | ND            | ND            | 1.2                 | 3.3                 | ND              | —               | 3.88                    |
| RW-3†     | 03/02/00 | 347.92                              | 0.00             | 47.60        | 300.32           | <50         | —           | <0.30         | <0.30         | <0.30               | <0.60               | <10             | —               | 2.22                    |
| RW-3†     | 06/06/00 | 347.92                              | 0.00             | 45.58        | 302.34           | <20         | —           | <0.20         | <0.20         | <0.20               | <0.60               | <0.30           | —               | 6.83                    |
| RW-3†     | 08/29/00 | 347.92                              | 0.00             | 47.72        | 300.20           | <50         | —           | <0.30         | 0.47          | <0.30               | <0.60               | <10             | —               | 0.30                    |
| RW-3†     | 11/07/00 | 347.92                              | 0.00             | 47.18        | 300.74           | <20         | —           | <0.20         | <0.20         | <0.20               | <0.60               | 1.8             | —               | 1.78                    |
| RW-3†     | 01/30/01 | 347.92                              | 0.00             | 47.72        | 300.20           | 33          | —           | <0.20         | <0.20         | <0.20               | <0.60               | 4.3             | <5              | 0.80                    |
| RW-3†     | 04/19/01 | 347.92                              | 0.00             | 45.73        | 302.19           | <20         | —           | <0.20         | <0.20         | 0.34                | <0.60               | 0.33            | —               | 3.15                    |
| RW-4      | 10/05/94 | 348.29                              | 0.00             | 42.62        | 305.67           | 130         | —           | 11            | 4.9           | 1.5                 | 9.2                 | —               | —               | —                       |
| RW-4      | 02/21/95 | 348.29                              | 0.02             | 35.40        | 312.91           | —           | —           | —             | —             | —                   | —                   | —               | —               | —                       |
| RW-4      | 05/03/95 | 348.29                              | 0.00             | 35.03        | 313.26           | —           | —           | —             | —             | —                   | —                   | —               | —               | —                       |
| RW-4      | 05/04/95 | 348.29                              | —                | —            | —                | 2,900       | —           | 330           | 130           | 120                 | 410                 | —               | —               | —                       |
| RW-4      | 08/04/95 | 348.29                              | 0.00             | 37.62        | 310.67           | 520         | —           | 63            | ND            | 14                  | 2.1                 | 6.1             | —               | —                       |



## Summary of Groundwater Monitoring and Chemical Analysis

Former Mobil Station 04-H6J

| Sample ID | Date     | Casing Product Depth to Groundwater |                  |              |                  | TPH-G (ppb) | TPH-D (ppb) | Benzene (ppb) | Toluene (ppb) | Ethyl-benzene (ppb) | Total Xylenes (ppb) | MTBE 8020 (ppb) | MTBE 8260 (ppb) | Dissolved Oxygen (mg/L) |
|-----------|----------|-------------------------------------|------------------|--------------|------------------|-------------|-------------|---------------|---------------|---------------------|---------------------|-----------------|-----------------|-------------------------|
|           |          | Elevation (feet)                    | Thickness (feet) | Water (feet) | Elevation (feet) |             |             |               |               |                     |                     |                 |                 |                         |
| RW-4      | 11/10/95 | 348.29                              | 0.00             | 40.26        | 308.03           | 450         | —           | 94            | 28            | 31                  | 43                  | —               | —               | —                       |
| RW-4      | 02/12/96 | 348.29                              | 0.00             | 36.84        | 311.45           | 52          | —           | 1.5           | 2.0           | 2.9                 | 2.4                 | 4.0             | —               | —                       |
| RW-4      | 05/17/96 | 348.29                              | 0.00             | 36.58        | 311.71           | 160         | —           | 7.7           | 2.3           | 26                  | 1.4                 | ND              | —               | —                       |
| RW-4      | 08/12/96 | 348.29                              | 0.00             | 38.96        | 309.33           | ND          | —           | ND            | ND            | ND                  | ND                  | ND              | —               | —                       |
| RW-4      | 11/08/96 | 348.29                              | —                | —            | —                | ND          | —           | ND            | ND            | ND                  | ND                  | ND              | —               | —                       |
| RW-4      | 02/12/97 | 348.29                              | 0.00             | 34.95        | 313.34           | —           | —           | —             | —             | —                   | —                   | —               | —               | —                       |
| RW-4†     | 03/17/97 | 348.29                              | 0.00             | 37.75        | 310.54           | ND          | —           | ND            | ND            | ND                  | ND                  | ND              | —               | —                       |
| RW-4†     | 05/13/97 | 348.29                              | 0.00             | 38.36        | 309.93           | ND          | —           | ND            | ND            | ND                  | ND                  | ND              | —               | —                       |
| RW-4†     | 08/12/97 | 348.29                              | 0.00             | 41.28        | 307.01           | ND          | —           | ND            | ND            | ND                  | ND                  | ND              | —               | —                       |
| RW-4†     | 10/31/97 | 348.29                              | 0.00             | 41.75        | 306.54           | ND          | —           | ND            | ND            | ND                  | ND                  | ND              | —               | —                       |
| RW-4†     | 01/21/98 | 348.29                              | 0.00             | 41.61        | 306.68           | ND          | —           | ND            | ND            | ND                  | ND                  | ND              | —               | —                       |
| RW-4†     | 04/24/98 | 348.29                              | —                | —            | —                | ND          | —           | ND            | ND            | ND                  | ND                  | ND              | —               | —                       |
| RW-4†     | 07/20/98 | 348.29                              | 0.00             | 49.94        | 298.35           | ND          | —           | ND            | ND            | ND                  | ND                  | ND              | —               | 1.93                    |
| RW-4      | 10/21/98 | 348.29                              | —                | Dry          | —                | —           | —           | —             | —             | —                   | —                   | —               | —               | —                       |
| RW-4†     | 02/22/99 | 348.29                              | 0.00             | 41.80        | 306.49           | ND          | —           | ND            | ND            | ND                  | ND                  | ND              | —               | 2.98                    |
| RW-4†     | 05/27/99 | 348.29                              | 0.00             | 42.06        | 306.23           | ND          | —           | ND            | ND            | ND                  | ND                  | ND              | —               | 2.43                    |
| RW-4†     | 09/16/99 | 348.29                              | 0.00             | 44.87        | 303.42           | ND          | —           | ND            | ND            | ND                  | ND                  | ND              | —               | 1.94                    |
| RW-4†     | 11/15/99 | 348.29                              | 0.00             | 44.60        | 303.69           | ND          | —           | ND            | ND            | ND                  | ND                  | ND              | —               | 2.20                    |
| RW-4†     | 03/02/00 | 348.29                              | 0.00             | 41.48        | 306.81           | <50         | —           | <0.30         | <0.30         | <0.30               | <0.60               | <10             | —               | 2.18                    |
| RW-4†     | 06/06/00 | 348.29                              | 0.00             | 43.41        | 304.88           | <20         | —           | <0.20         | <0.20         | <0.20               | <0.60               | <0.30           | —               | 1.63                    |
| RW-4†     | 08/29/00 | 348.29                              | 0.00             | 45.38        | 302.91           | <50         | —           | <0.30         | <0.30         | <0.30               | <0.60               | <10             | —               | 1.20                    |
| RW-4†     | 11/07/00 | 348.29                              | 0.00             | 43.99        | 304.30           | <20         | —           | <0.20         | <0.20         | <0.20               | <0.60               | <0.30           | —               | 1.68                    |
| RW-4†     | 01/30/01 | 348.29                              | 0.00             | 45.12        | 303.17           | <20         | —           | <0.20         | <0.20         | <0.20               | <0.60               | <0.30           | —               | 0.74                    |
| RW-4†     | 04/19/01 | 348.29                              | 0.00             | 44.42        | 303.87           | <20         | —           | <0.20         | <0.20         | <0.20               | <0.60               | <0.30           | —               | 3.47                    |

### FORMER UNOCAL STATION #0543 WELLS

|       |          |        |      |       |        |    |    |    |    |    |    |   |   |   |
|-------|----------|--------|------|-------|--------|----|----|----|----|----|----|---|---|---|
| MW-1# | 12/16/92 | 351.18 | —    | —     | —      | ND | ND | ND | ND | ND | ND | — | — | — |
| MW-1# | 02/02/93 | 351.18 | 0.00 | 37.76 | 313.42 | —  | —  | —  | —  | —  | —  | — | — | — |
| MW-1# | 03/01/93 | 351.18 | 0.00 | 36.26 | 314.92 | —  | —  | —  | —  | —  | —  | — | — | — |
| MW-1# | 04/14/93 | 351.18 | 0.00 | 36.56 | 314.62 | ND | ND | ND | ND | ND | ND | — | — | — |
| MW-1# | 05/14/93 | 351.18 | 0.00 | 37.27 | 313.91 | —  | —  | —  | —  | —  | —  | — | — | — |
| MW-1# | 06/15/93 | 351.18 | 0.00 | 38.02 | 313.16 | —  | —  | —  | —  | —  | —  | — | — | — |
| MW-1# | 07/06/93 | 351.18 | 0.00 | 38.06 | 313.12 | ND | ND | ND | ND | ND | ND | — | — | — |
| MW-1# | 11/30/93 | 350.78 | —    | —     | —      | —  | —  | —  | —  | —  | —  | — | — | — |
| MW-1# | 01/27/94 | 350.78 | 0.00 | 43.41 | 307.37 | ND | —  | ND | ND | ND | ND | — | — | — |

## Summary of Groundwater Monitoring and Chemical Analysis

Former Mobil Station 04-H6J

| Sample ID | Date     | Casing Product Depth to Groundwater |                  |              |                  | TPH-G (ppb) | TPH-D (ppb) | Benzene (ppb) | Toluene (ppb) | Ethyl-benzene (ppb) | Total Xylenes (ppb) | MTBE 8020 (ppb) | MTBE 8260 (ppb) | Dissolved Oxygen (mg/L) |
|-----------|----------|-------------------------------------|------------------|--------------|------------------|-------------|-------------|---------------|---------------|---------------------|---------------------|-----------------|-----------------|-------------------------|
|           |          | Elevation (feet)                    | Thickness (feet) | Water (feet) | Elevation (feet) |             |             |               |               |                     |                     |                 |                 |                         |
| MW-1#     | 04/25/94 | 350.78                              | 0.00             | 45.32        | 305.46           | ND          | —           | ND            | 3.5           | ND                  | 3.4                 | —               | —               | —                       |
| MW-1#     | 07/08/94 | 350.78                              | 0.00             | 46.26        | 304.52           | ND          | —           | ND            | ND            | ND                  | ND                  | —               | —               | —                       |
| MW-1#     | 10/05/94 | 350.78                              | 0.00             | 47.26        | 303.52           | ND          | —           | ND            | ND            | ND                  | ND                  | —               | —               | —                       |
| MW-1#     | 01/04/95 | 350.78                              | 0.00             | 44.98        | 305.80           | ND          | —           | ND            | ND            | ND                  | ND                  | —               | —               | —                       |
| MW-1#     | 05/03/95 | 350.78                              | 0.00             | 36.75        | 314.03           | —           | —           | —             | —             | —                   | —                   | —               | —               | —                       |
| MW-1#     | 08/04/95 | 350.78                              | 0.00             | 38.54        | 312.24           | —           | —           | —             | —             | —                   | —                   | —               | —               | —                       |
| MW-1#     | 11/10/95 | 350.78                              | 0.00             | 40.97        | 309.81           | —           | —           | —             | —             | —                   | —                   | —               | —               | —                       |
| MW-1#     | 02/12/96 | 350.78                              | 0.00             | 37.58        | 313.20           | —           | —           | —             | —             | —                   | —                   | —               | —               | —                       |
| MW-1#     | 08/19/96 | 350.78                              | 0.00             | 39.01        | 311.77           | —           | —           | —             | —             | —                   | —                   | —               | —               | —                       |
| MW-1#     | 02/12/97 | 350.78                              | 0.00             | 36.25        | 314.53           | —           | —           | —             | —             | —                   | —                   | —               | —               | —                       |
| MW-2#     | 12/16/92 | 349.83                              | —                | —            | —                | 1,600       | —           | 28            | ND            | 5.1                 | 5.6                 | —               | —               | —                       |
| MW-2#     | 02/02/93 | 349.83                              | 0.00             | 39.18        | 310.65           | —           | —           | —             | —             | —                   | —                   | —               | —               | —                       |
| MW-2#     | 03/01/93 | 349.83                              | 0.00             | 34.33        | 315.50           | —           | —           | —             | —             | —                   | —                   | —               | —               | —                       |
| MW-2#     | 04/14/93 | 349.83                              | 0.00             | 37.56        | 312.27           | 4,300       | —           | 7.2           | 5.8           | 13                  | 10                  | —               | —               | —                       |
| MW-2#     | 05/14/93 | 349.83                              | 0.00             | 37.49        | 312.34           | —           | —           | —             | —             | —                   | —                   | —               | —               | —                       |
| MW-2#     | 06/15/93 | 349.83                              | 0.00             | 39.34        | 310.49           | —           | —           | —             | —             | —                   | —                   | —               | —               | —                       |
| MW-2#     | 07/06/93 | 349.83                              | 0.00             | 37.82        | 312.01           | 4,700       | —           | 17            | 15            | 30                  | 28                  | —               | —               | —                       |
| MW-2#     | 11/30/93 | 349.51                              | —                | —            | —                | —           | —           | —             | —             | —                   | —                   | —               | —               | —                       |
| MW-2#     | 01/27/94 | 349.51                              | 0.00             | 43.15        | 306.36           | 1,500       | —           | 28            | 9.0           | ND                  | 20                  | —               | —               | —                       |
| MW-2#     | 04/25/94 | 349.51                              | 0.00             | 41.90        | 307.61           | 1,100       | —           | 19            | 1.7           | 2.5                 | 8.8                 | —               | —               | —                       |
| MW-2#     | 07/08/94 | 349.51                              | 0.00             | 42.75        | 306.76           | 1,100       | —           | 17            | ND            | ND                  | 6                   | —               | —               | —                       |
| MW-2#     | 10/05/94 | 349.51                              | 0.00             | 43.50        | 306.01           | 240         | —           | 4.7           | 2.5           | 0.52                | 2.6                 | —               | —               | —                       |
| MW-2#     | 01/04/95 | 349.51                              | 0.00             | 44.75        | 304.76           | 2,000       | —           | 23            | ND            | ND                  | ND                  | —               | —               | —                       |
| MW-2#     | 05/03/95 | 349.51                              | 0.00             | 36.98        | 312.53           | —           | —           | —             | —             | —                   | —                   | —               | —               | —                       |
| MW-2#     | 08/04/95 | 349.51                              | 0.00             | 39.15        | 310.36           | 2,000       | —           | 40            | ND            | 17                  | 43                  | —               | —               | —                       |
| MW-2#     | 11/10/95 | 349.51                              | 0.00             | 41.45        | 308.06           | 1,400       | —           | 13            | 2.8           | 2.7                 | 4.0                 | —               | —               | —                       |
| MW-2#     | 02/12/96 | 349.51                              | 0.00             | 38.11        | 311.40           | 3,200       | —           | 66            | 9.2           | 27                  | 35                  | ND              | —               | —                       |
| MW-2#     | 08/19/96 | 349.51                              | 0.00             | 40.39        | 309.12           | —           | —           | —             | —             | —                   | —                   | —               | —               | —                       |
| MW-2#     | 02/12/97 | 349.51                              | 0.00             | 36.37        | 313.14           | —           | —           | —             | —             | —                   | —                   | —               | —               | —                       |
| MW-3#     | 12/16/92 | 351.35                              | —                | —            | —                | ND          | —           | ND            | ND            | ND                  | ND                  | —               | —               | —                       |
| MW-3#     | 02/02/93 | 351.35                              | 0.00             | 40.62        | 310.73           | —           | —           | —             | —             | —                   | —                   | —               | —               | —                       |
| MW-3#     | 03/01/93 | 351.35                              | 0.00             | 35.70        | 315.65           | —           | —           | —             | —             | —                   | —                   | —               | —               | —                       |
| MW-3#     | 04/14/93 | 351.35                              | 0.00             | 38.97        | 312.38           | ND          | —           | ND            | ND            | ND                  | ND                  | —               | —               | —                       |
| MW-3#     | 05/14/93 | 351.35                              | 0.00             | 39.07        | 312.28           | —           | —           | —             | —             | —                   | —                   | —               | —               | —                       |

## Summary of Groundwater Monitoring and Chemical Analysis

Former Mobil Station 04-H6J

| Sample ID | Date     | Casing           |                  |              |                  | Product     |             |               |               | Depth to Groundwater |      |   |   | Ethyl-benzene (ppb) | Total Xylenes (ppb) | MTBE 8020 (ppb) | MTBE 8260 (ppb) | Dissolved Oxygen (mg/L) |
|-----------|----------|------------------|------------------|--------------|------------------|-------------|-------------|---------------|---------------|----------------------|------|---|---|---------------------|---------------------|-----------------|-----------------|-------------------------|
|           |          | Elevation (feet) | Thickness (feet) | Water (feet) | Elevation (feet) | TPH-G (ppb) | TPH-D (ppb) | Benzene (ppb) | Toluene (ppb) |                      |      |   |   |                     |                     |                 |                 |                         |
| MW-3#     | 06/15/93 | 351.35           | 0.00             | 40.68        | 310.67           | —           | —           | —             | —             | —                    | —    | — | — | —                   | —                   | —               | —               |                         |
| MW-3#     | 07/06/93 | 351.35           | 0.00             | 37.82        | 313.53           | ND          | —           | ND            | ND            | ND                   | ND   | — | — | —                   | —                   | —               | —               |                         |
| MW-3#     | 11/30/93 | 351.04           | —                | —            | —                | —           | —           | —             | —             | —                    | —    | — | — | —                   | —                   | —               | —               |                         |
| MW-3#     | 01/27/94 | 351.04           | 0.00             | 44.25        | 306.79           | ND          | —           | ND            | ND            | ND                   | ND   | — | — | —                   | —                   | —               | —               |                         |
| MW-3#     | 04/25/94 | 351.04           | 0.00             | 43.23        | 307.81           | ND          | —           | ND            | 1.4           | ND                   | 1.8  | — | — | —                   | —                   | —               | —               |                         |
| MW-3#     | 07/08/94 | 351.04           | 0.00             | 44.01        | 307.03           | ND          | —           | ND            | ND            | ND                   | ND   | — | — | —                   | —                   | —               | —               |                         |
| MW-3#     | 10/05/94 | 351.04           | 0.00             | 44.66        | 306.38           | ND          | —           | ND            | ND            | ND                   | ND   | — | — | —                   | —                   | —               | —               |                         |
| MW-3#     | 01/04/95 | 351.04           | 0.00             | 44.90        | 306.14           | ND          | —           | ND            | ND            | ND                   | ND   | — | — | —                   | —                   | —               | —               |                         |
| MW-3#     | 05/03/95 | 351.04           | 0.00             | 38.61        | 312.43           | —           | —           | —             | —             | —                    | —    | — | — | —                   | —                   | —               | —               |                         |
| MW-3#     | 08/04/95 | 351.04           | 0.00             | 40.75        | 310.29           | —           | —           | —             | —             | —                    | —    | — | — | —                   | —                   | —               | —               |                         |
| MW-3#     | 11/10/95 | 351.04           | 0.00             | 42.68        | 308.36           | —           | —           | —             | —             | —                    | —    | — | — | —                   | —                   | —               | —               |                         |
| MW-3#     | 02/12/96 | 351.04           | 0.00             | 39.54        | 311.50           | —           | —           | —             | —             | —                    | —    | — | — | —                   | —                   | —               | —               |                         |
| MW-3#     | 08/19/96 | 351.04           | 0.00             | 41.80        | 309.24           | —           | —           | —             | —             | —                    | —    | — | — | —                   | —                   | —               | —               |                         |
| MW-3#     | 02/12/97 | 351.04           | 0.00             | 37.74        | 313.30           | —           | —           | —             | —             | —                    | —    | — | — | —                   | —                   | —               | —               |                         |
| MW-4#     | 01/27/94 | 350.14           | 0.00             | 43.37        | 306.77           | ND          | —           | ND            | ND            | ND                   | ND   | — | — | —                   | —                   | —               | —               |                         |
| MW-4#     | 04/25/94 | 350.14           | 0.00             | 42.28        | 307.86           | ND          | —           | ND            | 1.2           | ND                   | 1.5  | — | — | —                   | —                   | —               | —               |                         |
| MW-4#     | 07/08/94 | 350.14           | 0.00             | 43.20        | 306.94           | ND          | —           | ND            | ND            | ND                   | ND   | — | — | —                   | —                   | —               | —               |                         |
| MW-4#     | 10/05/94 | 350.14           | 0.00             | 43.97        | 306.17           | ND          | —           | ND            | ND            | ND                   | ND   | — | — | —                   | —                   | —               | —               |                         |
| MW-4#     | 01/04/95 | 350.14           | 0.00             | 44.96        | 305.18           | ND          | —           | ND            | ND            | ND                   | ND   | — | — | —                   | —                   | —               | —               |                         |
| MW-4#     | 05/03/95 | 350.14           | 0.00             | 36.06        | 314.08           | —           | —           | —             | —             | —                    | —    | — | — | —                   | —                   | —               | —               |                         |
| MW-4#     | 08/04/95 | 350.14           | 0.00             | 38.10        | 312.04           | 63          | —           | 0.77          | 1.1           | 1.9                  | 15   | — | — | —                   | —                   | —               | —               |                         |
| MW-4#     | 11/10/95 | 350.14           | 0.00             | 40.61        | 309.53           | —           | —           | —             | —             | —                    | —    | — | — | —                   | —                   | —               | —               |                         |
| MW-4#     | 02/12/96 | 350.14           | 0.00             | 37.24        | 312.90           | ND          | —           | ND            | 0.98          | ND                   | 0.67 | — | — | —                   | —                   | —               | —               |                         |
| MW-4#     | 08/19/96 | 350.14           | 0.00             | 39.08        | 311.06           | —           | —           | —             | —             | —                    | —    | — | — | —                   | —                   | —               | —               |                         |
| MW-4#     | 02/12/97 | 350.14           | 0.00             | 35.51        | 314.63           | —           | —           | —             | —             | —                    | —    | — | — | —                   | —                   | —               | —               |                         |
| MW-5#     | 01/27/94 | 349.33           | 0.00             | 44.76        | 304.57           | 320         | —           | 1.8           | 1.3           | 2.6                  | 4.5  | — | — | —                   | —                   | —               | —               |                         |
| MW-5#     | 04/25/94 | 349.33           | 0.00             | 44.30        | 305.03           | 160         | —           | ND            | 1.9           | 1.4                  | 1.9  | — | — | —                   | —                   | —               | —               |                         |
| MW-5#     | 07/08/94 | 349.33           | 0.00             | 45.17        | 304.16           | 120         | —           | ND            | ND            | 1.1                  | 1.8  | — | — | —                   | —                   | —               | —               |                         |
| MW-5#     | 10/05/94 | 349.33           | 0.00             | 46.07        | 303.26           | 83          | —           | 0.73          | 0.90          | ND                   | 3.0  | — | — | —                   | —                   | —               | —               |                         |
| MW-5#     | 01/04/95 | 349.33           | 0.00             | 46.38        | 302.95           | 210         | —           | ND            | 0.74          | ND                   | 0.90 | — | — | —                   | —                   | —               | —               |                         |
| MW-5#     | 05/03/95 | 349.33           | 0.00             | 36.64        | 312.69           | 580         | —           | 6.9           | 1.5           | 1.6                  | 1.7  | — | — | —                   | —                   | —               | —               |                         |
| MW-5#     | 08/04/95 | 349.33           | 0.00             | 39.00        | 310.33           | 550         | —           | 5.4           | 0.76          | 1.2                  | 11   | — | — | —                   | —                   | —               | —               |                         |
| MW-5#     | 11/10/95 | 349.33           | 0.00             | 42.59        | 306.74           | 300         | —           | 0.99          | 1.2           | 0.98                 | 0.58 | — | — | —                   | —                   | —               | —               |                         |
| MW-5#     | 02/12/96 | 349.33           | 0.00             | 37.25        | 312.08           | 420         | —           | 8.2           | 2.1           | 1.7                  | 1.2  | — | — | —                   | —                   | —               | —               |                         |

## Summary of Groundwater Monitoring and Chemical Analysis

Former Mobil Station 04-H6J

| Sample ID | Date     | Depth to Groundwater    |                          |              |                  | TPH-G (ppb) | TPH-D (ppb) | Benzene (ppb) | Toluene (ppb) | Ethyl-benzene (ppb) | Total Xylenes (ppb) | MTBE 8020 (ppb) | MTBE 8260 (ppb) | Dissolved Oxygen (mg/L) |
|-----------|----------|-------------------------|--------------------------|--------------|------------------|-------------|-------------|---------------|---------------|---------------------|---------------------|-----------------|-----------------|-------------------------|
|           |          | Casing Elevation (feet) | Product Thickness (feet) | Water (feet) | Elevation (feet) |             |             |               |               |                     |                     |                 |                 |                         |
| MW-5#     | 08/19/96 | 349.33                  | 0.00                     | 39.90        | 309.43           | —           | —           | —             | —             | —                   | —                   | —               | —               | —                       |
| MW-5#     | 02/12/97 | 349.33                  | 0.00                     | 35.93        | 313.40           | —           | —           | —             | —             | —                   | —                   | —               | —               | —                       |

**NOTES:**

ppb = parts per billion

mg/L = milligrams per liter

TPH-G = total petroleum hydrocarbons as gasoline

TPH-D = total petroleum hydrocarbons as diesel

ND = not detected at or above method detection limits

— = not measured/not analyzed

Trace = product present but too thin to be measured

\* = reported by laboratory as non-gasoline mixture

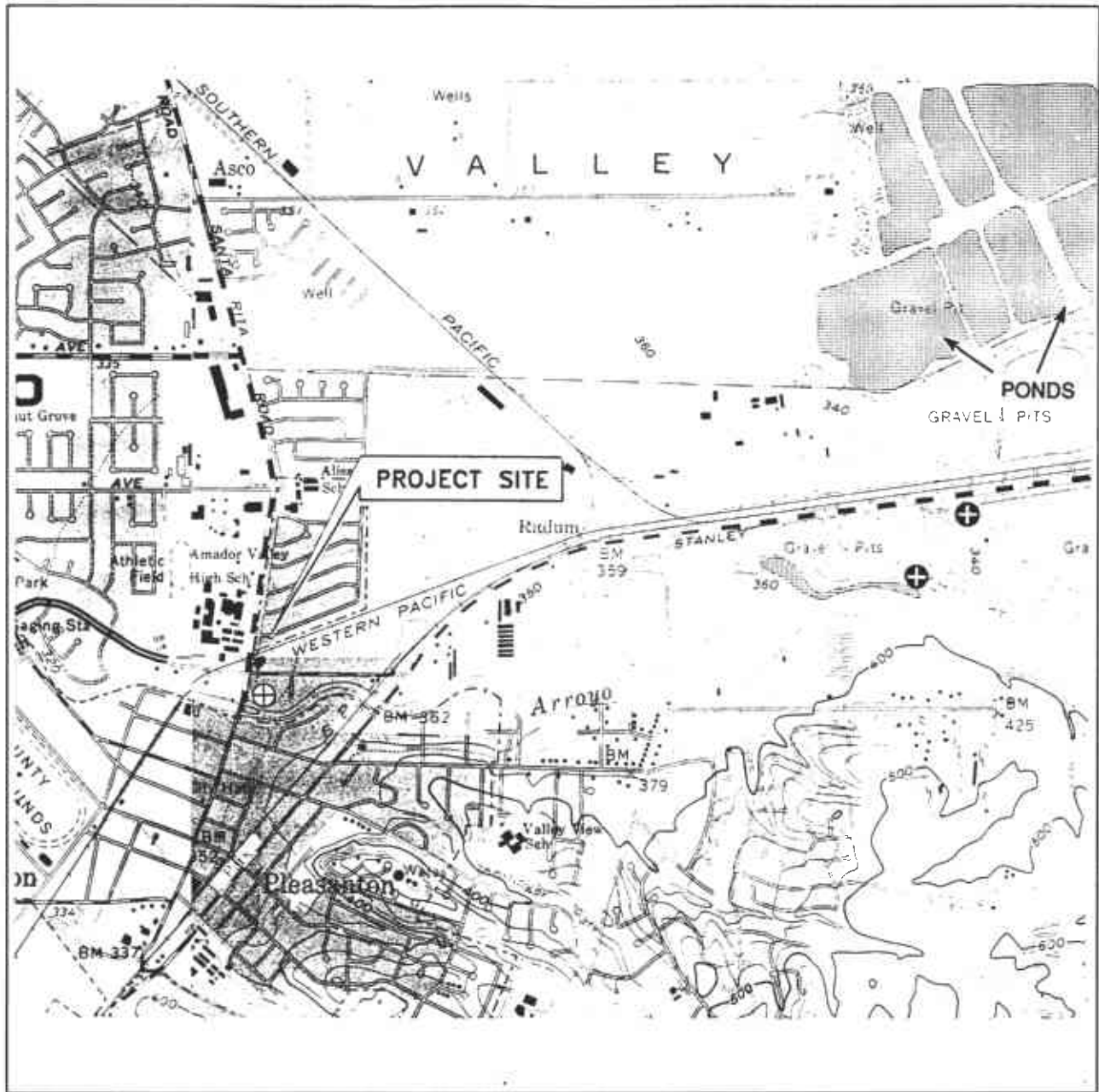
\*\* = well inaccessible

\*\*\* = insufficient amount of water for sample collection

# = wells installed by Kaprealian Engineering at former Unocal Station #0543; resurveyed by Kier & Wright Civil Engineers & Surveyors, Inc. on 9/20/93.

† = sampled using no-purge method

^ = Due to an anomalous analytical result on 9/16/99, RW-3 was resampled on 10/4/99.



1 MILE 3/4 1/2 1/4 0 1 MILE



SCALE 1 : 24,000



SOURCE:

United States Geological Survey  
7.5 Minute Topographic Maps:  
Livermore Quadrangle

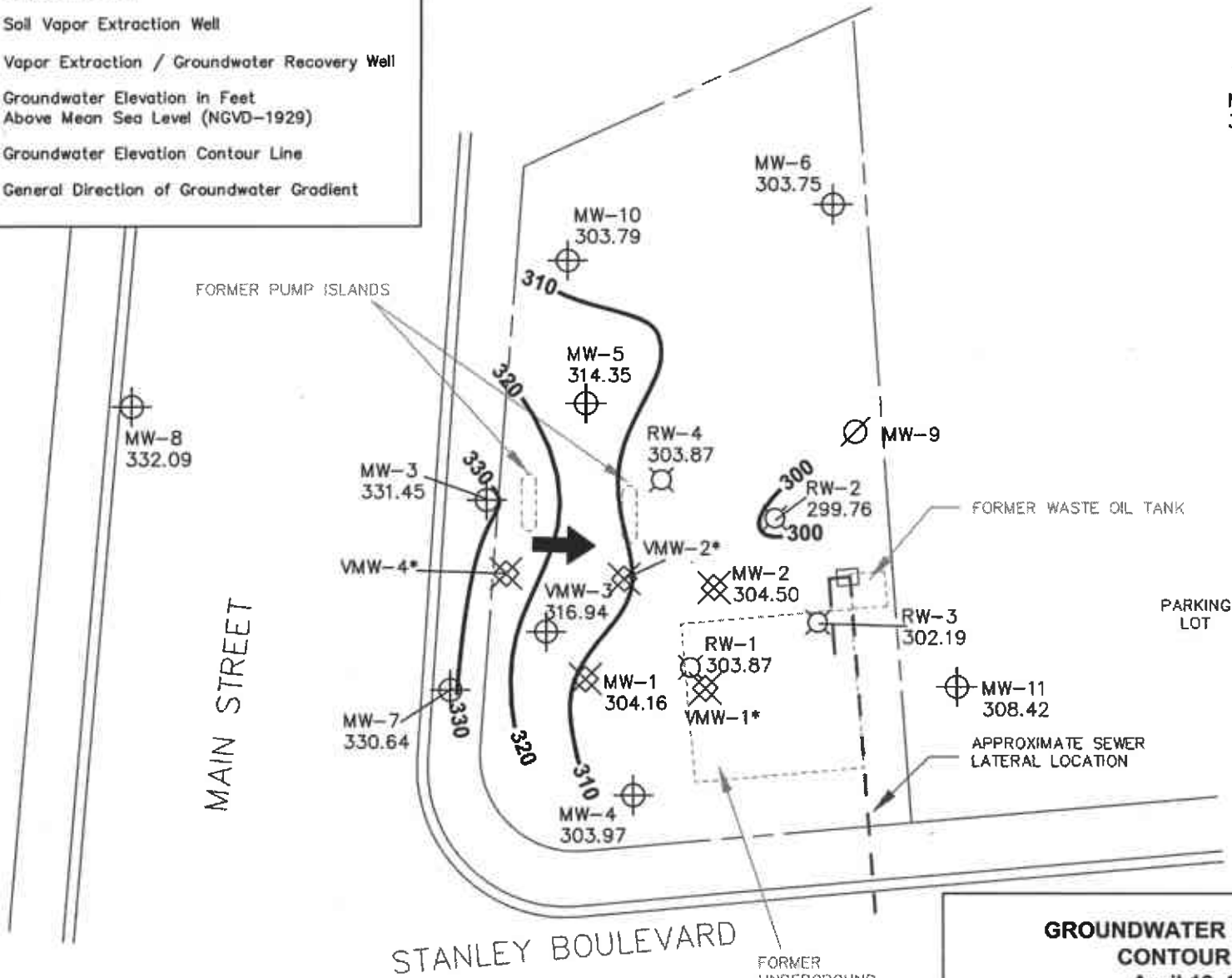
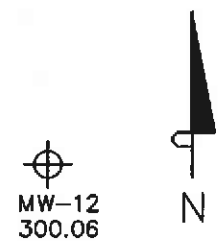
**VICINITY MAP**

Former Mobil Station 04-H6J  
1024 Main Street  
Pleasanton, California

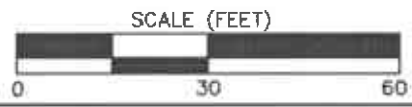
**TRC**

**FIGURE 1**

| LEGEND |  |
|--------|--|
| MW-10  | ⊕ Groundwater Monitoring Well                                  |
| MW-9   | ⊘ Abandoned Well   |
| VMW-4  | ⊗ Soil Vapor Extraction Well                                   |
| RW-3   | ⊙ Vapor Extraction / Groundwater Recovery Well                 |
| 304.16 | Groundwater Elevation in Feet Above Mean Sea Level (NGVD-1929) |
| 330    | Groundwater Elevation Contour Line                             |
| ➔      | General Direction of Groundwater Gradient                      |



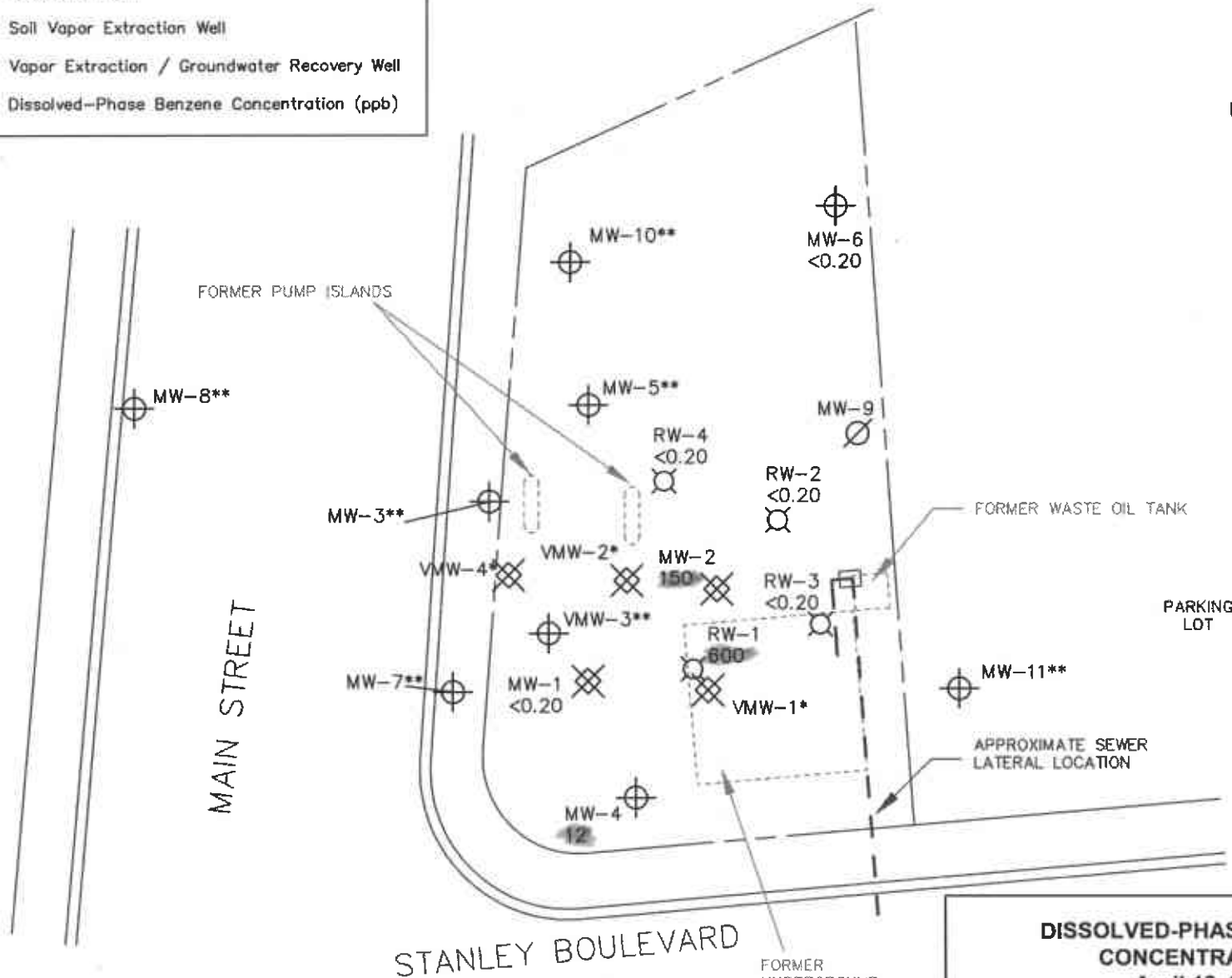
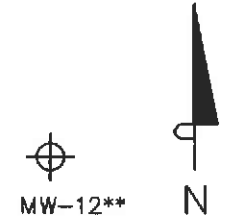
**NOTES:**  
 Contour lines are interpretive based on fluid-level measurements collected April 19, 2001. Contour interval = 10 feet. \* = dry well.



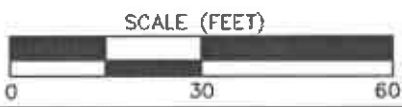
**GROUNDWATER ELEVATION  
 CONTOUR MAP**  
 April 19, 2001  
 Former Mobil Station 04-H6J  
 1024 Main Street  
 Pleasanton, California

|            |                 |
|------------|-----------------|
| <b>TRC</b> | <b>FIGURE 2</b> |
|------------|-----------------|

| LEGEND |  |
|--------|--|
| MW-10  | ⊕ Groundwater Monitoring Well                  |
| MW-9   | ⊘ Abandoned Well                               |
| VMW-4  | ⊗ Soil Vapor Extraction Well                   |
| RW-3   | ⊙ Vapor Extraction / Groundwater Recovery Well |
| <0.20  | Dissolved-Phase Benzene Concentration (ppb)    |



NOTES:  
 Results are based on laboratory analysis of groundwater samples collected April 19, 2001. ppb = parts per billion; < = not detected at or above the stated method detection limit. \* = dry well; \*\* = well not scheduled for sampling.



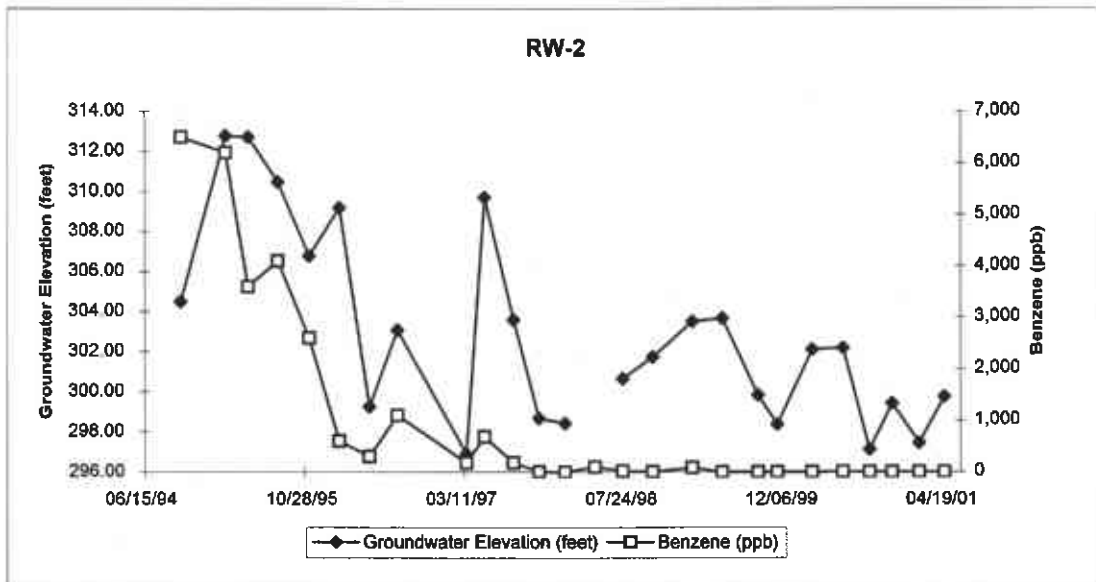
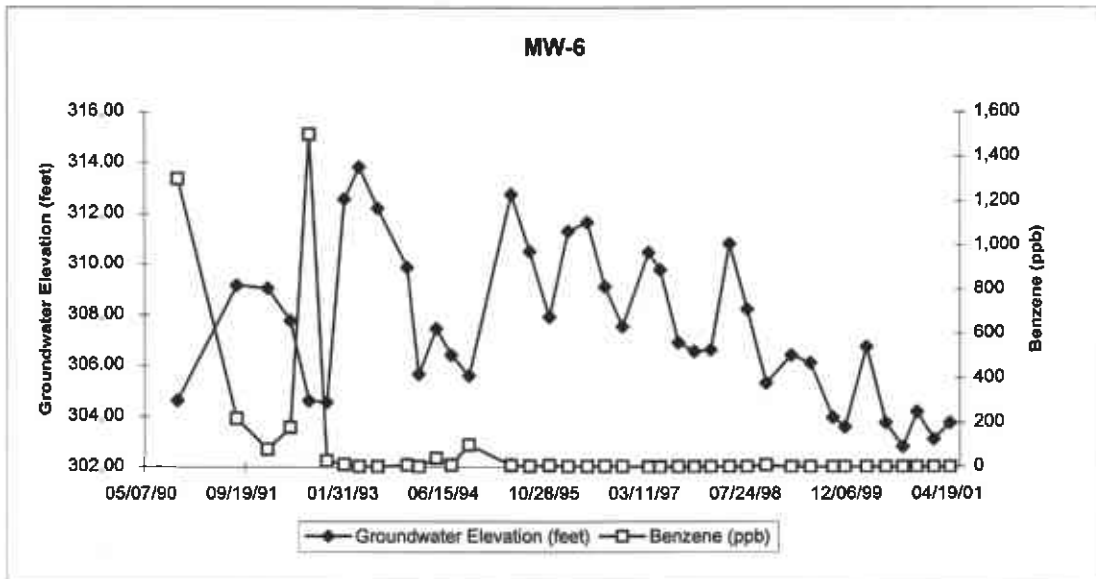
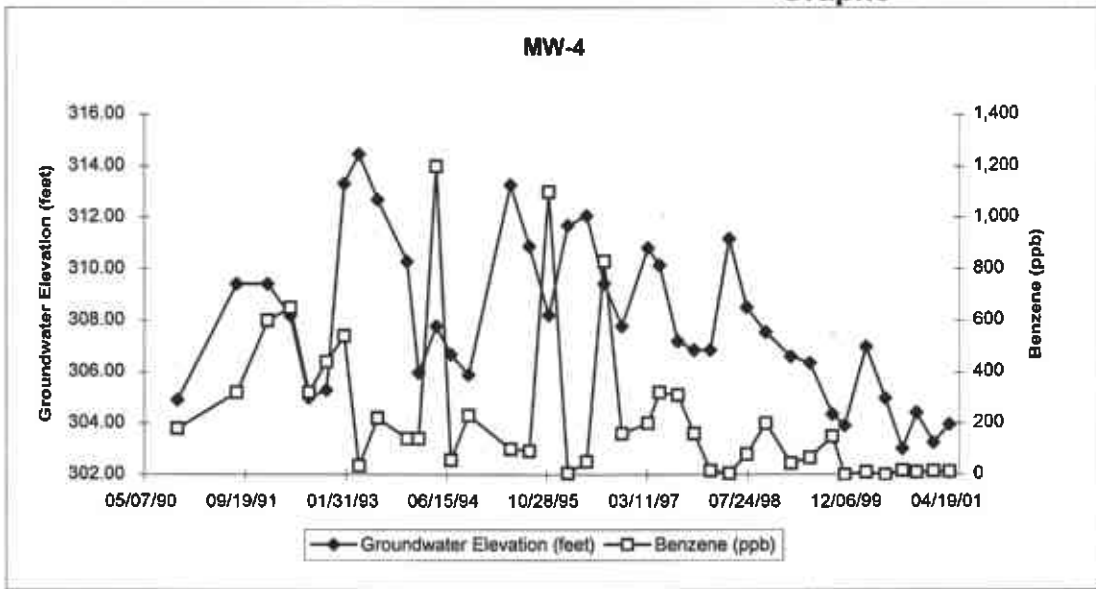
|   |                 |
|---|-----------------|
| <b>DISSOLVED-PHASE BENZENE CONCENTRATIONS</b> |                 |
| April 19, 2001                                |                 |
| Former Mobil Station 04-H6J                   |                 |
| 1024 Main Street                              |                 |
| Pleasanton, California                        |                 |
| <b>TRC</b>                                    | <b>FIGURE 3</b> |

**EXHIBIT 4**

**BENZENE VERSUS GROUNDWATER ELEVATION GRAPHS**



## Benzene vs. Groundwater Elevation Graphs



NOTE: ND values are plotted as zero.

**EXHIBIT 5**

**VAPOR EXTRACTION SYSTEM PERFORMANCE TABLE**

Table 1  
Vapor Extraction System Monitoring Information  
Former Mobil Station 04-H6J, Pleasanton

| Date<br>(m/d/yy) | Operation Time        |                   |                       | INFLUENT            |                        |         |                            |                         |        | EFFLUENT    |      |               |                  |                  |         | RECOVERY DATA             |                           |                           |
|------------------|-----------------------|-------------------|-----------------------|---------------------|------------------------|---------|----------------------------|-------------------------|--------|-------------|------|---------------|------------------|------------------|---------|---------------------------|---------------------------|---------------------------|
|                  | Hour Meter<br>Reading | Operating<br>Time | Up-Time<br>Per Period | Total Flow<br>Rate* | System<br>Vacuum       | Temp.   | Wellhead<br>TPH-G<br>Conc. | Wellhead + Air Stripper |        | TPH-G Conc. |      | Benzene Conc. | Mass<br>Emission | Mass<br>Emission | Temp.   | HC Recovery<br>Per Period | Cumulative<br>HC Recovery | Destruction<br>Efficiency |
|                  | (hours)               | (hours)           | (%)                   | (scfm)              | (in. H <sub>2</sub> O) | (deg F) | (ppmv)                     | Field                   | Lab    | Field       | Lab  | Lab           | (lbs/day)        | (lbs/day)        | (deg F) | (gallons)                 | (gallons)                 | (%)                       |
|                  |                       |                   |                       |                     |                        |         |                            |                         |        |             |      |               |                  |                  |         |                           |                           |                           |
| 4/4/95           | 11                    | 0                 | 0%                    | 175                 | 57                     | 600     | 10,480                     | 10,480                  | 11,000 | 0           | <1.2 | 0.030         | 0.0809           | 0.0015           | 809     | 0.0                       | 0                         | 100.0                     |
| 4/12/95          | 202                   | 191               | 99%                   | 324                 | 96                     | 601     | 5,100                      | 5,100                   |        | 0           |      |               |                  |                  | 850     | 985.8                     | 985.8                     |                           |
| 4/22/95          | 440                   | 238               | 99%                   | 314                 | 96                     | 599     | 2,400                      | 2,400                   |        | 0           |      |               |                  |                  | 784     | 758.0                     | 1741.8                    |                           |
| 4/26/95          | 535                   | 95                | 99%                   | 432                 | 96                     | 597     | 1,890                      | 1,890                   | 390    | 0           | 2.8  | <0.016        | 0.4659           | 0.0020           | 710     | 201.8                     | 1943.8                    | 99.3                      |
| 5/5/95           | 601                   | 66                | 31%                   | 452                 | 95                     | 601     | 1,800                      | 750                     |        | 0           |      |               |                  |                  | 885     | 102.3                     | 2045.9                    |                           |
| 5/12/95          | 768                   | 167               | 99%                   | 678                 | 100                    | 601     | 960                        | 460                     | 350    | 0           | <2.3 | <0.031        | 0.6006           | 0.0060           | 742     | 151.8                     | 2197.5                    | 99.3                      |
| 5/19/95          | 936                   | 168               | 100%                  | 678                 | 100                    | 601     | 1,010                      | 310                     |        | 0           |      |               |                  |                  | 701     | 118.4                     | 2313.9                    |                           |
| 5/25/95          | 1080                  | 144               | 100%                  | 530                 | 100                    | 600     | 840                        | 210                     |        | 0           |      |               |                  |                  | 675     | 80.0                      | 2374.0                    |                           |
| 6/1/95           | 1248                  | 168               | 100%                  | 535                 | 97                     | 598     | 870                        | 270                     |        | 0           |      |               |                  |                  | 883     | 57.0                      | 2431.0                    |                           |
| 6/8/95           | 1415                  | 167               | 99%                   | 530                 | 100                    | 599     | 700                        | 150                     | 280    | 0           | <1.2 | <0.016        | 0.2450           | 0.0024           | 658     | 49.8                      | 2480.8                    | 99.6                      |
| 6/16/95          | 1607                  | 192               | 100%                  | 545                 | 100                    | 600     | 400                        | 190                     |        | 0           |      |               |                  |                  | 648     | 48.8                      | 2527.2                    |                           |
| 6/23/95          | 1684                  | 57                | 34%                   | 540                 | 98                     | 601     | 520                        | 180                     |        | 0           |      |               |                  |                  | 647     | 15.2                      | 2542.3                    |                           |
| 6/28/95          | 1695                  | 31                | 26%                   | 545                 | 94                     | 600     | 820                        | 350                     |        | 0           |      |               |                  |                  | 641     | 11.8                      | 2554.2                    |                           |
| 7/7/95           | 1907                  | 212               | 98%                   | 545                 | 90                     | 601     | 320                        | 140                     |        | 0           |      |               |                  |                  | 635     | 75.2                      | 2829.3                    |                           |
| 7/13/95          | 2055                  | 148               | 103%                  | 432                 | 88                     | 606     | 300                        | 150                     |        | 0           |      |               |                  |                  | 611     | 27.8                      | 2857.2                    |                           |
| 7/18/95          | 2106                  | 51                | 43%                   | 471                 | 74                     | 599     | 650                        | 230                     | 320    | 0           | 2.1  | 0.044         | 0.3810           | 0.0059           | 648     | 11.8                      | 2888.8                    | 99.3                      |
| 7/28/95          | 2300                  | 194               | 81%                   | 432                 | 84                     | NA      | 430                        | 200                     |        | 0           |      |               |                  |                  | NA      | 50.0                      | 2718.8                    |                           |
| 8/4/95           | 2303                  | 3                 | 2%                    | 452                 | 83                     | NA      | 690                        | 270                     |        | 0           |      |               |                  |                  | NA      | 0.8                       | 2719.8                    |                           |
| 8/11/95          | 2406                  | 103               | 31%                   | 589                 | 68                     | NA      | 430                        | 250                     |        | 0           |      |               |                  |                  | NA      | 37.0                      | 2756.8                    |                           |
| 8/18/95          | 2440                  | 34                | 20%                   | 353                 | 66                     | NA      | 480                        | 240                     |        | 0           |      |               |                  |                  | NA      | 10.4                      | 2787.1                    |                           |
| 8/28/95          | 2494                  | 54                | 23%                   | 432                 | 62                     | 600     | 730                        | 290                     | 370    | 0           | <2.6 | <0.016        | 0.4328           | 0.0020           | 679     | 14.9                      | 2782.0                    | 99.3                      |
| 9/1/95           | 2520                  | 26                | 27%                   | 441                 | 69                     | 629     | 190                        | 300                     |        | 0           |      |               |                  |                  | 678     | 8.9                       | 2790.9                    |                           |
| 9/8/95           | 2524                  | 4                 | 3%                    | 545                 | 78                     | 800     | 660                        | 420                     | 280    | 0           | <2.3 | 0.029         | 0.4828           | 0.0045           | 693     | 1.9                       | 2792.8                    | 99.2                      |
| 9/14/95          | 2528                  | 4                 | 2%                    | 354                 | 54                     | 600     | 670                        | 410                     |        | 0           |      |               |                  |                  | 657     | 2.0                       | 2794.7                    |                           |
| 9/22/95          | 2625                  | 97                | 51%                   | 265                 | 130                    | 600     | 3,450                      | 380                     |        | 0           |      |               |                  |                  | 755     | 31.5                      | 2826.2                    |                           |
| 9/29/95          | 2742                  | 117               | 70%                   | 334                 | 115                    | 600     | 3,200                      | 360                     |        | 0           |      |               |                  |                  | 679     | 34.4                      | 2860.7                    |                           |
| 10/5/95          | 2771                  | 29                | 20%                   | 334                 | 115                    | 600     | 3,100                      | 330                     |        | 0           |      |               |                  |                  | 682     | 8.9                       | 2869.5                    |                           |
| 10/12/95         | 2780                  | 9                 | 5%                    | 324                 | 100                    | 600     | 2,310                      | 300                     | 320    | 0           | <2.3 | <0.016        | 0.2870           | 0.0015           | 712     | 2.5                       | 2872.0                    | 99.3                      |
| 11/10/95         | 2798                  | 18                | 3%                    | 324                 | 100                    | 600     | 2,310                      | 300                     |        | 0           |      |               |                  |                  | 712     | 4.6                       | 2876.7                    |                           |
| 11/17/95         | 2839                  | 41                | 24%                   | 393                 | 82                     | 600     | 3,360                      | 390                     | 300    | 0           | <2.3 | <0.016        | 0.3482           | 0.0018           | 664     | 13.5                      | 2890.1                    | 99.2                      |
| 11/20/95         | 2910                  | 71                | 99%                   | 700                 | 88                     | 600     | 2,100                      | 140                     |        | 0           |      |               |                  |                  | 601     | 27.3                      | 2917.4                    |                           |
| 11/27/95         | 3045                  | 135               | 80%                   | 700                 | 88                     | 587     | 830                        | 100                     |        | 0           |      |               |                  |                  | 603     | 30.1                      | 2947.5                    |                           |
| 12/4/95          | 3213                  | 168               | 100%                  | 545                 | 86                     | 602     | 2,200                      | 260                     | 230    | 0           | <2.3 | <0.016        | 0.4828           | 0.0025           | 643     | 50.0                      | 2997.5                    | 99.0                      |
| 12/14/95         | 3383                  | 170               | 71%                   | 700                 | 92                     | 601     | 1,650                      | 290                     |        | 0           |      |               |                  |                  | 612     | 77.3                      | 3074.8                    |                           |
| 12/21/95         | 3551                  | 168               | 100%                  | 700                 | 94                     | 600     | 1,150                      | 150                     |        | 0           |      |               |                  |                  | 608     | 88.7                      | 3143.5                    |                           |
| 12/29/95         | 3656                  | 105               | 55%                   | 700                 | 90                     | 598     | 890                        | 140                     |        | 0           |      |               |                  |                  | 605     | 28.3                      | 3171.8                    |                           |
| 1/5/96           | 3826                  | 170               | 101%                  | 692                 | 91                     | 597     | 630                        | 220                     |        | 0           |      |               |                  |                  | 600     | 58.6                      | 3228.4                    |                           |
| 1/8/96           | 3897                  | 71                | 99%                   | 361                 | 105                    | 600     | 1,120                      | 340                     | 210    | 0           | <2.3 | <0.016        | 0.3198           | 0.0017           | 638     | 27.8                      | 3256.2                    | 98.9                      |
| 1/18/96          | 4132                  | 235               | 98%                   | 393                 | 107                    | 600     | 950                        | 280                     |        | 0           |      |               |                  |                  | 643     | 72.9                      | 3329.1                    |                           |
| 2/2/96           | 4484                  | 352               | 98%                   | 353                 | 105                    | 600     | 720                        | 220                     |        | 0           |      |               |                  |                  | 630     | 87.2                      | 3416.2                    |                           |
| 2/7/96           | 4602                  | 118               | 98%                   | 353                 | 105                    | 599     | 560                        | 120                     | 130    | 0           | <2.3 | 0.024         | 0.3127           | 0.0016           | 613     | 18.8                      | 3435.0                    | 98.2                      |
| 2/12/96          | 4724                  | 122               | 102%                  | 353                 | 105                    | 600     | 630                        | 160                     |        | 0           |      |               |                  |                  | 602     | 18.0                      | 3451.1                    |                           |
| 2/22/96          | 4985                  | 241               | 100%                  | 353                 | 107                    | 601     | 330                        | 80                      |        | 0           |      |               |                  |                  | 602     | 27.1                      | 3478.2                    |                           |
| 2/29/96          | 5136                  | 171               | 102%                  | 353                 | 105                    | 598     | 450                        | 110                     |        | 0           |      |               |                  |                  | 601     | 15.2                      | 3493.4                    |                           |
| 3/6/96           | 5281                  | 145               | 101%                  | 545                 | 105                    | 595     | 90                         | 10                      | 56     | 0           | <2.3 | <0.016        | 0.4828           | 0.0025           | 600     | 10.4                      | 3503.8                    | 95.9                      |
| 3/22/96          | 5662                  | 381               | 99%                   | 545                 | 105                    | 590     | 70                         | 30                      |        | 0           |      |               |                  |                  | 602     | 11.0                      | 3514.8                    |                           |
| 4/8/96           | 5679                  | 17                | 4%                    | 545                 | 90                     | 577     | 190                        | 90                      |        | 0           |      |               |                  |                  | 600     | 1.5                       | 3516.3                    |                           |
| 5/2/96           | 5942                  | 263               | 46%                   | 160                 | 96                     | 600     | 140                        | 30                      |        | 0           |      |               |                  |                  | 607     | 14.8                      | 3531.0                    |                           |
| 5/14/96          | 6159                  | 217               | 75%                   | 272                 | 95                     | 581     | 130                        | 60                      | 180    | 0           | 18   | 0.036         | 0.2410           | 0.0012           | 602     | 5.8                       | 3536.6                    | 98.7                      |
| 5/27/96          | 6430                  | 271               | 87%                   | 254                 | 90                     | 598     | 140                        | 50                      |        | 0           |      |               |                  |                  | 601     | 10.4                      | 3547.1                    |                           |

**Table 1**  
**Vapor Extraction System Monitoring Information**  
**Former Mobil Station 04-H6J, Pleasanton**

| Date<br>(m/d/yy) | Operation Time        |                   |                       | INFLUENT            |                        |                  |                            |                         |     | EFFLUENT    |      |               |                  |                  | RECOVERY DATA    |                           |                           |                           |
|------------------|-----------------------|-------------------|-----------------------|---------------------|------------------------|------------------|----------------------------|-------------------------|-----|-------------|------|---------------|------------------|------------------|------------------|---------------------------|---------------------------|---------------------------|
|                  | Hour Meter<br>Reading | Operating<br>Time | Up-Time<br>Per Period | Total Flow<br>Rate* | System<br>Vacuum       | Temp.<br>(deg F) | Wellhead<br>TPH-G<br>Conc. | Wellhead + Air Stripper |     | TPH-G Conc. |      | Benzene Conc. | Mass<br>Emission | Mass<br>Emission | Temp.<br>(deg F) | HC Recovery<br>Per Period | Cumulative<br>HC Recovery | Destruction<br>Efficiency |
|                  |                       |                   |                       |                     |                        |                  |                            | (ppmv)                  |     | (ppmv)      |      | (ppmv)        | (lbs/day)        | (lbs/day)        |                  |                           |                           |                           |
|                  | (hours)               | (hours)           | (%)                   | (scfm)              | (in. H <sub>2</sub> O) |                  | (ppmv)                     | Field                   | Lab | Field       | Lab  | Lab           | (lbs/day)        | (lbs/day)        | (gallons)        | (gallons)                 | (%)                       |                           |
| 6/14/96          | 8508                  | 78                | 18%                   | 286                 | 90                     | 592              | 220                        | 110                     | 130 | 0           | 5.4  | 0.019         | 0.2534           | 0.0013           | 604              | 4.5                       | 3551.5                    | 98.2                      |
| 6/25/96          | 6521                  | 13                | 5%                    | 282                 | 90                     | 601              | 170                        | 130                     |     | 0           |      |               |                  |                  | 605              | 1.2                       | 3552.7                    |                           |
| 7/8/96           | 6598                  | 77                | 25%                   | 147                 | 90                     | 599              | 140                        | 110                     | 166 | 0           | <2.4 | <0.016        | 0.1302           | 0.0007           | 601              | 5.3                       | 3558.0                    | 98.6                      |
| 7/25/96          | 6604                  | 6                 | 1%                    | 221                 | 92                     | 599              | 210                        | 50                      |     | 0           |      |               |                  |                  | 615              | 0.2                       | 3558.2                    |                           |
| 8/6/96           | 6607                  | 3                 | 1%                    | 259                 | 90                     | 600              | 240                        | 230                     |     | 5           |      |               |                  |                  | 621              | 0.3                       | 3558.5                    |                           |
| 8/12/96          | 6613                  | 6                 | 4%                    | 241                 | 92                     | 600              | 250                        | 190                     | 176 | 20          | <2.4 | <0.016        | 0.2135           | 0.0011           | 621              | 0.8                       | 3559.3                    | 98.7                      |
| 8/27/96          | 6617                  | 4                 | 1%                    | 260                 | 88                     | 599              | 230                        | 220                     |     | 0           |      |               |                  |                  | 616              | 0.5                       | 3559.8                    |                           |
| 12/6/96          | 6816                  | 201               | 8%                    | 331                 | 60                     | 639              | 350                        | 100                     | 83  | 0           | <2.4 | <0.016        | 0.2932           | 0.0015           | 651              | 25.2                      | 3585.1                    | 97.2                      |
| 12/12/96         | 6906                  | 88                | 61%                   | 331                 | 60                     | 632              | 300                        | 120                     |     | 0           |      |               |                  |                  | 649              | 8.5                       | 3593.6                    |                           |
| 12/23/96         | 7176                  | 270               | 102%                  | 331                 | 60                     | 633              | 300                        | 70                      |     | 0           |      |               |                  |                  | 649              | 22.5                      | 3616.1                    |                           |
| 1/3/97           | 7321                  | 145               | 55%                   | 331                 | 73                     | 601              | 200                        | 130                     |     | 0           |      |               |                  |                  | 601              | 12.7                      | 3628.9                    |                           |
| 1/7/97           | 7420                  | 99                | 103%                  | 331                 | 72                     | 601              | 120                        | 90                      |     | 0           |      |               |                  |                  | 601              | 9.6                       | 3638.5                    |                           |
| 1/15/97          | 7611                  | 191               | 99%                   | 285                 | 85                     | 599              | 100                        | 30                      | 32  | 0           | <2.4 | <0.016        | 0.2525           | 0.0013           | 599              | 9.4                       | 3647.8                    | 92.9                      |
| 1/24/97          | 7739                  | 128               | 59%                   | 299                 | 80                     | 598              | 110                        | 10                      |     | 0           |      |               |                  |                  | 598              | 2.0                       | 3649.8                    |                           |
| 2/7/97           | 7875                  | 136               | 40%                   | 285                 | 90                     | 600              | 100                        | 30                      |     | 0           |      |               |                  |                  | 600              | 2.1                       | 3651.9                    |                           |
| 2/19/97          | 8148                  | 273               | 95%                   | 273                 | 65                     | 600              | 130                        | 30                      |     | 0           |      |               |                  |                  | 600              | 6.1                       | 3658.0                    |                           |
| 3/4/97           | 8457                  | 309               | 99%                   | 273                 | 85                     | 602              | 130                        | 30                      |     | 0           |      |               |                  |                  | 602              | 6.7                       | 3664.7                    |                           |
| 3/12/97          | 8565                  | 108               | 58%                   | 273                 | 85                     | 600              | 130                        | 30                      |     | 0           |      |               |                  |                  | 600              | 2.9                       | 3667.1                    |                           |
| 5/2/97           | 8565                  | 0                 | 0%                    | 299                 | 87                     | 600              | 180                        | 40                      |     | 0           |      |               |                  |                  | 602              | 0.0                       | 3667.1                    |                           |
| 5/7/97           | 8598                  | 33                | 28%                   | 299                 | 87                     | 600              | 150                        | 30                      |     | 0           |      |               |                  |                  | 604              | 0.9                       | 3668.0                    |                           |
| 5/14/97          | 8600                  | 2                 | 1%                    | 299                 | 85                     | 600              | 180                        | 40                      |     | 0           |      |               |                  |                  | 600              | 0.1                       | 3668.0                    |                           |
| 7/29/97          | 8603                  | 3                 | 0%                    | 282                 | 88                     | 601              | 890                        | 250                     | 190 | 0           | 100  | 1             | 0.2498           | 0.0013           | 602              | 0.3                       | 3668.4                    | 98.8                      |
| 10/1/97          | 8603                  | 0                 | 0%                    | 0                   | 0                      | 0                | 0                          | 0                       |     | 0           |      |               |                  |                  | 0                | 0.0                       | 3668.4                    |                           |
| 10/20/97         | NA                    | 24                | 5%                    | 363                 | 48                     | NA               | 600                        | 470                     |     | 0           |      |               |                  | NA               | 2.7              | 3671.1                    | 100.0                     |                           |
| 10/21/97         | NA                    | 24                | 100%                  | 358                 | 52                     | NA               | 230                        | 210                     |     | 0           |      |               |                  | NA               | 7.8              | 3678.9                    | 100.0                     |                           |
| 10/22/97         | NA                    | 24                | 100%                  | 366                 | 45                     | NA               | 250                        | 170                     |     | 0           |      |               |                  | NA               | 4.4              | 3683.3                    | 100.0                     |                           |
| 10/23/97         | NA                    | 24                | 100%                  | 367                 | 46                     | NA               | 260                        | 240                     |     | 0           |      |               |                  | NA               | 4.8              | 3688.1                    | 100.0                     |                           |
| 10/24/97         | NA                    | 24                | 100%                  | 385                 | 50                     | NA               | 220                        | 170                     |     | 0           |      |               |                  | NA               | 4.9              | 3693.0                    | 100.0                     |                           |
| 10/31/97         | NA                    | 168               | 100%                  | 369                 | 48                     | NA               | 150                        | 70                      |     | 0           |      |               |                  | NA               | 20.2             | 3713.2                    | 100.0                     |                           |
| 11/11/97         | NA                    | 264               | 100%                  | 260                 | 87                     | NA               | 620                        | 270                     |     | 0           |      |               |                  | NA               | 37.5             | 3750.6                    | 100.0                     |                           |
| 11/26/97         | NA                    | 360               | 100%                  | 207                 | 100                    | NA               | 1,950                      | 360                     |     | 0           |      |               |                  | NA               | 70.3             | 3821.0                    | 100.0                     |                           |
| 12/4/97          | NA                    | 216               | 113%                  | 203                 | 100                    | NA               | 1,180                      | 230                     |     | 0           |      |               |                  | NA               | 34.7             | 3855.6                    | 100.0                     |                           |
| 12/11/97         | NA                    | 168               | 100%                  | 200                 | 100                    | NA               | 900                        | 180                     |     | 0           |      |               |                  | NA               | 18.4             | 3874.1                    | 100.0                     |                           |
| 12/15/97         | NA                    | 96                | 100%                  | 172                 | 100                    | NA               | 850                        | 150                     |     | 0           |      |               |                  | NA               | 7.8              | 3881.9                    | 100.0                     |                           |
| 12/26/97         | NA                    | 264               | 100%                  | 170                 | 100                    | NA               | 850                        | 170                     |     | 0           |      |               |                  | NA               | 19.2             | 3901.1                    | 100.0                     |                           |
| 12/31/97         | NA                    | 120               | 100%                  | 170                 | 100                    | NA               | 840                        | 190                     |     | 0           |      |               |                  | NA               | 9.8              | 3910.8                    | 100.0                     |                           |
| 1/5/98           | NA                    | 120               | 100%                  | 184                 | 100                    | NA               | 1,125                      | 270                     |     | 0           |      |               |                  | NA               | 12.2             | 3923.1                    | 100.0                     |                           |
| 1/18/98          | NA                    | 264               | 100%                  | 177                 | 100                    | NA               | 700                        | 160                     |     | 0           |      |               |                  | NA               | 25.7             | 3948.8                    | 100.0                     |                           |
| 1/22/98          | NA                    | 144               | 100%                  | 190                 | 100                    | NA               | 610                        | 120                     |     | 0           |      |               |                  | NA               | 9.8              | 3958.6                    | 100.0                     |                           |
| 1/30/98          | NA                    | 192               | 100%                  | 186                 | 100                    | NA               | 530                        | 110                     |     | 0           |      |               |                  | NA               | 11.0             | 3969.6                    | 100.0                     |                           |
| 2/5/98           | NA                    | 144               | 100%                  | 163                 | 100                    | NA               | 300                        | 80                      |     | 0           |      |               |                  | NA               | 6.3              | 3975.9                    | 100.0                     |                           |
| 2/9/98           | NA                    | 96                | 100%                  | 158                 | 100                    | NA               | 150                        | 50                      |     | 0           |      |               |                  | NA               | 2.6              | 3978.6                    | 100.0                     |                           |
| 2/20/98          | NA                    | 264               | 100%                  | 148                 | 100                    | NA               | 10                         | 10                      |     | 0           |      |               |                  | NA               | 3.2              | 3981.6                    | 100.0                     |                           |
| 2/27/98          | NA                    | 168               | 100%                  | 153                 | 100                    | NA               | 60                         | 10                      |     | 0           |      |               |                  | NA               | 0.7              | 3982.5                    | 100.0                     |                           |
| 3/5/98           | NA                    | 144               | 100%                  | 146                 | 100                    | NA               | 150                        | 60                      |     | 0           |      |               |                  | NA               | 2.0              | 3984.5                    | 100.0                     |                           |
| 3/12/98          | NA                    | 168               | 100%                  | 145                 | 100                    | NA               | 50                         | 0                       |     | 0           |      |               |                  | NA               | 1.9              | 3986.4                    | 100.0                     |                           |
| 3/20/98          | NA                    | 192               | 100%                  | 151                 | 100                    | NA               | 100                        | 10                      |     | 0           |      |               |                  | NA               | 0.4              | 3986.6                    | 100.0                     |                           |
| 3/27/98          | NA                    | 168               | 100%                  | 150                 | 100                    | NA               | 120                        | 10                      |     | 0           |      |               |                  | NA               | 0.7              | 3987.5                    | 100.0                     |                           |
| 4/1/98           | NA                    | 120               | 100%                  | 143                 | 100                    | NA               | 130                        | 20                      |     | 0           |      |               |                  | NA               | 0.7              | 3988.2                    | 100.0                     |                           |
| 4/6/98           | NA                    | 120               | 100%                  | NA                  | 100                    | NA               | 180                        | 30                      |     | 0           |      |               |                  | NA               | 0.6              | 3988.7                    | 100.0                     |                           |

**Table 1**  
**Vapor Extraction System Monitoring Information**  
**Former Mobil Station 04-H6J, Pleasanton**

| Date<br>(m/d/yy) | Operation Time        |                   |                       | INFLUENT              |                  |                  |                            |                         | EFFLUENT |             |     |                         |  | RECOVERY DATA                            |                  |  |  |   |
|------------------|-----------------------|-------------------|-----------------------|-----------------------|------------------|------------------|----------------------------|-------------------------|----------|-------------|-----|-------------------------|--|--|------------------|--|--|---|
|                  | Hour Meter<br>Reading | Operating<br>Time | Up-Time<br>Per Period | Total Flow<br>Rate*   | System<br>Vacuum | Temp.<br>(deg F) | Wellhead<br>TPH-G<br>Conc. | Wellhead + Air Stripper |          | TPH-G Conc. |     | Benzene Conc.<br>(ppmv) | Mass<br>Emission<br>TPH-G<br>(lbs/day) | Mass<br>Emission<br>Benzene<br>(lbs/day) | Temp.<br>(deg F) | HC Recovery<br>Per Period<br>(gallons) | Cumulative<br>HC Recovery<br>(gallons) | Destruction<br>Efficiency<br>TPH-G<br>(%) |
|                  |                       |                   |                       |                       |                  |                  |                            | Field                   | Lab      | Field       | Lab |                         |  |  |                  |  |  |   |
|                  |                       |                   |                       |                       |                  |                  |                            |                         |          |             |     |                         |  |  |                  |  |  |   |
| 4/16/98          | NA                    | 240               | 100%                  | 155                   | 100              | NA               | 170                        | 30                      |          | 0           |     |                         |  | NA                                       | 1.5              | 3990.2                                 | 100.0                                  |   |
| 4/22/98          | NA                    | 144               | 100%                  | 154                   | 100              | NA               | 30                         | 10                      |          | 0           |     |                         |  | NA                                       | 1.2              | 3991.4                                 | 100.0                                  |   |
| 4/30/98          | NA                    | 192               | 100%                  | 149                   | 100              | NA               | 50                         | 10                      |          | 0           |     |                         |  | NA                                       | 0.8              | 3992.2                                 | 100.0                                  |   |
| 5/29/98          | NA                    | 0                 | 0%                    | NA                    | NA               | NA               | NA                         | 20                      |          | 0           |     |                         |  | NA                                       | 0.0              | 3992.2                                 | 100.0                                  |   |
| 6/4/98           | NA                    | 0                 | 0%                    | NA                    | NA               | NA               | 50                         | 30                      |          | 0           |     |                         |  | NA                                       | 0.0              | 3992.2                                 | 100.0                                  |   |
| 6/11/98          | NA                    | 168               | 100%                  | 317                   | NA               | NA               | 20                         | 20                      |          | 0           |     |                         |  | NA                                       | 1.8              | 3993.9                                 | 100.0                                  |   |
| 6/18/98          | NA                    | 168               | 100%                  | 227                   | NA               | NA               | 130                        | 20                      |          | 0           |     |                         |  | NA                                       | 2.4              | 3996.4                                 | 100.0                                  |   |
| 7/7/98           | NA                    | 0                 | 0%                    | 306                   | NA               | NA               | 100                        | 20                      |          | 0           |     |                         |  | NA                                       | 0.0              | 3996.4                                 | 100.0                                  |   |
| 7/13/98          | NA                    | 144               | 100%                  | 225                   | NA               | NA               | 200                        | 50                      |          | 0           |     |                         |  | NA                                       | 3.6              | 3999.9                                 | 100.0                                  |   |
| 1/6/99           | NA                    | 0                 | 0%                    | 408                   | NA               | NA               | NA                         | NA                      |          | 0           |     |                         |  | NA                                       | 0.0              | 3999.9                                 | 100.0                                  |   |
| 1/12/99          | NA                    | 144               | 100%                  | 395                   | NA               | NA               | 120                        | 700                     |          | 0           |     |                         |  | NA                                       | 53.7             | 4053.6                                 | 100.0                                  |   |
| 1/15/99          | NA                    | 72                | 100%                  | 382                   | NA               | NA               | 120                        | 70                      |          | 0           |     |                         |  | NA                                       | 28.8             | 4082.2                                 | 100.0                                  |   |
| 1/22/99          | NA                    | 0                 | 0%                    | 384                   | NA               | NA               | 110                        | 150                     |          | 0           |     |                         |  | NA                                       | 0.0              | 4082.2                                 | 100.0                                  |   |
| 1/27/99          | NA                    | 120               | 100%                  | 306                   | NA               | NA               | NA                         | 70                      |          | 0           |     |                         |  | NA                                       | 12.1             | 4094.3                                 | 100.0                                  |   |
| 2/1/99           | NA                    | 0                 | 0%                    | NA                    | NA               | NA               | NA                         | 80                      |          | 0           |     |                         |  | NA                                       | 0.0              | 4094.3                                 | 100.0                                  |   |
| 2/4/99           | NA                    | 72                | 100%                  | 317                   | NA               | NA               | 110                        | 60                      |          | 0           |     |                         |  | NA                                       | 2.1              | 4096.5                                 | 100.0                                  |   |
| 2/24/99          | NA                    | 0                 | 0%                    | 263                   | NA               | NA               | 650                        | 230                     |          | 0           |     |                         |  | NA                                       | 0.0              | 4096.5                                 | 100.0                                  |   |
| 3/3/99           | NA                    | 168               | 100%                  | 281                   | NA               | NA               | 230                        | 80                      |          | 0           |     |                         |  | NA                                       | 18.8             | 4115.3                                 | 100.0                                  |   |
| 3/23/99          | NA                    | 0                 | 0%                    | 278                   | NA               | NA               | 470                        | 130                     |          | 0           |     |                         |  | NA                                       | 0.0              | 4115.3                                 | 100.0                                  |   |
| 4/5/99           | NA                    | 312               | 100%                  | 254                   | NA               | NA               | 130                        | 70                      |          | 0           |     |                         |  | NA                                       | 22.0             | 4137.3                                 | 100.0                                  |   |
| 6/1/99           | NA                    | 0                 | 0%                    | 261                   | NA               | NA               | NA                         | 190                     |          | 0           |     |                         |  | NA                                       | 0.0              | 4137.3                                 | 100.0                                  |   |
| 6/29/99          | NA                    | 0                 | 0%                    | 224                   | NA               | NA               | 720                        | 480                     |          | 0           |     |                         |  | NA                                       | 0.0              | 4137.3                                 | 100.0                                  |   |
| 7/12/99          | NA                    | 312               | 100%                  | 176                   | 100              | NA               | 820                        | 80                      |          | 0           |     |                         |  | NA                                       | 46.4             | 4183.7                                 | 100.0                                  |   |
| 9/29/99          | NA                    | 0                 | 0%                    | NA                    | NA               | NA               | 390                        | 200                     |          | 0           |     |                         |  | NA                                       | 0.0              | 4183.7                                 | 100.0                                  |   |
| 10/14/99         | NA                    | 360               | 100%                  | 256                   | 100              | NA               | 400                        | 150                     |          | 0           |     |                         |  | NA                                       | 21.4             | 4205.1                                 | 100.0                                  |   |
| 10/18/99         | NA                    | 96                | 100%                  | 356                   | 100              | NA               | 610                        | 450                     |          | 0           |     |                         |  | NA                                       | 23.4             | 4228.5                                 | 100.0                                  |   |
| 11/6/99          | NA                    | 456               | 100%                  | 360                   | 100              | NA               | 40                         | 40                      |          | 0           |     |                         |  | NA                                       | 108.2            | 4334.7                                 | 100.0                                  |   |
| 11/15/99         | NA                    | 0                 | 0%                    | NA                    | 170              | NA               | NA                         | NA                      |          | 0           |     |                         |  | NA                                       | 0.0              | 4334.7                                 | 100.0                                  |   |
| 12/22/99         | NA                    | 0                 | 0%                    | NA                    | NA               | NA               | NA                         | NA                      |          | NA          |     |                         |  | NA                                       | 0.0              | 4334.7                                 | 100.0                                  |   |
| 3/6/00           | NA                    | 0                 | 0%                    | 183                   | 100              | 65.9             | 9                          | 14.5                    |          | 0           |     |                         |  | 61.5                                     | 0.0              | 4334.7                                 | 100.0                                  |   |
| 3/24/00          | NA                    | 432               | 100%                  | 144                   | 100              | 64.5             | 9                          | 14                      |          | 0           |     |                         |  | 59.7                                     | 2.7              | 4337.4                                 | 100.0                                  |   |
| 4/14/00          | NA                    | 504               | 100%                  | 109                   | 100              | 63.2             | 12                         | 18                      |          | 0           |     |                         |  | 63.6                                     | 2.7              | 4340.1                                 | 100.0                                  |   |
| 4/27/00          | NA                    | 312               | 100%                  | 201                   | 100              | 64.8             | 8                          | 4                       |          | 0           |     |                         |  | 64.1                                     | 1.4              | 4341.5                                 | 100.0                                  |   |
| 5/10/00          | NA                    | 312               | 100%                  | 227                   | 100              | 69.1             | 6.5                        | 2.5                     |          | 0           |     |                         |  | 67.3                                     | 0.8              | 4342.1                                 | 100.0                                  |   |
| 5/25/00          | NA                    | 360               | 100%                  | 250                   | 100              | 82.8             | 7                          | 18                      |          | 0           |     |                         |  | 78.4                                     | 2.3              | 4344.4                                 | 100.0                                  |   |
| 6/10/00          | NA                    | 384               | 100%                  | 255                   | 100              | NA               | 5.5                        | 11.5                    |          | 0           |     |                         |  | NA                                       | 3.8              | 4348.2                                 | 100.0                                  |   |
| Total to Date =  |                       | 18,144            | 42%                   | = Average % Operation |                  |                  |                            |                         |          |             |     |                         |  |  |                  |  |  |   |

**NOTES:**

ppmv = parts per million volume

scfm = standard cubic feet per minute

HC Recovery Per Period = Hydrocarbons recovered based on field data and an average hydrocarbon density of 6.26 lbs. per gallon.

HC Destruction Efficiency = Hydrocarbon destruction efficiency based on lab data.

Total Well TPH-g Conc. = Concentration of total petroleum hydrocarbons as gasoline of soil vapor extracted from all open wells.

\* = For 3/6/00 through 5/10/00, total flow rate (cubic feet per minute) calculated from velocity measurement (feet per minute) in 4"-diameter pipe using anemometer.

deg F = degrees Fahrenheit

lbs/day = pounds per day

NA = not available or applicable

**EXHIBIT 6**

**GROUNDWATER REMEDIATION PERFORMANCE TABLE**

Table 1

## Summary of Results of Automatic Recovery System Monitoring

Former Mobil Station 04-H6J

| Sample ID | Date of Sampling | Flow Meter Reading (gallons) | Effluent Discharge (gallons) | Average Flow Rate (gpd) | Total Discharged (gallons) | TPH-G (ppb) | TPH-D (ppb) | Benzene (ppb) | Toluene (ppb) | Ethyl-benzene (ppb) | Total Xylenes (ppb) |
|-----------|------------------|------------------------------|------------------------------|-------------------------|----------------------------|-------------|-------------|---------------|---------------|---------------------|---------------------|
| I-1       | 04/27/95         | 640                          | 0                            | 0                       | 0                          | 240         | 840         | 44            | 54            | 8.0                 | 39                  |
| I-1       | 05/05/95         | 55,200                       | 54,560                       | 6,820                   | 54,560                     | --          | --          | --            | --            | --                  | --                  |
| I-1       | 05/12/95         | 197,540                      | 142,340                      | 20,334                  | 196,900                    | 6,500       | 790         | 400           | 860           | 92                  | 660                 |
| I-1       | 05/25/95         | 328,980                      | 131,440                      | 10,111                  | 328,340                    | --          | --          | --            | --            | --                  | --                  |
| I-1       | 06/01/95         | 331,090                      | 2,110                        | 301                     | 330,450                    | --          | --          | --            | --            | --                  | --                  |
| I-1       | 06/08/95         | 460,730                      | 129,640                      | 18,520                  | 460,090                    | 780         | 130         | 82            | 130           | 15                  | 140                 |
| I-1       | 06/16/95         | 590,300                      | 129,570                      | 16,196                  | 589,660                    | --          | --          | --            | --            | --                  | --                  |
| I-1       | 06/23/95         | 626,890                      | 36,590                       | 5,227                   | 626,250                    | --          | --          | --            | --            | --                  | --                  |
| I-1       | 06/28/95         | 646,240                      | 19,350                       | 3,870                   | 645,600                    | --          | --          | --            | --            | --                  | --                  |
| I-1       | 07/07/95         | 646,930                      | 690                          | 77                      | 646,290                    | --          | --          | --            | --            | --                  | --                  |
| I-1       | 07/13/95         | 677,120                      | 30,190                       | 5,032                   | 676,480                    | 3,400       | 1,100       | 190           | 370           | 45                  | 300                 |
| I-1       | 07/18/95         | 711,770                      | 34,650                       | 6,930                   | 711,130                    | --          | --          | --            | --            | --                  | --                  |
| I-1       | 07/28/95         | 831,040                      | 119,270                      | 11,927                  | 830,400                    | --          | --          | --            | --            | --                  | --                  |
| I-1       | 08/04/95         | 831,940                      | 900                          | 129                     | 831,300                    | --          | --          | --            | --            | --                  | --                  |
| I-1       | 08/11/95         | 897,280                      | 65,340                       | 9,334                   | 896,640                    | --          | --          | --            | --            | --                  | --                  |
| I-1       | 08/17/95         | 918,610                      | 21,330                       | 3,555                   | 917,970                    | --          | --          | --            | --            | --                  | --                  |
| I-1       | 08/28/95         | 964,370                      | 45,760                       | 4,160                   | 963,730                    | 7,900       | 2,100       | 940           | 1,100         | 120                 | 1,200               |
| I-1       | 09/01/95         | 969,900                      | 5,530                        | 1,383                   | 969,260                    | --          | --          | --            | --            | --                  | --                  |
| I-1       | 09/07/95         | 972,180                      | 2,280                        | 380                     | 971,540                    | 5,800       | 1,300       | 540           | 750           | 51                  | 760                 |
| I-1       | 09/14/95         | 975,490                      | 3,310                        | 473                     | 974,850                    | --          | --          | --            | --            | --                  | --                  |
| I-1       | 09/22/95         | 1,038,540                    | 63,050                       | 7,881                   | 1,037,900                  | --          | --          | --            | --            | --                  | --                  |
| I-1       | 09/29/95         | 1,114,830                    | 76,290                       | 10,899                  | 1,114,190                  | --          | --          | --            | --            | --                  | --                  |
| I-1       | 10/05/95         | 1,133,030                    | 18,200                       | 3,033                   | 1,132,390                  | --          | --          | --            | --            | --                  | --                  |
| I-1       | 10/12/95         | 1,139,200                    | 6,170                        | 881                     | 1,138,560                  | 2,700       | 690         | 280           | 470           | 45                  | 270                 |
| I-1       | 10/23/95         | 1,169,390                    | 30,190                       | 2,745                   | 1,168,750                  | --          | --          | --            | --            | --                  | --                  |
| I-1       | 11/10/95         | 1,169,390                    | 0                            | 0                       | 1,168,750                  | --          | --          | --            | --            | --                  | --                  |
| I-1       | 11/17/95         | 1,171,890                    | 2,500                        | 357                     | 1,171,250                  | 4,900       | 1,200       | 450           | 680           | 55                  | 500                 |
| I-1       | 11/20/95         | 1,221,950                    | 50,060                       | 16,687                  | 1,221,310                  | --          | --          | --            | --            | --                  | --                  |
| I-1       | 11/27/95         | 1,295,450                    | 73,500                       | 10,500                  | 1,294,810                  | --          | --          | --            | --            | --                  | --                  |
| I-1       | 12/04/95         | 1,400,780                    | 105,330                      | 15,047                  | 1,400,140                  | 2,300       | 380         | 290           | 510           | 27                  | 230                 |
| I-1       | 12/14/95         | 1,501,930                    | 101,150                      | 10,115                  | 1,501,290                  | --          | --          | --            | --            | --                  | --                  |
| I-1       | 12/21/95         | 1,608,890                    | 106,960                      | 15,280                  | 1,608,250                  | --          | --          | --            | --            | --                  | --                  |
| I-1       | 12/29/95         | 1,632,530                    | 23,640                       | 2,955                   | 1,631,890                  | --          | --          | --            | --            | --                  | --                  |
| I-1       | 01/05/96         | 1,690,780                    | 58,250                       | 8,321                   | 1,690,140                  | --          | --          | --            | --            | --                  | --                  |
| I-1       | 01/08/96         | 1,735,880                    | 45,100                       | 15,033                  | 1,735,240                  | 3,000       | 520         | 250           | 600           | 46                  | 440                 |
| I-1       | 01/18/96         | 1,865,520                    | 129,640                      | 12,964                  | 1,864,880                  | --          | --          | --            | --            | --                  | --                  |
| I-1       | 01/25/96         | 1,886,830                    | 21,310                       | 3,044                   | 1,886,190                  | --          | --          | --            | --            | --                  | --                  |
| I-1       | 02/02/96         | 2,014,240                    | 127,410                      | 15,926                  | 2,013,600                  | --          | --          | --            | --            | --                  | --                  |
| I-1       | 02/07/96         | 2,027,770                    | 13,530                       | 2,706                   | 2,027,130                  | 1,800       | 860         | 38            | 75            | 9.6                 | 110                 |
| I-1       | 02/12/96         | 2,027,950                    | 180                          | 36                      | 2,027,310                  | --          | --          | --            | --            | --                  | --                  |
| I-1       | 02/22/96         | 10                           | 0                            | 0                       | 2,027,310                  | --          | --          | --            | --            | --                  | --                  |
| I-1       | 02/29/96         | 14,090                       | 14,080                       | 2,011                   | 2,041,390                  | --          | --          | --            | --            | --                  | --                  |
| I-1       | 03/06/96         | 23,260                       | 9,170                        | 1,528                   | 2,050,560                  | 25,000      | 3,400       | 5,400         | 5,400         | 360                 | 3,500               |
| I-1       | 03/14/96         | 34,660                       | 11,400                       | 1,425                   | 2,061,960                  | --          | --          | --            | --            | --                  | --                  |
| I-1       | 03/22/96         | 46,300                       | 11,640                       | 1,455                   | 2,073,600                  | --          | --          | --            | --            | --                  | --                  |
| I-1       | 04/08/96         | 54,120                       | 7,820                        | 460                     | 2,081,420                  | 10,000      | 2,000       | 690           | 1,500         | 120                 | 930                 |
| I-1       | 05/02/96         | 54,840                       | 720                          | 30                      | 2,082,140                  | --          | --          | --            | --            | --                  | --                  |
| I-1       | 05/14/96         | 139,900                      | 85,060                       | 7,088                   | 2,167,200                  | 4,400       | 840         | 330           | 820           | 53                  | 580                 |
| I-1       | 05/28/96         | 251,390                      | 111,490                      | 7,964                   | 2,278,690                  | --          | --          | --            | --            | --                  | --                  |
| I-1       | 06/14/96         | 264,690                      | 13,300                       | 782                     | 2,291,990                  | 1,200       | 330         | 170           | 16            | 51                  | 120                 |
| I-1       | 07/08/96         | 295,770                      | 31,080                       | 1,295                   | 2,323,070                  | 150         | 65          | 3.7           | 4.4           | 0.60                | 6.7                 |
| I-1       | 07/25/96         | 298,890                      | 3,120                        | 184                     | 2,326,190                  | --          | --          | --            | --            | --                  | --                  |
| I-1       | 08/08/96         | 300,120                      | 1,230                        | 88                      | 2,327,420                  | --          | --          | --            | --            | --                  | --                  |
| I-1       | 08/12/96         | 302,120                      | 2,000                        | 500                     | 2,329,420                  | 890         | 190         | 110           | 190           | 14                  | 120                 |
| I-1       | 08/27/96         | 303,730                      | 1,610                        | 107                     | 2,331,030                  | --          | --          | --            | --            | --                  | --                  |

**Table 1**  
**Summary of Results of Automatic Recovery System Monitoring**

Former Mobil Station 04-H6J

| Sample ID | Date of Sampling | Flow Meter Reading (gallons) | Effluent Discharge (gallons) | Average Flow Rate (gpd) | Total Discharged (gallons) | TPH-G (ppb) | TPH-D (ppb) | Benzene (ppb) | Toluene (ppb) | Ethyl-benzene (ppb) | Total Xylenes (ppb) |
|-----------|------------------|------------------------------|------------------------------|-------------------------|----------------------------|-------------|-------------|---------------|---------------|---------------------|---------------------|
| I-1       | 09/13/96         | 311,780                      | 8,050                        | 474                     | 2,339,080                  | --          | --          | --            | --            | --                  | --                  |
| I-1       | 10/04/96         | 311,780                      | 0                            | 0                       | 2,339,080                  | --          | --          | --            | --            | --                  | --                  |
| I-1       | 11/08/96         | 311,780                      | 0                            | 0                       | 2,339,080                  | --          | --          | --            | --            | --                  | --                  |
| I-1       | 12/02/96         | 311,780                      | 0                            | 0                       | 2,339,080                  | --          | --          | --            | --            | --                  | --                  |
| I-1       | 12/06/96         | 337,540                      | 25,760                       | 6,440                   | 2,364,840                  | 630         | 160         | 48            | 120           | 8.9                 | 69                  |
| I-1       | 01/07/97         | 512,070                      | 174,530                      | 5,454                   | 2,539,370                  | 2,800       | 310         | 210           | 540           | 35                  | 330                 |
| I-1       | 01/15/97         | 553,950                      | 41,880                       | 5,235                   | 2,581,250                  | --          | --          | --            | --            | --                  | --                  |
| I-1       | 01/24/97         | 594,490                      | 40,540                       | 4,504                   | 2,621,790                  | --          | --          | --            | --            | --                  | --                  |
| I-1       | 02/07/97         | 626,600                      | 32,110                       | 2,294                   | 2,653,900                  | 5,300       | 720         | 460           | 1,300         | 440                 | 640                 |
| I-1       | 02/19/97         | 687,340                      | 60,740                       | 5,062                   | 2,714,640                  | --          | --          | --            | --            | --                  | --                  |
| I-1       | 03/04/97         | 695,030                      | 7,690                        | 592                     | 2,722,330                  | --          | --          | --            | --            | --                  | --                  |
| I-1       | 03/12/97         | 705,530                      | 10,500                       | 1,313                   | 2,732,830                  | 3,700       | 740         | 380           | 1,000         | 61                  | 560                 |
| I-1       | 04/01/97         | 705,530                      | 0                            | 0                       | 2,732,830                  | --          | --          | --            | --            | --                  | --                  |
| I-1       | 05/02/97         | 705,530                      | 0                            | 0                       | 2,732,830                  | --          | --          | --            | --            | --                  | --                  |
| I-1       | 05/07/97         | 707,770                      | 2,240                        | 448                     | 2,735,070                  | --          | --          | --            | --            | --                  | --                  |
| I-1       | 05/14/97         | 708,080                      | 310                          | 44                      | 2,735,380                  | --          | --          | --            | --            | --                  | --                  |
| I-1       | 07/29/97         | 708,860                      | 780                          | 10                      | 2,736,160                  | 2,100       | 170         | 240           | 440           | 21                  | 240                 |
| I-1       | 10/01/97         | 708,860                      | 0                            | 0                       | 2,736,160                  | --          | --          | --            | --            | --                  | --                  |
| I-1       | 10/20/97         | 708,860                      | 0                            | 0                       | 2,736,160                  | 3,400       | 11,000      | 470           | 840           | 42                  | 390                 |
| I-1       | 10/31/97         | 783,000                      | 74,140                       | 6,740                   | 2,810,300                  | --          | --          | --            | --            | --                  | --                  |
| I-1       | 11/05/97         | 817,960                      | 34,960                       | 6,992                   | 2,845,260                  | --          | --          | --            | --            | --                  | --                  |
| I-1       | 11/11/97         | 854,790                      | 36,830                       | 6,138                   | 2,882,090                  | 920         | 320         | 34            | 97            | 12                  | 150                 |
| I-1       | 11/21/97         | 917,210                      | 62,420                       | 6,242                   | 2,944,510                  | --          | --          | --            | --            | --                  | --                  |
| I-1       | 11/25/97         | 944,770                      | 27,560                       | 6,890                   | 2,972,070                  | --          | --          | --            | --            | --                  | --                  |
| I-1       | 12/04/97         | 989,710                      | 44,940                       | 4,993                   | 3,017,010                  | --          | --          | --            | --            | --                  | --                  |
| I-1       | 12/11/97         | 1,023,640                    | 33,930                       | 4,847                   | 3,050,940                  | ND          | ND          | ND            | ND            | ND                  | ND                  |
| I-1       | 12/15/97         | 1,042,420                    | 18,780                       | 4,695                   | 3,069,720                  | --          | --          | --            | --            | --                  | --                  |
| I-1       | 12/31/97         | 1,106,010                    | 63,590                       | 3,974                   | 3,133,310                  | --          | --          | --            | --            | --                  | --                  |
| I-1       | 01/06/98         | 1,127,130                    | 21,120                       | 3,520                   | 3,154,430                  | 1,000       | 630         | 24            | 58            | 5.2                 | 170                 |
| I-1       | 01/16/98         | 1,171,800                    | 44,670                       | 4,467                   | 3,199,100                  | --          | --          | --            | --            | --                  | --                  |
| I-1       | 01/22/98         | 1,195,970                    | 24,170                       | 4,028                   | 3,223,270                  | --          | --          | --            | --            | --                  | --                  |
| I-1       | 01/30/98         | 1,229,990                    | 34,020                       | 4,253                   | 3,257,290                  | --          | --          | --            | --            | --                  | --                  |
| I-1       | 02/05/98         | 1,253,850                    | 23,860                       | 3,977                   | 3,281,150                  | 570         | 340         | 19            | 54            | 5.4                 | 95                  |
| I-1       | 02/09/98         | 1,273,640                    | 19,790                       | 4,948                   | 3,300,940                  | --          | --          | --            | --            | --                  | --                  |
| I-1       | 02/20/98         | 1,326,030                    | 52,390                       | 4,763                   | 3,353,330                  | --          | --          | --            | --            | --                  | --                  |
| I-1       | 02/27/98         | 1,365,130                    | 39,100                       | 5,586                   | 3,392,430                  | --          | --          | --            | --            | --                  | --                  |
| I-1       | 03/05/98         | 1,394,470                    | 29,340                       | 4,890                   | 3,421,770                  | --          | --          | --            | --            | --                  | --                  |
| I-1       | 03/12/98         | 1,429,330                    | 34,860                       | 4,980                   | 3,456,630                  | 1,900       | 920         | 96            | 220           | 16                  | 280                 |
| I-1       | 03/20/98         | 1,468,420                    | 39,090                       | 4,886                   | 3,495,720                  | --          | --          | --            | --            | --                  | --                  |
| I-1       | 03/27/98         | 1,499,700                    | 31,280                       | 4,469                   | 3,527,000                  | --          | --          | --            | --            | --                  | --                  |
| I-1       | 04/01/98         | 1,522,760                    | 23,060                       | 4,612                   | 3,550,060                  | 910         | 550         | 47            | 94            | 5.6                 | 160                 |
| I-1       | 04/06/98         | 1,522,980                    | 220                          | 44                      | 3,550,280                  | --          | --          | --            | --            | --                  | --                  |
| I-1       | 04/16/98         | 1,566,740                    | 43,760                       | 4,376                   | 3,594,040                  | --          | --          | --            | --            | --                  | --                  |
| I-1       | 04/22/98         | 1,593,240                    | 26,500                       | 4,417                   | 3,620,540                  | --          | --          | --            | --            | --                  | --                  |
| I-1       | 04/29/98         | 1,624,180                    | 30,940                       | 4,420                   | 3,651,480                  | --          | --          | --            | --            | --                  | --                  |
| I-1       | 05/11/98         | 1,668,000                    | 43,820                       | 3,652                   | 3,695,300                  | --          | --          | --            | --            | --                  | --                  |
| I-1       | 05/19/98         | 1,694,940                    | 26,940                       | 3,368                   | 3,722,240                  | 240         | ND          | 19            | 38            | 3.2                 | 43                  |
| I-1       | 05/29/98         | 1,732,330                    | 37,390                       | 3,739                   | 3,759,630                  | --          | --          | --            | --            | --                  | --                  |
| I-1       | 06/11/98         | 1,785,020                    | 52,690                       | 4,053                   | 3,812,320                  | 570         | ND          | 22            | 57            | 4.8                 | 91                  |
| I-1       | 06/18/98         | 1,816,620                    | 31,600                       | 4,514                   | 3,843,920                  | --          | --          | --            | --            | --                  | --                  |
| I-1       | 07/07/98         | 1,816,690                    | 70                           | 4                       | 3,843,990                  | --          | --          | --            | --            | --                  | --                  |
| I-1       | 07/13/98         | 1,818,690                    | 2,000                        | 333                     | 3,845,990                  | 9,200       | 6,600       | 310           | 230           | 8                   | 1,600               |
| I-1       | 08/02/98         | 1,818,690                    | 0                            | 0                       | 3,845,990                  | --          | --          | --            | --            | --                  | --                  |
| I-1       | 08/30/98         | 1,818,690                    | 0                            | 0                       | 3,845,990                  | --          | --          | --            | --            | --                  | --                  |
| I-1       | 09/30/98         | 1,818,690                    | 0                            | 0                       | 3,845,990                  | --          | --          | --            | --            | --                  | --                  |



Table 1

## Summary of Results of Automatic Recovery System Monitoring

Former Mobil Station 04-H6J

| Sample ID | Date of Sampling | Flow Meter Reading (gallons) | Effluent Discharge (gallons) | Average Flow Rate (gpd) | Total Discharged (gallons) | TPH-G (ppb) | TPH-D (ppb) | Benzene (ppb) | Toluene (ppb) | Ethylbenzene (ppb) | Total Xylenes (ppb) |
|-----------|------------------|------------------------------|------------------------------|-------------------------|----------------------------|-------------|-------------|---------------|---------------|--------------------|---------------------|
| I-1       | 10/31/98         | 1,818,690                    | 0                            | 0                       | 3,845,990                  | --          | --          | --            | --            | --                 | --                  |
| I-1       | 11/30/98         | 1,818,690                    | 0                            | 0                       | 3,845,990                  | --          | --          | --            | --            | --                 | --                  |
| I-1       | 12/30/98         | 1,818,690                    | 0                            | 0                       | 3,845,990                  | --          | --          | --            | --            | --                 | --                  |
| I-1       | 01/06/99         | 1,818,690                    | 0                            | 0                       | 3,845,990                  | --          | --          | --            | --            | --                 | --                  |
| I-1       | 01/12/99         | 1,819,320                    | 630                          | 105                     | 3,846,620                  | --          | --          | --            | --            | --                 | --                  |
| I-1       | 01/22/99         | 1,819,380                    | 60                           | 6                       | 3,846,680                  | --          | --          | --            | --            | --                 | --                  |
| I-1       | 01/27/99         | 1,819,380                    | 0                            | 0                       | 3,846,680                  | 3,400       | 4,500       | 58            | 72            | 12                 | 310                 |
| I-1       | 02/01/99         | 1,820,180                    | 800                          | 160                     | 3,847,480                  | --          | --          | --            | --            | --                 | --                  |
| I-1       | 02/04/99         | 1,820,670                    | 490                          | 163                     | 3,847,970                  | --          | --          | --            | --            | --                 | --                  |
| I-1       | 02/24/99         | 1,820,670                    | 0                            | 0                       | 3,847,970                  | 15,000      | 7,300       | 1,300         | 52            | 2,900              | 2,900               |
| I-1       | 03/03/99         | 1,821,820                    | 1,150                        | 164                     | 3,849,120                  | 14,000      | 7,400       | 490           | 780           | 30                 | 2,400               |
| I-1       | 03/23/99         | 1,821,820                    | 0                            | 0                       | 3,849,120                  | --          | --          | --            | --            | --                 | --                  |
| I-1       | 04/05/99         | 1,822,750                    | 930                          | 72                      | 3,850,050                  | --          | --          | --            | --            | --                 | --                  |
| I-1       | 05/28/99         | 1,822,750                    | 0                            | 0                       | 3,850,050                  | --          | --          | --            | --            | --                 | --                  |
| I-1       | 06/25/99         | 1,822,750                    | 0                            | 0                       | 3,850,050                  | --          | --          | --            | --            | --                 | --                  |
| I-1       | 06/29/99         | 1,822,780                    | 30                           | 8                       | 3,850,080                  | --          | --          | --            | --            | --                 | --                  |
| I-1       | 07/12/99         | 1,822,980                    | 200                          | 15                      | 3,850,280                  | --          | --          | --            | --            | --                 | --                  |
| I-1       | 07/26/99         | 1,824,800                    | 1,820                        | 130                     | 3,852,100                  | 4,900       | 2,800       | 49            | 17            | ND                 | 530                 |
| I-1       | 08/27/99         | 1,824,800                    | 0                            | 0                       | 3,852,100                  | --          | --          | --            | --            | --                 | --                  |
| I-1       | 09/29/99         | 1,824,800                    | 0                            | 0                       | 3,852,100                  | --          | --          | --            | --            | --                 | --                  |
| I-1       | 10/14/99         | 1,825,240                    | 440                          | 29                      | 3,852,540                  | 4,400       | 4,700       | 10            | 22            | ND                 | 180                 |
| I-1       | 10/18/99         | 1,825,430                    | 190                          | 48                      | 3,852,730                  | --          | --          | --            | --            | --                 | --                  |
| I-1       | 11/06/99         | 1,825,430                    | 0                            | 0                       | 3,852,730                  | --          | --          | --            | --            | --                 | --                  |
| I-1       | 12/22/99         | 1,825,810                    | 380                          | 8                       | 3,853,110                  | ND          | 680         | ND            | 1.7           | 1.2                | ND                  |
| I-1       | 03/06/00         | 1,825,870                    | 60                           | 1                       | 3,853,170                  | 6,400       | 9,600       | ND            | 6.5           | ND                 | 370                 |
| I-1       | 03/24/00         | 1,826,040                    | 170                          | 9                       | 3,853,340                  | --          | --          | --            | --            | --                 | --                  |
| I-1       | 04/14/00         | 1,826,330                    | 290                          | 14                      | 3,853,630                  | ND          | --          | ND            | ND            | ND                 | 1.1                 |
| I-1       | 04/27/00         | 1,826,410                    | 80                           | 6                       | 3,853,710                  | --          | 1,200       | --            | --            | --                 | --                  |
| I-1       | 05/10/00         | 1,826,570                    | 160                          | 12                      | 3,853,870                  | ND          | 8,800       | ND#           | ND#           | ND#                | 16                  |
| I-1       | 05/25/00         | 1,826,692                    | 122                          | 8                       | 3,853,992                  | --          | --          | --            | --            | --                 | --                  |
| I-1       | 06/10/00         | 1,827,130                    | 438                          | 27                      | 3,854,430                  | --          | --          | --            | --            | --                 | --                  |
| E-1       | 04/27/95         | --                           | --                           | --                      | --                         | ND          | 87          | ND            | ND            | ND                 | ND                  |
| E-1       | 05/12/95         | --                           | --                           | --                      | --                         | 670         | 180         | 3.4           | 5.8           | ND                 | 9.8                 |
| E-1       | 06/08/95         | --                           | --                           | --                      | --                         | ND          | ND          | 0.87          | 0.92          | ND                 | 1.4                 |
| E-1       | 07/13/95         | --                           | --                           | --                      | --                         | ND          | 110         | ND            | ND            | ND                 | ND                  |
| E-1       | 08/28/95         | --                           | --                           | --                      | --                         | 140         | 220         | 2.6           | 4.4           | 0.98               | 6.2                 |
| E-1       | 09/07/95         | --                           | --                           | --                      | --                         | 200         | 290         | 5.8           | 6.9           | 0.77               | 93                  |
| E-1       | 10/12/95         | --                           | --                           | --                      | --                         | ND          | 120         | ND            | ND            | ND                 | ND                  |
| E-1       | 11/17/95         | --                           | --                           | --                      | --                         | 93          | 230         | 0.73          | 1.3           | ND                 | 1.4                 |
| E-1       | 12/04/95         | --                           | --                           | --                      | --                         | ND          | 120         | ND            | ND            | ND                 | ND                  |
| E-1       | 01/08/96         | --                           | --                           | --                      | --                         | 110         | 76          | 52            | 11            | 0.74               | 9.4                 |
| E-1       | 02/07/96         | --                           | --                           | --                      | --                         | 840         | 470         | 4.2           | 7.7           | 2.1                | 16                  |
| E-1       | 03/06/96         | --                           | --                           | --                      | --                         | 140         | 420         | 1.1           | 0.94          | ND                 | 0.59                |
| E-1       | 04/08/96         | --                           | --                           | --                      | --                         | 340         | 190         | 11            | 7.1           | 3.5                | 21                  |
| E-1       | 05/14/96         | --                           | --                           | --                      | --                         | 630         | 330         | 13            | 31            | 3.8                | 29                  |
| E-1       | 06/14/96         | --                           | --                           | --                      | --                         | ND          | 79          | ND            | ND            | ND                 | ND                  |
| E-1       | 07/08/96         | --                           | --                           | --                      | --                         | ND          | ND          | 0.71          | ND            | ND                 | ND                  |
| E-1       | 08/12/96         | --                           | --                           | --                      | --                         | 73          | 72          | 1.7           | 3.0           | ND                 | 27                  |
| E-1       | 12/06/96         | --                           | --                           | --                      | --                         | ND          | ND          | ND            | 1.4           | ND                 | 0.57                |
| E-1       | 01/07/97         | --                           | --                           | --                      | --                         | ND          | ND          | 1.4           | 2.7           | ND                 | 2.3                 |
| E-1       | 02/07/97         | --                           | --                           | --                      | --                         | 85          | 80          | ND            | 1.3           | ND                 | 0.57                |
| E-1       | 03/12/97         | --                           | --                           | --                      | --                         | 100         | 170         | 3.3           | 5.5           | 0.63               | 4.4                 |
| E-1       | 07/29/97         | --                           | --                           | --                      | --                         | 160         | 160         | 13            | 28            | 2.6                | 15                  |

Table 1

## Summary of Results of Automatic Recovery System Monitoring

Former Mobil Station 04-H6J

| Sample ID | Date of Sampling | Flow Meter Reading (gallons) | Effluent Discharge (gallons) | Average Flow Rate (gpd) | Total Discharged (gallons) | TPH-G (ppb) | TPH-D (ppb) | Benzene (ppb) | Toluene (ppb) | Ethylbenzene (ppb) | Total Xylenes (ppb) |
|-----------|------------------|------------------------------|------------------------------|-------------------------|----------------------------|-------------|-------------|---------------|---------------|--------------------|---------------------|
| E-1       | 10/20/97         | --                           | --                           | --                      | --                         | 87          | 860         | 0.80          | 2.6           | 0.73               | 3.0                 |
| E-1       | 11/11/97         | --                           | --                           | --                      | --                         | ND          | 130         | ND            | ND            | ND                 | ND                  |
| E-1       | 12/11/97         | --                           | --                           | --                      | --                         | ND          | ND          | ND            | ND            | ND                 | ND                  |
| E-1       | 01/06/98         | --                           | --                           | --                      | --                         | ND          | 270         | ND            | 0.6           | ND                 | 2.2                 |
| E-1       | 02/05/98         | --                           | --                           | --                      | --                         | ND          | 300         | 0.3           | 1.0           | ND                 | 2.5                 |
| E-1       | 03/12/98         | --                           | --                           | --                      | --                         | ND          | 390         | 0.4           | 0.9           | ND                 | 2.0                 |
| E-1       | 04/01/98         | --                           | --                           | --                      | --                         | ND          | 330         | 0.6           | 1.4           | ND                 | 2.9                 |
| E-1       | 05/19/98         | --                           | --                           | --                      | --                         | ND          | ND          | ND            | ND            | ND                 | ND                  |
| E-1       | 06/11/98         | --                           | --                           | --                      | --                         | ND          | ND          | ND            | ND            | ND                 | ND                  |
| E-1       | 07/13/98         | --                           | --                           | --                      | --                         | 410         | 3,600       | 3.1           | 3.1           | 1.4                | 25.0                |
| E-1       | 08/02/98         | --                           | --                           | --                      | --                         | --          | --          | --            | --            | --                 | --                  |
| E-1       | 08/30/98         | --                           | --                           | --                      | --                         | --          | --          | --            | --            | --                 | --                  |
| E-1       | 09/30/98         | --                           | --                           | --                      | --                         | --          | --          | --            | --            | --                 | --                  |
| E-1       | 10/31/98         | --                           | --                           | --                      | --                         | --          | --          | --            | --            | --                 | --                  |
| E-1       | 11/30/98         | --                           | --                           | --                      | --                         | --          | --          | --            | --            | --                 | --                  |
| E-1       | 12/30/98         | --                           | --                           | --                      | --                         | --          | --          | --            | --            | --                 | --                  |
| E-1       | 01/27/98         | --                           | --                           | --                      | --                         | ND          | 2,000       | ND            | 0.3           | ND                 | ND                  |
| E-1       | 02/04/99         | --                           | --                           | --                      | --                         | --          | 2,100       | --            | --            | --                 | --                  |
| E-1       | 02/25/99         | --                           | --                           | --                      | --                         | ND          | --          | ND            | 0.6           | 0.3                | 0.8                 |
| E-1       | 03/03/99         | --                           | --                           | --                      | --                         | 110         | 4,000       | 0.8           | ND            | 0.8                | 6.4                 |
| E-1       | 04/05/99         | --                           | --                           | --                      | --                         | ND          | --          | ND            | ND            | ND                 | ND                  |
| E-1       | 04/23/99         | --                           | --                           | --                      | --                         | --          | ND          | --            | --            | --                 | --                  |
| E-1       | 05/28/99         | --                           | --                           | --                      | --                         | --          | --          | --            | --            | --                 | --                  |
| E-1       | 06/25/99         | --                           | --                           | --                      | --                         | --          | --          | --            | --            | --                 | --                  |
| E-1       | 06/29/99         | --                           | --                           | --                      | --                         | --          | --          | --            | --            | --                 | --                  |
| E-1       | 07/12/99         | --                           | --                           | --                      | --                         | --          | --          | --            | --            | --                 | --                  |
| E-1       | 07/26/99         | --                           | --                           | --                      | --                         | 110         | 2,000       | ND            | ND            | 0.5                | 1.7                 |
| E-1       | 08/27/99         | --                           | --                           | --                      | --                         | --          | --          | --            | --            | --                 | --                  |
| E-1       | 09/29/99         | --                           | --                           | --                      | --                         | --          | --          | --            | --            | --                 | --                  |
| E-1       | 10/14/99         | --                           | --                           | --                      | --                         | 270         | 3,000       | 0.7           | 5.9           | 2.7                | 5.1                 |
| E-1       | 10/18/99         | --                           | --                           | --                      | --                         | --          | --          | --            | --            | --                 | --                  |
| E-1       | 11/06/99         | --                           | --                           | --                      | --                         | --          | --          | --            | --            | --                 | --                  |
| E-1       | 12/22/99         | --                           | --                           | --                      | --                         | ND          | 690         | ND            | 1.6           | 1.2                | 0.85                |
| E-1       | 03/06/00         | --                           | --                           | --                      | --                         | 72          | 1,400       | ND            | ND            | ND                 | 0.72                |
| E-1       | 03/24/00         | --                           | --                           | --                      | --                         | --          | --          | --            | --            | --                 | --                  |
| E-1       | 04/14/00         | --                           | --                           | --                      | --                         | ND          | --          | ND            | ND            | ND                 | ND                  |
| E-1       | 04/27/00         | --                           | --                           | --                      | --                         | --          | 1,500       | --            | --            | --                 | --                  |
| E-1       | 05/10/00         | --                           | --                           | --                      | --                         | ND          | 5,300       | 0.43          | 2.6           | 1.2                | ND                  |
| E-1       | 05/25/00         | --                           | --                           | --                      | --                         | --          | --          | --            | --            | --                 | --                  |
| E-1       | 06/10/00         | --                           | --                           | --                      | --                         | --          | --          | --            | --            | --                 | --                  |

Total Effluent Discharged to Date: 3,854,430 gallons

## NOTES:

ppb = parts per billion

I-1 = influent

TPH-G = total petroleum hydrocarbons as gasoline

E-1 = effluent from air stripper

ND = not detected at or above method detection limit

TPH-D = total petroleum hydrocarbons as diesel

-- = not measured/not analyzed

\* = new flow meter installed 02/22/96

gpd = gallons per day

# = Laboratory Method Detection Limit exceeded target detection limit due to excessive foaming of the sample.

**EXHIBIT 7**

**WELL PURGING AND GROUNDWATER SAMPLING PROTOCOL**

## WELL PURGING AND GROUNDWATER SAMPLING PROTOCOL

### FLUID LEVEL MONITORING

Fluid levels are monitored in the wells using an electronic interface probe with conductance sensors. The presence of liquid-phase hydrocarbons is verified using a hydrocarbon-reactive paste. The depth to liquid-phase hydrocarbons and water is measured to the nearest 0.01 foot relative to the well box top or top of casing. Well box or casing elevations are surveyed to within 0.02 foot relative to a county or city benchmark.

### GROUNDWATER SAMPLING

Currently, 'pre-purge' and 'non-purge' methods of sampling both comply with regulatory standards.

#### *NON-PURGE METHOD:*

TRC utilizes the 'non-purge' method of sampling for all qualifying groundwater monitoring wells. Groundwater samples are collected by lowering a 1.5-inch-diameter, bottom-fill, disposable polyethylene bailer just below the static water level in the well. The samples are carefully transferred from the check-valve-equipped bailer to 1-liter and 40-milliliter glass containers. The sample containers are filled to zero headspace and fitted with Teflon-sealed caps. Each sample is labeled with the project number, well number, sample date, and sampler's initials. Samples remain chilled at approximately 4°C prior to analysis by a state-certified laboratory.

The following criteria necessary for a well to qualify for 'non-purge' sampling are taken from a letter issued by San Francisco Bay Regional Water Quality Control Board on January 31, 1997:

1. The non-purging approach shall be used only for monitoring wells where groundwater has been impacted by petroleum hydrocarbons, BTEX, and MTBE.
2. Non-purge sampling shall be utilized for unconfined aquifers only.
3. The monitoring well shall be properly permitted, constructed (in this case, screened across the water table), and developed.
4. The well is presently in use for groundwater or soil vapor extraction.
5. The well does not contain free product.
6. For new wells or wells brought into monitoring for the first time, the first round of groundwater sampling performed at a site shall be with both non-purged and purged samples. The purging and sampling method used shall be documented. This shall include the rate of purge and sampling details. For these wells we require measurements of dissolved oxygen, specific conductance, pH, and temperature whether purged or not purged. Also, if biodegradation is being tracked at the well, our requirements do not preclude the measurement of other parameters.

7. Existing wells which have already been routinely purged in previous sampling events immediate to being switched to a non-purging mode do not require an initial duplicate non-purged and purged sample.
8. Monitoring data frequency shall be as required by the appropriate regulatory oversight agency.
9. Should site closure be requested where the non-purged approach has been used, the final confirmation sampling event shall include both non-purged and purged samples from each well or as agreed upon with the appropriate regulatory oversight agency.

*PURGE METHOD:*

Groundwater monitoring wells that do not qualify for the 'non-purge' method are purged and sampled in accordance with standard regulatory protocol. Typically, monitoring wells that contain no liquid-phase hydrocarbons are purged of groundwater prior to sampling so that fluids sampled are representative of fluids within the formation. Temperature, pH, and specific conductance are typically measured after each well casing volume has been removed. Purging is considered complete when these parameters vary less than 10% from the previous readings, or when four casing volumes of fluid have been removed. Samples are collected without further purging if the well does not recharge within 2 hours to 80% of its volume before purging.

The purged water is either pumped directly into a licensed vacuum truck or temporarily stored in labeled drums prior to transport to an appropriate treatment or recycling facility. If an automatic recovery system (ARS) is operating at the site, purged water may be pumped into the ARS for treatment.

Groundwater samples are collected by lowering a 1.5-inch-diameter, bottom-fill, disposable polyethylene bailer just below the static water level in the well. The samples are carefully transferred from the check-valve-equipped bailer to 1-liter and 40-milliliter glass containers. The sample containers are filled to zero headspace and fitted with Teflon-sealed caps. Each sample is labeled with the project number, well number, sample date, and sampler's initials. Samples remain chilled at approximately 4°C prior to analysis by a state-certified laboratory.

**EXHIBIT 8**

**MONITORING WELL SAMPLING FORMS**

## FLUID MEASUREMENT FIELD FORM

Project No.: 30-0065-75Alton Personnel: C. BrownStation No.: 04-1165Date: 04/19/01

| Well Number | Screen Interval | Depth to Water | Depth to Product | Free Product Thickness (ft) | Free Product Recovery | Total Depth | Dissolved O <sub>2</sub> (mg/L) | Comments |
|-------------|-----------------|----------------|------------------|-----------------------------|-----------------------|-------------|---------------------------------|----------|
| MW-10       |                 | 44.16          |                  |                             |                       | 55.05       | 2.68                            |          |
| MW-5        |                 | 33.62          |                  |                             |                       | 34.29       | 2.59                            |          |
| MW-3        |                 | 16.52          |                  |                             |                       | 33.39       | 3.10                            |          |
| VMW-3       |                 | 31.16          |                  |                             |                       | 31.75       | 2.39                            |          |
| MW-7        |                 | 17.26          |                  |                             |                       | 24.27       | 2.51                            |          |
| MW-8        |                 | 16.81          |                  |                             |                       | 29.72       | 2.45                            |          |
| * MW-6      |                 | 44.48          |                  |                             |                       | 54.63       | 2.10                            |          |
| VMW-1       | —               | Dry            |                  |                             |                       |             |                                 |          |
| MW-11       |                 | 39.14          |                  |                             |                       |             | 2.98                            |          |
| MW-12       |                 | 47.09          |                  |                             |                       | 55.47       | 3.14                            |          |
| VMW-2       | —               | Dry            |                  |                             |                       |             |                                 |          |
| * RW-3      |                 | 45.73          |                  |                             |                       | 54.62       | 3.15                            |          |
| * MW-4      |                 | 44.10          |                  |                             |                       | 49.15       | 3.70                            |          |
| VMW-4       | —               | Dry            |                  |                             |                       |             |                                 |          |
| * RW-4      |                 | 44.42          |                  |                             |                       | 49.87       | 3.47                            |          |
| * RW-2      |                 | 48.06          |                  |                             |                       | 53.52       | 2.30                            |          |
| * MW-2      |                 | 43.95          |                  |                             |                       | 48.79       | 1.26                            |          |
| * RW-1      |                 | 44.02          |                  |                             |                       | 52.36       | 1.31                            |          |
| * MW-1      |                 | 43.87          |                  |                             |                       | 52.07       | 2.65                            |          |
|             |                 |                |                  |                             |                       |             |                                 |          |
|             |                 |                |                  |                             |                       |             |                                 |          |
|             |                 |                |                  |                             |                       |             |                                 |          |

TRC/Alton Geoscience, Northern California Operations  
**GROUND WATER SAMPLING FIELD NOTES**

Site: 04-1163 Project No.: 30-0065-75 Sampled By: C. Brown Date: 04/19/01

Well No. MW-6 Purge Method: No Purge  
 Total Depth (feet) 54.63 Depth to Product (feet): —  
 Depth to Water (feet): 44.48 Product Recovered (gallons): —  
 Water Column (feet): — Casing Diameter (Inches): —  
 80% Recharge Depth (feet): — 1 Well Volume (gallons): —

Well No. RW-3 Purge Method: No Purge  
 Total Depth (feet) 54.62 Depth to Product (feet): —  
 Depth to Water (feet): 45.73 Product Recovered (gallons): —  
 Water Column (feet): — Casing Diameter (Inches): —  
 80% Recharge Depth (feet): — 1 Well Volume (gallons): —

| Time Start   | Time Stop | Depth To Water (feet) | Volume Purged (gallons) | Conductivity (uS/cm) | Temperature (F., C.) | pH    |
|--------------|-----------|-----------------------|-------------------------|----------------------|----------------------|-------|
|              |           |                       |                         | 1.42                 | 73.5                 | 7.04  |
| Total Purged |           |                       |                         | Time Sampled         |                      | 11:11 |

Comments:  
Turbidity=

| Time Start   | Time Stop | Depth To Water (feet) | Volume Purged (gallons) | Conductivity (uS/cm) | Temperature (F., C.) | pH    |
|--------------|-----------|-----------------------|-------------------------|----------------------|----------------------|-------|
|              |           |                       |                         | 1.57                 | 75.4                 | 5.91  |
| Total Purged |           |                       |                         | Time Sampled         |                      | 11:31 |

Comments:  
Turbidity=

Well No. MW-4 Purge Method: No Purge  
 Total Depth (feet) 49.15 Depth to Product (feet): —  
 Depth to Water (feet): 44.10 Product Recovered (gallons): —  
 Water Column (feet): — Casing Diameter (Inches): —  
 80% Recharge Depth (feet): — 1 Well Volume (gallons): —

Well No. RW-4 Purge Method: No Purge  
 Total Depth (feet) 44.87 Depth to Product (feet): —  
 Depth to Water (feet): 44.42 Product Recovered (gallons): —  
 Water Column (feet): — Casing Diameter (Inches): —  
 80% Recharge Depth (feet): — 1 Well Volume (gallons): —

| Time Start   | Time Stop | Depth To Water (feet) | Volume Purged (gallons) | Conductivity (uS/cm) | Temperature (F., C.) | pH    |
|--------------|-----------|-----------------------|-------------------------|----------------------|----------------------|-------|
|              |           |                       |                         | 1.15                 | 67.2                 | 7.60  |
| Total Purged |           |                       |                         | Time Sampled         |                      | 12:11 |

Comments:  
Turbidity=

| Time Start   | Time Stop | Depth To Water (feet) | Volume Purged (gallons) | Conductivity (uS/cm) | Temperature (F., C.) | pH    |
|--------------|-----------|-----------------------|-------------------------|----------------------|----------------------|-------|
|              |           |                       |                         | 0.95                 | 70.9                 | 7.10  |
| Total Purged |           |                       |                         | Time Sampled         |                      | 12:41 |

Comments:  
Turbidity=

Well No. RW-2 Purge Method: No Purge  
 Total Depth (feet) 53.52 Depth to Product (feet): —  
 Depth to Water (feet): 48.06 Product Recovered (gallons): —  
 Water Column (feet): — Casing Diameter (Inches): —  
 80% Recharge Depth (feet): — 1 Well Volume (gallons): —

Well No. MW-2 Purge Method: No Purge  
 Total Depth (feet) 48.79 Depth to Product (feet): —  
 Depth to Water (feet): 43.95 Product Recovered (gallons): —  
 Water Column (feet): — Casing Diameter (Inches): —  
 80% Recharge Depth (feet): — 1 Well Volume (gallons): —

| Time Start   | Time Stop | Depth To Water (feet) | Volume Purged (gallons) | Conductivity (uS/cm) | Temperature (F., C.) | pH   |
|--------------|-----------|-----------------------|-------------------------|----------------------|----------------------|------|
|              |           |                       |                         | 1.04                 | 68.4                 | 7.40 |
| Total Purged |           |                       |                         | Time Sampled         |                      | 1:11 |

Comments:  
Turbidity=

| Time Start   | Time Stop | Depth To Water (feet) | Volume Purged (gallons) | Conductivity (uS/cm) | Temperature (F., C.) | pH   |
|--------------|-----------|-----------------------|-------------------------|----------------------|----------------------|------|
|              |           |                       |                         | 2.13                 | 65.7                 | 6.45 |
| Total Purged |           |                       |                         | Time Sampled         |                      | 2:11 |

Comments:  
Turbidity=





**EXHIBIT 9**

**ANALYTICAL LABORATORY DATA SHEETS**



## ANALYTICAL RESULTS

Prepared for:

ExxonMobil  
2300 Clayton Road  
Suite 1250  
Concord CA 94520

Prepared by:

Lancaster Laboratories  
2425 New Holland Pike  
Lancaster, PA 17605-2425

SAMPLE GROUP

The sample group for this submittal is 760034. Samples arrived at the laboratory on Tuesday, April 24, 2001. The PO# for this group is 4500446506-0509 and the release number is 00110.

| <u>Client Description</u> | <u>Lancaster Labs Number</u> |
|---------------------------|------------------------------|
| MW-6 Grab Water Sample    | 3598119                      |
| RW-3 Grab Water Sample    | 3598120                      |
| MW-4 Grab Water Sample    | 3598121                      |
| RW-4 Grab Water Sample    | 3598122                      |
| RW-2 Grab Water Sample    | 3598123                      |
| MW-2 Grab Water Sample    | 3598124                      |
| RW-1 Grab Water Sample    | 3598125                      |
| MW-1 Grab Water Sample    | 3598126                      |

METHODOLOGY

The specific methodologies used in obtaining the enclosed analytical results are indicated on the laboratory chronicles.

1 COPY TO TRC/Alton Geoscience

Attn: Tracy Walker



Lancaster Laboratories, Inc.  
2425 New Holland Pike  
PO Box 12425  
Lancaster, PA 17605-2425  
717-556-2300 Fax 717-656-2631



# Lancaster Laboratories

*Where quality is a science.*

Questions? Contact your Client Services Representative  
Teresa M. Lis at (717) 656-2300.

Respectfully Submitted,

Robert E. Mellinger  
Sr. Chemist/Coordinator



Lancaster Laboratories, Inc.  
2425 New Holland Pike  
PO Box 12425  
Lancaster, PA 17603-2425  
717-656-2300 Fax 717-656-2651



Lancaster Laboratories Sample No. WW 3598126

Collected: 04/19/2001 15:11 by CB

Account Number: 10589

Submitted: 04/24/2001 09:05

ExxonMobil

Reported: 05/08/01 at 03:06 PM

2300 Clayton Road

Discard: 6/8/01

Suite 1250

MW-1 Grab Water Sample

Concord CA 94520

LOC# 04-H6J WBS# 56

MOBIL: 1024 Main St. - Pleasanton, CA


| CAT No. | Analysis Name           | CAS Number | As Received Result | As Received Method Detection Limit | Units | Dilution Factor |
|---------|-------------------------|------------|--------------------|------------------------------------|-------|-----------------|
| 08209   | BTEX, MTBE (8020)       |            |                    |                                    |       |                 |
| 00776   | Benzene                 | 71-43-2    | N.D.               | 0.20                               | ug/l  | 1               |
| 00777   | Toluene                 | 108-88-3   | N.D.               | 0.20                               | ug/l  | 1               |
| 00778   | Ethylbenzene            | 100-41-4   | 0.28               | 0.20                               | ug/l  | 1               |
| 00779   | Total Xylenes           | 1330-20-7  | N.D.               | 0.60                               | ug/l  | 1               |
| 00780   | Methyl tert-Butyl Ether | 1634-04-4  | N.D.               | 0.30                               | ug/l  | 1               |
| 08268   | TPH-GRO (CA LUFT)       |            |                    |                                    |       |                 |
| 05554   | TPH-GRO (CA LUFT)       | n.a.       | N.D.               | 0.020                              | mg/l  | 1               |

State of California Lab Certification No. 2116

Laboratory Chronicle

| CAT No. | Analysis Name     | Method                  | Analysis |                  | Analyst            | Dilution Factor |
|---------|-------------------|-------------------------|----------|------------------|--------------------|-----------------|
|         |                   |                         | Trial#   | Date and Time    |                    |                 |
| 08209   | BTEX, MTBE (8020) | SW-846 8020A/5030A      | 1        | 04/25/2001 22:01 | Barry R. Shoemaker | 1               |
| 08268   | TPH-GRO (CA LUFT) | CA LUFT Gasoline Method | 1        | 04/25/2001 22:01 | Barry R. Shoemaker | 1               |

#=Laboratory Method Detection Limit exceeded target detection limit  
N.D.=Not detected at or above the Reporting Limit



Lancaster Laboratories, Inc.  
Lancaster, PA 17605-2425  
717-656-2300 Fax: 717-656-2681



Lancaster Laboratories Sample No. WW 3598124

Collected: 04/19/2001 14:11 by CB

Account Number: 10589

Submitted: 04/24/2001 09:05

ExxonMobil

Reported: 05/08/01 at 03:06 PM

2300 Clayton Road

Discard: 6/8/01

Suite 1250

MW-2 Grab Water Sample

Concord CA 94520

LOC# 04-H6J WBS# 56

MOBIL: 1024 Main St. - Pleasanton, CA

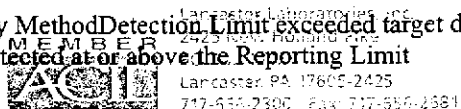
| CAT No.   | Analysis Name           | CAS Number | As Received Result | As Received Method Detection Limit | Units | Dilution Factor |
|---|-------------------------|------------|--------------------|------------------------------------|-------|-----------------|
| 08209   | BTEX, MTBE (8020)       |            |                    |                                    |       |                 |
| 00776   | Benzene                 | 71-43-2    | 150.               | 2.0                                | ug/l  | 10              |
| 00777   | Toluene                 | 108-88-3   | 37.                | 2.0                                | ug/l  | 10              |
| 00778   | Ethylbenzene            | 100-41-4   | 440.               | 2.0                                | ug/l  | 10              |
| 00779   | Total Xylenes           | 1330-20-7  | 80.                | 6.0                                | ug/l  | 10              |
| 00780   | Methyl tert-Butyl Ether | 1634-04-4  | N.D.               | 200.                               | ug/l  | 10              |
| Due to the presence of an interferent near its retention time, the normal reporting limit was not attained for MTBE.          |                         |            |                    |                                    |       |                 |
| The presence or concentration of MTBE cannot be determined below the reporting limit due to the presence of this interferent. |                         |            |                    |                                    |       |                 |
| 08268   | TPH-GRO (CA LUFT)       |            |                    |                                    |       |                 |
| 05554   | TPH-GRO (CA LUFT)       | n.a.       | 19.                | 0.20                               | mg/l  | 10              |
| 02309   | MTBE by GC/MS (water)   |            |                    |                                    |       |                 |
| 02010   | Methyl t-butyl ether    | 1634-04-4  | N.D.               | 5.                                 | ug/l  | 1               |

State of California Lab Certification No. 2116

Laboratory Chronicle

| CAT No. | Analysis Name         | Method             | Trial# | Analysis         |  | Analyst            | Dilution Factor |
|---------|-----------------------|--------------------|--------|------------------|--|--------------------|-----------------|
|         |                       |                    |        | Date and Time    |  |                    |                 |
| 08209   | BTEX, MTBE (8020)     | SW-846 8020A/5030A | 1      | 04/25/2001 20:56 |  | Barry R. Shoemaker | 10              |
| 08268   | TPH-GRO (CA LUFT)     | CA LUFT Gasoline   | 1      | 04/25/2001 20:56 |  | Barry R. Shoemaker | 10              |
| 02309   | MTBE by GC/MS (water) | SW-846 8260B/5030B | 1      | 05/03/2001 13:10 |  | Marc S. Neal       | 1               |

#=Laboratory Method Detection Limit exceeded target detection limit  
 N.D.=Not detected at or above the Reporting Limit





Lancaster Laboratories Sample No. WW 3598124

Collected: 04/19/2001 14:11 by CB

Account Number: 10589

Submitted: 04/24/2001 09:05

ExxonMobil

Reported: 05/08/01 at 03:06 PM

2300 Clayton Road

Discard: 6/8/01

Suite 1250

MW-2 Grab Water Sample

Concord CA 94520

LOC# 04-H6J WBS# 56

MOBIL: 1024 Main St. - Pleasanton, CA

#=Laboratory Method Detection Limit exceeded target detection limit  
N.D.=Not detected or above the Reporting Limit



Lancaster Laboratories, Inc.  
2425 New Holland Pike  
Lancaster, PA 17605-2425  
717-656-2300 Fax: 717-656-2661



Lancaster Laboratories Sample No. WW 3598121

Collected: 04/19/2001 12:11 by CB

Account Number: 10589

Submitted: 04/24/2001 09:05

ExxonMobil

Reported: 05/08/01 at 03:06 PM

2300 Clayton Road

Discard: 6/8/01

Suite 1250

MW-4 Grab Water Sample

Concord CA 94520

LOC# 04-H6J WBS# 56

MOBIL: 1024 Main St. - Pleasanton, CA

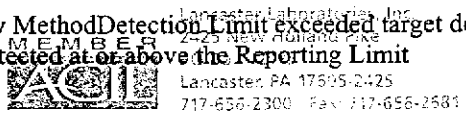
| CAT No.   | Analysis Name           | CAS Number | As Received Result | As Received Method Detection Limit | Units | Dilution Factor |
|---|-------------------------|------------|--------------------|------------------------------------|-------|-----------------|
| 08209   | BTEX, MTBE (8020)       |            |                    |                                    |       |                 |
| 00776   | Benzene                 | 71-43-2    | 12.                | 0.20                               | ug/l  | 1               |
| 00777   | Toluene                 | 108-88-3   | 3.4                | 0.20                               | ug/l  | 1               |
| 00778   | Ethylbenzene            | 100-41-4   | 11.                | 0.20                               | ug/l  | 1               |
| 00779   | Total Xylenes           | 1330-20-7  | 50.                | 0.60                               | ug/l  | 1               |
| 00780   | Methyl tert-Butyl Ether | 1634-04-4  | N.D.               | 5.0                                | ug/l  | 1               |
| Due to the presence of an interferent near its retention time, the normal reporting limit was not attained for MTBE.<br>The presence or concentration of MTBE cannot be determined below the reporting limit due to the presence of this interferent. |                         |            |                    |                                    |       |                 |
| 08268   | TPH-GRO (CA LUFT)       |            |                    |                                    |       |                 |
| 05554   | TPH-GRO (CA LUFT)       | n.a.       | 0.33               | 0.020                              | mg/l  | 1               |

State of California Lab Certification No. 2116

Laboratory Chronicle

| CAT No. | Analysis Name     | Method                  | Trial# | Analysis Date and Time | Analyst            | Dilution Factor |
|---------|-------------------|-------------------------|--------|------------------------|--------------------|-----------------|
| 08209   | BTEX, MTBE (8020) | SW-846 8020A/5030A      | 1      | 04/25/2001 19:19       | Barry R. Shoemaker | 1               |
| 08268   | TPH-GRO (CA LUFT) | CA LUFT Gasoline Method | 1      | 04/25/2001 19:19       | Barry R. Shoemaker | 1               |

#=Laboratory Method Detection Limit exceeded target detection limit  
N.D.=Not detected at or above the Reporting Limit







Lancaster Laboratories Sample No. WW 3598119

Collected: 04/19/2001 11:11 by CB

Account Number: 10589

Submitted: 04/24/2001 09:05
Reported: 05/08/01 at 03:06 PM
Discard: 6/8/01
MW-6 Grab Water Sample
LOC# 04-H6J WBS# 56
MOBIL: 1024 Main St. - Pleasanton, CA

ExxonMobil
2300 Clayton Road
Suite 1250
Concord CA 94520

Table with columns: CAT No., Analysis Name, CAS Number, As Received Result, As Received Method Detection Limit, Units, Dilution Factor. Rows include BTEX, MTBE (8020) and TPH-GRO (CA LUFT).

State of California Lab Certification No. 2116

Laboratory Chronicle

Table with columns: CAT No., Analysis Name, Method, Trial#, Analysis Date and Time, Analyst, Dilution Factor. Rows show analysis details for BTEX, MTBE (8020) and TPH-GRO (CA LUFT).

#=Laboratory Method Detection Limit exceeded target detection limit
N.D.=Not detected at or above the Reporting Limit





Lancaster Laboratories Sample No. WW 3598125

Collected: 04/19/2001 14:41 by CB

Account Number: 10589

Submitted: 04/24/2001 09:05

ExxonMobil

Reported: 05/08/01 at 03:06 PM

2300 Clayton Road

Discard: 6/8/01

Suite 1250

RW-1 Grab Water Sample

Concord CA 94520

LOC# 04-H6J WBS# 56

MOBIL: 1024 Main St. - Pleasanton, CA

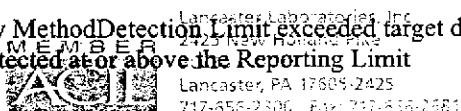
| CAT No.   | Analysis Name           | CAS Number | As Received Result | As Received Method Detection Limit | Units | Dilution Factor |
|---|-------------------------|------------|--------------------|------------------------------------|-------|-----------------|
| 08209   | BTEX, MTBE (8020)       |            |                    |                                    |       |                 |
| 00776   | Benzene                 | 71-43-2    | 600.               | 2.0                                | ug/l  | 10              |
| 00777   | Toluene                 | 108-88-3   | 130.               | 2.0                                | ug/l  | 10              |
| 00778   | Ethylbenzene            | 100-41-4   | 350.               | 2.0                                | ug/l  | 10              |
| 00779   | Total Xylenes           | 1330-20-7  | 440.               | 6.0                                | ug/l  | 10              |
| 00780   | Methyl tert-Butyl Ether | 1634-04-4  | N.D.               | 100.                               | ug/l  | 10              |
| Due to the presence of an interferent near its retention time, the normal reporting limit was not attained for MTBE.          |                         |            |                    |                                    |       |                 |
| The presence or concentration of MTBE cannot be determined below the reporting limit due to the presence of this interferent. |                         |            |                    |                                    |       |                 |
| 08268   | TPH-GRO (CA LUFT)       |            |                    |                                    |       |                 |
| 05554   | TPH-GRO (CA LUFT)       | n.a.       | 10.                | 0.20                               | mg/l  | 10              |
| 02309   | MTBE by GC/MS (water)   |            |                    |                                    |       |                 |
| 02010   | Methyl t-butyl ether    | 1634-04-4  | 7.                 | 5.                                 | ug/l  | 1               |

State of California Lab Certification No. 2116

Laboratory Chronicle

| CAT No. | Analysis Name         | Method                  | Trial# | Analysis Date and Time | Analyst            | Dilution Factor |
|---------|-----------------------|-------------------------|--------|------------------------|--------------------|-----------------|
| 08209   | BTEX, MTBE (8020)     | SW-846 8020A/5030A      | 1      | 04/26/2001 03:26       | Barry R. Shoemaker | 10              |
| 08268   | TPH-GRO (CA LUFT)     | CA LUFT Gasoline Method | 1      | 04/26/2001 03:26       | Barry R. Shoemaker | 10              |
| 02309   | MTBE by GC/MS (water) | SW-846 8260B/5030B      | 1      | 05/03/2001 13:36       | Marc S. Neal       | 1               |

#=Laboratory Method Detection Limit exceeded target detection limit  
 N.D.=Not detected at or above the Reporting Limit





# Lancaster Laboratories

Where quality is a science.

Lancaster Laboratories Sample No. WW 3598125

Collected: 04/19/2001 14:41 by CB

Account Number: 10589

Submitted: 04/24/2001 09:05

ExxonMobil

Reported: 05/08/01 at 03:06 PM

2300 Clayton Road

Discard: 6/8/01

Suite 1250

RW-1 Grab Water Sample

Concord CA 94520

LOC# 04-H6J WBS# 56

MOBIL: 1024 Main St. - Pleasanton, CA

#=Laboratory Method Detection Limit exceeded target detection limit  
N.D.=Not detected at or above the Reporting Limit



Lancaster Laboratories, Inc.  
2475 New Holland Pike  
Lancaster, PA 17605-2425  
717-656-2300 Fax: 717-656-2631



Lancaster Laboratories Sample No. WW 3598123

Collected: 04/19/2001 13:11 by CB

Account Number: 10589

Submitted: 04/24/2001 09:05

ExxonMobil

Reported: 05/08/01 at 03:06 PM

2300 Clayton Road

Discard: 6/8/01

Suite 1250

RW-2 Grab Water Sample

Concord CA 94520

LOC# 04-H6J WBS# 56

MOBIL: 1024 Main St. - Pleasanton, CA

| CAT No. | Analysis Name           | CAS Number | As Received Result | As Received Method Detection Limit | Units | Dilution Factor |
|---------|-------------------------|------------|--------------------|------------------------------------|-------|-----------------|
| 08209   | BTEX, MTBE (8020)       |            |                    |                                    |       |                 |
| 00776   | Benzene                 | 71-43-2    | N.D.               | 0.20                               | ug/l  | 1               |
| 00777   | Toluene                 | 108-88-3   | N.D.               | 0.20                               | ug/l  | 1               |
| 00778   | Ethylbenzene            | 100-41-4   | N.D.               | 0.20                               | ug/l  | 1               |
| 00779   | Total Xylenes           | 1330-20-7  | N.D.               | 0.60                               | ug/l  | 1               |
| 00780   | Methyl tert-Butyl Ether | 1634-04-4  | N.D.               | 0.30                               | ug/l  | 1               |
| 08268   | TPH-GRO (CA LUFT)       |            |                    |                                    |       |                 |
| 05554   | TPH-GRO (CA LUFT)       | n.a.       | N.D.               | 0.020                              | mg/l  | 1               |

State of California Lab Certification No. 2116

Laboratory Chronicle

| CAT No. | Analysis Name     | Method                  | Trial# | Analysis Date and Time | Analyst                 | Dilution Factor |
|---------|-------------------|-------------------------|--------|------------------------|-------------------------|-----------------|
| 08209   | BTEX, MTBE (8020) | SW-846 8020A/5030A      | 1      | 04/25/2001 20:24       | Anastasia C. Papadoplos | 1               |
| 08268   | TPH-GRO (CA LUFT) | CA LUFT Gasoline Method | 1      | 04/25/2001 20:24       | Anastasia C. Papadoplos | 1               |

#=Laboratory Method Detection Limit exceeded target detection limit  
N.D.=Not detected at or above the Reporting Limit





Lancaster Laboratories Sample No. WW 3598120

Collected: 04/19/2001 11:31 by CB

Account Number: 10589

Submitted: 04/24/2001 09:05

ExxonMobil

Reported: 05/08/01 at 03:06 PM

2300 Clayton Road

Discard: 6/8/01

Suite 1250

RW-3 Grab Water Sample

Concord CA 94520

LOC# 04-H6J WBS# 56

MOBIL: 1024 Main St. - Pleasanton, CA

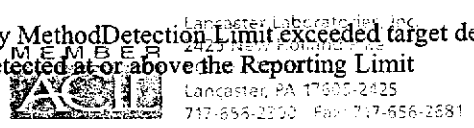
| CAT No. | Analysis Name           | CAS Number | As Received Result | As Received Method Detection Limit | Units | Dilution Factor |
|---------|-------------------------|------------|--------------------|------------------------------------|-------|-----------------|
| 08209   | BTEX, MTBE (8020)       |            |                    |                                    |       |                 |
| 00776   | Benzene                 | 71-43-2    | N.D.               | 0.20                               | ug/l  | 1               |
| 00777   | Toluene                 | 108-88-3   | N.D.               | 0.20                               | ug/l  | 1               |
| 00778   | Ethylbenzene            | 100-41-4   | 0.34               | 0.20                               | ug/l  | 1               |
| 00779   | Total Xylenes           | 1330-20-7  | N.D.               | 0.60                               | ug/l  | 1               |
| 00780   | Methyl tert-Butyl Ether | 1634-04-4  | 0.33               | 0.30                               | ug/l  | 1               |
| 08268   | TPH-GRO (CA LUFT)       |            |                    |                                    |       |                 |
| 05554   | TPH-GRO (CA LUFT)       | n.a.       | N.D.               | 0.020                              | mg/l  | 1               |

State of California Lab Certification No. 2116

Laboratory Chronicle

| CAT No. | Analysis Name     | Method                  | Trial# | Analysis Date and Time | Analyst            | Dilution Factor |
|---------|-------------------|-------------------------|--------|------------------------|--------------------|-----------------|
| 08209   | BTEX, MTBE (8020) | SW-846 8020A/5030A      | 1      | 04/26/2001 02:53       | Barry R. Shoemaker | 1               |
| 08268   | TPH-GRO (CA LUFT) | CA LUFT Gasoline Method | 1      | 04/26/2001 02:53       | Barry R. Shoemaker | 1               |

#=Laboratory Method Detection Limit exceeded target detection limit  
N.D.=Not detected at or above the Reporting Limit





Lancaster Laboratories Sample No. WW 3598122

Collected: 04/19/2001 12:41 by CB

Account Number: 10589

Submitted: 04/24/2001 09:05

ExxonMobil

Reported: 05/08/01 at 03:06 PM

2300 Clayton Road

Discard: 6/8/01

Suite 1250

RW-4 Grab Water Sample

Concord CA 94520

LOC# 04-H6J WBS# 56

MOBIL: 1024 Main St. - Pleasanton, CA

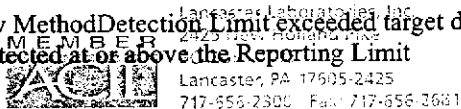
| CAT No. | Analysis Name           | CAS Number | As Received Result | As Received Method Detection Limit | Units | Dilution Factor |
|---------|-------------------------|------------|--------------------|------------------------------------|-------|-----------------|
| 08209   | BTEX, MTBE (8020)       |            |                    |                                    |       |                 |
| 00776   | Benzene                 | 71-43-2    | N.D.               | 0.20                               | ug/l  | 1               |
| 00777   | Toluene                 | 108-88-3   | N.D.               | 0.20                               | ug/l  | 1               |
| 00778   | Ethylbenzene            | 100-41-4   | N.D.               | 0.20                               | ug/l  | 1               |
| 00779   | Total Xylenes           | 1330-20-7  | N.D.               | 0.60                               | ug/l  | 1               |
| 00780   | Methyl tert-Butyl Ether | 1634-04-4  | N.D.               | 0.30                               | ug/l  | 1               |
| 08268   | TPH-GRO (CA LUFT)       |            |                    |                                    |       |                 |
| 05554   | TPH-GRO (CA LUFT)       | n.a.       | N.D.               | 0.020                              | mg/l  | 1               |

State of California Lab Certification No. 2116

Laboratory Chronicle

| CAT No. | Analysis Name     | Method                  | Trial# | Analysis Date and Time | Analyst            | Dilution Factor |
|---------|-------------------|-------------------------|--------|------------------------|--------------------|-----------------|
| 08209   | BTEX, MTBE (8020) | SW-846 8020A/5030A      | 1      | 04/25/2001 19:51       | Barry R. Shoemaker | 1               |
| 08268   | TPH-GRO (CA LUFT) | CA LUFT Gasoline Method | 1      | 04/25/2001 19:51       | Barry R. Shoemaker | 1               |

#=Laboratory Method Detection Limit exceeded target detection limit  
 N.D.=Not detected at or above the Reporting Limit





**Lancaster Laboratories**  
 Where quality is a science.  
**Quality Control Summary**

Client Name: ExxonMobil Group Number: 760034  
 Reported: 05/08/01 at 03:06 PM

**Laboratory Compliance Quality Control**

| <u>Analysis Name</u>    | <u>Blank Result</u>               | <u>Blank MDL</u> | <u>Report Units</u> | <u>LCS %REC</u> | <u>LCSD %REC</u> | <u>LCS/LCSD Limits</u> | <u>RPD</u> | <u>RPD Max</u> |
|-------------------------|-----------------------------------|------------------|---------------------|-----------------|------------------|------------------------|------------|----------------|
| Batch number: 01115A65  | Sample number(s): 3598119-3598126 |                  |                     |                 |                  |                        |            |                |
| Benzene                 | N.D.                              | .2               | ug/l                | 95              | 102              | 80-118                 | 6          | 30             |
| Toluene                 | N.D.                              | .2               | ug/l                | 90              | 97               | 82-119                 | 8          | 30             |
| Ethylbenzene            | N.D.                              | .2               | ug/l                | 89              | 95               | 81-119                 | 7          | 30             |
| Total Xylenes           | N.D.                              | .6               | ug/l                | 91              | 97               | 82-120                 | 6          | 30             |
| Methyl tert-Butyl Ether | N.D.                              | .3               | ug/l                | 105             | 105              | 79-127                 | 0          | 30             |
| TPH-GRO (CA LUFT)       | N.D.                              | .02              | mg/l                | 90              | 90               | 63-130                 | 0          | 30             |
| Batch number: M011231AA | Sample number(s): 3598124-3598125 |                  |                     |                 |                  |                        |            |                |
| Methyl t-butyl ether    | N.D.                              | 5.               | ug/l                | 87              |                  | 77-127                 |            |                |

**Sample Matrix Quality Control**

| <u>Analysis Name</u>    | <u>MS %REC</u>                    | <u>MSD %REC</u> | <u>MS/MSD Limits</u> | <u>RPD</u> | <u>MAX</u> | <u>BKG Conc</u> | <u>DUP Conc</u> | <u>RPD</u> | <u>Dup RPD Max</u> |
|-------------------------|-----------------------------------|-----------------|----------------------|------------|------------|-----------------|-----------------|------------|--------------------|
| Batch number: 01115A65  | Sample number(s): 3598119-3598126 |                 |                      |            |            |                 |                 |            |                    |
| Benzene                 | 99                                | 100             | 66-140               | 1          | 30         |                 |                 |            |                    |
| Toluene                 | 98                                | 99              | 72-138               | 1          | 30         |                 |                 |            |                    |
| Ethylbenzene            | 99                                | 101             | 71-138               | 2          | 30         |                 |                 |            |                    |
| Total Xylenes           | 100                               | 102             | 69-140               | 2          | 30         |                 |                 |            |                    |
| Methyl tert-Butyl Ether | 102                               | 98              | 60-145               | 4          | 30         |                 |                 |            |                    |
| TPH-GRO (CA LUFT)       | 114                               | 116             | 74-132               | 1          | 30         |                 |                 |            |                    |
| Batch number: M011231AA | Sample number(s): 3598124-3598125 |                 |                      |            |            |                 |                 |            |                    |
| Methyl t-butyl ether    | 87                                | 91              | 69-134               | 4          | 30         |                 |                 |            |                    |

**Surrogate Quality Control**

Analysis Name: BTEX, MTBE (8020)  
 Batch number: 01115A65

|         | Trifluorotoluene-P | Trifluorotoluene-F |
|---------|--------------------|--------------------|
| 3598119 | 113                | 116                |
| 3598120 | 108                | 115                |
| 3598121 | 113                | 114                |
| 3598122 | 111                | 109                |
| 3598123 | 110                | 114                |
| 3598124 | 115                | 125                |
| 3598125 | 114                | 97                 |
| 3598126 | 110                | 115                |
| Blank   | 111                | 114                |

- \*- Outside of specification
- (1) The result for one or both determinations was less than five times the LOQ.
- (2) The background result was more than four times the spike added.



# Lancaster Laboratories

Where quality is a science.

## Quality Control Summary

Client Name: ExxonMobil  
Reported: 05/08/01 at 03:06 PM

Group Number: 760034

### Surrogate Quality Control

|      |     |     |
|------|-----|-----|
| LCS  | 116 | 116 |
| LCSD | 117 | 114 |
| MS   | 114 | 115 |
| MSD  | 114 | 115 |

Limits: 69-134 57-141

Analysis Name: MTBE by GC/MS (water)  
Batch number: M011231AA

|         | Dibromofluoromethane | 1,2-Dichloroethane-d4 | Toluene-d8 | 4-Bromofluorobenzene |
|---------|----------------------|-----------------------|------------|----------------------|
| 3598124 | 102                  | 93                    | 92         | 103                  |
| 3598125 | 100                  | 96                    | 91         | 101                  |
| Blank   | 102                  | 92                    | 94         | 90                   |
| LCS     | 102                  | 94                    | 96         | 101                  |
| MS      | 101                  | 93                    | 97         | 100                  |
| MSD     | 101                  | 95                    | 96         | 102                  |
| Limits: | 86-118               | 80-120                | 88-110     | 86-115               |

\*- Outside of specification

- (1) The result for one or both determinations was less than five times the LOQ.
- (2) The background result was more than four times the spike added.



Lancaster Laboratories, Inc.  
2425 New Holland Pike  
PO Box 12425  
Lancaster, PA 17605-2425  
717-656-2300 Fax: 717-656-2881





For Lancaster Laboratories use only  
 Acct. #: 10589 Sample #: 3598119-126

SCR#: \_\_\_\_\_

Please print.

| Mobil Consultant/Office: <u>TRC</u>   |                |                |      | Matrix    |      | Analyses Requested <small>List total number of containers in the box under each analysis.</small> |     |  |                            |           |      |      |                  |     |          | Preservative Codes |       |   |           |      |         |  |
|---|----------------|----------------|------|-----------|------|---|-----|--|----------------------------|-----------|------|------|------------------|-----|----------|--------------------|-------|---|-----------|------|---------|--|
| Consultant Prj. Mgr: <u>Tracy Walker</u> Prj. #: <u>30-0065-75</u><br>Consultant Phone #: <u>925-688-1200</u> Fax #: <u>925-688-0388</u><br>Location Code #: <u>Mobil 04-H6J</u> WBS #: <u>56</u><br>Site Address: <u>1024 Main St. Pleasanton</u> State: <u>CA</u><br>Sampler: <u>C. Brown</u><br>Mobil Engineer: <u>Davin Rouse</u> |                |                |      |           |      | <input type="checkbox"/> Potable<br><input type="checkbox"/> NPDES                                |     | Preservative Codes<br>H <input checked="" type="checkbox"/> BTEX 8020 <input checked="" type="checkbox"/> 8021 <input checked="" type="checkbox"/> MTBE <input checked="" type="checkbox"/><br>H <input checked="" type="checkbox"/> TPH 8015 MOD GRO <input checked="" type="checkbox"/> DRO <input checked="" type="checkbox"/><br>NWTPH Gx <input type="checkbox"/> DX <input type="checkbox"/><br>TPHAZ<br>Title 22 Metals<br>Lead 7420 <input type="checkbox"/> 7421 <input type="checkbox"/> |                            |           |      |      |                  |     |          |                    |       | H = HCl      T = Thiosulfate<br>N = HNO <sub>3</sub> B = NaOH<br>S = H <sub>2</sub> SO <sub>4</sub> O = Other |           |      |         |  |
| Sample Identification   | Date Collected | Time Collected | Grab | Composite | Soil | Water   | Oil | Air  | Total Number of Containers | BTEX 8020 | 8021 | MTBE | TPH 8015 MOD GRO | DRO | NWTPH Gx | DX                 | TPHAZ | Title 22 Metals   | Lead 7420 | 7421 | Remarks |  |
| MW-6  | 04/19/01       | 11:11          | X    |           |      | X   |     |  | 6                          | X         | X    |      |                  |     |          |                    |       |   |           |      |         | * TPH G, BTEX, MTBE by 8015/8020             |
| RW-3  |                | 11:31          |      |           |      |   |     |  |                            |           |      |      |                  |     |          |                    |       |   |           |      |         |  |
| MW-4  |                | 12:11          |      |           |      |   |     |  |                            |           |      |      |                  |     |          |                    |       |   |           |      |         |  |
| RW-4  |                | 12:41          |      |           |      |   |     |  |                            |           |      |      |                  |     |          |                    |       |   |           |      |         |  |
| RW-2  |                | 1:11           |      |           |      |   |     |  |                            |           |      |      |                  |     |          |                    |       |   |           |      |         |  |
| MW-2  |                | 2:11           |      |           |      |   |     |  |                            |           |      |      |                  |     |          |                    |       |   |           |      |         |  |
| RW-1  |                | 2:41           |      |           |      |   |     |  |                            |           |      |      |                  |     |          |                    |       |   |           |      |         |  |
| MW-1  |                | 3:11           |      |           |      |   |     |  |                            |           |      |      |                  |     |          |                    |       |   |           |      |         | * Confirm highest concentration MTBE by 8020 |

|  |  |   |  |  |  |   |  |
|--|--|---|--|--|--|---|--|
| <b>Turnaround Time Requested (TAT)</b> (please circle):<br>MOBIL STD. TAT    72 hour    48 hour<br>24 hour    other _____ day  |  | Relinquished by: <u>Davin Rouse</u><br>Date: <u>04/20/01</u> Time: <u>15:30</u>   |  | Received by: _____<br>Date: _____ Time: _____                              |  |   |  |
| <b>Data Package Options</b> (please circle if requested)<br>QC Summary    GLP<br>Type I (Tier I)    Other<br>Type III (NJ Red. Del.)    Disk<br>Type IV (CLP)<br>Type VI (Raw Data)<br>WIP |  | SDG Complete? Yes <input type="checkbox"/> No <input checked="" type="checkbox"/><br>Site-specific QC required? Yes <input checked="" type="checkbox"/> No <input type="checkbox"/> (If yes, indicate QC sample and submit triplicate volume.)<br>Internal Chain of Custody required? Yes <input type="checkbox"/> No <input checked="" type="checkbox"/> |  | Relinquished by: _____<br>Date: _____ Time: _____                          |  | Received by: _____<br>Date: _____ Time: _____ |  |
|  |  | Relinquished by Commercial Carrier:<br>UPS <input checked="" type="checkbox"/> FedEx <input type="checkbox"/> Other _____   |  | Received by: <u>Davin Rouse</u><br>Date: <u>4/20/01</u> Time: <u>0905</u>  |  |   |  |
|  |  | Temperature Upon Receipt <u>3</u> °C  |  | Custody Seals Intact? <input checked="" type="checkbox"/> Yes    No    N/A |  |   |  |