



July 24, 1995

eva chu
Alameda County Department of
Environmental Health
Hazardous Materials Division
1131 Harbor Bay Parkway, 2nd Floor
Alameda, CA 94502-6577

CONFIDENTIAL
25 AUG -7 PM 3:39

Re: Second Quarter 1995
Shell Service Station
WIC #204-0072-0403
1601 Webster Street
Alameda, California 94501
WA Job #81-0434-205

Dear Ms. chu:

This status report satisfies the quarterly reporting requirements prescribed by California Administrative Code Title 23 Waters, Division 3, Chapter 16, Article 5, Section 2652.d.

Second Quarter 1995 Activities:

- Weiss Associates conducted the monthly operation and maintenance on the ground water oxygenation system on April 10, 1995. The system was turned off on April 10, 1995 to allow for a representative sample during the scheduled ground water sampling on April 20. The oxygenation system was restarted on April 20, 1995, immediately after ground water sampling was completed.
- Blaine Tech Services, Inc. (BTS) of San Jose, California measured ground water depths and collected water samples from the site wells. BTS' report describing these sampling activities and presenting analytic results for ground water is included as Attachment A.
- WA compiled the ground water elevation and analytic data (Tables 1 and 2) prepared a map showing ground water elevations and benzene concentrations (Figure 2), and tabulated ground water dissolved oxygen levels (Table 3).

Anticipated Third Quarter 1995 Activities:


- WA will submit a report presenting the results of the third quarter 1995 ground water sampling and depth measurements. The report will include tabulated chemical analytic results and a ground water elevation contour map.


Conclusions and Recommendations:


WA recommends continued ground water sampling according to the frequencies described in our second quarter 1994 report. These sampling frequencies include sampling MW-1 and S-1 annually for total petroleum hydrocarbons as gasoline (TPH-G), benzene, ethylbenzene, toluene and xylenes (BETX) and halogenated volatile organic compounds (HVOCs) and sampling MW-2 and MW-3 quarterly for TPH-G, BETX and HVOCs. This frequency is sufficient to monitor hydrocarbon and dissolved oxygen concentrations, and the ground water flow direction at the site.

Please call if you have any questions.

Sincerely,
Weiss Associates




Grady Glasser
Technical Asst.


Robert O. Devany, C.E.G.
Senior Project Hydrogeologist

55 AUG -7 PM 3:40
ENVIRONMENTAL
PROTECTION
DIVISION

Attachments: A - BTS Associates' Ground Water Monitoring Report

cc: Dan Kirk, Shell Oil Products Company, P.O. Box 4023, Concord, California 94524
Brad Boschetto, Shell Oil Products Company, P.O. Box 4848, Anaheim, CA 92803
John Jang, Regional Water Quality Control Board - San Francisco Bay, 2101 Webster Street, Suite 500, Oakland, California 94612

GSG/ROD:all
/SH11.0436.QM090219502R.DOC

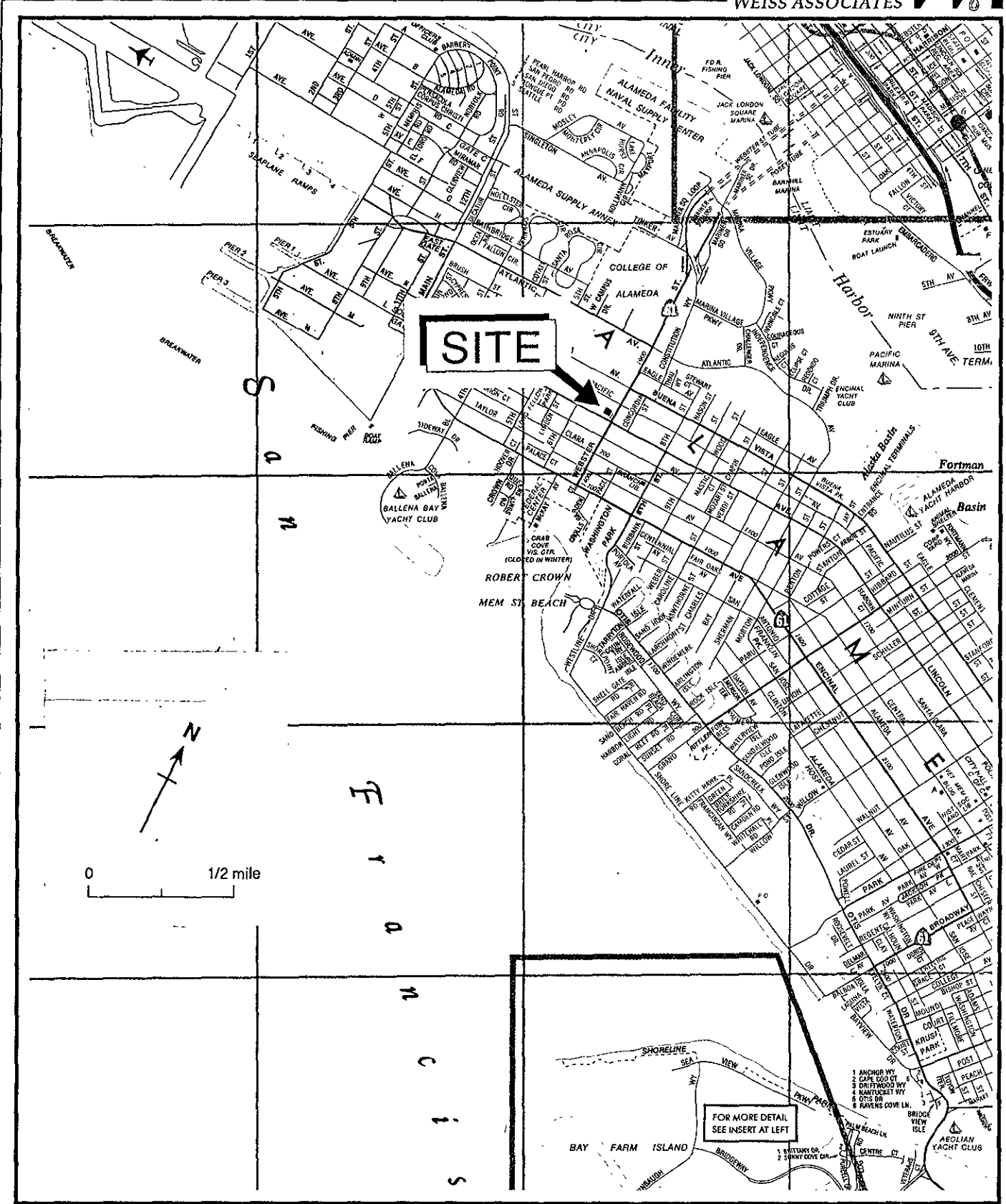


Figure 1. Site Location Map - Shell Service Station, WIC# 204-0072-0403, 1601 Webster Street, Alameda, CA

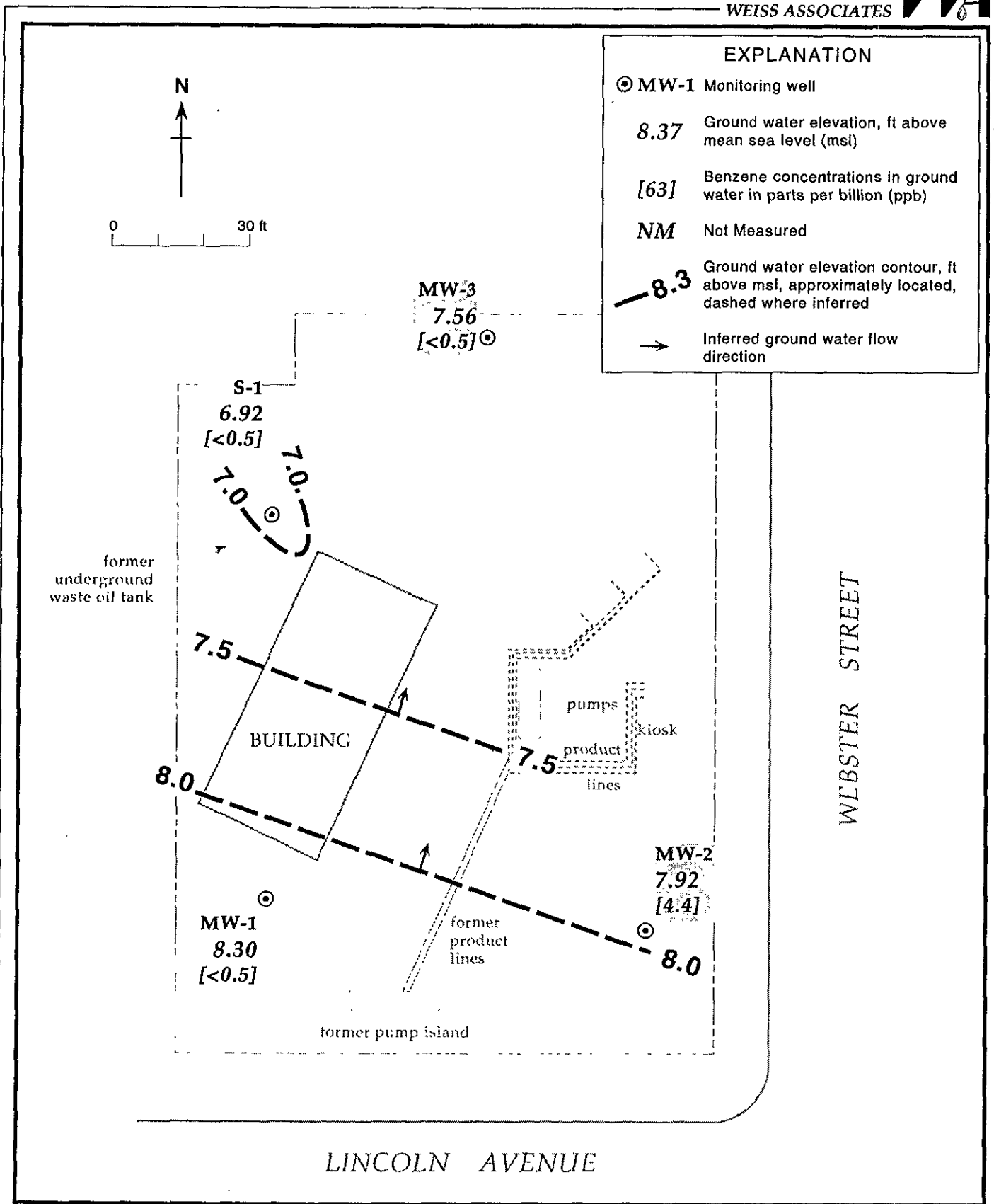


Figure 2. Monitoring Well Locations, Ground Water Elevation Contours and Benzene Concentrations in Ground Water - April 20, 1995 - Shell Service Station WIC #204-0072-0403, 1601 Webster Street, Alameda, California

Table 1. Ground Water Elevations - Shell Service Station WIC #204-0072-0403, 1601 Webster Street Alameda, California

Well ID	Date	Top-of-Casing Elevation (ft above msl)	Depth to Water (ft)	Ground Water Elevation (ft above msl)	
MW-1	04/11/90	13.80	8.22	5.58	
	07/18/90		9.14	4.66	
	10/18/90		10.37	3.43	
	01/25/91		10.41	3.39	
	04/11/91		7.37	6.43	
	07/18/91		8.86	4.94	
	10/17/91		10.47	3.33	
	01/24/92		9.18	4.62	
	04/23/92		6.95	6.85	
	07/22/92		8.01	5.79	
	10/02/92		9.81	3.99	
	01/05/93		7.26	6.54	
	04/08/93		13.80 ^a	5.85	7.95
	07/20/93		6.83	6.97	
	10/15/93		8.07	5.73	
	01/07/94		7.82	5.98	
	04/13/94		6.91	6.89	
	07/26/94		7.51	6.29	
	10/06/94		8.71	5.09	
	01/26/95	5.43	8.37		
04/20/95	5.50	8.30			
MW-2	04/11/90	13.20	7.69	5.51	
	07/18/90		8.56	4.64	
	10/18/90		9.76	3.44	
	01/25/91		9.78	3.42	
	04/11/91		6.87	6.33	
	07/18/91		8.27	4.93	
	10/17/91		9.89	3.31	
	01/24/92		8.60	4.60	
	04/23/92		6.48	6.72	
	07/02/92		7.37	5.83	
	10/02/92		9.20	4.00	
	01/05/93		6.80	6.40	
	04/08/93		13.20 ^a	5.40	7.80
	07/20/93		6.05	7.15	
	10/15/93		7.04	6.16	
	01/07/94		6.99	6.21	
	04/13/94		6.20	7.00	
	07/26/94		6.63	6.57	
	10/06/94		7.75	5.45	
	01/26/95	4.49	8.71		
04/20/95	5.28	7.92			

Table 1. Ground Water Elevations - Shell Service Station WIC #204-0072-0403, 1601 Webster Street Alameda, California (continued)

Well ID	Date	Top-of-Casing Elevation (ft above msl)	Depth to Water (ft)	Ground Water Elevation (ft above msl)	
MW-3	04/08/93	12.80	5.48	7.32	
	07/20/93		6.38	6.42	
	10/15/93		7.53	5.27	
	01/07/94		7.38	5.42	
	04/13/94		6.50	6.30	
	07/26/94		7.00	5.80	
	10/06/94		8.10	4.70	
	01/26/95		5.00	7.80	
	04/20/95		5.24	7.56	
S-1	09/11/89	13.77	9.82	3.95	
	04/11/90		8.41	5.36	
	07/18/90		9.31	4.46	
	10/18/90		10.43	3.34	
	01/25/91		10.49	3.28	
	04/11/91		7.68	6.09	
	07/18/91		8.95	4.82	
	10/17/91		10.62	3.15	
	01/24/92		9.32	4.45	
	04/23/92		7.27	6.50	
	07/02/92		8.19	5.58	
	10/02/92		9.95	3.82	
	01/05/93		7.64	6.13	
	04/08/93		13.74 ^a	6.10	7.64
	07/20/93			7.18	6.56
	10/15/93	8.39		5.35	
	01/07/94	8.19		5.55	
	04/13/94	7.22		6.52	
	07/26/94	7.82		5.92	
	10/06/94	9.01		4.73	
	01/26/95	5.65	8.09		
	04/20/95	6.82	6.92		

Notes:

a = Top of casing resurveyed on March 30, 1993

Table 2. Analytic Results for Ground Water - Shell Service Station, WIC #204-0072-0403, 1601 Webster Street, Alameda, California

Sample ID	Date Sampled	Depth to Water (ft)	TPH-G	TPH-D	B	E	T	X	c-1,2-DCE	1,2-DCA	TOG	DO (mg/l)
MW-1	04-11-90	8.22	<50	<50	<0.5	<0.5	<0.5	<0.5	<0.5	<0.5	<10,000	
	07-18-90	9.14	<50	---	<0.5	<0.5	<0.5	<0.5	3	<0.5	<5,000	
	10-18-90	10.37	<50	---	<0.5	<0.5	<0.5	<0.5	7.9	<0.5	<5,000	
	01-25-91	10.41	<50	---	<0.5	<0.5	<0.5	<0.5	5.6	<0.5	---	
	04-11-91	7.37	<50	---	<0.5	<0.5	<0.5	<0.5	0.9	<0.5	---	
	07-18-91	8.86	<50	---	<0.5	<0.5	<0.5	<0.5	4.4	<0.5	---	
	10-17-91	10.47	<50	---	<0.5	<0.5	<0.5	<0.5	7.2	<0.5	---	
	01-24-92	9.18	<50	---	<0.5	<0.5	<0.5	<0.5	1.4	<0.5	---	
	04-23-92	6.95	<50	---	<0.5	<0.5	<0.5	<0.5	<0.5	<0.5	---	
	07-02-92	8.01	<50	---	<0.5	<0.5	<0.5	<0.5	<0.5	<0.5	---	
	10-02-92	9.81	<50	---	<0.5	<0.5	<0.5	<0.5	2	<0.5	---	
	01-05-93	7.26	<50	---	<0.5	<0.5	<0.5	<0.5	2	<0.5	---	
	04-08-93 ^a	5.85	<50	---	<0.5	<0.5	<0.5	<0.5	<0.5	<0.5	---	
	07-20-93 ^b	6.83	<50	---	<0.5	<0.5	<0.5	<0.5	0.76	<0.5	---	
	10-15-93	8.07	<50	---	<0.5	<0.5	<0.5	<0.5	0.71	<0.5	---	
	01-07-94	7.82	<50	---	<0.5	<0.5	<0.5	<0.5	3.1	0.85	---	5.5
	04-13-94	6.91	<50	---	<0.5	<0.5	<0.5	<0.5	3.6	0.95	---	---
	07-26-94	7.51	<50	---	<0.5	<0.5	<0.5	<0.5	<0.4	<0.4	---	2.8
	10-06-94 ^c	8.71	<50	---	<0.5	<0.5	<0.5	<0.5	<0.4	<0.4	---	4.0
	04/20/95	5.50	<50	---	<0.5	<0.5	<0.5	<0.5	<0.4	<0.4	---	---
MW-2	04-11-90	7.69	580	430	20	1.2	4.9	73	<0.5	1.1	<10,000	
	07-18-90	8.56	1,400	---	110	71	310	310	<0.5	0.7	<5,000	
	10-18-90	9.76	1,900	1,300 ^d	110	89	470	400	<0.5	0.9	<5,000	
	01-25-91	9.78	8,100	---	430	480	1,200	2,600	<0.5	0.8	---	
	04-11-91	6.87	2,600	---	130	250	150	330	<0.5	<0.5	---	
	07-15-91	8.27	1,300	---	100	84	59	120	<0.5	0.8	---	
	10-17-91	9.89	2,100	---	180	150	260	520	<0.5	0.6	---	
	01-24-92	8.60	7,100	---	450	960	450	1,600	110	<0.5	---	
	04-23-92	6.48	16,000	---	320	650	740	2,600	<2.5	<2.5	---	
	07-02-92	7.37	33,000	---	2,500	2,000	3,700	9,600	<50	<50	---	
	10-02-92	9.20	7,000	---	960	570	650	1,200	<50	<50	---	
	01-05-93	6.80	8,900	---	550	600	500	1,900	<2	<2	---	

Table 2. Analytic Results for Ground Water - Shell Service Station, WIC #204-0072-0403, 1601 Webster Street, Alameda, California
(continued)

Sample ID	Date Sampled	Depth to Water (ft)	TPH-G	TPH-D	B	E	T	X	c-1,2-DCE	1,2-DCA	TOG	DO (mg/l)
	04-08-93	5.40	13,000	---	670	900	580	2,900	0.68	<0.5	---	
	04-08-93 ^{dup}	5.40	13,000	---	830	1,100	740	3,700	0.64	<0.5	---	
	07-20-93	6.05	10,000	---	1,200	1,100	630	4,000	0.87	<0.5	---	
	07-20-93 ^{dup}	6.05	12,000	---	1,200	1,100	600	3,800	0.80	<0.5	---	
	10-15-93	7.04	24,000	---	1,400	1,200	3,400	5,200	<0.5	<0.5	---	
	10-15-93 ^{dup}	7.04	19,000	---	1,200	1,000	2,800	4,400	<0.5	<0.5	---	
	01-07-94	6.99	27,000	---	1,300	1,900	2,700	7,900	<10	<10	---	
	01-07-94 ^{dup}	6.99	33,000	---	1,100	1,700	2,300	6,900	<10	<10	---	
	04-13-94	6.20	16,000	---	460	820	93	2,700	<25	<25	---	3.6
	04-13-94 ^{dup}	6.20	18,000	---	500	880	100	3,000	<25	<25	---	---
	07-26-94	6.63	25,000	---	1,600	1,500	1,500	6,800	<0.4	<0.4	---	3.2
	07-26-94 ^{dup}	6.63	28,000	---	1,700	1,600	1,600	7,300	<0.4	<0.4	---	---
	10-06-94	7.75	15,000	---	850	1,000	650	4,000	<0.4	<0.4	---	2.4
	10-06-94 ^{dup}	7.75	17,000	---	1000	1,200	630	4,500	<0.4	<0.4	---	1.6
	01-26-95	4.49	3,200	---	63	300	14	1,000	<0.4	<0.4	---	---
	01-26-95 ^{dup}	4.49	3,100	---	31	140	13	820	<0.4	<0.4	---	---
	04/20/95	5.28	<50	---	4.4	1.3	<0.5	3.3	<0.4	<0.4	---	---
	04/20/95 ^{dup}	5.28	<50	---	0.5	0.6	<0.5	3.3	<0.4	<0.4	---	---
MW-3	02-25-93	5.37	58	140	<0.5	2.5	<0.5	6.4	<0.5	1.5	<5,000	---
	04-08-93	5.48	<50	---	<0.5	<0.5	<0.5	<0.5	<0.5	<0.5	---	---
	07-20-93 ^e	6.38	<50	---	1.2	<0.5	<0.5	<0.5	<0.5	2.8	---	---
	10-15-93 ^f	7.53	60	---	<0.5	<0.5	<0.5	<0.5	<0.5	0.55	---	---
	01-07-94	7.38	74	---	<0.5	<0.5	<0.5	0.76	<0.5	0.91	---	4.6
	04-13-94	6.50	<50	---	<0.5	<0.5	<0.5	<0.5	<1.3	<1.3	---	---
	07-26-94	7.00	750 ^g	---	<0.5	<0.5	<0.5	<0.5	<0.4	<0.4	---	1.7
	10-06-94	8.10	1,900 ^g	---	<0.5	<0.5	<0.5	<0.5	<0.4	<0.4	---	3.0
	01-26-95	5.00	580 ^g	---	<0.5	<0.5	<0.5	1.3	<0.4	<0.4	---	1.3
	04/20/95	5.24	<50	---	<0.5	<0.5	<0.5	<0.5	<0.4	<0.4	---	---

Table 2. Analytic Results for Ground Water - Shell Service Station, WIC #204-0072-0403, 1601 Webster Street, Alameda, California (continued)

Sample ID	Date Sampled	Depth to Water (ft)	TPH-G	TPH-D	B	E	T	X	c-1,2-DCE	1,2-DCA	TOG	DO (mg/l)
S-1	09-04-87 ^h		---	---	<5	<5	<5	<5	<0.5	<0.5	---	
	09-11-89 ⁱ	9.82	<50	<100	<0.5	<1	<1	<3	<0.5	<0.5	<1,000	
	04-11-90	8.41	<50	<50	<0.5	<0.5	<0.5	<0.5	<0.5	<0.5	<10,000	
	07-18-90	9.31	<50	---	<0.5	<0.5	<0.5	<0.5	<0.5	<0.5	<5,000	
	10-18-90	10.43	<50	---	<0.5	<0.5	<0.5	<0.5	<0.5	<0.5	<5,000	
	01-25-91	10.49	<50	---	<0.5	<0.5	<0.5	<0.5	---	---	---	
	04-11-91	7.68	<50	---	<0.5	<0.5	<0.5	<0.5	---	---	---	
	07-18-91	8.95	<50	---	<0.5	<0.5	<0.5	<0.5	---	---	---	
	10-17-91	10.62	<50	---	<0.5	<0.5	<0.5	<5	---	---	---	
	01-24-92	9.32	<50	---	<0.5	<0.5	<0.5	<0.5	---	---	---	
	04-23-92	7.27	<50	---	<0.5	<0.5	<0.5	<0.5	---	---	---	
	07-02-92	8.19	<50	---	<0.5	<0.5	<0.5	<0.5	---	---	---	
	10-02-92	9.95	<50	---	<0.5	<0.5	<0.5	<0.5	---	---	---	
	01-05-93	7.64	<50	---	<0.5	<0.5	<0.5	<0.5	---	---	---	
	04-08-93	6.10	<50	---	<0.5	<0.5	<0.5	<0.5	---	---	---	
	07-20-93	7.18	<50	---	<0.5	<0.5	<0.5	<0.5	---	---	---	
	10-15-93	8.39	<50	---	<0.5	<0.5	<0.5	<0.5	<0.5	<0.5	---	
	01-07-94	8.19	<50	---	<0.5	<0.5	<0.5	<0.5	---	---	---	6.8
	04-13-94	7.22	<50	---	<0.5	<0.5	<0.5	<0.5	---	---	---	---
	07-26-94	7.82	<50	---	<0.5	<0.5	<0.5	<0.5	---	---	---	2.6
	10-06-94	9.01	<50	---	<0.5	<0.5	<0.5	<0.5	<0.4	<0.4	---	6.0
	04/20/95	6.82	<50	---	<0.5	<0.5	<0.5	<0.5	---	---	---	---
Trip	07-18-90		<50	---	<0.5	<0.5	<0.5	<0.5	---	---	---	
Blank	10-18-90		<50	---	<0.5	<0.5	<0.5	<0.5	---	---	---	
	01-25-91		<50	---	<0.5	<0.5	<0.5	0.8	---	---	---	
	04-11-91		<50	---	<0.5	<0.5	<0.5	<0.5	---	---	---	
	07-18-91		<50	---	<0.5	<0.5	<0.5	<0.5	---	---	---	
	10-17-91		<50	---	<0.5	<0.5	<0.5	<0.5	---	---	---	
	01-24-92		<50	---	<0.5	<0.5	<0.5	<0.5	---	---	---	
	04-23-92		<50	---	<0.5	<0.5	<0.5	<0.5	---	---	---	

Table 2. Analytic Results for Ground Water - Shell Service Station, WIC #204-0072-0403, 1601 Webster Street, Alameda, California (continued)

Sample ID	Date Sampled	Depth to Water (ft)	TPH-G	TPH-D	B	E	T	X	c-1,2-DCE	1,2-DCA	TOG	DO (mg/l)
	07-02-92		<50	---	<0.5	<0.5	<0.5	<0.5	---	---	---	
	10-02-92		<50	---	<0.5	<0.5	<0.5	<0.5	---	---	---	
	01-05-93		<50	---	<0.5	<0.5	<0.5	<0.5	---	---	---	
	04-08-93		<50	---	<0.5	<0.5	<0.5	<0.5	---	---	---	
	07-20-93		<50	---	<0.5	<0.5	<0.5	<0.5	---	---	---	
	10-15-93		<50	---	<0.5	<0.5	<0.5	<0.5	---	---	---	
	01-07-94		<50	---	<0.5	<0.5	<0.5	<0.5	---	---	---	
	04-13-94		<50	---	<0.5	<0.5	<0.5 ^j	<0.5	---	---	---	
	07-26-94		<50	---	<0.5	<0.5	<0.5	<0.5	---	---	---	
	10-06-94		<50	---	<0.5	<0.5	<0.5	<0.5	---	---	---	
	01-26-95		<50	---	<0.5	<0.5	<0.5	<0.5	---	---	---	
	04/20/95		<50	---	<0.5	<0.5	<0.5	<0.5	---	---	---	
DTSC MCLs			NE	NE	1	680	100 ^k	1,750	6.0	0.5	NE	

Table 2. Analytic Results for Ground Water - Shell Service Station, WIC #204-0072-0403, 1601 Webster Street, Alameda, California
(continued)

Abbreviations:

TPH-G = Total petroleum hydrocarbons as gasoline by Modified EPA Method 8015
TPH-D = Total petroleum hydrocarbons as diesel by Modified EPA Method 8015
B = Benzene by EPA Method 602, 624, or 8020
E = Ethylbenzene by EPA Method 602, 624, or 8020
T = Toluene by EPA Method 602, 624, or 8020
X = Xylenes by EPA Method 602, 624, or 8020
c-1,2-DCE = cis-1,2-dichloroethene by EPA Method 601 or 624
1,2-DCA = 1,2-dichloroethane by EPA Method 601 or 624
TOG = Total non-polar oil and grease by American Public Health Association
Standard Method 503E
<n = Not detected at detection limit of n ppb
DTSC MCL = California Department of Toxic Substances Control maximum
contaminant level for drinking water
NE = Not established
--- = Not analyzed/measured
dup = Duplicate sample
DO = Dissolved Oxygen in mg/L

Notes:

a = Chloroform detected at 0.0071 ppm by EPA Method 8010
b = Chloroform detected at 1.1 ppb by EPA Method 8010
c = Trichloroethylene detected at 1.7ppb.
d = Compounds detected and calculated as diesel appear to be the less volatile
constituents of gasoline
e = Chloroform detected at 1.5 ppb by EPA Method 8010
f = Chloroform detected at 3.6 ppb by Method 8010
g = The result for Gasoline in and unknown hydrocarbon which consists of a
single peak.
h = 0.12 ppm acetone detected by EPA Method 624; no other volatile organic
compounds detected
i = Metals detected by EPA Method 6010; 0.020 ppm chromium, 0.060 ppm
lead and 0.030 ppm zinc; no cadmium detected above detection limit of
0.010 ppm; no PCBs or semi-volatile compounds detected by EPA Method
625
j = 0.54 ppb Toluene detected in equipment blank
k = DTSC recommended action level for drinking water; MCL not established

Table 3. Ground Water Oxygenation at Shell Service Station WIC # 204-0072-0403,
1601 Webster Street, Alameda, California

Well ID	Date	Dissolved Oxygen ^a (mg/l)	Flow Rate (scfm)
MW-1	01/07/94	5.5	0
	07/26/94	2.8	0
	10/06/94	4	0
	01/26/95	--- ^b	0
	04/10/95	6.2	0
	05/11/95	6.2	0
	06/14/95	4.4	0
	07/07/95	3.5	0
MW-2	01/07/94	3.6	0
	07/26/94	3.2	0
	10/06/94	2.4	0
	01/26/95	1.6	0
	04/10/95	10	0.75
	05/11/95	10	0.67
	06/14/95	10.1	0.33
	07/07/95	10.7	0.17
MW-3	01/07/94	4.6	0
	07/26/94	1.7	0
	10/06/94	3	0
	01/26/95	1.3	0
	04/10/95	2	0
	05/11/95	4.6	0
	06/14/95	2.1	0
	07/07/95	1.3	0
S-1	01/07/94	6.8	0
	07/26/94	2.6	0
	10/06/94	6	0
	01/26/95	--- ^b	0
	04/10/95	7.8	0
	05/11/95	6.4	0
	06/14/95	5.4	0
	07/07/95	5.2	0

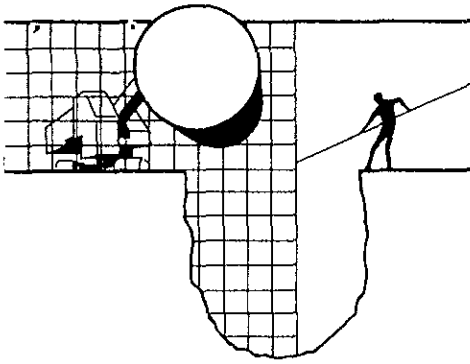
Notes:

a = Ground water oxygenation started on 3/2/95

b = --- Not measured

ATTACHMENT A

BTS GROUND WATER MONITORING REPORT



BLAINE TECH SERVICES INC.

985 TIMOTHY DRIVE
SAN JOSE, CA 95133
(408) 995-5535
FAX (408) 293-8773

May 12, 1995

Shell Oil Company
P.O. Box 4023
Concord, CA 94524

Attn: Daniel T. Kirk

SITE:
Shell WIC #204-0072-0403
1601 Webster Street
Alameda, California

QUARTER:
2nd quarter of 1995

QUARTERLY GROUNDWATER SAMPLING REPORT 950420-H-1

This report contains data collected during routine inspection, gauging and sampling of groundwater monitoring wells performed by Blaine Tech Services, Inc. in response to the request of the consultant who is overseeing work at this site on behalf of our mutual client, Shell Oil Company. Data collected in the course of our field work is presented in a **TABLE OF WELL GAUGING DATA**. The field information was collected during our preliminary gauging and inspection of the wells, the subsequent evacuation of each well prior to sampling, and at the time of sampling.

Measurements taken include the total depth of the well and the depth to water. The surface of water was further inspected for the presence of immiscibles which may be present as a thin film (a sheen on the surface of the water) or as a measurable free product zone (FPZ). At intervals during the evacuation phase, the purge water was monitored with instruments that measure electrical conductivity (EC), potential hydrogen (pH), temperature (degrees Fahrenheit), and turbidity (NTU). In the interest of simplicity, fundamental information is tabulated here, while the bulk of the information is turned over directly to the consultant who is making professional interpretations and evaluations of the conditions at the site.

STANDARD PROCEDURES

Evacuation

Groundwater wells are thoroughly purged before sampling to insure that the sample is collected from water that has been newly drawn into the well from the surrounding geologic formation. The selection of equipment to evacuate each well is based on the physical characteristics of the well and what is known about the performance of the formation in which the well has been installed. There are several suitable devices which can be used for evacuation. The most commonly employed devices are air or gas actuated pumps, electric submersible pumps, and hand or mechanically actuated bailers. Our personnel frequently employ USGS/Middleburg positive displacement pumps or similar air actuated pumps which do not agitate the water standing in the well.

Normal evacuation removes three case volumes of water from the well. More than three case volumes of water are removed in cases where more evacuation is needed to achieve stabilization of water parameters and when requested by the local implementing agency. Less water may be obtained in cases where the well dewateres and does not recharge to 80% of its original volume within two hours and any additional time our personnel have reason to remain at the site. In such cases, our personnel return to the site within twenty four hours and collect sample material from the water which has recharged into the well case.

Decontamination

All apparatus is brought to the site in clean and serviceable condition. The equipment is decontaminated after each use and before leaving the site. Effluent water from purging and on-site equipment cleaning is collected and transported to Shell's Martinez Manufacturing Complex in Martinez, California.

Free Product Skimmer

The column headed, VOLUME OF IMMISCIBLES REMOVED (ml) is included in the TABLE OF WELL GAUGING DATA to cover situations where a free product skimming device must be removed from the well prior to gauging. Skimmers are installed in wells with a free product zone on the surface of the water. The skimmer is a free product recovery device which often prevents normal well gauging and free product zone measurements. The 2.0" and 3.0" PetroTraps fall into the category of devices that obstruct normal gauging. In cases where the consultant elects to have our personnel pull the skimmers out of the well and gauge the well, our personnel perform the additional task of draining the accumulated free product out of the PetroTrap before putting it back in the well. This

recovered free product is measured and logged in the VOLUME OF IMMISCIBLES REMOVED column. Gauging at such site is performed in accordance with specific directions from the professional consulting firm overseeing work at the site on Shell's behalf.

Sample Containers

Sample material is collected in specially prepared containers which are provided by the laboratory that performs the analyses.

Sampling

Sample material is collected in stainless steel bailer type devices normally fitted with both a top and a bottom check valve. Water is promptly decanted into new sample containers in a manner which reduces the loss of volatile constituents and follows the applicable EPA standard for handling volatile organic and semi-volatile compounds.

Following collection, samples are promptly placed in an ice chest containing prefrozen blocks of an inert ice substitute such as Blue Ice or Super Ice. The samples are maintained in either an ice chest or a refrigerator until delivered into the custody of the laboratory.

Sample Designations

All sample containers are identified with a site designation and a discrete sample identification number specific to that particular groundwater well. Additional standard notations (e.g. time, date, sampler) are also made on the label.

Chain of Custody

Samples are continuously maintained in an appropriate cooled container while in our custody and until delivered to the laboratory under a standard Shell Oil Company chain of custody. If the samples are taken charge of by a different party (such as another person from our office, a courier, etc.) prior to being delivered to the laboratory, appropriate release and acceptance records are made on the chain of custody (time, date, and signature of the person releasing the samples followed by the time, date and signature of the person accepting custody of the samples).

Hazardous Materials Testing Laboratory

The samples obtained at this site were delivered to National Environmental Testing, Inc. in Santa Rosa, California. NET is a California Department of Health Services certified Hazardous Materials Testing Laboratory and is listed as DOHS HMTL #1386.


Objective Information Collection

Blaine Tech Services, Inc. performs specialized environmental sampling and documentation as an independent third party. In order to avoid compromising the objectivity necessary for the proper and disinterested performance of this work, Blaine Tech Services, Inc. performs no consulting and does not become involved in the marketing or installation of remedial systems of any kind. Blaine Tech Services, Inc. is concerned only with the generation of objective information, not with the use of that information to support evaluations and recommendations concerning the environmental condition of the site. Even the straightforward interpretation of objective analytical data is better performed by interested regulatory agencies, and those engineers and geologists who are engaged in the work of providing professional opinions about the site and proposals to perform additional investigation or design remedial systems.

Reportage

Submission of this report and the attached laboratory report to interested regulatory agencies is handled by the consultant in charge of the project. Any professional evaluations or recommendations will be made by the consultant under separate cover.

Please call if we can be of any further assistance.


Richard C. Blaine

RCB/lp

attachments: table of well gauging data
chain of custody
certified analytical report

cc: Weiss Associates
5500 Shellmound Street
Emeryville, CA 94608-2411
ATTN: Grady Glasser

TABLE OF WELL GAUGING DATA

WELL I.D.	DATA COLLECTION DATE	MEASUREMENT REFERENCED TO	QUALITATIVE OBSERVATIONS (sheen)	DEPTH TO FIRST IMMISCIBLES LIQUID (FPZ) (feet)	THICKNESS OF IMMISCIBLES LIQUID ZONE (feet)	VOLUME OF IMMISCIBLES REMOVED (ml)	DEPTH TO WATER (feet)	DEPTH TO WELL BOTTOM (feet)
MW-1	4/20/95	TOC	—	NONE	—	—	5.50	20.72
MW-2 *	4/20/95	TOC	ODOR	NONE	—	—	5.28	19.14
MW-3	4/20/95	TOC	--	NONE	—	—	5.24	19.38
S-1	4/20/95	TOC	--	NONE	—	—	6.82	19.94

* Sample DUP was a duplicate sample taken from well MW-2.

629



SHELL OIL COMPANY
RETAIL ENVIRONMENTAL ENGINEERING - WEST

CHAIN OF CUSTODY RECORD

Serial No: 750420-H1

Date: 4/20/95

Page 1 of 1

Silo Address: 1601 Webster Street, Alameda

WIC#: 204-0072-0403

Shell Engineer: Dan Kirk Phone No.: (510) 675-6168
Fax #: 675-6160

Consultant Name & Address: Blaine Tech Services, Inc.
985 Timothy Drive San Jose, CA 95133

Consultant Contact: Jim Keller Phone No.: (408) 995-5535
Fax #: 293-8773

Comments:

Sampled by: TNH

Printed Name: TROY N. HORNER

Analysis Required

LAB: NET

CHECK ONE (1) BOX ONLY	CI/DI	TURN AROUND TIME
Quality Monitoring <input checked="" type="checkbox"/>	6441	24 hours <input type="checkbox"/>
Site Investigation <input type="checkbox"/>	6441	48 hours <input type="checkbox"/>
Soil Classfy/Disposal <input type="checkbox"/>	6442	16 days <input checked="" type="checkbox"/> (Normal)
Water Classfy/Disposal <input type="checkbox"/>	6443	Other <input type="checkbox"/>
Soil/Air Rem. of Sys. O & M <input type="checkbox"/>	6462	
Water Rem. of Sys. O & M <input type="checkbox"/>	6463	
Other <input type="checkbox"/>		

NOTE: Notify Lab as soon as possible of 24/48 hrs. TAT.

Sample ID	Date	Sludge	Soil	Water	Air	No. of conts.	TPH (EPA 8015 Mod. Gas)	TPH (EPA 8015 Mod. Diesel)	BTEX (EPA 8020/602)	Volatile Organics (EPA 8240)	Test for Disposal	Combination TPH 8015 & BTEX 8020	EPA 601	Asbestos	Container Size	Preparation Used	Composite Y/N	MATERIAL DESCRIPTION	SAMPLE CONDITION/ COMMENTS	
X MW-1	4/20			X		6						X	X							
X MW-2	4/20			X		6						X	X							
X MW-3	4/20			X		6						X	X							
G-1	4/20			X		3						X	X							
X DUP	4/20			X		6						X	X							
EB	4/20			X		3						X	X							
X TD	4/20			X		2						X	X							

4/21/95
Seal Intact
4/21/95

Relinquished By (Signature): <u>[Signature]</u>	Printed Name: <u>TROY N. HORNER</u>	Date: <u>4/21</u> Time: <u>13:35</u>	Received (Signature): <u>[Signature]</u>	Printed Name: <u>GT LUMBRE</u>	Date: <u>4/21</u> Time: <u>13:35</u>
Relinquished By (Signature): <u>[Signature]</u>	Printed Name: <u>GT LUMBRE</u>	Date: <u>4/21</u> Time: <u>16:00</u>	Received (Signature): <u>[Signature]</u>	Printed Name: <u>PAUL TROSSER</u>	Date: <u>4/22/95</u> Time: <u>0700</u>
Relinquished By (Signature):	Printed Name:	Date:	Received (Signature):	Printed Name:	Date:

THE LABORATORY MUST PROVIDE A COPY OF THIS CHAIN-OF-CUSTODY WITH INVOICE AND RESULTS



NATIONAL
ENVIRONMENTAL
TESTING, INC.

Santa Rosa Division
3636 North Laughlin Road
Suite 110
Santa Rosa, CA 95403-8226
Tel: (707) 526-7200
Fax: (707) 541-2333

Jim Keller
Blaine Tech Services
985 Timothy Dr.
San Jose, CA 95133


Date: 05/02/1995
NET Client Acct. No: 1821
NET Pacific Job No: 95.01656
Received: 04/22/1995


Client Reference Information

Shell 1601 Webster St., Alameda, CA/950420-H1

Sample analysis in support of the project referenced above has been completed and results are presented on following pages. Results apply only to the samples analyzed. Reproduction of this report is permitted only in its entirety. Please refer to the enclosed "Key to Abbreviations" for definition of terms. Should you have questions regarding procedures or results, please feel welcome to contact Client Services.

Approved by:


Thomas F. Cullen, Jr.
Division Manager


Linda DeMartino
Project Coordinator

Enclosure (s)





Client Name: Blaine Tech Services

Date: 05/02/1995

Client Acct: 1821

ELAP Cert: 1386

NET Job No: 95.01656

Page: 2

Ref: Shell 1601 Webster St., Alameda, CA/950420-H1

SAMPLE DESCRIPTION: MW-1

Date Taken: 04/20/1995

Time Taken:

NET Sample No: 240612

Parameter	Results	Flags	Reporting		Method	Date	Date	Run
			Limit	Units		Extracted	Analyzed	Batch No.
TPH (Gas/BTXE,Liquid)								
METHOD 5030/M8015	--						04/28/1995	2792
DILUTION FACTOR*	1						04/28/1995	2792
as Gasoline	ND		50	ug/L	5030		04/28/1995	2792
Carbon Range:	--						04/28/1995	2792
METHOD 8020 (GC,Liquid)	--						04/28/1995	2792
Benzene	ND		0.5	ug/L	8020		04/28/1995	2792
Toluene	ND		0.5	ug/L	8020		04/28/1995	2792
Ethylbenzene	ND		0.5	ug/L	8020		04/28/1995	2792
Xylenes (Total)	ND		0.5	ug/L	8020		04/28/1995	2792
SURROGATE RESULTS	--						04/28/1995	2792
Bromofluorobenzene (SURR)	101			% Rec.	5030		04/28/1995	2792

NOTE: Results apply only to the samples analyzed. Reproduction of this report is permitted only in its entirety.



Client Name: Blaine Tech Services

Date: 05/02/1995

Client Acct: 1821

ELAP Cert: 1386

NET Job No: 95.01656

Page: 3

Ref: Shell 1601 Webster St., Alameda, CA/950420-H1

SAMPLE DESCRIPTION: MW-1

Date Taken: 04/20/1995

Time Taken:

NET Sample No: 240612

Parameter	Results	Flags	Reporting		Method	Date	Date	Run
			Limit	Units		Extracted	Analyzed	Batch
METHOD 601 (GC,Liquid)								
DILUTION FACTOR*	1						04/26/1995	836
Bromodichloromethane	ND		0.4	ug/L	601		04/26/1995	836
Bromoform	ND		0.4	ug/L	601		04/26/1995	836
Bromomethane	ND		0.4	ug/L	601		04/26/1995	836
Carbon tetrachloride	ND		0.4	ug/L	601		04/26/1995	836
Chlorobenzene	ND		0.4	ug/L	601		04/26/1995	836
Chloroethane	ND		0.4	ug/L	601		04/26/1995	836
2-Chloroethylvinyl ether	ND		1.0	ug/L	601		04/26/1995	836
Chloroform	ND		0.4	ug/L	601		04/26/1995	836
Chloromethane	ND		0.4	ug/L	601		04/26/1995	836
Dibromochloromethane	ND		0.4	ug/L	601		04/26/1995	836
1,2-Dichlorobenzene	ND		0.4	ug/L	601		04/26/1995	836
1,3-Dichlorobenzene	ND		0.4	ug/L	601		04/26/1995	836
1,4-Dichlorobenzene	ND		0.4	ug/L	601		04/26/1995	836
Dichlorodifluoromethane	ND		0.4	ug/L	601		04/26/1995	836
1,1-Dichloroethane	ND		0.4	ug/L	601		04/26/1995	836
1,2-Dichloroethane	ND		0.4	ug/L	601		04/26/1995	836
1,1-Dichloroethene	ND		0.4	ug/L	601		04/26/1995	836
trans-1,2-Dichloroethene	ND		0.4	ug/L	601		04/26/1995	836
1,2-Dichloropropane	ND		0.4	ug/L	601		04/26/1995	836
cis-1,3-Dichloropropene	ND		0.4	ug/L	601		04/26/1995	836
trans-1,3-Dichloropropene	ND		0.4	ug/L	601		04/26/1995	836
Methylene chloride	ND		10	ug/L	601		04/26/1995	836
1,1,2,2-Tetrachloroethane	ND		0.4	ug/L	601		04/26/1995	836
Tetrachloroethene	ND		0.4	ug/L	601		04/26/1995	836
1,1,1-Trichloroethane	ND		0.4	ug/L	601		04/26/1995	836
1,1,2-Trichloroethane	ND		0.4	ug/L	601		04/26/1995	836
Trichloroethene	ND		0.4	ug/L	601		04/26/1995	836
Trichlorofluoromethane	ND		0.4	ug/L	601		04/26/1995	836
Vinyl chloride	ND		0.4	ug/L	601		04/26/1995	836
SURROGATE RESULTS	--						04/26/1995	836
1,4-Difluorobenzene (SURR)	95			% Rec.	601		04/26/1995	836
1,4-Dichlorobutane (SURR)	97			% Rec.	601		04/26/1995	836

NOTE: Results apply only to the samples analyzed. Reproduction of this report is permitted only in its entirety.



Client Name: Blaine Tech Services
 Client Acct: 1821
 NET Job No: 95.01656

Date: 05/02/1995
 ELAP Cert: 1386
 Page: 4

Ref: Shell 1601 Webster St., Alameda, CA/950420-H1

SAMPLE DESCRIPTION: MW-2
 Date Taken: 04/20/1995
 Time Taken:
 NET Sample No: 240613

Parameter	Results	Flags	Reporting		Method	Date	Date	Run
			Limit	Units		Extracted	Analyzed	Batch
TPH (Gas/BTXE,Liquid)								
METHOD 5030/M8015	--						04/28/1995	2792
DILUTION FACTOR*	1						04/28/1995	2792
as Gasoline	ND		50	ug/L	5030		04/28/1995	2792
Carbon Range:	--						04/28/1995	2792
METHOD 8020 (GC,Liquid)	--						04/28/1995	2792
Benzene	4.4	C	0.5	ug/L	8020		04/28/1995	2792
Toluene	ND		0.5	ug/L	8020		04/28/1995	2792
Ethylbenzene	1.3	C	0.5	ug/L	8020		04/28/1995	2792
Xylenes (Total)	3.3	C	0.5	ug/L	8020		04/28/1995	2792
SURROGATE RESULTS	--						04/28/1995	2792
Bromofluorobenzene (SURR)	102			% Rec.	5030		04/28/1995	2792

C : Positive result confirmed by secondary column or GC/MS analysis.

NOTE: Results apply only to the samples analyzed. Reproduction of this report is permitted only in its entirety.



Client Name: Blaine Tech Services
 Client Acct: 1821
 © NET Job No: 95.01656

Date: 05/02/1995
 ELAP Cert: 1386
 Page: 5

Ref: Shell 1601 Webster St., Alameda, CA/950420-H1

SAMPLE DESCRIPTION: MW-2

Date Taken: 04/20/1995

Time Taken:

NET Sample No: 240613

Parameter	Results	Flags	Reporting		Method	Date	Date	Run
			Limit	Units		Extracted	Analyzed	Batch No.
METHOD 601 (GC,Liquid)			*					
DILUTION FACTOR*	1						04/26/1995	836
Bromodichloromethane	ND		0.4	ug/L	601		04/26/1995	836
Bromoform	ND		0.4	ug/L	601		04/26/1995	836
Bromomethane	ND		0.4	ug/L	601		04/26/1995	836
Carbon tetrachloride	ND		0.4	ug/L	601		04/26/1995	836
Chlorobenzene	ND		0.4	ug/L	601		04/26/1995	836
Chloroethane	ND		0.4	ug/L	601		04/26/1995	836
2-Chloroethylvinyl ether	ND		1.0	ug/L	601		04/26/1995	836
Chloroform	ND		0.4	ug/L	601		04/26/1995	836
Chloromethane	ND		0.4	ug/L	601		04/26/1995	836
Dibromochloromethane	ND		0.4	ug/L	601		04/26/1995	836
1,2-Dichlorobenzene	ND		0.4	ug/L	601		04/26/1995	836
1,3-Dichlorobenzene	ND		0.4	ug/L	601		04/26/1995	836
1,4-Dichlorobenzene	ND		0.4	ug/L	601		04/26/1995	836
Dichlorodifluoromethane	ND		0.4	ug/L	601		04/26/1995	836
1,1-Dichloroethane	ND		0.4	ug/L	601		04/26/1995	836
1,2-Dichloroethane	ND		0.4	ug/L	601		04/26/1995	836
1,1-Dichloroethene	ND		0.4	ug/L	601		04/26/1995	836
trans-1,2-Dichloroethene	ND		0.4	ug/L	601		04/26/1995	836
1,2-Dichloropropane	ND		0.4	ug/L	601		04/26/1995	836
cis-1,3-Dichloropropene	ND		0.4	ug/L	601		04/26/1995	836
trans-1,3-Dichloropropene	ND		0.4	ug/L	601		04/26/1995	836
Methylene chloride	ND		10	ug/L	601		04/26/1995	836
1,1,2,2-Tetrachloroethane	ND		0.4	ug/L	601		04/26/1995	836
Tetrachloroethene	ND		0.4	ug/L	601		04/26/1995	836
1,1,1-Trichloroethane	ND		0.4	ug/L	601		04/26/1995	836
1,1,2-Trichloroethane	ND		0.4	ug/L	601		04/26/1995	836
Trichloroethene	ND		0.4	ug/L	601		04/26/1995	836
Trichlorofluoromethane	ND		0.4	ug/L	601		04/26/1995	836
Vinyl chloride	ND		0.4	ug/L	601		04/26/1995	836
SURROGATE RESULTS	--						04/26/1995	836
1,4-Difluorobenzene (SURR)	97			% Rec.	601		04/26/1995	836
1,4-Dichlorobutane (SURR)	97			% Rec.	601		04/26/1995	836

NOTE: Results apply only to the samples analyzed. Reproduction of this report is permitted only in its entirety.



Client Name: Blaine Tech Services
 Client Acct: 1821
 ® NET Job No: 95.01656

Date: 05/02/1995
 ELAP Cert: 1386
 Page: 6

Ref: Shell 1601 Webster St., Alameda, CA/950420-H1

SAMPLE DESCRIPTION: MW-3
 Date Taken: 04/20/1995
 Time Taken:
 NET Sample No: 240614

Parameter	Results	Flags	Reporting		Method	Date	Date	Run
			Limit	Units		Extracted	Analyzed	Batch No.
TPH (Gas/BTXE,Liquid)								
METHOD 5030/M8015	--						04/28/1995	2792
DILUTION FACTOR*	1						04/28/1995	2792
as Gasoline	ND		50	ug/L	5030		04/28/1995	2792
Carbon Range:	--						04/28/1995	2792
METHOD 8020 (GC,Liquid)	--						04/28/1995	2792
Benzene	ND		0.5	ug/L	8020		04/28/1995	2792
Toluene	ND		0.5	ug/L	8020		04/28/1995	2792
Ethylbenzene	ND		0.5	ug/L	8020		04/28/1995	2792
Xylenes (Total)	ND		0.5	ug/L	8020		04/28/1995	2792
SURROGATE RESULTS	--						04/28/1995	2792
Bromofluorobenzene (SURR)	99			% Rec.	5030		04/28/1995	2792

NOTE: Results apply only to the samples analyzed. Reproduction of this report is permitted only in its entirety.



Client Name: Blaine Tech Services
Client Acct: 1821
NET Job No: 95.01656

Date: 05/02/1995
ELAP Cert: 1386
Page: 7

Ref: Shell 1601 Webster St., Alameda, CA/950420-H1

SAMPLE DESCRIPTION: MW-3

Date Taken: 04/20/1995

Time Taken:

NET Sample No: 240614

Parameter	Results	Flags	Reporting		Method	Date	Date	Run
			Limit	Units		Extracted	Analyzed	Batch No.
METHOD 601 (GC,Liquid)								
DILUTION FACTOR*	1						04/26/1995	836
Bromodichloromethane	ND		0.4	ug/L	601		04/26/1995	836
Bromoform	ND		0.4	ug/L	601		04/26/1995	836
Bromomethane	ND		0.4	ug/L	601		04/26/1995	836
Carbon tetrachloride	ND		0.4	ug/L	601		04/26/1995	836
Chlorobenzene	ND		0.4	ug/L	601		04/26/1995	836
Chloroethane	ND		0.4	ug/L	601		04/26/1995	836
2-Chloroethylvinyl ether	ND		1.0	ug/L	601		04/26/1995	836
Chloroform	ND		0.4	ug/L	601		04/26/1995	836
Chloromethane	ND		0.4	ug/L	601		04/26/1995	836
Dibromochloromethane	ND		0.4	ug/L	601		04/26/1995	836
1,2-Dichlorobenzene	ND		0.4	ug/L	601		04/26/1995	836
1,3-Dichlorobenzene	ND		0.4	ug/L	601		04/26/1995	836
1,4-Dichlorobenzene	ND		0.4	ug/L	601		04/26/1995	836
Dichlorodifluoromethane	ND		0.4	ug/L	601		04/26/1995	836
1,1-Dichloroethane	ND		0.4	ug/L	601		04/26/1995	836
1,2-Dichloroethane	ND		0.4	ug/L	601		04/26/1995	836
1,1-Dichloroethene	ND		0.4	ug/L	601		04/26/1995	836
trans-1,2-Dichloroethene	ND		0.4	ug/L	601		04/26/1995	836
1,2-Dichloropropane	ND		0.4	ug/L	601		04/26/1995	836
cis-1,3-Dichloropropene	ND		0.4	ug/L	601		04/26/1995	836
trans-1,3-Dichloropropene	ND		0.4	ug/L	601		04/26/1995	836
Methylene chloride	ND		10	ug/L	601		04/26/1995	836
1,1,2,2-Tetrachloroethane	ND		0.4	ug/L	601		04/26/1995	836
Tetrachloroethene	ND		0.4	ug/L	601		04/26/1995	836
1,1,1-Trichloroethane	ND		0.4	ug/L	601		04/26/1995	836
1,1,2-Trichloroethane	ND		0.4	ug/L	601		04/26/1995	836
Trichloroethene	ND		0.4	ug/L	601		04/26/1995	836
Trichlorofluoromethane	ND		0.4	ug/L	601		04/26/1995	836
Vinyl chloride	ND		0.4	ug/L	601		04/26/1995	836
SURROGATE RESULTS	--						04/26/1995	836
1,4-Difluorobenzene (SURR)	97			% Rec.	601		04/26/1995	836
1,4-Dichlorobutane (SURR)	97			% Rec.	601		04/26/1995	836

NOTE: Results apply only to the samples analyzed. Reproduction of this report is permitted only in its entirety.



Client Name: Blaine Tech Services
 Client Acct: 1821
 NET Job No: 95.01656

Date: 05/02/1995
 ELAP Cert: 1386
 Page: 8

Ref: Shell 1601 Webster St., Alameda, CA/950420-H1

SAMPLE DESCRIPTION: S-1
 Date Taken: 04/20/1995
 Time Taken:
 NET Sample No: 240615

Parameter	Results	Flags	Reporting		Method	Date	Date	Run
			Limit	Units		Extracted	Analyzed	Batch No.
TPH (Gas/BTXE, Liquid)								
METHOD 5030/M8015	--						04/28/1995	2792
DILUTION FACTOR*	1						04/28/1995	2792
as Gasoline	ND		50	ug/L	5030		04/28/1995	2792
Carbon Range:	--						04/28/1995	2792
METHOD 8020 (GC, Liquid)								
Benzene	ND		0.5	ug/L	8020		04/28/1995	2792
Toluene	ND		0.5	ug/L	8020		04/28/1995	2792
Ethylbenzene	ND		0.5	ug/L	8020		04/28/1995	2792
Xylenes (Total)	ND		0.5	ug/L	8020		04/28/1995	2792
SURROGATE RESULTS								
Bromofluorobenzene (SURR)	96			% Rec.	5030		04/28/1995	2792

NOTE: Results apply only to the samples analyzed. Reproduction of this report is permitted only in its entirety.



Client Name: Blaine Tech Services
 Client Acct: 1821
 NET Job No: 95.01656

Date: 05/02/1995
 ELAP Cert: 1386
 Page: 9

Ref: Shell 1601 Webster St., Alameda, CA/950420-H1

SAMPLE DESCRIPTION: DUP

Date Taken: 04/20/1995

Time Taken:

NET Sample No: 240616

Parameter	Results	Flags	Reporting			Date	Date	Run
			Limit	Units	Method	Extracted	Analyzed	Batch No.
TPH (Gas/BTXE,Liquid)	--						04/28/1995	2792
METHOD 5030/M8015	--						04/28/1995	2792
DILUTION FACTOR*	1						04/28/1995	2792
as Gasoline	ND		50	ug/L	5030		04/28/1995	2792
Carbon Range:	--						04/28/1995	2792
METHOD 8020 (GC,Liquid)	--						04/28/1995	2792
Benzene	0.5	C	0.5	ug/L	8020		04/28/1995	2792
Toluene	ND		0.5	ug/L	8020		04/28/1995	2792
Ethylbenzene	0.6	C	0.5	ug/L	8020		04/28/1995	2792
Xylenes (Total)	3.3	C	0.5	ug/L	8020		04/28/1995	2792
SURROGATE RESULTS	--						04/28/1995	2792
Bromofluorobenzene (SURR)	103			% Rec.	5030		04/28/1995	2792

C : Positive result confirmed by secondary column or GC/MS analysis.

NOTE: Results apply only to the samples analyzed. Reproduction of this report is permitted only in its entirety.



Client Name: Blaine Tech Services

Client Acct: 1821

NET Job No: 95.01656

Date: 05/02/1995

ELAP Cert: 1386

Page: 10

Ref: Shell 1601 Webster St., Alameda, CA/950420-H1

SAMPLE DESCRIPTION: DUP

Date Taken: 04/20/1995

Time Taken:

NET Sample No: 240616

Parameter	Results	Flags	Reporting		Method	Date	Date	Run
			Limit	Units		Extracted	Analyzed	Batch No.
METHOD 601 (GC,Liquid)								
DILUTION FACTOR*	1						04/26/1995	836
Bromodichloromethane	ND		0.4	ug/L	601		04/26/1995	836
Bromoform	ND		0.4	ug/L	601		04/26/1995	836
Bromomethane	ND		0.4	ug/L	601		04/26/1995	836
Carbon tetrachloride	ND		0.4	ug/L	601		04/26/1995	836
Chlorobenzene	ND		0.4	ug/L	601		04/26/1995	836
Chloroethane	ND		0.4	ug/L	601		04/26/1995	836
2-Chloroethylvinyl ether	ND		1.0	ug/L	601		04/26/1995	836
Chloroform	ND		0.4	ug/L	601		04/26/1995	836
Chloromethane	ND		0.4	ug/L	601		04/26/1995	836
Dibromochloromethane	ND		0.4	ug/L	601		04/26/1995	836
1,2-Dichlorobenzene	ND		0.4	ug/L	601		04/26/1995	836
1,3-Dichlorobenzene	ND		0.4	ug/L	601		04/26/1995	836
1,4-Dichlorobenzene	ND		0.4	ug/L	601		04/26/1995	836
Dichlorodifluoromethane	ND		0.4	ug/L	601		04/26/1995	836
1,1-Dichloroethane	ND		0.4	ug/L	601		04/26/1995	836
1,2-Dichloroethane	ND		0.4	ug/L	601		04/26/1995	836
1,1-Dichloroethene	ND		0.4	ug/L	601		04/26/1995	836
trans-1,2-Dichloroethene	ND		0.4	ug/L	601		04/26/1995	836
1,2-Dichloropropane	ND		0.4	ug/L	601		04/26/1995	836
cis-1,3-Dichloropropene	ND		0.4	ug/L	601		04/26/1995	836
trans-1,3-Dichloropropene	ND		0.4	ug/L	601		04/26/1995	836
Methylene chloride	ND		10	ug/L	601		04/26/1995	836
1,1,2,2-Tetrachloroethane	ND		0.4	ug/L	601		04/26/1995	836
Tetrachloroethene	ND		0.4	ug/L	601		04/26/1995	836
1,1,1-Trichloroethane	ND		0.4	ug/L	601		04/26/1995	836
1,1,2-Trichloroethane	ND		0.4	ug/L	601		04/26/1995	836
Trichloroethene	ND		0.4	ug/L	601		04/26/1995	836
Trichlorofluoromethane	ND		0.4	ug/L	601		04/26/1995	836
Vinyl chloride	ND		0.4	ug/L	601		04/26/1995	836
SURROGATE RESULTS								
	--						04/26/1995	836
1,4-Difluorobenzene (SURR)	94			% Rec.	601		04/26/1995	836
1,4-Dichlorobutane (SURR)	97			% Rec.	601		04/26/1995	836

NOTE: Results apply only to the samples analyzed. Reproduction of this report is permitted only in its entirety.



Client Name: Blaine Tech Services
Client Acct: 1821
NET Job No: 95.01656

Date: 05/02/1995
ELAP Cert: 1386
Page: 11

Ref: Shell 1601 Webster St., Alameda, CA/950420-H1

SAMPLE DESCRIPTION: EB

Date Taken: 04/20/1995

Time Taken:

NET Sample No: 240617

Parameter	Results	Flags	Reporting			Date	Date	Run
			Limit	Units	Method	Extracted	Analyzed	Batch No.
TPH (Gas/BTXE,Liquid)								
METHOD 5030/M8015	--						04/28/1995	2796
DILUTION FACTOR*	1						04/28/1995	2796
as Gasoline	ND		50	ug/L	5030		04/28/1995	2796
Carbon Range:	--						04/28/1995	2796
METHOD 8020 (GC,Liquid)	--						04/28/1995	2796
Benzene	ND		0.5	ug/L	8020		04/28/1995	2796
Toluene	ND		0.5	ug/L	8020		04/28/1995	2796
Ethylbenzene	ND		0.5	ug/L	8020		04/28/1995	2796
Xylenes (Total)	ND		0.5	ug/L	8020		04/28/1995	2796
SURROGATE RESULTS	--						04/28/1995	2796
Bromofluorobenzene (SURR)	101			% Rec.	5030		04/28/1995	2796

NOTE: Results apply only to the samples analyzed. Reproduction of this report is permitted only in its entirety.



Client Name: Blaine Tech Services
 Client Acct: 1821
 © NET Job No: 95.01656

Date: 05/02/1995
 ELAP Cert: 1386
 Page: 12

Ref: Shell 1601 Webster St., Alameda, CA/950420-H1

SAMPLE DESCRIPTION: TB
 Date Taken: 04/20/1995
 Time Taken:
 NET Sample No: 240618

Parameter	Results	Flags	Reporting		Method	Date	Date	Run
			Limit	Units		Extracted	Analyzed	Batch No.
TPH (Gas/BTXE,Liquid)								
METHOD 5030/M8015	--						04/28/1995	2792
DILUTION FACTOR*	1						04/28/1995	2792
as Gasoline	ND		50	ug/L	5030		04/28/1995	2792
Carbon Range:	--						04/28/1995	2792
METHOD 8020 (GC,Liquid)	--						04/28/1995	2792
Benzene	ND		0.5	ug/L	8020		04/28/1995	2792
Toluene	ND		0.5	ug/L	8020		04/28/1995	2792
Ethylbenzene	ND		0.5	ug/L	8020		04/28/1995	2792
Xylenes (Total)	ND		0.5	ug/L	8020		04/28/1995	2792
SURROGATE RESULTS	--						04/28/1995	2792
Bromofluorobenzene (SURR)	100			% Rec.	5030		04/28/1995	2792

NOTE: Results apply only to the samples analyzed. Reproduction of this report is permitted only in its entirety.



Client Name: Blaine Tech Services
Client Acct: 1821
NET Job No: 95.01656

Date: 05/02/1995
ELAP Cert: 1386
Page: 13

Ref: Shell 1601 Webster St., Alameda, CA/950420-H1

CONTINUING CALIBRATION VERIFICATION STANDARD REPORT

Parameter	CCV	CCV	CCV	Units	Date Analyzed	Run	
	Standard	Standard	Standard			Analyst	Batch
	% Recovery	Amount Found	Amount Expected			Initials	Number
TPH (Gas/BTXE, Liquid)							
as Gasoline	101.4	0.507	0.50	mg/L	04/28/1995	lss	2792
Benzene	89.2	4.46	5.00	ug/L	04/28/1995	lss	2792
Toluene	89.0	4.45	5.00	ug/L	04/28/1995	lss	2792
Ethylbenzene	91.4	4.57	5.00	ug/L	04/28/1995	lss	2792
Xylenes (Total)	92.0	13.8	15.0	ug/L	04/28/1995	lss	2792
Bromofluorobenzene (SURR)	102.0	102	100	% Rec.	04/28/1995	lss	2792
TPH (Gas/BTXE, Liquid)							
as Gasoline	98.0	0.49	0.50	mg/L	04/28/1995	caf	2796
Benzene	92.6	4.63	5.00	ug/L	04/28/1995	caf	2796
Toluene	98.8	4.94	5.00	ug/L	04/28/1995	caf	2796
Ethylbenzene	90.4	4.52	5.00	ug/L	04/28/1995	caf	2796
Xylenes (Total)	100.3	15.04	15.0	ug/L	04/28/1995	caf	2796
Bromofluorobenzene (SURR)	111.0	111	100	% Rec.	04/28/1995	caf	2796

NOTE: Results apply only to the samples analyzed. Reproduction of this report is permitted only in its entirety.



Client Name: Blaine Tech Services
Client Acct: 1821
NET Job No: 95.01656

Date: 05/02/1995
ELAP Cert: 1386
Page: 14

Ref: Shell 1601 Webster St., Alameda, CA/950420-H1

CONTINUING CALIBRATION VERIFICATION STANDARD REPORT

Parameter	CCV	CCV	CCV	Units	Date Analyzed	Run	
	Standard	Standard	Standard			Analyst	Batch
	% Recovery	Amount Found	Amount Expected			Initials	Number
METHOD 601 (GC,Liquid)							
Bromodichloromethane	93.5	18.7	20.0	ug/L	04/25/1995	ltg	836
Bromoform	92.5	18.5	20.0	ug/L	04/25/1995	ltg	836
Bromomethane	82.0	16.4	20.0	ug/L	04/25/1995	ltg	836
Carbon tetrachloride	96.0	19.2	20.0	ug/L	04/25/1995	ltg	836
Chlorobenzene	94.0	18.8	20.0	ug/L	04/25/1995	ltg	836
Chloroethane	83.0	16.6	20.0	ug/L	04/25/1995	ltg	836
2-Chloroethylvinyl ether	64.5	12.9	20.0	ug/L	04/25/1995	ltg	836
Chloroform	93.0	18.6	20.0	ug/L	04/25/1995	ltg	836
Chloromethane	79.0	15.8	20.0	ug/L	04/25/1995	ltg	836
Dibromochloromethane	95.0	19.0	20.0	ug/L	04/25/1995	ltg	836
1,2-Dichlorobenzene	95.0	19.0	20.0	ug/L	04/25/1995	ltg	836
1,3-Dichlorobenzene	90.5	18.1	20.0	ug/L	04/25/1995	ltg	836
1,4-Dichlorobenzene	97.0	19.4	20.0	ug/L	04/25/1995	ltg	836
Dichlorodifluoromethane	65.0	13.0	20.0	ug/L	04/25/1995	ltg	836
1,1-Dichloroethane	94.5	18.9	20.0	ug/L	04/25/1995	ltg	836
1,2-Dichloroethane	92.5	18.5	20.0	ug/L	04/25/1995	ltg	836
1,1-Dichloroethene	86.5	17.3	20.0	ug/L	04/25/1995	ltg	836
trans-1,2-Dichloroethene	91.0	18.2	20.0	ug/L	04/25/1995	ltg	836
1,2-Dichloropropane	93.0	18.6	20.0	ug/L	04/25/1995	ltg	836
cis-1,3-Dichloropropene	89.0	17.8	20.0	ug/L	04/25/1995	ltg	836
trans-1,3-Dichloropropene	91.5	18.3	20.0	ug/L	04/25/1995	ltg	836
Methylene chloride	104.0	20.8	20.0	ug/L	04/25/1995	ltg	836
1,1,2,2-Tetrachloroethane	101.0	20.2	20.0	ug/L	04/25/1995	ltg	836
Tetrachloroethene	94.5	18.9	20.0	ug/L	04/25/1995	ltg	836
1,1,1-Trichloroethane	91.5	18.3	20.0	ug/L	04/25/1995	ltg	836
1,1,2-Trichloroethane	97.0	19.4	20.0	ug/L	04/25/1995	ltg	836
Trichloroethene	94.5	18.9	20.0	ug/L	04/25/1995	ltg	836
Trichlorofluoromethane	83.0	16.6	20.0	ug/L	04/25/1995	ltg	836
Vinyl chloride	78.0	15.6	20.0	ug/L	04/25/1995	ltg	836
1,4-Difluorobenzene (SURR)	103.0	103	100	% Rec.	04/25/1995	ltg	836
1,4-Dichlorobutane (SURR)	102.0	102	100	% Rec.	04/25/1995	ltg	836

NOTE: Results apply only to the samples analyzed. Reproduction of this report is permitted only in its entirety.



Ref: Shell 1601 Webster St., Alameda, CA/950420-H1

CONTINUING CALIBRATION VERIFICATION STANDARD REPORT

Parameter	CCV	CCV	CCV	Units	Date Analyzed	Analyst Initials	Run Batch Number
	Standard Amount	Standard Amount	Standard Amount				
	% Recovery	Found	Expected				
METHOD 601 (GC,Liquid)							
Bromodichloromethane	92.5	18.5	20.0	ug/L	04/26/1995	ltg	836
Bromoform	92.5	18.5	20.0	ug/L	04/26/1995	ltg	836
Bromomethane	92.0	18.4	20.0	ug/L	04/26/1995	ltg	836
Carbon tetrachloride	93.0	18.6	20.0	ug/L	04/26/1995	ltg	836
Chlorobenzene	91.0	18.2	20.0	ug/L	04/26/1995	ltg	836
Chloroethane	88.5	17.7	20.0	ug/L	04/26/1995	ltg	836
2-Chloroethylvinyl ether	68.5	13.7	20.0	ug/L	04/26/1995	ltg	836
Chloroform	89.5	17.9	20.0	ug/L	04/26/1995	ltg	836
Chloromethane	98.0	19.6	20.0	ug/L	04/26/1995	ltg	836
Dibromochloromethane	91.0	18.2	20.0	ug/L	04/26/1995	ltg	836
1,2-Dichlorobenzene	91.5	18.3	20.0	ug/L	04/26/1995	ltg	836
1,3-Dichlorobenzene	87.5	17.5	20.0	ug/L	04/26/1995	ltg	836
1,4-Dichlorobenzene	95.5	19.1	20.0	ug/L	04/26/1995	ltg	836
Dichlorodifluoromethane	100.5	20.1	20.0	ug/L	04/26/1995	ltg	836
1,1-Dichloroethane	91.0	18.2	20.0	ug/L	04/26/1995	ltg	836
1,2-Dichloroethane	87.5	17.5	20.0	ug/L	04/26/1995	ltg	836
1,1-Dichloroethene	87.0	17.4	20.0	ug/L	04/26/1995	ltg	836
trans-1,2-Dichloroethene	90.0	18.0	20.0	ug/L	04/26/1995	ltg	836
1,2-Dichloropropane	89.5	17.9	20.0	ug/L	04/26/1995	ltg	836
cis-1,3-Dichloropropene	86.5	17.3	20.0	ug/L	04/26/1995	ltg	836
trans-1,3-Dichloropropene	91.0	18.2	20.0	ug/L	04/26/1995	ltg	836
Methylene chloride	112.0	22.4	20.0	ug/L	04/26/1995	ltg	836
1,1,2,2-Tetrachloroethane	109.0	21.8	20.0	ug/L	04/26/1995	ltg	836
Tetrachloroethene	96.0	19.2	20.0	ug/L	04/26/1995	ltg	836
1,1,1-Trichloroethane	91.5	18.3	20.0	ug/L	04/26/1995	ltg	836
1,1,2-Trichloroethane	94.5	18.9	20.0	ug/L	04/26/1995	ltg	836
Trichloroethene	87.5	17.5	20.0	ug/L	04/26/1995	ltg	836
Trichlorofluoromethane	86.0	17.2	20.0	ug/L	04/26/1995	ltg	836
Vinyl chloride	89.5	17.9	20.0	ug/L	04/26/1995	ltg	836
1,4-Difluorobenzene (SURR)	95.0	95	100	% Rec.	04/26/1995	ltg	836
1,4-Dichlorobutane (SURR)	98.0	98	100	% Rec.	04/26/1995	ltg	836

NOTE: Results apply only to the samples analyzed. Reproduction of this report is permitted only in its entirety.



Client Name: Blaine Tech Services
Client Acct: 1821
NET Job No: 95.01656

Date: 05/02/1995
ELAP Cert: 1386
Page: 16

Ref: Shell 1601 Webster St., Alameda, CA/950420-H1

METHOD BLANK REPORT

Parameter	Method			Date Analyzed	Analyst Initials	Run Batch Number
	Blank Amount Found	Reporting Limit	Units			
TPH (Gas/BTXE,Liquid)						
as Gasoline	ND	0.05	mg/L	04/28/1995	lss	2792
Benzene	ND	0.5	ug/L	04/28/1995	lss	2792
Toluene	ND	0.5	ug/L	04/28/1995	lss	2792
Ethylbenzene	ND	0.5	ug/L	04/28/1995	lss	2792
Xylenes (Total)	ND	0.5	ug/L	04/28/1995	lss	2792
Bromofluorobenzene (SURR)	103		% Rec.	04/28/1995	lss	2792
TPH (Gas/BTXE,Liquid)						
as Gasoline	ND	0.05	mg/L	04/28/1995	caf	2796
Benzene	ND	0.5	ug/L	04/28/1995	caf	2796
Toluene	ND	0.5	ug/L	04/28/1995	caf	2796
Ethylbenzene	ND	0.5	ug/L	04/28/1995	caf	2796
Xylenes (Total)	ND	0.5	ug/L	04/28/1995	caf	2796
Bromofluorobenzene (SURR)	102		% Rec.	04/28/1995	caf	2796

NOTE: Results apply only to the samples analyzed. Reproduction of this report is permitted only in its entirety.



Ref: Shell 1601 Webster St., Alameda, CA/950420-H1

METHOD BLANK REPORT

Parameter	Method			Date Analyzed	Analyst Initials	Run Batch Number
	Blank Amount Found	Reporting Limit	Units			
METHOD 601 (GC,Liquid)						
Bromodichloromethane	ND	0.4	ug/L	04/25/1995	ltg	836
Bromoform	ND	0.4	ug/L	04/25/1995	ltg	836
Bromomethane	ND	0.4	ug/L	04/25/1995	ltg	836
Carbon tetrachloride	ND	0.4	ug/L	04/25/1995	ltg	836
Chlorobenzene	ND	0.4	ug/L	04/25/1995	ltg	836
Chloroethane	ND	0.4	ug/L	04/25/1995	ltg	836
2-Chloroethylvinyl ether	ND	1.0	ug/L	04/25/1995	ltg	836
Chloroform	ND	0.4	ug/L	04/25/1995	ltg	836
Chloromethane	ND	0.4	ug/L	04/25/1995	ltg	836
Dibromochloromethane	ND	0.4	ug/L	04/25/1995	ltg	836
1,2-Dichlorobenzene	ND	0.4	ug/L	04/25/1995	ltg	836
1,3-Dichlorobenzene	ND	0.4	ug/L	04/25/1995	ltg	836
1,4-Dichlorobenzene	ND	0.4	ug/L	04/25/1995	ltg	836
Dichlorodifluoromethane	ND	0.4	ug/L	04/25/1995	ltg	836
1,1-Dichloroethane	ND	0.4	ug/L	04/25/1995	ltg	836
1,2-Dichloroethane	ND	0.4	ug/L	04/25/1995	ltg	836
1,1-Dichloroethene	ND	0.4	ug/L	04/25/1995	ltg	836
trans-1,2-Dichloroethene	ND	0.4	ug/L	04/25/1995	ltg	836
1,2-Dichloropropane	ND	0.4	ug/L	04/25/1995	ltg	836
cis-1,3-Dichloropropene	ND	0.4	ug/L	04/25/1995	ltg	836
trans-1,3-Dichloropropene	ND	0.4	ug/L	04/25/1995	ltg	836
Methylene chloride	ND	10	ug/L	04/25/1995	ltg	836
1,1,2,2-Tetrachloroethane	ND	0.4	ug/L	04/25/1995	ltg	836
Tetrachloroethene	ND	0.4	ug/L	04/25/1995	ltg	836
1,1,1-Trichloroethane	ND	0.4	ug/L	04/25/1995	ltg	836
1,1,2-Trichloroethane	ND	0.4	ug/L	04/25/1995	ltg	836
Trichloroethene	ND	0.4	ug/L	04/25/1995	ltg	836
Trichlorofluoromethane	ND	0.4	ug/L	04/25/1995	ltg	836
Vinyl chloride	ND	0.4	ug/L	04/25/1995	ltg	836
1,4-Difluorobenzene (SURR)	100		% Rec.	04/25/1995	ltg	836
1,4-Dichlorobutane (SURR)	102		% Rec.	04/25/1995	ltg	836

NOTE: Results apply only to the samples analyzed. Reproduction of this report is permitted only in its entirety.



Client Name: Blaine Tech Services

Date: 05/02/1995

Client Acct: 1821

ELAP Cert: 1386

® NET Job No: 95.01656

Page: 18

Ref: Shell 1601 Webster St., Alameda, CA/950420-H1

METHOD BLANK REPORT

Parameter	Method			Date Analyzed	Analyst Initials	Run Batch Number
	Blank Amount Found	Reporting Limit	Units			
METHOD 601 (GC,Liquid)						
Bromodichloromethane	ND	0.4	ug/L	04/26/1995	ltg	836
Bromoform	ND	0.4	ug/L	04/26/1995	ltg	836
Bromomethane	ND	0.4	ug/L	04/26/1995	ltg	836
Carbon tetrachloride	ND	0.4	ug/L	04/26/1995	ltg	836
Chlorobenzene	ND	0.4	ug/L	04/26/1995	ltg	836
Chloroethane	ND	0.4	ug/L	04/26/1995	ltg	836
2-Chloroethylvinyl ether	ND	1.0	ug/L	04/26/1995	ltg	836
Chloroform	ND	0.4	ug/L	04/26/1995	ltg	836
Chloromethane	ND	0.4	ug/L	04/26/1995	ltg	836
Dibromochloromethane	ND	0.4	ug/L	04/26/1995	ltg	836
1,2-Dichlorobenzene	ND	0.4	ug/L	04/26/1995	ltg	836
1,3-Dichlorobenzene	ND	0.4	ug/L	04/26/1995	ltg	836
1,4-Dichlorobenzene	ND	0.4	ug/L	04/26/1995	ltg	836
Dichlorodifluoromethane	ND	0.4	ug/L	04/26/1995	ltg	836
1,1-Dichloroethane	ND	0.4	ug/L	04/26/1995	ltg	836
1,2-Dichloroethane	ND	0.4	ug/L	04/26/1995	ltg	836
1,1-Dichloroethene	ND	0.4	ug/L	04/26/1995	ltg	836
trans-1,2-Dichloroethene	ND	0.4	ug/L	04/26/1995	ltg	836
1,2-Dichloropropane	ND	0.4	ug/L	04/26/1995	ltg	836
cis-1,3-Dichloropropene	ND	0.4	ug/L	04/26/1995	ltg	836
trans-1,3-Dichloropropene	ND	0.4	ug/L	04/26/1995	ltg	836
Methylene chloride	ND	10	ug/L	04/26/1995	ltg	836
1,1,2,2-Tetrachloroethane	ND	0.4	ug/L	04/26/1995	ltg	836
Tetrachloroethene	ND	0.4	ug/L	04/26/1995	ltg	836
1,1,1-Trichloroethane	ND	0.4	ug/L	04/26/1995	ltg	836
1,1,2-Trichloroethane	ND	0.4	ug/L	04/26/1995	ltg	836
Trichloroethene	ND	0.4	ug/L	04/26/1995	ltg	836
Trichlorofluoromethane	ND	0.4	ug/L	04/26/1995	ltg	836
Vinyl chloride	ND	0.4	ug/L	04/26/1995	ltg	836
1,4-Difluorobenzene (SURR)	103		% Rec.	04/26/1995	ltg	836
1,4-Dichlorobutane (SURR)	94		% Rec.	04/26/1995	ltg	836

NOTE: Results apply only to the samples analyzed. Reproduction of this report is permitted only in its entirety.



Client Name: Blaine Tech Services
 Client Acct: 1821
 © NET Job No: 95.01656

Date: 05/02/1995
 ELAP Cert: 1386
 Page: 19

Ref: Shell 1601 Webster St., Alameda, CA/950420-H1

MATRIX SPIKE / MATRIX SPIKE DUPLICATE

Parameter	Matrix Spike		RPD	Spike Amount	Sample Conc.	Matrix Spike		Units	Date Analyzed	Run Batch	Sample Spiked
	% Rec.	% Rec.				Spike Conc.	Dup. Conc.				
TPH (Gas/BTXE, Liquid)											240639
as Gasoline	99.2	101.2	1.9	0.50	ND	0.496	0.506	mg/L	04/28/1995	2796	240639
Benzene	119.6	116.5	2.6	8.1	ND	9.69	9.44	ug/L	04/28/1995	2796	240639
Toluene	101.4	108.8	7.0	28.4	ND	28.8	30.9	ug/L	04/28/1995	2796	240639

NOTE: Results apply only to the samples analyzed. Reproduction of this report is permitted only in its entirety.



Client Name: Blaine Tech Services
Client Acct: 1821
® NET Job No: 95.01656

Date: 05/02/1995
ELAP Cert: 1386
Page: 20

Ref: Shell 1601 Webster St., Alameda, CA/950420-H1

MATRIX SPIKE / MATRIX SPIKE DUPLICATE

Parameter	Matrix Spike		RPD	Spike Amount	Sample Conc.	Matrix Spike Dup.		Units	Date Analyzed	Run Batch	Sample Spiked
	% Rec.	% Rec.				Spike Conc.	Spike Conc.				
METHOD 601 (GC,Liquid)											240493
Chlorobenzene	92.5	93.5	1.1	20.0	ND	18.5	18.7	ug/L	04/26/1995	836	240493
1,1-Dichloroethene	87.5	90.5	3.4	20.0	ND	17.5	18.1	ug/L	04/26/1995	836	240493
Trichloroethene	87.5	90.5	3.4	20.0	ND	17.5	18.1	ug/L	04/26/1995	836	240493

NOTE: Results apply only to the samples analyzed. Reproduction of this report is permitted only in its entirety.



KEY TO ABBREVIATIONS and METHOD REFERENCES

- < : Less than; When appearing in results column indicates analyte not detected at the value following. This datum supercedes the listed Reporting Limit.
- * : Reporting Limits are a function of the dilution factor for any given sample. To obtain the actual reporting limits for this sample, multiply the stated Reporting Limits by the dilution factor (but do not multiply reported values).
- ICVS : Initial Calibration Verification Standard (External Standard).
- mean : Average; sum of measurements divided by number of measurements.
- mg/Kg (ppm) : Concentration in units of milligrams of analyte per kilogram of sample, wet-weight basis (parts per million).
- mg/L : Concentration in units of milligrams of analyte per liter of sample.
- mL/L/hr : Milliliters per liter per hour.
- MPN/100 mL : Most probable number of bacteria per one hundred milliliters of sample.
- N/A : Not applicable.
- NA : Not analyzed.
- ND : Not detected; the analyte concentration is less than applicable listed reporting limit.
- NTU : Nephelometric turbidity units.
- RPD : Relative percent difference, $100 \cdot (\text{Value 1} - \text{Value 2}) / \text{mean value}$.
- SNA : Standard not available.
- ug/Kg (ppb) : Concentration in units of micrograms of analyte per kilogram of sample, wet-weight basis (parts per billion).
- ug/L : Concentration in units of micrograms of analyte per liter of sample.
- umhos/cm : Micromhos per centimeter.

Method References

Methods 100 through 493: see "Methods for Chemical Analysis of Water & Wastes", U.S. EPA, 600/4-79-020, rev. 1983.

Methods 601 through 625: see "Guidelines Establishing Test Procedures for the Analysis of Pollutants" U.S. EPA, 40 CFR, Part 136, rev. 1988.

Methods 1000 through 9999: see "Test Methods for Evaluating Solid Waste", U.S. EPA SW-846, 3rd edition, 1986.

SM: see "Standard Methods for the Examination of Water & Wastewater, 17th Edition, APHA, 1989.

COOLER RECEIPT FORM

Project: 950420-H1 Log No: 6A99
Cooler, received on: 4/22/95 and checked on 4/22/95 by [Signature]
(signature)

- Were custody papers present?..... YES NO
- Were custody papers properly filled out?..... YES NO
- Were the custody papers signed?..... YES NO
- Was sufficient ice used?..... YES NO TEMP. 0.20c.
- Did all bottles arrive in good condition (unbroken)?..... YES NO
- Did bottle labels match COC?..... YES NO
- Were proper bottles used for analysis indicated?..... YES NO
- Correct preservatives used?..... YES NO
- VOA vials checked for headspace bubbles?..... YES NO

Note which voas (if any) had bubbles:*

Sample descriptor:	Number of vials:
_____	_____
_____	_____
_____	_____
_____	_____
_____	_____
_____	_____
_____	_____
_____	_____
_____	_____
_____	_____

*All VOAs with headspace bubbles have been set aside so they will not be used for analysis.....YES NO

List here all other jobs received in the same cooler:

Client Job #	NET log #
_____	_____
_____	_____
_____	_____
_____	_____
_____	_____