

SITE SAFETY PLAN
FOR
UNDERGROUND STORAGE TANK REMOVAL/CLOSURE

JOBSITE ADDRESS:

431 SAN PABLO AVENUE
ALBANY, CALIFORNIA

JAMES C. BATEMAN PETROLEUM SERVICES, INC.

"dba"
SEMCO
1741 LESLIE STREET
SAN MATEO, CALIFORNIA 94402

1217 S. 7TH STREET
MODESTO, CALIFORNIA 95351

TABLE OF CONTENTS

PAGE NO.

TABLE OF CONTENTS.....	2
INTRODUCTION.....	3
1.0 SCOPE OF WORK.....	4
2.0 HAZARDS, SPECIAL PRECAUTIONS.....	5
3.0 JOBSITE VICINITY MAP.....	6
4.0 SITE MAP.....	7
5.0 PERSONNEL.....	8
6.0 EMERGENCY SERVICES.....	9
7.0 HOSPITAL ROUTE MAP.....	10
8.0 CONTINGENCY PLAN.....	11
9.0 SAFETY EQUIPMENT.....	12
10.0 SAFETY TRAINING.....	12
11.0 MEDICAL MONITORING.....	12
12.0 SIGNATURES & ACKNOWLEDGMENTS.....	13

SEMCO has adopted the following Health & Safety Plan and procedures for the removal and/or closure of underground petroleum storage tanks and associated piping. The purpose of this plan is to provide health and safety guidelines to be adhered to while all work is in progress.

All personnel involved with the tank removal or associated activities will have an assigned responsibility. The outlined responsibilities will establish standards for personnel protective wear and safety procedures, and will provide for emergency actions which could arise during project operations.

1.0 Scope of Work:

The tanks will be purged of all remaining residues, and these residues will be stored on site in a 55 gallon approved drum until they are hauled away or pumped out for disposal by a certified hazardous materials hauler.

The tanks will be inerted with a minimum of 20 lbs of dry ice per 1000 gallons of tank capacity. More ice will be added if necessary to displace the oxygen in the tank to a concentration level below the OSHA approved lower explosive limit, this will be achieved by using a Gastech 1314. When this level is obtained the tanks will be removed, and samples will be collected per the approved work plan.

1.1 Responsibilities of Other Agencies if Present:

- a. The Environmental Health Department is responsible for approval and inspection of procedures, including tank removal, sample procurement and integrity of work plan.
- b. The Fire Department is responsible for inspections relative to safe procedures and conditions of the tank prior to removal.

HAZARDS, SPECIAL PRECAUTIONS

2.0 Hazards, Special Precautions:

2.1 Special Precautions:

During the course of underground storage tank removal, workers could be exposed to petroleum hydrocarbon vapors, liquids, or other wastes. The following precautions will be observed by all individuals engaged in the tank removal activity.

2.1.1 Toxicity Considerations, Petroleum Substances:

All individuals should be aware of appropriate health precautions. When high concentrations of petroleum hydrocarbon vapors are inhaled, symptoms of intoxication may result. These symptoms range from simple dizziness to unconsciousness. Care will be exercised to minimize exposure to these substances when they are present. Avoid skin contact with petroleum substances whenever possible. Use soap and water to remove any petroleum product that contacts skin.

2.1.2 Flammability and Combustibility Consideration:

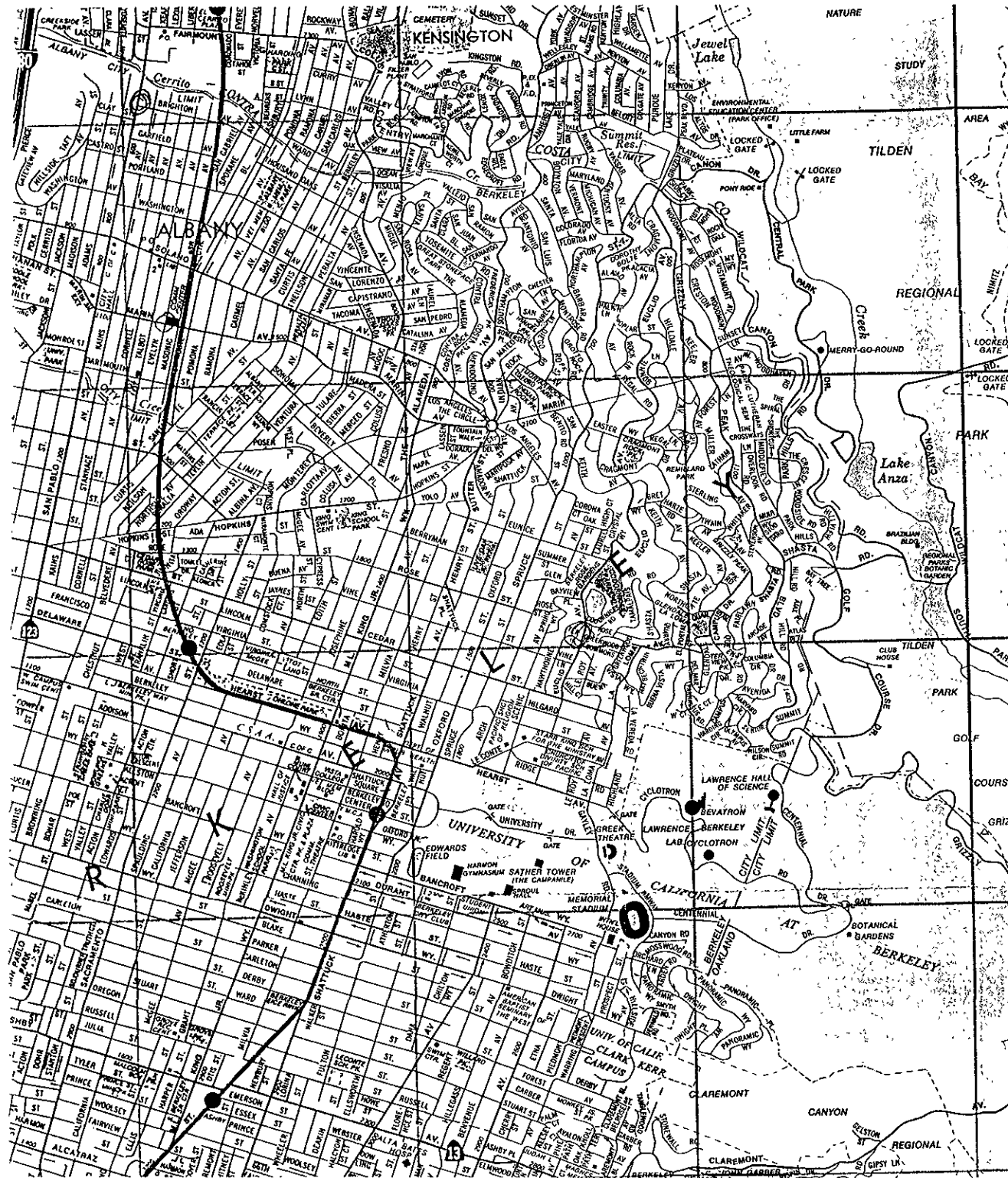
Flammable and combustible vapors are likely to be present in the work area. Precautions will be taken to eliminate all potential sources of ignition to prevent the discharge of static electricity during venting, and to prevent the accumulation of vapors.

2.1.3 Physical Considerations:

During the excavation of underground storage tanks, some physical hazards can be present in the form of large holes, exposed piping, debris piles, and excavation equipment. All workers will be aware of these hazards and take all necessary actions to eliminate accidents. The excavated area will be appropriately marked and barricaded at all times.

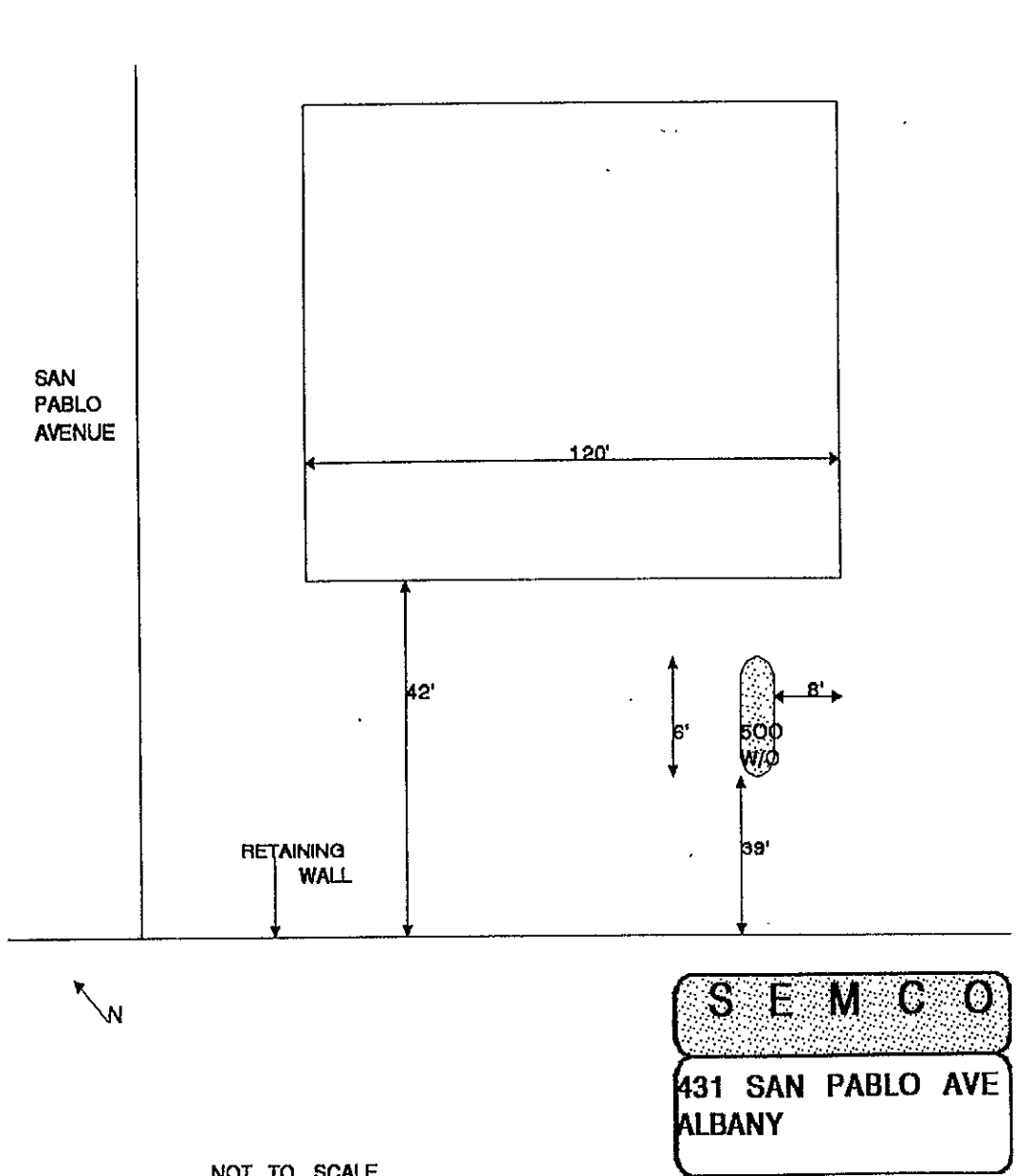
JOBSITE VICINITY MAP

3.0 Jobsite Vicinity Map



SITE MAP

4.0 Site Map



NOT TO SCALE

PERSONNEL

5.0 Personnel
SEMCO Employees

5.1 Project Manager

- Manages field operations.
- Ensures the Work Plan is completed on schedule.
- Briefs the field teams on their specific assignments.
- Participates in the preparation of the Site Safety Plan.
- Serves as a liaison with public officials.

5.2 Site Safety Officer

- Implements and enforces the SSP.
- Assures that all on-site personnel have received a copy of the SSP, have read it and understand it.
- Conducts frequent inspections of site conditions, facilities, equipment, and activities to determine if the SSP is adequate and being followed.
- Conducts daily "tailgate" meetings to explain the plan of work for the day and to mention potential hazards of the site.
- Ensures that protective clothing and equipment are properly stored and maintained.
- Knows emergency procedures, excavation routes, and notifies local emergency services when necessary.
- Notifies the Health and Safety Manager of all accidents and injuries that occur on site.

5.3 On-Site Personnel:

- Are required to document their full understanding of the SSP before starting work by signing that they have read the SSP and understand it.
- Complies with the SSP.
- Notifies the SSO of unsafe conditions.
- On-Site employees are held responsible to perform only those tasks for which they believe they are qualified and in their opinion are safe.

LEVEL C: Safety Glasses or Goggles w/side shields
 Hard Hats
 Steel Toe Safety Shoes
 Half or Full Face Respirator with Organic
 Vapor Cartridge
 Tyvek or Ploy-Coated Tyvek

LEVEL D: Safety Glasses
 Steel Toe Shoes
 Hard Hats
 Uniform shirt/pants

EMERGENCY SERVICES

6.0 Emergency Services

6.1 Persons to contact in case of emergency:

- a: Project Manager
Name: Chuck Kiper
Phone: (415) 572-8033
(415) 860-8221 Mobile
(415) 377-8660 Pager
- b: Client Contact
Name: Robert Falaschi
Phone: (415) 986-5669
- c: Site contact
Name: Chuck Kiper
Phone: (415) 860-8221
- d: Site Safety Officer
Name: Chuck Kiper
Phone: (415) 860-8221
- e: Alternate Site Safety Officer
Name: Don Rosson
Phone: (415) 572-8033
- f: Health and Safety Coordinator
Name: Milton Tiffin
Phone: (209) 524-9653

6.2 Hospitals in Area:

Alta Bates Hospital
3001 Colby Street
Berkeley, California

Phone: (510) 540-0337

6.3 Emergency Routes

See Hospital Route Map, Page 10

6.4 Ambulance Service:

Dispatch Service DIAL 911

Fire Prevention
City of Albany Fire Department
(510) 528-5770

6.6 Fire Department

DIAL 911

6.7 A First Aid Kit will be on site

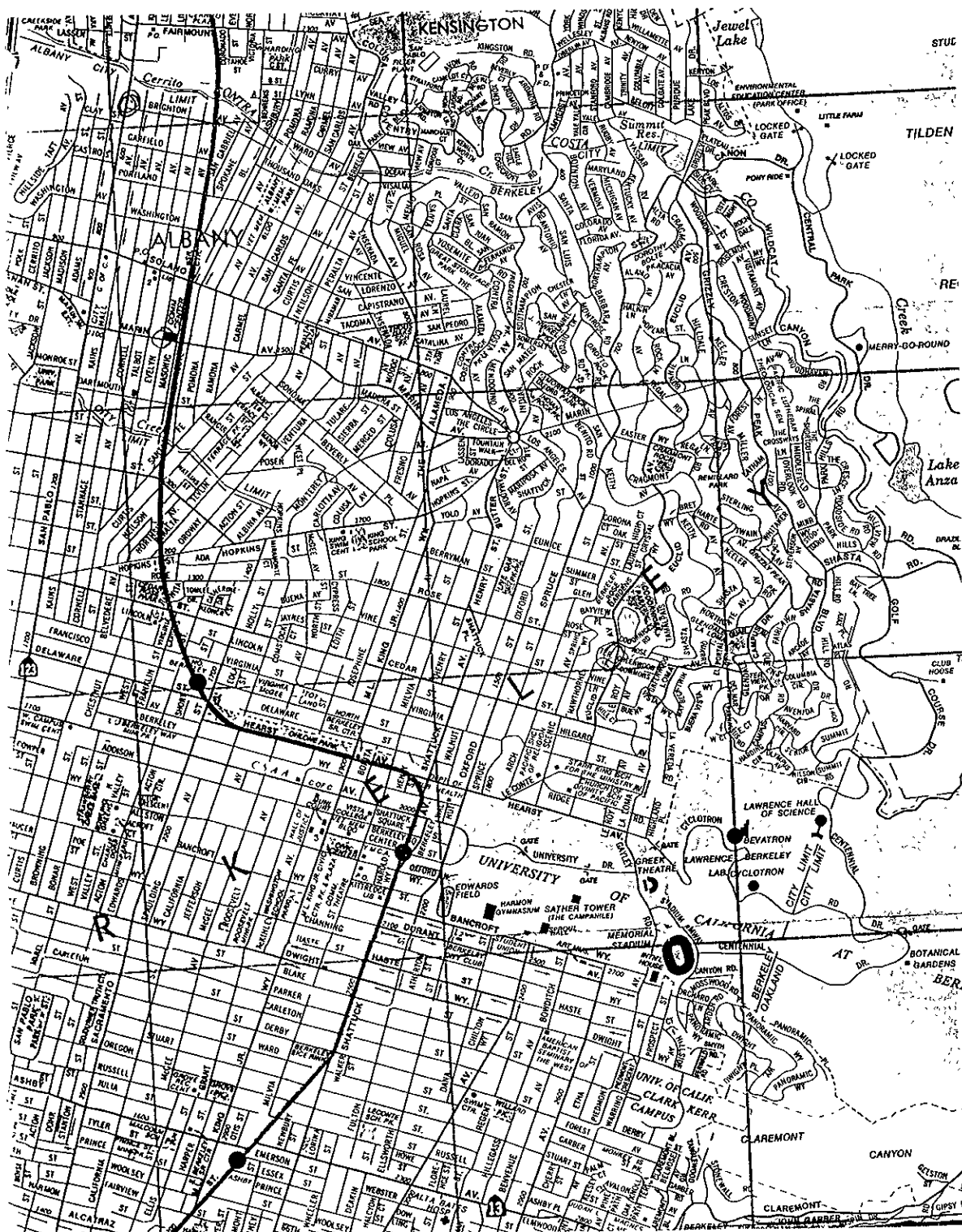
6.8 Barricades:

Job site will be barricaded off and construction tape will be used around working area, when work area is left unattended.

6.9 Fire Extinguishers will be present on site

HOSPITAL ROUTE MAP

7.0 Hospital Route Map



8.0 Contingency Plan:

If an injury occurs, the following action will be taken:

- Medical attention for the injured person immediately.
- Notify the Site Safety Officer.
- Depending on the type and severity of the injury, SEMCO's occupational physician will be notified.
- The injured person's personnel office will be notified.
- An incident report will be prepared. The Site Safety Officer will be responsible for its preparation and submittal to the Health and Safety Director and corporate personnel office within 24 hours.
- The Site Safety Officer will assume charge during a medical emergency.
- EMERGENCY ROUTES--see Hospital Route Map, Page 10

SAFETY EQUIPMENT

9.0 Safety Equipment:

9.1 As a minimum, the following equipment will be on site:

LEL Meter - Gastech 1314
OSHA - Approved First Aid Kit
40BC Fire Extinguisher
Half Face Respirator with Organic Vapor Cartridges

10.0 Safety Training

SEMCO'S field employees have received their certificates of training as required by OSHA-SARA agencies, with refresher courses as needed.

11.0 Medical Monitoring

SEMCO requires all Class I truck drivers to have a mandatory physical once a year. SEMCO supplies health insurance to all employees and administers random and mandatory drug and alcohol testing.

10.0 Signatures & Acknowledgments:

I acknowledge having read and understand the preceding Health & Safety Plan:

Signature Date

Signature Date

Signature Date

Signature Date

Signature Date

Signature Date

Signature Date

Signature Date

Signature Date

Signature Date

Signature Date

Signature Date

Signature Date

Signature Date