



76 Broadway
Sacramento, California 95818

Santa Clara Valley Water District
5750 Almaden Expressway
San Jose, California 95118

Re: **Report Transmittal**

Dear Sir or Madam:

I declare, under penalty of perjury, that to the best of my knowledge the information and/or recommendations contained in the attached proposal or report is true and correct.

If you have any questions or need additional information, please call me at (916) 558-7604.

Sincerely,

Liz Sewell

Liz Sewell, RG
Site Manager
Risk Management & Remediation

Attachment

Tosco(BP)SS#11106
15199 Washington Ave.
San Leandro, California

RE 967
August 1, 2003

Alameda County

AUG 03 2003

Environmental Health

RO-967



GETTLER-RYAN INC.

TRANSMITTAL

July 17, 2003

G-R #180310

TO: Ms. Liz Sewell
ConocoPhillips
76 Broadway Avenue
Sacramento, California 95818

CC: Mr. Forrest McFarland
Secor International Inc.
2301 Leghorn Street
Mountain View, CA 94043

Alameda County
AUG 0 9 2003
Environmental Health

FROM: Deanna L. Harding
Project Coordinator
Gettler-Ryan Inc.
6747 Sierra Court, Suite J
Dublin, California 94568

RE: **Tosco (BP) Service Station
#11106
15199 Washington Avenue
San Leandro, California**

WE HAVE ENCLOSED THE FOLLOWING:

COPIES	DATED	DESCRIPTION
1	July 11, 2003	Groundwater Monitoring and Sampling Report Second Quarter - Event of June 16, 2003

COMMENTS:

This report is being sent for your review. Please provide any comments/changes and propose any groundwater monitoring modifications for the next event prior to **July 31, 2003**, at which time the final report will be distributed to the following:

cc: Mr. Scott Seery, Alameda County Health Care Services, 1131 Harbor Bay Parkway, Alameda, CA 94501
Mr. Michael Bakaldin, City of San Leandro Fire Dept., 835 East 14th Street, San Leandro, CA 94577
Ms. Tiffany Treece, REA, City of San Leandro, Environmental Services Division, Civic Center, 835 East 14th Street, San Leandro, CA 94577

Enclosures

trans/11106-LS



GETTLER-RYAN Inc.

July 11, 2003
G-R Job #180310

Ms. Liz Sewell
ConocoPhillips
76 Broadway Avenue
Sacramento, California 95818

RE: Second Quarter Event of June 16, 2003
Groundwater Monitoring & Sampling Report
Tosco (BP) Service Station #11106
15199 Washington Avenue
San Leandro, California

Dear Ms. Sewell:

This report documents the most recent groundwater monitoring and sampling event performed by Gettler-Ryan Inc. (G-R) at the referenced site. All field work was conducted in accordance with G-R Standard Operating Procedure - Groundwater Sampling (attached).

Static groundwater levels were measured and all wells were checked for the presence of separate-phase hydrocarbons. Separate-phase hydrocarbons were not present in the wells. Static water level data and groundwater elevations are summarized in Table 1. A Potentiometric Map is included as Figure 1.

Groundwater samples were collected from the monitoring wells and submitted to a state certified laboratory for analyses. The field data sheets for this event are attached. Analytical results and Dissolved Oxygen Concentrations are presented in the table(s) listed below. A Concentration Map is included as Figure 2. The chain of custody document and laboratory analytical reports are also attached.

Sincerely,

Deanna L. Harding
Project Coordinator

Robert C. Mallory
Registered Geologist, No. 7285


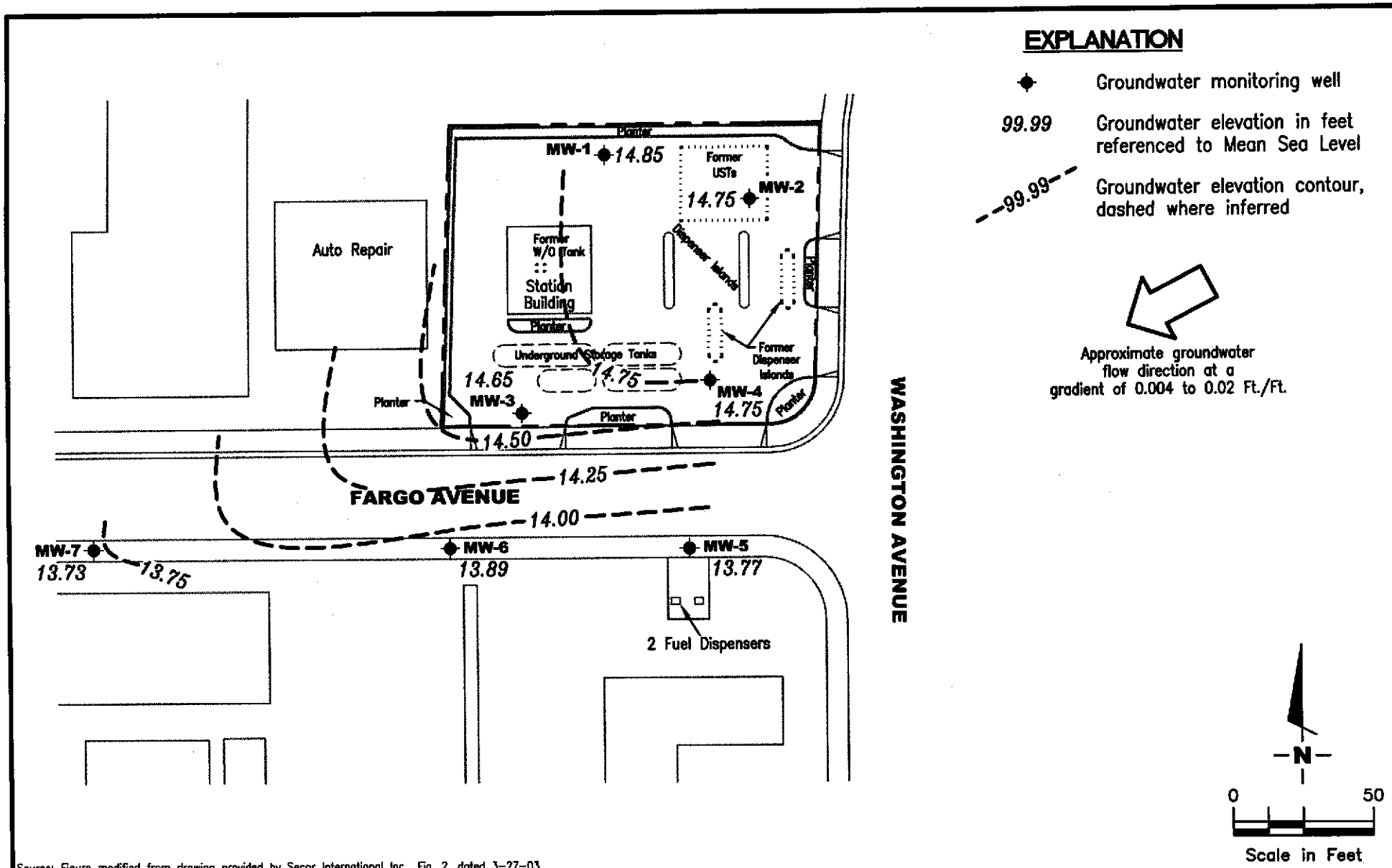


Figure 1: Potentiometric Map
Figure 2: Concentration Map
Table 1: Groundwater Monitoring Data and Analytical Results
Table 2: Dissolved Oxygen Concentrations
Table 3: Groundwater Analytical Results - Oxygenate Compounds
Attachments: Standard Operating Procedure - Groundwater Sampling
Field Data Sheets
Chain of Custody Document and Laboratory Analytical Reports



Source: Figure modified from drawing provided by Secor International Inc., Fig. 2, dated 3-27-03

GETTLER - RYAN INC.
 6747 Sierra Ct., Suite J
 Dublin, CA 94568 (925) 551-7555

POTENTIOMETRIC MAP
 Tosco (BP) Service Station #11106
 15199 Washington Avenue
 San Leandro, California

FIGURE

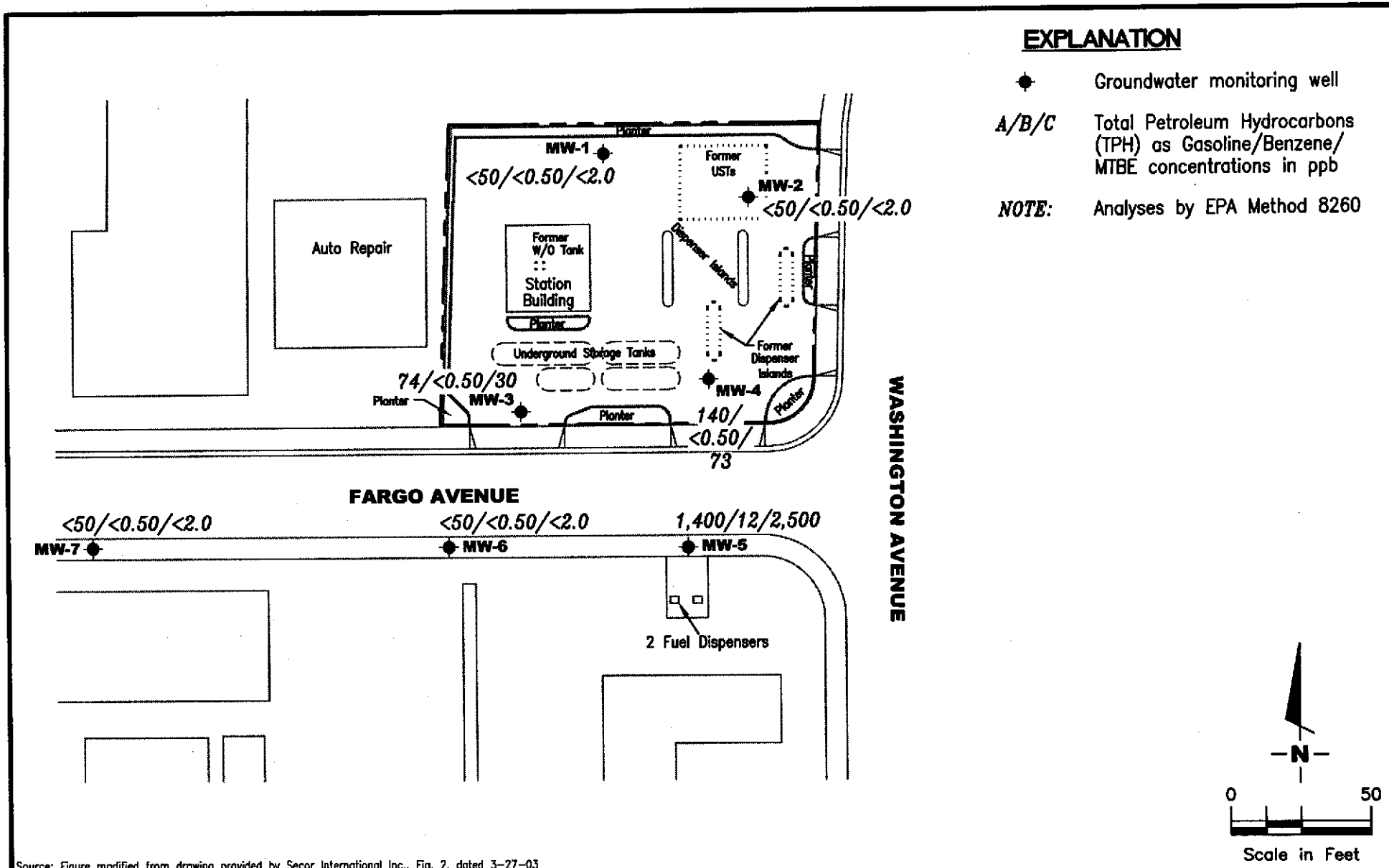
1

PROJECT NUMBER
 180310

REVIEWED BY

DATE
 June 16, 2003

REVISED DATE



Source: Figure modified from drawing provided by Secor International Inc., Fig. 2, dated 3-27-03

GETTLER - RYAN INC.
 6747 Sierra Ct., Suite J
 Dublin, CA 94568 (925) 551-7555

CONCENTRATION MAP
 Tosco (BP) Service Station #11106
 15199 Washington Avenue
 San Leandro, California

FIGURE

2

PROJECT NUMBER
 180310

REVIEWED BY

DATE
 June 16, 2003

REVISED DATE

Table 1
Groundwater Monitoring Data and Analytical Results
 Tosco (BP) Service Station #11106
 15199 Washington Avenue
 San Leandro, California

WELL ID/ TOC* (ft.)	DATE	DTW (ft.)	GWE (msl)	TPH-G (ppb)	B (ppb)	T (ppb)	E (ppb)	X (ppb)	MTBE (ppb)
MW-1									
22.08	11/04/92	7.33	14.75	<50	<0.5	<0.5	<0.5	<0.5	--
	04/07/94	7.23	14.85	<50	<0.5	<0.5	<0.5	<0.5	--
	07/27/94	7.71	14.37	<50	<0.5	<0.5	<0.5	<0.5	--
	10/14/94	7.69	14.39	<50	<0.5	<0.5	<0.5	<0.5	--
	01/24/95	5.81	16.27	<50	<0.5	<0.5	<0.5	<1	--
	04/14/95	6.74	15.34	<50	<0.50	<0.50	<0.50	<1.0	--
	07/06/95	7.23	14.85	<50	<0.50	<0.50	<0.50	<1.0	--
	10/04/95	7.44	14.64	<50	<0.50	<0.50	<0.50	<1.0	<5.0
(D)	10/04/95	--	--	<50	<0.50	<0.50	<0.50	<1.0	<5.0
	02/06/96	5.47	16.61	--	--	--	--	--	--
	04/10/96	6.95	15.13	<50	<1	<1	<1	<1	<1
	06/26/96	6.03	16.05	--	--	--	--	--	--
	10/24/96	7.62	14.46	<50	<0.5	<1.0	<1.0	<1.0	<10
	02/24/97	7.10	14.98	--	--	--	--	--	--
	05/29/97	7.33	14.75	60	<0.5	<1.0	<1.0	<1.0	<10
	07/16/97	7.93	14.15	<50	<0.5	<1.0	<1.0	<1.0	<10
	08/22/97	7.26	14.82	--	--	--	--	--	--
	11/07/97	7.48	14.60	--	--	--	--	--	--
	01/12/98	5.11	16.97	<50	<0.5	<1.0	<1.0	<1.0	<10
	05/13/98	5.73	16.35	--	--	--	--	--	--
	07/22/98	6.02	16.06	80	<0.5	<1.0	<1.0	<1.0	<10
	03/11/03 ²	6.91	15.17	--	--	--	--	--	--
	03/14/03 ³	6.96	15.12	<50	<0.50	<0.50	<0.50	<1.0	<2.0
	06/16/03 ³	7.23	14.85	<50	<0.50	<0.50	<0.50	<1.0	<2.0
MW-2									
21.85	11/04/92	7.11	14.74	100	<0.5	<0.5	<0.5	<0.5	--
	04/07/94	7.03	14.82	78	<0.5	<0.5	<0.5	2.6	--
	07/27/94	7.44	14.41	94	<0.5	<0.5	<0.5	<0.5	--
	10/14/94	7.44	14.41	130	<0.5	<0.5	<0.5	<0.5	--
	01/24/95	5.37	16.48	<50	<0.5	<0.5	<0.5	<1	--
	04/14/95	6.67	15.18	<50	<0.50	<0.50	<0.50	<1.0	--

Table 1
Groundwater Monitoring Data and Analytical Results
 Tosco (BP) Service Station #11106
 15199 Washington Avenue
 San Leandro, California

WELL ID/ TOC* (ft.)	DATE	DTW (ft.)	GWE (mst)	TPH-G (ppb)	B (ppb)	T (ppb)	E (ppb)	X (ppb)	MTBE (ppb)
MW-2	07/06/95	6.94	14.91	<50	<0.50	<0.50	<0.50	<1.0	--
(cont)	10/04/95	7.21	14.64	<50	<0.50	<0.50	<0.50	<1.0	11
	02/06/96	5.71	16.14	--	--	--	--	--	--
	04/10/96	6.80	15.05	<50	<0.5	<1	<1	<1	52
	06/26/96	5.90	15.95	--	--	--	--	--	--
	10/24/96	7.38	14.47	<50	<0.5	<1.0	<1.0	<1.0	<10
	02/24/97	6.87	14.98	--	--	--	--	--	--
	05/29/97	7.07	14.78	80	<0.5	<1.0	<1.0	<1.0	92
	07/16/97	7.71	14.14	50	1.9	4.8	1.4	5.3	<10
	08/22/97	6.98	14.87	--	--	--	--	--	--
	11/07/07	7.39	14.46	--	--	--	--	--	--
	01/12/98	4.97	16.88	<50	<0.5	<1.0	<1.0	<1.0	26
	05/13/98	5.51	16.34	--	--	--	--	--	--
	07/22/98	5.86	15.99	110	<0.5	<1.0	<1.0	<1.0	<10
	03/11/03 ²	6.97	14.88	--	--	--	--	--	--
	03/14/03 ³	7.01	14.84	<50	<0.50	<0.50	<0.50	<1.0	<2.0
	06/16/03 ³	7.10	14.75	<50	<0.50	<0.50	<0.50	<1.0	<2.0
MW-3									
19.63	11/04/92	5.03	14.60	1,300	<0.5	<0.5	<0.5	<0.5	--
	04/07/94	5.04	14.59	6,600	90	22	64	610	--
	07/27/94	5.35	14.28	2,000	19	1.2	27	49	--
(D)	07/27/94	--	--	2,100	16	24	28	73	--
	10/14/94	5.33	14.30	3,400	61	4.3	<0.5	0.7	--
(D)	10/14/94	--	--	3,300	62	5.8	1.2	5.7	--
	01/24/95	4.17	15.46	<50	<0.5	<0.5	<0.5	<1	--
(D)	01/24/95	--	--	<50	<0.5	<0.5	<0.5	<1	--
	04/14/95	4.65	14.98	3,000	<5.0	<5.0	<5.0	<10	--
(D)	04/14/95	--	--	3,200	<5.0	<5.0	<5.0	<10	--
	07/06/95	4.84	14.79	490	<1.0	<1.0	<1.0	<2.0	--
(D)	07/06/95	--	--	590	<1.0	<1.0	<1.0	<2.0	--
	10/04/95	5.10	14.53	380	<2.5	<2.5	<2.5	<5.0	1,400
	02/06/96	4.95	14.68	2,000	14	<5	<5	<5	23,000

Table 1
Groundwater Monitoring Data and Analytical Results
Tosco (BP) Service Station #11106
15199 Washington Avenue
San Leandro, California

WELL ID/ TOC* (ft.)	DATE	DTW (ft.)	GWE (msl)	TPH-G (ppb)	B (ppb)	T (ppb)	E (ppb)	X (ppb)	MTBE (ppb)
MW-3	(D) 02/06/96	--	--	2,400	<2.5	<5	<5	<5	21,000
(cont)	04/10/96	5.80	13.83	1,900	<25	<50	<50	<50	25,000
	(D) 04/10/96	--	--	1,100	<25	<50	<50	<50	22,000
	06/26/96	4.94	14.69	950	<0.5	<0.5	<0.5	<0.5	1,300
	(D) 06/26/96	--	--	980	<0.5	<0.5	<0.5	<0.5	1,400
	10/24/96	5.20	14.43	2,400	30	<50	<50	<50	9,400
	(D) 10/24/96	--	--	2,100	33	<50	<50	<50	9,400
	02/24/97	4.70	14.93	83,000	110	<100	<100	<100	110,000
	(D) 02/24/97	--	--	40,000	100	<25	<25	<25	110,000
	05/29/97	4.92	14.71	66,000	<2.5	<5.0	<5.0	<5.0	50,000
	(D) 05/29/97	--	--	56,000	190	<50	<50	<50	57,000
	07/16/97	5.55	14.08	24,000	<2.5	<5.0	<5.0	<5.0	26,000
	(D) 07/16/97	--	--	23,000	<50	<100	<100	<100	28,000
	08/22/97	4.87	14.76	420	<2.5	<5.0	<5.0	<5.0	9,400
	(D) 08/22/97	--	--	350	<2.5	<5.0	<5.0	<5.0	8,300
	11/07/97	4.87	14.76	420	<2.5	<5.0	<5.0	<5.0	9,400
	11/18/97 ¹	5.90	13.73	14,000	<0.5	<1	<1	<1	13,000
	12/09/97 ¹	4.05	15.58	41,000	<5	<10	<10	<10	37,000
	01/12/98	3.71	15.92	7,800	<2.5	<5.0	<5.0	<5.0	7,400
	(D) 01/12/98	--	--	7,800	<0.5	<1.0	<1.0	<1.0	7,300
	05/13/98	4.34	15.29	350	<0.5	<1.0	<1.0	<1.0	500
	(D) 05/13/98	--	--	430	<0.5	<1.0	<1.0	<1.0	480
	07/22/98	4.66	14.97	6,500	<0.5	<1.0	<1.0	<1.0	3,800
	(D) 07/22/98	--	--	6,500	<0.5	<1.0	<1.0	<1.0	3,900
	03/11/03 ²	4.99	14.64	--	--	--	--	--	--
	03/14/03 ³	5.02	14.61	<50	<0.50	<0.50	<0.50	<1.0	32
	06/16/03 ³	4.98	14.65	74 ⁴	<0.50	<0.50	<0.50	<1.0	30
MW-4									
20.91	11/04/92	5.21	15.70	100	1.9	<0.5	<0.5	<0.5	--
	(D) 11/04/92	--	--	91	1.8	<0.5	<0.5	<0.5	--
	04/07/94	6.20	14.71	<50	<0.5	<0.5	<0.5	<0.5	--
	(D) 04/07/94	--	--	81	0.5	1.0	2.6	7.4	--

Table 1
Groundwater Monitoring Data and Analytical Results
 Tosco (BP) Service Station #11106
 15199 Washington Avenue
 San Leandro, California

WELL ID/ TOC*(ft.)	DATE	DTW (ft.)	GWE (msl)	TPH-G (ppb)	B (ppb)	T (ppb)	E (ppb)	X (ppb)	MTBE (ppb)
MW-4	07/27/94	6.52	14.39	<50	<0.5	<0.5	<0.5	<0.5	--
(cont)	10/14/94	6.50	14.41	<50	<0.5	<0.5	<0.5	<0.5	--
	01/24/95	6.11	14.80	<50	<0.5	<0.5	<0.5	<1	--
	04/14/95	5.82	15.09	<50	<0.50	<0.50	<0.50	<1.0	--
	07/06/95	5.99	14.92	<50	<0.50	<0.50	<0.50	<1.0	--
	10/04/95	6.30	14.61	<50	<0.50	<0.50	<0.50	<1.0	66
	02/06/96	5.15	15.76	--	--	--	--	--	--
	04/10/96	5.95	14.96	<50	<0.5	<1	<1	<1	70
	06/26/96	5.07	15.84	--	--	--	--	--	--
	10/24/96	6.44	14.47	<50	<0.5	<1.0	<1.0	<1.0	23
	02/24/97	5.87	15.04	--	--	--	--	--	--
	05/29/97	8.12	12.79	<50	<0.5	<1.0	<1.0	<1.0	65
	07/16/97	6.77	14.14	90	2.9	8.7	2.4	10.2	<10
	08/22/97	8.03	12.88	--	--	--	--	--	--
	11/07/97	6.70	14.21	--	--	--	--	--	--
	01/12/98	4.12	16.79	<50	<0.5	<1.0	<1.0	<1.0	<10
	05/13/98	4.71	16.20	--	--	--	--	--	--
	07/22/98	5.04	15.87	80	<0.5	<1.0	<1.0	<1.0	<10
	03/11/03 ²	6.19	14.72	--	--	--	--	--	--
	03/14/03 ³	6.21	14.70	<50	<0.50	<0.50	<0.50	<1.0	34
	06/16/03 ³	6.16	14.75	140 ⁴	<0.50	<0.50	<0.50	<1.0	73
MW-5									
19.17	03/11/03 ²	5.44	13.73	--	--	--	--	--	--
	03/14/03 ³	5.42	13.75	<5,000	<50	<50	<50	<100	7,000
	06/16/03 ³	5.40	13.77	1,400 ⁴	12	<10	<10	<20	2,500
MW-6									
18.23	03/11/03 ²	4.12	14.11	--	--	--	--	--	--
	03/14/03 ³	4.46	13.77	<50	<0.50	<0.50	<0.50	<1.0	<2.0
	06/16/03 ³	4.34	13.89	<50	<0.50	<0.50	<0.50	<1.0	<2.0

Table 1
Groundwater Monitoring Data and Analytical Results
 Tosco (BP) Service Station #11106
 15199 Washington Avenue
 San Leandro, California

WELL ID/ TOC* (ft.)	DATE	DTW (ft.)	GWE (msl)	TPH-G (ppb)	B (ppb)	T (ppb)	E (ppb)	X (ppb)	MTBE (ppb)
MW-7									
18.04	03/11/03 ²	4.57	13.47	--	--	--	--	--	--
	03/14/03 ³	4.49	13.55	<50	<0.50	<0.50	<0.50	<1.0	<2.0
	06/16/03 ³	4.31	13.73	<50	<0.50	<0.50	<0.50	<1.0	<2.0
QC-2									
	11/04/92	--	--	<50	<0.5	<0.5	<0.5	<0.5	--
	04/07/94	--	--	<50	<0.5	<0.5	<0.5	<0.5	--
	07/27/94	--	--	<50	<0.5	<0.5	<0.5	<0.5	--
	10/14/94	--	--	<50	<0.5	<0.5	<0.5	<0.5	--
	01/24/95	--	--	<50	<0.5	<0.5	<0.5	<1	--
	04/14/95	--	--	<50	<0.50	<0.50	<0.50	<1.0	--
	07/06/95	--	--	<50	<0.50	<0.50	<0.50	<1.0	--
	10/04/95	--	--	<50	<0.50	<0.50	<0.50	<1.0	<5.0
	02/06/96	--	--	<50	<0.5	<1	<1	<1	<10
	04/10/96	--	--	<50	<0.5	<1	<1	<1	<10
	06/26/96	--	--	<50	<0.5	<0.5	<0.5	<0.5	<10
TRIP BLANK									
QA	03/14/03 ³	--	--	<50	<0.50	<0.50	<0.50	<1.0	<2.0
	06/16/03 ³	--	--	<50	<0.50	<0.50	<0.50	<1.0	<2.0

Table 1
Groundwater Monitoring Data and Analytical Results
Tosco (BP) Service Station #11106
15199 Washington Avenue
San Leandro, California

EXPLANATIONS:

Groundwater monitoring data and laboratory analytical results prior to March 11, 2003, were compiled from reports prepared by Alisto Engineers, Inc.

TOC = Top of Casing
(ft.) = Feet

DTW = Depth to Water

GWE = Groundwater Elevation

(msl) = Mean sea level

TPH-G = Total Petroleum Hydrocarbons as Gasoline

B = Benzene

T = Toluene

E = Ethylbenzene

X = Xylenes

MTBE = Methyl tertiary butyl ether

(ppb) = Parts per billion

-- = Not Measured/Not Analyzed

(D) = Duplicate

QA = Quality Assurance/Trip Blank

* TOC elevations surveyed relative to an elevation of 18.409 feet above msl.

¹ Samples collected after overpurging.

² Well development performed.

³ TPH-G, BTEX, and MTBE by EPA Method 8260.

⁴ Laboratory report indicates a hydrocarbon pattern is present in the requested fuel quantitation range but does not resemble the pattern of the requested fuel.

Table 2
Dissolved Oxygen Concentrations
Tosco (BP) Service Station #11106
15199 Washington Avenue
San Leandro, California

WELL ID	DATE	PRE-PURGE (mg/L)	POST-PURGE (mg/L)
MW-1	04/07/94	7.1	--
	07/27/94	2.3	--
	10/14/94	3.0	--
	01/24/95	5.5	--
	04/14/95	8.2	--
	07/06/95	5.1	--
	10/04/95	2.9	--
	04/10/96	3.9	--
	10/24/96	2.5	--
	05/29/97	2.4	--
	07/16/97	2.0	--
	01/12/98	2.7	--
	07/22/98	3.8	--
	03/11/03	0.6	0.4
	03/14/03	1.8	1.6
06/16/03	1.2	0.9	
MW-2	04/07/94	3.8	--
	07/27/94	1.8	--
	10/14/94	2.4	--
	04/14/95	8.4	--
	07/06/95	5.0	--
	10/04/95	4.0	--
	04/10/96	7.5	--
	10/24/96	2.2	--
	05/29/97	2.2	--
	07/16/97	2.5	--
	01/12/98	2.6	--
	07/22/98	4.0	--
	03/11/03	1.8	1.2
	03/14/03	2.4	1.8
	06/16/03	1.5	1.2
MW-3	04/07/94	3.1	--
	07/27/94	1.7	--
	07/27/94	--	--
	10/14/94	2.4	--
	04/14/95	8.1	--
	07/06/95	4.0	--
	10/04/95	1.4	--
	02/06/96	1.4	--
	04/10/96	7.4	--
	06/26/96	1.2	--
	10/24/96	2.0	--
	02/24/97	2.3	--

Table 2
Dissolved Oxygen Concentrations
 Tosco (BP) Service Station #11106
 15199 Washington Avenue
 San Leandro, California

WELL ID	DATE	PRE-PURGE (mg/L)	POST-PURGE (mg/L)
MW-3 (cont)	05/29/97	2.4	--
	07/16/97	2.5	--
	08/22/97	2.3	--
	11/07/97	2.3	--
	01/12/98	3.2	--
	05/13/98	4.1	--
	07/22/98	4.4	--
	03/11/03	0.8	0.9
	03/14/03	1.9	1.3
	06/16/03	1.6	1.9
MW-4	04/07/1994	5.0	--
	07/27/1994	2.0	--
	10/14/1994	2.8	--
	04/14/1995	8.3	--
	07/06/1995	5.1	--
	10/04/1995	3.2	--
	04/10/1996	7.5	--
	10/24/1996	3.9	--
	05/29/1997	2.4	--
	07/16/1997	2.2	--
	01/12/1998	3.2	--
	07/22/1998	3.6	--
	03/11/03	1.1	1.4
	03/14/03	2.6	2.8
	06/16/03	1.2	1.6
MW-5	03/11/03	0.4	0.6
	03/14/03	2.6	1.9
	06/16/03	0.5	0.7
MW-6	03/11/03	0.7	0.9
	03/14/03	1.6	1.4
	06/16/03	0.9	1.1
MW-7	03/11/03	0.9	0.6
	03/14/03	2.0	1.5
	06/16/03	0.6	0.9

Table 2
Dissolved Oxygen Concentrations
Tosco (BP) Service Station #11106
15199 Washington Avenue
San Leandro, California

EXPLANATIONS:

Dissolved oxygen concentrations prior to March 11, 2003, were provided by Alisto Engineers, Inc.

(mg/L) = Milligrams per liter

-- = Not Measured

Table 3
Groundwater Analytical Results - Oxygenate Compounds
 Tosco (BP) Service Station #11106
 15199 Washington Avenue
 San Leandro, California

WELL ID	DATE	ETHANOL (ppb)	TBA (ppb)	MTBE (ppb)	DIPE (ppb)	ETBE (ppb)	TAME (ppb)	1,2-DCA (ppb)	EDB (ppb)
MW-1	03/14/03	<500	<100	<2.0	<2.0	<2.0	<2.0	<2.0	<2.0
	06/16/03	<500	<100	<2.0	<2.0	<2.0	<2.0	<2.0	<2.0
MW-2	03/14/03	<500	<100	<2.0	2.3	<2.0	<2.0	<2.0	<2.0
	06/16/03	<500	<100	<2.0	11	<2.0	<2.0	<2.0	<2.0
MW-3	03/14/03	<500	<100	32	2.2	<2.0	<2.0	<2.0	<2.0
	06/16/03	<500	<100	30	3.2	<2.0	<2.0	<2.0	<2.0
MW-4	03/14/03	<500	<100	34	<2.0	<2.0	<2.0	<2.0	<2.0
	06/16/03	<500	<100	73	<2.0	<2.0	<2.0	<2.0	<2.0
MW-5	03/14/03	<50,000	<10,000	7,000	<200	<200	<200	<200	<200
	06/16/03	<10,000	<2,000	2,500	<40	<40	<40	<40	<40
MW-6	03/14/03	<500	<100	<2.0	<2.0	<2.0	<2.0	<2.0	<2.0
	06/16/03	<500	<100	<2.0	<2.0	<2.0	<2.0	<2.0	<2.0
MW-7	03/14/03	<500	<100	<2.0	<2.0	<2.0	<2.0	<2.0	<2.0
	06/16/03	<500	<100	<2.0	<2.0	<2.0	<2.0	<2.0	<2.0

Table 3
Groundwater Analytical Results - Oxygenate Compounds
Tosco (BP) Service Station #11106
15199 Washington Avenue
San Leandro, California

EXPLANATIONS:

TBA = Tertiary butyl alcohol
MTBE = Methyl tertiary butyl ether
DIPE = Di-isopropyl ether
ETBE = Ethyl tertiary butyl ether
TAME = Tertiary amyl methyl ether
1,2-DCA = 1,2-Dichloroethane
EDB = Ethylene dibromide
(ppb) = Parts per billion

ANALYTICAL METHOD:

EPA Method 8260 for Oxygenate Compounds

STANDARD OPERATING PROCEDURE - GROUNDWATER SAMPLING

Gettler-Ryan Inc. field personnel adhere to the following procedures for the collection and handling of groundwater samples prior to analysis by the analytical laboratory. Prior to sample collection, the type of analysis to be performed is determined. Loss prevention of volatile compounds is controlled and sample preservation for subsequent analysis is maintained.

Prior to sampling, the presence or absence of free-phase hydrocarbons is determined using an interface probe. Product thickness, if present, is measured to the nearest 0.01 foot and is noted in the field notes. In addition, all depth to water level measurements are collected with a static water level indicator and are also recorded in the field notes, prior to purging and sampling any wells.

After water levels are collected and prior to sampling, temperature, pH and electrical conductivity are measured. If purging is to occur, each well is purged a minimum of three well casing volumes of water using pre-cleaned pumps (stack, suction, Grundfos), or disposable bailers. The measurements are taken a minimum of three times during the purging. Purging continues until these parameters stabilize.

Groundwater samples are collected using disposable bailers. The water samples are transferred from the bailer into appropriate containers. Pre-preserved containers, supplied by analytical laboratories, are used when possible. When pre-preserved containers are not available, the laboratory is instructed to preserve the sample as appropriate. Duplicate samples are collected for the laboratory to use in maintaining quality assurance/quality control standards. The samples are labeled to include the job number, sample identification, collection date and time, analysis, preservation (if any), and the sample collector's initials. The water samples are placed in a cooler, maintained at 4°C for transport to the laboratory. Once collected in the field, all samples are maintained under chain of custody until delivered to the laboratory.

The chain of custody document includes the job number, type of preservation, if any, analysis requested, sample identification, date and time collected, and the sample collector's name. The chain of custody is signed and dated (including time of transfer) by each person who receives or surrenders the samples, beginning with the field personnel and ending with the laboratory personnel.

A laboratory supplied trip blank accompanies each sampling set and is labeled as QA. For sampling sets greater than 20 samples, 5% trip blanks are included. The trip blank is analyzed for some or all of the same compounds as the groundwater samples.

As requested by ConocoPhillips Company, the purge water and decontamination water generated during sampling activities is transported to ConocoPhillips - San Francisco Refinery, located in Rodeo, California.



GETTLER - RYAN INC.

WELL MONITORING/SAMPLING FIELD DATA SHEET

Client/Facility #: ConocoPhillips #11106 Job Number: 180310
 Site Address: 15199 Washington Avenue Event Date: 6/16/03 (inclusive)
 City: San Leandro, CA Sampler: Vantkos

Well ID: MW-1 Date Monitored: 6/16/03 Well Condition: OK

Well Diameter: 2 in.
 Total Depth: 19.59 ft.
 Depth to Water: 7.23 ft.
12.36 x VF 0.17 = 2.10 x3 (case volume) = Estimated Purge Volume: 6.5 gal.

Volume	3/4"= 0.02	1"= 0.04	2"= 0.17	3"= 0.38
Factor (VF)	4"= 0.66	5"= 1.02	6"= 1.50	12"= 5.80

Purge Equipment:

Disposable Bailer
 Stainless Steel Bailer _____
 Stack Pump _____
 Suction Pump _____
 Grundfos _____
 Other: _____

Sampling Equipment:

Disposable Bailer
 Pressure Bailer _____
 Discrete Bailer _____
 Other: _____

Time Started: _____ (2400 hrs)
 Time Bailed: _____ (2400 hrs)
 Depth to Product: _____ ft
 Depth to Water: _____ ft
 Hydrocarbon Thickness: Ø ft
 Visual Confirmation/Description: _____
 Skimmer / Absorbant Sock (circle one)
 Amt Removed from Skimmer: _____ gal
 Amt Removed from Well: _____ gal
 Product Transferred to: _____

Start Time (purge): 1135 Weather Conditions: clear
 Sample Time/Date: 1158 6/16/03 Water Color: brn Odor: _____
 Purging Flow Rate: _____ gpm. Sediment Description: slt
 Did well de-water? no If yes, Time: _____ Volume: _____ gal.

Time (2400 hr.)	Volume (gal.)	pH	Conductivity (umhos/cm)	Temperature (°F)	D.O. (mg/L)	ORP (mV)
<u>1139</u>	<u>2</u>	<u>7.51</u>	<u>1208</u>	<u>68.0</u>	<u>1.2 pre.</u>	
<u>1144</u>	<u>4</u>	<u>7.43</u>	<u>1196</u>	<u>68.4</u>		
<u>1150</u>	<u>6.5</u>	<u>7.40</u>	<u>1192</u>	<u>68.3</u>	<u>0.9 post</u>	
_____	_____	_____	_____	_____	_____	_____

LABORATORY INFORMATION

SAMPLE ID	(#) CONTAINER	REFRIG.	PRESERV. TYPE	LABORATORY	ANALYSES
<u>MW-1</u>	<u>3x vov vial</u>	<u>YES</u>	<u>HCL</u>	<u>STL Pleasanton</u>	<u>TPH-G/BTEX/MTBE/8 Oxy's(8260)</u>
_____	_____	_____	_____	_____	_____
_____	_____	_____	_____	_____	_____
_____	_____	_____	_____	_____	_____

COMMENTS:

Add/Replaced Lock: _____ Add/Replaced Plug: _____ Size: _____



GETTLER - RYAN INC.

WELL MONITORING/SAMPLING FIELD DATA SHEET

Client/Facility #: ConocoPhillips #11106 Job Number: 180310
 Site Address: 15199 Washington Avenue Event Date: 6/16/03 (inclusive)
 City: San Leandro, CA Sampler: Vantkes

Well ID: MW-2 Date Monitored: 6/16/03 Well Condition: OK
 Well Diameter: 2 in.
 Total Depth: 13.07 ft.
 Depth to Water: 7.10 ft.
 $5.97 \times VF \ 0.17 = 1.01 \times 3 \text{ (case volume)} = \text{Estimated Purge Volume: } \underline{3} \text{ gal.}$

Volume	3/4"= 0.02	1"= 0.04	2"= 0.17	3"= 0.38
Factor (VF)	4"= 0.66	5"= 1.02	6"= 1.50	12"= 5.80

Purge Equipment:
 Disposable Bailer
 Stainless Steel Bailer _____
 Stack Pump _____
 Suction Pump _____
 Grundfos _____
 Other: _____

Sampling Equipment:
 Disposable Bailer
 Pressure Bailer _____
 Discrete Bailer _____
 Other: _____

Time Started: _____ (2400 hrs)
 Time Bailed: _____ (2400 hrs)
 Depth to Product: _____ ft
 Depth to Water: _____ ft
 Hydrocarbon Thickness: Ø ft
 Visual Confirmation/Description: _____
 Skimmer / Absorbant Sock (circle one)
 Amt Removed from Skimmer: _____ gal
 Amt Removed from Well: _____ gal
 Product Transferred to: _____

Start Time (purge): 1220 Weather Conditions: Clear
 Sample Time/Date: 1235/6/16/03 Water Color: Clear Odor: _____
 Purging Flow Rate: _____ gpm. Sediment Description: _____
 Did well de-water? no If yes, Time: _____ Volume: _____ gal.

Time (2400 hr.)	Volume (gal.)	pH	Conductivity (µmhos/cm)	Temperature (°F)	D.O. (mg/L)	ORP (mV)
<u>1222</u>	<u>1</u>	<u>7.56</u>	<u>1244</u>	<u>68.2</u>	<u>1.5</u>	<u>pre.</u>
<u>1225</u>	<u>2</u>	<u>7.47</u>	<u>1237</u>	<u>68.5</u>		
<u>1229</u>	<u>3</u>	<u>7.44</u>	<u>1232</u>	<u>68.7</u>	<u>1.2</u>	<u>post.</u>
_____	_____	_____	_____	_____	_____	_____

LABORATORY INFORMATION

SAMPLE ID	(#) CONTAINER	REFRIG.	PRESERV. TYPE	LABORATORY	ANALYSES
<u>MW-2</u>	<u>3</u> x voa vial	<u>YES</u>	<u>HCL</u>	<u>STL Pleasanton</u>	<u>TPH-G/BTEX/MTBE/8 Oxy's(8260)</u>
_____	_____	_____	_____	_____	_____
_____	_____	_____	_____	_____	_____
_____	_____	_____	_____	_____	_____

COMMENTS: _____

Add/Replaced Lock: _____ Add/Replaced Plug: _____ Size: _____



GETTLER - RYAN INC.

WELL MONITORING/SAMPLING FIELD DATA SHEET

Client/Facility #: ConocoPhillips #11106 Job Number: 180310
 Site Address: 15199 Washington Avenue Event Date: 6/16/03 (inclusive)
 City: San Leandro, CA Sampler: Vautkes

Well ID: MW-3 Date Monitored: 6/16/03 Well Condition: DR
 Well Diameter: 2 in.
 Total Depth: 14.36 ft.
 Depth to Water: 7.98 ft.
9.38 xVF = 1.59 x3 (case volume) = Estimated Purge Volume: 4.5 gal.

Volume	3/4"= 0.02	1"= 0.04	2"= 0.17	3"= 0.38
Factor (VF)	4"= 0.66	5"= 1.02	6"= 1.50	12"= 5.80

Purge Equipment:

Disposable Bailer
 Stainless Steel Bailer _____
 Stack Pump _____
 Suction Pump _____
 Grundfos _____
 Other: _____

Sampling Equipment:

Disposable Bailer
 Pressure Bailer _____
 Discrete Bailer _____
 Other: _____

Time Started: _____ (2400 hrs)
 Time Bailed: _____ (2400 hrs)
 Depth to Product: _____ ft
 Depth to Water: _____ ft
 Hydrocarbon Thickness: 2 ft
 Visual Confirmation/Description: _____
 Skimmer / Absorbent Sock (circle one)
 Amt Removed from Skimmer: _____ gal
 Amt Removed from Well: _____ gal
 Product Transferred to: _____

Start Time (purge): 12:55 Weather Conditions: Clear
 Sample Time/Date: 13:15/16/03 Water Color: drk. bro. Odor: _____
 Purging Flow Rate: _____ gpm. Sediment Description: Sand
 Did well de-water? no If yes, Time: _____ Volume: _____ gal.

Time (2400 hr.)	Volume (gal.)	pH	Conductivity (umhos/cm)	Temperature (C/D)	D.O. (mg/L)	ORP (mV)
<u>1258</u>	<u>1.5</u>	<u>7.64</u>	<u>1162</u>	<u>68.7</u>	<u>1.6</u>	<u>Pre.</u>
<u>1302</u>	<u>3</u>	<u>7.53</u>	<u>1150</u>	<u>69.1</u>		
<u>1307</u>	<u>4.5</u>	<u>7.49</u>	<u>1153</u>	<u>69.3</u>	<u>1.9</u>	<u>post.</u>
_____	_____	_____	_____	_____	_____	_____

LABORATORY INFORMATION

SAMPLE ID	(#) CONTAINER	REFRIG.	PRESERV. TYPE	LABORATORY	ANALYSES
<u>MW-3</u>	<u>3 x vov vial</u>	<u>YES</u>	<u>HCL</u>	<u>STL Pleasanton</u>	<u>TPH-G/BTEX/MTBE/8 Oxy's(8260)</u>
_____	_____	_____	_____	_____	_____
_____	_____	_____	_____	_____	_____
_____	_____	_____	_____	_____	_____

COMMENTS: well has no lid. see picture.

Add/Replaced Lock: _____ Add/Replaced Plug: _____ Size: _____



GETTLER-RYAN INC.

WELL MONITORING/SAMPLING FIELD DATA SHEET

Client/Facility #: ConocoPhillips #11106 Job Number: 180310
 Site Address: 15199 Washington Avenue Event Date: 6/16/03 (inclusive)
 City: San Leandro, CA Sampler: Vatkes

Well ID: MW-4 Date Monitored: 6/16/03 Well Condition: OK

Well Diameter: 2 in.

Total Depth: 15.04 ft.

Depth to Water: 6.16 ft.

Volume	3/4"= 0.02	1"= 0.04	2"= 0.17	3"= 0.38
Factor (VF)	4"= 0.66	5"= 1.02	6"= 1.50	12"= 5.80

8.88 xVF 0.17 = 1.50 x3 (case volume) = Estimated Purge Volume: 4.5 gal.

Purge Equipment:

Disposable Bailer
 Stainless Steel Bailer _____
 Stack Pump _____
 Suction Pump _____
 Grundfos _____
 Other: _____

Sampling Equipment:

Disposable Bailer
 Pressure Bailer _____
 Discrete Bailer _____
 Other: _____

Time Started: _____ (2400 hrs)
 Time Bailed: _____ (2400 hrs)
 Depth to Product: _____ ft
 Depth to Water: _____ ft
 Hydrocarbon Thickness: φ ft
 Visual Confirmation/Description: _____
 Skimmer / Absorbent Sock (circle one)
 Amt Removed from Skimmer: _____ gal
 Amt Removed from Well: _____ gal
 Product Transferred to: _____

Start Time (purge): 1337 Weather Conditions: clear

Sample Time/Date: 1400/6/16/03 Water Color: dk brn. Odor: _____

Purging Flow Rate: _____ gpm. Sediment Description: silt (little)

Did well de-water? no If yes, Time: _____ Volume: _____ gal.

Time (2400 hr.)	Volume (gal.)	pH	Conductivity (u mhos/cm)	Temperature (°C)	D.O. (mg/L)	ORP (mV)
<u>1341</u>	<u>1.5</u>	<u>7.74</u>	<u>1218</u>	<u>70.1</u>	<u>1.2</u>	<u>pre.</u>
<u>1346</u>	<u>3</u>	<u>7.61</u>	<u>1213</u>	<u>70.4</u>		
<u>1352</u>	<u>4.5</u>	<u>7.57</u>	<u>1211</u>	<u>70.3</u>	<u>1.6</u>	<u>post.</u>
_____	_____	_____	_____	_____	_____	_____
_____	_____	_____	_____	_____	_____	_____

LABORATORY INFORMATION

SAMPLE ID	(#) CONTAINER	REFRIG.	PRESERV. TYPE	LABORATORY	ANALYSES
<u>MW-4</u>	<u>3</u> x vov vial	<u>YES</u>	<u>HCL</u>	<u>STL Pleasanton</u>	<u>TPH-G/BTEX/MTBE/8 Oxy's(8260)</u>
_____	_____	_____	_____	_____	_____
_____	_____	_____	_____	_____	_____
_____	_____	_____	_____	_____	_____

COMMENTS:

Add/Replaced Lock: _____ Add/Replaced Plug: _____ Size: _____



GETTLER - RYAN INC.

WELL MONITORING/SAMPLING FIELD DATA SHEET

Client/Facility #: ConocoPhillips #11106 Job Number: 180310
 Site Address: 15199 Washington Avenue Event Date: 6/16/03 (inclusive)
 City: San Leandro, CA Sampler: Vortex

Well ID: MW-5 Date Monitored: 6/16/03 Well Condition: OK

Well Diameter: 2 in.
 Total Depth: 22.49 ft.
 Depth to Water: 5.40 ft.
17.09

Volume	3/4" = 0.02	1" = 0.04	2" = 0.17	3" = 0.38
Factor (VF)	4" = 0.66	5" = 1.02	6" = 1.50	12" = 5.80

xVF 0.17 = 2.90 x3 (case volume) = Estimated Purge Volume: 9 gal.

Purge Equipment:

Disposable Bailer ✓
 Stainless Steel Bailer _____
 Stack Pump _____
 Suction Pump _____
 Grundfos _____
 Other: _____

Sampling Equipment:

Disposable Bailer ✓
 Pressure Bailer _____
 Discrete Bailer _____
 Other: _____

Time Started: _____ (2400 hrs)
 Time Bailed: _____ (2400 hrs)
 Depth to Product: _____ ft
 Depth to Water: _____ ft
 Hydrocarbon Thickness: Ø ft
 Visual Confirmation/Description: _____
 Skimmer / Absorbant Sock (circle one)
 Amt Removed from Skimmer: _____ gal
 Amt Removed from Well: _____ gal
 Product Transferred to: _____

Start Time (purge): 1040 Weather Conditions: clear
 Sample Time/Date: 11016/16/03 Water Color: clear Odor: _____
 Purging Flow Rate: _____ gpm. Sediment Description: _____
 Did well de-water? no If yes, Time: _____ Volume: _____ gal.

Time (2400 hr.)	Volume (gal.)	pH	Conductivity (u mhos/cm)	Temperature (°F)	D.O. (mg/L)	ORP (mV)
<u>1046</u>	<u>3</u>	<u>7.92</u>	<u>1245</u>	<u>68.2</u>	<u>0.5</u>	<u>pre</u>
<u>1053</u>	<u>6</u>	<u>7.81</u>	<u>1234</u>	<u>68.6</u>	<u>0.5</u>	
<u>1100</u>	<u>9</u>	<u>7.74</u>	<u>1230</u>	<u>68.7</u>	<u>0.7</u>	<u>post</u>
_____	_____	_____	_____	_____	_____	_____
_____	_____	_____	_____	_____	_____	_____

LABORATORY INFORMATION

SAMPLE ID	(#) CONTAINER	REFRIG.	PRESERV. TYPE	LABORATORY	ANALYSES
<u>MW-5</u>	<u>3</u> x vov vial	<u>YES</u>	<u>HCL</u>	<u>STL Pleasanton</u>	<u>TPH-G/BTEX/MTBE/8 Oxy's(8260)</u>
_____	_____	_____	_____	_____	_____
_____	_____	_____	_____	_____	_____
_____	_____	_____	_____	_____	_____

COMMENTS:

Add/Replaced Lock: _____

Add/Replaced Plug: _____ Size: _____



GETTLER - RYAN INC.

WELL MONITORING/SAMPLING FIELD DATA SHEET

Client/Facility #: ConocoPhillips #11106 Job Number: 180310
 Site Address: 15199 Washington Avenue Event Date: 6/16/03 (inclusive)
 City: San Leandro, CA Sampler: Vortex

Well ID: MW-6 Date Monitored: 6/16/03 Well Condition: OK

Well Diameter: 2 in.

Total Depth: 20.87 ft.

Depth to Water: 4.34 ft.

Volume	3/4" = 0.02	1" = 0.04	2" = 0.17	3" = 0.38
Factor (VF)	4" = 0.66	5" = 1.02	6" = 1.50	12" = 5.80

16.53 xVF 0.17 = 2.81 x3 (case volume) = Estimated Purge Volume: 8.5 gal.

Purge Equipment:

Disposable Bailer
 Stainless Steel Bailer _____
 Stack Pump _____
 Suction Pump _____
 Grundfos _____
 Other: _____

Sampling Equipment:

Disposable Bailer
 Pressure Bailer _____
 Discrete Bailer _____
 Other: _____

Time Started:	_____ (2400 hrs)
Time Bailed:	_____ (2400 hrs)
Depth to Product:	_____ ft
Depth to Water:	_____ ft
Hydrocarbon Thickness:	<u>0</u> ft
Visual Confirmation/Description:	_____
Skimmer / Absorbant Sock (circle one)	_____
Amt Removed from Skimmer:	_____ gal
Amt Removed from Well:	_____ gal
Product Transferred to:	_____

Start Time (purge): 1000 Weather Conditions: Clear
 Sample Time/Date: 1022 6/16/03 Water Color: drk brn. Odor: _____
 Purging Flow Rate: _____ gpm. Sediment Description: Sand
 Did well de-water? no If yes, Time: _____ Volume: _____ gal.

Time (2400 hr.)	Volume (gal.)	pH	Conductivity (u mhos/cm)	Temperature (C/D)	D.O. (mg/L)	ORP (mV)
<u>1005</u>	<u>3</u>	<u>7.81</u>	<u>732</u>	<u>67.8</u>	<u>0.9 pre.</u>	
<u>1010</u>	<u>6</u>	<u>7.67</u>	<u>723</u>	<u>68.1</u>		
<u>1016</u>	<u>8.5</u>	<u>7.60</u>	<u>720</u>	<u>68.3</u>	<u>1.1 post</u>	
_____	_____	_____	_____	_____	_____	_____

LABORATORY INFORMATION

SAMPLE ID	(#) CONTAINER	REFRIG.	PRESERV. TYPE	LABORATORY	ANALYSES
<u>MW-6</u>	<u>x voa vial</u>	<u>YES</u>	<u>HCL</u>	<u>STL Pleasanton</u>	<u>TPH-G/BTEX/MTBE/8 Oxy's(8260)</u>
_____	_____	_____	_____	_____	_____
_____	_____	_____	_____	_____	_____
_____	_____	_____	_____	_____	_____

COMMENTS:

Add/Replaced Lock: _____

Add/Replaced Plug: _____ Size: _____



GETTLER-RYAN INC.

WELL MONITORING/SAMPLING FIELD DATA SHEET

Client/Facility #: ConocoPhillips #11106 Job Number: 180310
 Site Address: 15199 Washington Avenue Event Date: 6/16/03 (inclusive)
 City: San Leandro, CA Sampler: Vankes

Well ID: MW-7 Date Monitored: 6/16/03 Well Condition: OK
 Well Diameter: 2 in.
 Total Depth: 22.48 ft.
 Depth to Water: 431 ft.
18.17 xVF 0.17 = 3.09 x3 (case volume) = Estimated Purge Volume: 9 gal.

Volume	3/4"= 0.02	1"= 0.04	2"= 0.17	3"= 0.38
Factor (VF)	4"= 0.66	5"= 1.02	6"= 1.50	12"= 5.80

Purge Equipment: Disposable Bailer Stainless Steel Bailer _____ Stack Pump _____ Suction Pump _____ Grundfos _____ Other: _____

Sampling Equipment: Disposable Bailer Pressure Bailer _____ Discrete Bailer _____ Other: _____

Time Started: _____ (2400 hrs)
 Time Bailed: _____ (2400 hrs)
 Depth to Product: _____ ft
 Depth to Water: _____ ft
 Hydrocarbon Thickness: 0.9 ft
 Visual Confirmation/Description: _____
 Skimmer / Absorbent Sock (circle one)
 Amt Removed from Skimmer: _____ gal
 Amt Removed from Well: _____ gal
 Product Transferred to: _____

Start Time (purge): 0925 Weather Conditions: clear
 Sample Time/Date: 0945/6/16/03 Water Color: drk brn Odor: _____
 Purging Flow Rate: _____ gpm. Sediment Description: sand
 Did well de-water? no If yes, Time: _____ Volume: _____ gal.

Time (2400 hr.)	Volume (gal.)	pH	Conductivity (umhos/cm)	Temperature (°F)	D.O. (mg/L)	ORP (mV)
<u>0930</u>	<u>3</u>	<u>7.60</u>	<u>1480</u>	<u>65.9</u>	<u>0.6 pre.</u>	
<u>0935</u>	<u>6</u>	<u>7.50</u>	<u>1468</u>	<u>66.3</u>		
<u>0940</u>	<u>9</u>	<u>7.46</u>	<u>1461</u>	<u>66.5</u>	<u>0.9 post.</u>	
_____	_____	_____	_____	_____	_____	_____

LABORATORY INFORMATION

SAMPLE ID	(#) CONTAINER	REFRIG.	PRESERV. TYPE	LABORATORY	ANALYSES
					TPH-G/BTEX/MTBE/8 Oxy's(8260)
<u>MW-7</u>	<u>3 x voa vial</u>	<u>YES</u>	<u>HCL</u>	<u>STL Pleasanton</u>	
_____	_____	_____	_____	_____	
_____	_____	_____	_____	_____	
_____	_____	_____	_____	_____	

COMMENTS: _____
 Add/Replaced Lock: _____ Add/Replaced Plug: _____ Size: _____

2003-06-0517

Gettler-Ryan Inc., Chain-of-Custody

Tesco Corp./ Phillips 66 Co. 2000 Crow Canyon Place Suite 400 San Ramon, CA 94583	Facility Number <u>11106</u>	Laboratory Name <u>STL PLEASANTON</u> 75194
	Facility Address <u>15199 Washington Ave., San Leandro, CA</u>	Consultant <u>GETTLER-RYAN INC.</u> DEANNA L. HARDING
	Global ID <u>T0600100913</u> Project <u>180310.80</u>	Address <u>6747 SIERRA CT., SUITE J, DUBLIN, CA 94568</u>
	Client Contact <u>Liz Sewell</u>	Phone <u>925-551-7555</u> Fax <u>925-551-7899</u>
	Phone <u>916-558-7604</u>	Sample Collected by <u>Natkoos Tashiro</u>

SAMPLE ID	Number of Containers Matrix	S = Soil A = Air W = Water C = Chertool	Sample Preservation	Date/Time (2400 Hrs)	TPH-GAS/ETEX/MTBE EPA 8015/8021B	TPH-DESEL EPA 8015	TPH-DESEL w/Solvent 904 EPA 8015	TPH-GAS EPA 8015	TPH-GAS/ETEX/MTBE EPA 8260	OXYGENATES EPA 8260	METHANOL EPA 8015	TOTAL OIL & GREASE EPA 3320	METALS Cd, Cr, Pb, Zn, Ni	NITRATE/SULFATE/ALKALINITY EPA 300 SERIES	MMOC'S (8010) EPA 8021B	VOC'S (8240) EPA 8260	SVOC'S EPA 8270	Remarks
QA	1	W	C	6/16/03					X									4.1
MW-1	3	W	W	6/11/58					X	X								
MW-2	3	W	W	6/12/35					X	X								
MW-3	3	W	W	6/13/15					X	X								
MW-4	3	W	W	6/14/00					X	X								
MW-5	3	W	W	7/11/10					X	X								
MW-6	3	W	W	7/10/22					X	X								
MW-7	3	W	W	6/09/45					X	X								

- OXYGENATES 8260
- 1 - MTBE
 - 2 - TBA
 - 3 - TAME
 - 4 - DIPE
 - 5 - ETBE
 - 6 - 1,2-DCA
 - 7 - EDB
 - 8 - ETHANOL

Relinquished By (Signature) <i>[Signature]</i>	Organization G.R.	Date/Time 6/16/03	Received By (Signature) <i>[Signature]</i>	Organization G.R.	Date/Time 6/17/03	Load Y/N Y	Turn Around Time (Circle Choice) 24 Hrs. 48 Hrs. 72 Hrs. 5 Days 10 Days As Contracted
Relinquished By (Signature) <i>[Signature]</i>	Organization SPLS.P	Date/Time 6/17/03	Received By (Signature) <i>[Signature]</i>	Organization G.R.	Date/Time 6/17/03	Load Y/N Y	
Relinquished By (Signature) <i>[Signature]</i>	Organization SPLS.P	Date/Time 6/17/03	Received For Laboratory By (Signature) <i>[Signature]</i>	Organization G.R.	Date/Time 6/17/03	Load Y/N Y	

FILE NAME: P:\Chain-of-Custody\036-recap\036-recap.rpt | Layout: Job_Mat1.rpt

Gettler Ryan

July 09, 2003

6747 Sierra Court Suite J
Dublin, CA 94568

Attn.: Deanna Harding

Project#: 180310.80

Project: Tosco #11106

Site: 15199 Washington Ave., San Leandro

REC'D
JUL 10 2003
GETTLER RYAN INC
15199 WASHINGTON AVE
SAN LEANDRO CA 94577

Dear Ms. Harding,

Attached is our report for your samples received on 06/17/2003 14:15


This report has been reviewed and approved for release. Reproduction of this report is permitted only in its entirety.

Please note that any unused portion of the samples will be discarded after 08/01/2003 unless you have requested otherwise.

We appreciate the opportunity to be of service to you. If you have any questions, please call me at (925) 484-1919.

You can also contact me via email. My email address is: tgranicher@stl-inc.com

Sincerely,



Tod Granicher
Project Manager

Gas/BTEX Fuel Oxygenates by 8260B

Gettler Ryan

Attn.: Deanna Harding

6747 Sierra Court Suite J

Dublin, CA 94568

Phone: (925) 551-7444 Fax: (925) 551-7899

Project: 180310.80

Tosco #11106

Received: 06/17/2003 14:15

Site: 15199 Washington Ave., San Leandro

Samples Reported

Sample Name	Date Sampled	Matrix	Lab #
QA	06/16/2003	Water	1
MW-1	06/16/2003 11:58	Water	2
MW-2	06/16/2003 12:35	Water	3
MW-3	06/16/2003 13:15	Water	4
MW-4	06/16/2003 14:00	Water	5
MW-5	06/16/2003 11:10	Water	6
MW-6	06/16/2003 10:22	Water	7
MW-7	06/16/2003 09:45	Water	8

Gas/BTEX Fuel Oxygenates by 8260B

Gettler Ryan

Attn.: Deanna Harding

6747 Sierra Court Suite J

Dublin, CA 94568

Phone: (925) 551-7444 Fax: (925) 551-7899

Project: 180310.80

Tosco #11106

Received: 06/17/2003 14:15

Site: 15199 Washington Ave., San Leandro

Prep(s): 5030B	Test(s): 8260FAB
Sample ID: QA	Lab ID: 2003-06-0517 - 1
Sampled: 06/16/2003	Extracted: 6/27/2003 12:46
Matrix: Water	QC Batch#: 2003/06/27-01.64

Compound	Conc.	RL	Unit	Dilution	Analyzed	Flag
Gasoline	ND	50	ug/L	1.00	06/27/2003 12:46	
Benzene	ND	0.50	ug/L	1.00	06/27/2003 12:46	
Toluene	ND	0.50	ug/L	1.00	06/27/2003 12:46	
Ethylbenzene	ND	0.50	ug/L	1.00	06/27/2003 12:46	
Total xylenes	ND	1.0	ug/L	1.00	06/27/2003 12:46	
Methyl tert-butyl ether (MTBE)	ND	2.0	ug/L	1.00	06/27/2003 12:46	
Surrogates(s)						
1,2-Dichloroethane-d4	105.0	76-114	%	1.00	06/27/2003 12:46	
Toluene-d8	96.7	88-110	%	1.00	06/27/2003 12:46	

Gas/BTEX Fuel Oxygenates by 8260B

Gettler Ryan

Attn.: Deanna Harding

6747 Sierra Court Suite J

Dublin, CA 94568

Phone: (925) 551-7444 Fax: (925) 551-7899

Project: 180310.80

Tosco #11106

Received: 06/17/2003 14:15

Site: 15199 Washington Ave., San Leandro

Prep(s):	5030B	Test(s):	8260FAB
Sample ID:	MW-1	Lab ID:	2003-06-0517 - 2
Sampled:	06/16/2003 11:58	Extracted:	6/27/2003 13:09
Matrix:	Water	QC Batch#:	2003/06/27-01.64

Compound	Conc.	RL	Unit	Dilution	Analyzed	Flag
Gasoline	ND	50	ug/L	1.00	06/27/2003 13:09	
Benzene	ND	0.50	ug/L	1.00	06/27/2003 13:09	
Toluene	ND	0.50	ug/L	1.00	06/27/2003 13:09	
Ethylbenzene	ND	0.50	ug/L	1.00	06/27/2003 13:09	
Total xylenes	ND	1.0	ug/L	1.00	06/27/2003 13:09	
tert-Butyl alcohol (TBA)	ND	100	ug/L	1.00	06/27/2003 13:09	
Methyl tert-butyl ether (MTBE)	ND	2.0	ug/L	1.00	06/27/2003 13:09	
Di-isopropyl Ether (DIPE)	ND	2.0	ug/L	1.00	06/27/2003 13:09	
Ethyl tert-butyl ether (ETBE)	ND	2.0	ug/L	1.00	06/27/2003 13:09	
tert-Amyl methyl ether (TAME)	ND	2.0	ug/L	1.00	06/27/2003 13:09	
1,2-DCA	ND	2.0	ug/L	1.00	06/27/2003 13:09	
EDB	ND	2.0	ug/L	1.00	06/27/2003 13:09	
Ethanol	ND	500	ug/L	1.00	06/27/2003 13:09	
Surrogates(s)						
1,2-Dichloroethane-d4	101.2	76-114	%	1.00	06/27/2003 13:09	
Toluene-d8	96.5	88-110	%	1.00	06/27/2003 13:09	

Gas/BTEX Fuel Oxygenates by 8260B

Gettler Ryan

Attn.: Deanna Harding

6747 Sierra Court Suite J

Dublin, CA 94568

Phone: (925) 551-7444 Fax: (925) 551-7899

Project: 180310.80

Tosco #11106

Received: 06/17/2003 14:15

Site: 15199 Washington Ave., San Leandro

Prep(s): 5030B	Test(s): 8260FAB
Sample ID: MW-2	Lab ID: 2003-06-0517 - 3
Sampled: 06/16/2003 12:35	Extracted: 6/27/2003 13:31
Matrix: Water	QC Batch#: 2003/06/27-01.64

Compound	Conc.	RL	Unit	Dilution	Analyzed	Flag
Gasoline	ND	50	ug/L	1.00	06/27/2003 13:31	
Benzene	ND	0.50	ug/L	1.00	06/27/2003 13:31	
Toluene	ND	0.50	ug/L	1.00	06/27/2003 13:31	
Ethylbenzene	ND	0.50	ug/L	1.00	06/27/2003 13:31	
Total xylenes	ND	1.0	ug/L	1.00	06/27/2003 13:31	
tert-Butyl alcohol (TBA)	ND	100	ug/L	1.00	06/27/2003 13:31	
Methyl tert-butyl ether (MTBE)	ND	2.0	ug/L	1.00	06/27/2003 13:31	
Di-isopropyl Ether (DIPE)	11	2.0	ug/L	1.00	06/27/2003 13:31	
Ethyl tert-butyl ether (ETBE)	ND	2.0	ug/L	1.00	06/27/2003 13:31	
tert-Amyl methyl ether (TAME)	ND	2.0	ug/L	1.00	06/27/2003 13:31	
1,2-DCA	ND	2.0	ug/L	1.00	06/27/2003 13:31	
EDB	ND	2.0	ug/L	1.00	06/27/2003 13:31	
Ethanol	ND	500	ug/L	1.00	06/27/2003 13:31	
Surrogates(s)						
1,2-Dichloroethane-d4	101.0	76-114	%	1.00	06/27/2003 13:31	
Toluene-d8	91.9	88-110	%	1.00	06/27/2003 13:31	

Gas/BTEX Fuel Oxygenates by 8260B

Gettler Ryan

Attn.: Deanna Harding

6747 Sierra Court Suite J

Dublin, CA 94568

Phone: (925) 551-7444 Fax: (925) 551-7899

Project: 180310.80

Tosco #11106

Received: 06/17/2003 14:15

Site: 15199 Washington Ave., San Leandro

Prep(s): 5030B	Test(s): 8260FAB
Sample ID: MW-3	Lab ID: 2003-06-0517 - 4
Sampled: 06/16/2003 13:15	Extracted: 6/27/2003 13:53
Matrix: Water	QC Batch#: 2003/06/27-01.64

Compound	Conc.	RL	Unit	Dilution	Analyzed	Flag
Gasoline	74	50	ug/L	1.00	06/27/2003 13:53	g
Benzene	ND	0.50	ug/L	1.00	06/27/2003 13:53	
Toluene	ND	0.50	ug/L	1.00	06/27/2003 13:53	
Ethylbenzene	ND	0.50	ug/L	1.00	06/27/2003 13:53	
Total xylenes	ND	1.0	ug/L	1.00	06/27/2003 13:53	
tert-Butyl alcohol (TBA)	ND	100	ug/L	1.00	06/27/2003 13:53	
Methyl tert-butyl ether (MTBE)	30	2.0	ug/L	1.00	06/27/2003 13:53	
Di-isopropyl Ether (DIPE)	3.2	2.0	ug/L	1.00	06/27/2003 13:53	
Ethyl tert-butyl ether (ETBE)	ND	2.0	ug/L	1.00	06/27/2003 13:53	
tert-Amyl methyl ether (TAME)	ND	2.0	ug/L	1.00	06/27/2003 13:53	
1,2-DCA	ND	2.0	ug/L	1.00	06/27/2003 13:53	
EDB	ND	2.0	ug/L	1.00	06/27/2003 13:53	
Ethanol	ND	500	ug/L	1.00	06/27/2003 13:53	
Surrogates(s)						
1,2-Dichloroethane-d4	103.3	76-114	%	1.00	06/27/2003 13:53	
Toluene-d8	95.6	88-110	%	1.00	06/27/2003 13:53	

Gas/BTEX Fuel Oxygenates by 8260B

Gettler Ryan

Attn.: Deanna Harding

6747 Sierra Court Suite J
Dublin, CA 94568
Phone: (925) 551-7444 Fax: (925) 551-7899

Project: 180310.80
Tosco #11106

Received: 06/17/2003 14:15

Site: 15199 Washington Ave., San Leandro

Prep(s):	5030B	Test(s):	8260FAB
Sample ID:	MW-4	Lab ID:	2003-06-0517 - 5
Sampled:	06/16/2003 14:00	Extracted:	6/27/2003 14:16
Matrix:	Water	QC Batch#:	2003/06/27-01.64

Compound	Conc.	RL	Unit	Dilution	Analyzed	Flag
Gasoline	140	50	ug/L	1.00	06/27/2003 14:16	g
Benzene	ND	0.50	ug/L	1.00	06/27/2003 14:16	
Toluene	ND	0.50	ug/L	1.00	06/27/2003 14:16	
Ethylbenzene	ND	0.50	ug/L	1.00	06/27/2003 14:16	
Total xylenes	ND	1.0	ug/L	1.00	06/27/2003 14:16	
tert-Butyl alcohol (TBA)	ND	100	ug/L	1.00	06/27/2003 14:16	
Methyl tert-butyl ether (MTBE)	73	2.0	ug/L	1.00	06/27/2003 14:16	
Di-isopropyl Ether (DIPE)	ND	2.0	ug/L	1.00	06/27/2003 14:16	
Ethyl tert-butyl ether (ETBE)	ND	2.0	ug/L	1.00	06/27/2003 14:16	
tert-Amyl methyl ether (TAME)	ND	2.0	ug/L	1.00	06/27/2003 14:16	
1,2-DCA	ND	2.0	ug/L	1.00	06/27/2003 14:16	
EDB	ND	2.0	ug/L	1.00	06/27/2003 14:16	
Ethanol	ND	500	ug/L	1.00	06/27/2003 14:16	
Surrogates(s)						
1,2-Dichloroethane-d4	103.3	76-114	%	1.00	06/27/2003 14:16	
Toluene-d8	96.2	88-110	%	1.00	06/27/2003 14:16	

Gas/BTEX Fuel Oxygenates by 8260B

Gettler Ryan

Attn.: Deanna Harding

6747 Sierra Court Suite J

Dublin, CA 94568

Phone: (925) 551-7444 Fax: (925) 551-7899

Project: 180310.80

Tosco #11106

Received: 06/17/2003 14:15

Site: 15199 Washington Ave., San Leandro

Prep(s): 5030B	Test(s): 8260FAB
Sample ID: MW-5	Lab ID: 2003-06-0517 - 6
Sampled: 06/16/2003 11:10	Extracted: 6/27/2003 23:07
Matrix: Water	QC Batch#: 2003/06/27-02.65
Analysis Flag: o (See Legend and Note Section)	

Compound	Conc.	RL	Unit	Dilution	Analyzed	Flag
Gasoline	1400	1000	ug/L	20.00	06/27/2003 23:07	g
Benzene	12	10	ug/L	20.00	06/27/2003 23:07	
Toluene	ND	10	ug/L	20.00	06/27/2003 23:07	
Ethylbenzene	ND	10	ug/L	20.00	06/27/2003 23:07	
Total xylenes	ND	20	ug/L	20.00	06/27/2003 23:07	
tert-Butyl alcohol (TBA)	ND	2000	ug/L	20.00	06/27/2003 23:07	
Methyl tert-butyl ether (MTBE)	2500	40	ug/L	20.00	06/27/2003 23:07	
Di-isopropyl Ether (DIPE)	ND	40	ug/L	20.00	06/27/2003 23:07	
Ethyl tert-butyl ether (ETBE)	ND	40	ug/L	20.00	06/27/2003 23:07	
tert-Amyl methyl ether (TAME)	ND	40	ug/L	20.00	06/27/2003 23:07	
1,2-DCA	ND	40	ug/L	20.00	06/27/2003 23:07	
EDB	ND	40	ug/L	20.00	06/27/2003 23:07	
Ethanol	ND	10000	ug/L	20.00	06/27/2003 23:07	
Surrogates(s)						
1,2-Dichloroethane-d4	104.8	76-114	%	20.00	06/27/2003 23:07	
Toluene-d8	96.5	88-110	%	20.00	06/27/2003 23:07	

Gas/BTEX Fuel Oxygenates by 8260B

Gettler Ryan

Attn.: Deanna Harding

6747 Sierra Court Suite J

Dublin, CA 94568

Phone: (925) 551-7444 Fax: (925) 551-7899

Project: 180310.80

Tosco #11106

Received: 06/17/2003 14:15

Site: 15199 Washington Ave., San Leandro

Prep(s): 5030B	Test(s): 8260FAB
Sample ID: MW-6	Lab ID: 2003-06-0517 - 7
Sampled: 06/16/2003 10:22	Extracted: 6/27/2003 23:30
Matrix: Water	QC Batch#: 2003/06/27-02.65

Compound	Conc.	RL	Unit	Dilution	Analyzed	Flag
Gasoline	ND	50	ug/L	1.00	06/27/2003 23:30	
Benzene	ND	0.50	ug/L	1.00	06/27/2003 23:30	
Toluene	ND	0.50	ug/L	1.00	06/27/2003 23:30	
Ethylbenzene	ND	0.50	ug/L	1.00	06/27/2003 23:30	
Total xylenes	ND	1.0	ug/L	1.00	06/27/2003 23:30	
tert-Butyl alcohol (TBA)	ND	100	ug/L	1.00	06/27/2003 23:30	
Methyl tert-butyl ether (MTBE)	ND	2.0	ug/L	1.00	06/27/2003 23:30	
Di-isopropyl Ether (DIPE)	ND	2.0	ug/L	1.00	06/27/2003 23:30	
Ethyl tert-butyl ether (ETBE)	ND	2.0	ug/L	1.00	06/27/2003 23:30	
tert-Amyl methyl ether (TAME)	ND	2.0	ug/L	1.00	06/27/2003 23:30	
1,2-DCA	ND	2.0	ug/L	1.00	06/27/2003 23:30	
EDB	ND	2.0	ug/L	1.00	06/27/2003 23:30	
Ethanol	ND	500	ug/L	1.00	06/27/2003 23:30	
Surrogates(s)						
1,2-Dichloroethane-d4	95.6	76-114	%	1.00	06/27/2003 23:30	
Toluene-d8	90.3	88-110	%	1.00	06/27/2003 23:30	

Gas/BTEX Fuel Oxygenates by 8260B

Gettler Ryan

Attn.: Deanna Harding

6747 Sierra Court Suite J

Dublin, CA 94568

Phone: (925) 551-7444 Fax: (925) 551-7899

Project: 180310.80

Tosco #11106

Received: 06/17/2003 14:15

Site: 15199 Washington Ave., San Leandro

Prep(s):	5030B	Test(s):	8260FAB
Sample ID:	MW-7	Lab ID:	2003-06-0517 - 8
Sampled:	06/16/2003 09:45	Extracted:	6/27/2003 23:52
Matrix:	Water	QC Batch#:	2003/06/27-02.65

Compound	Conc.	RL	Unit	Dilution	Analyzed	Flag
Gasoline	ND	50	ug/L	1.00	06/27/2003 23:52	
Benzene	ND	0.50	ug/L	1.00	06/27/2003 23:52	
Toluene	ND	0.50	ug/L	1.00	06/27/2003 23:52	
Ethylbenzene	ND	0.50	ug/L	1.00	06/27/2003 23:52	
Total xylenes	ND	1.0	ug/L	1.00	06/27/2003 23:52	
tert-Butyl alcohol (TBA)	ND	100	ug/L	1.00	06/27/2003 23:52	
Methyl tert-butyl ether (MTBE)	ND	2.0	ug/L	1.00	06/27/2003 23:52	
Di-isopropyl Ether (DIPE)	ND	2.0	ug/L	1.00	06/27/2003 23:52	
Ethyl tert-butyl ether (ETBE)	ND	2.0	ug/L	1.00	06/27/2003 23:52	
tert-Amyl methyl ether (TAME)	ND	2.0	ug/L	1.00	06/27/2003 23:52	
1,2-DCA	ND	2.0	ug/L	1.00	06/27/2003 23:52	
EDB	ND	2.0	ug/L	1.00	06/27/2003 23:52	
Ethanol	ND	500	ug/L	1.00	06/27/2003 23:52	
Surrogates(s)						
1,2-Dichloroethane-d4	88.1	76-114	%	1.00	06/27/2003 23:52	
Toluene-d8	98.2	88-110	%	1.00	06/27/2003 23:52	

Gas/BTEX Fuel Oxygenates by 8260B

Gettler Ryan

Attn.: Deanna Harding

6747 Sierra Court Suite J

Dublin, CA 94568

Phone: (925) 551-7444 Fax: (925) 551-7899

Project: 180310.80

Tosco #11106

Received: 06/17/2003 14:15

Site: 15199 Washington Ave., San Leandro

Batch QC Report

Prep(s): 5030B

Method Blank

MB: 2003/06/27-01.64-052

Water

Test(s): 8260FAB

QC Batch # 2003/06/27-01.64

Date Extracted: 06/27/2003 10:55

Compound	Conc.	RL	Unit	Analyzed	Flag
Gasoline	ND	50	ug/L	06/27/2003 10:55	
Benzene	ND	0.5	ug/L	06/27/2003 10:55	
Toluene	ND	0.5	ug/L	06/27/2003 10:55	
Ethylbenzene	ND	0.5	ug/L	06/27/2003 10:55	
Total xylenes	ND	1.0	ug/L	06/27/2003 10:55	
tert-Butyl alcohol (TBA)	ND	100	ug/L	06/27/2003 10:55	
Methyl tert-butyl ether (MTBE)	ND	2.0	ug/L	06/27/2003 10:55	
Di-isopropyl Ether (DIPE)	ND	2.0	ug/L	06/27/2003 10:55	
Ethyl tert-butyl ether (ETBE)	ND	2.0	ug/L	06/27/2003 10:55	
tert-Amyl methyl ether (TAME)	ND	2.0	ug/L	06/27/2003 10:55	
1,2-DCA	ND	2.0	ug/L	06/27/2003 10:55	
EDB	ND	2.0	ug/L	06/27/2003 10:55	
Ethanol	ND	500	ug/L	06/27/2003 10:55	
Surrogates(s)					
1,2-Dichloroethane-d4	106.8	76-114	%	06/27/2003 10:55	
Toluene-d8	95.6	88-110	%	06/27/2003 10:55	

Gas/BTEX Fuel Oxygenates by 8260B

Gettler Ryan

Attn.: Deanna Harding

6747 Sierra Court Suite J
Dublin, CA 94568
Phone: (925) 551-7444 Fax: (925) 551-7899

Project: 180310.80
Tosco #11106

Received: 06/17/2003 14:15

Site: 15199 Washington Ave., San Leandro

Batch QC Report

Prep(s): 5030B

Method Blank

MB: 2003/06/27-02.65-055

Water

Test(s): 8260FAB

QC Batch # 2003/06/27-02.65

Date Extracted: 06/27/2003 20:32

Compound	Conc.	RL	Unit	Analyzed	Flag
Gasoline	ND	50	ug/L	06/27/2003 20:32	
Benzene	ND	0.5	ug/L	06/27/2003 20:32	
Toluene	ND	0.5	ug/L	06/27/2003 20:32	
Ethylbenzene	ND	0.5	ug/L	06/27/2003 20:32	
Total xylenes	ND	1.0	ug/L	06/27/2003 20:32	
tert-Butyl alcohol (TBA)	ND	100	ug/L	06/27/2003 20:32	
Methyl tert-butyl ether (MTBE)	ND	2.0	ug/L	06/27/2003 20:32	
Di-isopropyl Ether (DIPE)	ND	2.0	ug/L	06/27/2003 20:32	
Ethyl tert-butyl ether (ETBE)	ND	2.0	ug/L	06/27/2003 20:32	
tert-Amyl methyl ether (TAME)	ND	2.0	ug/L	06/27/2003 20:32	
1,2-DCA	ND	2.0	ug/L	06/27/2003 20:32	
EDB	ND	2.0	ug/L	06/27/2003 20:32	
Ethanol	ND	500	ug/L	06/27/2003 20:32	
Surrogates(s)					
1,2-Dichloroethane-d4	90.2	76-114	%	06/27/2003 20:32	
Toluene-d8	94.0	88-110	%	06/27/2003 20:32	

Gas/BTEX Fuel Oxygenates by 8260B

Gettler Ryan

Attn.: Deanna Harding

6747 Sierra Court Suite J

Dublin, CA 94568

Phone: (925) 551-7444 Fax: (925) 551-7899

Project: 180310.80

Tosco #11106

Received: 06/17/2003 14:15

Site: 15199 Washington Ave., San Leandro

Batch QC Report

Prep(s): 5030B

Test(s): 8260FAB

Laboratory Control Spike

Water

QC Batch # 2003/06/27-01.64

LCS 2003/06/27-01.64-050

Extracted: 06/27/2003

Analyzed: 06/27/2003 10:11

LCSD 2003/06/27-01.64-051

Extracted: 06/27/2003

Analyzed: 06/27/2003 10:33

Compound	Conc. ug/L		Exp.Conc.	Recovery %		RPD	Ctrl.Limits %		Flags	
	LCS	LCSD		LCS	LCSD		%	Rec.	RPD	LCS
Benzene	24.6	25.2	25.0	98.4	100.8	2.4	69-129	20		
Toluene	25.6	25.4	25.0	102.4	101.6	0.8	70-130	20		
Methyl tert-butyl ether (MTBE)	29.8	29.1	25.0	119.2	116.4	2.4	65-165	20		
Surrogates(s)										
1,2-Dichloroethane-d4	518	516	500	103.6	103.2		76-114	0		
Toluene-d8	489	496	500	97.8	99.2		88-110	0		

Gas/BTEX Fuel Oxygenates by 8260B

Gettler Ryan

Attn.: Deanna Harding

6747 Sierra Court Suite J
Dublin, CA 94568
Phone: (925) 551-7444 Fax: (925) 551-7899

Project: 180310.80
Tosco #11106

Received: 06/17/2003 14:15

Site: 15199 Washington Ave., San Leandro

Batch QC Report

Prep(s): 5030B

Test(s): 8260FAB

Laboratory Control Spike

Water

QC Batch # 2003/06/27-02.65

LCS 2003/06/27-02.65-054

Extracted: 06/27/2003

Analyzed: 06/27/2003 19:47

LCSD 2003/06/27-02.65-002

Extracted: 06/27/2003

Analyzed: 06/27/2003 20:09

Compound	Conc. ug/L		Exp.Conc.	Recovery %		RPD %	Ctrl.Limits %		Flags	
	LCS	LCSD		LCS	LCSD		Rec.	RPD	LCS	LCSD
Benzene	24.4	26.1	25.0	97.6	104.4	6.7	69-129	20		
Toluene	24.9	24.9	25.0	99.6	99.6	0.0	70-130	20		
Methyl tert-butyl ether (MTBE)	31.8	32.5	25.0	127.2	130.0	2.2	65-165	20		
Surrogates(s)										
1,2-Dichloroethane-d4	465	453	500	93.0	90.6		76-114	0		
Toluene-d8	495	475	500	99.0	95.0		88-110	0		

Gas/BTEX Fuel Oxygenates by 8260B

Gettler Ryan

Attn.: Deanna Harding

6747 Sierra Court Suite J

Dublin, CA 94568

Phone: (925) 551-7444 Fax: (925) 551-7899

Project: 180310.80

Tosco #11106

Received: 06/17/2003 14:15

Site: 15199 Washington Ave., San Leandro

Batch QC Report

Prep(s): 5030B

Test(s): 8260FAB

Matrix Spike (MS / MSD)

Water

QC Batch # 2003/06/27-01.64

MW-1 >> MS

Lab ID: 2003-06-0517 - 002

MS: 2003/06/27-01.64-048

Extracted: 06/27/2003

Analyzed: 06/27/2003 18:19

Dilution: 1.00

MSD: 2003/06/27-01.64-049

Extracted: 06/27/2003

Analyzed: 06/27/2003 18:42

Dilution: 1.00

Compound	Conc. ug/L			Spk.Level ug/L	Recovery %			Limits %		Flags	
	MS	MSD	Sample		MS	MSD	RPD	Rec.	RPD	MS	MSD
Benzene	23.2	23.3	ND	25.0	92.8	93.2	0.4	69-129	20		
Toluene	23.8	23.9	ND	25.0	95.2	95.6	0.4	70-130	20		
Methyl tert-butyl ether	28.3	27.9	ND	25.0	113.2	111.6	1.4	65-165	20		
Surrogate(s)											
1,2-Dichloroethane-d4	522	528		500	104.4	105.6		76-114			
Toluene-d8	495	505		500	98.9	101.0		88-110			

Gas/BTEX Fuel Oxygenates by 8260B

Gettler Ryan
Attn.: Deanna Harding

6747 Sierra Court Suite J
Dublin, CA 94568
Phone: (925) 551-7444 Fax: (925) 551-7899
Project: 180310.80
Tosco #11106

Alameda County

AUG 03 2003

Environmental Health

Received: 06/17/2003 14:15

Site: 15199 Washington Ave., San Leandro

Legend and Notes

Analysis Flag

o

Reporting limits were raised due to high level of analyte present in the sample.

Result Flag

g

Hydrocarbon reported in the gasoline range does not match our gasoline standard.