



PACIFIC
ENVIRONMENTAL
GROUP, INC.

ALCO
HAZMAT

94 MAR -3 PM 3:43

March 2, 1994
Project 305-094.01

Mr. Lynn Walker
Shell Oil Company
P.O. Box 5278
Concord, California 94520

Re: Former Shell Service Station
2724 Castro Valley Boulevard at Lake Chabot Road
Castro Valley, California
WIC No 204-1381-0407

Dear Mr. Walker:

Pacific Environmental Group, Inc. (PACIFIC) has prepared this report for Shell Oil Company to document the findings during excavation of hydrocarbon-impacted soils at the site referenced above (Figure 1). Excavation of waste oil-impacted soils associated with the waste oil tank excavation was performed by Gradient Construction, Inc. The removal and sampling of the soil was observed and performed by a PACIFIC geologist. Excavation and sampling began in December 1992 and was completed in July 1993. The objective of the excavation was to remove waste oil-impacted soil to levels that would not pose a threat to groundwater.

SOIL EXCAVATION

Excavation was performed in four stages:

- o The first stage was performed on December 12, 1992. During this stage the clean backfill from the excavation of the former waste oil tank was removed along with additional hydrocarbon-impacted soil immediately to the west of the former waste oil tank location. The maximum depth of the excavation was approximately 6 feet. Due to heavy rainfall, additional excavation was postponed.
- o The second stage of excavation was performed on June 18, 1993. The excavation was enlarged to a maximum depth of approximately 9 feet (Figure 2).

- o From June 30 to July 2, 1993, the third stage of excavation was performed to attain the final lateral dimensions and maximum depth of 14 feet. Excavation was performed below groundwater to remove soil impacted with oil and grease below the water table.
- o The final stage of excavation was performed on July 12, 1993, and widened the deepest portion of the excavation (Figure 3).

Soil samples were collected from the excavation and analyzed for the presence of total petroleum hydrocarbons calculated as gasoline (TPH-g), benzene, toluene, ethylbenzene, and xylenes (BTEX compounds), TPH calculated as diesel (TPH-d), and oil and grease. Selected soil samples were analyzed additionally for volatile and semi-volatile organic compounds, and metals. Field and laboratory procedures are presented as Attachment A. Sample designations, sample collection dates and depths, and the results of laboratory analyses of these samples are presented in Tables 1 through 4. Concentrations of TPH-g, benzene, TPH-d, and oil and grease are shown on Figures 2 and 3. Figure 2 shows soil sample locations and depths during the initial sampling stages. Additional excavation was performed and removed additional soil in the excavation. Figure 3 shows the final soil sample locations and concentrations that remain in soil. Certified analytical reports are presented as Attachment B.

The final dimensions of the excavation were approximately 60 by 35 feet to a depth of 5 feet with a deeper portion of the excavation nearest to the former waste oil tank approximately 25 by 30 feet to a total depth of 14 feet (Figure 3). The maximum concentrations detected in the closure samples collected at the maximum extent of excavation were 1,500 parts per million (ppm) TPH-g, 3.3 ppm benzene, 190 ppm TPH-d, and 89 ppm oil and grease in [redacted] at a depth of 10 feet, located immediately west of the former location of the waste oil tank in the east wall of the deeper portion of the excavation. The highest concentration of oil and grease detected in the final closure samples was 130 ppm in [redacted] located at a depth of 4 feet in the northeastern corner of the excavation. No further excavation was possible in this area due to the proximity of the adjacent building.

LEW 1 =
Sidewall
sample

Samples EW2, SW4, EF4, and T1 were also analyzed for oil and grease utilizing the soluble threshold limit concentration (STLC) and toxicity characteristic leaching procedures (TCLP). Oil and grease was detected in Samples EW2, SW4, EF4, and T1 at 130, 250, 370, and 940 ppm, respectively. No extractable oil and grease could be detected by utilizing either the STLC or TCLP extraction procedures. Additionally, no volatile or semi-volatile organic compounds were detected in any of the soil samples collected from the excavation.

but were found in stockpile samples!

Groundwater was encountered in the excavation at an approximate depth of 9 feet

Mass reports?

↑? how much

Stockpiled Soil Removal

Soils generated during the excavation were stockpiled on site for characterization and disposal. Stockpiles SP-1 through SP-3, SP-6, and SP-7 were hauled to Class III landfills. Approximately 450 cubic yards of soil were hauled to either BFI Landfill in Livermore or to B&J Landfill in Vacaville, California.

~~Approximately 500 cubic yards were hauled to Landlaw's Class I facility in Bakersfield, California.~~

Soil samples were collected from the stockpiled soils (Attachment A); sample designations, sample collection depths, and the results of laboratory analyses of these samples are presented in Tables 5, 6, and 7.

Excavation Backfill

Upon completion of excavation, clean imported Class II baserock was placed and compacted to at least 90 percent relative compaction. The backfill was placed between September 2 and 10, 1993. The compaction of the backfill material was certified by Seidelman Associates Incorporated. The results of the compaction testing are presented as Attachment C.

DISCUSSION

The objective of the excavation was to remove oil and grease-impacted soil in the vicinity of the former waste oil tank to levels that would not pose a threat to groundwater, and that would not require additional investigation or remediation.

The maximum concentration of oil and grease remaining in soil, based on the confirmation samples collected, was 130 ppm.

STLC and TCLP tests are designed to simulate natural conditions and to examine the potential for a substance to leach from soil into groundwater. The TCLP test is more conservative and therefore more likely to leach hydrocarbons than the STLC test.

The oil and grease concentrations in the samples submitted for STLC and TCLP analyses ranged between 130 and 940 ppm. The STLC and TCLP tests indicate that oil and grease will not leach out of the soil into groundwater at concentrations up to 940 ppm. Therefore, the oil and grease remaining in soil (maximum 130 ppm) is not likely to leach into groundwater at the site. The goal of the excavation was therefore achieved, and PACIFIC recommends that no further action be taken on the oil and grease in soil at the site.

March 2, 1994

Page 4


If you have additional questions or comments, please feel free to contact our office.

Sincerely,

Pacific Environmental Group, Inc.



Ross W.N. Tinline
Project Geologist



Michael Hurd
Senior Geologist
RG 5319



- Attachments:
- Table 1 - Soil Analytical Data - Total Petroleum Hydrocarbons (TPH as Gasoline, BTEX Compounds, TPH as Diesel, and Total Oil and Grease)
 - Table 2 - Soil Analytical Data - Volatile Organic Compounds
 - Table 3 - Soil Analytical Data - Semi-Volatile Organic Compounds
 - Table 4 - Soil Analytical Data - Metals
 - Table 5 - Soil Analytical Data - Stockpiled Soils Total Petroleum Hydrocarbons (TPH as Gasoline, BTEX Compounds, TPH as Diesel, and Total Oil and Grease)
 - Table 6 - Soil Analytical Data - Stockpiled Soils Volatile Organic Compounds
 - Table 7 - Soil Analytical Data - Stockpiled Soils Semi-Volatile Organic Compounds
 - Figure 1 - Site Location Map
 - Figure 2 - Excavated Soil Sample Concentration Map
 - Figure 3 - Closure Soil Sample Concentration Map
 - Attachment A - Field and Laboratory Procedures
 - Attachment B - Certified Analytical Reports
 - Attachment C - Summary of Compaction Testing

cc: ~~Mr. Larry Seto, Alameda County Health Care Services Agency~~
Mr. Rich Hielt, Regional Water Quality Control Board
Mr. Richard Finn, Larson & Burnham
Mr. David Swope, Shell Oil Company
Dr. Mohsen Mehran, Owner Consultant
Mr. Matthew Righetti, Righetti Law Firm
Mr. Richard A. Schoenberger, Esq., Walkup, Shelby,
Bastian, Melodia, Kelly, Echeverria and Link

Table 1
Soil Analytical Data

Total Petroleum Hydrocarbons
(TPH as Gasoline, BTEX Compounds, Diesel, and Total Oil and Grease)
(ppm)

Former Shell Service Station
2724 Castro Valley Boulevard at Lake Chabot Road
Castro Valley, California

Sample ID	Depth (feet)	Date Sampled	TPH as Gasoline	Benzene	Toluene	Ethyl-benzene	Xylenes	TPH as Diesel	Total Oil and Grease
NW-1	4	12/17/92	ND	ND	ND	ND	ND	ND	ND
NW-1A	5	12/17/92	ND	ND	ND	ND	ND	ND	ND
NW-3	4	12/17/92	ND	ND	ND	ND	ND	ND	60
NW-4	4	12/17/92	27 a	ND	ND	ND	ND	27 b	100
NW-5	4	06/18/93	ND	ND	ND	ND	ND	ND	ND
NW-6	4	06/18/93	ND	ND	ND	ND	ND	ND	ND
NW-7	4	06/18/93	ND	ND	ND	ND	ND	ND	ND
NW-8	3	06/30/93	ND	ND	ND	ND	ND	ND	ND
NW-9	4	06/30/93	ND	ND	ND	ND	ND	ND	ND
LNW-1	10	07/01/93	ND	ND	ND	ND	ND	ND	ND
SW-1	4	12/17/92	ND	ND	ND	ND	ND	ND	ND
SW-2	4	12/17/92	ND	ND	ND	ND	ND	ND	ND
SW-3	9	12/17/92	120 a	ND	ND	ND	ND	340 b	97
SW-4	3	06/18/93	ND	ND	ND	ND	ND	ND	250
SW-5	3	06/30/93	ND	ND	ND	ND	ND	ND	ND
SW-6	4	06/30/93	ND	ND	ND	ND	ND	ND	ND
SW-7	4	06/30/93	ND	ND	ND	ND	ND	1.9 b	ND
LSW-1	10	07/01/93	9.2 c	0.048	0.022	0.074	0.12	2.4 b	ND
EW-1	4	12/17/92	ND	ND	ND	ND	ND	ND	ND
EW-2	4	06/18/93	ND	ND	ND	ND	ND	ND	130
LEW-1	10	07/01/93	1,500 c	3.3	9.5	14	86	190 b	89
LEW-2	10	07/01/93	1.3 a	ND	ND	0.022	0.025	71 b	54
WW-1	4	12/17/92	1.1 a	ND	ND	ND	ND	ND	78
WW-2	3	06/18/93	ND	ND	ND	ND	ND	ND	ND
WW-3	3	06/18/93	7.3 a	ND	ND	ND	ND	1.9 b	ND
WW-4	3	06/18/93	18 a	ND	ND	ND	ND	95 b	ND
WW-5	4	06/30/93	ND	ND	ND	ND	ND	ND	ND
WW-6	4	06/30/93	ND	ND	ND	ND	ND	ND	ND
LWW-1	10	07/01/93	1,300 c	5.8	ND	13	43	810 b	870
LWW-2	10	07/01/93	560 c	2.7	1.2	6.9	45	95 b	200
LWW-3	12	07/12/93	190	0.72	4.6	4.3	26	53 b	ND
LWW-4	12	07/12/93	ND	0.014	0.073	ND	0.011	ND	ND
EF-1	4	12/17/93	480 a	ND	ND	0.35	0.75	320 b	71
EF-2	9	06/18/93	43 a	0.019	ND	ND	0.35	29 b	190
EF-3	8	06/18/93	ND	ND	ND	ND	ND	ND	130
EF-4	9	06/18/93	66 a	ND	ND	0.27	0.83	41 b	370
EF-5	9	06/18/93	ND	ND	ND	ND	ND	ND	ND
EF-6	8	06/18/93	ND	ND	ND	ND	ND	ND	ND
EF-7	8	06/18/93	ND	ND	ND	ND	ND	ND	76
EF-8	5	06/30/93	ND	ND	ND	ND	ND	ND	ND
EF-9	5	06/30/93	ND	ND	ND	ND	ND	ND	ND
EF-10	5	06/30/93	ND	ND	ND	ND	ND	5.0 b	79
EF-11	5	06/30/93	ND	ND	ND	ND	ND	ND	99
EF-12	14	07/01/93	ND	ND	ND	ND	0.011	ND	ND
EF-13	14	07/01/93	ND	ND	ND	ND	0.021	2.1 b	ND
EF-14	6	07/02/93	ND	ND	ND	ND	ND	ND	ND
EF-15	6	07/02/93	ND	ND	ND	ND	ND	ND	ND
EF-17	15	07/12/93	ND	0.015	0.1	0.008	0.028	ND	ND
EF-18	15	07/12/93	ND	0.006	0.083	0.006	0.03	ND	ND
T1	3	06/18/93	330 a	ND	ND	ND	0.65	2,900 b	940
T2	3	06/18/93	1.2 a	ND	ND	ND	ND	75 b	85
T3	4	06/18/93	ND	ND	ND	ND	ND	ND	91
T4	3	06/30/93	ND	ND	ND	ND	ND	ND	ND

ppm = Parts per million

ND = Not detected

a. Laboratory notes as non-gasoline mix.

b. Laboratory notes as non-diesel mix.

c. Laboratory notes as gasoline plus non-gasoline mix.

Detection limits are indicated in certified analytical reports.

Table 2
Soil Analytical Data

Class: Organic Compounds
(ppm)

Former Shell Service Station
2724 Castro Valley Boulevard at Lake Chabot Road
Castro Valley, California

Sample ID	SW-2	NW-3	EW-1
Sample Date	12/17/92	12/17/93	12/17/93
Chloromethane	ND	ND	ND
Vinyl chloride	ND	ND	ND
Bromomethane	ND	ND	ND
Chloroethane	ND	ND	ND
Trichlorofluoromethane	ND	ND	ND
1,1-Dichloroethene	ND	ND	ND
Trichlorotrifluoroethane	ND	ND	ND
Acetone	ND	ND	ND
Carbon disulfide	ND	ND	ND
Methylene chloride	ND	ND	ND
Trans-1,2-dichloroethene	ND	ND	ND
1,1-Dichloroethane	ND	ND	ND
Cis-1,2-dichloroethene	ND	ND	ND
2-Butanone	ND	ND	ND
Chloroform	ND	ND	ND
1,1,1-Trichloroethane	ND	ND	ND
Carbon tetrachloride	ND	ND	ND
Vinyl acetate	ND	ND	ND
Benzene	ND	ND	ND
1,2-Dichloroethane	ND	ND	ND
Trichloroethene	ND	ND	ND
1,2-Dichloropropane	ND	ND	ND
Bromodichloromethane	ND	ND	ND
Cis-1,3-dichloropropene	ND	ND	ND
4-Methyl-2-pentanone	ND	ND	ND
Toluene	ND	ND	ND
Trans-1,3-dichloropropene	ND	ND	ND
1,1,2-Trichloroethane	ND	ND	ND
Tetrachloroethene	ND	ND	ND
2-Hexanone	ND	ND	ND
Dibromochloromethane	ND	ND	ND
Chlorobenzene	ND	ND	ND
Ethylbenzene	ND	ND	ND
Xylene (Total)	ND	ND	ND
Styrene	ND	ND	ND
Bromoform	ND	ND	ND
1,1,2,2-Tetrachloroethane	ND	ND	ND
1,3-Dichlorobenzene	ND	ND	ND
1,4-Dichlorobenzene	ND	ND	ND
1,2-Dichlorobenzene	ND	ND	ND
ppm = Parts per million			
ND = Not detected			
Detection limits are indicated in certified analytical reports.			

Table 3
Soil Analytical Data

Semi-Volatile Organic Compounds
(ppm)

Former Shell Service Station
2724 Castro Valley Boulevard at Lake Chabot Road
Castro Valley, California

Sample ID	NW-1A	NW-3	NW-5	NW-6	NW-7
Sample Depth (feet)	5		4	4	4
Sample Date	06/18/93	12/17/92	06/18/93	06/18/93	06/18/93
Phenol	ND	ND	ND	ND	ND
Bis(2-chloroethyl)ether	ND	ND	ND	ND	ND
2-Chlorophenol	ND	ND	ND	ND	ND
1,3-Dichlorobenzene	ND	ND	ND	ND	ND
1,4-Dichlorobenzene	ND	ND	ND	ND	ND
Benzyl alcohol	ND	ND	ND	ND	ND
1,2-Dichlorobenzene	ND	ND	ND	ND	ND
2-Methylphenol	ND	ND	ND	ND	ND
2,2-Dichloro-1-chloropropane	ND	ND	ND	ND	ND
4-Methylphenol	ND	ND	ND	ND	ND
N-nitroso-di-n-propylamine	ND	ND	ND	ND	ND
Hexachloroethane	ND	ND	ND	ND	ND
Nitrobenzene	ND	ND	ND	ND	ND
Isophrone	ND	ND	ND	ND	ND
2-Nitrophenol	ND	ND	ND	ND	ND
2,4-Dimethylphenol	ND	ND	ND	ND	ND
Benzoic acid	ND	ND	ND	ND	ND
Bis(2-chloroethoxy)methane	ND	ND	ND	ND	ND
2,4-Dichlorophenol	ND	ND	ND	ND	ND
1,2,4-Trichlorobenzene	ND	ND	ND	ND	ND
Naphthalene	ND	ND	ND	ND	ND
4-Chloroaniline	ND	ND	ND	ND	ND
Hexachlorobutadiene	ND	ND	ND	ND	ND
4-Chloro-3-methylphenol	ND	ND	ND	ND	ND
2-Methylnaphthalene	ND	ND	ND	ND	ND
Hexachlorocyclopentadiene	ND	ND	ND	ND	ND
2,4,6-Trichlorophenol	ND	ND	ND	ND	ND
2,4,5-Trichlorophenol	ND	ND	ND	ND	ND
2-Chloronaphthalene	ND	ND	ND	ND	ND
2-Nitroaniline	ND	ND	ND	ND	ND
Dimethylphthalate	ND	ND	ND	ND	ND
Acenaphthylene	ND	ND	ND	ND	ND
3-Nitroaniline	ND	ND	ND	ND	ND
Acenaphthene	ND	ND	ND	ND	ND
2,4-Dinitrophenol	ND	ND	ND	ND	ND
4-Nitrophenol	ND	ND	ND	ND	ND
Dibenzofuran	ND	ND	ND	ND	ND
2,4-Dinitrotoluene	ND	ND	ND	ND	ND
2,6-Dinitrotoluene	ND	ND	ND	ND	ND
Diethylphthalate	ND	ND	ND	ND	ND
4-Chlorophenyl-phenylether	ND	ND	ND	ND	ND
Fluorene	ND	ND	ND	ND	ND
4-Nitroaniline	ND	ND	ND	ND	ND
4,6-Dinitro-2-methylphenol	ND	ND	ND	ND	ND
N-Nitrosodiphenylamine (1)	ND	ND	ND	ND	ND
4-Bromophenyl-phenylether	ND	ND	ND	ND	ND
Hexachlorobenzene	ND	ND	ND	ND	ND
Pentachlorophenol	ND	ND	ND	ND	ND
Phenanthrene	ND	ND	ND	ND	ND
Anthracene	ND	ND	ND	ND	ND
Di-n-Butylphthalate	ND	ND	ND	ND	ND
Fluoranthene	ND	ND	ND	ND	ND
Pyrene	ND	ND	ND	ND	ND
Butylbenzylphthalate	ND	ND	ND	ND	ND
3,3-Dichlorobenzidine	ND	ND	ND	ND	ND
Benzo(a)anthracene	ND	ND	ND	ND	ND
Chrysene	ND	ND	ND	ND	ND
Bis(2-ethylhexyl)phthalate	ND	ND	ND	ND	ND
Di-n-octylphthalate	ND	ND	ND	ND	ND
Benzo(b)fluoranthene	ND	ND	ND	ND	ND
Benzo(k)fluoranthene	ND	ND	ND	ND	ND
Benzo(a)pyrene	ND	ND	ND	ND	ND
Indeno(1,2,3-cd)pyrene	ND	ND	ND	ND	ND
Dibenzo(a,h)anthracene	ND	ND	ND	ND	ND
Benzo(g,h,i)perylene	ND	ND	ND	ND	ND
N-Nitrosodimethylamine	ND	ND	ND	ND	ND
Aniline	ND	ND	ND	ND	ND
Azobenzene	ND	ND	ND	ND	ND
Benzidine	ND	ND	ND	ND	ND

ppm = Parts per million
ND = Not detected
Detection limits are indicated in certified analytical reports.

Table 3 (continued)

Soil Analytical Data

Semi-Volatile Organic Compounds
(ppm)Former Shell Service Station
2724 Castro Valley Boulevard at Lake Chabot Road
Castro Valley, California

Sample ID	SW-4	EW-1	EW-2	WW-2	WW-3
Sample Depth (feet)	3		4	3	3
Sample Date	06/18/93	12/17/92	06/18/93	06/18/93	06/18/93
Phenol	ND	ND	ND	ND	ND
Bis(2-chloroethyl)ether	ND	ND	ND	ND	ND
2-Chlorophenol	ND	ND	ND	ND	ND
1,3-Dichlorobenzene	ND	ND	ND	ND	ND
1,4-Dichlorobenzene	ND	ND	ND	ND	ND
Benzyl alcohol	ND	ND	ND	ND	ND
1,2-Dichlorobenzene	ND	ND	ND	ND	ND
2-Methylphenol	ND	ND	ND	ND	ND
2,2-Dimethyl-1-chloropropane	ND	ND	ND	ND	ND
4-Methylphenol	ND	ND	ND	ND	ND
N-nitroso-di-n-propylamine	ND	ND	ND	ND	ND
Hexachloroethane	ND	ND	ND	ND	ND
Nitrobenzene	ND	ND	ND	ND	ND
Isophrone	ND	ND	ND	ND	ND
2-Nitrophenol	ND	ND	ND	ND	ND
2,4-Dimethylphenol	ND	ND	ND	ND	ND
Benzoic acid	ND	ND	ND	ND	ND
Bis(2-chloroethoxy)methane	ND	ND	ND	ND	ND
2,4-Dichlorophenol	ND	ND	ND	ND	ND
1,2,4-Trichlorobenzene	ND	ND	ND	ND	ND
Naphthalene	ND	ND	ND	ND	ND
4-Chloroaniline	ND	ND	ND	ND	ND
Hexachlorobutadiene	ND	ND	ND	ND	ND
4-Chloro-3-methylphenol	ND	ND	ND	ND	ND
2-Methylnaphthalene	ND	ND	ND	ND	ND
Hexachlorocyclopentadiene	ND	ND	ND	ND	ND
2,4,6-Trichlorophenol	ND	ND	ND	ND	ND
2,4,5-Trichlorophenol	ND	ND	ND	ND	ND
2-Chloronaphthalene	ND	ND	ND	ND	ND
2-Nitroaniline	ND	ND	ND	ND	ND
Dimethylphthalate	ND	ND	ND	ND	ND
Acenaphthylene	ND	ND	ND	ND	ND
3-Nitroaniline	ND	ND	ND	ND	ND
Acenaphthene	ND	ND	ND	ND	ND
2,4-Dinitrophenol	ND	ND	ND	ND	ND
4-Nitrophenol	ND	ND	ND	ND	ND
Dibenzofuran	ND	ND	ND	ND	ND
2,4-Dinitrotoluene	ND	ND	ND	ND	ND
2,6-Dinitrotoluene	ND	ND	ND	ND	ND
Diethylphthalate	ND	ND	ND	ND	ND
4-Chlorophenyl-phenylether	ND	ND	ND	ND	ND
Fluorene	ND	ND	ND	ND	ND
4-Nitroaniline	ND	ND	ND	ND	ND
4,6-Dinitro-2-methylphenol	ND	ND	ND	ND	ND
N-Nitrosodiphenylamine (1)	ND	ND	ND	ND	ND
4-Bromophenyl-phenylether	ND	ND	ND	ND	ND
Hexachlorobenzene	ND	ND	ND	ND	ND
Pentachlorophenol	ND	ND	ND	ND	ND
Phenanthrene	ND	ND	ND	ND	ND
Anthracene	ND	ND	ND	ND	ND
Di-n-Butylphthalate	ND	ND	ND	ND	ND
Fluoranthene	ND	ND	ND	ND	ND
Pyrene	ND	ND	ND	ND	ND
Butylbenzylphthalate	ND	ND	ND	ND	ND
3,3-Dichlorobenzidine	ND	ND	ND	ND	ND
Benzo(a)anthracene	ND	ND	ND	ND	ND
Chrysene	ND	ND	ND	ND	ND
Bis(2-ethylhexyl)phthalate	ND	ND	ND	ND	ND
Di-n-octylphthalate	ND	ND	ND	ND	ND
Benzo(b)fluoranthene	ND	ND	ND	ND	ND
Benzo(k)fluoranthene	ND	ND	ND	ND	ND
Benzo(a)pyrene	ND	ND	ND	ND	ND
Indeno(1,2,3-cd)pyrene	ND	ND	ND	ND	ND
Dibenz(a,h)anthracene	ND	ND	ND	ND	ND
Benzo(g,h,i)perylene	ND	ND	ND	ND	ND
N-Nitrosodimethylamine	ND	ND	ND	ND	ND
Aniline	ND	ND	ND	ND	ND
Azobenzene	ND	ND	ND	ND	ND
Benidine	ND	ND	ND	ND	ND

ppm = Parts per million
ND = Not detected
Detection limits are indicated in certified analytical reports.

Table 3 (continued)

Soil Analytical Data

Semi-Volatile Organic Compounds
(ppm)Former Shell Service Station
2724 Castro Valley Boulevard at Lake Chabot Road
Castro Valley, California

Sample ID	WW-4	EF-2	EF-3	EF-4	EF-5
Sample Depth (feet)	3	9	8	9	9
Sample Date	06/18/93	06/18/93	06/18/93	06/18/93	06/18/93
Phenol	ND	ND	ND	ND	ND
Bis(2-chloroethyl)ether	ND	ND	ND	ND	ND
2-Chlorophenol	ND	ND	ND	ND	ND
1,3-Dichlorobenzene	ND	ND	ND	ND	ND
1,4-Dichlorobenzene	ND	ND	ND	ND	ND
Benzyl alcohol	ND	ND	ND	ND	ND
1,2-Dichlorobenzene	ND	ND	ND	ND	ND
2-Methylphenol	ND	ND	ND	ND	ND
2,2-Dimethylpropane	ND	ND	ND	ND	ND
4-Methylphenol	ND	ND	ND	ND	ND
N-nitroso-di-n-propylamine	ND	ND	ND	ND	ND
Hexachloroethane	ND	ND	ND	ND	ND
Nitrobenzene	ND	ND	ND	ND	ND
Isophrone	ND	ND	ND	ND	ND
2-Nitrophenol	ND	ND	ND	ND	ND
2,4-Dimethylphenol	ND	ND	ND	ND	ND
Benzole acid	ND	ND	ND	ND	ND
Bis(2-chloroethoxy)methane	ND	ND	ND	ND	ND
2,4-Dichlorophenol	ND	ND	ND	ND	ND
1,2,4-Trichlorobenzene	ND	ND	ND	ND	ND
Naphthalene	ND	ND	ND	ND	ND
4-Chloroaniline	ND	ND	ND	ND	ND
Hexachlorobutadiene	ND	ND	ND	ND	ND
4-Chloro-3-methylphenol	ND	ND	ND	ND	ND
2-Methylnaphthalene	ND	ND	ND	ND	ND
Hexachlorocyclopentadiene	ND	ND	ND	ND	ND
2,4,6-Trichlorophenol	ND	ND	ND	ND	ND
2,4,5-Trichlorophenol	ND	ND	ND	ND	ND
2-Chloronaphthalene	ND	ND	ND	ND	ND
2-Nitroaniline	ND	ND	ND	ND	ND
Dimethylphthalate	ND	ND	ND	ND	ND
Acenaphthylene	ND	ND	ND	ND	ND
3-Nitroaniline	ND	ND	ND	ND	ND
Acenaphthene	ND	ND	ND	ND	ND
2,4-Dinitrophenol	ND	ND	ND	ND	ND
4-Nitrophenol	ND	ND	ND	ND	ND
Dibenzofuran	ND	ND	ND	ND	ND
2,4-Dinitrotoluene	ND	ND	ND	ND	ND
2,6-Dinitrotoluene	ND	ND	ND	ND	ND
Diethylphthalate	ND	ND	ND	ND	ND
4-Chlorophenyl-phenylether	ND	ND	ND	ND	ND
Fluorene	ND	ND	ND	ND	ND
4-Nitroaniline	ND	ND	ND	ND	ND
4,6-Dinitro-2-methylphenol	ND	ND	ND	ND	ND
N-Nitrosodiphenylamine (1)	ND	ND	ND	ND	ND
4-Bromophenyl-phenylether	ND	ND	ND	ND	ND
Hexachlorobenzene	ND	ND	ND	ND	ND
Pentachlorophenol	ND	ND	ND	ND	ND
Phenanthrene	ND	ND	ND	ND	ND
Anthracene	ND	ND	ND	ND	ND
Di-n-Butylphthalate	ND	ND	ND	ND	ND
Fluoranthene	ND	ND	ND	ND	ND
Pyrene	ND	ND	ND	ND	ND
Butylbenzylphthalate	ND	ND	ND	ND	ND
3,3'-Dichlorobenzidine	ND	ND	ND	ND	ND
Benzo(a)anthracene	ND	ND	ND	ND	ND
Chrysene	ND	ND	ND	ND	ND
Bis(2-ethylhexyl)phthalate	ND	ND	ND	ND	ND
Di-n-octylphthalate	ND	ND	ND	ND	ND
Benzo(b)fluoranthene	ND	ND	ND	ND	ND
Benzo(k)fluoranthene	ND	ND	ND	ND	ND
Benzo(a)pyrene	ND	ND	ND	ND	ND
Indeno(1,2,3-cd)pyrene	ND	ND	ND	ND	ND
Dibenz(a,h)anthracene	ND	ND	ND	ND	ND
Benzo(g,h,i)perylene	ND	ND	ND	ND	ND
N-Nitrosodimethylamine	ND	ND	ND	ND	ND
Aniline	ND	ND	ND	ND	ND
Azobenzene	ND	ND	ND	ND	ND
Benazidine	ND	ND	ND	ND	ND

ppm = Parts per million
ND = Not detected
Detection limits are indicated in certified analytical reports.

Table 3 (continued)

Soil Analytical Data

Semi-Volatile Organic Compounds
(ppm)Former Shell Service Station
2724 Castro Valley Boulevard at Lake Chabot Road
Castro Valley, California

Sample ID	EF-6	EF-7	T1	T2	T-3	SW-2
Sample Depth (feet)	8	8	3	3	4	
Sample Date	06/18/93	06/18/93	06/18/93	06/18/93	06/18/93	12/17/92
Phenol	ND	ND	ND	ND	ND	ND
Bis(2-chloroethyl)ether	ND	ND	ND	ND	ND	ND
2-Chlorophenol	ND	ND	ND	ND	ND	ND
1,3-Dichlorobenzene	ND	ND	ND	ND	ND	ND
1,4-Dichlorobenzene	ND	ND	ND	ND	ND	ND
Benzyl alcohol	ND	ND	ND	ND	ND	ND
1,2-Dichlorobenzene	ND	ND	ND	ND	ND	ND
2-Methylphenol	ND	ND	ND	ND	ND	ND
2,2-Dicyclo(1-chloropropane)	ND	ND	ND	ND	ND	ND
4-Methylphenol	ND	ND	ND	ND	ND	ND
N-nitroso-di-n-propylamine	ND	ND	ND	ND	ND	ND
Hexachloroethane	ND	ND	ND	ND	ND	ND
Nitrobenzene	ND	ND	ND	ND	ND	ND
Isophrene	ND	ND	ND	ND	ND	ND
2-Nitrophenol	ND	ND	ND	ND	ND	ND
2,4-Dimethylphenol	ND	ND	ND	ND	ND	ND
Benzoic acid	ND	ND	ND	ND	ND	ND
Bis(2-chloroethoxy)methane	ND	ND	ND	ND	ND	ND
2,4-Dichlorophenol	ND	ND	ND	ND	ND	ND
1,2,4-Trichlorobenzene	ND	ND	ND	ND	ND	ND
Naphthalene	ND	ND	ND	ND	ND	ND
4-Chloroaniline	ND	ND	ND	ND	ND	ND
Hexachlorobutadiene	ND	ND	ND	ND	ND	ND
4-Chloro-3-methylphenol	ND	ND	ND	ND	ND	ND
2-Methylnaphthalene	ND	ND	ND	ND	ND	ND
Hexachlorocyclopentadiene	ND	ND	ND	ND	ND	ND
2,4,5-Trichlorophenol	ND	ND	ND	ND	ND	ND
2,4,5-Trichlorophenol	ND	ND	ND	ND	ND	ND
2-Chloronaphthalene	ND	ND	ND	ND	ND	ND
2-Nitroaniline	ND	ND	ND	ND	ND	ND
Dimethylphthalate	ND	ND	ND	ND	ND	ND
Acenaphthylene	ND	ND	ND	ND	ND	ND
3-Nitroaniline	ND	ND	ND	ND	ND	ND
Acenaphthene	ND	ND	ND	ND	ND	ND
2,4-Dinitrophenol	ND	ND	ND	ND	ND	ND
4-Nitrophenol	ND	ND	ND	ND	ND	ND
Dibenzofuran	ND	ND	ND	ND	ND	ND
2,4-Dinitrotoluene	ND	ND	ND	ND	ND	ND
2,6-Dinitrotoluene	ND	ND	ND	ND	ND	ND
Diethylphthalate	ND	ND	ND	ND	ND	ND
4-Chlorophenyl-phenylether	ND	ND	ND	ND	ND	ND
Fluorene	ND	ND	ND	ND	ND	ND
4-Nitroaniline	ND	ND	ND	ND	ND	ND
4,6-Dinitro-2-methylphenol	ND	ND	ND	ND	ND	ND
N-Nitrosodiphenylamine (1)	ND	ND	ND	ND	ND	ND
4-Bromophenyl-phenylether	ND	ND	ND	ND	ND	ND
Hexachlorobenzene	ND	ND	ND	ND	ND	ND
Pentachlorophenol	ND	ND	ND	ND	ND	ND
Phenanthrene	ND	ND	ND	ND	ND	ND
Anthracene	ND	ND	ND	ND	ND	ND
Di-n-Butylphthalate	ND	ND	ND	ND	ND	ND
Fluoranthene	ND	ND	ND	ND	ND	ND
Pyrene	ND	ND	ND	ND	ND	ND
Butylbenzylphthalate	ND	ND	ND	ND	ND	ND
3,3'-Dichlorobenzidine	ND	ND	ND	ND	ND	ND
Benzo(a)anthracene	ND	ND	ND	ND	ND	ND
Chrysene	ND	ND	ND	ND	ND	ND
Bis(2-ethylhexyl)phthalate	ND	ND	ND	ND	ND	ND
Di-n-octylphthalate	ND	ND	ND	ND	ND	ND
Benzo(b)fluoranthene	ND	ND	ND	ND	ND	ND
Benzo(k)fluoranthene	ND	ND	ND	ND	ND	ND
Benzo(a)pyrene	ND	ND	ND	ND	ND	ND
Indeno(1,2,3-cd)pyrene	ND	ND	ND	ND	ND	ND
Dibenzo(a,h)anthracene	ND	ND	ND	ND	ND	ND
Benzo(g,h,i)perylene	ND	ND	ND	ND	ND	ND
N-Nitrosodimethylamine	ND	ND	ND	ND	ND	ND
Aniline	ND	ND	ND	ND	ND	ND
Azobenzene	ND	ND	ND	ND	ND	ND
Benzdine	ND	ND	ND	ND	ND	ND

ppm = Parts per million
ND = Not detected
Detection limits are indicated in certified analytical reports.

Table 4
Soil Analytical Data
(ppm)

Former Shell Service Station
2724 Castro Valley Boulevard at Lake Chabot Road
Castro Valley, California

Sample ID	NW-3	SW-2	EW-1
Sample Date	12/17/92	12/17/92	12/17/92
Cadmium	ND	ND	ND
Chromium, total	40	29	28
Lead	ND	5.1	12
Nickel	28	30	29
Zinc	43	39	49

ppm = Parts per million
ND = Not detected
Detection limits are indicated in certified analytical reports.

Table 5
Soil Analytical Data
Stockpiled Soils
 Total Petroleum Hydrocarbons
 (TPH as Gasoline, BTEX Compounds, TPH as Diesel, and Total Oil and Grease)
 (ppm)

Former Shell Service Station
 2724 Castro Valley Boulevard at Lake Chabot Road
 Castro Valley, California

Sample ID	Date Sampled	TPH as Gasoline	Benzene	Toluene	Ethyl-benzene	Xylenes	TPH as Diesel	Total Oil and Grease
SP-1A-D	12/17/92	ND	ND	ND	ND	ND	ND	ND
SP-2A-D	06/18/93	1.3 a	ND	ND	ND	ND	3.5 b	130
SP-3ABDE	06/18/93	ND	ND	ND	ND	ND	10 b	180
SP-3FGHC	06/18/93	5.8 a	ND	ND	0.008	0.066	6.4 b	150
SP-4A-D	06/30/93	ND	ND	ND	ND	ND	ND	140
SP-4E-H	07/02/93	38 a	ND	ND	ND	ND	NA	1,700
SP-5A-D	07/02/93	410 a	0.58	0.58	0.52	3.2	NA	120
SP-5E-H	07/02/93	140 a	ND	ND	ND	0.69	NA	51
SP-6A-D	07/02/93	ND	ND	ND	ND	ND	ND	ND
SP-7A-D	07/12/93	100	0.35	2.7	2.7	18	NA	ND
SP-7E-H	07/12/93	200	0.69	0.88	3.4	20	NA	ND

ppm = Parts per million

ND = Not detected

NA = Not analyzed

a. Laboratory notes non-gasoline mix.

b. Laboratory notes non-diesel mix.

Detection limits are indicated in certified analytical reports.

Table 6
Soil Analytical Data
Stockpiled Soils
 Volatile Organic Compounds
 (ppm)

Former Shell Service Station
 2724 Castro Valley Boulevard at Lake Chabot Road
 Castro Valley, California

Sample ID Sample Date	SP-1A-D 12/17/92	SP-2A-D 06/18/93	SP-3ABDE 06/18/93	SP-3FGHC 06/18/93	SP-4A-D 06/18/93	SP-4E-H 07/02/93
Chloromethane	ND	ND	ND	ND	ND	ND
Vinyl chloride	ND	ND	ND	ND	ND	ND
Bromomethane	ND	ND	ND	ND	ND	ND
Chloroethane	ND	ND	ND	ND	ND	ND
Trichlorofluoromethane	ND	ND	ND	ND	ND	ND
1,1-Dichloroethene	ND	ND	ND	ND	ND	ND
Trichlorotrifluoroethane	ND	ND	ND	ND	ND	ND
Acetone	ND	ND	ND	ND	ND	ND
Carbon disulfide	ND	ND	ND	ND	ND	ND
Methylene chloride	ND	ND	ND	ND	ND	ND
Trans-1,2-dichloroethene	ND	ND	ND	ND	ND	ND
1,1-Dichloroethane	ND	ND	ND	ND	ND	ND
Cis-1,2-dichloroethene	ND	ND	ND	ND	ND	ND
2-Butanone	ND	ND	ND	ND	ND	ND
Chloroform	ND	ND	ND	ND	ND	ND
1,1,1-Trichloroethane	ND	ND	ND	ND	ND	ND
Carbon tetrachloride	ND	ND	ND	ND	ND	ND
Vinyl acetate	ND	ND	ND	ND	ND	ND
Benzene	ND	ND	ND	ND	ND	ND
1,2-Dichloroethane	ND	ND	ND	ND	ND	ND
Trichloroethene	ND	ND	ND	ND	ND	ND
1,2-Dichloropropane	ND	ND	ND	ND	ND	ND
Bromodichloromethane	ND	ND	ND	ND	ND	ND
Cis-1,3-dichloropropene	ND	ND	ND	ND	ND	ND
4-Methyl-2-pentanone	ND	ND	ND	ND	ND	ND
Toluene	ND	ND	ND	ND	ND	ND
Trans-1,3-dichloropropene	ND	ND	ND	ND	ND	ND
1,1,2-Trichloroethane	ND	ND	ND	ND	ND	ND
Tetrachloroethene	ND	ND	ND	ND	ND	ND
2-Hexanone	ND	ND	ND	ND	ND	ND
Dibromochloromethane	ND	ND	ND	ND	ND	ND
Chlorobenzene	ND	ND	ND	ND	ND	ND
Ethylbenzene	ND	ND	ND	ND	ND	ND
Xylene (Total)	ND	ND	ND	ND	ND	ND
Styrene	ND	ND	ND	ND	ND	ND
Bromoform	ND	ND	ND	ND	ND	ND
1,1,2,2-Tetrachloroethane	ND	ND	ND	ND	ND	ND
1,3-Dichlorobenzene	ND	ND	ND	ND	ND	ND
1,4-Dichlorobenzene	ND	ND	ND	ND	ND	ND
1,2-Dichlorobenzene	ND	ND	ND	ND	ND	ND

Table 6 (continued)
Soil Analytical Data
Stockpiled Soils
 Volatile Organic Compounds
 (ppm)

Former Shell Service Station
 2724 Castro Valley Boulevard at Lake Chabot Road
 Castro Valley, California

Sample ID Sample Date	SP-5A-D 07/02/93	SP-5E-H 07/02/93	SP-6A-D 07/02/93	SP-7A-D 07/12/93	SP-7E-H 07/12/93
Chloromethane	ND	ND	ND	ND	ND
Vinyl chloride	ND	ND	ND	ND	ND
Bromomethane	ND	ND	ND	ND	ND
Chloroethane	ND	ND	ND	ND	ND
Trichlorofluoromethane	ND	ND	ND	ND	ND
1,1-Dichloroethene	ND	ND	ND	ND	ND
Trichlorotrifluoroethane	ND	ND	ND	ND	ND
Acetone	ND	ND	ND	ND	ND
Carbon disulfide	ND	ND	ND	ND	ND
Methylene chloride	ND	ND	ND	ND	ND
Trans-1,2-dichloroethene	ND	ND	ND	ND	ND
1,1-Dichloroethane	ND	ND	ND	ND	ND
Cis-1,2-dichloroethene	ND	ND	ND	ND	ND
2-Butanone	ND	ND	ND	ND	ND
Chloroform	ND	ND	ND	ND	ND
1,1,1-Trichloroethane	ND	ND	ND	ND	ND
Carbon tetrachloride	ND	ND	ND	ND	ND
Vinyl acetate	ND	ND	ND	ND	ND
Benzene	0.580	ND	ND	0.350	0.690
1,2-Dichloroethane	ND	ND	ND	ND	ND
1,2-Dichloropropane	ND	ND	ND	ND	ND
Bromodichloromethane	ND	ND	ND	ND	ND
Cis-1,3-dichloropropene	ND	ND	ND	ND	ND
4-Methyl-2-pentanone	ND	ND	ND	ND	ND
Toluene	0.580	ND	ND	2.7	0.880
Trans-1,3-dichloropropene	ND	ND	ND	ND	ND
1,1,2-Trichloroethane	ND	ND	ND	ND	ND
Tetrachloroethene	ND	ND	ND	ND	ND
2-Hexanone	ND	ND	ND	ND	ND
Dibromochloromethane	ND	ND	ND	ND	ND
Chlorobenzene	ND	ND	ND	ND	ND
Ethylbenzene	0.520	ND	ND	2.7	3.4
Xylene (Total)	3.2	0.690	ND	1.8	20
Styrene	ND	ND	ND	ND	ND
Bromoform	ND	ND	ND	ND	ND
1,1,2,2-Tetrachloroethane	ND	ND	ND	ND	ND
1,3-Dichlorobenzene	ND	ND	ND	ND	ND
1,4-Dichlorobenzene	ND	ND	ND	ND	ND
1,2-Dichlorobenzene	ND	ND	ND	ND	ND

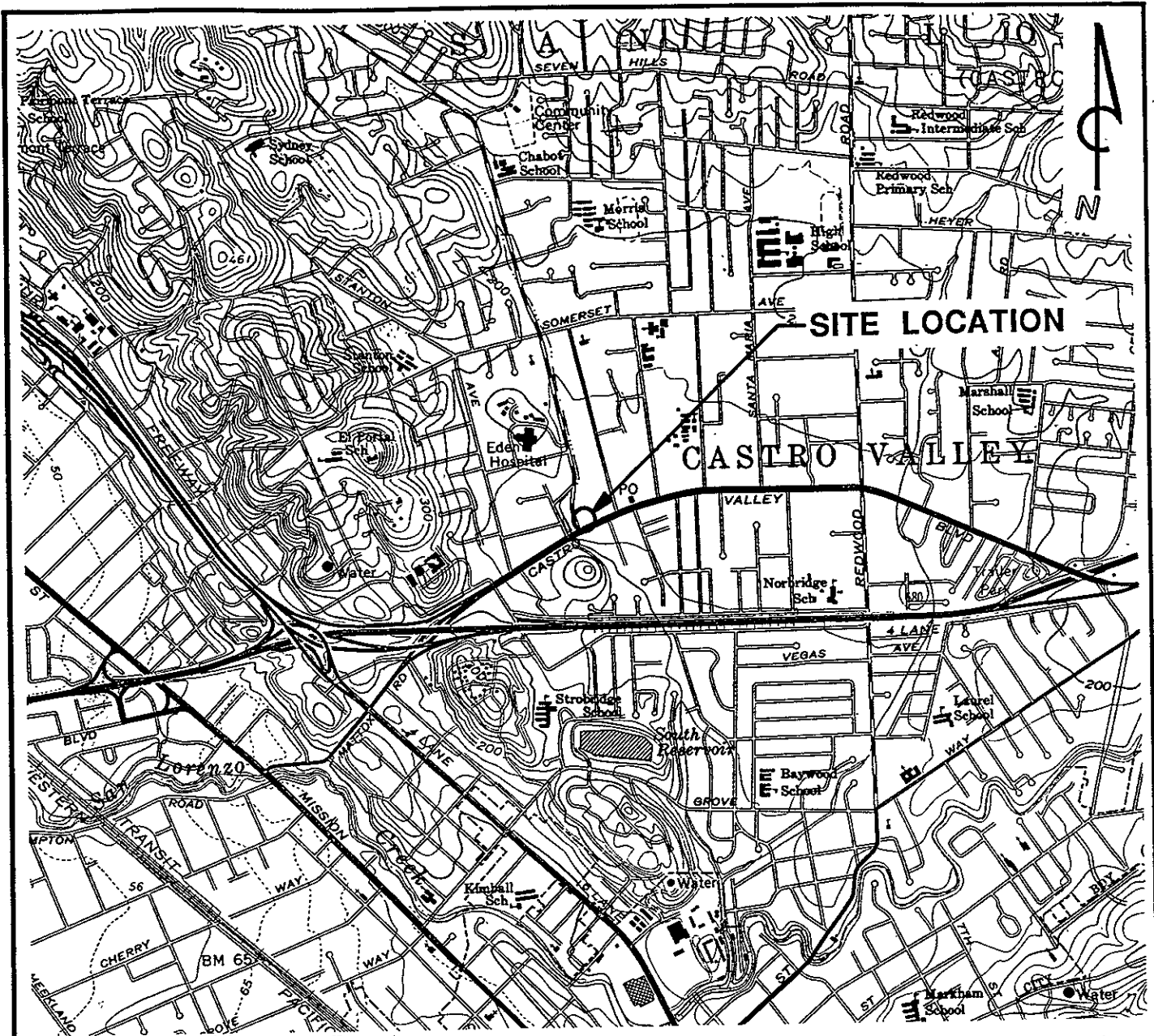
ppm = Parts per million
 ND = Not detected
 Detection limits are indicated in certified analytical reports.

Table 7 (continued)
Soil Analytical Data
Stockpiled Soils
 Semi-Volatile Organic Compounds
 (ppm)

Former Shell Service Station
 2724 Castro Valley Boulevard at Lake Chabot Road
 Castro Valley, California

Sample ID Sample Date	SP-5A-D 07/02/93	SP-5E-H 07/02/93	SP-6A-D 07/02/93	SP-7A-D 07/12/93	SP-7E-H 07/12/93
Phenol	ND	ND	ND	ND	ND
Bis(2-chloroethyl) ether	ND	ND	ND	ND	ND
2-Chlorophenol	ND	ND	ND	ND	ND
1,3-Dichlorobenzene	ND	ND	ND	ND	ND
1,4-Dichlorobenzene	ND	ND	ND	ND	ND
Benzyl alcohol	ND	ND	ND	ND	ND
1,2-Dichlorobenzene	ND	ND	ND	ND	ND
2-Methylphenol	ND	ND	ND	ND	ND
2,2'-Dybis(1-chloropropene)	ND	ND	ND	ND	ND
4-Methylphenol	ND	ND	ND	ND	ND
N-nitroso-di-n-propylamine	ND	ND	ND	ND	ND
Hexachloroethane	ND	ND	ND	ND	ND
Nitrobenzene	ND	ND	ND	ND	ND
Isophrene	ND	ND	ND	ND	ND
2-Nitrophenol	ND	ND	ND	ND	ND
2,4-Dimethylphenol	ND	ND	ND	ND	ND
Benzic acid	ND	ND	ND	ND	ND
Bis(2-chloroethoxy)methane	ND	ND	ND	ND	ND
2,4-Dichlorophenol	ND	ND	ND	ND	ND
1,2,4-Trichlorobenzene	ND	ND	ND	ND	ND
4-Chloroaniline	ND	ND	ND	ND	ND
Hexachlorobutadiene	ND	ND	ND	ND	ND
4-Chloro-3-methylphenol	ND	ND	ND	ND	ND
Hexachlorocyclopentadiene	ND	ND	ND	ND	ND
2,4,6-Trichlorophenol	ND	ND	ND	ND	ND
2,4,5-Trichlorophenol	ND	ND	ND	ND	ND
2-Chloronaphthalene	ND	ND	ND	ND	ND
Dimethylphthalate	ND	ND	ND	ND	ND
Acenaphthylene	ND	ND	ND	ND	ND
3-Nitroaniline	ND	ND	ND	ND	ND
Acenaphthene	ND	ND	ND	ND	ND
2,4-Dinitrophenol	ND	ND	ND	ND	ND
4-Nitrophenol	ND	ND	ND	ND	ND
Dibenzofuran	ND	ND	ND	ND	ND
2,4-Dinitrotoluene	ND	ND	ND	ND	ND
2,6-Dinitrotoluene	ND	ND	ND	ND	ND
Diethylphthalate	ND	ND	ND	ND	ND
4-Chlorophenyl-phenylether	ND	ND	ND	ND	ND
Fluorene	ND	ND	ND	ND	ND
4-Nitroaniline	ND	ND	ND	ND	ND
4,6-Dinitro-2-methylphenol	ND	ND	ND	ND	ND
N-Nitrosodiphenylamine (1)	ND	ND	ND	ND	ND
4-Bromophenyl-phenylether	ND	ND	ND	ND	ND
Hexachlorobenzene	ND	ND	ND	ND	ND
Pentachlorophenol	ND	ND	ND	ND	ND
Phenanthrene	ND	ND	ND	ND	ND
Anthracene	ND	ND	ND	ND	ND
Di-n-Butylphthalate	ND	ND	ND	ND	ND
Fluoranthene	ND	ND	ND	ND	ND
Pyrene	ND	ND	ND	ND	ND
Butylbenzylphthalate	ND	ND	ND	ND	ND
3,3'-Dichlorobenzidine	ND	ND	ND	ND	ND
Benzo(a)anthracene	ND	ND	ND	ND	ND
Chrysene	ND	ND	ND	ND	ND
Bis(2-ethylhexyl)phthalate	ND	ND	ND	ND	ND
Di-n-octylphthalate	ND	ND	ND	ND	ND
Benzo(b)fluoranthene	ND	ND	ND	ND	ND
Benzo(k)fluoranthene	ND	ND	ND	ND	ND
Benzo(a)pyrene	ND	ND	ND	ND	ND
Indeno(1,2,3-cd)pyrene	ND	ND	ND	ND	ND
Dibenz(a,h)anthracene	ND	ND	ND	ND	ND
Benzo(g,h,i)perylene	ND	ND	ND	ND	ND
N-Nitrosodimethylamine	ND	ND	ND	ND	ND
Aniline	ND	ND	ND	ND	ND
Azobenzene	ND	ND	ND	ND	ND
Benzidine	ND	ND	ND	ND	ND

ppm = Parts per million
 ND = Not detected
 Detection limits are indicated in certified analytical reports

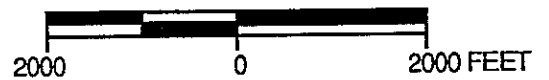


QUADRANGLE
LOCATION

REFERENCES:

USGS 7.5 MIN. TOPOGRAPHIC MAP
TITLED: HAYWARD, CALIFORNIA
DATED: 1959 REVISED: 1980

SCALE



PACIFIC
ENVIRONMENTAL
GROUP INC.

FORMER SHELL SERVICE STATION
2724 Castro Valley Boulevard at Lake Chabot Road
Castro Valley, California

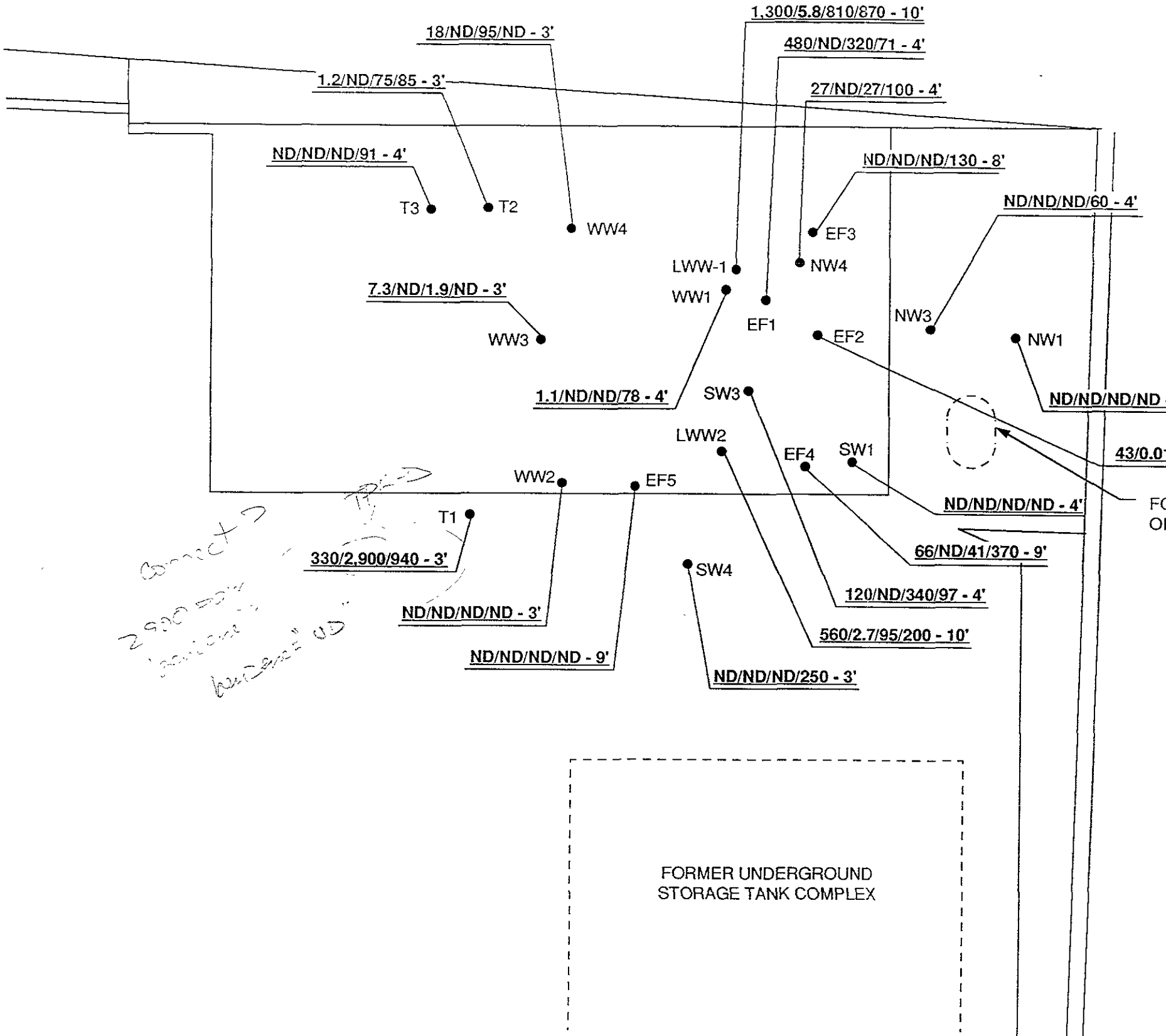
SITE LOCATION MAP

FIGURE:
1
PROJECT:
305-94.01

LAKE CHABOT ROAD



*Corrected
2990 soil
location
benzene ND*



LEGEND

NW1 ● SOIL SAMPLE LOCATION AND DESIGNATION

ND/ND/ND/ND - 4' TPH-g/BENZENE/TPH-d/OIL and GREASE CONCENTRATION IN SOIL, IN PARTS PER MILLION, AT DEPTH INDICATED IN FEET

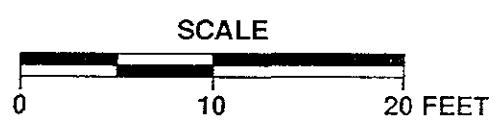
ND NOT DETECTED

FORMER WASTE OIL TANK

FORMER UNDERGROUND STORAGE TANK COMPLEX



PACIFIC ENVIRONMENTAL GROUP, INC.

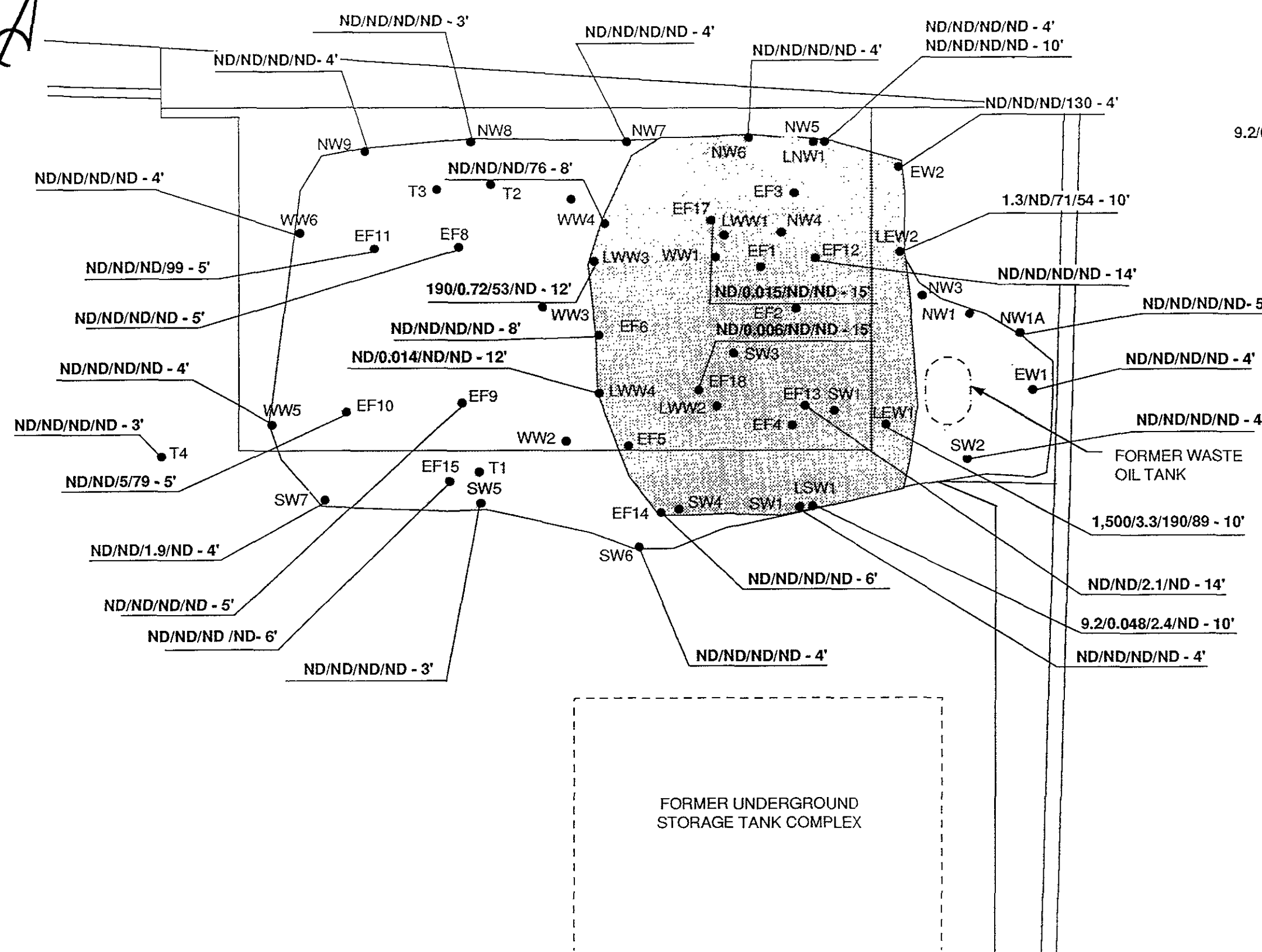


FORMER SHELL SERVICE STATION
2724 Castro Valley Boulevard at Lake Chabot Road,
Castro Valley, California

EXCAVATED SOIL SAMPLE CONCENTRATION MAP

FIGURE:
2
PROJECT:
305-094.01

LAKE CHABOT ROAD



LEGEND

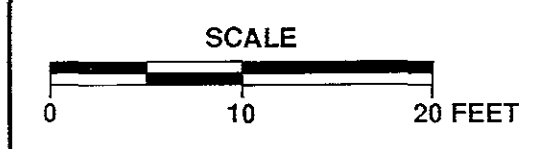
- EF17 ● SOIL SAMPLE LOCATION AND DESIGNATION
- 9.2/0.048/2.4/ND - 14' TPH-g/BENZENE/TPH-d/OIL and GREASE CONCENTRATION IN SOIL, IN PARTS PER MILLION, AT DEPTH INDICATED IN FEET

- ND NOT DETECTED
- EXTENT OF EXCAVATION TO AVERAGE DEPTH OF 5'
- ▨ EXTENT OF EXCAVATION TO AVERAGE DEPTH OF 14'

NOTE: SAMPLE LOCATIONS SHOWN WITHOUT ANALYTICAL DATA ARE FROM FIGURE 2. (SEE FIGURE 2 FOR DATA)



PACIFIC ENVIRONMENTAL GROUP, INC.



FORMER SHELL SERVICE STATION
2724 Castro Valley Boulevard at Lake Chabot Road,
Castro Valley, California

CLOSURE SOIL SAMPLE CONCENTRATION MAP

FIGURE:
3
PROJECT:
305-094.01

ATTACHMENT A
FIELD AND LABORATORY PROCEDURES

ATTACHMENT A

FIELD AND LABORATORY PROCEDURES

Soil Sampling

Soil samples were collected by advancing 2-inch diameter brass sample liners into undisturbed soil, or soil removed from an excavation by a backhoe bucket. Soil samples for chemical analysis were retained in the brass liners, labelled, and capped with Teflon sheets, plastic end caps, and Teflon tape. The samples were then sealed in zip-lock bags, placed on ice, and transported to the laboratory accompanied by the appropriate chain-of-custody documentation.

Organic Vapor Procedures

Selected soil samples were analyzed in the field for ionizable organic compounds using a photo-ionization detector with a 10.2 eV lamp. The test procedure involves measuring approximately 30 grams from an undisturbed soil sample, placing this subsample in a clean glass jar, and sealing the jar with aluminum foil secured under a ring-type threaded lid. The jar is warmed for approximately 20 minutes, then the foil is pierced and the head-space within the jar is tested for total organic vapor, measured in parts per million as benzene (ppm; volume/volume). The instrument was previously calibrated using a 100-ppm isobutylene standard (in air) and a sensitivity factor of 0.55, which relates the photo-ionization sensitivity of benzene (10.0 ppm) to the ionization potential of isobutylene (5.5 ppm). Results of these tests were used to assist in selection of samples for laboratory analysis.

Laboratory Procedures

Analyses for total petroleum hydrocarbons calculated as gasoline (TPH-g), TPH calculated as diesel (TPH-d), and TPH calculated as oil (TPH-o) were performed by the DHS LUFT method. Analysis for benzene, toluene, ethylbenzene, and xylenes was performed by modified EPA Method 8020. These analytical methods utilize gas chromatography and flame- or photo-ionization detection.

Analysis for total oil and grease was by the gravimetric method, EPA Method 5520 B and F. This analysis is also performed by gas chromatography and flame- or photo-ionization detection.

Analysis for volatile organics was by EPA Method 624/8240. Analysis for semi-volatile organics was by EPA Method 627/8270. These analytical methods utilize gas chromatography and mass spectrometry.

Analyses for metals were by California Assessment Manual techniques. The samples were extracted by chemical wet-lab techniques which vary by metal analyte. Detection was by atomic absorption, mass spectrometry, flame spectrometry, or photo-spectrometry, depending on the metal analyte.


Additional information on the laboratory analytical procedures used is included in the laboratory reports in Attachment B. All analyses were performed by California state-certified analytical laboratories.

ATTACHMENT B
CERTIFIED ANALYTICAL REPORTS



SEQUOIA ANALYTICAL

680 Chesapeake Drive • Redwood City, CA 94063
(415) 364-9600 • FAX (415) 364-9233



Pacific Environmental Group
2025 Gateway Place, Suite 440
San Jose, CA 95110
Attention: Maree Doden

Project: 305-94.01/Shell, Castro Valley

Enclosed are the results from 10 soil samples received at Sequoia Analytical on December 18, 1992. The requested analyses are listed below:

SAMPLE #	SAMPLE DESCRIPTION	DATE OF COLLECTION	TEST METHOD
2123843	Soil, EW-1	12/17/92	EPA 3550/8015 EPA 5030/8015/8020 EPA 8240 EPA 8270 SM 5520 E&F (Gravimetric) Miscellaneous Metals
2123844	Soil, NW-1	12/17/92	EPA 3550/8015 EPA 5030/8015/8020 SM 5520 E&F (Gravimetric)
2123845	Soil, NW-3	12/17/92	EPA 3550/8015 EPA 5030/8015/8020 EPA 8240 EPA 8270 SM 5520 E&F (Gravimetric) Miscellaneous Metals
2123846	Soil, NW-4	12/17/92	EPA 3550/8015 EPA 5030/8015/8020 SM 5520 E&F (Gravimetric)
2123847	Soil, WW-1	12/17/92	EPA 3550/8015 EPA 5030/8015/8020 SM 5520 E&F (Gravimetric)
2123848	Soil, EF-1	12/17/92	EPA 3550/8015 EPA 5030/8015/8020 SM 5520 E&F (Gravimetric)
2123849	Soil, SW-3	12/17/92	EPA 3550/8015 EPA 5030/8015/8020 SM 5520 E&F (Gravimetric)
2123850	Soil, SW-1	12/17/92	EPA 3550/8015 EPA 5030/8015/8020 SM 5520 E&F (Gravimetric)



SEQUOIA ANALYTICAL

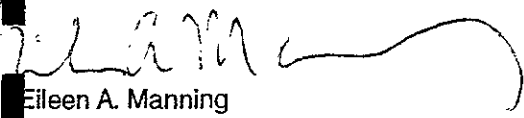
680 Chesapeake Drive • Redwood City, CA 94063
(415) 364-9600 • FAX (415) 364-9233

SAMPLE #	SAMPLE DESCRIPTION	DATE OF COLLECTION	TEST METHOD
2123851	Soil, SW-2	12/17/92	EPA 3550/8015 EPA 5030/8015/8020 EPA 8240 EPA 8270 SM 5520 E&F (Gravimetric) Miscellaneous Metals
2123852	Soil, SP-1A-D	12/17/92	EPA 3550/8015 EPA 5030/8015/8020 EPA 8240 EPA 8270 SM 5520 E&F (Gravimetric) TTLC Metals

Please contact me if you have any questions. In the meantime, thank you for the opportunity to work with you on this project.

Very truly yours,

SEQUOIA ANALYTICAL


Eileen A. Manning
Project Manager



SEQUOIA ANALYTICAL

680 Chesapeake Drive • Redwood City, CA 94063
(415) 364-9600 • FAX (415) 364-9233

Pacific Environmental Group
2025 Gateway Place, Suite 440
San Jose, CA 95110
Attention: Maree Doden

Client Project ID: 305-94.01/Shell, Castro Valley
Sample Matrix: Soil
Analysis Method: EPA 5030/8015/8020
First Sample #: 212-3843

Sampled: Dec 17, 1992
Received: Dec 18, 1992
Reported: Jan 4, 1993

TOTAL PURGEABLE PETROLEUM HYDROCARBONS with BTEX DISTINCTION

Analyte	Reporting Limit mg/kg	Sample I.D. 212-3843 EW-1	Sample I.D. 212-3844 NW-1	Sample I.D. 212-3845 NW-3	Sample I.D. 212-3846 NW-4	Sample I.D. 212-3847 WW-1	Sample I.D. 212-3848 EF-1
Purgeable Hydrocarbons	1.0	N.D.	N.D.	N.D.	27	1.1	480
Benzene	0.0050	N.D.	N.D.	N.D.	N.D.	N.D.	N.D.
Toluene	0.0050	N.D.	N.D.	N.D.	N.D.	N.D.	N.D.
Ethyl Benzene	0.0050	N.D.	N.D.	N.D.	N.D.	N.D.	0.35
Total Xylenes	0.0050	N.D.	N.D.	N.D.	N.D.	N.D.	0.75
Chromatogram Pattern:		--	--	--	Non-gas > C7	Non-gas > C7	Non-gas C7 - C12

Quality Control Data

Report Limit Multiplication Factor:	1.0	1.0	1.0	5.0	1.0	50
Date Analyzed:	12/23/92	12/23/92	12/23/92	12/23/92	12/23/92	12/23/92
Instrument Identification:	GCHP-7	GCHP-7	GCHP-7	GCHP-7	GCHP-7	GCHP-7
Surrogate Recovery, %: (QC Limits = 70-130%)	101	101	93	93	86	91

Purgeable Hydrocarbons are quantitated against a fresh gasoline standard.
Analytes reported as N.D. were not detected above the stated reporting limit.

SEQUOIA ANALYTICAL


Eileen A. Manning
Project Manager



SEQUOIA ANALYTICAL

680 Chesapeake Drive • Redwood City, CA 94063
(415) 364-9600 • FAX (415) 364-9233

Pacific Environmental Group	Client Project ID: 305-94.01/Shell, Castro Valley	Sampled: Dec 17, 1992
2025 Gateway Place, Suite 440	Sample Matrix: Soil	Received: Dec 18, 1992
San Jose, CA 95110	Analysis Method: EPA 5030/8015/8020	Reported: Jan 4, 1993
Attention: Maree Doden	First Sample #: 212-3849	

TOTAL PURGEABLE PETROLEUM HYDROCARBONS with BTEX DISTINCTION

Analyte	Reporting Limit mg/kg	Sample I.D. 212-3849 SW-3	Sample I.D. 212-3850 SW-1	Sample I.D. 212-3851 SW-2	Sample I.D. 212-3852 SP-1A-D
Purgeable Hydrocarbons	1.0	120	N.D.	N.D.	N.D.
Benzene	0.0050	N.D.	N.D.	N.D.	N.D.
Toluene	0.0050	N.D.	N.D.	N.D.	N.D.
Ethyl Benzene	0.0050	N.D.	N.D.	N.D.	N.D.
Total Xylenes	0.0050	N.D.	N.D.	N.D.	N.D.
Chromatogram Pattern:		Non-gas C7 - C12	--	--	--

Quality Control Data

Report Limit Multiplication Factor:	50	1.0	1.0	1.0
Date Analyzed:	12/23/92	12/23/92	12/23/92	12/23/92
Instrument Identification:	GCHP-7	GCHP-7	GCHP-7	GCHP-7
Surrogate Recovery, %: (QC Limits = 70-130%)	93	91	92	95

Purgeable Hydrocarbons are quantitated against a fresh gasoline standard.
Analytes reported as N.D. were not detected above the stated reporting limit.

SEQUOIA ANALYTICAL

Eileen A. Manning
Eileen A. Manning
Project Manager



SEQUOIA ANALYTICAL

680 Chesapeake Drive • Redwood City, CA 94063
(415) 364-9600 • FAX (415) 364-9233

Pacific Environmental Group
2025 Gateway Place, Suite 440
San Jose, CA 95110
Attention: Maree Doden

Client Project ID: 305-94.01/Shell, Castro Valley
Sample Matrix: Soil
Analysis Method: EPA 3550/8015
First Sample #: 212-3843

Sampled: Dec 17, 1992
Received: Dec 18, 1992
Reported: Jan 4, 1993

TOTAL EXTRACTABLE PETROLEUM HYDROCARBONS

Analyte	Reporting Limit mg/kg	Sample I.D. 212-3843 EW-1	Sample I.D. 212-3844 NW-1	Sample I.D. 212-3845 NW-3	Sample I.D. 212-3846 NW-4	Sample I.D. 212-3847 WW-1	Sample I.D. 212-3848 EF-1
Extractable Hydrocarbons	1.0	N.D.	N.D.	N.D.	27	N.D.	320
Chromatogram Pattern:		--	--	--	Non-diesel mix < C15	--	Non-diesel mix < c16

Quality Control Data

Report Limit Multiplication Factor:	1.0	1.0	1.0	1.0	1.0	20
Date Extracted:	12/23/92	12/23/92	12/23/92	12/23/92	12/23/92	12/23/92
Date Analyzed:	12/23/92	12/23/92	12/23/92	12/23/92	12/23/92	12/28/92
Instrument Identification:	GCHP-4 INJ. B	GCHP-4 INJ. B	GCHP-4 INJ. B	GCHP-4 INJ. B	GCHP-4 INJ. B	GCHP-4 INJ. B

Extractable Hydrocarbons are quantitated against a fresh diesel standard.
Analytes reported as N.D. were not detected above the stated reporting limit.

SEQUOIA ANALYTICAL


Eileen A. Manning
Project Manager



SEQUOIA ANALYTICAL

680 Chesapeake Drive • Redwood City, CA 94063
(415) 364-9600 • FAX (415) 364-9233

Pacific Environmental Group
2025 Gateway Place, Suite 440
San Jose, CA 95110
Attention: Maree Doden

Client Project ID: 305-94.01/Shell, Castro Valley
Sample Matrix: Soil
Analysis Method: EPA 3550/8015
First Sample #: 212-3849

Sampled: Dec 17, 1992
Received: Dec 18, 1992
Reported: Jan 4, 1993

TOTAL EXTRACTABLE PETROLEUM HYDROCARBONS

Analyte	Reporting Limit mg/kg	Sample I.D. 212-3849 SW-3	Sample I.D. 212-3850 SW-1	Sample I.D. 212-3851 SW-2	Sample I.D. 212-3852 SP-1A-D
Extractable Hydrocarbons	1.0	340	N.D.	N.D.	N.D.
Chromatogram Pattern:		Non-diesel mix < C14	--	--	--

Quality Control Data

Report Limit Multiplication Factor:	20	1.0	1.0	1.0
Date Extracted:	12/23/93	12/23/92	12/23/92	12/23/92
Date Analyzed:	12/28/93	12/23/92	12/23/92	12/23/92
Instrument Identification:	GCHP-4 INJ. B	GCHP-4 INJ. B	GCHP-4 INJ. B	GCHP-4 INJ. B

Extractable Hydrocarbons are quantitated against a fresh diesel standard.
Analytes reported as N.D. were not detected above the stated reporting limit.

SEQUOIA ANALYTICAL


Eileen A. Manning
Project Manager



SEQUOIA ANALYTICAL

680 Chesapeake Drive • Redwood City, CA 94063
(415) 364-9600 • FAX (415) 364-9233

Pacific Environmental Group
2025 Gateway Place, Suite 440
San Jose, CA 95110
Attention: Maree Doden

Client Project ID: 305-94.01/Shell, Castro Valley
Sample Descript: Soil, EW-1
Analysis Method: EPA 8240
Lab Number: 212-3843

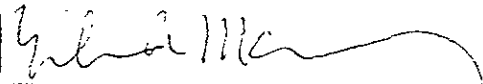
Sampled: Dec 17, 1992
Received: Dec 18, 1992
Analyzed: Dec 28, 1993
Reported: Jan 4, 1993

VOLATILE ORGANICS by GC/MS (EPA 8240)

Analyte	Detection Limit µg/kg	Sample Results µg/kg
Acetone.....	500	N.D.
Benzene.....	100	N.D.
Bromodichloromethane.....	100	N.D.
Bromoform.....	100	N.D.
Bromomethane.....	100	N.D.
2-Butanone.....	500	N.D.
Carbon disulfide.....	100	N.D.
Carbon tetrachloride.....	100	N.D.
Chlorobenzene.....	100	N.D.
Chloroethane.....	100	N.D.
2-Chloroethyl vinyl ether.....	500	N.D.
Chloroform.....	100	N.D.
Chloromethane.....	100	N.D.
Dibromochloromethane.....	100	N.D.
1,1-Dichloroethane.....	100	N.D.
1,2-Dichloroethane.....	100	N.D.
1,1-Dichloroethene.....	100	N.D.
cis-1,2-Dichloroethene.....	100	N.D.
trans-1,2-Dichloroethene.....	100	N.D.
1,2-Dichloropropane.....	100	N.D.
cis-1,3-Dichloropropene.....	100	N.D.
trans-1,3-Dichloropropene.....	100	N.D.
Ethylbenzene.....	100	N.D.
2-Hexanone.....	500	N.D.
Methylene chloride.....	250	N.D.
4-Methyl-2-pentanone.....	500	N.D.
Styrene.....	100	N.D.
1,1,2,2-Tetrachloroethane.....	100	N.D.
Tetrachloroethene.....	100	N.D.
Toluene.....	100	N.D.
1,1,1-Trichloroethane.....	100	N.D.
1,1,2-Trichloroethane.....	100	N.D.
Trichloroethene.....	100	N.D.
Trichlorofluoromethane.....	100	N.D.
Vinyl acetate.....	100	N.D.
Vinyl chloride.....	100	N.D.
Total Xylenes.....	100	N.D.

Analytes reported as N.D. were not present above the stated limit of detection.

SEQUOIA ANALYTICAL


Eileen A. Manning
Project Manager



SEQUOIA ANALYTICAL

680 Chesapeake Drive • Redwood City, CA 94063
(415) 364-9600 • FAX (415) 364-9233

Pacific Environmental Group
2025 Gateway Place, Suite 440
San Jose, CA 95110
Attention: Maree Doden

Client Project ID: 305-94.01/Shell, Castro Valley
Sample Descript: Soil, NW-3
Analysis Method: EPA 8240
Lab Number: 212-3845


Sampled: Dec 17, 1992
Received: Dec 18, 1992
Analyzed: Dec 28, 1993
Reported: Jan 4, 1993

VOLATILE ORGANICS by GC/MS (EPA 8240)

Analyte	Detection Limit µg/kg	Sample Results µg/kg
Acetone.....	500	N.D.
Benzene.....	100	N.D.
Bromodichloromethane.....	100	N.D.
Bromoform.....	100	N.D.
Bromomethane.....	100	N.D.
2-Butanone.....	500	N.D.
Carbon disulfide.....	100	N.D.
Carbon tetrachloride.....	100	N.D.
Chlorobenzene.....	100	N.D.
Chloroethane.....	100	N.D.
2-Chloroethyl vinyl ether.....	500	N.D.
Chloroform.....	100	N.D.
Chloromethane.....	100	N.D.
Dibromochloromethane.....	100	N.D.
1,1-Dichloroethane.....	100	N.D.
1,2-Dichloroethane.....	100	N.D.
1,1-Dichloroethene.....	100	N.D.
cis-1,2-Dichloroethene.....	100	N.D.
trans-1,2-Dichloroethene.....	100	N.D.
1,2-Dichloropropane.....	100	N.D.
cis-1,3-Dichloropropene.....	100	N.D.
trans-1,3-Dichloropropene.....	100	N.D.
Ethylbenzene.....	100	N.D.
2-Hexanone.....	500	N.D.
Methylene chloride.....	250	N.D.
4-Methyl-2-pentanone.....	500	N.D.
Styrene.....	100	N.D.
1,1,2,2-Tetrachloroethane.....	100	N.D.
Tetrachloroethene.....	100	N.D.
Toluene.....	100	N.D.
1,1,1-Trichloroethane.....	100	N.D.
1,1,2-Trichloroethane.....	100	N.D.
Trichloroethene.....	100	N.D.
Trichlorofluoromethane.....	100	N.D.
Vinyl acetate.....	100	N.D.
Vinyl chloride.....	100	N.D.
Total Xylenes.....	100	N.D.

Analytes reported as N.D. were not present above the stated limit of detection.

SEQUOIA ANALYTICAL


Eileen A. Manning
Project Manager



SEQUOIA ANALYTICAL

680 Chesapeake Drive • Redwood City, CA 94063
(415) 364-9600 • FAX (415) 364-9233

Pacific Environmental Group
2025 Gateway Place, Suite 440
San Jose, CA 95110
Attention: Maree Doden

Client Project ID: 305-94.01/Shell, Castro Valley
Sample Descript: Soil, SW-2
Analysis Method: EPA 8240
Lab Number: 212-3851

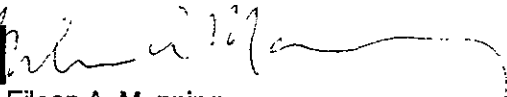
Sampled: Dec 17, 1992
Received: Dec 18, 1992
Analyzed: Dec 28, 1993
Reported: Jan 4, 1993

VOLATILE ORGANICS by GC/MS (EPA 8240)

Analyte	Detection Limit µg/kg	Sample Results µg/kg
Acetone.....	500	N.D.
Benzene.....	100	N.D.
Bromodichloromethane.....	100	N.D.
Bromoform.....	100	N.D.
Bromomethane.....	100	N.D.
2-Butanone.....	500	N.D.
Carbon disulfide.....	100	N.D.
Carbon tetrachloride.....	100	N.D.
Chlorobenzene.....	100	N.D.
Chloroethane.....	100	N.D.
2-Chloroethyl vinyl ether.....	500	N.D.
Chloroform.....	100	N.D.
Chloromethane.....	100	N.D.
Dibromochloromethane.....	100	N.D.
1,1-Dichloroethane.....	100	N.D.
1,2-Dichloroethane.....	100	N.D.
1,1-Dichloroethene.....	100	N.D.
cis-1,2-Dichloroethene.....	100	N.D.
trans-1,2-Dichloroethene.....	100	N.D.
1,2-Dichloropropane.....	100	N.D.
cis-1,3-Dichloropropene.....	100	N.D.
trans-1,3-Dichloropropene.....	100	N.D.
Ethylbenzene.....	100	N.D.
2-Hexanone.....	500	N.D.
Methylene chloride.....	250	N.D.
4-Methyl-2-pentanone.....	500	N.D.
Styrene.....	100	N.D.
1,1,2,2-Tetrachloroethane.....	100	N.D.
Tetrachloroethene.....	100	N.D.
Toluene.....	100	N.D.
1,1,1-Trichloroethane.....	100	N.D.
1,1,2-Trichloroethane.....	100	N.D.
Trichloroethene.....	100	N.D.
Trichlorofluoromethane.....	100	N.D.
Vinyl acetate.....	100	N.D.
Vinyl chloride.....	100	N.D.
Total Xylenes.....	100	N.D.

Analytes reported as N.D. were not present above the stated limit of detection.

SEQUOIA ANALYTICAL


Eileen A. Manning
Project Manager



SEQUOIA ANALYTICAL

680 Chesapeake Drive • Redwood City, CA 94063
(415) 364-9600 • FAX (415) 364-9233

Pacific Environmental Group
2025 Gateway Place, Suite 440
San Jose, CA 95110
Attention: Maree Doden

Client Project ID: 305-94.01/Shell, Castro Valley
Sample Descript: Soil, SP-1A-D
Analysis Method: EPA 8240
Lab Number: 212-3852


Sampled: Dec 17, 1992
Received: Dec 18, 1992
Analyzed: Dec 28, 1993
Reported: Jan 4, 1993

VOLATILE ORGANICS by GC/MS (EPA 8240)

Analyte	Detection Limit µg/kg	Sample Results µg/kg
Acetone.....	500	N.D.
Benzene.....	100	N.D.
Bromodichloromethane.....	100	N.D.
Bromoform.....	100	N.D.
Bromomethane.....	100	N.D.
2-Butanone.....	500	N.D.
Carbon disulfide.....	100	N.D.
Carbon tetrachloride.....	100	N.D.
Chlorobenzene.....	100	N.D.
Chloroethane.....	100	N.D.
2-Chloroethyl vinyl ether.....	500	N.D.
Chloroform.....	100	N.D.
Chloromethane.....	100	N.D.
Dibromochloromethane.....	100	N.D.
1,1-Dichloroethane.....	100	N.D.
1,2-Dichloroethane.....	100	N.D.
1,1-Dichloroethene.....	100	N.D.
cis-1,2-Dichloroethene.....	100	N.D.
trans-1,2-Dichloroethene.....	100	N.D.
1,2-Dichloropropane.....	100	N.D.
cis-1,3-Dichloropropene.....	100	N.D.
trans-1,3-Dichloropropene.....	100	N.D.
Ethylbenzene.....	100	N.D.
2-Hexanone.....	500	N.D.
Methylene chloride.....	250	N.D.
4-Methyl-2-pentanone.....	500	N.D.
Styrene.....	100	N.D.
1,1,2,2-Tetrachloroethane.....	100	N.D.
Tetrachloroethene.....	100	N.D.
Toluene.....	100	N.D.
1,1,1-Trichloroethane.....	100	N.D.
1,1,2-Trichloroethane.....	100	N.D.
Trichloroethene.....	100	N.D.
Trichlorofluoromethane.....	100	N.D.
Vinyl acetate.....	100	N.D.
Vinyl chloride.....	100	N.D.
Total Xylenes.....	100	N.D.

Analytes reported as N.D. were not present above the stated limit of detection.

SEQUOIA ANALYTICAL


Eileen A. Manning
Project Manager



SEQUOIA ANALYTICAL

680 Chesapeake Drive • Redwood City, CA 94063
(415) 364-9600 • FAX (415) 364-9233

Pacific Environmental Group
2025 Gateway Place, Suite 440
San Jose, CA 95110
Attention: Maree Doden

Client Project ID: 305-94.01/Shell, Castro Valley
Sample Descript: Soil, EW-1
Analysis Method: EPA 8270
Lab Number: 212-3843

Sampled: Dec 17, 1992
Received: Dec 18, 1992
Extracted: Dec 23, 1992
Analyzed: Dec 23, 1992
Reported: Jan 4, 1993

SEMI-VOLATILE ORGANICS by GC/MS (EPA 8270)

Analyte	Detection Limit µg/kg	Sample Results µg/kg
Acenaphthene.....	100	N.D.
Acenaphthylene.....	100	N.D.
Aniline.....	100	N.D.
Anthracene.....	100	N.D.
Benzidine.....	2,500	N.D.
Benzoic Acid.....	500	N.D.
Benzo(a)anthracene.....	100	N.D.
Benzo(b)fluoranthene.....	100	N.D.
Benzo(k)fluoranthene.....	100	N.D.
Benzo(g,h,i)perylene.....	100	N.D.
Benzo(a)pyrene.....	100	N.D.
Benzyl alcohol.....	100	N.D.
Bis(2-chloroethoxy)methane.....	100	N.D.
Bis(2-chloroethyl)ether.....	100	N.D.
Bis(2-chloroisopropyl)ether.....	100	N.D.
Bis(2-ethylhexyl)phthalate.....	500	N.D.
4-Bromophenyl phenyl ether.....	100	N.D.
Butyl benzyl phthalate.....	100	N.D.
4-Chloroaniline.....	100	N.D.
2-Chloronaphthalene.....	100	N.D.
4-Chloro-3-methylphenol.....	100	N.D.
2-Chlorophenol.....	100	N.D.
4-Chlorophenyl phenyl ether.....	100	N.D.
Chrysene.....	100	N.D.
Dibenz(a,h)anthracene.....	100	N.D.
Dibenzofuran.....	100	N.D.
Di-N-butyl phthalate.....	500	N.D.
1,3-Dichlorobenzene.....	100	N.D.
1,4-Dichlorobenzene.....	100	N.D.
1,2-Dichlorobenzene.....	100	N.D.
3,3-Dichlorobenzidine.....	500	N.D.
2,4-Dichlorophenol.....	100	N.D.
Diethyl phthalate.....	100	N.D.
2,4-Dimethylphenol.....	100	N.D.
Dimethyl phthalate.....	100	N.D.
4,6-Dinitro-2-methylphenol.....	500	N.D.
2,4-Dinitrophenol.....	500	N.D.



SEQUOIA ANALYTICAL

680 Chesapeake Drive • Redwood City, CA 94063
(415) 364-9600 • FAX (415) 364-9233

Pacific Environmental Group
2025 Gateway Place, Suite 440
San Jose, CA 95110
Attention: Maree Doden

Client Project ID: 305-94.01/Shell, Castro Valley
Sample Descript: Soil, EW-1
Analysis Method: EPA 8270
Lab Number: 212-3843

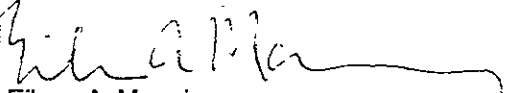
Sampled: Dec 17, 1992
Received: Dec 18, 1992
Extracted: Dec 23, 1992
Analyzed: Dec 23, 1992
Reported: Jan 4, 1993

SEMI-VOLATILE ORGANICS by GC/MS (EPA 8270)

Analyte	Detection Limit µg/kg	Sample Results µg/kg
2,4-Dinitrotoluene.....	100	N.D.
2,6-Dinitrotoluene.....	100	N.D.
Di-N-octyl phthalate.....	100	N.D.
Fluoranthene.....	100	N.D.
Fluorene.....	100	N.D.
Hexachlorobenzene.....	100	N.D.
Hexachlorobutadiene.....	100	N.D.
Hexachlorocyclopentadiene.....	100	N.D.
Hexachloroethane.....	100	N.D.
Indeno(1,2,3-cd)pyrene.....	100	N.D.
Isophorone.....	100	N.D.
2-Methylnaphthalene.....	100	N.D.
2-Methylphenol.....	100	N.D.
4-Methylphenol.....	100	N.D.
Naphthalene.....	100	N.D.
2-Nitroaniline.....	500	N.D.
3-Nitroaniline.....	500	N.D.
4-Nitroaniline.....	500	N.D.
Nitrobenzene.....	100	N.D.
2-Nitrophenol.....	100	N.D.
4-Nitrophenol.....	500	N.D.
N-Nitrosodiphenylamine.....	100	N.D.
N-Nitroso-di-N-propylamine.....	100	N.D.
Pentachlorophenol.....	500	N.D.
Phenanthrene.....	100	N.D.
Phenol.....	100	N.D.
Pyrene.....	100	N.D.
1,2,4-Trichlorobenzene.....	100	N.D.
2,4,5-Trichlorophenol.....	500	N.D.
2,4,6-Trichlorophenol.....	100	N.D.

Analytes reported as N.D. were not present above the stated limit of detection.

SEQUOIA ANALYTICAL


Eileen A. Manning
Project Manager



SEQUOIA ANALYTICAL

680 Chesapeake Drive • Redwood City, CA 94063
(415) 364-9600 • FAX (415) 364-9233

Pacific Environmental Group
2025 Gateway Place, Suite 440
San Jose, CA 95110
Attention: Maree Doden

Client Project ID: 305-94.01/Shell, Castro Valley
Sample Descript: Soil, NW-3
Analysis Method: EPA 8270
Lab Number: 212-3845

Sampled: Dec 17, 1992
Received: Dec 18, 1992
Extracted: Dec 23, 1992
Analyzed: Dec 23, 1992
Reported: Jan 4, 1993

SEMI-VOLATILE ORGANICS by GC/MS (EPA 8270)

Analyte	Detection Limit µg/kg	Sample Results µg/kg
Acenaphthene.....	100	N.D.
Acenaphthylene.....	100	N.D.
Aniline.....	100	N.D.
Anthracene.....	100	N.D.
Benzidine.....	2,500	N.D.
Benzoic Acid.....	500	N.D.
Benzo(a)anthracene.....	100	N.D.
Benzo(b)fluoranthene.....	100	N.D.
Benzo(k)fluoranthene.....	100	N.D.
Benzo(g,h,i)perylene.....	100	N.D.
Benzo(a)pyrene.....	100	N.D.
Benzyl alcohol.....	100	N.D.
Bis(2-chloroethoxy)methane.....	100	N.D.
Bis(2-chloroethyl)ether.....	100	N.D.
Bis(2-chloroisopropyl)ether.....	100	N.D.
Bis(2-ethylhexyl)phthalate.....	500	N.D.
4-Bromophenyl phenyl ether.....	100	N.D.
Butyl benzyl phthalate.....	100	N.D.
4-Chloroaniline.....	100	N.D.
2-Chloronaphthalene.....	100	N.D.
4-Chloro-3-methylphenol.....	100	N.D.
2-Chlorophenol.....	100	N.D.
4-Chlorophenyl phenyl ether.....	100	N.D.
Chrysene.....	100	N.D.
Dibenz(a,h)anthracene.....	100	N.D.
Dibenzofuran.....	100	N.D.
Di-N-butyl phthalate.....	500	N.D.
1,3-Dichlorobenzene.....	100	N.D.
1,4-Dichlorobenzene.....	100	N.D.
1,2-Dichlorobenzene.....	100	N.D.
3,3-Dichlorobenzidine.....	500	N.D.
2,4-Dichlorophenol.....	100	N.D.
Diethyl phthalate.....	100	N.D.
2,4-Dimethylphenol.....	100	N.D.
Dimethyl phthalate.....	100	N.D.
4,6-Dinitro-2-methylphenol.....	500	N.D.
2,4-Dinitrophenol.....	500	N.D.



SEQUOIA ANALYTICAL

680 Chesapeake Drive • Redwood City, CA 94063
(415) 364-9600 • FAX (415) 364-9233

Pacific Environmental Group
2025 Gateway Place, Suite 440
San Jose, CA 95110
Attention: Maree Doden

Client Project ID: 305-94.01/Shell, Castro Valley
Sample Descript: Soil, NW-3
Analysis Method: EPA 8270
Lab Number: 212-3845

Sampled: Dec 17, 1992
Received: Dec 18, 1992
Extracted: Dec 23, 1992
Analyzed: Dec 23, 1992
Reported: Jan 4, 1993

SEMI-VOLATILE ORGANICS by GC/MS (EPA 8270)

Analyte	Detection Limit µg/kg	Sample Results µg/kg
2,4-Dinitrotoluene.....	100	N.D.
2,6-Dinitrotoluene.....	100	N.D.
Di-N-octyl phthalate.....	100	N.D.
Fluoranthene.....	100	N.D.
Fluorene.....	100	N.D.
Hexachlorobenzene.....	100	N.D.
Hexachlorobutadiene.....	100	N.D.
Hexachlorocyclopentadiene.....	100	N.D.
Hexachloroethane.....	100	N.D.
Indeno(1,2,3-cd)pyrene.....	100	N.D.
Isophorone.....	100	N.D.
2-Methylnaphthalene.....	100	N.D.
2-Methylphenol.....	100	N.D.
4-Methylphenol.....	100	N.D.
Naphthalene.....	100	N.D.
2-Nitroaniline.....	500	N.D.
3-Nitroaniline.....	500	N.D.
4-Nitroaniline.....	500	N.D.
Nitrobenzene.....	100	N.D.
2-Nitrophenol.....	100	N.D.
4-Nitrophenol.....	500	N.D.
N-Nitrosodiphenylamine.....	100	N.D.
N-Nitroso-di-N-propylamine.....	100	N.D.
Pentachlorophenol.....	500	N.D.
Phenanthrene.....	100	N.D.
Phenol.....	100	N.D.
Pyrene.....	100	N.D.
1,2,4-Trichlorobenzene.....	100	N.D.
2,4,5-Trichlorophenol.....	500	N.D.
2,4,6-Trichlorophenol.....	100	N.D.

Analytes reported as N.D. were not present above the stated limit of detection.

SEQUOIA ANALYTICAL


Eileen A. Manning
Project Manager



SEQUOIA ANALYTICAL

680 Chesapeake Drive • Redwood City, CA 94063
(415) 364-9600 • FAX (415) 364-9233

Pacific Environmental Group
2025 Gateway Place, Suite 440
San Jose, CA 95110
Attention: Maree Doden

Client Project ID: 305-94.01/Shell, Castro Valley
Sample Descript: Soil, SW-2
Analysis Method: EPA 8270
Lab Number: 212-3851

Sampled: Dec 17, 1992
Received: Dec 18, 1992
Extracted: Dec 23, 1992
Analyzed: Dec 23, 1992
Reported: Jan 4, 1993

SEMI-VOLATILE ORGANICS by GC/MS (EPA 8270)

Analyte	Detection Limit µg/kg	Sample Results µg/kg
Acenaphthene.....	100	N.D.
Acenaphthylene.....	100	N.D.
Aniline.....	100	N.D.
Anthracene.....	100	N.D.
Benzidine.....	2,500	N.D.
Benzoic Acid.....	500	N.D.
Benzo(a)anthracene.....	100	N.D.
Benzo(b)fluoranthene.....	100	N.D.
Benzo(k)fluoranthene.....	100	N.D.
Benzo(g,h,i)perylene.....	100	N.D.
Benzo(a)pyrene.....	100	N.D.
Benzyl alcohol.....	100	N.D.
Bis(2-chloroethoxy)methane.....	100	N.D.
Bis(2-chloroethyl) ether.....	100	N.D.
Bis(2-chloroisopropyl) ether.....	100	N.D.
Bis(2-ethylhexyl)phthalate.....	500	N.D.
4-Bromophenyl phenyl ether.....	100	N.D.
Butyl benzyl phthalate.....	100	N.D.
4-Chloroaniline.....	100	N.D.
2-Chloronaphthalene.....	100	N.D.
4-Chloro-3-methylphenol.....	100	N.D.
2-Chlorophenol.....	100	N.D.
4-Chlorophenyl phenyl ether.....	100	N.D.
Chrysene.....	100	N.D.
Dibenz(a,h)anthracene.....	100	N.D.
Dibenzofuran.....	100	N.D.
Di-N-butyl phthalate.....	500	N.D.
1,3-Dichlorobenzene.....	100	N.D.
1,4-Dichlorobenzene.....	100	N.D.
1,2-Dichlorobenzene.....	100	N.D.
3,3-Dichlorobenzidine.....	500	N.D.
2,4-Dichlorophenol.....	100	N.D.
Diethyl phthalate.....	100	N.D.
2,4-Dimethylphenol.....	100	N.D.
Dimethyl phthalate.....	100	N.D.
4,6-Dinitro-2-methylphenol.....	500	N.D.
2,4-Dinitrophenol.....	500	N.D.



SEQUOIA ANALYTICAL

680 Chesapeake Drive • Redwood City, CA 94063
(415) 364-9600 • FAX (415) 364-9233

Pacific Environmental Group
2025 Gateway Place, Suite 440
San Jose, CA 95110
Attention: Maree Doden

Client Project ID: 305-94.01/Shell, Castro Valley
Sample Descript: Soil, SW-2
Analysis Method: EPA 8270
Lab Number: 212-3851

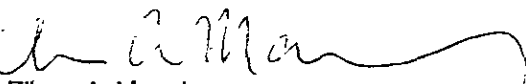
Sampled: Dec 17, 1992
Received: Dec 18, 1992
Extracted: Dec 23, 1992
Analyzed: Dec 23, 1992
Reported: Jan 4, 1993

SEMI-VOLATILE ORGANICS by GC/MS (EPA 8270)

Analyte	Detection Limit µg/kg	Sample Results µg/kg
2,4-Dinitrotoluene.....	100	N.D.
2,6-Dinitrotoluene.....	100	N.D.
Di-N-octyl phthalate.....	100	N.D.
Fluoranthene.....	100	N.D.
Fluorene.....	100	N.D.
Hexachlorobenzene.....	100	N.D.
Hexachlorobutadiene.....	100	N.D.
Hexachlorocyclopentadiene.....	100	N.D.
Hexachloroethane.....	100	N.D.
Indeno(1,2,3-cd)pyrene.....	100	N.D.
Isophorone.....	100	N.D.
2-Methylnaphthalene.....	100	N.D.
2-Methylphenol.....	100	N.D.
4-Methylphenol.....	100	N.D.
Naphthalene.....	100	N.D.
2-Nitroaniline.....	500	N.D.
3-Nitroaniline.....	500	N.D.
4-Nitroaniline.....	500	N.D.
Nitrobenzene.....	100	N.D.
2-Nitrophenol.....	100	N.D.
4-Nitrophenol.....	500	N.D.
N-Nitrosodiphenylamine.....	100	N.D.
N-Nitroso-di-N-propylamine.....	100	N.D.
Pentachlorophenol.....	500	N.D.
Phenanthrene.....	100	N.D.
Phenol.....	100	N.D.
Pyrene.....	100	N.D.
1,2,4-Trichlorobenzene.....	100	N.D.
2,4,5-Trichlorophenol.....	500	N.D.
2,4,6-Trichlorophenol.....	100	N.D.

Analytes reported as N.D. were not present above the stated limit of detection.

SEQUOIA ANALYTICAL


Eileen A. Manning
Project Manager



SEQUOIA ANALYTICAL

680 Chesapeake Drive • Redwood City, CA 94063
(415) 364-9600 • FAX (415) 364-9233

Pacific Environmental Group
2025 Gateway Place, Suite 440
San Jose, CA 95110
Attention: Maree Doden

Client Project ID: 305-94.01/Shell, Castro Valley
Sample Descript: Soil, SP-1A-D
Analysis Method: EPA 8270
Lab Number: 212-3852

Sampled: Dec 17, 1992
Received: Dec 18, 1992
Extracted: Dec 23, 1992
Analyzed: Dec 23, 1992
Reported: Jan 4, 1993

SEMI-VOLATILE ORGANICS by GC/MS (EPA 8270)

Analyte	Detection Limit µg/kg	Sample Results µg/kg
Acenaphthene.....	100	N.D.
Acenaphthylene.....	100	N.D.
Aniline.....	100	N.D.
Anthracene.....	100	N.D.
Benzidine.....	2,500	N.D.
Benzoic Acid.....	500	N.D.
Benzo(a)anthracene.....	100	N.D.
Benzo(b)fluoranthene.....	100	N.D.
Benzo(k)fluoranthene.....	100	N.D.
Benzo(g,h,i)perylene.....	100	N.D.
Benzo(a)pyrene.....	100	N.D.
Benzyl alcohol.....	100	N.D.
Bis(2-chloroethoxy)methane.....	100	N.D.
Bis(2-chloroethyl)ether.....	100	N.D.
Bis(2-chloroisopropyl)ether.....	100	N.D.
Bis(2-ethylhexyl)phthalate.....	500	N.D.
4-Bromophenyl phenyl ether.....	100	N.D.
Butyl benzyl phthalate.....	100	N.D.
4-Chloroaniline.....	100	N.D.
2-Chloronaphthalene.....	100	N.D.
4-Chloro-3-methylphenol.....	100	N.D.
2-Chlorophenol.....	100	N.D.
4-Chlorophenyl phenyl ether.....	100	N.D.
Chrysene.....	100	N.D.
Dibenz(a,h)anthracene.....	100	N.D.
Dibenzofuran.....	100	N.D.
Di-N-butyl phthalate.....	500	N.D.
1,3-Dichlorobenzene.....	100	N.D.
1,4-Dichlorobenzene.....	100	N.D.
1,2-Dichlorobenzene.....	100	N.D.
3,3-Dichlorobenzidine.....	500	N.D.
2,4-Dichlorophenol.....	100	N.D.
Diethyl phthalate.....	100	N.D.
2,4-Dimethylphenol.....	100	N.D.
Dimethyl phthalate.....	100	N.D.
4,6-Dinitro-2-methylphenol.....	500	N.D.
2,4-Dinitrophenol.....	500	N.D.



SEQUOIA ANALYTICAL

680 Chesapeake Drive • Redwood City, CA 94063
(415) 364-9600 • FAX (415) 364-9233

Pacific Environmental Group
2025 Gateway Place, Suite 440
San Jose, CA 95110
Attention: Maree Doden

Client Project ID: 305-94.01/Shell, Castro Valley
Sample Descript: Soil, SP-1A-D
Analysis Method: EPA 8270
Lab Number: 212-3852

Sampled: Dec 17, 1992
Received: Dec 18, 1992
Extracted: Dec 23, 1992
Analyzed: Dec 23, 1992
Reported: Jan 4, 1993

SEMI-VOLATILE ORGANICS by GC/MS (EPA 8270)

Analyte	Detection Limit µg/kg	Sample Results µg/kg
2,4-Dinitrotoluene.....	100	N.D.
2,6-Dinitrotoluene.....	100	N.D.
Di-N-octyl phthalate.....	100	N.D.
Fluoranthene.....	100	N.D.
Fluorene.....	100	N.D.
Hexachlorobenzene.....	100	N.D.
Hexachlorobutadiene.....	100	N.D.
Hexachlorocyclopentadiene.....	100	N.D.
Hexachloroethane.....	100	N.D.
Indeno(1,2,3-cd)pyrene.....	100	N.D.
Isophorone.....	100	N.D.
2-Methylnaphthalene.....	100	N.D.
2-Methylphenol.....	100	N.D.
4-Methylphenol.....	100	N.D.
Naphthalene.....	100	N.D.
2-Nitroaniline.....	500	N.D.
3-Nitroaniline.....	500	N.D.
4-Nitroaniline.....	500	N.D.
Nitrobenzene.....	100	N.D.
2-Nitrophenol.....	100	N.D.
4-Nitrophenol.....	500	N.D.
N-Nitrosodiphenylamine.....	100	N.D.
N-Nitroso-di-N-propylamine.....	100	N.D.
Pentachlorophenol.....	500	N.D.
Phenanthrene.....	100	N.D.
Phenol.....	100	N.D.
Pyrene.....	100	N.D.
1,2,4-Trichlorobenzene.....	100	N.D.
2,4,5-Trichlorophenol.....	500	N.D.
2,4,6-Trichlorophenol.....	100	N.D.

Analytes reported as N.D. were not present above the stated limit of detection.

SEQUOIA ANALYTICAL

Eileen A. Manning
Project Manager



SEQUOIA ANALYTICAL

680 Chesapeake Drive • Redwood City, CA 94063
(415) 364-9600 • FAX (415) 364-9233

Pacific Environmental Group
2025 Gateway Place, Suite 440
San Jose, CA 95110
Attention: Maree Doden

Client Project ID: 305-94.01/Shell, Castro Valley
Sample Descript: Soil, EW-1
Lab Number: 212-3843

Sampled: Dec 17, 1992
Received: Dec 18, 1992
Analyzed: see below
Reported: Jan 4, 1993

LABORATORY ANALYSIS

Analyte	Date Analyzed	Detection Limit mg/kg	Sample Result mg/kg
Cadmium	12/23/92	0.50	N.D.
Chromium	12/23/92	0.50	28
Lead	12/23/92	5.0	12
Nickel	12/23/92	2.5	29
Zinc	12/23/92	0.50	49

Analytes reported as N.D. were not present above the stated limit of detection.

SEQUOIA ANALYTICAL

Eileen A. Manning
Eileen A. Manning
Project Manager



SEQUOIA ANALYTICAL

680 Chesapeake Drive • Redwood City, CA 94063
(415) 364-9600 • FAX (415) 364-9233

Pacific Environmental Group
2025 Gateway Place, Suite 440
San Jose, CA 95110
Attention: Maree Doden

Client Project ID: 305-94.01/Shell, Castro Valley
Sample Descript: Soil, NW-3
Lab Number: 212-3845


Sampled: Dec 17, 1992
Received: Dec 18, 1992
Analyzed: see below
Reported: Jan 4, 1993

LABORATORY ANALYSIS

Analyte	Date Analyzed	Detection Limit mg/kg	Sample Result mg/kg
Cadmium.....	12/23/92	0.50	N.D.
Chromium.....	12/23/92	0.50	40
Lead.....	12/23/92	5.0	N.D.
Nickel.....	12/23/92	2.5	28
Zinc.....	12/23/92	0.50	43

Analytes reported as N.D. were not present above the stated limit of detection.

SEQUOIA ANALYTICAL


Eileen A. Manning
Project Manager



SEQUOIA ANALYTICAL

680 Chesapeake Drive • Redwood City, CA 94063
(415) 364-9600 • FAX (415) 364-9233

Pacific Environmental Group
2025 Gateway Place, Suite 440
San Jose, CA 95110
Attention: Maree Doden

Client Project ID: 305-94.01/Shell, Castro Valley
Sample Descript: Soil, SW-2
Lab Number: 212-3851

Sampled: Dec 17, 1992
Received: Dec 18, 1992
Analyzed: see below
Reported: Jan 4, 1993

LABORATORY ANALYSIS

Analyte	Date Analyzed	Detection Limit mg/kg	Sample Result mg/kg
Cadmium	12/23/92	0.50	N.D.
Chromium	12/23/92	0.50	29
Lead	12/23/92	5.0	5.1
Nickel	12/23/92	2.5	30
Zinc	12/23/92	0.50	39

Analytes reported as N.D. were not present above the stated limit of detection.

SEQUOIA ANALYTICAL


Eileen A. Manning
Project Manager



SEQUOIA ANALYTICAL

680 Chesapeake Drive • Redwood City, CA 94063
(415) 364-9600 • FAX (415) 364-9233

Pacific Environmental Group
2025 Gateway Place, Suite 440
San Jose, CA 95110
Attention: Maree Doden

Client Project ID: 305-94.01/Shell, Castro Valley
Matrix Descript: Soil
Analysis Method: SM 5520 E&F (Gravimetric)
First Sample #: 212-3843

Sampled: Dec 17, 1992
Received: Dec 18, 1992
Extracted: Dec 22, 1992
Analyzed: Dec 22, 1992
Reported: Jan 4, 1993

TOTAL RECOVERABLE PETROLEUM OIL

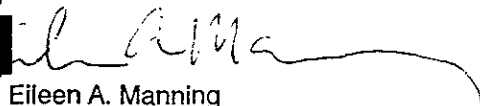
Sample Number	Sample Description	Oil & Grease mg/kg
212-3843	EW-1	N.D.
212-3844	NW-1	N.D.
212-3845	NW-3	60
212-3846	NW-4	100
212-3847	WW-1	78
212-3848	EF-1	71
212-3849	SW-3	97
212-3850	SW-1	N.D.
212-3851	SW-2	N.D.
212-3852	SP-1A-D	N.D.

Detection Limits:

50

Analytes reported as N.D. were not present above the stated limit of detection.

SEQUOIA ANALYTICAL


Eileen A. Manning
Project Manager

2123843.PPP <20>



SEQUOIA ANALYTICAL

680 Chesapeake Drive • Redwood City, CA 94063
(415) 364-9600 • FAX (415) 364-9233

Pacific Environmental Group
2025 Gateway Place, Suite 440
San Jose, CA 95110
Attention: Maree Doden

Client Project ID: 305-94.01/Shell, Castro Valley
Sample Descript: Soil, SP-1A-D
Lab Number: 212-3852

Sampled: Dec 17, 1992
Received: Dec 18, 1992
Extracted: Dec 29, 1992
Reported: Jan 4, 1993

INORGANIC PERSISTENT AND BIOACCUMULATIVE TOXIC SUBSTANCES

Soluble Threshold Limit Concentration
Waste Extraction Test

Total Threshold Limit Concentration

Analyte	STLC Max. Limit (mg/L)	Detection Limit (mg/L)	Analysis Result (mg/L)	TTL Max. Limit (mg/kg)	Detection Limit (mg/kg)	Analysis Result (mg/kg)
Antimony	15	0.10	-	500	5.0	7.3
Arsenic	5.0	0.10	-	500	5.0	N.D.
Barium	100	0.10	-	10,000	5.0	140
Beryllium	0.75	0.010	-	75	0.50	N.D.
Cadmium	1.0	0.010	-	100	0.50	N.D.
Chromium (VI)	5.0	0.0050	-	500	0.050	-
Chromium (III)	560	0.010	-	2,500	0.50	31
Cobalt	80	0.050	-	8,000	2.5	11
Copper	25	0.010	-	2,500	0.50	29
Lead	5.0	0.10	-	1,000	5.0	16
Mercury	0.20	0.00020	-	20	0.010	0.043
Molybdenum	350	0.050	-	3,500	2.5	N.D.
Nickel	20	0.050	-	2,000	2.5	39
Selenium	1.0	0.10	-	100	5.0	N.D.
Silver	5.0	0.010	-	500	0.50	N.D.
Thallium	7.0	0.10	-	700	5.0	N.D.
Vanadium	24	0.050	-	2,400	2.5	39
Zinc	250	0.010	-	5,000	0.50	87
Asbestos	-	10	-	10,000	100	-
Fluoride	180	0.10	-	18,000	1.0	-

TTL results are reported as mg/kg of wet weight. Asbestos results are reported as fibers/g.
Analytes reported as N.D. were not present above the stated limit of detection.

SEQUOIA ANALYTICAL

Eileen A. Manning
Project Manager



SEQUOIA ANALYTICAL

680 Chesapeake Drive • Redwood City, CA 94063
(415) 364-9600 • FAX (415) 364-9233

Pacific Environmental Group
2025 Gateway Place, Suite 440
San Jose, CA 95110

Client Project ID: 305-94.01/Shell, Castro Valley

Attention: Maree Doden

QC Sample Group: 2123843-52

Reported: Jan 4, 1993

QUALITY CONTROL DATA REPORT

ANALYTE	Benzene	Toluene	Ethyl-Benzene	Xylenes	Extractable Hydrocarbons
	Method:	EPA 8020	EPA 8020	EPA 8020	EPA 8020
Analyst:	B. Ali	B. Ali	B. Ali	B. Ali	C. Lee
Reporting Units:	mg/kg	mg/kg	mg/kg	mg/KG	mg/kg
Date Analyzed:	Dec 23, 1992	Dec 23, 1992	Dec 23, 1992	Dec 23, 1992	Dec 23, 1992
QC Sample #:	GBLK122292	GBLK122292	GBLK122292	GBLK122292	DBLK122392
Sample Conc.:	N.D.	N.D.	N.D.	N.D.	N.D.
Spike Conc. Added:	0.20	0.20	0.20	0.60	15
Conc. Matrix Spike:	0.17	0.17	0.16	0.48	13
Matrix Spike % Recovery:	85	85	80	80	87
Conc. Matrix Spike Dup.:	0.17	0.17	0.17	0.50	13
Matrix Spike Duplicate % Recovery:	85	85	85	83	87
Relative % Difference:	0.0	0.0	6.1	4.1	0.0

SEQUOIA ANALYTICAL

Eileen A. Manning
Eileen A. Manning
Project Manager

% Recovery:	$\frac{\text{Conc. of M.S.} - \text{Conc. of Sample}}{\text{Spike Conc. Added}} \times 100$
Relative % Difference:	$\frac{\text{Conc. of M.S.} - \text{Conc. of M.S.D.}}{(\text{Conc. of M.S.} + \text{Conc. of M.S.D.}) / 2} \times 100$



SEQUOIA ANALYTICAL

680 Chesapeake Drive • Redwood City, CA 94063
(415) 364-9600 • FAX (415) 364-9233

Pacific Environmental Group
2025 Gateway Place, Suite 440
San Jose, CA 95110
Attention: Maree Doden

Client Project ID: 305-94.01/Shell, Castro Valley

QC Sample Group: 2123843-52

Reported: Jan 4, 1993

QUALITY CONTROL DATA REPORT

ANALYTE	Beryllium	Cadmium	Chromium	Nickel	Total Recoverable Petroleum Oil
Method:	EPA 6010	EPA 6010	EPA 6010	EPA 6010	SM5520 E&F
Analyst:	C. Medefesser	C. Medefesser	C. Medefesser	C. Medefesser	M. Shkidt
Reporting Units:	mg/kg	mg/kg	mg/kg	mg/kg	mg/kg
Date Analyzed:	Dec 23, 1992	Dec 23, 1992	Dec 23, 1992	Dec 23, 1992	Dec 22, 1992
QC Sample #:	BLK122292	BLK122292	BLK122292	BLK122292	BLK122292
Sample Conc.:	N.D.	N.D.	N.D.	N.D.	N.D.
Spike Conc. Added:	100	100	100	100	1000
Conc. Matrix Spike:	92	88	89	90	960
Matrix Spike % Recovery:	92	88	89	90	96
Conc. Matrix Spike Dup.:	80	78	79	80	960
Matrix Spike Duplicate % Recovery:	80	78	79	80	96
Relative % Difference:	14	12	12	12	0.0

SEQUOIA ANALYTICAL

Eileen A. Manning
Project Manager

% Recovery:	$\frac{\text{Conc. of M.S.} - \text{Conc. of Sample}}{\text{Spike Conc. Added}} \times 100$
Relative % Difference:	$\frac{\text{Conc. of M.S.} - \text{Conc. of M.S.D.}}{(\text{Conc. of M.S.} + \text{Conc. of M.S.D.}) / 2} \times 100$



SEQUOIA ANALYTICAL

680 Chesapeake Drive • Redwood City, CA 94063
(415) 364-9600 • FAX (415) 364-9233

Pacific Environmental Group
2025 Gateway Place, Suite 440
San Jose, CA 95110
Attention: Maree Doden

Client Project ID: 305-94.01/Shell, Castro Valley

QC Sample Group: 2123843-52

Reported: Jan 4, 1993

QUALITY CONTROL DATA REPORT

ANALYTE	Mercury	Beryllium	Cadmium	Chromium	Nickel
Method:	EPA 7471	EPA 6010	EPA 6010	EPA 6010	EPA 6010
Analyst:	J. Martinez	C. Medefesser	C. Medefesser	C. Medefesser	C. Medefesser
Reporting Units:	mg/kg	mg/kg	mg/kg	mg/kg	mg/kg
Date Analyzed:	Dec 29, 1992	Dec 29, 1992	Dec 29, 1992	Dec 29, 1992	Dec 29, 1992
QC Sample #:	212-3852	BLK122892	BLK122892	BLK122892	BLK122892
Sample Conc.:	0.043	N.D.	N.D.	N.D.	N.D.
Spike Conc. Added:	0.10	100	100	100	100
Conc. Matrix Spike:	0.16	89	83	86	88
Matrix Spike % Recovery:	117	89	83	86	88
Conc. Matrix Spike Dup.:	0.16	91	86	89	91
Matrix Spike Duplicate % Recovery:	117	91	86	89	91
Relative % Difference:	0.0	2.2	3.6	3.5	3.4

SEQUOIA ANALYTICAL

Eileen A. Manning
Eileen A. Manning
Project Manager

% Recovery:	$\frac{\text{Conc. of M.S.} - \text{Conc. of Sample}}{\text{Spike Conc. Added}} \times 100$
Relative % Difference:	$\frac{\text{Conc. of M.S.} - \text{Conc. of M.S.D.}}{(\text{Conc. of M.S.} + \text{Conc. of M.S.D.}) / 2} \times 100$



SEQUOIA ANALYTICAL

680 Chesapeake Drive • Redwood City, CA 94063
(415) 364-9600 • FAX (415) 364-9233

Pacific Environmental Group
2025 Gateway Place, Suite 440
San Jose, CA 95110
Attention: Maree Doden

Client Project ID: 305-94.01/Shell, Castro Valley
Method (units): EPA 8240 (µg/L purged)
Analyst(s): M. Williams
QC Sample #: BLK122192

Q.C. Sample Dates

Analyzed: Dec 21, 1992
Reported: Jan 4, 1993

QUALITY CONTROL DATA REPORT

Analyte	Sample Conc.	Spike Conc. Added	Conc. Matrix Spike	Matrix Spike % Recovery	Conc. Matrix Spike Duplicate	Matrix Spike % Recovery	Relative % Difference
1,1-Dichloroethene	N.D.	50	60	120	56	112	6.9
Trichloroethene	N.D.	50	50	100	46	92	8.3
Benzene	N.D.	50	51	102	49	98	4.0
Toluene	N.D.	50	51	102	48	96	6.1
Chlorobenzene	N.D.	50	50	100	46	92	8.3

SEQUOIA ANALYTICAL


Eileen A. Manning
Project Manager

% Recovery:	$\frac{\text{Conc. of M.S.} - \text{Conc. of Sample}}{\text{Spike Conc. Added}} \times 100$
Relative % Difference:	$\frac{\text{Conc. of M.S.} - \text{Conc. of M.S.D.}}{(\text{Conc. of M.S.} + \text{Conc. of M.S.D.}) / 2} \times 100$



SEQUOIA ANALYTICAL

680 Chesapeake Drive • Redwood City, CA 94063
(415) 364-9600 • FAX (415) 364-9233

Pacific Environmental Group
225 Gateway Place, Suite 440
San Jose, CA 95110
Attention: Maree Doden

Client Project ID: 305-94.01/Shell, Castro Valley
Method: EPA 8270
Analyst(s): N. Injejikian
QC Sample #: SBLK121792

Q.C. Sample Dates
Extracted: Dec 17, 1992
Analyzed: Dec 22, 1992
Reported: Jan 4, 1993

QUALITY CONTROL DATA REPORT

Analyte	Sample Conc.	Spike Conc. Added	Conc. Matrix Spike	Matrix Spike % Recovery	Conc. Matrix Spike Duplicate	Matrix Spike % Recovery	Relative % Difference
Phenol	N.D.	100	65	65	71	71	8.8
2-Chlorophenol	N.D.	100	68	68	72	72	5.7
1,4-Dichloro-benzene	N.D.	50	32	64	32	64	0.0
4-Nitroso-Di-N-propylamine	N.D.	50	37	74	38	76	2.7
2,4-Trichloro-benzene	N.D.	50	35	70	28	56	22
2-Chloro-3-Methylphenol	N.D.	100	65	65	64	64	1.6
Acenaphthene	N.D.	50	34	68	33	66	3.0
4-Nitrophenol	N.D.	100	69	69	63	63	9.1
2,4-Dinitro-toluene	N.D.	50	36	72	33	66	8.7
Pentachloro-phenol	N.D.	100	58	58	56	56	3.5
Pyrene	N.D.	50	35	70	34	68	2.9

SEQUOIA ANALYTICAL

% Recovery:	$\frac{\text{Conc. of M.S.} - \text{Conc. of Sample}}{\text{Spike Conc. Added}} \times 100$
Relative % Difference:	$\frac{\text{Conc. of M.S.} - \text{Conc. of M.S.D.}}{(\text{Conc. of M.S.} + \text{Conc. of M.S.D.}) / 2} \times 100$

Eileen A. Manning
Project Manager



SHELL OIL COMPANY 305-94.01
RETAIL ENVIRONMENTAL ENGINEERING - WEST

CHAIN OF CUSTODY RECORD
 Serial No: _____

Date: 12/10/92
 Page 1 of 2

Site Address: 2724 CASTRO VALLEY BLVD.
 CASTRO VALLEY, CA
 WIC#: 204-1381-0407
 Shell Engineer: P. HAYES
 Phone No.: 675-5106169
 Fax #: 675-6172
 Consultant Name & Address: 2025 Gateway Pl.
 Pacific Environmental Group Ste.440 S.J. 95110
 Consultant Contact: Marea Doden
 Phone No.: 441-4087500
 Fax #: 441-7539
 Comments:

Analysis Required

TPH (EPA 8015 Mod. Gas)	TPH (EPA 8015 Mod. Diesel)	BTEX (EPA 8020/602)	Volatile Organics (EPA 824D)	Test for Disposal	Combination TPH 8015 & BTEX 8020	8270	METALS (Cd, Cr, Pb, Ni, Zn) TOTAL	Asbestos SM S520 E+F	Container Size	Preparation Used	Composite Y/N
✓	✓	✓	✓			✓	✓	✓	2X		
✓	✓	✓	✓			✓	✓	✓			
✓	✓	✓	✓			✓	✓	✓			
✓	✓	✓	✓			✓	✓	✓			
✓	✓	✓	✓			✓	✓	✓			
✓	✓	✓	✓			✓	✓	✓			
✓	✓	✓	✓			✓	✓	✓			
✓	✓	✓	✓			✓	✓	✓			
✓	✓	✓	✓			✓	✓	✓			

LAB: SEQUOIA

CHECK ONE (1) BOX ONLY	CI/DI	TURN AROUND TIME
Quarterly Monitoring <input type="checkbox"/>	6441	24 hours <input type="checkbox"/>
Site Investigation <input checked="" type="checkbox"/>	6441	48 hours <input type="checkbox"/>
Soil Classify/Disposal <input type="checkbox"/>	6443	16 days <input checked="" type="checkbox"/> (Normal)
Water Classify/Disposal <input type="checkbox"/>	6443	Other <input type="checkbox"/>
Soil/Air Rem. of Sys. O & M <input type="checkbox"/>	6443	NOTE: Heavy Lab or soon as Possible of 21/48 hrs. TAT.
Water Rem. of Sys. O & M <input type="checkbox"/>	6443	
Other <input type="checkbox"/>		

Sampled by: WILLERTON ANDREW F.
 Andrew Willerton
 Printed Name:

MATERIAL DESCRIPTION	SAMPLE CONDITION/ COMMENTS
EXCAV. SOILS	2123843
EXCAV. SOILS	44
EXCAV. SOILS	45
	46
	47
	48
	49
	50

Sample ID	Date	Sludge	Soil	Water	Air	No. of conts.
EW-1	12/17/92		✓			1
NW-1	12/17/92		✓			1
NW-3	12/17/92		✓			1
NW-4			✓			1
WW-1			✓			1
EF-1			✓			1
SW-3			✓			1
SW-1			✓			1

Relinquished By (Signature): Andrew Willerton
 Relinquished By (Signature): Rebekah J. Harper
 Relinquished By (Signature): Tim Castello

Printed Name: ANDREW WILLERTON
 Printed Name: Rebekah J. Harper
 Printed Name:

Date: 12/18/92
 Time: 16:50
 Date: 12/18/92
 Time: 17:52
 Date:
 Time:

Received (Signature): Rebekah J. Harper
 Received (Signature):
 Received (Signature): Tim Castello

Printed Name: Rebekah J. Harper
 Printed Name: Tim Castello

Date: 12/18/92
 Time: 16:50
 Date:
 Time:
 Date: 12-18-92
 Time: 17:50



SHELL OIL COMPANY 305-94.01
RETAIL ENVIRONMENTAL ENGINEERING - WEST

CHAIN OF CUSTODY RECORD

Serial No: _____

Date: 12/18/92

Page 2 of 2

Site Address: 2724 CASTRO VALLEY BLVD.
 CASTRO VALLEY, CA

WIC#: 204-1381-0407

Shell Engineer: P. HAYES

Phone No.:

Fax #:

Consultant Name & Address: 2025 Gateway Pl.
 Pacific Environmental Group Ste. 440 S.J. 95110

Consultant Contact: Maree Doden
 Phone No.: 441-7500
 Fax #: 441-7539

Comments:

Sampled by: WILLEPTON, ANDREW F.

Printed Name:

Andrew Willerton

Analysis Required

LAB: SEQUOIA

CHECK ONE (1) BOX ONLY	CT/DI	TURN AROUND TIME
Quarterly Monitoring <input type="checkbox"/>	6442	24 hours <input type="checkbox"/>
Site Investigation <input checked="" type="checkbox"/>	6441	48 hours <input type="checkbox"/>
Soil Classify/Disposal <input type="checkbox"/>	6443	16 days <input checked="" type="checkbox"/> (Normal)
Water Classify/Disposal <input type="checkbox"/>	6443	Other <input type="checkbox"/>
Soil/Air Rem. or Sys. O & M <input type="checkbox"/>	6442	NOTE: Notify Lab as soon as possible of 24/48 hrs. IAT
Water Rem. or Sys. O & M <input type="checkbox"/>	6443	
Other <input type="checkbox"/>		

Sample ID	Date	Sludge	Soil	Water	Air	No. of conds.	TPH (EPA 8015 Mod. Gas)	TPH (EPA 8015 Mod. Diesel)	BTEX (EPA 8020/602)	Volatile Organics (EPA 8240)	Test for Disposal	Combination TPH 8015 & BTEX 8020	8230	METALS (Cd, Cr, Pb, Ni, Zn) TOTAL	Asbestos SM 530 ELF	Container Size	Preparation Used	Composite Y/N	MATERIAL DESCRIPTION	SAMPLE CONDITION/ COMMENTS	
SW-2	12/17/92		✓			1	✓	✓	✓	✓			✓	✓	✓	2" x 4"			EXCAV. SOILS	212 3851	
SP-1A, B, C, D			✓			4	✓	✓	✓	✓			✓	✓	✓	4"			SPOILS SAMPLE	COMPOSITE TO ONE 212 3852	

Relinquished By (signature): *Andrew Willerton*
 Relinquished By (signature): *Rebekah J. Harper*
 Relinquished By (signature): _____

Printed Name: ANDREW WILLEPTON
 Printed Name: Rebekah J. Harper
 Printed Name: _____

Date: 12/18/92
 Time: 16:30
 Date: 12/18/92
 Time: 17:52
 Date: _____
 Time: _____

Received (signature): *Rebekah J. Harper*
 Received (signature): _____
 Received (signature): *Tim Costello*

Printed Name: Rebekah J. Harper
 Printed Name: _____
 Printed Name: Tim Costello

Date: 12/18/92
 Time: 16:52
 Date: _____
 Time: _____
 Date: 12-18-92
 Time: 17:50

THE LABORATORY MUST PROVIDE A COPY OF THIS CHAIN-OF-CUSTODY WITH INVOICE AND RESULTS



SEQUOIA ANALYTICAL

680 Chesapeake Drive • Redwood City, CA 94063
(415) 364-9600 • FAX (415) 364-9233

Pacific Environmental Group
2025 Gateway Place, Suite 440
San Jose, CA 95110
Attention: Michael Hurd

Project: 305-9401/ Shell, Castro Valley


Enclosed are the results from 5 soil samples received at Sequoia Analytical on February 17, 1993. The requested analyses are listed below:

SAMPLE #	SAMPLE DESCRIPTION	DATE OF COLLECTION	TEST METHOD
3B79401	Soil, SP-1,2,3,4,5	2/11/93	TTLIC Metals EPA 3550/8015 EPA 5030/8015/8020 SM 5520 E&F (Gravimetric)
3B79402	Soil, SP-6,7,8	2/11/93	TTLIC Metals EPA 3550/8015 EPA 5030/8015/8020 SM 5520 E&F (Gravimetric) Organic Lead
3B79403	Soil, SP-9,10,11,12	2/11/93	TTLIC Metals EPA 3550/8015 EPA 5030/8015/8020 SM 5520 E&F (Gravimetric) Organic Lead
3B79404	Soil, OMW-9 5-6.5	2/11/93	EPA 5030/8015/8020
3B79405	Soil, OMW-9 10-11.5	2/11/93	EPA 5030/8015/8020

Please contact me if you have any questions. In the meantime, thank you for the opportunity to work with you on this project.

Very truly yours,

SEQUOIA ANALYTICAL


Eileen A. Manning
Project Manager



SEQUOIA ANALYTICAL

680 Chesapeake Drive • Redwood City, CA 94063
(415) 364-9600 • FAX (415) 364-9233

Pacific Environmental Group
2025 Gateway Place, Suite 440
San Jose, CA 95110
Attention: Michael Hurd

Client Project ID: 305-9401/ Shell, Castro Valley
Sample Matrix: Soil
Analysis Method: EPA 5030/8015/8020
First Sample #: 3B79401

Sampled: Feb 11, 1993
Received: Feb 17, 1993
Reported: Mar 1, 1993

TOTAL PURGEABLE PETROLEUM HYDROCARBONS with BTEX DISTINCTION

Analyte	Reporting Limit mg/kg	Sample I.D. 3B79401 SP-1,2,3,4,5	Sample I.D. 3B79402 SP-6,7,8	Sample I.D. 3B79403 SP-9,10,11,12	Sample I.D. 3B79404 OMW-9 5-6.5	Sample I.D. 3B79405 MW-9 10-11.5
Purgeable Hydrocarbons	1.0	44	N.D.	9.6	N.D.	N.D.
Benzene	0.0050	N.D.	N.D.	N.D.	N.D.	N.D.
Toluene	0.0050	N.D.	N.D.	N.D.	N.D.	N.D.
Ethyl Benzene	0.0050	N.D.	N.D.	N.D.	N.D.	N.D.
Total Xylenes	0.0050	N.D.	N.D.	N.D.	N.D.	N.D.
Chromatogram Pattern:		Non-gas mix C8 - C12	--	Non-gas mix C8 - C12	--	--

Quality Control Data

Report Limit					
Multiplication Factor:	5.0	1.0	5.0	1.0	1.0
Date Analyzed:	2/19/93	2/19/93	2/19/93	2/19/93	2/19/93
Instrument Identification:	GCHP-1	GCHP-1	GCHP-1	GCHP-1	GCHP-1
Surrogate Recovery, %: (QC Limits = 70-130%)	80	88	97	89	84

Purgeable Hydrocarbons are quantitated against a fresh gasoline standard.
Analytes reported as N.D. were not detected above the stated reporting limit.

SEQUOIA ANALYTICAL


Eileen A. Manning
Project Manager



SEQUOIA ANALYTICAL

680 Chesapeake Drive • Redwood City, CA 94063
(415) 364-9600 • FAX (415) 364-9233

Pacific Environmental Group
2025 Gateway Place, Suite 440
San Jose, CA 95110
Attention: Michael Hurd

Client Project ID: 305-9401 / Shell, Castro Valley
Sample Matrix: Soil
Analysis Method: EPA 3550/8015
First Sample #: 3B79401

Sampled: Feb 11, 1993
Received: Feb 17, 1993
Reported: Mar 1, 1993

TOTAL EXTRACTABLE PETROLEUM HYDROCARBONS

Analyte	Reporting Limit mg/kg	Sample I.D. 3B79401 SP-1,2,3,4,5	Sample I.D. 3B79402 SP-6,7,8	Sample I.D. 3B79403 SP-9,10,11,12
Extractable Hydrocarbons	1.0	37	N.D.	36
Chromatogram Pattern:		Non-diesel mix C10 - C14 + >C20	--	Non-diesel mix C10 - C14 + C20

Quality Control Data

Report Limit				
Multiplication Factor:		2.0	1.0	1.0
Date Extracted:		2/19/93	2/19/93	2/19/93
Date Analyzed:		2/19/93	2/19/93	2/19/93
Instrument Identification:		GCHP-4 INJA	GCHP-4 INJA	GCHP-4 INJA

Extractable Hydrocarbons are quantitated against a fresh diesel standard.
Analytes reported as N.D. were not detected above the stated reporting limit.

SEQUOIA ANALYTICAL


Eileen A. Manning
Project Manager



SEQUOIA ANALYTICAL

680 Chesapeake Drive • Redwood City, CA 94063
(415) 364-9600 • FAX (415) 364-9233

Pacific Environmental Group
2025 Gateway Place, Suite 440
San Jose, CA 95110
Attention: Michael Hurd

Client Project ID: 305-9401 / Shell, Castro Valley
Matrix Descript: Soil
Analysis Method: SM 5520 E&F (Gravimetric)
First Sample #: 3B79401

Sampled: Feb 11, 1993
Received: Feb 17, 1993
Extracted: Feb 22, 1993
Analyzed: Feb 22, 1993
Reported: Mar 1, 1993

TOTAL RECOVERABLE PETROLEUM OIL


Sample Number	Sample Description	Oil & Grease mg/kg
3B79401	SP-1,2,3,4,5	290
3B79402	SP-6,7,8	250
3B79403	SP-9,10,11,12	810

Detection Limits:

50

Analytes reported as N.D. were not present above the stated limit of detection.

SEQUOIA ANALYTICAL


Eileen A. Manning
Project Manager

3B79401.PPP <3>



SEQUOIA ANALYTICAL

680 Chesapeake Drive • Redwood City, CA 94063
(415) 364-9600 • FAX (415) 364-9233

Pacific Environmental Group
2025 Gateway Place, Suite 440
San Jose, CA 95110
Attention: Michael Hurd

Client Project ID: 305-9401 / Shell, Castro Valley
Sample Descript: Soil, SP-1, 2,3,4,5
Lab Number: 3B79401

Sampled: Feb 11, 1993
Received: Feb 17, 1993
Reported: Mar 1, 1993

INORGANIC PERSISTENT AND BIOACCUMULATIVE TOXIC SUBSTANCES


Soluble Threshold Limit Concentration
Waste Extraction Test

Total Threshold Limit Concentration

Analyte	STLC Max. Limit (mg/L)	Detection Limit (mg/L)	Analysis Result (mg/L)	TTL Max. Limit (mg/kg)	Detection Limit (mg/kg)	Analysis Result (mg/kg)
Antimony	15	0.10	-	500	5.0	N.D.
Arsenic	5.0	0.10	-	500	5.0	N.D.
Barium	100	0.10	-	10,000	5.0	190
Beryllium	0.75	0.010	-	75	0.50	N.D.
Cadmium	1.0	0.010	-	100	0.50	N.D.
Chromium (VI)	5.0	0.0050	-	500	0.050	-
Chromium	560	0.010	-	2,500	0.50	30
Cobalt	30	0.050	-	6,000	2.5	12
Copper	25	0.010	-	2,500	0.50	40
Lead	5.0	0.10	-	1,000	5.0	12
Mercury	0.20	0.00020	-	20	0.010	0.059
Molybdenum	350	0.050	-	3,500	2.5	N.D.
Nickel	20	0.050	-	2,000	2.5	35
Selenium	1.0	0.10	-	100	5.0	N.D.
Silver	5.0	0.010	-	500	0.50	N.D.
Thallium	7.0	0.10	-	700	5.0	N.D.
Vanadium	24	0.050	-	2,400	2.5	49
Zinc	250	0.010	-	5,000	0.50	59
Asbestos	-	10	-	10,000	100	-
Fluoride	180	0.10	-	18,000	1.0	-

TTL results are reported as mg/kg of wet weight. Asbestos results are reported as fibers/g.
Analytes reported as N.D. were not present above the stated limit of detection.

SEQUOIA ANALYTICAL


Eileen A. Manning
Project Manager



SEQUOIA ANALYTICAL

680 Chesapeake Drive • Redwood City, CA 94063
(415) 364-9600 • FAX (415) 364-9233

Pacific Environmental Group
2025 Gateway Place, Suite 440
San Jose, CA 95110
Attention: Michael Hurd

Client Project ID: 305-9401/ Shell, Castro Valley
Sample Descript: Soil, SP-6,7,8
Lab Number: 3B79402

Sampled: Feb 11, 1993
Received: Feb 17, 1993
Reported: Mar 1, 1993

INORGANIC PERSISTENT AND BIOACCUMULATIVE TOXIC SUBSTANCES


Soluble Threshold Limit Concentration
Waste Extraction Test

Total Threshold Limit Concentration

Analyte	STLC Max. Limit (mg/L)	Detection Limit (mg/L)	Analysis Result (mg/L)	TTL Max. Limit (mg/kg)	Detection Limit (mg/kg)	Analysis Result (mg/kg)
Antimony	15	0.10	-	500	5.0	N.D.
Arsenic	5.0	0.10	-	500	5.0	10
Barium	100	0.10	-	10,000	5.0	140
Beryllium	0.75	0.010	-	75	0.50	N.D.
Cadmium	1.0	0.010	-	100	0.50	N.D.
Chromium (VI)	5.0	0.0050	-	500	0.050	-
Chromium	560	0.010	-	2,500	0.50	33
Cobalt	80	0.050	-	8,000	2.5	8.9
Copper	25	0.010	-	2,500	0.50	62
Lead	5.0	0.10	-	1,000	5.0	19
Mercury	0.20	0.00020	-	20	0.010	0.023
Molybdenum	350	0.050	-	3,500	2.5	N.D.
Nickel	20	0.050	-	2,000	2.5	41
Selenium	1.0	0.10	-	100	5.0	N.D.
Silver	5.0	0.010	-	500	0.50	N.D.
Thallium	7.0	0.10	-	700	5.0	N.D.
Vanadium	24	0.050	-	2,400	2.5	36
Zinc	250	0.010	-	5,000	0.50	120
Arsenic	-	10	-	10,000	100	-
Fluoride	180	0.10	-	18,000	1.0	-
Organic Lead	-	-	-	-	0.10	N.D.

TTL results are reported as mg/kg of wet weight. Asbestos results are reported as fibers/g.
Analytes reported as N.D. were not present above the stated limit of detection.

SEQUOIA ANALYTICAL


Eileen A. Manning
Project Manager



SEQUOIA ANALYTICAL

680 Chesapeake Drive • Redwood City, CA 94063
(415) 364-9600 • FAX (415) 364-9233

Pacific Environmental Group
2025 Gateway Place, Suite 440
San Jose, CA 95110
Attention: Michael Hurd

Client Project ID: 305-9401/ Shell, Castro Valley
Sample Descript: Soil, SP-9,10,11,12
Lab Number: 3B79403

Sampled: Feb 11, 1993
Received: Feb 17, 1993
Reported: Mar 1, 1993

INORGANIC PERSISTENT AND BIOACCUMULATIVE TOXIC SUBSTANCES


Soluble Threshold Limit Concentration
Waste Extraction Test

Total Threshold Limit Concentration

Analyte	STLC Max. Limit (mg/L)	Detection Limit (mg/L)	Analysis Result (mg/L)	TTL Max. Limit (mg/kg)	Detection Limit (mg/kg)	Analysis Result (mg/kg)
Antimony	15	0.10	-	500	5.0	N.D.
Arsenic	5.0	0.10	-	500	5.0	13
Barium	100	0.10	-	10,000	5.0	130
Beryllium	0.75	0.010	-	75	0.50	N.D.
Cadmium	1.0	0.010	-	100	0.50	N.D.
Chromium (VI)	5.0	0.0050	-	500	0.050	-
Chromium	560	0.010	-	2,500	0.50	27
Cobalt	80	0.050	-	8,000	2.5	8.8
Copper	25	0.010	-	2,500	0.50	38
Lead	5.0	0.10	1.9	1,000	5.0	70
Mercury	0.20	0.00020	-	20	0.010	0.082
Molybdenum	350	0.050	-	3,500	2.5	N.D.
Nickel	20	0.050	-	2,000	2.5	28
Selenium	1.0	0.10	-	100	5.0	N.D.
Silver	5.0	0.010	-	500	0.50	N.D.
Thallium	7.0	0.10	-	700	5.0	N.D.
Vanadium	24	0.050	-	2,400	2.5	44
Zinc	250	0.010	-	5,000	0.50	200
Arsenic	-	10	-	10,000	100	-
Fluoride	180	0.10	-	18,000	1.0	-
Organic Lead	-	-	-	-	0.10	0.97

TTL results are reported as mg/kg of wet weight. Asbestos results are reported as fibers/g.
Analytes reported as N.D. were not present above the stated limit of detection.

SEQUOIA ANALYTICAL


Eileen A. Manning
Project Manager



SEQUOIA ANALYTICAL

680 Chesapeake Drive • Redwood City, CA 94063
(415) 364-9600 • FAX (415) 364-9233

Pacific Environmental Group
2025 Gateway Place, Suite 440
San Jose, CA 95110
Attention: Michael Hurd

Client Project ID: 305-9401 / Shell, Castro Valley

QC Sample Group: 3B79401-05

Reported: Mar 1, 1993

QUALITY CONTROL DATA REPORT

ANALYTE	Benzene	Toluene	Ethyl-Benzene	Xylenes
---------	---------	---------	---------------	---------

Method:	EPA 8020	EPA 8020	EPA 8020	EPA 8020
Analyst:	R. Geckler	R. Geckler	R. Geckler	R. Geckler
Reporting Units:	mg/kg	mg/kg	mg/kg	mg/kg
Date Analyzed:	Feb 19, 1993	Feb 19, 1993	Feb 19, 1993	Feb 19, 1993
QC Sample #:	G9302-794-04A	G9302-794-04A	G9302-794-04A	G9302-794-04A

Sample Conc.:	N.D.	N.D.	N.D.	N.D.
Spike Conc. Added:	0.20	0.20	0.20	0.60
Conc. Matrix Spike:	0.22	0.22	0.22	0.65
Matrix Spike % Recovery:	110	110	110	108
Conc. Matrix Spike Dup.:	0.21	0.21	0.21	0.62
Matrix Spike Duplicate % Recovery:	105	105	105	103
Relative % Difference:	4.7	4.7	4.7	4.7

SEQUOIA ANALYTICAL

Eileen A. Manning
Project Manager

Please Note:	Conc. of M.S. - Conc. of Sample Spike Conc. Added	x 100
Relative % Difference:	Conc. of M.S. - Conc. of M.S.D. (Conc. of M.S. + Conc. of M.S.D.) / 2	x 100



SEQUOIA ANALYTICAL

680 Chesapeake Drive • Redwood City, CA 94063
(415) 364-9600 • FAX (415) 364-9233

Pacific Environmental Group
2025 Gateway Place, Suite 440
San Jose, CA 95110
Attention: Michael Hurd

Client Project ID: 305-9401/ Shell, Castro Valley

QC Sample Group: 3B79401-03

Reported: Mar 1, 1993

QUALITY CONTROL DATA REPORT

ANALYTE	Extractable Hydrocarbons	Total Recoverable Petroleum Oil	Beryllium	Cadmium	Chromium	Nickel
---------	--------------------------	---------------------------------	-----------	---------	----------	--------

Method:	EPA 8015	SM 5520 E&F	EPA 6010	EPA 6010	EPA 6010	EPA 6010
Analyst:	E. Cunanan	M. Shkidt	M. Mistry	M. Mistry	M. Mistry	M. Mistry
Reporting Units:	mg/kg	mg/kg	mg/kg	mg/kg	mg/kg	mg/kg
Date Analyzed:	Feb 18, 1993	Feb 22, 1993	Feb 22, 1993	Feb 22, 1993	Feb 22, 1993	Feb 22, 1993
QC Sample #:	D9302778-03	BLK022293	930279403A-D	930279403A-D	930279403A-D	930279403A-D

Sample Conc.:	N.D.	N.D.	N.D.	N.D.	27	28
Spike Conc. Added:	15	1000	100	100	100	100
Conc. Matrix Spike:	13	1300	92	86	120	120
Matrix Spike % Recovery:	87	130	92	86	93	92
Conc. Matrix Spike Dup.:	12	860	88	82	110	110
Matrix Spike Duplicate % Recovery:	80	86	88	82	83	82
Relative % Difference:	8.0	41	4.4	4.8	8.7	8.7

SEQUOIA ANALYTICAL

Eileen A. Manning
Eileen A. Manning
Project Manager

% Recovery:	$\frac{\text{Conc. of M.S.} - \text{Conc. of Sample}}{\text{Spike Conc. Added}} \times 100$
Relative % Difference:	$\frac{\text{Conc. of M.S.} - \text{Conc. of M.S.D.}}{(\text{Conc. of M.S.} + \text{Conc. of M.S.D.}) / 2} \times 100$



SEQUOIA ANALYTICAL

680 Chesapeake Drive • Redwood City, CA 94063
(415) 364-9600 • FAX (415) 364-9233

Pacific Environmental Group
2025 Gateway Place, Suite 440
San Jose, CA 95110
Attention: Michael Hurd

Client Project ID: 305-9401 / Shell, Castro Valley

QC Sample Group: 3B79401-03

Reported: Mar 1, 1993

QUALITY CONTROL DATA REPORT

ANALYTE	Mercury	Organic Lead
---------	---------	--------------

Method:	EPA 7471	LUFT
Analyst:	J. Martinez	S. Foster
Reporting Units:	mg/kg	mg/kg
Date Analyzed:	Feb 19, 1993	Feb 26, 1993
QC Sample #:	9302690 07A	302-0792

Sample Conc.: N.D. N.D.

Spike Conc. Added: 0.10 0.50

Conc. Matrix Spike: 0.11 0.56

Matrix Spike % Recovery: 110 112

Conc. Matrix Spike Dup.: 0.096 0.53

Matrix Spike Duplicate % Recovery: 96 106

Relative % Difference: 0.0 5.5

SEQUOIA ANALYTICAL

% Recovery:	$\frac{\text{Conc. of M.S.} - \text{Conc. of Sample}}{\text{Spike Conc. Added}} \times 100$
Relative % Difference:	$\frac{\text{Conc. of M.S.} - \text{Conc. of M.S.D.}}{(\text{Conc. of M.S.} + \text{Conc. of M.S.D.}) / 2} \times 100$

EAM
Eileen A. Manning
Project Manager

3B79401.PPP <9>

CLIENT NAME:
REC. BY (PRINT):

PEG
PH

MASTER LOG NO. / PAGE:
DATE OF LOG-IN:

V.O.# 93-02-794
2-18

CIRCLE THE APPROPRIATE RESPONSE		LAB SAMPLE #	DASH #	CLIENT IDENTIFICATION	CONTAINER DESCRIPTION	SAMPLE MATRIX	DATE SAMP.	REMARKS: CONDITION (ETC)
1. Custody Seal(s):	Present / <u>Absent</u> Intact / Broken*	01	A	SP-1	core	S	2-11	
		↓	B	2				
2. Custody Seal Nos.:		↓	C	3				
		↓	D	4				
3. Chain-of-Custody Records:	<u>Present</u> / Absent*	↓	E	5				
		02	A	SP-6				
		↓	B	7				
4. Traffic Reports or Packing List:	Present / <u>Absent</u>	↓	C	8				
		03	A	SP-9				
		↓	B	10				
5. Airbill:	Airbill / Sticker Present / <u>Absent</u>	↓	C	11				
		↓	D	12				
6. Airbill No.:		04	A	OMW-9 (S-6-5)				
		05	A	OMW-9 (10-11-5)				
7. Sample Tags:	<u>Present</u> / Absent*							
Sample Tag Nos.:	<u>Listed</u> / Not Listed on Chain-of-Custody							
8. Sample Condition:	<u>Intact</u> / Broken* / Leaking*							
9. Does information on custody reports, traffic reports and sample tags agree?	<u>Yes</u> / No*							
10. Proper Preservatives Used:	<u>Yes</u> / No*							
11. Date Rec. at Lab:	2-17-93							
12. Time Rec. at Lab:	16:25							

* If Circled, contact Project Manager and attach record of resolution



SEQUOIA ANALYTICAL

CHAIN OF CUSTODY

688 Chesapeake Drive • Redwood City, CA 94061 • (415) 304-5000 FAX (415) 304-5000
 819 West Striker Ave. • Sacramento, CA 95834 • (916) 921-9600 FAX (916) 921-0100
 1900 Bates Ave., Suite LM • Concord, CA 94520 • (510) 686-9600 FAX (510) 686-9689

Company Name: <u>SEQUOIA - RWC</u>			Project Name: <u>PEG / SHELL</u>		
Address: _____			Billing Address (if different): _____		
City: _____	State: _____	Zip Code: _____			
Telephone: _____		FAX #: _____	P.O. #: _____		
Report To: <u>E. MANNING</u>	Sampler: _____		QC Data: <input type="checkbox"/> Level A (Standard) <input type="checkbox"/> Level B <input type="checkbox"/> Level C <input type="checkbox"/> Level D		

Turnaround Time: 10 Working Days 3 Working Days 2 - 8 Hours
 7 Working Days 2 Working Days
 5 Working Days 24 Hours

Analyses Requested

Client Sample I.D.	Date/Time Sampled	Matrix Desc.	# of Cont.	Cont. Type	Sequoia's Sample #									Comments
<u>WO# 93-02-11</u>														
1. <u>02</u>		<u>SOIL</u>	<u>3</u>	<u>VOLS</u>		<u>X</u>								<u>COMPOSITE</u>
2. <u>03</u>		<u>↓</u>	<u>4</u>	<u>↓</u>		<u>↓</u>								
3.														
4.														
5.														
6.														
7.														
8.														
9.														
10.														

Relinquished By: <u>[Signature]</u>	Date: <u>2/25/93</u>	Time: _____	Received By: _____	Date: _____	Time: _____
Relinquished By: _____	Date: _____	Time: _____	Received By: _____	Date: _____	Time: _____
Relinquished By: _____	Date: _____	Time: _____	Received By Lab: _____	Date: _____	Time: _____

Pink - Client
 Yellow - Sequoia
 White - Sequoia

Site Address: 2724 CASTRO VALLEY BLVD, Castro Valley

Analysis Required

LAB: SEQUOIA

WIC#: 204-1381-0407

Shell Engineer: RANDY ORLOWSKI
Phone No: 1-800-447-4355
Fax #:

Consultant Name & Address: PACIFIC ENVIRONMENTAL GROUP, INC.

Consultant Contact: MICHAEL HURD
Phone No: 408-441-7500
Fax #: 411-7539

Comments:

Sampled by: Andrew Willerton

Printed Name: ANDREW WILLERTON

CHECK ONE (1) BOX ONLY	CT/DT	TURN AROUND TIME
G.W. Monitoring <input type="checkbox"/>	441	24 hours <input type="checkbox"/>
Site Investigation <input checked="" type="checkbox"/>	441	48 hours <input type="checkbox"/>
Soil Classify/Disposal <input checked="" type="checkbox"/>	442	15 days <input checked="" type="checkbox"/> (Normal)
Water Classify/Disposal <input type="checkbox"/>	443	Other <input type="checkbox"/>
Soil/Air Rem. or Sys. O & M <input type="checkbox"/>	4452	
Water Rem. or Sys. O & M <input type="checkbox"/>	4453	
Other <input type="checkbox"/>		

NOTE: Notify Lab as soon as possible of 24/48 hr. TAT.

UST AGENCY: _____

Sample ID	Date	Sludge	Soil	Water	Air	No. of conds.	TPH (EPA 8015 Mod. Gas)	TPH (EPA 8015 Mod. Diesel)	BTEX (EPA 8020/602)	Volatile Organics (EPA 8240)	Test for Disposal	Combination TPH 8015 & BTEX 8020	ANALYZE FOR DISPOSAL GAS BTEX DIESEL	OIL & GREASE (5520 E+F)	Asbestos	Container Size	Preparation Used	Composite Y/N	MATERIAL DESCRIPTION	SAMPLE CONDITION/ COMMENTS	
SP-1,-2,-3,-4,-5	2/11		✓			5							✓	✓					Y	UST/gas SOIL	W.O.# 9302794
SP-6,-7,-8	2/11		✓			3							✓	✓					Y		
SP-9,-10,-11,-12	2/11		✓			4							✓	✓					Y		
OMW-9, 5-6.5	2/11		✓			1						✓							N		
OMW-9, 10-11.5	2/11		✓			1						✓							N		


Relinquished By (signature): <i>Andrew Willerton</i>	Printed Name: ANDREW WILLERTON	Date: 2/17/93 Time: 0920	Received (signature): <i>Rebekah J. Harper</i>	Printed Name: Rebekah J. Harper	Date: 2/17/93 Time: 9:20
Relinquished By (signature): <i>Rebekah J. Harper</i>	Printed Name: Rebekah J. Harper	Date: 2/17/93 Time: 10:35	Received (signature): <i>[Signature]</i>	Printed Name:	Date: Time:
Relinquished By (signature):	Printed Name:	Date: Time:	Received (signature): <i>[Signature]</i>	Printed Name: P. HUFAND	Date: 2-17-93 Time: 1030

THE LABORATORY MUST PROVIDE A COPY OF THIS CHAIN-OF-CUSTODY WITH INVOICE AND RESULTS



SEQUOIA ANALYTICAL

680 Chesapeake Drive • Redwood City, CA 94063
(415) 364-9600 • FAX (415) 364-9233



Pacific Environmental Group
2025 Gateway Place, Suite 440
San Jose, CA 95110
Attention: Mike Hurd

Project: 305-94.01/Shell, Castro Valley


Enclosed are the results from 4 soil samples relogged at Sequoia Analytical on June 30, 1993. The requested analyses are listed below:

SAMPLE #	SAMPLE DESCRIPTION	DATE OF COLLECTION	TEST METHOD
3F90601	Soil, EW-2, 4'	6/18/93	SM 5520 B&F (Gravimetric) TCLP and STLC
3F90608	Soil, SW-4, 3'	6/18/93	SM 5520 B&F (Gravimetric) TCLP and STLC
3F90611	Soil, EF-4, 9'	6/18/93	SM 5520 B&F (Gravimetric) TCLP and STLC
3F90616	Soil, T1, 3'	6/18/93	SM 5520 B&F (Gravimetric) TCLP and STLC

Please contact me if you have any questions. In the meantime, thank you for the opportunity to work with you on this project.

Very truly yours,

SEQUOIA ANALYTICAL


Eileen A. Manning
Project Manager



SEQUOIA ANALYTICAL

680 Chesapeake Drive • Redwood City, CA 94063
(415) 364-9600 • FAX (415) 364-9233

Pacific Environmental Group
2025 Gateway Place, Suite 440
San Jose, CA 95110
Attention: Mike Hurd

Client Project ID: 305-94.01/Shell, Castro Valley
Matrix Descript: Soil
Analysis Method: SM 5520 B&F (Gravimetric)
First Sample #: 3F90601A

Sampled: Jun 18, 1993
Relogged: Jun 30, 1993
Extracted: Jul 6, 1993
Analyzed: Jul 6, 1993
Reported: Jul 7, 1993

TOTAL RECOVERABLE PETROLEUM HYDROCARBONS

Sample Number	Sample Description	TCLP	STLC
		Oil & Grease mg/L	Oil & Grease mg/L
3F90601	EW-2, 4'	N.D.	N.D.
3F90608	SW-4, 3'	N.D.	N.D.
3F90611	EF-4, 9'	N.D.	N.D.
3F90616	T1, 3'	N.D.	N.D.

Detection Limits:

5.0

5.0

Analytes reported as N.D. were not present above the stated limit of detection.

SEQUOIA ANALYTICAL


Eileen A. Manning
Project Manager



SEQUOIA ANALYTICAL

680 Chesapeake Drive • Redwood City, CA 94063
(415) 364-9600 • FAX (415) 364-9233

Pacific Environmental Group
2025 Gateway Place, Suite 440
San Jose, CA 95110
Attention: Mike Hurd

Client Project ID: 305-94.01/Shell, Castro Valley
Matrix: Water

QC Sample Group: 3F90601, 08, 11, 16

Reported: Jul 7, 1993

QUALITY CONTROL DATA REPORT

ANALYTE	Total Recoverable
	Petroleum
	Hydrocarbons
Method:	SM 5520BF
Analyst:	M. Shkidt
Conc. Spiked:	30
Units:	mg/L
LCS Batch#:	BLK070293
Date Prepared:	7/2/93
Date Analyzed:	7/6/93
Instrument I.D.#:	N.A.
LCS % Recovery:	90
Control Limits:	70-110

MS/MSD	
Batch #:	3FB9505
Date Prepared:	7/2/93
Date Analyzed:	7/6/93
Instrument I.D.#:	N.A.
Matrix Spike % Recovery:	85
Matrix Spike Duplicate % Recovery:	83
Relative % Difference:	2.4

SEQUOIA ANALYTICAL


Eileen A. Manning
Project Manager

Please Note:

The LCS is a control sample of known, interferent free matrix that is analyzed using the same reagents, preparation and analytical methods employed for the samples. The LCS % recovery data is used for validation of sample batch results. Due to matrix effects, the QC limits for MS/MSD's are advisory only and are not used to accept or reject batch results.



SHELL OIL COMPANY 305-94.01
RETAIL ENVIRONMENTAL ENGINEERING - WEST

CHAIN OF CUSTODY RECORD

Serial No: _____

Date: 6-18-93

Page 3 of 4

Site Address: 2724 Castro Valley Blvd., Castro Valley

WIC#: 204-1381-0907

Shell Engineer: Randy Ordowski

Phone No.: 714
520-3395
Fax #: 520-3469

Consultant Name & Address:
PACIFIC ENVIRONMENTAL GROUP, INC.
2025 GENTRY PLACE, Ste. 440 SAN JOSE, CALIFORNIA 95110

Consultant Contact: Mike Hurd

Phone No.: 408
441-7500
Fax #: 441-7539

Comments:

Sampled by: Charles Melancon

Printed Name: Charles Melancon

Analysis Required

LAB: Sequoia

CHECK ONE (1) BOX ONLY	CI/DT	TURN AROUND TIME
G.W. Monitoring <input type="checkbox"/>	4441	24 hours <input type="checkbox"/>
Site Investigation <input checked="" type="checkbox"/>	4441	48 hours <input type="checkbox"/>
Soil Classify/Disposal <input checked="" type="checkbox"/>	4442	15 days <input type="checkbox"/> (Normal)
Water Classify/Disposal <input type="checkbox"/>	4443	Other <input checked="" type="checkbox"/> 5 day
Soil/Air Rem. or Sys. O & M <input type="checkbox"/>	4452	
Water Rem. or Sys. O & M <input type="checkbox"/>	4453	
Other <input type="checkbox"/>		

NOTE: Notify Lab as soon as possible of 24/48 hr. TAT.

UST AGENCY: _____

Sample ID	Date	Sludge	Soil	Water	Air	No. of conds.	TPH (EPA 8015 Mod. Gas)	TPH (EPA 8015 Mod. Diesel)	STLCCAM 17	Volatile Organics (EPA 8240)	Total Petroleum Hydrocarbons (TPH) 8015 & BTEX 8020 GAS	8270	5520 E & F	Aromatics RCI	Container Size	Preparation Used	Composite Y/N	MATERIAL DESCRIPTION	SAMPLE CONDITION/ COMMENTS	
																		Soil		
T1, 3'	6/18/93		X			1	X				X	X	X					Soil		
T2, 3'						1														
T3, 4'						1														
SP-3F											X	X	X	X				Y	Soil/Spills	Composite
SP-3G																		X		
SP-3H																		Y		
SP-3E																		Y		

Relinquished By (signature): Charles Melancon
 Relinquished By (signature): M. Daden
 Relinquished By (signature): _____

Printed Name: Charles Melancon
 Printed Name: M. Daden
 Printed Name: _____

Date: 6-18-93
 Time: 18:00
 Date: 6/21/93
 Time: 10:45
 Date: _____
 Time: _____

Received (signature): M. Daden
 Received (signature): Lisa Steuermann
 Received (signature): _____

Printed Name: M. Daden
 Printed Name: Lisa Steuermann
 Printed Name: _____



SHELL OIL COMPANY 305-94.01
RETAIL ENVIRONMENTAL ENGINEERING - WEST

CHAIN OF CUSTODY RECORD

Serial No: _____

Date: 6-18-93

Page 2 of 4

Site Address: 2724 Castro Valley Blvd., Castro Valley

WIC#: 204-1381-0407

Shell Engineer: Randy Orlovski
 Phone No.: 714 520-3395
 Fax #: 520-3469

Consultant Name & Address: PACIFIC ENVIRONMENTAL GROUP, INC.
 2025 GATEWAY PLACE, Ste. 400 SAN JOSE, CALIFORNIA 95110

Consultant Contact: Mike Hurd
 Phone No.: 408 441-7500
 Fax #: 441-7539

Comments:

Sampled by: Charles Melancon

Printed Name: Charles Melancon

Analysis Required

TPH (EPA 8015 Mod. Gas)	TPH (EPA 8015 Mod. Diesel)	BTEX (EPA 8020/602)	Volatile Organics (EPA 8240)	Test for Disposal	Combination TPH 8015 & BTEX 8020 GAS	8270	5520 ERF	Asbestos	Container Size	Preparation Used	Composite Y/N

LAB: Sequoia

CHECK ONE (1) BOX ONLY	CT/OF	TURN AROUND TIME
G.W. Monitoring <input type="checkbox"/>	A441	24 hours <input type="checkbox"/>
Site Investigation <input checked="" type="checkbox"/>	A441	48 hours <input type="checkbox"/>
Soil Classify/Disposal <input type="checkbox"/>	A442	15 days <input type="checkbox"/> (Normal)
Water Classify/Disposal <input type="checkbox"/>	A443	Other <input checked="" type="checkbox"/> 5 day
Soil/Air Rem. or Sys. O & M <input type="checkbox"/>	A452	
Water Rem. or Sys. O & M <input type="checkbox"/>	A453	
Other <input type="checkbox"/>		

NOTE: Notify Lab as soon as possible of 24/48 hrs. TAT.

UST AGENCY:

Sample ID	Date	Sludge	Soil	Water	Air	No. of conds.	TPH (EPA 8015 Mod. Gas)	TPH (EPA 8015 Mod. Diesel)	BTEX (EPA 8020/602)	Volatile Organics (EPA 8240)	Test for Disposal	Combination TPH 8015 & BTEX 8020 GAS	8270	5520 ERF	Asbestos	Container Size	Preparation Used	Composite Y/N	MATERIAL DESCRIPTION	SAMPLE CONDITION/ COMMENTS
																			soil	
EF-2, 9'	6/18/93		X			1	X					X	X	X						
EF-3, 8'																				
EF-4, 9'																				
EF-5, 9'																				
EF-6, 8'																				
EF-7, 8'																				
NW-1A, 5'																				

Relinquished By (signature): Charles Melancon	Printed Name: Charles Melancon	Date: 6-18-93 Time: 1:30	Received (signature): M. Doden	Printed Name: M. Doden	Date: 6/21/93 Time: 10:15
Relinquished By (signature): M. Doden	Printed Name: M. Doden	Date: 6/21/93 Time: 10:45	Received (signature): Lisa Stenstrom	Printed Name: Lisa Stenstrom	Date: 6-21-93 Time: 10:45
Relinquished By (signature):	Printed Name:	Date:	Received (signature):	Printed Name:	Date:

THE LABORATORY MUST PROVIDE A COPY OF THIS CHAIN-OF-CUSTODY WITH INVOICE AND RESULTS



SHELL OIL COMPANY 305-94.01
RETAIL ENVIRONMENTAL ENGINEERING - WEST

CHAIN OF CUSTODY RECORD

Serial No: _____

Date: 6-18-93

Page 1 of 4

Site Address: 2724 Castro Valley Blvd. Castro Valley

Analysis Required

LAB: Sequoia

WIC#: 204-1381-0407

Shell Engineer: Randy Orlowski
 Phone No.: 714 520-3395
 Fax #: 520-3469

Consultant Name & Address:
 PACIFIC ENVIRONMENTAL GROUP, INC.
 2025 GATEWAY PLACE, Ste. 400 SAN JOSE, CALIFORNIA 95110

Consultant Contact: Mike Hurd
 Phone No.: 408 441-7500
 Fax #: 441-7539

Comments:

Sampled by: Charles Melancon

Printed Name: Charles Melancon

TPH (EPA 8015 Mod. Gas)	TPH (EPA 8015 Mod. Diesel)	BTEX (EPA 8020/602)	Volatile Organics (EPA 8240)	Test for Disposal	Combination TPH 8015 & BTEX 8020 GAS	Asbestos	Container Size	Preparation Used	Composite Y/N
					8270	5520 ERF			

CHECK ONE (1) BOX ONLY	CT/DT	TURN AROUND TIME
G.W. Monitoring <input type="checkbox"/>	4461	24 hours <input type="checkbox"/>
Site Investigation <input checked="" type="checkbox"/>	4441	48 hours <input type="checkbox"/>
Soil Classify/Disposal <input type="checkbox"/>	4442	15 days <input type="checkbox"/> (Normal)
Water Classify/Disposal <input type="checkbox"/>	4443	Other <input checked="" type="checkbox"/> 5 day
Soil/Air Rem. or Sys. O & M <input type="checkbox"/>	4452	
Water Rem. or Sys. O & M <input type="checkbox"/>	4453	
Other <input type="checkbox"/>		

UST AGENCY: _____

Sample ID	Date	Sludge	Soil	Water	Air	No. of conds.	TPH (EPA 8015 Mod. Gas)	TPH (EPA 8015 Mod. Diesel)	BTEX (EPA 8020/602)	Volatile Organics (EPA 8240)	Test for Disposal	Combination TPH 8015 & BTEX 8020 GAS	Asbestos	Container Size	Preparation Used	Composite Y/N	MATERIAL DESCRIPTION	SAMPLE CONDITION/ COMMENTS	
* EW-2, 4'	6/18/93		X			1		X				X	X	X				Soil	6/30/93 Please add analysis for these samples TCLP O+G STLC O+G 72hr RUSH! (AD)
NW-5, 4'																			
NW-6, 4'																			
NW-7, 4'																			
WW-2, 3'																			
WW-3, 3'																			
WW-4, 3'																			
* SW-4, 3'																			

Relinquished By (signature): Charles Melancon	Printed Name: Charles Melancon	Date: 6-18-93	Time: 1800	Received (signature): M Doden	Printed Name: M Doden	Date: 6/21/93	Time: 10:15
Relinquished By (signature): M Doden	Printed Name: M. Doden	Date: 6/21/93	Time: 1050	Received (signature): Lisa Stenstrom	Printed Name: Lisa Stenstrom	Date: 6-21-93	Time: 1050
Relinquished By (signature):	Printed Name:	Date:	Time:	Received (signature):	Printed Name:	Date:	Time:

THE LABORATORY MUST PROVIDE A COPY OF THIS CHAIN-OF-CUSTODY WITH INVOICE AND RESULTS



Site Address: 2724 Castro Valley Blvd. Castro Valley

WIC#: 204-1381-0407

Shell Engineer: Randy Orlovski
 Phone No.: 714 520-3395
 Fax #: 520-3469

Consultant Name & Address: PACIFIC ENVIRONMENTAL GROUP, INC.
 2025 GATEWAY PLACE, Ste. 440 SAN JOSE, CALIFORNIA 95110

Consultant Contact: Mike Hurd
 Phone No.: 408 441-7500
 Fax #: 441-7539

Comments:

Sampled by: Charles Melancon

Printed Name: Charles Melancon

Analysis Required

TPH (EPA 8015 Mod. Gas)	TPH (EPA 8015 Mod. Diesel)	BTEX (EPA 8020/602)	Volatile Organics (EPA 8240)	Test for Disposal	Combination TPH 8015 & BTEX 8020 GAS	8270	5520 E & F	Asbestos	Container Size	Preparation Used	Composite Y/N
-------------------------	----------------------------	---------------------	------------------------------	-------------------	--------------------------------------	------	------------	----------	----------------	------------------	---------------

LAB: Sequoia

CHECK ONE (1) BOX ONLY	CT/DT	TURN AROUND TIME
G.W. Monitoring <input type="checkbox"/>	4461	24 hours <input type="checkbox"/>
Site Investigation <input checked="" type="checkbox"/>	4441	48 hours <input type="checkbox"/>
Soil Classify/Disposal <input type="checkbox"/>	4442	15 days <input type="checkbox"/> (Normal)
Water Classify/Disposal <input type="checkbox"/>	4443	Other <input checked="" type="checkbox"/> 5 day
Soil/Air Rem. or Sys. O & M <input type="checkbox"/>	4452	
Water Rem. or Sys. O & M <input type="checkbox"/>	4453	
Other <input type="checkbox"/>		

NOTE: Notify Lab as soon as possible of 24/48 hrs. TAT.

UST AGENCY:

Sample ID	Date	Sludge	Soil	Water	Air	No. of conts.	TPH (EPA 8015 Mod. Gas)	TPH (EPA 8015 Mod. Diesel)	BTEX (EPA 8020/602)	Volatile Organics (EPA 8240)	Test for Disposal	Combination TPH 8015 & BTEX 8020 GAS	8270	5520 E & F	Asbestos	Container Size	Preparation Used	Composite Y/N	MATERIAL DESCRIPTION	SAMPLE CONDITION/ COMMENTS	
* EW-2, 4'	6/18/93		X			1		X				X	X	X						Soil	6/30/93 Please add analysis for these samples TCLP O+G STLC O+G 72hr RUSH! (AD)
NW-5, 4'																					
NW-6, 4'																					
NW-7, 4'																					
WW-2, 3'																					
WW-3, 3'																					
WW-4, 3'																					
* SW-4, 3'																					

Relinquished By (signature): Charles Melancon	Printed Name: Charles Melancon	Date: 6-18-93 Time: 1800	Received (signature): M Daden	Printed Name: M Daden	Date: 6/21/93 Time: 1015
Relinquished By (signature): M Daden	Printed Name: M. Daden	Date: 6/21/93 Time: 1050	Received (signature): Lisa Stearstrom	Printed Name: Lisa Stearstrom	Date: 6-21-93 Time: 1050
Relinquished By (signature):	Printed Name:	Date:	Received (signature):	Printed Name:	Date:



SHELL OIL COMPANY 305-94.01
 RETAIL ENVIRONMENTAL ENGINEERING - WEST

CHAIN OF CUSTODY RECORD

Serial No: _____

Date: 6-18-93

Page 2 of 4

Site Address: 2724 Castro Valley Blvd., Castro Valley

WIC#: 204-1381-0407

Shell Engineer: Randy Orlovski
 Phone No: 714 520-3395
 Fax #: 520-3469

Consultant Name & Address:
 PACIFIC ENVIRONMENTAL GROUP, INC.
 2025 GATEWAY PLACE, Ste. 440 SAN JOSE, CALIFORNIA 95110

Consultant Contact: Mike Hurd
 Phone No.: 408 441-7500
 Fax #: 441-7539

Comments:

Sampled by: Charles Melancon

Printed Name: Charles Melancon

Sample ID	Date	Sludge	Soil	Water	Air	No. of conds.
EF-2, 9'	6/18/93		X			1
EF-3, 8'						
EF-4, 9'						
EF-5, 9'						
EF-6, 8'						
EF-7, 8'						
NW-1A, 5'						

Analysis Required

TPH (EPA 8015 Mod. Gas)	TPH (EPA 8015 Mod. Diesel)	BTEX (EPA 8020/602)	Volatile Organics (EPA 8240)	Test for Disposal	Combination TPH 8015 & BTEX 8020 GAS	8270	5520 E & F	Asbestos	Container Size	Preparation Used	Composite Y/N
-------------------------	----------------------------	---------------------	------------------------------	-------------------	--------------------------------------	------	------------	----------	----------------	------------------	---------------

LAB: Sequoia

CHECK ONE (1) BOX ONLY	CT/DT	TURN AROUND TIME
G.W. Monitoring <input type="checkbox"/>	4461	24 hours <input type="checkbox"/>
Site Investigation <input checked="" type="checkbox"/>	4441	48 hours <input type="checkbox"/>
Soil Classify/Disposal <input type="checkbox"/>	4442	15 days <input type="checkbox"/> (Normal)
Water Classify/Disposal <input type="checkbox"/>	4443	Other <input checked="" type="checkbox"/> 5 day
Soil/Air Rem. or Sys. O & M <input type="checkbox"/>	4452	
Water Rem. or Sys. O & M <input type="checkbox"/>	4453	
Other <input type="checkbox"/>		

UST AGENCY: _____

MATERIAL DESCRIPTION	SAMPLE CONDITION/ COMMENTS
Soil	

Relinquished By (signature): Charles Melancon	Printed Name: Charles Melancon	Date: 6-18-93	Received (signature): M. Doden	Printed Name: M. Doden	Date: 6/21/93
Relinquished By (signature): M. Doden	Printed Name: M. Doden	Date: 6/21/93	Received (signature): Lisa Stenstrom	Printed Name: Lisa Stenstrom	Date: 6-21-93
Relinquished By (signature):	Printed Name:	Date:	Received (signature):	Printed Name:	Date:

THE LABORATORY MUST PROVIDE A COPY OF THIS CHAIN-OF-CUSTODY WITH INVOICE AND RESULTS



Site Address: 2724 Castro Valley Blvd, Castro Valley

WIC#: 204-1381-0407

Shell Engineer: Randy Orlovski
 Phone No.: 714-520-3396
 Fax #: 520-3469

Consultant Name & Address: PACIFIC ENVIRONMENTAL GROUP, INC.
 2025 GATEWAY PLACE, Ste. 440 SAN JOSE, CALIFORNIA 95110

Consultant Contact: Mike Hurd
 Phone No.: 408-441-7500
 Fax #: 441-7539

Comments:

Sampled by: Charles Melancon

Printed Name: Charles Melancon

Sample ID	Date	Sludge	Soil	Water	Air	No. of conts.	TPH (EPA 8015 Mod. Gas)	TPH (EPA 8015 Mod. Diesel)	STLCCAM17	Volatile Organics (EPA 8240)	Total Disposal STLCP6	Combination TPH 8015 & BTEX 8020 GAS	8270	5520 E&F	Asbestos RCI	Container Size	Preparation Used	Composite Y/N	MATERIAL DESCRIPTION	SAMPLE CONDITION/ COMMENTS
* T1, 3'	6/18/93		X			1		X				X	X	X					Soil	
T2, 3'						1														
T3, 4'						1														
SP-3F								X	X	X	X	X	X	X				Y	Soil/Spoils	Composite
SP-3G																		X		
SP-3H																		Y		
SP-3C																		Y		

LAB: Sequoia

CHECK ONE (1) BOX ONLY	CT/DT	TURN AROUND TIME
G.W. Monitoring <input type="checkbox"/>	4461	24 hours <input type="checkbox"/>
Site Investigation <input checked="" type="checkbox"/>	4441	48 hours <input type="checkbox"/>
Soil Classify/Disposal <input checked="" type="checkbox"/>		15 days <input type="checkbox"/> (Normal)
Water Classify/Disposal <input type="checkbox"/>	4443	Other <input checked="" type="checkbox"/> 5 day
Soil/Air Rem. or Sys. O & M <input type="checkbox"/>	4452	
Water Rem. or Sys. O & M <input type="checkbox"/>	4453	
Other <input type="checkbox"/>		

NOTE: Notify Lab as soon as Possible of 24/48 hrs. TAT.

UST AGENCY:

Relinquished By (signature): Charles Melancon	Printed Name: Charles Melancon	Date: 6-18-93 Time: 1800	Received (signature): M. Doden	Printed Name: M. Doden	Date: 6/21/93 Time: 1015
Relinquished By (signature): M. Doden	Printed Name: M. Doden	Date: 6/21/93 Time: 1045	Received (signature): Lisa Steuström	Printed Name: Lisa Steuström	Date: 6-21-93 Time: 1045
Relinquished By (signature):	Printed Name:	Date:	Received (signature):	Printed Name:	Date:

THE LABORATORY MUST PROVIDE A COPY OF THIS CHAIN-OF-CUSTODY WITH INVOICE AND RESULTS



SHELL OIL COMPANY 305-94.01
RETAIL ENVIRONMENTAL ENGINEERING - WEST

CHAIN OF CUSTODY RECORD

Serial No: _____

Date: 6-18-93

Page 4 of 4

Site Address:

2724 Castro Valley Blvd, Castro Valley

WIC#:

204-1381-0407

Shell Engineer:

Randy Orlovski

Phone No.: 714
520-3395
Fax #: 520-3469

Consultant Name & Address:

PACIFIC ENVIRONMENTAL GROUP, INC.
2025 GATEWAY PLACE, Ste. 440 SAN JOSE, CALIFORNIA 95110

Consultant Contact:

Mike Hurd

Phone No.: 408
441-7500
Fax #: 441-7539

Comments:

Sampled by:

Charles Melancon

Printed Name:

Charles Melancon

Analysis Required

LAB: Sequoia

CHECK ONE (1) BOX ONLY	CT/DT	TURN AROUND TIME
G.W. Monitoring <input type="checkbox"/>	4461	24 hours <input type="checkbox"/>
Site Investigation <input checked="" type="checkbox"/>	4441	48 hours <input type="checkbox"/>
Soil Classify/Disposal <input checked="" type="checkbox"/>		15 days <input type="checkbox"/> (Normal)
Water Classify/Disposal <input type="checkbox"/>	4443	Other <input checked="" type="checkbox"/> 5 day
Soil/Air Rem. or Sys. O & M <input type="checkbox"/>	4452	
Water Rem. or Sys. O & M <input type="checkbox"/>	4453	
Other <input type="checkbox"/>		

UST AGENCY: _____

Sample ID	Date	Sludge	Soil	Water	Air	No. of conts.	TPH (EPA 8015 Mod. Gas)	TPH (EPA 8015 Mod. Diesel)	BTEX (EPA 8015) 5520 G/F	Volatile Organics (EPA 8240)	TPH (EPA 8015) STLC CAM 17	Combination TPH 8015 & BTEX 8020 GAS	8270	STLC Lead	Asbestos RC1	Container Size	Preparation Used	Composite Y/N	MATERIAL DESCRIPTION	SAMPLE CONDITION/ COMMENTS
SP-2A	6/18/93		X			1	X	X	X	X	X	X	X	X	X			Y	Soil/Spills	Composite
SP-2B						1												Y		
SP-2C						1												Y		
SP-2D						1												Y		
SP-3A						1	X	X	X	X	X	X	X	X	X			Y		Composite
SP-3B						1												Y		
SP-3D						1												Y		
SP-3E						1												Y		

Relinquished By (signature):

Charles Melancon

Printed Name:

Charles Melancon

Date: 6-18-93

Time: 1800

Received (signature):

M. Doden

Printed Name:

M. Doden

Date: 6/21/93

Time: 10:15

Relinquished By (signature):

M. Doden

Printed Name:

M. Doden

Date: 6/21/93

Time: 1045

Received (signature):

USA Stenstrom

Printed Name:

USA Stenstrom

Date: 6-21-93

Time: 1045

Relinquished By (signature):

Printed Name:

Date:

Time:

Received (signature):

Printed Name:

Date:

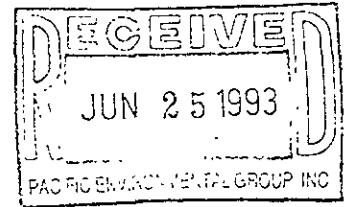
Time:

THE LABORATORY MUST PROVIDE A COPY OF THIS CHAIN-OF-CUSTODY WITH INVOICE AND RESULTS



SEQUOIA ANALYTICAL

680 Chesapeake Drive • Redwood City, CA 94063
(415) 364-9600 • FAX (415) 364-9233



Pacific Environmental Group
2025 Gateway Place, Suite 440
San Jose, CA 95110
Attention: Mike Hurd

Project: 305-94.01/Shell, Castro Valley

Enclosed are the results from 21 soil samples received at Sequoia Analytical on June 21, 1993. The requested analyses are listed below:

SAMPLE #	SAMPLE DESCRIPTION	DATE OF COLLECTION	TEST METHOD
3F90601	Soil, EW-2, 4'	6/18/93	EPA 3550/8015 EPA 5030/8015/8020 EPA 8270 SM 5520 E&F (Gravimetric)
3F90602	Soil, NW-5, 4'	6/18/93	EPA 3550/8015 EPA 5030/8015/8020 EPA 8270 SM 5520 E&F (Gravimetric)
3F90603	Soil, NW-6, 4'	6/18/93	EPA 3550/8015 EPA 5030/8015/8020 EPA 8270 SM 5520 E&F (Gravimetric)
3F90604	Soil, NW-7, 4'	6/18/93	EPA 3550/8015 EPA 5030/8015/8020 EPA 8270 SM 5520 E&F (Gravimetric)
3F90605	Soil, WW-2, 3'	6/18/93	EPA 3550/8015 EPA 5030/8015/8020 EPA 8270 SM 5520 E&F (Gravimetric)
3F90606	Soil, WW-3, 3'	6/18/93	EPA 3550/8015 EPA 5030/8015/8020 EPA 8270 SM 5520 E&F (Gravimetric)
3F90607	Soil, WW-4, 3'	6/18/93	EPA 3550/8015 EPA 5030/8015/8020 EPA 8270 SM 5520 E&F (Gravimetric)
3F90608	Soil, SW-4, 3'	6/18/93	EPA 3550/8015 EPA 5030/8015/8020 EPA 8270 SM 5520 E&F (Gravimetric)



SEQUOIA ANALYTICAL

680 Chesapeake Drive • Redwood City, CA 94063
(415) 364-9600 • FAX (415) 364-9233

SAMPLE #	SAMPLE DESCRIPTION	DATE OF COLLECTION	TEST METHOD
3F90609	Soil, EF-2, 9'	6/18/93	EPA 3550/8015 EPA 5030/8015/8020 EPA 8270 SM 5520 E&F (Gravimetric)
3F90610	Soil, EF-3, 8'	6/18/93	EPA 3550/8015 EPA 5030/8015/8020 EPA 8270 SM 5520 E&F (Gravimetric)
3F90611	Soil, EF-4, 9'	6/18/93	EPA 3550/8015 EPA 5030/8015/8020 EPA 8270 SM 5520 E&F (Gravimetric)
3F90612	Soil, EF-5, 9'	6/18/93	EPA 3550/8015 EPA 5030/8015/8020 EPA 8270 SM 5520 E&F (Gravimetric)
3F90613	Soil, EF-6, 8'	6/18/93	EPA 3550/8015 EPA 5030/8015/8020 EPA 8270 SM 5520 E&F (Gravimetric)
3F90614	Soil, EF-7, 8'	6/18/93	EPA 3550/8015 EPA 5030/8015/8020 EPA 8270 SM 5520 E&F (Gravimetric)
3F90615	Soil, NW-1A, 5'	6/18/93	EPA 3550/8015 EPA 5030/8015/8020 EPA 8270 SM 5520 E&F (Gravimetric)
3F90616	Soil, T1, 3'	6/18/93	EPA 3550/8015 EPA 5030/8015/8020 EPA 8270 SM 5520 E&F (Gravimetric)
3F90617	Soil, T2, 3'	6/18/93	EPA 3550/8015 EPA 5030/8015/8020 EPA 8270 SM 5520 E&F (Gravimetric)
3F90618	Soil, T3, 4'	6/18/93	EPA 3550/8015 EPA 5030/8015/8020 EPA 8270 SM 5520 E&F (Gravimetric)



SEQUOIA ANALYTICAL

680 Chesapeake Drive • Redwood City, CA 94063
(415) 364-9600 • FAX (415) 364-9233

SAMPLE #	SAMPLE DESCRIPTION	DATE OF COLLECTION	TEST METHOD
3F90619	Soil, SP-3(F,G,H,C) comp	6/18/93	EPA 3550/8015 EPA 5030/8015/8020 EPA 8270 SM 5520 E&F (Gravimetric) Reactivity Corrosivity Ignitability EPA 8240 STLC Cam 17 Metals
3F90620	Soil, SP-2(A,B,C,D) comp	6/18/93	EPA 3550/8015 EPA 5030/8015/8020 EPA 8270 SM 5520 E&F (Gravimetric) Reactivity Corrosivity Ignitability EPA 8240 STLC Cam 17 Metals
3F90621	Soil, SP-3(A,B,D,E) comp	6/18/93	EPA 3550/8015 EPA 5030/8015/8020 EPA 8270 SM 5520 E&F (Gravimetric) Reactivity Corrosivity Ignitability EPA 8240 STLC Cam 17 Metals

Please contact me if you have any questions. In the meantime, thank you for the oportun work with you on this project.

Very truly yours,

SEQUOIA ANALYTICAL


Eileen A. Manning
Project Manager



SEQUOIA ANALYTICAL

680 Chesapeake Drive • Redwood City, CA 94063
(415) 364-9600 • FAX (415) 364-9233

Pacific Environmental Group
2025 Gateway Place, Suite 440
San Jose, CA 95110
Attention: Mike Hurd

Client Project ID: 305-94.01/Shell, Castro Valley
Sample Matrix: Soil
Analysis Method: EPA 3550/8015
First Sample #: 3F90601

Sampled: Jun 18, 1993
Received: Jun 21, 1993
Reported: Jun 25, 1993

TOTAL EXTRACTABLE PETROLEUM HYDROCARBONS


Analyte	Reporting Limit mg/kg	Sample I.D. 3F90601 EW-2, 4'	Sample I.D. 3F90602 NW-5, 4'	Sample I.D. 3F90603 NW-6, 4'	Sample I.D. 3F90604 NW-7, 4'	Sample I.D. 3F90605 WW-2, 3'	Sample I.D. 3F90606 WW-3, 3'
Extractable Hydrocarbons	1.0	N.D.	N.D.	N.D.	N.D.	N.D.	1.9
Chromatogram Pattern:		--	--	--	--	--	Non-diesel mix C9 - C11

Quality Control Data

Report Limit							
Multiplication Factor:	1.0	1.0	1.0	1.0	1.0	1.0	1.0
Date Extracted:	6/21/93	6/21/93	6/21/93	6/21/93	6/21/93	6/21/93	6/21/93
Date Analyzed:	6/22/93	6/22/93	6/22/93	6/22/93	6/22/93	6/22/93	6/22/93
Instrument Identification:	HP5B	HP5B	HP5B	HP5B	HP5B	HP5B	HP5B

Extractable Hydrocarbons are quantitated against a fresh diesel standard.
Analytes reported as N.D. were not detected above the stated reporting limit.

SEQUOIA ANALYTICAL


Eileen A. Manning
Project Manager



SEQUOIA ANALYTICAL

680 Chesapeake Drive • Redwood City, CA 94063
(415) 364-9600 • FAX (415) 364-9233

Pacific Environmental Group
2025 Gateway Place, Suite 440
San Jose, CA 95110
Attention: Mike Hurd

Client Project ID: 305-94.01/Shell, Castro Valley
Sample Matrix: Soil
Analysis Method: EPA 3550/8015
First Sample #: 3F90607

Sampled: Jun 18, 1993
Received: Jun 21, 1993
Reported: Jun 25, 1993

TOTAL EXTRACTABLE PETROLEUM HYDROCARBONS


Analyte	Reporting Limit mg/kg	Sample I.D. 3F90607 WW-4, 3'	Sample I.D. 3F90608 SW-4, 3'	Sample I.D. 3F90609 EF-2, 9'	Sample I.D. 3F90610 EF-3, 8'	Sample I.D. 3F90611 EF-4, 9'	Sample I.D. 3F90612 EF-5, 9'
Extractable Hydrocarbons	1.0	95	N.D.	29	N.D.	41	N.D.
Chromatogram Pattern:		Non-diesel mix C9 - C15	--	Non-diesel mix < C11, C12 - C20	--	Non-diesel mix < C14, > C18	--

Quality Control Data

Report Limit							
Multiplication Factor:		1.0	1.0	5.0	1.0	5.0	1.0
Date Extracted:		6/21/93	6/21/93	6/21/93	6/21/93	6/21/93	6/21/93
Date Analyzed:		6/22/93	6/22/93	6/23/93	6/22/93	6/22/93	6/22/93
Instrument Identification:		HP5B	HP5B	HP5B	HP5B	HP5B	HP5B

Extractable Hydrocarbons are quantitated against a fresh diesel standard.
Analytes reported as N.D. were not detected above the stated reporting limit.

SEQUOIA ANALYTICAL


Eileen A. Manning
Project Manager



SEQUOIA ANALYTICAL

680 Chesapeake Drive • Redwood City, CA 94063
(415) 364-9600 • FAX (415) 364-9233

Pacific Environmental Group	Client Project ID: 305-94.01/Shell, Castro Valley	Sampled: Jun 18, 1993
2025 Gateway Place, Suite 440	Sample Matrix: Soil	Received: Jun 21, 1993
San Jose, CA 95110	Analysis Method: EPA 3550/8015	Reported: Jun 25, 1993
Attention: Mike Hurd	First Sample #: 3F90613	

TOTAL EXTRACTABLE PETROLEUM HYDROCARBONS

Analyte	Reporting Limit mg/kg	Sample I.D. 3F90613 EF-6, 8'	Sample I.D. 3F90614 EF-7, 8'	Sample I.D. 3F90615 NW-1A, 5'	Sample I.D. 3F90616 T1, 3'	Sample I.D. 3F90617 T2, 3'	Sample I.D. 3F90618 T3, 4'
Extractable Hydrocarbons	1.0	N.D.	N.D.	N.D.	2,900	75	N.D.
Chromatogram Pattern:	--	--	--	Non-diesel mix C9 - C16	Non-diesel mix C10 - C15	--	--

Quality Control Data

Report Limit							
Multiplication Factor:	1.0	1.0	1.0	100	5.0	1.0	
Date Extracted:	6/21/93	6/21/93	6/21/93	6/21/93	6/21/93	6/21/93	6/21/93
Date Analyzed:	6/22/93	6/22/93	6/23/93	6/23/93	6/22/93	6/22/93	6/22/93
Instrument Identification:	HP5B	HP5B	HP5B	HP5B	HP5B	HP5B	HP5B

Extractable Hydrocarbons are quantitated against a fresh diesel standard.
Analytes reported as N.D. were not detected above the stated reporting limit.

SEQUOIA ANALYTICAL

Eileen A. Manning
Project Manager



SEQUOIA ANALYTICAL

680 Chesapeake Drive • Redwood City, CA 94063
(415) 364-9600 • FAX (415) 364-9233

Pacific Environmental Group	Client Project ID: 305-94.01/Shell, Castro Valley	Sampled: Jun 18, 1993
2025 Gateway Place, Suite 440	Sample Matrix: Soil	Received: Jun 21, 1993
San Jose, CA 95110	Analysis Method: EPA 3550/8015	Reported: Jun 25, 1993
Attention: Mike Hurd	First Sample #: 3F90619	

TOTAL EXTRACTABLE PETROLEUM HYDROCARBONS

Analyte	Reporting Limit mg/kg	Sample I.D. 3F90619 SP-3(F,G,H,C) comp	Sample I.D. 3F90620 SP-2(A,B,C,D) comp	Sample I.D. 3F90621 SP-3(A,B,D,E) comp
Extractable Hydrocarbons	1.0	6.4	3.5	10
Chromatogram Pattern:		Non-diesel mix C9 - C11 > C20	Non-diesel mix C9 - C11, > C19	Non-diesel mix C9 - C15, > C17

Quality Control Data

Report Limit			
Multiplication Factor:	2.0	1.0	1.0
Date Extracted:	6/21/93	6/21/93	6/21/93
Date Analyzed:	6/23/93	6/23/93	6/23/93
Instrument Identification:	HP5B	HP5B	HP5B

Extractable Hydrocarbons are quantitated against a fresh diesel standard.
Analytes reported as N.D. were not detected above the stated reporting limit.

SEQUOIA ANALYTICAL

Eileen A. Manning
Project Manager



SEQUOIA ANALYTICAL

680 Chesapeake Drive • Redwood City, CA 94063
(415) 364-9600 • FAX (415) 364-9233

Pacific Environmental Group
2025 Gateway Place, Suite 440
San Jose, CA 95110
Attention: Mike Hurd

Client Project ID: 305-94.01/Shell, Castro Valley
Sample Matrix: Soil
Analysis Method: EPA 5030/8015/8020
First Sample #: 3F90601

Sampled: Jun 18, 1993
Received: Jun 21, 1993
Reported: Jun 25, 1993

TOTAL PURGEABLE PETROLEUM HYDROCARBONS with BTEX DISTINCTION

Analyte	Reporting Limit mg/kg	Sample I.D. 3F90601 EW-2, 4'	Sample I.D. 3F90602 NW-5, 4'	Sample I.D. 3F90603 NW-6, 4'	Sample I.D. 3F90604 NW-7, 4'	Sample I.D. 3F90605 WW-2, 3'	Sample I.D. 3F90606 WW-3, 3'
Purgeable Hydrocarbons	1.0	N.D.	N.D.	N.D.	N.D.	N.D.	7.3
Benzene	0.0050	N.D.	N.D.	N.D.	N.D.	N.D.	N.D.
Toluene	0.0050	N.D.	N.D.	N.D.	N.D.	N.D.	N.D.
Ethyl Benzene	0.0050	N.D.	N.D.	N.D.	N.D.	N.D.	N.D.
Total Xylenes	0.0050	N.D.	N.D.	N.D.	N.D.	N.D.	N.D.
Chromatogram Pattern:		--	--	--	--	--	Non-gas mix > C8

Quality Control Data

Report Limit							
Multiplication Factor:		1.0	1.0	1.0	1.0	1.0	1.0
Date Analyzed:		6/22/93	6/22/93	6/22/93	6/22/93	6/22/93	6/22/93
Instrument Identification:		GCHP-18	GCHP-18	GCHP-18	GCHP-18	GCHP-18	GCHP-18
Surrogate Recovery, %: (QC Limits = 70-130%)		100	91	88	101	76	100

Purgeable Hydrocarbons are quantitated against a fresh gasoline standard.
Analytes reported as N.D. were not detected above the stated reporting limit.

SEQUOIA ANALYTICAL


Eileen A. Manning
Project Manager



SEQUOIA ANALYTICAL

680 Chesapeake Drive • Redwood City, CA 94063
(415) 364-9600 • FAX (415) 364-9233

Pacific Environmental Group
2025 Gateway Place, Suite 440
San Jose, CA 95110
Attention: Mike Hurd

Client Project ID: 305-94.01/Shell, Castro Valley
Sample Matrix: Soil
Analysis Method: EPA 5030/8015/8020
First Sample #: 3F90607

Sampled: Jun 18, 1993
Received: Jun 21, 1993
Reported: Jun 25, 1993

TOTAL PURGEABLE PETROLEUM HYDROCARBONS with BTEX DISTINCTION

Analyte	Reporting Limit mg/kg	Sample I.D. 3F90607 WW-4, 3'	Sample I.D. 3F90608 SW-4, 3'	Sample I.D. 3F90609 EF-2, 9'	Sample I.D. 3F90610 EF-3, 8'	Sample I.D. 3F90611 EF-4, 9'	Sample I.D. 3F90612 EF-5, 9'
Purgeable Hydrocarbons	1.0	18	N.D.	43	N.D.	66	N.D.
Benzene	0.0050	N.D.	N.D.	0.019	N.D.	N.D.	N.D.
Toluene	0.0050	N.D.	N.D.	N.D.	N.D.	N.D.	N.D.
Ethyl Benzene	0.0050	N.D.	N.D.	N.D.	N.D.	0.27	N.D.
Total Xylenes	0.0050	N.D.	N.D.	0.35	N.D.	0.83	N.D.
Chromatogram Pattern:		Non-gas mix > C8	--	Non-gas mix > C4	--	Non-gas mix > C6	--

Quality Control Data

Report Limit							
Multiplication Factor:		1.0	1.0	5.0	1.0	10	1.0
Date Analyzed:		6/22/93	6/22/93	6/23/93	6/22/93	6/24/93	6/22/93
Instrument Identification:		GCHP-18	GCHP-18	GCHP-6	GCHP-18	GCHP-18	GCHP-1
Surrogate Recovery, %: (QC Limits = 70-130%)		96	95	103	90	99	111

Purgeable Hydrocarbons are quantitated against a fresh gasoline standard.
Analytes reported as N.D. were not detected above the stated reporting limit.

SEQUOIA ANALYTICAL


Eileen A. Manning
Project Manager



SEQUOIA ANALYTICAL

680 Chesapeake Drive • Redwood City, CA 94063
(415) 364-9600 • FAX (415) 364-9233

Pacific Environmental Group
2025 Gateway Place, Suite 440
San Jose, CA 95110
Attention: Mike Hurd

Client Project ID: 305-94.01/Shell, Castro Valley
Sample Matrix: Soil
Analysis Method: EPA 5030/8015/8020
First Sample #: 3F90613

Sampled: Jun 18, 1993
Received: Jun 21, 1993
Reported: Jun 25, 1993

TOTAL PURGEABLE PETROLEUM HYDROCARBONS with BTEX DISTINCTION


Analyte	Reporting Limit mg/kg	Sample I.D. 3F90613 EF-6, 8'	Sample I.D. 3F90614 EF-7, 8'	Sample I.D. 3F90615 NW-1A, 5'	Sample I.D. 3F90616 T1, 3'	Sample I.D. 3F90617 T2, 3'	Sample I.D. 3F90618 T3, 4'
Purgeable Hydrocarbons	1.0	N.D.	N.D.	N.D.	330	1.2	N.D.
Benzene	0.0050	N.D.	N.D.	N.D.	N.D.	N.D.	N.D.
Toluene	0.0050	N.D.	N.D.	N.D.	N.D.	N.D.	N.D.
Ethyl Benzene	0.0050	N.D.	N.D.	N.D.	N.D.	N.D.	N.D.
Total Xylenes	0.0050	N.D.	N.D.	N.D.	0.65	N.D.	N.D.
Chromatogram Pattern:		--	--	--	Non-gas mix > C6	Non-gas mix > C8	--

Quality Control Data

Report Limit							
Multiplication Factor:	1.0	1.0	1.0	25	1.0	1.0	
Date Analyzed:	6/23/93	6/23/93	6/23/93	6/24/93	6/23/93	6/23/93	
Instrument Identification:	GCHP-6	GCHP-14	GCHP-6	GCHP-6	GCHP-6	GCHP-6	GCHP-1
Surrogate Recovery, %: (QC Limits = 70-130%)	128	108	111	98	103	110	

Purgeable Hydrocarbons are quantitated against a fresh gasoline standard.
Analytes reported as N.D. were not detected above the stated reporting limit.

SEQUOIA ANALYTICAL


Eileen A. Manning
Project Manager



SEQUOIA ANALYTICAL

680 Chesapeake Drive • Redwood City, CA 94063
(415) 364-9600 • FAX (415) 364-9233

Pacific Environmental Group
2025 Gateway Place, Suite 440
San Jose, CA 95110
Attention: Mike Hurd

Client Project ID: 305-94.01/Shell, Castro Valley
Sample Matrix: Soil
Analysis Method: EPA 5030/8015/8020
First Sample #: 3F90619

Sampled: Jun 18, 1993
Received: Jun 21, 1993
Reported: Jun 25, 1993

TOTAL PURGEABLE PETROLEUM HYDROCARBONS with BTEX DISTINCTION

Analyte	Reporting Limit mg/kg	Sample I.D. 3F90619 SP-3(F,G,H,C)	Sample I.D. 3F90620 SP-2(A,B,C,D)	Sample I.D. 3F90621 SP-3(A,B,D,E)
Purgeable Hydrocarbons	1.0	comp 5.8	comp 1.3	comp N.D.
Benzene	0.0050	N.D.	N.D.	N.D.
Toluene	0.0050	N.D.	N.D.	N.D.
Ethyl Benzene	0.0050	0.0080	N.D.	N.D.
Total Xylenes	0.0050	0.066	N.D.	N.D.
Chromatogram Pattern:		Non-gas mix > C6	Non-gas mix > C8	--

Quality Control Data

Report Limit				
Multiplication Factor:		1.0	1.0	1.0
Date Analyzed:		6/23/93	6/23/93	6/23/93
Instrument Identification:		GCHP-18	GCHP-1	GCHP-6
Surrogate Recovery, %: (QC Limits = 70-130%)		101	106	110

Purgeable Hydrocarbons are quantitated against a fresh gasoline standard.
Analytes reported as N.D. were not detected above the stated reporting limit.

SEQUOIA ANALYTICAL

Eileen A. Manning
Project Manager



SEQUOIA ANALYTICAL

680 Chesapeake Drive • Redwood City, CA 94063
(415) 364-9600 • FAX (415) 364-9233

Pacific Environmental Group
2025 Gateway Place, Suite 440
San Jose, CA 95110
Attention: Mike Hurd

Client Project ID: 305-94.01/Shell, Castro Valley
Matrix Descript: Soil
Analysis Method: SM 5520 E&F (Gravimetric)
First Sample #: 3F90601

Sampled: Jun 18, 1993
Received: Jun 21, 1993
Extracted: Jun 23, 1993
Analyzed: Jun 24, 1993
Reported: Jun 25, 1993

TOTAL RECOVERABLE PETROLEUM HYDROCARBONS


Sample Number	Sample Description	Oil & Grease mg/kg
3F90601	EW-2, 4'	130
3F90602	NW-5, 4'	N.D.
3F90603	NW-6, 4'	N.D.
3F90604	NW-7, 4'	N.D.
3F90605	WW-2, 3'	N.D.
3F90606	WW-3, 3'	N.D.
3F90607	WW-4, 3'	N.D.
3F90608	SW-4, 3'	250
3F90609	EF-2, 9'	190
3F90610	EF-3, 8'	130

Detection Limits:

50

Analytes reported as N.D. were not present above the stated limit of detection.

SEQUOIA ANALYTICAL


Eileen A. Manning
Project Manager

3F90601.PPP <9>



SEQUOIA ANALYTICAL

680 Chesapeake Drive • Redwood City, CA 94063
(415) 364-9600 • FAX (415) 364-9233

Pacific Environmental Group
2025 Gateway Place, Suite 440
San Jose, CA 95110
Attention: Mike Hurd

Client Project ID: 305-94.01/Shell, Castro Valley
Matrix Descript: Soil
Analysis Method: SM 5520 E&F (Gravimetric)
First Sample #: 3F90611

Sampled: Jun 18, 1993
Received: Jun 21, 1993
Extracted: Jun 23, 1993
Analyzed: Jun 24, 1993
Reported: Jun 25, 1993

TOTAL RECOVERABLE PETROLEUM HYDROCARBONS

Sample Number	Sample Description	Oil & Grease mg/kg
3F90611	EF-4, 9'	370
3F90612	EF-5, 9'	N.D.
3F90613	EF-6, 8'	N.D.
3F90614	EF-7, 8'	76
3F90615	NW-1A, 5'	N.D.
3F90616	T1, 3'	940
3F90617	T2, 3'	85
3F90618	T3, 4'	91
3F90619	SP-3(F,G,H,C) comp	150
3F90620	SP-2(A,B,C,D) comp	130

Detection Limits:

50

Analytes reported as N.D. were not present above the stated limit of detection.

SEQUOIA ANALYTICAL


Eileen A. Manning
Project Manager

3F90601.PPP <10>



SEQUOIA ANALYTICAL

680 Chesapeake Drive • Redwood City, CA 94063
(415) 364-9600 • FAX (415) 364-9233

Pacific Environmental Group
2025 Gateway Place, Suite 440
San Jose, CA 95110
Attention: Mike Hurd

Client Project ID: 305-94.01/Shell, Castro Valley
Matrix Descript: Soil
Analysis Method: SM 5520 E&F (Gravimetric)
First Sample #: 3F90621

Sampled: Jun 18, 1993
Received: Jun 21, 1993
Extracted: Jun 23, 1993
Analyzed: Jun 24, 1993
Reported: Jun 25, 1993

TOTAL RECOVERABLE PETROLEUM HYDROCARBONS


Sample Number	Sample Description	Oil & Grease mg/kg
3F90621	SP-3(A,B,D,E) comp	180

Detection Limits:

50

Analytes reported as N.D. were not present above the stated limit of detection.

SEQUOIA ANALYTICAL


Eileen A. Manning
Project Manager

3F90601.PPP <11>



SEQUOIA ANALYTICAL

680 Chesapeake Drive • Redwood City, CA 94063
(415) 364-9600 • FAX (415) 364-9233

Pacific Environmental Group
2025 Gateway Place, Suite 440
San Jose, CA 95110
Attention: Mike Hurd

Client Project ID: 305-94.01/Shell, Castro Valley
Sample Descript: Soil, EW-2, 4'
Analysis Method: EPA 8270
Lab Number: 3F90601

Sampled: Jun 18, 1993
Received: Jun 21, 1993
Extracted: Jun 22, 1993
Analyzed: Jun 22, 1993
Reported: Jun 25, 1993

SEMI-VOLATILE ORGANICS by GC/MS (EPA 8270)

Analyte	Detection Limit µg/kg	Sample Results µg/kg
Acenaphthene.....	100	N.D.
Acenaphthylene.....	100	N.D.
Anthracene.....	100	N.D.
Benzoic Acid.....	500	N.D.
Benzo(a)anthracene.....	100	N.D.
Benzo(b)fluoranthene.....	100	N.D.
Benzo(k)fluoranthene.....	100	N.D.
Benzo(g,h,i)perylene.....	100	N.D.
Benzo(a)pyrene.....	100	N.D.
Benzyl alcohol.....	100	N.D.
Bis(2-chloroethoxy)methane.....	100	N.D.
Bis(2-chloroethyl)ether.....	100	N.D.
Bis(2-chloroisopropyl)ether.....	100	N.D.
Bis(2-ethylhexyl)phthalate.....	500	N.D.
4-Bromophenyl phenyl ether.....	100	N.D.
Butyl benzyl phthalate.....	100	N.D.
4-Chloroaniline.....	100	N.D.
2-Chloronaphthalene.....	100	N.D.
4-Chloro-3-methylphenol.....	100	N.D.
2-Chlorophenol.....	100	N.D.
4-Chlorophenyl phenyl ether.....	100	N.D.
Chrysene.....	100	N.D.
Dibenz(a,h)anthracene.....	100	N.D.
Dibenzofuran.....	100	N.D.
Di-N-butyl phthalate.....	500	N.D.
1,3-Dichlorobenzene.....	100	N.D.
1,4-Dichlorobenzene.....	100	N.D.
1,2-Dichlorobenzene.....	100	N.D.
3,3-Dichlorobenzidine.....	500	N.D.
2,4-Dichlorophenol.....	100	N.D.
Diethyl phthalate.....	100	N.D.
2,4-Dimethylphenol.....	100	N.D.
Dimethyl phthalate.....	100	N.D.
4,6-Dinitro-2-methylphenol.....	500	N.D.
2,4-Dinitrophenol.....	500	N.D.
2,4-Dinitrotoluene.....	100	N.D.
2,6-Dinitrotoluene.....	100	N.D.



SEQUOIA ANALYTICAL

680 Chesapeake Drive • Redwood City, CA 94063
(415) 364-9600 • FAX (415) 364-9233

Pacific Environmental Group
2025 Gateway Place, Suite 440
San Jose, CA 95110
Attention: Mike Hurd

Client Project ID: 305-94.01/Shell, Castro Valley
Sample Descript: Soil, EW-2, 4'
Analysis Method: EPA 8270
Lab Number: 3F90601


Sampled: Jun 18, 1993
Received: Jun 21, 1993
Extracted: Jun 22, 1993
Analyzed: Jun 22, 1993
Reported: Jun 25, 1993

SEMI-VOLATILE ORGANICS by GC/MS (EPA 8270)

Analyte	Detection Limit µg/kg	Sample Results µg/kg
Di-N-octyl phthalate.....	100	N.D.
Fluoranthene.....	100	N.D.
Fluorene.....	100	N.D.
Hexachlorobenzene.....	100	N.D.
Hexachlorobutadiene.....	100	N.D.
Hexachlorocyclopentadiene.....	100	N.D.
Hexachloroethane.....	100	N.D.
Indeno(1,2,3-cd)pyrene.....	100	N.D.
Isophorone.....	100	N.D.
2-Methylnaphthalene.....	100	N.D.
2-Methylphenol.....	100	N.D.
4-Methylphenol.....	100	N.D.
Naphthalene.....	100	N.D.
2-Nitroaniline.....	500	N.D.
3-Nitroaniline.....	500	N.D.
4-Nitroaniline.....	500	N.D.
Nitrobenzene.....	100	N.D.
2-Nitrophenol.....	100	N.D.
4-Nitrophenol.....	500	N.D.
N-Nitrosodiphenylamine.....	100	N.D.
N-Nitroso-di-N-propylamine.....	100	N.D.
Pentachlorophenol.....	500	N.D.
Phenanthrene.....	100	N.D.
Phenol.....	100	N.D.
Pyrene.....	100	N.D.
1,2,4-Trichlorobenzene.....	100	N.D.
2,4,5-Trichlorophenol.....	500	N.D.
2,4,6-Trichlorophenol.....	100	N.D.

Analytes reported as N.D. were not present above the stated limit of detection.

SEQUOIA ANALYTICAL


Eileen A. Manning
Project Manager



SEQUOIA ANALYTICAL

680 Chesapeake Drive • Redwood City, CA 94063
(415) 364-9600 • FAX (415) 364-9233

Pacific Environmental Group
2025 Gateway Place, Suite 440
San Jose, CA 95110
Attention: Mike Hurd

Client Project ID: 305-94.01/Shell, Castro Valley
Sample Descript: Soil, NW-5, 4'
Analysis Method: EPA 8270
Lab Number: 3F90602

Sampled: Jun 18, 1993
Received: Jun 21, 1993
Extracted: Jun 22, 1993
Analyzed: Jun 22, 1993
Reported: Jun 25, 1993

SEMI-VOLATILE ORGANICS by GC/MS (EPA 8270)

Analyte	Detection Limit µg/kg	Sample Results µg/kg
Acenaphthene.....	100	N.D.
Acenaphthylene.....	100	N.D.
Anthracene.....	100	N.D.
Benzoic Acid.....	500	N.D.
Benzo(a)anthracene.....	100	N.D.
Benzo(b)fluoranthene.....	100	N.D.
Benzo(k)fluoranthene.....	100	N.D.
Benzo(g,h,i)perylene.....	100	N.D.
Benzo(a)pyrene.....	100	N.D.
Benzyl alcohol.....	100	N.D.
Bis(2-chloroethoxy)methane.....	100	N.D.
Bis(2-chloroethyl)ether.....	100	N.D.
Bis(2-chloroisopropyl)ether.....	100	N.D.
Bis(2-ethylhexyl)phthalate.....	500	N.D.
4-Bromophenyl phenyl ether.....	100	N.D.
Butyl benzyl phthalate.....	100	N.D.
4-Chloroaniline.....	100	N.D.
2-Chloronaphthalene.....	100	N.D.
4-Chloro-3-methylphenol.....	100	N.D.
2-Chlorophenol.....	100	N.D.
4-Chlorophenyl phenyl ether.....	100	N.D.
Chrysene.....	100	N.D.
Dibenz(a,h)anthracene.....	100	N.D.
Dibenzofuran.....	100	N.D.
Di-N-butyl phthalate.....	500	N.D.
1,3-Dichlorobenzene.....	100	N.D.
1,4-Dichlorobenzene.....	100	N.D.
1,2-Dichlorobenzene.....	100	N.D.
3,3-Dichlorobenzidine.....	500	N.D.
2,4-Dichlorophenol.....	100	N.D.
Diethyl phthalate.....	100	N.D.
2,4-Dimethylphenol.....	100	N.D.
Dimethyl phthalate.....	100	N.D.
4,6-Dinitro-2-methylphenol.....	500	N.D.
2,4-Dinitrophenol.....	500	N.D.
2,4-Dinitrotoluene.....	100	N.D.
2,6-Dinitrotoluene.....	100	N.D.



SEQUOIA ANALYTICAL

680 Chesapeake Drive • Redwood City, CA 94063
(415) 364-9600 • FAX (415) 364-9233

Pacific Environmental Group
2025 Gateway Place, Suite 440
San Jose, CA 95110
Attention: Mike Hurd

Client Project ID: 305-94.01/Shell, Castro Valley
Sample Descript: Soil, NW-5, 4'
Analysis Method: EPA 8270
Lab Number: 3F90602

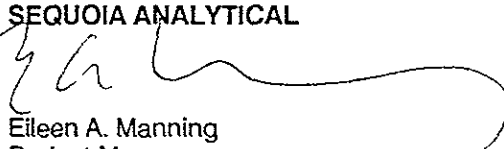
Sampled: Jun 18, 1993
Received: Jun 21, 1993
Extracted: Jun 22, 1993
Analyzed: Jun 22, 1993
Reported: Jun 25, 1993

SEMI-VOLATILE ORGANICS by GC/MS (EPA 8270)

Analyte	Detection Limit µg/kg	Sample Results µg/kg
Di-N-octyl phthalate.....	100	N.D.
Fluoranthene.....	100	N.D.
Fluorene.....	100	N.D.
Hexachlorobenzene.....	100	N.D.
Hexachlorobutadiene.....	100	N.D.
Hexachlorocyclopentadiene.....	100	N.D.
Hexachloroethane.....	100	N.D.
Indeno(1,2,3-cd)pyrene.....	100	N.D.
Isophorone.....	100	N.D.
2-Methylnaphthalene.....	100	N.D.
2-Methylphenol.....	100	N.D.
4-Methylphenol.....	100	N.D.
Naphthalene.....	100	N.D.
2-Nitroaniline.....	500	N.D.
3-Nitroaniline.....	500	N.D.
4-Nitroaniline.....	500	N.D.
Nitrobenzene.....	100	N.D.
2-Nitrophenol.....	100	N.D.
4-Nitrophenol.....	500	N.D.
N-Nitrosodiphenylamine.....	100	N.D.
N-Nitroso-di-N-propylamine.....	100	N.D.
Pentachlorophenol.....	500	N.D.
Phenanthrene.....	100	N.D.
Phenol.....	100	N.D.
Pyrene.....	100	N.D.
1,2,4-Trichlorobenzene.....	100	N.D.
2,4,5-Trichlorophenol.....	500	N.D.
2,4,6-Trichlorophenol.....	100	N.D.

Analytes reported as N.D. were not present above the stated limit of detection.

SEQUOIA ANALYTICAL


Eileen A. Manning
Project Manager



SEQUOIA ANALYTICAL

680 Chesapeake Drive • Redwood City, CA 94063
(415) 364-9600 • FAX (415) 364-9233

Pacific Environmental Group
2025 Gateway Place, Suite 440
San Jose, CA 95110
Attention: Mike Hurd

Client Project ID: 305-94.01/Shell, Castro Valley
Sample Descript: Soil, NW-6, 4'
Analysis Method: EPA 8270
Lab Number: 3F90603

Sampled: Jun 18, 1993
Received: Jun 21, 1993
Extracted: Jun 22, 1993
Analyzed: Jun 22, 1993
Reported: Jun 25, 1993

SEMI-VOLATILE ORGANICS by GC/MS (EPA 8270)

Analyte	Detection Limit µg/kg	Sample Results µg/kg
Acenaphthene.....	100	N.D.
Acenaphthylene.....	100	N.D.
Anthracene.....	100	N.D.
Benzoic Acid.....	500	N.D.
Benzo(a)anthracene.....	100	N.D.
Benzo(b)fluoranthene.....	100	N.D.
Benzo(k)fluoranthene.....	100	N.D.
Benzo(g,h,i)perylene.....	100	N.D.
Benzo(a)pyrene.....	100	N.D.
Benzyl alcohol.....	100	N.D.
Bis(2-chloroethoxy)methane.....	100	N.D.
Bis(2-chloroethyl)ether.....	100	N.D.
Bis(2-chloroisopropyl)ether.....	100	N.D.
Bis(2-ethylhexyl)phthalate.....	500	N.D.
4-Bromophenyl phenyl ether.....	100	N.D.
Butyl benzyl phthalate.....	100	N.D.
4-Chloroaniline.....	100	N.D.
2-Chloronaphthalene.....	100	N.D.
4-Chloro-3-methylphenol.....	100	N.D.
2-Chlorophenol.....	100	N.D.
4-Chlorophenyl phenyl ether.....	100	N.D.
Chrysene.....	100	N.D.
Dibenz(a,h)anthracene.....	100	N.D.
Dibenzofuran.....	100	N.D.
Di-N-butyl phthalate.....	500	N.D.
1,3-Dichlorobenzene.....	100	N.D.
1,4-Dichlorobenzene.....	100	N.D.
1,2-Dichlorobenzene.....	100	N.D.
3,3-Dichlorobenzidine.....	500	N.D.
2,4-Dichlorophenol.....	100	N.D.
Diethyl phthalate.....	100	N.D.
2,4-Dimethylphenol.....	100	N.D.
Dimethyl phthalate.....	100	N.D.
4,6-Dinitro-2-methylphenol.....	500	N.D.
2,4-Dinitrophenol.....	500	N.D.
2,4-Dinitrotoluene.....	100	N.D.
2,6-Dinitrotoluene.....	100	N.D.



SEQUOIA ANALYTICAL

680 Chesapeake Drive • Redwood City, CA 94063
(415) 364-9600 • FAX (415) 364-9233

Pacific Environmental Group
2025 Gateway Place, Suite 440
San Jose, CA 95110
Attention: Mike Hurd

Client Project ID: 305-94.01/Shell, Castro Valley
Sample Descript: Soil, NW-6, 4'
Analysis Method: EPA 8270
Lab Number: 3F90603


Sampled: Jun 18, 1993
Received: Jun 21, 1993
Extracted: Jun 22, 1993
Analyzed: Jun 22, 1993
Reported: Jun 25, 1993

SEMI-VOLATILE ORGANICS by GC/MS (EPA 8270)

Analyte	Detection Limit µg/kg	Sample Results µg/kg
Di-N-octyl phthalate.....	100	N.D.
Fluoranthene.....	100	N.D.
Fluorene.....	100	N.D.
Hexachlorobenzene.....	100	N.D.
Hexachlorobutadiene.....	100	N.D.
Hexachlorocyclopentadiene.....	100	N.D.
Hexachloroethane.....	100	N.D.
Indeno(1,2,3-cd)pyrene.....	100	N.D.
Isophorone.....	100	N.D.
2-Methylnaphthalene.....	100	N.D.
2-Methylphenol.....	100	N.D.
4-Methylphenol.....	100	N.D.
Naphthalene.....	100	N.D.
2-Nitroaniline.....	500	N.D.
3-Nitroaniline.....	500	N.D.
4-Nitroaniline.....	500	N.D.
Nitrobenzene.....	100	N.D.
2-Nitrophenol.....	100	N.D.
4-Nitrophenol.....	500	N.D.
N-Nitrosodiphenylamine.....	100	N.D.
N-Nitroso-di-N-propylamine.....	100	N.D.
Pentachlorophenol.....	500	N.D.
Phenanthrene.....	100	N.D.
Phenol.....	100	N.D.
Pyrene.....	100	N.D.
1,2,4-Trichlorobenzene.....	100	N.D.
2,4,5-Trichlorophenol.....	500	N.D.
2,4,6-Trichlorophenol.....	100	N.D.

Analytes reported as N.D. were not present above the stated limit of detection.

SEQUOIA ANALYTICAL


Eileen A. Manning
Project Manager



SEQUOIA ANALYTICAL

680 Chesapeake Drive • Redwood City, CA 94063
(415) 364-9600 • FAX (415) 364-9233

Pacific Environmental Group
2025 Gateway Place, Suite 440
San Jose, CA 95110
Attention: Mike Hurd

Client Project ID: 305-94.01/Shell, Castro Valley
Sample Descript: Soil, NW-7, 4'
Analysis Method: EPA 8270
Lab Number: 3F90604

Sampled: Jun 18, 1993
Received: Jun 21, 1993
Extracted: Jun 22, 1993
Analyzed: Jun 22, 1993
Reported: Jun 25, 1993

SEMI-VOLATILE ORGANICS by GC/MS (EPA 8270)

Analyte	Detection Limit µg/kg	Sample Results µg/kg
Acenaphthene.....	100	N.D.
Acenaphthylene.....	100	N.D.
Anthracene.....	100	N.D.
Benzoic Acid.....	500	N.D.
Benzo(a)anthracene.....	100	N.D.
Benzo(b)fluoranthene.....	100	N.D.
Benzo(k)fluoranthene.....	100	N.D.
Benzo(g,h,i)perylene.....	100	N.D.
Benzo(a)pyrene.....	100	N.D.
Benzyl alcohol.....	100	N.D.
Bis(2-chloroethoxy)methane.....	100	N.D.
Bis(2-chloroethyl)ether.....	100	N.D.
Bis(2-chloroisopropyl)ether.....	100	N.D.
Bis(2-ethylhexyl)phthalate.....	500	N.D.
4-Bromophenyl phenyl ether.....	100	N.D.
Butyl benzyl phthalate.....	100	N.D.
4-Chloroaniline.....	100	N.D.
2-Chloronaphthalene.....	100	N.D.
4-Chloro-3-methylphenol.....	100	N.D.
2-Chlorophenol.....	100	N.D.
4-Chlorophenyl phenyl ether.....	100	N.D.
Chrysene.....	100	N.D.
Dibenz(a,h)anthracene.....	100	N.D.
Dibenzofuran.....	100	N.D.
Di-N-butyl phthalate.....	500	N.D.
1,3-Dichlorobenzene.....	100	N.D.
1,4-Dichlorobenzene.....	100	N.D.
1,2-Dichlorobenzene.....	100	N.D.
3,3-Dichlorobenzidine.....	500	N.D.
2,4-Dichlorophenol.....	100	N.D.
Diethyl phthalate.....	100	N.D.
2,4-Dimethylphenol.....	100	N.D.
Dimethyl phthalate.....	100	N.D.
4,6-Dinitro-2-methylphenol.....	500	N.D.
2,4-Dinitrophenol.....	500	N.D.
2,4-Dinitrotoluene.....	100	N.D.
2,6-Dinitrotoluene.....	100	N.D.



SEQUOIA ANALYTICAL

680 Chesapeake Drive • Redwood City, CA 94063
(415) 364-9600 • FAX (415) 364-9233

Pacific Environmental Group
2025 Gateway Place, Suite 440
San Jose, CA 95110
Attention: Mike Hurd

Client Project ID: 305-94.01/Shell, Castro Valley
Sample Descript: Soil, NW-7, 4'
Analysis Method: EPA 8270
Lab Number: 3F90604

Sampled: Jun 18, 1993
Received: Jun 21, 1993
Extracted: Jun 22, 1993
Analyzed: Jun 22, 1993
Reported: Jun 25, 1993

SEMI-VOLATILE ORGANICS by GC/MS (EPA 8270)

Analyte	Detection Limit µg/kg	Sample Results µg/kg
Di-N-octyl phthalate.....	100	N.D.
Fluoranthene.....	100	N.D.
Fluorene.....	100	N.D.
Hexachlorobenzene.....	100	N.D.
Hexachlorobutadiene.....	100	N.D.
Hexachlorocyclopentadiene.....	100	N.D.
Hexachloroethane.....	100	N.D.
Indeno(1,2,3-cd)pyrene.....	100	N.D.
Isophorone.....	100	N.D.
2-Methylnaphthalene.....	100	N.D.
2-Methylphenol.....	100	N.D.
4-Methylphenol.....	100	N.D.
Naphthalene.....	100	N.D.
2-Nitroaniline.....	500	N.D.
3-Nitroaniline.....	500	N.D.
4-Nitroaniline.....	500	N.D.
Nitrobenzene.....	100	N.D.
2-Nitrophenol.....	100	N.D.
4-Nitrophenol.....	500	N.D.
N-Nitrosodiphenylamine.....	100	N.D.
N-Nitroso-di-N-propylamine.....	100	N.D.
Pentachlorophenol.....	500	N.D.
Phenanthrene.....	100	N.D.
Phenol.....	100	N.D.
Pyrene.....	100	N.D.
1,2,4-Trichlorobenzene.....	100	N.D.
2,4,5-Trichlorophenol.....	500	N.D.
2,4,6-Trichlorophenol.....	100	N.D.

Analytes reported as N.D. were not present above the stated limit of detection.

SEQUOIA ANALYTICAL


Eileen A. Manning
Project Manager



SEQUOIA ANALYTICAL

680 Chesapeake Drive • Redwood City, CA 94063

(415) 364-9600 • FAX (415) 364-9233

Pacific Environmental Group
2025 Gateway Place, Suite 440
San Jose, CA 95110
Attention: Mike Hurd

Client Project ID: 305-94.01/Shell, Castro Valley
Sample Descript: Soil, WW-2, 3'
Analysis Method: EPA 8270
Lab Number: 3F90605

Sampled: Jun 18, 1993
Received: Jun 21, 1993
Extracted: Jun 22, 1993
Analyzed: Jun 22, 1993
Reported: Jun 25, 1993

SEMI-VOLATILE ORGANICS by GC/MS (EPA 8270)

Analyte	Detection Limit µg/kg	Sample Results µg/kg
Acenaphthene.....	100	N.D.
Acenaphthylene.....	100	N.D.
Anthracene.....	100	N.D.
Benzoic Acid.....	500	N.D.
Benzo(a)anthracene.....	100	N.D.
Benzo(b)fluoranthene.....	100	N.D.
Benzo(k)fluoranthene.....	100	N.D.
Benzo(g,h,i)perylene.....	100	N.D.
Benzo(a)pyrene.....	100	N.D.
Benzyl alcohol.....	100	N.D.
Bis(2-chloroethoxy)methane.....	100	N.D.
Bis(2-chloroethyl)ether.....	100	N.D.
Bis(2-chloroisopropyl)ether.....	100	N.D.
Bis(2-ethylhexyl)phthalate.....	500	N.D.
4-Bromophenyl phenyl ether.....	100	N.D.
Butyl benzyl phthalate.....	100	N.D.
4-Chloroaniline.....	100	N.D.
2-Chloronaphthalene.....	100	N.D.
4-Chloro-3-methylphenol.....	100	N.D.
2-Chlorophenol.....	100	N.D.
4-Chlorophenyl phenyl ether.....	100	N.D.
Chrysene.....	100	N.D.
Dibenz(a,h)anthracene.....	100	N.D.
Dibenzofuran.....	100	N.D.
Di-N-butyl phthalate.....	500	N.D.
1,3-Dichlorobenzene.....	100	N.D.
1,4-Dichlorobenzene.....	100	N.D.
1,2-Dichlorobenzene.....	100	N.D.
3,3-Dichlorobenzidine.....	500	N.D.
2,4-Dichlorophenol.....	100	N.D.
Diethyl phthalate.....	100	N.D.
2,4-Dimethylphenol.....	100	N.D.
Dimethyl phthalate.....	100	N.D.
4,6-Dinitro-2-methylphenol.....	500	N.D.
2,4-Dinitrophenol.....	500	N.D.
2,4-Dinitrotoluene.....	100	N.D.
2,6-Dinitrotoluene.....	100	N.D.



SEQUOIA ANALYTICAL

680 Chesapeake Drive • Redwood City, CA 94063

(415) 364-9600 • FAX (415) 364-9233

Pacific Environmental Group
2025 Gateway Place, Suite 440
San Jose, CA 95110
Attention: Mike Hurd

Client Project ID: 305-94.01/Shell, Castro Valley
Sample Descript: Soil, WW-2, 3'
Analysis Method: EPA 8270
Lab Number: 3F90605

Sampled: Jun 18, 1993
Received: Jun 21, 1993
Extracted: Jun 22, 1993
Analyzed: Jun 22, 1993
Reported: Jun 25, 1993

SEMI-VOLATILE ORGANICS by GC/MS (EPA 8270)

Analyte	Detection Limit µg/kg	Sample Results µg/kg
Di-N-octyl phthalate.....	100	N.D.
Fluoranthene.....	100	N.D.
Fluorene.....	100	N.D.
Hexachlorobenzene.....	100	N.D.
Hexachlorobutadiene.....	100	N.D.
Hexachlorocyclopentadiene.....	100	N.D.
Hexachloroethane.....	100	N.D.
Indeno(1,2,3-cd)pyrene.....	100	N.D.
Isophorone.....	100	N.D.
2-Methylnaphthalene.....	100	N.D.
2-Methylphenol.....	100	N.D.
4-Methylphenol.....	100	N.D.
Naphthalene.....	100	N.D.
2-Nitroaniline.....	500	N.D.
3-Nitroaniline.....	500	N.D.
4-Nitroaniline.....	500	N.D.
Nitrobenzene.....	100	N.D.
2-Nitrophenol.....	100	N.D.
4-Nitrophenol.....	500	N.D.
N-Nitrosodiphenylamine.....	100	N.D.
N-Nitroso-di-N-propylamine.....	100	N.D.
Pentachlorophenol.....	500	N.D.
Phenanthrene.....	100	N.D.
Phenol.....	100	N.D.
Pyrene.....	100	N.D.
1,2,4-Trichlorobenzene.....	100	N.D.
2,4,5-Trichlorophenol.....	500	N.D.
2,4,6-Trichlorophenol.....	100	N.D.

Analytes reported as N.D. were not present above the stated limit of detection.

SEQUOIA ANALYTICAL

Eileen A. Manning
Project Manager



SEQUOIA ANALYTICAL

680 Chesapeake Drive • Redwood City, CA 94063
(415) 364-9600 • FAX (415) 364-9233

Pacific Environmental Group
2025 Gateway Place, Suite 440
San Jose, CA 95110
Attention: Mike Hurd

Client Project ID: 305-94.01/Shell, Castro Valley
Sample Descript: Soil, WW-3, 3'
Analysis Method: EPA 8270
Lab Number: 3F90606

Sampled: Jun 18, 1993
Received: Jun 21, 1993
Extracted: Jun 22, 1993
Analyzed: Jun 22, 1993
Reported: Jun 25, 1993

SEMI-VOLATILE ORGANICS by GC/MS (EPA 8270)

Analyte	Detection Limit µg/kg	Sample Results µg/kg
Acenaphthene.....	100	N.D.
Acenaphthylene.....	100	N.D.
Anthracene.....	100	N.D.
Benzoic Acid.....	500	N.D.
Benzo(a)anthracene.....	100	N.D.
Benzo(b)fluoranthene.....	100	N.D.
Benzo(k)fluoranthene.....	100	N.D.
Benzo(g,h,i)perylene.....	100	N.D.
Benzo(a)pyrene.....	100	N.D.
Benzyl alcohol.....	100	N.D.
Bis(2-chloroethoxy)methane.....	100	N.D.
Bis(2-chloroethyl)ether.....	100	N.D.
Bis(2-chloroisopropyl)ether.....	100	N.D.
Bis(2-ethylhexyl)phthalate.....	500	N.D.
4-Bromophenyl phenyl ether.....	100	N.D.
Butyl benzyl phthalate.....	100	N.D.
4-Chloroaniline.....	100	N.D.
2-Chloronaphthalene.....	100	N.D.
4-Chloro-3-methylphenol.....	100	N.D.
2-Chlorophenol.....	100	N.D.
4-Chlorophenyl phenyl ether.....	100	N.D.
Chrysene.....	100	N.D.
Dibenz(a,h)anthracene.....	100	N.D.
Dibenzofuran.....	100	N.D.
Di-N-butyl phthalate.....	500	N.D.
1,3-Dichlorobenzene.....	100	N.D.
1,4-Dichlorobenzene.....	100	N.D.
1,2-Dichlorobenzene.....	100	N.D.
3,3-Dichlorobenzidine.....	500	N.D.
2,4-Dichlorophenol.....	100	N.D.
Diethyl phthalate.....	100	N.D.
2,4-Dimethylphenol.....	100	N.D.
Dimethyl phthalate.....	100	N.D.
4,6-Dinitro-2-methylphenol.....	500	N.D.
2,4-Dinitrophenol.....	500	N.D.
2,4-Dinitrotoluene.....	100	N.D.
2,6-Dinitrotoluene.....	100	N.D.



SEQUOIA ANALYTICAL

680 Chesapeake Drive • Redwood City, CA 94063
(415) 364-9600 • FAX (415) 364-9233

Pacific Environmental Group
2025 Gateway Place, Suite 440
San Jose, CA 95110
Attention: Mike Hurd

Client Project ID: 305-94.01/Shell, Castro Valley
Sample Descript: Soil, WW-3, 3'
Analysis Method: EPA 8270
Lab Number: 3F90606

Sampled: Jun 18, 1993
Received: Jun 21, 1993
Extracted: Jun 22, 1993
Analyzed: Jun 22, 1993
Reported: Jun 25, 1993

SEMI-VOLATILE ORGANICS by GC/MS (EPA 8270)

Analyte	Detection Limit µg/kg	Sample Results µg/kg
Di-N-octyl phthalate.....	100	N.D.
Fluoranthene.....	100	N.D.
Fluorene.....	100	N.D.
Hexachlorobenzene.....	100	N.D.
Hexachlorobutadiene.....	100	N.D.
Hexachlorocyclopentadiene.....	100	N.D.
Hexachloroethane.....	100	N.D.
Indeno(1,2,3-cd)pyrene.....	100	N.D.
Isophorone.....	100	N.D.
2-Methylnaphthalene.....	100	N.D.
2-Methylphenol.....	100	N.D.
4-Methylphenol.....	100	N.D.
Naphthalene.....	100	N.D.
2-Nitroaniline.....	500	N.D.
3-Nitroaniline.....	500	N.D.
4-Nitroaniline.....	500	N.D.
Nitrobenzene.....	100	N.D.
2-Nitrophenol.....	100	N.D.
4-Nitrophenol.....	500	N.D.
N-Nitrosodiphenylamine.....	100	N.D.
N-Nitroso-di-N-propylamine.....	100	N.D.
Pentachlorophenol.....	500	N.D.
Phenanthrene.....	100	N.D.
Phenol.....	100	N.D.
Pyrene.....	100	N.D.
1,2,4-Trichlorobenzene.....	100	N.D.
2,4,5-Trichlorophenol.....	500	N.D.
2,4,6-Trichlorophenol.....	100	N.D.

Analytes reported as N.D. were not present above the stated limit of detection.

SEQUOIA ANALYTICAL

Eileen A. Manning
Project Manager



SEQUOIA ANALYTICAL

680 Chesapeake Drive • Redwood City, CA 94063
(415) 364-9600 • FAX (415) 364-9233

Pacific Environmental Group
2025 Gateway Place, Suite 440
San Jose, CA 95110
Attention: Mike Hurd

Client Project ID: 305-94.01/Shell, Castro Valley
Sample Descript: Soil, WW-4, 3'
Analysis Method: EPA 8270
Lab Number: 3F90607

Sampled: Jun 18, 1993
Received: Jun 21, 1993
Extracted: Jun 22, 1993
Analyzed: Jun 22, 1993
Reported: Jun 25, 1993

SEMI-VOLATILE ORGANICS by GC/MS (EPA 8270)

Analyte	Detection Limit µg/kg	Sample Results µg/kg
Acenaphthene.....	100	N.D.
Acenaphthylene.....	100	N.D.
Anthracene.....	100	N.D.
Benzoic Acid.....	500	N.D.
Benzo(a)anthracene.....	100	N.D.
Benzo(b)fluoranthene.....	100	N.D.
Benzo(k)fluoranthene.....	100	N.D.
Benzo(g,h,i)perylene.....	100	N.D.
Benzo(a)pyrene.....	100	N.D.
Benzyl alcohol.....	100	N.D.
Bis(2-chloroethoxy)methane.....	100	N.D.
Bis(2-chloroethyl)ether.....	100	N.D.
Bis(2-chloroisopropyl)ether.....	100	N.D.
Bis(2-ethylhexyl)phthalate.....	500	N.D.
4-Bromophenyl phenyl ether.....	100	N.D.
Butyl benzyl phthalate.....	100	N.D.
4-Chloroaniline.....	100	N.D.
2-Chloronaphthalene.....	100	N.D.
4-Chloro-3-methylphenol.....	100	N.D.
2-Chlorophenol.....	100	N.D.
4-Chlorophenyl phenyl ether.....	100	N.D.
Chrysene.....	100	N.D.
Dibenz(a,h)anthracene.....	100	N.D.
Dibenzofuran.....	100	N.D.
Di-N-butyl phthalate.....	500	N.D.
1,3-Dichlorobenzene.....	100	N.D.
1,4-Dichlorobenzene.....	100	N.D.
1,2-Dichlorobenzene.....	100	N.D.
3,3-Dichlorobenzidine.....	500	N.D.
2,4-Dichlorophenol.....	100	N.D.
Diethyl phthalate.....	100	N.D.
2,4-Dimethylphenol.....	100	N.D.
Dimethyl phthalate.....	100	N.D.
4,6-Dinitro-2-methylphenol.....	500	N.D.
2,4-Dinitrophenol.....	500	N.D.
2,4-Dinitrotoluene.....	100	N.D.
2,6-Dinitrotoluene.....	100	N.D.



SEQUOIA ANALYTICAL

680 Chesapeake Drive • Redwood City, CA 94063
(415) 364-9600 • FAX (415) 364-9233

Pacific Environmental Group
2025 Gateway Place, Suite 440
San Jose, CA 95110
Attention: Mike Hurd

Client Project ID: 305-94.01/Shell, Castro Valley
Sample Descript: Soil, WW-4, 3'
Analysis Method: EPA 8270
Lab Number: 3F90607

Sampled: Jun 18, 1993
Received: Jun 21, 1993
Extracted: Jun 22, 1993
Analyzed: Jun 22, 1993
Reported: Jun 25, 1993

SEMI-VOLATILE ORGANICS by GC/MS (EPA 8270)

Analyte	Detection Limit µg/kg	Sample Results µg/kg
Di-N-octyl phthalate.....	100	N.D.
Fluoranthene.....	100	N.D.
Fluorene.....	100	N.D.
Hexachlorobenzene.....	100	N.D.
Hexachlorobutadiene.....	100	N.D.
Hexachlorocyclopentadiene.....	100	N.D.
Hexachloroethane.....	100	N.D.
Indeno(1,2,3-cd)pyrene.....	100	N.D.
Isophorone.....	100	N.D.
2-Methylnaphthalene.....	100	N.D.
2-Methylphenol.....	100	N.D.
4-Methylphenol.....	100	N.D.
Naphthalene.....	100	N.D.
2-Nitroaniline.....	500	N.D.
3-Nitroaniline.....	500	N.D.
4-Nitroaniline.....	500	N.D.
Nitrobenzene.....	100	N.D.
2-Nitrophenol.....	100	N.D.
4-Nitrophenol.....	500	N.D.
N-Nitrosodiphenylamine.....	100	N.D.
N-Nitroso-di-N-propylamine.....	100	N.D.
Pentachlorophenol.....	500	N.D.
Phenanthrene.....	100	N.D.
Phenol.....	100	N.D.
Pyrene.....	100	N.D.
1,2,4-Trichlorobenzene.....	100	N.D.
2,4,5-Trichlorophenol.....	500	N.D.
2,4,6-Trichlorophenol.....	100	N.D.

Analytes reported as N.D. were not present above the stated limit of detection.

SEQUOIA ANALYTICAL

Eileen A. Manning
Project Manager



SEQUOIA ANALYTICAL

680 Chesapeake Drive • Redwood City, CA 94063
(415) 364-9600 • FAX (415) 364-9233

Pacific Environmental Group
2025 Gateway Place, Suite 440
San Jose, CA 95110
Attention: Mike Hurd

Client Project ID: 305-94.01/Shell, Castro Valley
Sample Descript: Soil, SW-4, 3'
Analysis Method: EPA 8270
Lab Number: 3F90608

Sampled: Jun 18, 1993
Received: Jun 21, 1993
Extracted: Jun 22, 1993
Analyzed: Jun 22, 1993
Reported: Jun 25, 1993

SEMI-VOLATILE ORGANICS by GC/MS (EPA 8270)

Analyte	Detection Limit µg/kg	Sample Results µg/kg
Acenaphthene.....	100	N.D.
Acenaphthylene.....	100	N.D.
Anthracene.....	100	N.D.
Benzoic Acid.....	500	N.D.
Benzo(a)anthracene.....	100	N.D.
Benzo(b)fluoranthene.....	100	N.D.
Benzo(k)fluoranthene.....	100	N.D.
Benzo(g,h,i)perylene.....	100	N.D.
Benzo(a)pyrene.....	100	N.D.
Benzyl alcohol.....	100	N.D.
Bis(2-chloroethoxy)methane.....	100	N.D.
Bis(2-chloroethyl)ether.....	100	N.D.
Bis(2-chloroisopropyl)ether.....	100	N.D.
Bis(2-ethylhexyl)phthalate.....	500	N.D.
4-Bromophenyl phenyl ether.....	100	N.D.
Butyl benzyl phthalate.....	100	N.D.
4-Chloroaniline.....	100	N.D.
2-Chloronaphthalene.....	100	N.D.
4-Chloro-3-methylphenol.....	100	N.D.
2-Chlorophenol.....	100	N.D.
4-Chlorophenyl phenyl ether.....	100	N.D.
Chrysene.....	100	N.D.
Dibenz(a,h)anthracene.....	100	N.D.
Dibenzofuran.....	100	N.D.
Di-N-butyl phthalate.....	500	N.D.
1,3-Dichlorobenzene.....	100	N.D.
1,4-Dichlorobenzene.....	100	N.D.
1,2-Dichlorobenzene.....	100	N.D.
3,3-Dichlorobenzidine.....	500	N.D.
2,4-Dichlorophenol.....	100	N.D.
Diethyl phthalate.....	100	N.D.
2,4-Dimethylphenol.....	100	N.D.
Dimethyl phthalate.....	100	N.D.
4,6-Dinitro-2-methylphenol.....	500	N.D.
2,4-Dinitrophenol.....	500	N.D.
2,4-Dinitrotoluene.....	100	N.D.
2,6-Dinitrotoluene.....	100	N.D.



SEQUOIA ANALYTICAL

680 Chesapeake Drive • Redwood City, CA 94063
(415) 364-9600 • FAX (415) 364-9233

Pacific Environmental Group
2025 Gateway Place, Suite 440
San Jose, CA 95110
Attention: Mike Hurd

Client Project ID: 305-94.01/Shell, Castro Valley
Sample Descript: Soil, SW-4, 3'
Analysis Method: EPA 8270
Lab Number: 3F90608

Sampled: Jun 18, 1993
Received: Jun 21, 1993
Extracted: Jun 22, 1993
Analyzed: Jun 22, 1993
Reported: Jun 25, 1993

SEMI-VOLATILE ORGANICS by GC/MS (EPA 8270)

Analyte	Detection Limit µg/kg	Sample Results µg/kg
Di-N-octyl phthalate.....	100	N.D.
Fluoranthene.....	100	N.D.
Fluorene.....	100	N.D.
Hexachlorobenzene.....	100	N.D.
Hexachlorobutadiene.....	100	N.D.
Hexachlorocyclopentadiene.....	100	N.D.
Hexachloroethane.....	100	N.D.
Indeno(1,2,3-cd)pyrene.....	100	N.D.
Isophorone.....	100	N.D.
2-Methylnaphthalene.....	100	N.D.
2-Methylphenol.....	100	N.D.
4-Methylphenol.....	100	N.D.
Naphthalene.....	100	N.D.
2-Nitroaniline.....	500	N.D.
3-Nitroaniline.....	500	N.D.
4-Nitroaniline.....	500	N.D.
Nitrobenzene.....	100	N.D.
2-Nitrophenol.....	100	N.D.
4-Nitrophenol.....	500	N.D.
N-Nitrosodiphenylamine.....	100	N.D.
N-Nitroso-di-N-propylamine.....	100	N.D.
Pentachlorophenol.....	500	N.D.
Phenanthrene.....	100	N.D.
Phenol.....	100	N.D.
Pyrene.....	100	N.D.
1,2,4-Trichlorobenzene.....	100	N.D.
2,4,5-Trichlorophenol.....	500	N.D.
2,4,6-Trichlorophenol.....	100	N.D.

Analytes reported as N.D. were not present above the stated limit of detection.

SEQUOIA ANALYTICAL

Eileen A. Manning
Project Manager



SEQUOIA ANALYTICAL

680 Chesapeake Drive • Redwood City, CA 94063
(415) 364-9600 • FAX (415) 364-9233

Pacific Environmental Group
2025 Gateway Place, Suite 440
San Jose, CA 95110
Attention: Mike Hurd

Client Project ID: 305-94.01/Shell, Castro Valley
Sample Descript: Soil, EF-2, 9'
Analysis Method: EPA 8270
Lab Number: 3F90609

Sampled: Jun 18, 1993
Received: Jun 21, 1993
Extracted: Jun 22, 1993
Analyzed: Jun 22, 1993
Reported: Jun 25, 1993

SEMI-VOLATILE ORGANICS by GC/MS (EPA 8270)

Analyte	Detection Limit µg/kg	Sample Results µg/kg
Acenaphthene.....	100	N.D.
Acenaphthylene.....	100	N.D.
Anthracene.....	100	N.D.
Benzoic Acid.....	500	N.D.
Benzo(a)anthracene.....	100	N.D.
Benzo(b)fluoranthene.....	100	N.D.
Benzo(k)fluoranthene.....	100	N.D.
Benzo(g,h,i)perylene.....	100	N.D.
Benzo(a)pyrene.....	100	N.D.
Benzyl alcohol.....	100	N.D.
Bis(2-chloroethoxy)methane.....	100	N.D.
Bis(2-chloroethyl)ether.....	100	N.D.
Bis(2-chloroisopropyl)ether.....	100	N.D.
Bis(2-ethylhexyl)phthalate.....	500	N.D.
4-Bromophenyl phenyl ether.....	100	N.D.
Butyl benzyl phthalate.....	100	N.D.
4-Chloroaniline.....	100	N.D.
2-Chloronaphthalene.....	100	N.D.
4-Chloro-3-methylphenol.....	100	N.D.
2-Chlorophenol.....	100	N.D.
4-Chlorophenyl phenyl ether.....	100	N.D.
Chrysene.....	100	N.D.
Dibenz(a,h)anthracene.....	100	N.D.
Dibenzofuran.....	100	N.D.
Di-N-butyl phthalate.....	500	N.D.
1,3-Dichlorobenzene.....	100	N.D.
1,4-Dichlorobenzene.....	100	N.D.
1,2-Dichlorobenzene.....	100	N.D.
3,3-Dichlorobenzidine.....	500	N.D.
2,4-Dichlorophenol.....	100	N.D.
Diethyl phthalate.....	100	N.D.
2,4-Dimethylphenol.....	100	N.D.
Dimethyl phthalate.....	100	N.D.
4,6-Dinitro-2-methylphenol.....	500	N.D.
2,4-Dinitrophenol.....	500	N.D.
2,4-Dinitrotoluene.....	100	N.D.
2,6-Dinitrotoluene.....	100	N.D.



SEQUOIA ANALYTICAL

680 Chesapeake Drive • Redwood City, CA 94063
(415) 364-9600 • FAX (415) 364-9233

Pacific Environmental Group
2025 Gateway Place, Suite 440
San Jose, CA 95110
Attention: Mike Hurd

Client Project ID: 305-94.01/Shell, Castro Valley
Sample Descript: Soil, EF-2, 9'
Analysis Method: EPA 8270
Lab Number: 3F90609

Sampled: Jun 18, 1993
Received: Jun 21, 1993
Extracted: Jun 22, 1993
Analyzed: Jun 22, 1993
Reported: Jun 25, 1993

SEMI-VOLATILE ORGANICS by GC/MS (EPA 8270)

Analyte	Detection Limit µg/kg	Sample Results µg/kg
Di-N-octyl phthalate.....	100	N.D.
Fluoranthene.....	100	N.D.
Fluorene.....	100	N.D.
Hexachlorobenzene.....	100	N.D.
Hexachlorobutadiene.....	100	N.D.
Hexachlorocyclopentadiene.....	100	N.D.
Hexachloroethane.....	100	N.D.
Indeno(1,2,3-cd)pyrene.....	100	N.D.
Isophorone.....	100	N.D.
2-Methylnaphthalene.....	100	N.D.
2-Methylphenol.....	100	N.D.
4-Methylphenol.....	100	N.D.
Naphthalene.....	100	N.D.
2-Nitroaniline.....	500	N.D.
3-Nitroaniline.....	500	N.D.
4-Nitroaniline.....	500	N.D.
Nitrobenzene.....	100	N.D.
2-Nitrophenol.....	100	N.D.
4-Nitrophenol.....	500	N.D.
N-Nitrosodiphenylamine.....	100	N.D.
N-Nitroso-di-N-propylamine.....	100	N.D.
Pentachlorophenol.....	500	N.D.
Phenanthrene.....	100	N.D.
Phenol.....	100	N.D.
Pyrene.....	100	N.D.
1,2,4-Trichlorobenzene.....	100	N.D.
2,4,5-Trichlorophenol.....	500	N.D.
2,4,6-Trichlorophenol.....	100	N.D.

Analytes reported as N.D. were not present above the stated limit of detection.

SEQUOIA ANALYTICAL

Eileen A. Manning
Project Manager



SEQUOIA ANALYTICAL

680 Chesapeake Drive • Redwood City, CA 94063

(415) 364-9600 • FAX (415) 364-9233

Pacific Environmental Group
2025 Gateway Place, Suite 440
San Jose, CA 95110
Attention: Mike Hurd

Client Project ID: 305-94.01/Shell, Castro Valley
Sample Descript: Soil, EF-3, 8'
Analysis Method: EPA 8270
Lab Number: 3F90610

Sampled: Jun 18, 1993
Received: Jun 21, 1993
Extracted: Jun 22, 1993
Analyzed: Jun 22, 1993
Reported: Jun 25, 1993

SEMI-VOLATILE ORGANICS by GC/MS (EPA 8270)

Analyte	Detection Limit µg/kg	Sample Results µg/kg
Acenaphthene.....	100	N.D.
Acenaphthylene.....	100	N.D.
Anthracene.....	100	N.D.
Benzoic Acid.....	500	N.D.
Benzo(a)anthracene.....	100	N.D.
Benzo(b)fluoranthene.....	100	N.D.
Benzo(k)fluoranthene.....	100	N.D.
Benzo(g,h,i)perylene.....	100	N.D.
Benzo(a)pyrene.....	100	N.D.
Benzyl alcohol.....	100	N.D.
Bis(2-chloroethoxy)methane.....	100	N.D.
Bis(2-chloroethyl)ether.....	100	N.D.
Bis(2-chloroisopropyl)ether.....	100	N.D.
Bis(2-ethylhexyl)phthalate.....	500	N.D.
4-Bromophenyl phenyl ether.....	100	N.D.
Butyl benzyl phthalate.....	100	N.D.
4-Chloroaniline.....	100	N.D.
2-Chloronaphthalene.....	100	N.D.
4-Chloro-3-methylphenol.....	100	N.D.
2-Chlorophenol.....	100	N.D.
4-Chlorophenyl phenyl ether.....	100	N.D.
Chrysene.....	100	N.D.
Dibenz(a,h)anthracene.....	100	N.D.
Dibenzofuran.....	100	N.D.
Di-N-butyl phthalate.....	500	N.D.
1,3-Dichlorobenzene.....	100	N.D.
1,4-Dichlorobenzene.....	100	N.D.
1,2-Dichlorobenzene.....	100	N.D.
3,3-Dichlorobenzidine.....	500	N.D.
2,4-Dichlorophenol.....	100	N.D.
Diethyl phthalate.....	100	N.D.
2,4-Dimethylphenol.....	100	N.D.
Dimethyl phthalate.....	100	N.D.
4,6-Dinitro-2-methylphenol.....	500	N.D.
2,4-Dinitrophenol.....	500	N.D.
2,4-Dinitrotoluene.....	100	N.D.
2,6-Dinitrotoluene.....	100	N.D.



SEQUOIA ANALYTICAL

680 Chesapeake Drive • Redwood City, CA 94063

(415) 364-9600 • FAX (415) 364-9233

Pacific Environmental Group
2025 Gateway Place, Suite 440
San Jose, CA 95110
Attention: Mike Hurd

Client Project ID: 305-94.01/Shell, Castro Valley
Sample Descript: Soil, EF-3, 8'
Analysis Method: EPA 8270
Lab Number: 3F90610


Sampled: Jun 18, 1993
Received: Jun 21, 1993
Extracted: Jun 22, 1993
Analyzed: Jun 22, 1993
Reported: Jun 25, 1993

SEMI-VOLATILE ORGANICS by GC/MS (EPA 8270)

Analyte	Detection Limit µg/kg	Sample Results µg/kg
Di-N-octyl phthalate.....	100	N.D.
Fluoranthene.....	100	N.D.
Fluorene.....	100	N.D.
Hexachlorobenzene.....	100	N.D.
Hexachlorobutadiene.....	100	N.D.
Hexachlorocyclopentadiene.....	100	N.D.
Hexachloroethane.....	100	N.D.
Indeno(1,2,3-cd)pyrene.....	100	N.D.
Isophorone.....	100	N.D.
2-Methylnaphthalene.....	100	N.D.
2-Methylphenol.....	100	N.D.
4-Methylphenol.....	100	N.D.
Naphthalene.....	100	N.D.
2-Nitroaniline.....	500	N.D.
3-Nitroaniline.....	500	N.D.
4-Nitroaniline.....	500	N.D.
Nitrobenzene.....	100	N.D.
2-Nitrophenol.....	100	N.D.
4-Nitrophenol.....	500	N.D.
N-Nitrosodiphenylamine.....	100	N.D.
N-Nitroso-di-N-propylamine.....	100	N.D.
Pentachlorophenol.....	500	N.D.
Phenanthrene.....	100	N.D.
Phenol.....	100	N.D.
Pyrene.....	100	N.D.
1,2,4-Trichlorobenzene.....	100	N.D.
2,4,5-Trichlorophenol.....	500	N.D.
2,4,6-Trichlorophenol.....	100	N.D.

Analytes reported as N.D. were not present above the stated limit of detection.

SEQUOIA ANALYTICAL


Eileen A. Manning
Project Manager



SEQUOIA ANALYTICAL

680 Chesapeake Drive • Redwood City, CA 94063
(415) 364-9600 • FAX (415) 364-9233

Pacific Environmental Group
2025 Gateway Place, Suite 440
San Jose, CA 95110
Attention: Mike Hurd

Client Project ID: 305-94.01/Shell, Castro Valley
Sample Descript: Soil, EF-4, 9'
Analysis Method: EPA 8270
Lab Number: 3F90611

Sampled: Jun 18, 1993
Received: Jun 21, 1993
Extracted: Jun 22, 1993
Analyzed: Jun 22, 1993
Reported: Jun 25, 1993

SEMI-VOLATILE ORGANICS by GC/MS (EPA 8270)

Analyte	Detection Limit µg/kg	Sample Results µg/kg
Acenaphthene.....	100	N.D.
Acenaphthylene.....	100	N.D.
Anthracene.....	100	N.D.
Benzoic Acid.....	500	N.D.
Benzo(a)anthracene.....	100	N.D.
Benzo(b)fluoranthene.....	100	N.D.
Benzo(k)fluoranthene.....	100	N.D.
Benzo(g,h,i)perylene.....	100	N.D.
Benzo(a)pyrene.....	100	N.D.
Benzyl alcohol.....	100	N.D.
Bis(2-chloroethoxy)methane.....	100	N.D.
Bis(2-chloroethyl)ether.....	100	N.D.
Bis(2-chloroisopropyl)ether.....	100	N.D.
Bis(2-ethylhexyl)phthalate.....	500	N.D.
4-Bromophenyl phenyl ether.....	100	N.D.
Butyl benzyl phthalate.....	100	N.D.
4-Chloroaniline.....	100	N.D.
2-Chloronaphthalene.....	100	N.D.
4-Chloro-3-methylphenol.....	100	N.D.
2-Chlorophenol.....	100	N.D.
4-Chlorophenyl phenyl ether.....	100	N.D.
Chrysene.....	100	N.D.
Dibenz(a,h)anthracene.....	100	N.D.
Dibenzofuran.....	100	N.D.
Di-N-butyl phthalate.....	500	N.D.
1,3-Dichlorobenzene.....	100	N.D.
1,4-Dichlorobenzene.....	100	N.D.
1,2-Dichlorobenzene.....	100	N.D.
3,3-Dichlorobenzidine.....	500	N.D.
2,4-Dichlorophenol.....	100	N.D.
Diethyl phthalate.....	100	N.D.
2,4-Dimethylphenol.....	100	N.D.
Dimethyl phthalate.....	100	N.D.
4,6-Dinitro-2-methylphenol.....	500	N.D.
2,4-Dinitrophenol.....	500	N.D.
2,4-Dinitrotoluene.....	100	N.D.
2,6-Dinitrotoluene.....	100	N.D.



SEQUOIA ANALYTICAL

680 Chesapeake Drive • Redwood City, CA 94063
(415) 364-9600 • FAX (415) 364-9233

Pacific Environmental Group
2025 Gateway Place, Suite 440
San Jose, CA 95110
Attention: Mike Hurd

Client Project ID: 305-94.01/Shell, Castro Valley
Sample Descript: Soil, EF-4, 9'
Analysis Method: EPA 8270
Lab Number: 3F90611


Sampled: Jun 18, 1993
Received: Jun 21, 1993
Extracted: Jun 22, 1993
Analyzed: Jun 22, 1993
Reported: Jun 25, 1993

SEMI-VOLATILE ORGANICS by GC/MS (EPA 8270)

Analyte	Detection Limit µg/kg	Sample Results µg/kg
Di-N-octyl phthalate.....	100	N.D.
Fluoranthene.....	100	N.D.
Fluorene.....	100	N.D.
Hexachlorobenzene.....	100	N.D.
Hexachlorobutadiene.....	100	N.D.
Hexachlorocyclopentadiene.....	100	N.D.
Hexachloroethane.....	100	N.D.
Indeno(1,2,3-cd)pyrene.....	100	N.D.
Isophorone.....	100	N.D.
2-Methylnaphthalene.....	100	N.D.
2-Methylphenol.....	100	N.D.
4-Methylphenol.....	100	N.D.
Naphthalene.....	100	N.D.
2-Nitroaniline.....	500	N.D.
3-Nitroaniline.....	500	N.D.
4-Nitroaniline.....	500	N.D.
Nitrobenzene.....	100	N.D.
2-Nitrophenol.....	100	N.D.
4-Nitrophenol.....	500	N.D.
N-Nitrosodiphenylamine.....	100	N.D.
N-Nitroso-di-N-propylamine.....	100	N.D.
Pentachlorophenol.....	500	N.D.
Phenanthrene.....	100	N.D.
Phenol.....	100	N.D.
Pyrene.....	100	N.D.
1,2,4-Trichlorobenzene.....	100	N.D.
2,4,5-Trichlorophenol.....	500	N.D.
2,4,6-Trichlorophenol.....	100	N.D.

Analytes reported as N.D. were not present above the stated limit of detection.

SEQUOIA ANALYTICAL


Eileen A. Manning
Project Manager



SEQUOIA ANALYTICAL

680 Chesapeake Drive • Redwood City, CA 94063
(415) 364-9600 • FAX (415) 364-9233

Pacific Environmental Group
2025 Gateway Place, Suite 440
San Jose, CA 95110
Attention: Mike Hurd

Client Project ID: 305-94.01/Shell, Castro Valley
Sample Descript: Soil, EF-5, 9'
Analysis Method: EPA 8270
Lab Number: 3F90612

Sampled: Jun 18, 1993
Received: Jun 21, 1993
Extracted: Jun 22, 1993
Analyzed: Jun 22, 1993
Reported: Jun 25, 1993

SEMI-VOLATILE ORGANICS by GC/MS (EPA 8270)

Analyte	Detection Limit µg/kg	Sample Results µg/kg
Acenaphthene.....	100	N.D.
Acenaphthylene.....	100	N.D.
Anthracene.....	100	N.D.
Benzoic Acid.....	500	N.D.
Benzo(a)anthracene.....	100	N.D.
Benzo(b)fluoranthene.....	100	N.D.
Benzo(k)fluoranthene.....	100	N.D.
Benzo(g,h,i)perylene.....	100	N.D.
Benzo(a)pyrene.....	100	N.D.
Benzyl alcohol.....	100	N.D.
Bis(2-chloroethoxy)methane.....	100	N.D.
Bis(2-chloroethyl)ether.....	100	N.D.
Bis(2-chloroisopropyl)ether.....	100	N.D.
Bis(2-ethylhexyl)phthalate.....	500	N.D.
4-Bromophenyl phenyl ether.....	100	N.D.
Butyl benzyl phthalate.....	100	N.D.
4-Chloroaniline.....	100	N.D.
2-Chloronaphthalene.....	100	N.D.
4-Chloro-3-methylphenol.....	100	N.D.
2-Chlorophenol.....	100	N.D.
4-Chlorophenyl phenyl ether.....	100	N.D.
Chrysene.....	100	N.D.
Dibenz(a,h)anthracene.....	100	N.D.
Dibenzofuran.....	100	N.D.
Di-N-butyl phthalate.....	500	N.D.
1,3-Dichlorobenzene.....	100	N.D.
1,4-Dichlorobenzene.....	100	N.D.
1,2-Dichlorobenzene.....	100	N.D.
3,3-Dichlorobenzidine.....	500	N.D.
2,4-Dichlorophenol.....	100	N.D.
Diethyl phthalate.....	100	N.D.
2,4-Dimethylphenol.....	100	N.D.
Dimethyl phthalate.....	100	N.D.
4,6-Dinitro-2-methylphenol.....	500	N.D.
2,4-Dinitrophenol.....	500	N.D.
2,4-Dinitrotoluene.....	100	N.D.
2,6-Dinitrotoluene.....	100	N.D.



SEQUOIA ANALYTICAL

680 Chesapeake Drive • Redwood City, CA 94063
(415) 364-9600 • FAX (415) 364-9233

Pacific Environmental Group
2025 Gateway Place, Suite 440
San Jose, CA 95110
Attention: Mike Hurd

Client Project ID: 305-94.01/Shell, Castro Valley
Sample Descript: Soil, EF-5, 9'
Analysis Method: EPA 8270
Lab Number: 3F90612


Sampled: Jun 18, 1993
Received: Jun 21, 1993
Extracted: Jun 22, 1993
Analyzed: Jun 22, 1993
Reported: Jun 25, 1993

SEMI-VOLATILE ORGANICS by GC/MS (EPA 8270)

Analyte	Detection Limit µg/kg	Sample Results µg/kg
Di-N-octyl phthalate.....	100	N.D.
Fluoranthene.....	100	N.D.
Fluorene.....	100	N.D.
Hexachlorobenzene.....	100	N.D.
Hexachlorobutadiene.....	100	N.D.
Hexachlorocyclopentadiene.....	100	N.D.
Hexachloroethane.....	100	N.D.
Indeno(1,2,3-cd)pyrene.....	100	N.D.
Isophorone.....	100	N.D.
2-Methylnaphthalene.....	100	N.D.
2-Methylphenol.....	100	N.D.
4-Methylphenol.....	100	N.D.
Naphthalene.....	100	N.D.
2-Nitroaniline.....	500	N.D.
3-Nitroaniline.....	500	N.D.
4-Nitroaniline.....	500	N.D.
Nitrobenzene.....	100	N.D.
2-Nitrophenol.....	100	N.D.
4-Nitrophenol.....	500	N.D.
N-Nitrosodiphenylamine.....	100	N.D.
N-Nitroso-di-N-propylamine.....	100	N.D.
Pentachlorophenol.....	500	N.D.
Phenanthrene.....	100	N.D.
Phenol.....	100	N.D.
Pyrene.....	100	N.D.
1,2,4-Trichlorobenzene.....	100	N.D.
2,4,5-Trichlorophenol.....	500	N.D.
2,4,6-Trichlorophenol.....	100	N.D.

Analytes reported as N.D. were not present above the stated limit of detection.

SEQUOIA ANALYTICAL


Eileen A. Manning
Project Manager



SEQUOIA ANALYTICAL

680 Chesapeake Drive • Redwood City, CA 94063
(415) 364-9600 • FAX (415) 364-9233

Pacific Environmental Group
2025 Gateway Place, Suite 440
San Jose, CA 95110
Attention: Mike Hurd

Client Project ID: 305-94.01/Shell, Castro Valley
Sample Descript: Soil, EF-6, 8'
Analysis Method: EPA 8270
Lab Number: 3F90613

Sampled: Jun 18, 1993
Received: Jun 21, 1993
Extracted: Jun 22, 1993
Analyzed: Jun 22, 1993
Reported: Jun 25, 1993

SEMI-VOLATILE ORGANICS by GC/MS (EPA 8270)

Analyte	Detection Limit µg/kg	Sample Results µg/kg
Acenaphthene.....	100	N.D.
Acenaphthylene.....	100	N.D.
Anthracene.....	100	N.D.
Benzoic Acid.....	500	N.D.
Benzo(a)anthracene.....	100	N.D.
Benzo(b)fluoranthene.....	100	N.D.
Benzo(k)fluoranthene.....	100	N.D.
Benzo(g,h,i)perylene.....	100	N.D.
Benzo(a)pyrene.....	100	N.D.
Benzyl alcohol.....	100	N.D.
Bis(2-chloroethoxy)methane.....	100	N.D.
Bis(2-chloroethyl)ether.....	100	N.D.
Bis(2-chloroisopropyl)ether.....	100	N.D.
Bis(2-ethylhexyl)phthalate.....	500	N.D.
4-Bromophenyl phenyl ether.....	100	N.D.
Butyl benzyl phthalate.....	100	N.D.
4-Chloroaniline.....	100	N.D.
2-Chloronaphthalene.....	100	N.D.
4-Chloro-3-methylphenol.....	100	N.D.
2-Chlorophenol.....	100	N.D.
4-Chlorophenyl phenyl ether.....	100	N.D.
Chrysene.....	100	N.D.
Dibenz(a,h)anthracene.....	100	N.D.
Dibenzofuran.....	100	N.D.
Di-N-butyl phthalate.....	500	N.D.
1,3-Dichlorobenzene.....	100	N.D.
1,4-Dichlorobenzene.....	100	N.D.
1,2-Dichlorobenzene.....	100	N.D.
3,3-Dichlorobenzidine.....	500	N.D.
2,4-Dichlorophenol.....	100	N.D.
Diethyl phthalate.....	100	N.D.
2,4-Dimethylphenol.....	100	N.D.
Dimethyl phthalate.....	100	N.D.
4,6-Dinitro-2-methylphenol.....	500	N.D.
2,4-Dinitrophenol.....	500	N.D.
2,4-Dinitrotoluene.....	100	N.D.
2,6-Dinitrotoluene.....	100	N.D.



SEQUOIA ANALYTICAL

680 Chesapeake Drive • Redwood City, CA 94063
(415) 364-9600 • FAX (415) 364-9233

Pacific Environmental Group
2025 Gateway Place, Suite 440
San Jose, CA 95110
Attention: Mike Hurd

Client Project ID: 305-94.01/Shell, Castro Valley
Sample Descript: Soil, EF-6, 8'
Analysis Method: EPA 8270
Lab Number: 3F90613


Sampled: Jun 18, 1993
Received: Jun 21, 1993
Extracted: Jun 22, 1993
Analyzed: Jun 22, 1993
Reported: Jun 25, 1993

SEMI-VOLATILE ORGANICS by GC/MS (EPA 8270)

Analyte	Detection Limit µg/kg	Sample Results µg/kg
Di-N-octyl phthalate.....	100	N.D.
Fluoranthene.....	100	N.D.
Fluorene.....	100	N.D.
Hexachlorobenzene.....	100	N.D.
Hexachlorobutadiene.....	100	N.D.
Hexachlorocyclopentadiene.....	100	N.D.
Hexachloroethane.....	100	N.D.
Indeno(1,2,3-cd)pyrene.....	100	N.D.
Isophorone.....	100	N.D.
2-Methylnaphthalene.....	100	N.D.
2-Methylphenol.....	100	N.D.
4-Methylphenol.....	100	N.D.
Naphthalene.....	100	N.D.
2-Nitroaniline.....	500	N.D.
3-Nitroaniline.....	500	N.D.
4-Nitroaniline.....	500	N.D.
Nitrobenzene.....	100	N.D.
2-Nitrophenol.....	100	N.D.
4-Nitrophenol.....	500	N.D.
N-Nitrosodiphenylamine.....	100	N.D.
N-Nitroso-di-N-propylamine.....	100	N.D.
Pentachlorophenol.....	500	N.D.
Phenanthrene.....	100	N.D.
Phenol.....	100	N.D.
Pyrene.....	100	N.D.
1,2,4-Trichlorobenzene.....	100	N.D.
2,4,5-Trichlorophenol.....	500	N.D.
2,4,6-Trichlorophenol.....	100	N.D.

Analytes reported as N.D. were not present above the stated limit of detection.

SEQUOIA ANALYTICAL


Eileen A. Manning
Project Manager



SEQUOIA ANALYTICAL

680 Chesapeake Drive • Redwood City, CA 94063
(415) 364-9600 • FAX (415) 364-9233

Pacific Environmental Group
2025 Gateway Place, Suite 440
San Jose, CA 95110
Attention: Mike Hurd

Client Project ID: 305-94.01/Shell, Castro Valley
Sample Descript: Soil, EF-7, 8'
Analysis Method: EPA 8270
Lab Number: 3F90614

Sampled: Jun 18, 1993
Received: Jun 21, 1993
Extracted: Jun 22, 1993
Analyzed: Jun 22, 1993
Reported: Jun 25, 1993

SEMI-VOLATILE ORGANICS by GC/MS (EPA 8270)

Analyte	Detection Limit µg/kg	Sample Results µg/kg
Acenaphthene.....	100	N.D.
Acenaphthylene.....	100	N.D.
Anthracene.....	100	N.D.
Benzoic Acid.....	500	N.D.
Benzo(a)anthracene.....	100	N.D.
Benzo(b)fluoranthene.....	100	N.D.
Benzo(k)fluoranthene.....	100	N.D.
Benzo(g,h,i)perylene.....	100	N.D.
Benzo(a)pyrene.....	100	N.D.
Benzyl alcohol.....	100	N.D.
Bis(2-chloroethoxy)methane.....	100	N.D.
Bis(2-chloroethyl)ether.....	100	N.D.
Bis(2-chloroisopropyl)ether.....	100	N.D.
Bis(2-ethylhexyl)phthalate.....	500	N.D.
4-Bromophenyl phenyl ether.....	100	N.D.
Butyl benzyl phthalate.....	100	N.D.
4-Chloroaniline.....	100	N.D.
2-Chloronaphthalene.....	100	N.D.
4-Chloro-3-methylphenol.....	100	N.D.
2-Chlorophenol.....	100	N.D.
4-Chlorophenyl phenyl ether.....	100	N.D.
Chrysene.....	100	N.D.
Dibenz(a,h)anthracene.....	100	N.D.
Dibenzofuran.....	100	N.D.
Di-N-butyl phthalate.....	500	N.D.
1,3-Dichlorobenzene.....	100	N.D.
1,4-Dichlorobenzene.....	100	N.D.
1,2-Dichlorobenzene.....	100	N.D.
3,3-Dichlorobenzidine.....	500	N.D.
2,4-Dichlorophenol.....	100	N.D.
Diethyl phthalate.....	100	N.D.
2,4-Dimethylphenol.....	100	N.D.
Dimethyl phthalate.....	100	N.D.
4,6-Dinitro-2-methylphenol.....	500	N.D.
2,4-Dinitrophenol.....	500	N.D.
2,4-Dinitrotoluene.....	100	N.D.
2,6-Dinitrotoluene.....	100	N.D.



SEQUOIA ANALYTICAL

680 Chesapeake Drive • Redwood City, CA 94063
(415) 364-9600 • FAX (415) 364-9233

Pacific Environmental Group	Client Project ID: 305-94.01/Shell, Castro Valley	Sampled: Jun 18, 1993
2025 Gateway Place, Suite 440	Sample Descript: Soil, EF-7, 8'	Received: Jun 21, 1993
San Jose, CA 95110	Analysis Method: EPA 8270	Extracted: Jun 22, 1993
Attention: Mike Hurd	Lab Number: 3F90614	Analyzed: Jun 22, 1993
		Reported: Jun 25, 1993

SEMI-VOLATILE ORGANICS by GC/MS (EPA 8270)

Analyte	Detection Limit µg/kg	Sample Results µg/kg
Di-N-octyl phthalate.....	100	N.D.
Fluoranthene.....	100	N.D.
Fluorene.....	100	N.D.
Hexachlorobenzene.....	100	N.D.
Hexachlorobutadiene.....	100	N.D.
Hexachlorocyclopentadiene.....	100	N.D.
Hexachloroethane.....	100	N.D.
Indeno(1,2,3-cd)pyrene.....	100	N.D.
Isophorone.....	100	N.D.
2-Methylnaphthalene.....	100	N.D.
2-Methylphenol.....	100	N.D.
4-Methylphenol.....	100	N.D.
Naphthalene.....	100	N.D.
2-Nitroaniline.....	500	N.D.
3-Nitroaniline.....	500	N.D.
4-Nitroaniline.....	500	N.D.
Nitrobenzene.....	100	N.D.
2-Nitrophenol.....	100	N.D.
4-Nitrophenol.....	500	N.D.
N-Nitrosodiphenylamine.....	100	N.D.
N-Nitroso-di-N-propylamine.....	100	N.D.
Pentachlorophenol.....	500	N.D.
Phenanthrene.....	100	N.D.
Phenol.....	100	N.D.
Pyrene.....	100	N.D.
1,2,4-Trichlorobenzene.....	100	N.D.
2,4,5-Trichlorophenol.....	500	N.D.
2,4,6-Trichlorophenol.....	100	N.D.

Analytes reported as N.D. were not present above the stated limit of detection.

SEQUOIA ANALYTICAL

Eileen A. Manning
Project Manager



SEQUOIA ANALYTICAL

680 Chesapeake Drive • Redwood City, CA 94063
(415) 364-9600 • FAX (415) 364-9233

Pacific Environmental Group	Client Project ID: 305-94.01/Shell, Castro Valley	Sampled: Jun 18, 1993
2025 Gateway Place, Suite 440	Sample Descript: Soil, NW-1A, 5'	Received: Jun 21, 1993
San Jose, CA 95110	Analysis Method: EPA 8270	Extracted: Jun 22, 1993
Attention: Mike Hurd	Lab Number: 3F90615	Analyzed: Jun 22, 1993
		Reported: Jun 25, 1993

SEMI-VOLATILE ORGANICS by GC/MS (EPA 8270)

Analyte	Detection Limit µg/kg	Sample Results µg/kg
Acenaphthene.....	100	N.D.
Acenaphthylene.....	100	N.D.
Anthracene.....	100	N.D.
Benzoic Acid.....	500	N.D.
Benzo(a)anthracene.....	100	N.D.
Benzo(b)fluoranthene.....	100	N.D.
Benzo(k)fluoranthene.....	100	N.D.
Benzo(g,h,i)perylene.....	100	N.D.
Benzo(a)pyrene.....	100	N.D.
Benzyl alcohol.....	100	N.D.
Bis(2-chloroethoxy)methane.....	100	N.D.
Bis(2-chloroethyl)ether.....	100	N.D.
Bis(2-chloroisopropyl)ether.....	100	N.D.
Bis(2-ethylhexyl)phthalate.....	500	N.D.
4-Bromophenyl phenyl ether.....	100	N.D.
Butyl benzyl phthalate.....	100	N.D.
4-Chloroaniline.....	100	N.D.
2-Chloronaphthalene.....	100	N.D.
4-Chloro-3-methylphenol.....	100	N.D.
2-Chlorophenol.....	100	N.D.
4-Chlorophenyl phenyl ether.....	100	N.D.
Chrysene.....	100	N.D.
Dibenz(a,h)anthracene.....	100	N.D.
Dibenzofuran.....	100	N.D.
Di-N-butyl phthalate.....	500	N.D.
1,3-Dichlorobenzene.....	100	N.D.
1,4-Dichlorobenzene.....	100	N.D.
1,2-Dichlorobenzene.....	100	N.D.
3,3-Dichlorobenzidine.....	500	N.D.
2,4-Dichlorophenol.....	100	N.D.
Diethyl phthalate.....	100	N.D.
2,4-Dimethylphenol.....	100	N.D.
Dimethyl phthalate.....	100	N.D.
4,6-Dinitro-2-methylphenol.....	500	N.D.
2,4-Dinitrophenol.....	500	N.D.
2,4-Dinitrotoluene.....	100	N.D.
2,6-Dinitrotoluene.....	100	N.D.



SEQUOIA ANALYTICAL

680 Chesapeake Drive • Redwood City, CA 94063
(415) 364-9600 • FAX (415) 364-9233

Pacific Environmental Group
2025 Gateway Place, Suite 440
San Jose, CA 95110
Attention: Mike Hurd

Client Project ID: 305-94.01/Shell, Castro Valley
Sample Descript: Soil, NW-1A, 5'
Analysis Method: EPA 8270
Lab Number: 3F90615


Sampled: Jun 18, 1993
Received: Jun 21, 1993
Extracted: Jun 22, 1993
Analyzed: Jun 22, 1993
Reported: Jun 25, 1993

SEMI-VOLATILE ORGANICS by GC/MS (EPA 8270)

Analyte	Detection Limit µg/kg	Sample Results µg/kg
Di-N-octyl phthalate.....	100	N.D.
Fluoranthene.....	100	N.D.
Fluorene.....	100	N.D.
Hexachlorobenzene.....	100	N.D.
Hexachlorobutadiene.....	100	N.D.
Hexachlorocyclopentadiene.....	100	N.D.
Hexachloroethane.....	100	N.D.
Indeno(1,2,3-cd)pyrene.....	100	N.D.
Isophorone.....	100	N.D.
2-Methylnaphthalene.....	100	N.D.
2-Methylphenol.....	100	N.D.
4-Methylphenol.....	100	N.D.
Naphthalene.....	100	N.D.
2-Nitroaniline.....	500	N.D.
3-Nitroaniline.....	500	N.D.
4-Nitroaniline.....	500	N.D.
Nitrobenzene.....	100	N.D.
2-Nitrophenol.....	100	N.D.
4-Nitrophenol.....	500	N.D.
N-Nitrosodiphenylamine.....	100	N.D.
N-Nitroso-di-N-propylamine.....	100	N.D.
Pentachlorophenol.....	500	N.D.
Phenanthrene.....	100	N.D.
Phenol.....	100	N.D.
Pyrene.....	100	N.D.
1,2,4-Trichlorobenzene.....	100	N.D.
2,4,5-Trichlorophenol.....	500	N.D.
2,4,6-Trichlorophenol.....	100	N.D.

Analytes reported as N.D. were not present above the stated limit of detection.

SEQUOIA ANALYTICAL


Eileen A. Manning
Project Manager



SEQUOIA ANALYTICAL

680 Chesapeake Drive • Redwood City, CA 94063
(415) 364-9600 • FAX (415) 364-9233

Pacific Environmental Group
2025 Gateway Place, Suite 440
San Jose, CA 95110
Attention: Mike Hurd

Client Project ID: 305-94.01/Shell, Castro Valley
Sample Descript: Soil, T1, 3'
Analysis Method: EPA 8270
Lab Number: 3F90616

Sampled: Jun 18, 1993
Received: Jun 21, 1993
Extracted: Jun 22, 1993
Analyzed: Jun 23, 1993
Reported: Jun 25, 1993

SEMI-VOLATILE ORGANICS by GC/MS (EPA 8270)

Analyte	Detection Limit µg/kg	Sample Results µg/kg
Acenaphthene.....	100	N.D.
Acenaphthylene.....	100	N.D.
Anthracene.....	100	N.D.
Benzoic Acid.....	500	N.D.
Benzo(a)anthracene.....	100	N.D.
Benzo(b)fluoranthene.....	100	N.D.
Benzo(k)fluoranthene.....	100	N.D.
Benzo(g,h,i)perylene.....	100	N.D.
Benzo(a)pyrene.....	100	N.D.
Benzyl alcohol.....	100	N.D.
Bis(2-chloroethoxy)methane.....	100	N.D.
Bis(2-chloroethyl)ether.....	100	N.D.
Bis(2-chloroisopropyl)ether.....	100	N.D.
Bis(2-ethylhexyl)phthalate.....	500	N.D.
4-Bromophenyl phenyl ether.....	100	N.D.
Butyl benzyl phthalate.....	100	N.D.
4-Chloroaniline.....	100	N.D.
2-Chloronaphthalene.....	100	N.D.
4-Chloro-3-methylphenol.....	100	N.D.
2-Chlorophenol.....	100	N.D.
4-Chlorophenyl phenyl ether.....	100	N.D.
Chrysene.....	100	N.D.
Dibenz(a,h)anthracene.....	100	N.D.
Dibenzofuran.....	100	N.D.
Di-N-butyl phthalate.....	500	N.D.
1,3-Dichlorobenzene.....	100	N.D.
1,4-Dichlorobenzene.....	100	N.D.
1,2-Dichlorobenzene.....	100	N.D.
3,3-Dichlorobenzidine.....	500	N.D.
2,4-Dichlorophenol.....	100	N.D.
Diethyl phthalate.....	100	N.D.
2,4-Dimethylphenol.....	100	N.D.
Dimethyl phthalate.....	100	N.D.
4,6-Dinitro-2-methylphenol.....	500	N.D.
2,4-Dinitrophenol.....	500	N.D.
2,4-Dinitrotoluene.....	100	N.D.
2,6-Dinitrotoluene.....	100	N.D.



SEQUOIA ANALYTICAL

680 Chesapeake Drive • Redwood City, CA 94063
(415) 364-9600 • FAX (415) 364-9233

Pacific Environmental Group
2025 Gateway Place, Suite 440
San Jose, CA 95110
Attention: Mike Hurd

Client Project ID: 305-94.01/Shell, Castro Valley
Sample Descript: Soil, T1, 3'
Analysis Method: EPA 8270
Lab Number: 3F90616

Sampled: Jun 18, 1993
Received: Jun 21, 1993
Extracted: Jun 22, 1993
Analyzed: Jun 23, 1993
Reported: Jun 25, 1993

SEMI-VOLATILE ORGANICS by GC/MS (EPA 8270)

Analyte	Detection Limit µg/kg	Sample Results µg/kg
Di-N-octyl phthalate.....	100	N.D.
Fluoranthene.....	100	N.D.
Fluorene.....	100	N.D.
Hexachlorobenzene.....	100	N.D.
Hexachlorobutadiene.....	100	N.D.
Hexachlorocyclopentadiene.....	100	N.D.
Hexachloroethane.....	100	N.D.
Indeno(1,2,3-cd)pyrene.....	100	N.D.
Isophorone.....	100	N.D.
2-Methylnaphthalene.....	100	N.D.
2-Methylphenol.....	100	N.D.
4-Methylphenol.....	100	N.D.
Naphthalene.....	100	N.D.
2-Nitroaniline.....	500	N.D.
3-Nitroaniline.....	500	N.D.
4-Nitroaniline.....	500	N.D.
Nitrobenzene.....	100	N.D.
2-Nitrophenol.....	100	N.D.
4-Nitrophenol.....	500	N.D.
N-Nitrosodiphenylamine.....	100	N.D.
N-Nitroso-di-N-propylamine.....	100	N.D.
Pentachlorophenol.....	500	N.D.
Phenanthrene.....	100	N.D.
Phenol.....	100	N.D.
Pyrene.....	100	N.D.
1,2,4-Trichlorobenzene.....	100	N.D.
2,4,5-Trichlorophenol.....	500	N.D.
2,4,6-Trichlorophenol.....	100	N.D.

Analytes reported as N.D. were not present above the stated limit of detection.

SEQUOIA ANALYTICAL

Eileen A. Manning
Project Manager



SEQUOIA ANALYTICAL

680 Chesapeake Drive • Redwood City, CA 94063
(415) 364-9600 • FAX (415) 364-9233

Pacific Environmental Group
2025 Gateway Place, Suite 440
San Jose, CA 95110
Attention: Mike Hurd

Client Project ID: 305-94.01/Shell, Castro Valley
Sample Descript: Soil, T2, 3'
Analysis Method: EPA 8270
Lab Number: 3F90617

Sampled: Jun 18, 1993
Received: Jun 21, 1993
Extracted: Jun 22, 1993
Analyzed: Jun 22, 1993
Reported: Jun 25, 1993

SEMI-VOLATILE ORGANICS by GC/MS (EPA 8270)

Analyte	Detection Limit µg/kg	Sample Results µg/kg
Acenaphthene.....	100	N.D.
Acenaphthylene.....	100	N.D.
Anthracene.....	100	N.D.
Benzoic Acid.....	500	N.D.
Benzo(a)anthracene.....	100	N.D.
Benzo(b)fluoranthene.....	100	N.D.
Benzo(k)fluoranthene.....	100	N.D.
Benzo(g,h,i)perylene.....	100	N.D.
Benzo(a)pyrene.....	100	N.D.
Benzyl alcohol.....	100	N.D.
Bis(2-chloroethoxy)methane.....	100	N.D.
Bis(2-chloroethyl)ether.....	100	N.D.
Bis(2-chloroisopropyl)ether.....	100	N.D.
Bis(2-ethylhexyl)phthalate.....	500	N.D.
4-Bromophenyl phenyl ether.....	100	N.D.
Butyl benzyl phthalate.....	100	N.D.
4-Chloroaniline.....	100	N.D.
2-Chloronaphthalene.....	100	N.D.
4-Chloro-3-methylphenol.....	100	N.D.
2-Chlorophenol.....	100	N.D.
4-Chlorophenyl phenyl ether.....	100	N.D.
Chrysene.....	100	N.D.
Dibenz(a,h)anthracene.....	100	N.D.
Dibenzofuran.....	100	N.D.
Di-N-butyl phthalate.....	500	N.D.
1,3-Dichlorobenzene.....	100	N.D.
1,4-Dichlorobenzene.....	100	N.D.
1,2-Dichlorobenzene.....	100	N.D.
3,3-Dichlorobenzidine.....	500	N.D.
2,4-Dichlorophenol.....	100	N.D.
Diethyl phthalate.....	100	N.D.
2,4-Dimethylphenol.....	100	N.D.
Dimethyl phthalate.....	100	N.D.
4,6-Dinitro-2-methylphenol.....	500	N.D.
2,4-Dinitrophenol.....	500	N.D.
2,4-Dinitrotoluene.....	100	N.D.
2,6-Dinitrotoluene.....	100	N.D.



SEQUOIA ANALYTICAL

680 Chesapeake Drive • Redwood City, CA 94063
(415) 364-9600 • FAX (415) 364-9233

Pacific Environmental Group
2025 Gateway Place, Suite 440
San Jose, CA 95110
Attention: Mike Hurd

Client Project ID: 305-94.01/Shell, Castro Valley
Sample Descript: Soil, T2, 3'
Analysis Method: EPA 8270
Lab Number: 3F90617


Sampled: Jun 18, 1993
Received: Jun 21, 1993
Extracted: Jun 22, 1993
Analyzed: Jun 22, 1993
Reported: Jun 25, 1993

SEMI-VOLATILE ORGANICS by GC/MS (EPA 8270)

Analyte	Detection Limit µg/kg	Sample Results µg/kg
Di-N-octyl phthalate.....	100	N.D.
Fluoranthene.....	100	N.D.
Fluorene.....	100	N.D.
Hexachlorobenzene.....	100	N.D.
Hexachlorobutadiene.....	100	N.D.
Hexachlorocyclopentadiene.....	100	N.D.
Hexachloroethane.....	100	N.D.
Indeno(1,2,3-cd)pyrene.....	100	N.D.
Isophorone.....	100	N.D.
2-Methylnaphthalene.....	100	N.D.
2-Methylphenol.....	100	N.D.
4-Methylphenol.....	100	N.D.
Naphthalene.....	100	N.D.
2-Nitroaniline.....	500	N.D.
3-Nitroaniline.....	500	N.D.
4-Nitroaniline.....	500	N.D.
Nitrobenzene.....	100	N.D.
2-Nitrophenol.....	100	N.D.
4-Nitrophenol.....	500	N.D.
N-Nitrosodiphenylamine.....	100	N.D.
N-Nitroso-di-N-propylamine.....	100	N.D.
Pentachlorophenol.....	500	N.D.
Phenanthrene.....	100	N.D.
Phenol.....	100	N.D.
Pyrene.....	100	N.D.
1,2,4-Trichlorobenzene.....	100	N.D.
2,4,5-Trichlorophenol.....	500	N.D.
2,4,6-Trichlorophenol.....	100	N.D.

Analytes reported as N.D. were not present above the stated limit of detection.

SEQUOIA ANALYTICAL


Eileen A. Manning
Project Manager



SEQUOIA ANALYTICAL

680 Chesapeake Drive • Redwood City, CA 94063
(415) 364-9600 • FAX (415) 364-9233

Pacific Environmental Group
2025 Gateway Place, Suite 440
San Jose, CA 95110
Attention: Mike Hurd

Client Project ID: 305-94.01/Shell, Castro Valley
Sample Descript: Soil, T3, 4'
Analysis Method: EPA 8270
Lab Number: 3F90618

Sampled: Jun 18, 1993
Received: Jun 21, 1993
Extracted: Jun 22, 1993
Analyzed: Jun 22, 1993
Reported: Jun 25, 1993

SEMI-VOLATILE ORGANICS by GC/MS (EPA 8270)

Analyte	Detection Limit µg/kg	Sample Results µg/kg
Acenaphthene.....	100	N.D.
Acenaphthylene.....	100	N.D.
Anthracene.....	100	N.D.
Benzoic Acid.....	500	N.D.
Benzo(a)anthracene.....	100	N.D.
Benzo(b)fluoranthene.....	100	N.D.
Benzo(k)fluoranthene.....	100	N.D.
Benzo(g,h,i)perylene.....	100	N.D.
Benzo(a)pyrene.....	100	N.D.
Benzyl alcohol.....	100	N.D.
Bis(2-chloroethoxy)methane.....	100	N.D.
Bis(2-chloroethyl)ether.....	100	N.D.
Bis(2-chloroisopropyl)ether.....	100	N.D.
Bis(2-ethylhexyl)phthalate.....	500	N.D.
4-Bromophenyl phenyl ether.....	100	N.D.
Butyl benzyl phthalate.....	100	N.D.
4-Chloroaniline.....	100	N.D.
2-Chloronaphthalene.....	100	N.D.
4-Chloro-3-methylphenol.....	100	N.D.
2-Chlorophenol.....	100	N.D.
4-Chlorophenyl phenyl ether.....	100	N.D.
Chrysene.....	100	N.D.
Dibenz(a,h)anthracene.....	100	N.D.
Dibenzofuran.....	100	N.D.
Di-N-butyl phthalate.....	500	N.D.
1,3-Dichlorobenzene.....	100	N.D.
1,4-Dichlorobenzene.....	100	N.D.
1,2-Dichlorobenzene.....	100	N.D.
3,3-Dichlorobenzidine.....	500	N.D.
2,4-Dichlorophenol.....	100	N.D.
Diethyl phthalate.....	100	N.D.
2,4-Dimethylphenol.....	100	N.D.
Dimethyl phthalate.....	100	N.D.
4,6-Dinitro-2-methylphenol.....	500	N.D.
2,4-Dinitrophenol.....	500	N.D.
2,4-Dinitrotoluene.....	100	N.D.
2,6-Dinitrotoluene.....	100	N.D.



SEQUOIA ANALYTICAL

680 Chesapeake Drive • Redwood City, CA 94063
(415) 364-9600 • FAX (415) 364-9233

Pacific Environmental Group
2025 Gateway Place, Suite 440
San Jose, CA 95110
Attention: Mike Hurd

Client Project ID: 305-94.01/Shell, Castro Valley
Sample Descript: Soil, T3, 4'
Analysis Method: EPA 8270
Lab Number: 3F90618

Sampled: Jun 18, 1993
Received: Jun 21, 1993
Extracted: Jun 22, 1993
Analyzed: Jun 22, 1993
Reported: Jun 25, 1993

SEMI-VOLATILE ORGANICS by GC/MS (EPA 8270)

Analyte	Detection Limit µg/kg	Sample Results µg/kg
Di-N-octyl phthalate.....	100	N.D.
Fluoranthene.....	100	N.D.
Fluorene.....	100	N.D.
Hexachlorobenzene.....	100	N.D.
Hexachlorobutadiene.....	100	N.D.
Hexachlorocyclopentadiene.....	100	N.D.
Hexachloroethane.....	100	N.D.
Indeno(1,2,3-cd)pyrene.....	100	N.D.
Isophorone.....	100	N.D.
2-Methylnaphthalene.....	100	N.D.
2-Methylphenol.....	100	N.D.
4-Methylphenol.....	100	N.D.
Naphthalene.....	100	N.D.
2-Nitroaniline.....	500	N.D.
3-Nitroaniline.....	500	N.D.
4-Nitroaniline.....	500	N.D.
Nitrobenzene.....	100	N.D.
2-Nitrophenol.....	100	N.D.
4-Nitrophenol.....	500	N.D.
N-Nitrosodiphenylamine.....	100	N.D.
N-Nitroso-di-N-propylamine.....	100	N.D.
Pentachlorophenol.....	500	N.D.
Phenanthrene.....	100	N.D.
Phenol.....	100	N.D.
Pyrene.....	100	N.D.
1,2,4-Trichlorobenzene.....	100	N.D.
2,4,5-Trichlorophenol.....	500	N.D.
2,4,6-Trichlorophenol.....	100	N.D.

Analytes reported as N.D. were not present above the stated limit of detection.

SEQUOIA ANALYTICAL


Eileen A. Manning
Project Manager



SEQUOIA ANALYTICAL

680 Chesapeake Drive • Redwood City, CA 94063
(415) 364-9600 • FAX (415) 364-9233

Pacific Environmental Group
2025 Gateway Place, Suite 440
San Jose, CA 95110
Attention: Mike Hurd

Client Project ID: 305-94.01/Shell, Castro Valley
Sample Descript: Soil, SP-3(F,G,H,C)comp
Analysis Method: EPA 8270
Lab Number: 3F90619

Sampled: Jun 18, 1993
Received: Jun 21, 1993
Extracted: Jun 22, 1993
Analyzed: Jun 22, 1993
Reported: Jun 25, 1993

SEMI-VOLATILE ORGANICS by GC/MS (EPA 8270)

Analyte	Detection Limit µg/kg	Sample Results µg/kg
Acenaphthene.....	100	N.D.
Acenaphthylene.....	100	N.D.
Anthracene.....	100	N.D.
Benzoic Acid.....	500	N.D.
Benzo(a)anthracene.....	100	N.D.
Benzo(b)fluoranthene.....	100	N.D.
Benzo(k)fluoranthene.....	100	N.D.
Benzo(g,h,i)perylene.....	100	N.D.
Benzo(a)pyrene.....	100	N.D.
Benzyl alcohol.....	100	N.D.
Bis(2-chloroethoxy)methane.....	100	N.D.
Bis(2-chloroethyl)ether.....	100	N.D.
Bis(2-chloroisopropyl)ether.....	100	N.D.
Bis(2-ethylhexyl)phthalate.....	500	N.D.
4-Bromophenyl phenyl ether.....	100	N.D.
Butyl benzyl phthalate.....	100	N.D.
4-Chloroaniline.....	100	N.D.
2-Chloronaphthalene.....	100	N.D.
4-Chloro-3-methylphenol.....	100	N.D.
2-Chlorophenol.....	100	N.D.
4-Chlorophenyl phenyl ether.....	100	N.D.
Chrysene.....	100	N.D.
Dibenz(a,h)anthracene.....	100	N.D.
Dibenzofuran.....	100	N.D.
Di-N-butyl phthalate.....	500	N.D.
1,3-Dichlorobenzene.....	100	N.D.
1,4-Dichlorobenzene.....	100	N.D.
1,2-Dichlorobenzene.....	100	N.D.
3,3-Dichlorobenzidine.....	500	N.D.
2,4-Dichlorophenol.....	100	N.D.
Diethyl phthalate.....	100	N.D.
2,4-Dimethylphenol.....	100	N.D.
Dimethyl phthalate.....	100	N.D.
4,6-Dinitro-2-methylphenol.....	500	N.D.
2,4-Dinitrophenol.....	500	N.D.
2,4-Dinitrotoluene.....	100	N.D.
2,6-Dinitrotoluene.....	100	N.D.



SEQUOIA ANALYTICAL

680 Chesapeake Drive • Redwood City, CA 94063
(415) 364-9600 • FAX (415) 364-9233

Pacific Environmental Group
2025 Gateway Place, Suite 440
San Jose, CA 95110
Attention: Mike Hurd

Client Project ID: 305-94.01/Shell, Castro Valley
Sample Descript: Soil, SP-3(F,G,H,C)comp
Analysis Method: EPA 8270
Lab Number: 3F90619


Sampled: Jun 18, 1993
Received: Jun 21, 1993
Extracted: Jun 22, 1993
Analyzed: Jun 22, 1993
Reported: Jun 25, 1993

SEMI-VOLATILE ORGANICS by GC/MS (EPA 8270)

Analyte	Detection Limit µg/kg	Sample Results µg/kg
Di-N-octyl phthalate.....	100	N.D.
Fluoranthene.....	100	N.D.
Fluorene.....	100	N.D.
Hexachlorobenzene.....	100	N.D.
Hexachlorobutadiene.....	100	N.D.
Hexachlorocyclopentadiene.....	100	N.D.
Hexachloroethane.....	100	N.D.
Indeno(1,2,3-cd)pyrene.....	100	N.D.
Isophorone.....	100	N.D.
2-Methylnaphthalene.....	100	N.D.
2-Methylphenol.....	100	N.D.
4-Methylphenol.....	100	N.D.
Naphthalene.....	100	N.D.
2-Nitroaniline.....	500	N.D.
3-Nitroaniline.....	500	N.D.
4-Nitroaniline.....	500	N.D.
Nitrobenzene.....	100	N.D.
2-Nitrophenol.....	100	N.D.
4-Nitrophenol.....	500	N.D.
N-Nitrosodiphenylamine.....	100	N.D.
N-Nitroso-di-N-propylamine.....	100	N.D.
Pentachlorophenol.....	500	N.D.
Phenanthrene.....	100	N.D.
Phenol.....	100	N.D.
Pyrene.....	100	N.D.
1,2,4-Trichlorobenzene.....	100	N.D.
2,4,5-Trichlorophenol.....	500	N.D.
2,4,6-Trichlorophenol.....	100	N.D.

Analytes reported as N.D. were not present above the stated limit of detection.

SEQUOIA ANALYTICAL


Eileen A. Manning
Project Manager



SEQUOIA ANALYTICAL

680 Chesapeake Drive • Redwood City, CA 94063
(415) 364-9600 • FAX (415) 364-9233

Pacific Environmental Group
2025 Gateway Place, Suite 440
San Jose, CA 95110
Attention: Mike Hurd

Client Project ID: 305-94.01/Shell, Castro Valley
Sample Descript: Soil, SP-2(A,B,C,D)comp
Analysis Method: EPA 8270
Lab Number: 3F90620

Sampled: Jun 18, 1993
Received: Jun 21, 1993
Extracted: Jun 22, 1993
Analyzed: Jun 22, 1993
Reported: Jun 25, 1993

SEMI-VOLATILE ORGANICS by GC/MS (EPA 8270)

Analyte	Detection Limit µg/kg	Sample Results µg/kg
Acenaphthene.....	100	N.D.
Acenaphthylene.....	100	N.D.
Anthracene.....	100	N.D.
Benzoic Acid.....	500	N.D.
Benzo(a)anthracene.....	100	N.D.
Benzo(b)fluoranthene.....	100	N.D.
Benzo(k)fluoranthene.....	100	N.D.
Benzo(g,h,i)perylene.....	100	N.D.
Benzo(a)pyrene.....	100	N.D.
Benzyl alcohol.....	100	N.D.
Bis(2-chloroethoxy)methane.....	100	N.D.
Bis(2-chloroethyl)ether.....	100	N.D.
Bis(2-chloroisopropyl)ether.....	100	N.D.
Bis(2-ethylhexyl)phthalate.....	500	N.D.
4-Bromophenyl phenyl ether.....	100	N.D.
Butyl benzyl phthalate.....	100	N.D.
4-Chloroaniline.....	100	N.D.
2-Chloronaphthalene.....	100	N.D.
4-Chloro-3-methylphenol.....	100	N.D.
2-Chlorophenol.....	100	N.D.
4-Chlorophenyl phenyl ether.....	100	N.D.
Chrysene.....	100	N.D.
Dibenz(a,h)anthracene.....	100	N.D.
Dibenzofuran.....	100	N.D.
Di-N-butyl phthalate.....	500	N.D.
1,3-Dichlorobenzene.....	100	N.D.
1,4-Dichlorobenzene.....	100	N.D.
1,2-Dichlorobenzene.....	100	N.D.
3,3-Dichlorobenzidine.....	500	N.D.
2,4-Dichlorophenol.....	100	N.D.
Diethyl phthalate.....	100	N.D.
2,4-Dimethylphenol.....	100	N.D.
Dimethyl phthalate.....	100	N.D.
4,6-Dinitro-2-methylphenol.....	500	N.D.
2,4-Dinitrophenol.....	500	N.D.
2,4-Dinitrotoluene.....	100	N.D.
2,6-Dinitrotoluene.....	100	N.D.



SEQUOIA ANALYTICAL

680 Chesapeake Drive • Redwood City, CA 94063
(415) 364-9600 • FAX (415) 364-9233

Pacific Environmental Group
2025 Gateway Place, Suite 440
San Jose, CA 95110
Attention: Mike Hurd

Client Project ID: 305-94.01/Shell, Castro Valley
Sample Descript: Soil, SP-2(A,B,C,D)comp
Analysis Method: EPA 8270
Lab Number: 3F90620


Sampled: Jun 18, 1993
Received: Jun 21, 1993
Extracted: Jun 22, 1993
Analyzed: Jun 22, 1993
Reported: Jun 25, 1993

SEMI-VOLATILE ORGANICS by GC/MS (EPA 8270)

Analyte	Detection Limit µg/kg	Sample Results µg/kg
Di-N-octyl phthalate.....	100	N.D.
Fluoranthene.....	100	N.D.
Fluorene.....	100	N.D.
Hexachlorobenzene.....	100	N.D.
Hexachlorobutadiene.....	100	N.D.
Hexachlorocyclopentadiene.....	100	N.D.
Hexachloroethane.....	100	N.D.
Indeno(1,2,3-cd)pyrene.....	100	N.D.
Isophorone.....	100	N.D.
2-Methylnaphthalene.....	100	N.D.
2-Methylphenol.....	100	N.D.
4-Methylphenol.....	100	N.D.
Naphthalene.....	100	N.D.
2-Nitroaniline.....	500	N.D.
3-Nitroaniline.....	500	N.D.
4-Nitroaniline.....	500	N.D.
Nitrobenzene.....	100	N.D.
2-Nitrophenol.....	100	N.D.
4-Nitrophenol.....	500	N.D.
N-Nitrosodiphenylamine.....	100	N.D.
N-Nitroso-di-N-propylamine.....	100	N.D.
Pentachlorophenol.....	500	N.D.
Phenanthrene.....	100	N.D.
Phenol.....	100	N.D.
Pyrene.....	100	N.D.
1,2,4-Trichlorobenzene.....	100	N.D.
2,4,5-Trichlorophenol.....	500	N.D.
2,4,6-Trichlorophenol.....	100	N.D.

Analytes reported as N.D. were not present above the stated limit of detection.

SEQUOIA ANALYTICAL


Eileen A. Manning
Project Manager



SEQUOIA ANALYTICAL

680 Chesapeake Drive • Redwood City, CA 94063
(415) 364-9600 • FAX (415) 364-9233

Pacific Environmental Group Client Project ID: 305-94.01/Shell, Castro Valley
2025 Gateway Place, Suite 440 Sample Descript: Soil, SP-3(A,B,D,E)comp
San Jose, CA 95110 Analysis Method: EPA 8270
Attention: Mike Hurd Lab Number: 3F90621

Sampled: Jun 18, 1993
Received: Jun 21, 1993
Extracted: Jun 22, 1993
Analyzed: Jun 23, 1993
Reported: Jun 25, 1993

SEMI-VOLATILE ORGANICS by GC/MS (EPA 8270)

Analyte	Detection Limit µg/kg	Sample Results µg/kg
Acenaphthene.....	100	N.D.
Acenaphthylene.....	100	N.D.
Anthracene.....	100	N.D.
Benzoic Acid.....	500	N.D.
Benzo(a)anthracene.....	100	N.D.
Benzo(b)fluoranthene.....	100	N.D.
Benzo(k)fluoranthene.....	100	N.D.
Benzo(g,h,i)perylene.....	100	N.D.
Benzo(a)pyrene.....	100	N.D.
Benzyl alcohol.....	100	N.D.
Bis(2-chloroethoxy)methane.....	100	N.D.
Bis(2-chloroethyl)ether.....	100	N.D.
Bis(2-chloroisopropyl)ether.....	100	N.D.
Bis(2-ethylhexyl)phthalate.....	500	N.D.
4-Bromophenyl phenyl ether.....	100	N.D.
Butyl benzyl phthalate.....	100	N.D.
4-Chloroaniline.....	100	N.D.
2-Chloronaphthalene.....	100	N.D.
4-Chloro-3-methylphenol.....	100	N.D.
2-Chlorophenol.....	100	N.D.
4-Chlorophenyl phenyl ether.....	100	N.D.
Chrysene.....	100	N.D.
Dibenz(a,h)anthracene.....	100	N.D.
Dibenzofuran.....	100	N.D.
Di-N-butyl phthalate.....	500	N.D.
1,3-Dichlorobenzene.....	100	N.D.
1,4-Dichlorobenzene.....	100	N.D.
1,2-Dichlorobenzene.....	100	N.D.
3,3-Dichlorobenzidine.....	500	N.D.
2,4-Dichlorophenol.....	100	N.D.
Diethyl phthalate.....	100	N.D.
2,4-Dimethylphenol.....	100	N.D.
Dimethyl phthalate.....	100	N.D.
4,6-Dinitro-2-methylphenol.....	500	N.D.
2,4-Dinitrophenol.....	500	N.D.
2,4-Dinitrotoluene.....	100	N.D.
2,6-Dinitrotoluene.....	100	N.D.



SEQUOIA ANALYTICAL

680 Chesapeake Drive • Redwood City, CA 94063
(415) 364-9600 • FAX (415) 364-9233

Pacific Environmental Group
2025 Gateway Place, Suite 440
San Jose, CA 95110
Attention: Mike Hurd

Client Project ID: 305-94.01/Shell, Castro Valley
Sample Descript: Soil, SP-3(A,B,D,E)comp
Analysis Method: EPA 8270
Lab Number: 3F90621

Sampled: Jun 18, 1993
Received: Jun 21, 1993
Extracted: Jun 22, 1993
Analyzed: Jun 23, 1993
Reported: Jun 25, 1993

SEMI-VOLATILE ORGANICS by GC/MS (EPA 8270)

Analyte	Detection Limit µg/kg	Sample Results µg/kg
Di-N-octyl phthalate.....	100	N.D.
Fluoranthene.....	100	N.D.
Fluorene.....	100	N.D.
Hexachlorobenzene.....	100	N.D.
Hexachlorobutadiene.....	100	N.D.
Hexachlorocyclopentadiene.....	100	N.D.
Hexachloroethane.....	100	N.D.
Indeno(1,2,3-cd)pyrene.....	100	N.D.
Isophorone.....	100	N.D.
2-Methylnaphthalene.....	100	N.D.
2-Methylphenol.....	100	N.D.
4-Methylphenol.....	100	N.D.
Naphthalene.....	100	N.D.
2-Nitroaniline.....	500	N.D.
3-Nitroaniline.....	500	N.D.
4-Nitroaniline.....	500	N.D.
Nitrobenzene.....	100	N.D.
2-Nitrophenol.....	100	N.D.
4-Nitrophenol.....	500	N.D.
N-Nitrosodiphenylamine.....	100	N.D.
N-Nitroso-di-N-propylamine.....	100	N.D.
Pentachlorophenol.....	500	N.D.
Phenanthrene.....	100	N.D.
Phenol.....	100	N.D.
Pyrene.....	100	N.D.
1,2,4-Trichlorobenzene.....	100	N.D.
2,4,5-Trichlorophenol.....	500	N.D.
2,4,6-Trichlorophenol.....	100	N.D.

Analytes reported as N.D. were not present above the stated limit of detection.

SEQUOIA ANALYTICAL

Eileen A. Manning
Project Manager



SEQUOIA ANALYTICAL

680 Chesapeake Drive • Redwood City, CA 94063
(415) 364-9600 • FAX (415) 364-9233

Pacific Environmental Group
2025 Gateway Place, Suite 440
San Jose, CA 95110
Attention: Mike Hurd

Client Project ID: 305-94.01/Shell, Castro Valley
Sample Descript: Soil, SP-3(F,G,H,C)comp
Analysis Method: EPA 8240
Lab Number: 3F90619

Sampled: Jun 18, 1993
Received: Jun 21, 1993
Analyzed: Jun 22, 1993
Reported: Jun 25, 1993

VOLATILE ORGANICS by GC/MS (EPA 8240)

Analyte	Detection Limit µg/kg	Sample Results µg/kg
Acetone.....	500	N.D.
Benzene.....	100	N.D.
Bromodichloromethane.....	100	N.D.
Bromoform.....	100	N.D.
Bromomethane.....	100	N.D.
2-Butanone.....	500	N.D.
Carbon disulfide.....	100	N.D.
Carbon tetrachloride.....	100	N.D.
Chlorobenzene.....	100	N.D.
Chloroethane.....	100	N.D.
2-Chloroethyl vinyl ether.....	500	N.D.
Chloroform.....	100	N.D.
Chloromethane.....	100	N.D.
Dibromochloromethane.....	100	N.D.
1,1-Dichloroethane.....	100	N.D.
1,2-Dichloroethane.....	100	N.D.
1,1-Dichloroethene.....	100	N.D.
cis-1,2-Dichloroethene.....	100	N.D.
trans-1,2-Dichloroethene.....	100	N.D.
1,2-Dichloropropane.....	100	N.D.
cis-1,3-Dichloropropene.....	100	N.D.
trans-1,3-Dichloropropene.....	100	N.D.
Ethylbenzene.....	100	N.D.
2-Hexanone.....	500	N.D.
Methylene chloride.....	250	N.D.
4-Methyl-2-pentanone.....	500	N.D.
Styrene.....	100	N.D.
1,1,2,2-Tetrachloroethane.....	100	N.D.
Tetrachloroethene.....	100	N.D.
Toluene.....	100	N.D.
1,1,1-Trichloroethane.....	100	N.D.
1,1,2-Trichloroethane.....	100	N.D.
Trichloroethene.....	100	N.D.
Trichlorofluoromethane.....	100	N.D.
Vinyl acetate.....	100	N.D.
Vinyl chloride.....	100	N.D.
Total Xylenes.....	100	N.D.

Analytes reported as N.D. were not present above the stated limit of detection.

SEQUOIA ANALYTICAL


Eileen A. Manning
Project Manager



SEQUOIA ANALYTICAL

680 Chesapeake Drive • Redwood City, CA 94063
(415) 364-9600 • FAX (415) 364-9233

Pacific Environmental Group
2025 Gateway Place, Suite 440
San Jose, CA 95110
Attention: Mike Hurd

Client Project ID: 305-94.01/Shell, Castro Valley
Sample Descript: Soil, SP-2(A,B,C,D)comp
Analysis Method: EPA 8240
Lab Number: 3F90620

Sampled: Jun 18, 1993
Received: Jun 21, 1993
Analyzed: Jun 22, 1993
Reported: Jun 25, 1993

VOLATILE ORGANICS by GC/MS (EPA 8240)

Analyte	Detection Limit µg/kg	Sample Results µg/kg
Acetone.....	500	N.D.
Benzene.....	100	N.D.
Bromodichloromethane.....	100	N.D.
Bromoform.....	100	N.D.
Bromomethane.....	100	N.D.
2-Butanone.....	500	N.D.
Carbon disulfide.....	100	N.D.
Carbon tetrachloride.....	100	N.D.
Chlorobenzene.....	100	N.D.
Chloroethane.....	100	N.D.
2-Chloroethyl vinyl ether.....	500	N.D.
Chloroform.....	100	N.D.
Chloromethane.....	100	N.D.
Dibromochloromethane.....	100	N.D.
1,1-Dichloroethane.....	100	N.D.
1,2-Dichloroethane.....	100	N.D.
1,1-Dichloroethene.....	100	N.D.
cis-1,2-Dichloroethene.....	100	N.D.
trans-1,2-Dichloroethene.....	100	N.D.
1,2-Dichloropropane.....	100	N.D.
cis-1,3-Dichloropropene.....	100	N.D.
trans-1,3-Dichloropropene.....	100	N.D.
Ethylbenzene.....	100	N.D.
2-Hexanone.....	500	N.D.
Methylene chloride.....	250	N.D.
4-Methyl-2-pentanone.....	500	N.D.
Styrene.....	100	N.D.
1,1,2,2-Tetrachloroethane.....	100	N.D.
Tetrachloroethene.....	100	N.D.
Toluene.....	100	N.D.
1,1,1-Trichloroethane.....	100	N.D.
1,1,2-Trichloroethane.....	100	N.D.
Trichloroethene.....	100	N.D.
Trichlorofluoromethane.....	100	N.D.
Vinyl acetate.....	100	N.D.
Vinyl chloride.....	100	N.D.
Total Xylenes.....	100	N.D.

Analytes reported as N.D. were not present above the stated limit of detection.

SEQUOIA ANALYTICAL

Eileen A. Manning
Project Manager



SEQUOIA ANALYTICAL

680 Chesapeake Drive • Redwood City, CA 94063
(415) 364-9600 • FAX (415) 364-9233

Pacific Environmental Group	Client Project ID: 305-94.01/Shell, Castro Valley	Sampled: Jun 18, 1993
2025 Gateway Place, Suite 440	Sample Descript: Soil, SP-3(A,B,D,E)comp	Received: Jun 21, 1993
San Jose, CA 95110	Analysis Method: EPA 8240	Analyzed: Jun 22, 1993
Attention: Mike Hurd	Lab Number: 3F90621	Reported: Jun 25, 1993

VOLATILE ORGANICS by GC/MS (EPA 8240)

Analyte	Detection Limit µg/kg	Sample Results µg/kg
Acetone.....	500	N.D.
Benzene.....	100	N.D.
Bromodichloromethane.....	100	N.D.
Bromoform.....	100	N.D.
Bromomethane.....	100	N.D.
2-Butanone.....	500	N.D.
Carbon disulfide.....	100	N.D.
Carbon tetrachloride.....	100	N.D.
Chlorobenzene.....	100	N.D.
Chloroethane.....	100	N.D.
2-Chloroethyl vinyl ether.....	500	N.D.
Chloroform.....	100	N.D.
Chloromethane.....	100	N.D.
Dibromochloromethane.....	100	N.D.
1,1-Dichloroethane.....	100	N.D.
1,2-Dichloroethane.....	100	N.D.
1,1-Dichloroethene.....	100	N.D.
cis-1,2-Dichloroethene.....	100	N.D.
trans-1,2-Dichloroethene.....	100	N.D.
1,2-Dichloropropane.....	100	N.D.
cis-1,3-Dichloropropene.....	100	N.D.
trans-1,3-Dichloropropene.....	100	N.D.
Ethylbenzene.....	100	N.D.
2-Hexanone.....	500	N.D.
Methylene chloride.....	250	N.D.
4-Methyl-2-pentanone.....	500	N.D.
Styrene.....	100	N.D.
1,1,2,2-Tetrachloroethane.....	100	N.D.
Tetrachloroethene.....	100	N.D.
Toluene.....	100	N.D.
1,1,1-Trichloroethane.....	100	N.D.
1,1,2-Trichloroethane.....	100	N.D.
Trichloroethene.....	100	N.D.
Trichlorofluoromethane.....	100	N.D.
Vinyl acetate.....	100	N.D.
Vinyl chloride.....	100	N.D.
Total Xylenes.....	100	N.D.

Analytes reported as N.D. were not present above the stated limit of detection.

SEQUOIA ANALYTICAL

Eileen A. Manning
Project Manager



SEQUOIA ANALYTICAL

680 Chesapeake Drive • Redwood City, CA 94063
(415) 364-9600 • FAX (415) 364-9233

Pacific Environmental Group
2025 Gateway Place, Suite 440
San Jose, CA 95110

Client Project ID: 305-94.01/Shell, Castro Valley
Sample Descript: Soil, SP-3(A,B,D,E)comp

Lab Number: 3F90621

Sampled: Jun 18, 1993
Received: Jun 21, 1993
Analyzed: Jun 22-23, 1993
Reported: Jun 25, 1993


Attention: Mike Hurd

CORROSIVITY, IGNITABILITY, AND REACTIVITY

Analyte	Detection Limit	Sample Results
Corrosivity: pH.....	N.A.	7.1
Ignitability: Flashpoint (Shell Open Cup)° C.....	N.A.	Negative
Reactivity: Sulfide, mg/kg.....	13	N.D.
Cyanide, mg/kg.....	0.50	N.D.
Reaction with water.....	N.A.	Negative

Analytes reported as N.D. were not present above the stated limit of detection.

SEQUOIA ANALYTICAL


Eileen A. Manning
Project Manager



SEQUOIA ANALYTICAL

680 Chesapeake Drive • Redwood City, CA 94063
(415) 364-9600 • FAX (415) 364-9233

Pacific Environmental Group
2025 Gateway Place, Suite 440
San Jose, CA 95110

Client Project ID: 305-94.01/Shell, Castro Valley
Sample Descript: Soil, SP-3(F,G,H,C) comp

Sampled: Jun 18, 1993
Received: Jun 21, 1993

Attention: Mike Hurd

Lab Number: 3F90619

Reported: Jun 25, 1993

INORGANIC PERSISTENT AND BIOACCUMULATIVE TOXIC SUBSTANCES

Soluble Threshold Limit Concentration
Waste Extraction Test

Total Threshold Limit Concentration

Analyte	STLC Max. Limit (mg/L)	Detection Limit (mg/L)	Analysis Result (mg/L)	TTL Max. Limit (mg/kg)	Detection Limit (mg/kg)	Analysis Result (mg/kg)
Antimony	15	0.10	N.D.	500	5.0	-
Arsenic	5.0	0.10	N.D.	500	5.0	-
Barium	100	0.10	8.1	10,000	5.0	-
Beryllium	0.75	0.010	0.013	75	0.50	-
Cadmium	1.0	0.010	N.D.	100	0.50	-
Chromium (VI)	5.0	0.0050	-	500	0.050	-
Chromium	560	0.010	0.41	2,500	0.50	-
Cobalt	80	0.050	0.39	8,000	2.5	-
Copper	25	0.010	0.51	2,500	0.50	-
Lead	5.0	0.10	0.29	1,000	5.0	-
Mercury	0.20	0.00020	0.0010	20	0.010	-
Molybdenum	350	0.050	N.D.	3,500	2.5	-
Nickel	20	0.050	0.44	2,000	2.5	-
Selenium	1.0	0.10	N.D.	100	5.0	-
Silver	5.0	0.010	N.D.	500	0.50	-
Thallium	7.0	0.10	N.D.	700	5.0	-
Vanadium	24	0.050	0.74	2,400	2.5	-
Zinc	250	0.010	1.3	5,000	0.50	-
Asbestos	-	10	-	10,000	100	-
Fluoride	180	0.10	-	18,000	1.0	-

TTL results are reported as mg/kg of wet weight. Asbestos results are reported as fibers/g.
Analytes reported as N.D. were not present above the stated limit of detection.

SEQUOIA ANALYTICAL


Eileen A. Manning
Project Manager



SEQUOIA ANALYTICAL

680 Chesapeake Drive • Redwood City, CA 94063
(415) 364-9600 • FAX (415) 364-9233

Pacific Environmental Group
2025 Gateway Place, Suite 440
San Jose, CA 95110

Client Project ID: 305-94.01/Shell, Castro Valley
Sample Descript: Soil, SP-2(A,B,C,D) comp

Sampled: Jun 18, 1993
Received: Jun 21, 1993

Attention: Mike Hurd

Lab Number: 3F90620

Reported: Jun 25, 1993

INORGANIC PERSISTENT AND BIOACCUMULATIVE TOXIC SUBSTANCES


Soluble Threshold Limit Concentration
Waste Extraction Test

Total Threshold Limit Concentration

Analyte	STLC	Detection	Analysis	TTL	Detection	Analysis
	Max. Limit (mg/L)	Limit (mg/L)	Result (mg/L)	Max. Limit (mg/kg)	Limit (mg/kg)	Result (mg/kg)
Antimony	15	0.10	N.D.	500	5.0	-
Arsenic	5.0	0.10	N.D.	500	5.0	-
Barium	100	0.10	8.3	10,000	5.0	-
Beryllium	0.75	0.010	0.019	75	0.50	-
Cadmium	1.0	0.010	N.D.	100	0.50	-
Chromium (VI)	5.0	0.0050	-	500	0.050	-
Chromium	560	0.010	0.54	2,500	0.50	-
Cobalt	80	0.050	0.44	8,000	2.5	-
Copper	25	0.010	0.68	2,500	0.50	-
Lead	5.0	0.10	0.19	1,000	5.0	-
Mercury	0.20	0.00020	0.00093	20	0.010	-
Molybdenum	350	0.050	N.D.	3,500	2.5	-
Nickel	20	0.050	0.95	2,000	2.5	-
Selenium	1.0	0.10	N.D.	100	5.0	-
Silver	5.0	0.010	N.D.	500	0.50	-
Thallium	7.0	0.10	N.D.	700	5.0	-
Vanadium	24	0.050	0.96	2,400	2.5	-
Zinc	250	0.010	1.3	5,000	0.50	-
Asbestos	-	10	-	10,000	100	-
Fluoride	180	0.10	-	18,000	1.0	-

TTL results are reported as mg/kg of wet weight. Asbestos results are reported as fibers/g.
Analytes reported as N.D. were not present above the stated limit of detection.

SEQUOIA ANALYTICAL


Eileen A. Manning
Project Manager



SEQUOIA ANALYTICAL

680 Chesapeake Drive • Redwood City, CA 94063

(415) 364-9600 • FAX (415) 364-9233

Pacific Environmental Group
2025 Gateway Place, Suite 440
San Jose, CA 95110

Client Project ID: 305-94.01/Shell, Castro Valley

Sample Descript: Soil, SP-3(A,B,D,E) comp

Lab Number: 3F90621

Sampled: Jun 18, 1993

Received: Jun 21, 1993

Reported: Jun 25, 1993

Attention: Mike Hurd

INORGANIC PERSISTENT AND BIOACCUMULATIVE TOXIC SUBSTANCES

Soluble Threshold Limit Concentration

Waste Extraction Test

Total Threshold Limit Concentration

Analyte	STLC	Detection	Analysis	TTL	Detection	Analysis
	Max. Limit (mg/L)	Limit (mg/L)	Result (mg/L)	Max. Limit (mg/kg)	Limit (mg/kg)	Result (mg/kg)
Antimony	15	0.10	N.D.	500	5.0	-
Arsenic	5.0	0.10	N.D.	500	5.0	-
Barium	100	0.10	9.0	10,000	5.0	-
Beryllium	0.75	0.010	0.017	75	0.50	-
Cadmium	1.0	0.010	N.D.	100	0.50	-
Chromium (VI)	5.0	0.0050	-	500	0.050	-
Chromium	560	0.010	0.37	2,500	0.50	-
Cobalt	80	0.050	0.46	8,000	2.5	-
Copper	25	0.010	0.43	2,500	0.50	-
Lead	5.0	0.10	0.23	1,000	5.0	-
Mercury	0.20	0.00020	0.00067	20	0.010	-
Molybdenum	350	0.050	N.D.	3,500	2.5	-
Nickel	20	0.050	0.56	2,000	2.5	-
Selenium	1.0	0.10	N.D.	100	5.0	-
Silver	5.0	0.010	N.D.	500	0.50	-
Thallium	7.0	0.10	N.D.	700	5.0	-
Vanadium	24	0.050	0.93	2,400	2.5	-
Zinc	250	0.010	0.93	5,000	0.50	-
Asbestos	-	10	-	10,000	100	-
Fluoride	180	0.10	-	18,000	1.0	-

TTL results are reported as mg/kg of wet weight. Asbestos results are reported as fibers/g.

Analytes reported as N.D. were not present above the stated limit of detection.

SEQUOIA ANALYTICAL

Eileen A. Manning
Project Manager



SEQUOIA ANALYTICAL

680 Chesapeake Drive • Redwood City, CA 94063
(415) 364-9600 • FAX (415) 364-9233

Pacific Environmental Group
2025 Gateway Place, Suite 440
San Jose, CA 95110

Client Project ID: 305-94.01/Shell, Castro Valley
Matrix: Soil

Attention: Mike Hurd

QC Sample Group: 3F90601-21

Reported: Jun 25, 1993

QUALITY CONTROL DATA REPORT

ANALYTE	Diesel
----------------	--------

Method: EPA 8015
Analyst: C. Lee
Conc. Spiked: 15
Units: mg/kg

LCS Batch#: DBLK062193-A

Date Prepared: 6/21/93
Date Analyzed: 6/22/93
Instrument I.D.#: GCHP-5 INJ. B

LCS % Recovery: 67

Control Limits: 50-150

MS/MSD Batch #: D930609615

Date Prepared: 6/21/93
Date Analyzed: 6/22/93
Instrument I.D.#: GCHP-5 INJ. B

Matrix Spike % Recovery: 67

Matrix Spike Duplicate % Recovery: 67

Relative % Difference: 0.0

SEQUOIA ANALYTICAL

Eileen A. Manning
Project Manager

Please Note:
 The LCS is a control sample of known, interferent free matrix that is analyzed using the same reagents, preparation and analytical methods employed for the samples. The LCS % recovery data is used for validation of sample batch results. Due to matrix effects, the QC limits for MS/MSD's are advisory only and are not used to accept or reject batch results.



SEQUOIA ANALYTICAL

680 Chesapeake Drive • Redwood City, CA 94063
(415) 364-9600 • FAX (415) 364-9233

Pacific Environmental Group
2025 Gateway Place, Suite 440
San Jose, CA 95110
Attention: Mike Hurd

Client Project ID: 305-94.01/Shell, Castro Valley
Matrix: Soil

QC Sample Group: 3F90601-21

Reported: Jun 25, 1993

QUALITY CONTROL DATA REPORT

ANALYTE	Benzene	Toluene	Ethyl-Benzene	Xylenes
Method:	EPA 8020	EPA 8020	EPA 8020	EPA 8020
Analyst:	R. Geckler	R. Geckler	R. Geckler	R. Geckler
Conc. Spiked:	0.20	0.20	0.20	0.60
Units:	mg/kg	mg/kg	mg/kg	mg/kg
LCS Batch#:	GBLK062293	GBLK062293	GBLK062293	GBLK062293
Date Prepared:	6/22/93	6/22/93	6/22/93	6/22/93
Date Analyzed:	6/22/93	6/22/93	6/22/93	6/22/93
Instrument I.D.#:	GCHP-18	GCHP-18	GCHP-18	GCHP-18
LCS % Recovery:	100	105	105	103
Control Limits:	60-140	60-140	60-140	60-140

MS/MSD Batch #:	G930679211A	G930679211A	G930679211A	G930679211A
Date Prepared:	6/22/93	6/22/93	6/22/93	6/22/93
Date Analyzed:	6/22/93	6/22/93	6/22/93	6/22/93
Instrument I.D.#:	GCHP-18	GCHP-18	GCHP-18	GCHP-18
Matrix Spike % Recovery:	100	100	100	100
Matrix Spike Duplicate % Recovery:	100	100	100	98
Relative % Difference:	0.0	0.0	0.0	2.0

SEQUOIA ANALYTICAL

Please Note:
The LCS is a control sample of known, interferent free matrix that is analyzed using the same reagents, preparation and analytical methods employed for the samples. The LCS % recovery data is used for validation of sample batch results. Due to matrix effects, the QC limits for MS/MSD's are advisory only and are not used to accept or reject batch results.

Eileen A. Manning
Eileen A. Manning
Project Manager



SEQUOIA ANALYTICAL

680 Chesapeake Drive • Redwood City, CA 94063
(415) 364-9600 • FAX (415) 364-9233

Pacific Environmental Group
2025 Gateway Place, Suite 440
San Jose, CA 95110
Attention: Mike Hurd

Client Project ID: 305-94.01/Shell, Castro Valley
Matrix: Soil

QC Sample Group: 3F90601-08

Reported: Jun 25, 1993

QUALITY CONTROL DATA REPORT

ANALYTE Total Recoverable Petroleum

Hydrocarbons

Method: SM 5520EF

Analyst: M. Shkidt

Conc. Spiked: 1000

Units: mg/kg

LCS Batch#: BLK061793

Date Prepared: 6/17/93

Date Analyzed: 6/17/93

Instrument I.D.#: N.A.

LCS %

Recovery: 77

Control Limits: 70-110

MS/MSD

Batch #: 9306391-5A

Date Prepared: 6/17/93

Date Analyzed: 6/17/93

Instrument I.D.#: N.A.

Matrix Spike

% Recovery: 84

Matrix Spike

Duplicate %

Recovery: 84

Relative %

Difference: 0.0

SEQUOIA ANALYTICAL


Eileen A. Manning
Project Manager

Please Note:
The LCS is a control sample of known, interferent free matrix that is analyzed using the same reagents, preparation and analytical methods employed for the samples. The LCS % recovery data is used for validation of sample batch results. Due to matrix effects, the QC limits for MS/MSD's are advisory only and are not used to accept or reject batch results.



SEQUOIA ANALYTICAL

680 Chesapeake Drive • Redwood City, CA 94063
(415) 364-9600 • FAX (415) 364-9233

Pacific Environmental Group
2025 Gateway Place, Suite 440
San Jose, CA 95110

Client Project ID: 305-94.01/Shell, Castro Valley
Matrix: Soil

Attention: Mike Hurd

QC Sample Group: 3F90609-21

Reported: Jun 25, 1993

QUALITY CONTROL DATA REPORT

ANALYTE	Total Recoverable Petroleum
---------	--------------------------------

Hydrocarbons

Method: SM 5520EF

Analyst: M. Shkidt

Conc. Spiked: 1000

Units: mg/kg

LCS Batch#: BLK062393

Date Prepared: 6/23/93

Date Analyzed: 6/24/93

Instrument I.D.#: N.A.

LCS %

Recovery: 88

Control Limits: 70-110

MS/MSD

Batch #: 9306906-15A

Date Prepared: 6/23/93

Date Analyzed: 6/24/93

Instrument I.D.#: N.A.

Matrix Spike

% Recovery: 79

Matrix Spike

Duplicate %
Recovery: 77


Relative %

Difference: 2.6

SEQUOIA ANALYTICAL

Please Note:

The LCS is a control sample of known, interferent free matrix that is analyzed using the same reagents, preparation and analytical methods employed for the samples. The LCS % recovery data is used for validation of sample batch results. Due to matrix effects, the QC limits for MS/MSD's are advisory only and are not used to accept or reject batch results.


Eileen A. Manning
Project Manager

3F90613.PPP <31 >



SEQUOIA ANALYTICAL

680 Chesapeake Drive • Redwood City, CA 94063

(415) 364-9600 • FAX (415) 364-9233

Pacific Environmental Group
2025 Gateway Place, Suite 440
San Jose, CA 95110

Client Project ID: 305-94.01/Shell, Castro Valley
Matrix: Soil

Attention: Mike Hurd

QC Sample Group: 3F90601-21

Reported: Jun 25, 1993

QUALITY CONTROL DATA REPORT

ANALYTE	Phenol	2-Chlorophenol	1,4-Dichloro-benzene	N-Nitroso-Di-N-propylamine	1,2,4-Trichloro-benzene	4-Chloro-3-Methylphenol
Method:	EPA 8270	EPA 8270	EPA 8270	EPA 8270	EPA 8270	EPA 8270
Analyst:	E. Manuel	E. Manuel	E. Manuel	E. Manuel	E. Manuel	E. Manuel
Conc. Spiked:	100	100	50	50	50	100
Units:	ng	ng	ng	ng	ng	ng
LCS Batch#:	BLK062293	BLK062293	BLK062293	BLK062293	BLK062293	BLK062293
Date Prepared:	6/22/93	6/22/93	6/22/93	6/22/93	6/22/93	6/22/93
Date Analyzed:	6/23/93	6/23/93	6/23/93	6/23/93	6/23/93	6/23/93
Instrument I.D.#:	H5	H5	H5	H5	H5	H5
LCS % Recovery:	76	78	70	84	74	79
Control Limits:	26-90	25-102	28-104	41-126	38-107	26-103

MS/MSD Batch #:	930690601	930690601	930690601	930690601	930690601	930690601
Date Prepared:	6/22/93	6/22/93	6/22/93	6/22/93	6/22/93	6/22/93
Date Analyzed:	6/22/93	6/22/93	6/22/93	6/22/93	6/22/93	6/22/93
Instrument I.D.#:	H5	H5	H5	H5	H5	H5
Matrix Spike % Recovery:	80	77	72	90	72	79
Matrix Spike Duplicate % Recovery:	79	74	70	88	72	75
Relative % Difference:	1.3	4.0	2.8	2.2	0.0	5.2

SEQUOIA ANALYTICAL

Please Note:
 The LCS is a control sample of known, interferent free matrix that is analyzed using the same reagents, preparation and analytical methods employed for the samples. The LCS % recovery data is used for validation of sample batch results. Due to matrix effects, the QC limits for MS/MSD's are advisory only and are not used to accept or reject batch results.

EAM
 Eileen A. Manning
 Project Manager



SEQUOIA ANALYTICAL

680 Chesapeake Drive • Redwood City, CA 94063
(415) 364-9600 • FAX (415) 364-9233

Pacific Environmental Group
2025 Gateway Place, Suite 440
San Jose, CA 95110

Client Project ID: 305-94.01/Shell, Castro Valley
Matrix: Soil

Attention: Mike Hurd

QC Sample Group: 3F90601-21

Reported: Jun 25, 1993

QUALITY CONTROL DATA REPORT

ANALYTE	Acenaphthene	4-Nitrophenol	2,4-Dinitro-toluene	Pentachloro-phenol	Pyrene
Method:	EPA 8270	EPA 8270	EPA 8270	EPA 8270	EPA 8270
Analyst:	E. Manuel	E. Manuel	E. Manuel	E. Manuel	E. Manuel
Conc. Spiked:	50	100	50	100	50
Units:	ng	ng	ng	ng	ng
LCS Batch#:	BLK062293	BLK062293	BLK062293	BLK062293	BLK062293
Date Prepared:	6/22/93	6/22/93	6/22/93	6/22/93	6/22/93
Date Analyzed:	6/23/93	6/23/93	6/23/93	6/23/93	6/23/93
Instrument I.D.#:	H5	H5	H5	H5	H5
LCS % Recovery:	74	71	68	62	74
Control Limits:	31-137	11-114	28-89	17-109	35-142

MS/MSD Batch #:	930690601	930690601	930690601	930690601	930690601
Date Prepared:	6/22/93	6/22/93	6/22/93	6/22/93	6/22/93
Date Analyzed:	6/22/93	6/22/93	6/22/93	6/22/93	6/22/93
Instrument I.D.#:	H5	H5	H5	H5	H5
Matrix Spike % Recovery:	72	71	72	67	88
Matrix Spike Duplicate % Recovery:	74	66	72	69	86
Relative % Difference:	2.7	7.3	0.0	2.9	2.3

SEQUOIA ANALYTICAL

Eileen A. Manning
Project Manager

Please Note:

The LCS is a control sample of known, interferent free matrix that is analyzed using the same reagents, preparation and analytical methods employed for the samples. The LCS % recovery data is used for validation of sample batch results. Due to matrix effects, the QC limits for MS/MSD's are advisory only and are not used to accept or reject batch results.



SEQUOIA ANALYTICAL

680 Chesapeake Drive • Redwood City, CA 94063
(415) 364-9600 • FAX (415) 364-9233

Pacific Environmental Group
2025 Gateway Place, Suite 440
San Jose, CA 95110

Client Project ID: 305-94.01/Shell, Castro Valley
Matrix: Soil

Attention: Mike Hurd

QC Sample Group: 3F90619-21

Reported: Jun 25, 1993

QUALITY CONTROL DATA REPORT

ANALYTE:	1,1-Dichloroethene	Trichloroethene	Benzene	Toluene	Chlorobenzene
Method:	EPA 8240	EPA 8240	EPA 8240	EPA 8240	EPA 8240
Analyst:	M. Williams	M. Williams	M. Williams	M. Williams	M. Williams
Conc. Spiked:	2500	2500	2500	2500	2500
Units:	µg/kg	µg/kg	µg/kg	µg/kg	µg/kg
LCS Batch#:	BLK062293	BLK062293	BLK062293	BLK062293	BLK062293
Date Prepared:	6/22/93	6/22/93	6/22/93	6/22/93	6/22/93
Date Analyzed:	6/22/93	6/22/93	6/22/93	6/22/93	6/22/93
Instrument I.D.#:	F2	F2	F2	F2	F2
LCS % Recovery:	84	92	88	92	88
Control Limits:	59-172	62-137	66-142	59-139	60-133
<hr/>					
MS/MSD Batch #:	930690621	930690621	930690621	930690621	930690621
Date Prepared:	6/22/93	6/22/93	6/22/93	6/22/93	6/22/93
Date Analyzed:	6/22/93	6/22/93	6/22/93	6/22/93	6/22/93
Instrument I.D.#:	F2	F2	F2	F2	F2
Matrix Spike % Recovery:	88	88	84	92	88
Matrix Spike Duplicate % Recovery:	76	84	80	84	84
Relative % Difference:	15	4.7	4.9	9.1	4.7

Please Note:

The LCS is a control sample of known, interferent free matrix that is analyzed using the same reagents, preparation and analytical methods employed for the samples. The LCS % recovery data is used for validation of sample batch results. Due to matrix effects, the QC limits for MS/MSD's are advisory only and are not used to accept or reject batch results.

SEQUOIA ANALYTICAL

EAM
Eileen A. Manning
Project Manager



SEQUOIA ANALYTICAL

680 Chesapeake Drive • Redwood City, CA 94063
(415) 364-9600 • FAX (415) 364-9233

Pacific Environmental Group
2025 Gateway Place, Suite 440
San Jose, CA 95110
Attention: Mike Hurd

Client Project ID: 305-94.01/Shell, Castro Valley
Matrix: Soil

QC Sample Group: 3F90619-21

Reported: Jun 25, 1993

QUALITY CONTROL DATA REPORT

ANALYTE	Sulfide	Cyanide
Method:	EPA 9030	EPA 9010
Analyst:	K. Newberry	A. Savva
Conc. Spiked:	10	3.0
Units:	mg/kg	mg/kg
LCS Batch#:	LCS062393	LCS062393
Date Prepared:	6/23/93	6/23/93
Date Analyzed:	6/23/93	6/23/93
Instrument I.D.#:	N.A.	N.A.
LCS % Recovery:	93	103
Control Limits:	80-120	80-120
MS/MSD Batch #:	9306799-1	9306538-1A
Date Prepared:	6/21/93	6/21/93
Date Analyzed:	6/21/93	6/21/93
Instrument I.D.#:	N.A.	N.A.
Matrix Spike % Recovery:	89	97
Matrix Spike Duplicate % Recovery:	85	99
Relative % Difference:	1.1	2.0

SEQUOIA ANALYTICAL


Eileen A. Manning
Project Manager

Please Note:

The LCS is a control sample of known, interferent free matrix that is analyzed using the same reagents, preparation and analytical methods employed for the samples. The LCS % recovery data is used for validation of sample batch results. Due to matrix effects, the QC limits for MS/MSD's are advisory only and are not used to accept or reject batch results.



SEQUOIA ANALYTICAL

680 Chesapeake Drive • Redwood City, CA 94063
(415) 364-9600 • FAX (415) 364-9233

Pacific Environmental Group
2025 Gateway Place, Suite 440
San Jose, CA 95110

Client Project ID: 305-94.01/Shell, Castro Valley
Matrix: Liquid

Attention: Mike Hurd

QC Sample Group: 3F906019-21

Reported: Jun 25, 1993

QUALITY CONTROL DATA REPORT

ANALYTE	Beryllium	Cadmium	Chromium	Nickel	Nickel	Mercury
---------	-----------	---------	----------	--------	--------	---------

Method:	EPA 200.7	EPA 200.7	EPA 200.7	EPA 200.7	EPA 7521	EPA 245.1
Analyst:	R. Geckler	R. Geckler	R. Geckler	R. Geckler	S. Chin	A. McDonald
Conc. Spiked:	1.0	1.0	1.0	1.0	1.0	0.0020
Units:	mg/L	mg/L	mg/L	mg/L	mg/L	mg/L
LCS Batch#:	BLK062393	BLK062393	BLK062393	BLK062393	BLK062393	BLK062493
Date Prepared:	6/23/93	6/23/93	6/23/93	6/23/93	6/23/93	6/24/93
Date Analyzed:	6/24/93	6/24/93	6/24/93	6/24/93	6/24/93	6/24/93
Instrument I.D.#:	MTJA-2	MTJA-2	MTJA-2	MTJA-2	MV-1	MPE-2
LCS % Recovery:	106	95	99	82	79	109
Control Limits:	75-125	75-125	75-125	75-125	75-125	90-110

MS/MSD						
Batch #:	930699-01A	930699-01A	930699-01A	930699-01A	930699-01A	9306868-1F
Date Prepared:	6/23/93	6/23/93	6/23/93	6/23/93	6/23/93	6/24/93
Date Analyzed:	6/24/93	6/24/93	6/24/93	6/24/93	6/24/93	6/24/93
Instrument I.D.#:	MTJA-2	MTJA-2	MTJA-2	MTJA-2	MV-1	MPE-2
Matrix Spike % Recovery:	107	94	99	104	59	106
Matrix Spike Duplicate % Recovery:	105	93	96	80	58	112
Relative % Difference:	1.9	1.1	3.1	26	1.7	5.7

SEQUOIA ANALYTICAL

Please Note:

The LCS is a control sample of known, interferent free matrix that is analyzed using the same reagents, preparation and analytical methods employed for the samples. The LCS % recovery data is used for validation of sample batch results. Due to matrix effects, the QC limits for MS/MSD's are advisory only and are not used to accept or reject batch results.

Eileen A. Manning
Project Manager



SEQUOIA ANALYTICAL

680 Chesapeake Drive • Redwood City, CA 94063
(415) 364-9600 • FAX (415) 364-9233

Pacific Environmental Group
2025 Gateway Place, Suite 440
San Jose, CA 95110

Client Project ID: 305-94.01/Shell, Castro Valley
Matrix: Liquid

Attention: Mike Hurd

QC Sample Group: 3F90619-21

Reported: Jun 25, 1993

QUALITY CONTROL DATA REPORT

ANALYTE	pH	Ignitability
---------	----	--------------

Method:	EPA 150.1	Open Cup
Analyst:	K. Follett	K.Newberry
Units:	pH units	°C
Date:	6/22/93	6/23/93

Sample #: 9306916 9306906-21

Sample Concentration: 7.0 Negative

Sample Duplicate Concentration: 6.9 Negative

% RPD: 1.4 0.0

Control Limits: 0-30 N.A.

SEQUOIA ANALYTICAL


Eileen A. Manning
Project Manager



SHELL OIL COMPANY 305-94,01
RETAIL ENVIRONMENTAL ENGINEERING - WEST

CHAIN OF CUSTODY RECORD

Serial No: _____

Date: 6-18-93

Page 1 of 4

Site Address:
 2724 Castro Valley Blvd. Castro Valley

WIC#:
 204-1381-0407

Shell Engineer:
 Randy Orlowski
 Phone No.: 714
 520-3395
 Fax #: 520-3469

Consultant Name & Address:
 PACIFIC ENVIRONMENTAL GROUP, INC.
 2025 GATEWAY PLACE, Ste. 440 SAN JOSE, CALIFORNIA 95110

Consultant Contact:
 Mike Hurd
 Phone No.: 408
 441-7500
 Fax #: 441-7539

Comments:

Sampled by: Charles Melancon

Printed Name: Charles Melancon

Analysis Required

TPH (EPA 8015 Mod. Gas)	TPH (EPA 8015 Mod. Diesel)	BTEX (EPA 8020/602)	Volatile Organics (EPA 8240)	Test for Disposal	Combination TPH 8015 & BTEX 8020 GAS	8270	5520 E & F	Asbestos	Container Size	Preparation Used	Composite Y/N
-------------------------	----------------------------	---------------------	------------------------------	-------------------	--------------------------------------	------	------------	----------	----------------	------------------	---------------

LAB: Sequoia

CHECK ONE (1) BOX ONLY	CT/DT	TURN AROUND TIME
G.W. Monitoring <input type="checkbox"/>	4461	24 hours <input type="checkbox"/>
Site Investigation <input checked="" type="checkbox"/>	4441	48 hours <input type="checkbox"/>
Soil Classify/Disposal <input type="checkbox"/>	4442	16 days <input type="checkbox"/> (Normal)
Water Classify/Disposal <input type="checkbox"/>	4443	Other <input checked="" type="checkbox"/> <u>5 day</u>
Soil/Air Rem. or Sys. O & M <input type="checkbox"/>	4452	NOTE: Nolly Lab as soon as possible of 24/48 hrs. TAT.
Water Rem. or Sys. O & M <input type="checkbox"/>	4453	
Other <input type="checkbox"/>		

UST AGENCY: _____

Sample ID	Date	Sludge	Soil	Water	Air	No. of conds.	TPH (EPA 8015 Mod. Gas)	TPH (EPA 8015 Mod. Diesel)	BTEX (EPA 8020/602)	Volatile Organics (EPA 8240)	Test for Disposal	Combination TPH 8015 & BTEX 8020 GAS	8270	5520 E & F	Asbestos	Container Size	Preparation Used	Composite Y/N	MATERIAL DESCRIPTION	SAMPLE CONDITION/ COMMENTS	
EW-2, 4'	6/18/93		X			1		X				X	X	X						Soil	9306906-1A
NW-5, 4'																					-2A
NW-6, 4'																					-3A
NW-7, 4'																					-4A
WW-2, 3'																					-5A
WW-3, 3'																					-6A
WW-4, 3'																					-7A
SW-4, 3'																					-8A

Relinquished By (signature): <i>Charles Melancon</i>	Printed Name: Charles Melancon	Date: 6-18-93 Time: 1800	Received (signature): <i>M. Doden</i>	Printed Name: M. Doden	Date: 6/21/93 Time: 1015
Relinquished By (signature): <i>M. Doden</i>	Printed Name: M. Doden	Date: 6/21/93 Time: 1050	Received (signature): <i>Lisa Stenstrom</i>	Printed Name: Lisa Stenstrom	Date: 6-21-93 Time: 1050
Relinquished By (signature): <i>Lisa Stenstrom</i>	Printed Name: Lisa Stenstrom	Date: 6-21-93 Time: 1155	Received (signature):	Printed Name:	Date: Time:

THE LABORATORY MUST PROVIDE A COPY OF THIS CHAIN-OF-CUSTODY WITH INVOICE AND RESULTS



SHELL OIL COMPANY 305-94.01
RETAIL ENVIRONMENTAL ENGINEERING - WEST

CHAIN OF CUSTODY RECORD

Serial No: _____

Date: 6-18-93

Page 2 of 4

Site Address: 2724 Castro Valley Blvd, Castro Valley

WIC#: 204-1381-0407

Shell Engineer: Randy Orlovski
 Phone No.: 714 520-3395
 Fax #: 520-3489

Consultant Name & Address:
 PACIFIC ENVIRONMENTAL GROUP, INC.
 2025 GATEWAY PLACE, Ste. 440 SAN JOSE, CALIFORNIA 95110

Consultant Contact: Mike Hurd
 Phone No.: 408 441-7500
 Fax #: 441-7539

Comments:

Sampled by: Charles Melancon

Printed Name: Charles Melancon

Analysis Required

TPH (EPA 8015 Mod. Gas)	TPH (EPA 8015 Mod. Diesel)	BTEX (EPA 8020/602)	Volatile Organics (EPA 8240)	Test for Disposal	Combination TPH 8015 & BTEX 8020 GAS	8220	5520 ERF	Asbestos	Container Size	Preparation Used	Composite Y/N
						X	X	X			

LAB: Sequoia

CHECK ONE (1) BOX ONLY	CT/DT	TURN AROUND TIME
G.W. Monitoring <input type="checkbox"/>	4461	24 hours <input type="checkbox"/>
Site Investigation <input checked="" type="checkbox"/>	4441	48 hours <input type="checkbox"/>
Soil Classify/Disposal <input type="checkbox"/>	4442	15 days <input type="checkbox"/> (Normal)
Water Classify/Disposal <input type="checkbox"/>	4443	Other: <input checked="" type="checkbox"/> 5 day
Soil/Air Rem. of Sys. O & M <input type="checkbox"/>	4452	
Water Rem. of Sys. O & M <input type="checkbox"/>	4453	
Other <input type="checkbox"/>		

NOTE: Holly Lab as soon as Possible of 24/48 hrs. TAT.

UST AGENCY:

Sample ID	Date	Sludge	Soil	Water	Air	No. of conds.	TPH (EPA 8015 Mod. Gas)	TPH (EPA 8015 Mod. Diesel)	BTEX (EPA 8020/602)	Volatile Organics (EPA 8240)	Test for Disposal	Combination TPH 8015 & BTEX 8020 GAS	8220	5520 ERF	Asbestos	Container Size	Preparation Used	Composite Y/N	MATERIAL DESCRIPTION	SAMPLE CONDITION/ COMMENTS	
EF-2, 9'	6/18/93		X			1	X					X	X	X						Soil	9306906-9A
EF-3, 8'																					-10A
EF-4, 9'																					-11A
EF-5, 9'																					-12A
EF-6, 8'																					-13A
EF-7, 8'																					-14A
NW-1A, 5'																					-15A

Relinquished By (signature): Charles Melancon	Printed Name: Charles Melancon	Date: 6-18-93	Time: 1800	Received (signature): M. Doden	Printed Name: M. Doden	Date: 6/21/93	Time: 10:15
Relinquished By (signature): M. Doden	Printed Name: M. Doden	Date: 6/21/93	Time: 10:45	Received (signature): Lisa Stenstrom	Printed Name: Lisa Stenstrom	Date: 6-21-93	Time: 1045
Relinquished By (signature): Lisa Stenstrom	Printed Name: Lisa Stenstrom	Date: 6-21-93	Time: 155	Received (signature):	Printed Name:	Date:	Time:

THE LABORATORY MUST PROVIDE A COPY OF THIS CHAIN-OF-CUSTODY WITH INVOICE AND RESULTS



SHELL OIL COMPANY 305-9401
RETAIL ENVIRONMENTAL ENGINEERING - WEST

CHAIN OF CUSTODY RECORD

Serial No: _____

Date: 6-18-93

Page 3 of 4

Site Address: 2724 Castro Valley Blvd., Castro Valley

WIC#: 204-1381-0407

Shell Engineer: Randy Orlovski
 Phone No.: 714-520-3396
 Fax #: 520-3468

Consultant Name & Address: PACIFIC ENVIRONMENTAL GROUP, INC.
 2025 GATEWAY PLACE, Ste. 440 SAN JOSE, CALIFORNIA 95110

Consultant Contact: Mike Hurd
 Phone No.: 408-441-7500
 Fax #: 441-7539

Comments:

Sampled by: Charles Melancon

Printed Name: Charles Melancon

Analysis Required

TPH (EPA 8015 Mod. Gas)	TPH (EPA 8015 Mod. Diesel)	TPH (EPA 8015 Mod. Diesel)	STLCCAM 17	Volatiles Organics (EPA 8240)	STLCP6	Combination TPH 8015 & BTEX 8020 GAS	8270	5520 ERF	Asbestos RCI	Container Size	Preparation Used	Composite Y/N
-------------------------	----------------------------	---------------------------------------	------------	-------------------------------	--------	--------------------------------------	------	----------	--------------	----------------	------------------	---------------

LAB: Sequoia

CHECK ONE (1) BOX ONLY	CT/DT	TURN AROUND TIME
G.W. Monitoring <input type="checkbox"/>	4461	24 hours <input type="checkbox"/>
Site Investigation <input checked="" type="checkbox"/>	4441	48 hours <input type="checkbox"/>
Soil Classify/Disposal <input checked="" type="checkbox"/>		15 days <input type="checkbox"/> (Normal)
Water Classify/Disposal <input type="checkbox"/>	4443	Other <input checked="" type="checkbox"/> 5 day
Soil/Air Rem. or Sys. O & M <input type="checkbox"/>	4452	
Water Rem. or Sys. O & M <input type="checkbox"/>	4453	
Other <input type="checkbox"/>		

NOTE: Notify Lab as soon as Possible of 24/48 hrs. TAT.

UST AGENCY: _____

Sample ID	Date	Sludge	Soil	Water	Air	No. of conds.	TPH (EPA 8015 Mod. Gas)	TPH (EPA 8015 Mod. Diesel)	TPH (EPA 8015 Mod. Diesel)	Volatiles Organics (EPA 8240)	TPH 8015 & BTEX 8020 GAS	8270	5520 ERF	Asbestos	Container Size	Preparation Used	Composite Y/N	MATERIAL DESCRIPTION	SAMPLE CONDITION/ COMMENTS
T1, 3'	6/18/93		X			1		X			X	X	X					Soil	9306906-16A
T2, 3'	↓		↓			1		↓			↓	↓	↓					↓	-17A
T3, 4'	↓		↓			1		↓			↓	↓	↓					↓	-18A
SP-3F										X	X	X	X	X			Y	Soil/spoils	19A
SP-3G																	X	↓	19B
SP-3H																	Y	↓	19C
SP-3E																	Y	↓	19A


Relinquished By (signature): Charles Melancon	Printed Name: Charles Melancon	Date: 6-18-93 Time: 1800	Received (signature): M. Doden	Printed Name: M. Doden	Date: 6/21/93 Time: 1015
Relinquished By (signature): M. Doden	Printed Name: M. Doden	Date: 6/21/93 Time: 1045	Received (signature): Lisa Steuström	Printed Name: Lisa Steuström	Date: 6-21-93 Time: 1045
Relinquished By (signature): Lisa Steuström	Printed Name: Lisa Steuström	Date: 6-21-93 Time: 1156	Received (signature):	Printed Name:	Date: Time:

THE LABORATORY MUST PROVIDE A COPY OF THIS CHAIN-OF-CUSTODY WITH INVOICE AND RESULTS



SEQUOIA ANALYTICAL

680 Chesapeake Drive • Redwood City, CA 94063
(415) 364-9600 • FAX (415) 364-9233



Pacific Environmental Group
2025 Gateway Place, Suite 440
San Jose, CA 95110
Attention: Mike Hurd

Project: 305-94.01/Shell, Castro Valley

Enclosed are the results from 1 soil sample received at Sequoia Analytical on June 30, 1993. The requested analyses are listed below:

SAMPLE #	SAMPLE DESCRIPTION	DATE OF COLLECTION	TEST METHOD
3FE7701	Soil, SP-4A to 4D comp	6/30/93	STLC Metals Reactivity, Corrosivity, & Ignitability EPA 5030/8015 EPA 8240 EPA 8270 SM 5520 E&F (Gravimetric)

Please contact me if you have any questions. In the meantime, thank you for the opportunity to work with you on this project.

Very truly yours,

SEQUOIA ANALYTICAL


Eileen A. Manning
Project Manager



SEQUOIA ANALYTICAL

680 Chesapeake Drive • Redwood City, CA 94063
(415) 364-9600 • FAX (415) 364-9233

Pacific Environmental Group
2025 Gateway Place, Suite 440
San Jose, CA 95110
Attention: Mike Hurd

Client Project ID: 305-94.01/Shell, Castro Valley
Sample Matrix: Soil
Analysis Method: EPA 5030/8015
First Sample #: 3FE7701

Sampled: Jun 30, 1993
Received: Jun 30, 1993
Reported: Jul 8, 1993

TOTAL PURGEABLE PETROLEUM HYDROCARBONS

Analyte	Reporting Limit mg/kg	Sample I.D. 3FE7701 SP-4A to 4D comp
Purgeable Hydrocarbons	1.0	N.D.

Chromatogram Pattern: --

Quality Control Data

Report Limit	
Multiplication Factor:	1.0
Date Analyzed:	7/5/93
Instrument Identification:	GCHP-2
Surrogate Recovery: (QC Limits = 70-130%)	98

Purgeable Hydrocarbons are quantitated against a fresh gasoline standard.
Analytes reported as N.D. were not detected above the stated reporting limit.

SEQUOIA ANALYTICAL


Eileen A. Manning
Project Manager



SEQUOIA ANALYTICAL

680 Chesapeake Drive • Redwood City, CA 94063
(415) 364-9600 • FAX (415) 364-9233

Pacific Environmental Group
2025 Gateway Place, Suite 440
San Jose, CA 95110
Attention: Mike Hurd

Client Project ID: 305-94.01/Shell, Castro Valley
Sample Descript: Soil, SP-4A to 4D comp
Analysis Method: EPA 8240
Lab Number: 3FE7701

Sampled: Jun 30, 1993
Received: Jun 30, 1993
Analyzed: Jul 2, 1993
Reported: Jul 8, 1993

VOLATILE ORGANICS by GC/MS (EPA 8240)

Analyte	Detection Limit µg/kg	Sample Results µg/kg
Acetone.....	500	N.D.
Benzene.....	100	N.D.
Bromodichloromethane.....	100	N.D.
Bromoform.....	100	N.D.
Bromomethane.....	100	N.D.
2-Butanone.....	500	N.D.
Carbon disulfide.....	100	N.D.
Carbon tetrachloride.....	100	N.D.
Chlorobenzene.....	100	N.D.
Chloroethane.....	100	N.D.
2-Chloroethyl vinyl ether.....	500	N.D.
Chloroform.....	100	N.D.
Chloromethane.....	100	N.D.
Dibromochloromethane.....	100	N.D.
1,1-Dichloroethane.....	100	N.D.
1,2-Dichloroethane.....	100	N.D.
1,1-Dichloroethene.....	100	N.D.
cis-1,2-Dichloroethene.....	100	N.D.
trans-1,2-Dichloroethene.....	100	N.D.
1,2-Dichloropropane.....	100	N.D.
cis-1,3-Dichloropropene.....	100	N.D.
trans-1,3-Dichloropropene.....	100	N.D.
Ethylbenzene.....	100	N.D.
2-Hexanone.....	500	N.D.
Methylene chloride.....	250	N.D.
4-Methyl-2-pentanone.....	500	N.D.
Styrene.....	100	N.D.
1,1,2,2-Tetrachloroethane.....	100	N.D.
Tetrachloroethene.....	100	N.D.
Toluene.....	100	N.D.
1,1,1-Trichloroethane.....	100	N.D.
1,1,2-Trichloroethane.....	100	N.D.
Trichloroethene.....	100	N.D.
Trichlorofluoromethane.....	100	N.D.
Vinyl acetate.....	100	N.D.
Vinyl chloride.....	100	N.D.
Total Xylenes.....	100	N.D.

Analytes reported as N.D. were not present above the stated limit of detection.

SEQUOIA ANALYTICAL


Eileen A. Manning
Project Manager



SEQUOIA ANALYTICAL

680 Chesapeake Drive • Redwood City, CA 94063
(415) 364-9600 • FAX (415) 364-9233

Pacific Environmental Group
2025 Gateway Place, Suite 440
San Jose, CA 95110
Attention: Mike Hurd

Client Project ID: 305-94.01/Shell, Castro Valley
Sample Descript: Soil, SP-4A to 4D comp
Analysis Method: EPA 8270
Lab Number: 3FE7701

Sampled: Jun 30, 1993
Received: Jun 30, 1993
Extracted: Jul 2, 1993
Analyzed: Jul 2, 1993
Reported: Jul 8, 1993

SEMI-VOLATILE ORGANICS by GC/MS (EPA 8270)

Analyte	Detection Limit µg/kg	Sample Results µg/kg
Acenaphthene.....	100	N.D.
Acenaphthylene.....	100	N.D.
Aniline.....	100	N.D.
Anthracene.....	100	N.D.
Benzidine.....	2,500	N.D.
Benzoic Acid.....	500	N.D.
Benzo(a)anthracene.....	100	N.D.
Benzo(b)fluoranthene.....	100	N.D.
Benzo(k)fluoranthene.....	100	N.D.
Benzo(g,h,i)perylene.....	100	N.D.
Benzo(a)pyrene.....	100	N.D.
Benzyl alcohol.....	100	N.D.
Bis(2-chloroethoxy)methane.....	100	N.D.
Bis(2-chloroethyl)ether.....	100	N.D.
Bis(2-chloroisopropyl)ether.....	100	N.D.
Bis(2-ethylhexyl)phthalate.....	500	N.D.
4-Bromophenyl phenyl ether.....	100	N.D.
Butyl benzyl phthalate.....	100	N.D.
4-Chloroaniline.....	100	N.D.
2-Chloronaphthalene.....	100	N.D.
4-Chloro-3-methylphenol.....	100	N.D.
2-Chlorophenol.....	100	N.D.
4-Chlorophenyl phenyl ether.....	100	N.D.
Chrysene.....	100	N.D.
Dibenz(a,h)anthracene.....	100	N.D.
Dibenzofuran.....	100	N.D.
Di-N-butyl phthalate.....	500	N.D.
1,3-Dichlorobenzene.....	100	N.D.
1,4-Dichlorobenzene.....	100	N.D.
1,2-Dichlorobenzene.....	100	N.D.
3,3-Dichlorobenzidine.....	500	N.D.
2,4-Dichlorophenol.....	100	N.D.
Diethyl phthalate.....	100	N.D.
2,4-Dimethylphenol.....	100	N.D.
Dimethyl phthalate.....	100	N.D.
4,6-Dinitro-2-methylphenol.....	500	N.D.
2,4-Dinitrophenol.....	500	N.D.



SEQUOIA ANALYTICAL

680 Chesapeake Drive • Redwood City, CA 94063
(415) 364-9600 • FAX (415) 364-9233

Pacific Environmental Group
2025 Gateway Place, Suite 440
San Jose, CA 95110
Attention: Mike Hurd

Client Project ID: 305-94.01/Shell, Castro Valley
Sample Descript: Soil, SP-4A to 4D comp
Analysis Method: EPA 8270
Lab Number: 3FE7701

Sampled: Jun 30, 1993
Received: Jun 30, 1993
Extracted: Jul 2, 1993
Analyzed: Jul 2, 1993
Reported: Jul 8, 1993

SEMI-VOLATILE ORGANICS by GC/MS (EPA 8270)

Analyte	Detection Limit µg/kg	Sample Results µg/kg
2,4-Dinitrotoluene.....	100	N.D.
2,6-Dinitrotoluene.....	100	N.D.
Di-N-octyl phthalate.....	100	N.D.
Fluoranthene.....	100	N.D.
Fluorene.....	100	N.D.
Hexachlorobenzene.....	100	N.D.
Hexachlorobutadiene.....	100	N.D.
Hexachlorocyclopentadiene.....	100	N.D.
Hexachloroethane.....	100	N.D.
Indeno(1,2,3-cd)pyrene.....	100	N.D.
Isophorone.....	100	N.D.
2-Methylnaphthalene.....	100	N.D.
2-Methylphenol.....	100	N.D.
4-Methylphenol.....	100	N.D.
Naphthalene.....	100	N.D.
2-Nitroaniline.....	500	N.D.
3-Nitroaniline.....	500	N.D.
4-Nitroaniline.....	500	N.D.
Nitrobenzene.....	100	N.D.
2-Nitrophenol.....	100	N.D.
4-Nitrophenol.....	500	N.D.
N-Nitrosodiphenylamine.....	100	N.D.
N-Nitroso-di-N-propylamine.....	100	N.D.
Pentachlorophenol.....	500	N.D.
Phenanthrene.....	100	N.D.
Phenol.....	100	N.D.
Pyrene.....	100	N.D.
1,2,4-Trichlorobenzene.....	100	N.D.
2,4,5-Trichlorophenol.....	500	N.D.
2,4,6-Trichlorophenol.....	100	N.D.

Analytes reported as N.D. were not present above the stated limit of detection.

SEQUOIA ANALYTICAL


Eileen A. Manning
Project Manager



SEQUOIA ANALYTICAL

680 Chesapeake Drive • Redwood City, CA 94063
(415) 364-9600 • FAX (415) 364-9233

Pacific Environmental Group
2025 Gateway Place, Suite 440
San Jose, CA 95110
Attention: Mike Hurd

Client Project ID: 305-94.01/Shell, Castro Valley
Matrix Descript: Soil
Analysis Method: SM 5520 E&F (Gravimetric)
First Sample #: 3FE7701

Sampled: Jun 30, 1993
Received: Jun 30, 1993
Extracted: Jul 1, 1993
Analyzed: Jul 2, 1993
Reported: Jul 8, 1993

TOTAL RECOVERABLE PETROLEUM OIL

Sample Number	Sample Description	Oil & Grease mg/kg
3FE7701	SP-4A to 4D comp	140

Detection Limits:

50

Analytes reported as N.D. were not present above the stated limit of detection.

SEQUOIA ANALYTICAL


Eileen A. Manning
Project Manager

3FE7701.PPP <5>



SEQUOIA ANALYTICAL

680 Chesapeake Drive • Redwood City, CA 94063
(415) 364-9600 • FAX (415) 364-9233

Pacific Environmental Group	Client Project ID: 305-94.01/Shell, Castro Valley	Sampled: Jun 30, 1993
2025 Gateway Place, Suite 440	Sample Descript: Soil, SP-4A to 4D comp	Received: Jun 30, 1993
San Jose, CA 95110	Lab Number: 3FE7701	Analyzed: Jul 1-2, 1993
Attention: Mike Hurd		Reported: Jul 8, 1993

CORROSIVITY, IGNITABILITY, AND REACTIVITY

Analyte	Detection Limit	Sample Results
Corrosivity:		
pH.....	N.A.	6.6
Ignitability:		
Flashpoint (Shell Open Cup).....	N.A.	Negative
Reactivity:		
Sulfide, mg/kg.....	13	N.D.
Cyanide, mg/kg.....	0.50	N.D.
Reaction with water.....	N.A.	Negative

Analytes reported as N.D. were not present above the stated limit of detection.

SEQUOIA ANALYTICAL



Eileen A. Manning
Project Manager



SEQUOIA ANALYTICAL

680 Chesapeake Drive • Redwood City, CA 94063
(415) 364-9600 • FAX (415) 364-9233

Pacific Environmental Group
2025 Gateway Place, Suite 440
San Jose, CA 95110
Attention: Mike Hurd

Client Project ID: 305-94.01/Shell, Castro Valley
Sample Descript: Soil, SP-4A to 4D comp
Lab Number: 3FE7701

Sampled: Jun 30, 1993
Received: Jun 30, 1993
Extracted: Jul 6, 1993
Reported: Jul 8, 1993

INORGANIC PERSISTENT AND BIOACCUMULATIVE TOXIC SUBSTANCES

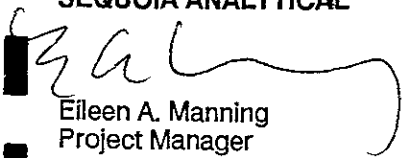
Soluble Threshold Limit Concentration
Waste Extraction Test

Total Threshold Limit Concentration

Analyte	STLC Max. Limit (mg/L)	Detection Limit (mg/L)	Analysis Result (mg/L)	TTL Max. Limit (mg/kg)	Detection Limit (mg/kg)	Analysis Result (mg/kg)
Antimony	15	0.10	0.14	500	5.0	-
Arsenic	5.0	0.10	N.D.	500	5.0	-
Barium	100	0.10	8.3	10,000	5.0	-
Beryllium	0.75	0.010	0.023	75	0.50	-
Cadmium	1.0	0.010	N.D.	100	0.50	-
Chromium (VI)	5.0	0.0050	-	500	0.050	-
Chromium	560	0.010	0.30	2,500	0.50	-
Cobalt	80	0.050	0.66	8,000	2.5	-
Copper	25	0.010	0.21	2,500	0.50	-
Lead	5.0	0.10	0.27	1,000	5.0	-
Mercury	0.20	0.00020	N.D.	20	0.010	-
Molybdenum	350	0.050	N.D.	3,500	2.5	-
Nickel	20	0.050	1.0	2,000	2.5	-
Selenium	1.0	0.050	N.D.	100	5.0	-
Silver	5.0	0.010	N.D.	500	0.50	-
Thallium	7.0	0.10	N.D.	700	5.0	-
Vanadium	24	0.050	0.70	2,400	2.5	-
Zinc	250	0.010	1.7	5,000	0.50	-
Asbestos	-	10	-	10,000	100	-
Fluoride	180	0.10	-	18,000	1.0	-

TTL results are reported as mg/kg of wet weight. Asbestos results are reported as fibers/g.
Analytes reported as N.D. were not present above the stated limit of detection.

SEQUOIA ANALYTICAL


Eileen A. Manning
Project Manager



SEQUOIA ANALYTICAL

680 Chesapeake Drive • Redwood City, CA 94063
(415) 364-9600 • FAX (415) 364-9233

Pacific Environmental Group
2025 Gateway Place, Suite 440
San Jose, CA 95110
Attention: Mike Hurd

Client Project ID: 305-94.01/Shell, Castro Valley
Matrix: Soil

QC Sample Group: 3FE7701

Reported: Jul 8, 1993

QUALITY CONTROL DATA REPORT

ANALYTE	Benzene	Toluene	Ethyl-Benzene	Xylenes
Method:	EPA 8020	EPA 8020	EPA 8020	EPA 8020
Analyst:	E. Cunanan	E. Cunanan	E. Cunanan	E. Cunanan
Conc. Spiked:	0.20	0.20	0.20	0.60
Units:	mg/kg	mg/kg	mg/kg	mg/kg
LCS Batch#:	GBLK070293	GBLK070293	GBLK070293	GBLK070293
Date Prepared:	7/2/93	7/2/93	7/2/93	7/2/93
Date Analyzed:	7/5/93	7/5/93	7/5/93	7/5/93
Instrument I.D.#:	GCHP-3	GCHP-3	GCHP-3	GCHP-3
LCS % Recovery:	90	95	100	97
Control Limits:	60-140	60-140	60-140	60-140

MS/MSD				
Batch #:	3FE5712	3FE5712	3FE5712	3FE5712
Date Prepared:	7/2/93	7/2/93	7/2/93	7/2/93
Date Analyzed:	7/2/93	7/2/93	7/2/93	7/2/93
Instrument I.D.#:	GCHP-18	GCHP-18	GCHP-18	GCHP-18
Matrix Spike % Recovery:	80	80	90	90
Matrix Spike Duplicate % Recovery:	80	85	90	92
Relative % Difference:	0.0	6.1	0.0	2.2

SEQUOIA ANALYTICAL

Eileen A. Manning
Project Manager

Please Note:

The LCS is a control sample of known, interferent free matrix that is analyzed using the same reagents, preparation and analytical methods employed for the samples. The LCS % recovery data is used for validation of sample batch results. Due to matrix effects, the QC limits for MS/MSD's are advisory only and are not used to accept or reject batch results.



SEQUOIA ANALYTICAL

680 Chesapeake Drive • Redwood City, CA 94063
(415) 364-9600 • FAX (415) 364-9233

Pacific Environmental Group
2025 Gateway Place, Suite 440
San Jose, CA 95110

Client Project ID: 305-94.01/Shell, Castro Valley
Matrix: Soil

Attention: Mike Hurd

QC Sample Group: 3FE7701

Reported: Jul 8, 1993

QUALITY CONTROL DATA REPORT

ANALYTE:	1,1-Dichloro-ethene	Trichloroethene	Benzene	Toluene	Chloro-benzene
Method:	EPA 8240	EPA 8240	EPA 8240	EPA 8240	EPA 8240
Analyst:	S. Hoffmann	S. Hoffmann	S. Hoffmann	S. Hoffmann	S. Hoffmann
Conc. Spiked:	2500	2500	2500	2500	2500
Units:	µg/kg	µg/kg	µg/kg	µg/kg	µg/kg
LCS Batch#:	BLK062893	BLK062893	BLK062893	BLK062893	BLK062893
Date Prepared:	6/28/93	6/28/93	6/28/93	6/28/93	6/28/93
Date Analyzed:	6/28/93	6/28/93	6/28/93	6/28/93	6/28/93
Instrument I.D.#:	F3	F3	F3	F3	F3
LCS % Recovery:	96	96	96	96	100
Control Limits:	59-172	62-137	66-142	59-139	60-133
<hr/>					
MS/MSD Batch #:	3FB2314	3FB2314	3FB2314	3FB2314	3FB2314
Date Prepared:	6/28/93	6/28/93	6/28/93	6/28/93	6/28/93
Date Analyzed:	6/28/93	6/28/93	6/28/93	6/28/93	6/28/93
Instrument I.D.#:	F3	F3	F3	F3	F3
Matrix Spike % Recovery:	104	116	108	116	112
Matrix Spike Duplicate % Recovery:	96	84	84	104	104
Relative % Difference:	8.0	32	25	11	7.4

Please Note:

The LCS is a control sample of known, interferent free matrix that is analyzed using the same reagents, preparation and analytical methods employed for the samples. The LCS % recovery data is used for validation of sample batch results. Due to matrix effects, the QC limits for MS/MSD's are advisory only and are not used to accept or reject batch results.

SEQUOIA ANALYTICAL

Eileen A. Manning
Eileen A. Manning
Project Manager



SEQUOIA ANALYTICAL

680 Chesapeake Drive • Redwood City, CA 94063
(415) 364-9600 • FAX (415) 364-9233

Pacific Environmental Group
2025 Gateway Place, Suite 440
San Jose, CA 95110
Attention: Mike Hurd

Client Project ID: 305-94.01/Shell, Castro Valley
Matrix: Soil

QC Sample Group: 3FE7701

Reported: Jul 8, 1993

QUALITY CONTROL DATA REPORT

ANALYTE	Phenol	2-Chlorophenol	1,4-Dichloro-benzene	N-Nitroso-Di-N-propylamine	1,2,4-Trichloro-benzene	4-Chloro-3-Methylphenol
Method:	EPA 8270	EPA 8270	EPA 8270	EPA 8270	EPA 8270	EPA 8270
Analyst:	E. Manuel	E. Manuel	E. Manuel	E. Manuel	E. Manuel	E. Manuel
Conc. Spiked:	100	100	50	50	50	100
Units:	ng	ng	ng	ng	ng	ng
LCS Batch#:	BLK062993	BLK062993	BLK062993	BLK062993	BLK062993	BLK062993
Date Prepared:	6/29/93	6/29/93	6/29/93	6/29/93	6/29/93	6/29/93
Date Analyzed:	6/30/93	6/30/93	6/30/93	6/30/93	6/30/93	6/30/93
Instrument I.D.#:	F4	F4	F4	F4	F4	F4
LCS % Recovery:	84	88	78	94	94	101
Control Limits:	26-90	25-102	28-104	41-126	38-107	26-103

MS/MSD Batch #:	3FB2315	3FB2315	3FB2315	3FB2315	3FB2315	3FB2315
Date Prepared:	6/29/93	6/29/93	6/29/93	6/29/93	6/29/93	6/29/93
Date Analyzed:	6/30/93	6/30/93	6/30/93	6/30/93	6/30/93	6/30/93
Instrument I.D.#:	F4	F4	F4	F4	F4	F4
Matrix Spike % Recovery:	88	90	76	94	90	111
Matrix Spike Duplicate % Recovery:	78	85	70	86	84	91
Relative % Difference:	12	5.7	8.2	8.9	6.9	20

SEQUOIA ANALYTICAL

Eileen A. Manning
Project Manager

Please Note:

The LCS is a control sample of known, interferent free matrix that is analyzed using the same reagents, preparation and analytical methods employed for the samples. The LCS % recovery data is used for validation of sample batch results. Due to matrix effects, the QC limits for MS/MSD's are advisory only and are not used to accept or reject batch results.



SEQUOIA ANALYTICAL

680 Chesapeake Drive • Redwood City, CA 94063
(415) 364-9600 • FAX (415) 364-9233

Pacific Environmental Group
2025 Gateway Place, Suite 440
San Jose, CA 95110
Attention: Mike Hurd

Client Project ID: 305-94.01/Shell, Castro Valley
Matrix: Soil

QC Sample Group: 3FE7701

Reported: Jul 8, 1993

QUALITY CONTROL DATA REPORT

ANALYTE	Acenaphthene	4-Nitrophenol	2,4-Dinitro-toluene	Pentachloro-phenol	Pyrene
---------	--------------	---------------	---------------------	--------------------	--------

Method:	EPA 8270	EPA 8270	EPA 8270	EPA 8270	EPA 8270
Analyst:	E. Manuel	E. Manuel	E. Manuel	E. Manuel	E. Manuel
Conc. Spiked:	50	100	50	100	50
Units:	ng	ng	ng	ng	ng
LCS Batch#:	BLK062993	BLK062993	BLK062993	BLK062993	BLK062993
Date Prepared:	6/29/93	6/29/93	6/29/93	6/29/93	6/29/93
Date Analyzed:	6/30/93	6/30/93	6/30/93	6/30/93	6/30/93
Instrument I.D.#:	F4	F4	F4	F4	F4
LCS % Recovery:	84	110	88	71	116
Control Limits:	31-137	11-114	28-89	17-109	35-142

MS/MSD Batch #:	3FB2315	3FB2315	3FB2315	3FB2315	3FB2315
Date Prepared:	6/29/93	6/29/93	6/29/93	6/29/93	6/29/93
Date Analyzed:	6/30/93	6/30/93	6/30/93	6/30/93	6/30/93
Instrument I.D.#:	F4	F4	F4	F4	F4
Matrix Spike % Recovery:	82	120	82	88	112
Matrix Spike Duplicate % Recovery:	72	96	70	83	100
Relative % Difference:	13	22	16	5.8	11

Please Note:

The LCS is a control sample of known, interferent free matrix that is analyzed using the same reagents, preparation and analytical methods employed for the samples. The LCS % recovery data is used for validation of sample batch results. Due to matrix effects, the QC limits for MS/MSD's are advisory only and are not used to accept or reject batch results.

SEQUOIA ANALYTICAL


Eileen A. Manning
Project Manager



SEQUOIA ANALYTICAL

680 Chesapeake Drive • Redwood City, CA 94063
(415) 364-9600 • FAX (415) 364-9233

Pacific Environmental Group
2025 Gateway Place, Suite 440
San Jose, CA 95110
Attention: Mike Hurd

Client Project ID: 305-94.01/Shell, Castro Valley
Matrix: Soil

QC Sample Group: 3FE7701

Reported: Jul 8, 1993

QUALITY CONTROL DATA REPORT

ANALYTE	Total Recoverable		
	Petroleum Hydrocarbons	Cyanide	Sulfide

Method:	SM 5520 EF	EPA 9010	EPA 9030
Analyst:	Shkidt/Nelson	A. Savva	K. Newberry
Conc. Spiked:	1000	3.4	10
Units:	mg/kg	mg/kg	mg/kg
LCS Batch#:	BLK062693	LCS070293	LCS070293
Date Prepared:	6/26/93	7/2/93	7/2/93
Date Analyzed:	6/28/93	7/2/93	7/2/93
Instrument I.D.#:	N.A.	N.A.	N.A.
LCS % Recovery:	85	99	111
Control Limits:	70-110	80-120	80-120

MS/MSD Batch #:	3FA4006	3F96601	3FE6901
Date Prepared:	6/26/93	6/25/93	7/2/93
Date Analyzed:	6/28/93	6/25/93	7/2/93
Instrument I.D.#:	N.A.	N.A.	N.A.
Matrix Spike % Recovery:	72	98	108
Matrix Spike Duplicate % Recovery:	70	97	104
Relative % Difference:	2.8	1.0	3.8

SEQUOIA ANALYTICAL

Eileen A. Manning
Project Manager

Please Note:

The LCS is a control sample of known, interferent free matrix that is analyzed using the same reagents, preparation and analytical methods employed for the samples. The LCS % recovery data is used for validation of sample batch results. Due to matrix effects, the QC limits for MS/MSD's are advisory only and are not used to accept or reject batch results.



SEQUOIA ANALYTICAL

680 Chesapeake Drive • Redwood City, CA 94063
(415) 364-9600 • FAX (415) 364-9233

Pacific Environmental Group
2025 Gateway Place, Suite 440
San Jose, CA 95110
Attention: Mike Hurd

Client Project ID: 305-94.01/Shell, Castro Valley
Matrix: Soil

QC Sample Group: 3FE7701

Reported: Jul 8, 1993

QUALITY CONTROL DATA REPORT

ANALYTE	pH	Flashpoint
---------	----	------------

Method:	EPA 9045	Shell Open Cup
Analyst:	K. Follett	K. Newberry
Units:	pH units	N.A.
Date:	7/1/93	7/2/93

Sample #:	3FE7709	3FE7701
------------------	---------	---------

Sample Concentration:	6.6	Negative
------------------------------	-----	----------

Sample Duplicate Concentration:	6.6	Negative
--	-----	----------

% RPD:	0.0	N.A.
---------------	-----	------

Control Limits:	0-30	N.A.
------------------------	------	------

SEQUOIA ANALYTICAL


Eileen A. Manning
Project Manager



SEQUOIA ANALYTICAL

680 Chesapeake Drive • Redwood City, CA 94063
(415) 364-9600 • FAX (415) 364-9233

Pacific Environmental Group
2025 Gateway Place, Suite 440
San Jose, CA 95110
Attention: Mike Hurd

Client Project ID: 305-94.01/Shell, Castro Valley
Matrix: Liquid

QC Sample Group: 3FE7701

Reported: Jul 8, 1993

QUALITY CONTROL DATA REPORT

ANALYTE	Beryllium	Cadmium	Chromium	Nickel
Method:	EPA 200.7	EPA 200.7	EPA 200.7	EPA 200.7
Analyst:	C. Medefesser	C. Medefesser	C. Medefesser	C. Medefesser
Conc. Spiked:	1.0	1.0	1.0	1.0
Units:	mg/L	mg/L	mg/L	mg/L
LCS Batch#:	BLK070693	BLK070693	BLK070693	BLK070693
Date Prepared:	7/6/93	7/6/93	7/6/93	7/6/93
Date Analyzed:	7/6/93	7/6/93	7/6/93	7/6/93
Instrument I.D.#:	MTJA-2	MTJA-2	MTJA-2	MTJA-2
LCS % Recovery:	102	98	98	97
Control Limits:	75-125	75-125	75-125	75-125
<hr/>				
MS/MSD Batch #:	3G06601	3G06601	3G06601	3G06601
Date Prepared:	7/6/93	7/6/93	7/6/93	7/6/93
Date Analyzed:	7/6/93	7/6/93	7/6/93	7/6/93
Instrument I.D.#:	MTJA-2	MTJA-2	MTJA-2	MTJA-2
Matrix Spike % Recovery:	97	98	95	92
Matrix Spike Duplicate % Recovery:	94	95	92	91
Relative % Difference:	3.1	3.1	3.2	1.1

SEQUOIA ANALYTICAL

Eileen A. Manning
Eileen A. Manning
Project Manager

Please Note:

The LCS is a control sample of known, interferent free matrix that is analyzed using the same reagents, preparation and analytical methods employed for the samples. The LCS % recovery data is used for validation of sample batch results. Due to matrix effects, the QC limits for MS/MSD's are advisory only and are not used to accept or reject batch results.



SEQUOIA ANALYTICAL

680 Chesapeake Drive • Redwood City, CA 94063
(415) 364-9600 • FAX (415) 364-9233

Pacific Environmental Group
2025 Gateway Place, Suite 440
San Jose, CA 95110
Attention: Mike Hurd

Client Project ID: 305-94.01/Shell, Castro Valley
Matrix: Liquid

QC Sample Group: 3FE7701

Reported: Jul 8, 1993

QUALITY CONTROL DATA REPORT

ANALYTE	Mercury	Selenium
---------	---------	----------

Method:	EPA 245.1	EPA 270.2
Analyst:	A. McDonald	S. Chin
Conc. Spiked:	0.0020	0.050
Units:	mg/L	mg/L
LCS Batch#:	BLK070793	BLK070693
Date Prepared:	7/7/93	7/6/93
Date Analyzed:	7/7/93	7/6/93
Instrument I.D.#:	MPE-2	MTJA-3
LCS % Recovery:	105	91
Control Limits:	90-110	75-125

MS/MSD Batch #:	3G12401	3F87508
Prepared:	7/7/93	7/6/93
Analyzed:	7/7/93	7/6/93
Inst I.D.#:	MPE-2	MTJA-3
Spike Recovery:	99	41
Spike Recovery %:	97	45
% Error:	2.0	9.3

SEQUOIA ANALYTICAL
[Handwritten signature]

Please Note:

The LCS is a control sample of known, interferent free matrix that is analyzed using the same reagents, preparation and analytical methods employed for the samples. The LCS % recovery data is used for validation of sample batch results. Due to matrix effects, the QC limits for MS/MSD's are advisory only and are not used to accept or reject batch results.



SHELL OIL COMPANY 305-9401
RETAIL ENVIRONMENTAL ENGINEERING - WEST

CHAIN OF CUSTODY RECORD

Serial No: _____

Date: 6-30-93

Page 1 of 3

Site Address: 2724 Castro Valley Blvd, Castro Valley

WIC#: 204-1381-0407

Shell Engineer: Randy Orlovski
 Phone No: 714 520-3395
 Fax #: 520-3469

Consultant Name & Address:
 PACIFIC ENVIRONMENTAL GROUP, INC.
 2025 GATEWAY PLACE, Ste. 440 SAN JOSE, CALIFORNIA 95110

Consultant Contact: Mike Hurd
 Phone No.: 408 441-7500
 Fax #: 441-7539

Comments:

Sampled by: Charles Melancon

Printed Name: Charles Melancon

Analysis Required

LAB: Sequoia

CHECK ONE (1) BOX ONLY	CT/DT	TURN AROUND TIME
G.W. Monitoring <input type="checkbox"/>	4461	24 hours <input checked="" type="checkbox"/>
Site Investigation <input checked="" type="checkbox"/>	4441	48 hours <input type="checkbox"/>
Soil Classify/Disposal <input type="checkbox"/>	4442	15 days <input type="checkbox"/> (Normal)
Water Classify/Disposal <input type="checkbox"/>	4443	Other <input type="checkbox"/>
Soil/Air Rem. or Sys. O & M <input type="checkbox"/>	4452	
Water Rem. or Sys. O & M <input type="checkbox"/>	4453	
Other <input type="checkbox"/>		

NOTE: Notify Lab as soon as Possible of 24/48 hrs. TAT.

TPH (EPA 8015 Mod. Gas)	TPH (EPA 8015 Mod. Diesel)	BTEX (EPA 8020/602)	Volatile Organics (EPA 8240)	Test for Disposal	Combination TPH 8015 & BTEX 8020	Asbestos	Container Size	Preparation Used	Composite Y/N

UST AGENCY: _____

Sample ID	Date	Sludge	Soil	Water	Air	No. of conds.	TPH (EPA 8015 Mod. Gas)	TPH (EPA 8015 Mod. Diesel)	BTEX (EPA 8020/602)	Volatile Organics (EPA 8240)	Test for Disposal	Combination TPH 8015 & BTEX 8020	Asbestos	Container Size	Preparation Used	Composite Y/N	MATERIAL DESCRIPTION	SAMPLE CONDITION/ COMMENTS	
* SW-5, 3'	6/30/93		X			1	X					X	X					Soil	do these samples * first, highest priority 2nd priority
* SW-6, 4'																			
* SW-7, 4'																			
* WW-5, 4'																			
* WW-6, 4'																			
NW-8, 3'																			
NW-9, 4'																			
* T4, 3'																			

Relinquished By (signature): Charles Melancon	Printed Name: Charles Melancon	Date: 6-30-93 Time: 4:00	Received (signature): M Doder	Printed Name: M Doder	Date: 6/30/93 Time: 1605
Relinquished By (signature): M Doder	Printed Name: M Doder	Date: 6/30/93 Time: 1720	Received (signature): G Mandell	Printed Name: Gregg Mandell	Date: 6/30/93 Time: 1720

THE LABORATORY MUST PROVIDE A COPY OF THIS CHAIN-OF-CUSTODY WITH INVOICE AND RESULTS



SHELL OIL COMPANY 305-94.01
RETAIL ENVIRONMENTAL ENGINEERING - WEST

CHAIN OF CUSTODY RECORD

Serial No: _____

Date: 6-30-93

Page 2 of 3

Site Address: 2724 Castro Valley Blvd, Castro Valley
 WIC#: 204-1381-0407
 Shell Engineer: Randy Orlovski Phone No.: 714 520-3325
 Fax #: 520-34169
 Consultant Name & Address: PACIFIC ENVIRONMENTAL GROUP, INC.
2025 GATEWAY PLACE, Ste. 440 SAN JOSE, CALIFORNIA 95110
 Consultant Contact: Mike Hurd Phone No.: 408 441-7500
 Fax #: 441-7539
 Comments:

Analysis Required

LAB: Sequoia

TPH (EPA 8015 Mod. Gas)	TPH (EPA 8015 Mod. Diesel)	BTEX (EPA 8020/602)	Volatile Organics (EPA 8240)	Test for Disposal	Combination TPH 8015 & BTEX 8020	Asbestos	Container Size	Preparation Used	Composite Y/N
					<u>8870 (CA)</u>	<u>5520 ERF</u>			

CHECK ONE (1) BOX ONLY	CI/DI	TURN AROUND TIME
G.W. Monitoring <input type="checkbox"/>	4461	24 hours <input checked="" type="checkbox"/>
Site Investigation <input checked="" type="checkbox"/>	4441	48 hours <input type="checkbox"/>
Soil Classify/Disposal <input type="checkbox"/>	4442	15 days <input type="checkbox"/> (Normal)
Water Classify/Disposal <input type="checkbox"/>	4443	Other <input type="checkbox"/>
Soil/Air Rem. or Sys. O & M <input type="checkbox"/>	4452	NOTE: Notify Lab as soon as possible of 24/48 hrs. TAT.
Water Rem. or Sys. O & M <input type="checkbox"/>	4453	
Other <input type="checkbox"/>		

Sampled by: Charles Melancon
 Printed Name: Charles Melancon

UST AGENCY: _____

Sample ID	Date	Sludge	Soil	Water	Air	No. of conls.	TPH (EPA 8015 Mod. Gas)	TPH (EPA 8015 Mod. Diesel)	BTEX (EPA 8020/602)	Volatile Organics (EPA 8240)	Test for Disposal	Combination TPH 8015 & BTEX 8020	Asbestos	Container Size	Preparation Used	Composite Y/N	MATERIAL DESCRIPTION	SAMPLE CONDITION/ COMMENTS	
EF-8, 5"	<u>6/30/93</u>		X			1	X					X	X					Soil	} 2nd priority
EF-9, 5"						1													
EF-10, 5"						1													
EF-11, 5"						1													

Relinquished By (signature): <u>Charles Melancon</u>	Printed Name: <u>Charles Melancon</u>	Date: <u>6-30-93</u> Time: <u>7:00</u>	Received (signature): <u>M. Doeden</u>	Printed Name: <u>M. Doeden</u>	Date: <u>6/30/93</u> Time: <u>16:05</u>
Relinquished By (signature): <u>M. Doeden</u>	Printed Name: <u>M. Doeden</u>	Date: <u>6/30/93</u> Time: <u>17:20</u>	Received (signature): _____	Printed Name: _____	Date: _____ Time: _____
Relinquished By (signature): _____	Printed Name: _____	Date: _____ Time: _____	Received (signature): _____	Printed Name: _____	Date: _____ Time: _____



SHELL OIL COMPANY 305-94.01
RETAIL ENVIRONMENTAL ENGINEERING - WEST

CHAIN OF CUSTODY RECORD

Serial No: _____

Date: 6-30-93

Page 3 of 3

Site Address: 2724 Castro Valley Blvd, Castro Valley

Analysis Required

LAB: Sequoia

WIC#: 204-1381-0407

Shell Engineer: Randy Orlovski
 Phone No.: 714-520-3395
 Fax #: 520-3469

Consultant Name & Address: PACIFIC ENVIRONMENTAL GROUP, INC.
 2025 GATEWAY PLACE, Ste. 440 SAN JOSE, CALIFORNIA 95110

Consultant Contact: Mike Hurd
 Phone No.: 408-441-7500
 Fax #: 441-7539

Comments:

Sampled by: Charles Melancon

Printed Name: Charles Melancon

Sample ID	Date	Sludge	Soil	Water	Air	No. of conts.	TPH (EPA 8015 Mod. Gas)	TPH (EPA 8015 Mod. Diesel)	BTEX (EPA 8020/602)	Volatile Organics (EPA 8240)	TPH for Disposal 5520 ERF	Combination TPH 8015 & BTEX 8020	RCE	8270	STLC CAM 17	Container Size STLC 1/P6	Preparation Used	Composite Y/N
01A SP-4A	6/30/93		X			1	X		X	X			X	X	X	X		Y
02A SP-4B						1												Y
03A SP-4C						1												Y
04A SP-4D						1												Y

CHECK ONE (1) BOX ONLY	CI/DT	TURN AROUND TIME
G.W. Monitoring <input type="checkbox"/>	4461	24 hours <input type="checkbox"/>
Site Investigation <input type="checkbox"/>	4441	48 hours <input type="checkbox"/>
Soil Classify/Disposal <input checked="" type="checkbox"/>	4442	15 days <input type="checkbox"/> (Normal)
Water Classify/Disposal <input type="checkbox"/>	4443	Other <input checked="" type="checkbox"/> 5day
Soil/Air Rem. or Sys. O & M <input type="checkbox"/>	4452	
Water Rem. or Sys. O & M <input type="checkbox"/>	4453	
Other <input type="checkbox"/>		

NOTE: Notify Lab as soon as Possible of 24/48 hrs. TAT.

UST AGENCY: _____

MATERIAL DESCRIPTION	SAMPLE CONDITION/ COMMENTS
Soil/Spoils	Composite 9306 E7

Relinquished By (signature): Charles Melancon	Printed Name: Charles Melancon	Date: 6-30-93 Time: 4:00	Received (signature): M Daden	Printed Name: M Daden	Date: 6/30/93 Time: 16:05
Relinquished By (signature): M Daden	Printed Name: M Daden	Date: 6/30/93 Time: 17:20	Received (signature):	Printed Name:	Date: Time:
Relinquished By (signature):	Printed Name:	Date: Time:	Received (signature):	Printed Name:	Date: Time:

THE LABORATORY MUST PROVIDE A COPY OF THIS CHAIN-OF-CUSTODY WITH INVOICE AND RESULTS

CLIENT NAME:
REC. BY (PRINT):

§ PEG
GM

MASTER LOG NO. / PAGE:
DATE OF LOG-IN:

9306E77
07/01/93


CIRCLE THE APPROPRIATE RESPONSE		LAB SAMPLE #	DASH #	CLIENT IDENTIFICATION	CONTAINER DESCRIPTION	SAMPLE MATRIX	DATE SAMP.	REMARKS: CONDITION (ETC)
1. Custody Seal(s):	Present / <u>Absent</u> Intact / Broken*		<u>A1</u>	<u>SW-5, 3'</u>	<u>Core</u>	<u>soil</u>	<u>6/30</u>	
2. Custody Seal Nos.:				<u>SW-6, 4'</u>				
3. Chain-of-Custody Records:	<u>Present</u> / Absent*			<u>SW-7, 4'</u>				
4. Traffic Reports or Packing List:	Present / <u>Absent</u>			<u>WW-5, 4'</u>				
5. Airbill:	Airbill / Sticker Present / <u>Absent</u>			<u>WW-6, 4'</u>				
6. Airbill No.:				<u>NW-8, 3'</u>				
7. Sample Tags:	<u>Present</u> / Absent*			<u>NW-9, 4'</u>				
Sample Tag Nos.:	<u>Listed</u> / Not Listed on Chain-of-Custody			<u>7, 3'</u>				
8. Sample Condition:	<u>Intact</u> / Broken* / Leaking*			<u>EF-8, 5'</u>				
9. Does information on custody reports, traffic reports and sample tags agree?	<u>Yes</u> / No*			<u>EF-9, 5'</u>				
10. Proper Preservatives Used:	<u>Yes</u> / No*			<u>EF-10, 5'</u>				
11. Date Rec. at Lab:	<u>6-30-93</u>	<u>01</u>	<u>A</u>	<u>SP-4A</u>				} Composite
12. Time Rec. at Lab:	<u>1720</u>		<u>B</u>	<u>SP-4B</u>				
			<u>C</u>	<u>SP-4C</u>				
			<u>D</u>	<u>SP-4D</u>				

...ed, contact Project Manager and attach record of resolution



SEQUOIA ANALYTICAL

680 Chesapeake Drive • Redwood City, CA 94063
(415) 364-9600 • FAX (415) 364-9233



Pacific Environmental Group
2025 Gateway Place, Suite 440
San Jose, CA 95110
Attention: Mike Hurd

Project: 305-94.01/Shell, Castro Valley

Enclosed are the results from 12 soil samples received at Sequoia Analytical on June 30, 1993. The requested analyses are listed below:

SAMPLE #	SAMPLE DESCRIPTION	DATE OF COLLECTION	TEST METHOD
3FE5701	Soil, SW-5, 3'	6/30/93	EPA 3550/8015 EPA 5030/8015/8020 SM 5520 E&F (Gravimetric)
3FE5702	Soil, SW-6, 4'	6/30/93	EPA 3550/8015 EPA 5030/8015/8020 SM 5520 E&F (Gravimetric)
3FE5703	Soil, SW-7, 4'	6/30/93	EPA 3550/8015 EPA 5030/8015/8020 SM 5520 E&F (Gravimetric)
3FE5704	Soil, WW-5, 4'	6/30/93	EPA 3550/8015 EPA 5030/8015/8020 SM 5520 E&F (Gravimetric)
3FE5705	Soil, WW-6, 4'	6/30/93	EPA 3550/8015 EPA 5030/8015/8020 SM 5520 E&F (Gravimetric)
3FE5706	Soil, NW-8, 3'	6/30/93	EPA 3550/8015 EPA 5030/8015/8020 SM 5520 E&F (Gravimetric)
3FE5707	Soil, NW-9, 4'	6/30/93	EPA 3550/8015 EPA 5030/8015/8020 SM 5520 E&F (Gravimetric)
3FE5708	Soil, T4, 3'	6/30/93	EPA 3550/8015 EPA 5030/8015/8020 SM 5520 E&F (Gravimetric)
3FE5709	Soil, EF-8, 5'	6/30/93	EPA 3550/8015 EPA 5030/8015/8020 SM 5520 E&F (Gravimetric)
3FE5710	Soil, EF-9, 5'	6/30/93	EPA 3550/8015 EPA 5030/8015/8020 SM 5520 E&F (Gravimetric)
3FE5711	Soil, EF-10, 5'	6/30/93	EPA 3550/8015



SEQUOIA ANALYTICAL


680 Chesapeake Drive • Redwood City, CA 94063
(415) 364-9600 • FAX (415) 364-9233

SAMPLE #	SAMPLE DESCRIPTION	DATE OF COLLECTION	TEST METHOD
			EPA 5030/8015/8020 SM 5520 E&F (Gravimetric)
3FE5712	Soil, EF-11, 5'	6/30/93	EPA 3550/8015 EPA 5030/8015/8020 SM 5520 E&F (Gravimetric)

Please contact me if you have any questions. In the meantime, thank you for the opportunity to work with you on this project.

Very truly yours,

SEQUOIA ANALYTICAL


Eileen A. Manning
Project Manager



SEQUOIA ANALYTICAL

680 Chesapeake Drive • Redwood City, CA 94063
(415) 364-9600 • FAX (415) 364-9233

Pacific Environmental Group	Client Project ID: 305-94.01/Shell, Castro Valley	Sampled: Jun 30, 1993
2025 Gateway Place, Suite 440	Sample Matrix: Soil	Received: Jun 30, 1993
San Jose, CA 95110	Analysis Method: EPA 3550/8015	Reported: Jul 1, 1993
Attention: Mike Hurd	First Sample #: 3FE5701	

TOTAL EXTRACTABLE PETROLEUM HYDROCARBONS

Analyte	Reporting Limit mg/kg	Sample I.D. 3FE5701 SW-5, 3'	Sample I.D. 3FE5702 SW-6, 4'	Sample I.D. 3FE5703 SW-7, 4'	Sample I.D. 3FE5704 WW-5, 4'	Sample I.D. 3FE5705 WW-6, 4'	Sample I.D. 3FE5706 NW-8, 3'
Extractable Hydrocarbons	1.0	N.D.	N.D.	1.9	N.D.	N.D.	N.D.
Chromatogram Pattern:	--	--	Non-diesel mix C9 - C15	--	--	--	--

Quality Control Data

Report Limit							
Multiplication Factor:	1.0	1.0	1.0	1.0	1.0	1.0	1.0
Date Extracted:	6/30/93	6/30/93	6/30/93	6/30/93	6/30/93	6/30/93	6/30/93
Date Analyzed:	6/30/93	6/30/93	6/30/93	6/30/93	6/30/93	6/30/93	6/30/93
Instrument Identification:	HP 5A	HP 5A	HP 5A	HP 5A	HP 5A	HP 5A	HP 5A

Extractable Hydrocarbons are quantitated against a fresh diesel standard.
Analytes reported as N.D. were not detected above the stated reporting limit.

SEQUOIA ANALYTICAL



Eileen A. Manning
Project Manager



SEQUOIA ANALYTICAL

680 Chesapeake Drive • Redwood City, CA 94063
(415) 364-9600 • FAX (415) 364-9233

Pacific Environmental Group	Client Project ID: 305-94.01/Shell, Castro Valley	Sampled: Jun 30, 1993
2025 Gateway Place, Suite 440	Sample Matrix: Soil	Received: Jun 30, 1993
San Jose, CA 95110	Analysis Method: EPA 3550/8015	Reported: Jul 1, 1993
Attention: Mike Hurd	First Sample #: 3FE5707	

TOTAL EXTRACTABLE PETROLEUM HYDROCARBONS

Analyte	Reporting Limit mg/kg	Sample I.D. 3FE5707 NW-9, 4'	Sample I.D. 3FE5708 T4, 3'	Sample I.D. 3FE5709 EF-8, 5'	Sample I.D. 3FE5710 EF-9, 5'	Sample I.D. 3FE5711 EF-10, 5'	Sample I.D. 3FE5712 EF-11, 5'
Extractable Hydrocarbons	1.0	N.D.	N.D.	N.D.	N.D.	5.0	N.D.
Chromatogram Pattern:		--	--	--	--	Non-diesel mix C12 - C16 + > C17	--

Quality Control Data

Report Limit							
Multiplication Factor:	1.0	1.0	1.0	1.0	1.0	1.0	1.0
Date Extracted:	6/30/93	6/30/93	6/30/93	6/30/93	6/30/93	6/30/93	6/30/93
Date Analyzed:	6/30/93	6/30/93	6/30/93	6/30/93	6/30/93	6/30/93	6/30/93
Instrument Identification:	HP 5A	HP 5A	HP 5A	HP 5A	HP 5A	HP 5A	HP 5A

Extractable Hydrocarbons are quantitated against a fresh diesel standard.
Analytes reported as N.D. were not detected above the stated reporting limit.

SEQUOIA ANALYTICAL

Eileen A. Manning
Eileen A. Manning
Project Manager



SEQUOIA ANALYTICAL

680 Chesapeake Drive • Redwood City, CA 94063
(415) 364-9600 • FAX (415) 364-9233

Pacific Environmental Group	Client Project ID: 305-94.01/Shell, Castro Valley	Sampled: Jun 30, 1993
2025 Gateway Place, Suite 440	Sample Matrix: Soil	Received: Jun 30, 1993
San Jose, CA 95110	Analysis Method: EPA 5030/8015/8020	Reported: Jul 1, 1993
Attention: Mike Hurd	First Sample #: 3FE5701	

TOTAL PURGEABLE PETROLEUM HYDROCARBONS with BTEX DISTINCTION

Analyte	Reporting Limit mg/kg	Sample I.D. 3FE5701 SW-5, 3'	Sample I.D. 3FE5702 SW-6, 4'	Sample I.D. 3FE5703 SW-7, 4'	Sample I.D. 3FE5704 WW-5, 4'	Sample I.D. 3FE5705 WW-6, 4'	Sample I.D. 3FE5706 NW-8, 3'
Purgeable Hydrocarbons	1.0	N.D.	N.D.	N.D.	N.D.	N.D.	N.D.
Benzene	0.0050	N.D.	N.D.	N.D.	N.D.	N.D.	N.D.
Toluene	0.0050	N.D.	N.D.	N.D.	N.D.	N.D.	N.D.
Ethyl Benzene	0.0050	N.D.	N.D.	N.D.	N.D.	N.D.	N.D.
Total Xylenes	0.0050	N.D.	N.D.	N.D.	N.D.	N.D.	N.D.
Chromatogram Pattern:		--	--	--	--	--	--

Quality Control Data

Report Limit							
Multiplication Factor:	1.0	1.0	1.0	1.0	1.0	1.0	1.0
Date Analyzed:	6/30/93	6/30/93	6/30/93	6/30/93	6/30/93	6/30/93	6/30/93
Instrument Identification:	GCHP-18	GCHP-18	GCHP-18	GCHP-18	GCHP-18	GCHP-18	GCHP-18
Surrogate Recovery, %: (QC Limits = 70-130%)	97	102	97	102	99	103	

Purgeable Hydrocarbons are quantitated against a fresh gasoline standard.
Analytes reported as N.D. were not detected above the stated reporting limit.

SEQUOIA ANALYTICAL

Eileen A. Manning
Eileen A. Manning
Project Manager



SEQUOIA ANALYTICAL

680 Chesapeake Drive • Redwood City, CA 94063
(415) 364-9600 • FAX (415) 364-9233

Pacific Environmental Group
2025 Gateway Place, Suite 440
San Jose, CA 95110
Attention: Mike Hurd

Client Project ID: 305-94.01/Shell, Castro Valley
Sample Matrix: Soil
Analysis Method: EPA 5030/8015/8020
First Sample #: 3FE5707

Sampled: Jun. 30, 1993
Received: Jun 30, 1993
Reported: Jul 1, 1993

TOTAL PURGEABLE PETROLEUM HYDROCARBONS with BTEX DISTINCTION

Analyte	Reporting Limit mg/kg	Sample I.D. 3FE5707 NW-9, 4'	Sample I.D. 3FE5708 T4, 3'	Sample I.D. 3FE5709 EF-8, 5'	Sample I.D. 3FE5710 EF-9 5'	Sample I.D. 3FE5711 EF-10, 5'	Sample I.D. 3FE5712 EF-11, 5'
Purgeable Hydrocarbons	1.0	N.D.	N.D.	N.D.	N.D.	N.D.	N.D.
Benzene	0.0050	N.D.	N.D.	N.D.	N.D.	N.D.	N.D.
Toluene	0.0050	N.D.	N.D.	N.D.	N.D.	N.D.	N.D.
Ethyl Benzene	0.0050	N.D.	N.D.	N.D.	N.D.	N.D.	N.D.
Total Xylenes	0.0050	N.D.	N.D.	N.D.	N.D.	N.D.	N.D.
Chromatogram Pattern:		--	--	--	--	--	--

Quality Control Data

Report Limit							
Multiplication Factor:	1.0	1.0	1.0	1.0	1.0	1.0	1.0
Date Analyzed:	6/30/93	6/30/93	6/30/93	6/30/93	7/1/93	6/30/93	6/30/93
Instrument Identification:	GCHP-18	GCHP-18	GCHP-18	GCHP-18	GCHP-1	GCHP-18	GCHP-18
Surrogate Recovery, %: (QC Limits = 70-130%)	109	109	105	106	100	113	113

Purgeable Hydrocarbons are quantitated against a fresh gasoline standard.
Analytes reported as N.D. were not detected above the stated reporting limit.

SEQUOIA ANALYTICAL


Eileen A. Manning
Project Manager



SEQUOIA ANALYTICAL

680 Chesapeake Drive • Redwood City, CA 94063
(415) 364-9600 • FAX (415) 364-9233

Pacific Environmental Group
2025 Gateway Place, Suite 440
San Jose, CA 95110
Attention: Mike Hurd

Client Project ID: 305-94.01/Shell, Castro Valley
Matrix Descript: Soil
Analysis Method: SM 5520 E&F (Gravimetric)
First Sample #: 3FE5701

Sampled: Jun 30, 1993
Received: Jun 30, 1993
Extracted: Jun 30, 1993
Analyzed: Jul 1, 1993
Reported: Jul 1, 1993


TOTAL RECOVERABLE PETROLEUM HYDROCARBONS

Sample Number	Sample Description	Oil & Grease mg/kg
3FE5701	SW-5, 3'	N.D.
3FE5702	SW-6, 4'	N.D.
3FE5703	SW-7, 4'	N.D.
3FE5704	WW-5, 4'	N.D.
3FE5705	WW-6, 4'	N.D.
3FE5706	NW-8, 3'	N.D.
3FE5707	NW-9, 4'	N.D.
3FE5708	T4, 3'	N.D.
3FE5709	EF-8, 5'	N.D.
3FE5710	EF-9, 5'	N.D.

Detection Limits: 50

Analytes reported as N.D. were not present above the stated limit of detection.

SEQUOIA ANALYTICAL


Eileen A. Manning
Project Manager



SEQUOIA ANALYTICAL

680 Chesapeake Drive • Redwood City, CA 94063
(415) 364-9600 • FAX (415) 364-9233

Pacific Environmental Group
2025 Gateway Place, Suite 440
San Jose, CA 95110
Attention: Mike Hurd

Client Project ID: 305-94.01/Shell, Castro Valley
Matrix Descript: Soil
Analysis Method: SM 5520 E&F (Gravimetric)
First Sample #: 3FE5711

Sampled: Jun 30, 1993
Received: Jun 30, 1993
Extracted: Jun 30, 1993
Analyzed: Jul 1, 1993
Reported: Jul 1, 1993

TOTAL RECOVERABLE PETROLEUM HYDROCARBONS

Sample Number	Sample Description	Oil & Grease mg/kg
3FE5711	EF-10, 5'	79
3FE5712	EF-11, 5'	99

Detection Limits:

50

Analytes reported as N.D. were not present above the stated limit of detection.

SEQUOIA ANALYTICAL


Eileen A. Manning
Project Manager



SEQUOIA ANALYTICAL

680 Chesapeake Drive • Redwood City, CA 94063
(415) 364-9600 • FAX (415) 364-9233

Pacific Environmental Group
2025 Gateway Place, Suite 440
San Jose, CA 95110
Attention: Mike Hurd

Client Project ID: 305-94.01/Shell, Castro Valley
Matrix: Soil

QC Sample Group: 3FE5701-12


Reported: Jul 1, 1993

QUALITY CONTROL DATA REPORT

ANALYTE	Diesel	Total Recoverable Petroleum
		Hydrocarbons
Method:	EPA 8015	SM 5520 EF
Analyst:	V. Nunzir	M. Shkidt
Conc. Spiked:	15	1000
Units:	mg/kg	mg/kg
LCS Batch#:	VBLK063093	BLK063093
Date Prepared:	6/30/93	6/30/93
Date Analyzed:	6/30/93	7/1/93
Instrument I.D.#:	HP 5A	N.A.
LCS % Recovery:	73	80
Control Limits:	50-150	70-110

MS/MSD Batch #:	3FE5712	3FE5709
Date Prepared:	6/30/93	6/30/93
Date Analyzed:	6/30/93	7/1/93
Instrument I.D.#:	HP 5A	N.A.
Matrix Spike % Recovery:	67	100
Matrix Spike Duplicate % Recovery:	73	100
Relative % Difference:	8.6	0.0

SEQUOIA ANALYTICAL


Eileen A. Manning
Project Manager

Please Note:
The LCS is a control sample of known, interferent free matrix that is analyzed using the same reagents, preparation and analytical methods employed for the samples. The LCS % recovery data is used for validation of sample batch results. Due to matrix effects, the QC limits for MS/MSD's are advisory only and are not used to accept or reject batch results.



SEQUOIA ANALYTICAL

680 Chesapeake Drive • Redwood City, CA 94063
(415) 364-9600 • FAX (415) 364-9233

Pacific Environmental Group
2025 Gateway Place, Suite 440
San Jose, CA 95110
Attention: Mike Hurd

Client Project ID: 305-94.01/Shell, Castro Valley
Matrix: Soil

QC Sample Group: 3FE5701-12

Reported: Jul 1, 1993

QUALITY CONTROL DATA REPORT

ANALYTE	Benzene	Toluene	Ethyl-Benzene	Xylenes
Method:	EPA 8020	EPA 8020	EPA 8020	EPA 8020
Analyst:	E. Cunanan	E. Cunanan	E. Cunanan	E. Cunanan
Conc. Spiked:	0.20	0.20	0.20	0.60
Units:	mg/kg	mg/kg	mg/kg	mg/kg
LCS Batch#:	GBLK063093	GBLK063093	GBLK063093	GBLK063093
Date Prepared:	6/30/93	6/30/93	6/30/93	6/30/93
Date Analyzed:	6/30/93	6/30/93	6/30/93	6/30/93
Instrument I.D.#:	GCHP-18	GCHP-18	GCHP-18	GCHP-18
LCS % Recovery:	85	85	85	87
Control Limits:	60-140	60-140	60-140	60-140

MS/MSD				
Batch #:	3FA9411	3FA9411	3FA9411	3FA9411
Date Prepared:	6/30/93	6/30/93	6/30/93	6/30/93
Date Analyzed:	6/30/93	6/30/93	6/30/93	6/30/93
Instrument I.D.#:	GCHP-18	GCHP-18	GCHP-18	GCHP-18
Matrix Spike % Recovery:	75	75	80	78
Matrix Spike Duplicate % Recovery:	75	75	75	77
Relative % Difference:	0.0	0.0	6.5	1.3

SEQUOIA ANALYTICAL

Eileen A. Manning
Project Manager

Please Note:

The LCS is a control sample of known, interferent free matrix that is analyzed using the same reagents, preparation and analytical methods employed for the samples. The LCS % recovery data is used for validation of sample batch results. Due to matrix effects, the QC limits for MS/MSD's are advisory only and are not used to accept or reject batch results.

9306EST



SHELL OIL COMPANY 305-94.01
RETAIL ENVIRONMENTAL ENGINEERING - WEST

CHAIN OF CUSTODY RECORD
 Serial No: _____

Date: 6-30-93
 Page 1 of 3

Site Address: 2724 Castro Valley Blvd, Castro Valley

WIC#: 204-1381-0407

Shell Engineer: Randy Orlovski
 Phone No: 714 520-3395
 Fax #: 520-3469

Consultant Name & Address:
 PACIFIC ENVIRONMENTAL GROUP, INC.
 2025 GATEWAY PLACE, Ste. 440 SAN JOSE, CALIFORNIA 95110

Consultant Contact: Mike Hurd
 Phone No.: 408 441-7500
 Fax #: 441-7539

Comments:

Sampled by: Charles Melancon

Printed Name: Charles Melancon

Analysis Required

LAB: Sequoia

CHECK ONE (1) BOX ONLY	CT/DT	TURN AROUND TIME
G.W. Monitoring <input type="checkbox"/>	4461	24 hours <input checked="" type="checkbox"/>
Site Investigation <input checked="" type="checkbox"/>	4441	48 hours <input type="checkbox"/>
Soil Classify/Disposal <input type="checkbox"/>	4442	16 days <input type="checkbox"/> (Normal)
Water Classify/Disposal <input type="checkbox"/>	4443	Other <input type="checkbox"/>
Soil/Air Rem. or Sys. O & M <input type="checkbox"/>	4452	
Water Rem. or Sys. O & M <input type="checkbox"/>	4453	
Other <input type="checkbox"/>		

NOTE: Notify Lab as soon as Possible of 24/48 hrs. TAT.

UST AGENCY: _____

Sample ID	Date	Sludge	Soil	Water	Air	No. of conts.	TPH (EPA 8015 Mod. Gas)	TPH (EPA 8015 Mod. Diesel)	BTEX (EPA 8020/602)	Volatile Organics (EPA 8240)	Test for Disposal	Combination TPH 8015 & BTEX 8020	Asbestos	Container Size	Preparation Used	Composite Y/N	MATERIAL DESCRIPTION	SAMPLE CONDITION/ COMMENTS
* SW-5, 3'	6/30/93		X			1		X				X	X				Soil	do these
* SW-6, 4'												X	X					samples
* SW-7, 4'												X	X					* first,
* WW-5, 4'												X	X					highest
* WW-6, 4'												X	X					priority
NW-8, 3'												X	X					2nd priority
XW-9, 4'												X	X					
* TY 3'												X	X					

01A
 02A
 03A
 04A
 05A
 06A
 07A
 08A

Relinquished By (signature): Charles Melancon	Printed Name: Charles Melancon	Date: 6-30-93 Time: 4:00	Received (signature): M Daden	Printed Name: M Daden	Date: 6/30/93 Time: 1:05
Relinquished By (signature): M Daden	Printed Name: M Daden	Date: 6/30/93 Time: 17:30	Received (signature): M Mandell	Printed Name: Gregg Mandell	Date: 6/30/93 Time: 17:20
Relinquished By (signature):	Printed Name:	Date:	Received (signature):	Printed Name:	Date:

THE LABORATORY MUST PROVIDE A COPY OF THIS CHAIN-OF-CUSTODY WITH INVOICE AND RESULTS



SHELL OIL COMPANY 305-94.01
 RETAIL ENVIRONMENTAL ENGINEERING - WEST

CHAIN OF CUSTODY RECORD

Serial No: _____

Date: 6-30-93

Page 2 of 3

Site Address:
 2724 Castro Valley Blvd, Castro Valley

WIC#: 204-1381-0407

Shell Engineer: Randy Orłowski
 Phone No.: 714 520-3325
 Fax #: 520-3469

Consultant Name & Address:
 PACIFIC ENVIRONMENTAL GROUP, INC.
 2025 GATEWAY PLACE, Ste. 440 SAN JOSE, CALIFORNIA 95110

Consultant Contact: Mike Hurd
 Phone No.: 408 441-7500
 Fax #: 441-7539

Comments:

Sampled by: Charles Melancon

Printed Name: Charles Melancon

Analysis Required

TPH (EPA 8015 Mod. Gas)	TPH (EPA 8015 Mod. Diesel)	BTEX (EPA 8020/602)	Volatile Organics (EPA 8240)	Test for Disposal	Combination TPH 8015 & BTEX 8020	Asbestos	Container Size	Preparation Used	Composite Y/N
					8240 (CA)	5520 ERF			

LAB: Sequoia

CHECK ONE (1) BOX ONLY	CT/DT	TURN AROUND TIME
G.W. Monitoring <input type="checkbox"/>	4461	24 hours <input checked="" type="checkbox"/>
Site Investigation <input checked="" type="checkbox"/>	4441	48 hours <input type="checkbox"/>
Soil Classify/Disposal <input type="checkbox"/>	4442	15 days <input type="checkbox"/> (Normal)
Water Classify/Disposal <input type="checkbox"/>	4443	Other <input type="checkbox"/>
Soil/Air Rem. or Sys. O & M <input type="checkbox"/>	4452	
Water Rem. or Sys. O & M <input type="checkbox"/>	4453	
Other <input type="checkbox"/>		

NOTE: Notify Lab as soon as Possible of 24/48 hrs. TAT.

UST AGENCY:

Sample ID	Date	Sludge	Soil	Water	Air	No. of conts.	TPH (EPA 8015 Mod. Gas)	TPH (EPA 8015 Mod. Diesel)	BTEX (EPA 8020/602)	Volatile Organics (EPA 8240)	Test for Disposal	Combination TPH 8015 & BTEX 8020	Asbestos	Container Size	Preparation Used	Composite Y/N	MATERIAL DESCRIPTION	SAMPLE CONDITION/ COMMENTS
EF-8, 5"	6/30/93		X			1	X					X	X				Soil	2nd
EF-9, 5"						1												priority
EF-10, 5"						1												
EF-11, 5"						1												

09A
 10A
 11A
 12A

Relinquished By (signature): Charles Melancon	Printed Name: Charles Melancon	Date: 6-30-93 Time: 4:00	Received (signature): M. Doden	Printed Name: M. Doden	Date: 6/30/93 Time: 16:05
Relinquished By (signature): M. Doden	Printed Name: M. Doden	Date: 6/30/93 Time: 17:20	Received (signature):	Printed Name:	Date: Time:
Relinquished By (signature):	Printed Name:	Date: Time:	Received (signature):	Printed Name:	Date: Time:

THE LABORATORY MUST PROVIDE A COPY OF THIS CHAIN-OF-CUSTODY WITH INVOICE AND RESULTS

CLIENT NAME:
REC. BY (PRINT):

§ PEG
GM

MASTER LOG NO. / PAGE:
DATE OF LOG-IN:

9306E57
6/30

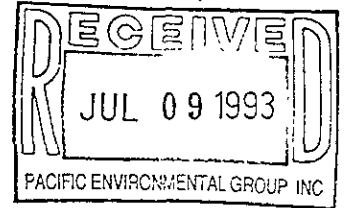
CIRCLE THE APPROPRIATE RESPONSE		LAB SAMPLE #	DASH #	CLIENT IDENTIFICATION	CONTAINER DESCRIPTION	SAMPLE MATRIX	DATE SAMP.	REMARKS: CONDITION (ETC)
1. Custody Seal(s):	Present / <u>Absent</u> Intact / Broken*	01	A1	SW-5, 3'	Core	soil	6/30	
2. Custody Seal Nos.:		02		SW-6, 4'				
		03		SW-7, 4'				
3. Chain-of-Custody Records:	<u>Present</u> / Absent*	04		WW-5, 4'				
		05		WW-6, 4'				
		06		NW-8, 3'				
4. Traffic Reports or Packing List:	Present / <u>Absent</u>	07		NW-9, 4'				
		08		TH-3'				
		09		EF-8, 5'				
		10		EF-9, 5'				
5. Alrbill:	Alrbill / Silcker <u>Present</u> / Absent	11		EF-10, 5'				
		12	↓	EF-11, 5'	↓	↓	↓	
6. Alrbill No.:			A	SP-4A				Composite
			B	SP-4B				
			C	SP-4C				
			D	SP-4D				
7. Sample Tags:	<u>Present</u> / Absent*							
Sample Tag Nos.:	<u>Listed</u> / Not Listed on Chain-of-Custody							
8. Sample Condition:	<u>Intact</u> / Broken* / Leaking*							
9. Does information on custody reports, traffic reports and sample tags agree?	<u>Yes</u> / No*							
10. Proper Preservatives Used:	<u>Yes</u> / No*							
11. Date Rec. at Lab:	<u>6-30-93</u>							
12. Time Rec. at Lab:	<u>1720</u>							

* If Circled, contact Project Manager and attach record of resolution



SEQUOIA ANALYTICAL

680 Chesapeake Drive • Redwood City, CA 94063
(415) 364-9600 • FAX (415) 364-9233



Pacific Environmental Group
2025 Gateway Place, Suite 440
San Jose, CA 95110
Attention: Mike Hurd

Project: 305-94.01/Shell, Castro Valley


Enclosed are the results from 1 soil sample received at Sequoia Analytical on June 30, 1993. The requested analyses are listed below:

SAMPLE #	SAMPLE DESCRIPTION	DATE OF COLLECTION	TEST METHOD
3FE7701	Soil, SP-4A to 4D comp	6/30/93	STLC Metals Reactivity, Corrosivity, & Ignitability EPA 5030/8015 EPA 8240 EPA 8270 SM 5520 E&F (Gravimetric)

Please contact me if you have any questions. In the meantime, thank you for the opportunity to work with you on this project.

Very truly yours,

SEQUOIA ANALYTICAL


Eileen A. Manning
Project Manager



SEQUOIA ANALYTICAL

680 Chesapeake Drive • Redwood City, CA 94063
(415) 364-9600 • FAX (415) 364-9233

Pacific Environmental Group	Client Project ID: 305-94.01/Shell, Castro Valley	Sampled: Jun 30, 1993
2025 Gateway Place, Suite 440	Sample Matrix: Soil	Received: Jun 30, 1993
San Jose, CA 95110	Analysis Method: EPA 5030/8015	Reported: Jul 8, 1993
Attention: Mike Hurd	First Sample #: 3FE7701	

TOTAL PURGEABLE PETROLEUM HYDROCARBONS

Analyte	Reporting Limit mg/kg	Sample I.D. 3FE7701 SP-4A to 4D comp
---------	--------------------------	---

Purgeable Hydrocarbons	1.0	N.D.
------------------------	-----	------


Chromatogram Pattern: --

Quality Control Data

Report Limit	
Multiplication Factor:	1.0
Date Analyzed:	7/5/93
Instrument Identification:	GCHP-2
Surrogate Recovery: (QC Limits = 70-130%)	98

Purgeable Hydrocarbons are quantitated against a fresh gasoline standard.
Analytes reported as N.D. were not detected above the stated reporting limit.

SEQUOIA ANALYTICAL


Eileen A. Manning
Project Manager



SEQUOIA ANALYTICAL

680 Chesapeake Drive • Redwood City, CA 94063
(415) 364-9600 • FAX (415) 364-9233


Pacific Environmental Group	Client Project ID: 305-94.01/Shell, Castro Valley	Sampled: Jun 30, 1993
2025 Gateway Place, Suite 440	Sample Descript: Soil, SP-4A to 4D comp	Received: Jun 30, 1993
San Jose, CA 95110	Analysis Method: EPA 8240	Analyzed: Jul 2, 1993
Attention: Mike Hurd	Lab Number: 3FE7701	Reported: Jul 8, 1993

VOLATILE ORGANICS by GC/MS (EPA 8240)

Analyte	Detection Limit µg/kg	Sample Results µg/kg
Acetone.....	500	N.D.
Benzene.....	100	N.D.
Bromodichloromethane.....	100	N.D.
Bromoform.....	100	N.D.
Bromomethane.....	100	N.D.
2-Butanone.....	500	N.D.
Carbon disulfide.....	100	N.D.
Carbon tetrachloride.....	100	N.D.
Chlorobenzene.....	100	N.D.
Chloroethane.....	100	N.D.
2-Chloroethyl vinyl ether.....	500	N.D.
Chloroform.....	100	N.D.
Chloromethane.....	100	N.D.
Dibromochloromethane.....	100	N.D.
1,1-Dichloroethane.....	100	N.D.
1,2-Dichloroethane.....	100	N.D.
1,1-Dichloroethene.....	100	N.D.
cis-1,2-Dichloroethene.....	100	N.D.
trans-1,2-Dichloroethene.....	100	N.D.
1,2-Dichloropropane.....	100	N.D.
cis-1,3-Dichloropropene.....	100	N.D.
trans-1,3-Dichloropropene.....	100	N.D.
Ethylbenzene.....	100	N.D.
2-Hexanone.....	500	N.D.
Methylene chloride.....	250	N.D.
4-Methyl-2-pentanone.....	500	N.D.
Styrene.....	100	N.D.
1,1,2,2-Tetrachloroethane.....	100	N.D.
Tetrachloroethene.....	100	N.D.
Toluene.....	100	N.D.
1,1,1-Trichloroethane.....	100	N.D.
1,1,2-Trichloroethane.....	100	N.D.
Trichloroethene.....	100	N.D.
Trichlorofluoromethane.....	100	N.D.
Vinyl acetate.....	100	N.D.
Vinyl chloride.....	100	N.D.
Total Xylenes.....	100	N.D.

Analytes reported as N.D. were not present above the stated limit of detection.

SEQUOIA ANALYTICAL


Eileen A. Manning
Project Manager



SEQUOIA ANALYTICAL

680 Chesapeake Drive • Redwood City, CA 94063
(415) 364-9600 • FAX (415) 364-9233

Pacific Environmental Group
2025 Gateway Place, Suite 440
San Jose, CA 95110
Attention: Mike Hurd

Client Project ID: 305-94.01/Shell, Castro Valley
Sample Descript: Soil, SP-4A to 4D comp
Analysis Method: EPA 8270
Lab Number: 3FE7701

Sampled: Jun 30, 1993
Received: Jun 30, 1993
Extracted: Jul 2, 1993
Analyzed: Jul 2, 1993
Reported: Jul 8, 1993

SEMI-VOLATILE ORGANICS by GC/MS (EPA 8270)

Analyte	Detection Limit µg/kg	Sample Results µg/kg
Acenaphthene.....	100	N.D.
Acenaphthylene.....	100	N.D.
Aniline.....	100	N.D.
Anthracene.....	100	N.D.
Benzidine.....	2,500	N.D.
Benzoic Acid.....	500	N.D.
Benzo(a)anthracene.....	100	N.D.
Benzo(b)fluoranthene.....	100	N.D.
Benzo(k)fluoranthene.....	100	N.D.
Benzo(g,h,i)perylene.....	100	N.D.
Benzo(a)pyrene.....	100	N.D.
Benzyl alcohol.....	100	N.D.
Bis(2-chloroethoxy)methane.....	100	N.D.
Bis(2-chloroethyl)ether.....	100	N.D.
Bis(2-chloroisopropyl)ether.....	100	N.D.
Bis(2-ethylhexyl)phthalate.....	500	N.D.
4-Bromophenyl phenyl ether.....	100	N.D.
Butyl benzyl phthalate.....	100	N.D.
4-Chloroaniline.....	100	N.D.
2-Chloronaphthalene.....	100	N.D.
4-Chloro-3-methylphenol.....	100	N.D.
2-Chlorophenol.....	100	N.D.
4-Chlorophenyl phenyl ether.....	100	N.D.
Chrysene.....	100	N.D.
Dibenz(a,h)anthracene.....	100	N.D.
Dibenzofuran.....	100	N.D.
Di-N-butyl phthalate.....	500	N.D.
1,3-Dichlorobenzene.....	100	N.D.
1,4-Dichlorobenzene.....	100	N.D.
1,2-Dichlorobenzene.....	100	N.D.
3,3-Dichlorobenzidine.....	500	N.D.
2,4-Dichlorophenol.....	100	N.D.
Diethyl phthalate.....	100	N.D.
2,4-Dimethylphenol.....	100	N.D.
Dimethyl phthalate.....	100	N.D.
4,6-Dinitro-2-methylphenol.....	500	N.D.
2,4-Dinitrophenol.....	500	N.D.



SEQUOIA ANALYTICAL

680 Chesapeake Drive • Redwood City, CA 94063
(415) 364-9600 • FAX (415) 364-9233

Pacific Environmental Group
2025 Gateway Place, Suite 440
San Jose, CA 95110
Attention: Mike Hurd

Client Project ID: 305-94.01/Shell, Castro Valley
Sample Descript: Soil, SP-4A to 4D comp
Analysis Method: EPA 8270
Lab Number: 3FE7701

Sampled: Jun 30, 1993
Received: Jun 30, 1993
Extracted: Jul 2, 1993
Analyzed: Jul 2, 1993
Reported: Jul 8, 1993

SEMI-VOLATILE ORGANICS by GC/MS (EPA 8270)

Analyte	Detection Limit µg/kg	Sample Results µg/kg
2,4-Dinitrotoluene.....	100	N.D.
2,6-Dinitrotoluene.....	100	N.D.
Di-N-octyl phthalate.....	100	N.D.
Fluoranthene.....	100	N.D.
Fluorene.....	100	N.D.
Hexachlorobenzene.....	100	N.D.
Hexachlorobutadiene.....	100	N.D.
Hexachlorocyclopentadiene.....	100	N.D.
Hexachloroethane.....	100	N.D.
Indeno(1,2,3-cd)pyrene.....	100	N.D.
Isophorone.....	100	N.D.
2-Methylnaphthalene.....	100	N.D.
2-Methylphenol.....	100	N.D.
4-Methylphenol.....	100	N.D.
Naphthalene.....	100	N.D.
2-Nitroaniline.....	500	N.D.
3-Nitroaniline.....	500	N.D.
4-Nitroaniline.....	500	N.D.
Nitrobenzene.....	100	N.D.
2-Nitrophenol.....	100	N.D.
4-Nitrophenol.....	500	N.D.
N-Nitrosodiphenylamine.....	100	N.D.
N-Nitroso-di-N-propylamine.....	100	N.D.
Pentachlorophenol.....	500	N.D.
Phenanthrene.....	100	N.D.
Phenol.....	100	N.D.
Pyrene.....	100	N.D.
1,2,4-Trichlorobenzene.....	100	N.D.
2,4,5-Trichlorophenol.....	500	N.D.
2,4,6-Trichlorophenol.....	100	N.D.

Analytes reported as N.D. were not present above the stated limit of detection.

SEQUOIA ANALYTICAL


Eileen A. Manning
Project Manager



SEQUOIA ANALYTICAL

680 Chesapeake Drive • Redwood City, CA 94063
(415) 364-9600 • FAX (415) 364-9233

Pacific Environmental Group
2025 Gateway Place, Suite 440
San Jose, CA 95110
Attention: Mike Hurd

Client Project ID: 305-94.01/Shell, Castro Valley
Matrix Descript: Soil
Analysis Method: SM 5520 E&F (Gravimetric)
First Sample #: 3FE7701

Sampled: Jun 30, 1993
Received: Jun 30, 1993
Extracted: Jul 1, 1993
Analyzed: Jul 2, 1993
Reported: Jul 8, 1993

TOTAL RECOVERABLE PETROLEUM OIL

Sample Number	Sample Description	Oil & Grease mg/kg
3FE7701	SP-4A to 4D comp	140

Detection Limits:

50

Analytes reported as N.D. were not present above the stated limit of detection.

SEQUOIA ANALYTICAL


Eileen A. Manning
Project Manager

3FE7701.PPP <5>



SEQUOIA ANALYTICAL

680 Chesapeake Drive • Redwood City, CA 94063
(415) 364-9600 • FAX (415) 364-9233

Pacific Environmental Group
2025 Gateway Place, Suite 440
San Jose, CA 95110

Client Project ID: 305-94.01/Shell, Castro Valley
Sample Descript: Soil, SP-4A to 4D comp

Lab Number: 3FE7701

Sampled: Jun 30, 1993
Received: Jun 30, 1993
Analyzed: Jul 1-2, 1993
Reported: Jul 8, 1993

Attention: Mike Hurd

CORROSIVITY, IGNITABILITY, AND REACTIVITY

Analyte	Detection Limit	Sample Results
Corrosivity: pH.....	N.A.	6.6
Ignitability: Flashpoint (Shell Open Cup).....	N.A.	Negative
Reactivity: Sulfide, mg/kg.....	13	N.D.
Cyanide, mg/kg.....	0.50	N.D.
Reaction with water.....	N.A.	Negative

Analytes reported as N.D. were not present above the stated limit of detection.

SEQUOIA ANALYTICAL

Eileen A. Manning
Project Manager



SEQUOIA ANALYTICAL

680 Chesapeake Drive • Redwood City, CA 94063
(415) 364-9600 • FAX (415) 364-9233

Pacific Environmental Group
2025 Gateway Place, Suite 440
San Jose, CA 95110
Attention: Mike Hurd

Client Project ID: 305-94.01/Shell, Castro Valley
Sample Descript: Soil, SP-4A to 4D comp
Lab Number: 3FE7701

Sampled: Jun 30, 1993
Received: Jun 30, 1993
Extracted: Jul 6, 1993
Reported: Jul 8, 1993

INORGANIC PERSISTENT AND BIOACCUMULATIVE TOXIC SUBSTANCES

Soluble Threshold Limit Concentration
Waste Extraction Test

Total Threshold Limit Concentration

Analyte	STLC	Detection	Analysis	TTL	Detection	Analysis
	Max. Limit (mg/L)	Limit (mg/L)	Result (mg/L)	Max. Limit (mg/kg)	Limit (mg/kg)	Result (mg/kg)
Antimony	15	0.10	0.14	500	5.0	-
Arsenic	5.0	0.10	N.D.	500	5.0	-
Barium	100	0.10	8.3	10,000	5.0	-
Beryllium	0.75	0.010	0.023	75	0.50	-
Cadmium	1.0	0.010	N.D.	100	0.50	-
Chromium (VI)	5.0	0.0050	-	500	0.050	-
Chromium	560	0.010	0.30	2,500	0.50	-
Cobalt	80	0.050	0.66	8,000	2.5	-
Copper	25	0.010	0.21	2,500	0.50	-
Lead	5.0	0.10	0.27	1,000	5.0	-
Mercury	0.20	0.00020	N.D.	20	0.010	-
Molybdenum	350	0.050	N.D.	3,500	2.5	-
Nickel	20	0.050	1.0	2,000	2.5	-
Selenium	1.0	0.050	N.D.	100	5.0	-
Silver	5.0	0.010	N.D.	500	0.50	-
Thallium	7.0	0.10	N.D.	700	5.0	-
Vanadium	24	0.050	0.70	2,400	2.5	-
Zinc	250	0.010	1.7	5,000	0.50	-
Asbestos	-	10	-	10,000	100	-
Fluoride	180	0.10	-	18,000	1.0	-

TTL results are reported as mg/kg of wet weight. Asbestos results are reported as fibers/g.
Analytes reported as N.D. were not present above the stated limit of detection.

SEQUOIA ANALYTICAL


Eileen A. Manning
Project Manager



SEQUOIA ANALYTICAL

680 Chesapeake Drive • Redwood City, CA 94063
(415) 364-9600 • FAX (415) 364-9233

Pacific Environmental Group
2025 Gateway Place, Suite 440
San Jose, CA 95110
Attention: Mike Hurd

Client Project ID: 305-94.01/Shell, Castro Valley
Matrix: Soil

QC Sample Group: 3FE7701

Reported: Jul 8, 1993

QUALITY CONTROL DATA REPORT

ANALYTE	Benzene	Toluene	Ethyl-Benzene	Xylenes
Method:	EPA 8020	EPA 8020	EPA 8020	EPA 8020
Analyst:	E. Cunanan	E. Cunanan	E. Cunanan	E. Cunanan
Conc. Spiked:	0.20	0.20	0.20	0.60
Units:	mg/kg	mg/kg	mg/kg	mg/kg
LCS Batch#:	GBLK070293	GBLK070293	GBLK070293	GBLK070293
Date Prepared:	7/2/93	7/2/93	7/2/93	7/2/93
Date Analyzed:	7/5/93	7/5/93	7/5/93	7/5/93
Instrument I.D.#:	GCHP-3	GCHP-3	GCHP-3	GCHP-3
LCS % Recovery:	90	95	100	97
Control Limits:	60-140	60-140	60-140	60-140

MS/MSD	Benzene	Toluene	Ethyl-Benzene	Xylenes
Batch #:	3FE5712	3FE5712	3FE5712	3FE5712
Date Prepared:	7/2/93	7/2/93	7/2/93	7/2/93
Date Analyzed:	7/2/93	7/2/93	7/2/93	7/2/93
Instrument I.D.#:	GCHP-18	GCHP-18	GCHP-18	GCHP-18
Matrix Spike % Recovery:	80	80	90	90
Matrix Spike Duplicate % Recovery:	80	85	90	92
Relative % Difference:	0.0	6.1	0.0	2.2

SEQUOIA ANALYTICAL

Eileen A. Manning
Eileen A. Manning
Project Manager

Please Note:

The LCS is a control sample of known, interferent free matrix that is analyzed using the same reagents, preparation and analytical methods employed for the samples. The LCS % recovery data is used for validation of sample batch results. Due to matrix effects, the QC limits for MS/MSD's are advisory only and are not used to accept or reject batch results.



SEQUOIA ANALYTICAL

680 Chesapeake Drive • Redwood City, CA 94063
(415) 364-9600 • FAX (415) 364-9233

Pacific Environmental Group
2025 Gateway Place, Suite 440
San Jose, CA 95110
Attention: Mike Hurd

Client Project ID: 305-94.01/Shell, Castro Valley
Matrix: Soil

QC Sample Group: 3FE7701

Reported: Jul 8, 1993

QUALITY CONTROL DATA REPORT

ANALYTE:	1,1-Dichloroethene	Trichloroethene	Benzene	Toluene	Chlorobenzene
Method:	EPA 8240	EPA 8240	EPA 8240	EPA 8240	EPA 8240
Analyst:	S. Hoffmann	S. Hoffmann	S. Hoffmann	S. Hoffmann	S. Hoffmann
Conc. Spiked:	2500	2500	2500	2500	2500
Units:	µg/kg	µg/kg	µg/kg	µg/kg	µg/kg
LCS Batch#:	BLK062893	BLK062893	BLK062893	BLK062893	BLK062893
Date Prepared:	6/28/93	6/28/93	6/28/93	6/28/93	6/28/93
Date Analyzed:	6/28/93	6/28/93	6/28/93	6/28/93	6/28/93
Instrument I.D.#:	F3	F3	F3	F3	F3
LCS % Recovery:	96	96	96	96	100
Control Limits:	59-172	62-137	66-142	59-139	60-133
<hr/>					
MS/MSD Batch #:	3FB2314	3FB2314	3FB2314	3FB2314	3FB2314
Date Prepared:	6/28/93	6/28/93	6/28/93	6/28/93	6/28/93
Date Analyzed:	6/28/93	6/28/93	6/28/93	6/28/93	6/28/93
Instrument I.D.#:	F3	F3	F3	F3	F3
Matrix Spike % Recovery:	104	116	108	116	112
Matrix Spike Duplicate % Recovery:	96	84	84	104	104
Relative % Difference:	8.0	32	25	11	7.4

Please Note:

The LCS is a control sample of known, interferent free matrix that is analyzed using the same reagents, preparation and analytical methods employed for the samples. The LCS % recovery data is used for validation of sample batch results. Due to matrix effects, the QC limits for MS/MSD's are advisory only and are not used to accept or reject batch results.

SEQUOIA ANALYTICAL

Eileen A. Manning
Eileen A. Manning
Project Manager



SEQUOIA ANALYTICAL

680 Chesapeake Drive • Redwood City, CA 94063
(415) 364-9600 • FAX (415) 364-9233

Pacific Environmental Group
2025 Gateway Place, Suite 440
San Jose, CA 95110
Attention: Mike Hurd

Client Project ID: 305-94.01/Shell, Castro Valley
Matrix: Soil

QC Sample Group: 3FE7701

Reported: Jul 8, 1993

QUALITY CONTROL DATA REPORT

ANALYTE	Phenol	2-Chlorophenol	1,4-Dichloro-benzene	N-Nitroso-Di-N-propylamine	1,2,4-Trichloro-benzene	4-Chloro-3-Methylphenol
Method:	EPA 8270	EPA 8270	EPA 8270	EPA 8270	EPA 8270	EPA 8270
Analyst:	E. Manuel	E. Manuel	E. Manuel	E. Manuel	E. Manuel	E. Manuel
Conc. Spiked:	100	100	50	50	50	100
Units:	ng	ng	ng	ng	ng	ng
LCS Batch#:	BLK062993	BLK062993	BLK062993	BLK062993	BLK062993	BLK062993
Date Prepared:	6/29/93	6/29/93	6/29/93	6/29/93	6/29/93	6/29/93
Date Analyzed:	6/30/93	6/30/93	6/30/93	6/30/93	6/30/93	6/30/93
Instrument I.D.#:	F4	F4	F4	F4	F4	F4
LCS % Recovery:	84	88	78	94	94	101
Control Limits:	26-90	25-102	28-104	41-126	38-107	26-103
<hr/>						
MS/MSD Batch #:	3FB2315	3FB2315	3FB2315	3FB2315	3FB2315	3FB2315
Date Prepared:	6/29/93	6/29/93	6/29/93	6/29/93	6/29/93	6/29/93
Date Analyzed:	6/30/93	6/30/93	6/30/93	6/30/93	6/30/93	6/30/93
Instrument I.D.#:	F4	F4	F4	F4	F4	F4
Matrix Spike % Recovery:	88	90	76	94	90	111
Matrix Spike Duplicate % Recovery:	78	85	70	86	84	91
Relative % Difference:	12	5.7	8.2	8.9	6.9	20

SEQUOIA ANALYTICAL

Eileen A. Manning
Project Manager

Please Note:

The LCS is a control sample of known, interferent free matrix that is analyzed using the same reagents, preparation and analytical methods employed for the samples. The LCS % recovery data is used for validation of sample batch results. Due to matrix effects, the QC limits for MS/MSD's are advisory only and are not used to accept or reject batch results.



SEQUOIA ANALYTICAL

680 Chesapeake Drive • Redwood City, CA 94063
(415) 364-9600 • FAX (415) 364-9233

Pacific Environmental Group
2025 Gateway Place, Suite 440
San Jose, CA 95110
Attention: Mike Hurd

Client Project ID: 305-94.01/Shell, Castro Valley
Matrix: Soil

QC Sample Group: 3FE7701

Reported: Jul 8, 1993

QUALITY CONTROL DATA REPORT

ANALYTE	Acenaphthene	4-Nitrophenol	2,4-Dinitro-toluene	Pentachloro-phenol	Pyrene
Method:	EPA 8270	EPA 8270	EPA 8270	EPA 8270	EPA 8270
Analyst:	E. Manuel	E. Manuel	E. Manuel	E. Manuel	E. Manuel
Conc. Spiked:	50	100	50	100	50
Units:	ng	ng	ng	ng	ng
LCS Batch#:	BLK062993	BLK062993	BLK062993	BLK062993	BLK062993
Date Prepared:	6/29/93	6/29/93	6/29/93	6/29/93	6/29/93
Date Analyzed:	6/30/93	6/30/93	6/30/93	6/30/93	6/30/93
Instrument I.D.#:	F4	F4	F4	F4	F4
LCS % Recovery:	84	110	88	71	116
Control Limits:	31-137	11-114	28-89	17-109	35-142
<hr/>					
MS/MSD Batch #:	3FB2315	3FB2315	3FB2315	3FB2315	3FB2315
Date Prepared:	6/29/93	6/29/93	6/29/93	6/29/93	6/29/93
Date Analyzed:	6/30/93	6/30/93	6/30/93	6/30/93	6/30/93
Instrument I.D.#:	F4	F4	F4	F4	F4
Matrix Spike % Recovery:	82	120	82	88	112
Matrix Spike Duplicate % Recovery:	72	96	70	83	100
Relative % Difference:	13	22	16	5.8	11

Please Note:
The LCS is a control sample of known, interferent free matrix that is analyzed using the same reagents, preparation and analytical methods employed for the samples. The LCS % recovery data is used for validation of sample batch results. Due to matrix effects, the QC limits for MS/MSD's are advisory only and are not used to accept or reject batch results.

SEQUOIA ANALYTICAL

Eileen A. Manning
Project Manager



SEQUOIA ANALYTICAL

680 Chesapeake Drive • Redwood City, CA 94063
(415) 364-9600 • FAX (415) 364-9233

Pacific Environmental Group
2025 Gateway Place, Suite 440
San Jose, CA 95110
Attention: Mike Hurd

Client Project ID: 305-94.01/Shell, Castro Valley
Matrix: Soil

QC Sample Group: 3FE7701

Reported: Jul 8, 1993

QUALITY CONTROL DATA REPORT

ANALYTE	Total Recoverable		
	Petroleum Hydrocarbons	Cyanide	Sulfide
Method:	SM 5520 EF	EPA 9010	EPA 9030
Analyst:	Shkidt/Nelson	A. Savva	K. Newberry
Conc. Spiked:	1000	3.4	10
Units:	mg/kg	mg/kg	mg/kg
LCS Batch#:	BLK062693	LCS070293	LCS070293
Date Prepared:	6/26/93	7/2/93	7/2/93
Date Analyzed:	6/28/93	7/2/93	7/2/93
Instrument I.D.#:	N.A.	N.A.	N.A.
LCS % Recovery:	85	99	111
Control Limits:	70-110	80-120	80-120

MS/MSD Batch #:	3FA4006	3F96601	3FE6901
Date Prepared:	6/26/93	6/25/93	7/2/93
Date Analyzed:	6/28/93	6/25/93	7/2/93
Instrument I.D.#:	N.A.	N.A.	N.A.
Matrix Spike % Recovery:	72	98	108
Matrix Spike Duplicate % Recovery:	70	97	104
Relative % Difference:	2.8	1.0	3.8

SEQUOIA ANALYTICAL

Eileen A. Manning
Project Manager

Please Note:

The LCS is a control sample of known, interferent free matrix that is analyzed using the same reagents, preparation and analytical methods employed for the samples. The LCS % recovery data is used for validation of sample batch results. Due to matrix effects, the QC limits for MS/MSD's are advisory only and are not used to accept or reject batch results.



SEQUOIA ANALYTICAL

680 Chesapeake Drive • Redwood City, CA 94063
(415) 364-9600 • FAX (415) 364-9233

Pacific Environmental Group
2025 Gateway Place, Suite 440
San Jose, CA 95110
Attention: Mike Hurd

Client Project ID: 305-94.01/Shell, Castro Valley
Matrix: Soil

QC Sample Group: 3FE7701

Reported: Jul 8, 1993

QUALITY CONTROL DATA REPORT

ANALYTE	pH	Flashpoint
---------	----	------------

Method:	EPA 9045	Shell Open Cup
Analyst:	K. Follett	K. Newberry
Units:	pH units	N.A.
Date:	7/1/93	7/2/93

Sample #:	3FE7709	3FE7701
------------------	---------	---------

Sample Concentration:	6.6	Negative
------------------------------	-----	----------

Sample Duplicate Concentration:	6.6	Negative
--	-----	----------

% RPD:	0.0	N.A.
---------------	-----	------

Control Limits:	0-30	N.A.
------------------------	------	------

SEQUOIA ANALYTICAL

Eileen A. Manning
Eileen A. Manning
Project Manager



SEQUOIA ANALYTICAL

680 Chesapeake Drive • Redwood City, CA 94063
(415) 364-9600 • FAX (415) 364-9233

Pacific Environmental Group
2025 Gateway Place, Suite 440
San Jose, CA 95110
Attention: Mike Hurd

Client Project ID: 305-94.01/Shell, Castro Valley
Matrix: Liquid

QC Sample Group: 3FE7701

Reported: Jul 8, 1993

QUALITY CONTROL DATA REPORT

ANALYTE	Beryllium	Cadmium	Chromium	Nickel
Method:	EPA 200.7	EPA 200.7	EPA 200.7	EPA 200.7
Analyst:	C. Medefesser	C. Medefesser	C. Medefesser	C. Medefesser
Conc. Spiked:	1.0	1.0	1.0	1.0
Units:	mg/L	mg/L	mg/L	mg/L
LCS Batch#:	BLK070693	BLK070693	BLK070693	BLK070693
Date Prepared:	7/6/93	7/6/93	7/6/93	7/6/93
Date Analyzed:	7/6/93	7/6/93	7/6/93	7/6/93
Instrument I.D.#:	MTJA-2	MTJA-2	MTJA-2	MTJA-2
LCS % Recovery:	102	98	98	97
Control Limits:	75-125	75-125	75-125	75-125

MS/MSD Batch #:	3G06601	3G06601	3G06601	3G06601
Date Prepared:	7/6/93	7/6/93	7/6/93	7/6/93
Date Analyzed:	7/6/93	7/6/93	7/6/93	7/6/93
Instrument I.D.#:	MTJA-2	MTJA-2	MTJA-2	MTJA-2
Matrix Spike % Recovery:	97	98	95	92
Matrix Spike Duplicate % Recovery:	94	95	92	91
Relative % Difference:	3.1	3.1	3.2	1.1

SEQUOIA ANALYTICAL

Eileen A. Manning
Project Manager

Please Note:

The LCS is a control sample of known, interferent free matrix that is analyzed using the same reagents, preparation and analytical methods employed for the samples. The LCS % recovery data is used for validation of sample batch results. Due to matrix effects, the QC limits for MS/MSD's are advisory only and are not used to accept or reject batch results.



SEQUOIA ANALYTICAL

680 Chesapeake Drive • Redwood City, CA 94063
(415) 364-9600 • FAX (415) 364-9233

Pacific Environmental Group
2025 Gateway Place, Suite 440
San Jose, CA 95110
Attention: Mike Hurd

Client Project ID: 305-94.01/Shell, Castro Valley
Matrix: Liquid

QC Sample Group: 3FE7701

Reported: Jul 8, 1993

QUALITY CONTROL DATA REPORT

ANALYTE	Mercury	Selenium
---------	---------	----------

Method:	EPA 245.1	EPA 270.2
Analyst:	A. McDonald	S. Chin
Conc. Spiked:	0.0020	0.050
Units:	mg/L	mg/L
LCS Batch#:	BLK070793	BLK070693
Date Prepared:	7/7/93	7/6/93
Date Analyzed:	7/7/93	7/6/93
Instrument I.D.#:	MPE-2	MTJA-3
LCS % Recovery:	105	91
Control Limits:	90-110	75-125

MS/MSD Batch #:	3G12401	3F87508
Date Prepared:	7/7/93	7/6/93
Date Analyzed:	7/7/93	7/6/93
Instrument I.D.#:	MPE-2	MTJA-3
Matrix Spike % Recovery:	99	41
Matrix Spike Duplicate % Recovery:	97	45
Relative % Difference:	2.0	9.3

SEQUOIA ANALYTICAL

Eileen A. Manning
Project Manager

Please Note:

The LCS is a control sample of known, interferent free matrix that is analyzed using the same reagents, preparation and analytical methods employed for the samples. The LCS % recovery data is used for validation of sample batch results. Due to matrix effects, the QC limits for MS/MSD's are advisory only and are not used to accept or reject batch results.



SHELL OIL COMPANY 305-94.01
 RETAIL ENVIRONMENTAL ENGINEERING - WEST

CHAIN OF CUSTODY RECORD

Serial No: _____

Date: 6-30-93

Page 3 of 3

Site Address: 2724 Castro Valley Blvd, Castro Valley

Analysis Required

LAB: Sequoia

WIC#: 204-1381-0407

Shell Engineer: Randy Orlowski
 Phone No.: 714 520-3395
 Fax #: 520-3469

Consultant Name & Address: PACIFIC ENVIRONMENTAL GROUP, INC.
 2025 GATEWAY PLACE, Ste. 440 SAN JOSE, CALIFORNIA 95110

Consultant Contact: Mike Hurd
 Phone No.: 408 441-7500
 Fax #: 441-7539

Comments:

Sampled by: Charles Melancon

Printed Name: Charles Melancon

Sample ID	Date	Sludge	Soil	Water	Air	No. of conds.	TPH (EPA 8015 Mod. Gas)	TPH (EPA 8015 Mod. Diesel)	BTEX (EPA 8020/602)	Volatile Organics (EPA 8240)	Combination TPH 8015 & BTEX 8020	Preparation Used	Composite Y/N
01A SP-4A	6/30/93		X			1	X		X	X	X	X	X
02A SP-4B						1							Y
03A SP-4C						1							Y
04A SP-4D						1							Y

CHECK ONE (1) BOX ONLY	CT/DT	TURN AROUND TIME
G.W. Monitoring <input type="checkbox"/>	4461	24 hours <input type="checkbox"/>
Site Investigation <input type="checkbox"/>	4441	48 hours <input type="checkbox"/>
Soil Classify/Disposal <input checked="" type="checkbox"/>	4442	15 days <input type="checkbox"/> (Normal)
Water Classify/Disposal <input type="checkbox"/>	4443	Other <input checked="" type="checkbox"/> 5day
Soil/Air Rem. or Sys. O & M <input type="checkbox"/>	4452	
Water Rem. or Sys. O & M <input type="checkbox"/>	4453	
Other <input type="checkbox"/>		

UST AGENCY:

MATERIAL DESCRIPTION	SAMPLE CONDITION/ COMMENTS
Soil/Spills	Composite 9306E7

Relinquished By (signature): Charles Melancon
 Printed Name: Charles Melancon
 Date: 6-30-93
 Time: 4:00

Received (signature): M Daden
 Printed Name: M Daden
 Date: 6/30/93
 Time: 17:00

Received (signature): M Daden
 Printed Name: M Daden
 Date: 6/30/93
 Time: 16:05

THE LABORATORY MUST PROVIDE A COPY OF THIS CHAIN-OF-CUSTODY WITH INVOICE AND RESULTS

CLIENT NAME:
REC. BY (PRINT):

§ PEG
GM

MASTER LOG NO. / PAGE:
DATE OF LOG-IN:

9306ET7
07/01/93


CIRCLE THE APPROPRIATE RESPONSE		LAB SAMPLE #	DASH #	CLIENT IDENTIFICATION	CONTAINER DESCRIPTION	SAMPLE MATRIX	DATE SAMP.	REMARKS: CONDITION (ETC)
1. Custody Seal(s):	Present / <u>Absent</u> Intact / Broken*	/	A1	SW-5, 3'	Core	Soil	6/30	
2. Custody Seal Nos.:				SW-6, 4'				
3. Chain-of-Custody Records:	<u>Present</u> / Absent*			SW-7, 4'				
4. Traffic Reports or Packing List:	Present / <u>Absent</u>			WW-5, 4'				
5. Airbill:	Airbill / Sticker Present / <u>Absent</u>			WW-6, 4'				
6. Airbill No.:				NW-8, 3'				
7. Sample Tags:	<u>Present</u> / Absent*			*NW-9, 4'				
8. Sample Condition:	<u>Intact</u> / Broken* / Leaking*			74, 3'				
9. Does Information on custody reports, traffic reports and sample tags agree?	<u>Yes</u> / No*			EF-8, 5'				
10. Proper Preservatives Used:	<u>Yes</u> / No*			EF-9, 5'				
11. Date Rec. at Lab:	<u>6-30-93</u>		EF-10, 5'					
12. Time Rec. at Lab:	<u>1720</u>		EF-11, 5'					
			01	SP-4A				} Composite
			B	SP-4B				
			C	SP-4C				
			D	SP-4D				

...ed, contact Project Manager and attach record of resolution



SEQUOIA ANALYTICAL

680 Chesapeake Drive • Redwood City, CA 94063
(415) 364-9600 • FAX (415) 364-9233



Pacific Environmental Group
2025 Gateway Place, Suite 440
San Jose, CA 95110
Attention: Mike Hurd

Project: 305-94.01/Shell, Castro Valley

Enclosed are the results from 8 soil samples received at Sequoia Analytical on July 1, 1993. The requested analyses are listed below:

SAMPLE #	SAMPLE DESCRIPTION	DATE OF COLLECTION	TEST METHOD
3G03501	Soil, LNW-1, 10'	7/1/93	EPA 3550/8015 EPA 5030/8015/8020 SM 5520 E&F (Gravimetric)
3G03502	Soil, LSW-1, 10'	7/1/93	EPA 3550/8015 EPA 5030/8015/8020 SM 5520 E&F (Gravimetric)
3G03503	Soil, LEW-1, 10'	7/1/93	EPA 3550/8015 EPA 5030/8015/8020 SM 5520 E&F (Gravimetric)
3G03504	Soil, LEW-2, 10'	7/1/93	EPA 3550/8015 EPA 5030/8015/8020 SM 5520 E&F (Gravimetric)
3G03505	Soil, LWW-1, 10'	7/1/93	EPA 3550/8015 EPA 5030/8015/8020 SM 5520 E&F (Gravimetric)
3G03506	Soil, LWW-2, 10'	7/1/93	EPA 3550/8015 EPA 5030/8015/8020 SM 5520 E&F (Gravimetric)
3G03507	Soil, EF-12, 14'	7/1/93	EPA 3550/8015 EPA 5030/8015/8020 SM 5520 E&F (Gravimetric)
3G03508	Soil, EF-13, 14'	7/1/93	EPA 3550/8015 EPA 5030/8015/8020 SM 5520 E&F (Gravimetric)

Please contact me if you have any questions. In the meantime, thank you for the opportunity to work with you on this project.

Very truly yours,

SEQUOIA ANALYTICAL


Eileen A. Manning
Project Manager



SEQUOIA ANALYTICAL

680 Chesapeake Drive • Redwood City, CA 94063
(415) 364-9600 • FAX (415) 364-9233

Pacific Environmental Group
2025 Gateway Place, Suite 440
San Jose, CA 95110
Attention: Mike Hurd

Client Project ID: 305-94.01/Shell, Castro Valley
Sample Matrix: Soil
Analysis Method: EPA 5030/8015/8020
First Sample #: 3G03501

Sampled: Jul 1, 1993
Received: Jul 1, 1993
Reported: Jul 6, 1993

TOTAL PURGEABLE PETROLEUM HYDROCARBONS with BTEX DISTINCTION

Analyte	Reporting Limit mg/kg	Sample I.D. 3G03501 LNW-1, 10'	Sample I.D. 3G03502 LSW-1, 10'	Sample I.D. 3G03503 LEW-1, 10'	Sample I.D. 3G03504 LEW-2, 10'	Sample I.D. 3G03505 LWW-1, 10'	Sample I.D. 3G03506 LWW-2, 10'
Purgeable Hydrocarbons	1.0	N.D.	9.2	1,500	1.3	1,300	560
Benzene	0.0050	N.D.	0.048	3.3	N.D.	5.8	2.7
Toluene	0.0050	N.D.	0.022	9.5	N.D.	N.D.	1.2
Ethyl Benzene	0.0050	N.D.	0.074	14	0.022	13	6.9
Total Xylenes	0.0050	N.D.	0.12	86	0.025	43	45
Chromatogram Pattern:		--	Gas+Non-gas C4 - C12	Gas+Non-gas C4 - C12	Non-gas > C7	Gas+ Non-gas C4 - C12	Gas+ Non-gas > C8

Quality Control Data

Report Limit							
Multiplication Factor:	1.0	1.0	50	1.0	250	50	
Date Analyzed:	7/5/93	7/5/93	7/5/93	7/5/93	7/5/93	7/5/93	7/5/93
Instrument Identification:	GCHP-3	GCHP-3	GCHP-3	GCHP-2	GCHP-3	GCHP-2	
Surrogate Recovery, %: (QC Limits = 70-130%)	92	122	127	97	125	130	

Purgeable Hydrocarbons are quantitated against a fresh gasoline standard.
Analytes reported as N.D. were not detected above the stated reporting limit.

SEQUOIA ANALYTICAL


Eileen A. Manning
Project Manager



SEQUOIA ANALYTICAL

680 Chesapeake Drive • Redwood City, CA 94063
(415) 364-9600 • FAX (415) 364-9233

Pacific Environmental Group
2025 Gateway Place, Suite 440
San Jose, CA 95110
Attention: Mike Hurd

Client Project ID: 305-94.01/Shell, Castro Valley
Sample Matrix: Soil
Analysis Method: EPA 5030/8015/8020
First Sample #: 3G03507

Sampled: Jul 1, 1993
Received: Jul 1, 1993
Reported: Jul 6, 1993

TOTAL PURGEABLE PETROLEUM HYDROCARBONS with BTEX DISTINCTION

Analyte	Reporting Limit mg/kg	Sample I.D. 3G03507 EF-12, 14'	Sample I.D. 3G03508 EF-13, 14'
Purgeable Hydrocarbons	1.0	N.D.	N.D.
Benzene	0.0050	N.D.	N.D.
Toluene	0.0050	N.D.	N.D.
Ethyl Benzene	0.0050	N.D.	N.D.
Total Xylenes	0.0050	0.011	0.021
Chromatogram Pattern:		--	--

Quality Control Data

Report Limit		
Multiplication Factor:	1.0	1.0
Date Analyzed:	7/5/93	7/5/93
Instrument Identification:	GCHP-2	GCHP-2
Surrogate Recovery, %: (QC Limits = 70-130%)	96	96

Purgeable Hydrocarbons are quantitated against a fresh gasoline standard.
Analytes reported as N.D. were not detected above the stated reporting limit.

SEQUOIA ANALYTICAL


Eileen A. Manning
Project Manager



SEQUOIA ANALYTICAL

680 Chesapeake Drive • Redwood City, CA 94063
(415) 364-9600 • FAX (415) 364-9233

Pacific Environmental Group
2025 Gateway Place, Suite 440
San Jose, CA 95110
Attention: Mike Hurd

Client Project ID: 305-94.01/Shell, Castro Valley
Sample Matrix: Soil
Analysis Method: EPA 3550/8015
First Sample #: 3G03501

Sampled: Jul 1, 1993
Received: Jul 1, 1993
Reported: Jul 6, 1993

TOTAL EXTRACTABLE PETROLEUM HYDROCARBONS

Analyte	Reporting Limit mg/kg	Sample I.D. 3G03501 LNW-1, 10'	Sample I.D. 3G03502 LSW-1, 10'	Sample I.D. 3G03503 LEW-1, 10'	Sample I.D. 3G03504 LEW-2, 10'	Sample I.D. 3G03505 LWW-1, 10'	Sample I.D. 3G03506 LWW-2, 10'
Extractable Hydrocarbons	1.0	N.D.	2.4	190	71	810	95
Chromatogram Pattern:		--	Non-diesel < C13	Non-diesel < C13	Non-diesel < C13	Non-diesel < C13	Non-diesel < C14

Quality Control Data

Report Limit							
Multiplication Factor:	1.0	1.0	20	5.0	100	20	
Date Extracted:	7/1/93	7/1/93	7/1/93	7/1/93	7/1/93	7/1/93	7/1/93
Date Analyzed:	7/1/93	7/2/93	7/2/93	7/2/93	7/2/93	7/2/93	7/2/93
Instrument Identification:	GCHP-5 INJ. B	GCHP-5 INJ. B	GCHP-5 INJ. B	GCHP-5 INJ. B	GCHP-5 INJ. B	GCHP-5 INJ. B	GCHP-5 INJ. B

Extractable Hydrocarbons are quantitated against a fresh diesel standard.
Analytes reported as N.D. were not detected above the stated reporting limit.

SEQUOIA ANALYTICAL


Eileen A. Manning
Project Manager



SEQUOIA ANALYTICAL

680 Chesapeake Drive • Redwood City, CA 94063
(415) 364-9600 • FAX (415) 364-9233

Pacific Environmental Group
2025 Gateway Place, Suite 440
San Jose, CA 95110
Attention: Mike Hurd

Client Project ID: 305-94.01/Shell, Castro Valley
Sample Matrix: Soil
Analysis Method: EPA 3550/8015
First Sample #: 3G03507

Sampled: Jul 1, 1993
Received: Jul 1, 1993
Reported: Jul 6, 1993

TOTAL EXTRACTABLE PETROLEUM HYDROCARBONS

Analyte	Reporting Limit mg/kg	Sample I.D. 3G03507 EF-12, 14'	Sample I.D. 3G03508 EF-13, 14'
Extractable Hydrocarbons	1.0	N.D.	2.1
Chromatogram Pattern:		--	Diesel + Non-diesel mix < C12

Quality Control Data

Report Limit		
Multiplication Factor:	1.0	1.0
Date Extracted:	7/1/93	7/1/93
Date Analyzed:	7/2/93	7/1/93
Instrument Identification:	GCHP-5 INJ. B	GCHP-5 INJ. B

Extractable Hydrocarbons are quantitated against a fresh diesel standard.
Analytes reported as N.D. were not detected above the stated reporting limit.

SEQUOIA ANALYTICAL


Eileen A. Manning
Project Manager



SEQUOIA ANALYTICAL

680 Chesapeake Drive • Redwood City, CA 94063
(415) 364-9600 • FAX (415) 364-9233

Pacific Environmental Group
2025 Gateway Place, Suite 440
San Jose, CA 95110
Attention: Mike Hurd

Client Project ID: 305-94.01/Shell, Castro Valley
Matrix Descript: Soil
Analysis Method: SM 5520 E&F (Gravimetric)
First Sample #: 3G03501

Sampled: Jul 1, 1993
Received: Jul 1, 1993
Extracted: Jul 1, 1993
Analyzed: Jul 2, 1993
Reported: Jul 6, 1993

TOTAL RECOVERABLE PETROLEUM HYDROCARBONS

Sample Number	Sample Description	Oil & Grease mg/kg
3G03501	LNW-1, 10'	N.D.
3G03502	LSW-1, 10'	N.D.
3G03503	LEW-1, 10'	89
3G03504	LEW-2, 10'	54
3G03505	LWW-1, 10'	870
3G03506	LWW-2, 10'	200
3G03507	EF-12, 14'	N.D.
3G03508	3F-13, 14'	N.D.

Detection Limits:

50

Analytes reported as N.D. were not present above the stated limit of detection.

SEQUOIA ANALYTICAL


Eileen A. Manning
Project Manager

3G03501.PPP <5>



SEQUOIA ANALYTICAL

680 Chesapeake Drive • Redwood City, CA 94063

(415) 364-9600 • FAX (415) 364-9233

Pacific Environmental Group
2025 Gateway Place, Suite 440
San Jose, CA 95110
Attention: Mike Hurd

Client Project ID: 305-94.01/Shell, Castro Valley
Matrix: Soil

QC Sample Group: 3G03501-08

Reported: Jul 6, 1993

QUALITY CONTROL DATA REPORT

ANALYTE	Benzene	Toluene	Ethyl-Benzene	Xylenes
Method:	EPA 8020	EPA 8020	EPA 8020	EPA 8020
Analyst:	E. Cunanan	E. Cunanan	E. Cunanan	E. Cunanan
Conc. Spiked:	0.20	0.20	0.20	0.60
Units:	mg/kg	mg/kg	mg/kg	mg/kg
LCS Batch#:	GBLK070293	GBLK070293	GBLK070293	GBLK070293
Date Prepared:	7/2/93	7/2/93	7/2/93	7/2/93
Date Analyzed:	7/5/93	7/5/93	7/5/93	7/5/93
Instrument I.D.#:	GCHP-3	GCHP-3	GCHP-3	GCHP-3
LCS % Recovery:	90	95	100	97
Control Limits:	60-140	60-140	60-140	60-140

MS/MSD				
Batch #:	3FE5712	3FE5712	3FE5712	3FE5712
Date Prepared:	7/2/93	7/2/93	7/2/93	7/2/93
Date Analyzed:	7/2/93	7/2/93	7/2/93	7/2/93
Instrument I.D.#:	GCHP-18	GCHP-18	GCHP-18	GCHP-18
Matrix Spike % Recovery:	80	80	90	90
Matrix Spike Duplicate % Recovery:	80	85	90	92
Relative % Difference:	0.0	6.1	0.0	2.2

SEQUOIA ANALYTICAL

Eileen A. Manning
Project Manager

Please Note:

The LCS is a control sample of known, interferent free matrix that is analyzed using the same reagents, preparation and analytical methods employed for the samples. The LCS % recovery data is used for validation of sample batch results. Due to matrix effects, the QC limits for MS/MSD's are advisory only and are not used to accept or reject batch results.



SEQUOIA ANALYTICAL

680 Chesapeake Drive • Redwood City, CA 94063

(415) 364-9600 • FAX (415) 364-9233

Pacific Environmental Group
2025 Gateway Place, Suite 440
San Jose, CA 95110
Attention: Mike Hurd

Client Project ID: 305-94.01/Shell, Castro Valley
Matrix: Soil

QC Sample Group: 3G03501-08

Reported: Jul 6, 1993


QUALITY CONTROL DATA REPORT

ANALYTE	Diesel	Total Recoverable Petroleum Hydrocarbons
Method:	EPA 8015	SM 5520 EF
Analyst:	C. Lee	Shkidt/Nelson
Conc. Spiked:	15	1000
Units:	mg/kg	mg/kg
LCS Batch#:	DBLK070193	BLK063093
Date Prepared:	7/1/93	6/30/93
Date Analyzed:	7/1/93	7/1/93
Instrument I.D.#:	GCHP-5 INJ. B	N.A.
LCS % Recovery:	67	80
Control Limits:	50-150	70-110
<hr/>		
MS/MSD Batch #:	3G03508	3FE5709
Date Prepared:	7/1/93	6/30/93
Date Analyzed:	7/1/93	7/1/93
Instrument I.D.#:	GCHP-5 INJ. B	N.A.
Matrix Spike % Recovery:	73	100
Matrix Spike Duplicate % Recovery:	51	100
Relative % Difference:	35	0.0

SEQUOIA ANALYTICAL

Please Note:

The LCS is a control sample of known, interferent free matrix that is analyzed using the same reagents, preparation and analytical methods employed for the samples. The LCS % recovery data is used for validation of sample batch results. Due to matrix effects, the QC limits for MS/MSD's are advisory only and are not used to accept or reject batch results.


Eileen A. Manning
Project Manager

3G03501.PPP <7>



SHELL OIL COMPANY 305-9401
RETAIL ENVIRONMENTAL ENGINEERING - WEST

CHAIN OF CUSTODY RECORD

Serial No.: _____

Date: 7-1-93
 Page 1 of 1

LAB: Sequoia

Address: 724 Castro Valley Blvd, Castro Valley
 Phone: 204-1381-0407

Consultant Name & Address: Randy Orlovski
 Phone No: (714) 520-3395
 Fax #: 520-3312
 2025 Gateway Place, Suite 440
 San Jose, California 95110
 (408) 441-7500 FAX (408) 441-7539

Consultant Contact: Mike Aurd
 Phone No. _____
 Fax #: _____

Comments: _____

Sampled By: Charles Melancon
 Printed Name: Charles Melancon

Analysis Required

TPH (EPA 8015 Mod. Gas)	TPH (EPA 8015 Mod. Diesel)	BTX (EPA 8020/602)	Volatile Organics (EPA 8240)	Test for Disposal	5520 ERF
-------------------------	----------------------------	--------------------	------------------------------	-------------------	----------

CHECK ONE (1) BOX ONLY	CT/DT	TURN AROUND TIME
Quarterly Monitoring <input type="checkbox"/>	5461	24 hours <input checked="" type="checkbox"/>
Site Investigation <input checked="" type="checkbox"/>	5441	48 hours <input type="checkbox"/>
Soil for disposal <input type="checkbox"/>	5442	15 days <input type="checkbox"/> (Normal)
Water for disposal <input type="checkbox"/>	5443	Other <input type="checkbox"/>
Air Sample - Sys O&M <input type="checkbox"/>	5452	NOTE: Notify Lab as soon as possible of 24/48 hrs. TAT.
Water Sample - Sys O&M <input type="checkbox"/>	5453	
Other <input type="checkbox"/>		

Sample ID	Date	Soil	Water	Air	No. of conts.	TPH (EPA 8015 Mod. Gas)	TPH (EPA 8015 Mod. Diesel)	BTX (EPA 8020/602)	Volatile Organics (EPA 8240)	Test for Disposal	Container Size	Preparation Used	Composite Y/N	MATERIAL DESCRIPTION	SAMPLE CONDITION/ COMMENTS
LWW-1, 10"	7-1-93	X			1	X	X	X		X	2 1/2 gal		N	UST/soil	
LSW-1, 10"															
LEW-1, 10"															
LEW-2, 10"															
LWW-1, 10"															
LWW-2, 10"															
EF-12, 14"															
EF-13, 14"															

Relinquished By (signature): <u>Charles Melancon</u>	Printed name: <u>Charles Melancon</u>	Date: <u>7-1-93</u>	Received (signature): _____	Printed name: _____	Date: _____
Relinquished By (signature): _____	Printed name: _____	Time: <u>1810</u>	Received (signature): _____	Printed name: _____	Date: _____
Relinquished By (signature): _____	Printed name: _____	Date: _____	Received (signature): <u>Gregg Mandell</u>	Printed name: <u>Gregg Mandell</u>	Date: <u>7-1-93</u>
		Time: _____			Time: <u>1810</u>

THE LABORATORY MUST PROVIDE A COPY OF THIS CHAIN-OF-CUSTODY WITH INVOICE AND RESULTS

9307035

CLIENT NAME:
REC. BY (PRINT):

PEG
GM

MASTER LOG NO. / PAGE:
DATE OF LOG-IN:

7-1-93


CIRCLE THE APPROPRIATE RESPONSE		LAB SAMPLE #	DASH #	CLIENT IDENTIFICATION	CONTAINER DESCRIPTION	SAMPLE MATRIX	DATE SAMP.	REMARKS: CONDITION (ETC)
1. Custody Seal(s):	Present / Absent Intact / Broken*	01	A	LNW-1, 10'	Core	Soil	7/1/93	
2. Custody Seal Nos.:		02		LSW-1, 10'				
3. Chain-of-Custody Records:	Present / Absent*	03		LEW-1, 10'				
4. Traffic Reports or Packing List:	Present / Absent	04		LEW-2, 10'				
5. Airbill:	Airbill / Sticker Present / Absent	05		LWW-1, 10'				
6. Airbill No.:		06		LWW-2, 10'				
7. Sample Tags: Sample Tag Nos.:	Present / Absent* Listed / Not Listed on Chain-of-Custody	07		EF-12, 14'				
8. Sample Condition:	Intact / Broken* / Leaking*	08		EF-13, 14'				
9. Does information on custody reports, traffic reports and sample tags agree?	Yes / No*							
10. Proper Preservatives Used:	Yes / No*							
11. Date Rec. at Lab:	7-1-93							
12. Time Rec. at Lab:	1810							

* If Circled, contact Project Manager and attach record of resolution



SEQUOIA ANALYTICAL

680 Chesapeake Drive • Redwood City, CA 94063
(415) 364-9600 • FAX (415) 364-9233



Pacific Environmental Group
2025 Gateway Place, Suite 440
San Jose, CA 95110
Attention: Mike Hurd

Project: 305-94.01/Shell, Castro Valley


Enclosed are the results from 2 soil samples received at Sequoia Analytical on July 2, 1993. The requested analyses are listed below:

SAMPLE #	SAMPLE DESCRIPTION	DATE OF COLLECTION	TEST METHOD
3G02901	Soil, EF-14, 6'	7/2/93	EPA 3550/8015 EPA 5030/8015/8020 SM 5520 E&F (Gravimetric)
3G02902	Soil, EF-15, 6'	7/2/93	EPA 3550/8015 EPA 5030/8015/8020 SM 5520 E&F (Gravimetric)

Please contact me if you have any questions. In the meantime, thank you for the opportunity to work with you on this project.

Very truly yours,

SEQUOIA ANALYTICAL


Eileen A. Manning
Project Manager



SEQUOIA ANALYTICAL

680 Chesapeake Drive • Redwood City, CA 94063
(415) 364-9600 • FAX (415) 364-9233

Pacific Environmental Group	Client Project ID: 305-94.01/Shell, Castro Valley	Sampled: Jul 2, 1993
2025 Gateway Place, Suite 440	Sample Matrix: Soil	Received: Jul 2, 1993
San Jose, CA 95110	Analysis Method: EPA 5030/8015/8020	Reported: Jul 7, 1993
Attention: Mike Hurd	First Sample #: 3G02901	

TOTAL PURGEABLE PETROLEUM HYDROCARBONS with BTEX DISTINCTION

Analyte	Reporting Limit mg/kg	Sample I.D. 3G02901 EF-14, 6'	Sample I.D. 3G02902 EF-15, 6'
Purgeable Hydrocarbons	1.0	N.D.	N.D.
Benzene	0.0050	N.D.	N.D.
Toluene	0.0050	N.D.	N.D.
Ethyl Benzene	0.0050	N.D.	N.D.
Total Xylenes	0.0050	N.D.	N.D.
Chromatogram Pattern:		--	--

Quality Control Data

Report Limit		
Multiplication Factor:	1.0	1.0
Date Analyzed:	7/6/93	7/6/93
Instrument Identification:	GCHP-18	GCHP-18
Surrogate Recovery, %: (QC Limits = 70-130%)	100	96

Purgeable Hydrocarbons are quantitated against a fresh gasoline standard.
Analytes reported as N.D. were not detected above the stated reporting limit.

SEQUOIA ANALYTICAL


Eileen A. Manning
Project Manager



SEQUOIA ANALYTICAL

680 Chesapeake Drive • Redwood City, CA 94063
(415) 364-9600 • FAX (415) 364-9233

Pacific Environmental Group	Client Project ID: 305-94.01/Shell, Castro Valley	Sampled: Jul 2, 1993
2025 Gateway Place, Suite 440	Sample Matrix: Soil	Received: Jul 2, 1993
San Jose, CA 95110	Analysis Method: EPA 3550/8015	Reported: Jul 7, 1993
Attention: Mike Hurd	First Sample #: 3G02901	

TOTAL EXTRACTABLE PETROLEUM HYDROCARBONS

Analyte	Reporting Limit mg/kg	Sample I.D. 3G02901 EF-14, 6'	Sample I.D. 3G02902 EF-15, 6'
---------	--------------------------	-------------------------------------	-------------------------------------

Extractable Hydrocarbons	1.0	N.D.	N.D.
--------------------------	-----	------	------


Chromatogram Pattern:	--	--
-----------------------	----	----

Quality Control Data

Report Limit		
Multiplication Factor:	1.0	1.0
Date Extracted:	7/6/93	7/6/93
Date Analyzed:	7/6/93	7/6/93
Instrument Identification:	GCHP-5 INJ.A	GCHP-5 INJ.A

Extractable Hydrocarbons are quantitated against a fresh diesel standard.
Analytes reported as N.D. were not detected above the stated reporting limit.

SEQUOIA ANALYTICAL


Eileen A. Manning
Project Manager



SEQUOIA ANALYTICAL

680 Chesapeake Drive • Redwood City, CA 94063
(415) 364-9600 • FAX (415) 364-9233

Pacific Environmental Group	Client Project ID: 305-94.01/Shell, Castro Valley	Sampled: Jul 2, 1993
2025 Gateway Place, Suite 440	Matrix Descript: Soil	Received: Jul 2, 1993
San Jose, CA 95110	Analysis Method: SM 5520 E&F (Gravimetric)	Extracted: Jul 7, 1993
Attention: Mike Hurd	First Sample #: 3G02901	Analyzed: Jul 7, 1993
		Reported: Jul 7, 1993


TOTAL RECOVERABLE PETROLEUM HYDROCARBONS

Sample Number	Sample Description	Oil & Grease mg/kg
3G02901	EF-14, 6'	N.D.
3G02902	EG-15, 6'	N.D.

Detection Limits: 50

Analytes reported as N.D. were not present above the stated limit of detection.

SEQUOIA ANALYTICAL


Eileen A. Manning
Project Manager



SEQUOIA ANALYTICAL

680 Chesapeake Drive • Redwood City, CA 94063
(415) 364-9600 • FAX (415) 364-9233

Pacific Environmental Group
2025 Gateway Place, Suite 440
San Jose, CA 95110
Attention: Mike Hurd

Client Project ID: 305-94.01/Shell, Castro Valley
Matrix: Soil

QC Sample Group: 3G02901-02

Reported: Jul 7, 1993


QUALITY CONTROL DATA REPORT

ANALYTE	Benzene	Toluene	Ethyl-Benzene	Xylenes
---------	---------	---------	---------------	---------

Method:	EPA 8020	EPA 8020	EPA 8020	EPA 8020
Analyst:	R. Geckler	R. Geckler	R. Geckler	R. Geckler
Conc. Spiked:	0.20	0.20	0.20	0.60
Units:	mg/kg	mg/kg	mg/kg	mg/kg
LCS Batch#:	GBLK070693	GBLK070693	GBLK070693	GBLK070693
Date Prepared:	7/6/93	7/6/93	7/6/93	7/6/93
Date Analyzed:	7/6/93	7/6/93	7/6/93	7/6/93
Instrument I.D.#:	GCHP-18	GCHP-18	GCHP-18	GCHP-18
LCS % Recovery:	100	100	105	103
Control Limits:	60-140	60-140	60-140	60-140

MS/MSD Batch #:	3FD6605	3FD6605	3FD6605	3FD6605
Date Prepared:	7/6/93	7/6/93	7/6/93	7/6/93
Date Analyzed:	7/6/93	7/6/93	7/6/93	7/6/93
Instrument I.D.#:	GCHP-18	GCHP-18	GCHP-18	GCHP-18
Matrix Spike % Recovery:	95	95	95	95
Matrix Spike Duplicate % Recovery:	85	95	95	95
Relative % Difference:	11	0.0	0.0	0.0

SEQUOIA ANALYTICAL


Eileen A. Manning
Project Manager

Please Note:
The LCS is a control sample of known, interferent free matrix that is analyzed using the same reagents, preparation and analytical methods employed for the samples. The LCS % recovery data is used for validation of sample batch results. Due to matrix effects, the QC limits for MS/MSD's are advisory only and are not used to accept or reject batch results.



SEQUOIA ANALYTICAL

680 Chesapeake Drive • Redwood City, CA 94063
(415) 364-9600 • FAX (415) 364-9233

Pacific Environmental Group
2025 Gateway Place, Suite 440
San Jose, CA 95110
Attention: Mike Hurd

Client Project ID: 305-94.01/Shell, Castro Valley
Matrix: Soil

QC Sample Group: 3G02901-02

Reported: Jul 7, 1993

QUALITY CONTROL DATA REPORT

ANALYTE	Diesel	Total Recoverable Petroleum Hydrocarbons
---------	--------	---

Method:	EPA 8015	SM 5520EF
Analyst:	C. Lee	M. Shkidt
Conc. Spiked:	15	1000
Units:	mg/kg	mg/kg
LCS Batch#:	DBLK070693	BLK070793
Date Prepared:	7/6/93	7/7/93
Date Analyzed:	7/6/93	7/7/93
Instrument I.D.#:	GCHP-5 INJ.A	N.A.
LCS % Recovery:	80	87
Control Limits:	50-150	70-110

MS/MSD Batch #:	3FE0405	BLK070793
Date Prepared:	7/6/93	7/7/93
Date Analyzed:	7/6/93	7/7/93
Instrument I.D.#:	GCHP-5 INJ.A	N.A.
Matrix Spike % Recovery:	5.3*	87
Matrix Spike Duplicate % Recovery:	0.0*	85
Relative % Difference:	200	2.3

*Matrix effect

SEQUOIA ANALYTICAL


Eileen A. Manning
Project Manager

Please Note:

The LCS is a control sample of known, interferent free matrix that is analyzed using the same reagents, preparation and analytical methods employed for the samples. The LCS % recovery data is used for validation of sample batch results. Due to matrix effects, the QC limits for MS/MSD's are advisory only and are not used to accept or reject batch results.

3G02901.PPP <5>

CLIENT NAME: PEG
 REC. BY (PRINT): JM

MASTER LOG NO. / PAGE: 9307029
 DATE OF LOG-IN: 7-3-93

CIRCLE THE APPROPRIATE RESPONSE	LAB SAMPLE #	DASH #	CLIENT IDENTIFICATION	CONTAINER DESCRIPTION	SAMPLE MATRIX	DATE SAMP.	REMARKS: CONDITION (ETC)
1. Custody Seal(s): Present / <u>Absent</u> Intact / Broken*	01	A	EF-14	core	S	7-2	
	02	↓	EF- 14 15 JM.	↓	↓	↓	
2. Custody Seal Nos.:							
3. Chain-of-Custody Records: <u>Present</u> / Absent*							
4. Traffic Reports or Packing List: Present / <u>Absent</u>							
5. Airbill: Airbill / Sticker Present / <u>Absent</u>							
6. Airbill No.:							
7. Sample Tags: <u>Present</u> / Absent* Sample Tag Nos.: <u>Listed</u> / Not Listed on Chain-of-Custody							
8. Sample Condition: <u>Intact</u> / Broken* / Leaking*							
9. Does information on custody reports, traffic reports and sample tags agree? <u>Yes</u> / No*							
10. Proper Preservatives Used: <u>Yes</u> / No*							
11. Date Rec. at Lab: <u>7-2-93</u>							
12. Time Rec. at Lab: <u>17:30</u>							

* If Circled, contact Project Manager and attach record of resolution



SHELL OIL COMPANY 305-99.01
RETAIL ENVIRONMENTAL ENGINEERING - WEST

CHAIN OF CUSTODY RECORD

Serial No: _____

Date: 7-2-93
 Page 1 of 3

Site Address:
 2724 Castro Valley Blvd, Castro Valley
 WIC#: 204-1381-0407
 Shell Engineer: Randy Orlowski
 Phone No.: 714 520-3395
 Fax #: 520-3469
 Consultant Name & Address:
 PACIFIC ENVIRONMENTAL GROUP, INC.
 2025 GATEWAY PLACE, Ste. 440 SAN JOSE, CALIFORNIA 95110
 Consultant Contact: Mike Hurd
 Phone No.: 408 441-7500
 Fax #: 441-7539
 Comments:

Analysis Required

LAB: Seguoi 9

TPH (EPA 8015 Mod. Gas)	TPH (EPA 8015 Mod. Diesel)	BTEX (EPA 8020/602)	Volatile Organics (EPA 8240)	Test for Disposal	Combination TPH 8015 & BTEX 8020	Asbestos	Container Size	Preparation Used	Composite Y/N
					5520 E & F				

CHECK ONE (1) BOX ONLY	CT/DT	TURN AROUND TIME
G.W. Monitoring <input type="checkbox"/>	4461	24 hours <input checked="" type="checkbox"/>
Site Investigation <input checked="" type="checkbox"/>	4441	48 hours <input type="checkbox"/>
Soil Classify/Disposal <input type="checkbox"/>	4442	16 days <input type="checkbox"/> (Normal)
Water Classify/Disposal <input type="checkbox"/>	4443	Other <input type="checkbox"/>
Soil/Air Rem. or Sys. O & M <input type="checkbox"/>	4452	
Water Rem. or Sys. O & M <input type="checkbox"/>	4453	
Other <input type="checkbox"/>		

NOTE: Notify Lab as soon as Possible of 24/48 hrs. TAT.

Sampled by: Charles Melancon
 Printed Name: Charles Melancon

UST AGENCY: _____

Sample ID	Date	Sludge	Soil	Water	Air	No. of conts.	TPH (EPA 8015 Mod. Gas)	TPH (EPA 8015 Mod. Diesel)	BTEX (EPA 8020/602)	Volatile Organics (EPA 8240)	Test for Disposal	Combination TPH 8015 & BTEX 8020	Asbestos	Container Size	Preparation Used	Composite Y/N	MATERIAL DESCRIPTION	SAMPLE CONDITION/ COMMENTS
																	UST/Soil	9307029-01A
EF-14, 6"	7/2/93		X			1	X	X				X	X					
EF-15, 6"	↓		X			1	X	X				X	X					

Relinquished By (signature): Charles Melancon	Printed Name: Charles Melancon	Date: 7-2-93 Time: 12:30	Received (signature): M. Daden	Printed Name: M. Daden	Date: 7/2/93 Time: 1:30
Relinquished By (signature): M. Daden	Printed Name: M. Daden	Date: 7/2/93 Time: 1:45	Received (signature): T. HOPKIN	Printed Name: T. HOPKIN	Date: 7/2/93 Time: 1:45
Relinquished By (signature): T. Hopkin	Printed Name: T. Hopkin	Date: 7/2/93 Time: 1:30	Received (signature): Debra Kiser #784	Printed Name: Debra Kiser	Date: 7-2-93 Time: 1:30

THE LABORATORY MUST PROVIDE A COPY OF THIS CHAIN-OF-CUSTODY WITH INVOICE AND RESULTS

Rec by: J. Hufan P. HUFANO

7-2-93
1730



SHELL OIL COMPANY 305-94.01
RETAIL ENVIRONMENTAL ENGINEERING - WEST

CHAIN OF CUSTODY RECORD

Serial No: _____

Date: 7-2-93

Page 1 of 3

Site Address:
2724 Castro Valley Blvd, Castro Valley

WIC#:
204-1381-0407

Shell Engineer:
Randy Orlowski
Phone No.: 714
520-3395
Fax #: 520-3469

Consultant Name & Address:
PACIFIC ENVIRONMENTAL GROUP, INC.
2025 GATEWAY PLACE, Ste. 440 SAN JOSE, CALIFORNIA 95110

Consultant Contact:
Mike Hurd
Phone No.: 408
441-7500
Fax #: 441-7539

Comments:

Sampled by: Charles Melancon

Printed Name: Charles Melancon

Analysis Required

TPH (EPA 8015 Mod. Gas)	TPH (EPA 8015 Mod. Diesel)	BTEX (EPA 8020/602)	Volatile Organics (EPA 824D)	Test for Disposal	Combination TPH 8015 & BTEX 8020	Asbestos	Container Size	Preparation Used	Composite Y/N
					5520 ERF				

LAB: Sequoia

CHECK ONE (1) BOX ONLY	CT/DT	TURN AROUND TIME
G.W. Monitoring <input type="checkbox"/>	4461	24 hours <input checked="" type="checkbox"/>
Site Investigation <input checked="" type="checkbox"/>	4441	48 hours <input type="checkbox"/>
Soil Classify/Disposal <input type="checkbox"/>	4442	15 days <input type="checkbox"/> (Normal)
Water Classify/Disposal <input type="checkbox"/>	4443	Other <input type="checkbox"/>
Soil/Air Rem. or Sys. O & M <input type="checkbox"/>	4452	
Water Rem. or Sys. O & M <input type="checkbox"/>	4453	
Other <input type="checkbox"/>		

NOTE: Notify Lab as soon as Possible of 24/48 hrs. TAT.

UST AGENCY:

Sample ID	Date	Sludge	Soil	Water	Air	No. of conts.	TPH (EPA 8015 Mod. Gas)	TPH (EPA 8015 Mod. Diesel)	BTEX (EPA 8020/602)	Volatile Organics (EPA 824D)	Test for Disposal	Combination TPH 8015 & BTEX 8020	Asbestos	Container Size	Preparation Used	Composite Y/N	MATERIAL DESCRIPTION	SAMPLE CONDITION/ COMMENTS	
EF-14, 6"	7/2/93		X			1	X	X				X	X					UST/Soil	
EF-15, 6"	↓		X			1	X					X	X					↓	

Relinquished By (signature): Charles Melancon
 Printed Name: Charles Melancon
 Date: 7-2-93
 Time: 12:30

Received (signature): M. Daden
 Printed Name: M. Daden
 Date: 7/2/93
 Time: 1:15

Relinquished By (signature): M. Daden
 Printed Name: M. Daden
 Date: 7/2/93
 Time: 1:15

Relinquished By (signature): M. Daden
 Printed Name: M. Daden
 Date: 7/2/93
 Time: 1:15

Received (signature): M. Daden
 Printed Name: M. Daden
 Date: 7/2/93
 Time: 1:15

Relinquished By (signature): M. Daden
 Printed Name: M. Daden
 Date: 7/2/93
 Time: 1:15

THE LABORATORY MUST PROVIDE A COPY OF THIS CHAIN-OF-CUSTODY WITH INVOICE AND RESULTS



SHELL OIL COMPANY 305-94.01
RETAIL ENVIRONMENTAL ENGINEERING - WEST

CHAIN OF CUSTODY RECORD

Serial No: _____

Date: 7-2-93

Page 2 of 3

Site Address:
 2729 Castro Valley Blvd, Castro Valley

WIC#: 204-1381-0407

Shell Engineer: Randy Orlowski
 Phone No.: 714 520-3395
 Fax #: 520-3469

Consultant Name & Address:
 PACIFIC ENVIRONMENTAL GROUP, INC.
 2025 GATEWAY PLACE, Ste. 440 SAN JOSE, CALIFORNIA 95110

Consultant Contact: Mike Hurd
 Phone No.: 408 441-7500
 Fax #: 441-7539

Comments:

Sampled by: Charles Melancon

Printed Name: Charles Melancon

Analysis Required

TPH (EPA 8015 Mod. Gas) TPH (EPA 8015 Mod. Diesel) BTEX (EPA 8020/602) Volatile Organics (EPA 8240) Test for Disposal 5520 ERF Combination TPH 8015 & BTEX 8020 RCI 8270 Asbestos STL C/Pb Container Size STL Cam 17	Preparation Used Composite Y/N	G.W. Monitoring Site Investigation Soil Classify/Disposal Water Classify/Disposal Soil/Air Rem. or Sys. O & M Water Rem. or Sys. O & M Other	CT/DT 4461 4441 4442 4443 4452 4463	TURN AROUND TIME 24 hours 48 hours 15 days (Normal) Other															
					UST AGENCY:														
						MATERIAL DESCRIPTION	SAMPLE CONDITION/COMMENTS												
								SP-5A SP-5B SP-5C SP-5D SP-5E SP-5F SP-5G SP-5H	Date Sludge Soil Water Air No. of conts.										
										Date: 7/2/93	No. of conts.: 1								
												Date: 7/2/93	Date: 7/2/93						
														Date: 7/2/93	Date: 7/2/93				
																Date: 7/2/93	Date: 7/2/93		
																		Date: 7/2/93	Date: 7/2/93
Date: 7/2/93	Date: 7/2/93																		
		Date: 7/2/93	Date: 7/2/93																
				Date: 7/2/93	Date: 7/2/93														

LAB: Sequoia

Sample ID	Date	Sludge	Soil	Water	Air	No. of conts.	TPH (EPA 8015 Mod. Gas)	TPH (EPA 8015 Mod. Diesel)	BTEX (EPA 8020/602)	Volatile Organics (EPA 8240)	Test for Disposal 5520 ERF	Combination TPH 8015 & BTEX 8020	RCI	8270	Asbestos STL C/Pb	Container Size STL Cam 17	Preparation Used	Composite Y/N	MATERIAL DESCRIPTION	SAMPLE CONDITION/COMMENTS	
SP-5A	7/2/93		X			1	X			X	X		X	X	X	X		Y	Soil/Spoils	Composite	
SP-5B																					
SP-5C																					
SP-5D																					
SP-5E																		Y	Soil/Spoils	Composite	
SP-5F																					
SP-5G																					
SP-5H																					

Relinquished By (signature): Charles Melancon	Printed Name: Charles Melancon	Date: 7-2-93 Time: 12:30	Received (signature): M Doden	Printed Name: M Doden	Date: 7/2/93 Time: 1:55
Relinquished By (signature): M Doden	Printed Name: M. Doden	Date: 7/2/93 Time: 1:15	Received (signature): [Signature]	Printed Name: [Signature]	Date: 7/2/93 Time: 1:15
Relinquished By (signature):	Printed Name:	Date: Time:	Received (signature):	Printed Name:	Date: Time:

THE LABORATORY MUST PROVIDE A COPY OF THIS CHAIN-OF-CUSTODY WITH INVOICE AND RESULTS



SHELL OIL COMPANY 305-94.01
RETAIL ENVIRONMENTAL ENGINEERING - WEST

CHAIN OF CUSTODY RECORD

Serial No: _____

Date: 7-2-93

Page 3 of 3

Site Address:

204-1381-0407

WIC#:

204-1381-0407

Shell Engineer:

Randy Orlovski

Phone No.:

520-533-714

Fax #: 520-5467

Consultant Name & Address:

PACIFIC ENVIRONMENTAL GROUP, INC.
 2025 GATEWAY PLACE, Ste. 440 SAN JOSE, CALIFORNIA 95110

Consultant Contact:

Mike Hurd

Phone No.:

441-7500

Fax #: 441-7539

Comments:

Sampled by:

Charles Melancon

Printed Name:

Charles Melancon

Sample ID	Date	Sludge	Soil	Water	Air	No. of conds.	Analysis Required							Preparation Used	Composite Y/N	MATERIAL DESCRIPTION	SAMPLE CONDITION/ COMMENTS	
							TPH (EPA 8015 Mod. Gas)	TPH (EPA 8015 Mod. Diesel)	BTEX (EPA 8020/602)	Volatile Organics (EPA 8240)	Test for Disposal 5520 F2F	Combination TPH 8015 & BTEX 8020	ACI					8270
SP-4 E	7/2/93		X			1	X				X	X	X	X	X	X	Soil/spoils	Composite
SP-4 F																		
SP-4 G																		
SP-4 H																		
SP-6 A			X			1										Y	Soil/spoils	Composite
SP-6 B																		
SP-6 C																		
SP-6 D																		

LAB: Sequoia

CHECK ONE (1) BOX ONLY	CT/DY	TURN AROUND TIME
G.W. Monitoring <input type="checkbox"/>	4461	24 hours <input type="checkbox"/>
Rite Investigation <input type="checkbox"/>	4441	48 hours <input checked="" type="checkbox"/>
Soil Classify/Disposal <input checked="" type="checkbox"/>	4442	15 days <input type="checkbox"/> (Normal)
Water Classify/Disposal <input type="checkbox"/>	4443	Other <input type="checkbox"/>
Soil/Air Rem. or Sys. O & M <input type="checkbox"/>	4452	
Water Rem. or Sys. O & M <input type="checkbox"/>	4453	
Other <input type="checkbox"/>		

NOTE: Notify Lab as soon as Possible of 24/48 hrs. TAT.

UST AGENCY: _____

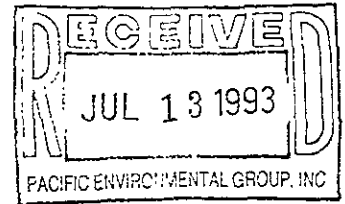
Relinquished By (signature): <i>Charles Melancon</i>	Printed Name: Charles Melancon	Date: 7-2-93 Time: 12:30	Received (signature): <i>M. Daden</i>	Printed Name: M. Daden	Date: 7/2/93 Time: 1:35
Relinquished By (signature): <i>M. Daden</i>	Printed Name: M. Daden	Date: 7/2/93 Time: 16:15	Received (signature): <i>F. HOA</i>	Printed Name: F. HOA	Date: 7/16/93 Time: 16:15
Relinquished By (signature):	Printed Name:	Date:	Received (signature):	Printed Name:	Date:

THE LABORATORY MUST PROVIDE A COPY OF THIS CHAIN-OF-CUSTODY WITH INVOICE AND RESULTS



SEQUOIA ANALYTICAL

680 Chesapeake Drive • Redwood City, CA 94063
(415) 364-9600 • FAX (415) 364-9233



Pacific Environmental Group
2025 Gateway Place, Suite 440
San Jose, CA 95110
Attention: Mike Hurd

Project: 305-94.01/Shell, Castro Valley

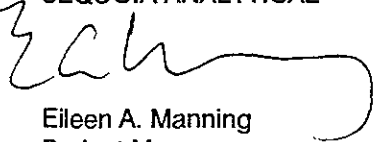
Enclosed are the results from 4 soil samples received at Sequoia Analytical on July 2, 1993. The requested analyses are listed below:

SAMPLE #	SAMPLE DESCRIPTION	DATE OF COLLECTION	TEST METHOD
3G08001	Soil, SP-5A to 5D comp	7/2/93	Corrosivity, Reactivity, & Ignitability EPA 5030/8015 EPA 8240 EPA 8270 SM 5520 E&F (Gravimetric) STLC CAM 17 Metals
3G08002	Soil, SP-5E to 5H comp	7/2/93	Corrosivity, Reactivity, & Ignitability EPA 5030/8015 EPA 8240 EPA 8270 SM 5520 E&F (Gravimetric) STLC CAM 17 Metals
3G08003	Soil, SP-4E to 4H comp	7/2/93	Corrosivity, Reactivity, & Ignitability EPA 5030/8015 EPA 8240 EPA 8270 SM 5520 E&F (Gravimetric) STLC CAM 17 Metals
3G08004	Soil, SP-6A to 6D comp	7/2/93	Corrosivity, Reactivity, & Ignitability EPA 5030/8015 EPA 8240 EPA 8270 SM 5520 E&F (Gravimetric) STLC CAM 17 Metals

Please contact me if you have any questions. In the meantime, thank you for the opportunity to work with you on this project.

Very truly yours,

SEQUOIA ANALYTICAL


Eileen A. Manning
Project Manager



SEQUOIA ANALYTICAL

680 Chesapeake Drive • Redwood City, CA 94063
(415) 364-9600 • FAX (415) 364-9233

Pacific Environmental Group
2025 Gateway Place, Suite 440
San Jose, CA 95110
Attention: Mike Hurd

Client Project ID: 305-94.01/Shell, Castro Valley
Sample Matrix: Soil
Analysis Method: EPA 5030/8015
First Sample #: 3G08001

Sampled: Jul 2, 1993
Received: Jul 2, 1993
Reported: Jul 8, 1993

TOTAL PURGEABLE PETROLEUM HYDROCARBONS


Analyte	Reporting Limit mg/kg	Sample I.D. 3G08001 SP-5A to 5D	Sample I.D. 3G08002 SP-5E to 5H	Sample I.D. 3G08003 SP-4E to 4H	Sample I.D. 3G08004 SP-6A to 6D
Purgeable Hydrocarbons	1.0	comp 410	comp 140	comp 38	comp N.D.
Chromatogram Pattern:		Non-gas > C8	Non-gas > C8	Non-gas > C8	--

Quality Control Data

Report Limit				
Multiplication Factor:	20	50	20	1.0
Date Analyzed:	7/7/93	7/7/93	7/7/93	7/6/93
Instrument Identification:	GCHP-7	GCHP-7	GCHP-7	GCHP-18
Surrogate Recovery: (QC Limits = 70-130%)	98	96	91	102

Purgeable Hydrocarbons are quantitated against a fresh gasoline standard.
Analytes reported as N.D. were not detected above the stated reporting limit.

SEQUOIA ANALYTICAL


Eileen A. Manning
Project Manager



SEQUOIA ANALYTICAL

680 Chesapeake Drive • Redwood City, CA 94063
(415) 364-9600 • FAX (415) 364-9233

Pacific Environmental Group
2025 Gateway Place, Suite 440
San Jose, CA 95110
Attention: Mike Hurd

Client Project ID: 305-94.01/Shell, Castro Valley
Sample Descript: Soil, SP-5A to 5D comp
Analysis Method: EPA 8240
Lab Number: 3G08001


Sampled: Jul 2, 1993
Received: Jul 2, 1993
Analyzed: Jul 7, 1993
Reported: Jul 8, 1993

VOLATILE ORGANICS by GC/MS (EPA 8240)

Analyte	Detection Limit µg/kg	Sample Results µg/kg
Acetone.....	500	N.D.
Benzene.....	100	580
Bromodichloromethane.....	100	N.D.
Bromoform.....	100	N.D.
Bromomethane.....	100	N.D.
2-Butanone.....	500	N.D.
Carbon disulfide.....	100	N.D.
Carbon tetrachloride.....	100	N.D.
Chlorobenzene.....	100	470
Chloroethane.....	100	N.D.
2-Chloroethyl vinyl ether.....	500	N.D.
Chloroform.....	100	N.D.
Chloromethane.....	100	N.D.
Dibromochloromethane.....	100	N.D.
1,1-Dichloroethane.....	100	N.D.
1,2-Dichloroethane.....	100	N.D.
1,1-Dichloroethene.....	100	490
cis-1,2-Dichloroethene.....	100	N.D.
trans-1,2-Dichloroethene.....	100	N.D.
1,2-Dichloropropane.....	100	N.D.
cis-1,3-Dichloropropene.....	100	N.D.
trans-1,3-Dichloropropene.....	100	N.D.
Ethylbenzene.....	100	520
2-Hexanone.....	500	N.D.
Methylene chloride.....	250	N.D.
4-Methyl-2-pentanone.....	500	N.D.
Styrene.....	100	N.D.
1,1,1,2-Tetrachloroethane.....	100	N.D.
Tetrachloroethene.....	100	N.D.
Toluene.....	100	580
1,1,1-Trichloroethane.....	100	N.D.
1,1,2-Trichloroethane.....	100	N.D.
Trichloroethene.....	100	440
Trichlorofluoromethane.....	100	N.D.
Vinyl acetate.....	100	N.D.
Vinyl chloride.....	100	N.D.
Total Xylenes.....	100	3,200

Analytes reported as N.D. were not present above the stated limit of detection.

SEQUOIA ANALYTICAL


Eileen A. Manning
Project Manager



SEQUOIA ANALYTICAL

680 Chesapeake Drive • Redwood City, CA 94063
(415) 364-9600 • FAX (415) 364-9233

Pacific Environmental Group	Client Project ID: 305-94.01/Shell, Castro Valley	Sampled: Jul 2, 1993
2025 Gateway Place, Suite 440	Sample Descript: Soil, SP-5E to 5H comp	Received: Jul 2, 1993
San Jose, CA 95110	Analysis Method: EPA 8240	Analyzed: Jul 7, 1993
Attention: Mike Hurd	Lab Number: 3G08002	Reported: Jul 8, 1993

VOLATILE ORGANICS by GC/MS (EPA 8240)

Analyte	Detection Limit µg/kg	Sample Results µg/kg
Acetone.....	1,000	N.D.
Benzene.....	100	N.D.
Bromodichloromethane.....	100	N.D.
Bromoform.....	100	N.D.
Bromomethane.....	100	N.D.
2-Butanone.....	500	N.D.
Carbon disulfide.....	100	N.D.
Carbon tetrachloride.....	100	N.D.
Chlorobenzene.....	100	N.D.
Chloroethane.....	100	N.D.
2-Chloroethyl vinyl ether.....	500	N.D.
Chloroform.....	100	N.D.
Chloromethane.....	100	N.D.
Dibromochloromethane.....	100	N.D.
1,1-Dichloroethane.....	100	N.D.
1,2-Dichloroethane.....	100	N.D.
1,1-Dichloroethene.....	100	N.D.
cis-1,2-Dichloroethene.....	100	N.D.
trans-1,2-Dichloroethene.....	100	N.D.
1,2-Dichloropropane.....	100	N.D.
cis-1,3-Dichloropropene.....	100	N.D.
trans-1,3-Dichloropropene.....	100	N.D.
Ethylbenzene.....	100	N.D.
2-Hexanone.....	500	N.D.
Methylene chloride.....	250	N.D.
4-Methyl-2-pentanone.....	500	N.D.
Styrene.....	100	N.D.
1,1,2,2-Tetrachloroethane.....	100	N.D.
Tetrachloroethene.....	100	N.D.
Toluene.....	100	N.D.
1,1,1-Trichloroethane.....	100	N.D.
1,1,2-Trichloroethane.....	100	N.D.
Trichloroethene.....	100	N.D.
Trichlorofluoromethane.....	100	N.D.
Vinyl acetate.....	100	N.D.
Vinyl chloride.....	100	N.D.
Total Xylenes.....	100	690

Analytes reported as N.D. were not present above the stated limit of detection.

SEQUOIA ANALYTICAL

Eileen A. Manning
Project Manager



SEQUOIA ANALYTICAL

680 Chesapeake Drive • Redwood City, CA 94063
(415) 364-9600 • FAX (415) 364-9233

Pacific Environmental Group
2025 Gateway Place, Suite 440
San Jose, CA 95110
Attention: Mike Hurd

Client Project ID: 305-94.01/Shell, Castro Valley
Sample Descript: Soil, SP-4E to 4H comp
Analysis Method: EPA 8240
Lab Number: 3G08003


Sampled: Jul 2, 1993
Received: Jul 2, 1993
Analyzed: Jul 7, 1993
Reported: Jul 8, 1993

VOLATILE ORGANICS by GC/MS (EPA 8240)

Analyte	Detection Limit µg/kg	Sample Results µg/kg
Acetone.....	500	N.D.
Benzene.....	100	N.D.
Bromodichloromethane.....	100	N.D.
Bromoform.....	100	N.D.
Bromomethane.....	100	N.D.
2-Butanone.....	500	N.D.
Carbon disulfide.....	100	N.D.
Carbon tetrachloride.....	100	N.D.
Chlorobenzene.....	100	N.D.
Chloroethane.....	100	N.D.
2-Chloroethyl vinyl ether.....	500	N.D.
Chloroform.....	100	N.D.
Chloromethane.....	100	N.D.
Dibromochloromethane.....	100	N.D.
1,1-Dichloroethane.....	100	N.D.
1,2-Dichloroethane.....	100	N.D.
1,1-Dichloroethene.....	100	N.D.
cis-1,2-Dichloroethene.....	100	N.D.
trans-1,2-Dichloroethene.....	100	N.D.
1,2-Dichloropropane.....	100	N.D.
cis-1,3-Dichloropropene.....	100	N.D.
trans-1,3-Dichloropropene.....	100	N.D.
Ethylbenzene.....	100	N.D.
2-Hexanone.....	500	N.D.
Methylene chloride.....	500	N.D.
4-Methyl-2-pentanone.....	500	N.D.
Styrene.....	100	N.D.
1,1,2,2-Tetrachloroethane.....	100	N.D.
Tetrachloroethene.....	100	N.D.
Toluene.....	100	N.D.
1,1,1-Trichloroethane.....	100	N.D.
1,1,2-Trichloroethane.....	100	N.D.
Trichloroethene.....	100	N.D.
Trichlorofluoromethane.....	100	N.D.
Vinyl acetate.....	100	N.D.
Vinyl chloride.....	100	N.D.
Total Xylenes.....	100	N.D.

Analytes reported as N.D. were not present above the stated limit of detection.

SEQUOIA ANALYTICAL


Eileen A. Manning
Project Manager



SEQUOIA ANALYTICAL

680 Chesapeake Drive • Redwood City, CA 94063
(415) 364-9600 • FAX (415) 364-9233


Pacific Environmental Group	Client Project ID: 305-94.01/Shell, Castro Valley	Sampled: Jul 2, 1993
2025 Gateway Place, Suite 440	Sample Descript: Soil, SP-6A to 6D comp	Received: Jul 2, 1993
San Jose, CA 95110	Analysis Method: EPA 8240	Analyzed: Jul 7, 1993
Attention: Mike Hurd	Lab Number: 3G08004	Reported: Jul 8, 1993

VOLATILE ORGANICS by GC/MS (EPA 8240)

Analyte	Detection Limit µg/kg	Sample Results µg/kg
Acetone.....	500	N.D.
Benzene.....	100	N.D.
Bromodichloromethane.....	100	N.D.
Bromoform.....	100	N.D.
Bromomethane.....	100	N.D.
2-Butanone.....	500	N.D.
Carbon disulfide.....	100	N.D.
Carbon tetrachloride.....	100	N.D.
Chlorobenzene.....	100	N.D.
Chloroethane.....	100	N.D.
2-Chloroethyl vinyl ether.....	500	N.D.
Chloroform.....	100	N.D.
Chloromethane.....	100	N.D.
Dibromochloromethane.....	100	N.D.
1,1-Dichloroethane.....	100	N.D.
1,2-Dichloroethane.....	100	N.D.
1,1-Dichloroethene.....	100	N.D.
cis-1,2-Dichloroethene.....	100	N.D.
trans-1,2-Dichloroethene.....	100	N.D.
1,2-Dichloropropane.....	100	N.D.
cis-1,3-Dichloropropene.....	100	N.D.
trans-1,3-Dichloropropene.....	100	N.D.
Ethylbenzene.....	100	N.D.
2-Hexanone.....	500	N.D.
Methylene chloride.....	250	N.D.
4-Methyl-2-pentanone.....	500	N.D.
Styrene.....	100	N.D.
1,1,2,2-Tetrachloroethane.....	100	N.D.
Tetrachloroethene.....	100	N.D.
Toluene.....	100	N.D.
1,1,1-Trichloroethane.....	100	N.D.
1,1,2-Trichloroethane.....	100	N.D.
Trichloroethene.....	100	N.D.
Trichlorofluoromethane.....	100	N.D.
Vinyl acetate.....	100	N.D.
Vinyl chloride.....	100	N.D.
Total Xylenes.....	100	N.D.

Analytes reported as N.D. were not present above the stated limit of detection.

SEQUOIA ANALYTICAL


Eileen A. Manning
Project Manager



SEQUOIA ANALYTICAL

680 Chesapeake Drive • Redwood City, CA 94063
(415) 364-9600 • FAX (415) 364-9233

Pacific Environmental Group	Client Project ID: 305-94.01/Shell, Castro Valley	Sampled: Jul 2, 1993
2025 Gateway Place, Suite 440	Sample Descript: Soil, SP-5A to 5D comp	Received: Jul 2, 1993
San Jose, CA 95110	Analysis Method: EPA 8270	Extracted: Jul 6, 1993
Attention: Mike Hurd	Lab Number: 3G08001	Analyzed: Jul 6, 1993
		Reported: Jul 8, 1993

SEMI-VOLATILE ORGANICS by GC/MS (EPA 8270)

Analyte	Detection Limit µg/kg	Sample Results µg/kg
Acenaphthene.....	100	N.D.
Acenaphthylene.....	100	N.D.
Anthracene.....	100	N.D.
Benzoic Acid.....	500	N.D.
Benzo(a)anthracene.....	100	N.D.
Benzo(b)fluoranthene.....	100	N.D.
Benzo(k)fluoranthene.....	100	N.D.
Benzo(g,h,i)perylene.....	100	N.D.
Benzo(a)pyrene.....	100	N.D.
Benzyl alcohol.....	100	N.D.
Bis(2-chloroethoxy)methane.....	100	N.D.
Bis(2-chloroethyl)ether.....	100	N.D.
Bis(2-chloroisopropyl)ether.....	100	N.D.
Bis(2-ethylhexyl)phthalate.....	500	N.D.
4-Bromophenyl phenyl ether.....	100	N.D.
Butyl benzyl phthalate.....	100	N.D.
4-Chloroaniline.....	100	N.D.
2-Chloronaphthalene.....	100	N.D.
4-Chloro-3-methylphenol.....	100	N.D.
2-Chlorophenol.....	100	N.D.
4-Chlorophenyl phenyl ether.....	100	N.D.
Chrysene.....	100	N.D.
Dibenz(a,h)anthracene.....	100	N.D.
Dibenzofuran.....	100	N.D.
Di-N-butyl phthalate.....	500	N.D.
1,3-Dichlorobenzene.....	100	N.D.
1,4-Dichlorobenzene.....	100	N.D.
1,2-Dichlorobenzene.....	100	N.D.
3,3-Dichlorobenzidine.....	500	N.D.
2,4-Dichlorophenol.....	100	N.D.
Diethyl phthalate.....	100	N.D.
2,4-Dimethylphenol.....	100	N.D.
Dimethyl phthalate.....	100	N.D.
4,6-Dinitro-2-methylphenol.....	500	N.D.
2,4-Dinitrophenol.....	500	N.D.



SEQUOIA ANALYTICAL

680 Chesapeake Drive • Redwood City, CA 94063
(415) 364-9600 • FAX (415) 364-9233

Pacific Environmental Group
2025 Gateway Place, Suite 440
San Jose, CA 95110
Attention: Mike Hurd

Client Project ID: 305-94.01/Shell, Castro Valley
Sample Descript: Soil, SP-5A to 5D comp
Analysis Method: EPA 8270
Lab Number: 3G08001

Sampled: Jul 2, 1993
Received: Jul 2, 1993
Extracted: Jul 6, 1993
Analyzed: Jul 6, 1993
Reported: Jul 8, 1993

SEMI-VOLATILE ORGANICS by GC/MS (EPA 8270)

Analyte	Detection Limit µg/kg	Sample Results µg/kg
2,4-Dinitrotoluene.....	100	N.D.
2,6-Dinitrotoluene.....	100	N.D.
Di-N-octyl phthalate.....	100	N.D.
Fluoranthene.....	100	N.D.
Fluorene.....	100	N.D.
Hexachlorobenzene.....	100	N.D.
Hexachlorobutadiene.....	100	N.D.
Hexachlorocyclopentadiene.....	100	N.D.
Hexachloroethane.....	100	N.D.
Indeno(1,2,3-cd)pyrene.....	100	N.D.
Isophorone.....	100	N.D.
2-Methylnaphthalene.....	100	710
2-Methylphenol.....	100	N.D.
4-Methylphenol.....	100	N.D.
Naphthalene.....	100	840
2-Nitroaniline.....	500	N.D.
3-Nitroaniline.....	500	N.D.
4-Nitroaniline.....	500	N.D.
Nitrobenzene.....	100	N.D.
2-Nitrophenol.....	100	N.D.
4-Nitrophenol.....	500	N.D.
N-Nitrosodiphenylamine.....	100	N.D.
N-Nitroso-di-N-propylamine.....	100	N.D.
Pentachlorophenol.....	500	N.D.
Phenanthrene.....	100	N.D.
Phenol.....	100	N.D.
Pyrene.....	100	N.D.
1,2,4-Trichlorobenzene.....	100	N.D.
2,4,5-Trichlorophenol.....	500	N.D.
2,4,6-Trichlorophenol.....	100	N.D.

Analytes reported as N.D. were not present above the stated limit of detection.

SEQUOIA ANALYTICAL


Eileen A. Manning
Project Manager



SEQUOIA ANALYTICAL

680 Chesapeake Drive • Redwood City, CA 94063
(415) 364-9600 • FAX (415) 364-9233

Pacific Environmental Group	Client Project ID: 305-94.01/Shell, Castro Valley	Sampled: Jul 2, 1993
2025 Gateway Place, Suite 440	Sample Descript: Soil, SP-5E to 5H comp	Received: Jul 2, 1993
San Jose, CA 95110	Analysis Method: EPA 8270	Extracted: Jul 6, 1993
Attention: Mike Hurd	Lab Number: 3G08002	Analyzed: Jul 6, 1993
		Reported: Jul 8, 1993

SEMI-VOLATILE ORGANICS by GC/MS (EPA 8270)

Analyte	Detection Limit µg/kg	Sample Results µg/kg
Acenaphthene.....	100	N.D.
Acenaphthylene.....	100	N.D.
Anthracene.....	100	N.D.
Benzoic Acid.....	500	N.D.
Benzo(a)anthracene.....	100	N.D.
Benzo(b)fluoranthene.....	100	N.D.
Benzo(k)fluoranthene.....	100	N.D.
Benzo(g,h,i)perylene.....	100	N.D.
Benzo(a)pyrene.....	100	N.D.
Benzyl alcohol.....	100	N.D.
Bis(2-chloroethoxy)methane.....	100	N.D.
Bis(2-chloroethyl)ether.....	100	N.D.
Bis(2-chloroisopropyl)ether.....	100	N.D.
Bis(2-ethylhexyl)phthalate.....	500	N.D.
4-Bromophenyl phenyl ether.....	100	N.D.
Butyl benzyl phthalate.....	100	N.D.
4-Chloroaniline.....	100	N.D.
2-Chloronaphthalene.....	100	N.D.
4-Chloro-3-methylphenol.....	100	N.D.
2-Chlorophenol.....	100	N.D.
4-Chlorophenyl phenyl ether.....	100	N.D.
Chrysene.....	100	N.D.
Dibenz(a,h)anthracene.....	100	N.D.
Dibenzofuran.....	100	N.D.
Di-N-butyl phthalate.....	500	N.D.
1,3-Dichlorobenzene.....	100	N.D.
1,4-Dichlorobenzene.....	100	N.D.
1,2-Dichlorobenzene.....	100	N.D.
3,3-Dichlorobenzidine.....	500	N.D.
2,4-Dichlorophenol.....	100	N.D.
Diethyl phthalate.....	100	N.D.
2,4-Dimethylphenol.....	100	N.D.
Dimethyl phthalate.....	100	N.D.
4,6-Dinitro-2-methylphenol.....	500	N.D.
2,4-Dinitrophenol.....	500	N.D.



SEQUOIA ANALYTICAL

680 Chesapeake Drive • Redwood City, CA 94063

(415) 364-9600 • FAX (415) 364-9233

Pacific Environmental Group
2025 Gateway Place, Suite 440
San Jose, CA 95110
Attention: Mike Hurd

Client Project ID: 305-94.01/Shell, Castro Valley
Sample Descript: Soil, SP-5E to 5H comp
Analysis Method: EPA 8270
Lab Number: 3G08002

Sampled: Jul 2, 1993
Received: Jul 2, 1993
Extracted: Jul 6, 1993
Analyzed: Jul 6, 1993
Reported: Jul 8, 1993

SEMI-VOLATILE ORGANICS by GC/MS (EPA 8270)

Analyte	Detection Limit µg/kg	Sample Results µg/kg
2,4-Dinitrotoluene.....	100	N.D.
2,6-Dinitrotoluene.....	100	N.D.
Di-N-octyl phthalate.....	100	N.D.
Fluoranthene.....	100	N.D.
Fluorene.....	100	N.D.
Hexachlorobenzene.....	100	N.D.
Hexachlorobutadiene.....	100	N.D.
Hexachlorocyclopentadiene.....	100	N.D.
Hexachloroethane.....	100	N.D.
Indeno(1,2,3-cd)pyrene.....	100	N.D.
Isophorone.....	100	N.D.
2-Methylnaphthalene.....	100	N.D.
2-Methylphenol.....	100	N.D.
4-Methylphenol.....	100	N.D.
Naphthalene.....	100	500
2-Nitroaniline.....	500	510
3-Nitroaniline.....	500	N.D.
4-Nitroaniline.....	500	N.D.
Nitrobenzene.....	100	N.D.
2-Nitrophenol.....	100	N.D.
4-Nitrophenol.....	500	N.D.
N-Nitrosodiphenylamine.....	100	N.D.
N-Nitroso-di-N-propylamine.....	100	N.D.
Pentachlorophenol.....	500	N.D.
Phenanthrene.....	100	N.D.
Phenol.....	100	N.D.
Pyrene.....	100	N.D.
1,2,4-Trichlorobenzene.....	100	N.D.
2,4,5-Trichlorophenol.....	500	N.D.
2,4,6-Trichlorophenol.....	100	N.D.

Analytes reported as N.D. were not present above the stated limit of detection.

SEQUOIA ANALYTICAL


Eileen A. Manning
Project Manager



SEQUOIA ANALYTICAL

680 Chesapeake Drive • Redwood City, CA 94063
(415) 364-9600 • FAX (415) 364-9233

Pacific Environmental Group
2025 Gateway Place, Suite 440
San Jose, CA 95110
Attention: Mike Hurd

Client Project ID: 305-94.01/Shell, Castro Valley
Sample Descript: Soil, SP-4E to 4H comp
Analysis Method: EPA 8270
Lab Number: 3G08003

Sampled: Jul 2, 1993
Received: Jul 2, 1993
Extracted: Jul 6, 1993
Analyzed: Jul 7, 1993
Reported: Jul 8, 1993

SEMI-VOLATILE ORGANICS by GC/MS (EPA 8270)

Analyte	Detection Limit µg/kg	Sample Results µg/kg
Acenaphthene	100	260
Acenaphthylene	100	N.D.
Anthracene	100	780
Benzoic Acid	500	N.D.
Benzo(a)anthracene	100	1,400
Benzo(b)fluoranthene	100	1,400
Benzo(k)fluoranthene	100	670
Benzo(g,h,i)perylene	100	210
Benzo(a)pyrene	100	1,000
Benzyl alcohol	100	N.D.
Bis(2-chloroethoxy)methane	100	N.D.
Bis(2-chloroethyl)ether	100	N.D.
Bis(2-chloroisopropyl)ether	100	N.D.
Bis(2-ethylhexyl)phthalate	500	N.D.
4-Bromophenyl phenyl ether	100	N.D.
Butyl benzyl phthalate	100	N.D.
4-Chloroaniline	100	N.D.
2-Chloronaphthalene	100	N.D.
4-Chloro-3-methylphenol	100	N.D.
2-Chlorophenol	100	N.D.
4-Chlorophenyl phenyl ether	100	N.D.
Chrysene	100	1,400
Dibenz(a,h)anthracene	100	N.D.
Dibenzofuran	100	380
Di-N-butyl phthalate	500	N.D.
1,3-Dichlorobenzene	100	N.D.
1,4-Dichlorobenzene	100	N.D.
1,2-Dichlorobenzene	100	N.D.
3,3-Dichlorobenzidine	500	N.D.
2,4-Dichlorophenol	100	N.D.
Diethyl phthalate	100	N.D.
2,4-Dimethylphenol	100	N.D.
Dimethyl phthalate	100	N.D.
4,6-Dinitro-2-methylphenol	500	N.D.
2,4-Dinitrophenol	500	N.D.



SEQUOIA ANALYTICAL

680 Chesapeake Drive • Redwood City, CA 94063
(415) 364-9600 • FAX (415) 364-9233

Pacific Environmental Group
2025 Gateway Place, Suite 440
San Jose, CA 95110
Attention: Mike Hurd

Client Project ID: 305-94.01/Shell, Castro Valley
Sample Descript: Soil, SP-4E to 4H comp
Analysis Method: EPA 8270
Lab Number: 3G08003

Sampled: Jul 2, 1993
Received: Jul 2, 1993
Extracted: Jul 6, 1993
Analyzed: Jul 7, 1993
Reported: Jul 8, 1993

SEMI-VOLATILE ORGANICS by GC/MS (EPA 8270)

Analyte	Detection Limit µg/kg	Sample Results µg/kg
2,4-Dinitrotoluene.....	100	N.D.
2,6-Dinitrotoluene.....	100	N.D.
Di-N-octyl phthalate.....	100	N.D.
Fluoranthene.....	100	4,100
Fluorene.....	100	810
Hexachlorobenzene.....	100	N.D.
Hexachlorobutadiene.....	100	N.D.
Hexachlorocyclopentadiene.....	100	N.D.
Hexachloroethane.....	100	N.D.
Indeno(1,2,3-cd)pyrene.....	100	270
Isophorone.....	100	N.D.
2-Methylnaphthalene.....	100	1,000
2-Methylphenol.....	100	N.D.
4-Methylphenol.....	100	N.D.
Naphthalene.....	100	570
2-Nitroaniline.....	500	N.D.
3-Nitroaniline.....	500	N.D.
4-Nitroaniline.....	500	N.D.
Nitrobenzene.....	100	N.D.
2-Nitrophenol.....	100	N.D.
4-Nitrophenol.....	500	N.D.
N-Nitrosodiphenylamine.....	100	N.D.
N-Nitroso-di-N-propylamine.....	100	N.D.
Pentachlorophenol.....	500	N.D.
Phenanthrene.....	100	4,300
Phenol.....	100	N.D.
Pyrene.....	100	3,200
1,2,4-Trichlorobenzene.....	100	N.D.
2,4,5-Trichlorophenol.....	500	N.D.
2,4,6-Trichlorophenol.....	100	N.D.

Analytes reported as N.D. were not present above the stated limit of detection.

SEQUOIA ANALYTICAL

Eileen A. Manning
Project Manager



SEQUOIA ANALYTICAL

680 Chesapeake Drive • Redwood City, CA 94063
(415) 364-9600 • FAX (415) 364-9233

Pacific Environmental Group
2025 Gateway Place, Suite 440
San Jose, CA 95110
Attention: Mike Hurd

Client Project ID: 305-94.01/Shell, Castro Valley
Sample Descript: Soil, SP-6A to 6D comp
Analysis Method: EPA 8270
Lab Number: 3G08004

Sampled: Jul 2, 1993
Received: Jul 2, 1993
Extracted: Jul 6, 1993
Analyzed: Jul 6, 1993
Reported: Jul 8, 1993

SEMI-VOLATILE ORGANICS by GC/MS (EPA 8270)

Analyte	Detection Limit $\mu\text{g}/\text{kg}$	Sample Results $\mu\text{g}/\text{kg}$
Acenaphthene.....	100	N.D.
Acenaphthylene.....	100	N.D.
Anthracene.....	100	N.D.
Benzoic Acid.....	500	N.D.
Benzo(a)anthracene.....	100	N.D.
Benzo(b)fluoranthene.....	100	N.D.
Benzo(k)fluoranthene.....	100	N.D.
Benzo(g,h,i)perylene.....	100	N.D.
Benzo(a)pyrene.....	100	N.D.
Benzyl alcohol.....	100	N.D.
Bis(2-chloroethoxy)methane.....	100	N.D.
Bis(2-chloroethyl)ether.....	100	N.D.
Bis(2-chloroisopropyl)ether.....	100	N.D.
Bis(2-ethylhexyl)phthalate.....	500	N.D.
4-Bromophenyl phenyl ether.....	100	N.D.
Butyl benzyl phthalate.....	100	N.D.
4-Chloroaniline.....	100	N.D.
2-Chloronaphthalene.....	100	N.D.
4-Chloro-3-methylphenol.....	100	N.D.
2-Chlorophenol.....	100	N.D.
4-Chlorophenyl phenyl ether.....	100	N.D.
Chrysene.....	100	N.D.
Dibenz(a,h)anthracene.....	100	N.D.
Dibenzofuran.....	100	N.D.
Di-N-butyl phthalate.....	500	N.D.
1,3-Dichlorobenzene.....	100	N.D.
1,4-Dichlorobenzene.....	100	N.D.
1,2-Dichlorobenzene.....	100	N.D.
3,3-Dichlorobenzidine.....	500	N.D.
2,4-Dichlorophenol.....	100	N.D.
Diethyl phthalate.....	100	N.D.
2,4-Dimethylphenol.....	100	N.D.
Dimethyl phthalate.....	100	N.D.
4,6-Dinitro-2-methylphenol.....	500	N.D.
2,4-Dinitrophenol.....	500	N.D.



SEQUOIA ANALYTICAL

680 Chesapeake Drive • Redwood City, CA 94063
(415) 364-9600 • FAX (415) 364-9233

Pacific Environmental Group	Client Project ID: 305-94.01/Shell, Castro Valley	Sampled: Jul 2, 1993
2025 Gateway Place, Suite 440	Sample Descript: Soil, SP-6A to 6D comp	Received: Jul 2, 1993
San Jose, CA 95110	Analysis Method: EPA 8270	Extracted: Jul 6, 1993
Attention: Mike Hurd	Lab Number: 3G08004	Analyzed: Jul 6, 1993
		Reported: Jul 8, 1993

SEMI-VOLATILE ORGANICS by GC/MS (EPA 8270)

Analyte	Detection Limit µg/kg	Sample Results µg/kg
2,4-Dinitrotoluene.....	100	N.D.
2,6-Dinitrotoluene.....	100	N.D.
Di-N-octyl phthalate.....	100	N.D.
Fluoranthene.....	100	N.D.
Fluorene.....	100	N.D.
Hexachlorobenzene.....	100	N.D.
Hexachlorobutadiene.....	100	N.D.
Hexachlorocyclopentadiene.....	100	N.D.
Hexachloroethane.....	100	N.D.
Indeno(1,2,3-cd)pyrene.....	100	N.D.
Isophorone.....	100	N.D.
2-Methylnaphthalene.....	100	N.D.
2-Methylphenol.....	100	N.D.
4-Methylphenol.....	100	N.D.
Naphthalene.....	100	N.D.
2-Nitroaniline.....	500	N.D.
3-Nitroaniline.....	500	N.D.
4-Nitroaniline.....	500	N.D.
Nitrobenzene.....	100	N.D.
2-Nitrophenol.....	100	N.D.
4-Nitrophenol.....	500	N.D.
N-Nitrosodiphenylamine.....	100	N.D.
N-Nitroso-di-N-propylamine.....	100	N.D.
Pentachlorophenol.....	500	N.D.
Phenanthrene.....	100	N.D.
Phenol.....	100	N.D.
Pyrene.....	100	N.D.
1,2,4-Trichlorobenzene.....	100	N.D.
2,4,5-Trichlorophenol.....	500	N.D.
2,4,6-Trichlorophenol.....	100	N.D.

Analytes reported as N.D. were not present above the stated limit of detection.

SEQUOIA ANALYTICAL


Eileen A. Manning
Project Manager



SEQUOIA ANALYTICAL

680 Chesapeake Drive • Redwood City, CA 94063
(415) 364-9600 • FAX (415) 364-9233

Pacific Environmental Group
2025 Gateway Place, Suite 440
San Jose, CA 95110
Attention: Mike Hurd

Client Project ID: 305-94.01/Shell, Castro Valley
Matrix Descript: Soil
Analysis Method: SM 5520 E&F (Gravimetric)
First Sample #: 3G08001

Sampled: Jul 2, 1993
Received: Jul 2, 1993
Extracted: Jul 7, 1993
Analyzed: Jul 7, 1993
Reported: Jul 8, 1993

TOTAL RECOVERABLE PETROLEUM OIL


Sample Number	Sample Description	Oil & Grease mg/kg
3G08001	SP-5A to 5D comp	120
3G08002	SP-5E to 5H comp	51
3G08003	SP-4E to 4H comp	1,700
3G08004	SP-6A to 6D comp	N.D.

Detection Limits:

50

Analytes reported as N.D. were not present above the stated limit of detection.

SEQUOIA ANALYTICAL


Eileen A. Manning
Project Manager

3G08001.PPP <14>



SEQUOIA ANALYTICAL

680 Chesapeake Drive • Redwood City, CA 94063
(415) 364-9600 • FAX (415) 364-9233

Pacific Environmental Group
2025 Gateway Place, Suite 440
San Jose, CA 95110
Attention: Mike Hurd

Client Project ID: 305-94.01/Shell, Castro Valley
Sample Descript: Soil, SP-5A to 5D comp
Lab Number: 3G08001

Sampled: Jul 2, 1993
Received: Jul 2, 1993
Analyzed: Jul 3, 7, 1993
Reported: Jul 8, 1993

CORROSIVITY, IGNITABILITY, AND REACTIVITY

Analyte	Detection Limit	Sample Results
Corrosivity: pH.....	N.A.	8.1
Ignitability: Flashpoint (Shell Open Cup)	N.A.	Negative
Reactivity: Sulfide, mg/kg.....	13	N.D.
Cyanide, mg/kg.....	0.50	N.D.
Reaction with water.....	N.A.	Negative

Analytes reported as N.D. were not present above the stated limit of detection.

SEQUOIA ANALYTICAL

Eileen A. Manning
Eileen A. Manning
Project Manager



SEQUOIA ANALYTICAL

680 Chesapeake Drive • Redwood City, CA 94063
(415) 364-9600 • FAX (415) 364-9233


Pacific Environmental Group	Client Project ID: 305-94.01/Shell, Castro Valley	Sampled: Jul 2, 1993
2025 Gateway Place, Suite 440	Sample Descript: Soil, SP-5E to 5H comp	Received: Jul 2, 1993
San Jose, CA 95110		Analyzed: Jul 3, 7, 1993
Attention: Mike Hurd	Lab Number: 3G08002	Reported: Jul 8, 1993

CORROSIVITY, IGNITABILITY, AND REACTIVITY

Analyte	Detection Limit	Sample Results
Corrosivity:		
pH.....	N.A.	7.9
Ignitability:		
Flashpoint (Shell Open Cup)	N.A.	Negative
Reactivity:		
Sulfide, mg/kg.....	13	N.D.
Cyanide, mg/kg.....	0.50	N.D.
Reaction with water.....	N.A.	Negative

Analytes reported as N.D. were not present above the stated limit of detection.

SEQUOIA ANALYTICAL



Eileen A. Manning
Project Manager



SEQUOIA ANALYTICAL

680 Chesapeake Drive • Redwood City, CA 94063
(415) 364-9600 • FAX (415) 364-9233

Pacific Environmental Group
2025 Gateway Place, Suite 440
San Jose, CA 95110
Attention: Mike Hurd

Client Project ID: 305-94.01/Shell, Castro Valley
Sample Descript: Soil, SP-4E to 4H comp
Lab Number: 3G08003

Sampled: Jul 2, 1993
Received: Jul 2, 1993
Analyzed: Jul 3, 7, 1993
Reported: Jul 8, 1993

CORROSIVITY, IGNITABILITY, AND REACTIVITY

Analyte	Detection Limit	Sample Results
Corrosivity: pH.....	N.A.	7.2
Ignitability: Flashpoint (Shell Open Cup)	N.A.	Negative
Reactivity: Sulfide, mg/kg.....	13	N.D.
Cyanide, mg/kg.....	0.50	N.D.
Reaction with water.....	N.A.	Negative

Analytes reported as N.D. were not present above the stated limit of detection.

SEQUOIA ANALYTICAL

Eileen A. Manning
Eileen A. Manning
Project Manager



SEQUOIA ANALYTICAL

680 Chesapeake Drive • Redwood City, CA 94063
(415) 364-9600 • FAX (415) 364-9233

Pacific Environmental Group
2025 Gateway Place, Suite 440
San Jose, CA 95110
Attention: Mike Hurd

Client Project ID: 305-94.01/Shell, Castro Valley
Sample Descript: Soil, SP-6A to 6D comp
Lab Number: 3G08004


Sampled: Jul 2, 1993
Received: Jul 2, 1993
Analyzed: Jul 3, 7, 1993
Reported: Jul 8, 1993

CORROSIVITY, IGNITABILITY, AND REACTIVITY

Analyte	Detection Limit	Sample Results
Corrosivity: pH.....	N.A.	7.1
Ignitability: Flashpoint (Shell Open Cup)	N.A.	Negative
Reactivity: Sulfide, mg/kg.....	13	N.D.
Cyanide, mg/kg.....	0.50	N.D.
Reaction with water.....	N.A.	Negative

Analytes reported as N.D. were not present above the stated limit of detection.

SEQUOIA ANALYTICAL


Eileen A. Manning
Project Manager



SEQUOIA ANALYTICAL

680 Chesapeake Drive • Redwood City, CA 94063
(415) 364-9600 • FAX (415) 364-9233

Pacific Environmental Group	Client Project ID: 305-94.01/Shell, Castro Valley	Sampled: Jul 2, 1993
2025 Gateway Place, Suite 440	Sample Descript: Soil, SP-5A to 5D comp	Received: Jul 2, 1993
San Jose, CA 95110		Extracted: Jul 8, 1993
Attention: Mike Hurd	Lab Number: 3G08001	Reported: Jul 12, 1993

INORGANIC PERSISTENT AND BIOACCUMULATIVE TOXIC SUBSTANCES

Soluble Threshold Limit Concentration
Waste Extraction Test

Total Threshold Limit Concentration

Analyte	STLC Max. Limit (mg/L)	Detection Limit (mg/L)	Analysis Result (mg/L)	TTLIC Max. Limit (mg/kg)	Detection Limit (mg/kg)	Analysis Result (mg/kg)
Antimony	15	0.10	N.D.	500	5.0	-
Arsenic	5.0	0.10	N.D.	500	5.0	-
Barium	100	0.10	6.8	10,000	5.0	-
Beryllium	0.75	0.010	N.D.	75	0.50	-
Cadmium	1.0	0.010	0.017	100	0.50	-
Chromium (VI)	5.0	0.0050	-	500	0.050	-
Chromium	560	0.010	0.087	2,500	0.50	-
Cobalt	80	0.050	0.33	8,000	2.5	-
Copper	25	0.010	0.41	2,500	0.50	-
Lead	5.0	0.10	0.14	1,000	5.0	-
Mercury	0.20	0.0040	N.D.	20	0.010	-
Molybdenum	350	0.050	N.D.	3,500	2.5	-
Nickel	20	0.050	0.28	2,000	2.5	-
Selenium	1.0	0.040	N.D.	100	5.0	-
Silver	5.0	0.010	N.D.	500	0.50	-
Thallium	7.0	0.10	N.D.	700	5.0	-
Vanadium	24	0.050	0.33	2,400	2.5	-
Zinc	250	0.010	0.40	5,000	0.50	-
Asbestos	-	10	-	10,000	100	-
Fluoride	180	0.10	-	18,000	1.0	-

TTLIC results are reported as mg/kg of wet weight. Asbestos results are reported as fibers/g.
Analytes reported as N.D. were not present above the stated limit of detection.

SEQUOIA ANALYTICAL


Eileen A. Manning
Project Manager



SEQUOIA ANALYTICAL

680 Chesapeake Drive • Redwood City, CA 94063
(415) 364-9600 • FAX (415) 364-9233

Pacific Environmental Group
2025 Gateway Place, Suite 440
San Jose, CA 95110
Attention: Mike Hurd

Client Project ID: 305-94.01/Shell, Castro Valley
Sample Descript: Soil, SP-5E to 5H comp
Lab Number: 3G08002

Sampled: Jul 2, 1993
Received: Jul 2, 1993
Extracted: Jul 8, 1993
Reported: Jul 12, 1993

INORGANIC PERSISTENT AND BIOACCUMULATIVE TOXIC SUBSTANCES

Soluble Threshold Limit Concentration Waste Extraction Test

Total Threshold Limit Concentration

Analyte	STLC Max. Limit (mg/L)	Detection Limit (mg/L)	Analysis Result (mg/L)	TTL Max. Limit (mg/kg)	Detection Limit (mg/kg)	Analysis Result (mg/kg)
Antimony	15	0.10	N.D.	500	5.0	-
Arsenic	5.0	0.10	N.D.	500	5.0	-
Barium	100	0.10	7.5	10,000	5.0	-
Beryllium	0.75	0.010	N.D.	75	0.50	-
Cadmium	1.0	0.010	N.D.	100	0.50	-
Chromium (VI)	5.0	0.0050	-	500	0.050	-
Chromium	560	0.010	0.093	2,500	0.50	-
Cobalt	80	0.050	0.34	8,000	2.5	-
Copper	25	0.010	0.41	2,500	0.50	-
Lead	5.0	0.10	0.18	1,000	5.0	-
Mercury	0.20	0.00020	N.D.	20	0.010	-
Molybdenum	350	0.050	N.D.	3,500	2.5	-
Nickel	20	0.050	0.31	2,000	2.5	-
Selenium	1.0	0.040	N.D.	100	5.0	-
Silver	5.0	0.010	N.D.	500	0.50	-
Thallium	7.0	0.10	N.D.	700	5.0	-
Vanadium	24	0.050	0.37	2,400	2.5	-
Zinc	250	0.010	0.49	5,000	0.50	-
Asbestos	-	10	-	10,000	100	-
Fluoride	180	0.10	-	18,000	1.0	-

TTL results are reported as mg/kg of wet weight. Asbestos results are reported as fibers/g.
Analytes reported as N.D. were not present above the stated limit of detection.

SEQUOIA ANALYTICAL

Eileen A. Manning
Project Manager



SEQUOIA ANALYTICAL

680 Chesapeake Drive • Redwood City, CA 94063
(415) 364-9600 • FAX (415) 364-9233

Pacific Environmental Group
2025 Gateway Place, Suite 440
San Jose, CA 95110
Attention: Mike Hurd

Client Project ID: 305-94.01/Shell, Castro Valley
Sample Descript: Soil, SP-4E to 4H comp
Lab Number: 3G08003

Sampled: Jul 2, 1993
Received: Jul 2, 1993
Extracted: Jul 8, 1993
Reported: Jul 12, 1993

INORGANIC PERSISTENT AND BIOACCUMULATIVE TOXIC SUBSTANCES

Soluble Threshold Limit Concentration
Waste Extraction Test

Total Threshold Limit Concentration

Analyte	STLC Max. Limit (mg/L)	Detection Limit (mg/L)	Analysis Result (mg/L)	TTL Max. Limit (mg/kg)	Detection Limit (mg/kg)	Analysis Result (mg/kg)
Antimony	15	0.10	N.D.	500	5.0	-
Arsenic	5.0	0.10	N.D.	500	5.0	-
Barium	100	0.10	9.6	10,000	5.0	-
Beryllium	0.75	0.010	0.019	75	0.50	-
Cadmium	1.0	0.010	N.D.	100	0.50	-
Chromium (VI)	5.0	0.0050	-	500	0.050	-
Chromium	560	0.010	0.29	2,500	0.50	-
Cobalt	80	0.050	0.52	8,000	2.5	-
Copper	25	0.010	0.41	2,500	0.50	-
Lead	5.0	0.10	0.35	1,000	5.0	-
Mercury	0.20	0.00020	N.D.	20	0.010	-
Molybdenum	350	0.050	N.D.	3,500	2.5	-
Nickel	20	0.050	0.77	2,000	2.5	-
Selenium	1.0	0.020	N.D.	100	5.0	-
Silver	5.0	0.010	N.D.	500	0.50	-
Thallium	7.0	0.10	N.D.	700	5.0	-
Vanadium	24	0.050	0.98	2,400	2.5	-
Zinc	250	0.010	1.9	5,000	0.50	-
Asbestos	-	10	-	10,000	100	-
Fluoride	180	0.10	-	18,000	1.0	-

TTL results are reported as mg/kg of wet weight. Asbestos results are reported as fibers/g.
Analytes reported as N.D. were not present above the stated limit of detection.

SEQUOIA ANALYTICAL


Eileen A. Manning
Project Manager



SEQUOIA ANALYTICAL

680 Chesapeake Drive • Redwood City, CA 94063
(415) 364-9600 • FAX (415) 364-9233

Pacific Environmental Group	Client Project ID: 305-94.01/Shell, Castro Valley	Sampled: Jul 2, 1993
2025 Gateway Place, Suite 440	Sample Descript: Soil, SP-6A to 6D comp	Received: Jul 2, 1993
San Jose, CA 95110		Extracted: Jul 8, 1993
Attention: Mike Hurd	Lab Number: 3G08004	Reported: Jul 12, 1993

INORGANIC PERSISTENT AND BIOACCUMULATIVE TOXIC SUBSTANCES


Soluble Threshold Limit Concentration
Waste Extraction Test

Total Threshold Limit Concentration

Analyte	STLC Max. Limit (mg/L)	Detection Limit (mg/L)	Analysis Result (mg/L)	TTL Max. Limit (mg/kg)	Detection Limit (mg/kg)	Analysis Result (mg/kg)
Antimony	15	0.10	N.D.	500	5.0	-
Arsenic	5.0	0.10	N.D.	500	5.0	-
Barium	100	0.10	8.6	10,000	5.0	-
Beryllium	0.75	0.010	0.011	75	0.50	-
Cadmium	1.0	0.010	N.D.	100	0.50	-
Chromium (VI)	5.0	0.0050	-	500	0.050	-
Chromium	560	0.010	0.11	2,500	0.50	-
Cobalt	80	0.050	0.46	8,000	2.5	-
Copper	25	0.010	0.22	2,500	0.50	-
Lead	5.0	0.10	0.13	1,000	5.0	-
Mercury	0.20	0.00020	N.D.	20	0.010	-
Molybdenum	350	0.050	N.D.	3,500	2.5	-
Nickel	20	0.050	0.74	2,000	2.5	-
Selenium	1.0	0.040	N.D.	100	5.0	-
Silver	5.0	0.010	N.D.	500	0.50	-
Thallium	7.0	0.10	N.D.	700	5.0	-
Vanadium	24	0.050	0.61	2,400	2.5	-
Zinc	250	0.010	0.38	5,000	0.50	-
Asbestos	-	10	-	10,000	100	-
Fluoride	180	0.10	-	18,000	1.0	-

TTL results are reported as mg/kg of wet weight. Asbestos results are reported as fibers/g.
Analytes reported as N.D. were not present above the stated limit of detection.

SEQUOIA ANALYTICAL


Eileen A. Manning
Project Manager



SEQUOIA ANALYTICAL

680 Chesapeake Drive • Redwood City, CA 94063
(415) 364-9600 • FAX (415) 364-9233

Pacific Environmental Group
2025 Gateway Place, Suite 440
San Jose, CA 95110
Attention: Mike Hurd

Client Project ID: 305-94.01/Shell, Castro Valley
Matrix: Soil

QC Sample Group: 3G08001-04


Reported: Jul 12, 1993

QUALITY CONTROL DATA REPORT

ANALYTE	Benzene	Toluene	Ethyl-Benzene	Xylenes
Method:	EPA 8020	EPA 8020	EPA 8020	EPA 8020
Analyst:	R. Geckler	R. Geckler	R. Geckler	R. Geckler
Conc. Spiked:	0.20	0.20	0.20	0.60
Units:	mg/kg	mg/kg	mg/kg	mg/kg
LCS Batch#:	GBLK070693	GBLK070693	GBLK070693	GBLK070693
Date Prepared:	7/6/93	7/6/93	7/6/93	7/6/93
Date Analyzed:	7/6/93	7/6/93	7/6/93	7/6/93
Instrument I.D.#:	GCHP-18	GCHP-18	GCHP-18	GCHP-18
LCS % Recovery:	100	100	105	103
Control Limits:	60-140	60-140	60-140	60-140
MS/MSD Batch #:	3FD6605	3FD6605	3FD6605	3FD6605
Date Prepared:	7/6/93	7/6/93	7/6/93	7/6/93
Date Analyzed:	7/6/93	7/6/93	7/6/93	7/6/93
Instrument I.D.#:	GCHP-18	GCHP-18	GCHP-18	GCHP-18
Matrix Spike % Recovery:	95	95	95	95
Matrix Spike Duplicate % Recovery:	85	95	95	95
Relative % Difference:	11	0.0	0.0	0.0

SEQUOIA ANALYTICAL

Please Note:
The LCS is a control sample of known, interferent free matrix that is analyzed using the same reagents, preparation and analytical methods employed for the samples. The LCS % recovery data is used for validation of sample batch results. Due to matrix effects, the QC limits for MS/MSD's are advisory only and are not used to accept or reject batch results.


Eileen A. Manning
Project Manager



SEQUOIA ANALYTICAL

680 Chesapeake Drive • Redwood City, CA 94063
(415) 364-9600 • FAX (415) 364-9233

Pacific Environmental Group
2025 Gateway Place, Suite 440
San Jose, CA 95110

Client Project ID: 305-94.01/Shell, Castro Valley
Matrix: Soil

Attention: Mike Hurd

QC Sample Group: 3G08001-04

Reported: Jul 12, 1993

QUALITY CONTROL DATA REPORT

ANALYTE:	1,1-Dichloroethene	Trichloroethene	Benzene	Toluene	Chlorobenzene
Method:	EPA 8240	EPA 8240	EPA 8240	EPA 8240	EPA 8240
Analyst:	S. Scott	S. Scott	S. Scott	S. Scott	S. Scott
Conc. Spiked:	2500	2500	2500	2500	2500
Units:	µg/kg	µg/kg	µg/kg	µg/kg	µg/kg
LCS Batch#:	VBLK070793	VBLK070793	VBLK070793	VBLK070793	VBLK070793
Date Prepared:	7/7/93	7/7/93	7/7/93	7/7/93	7/7/93
Date Analyzed:	7/7/93	7/7/93	7/7/93	7/7/93	7/7/93
Instrument I.D.#:	MSF-3	MSF-3	MSF-3	MSF-3	MSF-3
LCS % Recovery:	88	84	88	92	88
Control Limits:	59-172	62-137	66-142	59-139	60-133
<hr/>					
MS/MSD Batch #:	3G08004	3G08004	3G08004	3G08004	3G08004
Date Prepared:	7/7/93	7/7/93	7/7/93	7/7/93	7/7/93
Date Analyzed:	7/7/93	7/7/93	7/7/93	7/7/93	7/7/93
Instrument I.D.#:	MSF-3	MSF-3	MSF-3	MSF-3	MSF-3
Matrix Spike % Recovery:	92	92	92	96	92
Matrix Spike Duplicate % Recovery:	100	92	100	100	100
Relative % Difference:	8.3	0.0	8.3	4.1	8.3

Please Note:
The LCS is a control sample of known, interferent free matrix that is analyzed using the same reagents, preparation and analytical methods employed for the samples. The LCS % recovery data is used for validation of sample batch results. Due to matrix effects, the QC limits for MS/MSD's are advisory only and are not used to accept or reject batch results.

SEQUOIA ANALYTICAL

Eileen A. Manning
Project Manager



SEQUOIA ANALYTICAL

680 Chesapeake Drive • Redwood City, CA 94063
(415) 364-9600 • FAX (415) 364-9233

Pacific Environmental Group
2025 Gateway Place, Suite 440
San Jose, CA 95110

Client Project ID: 305-94.01/Shell, Castro Valley
Matrix: Soil

Attention: Mike Hurd

QC Sample Group: 3G08001-04

Reported: Jul 12, 1993

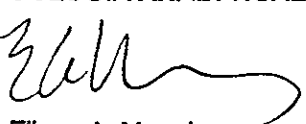
QUALITY CONTROL DATA REPORT

ANALYTE	Phenol	2-Chlorophenol	1,4-Dichloro-benzene	N-Nitroso-Di-N-propylamine	1,2,4-Trichloro-benzene	4-Chloro-3-Methylphenol
Method:	EPA 8270	EPA 8270	EPA 8270	EPA 8270	EPA 8270	EPA 8270
Analyst:	E. Manuel	E. Manuel	E. Manuel	E. Manuel	E. Manuel	E. Manuel
Conc. Spiked:	100	100	50	50	50	100
Units:	ng	ng	ng	ng	ng	ng
LCS Batch#:	BLK062993	BLK062993	BLK062993	BLK062993	BLK062993	BLK062993
Date Prepared:	6/29/93	6/29/93	6/29/93	6/29/93	6/29/93	6/29/93
Date Analyzed:	6/30/93	6/30/93	6/30/93	6/30/93	6/30/93	6/30/93
Instrument I.D.#:	F4	F4	F4	F4	F4	F4
LCS % Recovery:	84	88	78	94	94	101
Control Limits:	26-90	25-102	28-104	41-126	38-107	26-103

MS/MSD Batch #:	3FB2315	3FB2315	3FB2315	3FB2315	3FB2315	3FB2315
Date Prepared:	6/29/93	6/29/93	6/29/93	6/29/93	6/29/93	6/29/93
Date Analyzed:	6/30/93	6/30/93	6/30/93	6/30/93	6/30/93	6/30/93
Instrument I.D.#:	F4	F4	F4	F4	F4	F4
Matrix Spike % Recovery:	88	90	76	94	90	111
Matrix Spike Duplicate % Recovery:	78	85	70	86	84	91
Relative % Difference:	12	5.7	8.2	8.9	6.9	20

SEQUOIA ANALYTICAL

Please Note:
The LCS is a control sample of known, interferent free matrix that is analyzed using the same reagents, preparation and analytical methods employed for the samples. The LCS % recovery data is used for validation of sample batch results. Due to matrix effects, the QC limits for MS/MSD's are advisory only and are not used to accept or reject batch results.


Eileen A. Manning
Project Manager



SEQUOIA ANALYTICAL

680 Chesapeake Drive • Redwood City, CA 94063
(415) 364-9600 • FAX (415) 364-9233

Pacific Environmental Group
2025 Gateway Place, Suite 440
San Jose, CA 95110

Client Project ID: 305-94.01/Shell, Castro Valley
Matrix: Soil

Attention: Mike Hurd

QC Sample Group: 3G08001-04

Reported: Jul 12, 1993

QUALITY CONTROL DATA REPORT

ANALYTE	Acenaphthene	4-Nitrophenol	2,4-Dinitro-toluene	Pentachloro-phenol	Pyrene
---------	--------------	---------------	---------------------	--------------------	--------

Method:	EPA 8270	EPA 8270	EPA 8270	EPA 8270	EPA 8270
Analyst:	E. Manuel	E. Manuel	E. Manuel	E. Manuel	E. Manuel
Conc. Spiked:	50	100	50	100	50
Units:	ng	ng	ng	ng	ng
LCS Batch#:	BLK062993	BLK062993	BLK062993	BLK062993	BLK062993
Date Prepared:	6/29/93	6/29/93	6/29/93	6/29/93	6/29/93
Date Analyzed:	6/30/93	6/30/93	6/30/93	6/30/93	6/30/93
Instrument I.D.#:	F4	F4	F4	F4	F4
LCS % Recovery:	84	110	88	71	116
Control Limits:	31-137	11-114	28-89	17-109	35-142

MS/MSD Batch #:	3FB2315	3FB2315	3FB2315	3FB2315	3FB2315
Date Prepared:	6/29/93	6/29/93	6/29/93	6/29/93	6/29/93
Date Analyzed:	6/30/93	6/30/93	6/30/93	6/30/93	6/30/93
Instrument I.D.#:	F4	F4	F4	F4	F4
Matrix Spike % Recovery:	82	120	82	88	112
Matrix Spike Duplicate % Recovery:	72	96	70	83	100
Relative % Difference:	13	22	16	5.8	11

Please Note:

The LCS is a control sample of known, interferent free matrix that is analyzed using the same reagents, preparation and analytical methods employed for the samples. The LCS % recovery data is used for validation of sample batch results. Due to matrix effects, the QC limits for MS/MSD's are advisory only and are not used to accept or reject batch results.

SEQUOIA ANALYTICAL

EAM
Eileen A. Manning
Project Manager



SEQUOIA ANALYTICAL

680 Chesapeake Drive • Redwood City, CA 94063
(415) 364-9600 • FAX (415) 364-9233

Pacific Environmental Group
2025 Gateway Place, Suite 440
San Jose, CA 95110
Attention: Mike Hurd

Client Project ID: 305-94.01/Shell, Castro Valley
Matrix: Soil

QC Sample Group: 3G08001-04

Reported: Jul 12, 1993

QUALITY CONTROL DATA REPORT

ANALYTE	Total Recoverable
	Petroleum
	Hydrocarbons

Method: SM 5520 EF
Analyst: M. Shkidt
Conc. Spiked: 1000
Units: mg/kg

LCS Batch#: BLK070793

Date Prepared: 7/7/93
Date Analyzed: 7/7/93
Instrument I.D.#: N.A.

LCS % Recovery: 87

Control Limits: 70-110

MS/MSD Batch #: BLK070793

Date Prepared: 7/7/93
Date Analyzed: 7/7/93
Instrument I.D.#: N.A.

Matrix Spike % Recovery: 87

Matrix Spike Duplicate % Recovery: 85

Relative % Difference: 2.3

SEQUOIA ANALYTICAL

Eileen A. Manning
Eileen A. Manning
Project Manager

Please Note:

The LCS is a control sample of known, interferent free matrix that is analyzed using the same reagents, preparation and analytical methods employed for the samples. The LCS % recovery data is used for validation of sample batch results. Due to matrix effects, the QC limits for MS/MSD's are advisory only and are not used to accept or reject batch results.



SEQUOIA ANALYTICAL

680 Chesapeake Drive • Redwood City, CA 94063
(415) 364-9600 • FAX (415) 364-9233

Pacific Environmental Group
2025 Gateway Place, Suite 440
San Jose, CA 95110
Attention: Mike Hurd

Client Project ID: 305-94.01/Shell, Castro Valley
Matrix: Soil

QC Sample Group: 3G08001-04

Reported: Jul 12, 1993

QUALITY CONTROL DATA REPORT

ANALYTE	Beryllium	Cadmium	Chromium	Nickel
---------	-----------	---------	----------	--------

Method:	EPA 200.7	EPA 200.7	EPA 200.7	EPA 200.7
Analyst:	M. Mistry	M. Mistry	M. Mistry	M. Mistry
Conc. Spiked:	1.0	1.0	1.0	1.0
Units:	mg/L	mg/L	mg/L	mg/L
LCS Batch#:	BLK070893	BLK070893	BLK070893	BLK070893
Date Prepared:	7/8/93	7/8/93	7/8/93	7/8/93
Date Analyzed:	7/9/93	7/9/93	7/9/93	7/9/93
Instrument I.D.#:	MTJA-2	MTJA-2	MTJA-2	MTJA-2
LCS % Recovery:	97	92	92	93
Control Limits:	75-125	75-125	75-125	75-125

MS/MSD Batch #:	3G20801	3G20801	3G20801	3G20801
Date Prepared:	7/8/93	7/8/93	7/8/93	7/8/93
Date Analyzed:	7/9/93	7/9/93	7/9/93	7/9/93
Instrument I.D.#:	MTJA-2	MTJA-2	MTJA-2	MTJA-2
Matrix Spike % Recovery:	96	91	90	93
Matrix Spike Duplicate % Recovery:	97	90	91	94
Relative % Difference:	1.0	1.1	1.1	1.1

SEQUOIA ANALYTICAL

Eileen A. Manning
Project Manager

Please Note:
The LCS is a control sample of known, interferent free matrix that is analyzed using the same reagents, preparation and analytical methods employed for the samples. The LCS % recovery data is used for validation of sample batch results. Due to matrix effects, the QC limits for MS/MSD's are advisory only and are not used to accept or reject batch results.



SEQUOIA ANALYTICAL

680 Chesapeake Drive • Redwood City, CA 94063
(415) 364-9600 • FAX (415) 364-9233

Pacific Environmental Group
2025 Gateway Place, Suite 440
San Jose, CA 95110
Attention: Mike Hurd

Client Project ID: 305-94.01/Shell, Castro Valley
Matrix: Soil

QC Sample Group: 3G08001-04

Reported: Jul 12, 1993

QUALITY CONTROL DATA REPORT

ANALYTE	Mercury	Selenium	Mercury
---------	---------	----------	---------

Method:	EPA 245.1	EPA 7740	EPA 245.1
Analyst:	A. McDonald	W. Thant	A. McDonald
Conc. Spiked:	0.0020	0.050	0.0020
Units:	mg/L	mg/L	mg/L
LCS Batch#:	BLK070993	BLK070893	BLK071293
Date Prepared:	7/9/93	7/8/93	7/12/93
Date Analyzed:	7/9/93	7/9/93	7/12/93
Instrument I.D.#:	MPE-2	MTJA-3	MPE-2
LCS % Recovery:	102	109	91
Control Limits:	90-110	75-125	90-110

MS/MSD Batch #:	3G20801	3G09132	3G31801
Date Prepared:	7/9/93	7/8/93	7/12/93
Date Analyzed:	7/9/93	7/9/93	7/12/93
Instrument I.D.#:	MPE-2	MTJA-3	MPE-2
Matrix Spike % Recovery:	98	90	102
Matrix Spike Duplicate % Recovery:	100	94	104
Relative % Difference:	2.0	4.3	1.9

SEQUOIA ANALYTICAL

Eileen A. Manning
Project Manager

Please Note:

The LCS is a control sample of known, interferent free matrix that is analyzed using the same reagents, preparation and analytical methods employed for the samples. The LCS % recovery data is used for validation of sample batch results. Due to matrix effects, the QC limits for MS/MSD's are advisory only and are not used to accept or reject batch results.



SEQUOIA ANALYTICAL

680 Chesapeake Drive • Redwood City, CA 94063
(415) 364-9600 • FAX (415) 364-9233

Pacific Environmental Group
2025 Gateway Place, Suite 440
San Jose, CA 95110

Client Project ID: 305-94.01/Shell, Castro Valley
Matrix: Soil

Attention: Mike Hurd

QC Sample Group: 3G08001-04

Reported: Jul 12, 1993


QUALITY CONTROL DATA REPORT

ANALYTE	pH	Sulfide	Flashpoint	Cyanide
---------	----	---------	------------	---------

Method:	EPA 9045	EPA 9030	Shell Open Cup	SW 846
Analyst:	K. Follett	K. Newberry	K. Newberry	A. Savva
Units:	pH units	mg/kg	mg/kg	mg/L
Date:	7/2/93	7/6/93	7/2/93	7/6/93

Sample #:	3G040	3G04001	3FE7701	3G04001
Sample Concentration:	8.6	N.D.	Negative	N.D.
Sample Duplicate Concentration:	8.5	N.D.	Negative	N.D.
% RPD:	1.2	0.0	0.0	0.0
Control Limits:	0-30	0-20	±5.0	0-20

SEQUOIA ANALYTICAL


Eileen A. Manning
Project Manager



SHELL OIL COMPANY 305-94.01
RETAIL ENVIRONMENTAL ENGINEERING - WEST

CHAIN OF CUSTODY RECORD

Serial No: _____

Date: 7-2-93

Page 2 of 3

Site Address: 2724 Castro Valley Blvd, Castro Valley

WIC#: 204-1381-0407

Shell Engineer: Randy Orlowski
 Phone No: 714 520-3395
 Fax #: 520-3469

Consultant Name & Address: PACIFIC ENVIRONMENTAL GROUP, INC.
 2025 GATEWAY PLACE, Ste. 440 SAN JOSE, CALIFORNIA 95110

Consultant Contact: Mike Hurd
 Phone No.: 408 441-7500
 Fax #: 441-7539

Comments:

Sampled by: Charles Melancon

Printed Name: Charles Melancon

Analysis Required

TPH (EPA 8015 Mod. Gas)	TPH (EPA 8015 Mod. Diesel)	BTEX (EPA 8020/602)	Volatile Organics (EPA 8240)	Test for Disposal	Combination TPH 8015 & BTEX 8020	RCI	8270	Asbestos STLC/Pb	Container Size STLC Cam 17	Preparation Used	Composite Y/N
X			X	X		X	X	X	X		Y

LAB: Sequoia

CHECK ONE (1) BOX ONLY	CI/DT	TURN AROUND TIME
G.W. Monitoring <input type="checkbox"/>	4461	24 hours <input type="checkbox"/>
Site Investigation <input type="checkbox"/>	4441	48 hours <input checked="" type="checkbox"/>
Soil Classify/Disposal <input checked="" type="checkbox"/>	4442	16 days <input type="checkbox"/> (Normal)
Water Classify/Disposal <input type="checkbox"/>	4443	Other <input type="checkbox"/>
Soil/Air Rem. or Sys. O & M <input type="checkbox"/>	4452	
Water Rem. or Sys. O & M <input type="checkbox"/>	4453	
Other <input type="checkbox"/>		

NOTE: Notify Lab as soon as possible of 24/48 hrs. TAT.

UST AGENCY:

Sample ID	Date	Sludge	Soil	Water	Air	No. of conts.	TPH (EPA 8015 Mod. Gas)	TPH (EPA 8015 Mod. Diesel)	BTEX (EPA 8020/602)	Volatile Organics (EPA 8240)	Test for Disposal	Combination TPH 8015 & BTEX 8020	RCI	8270	Asbestos STLC/Pb	Container Size STLC Cam 17	Preparation Used	Composite Y/N	MATERIAL DESCRIPTION	SAMPLE CONDITION/ COMMENTS	
SP-5A	7/2/93		X			1	X			X	X		X	X	X	X			Y	Soil/Spills	Composite 9307080 -01A
SP-5B																					-01B
SP-5C																					-01C
SP-5D																					-01D
SP-5E																			Y	Soil/Spills	Composite -02A
SP-5F																					-02B
SP-5G																					-02C
SP-5H																					-02D

Relinquished By (signature): Charles Melancon	Printed Name: Charles Melancon	Date: 7-2-93 Time: 12:30	Received (signature): M. Doden	Printed Name: M. Doden	Date: 7/2/93 Time: 1:55
Relinquished By (signature): M. Doden	Printed Name: M. Doden	Date: 7/2/93 Time: 1:55	Received (signature): [Signature]	Printed Name: [Signature]	Date: 7/2/93 Time: 1:55
Relinquished By (signature): [Signature]	Printed Name: F. W. Hopker	Date: 7-2-93 Time: 16:30	Received (signature): [Signature] #784	Printed Name: BECA PETA	Date: 7-2-93 Time: 16:30

THE LABORATORY MUST PROVIDE A COPY OF THIS CHAIN-OF-CUSTODY WITH INVOICE AND RESULTS

Rec by: Johns 7-2-93/1830



SHELL OIL COMPANY 305-94.01
RETAIL ENVIRONMENTAL ENGINEERING - WEST

CHAIN OF CUSTODY RECORD

Serial No: _____

Date: 7-2-93

Page 3 of 3

Site Address:
204-1381-0407

WIC#: 204-1381-0407

Shell Engineer: Randy Orlovski
 Phone No.: 714 520-5365
 Fax #: 520-5469

Consultant Name & Address:
 PACIFIC ENVIRONMENTAL GROUP, INC.
 2025 GATEWAY PLACE, Ste. 440 SAN JOSE, CALIFORNIA 95110

Consultant Contact: Mike Hurd
 Phone No.: 408 441-7500
 Fax #: 441-7539

Comments:

Sampled by: Charles Melancon

Printed Name: Charles Melancon

Analysis Required

TPH (EPA 8015 Mod. Gas)	TPH (EPA 8015 Mod. Diesel)	BTEX (EPA 8020/602)	Volatile Organics (EPA 8240)	Test for Disposal 5520 F&F	Combination TPH 8015 & BTEX 8020	ACI	8270	Asbestos STLCC CAM 17	Container Size STLCC/PB	Preparation Used	Composite Y/N
-------------------------	----------------------------	---------------------	------------------------------	----------------------------	----------------------------------	-----	------	-----------------------	-------------------------	------------------	---------------

LAB: Seqvia

CHECK ONE (1) BOX ONLY	CT/DT	TURN AROUND TIME
G.W. Monitoring <input type="checkbox"/>	4461	24 hours <input type="checkbox"/>
Site Investigation <input type="checkbox"/>	4441	48 hours <input checked="" type="checkbox"/>
Soil Classify/Disposal <input checked="" type="checkbox"/>	4442	16 days <input type="checkbox"/> (Normal)
Water Classify/Disposal <input type="checkbox"/>	4443	Other <input type="checkbox"/>
Soil/Air Rem. or Sys. O & M <input type="checkbox"/>	4452	NOTE: Notify Lab as soon as possible of 24/48 hrs. TAT.
Water Rem. or Sys. O & M <input type="checkbox"/>	4453	
Other <input type="checkbox"/>		

UST AGENCY: _____

Sample ID	Date	Sludge	Soil	Water	Air	No. of conds.	TPH (EPA 8015 Mod. Gas)	TPH (EPA 8015 Mod. Diesel)	BTEX (EPA 8020/602)	Volatile Organics (EPA 8240)	Test for Disposal 5520 F&F	Combination TPH 8015 & BTEX 8020	ACI	8270	Asbestos STLCC CAM 17	Container Size STLCC/PB	Preparation Used	Composite Y/N	MATERIAL DESCRIPTION	SAMPLE CONDITION/ COMMENTS	
																			Soil/Spills	Composite	
SP-4 E	7/2/93		X			1	X			X	X	X	X	X	X	X	X	X	Y	Soil/Spills	Composite 9307080 -03A
SP-4 F																					Composite -03B
SP-4 G																					Composite -03C
SP-4 H																					Composite -03D
SP-6 A			X			1													Y	Soil/Spills	Composite -04A
SP-6 B																					Composite -04B
SP-6 C																					Composite -04C
SP-6 D																					Composite -04D

Relinquished By (signature): Charles Melancon	Printed Name: Charles Melancon	Date: 7-2-93 Time: 12:30	Received (signature): M. Doden	Printed Name: M. Doden	Date: 7/2/93 Time: 1:35
Relinquished By (signature): M. Doden	Printed Name: M. Doden	Date: 7/2/93 Time: 1:45	Received (signature): K. Horn	Printed Name: K. Horn	Date: 7/2/93 Time: 1:45
Relinquished By (signature): P. W. Hopkin	Printed Name: P. W. Hopkin	Date: 7/2/93 Time: 1:50	Received (signature): Clark from #84	Printed Name: BECA Kren	Date: 7-2-93 Time: 1:50

THE LABORATORY MUST PROVIDE A COPY OF THIS CHAIN-OF-CUSTODY WITH INVOICE AND RESULTS

Rec: 11/1/93

P. HUFANO

7-2-93/1837

SEQUOIA ANALYTIC/ SAMPLE RECEIPT LOG

CLIENT NAME: PEG
 REC. BY: (PRINT): JM

MASTER LOG NO. / PAGE: 9307080
 DATE OF LOG-IN: 7-2-93

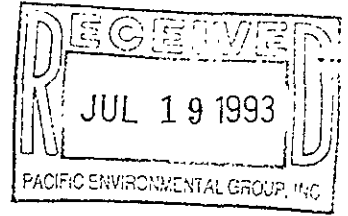
CIRCLE THE APPROPRIATE RESPONSE	LAB SAMPLE	DASH	CLIENT	CONTAINER	SAMPLE	DATE	REMARKS:
	#	#	IDENTIFICATION	DESCRIPTION	MATRIX	SAMP.	CONDITION (ETC)
1. Custody Seal(s): Present / <u>Absent</u> Intact / Broken*	01	A	SP-5A	core	S	7/2	
2. Custody Seal Nos.: <u>—</u>	↓	B	-5B	↓	↓	↓	
		C	-5C				
		D	-5D				
		02	A				
3. Chain-of-Custody Records: <u>Present</u> / Absent*	↓	B	-5F	↓	↓	↓	
		C	-5G				
		D	-5H				
		03	A				
4. Traffic Reports or Packing List: Present / <u>Absent</u>	↓	B	-4F	↓	↓	↓	
		C	-4G				
		D	-4H				
		04	A				
5. Airbill: Airbill / Sticker Present / <u>Absent</u>	↓	B	-6B	↓	↓	↓	
		C	-6C				
		D	-6D				
		7. Sample Tags: <u>Present</u> / Absent* Sample Tag Nos.: <u>Listed</u> / Not Listed on Chain-of-Custody	↓				
8. Sample Condition: <u>Intact</u> / Broken* / Leaking*							
9. Does information on <u>Yes</u> / No* custody reports, traffic reports and sample tags agree?							
10. Proper <u>Yes</u> / No* Preservatives Used:							
11. Date Rec. at Lab: <u>7-2-93</u>							
12. Time Rec. at Lab: <u>17:30</u>							

* If Circled, contact Project Manager and attach record of resolution



SEQUOIA ANALYTICAL

680 Chesapeake Drive • Redwood City, CA 94063
(415) 364-9600 • FAX (415) 364-9233



Pacific Environmental Group
2025 Gateway Place, Suite 440
San Jose, CA 95110
Attention: Mike Hurd

Project: 305-94.01/Shell, Castro Valley


Enclosed are the results from 6 soil samples received at Sequoia Analytical on July 12, 1993. The requested analyses are listed below:

3G49501	Soil, LWW-3, 12'	7/12/93	EPA 3550/8015 EPA 5030/8015/8020 SM 5520 E&F (Gravimetric)
3G49502	Soil, LWW-4, 12'	7/12/93	EPA 3550/8015 EPA 5030/8015/8020 SM 5520 E&F (Gravimetric)
3G49503	Soil, EF-17, 15'	7/12/93	EPA 3550/8015 EPA 5030/8015/8020 SM 5520 E&F (Gravimetric)
3G49504	Soil, EF-18, 15'	7/12/93	EPA 3550/8015 EPA 5030/8015/8020 SM 5520 E&F (Gravimetric)
3G49505	Soil, SP-7A,B,C,D comp	7/12/93	Ignitability, Reactivity & Corrosivity STLC Metals EPA 5030/8015 EPA 8240 EPA 8270 SM 5520 E&F (Gravimetric)
3G49509	Soil, SP-7E,F,G,H comp	7/12/93	Ignitability, Reactivity & Corrosivity STLC Metals EPA 5030/8015 EPA 8240 EPA 8270 SM 5520 E&F (Gravimetric)

Please contact me if you have any questions. In the meantime, thank you for the opportunity to work with you on this project.

Very truly yours,

SEQUOIA ANALYTICAL


Eileen A. Manning
Project Manager



SEQUOIA ANALYTICAL

680 Chesapeake Drive • Redwood City, CA 94063
(415) 364-9600 • FAX (415) 364-9233

Pacific Environmental Group	Client Project ID: 305-94.01/Shell, Castro Valley	Sampled: Jul 12, 1993
2025 Gateway Place, Suite 440	Sample Matrix: Soil	Received: Jul 12, 1993
San Jose, CA 95110	Analysis Method: EPA 3550/8015	Reported: Jul 14, 1993
Attention: Mike Hurd	First Sample #: 3G49501	

TOTAL EXTRACTABLE PETROLEUM HYDROCARBONS


Analyte	Reporting Limit mg/kg	Sample I.D. 3G49501 LWW-3, 12'	Sample I.D. 3G49502 LWW-4, 12'	Sample I.D. 3G49503 EF-17, 15'	Sample I.D. 3G49504 EF-18, 15'
Extractable Hydrocarbons	1.0	53	N.D.	N.D.	N.D.
Chromatogram Pattern:		Non-diesel mix < C15	--	--	--

Quality Control Data

Report Limit				
Multiplication Factor:	1.0	1.0	1.0	1.0
Date Extracted:	7/12/93	7/12/93	7/12/93	7/12/93
Date Analyzed:	7/13/93	7/13/93	7/13/93	7/13/93
Instrument Identification:	GCHP-5 INJ. A	GCHP-5 INJ. A	GCHP-5 INJ. A	GCHP-5 INJ. A

Extractable Hydrocarbons are quantitated against a fresh diesel standard.
Analytes reported as N.D. were not detected above the stated reporting limit.

SEQUOIA ANALYTICAL


Eileen A. Manning
Project Manager



SEQUOIA ANALYTICAL

680 Chesapeake Drive • Redwood City, CA 94063
(415) 364-9600 • FAX (415) 364-9233

Pacific Environmental Group	Client Project ID: 305-94.01/Shell, Castro Valley	Sampled: Jul 12, 1993
2025 Gateway Place, Suite 440	Sample Matrix: Soil	Received: Jul 12, 1993
San Jose, CA 95110	Analysis Method: EPA 5030/8015/8020	Reported: Jul 14, 1993
Attention: Mike Hurd	First Sample #: 3G49501	

TOTAL PURGEABLE PETROLEUM HYDROCARBONS with BTEX DISTINCTION

Analyte	Reporting Limit mg/kg	Sample I.D. 3G49501 LWW-3, 12'	Sample I.D. 3G49502 LWW-4, 12'	Sample I.D. 3G49503 EF-17, 15'	Sample I.D. 3G49504 EF-18, 15'
Purgeable Hydrocarbons	1.0	190	N.D.	N.D.	N.D.
Benzene	0.0050	0.72	0.014	0.015	0.0060
Toluene	0.0050	4.6	0.073	0.10	0.083
Ethyl Benzene	0.0050	4.3	N.D.	0.0080	0.0060
Total Xylenes	0.0050	26	0.011	0.028	0.030
Chromatogram Pattern:		Gas	--	--	--

Quality Control Data

Report Limit				
Multiplication Factor:	25	1.0	1.0	1.0
Date Analyzed:	7/12/93	7/12/93	7/12/93	7/12/93
Instrument Identification:	GCHP-18	GCHP-18	GCHP-18	GCHP-18
Surrogate Recovery, %: (QC Limits = 70-130%)	152*	106	107	105
*Coelution confirmed				

Purgeable Hydrocarbons are quantitated against a fresh gasoline standard.
Analytes reported as N.D. were not detected above the stated reporting limit.

SEQUOIA ANALYTICAL

Eileen A. Manning
Project Manager



SEQUOIA ANALYTICAL

680 Chesapeake Drive • Redwood City, CA 94063
(415) 364-9600 • FAX (415) 364-9233

Pacific Environmental Group	Client Project ID: 305-94.01/Shell, Castro Valley	Sampled: Jul 12, 1993
2025 Gateway Place, Suite 440	Sample Matrix: Soil	Received: Jul 12, 1993
San Jose, CA 95110	Analysis Method: EPA 5030/8015	Reported: Jul 14, 1993
Attention: Mike Hurd	First Sample #: 3G49505	

TOTAL PURGEABLE PETROLEUM HYDROCARBONS

Analyte	Reporting Limit mg/kg	Sample I.D. 3G49505 SP-7A,B,C,D comp	Sample I.D. 3G49509 SP-7E,F, G,H comp
Purgeable Hydrocarbons	1.0	100	200
Chromatogram Pattern:		Gas + Non-gas mix C9 - C12	Gas + Non-gas C9 - C12

Quality Control Data

Report Limit		
Multiplication Factor:	10	20
Date Analyzed:	7/13/93	7/13/93
Instrument Identification:	GCHP-18	GCHP-18
Surrogate Recovery: (QC Limits = 70-130%)	162*	118
*Coelution confirmed		

Purgeable Hydrocarbons are quantitated against a fresh gasoline standard.
Analytes reported as N.D. were not detected above the stated reporting limit.

SEQUOIA ANALYTICAL


Eileen A. Manning
Project Manager



SEQUOIA ANALYTICAL

680 Chesapeake Drive • Redwood City, CA 94063
(415) 364-9600 • FAX (415) 364-9233


Pacific Environmental Group	Client Project ID: 305-94.01/Shell, Castro Valley	Sampled: Jul 12, 1993
2025 Gateway Place, Suite 440	Sample Descript: Soil, SP-7A,B,C,D comp	Received: Jul 12, 1993
San Jose, CA 95110	Analysis Method: EPA 8240	Analyzed: Jul 13, 1993
Attention: Mike Hurd	Lab Number: 3G49505	Reported: Jul 14, 1993

VOLATILE ORGANICS by GC/MS (EPA 8240)

Analyte	Detection Limit µg/kg	Sample Results µg/kg
Acetone.....	900	N.D.
Benzene.....	180	350
Bromodichloromethane.....	180	N.D.
Bromoform.....	180	N.D.
Bromomethane.....	180	N.D.
2-Butanone.....	900	N.D.
Carbon disulfide.....	180	N.D.
Carbon tetrachloride.....	180	N.D.
Chlorobenzene.....	180	N.D.
Chloroethane.....	180	N.D.
2-Chloroethyl vinyl ether.....	900	N.D.
Chloroform.....	180	N.D.
Chloromethane.....	180	N.D.
Dibromochloromethane.....	180	N.D.
1,1-Dichloroethane.....	180	N.D.
1,2-Dichloroethane.....	180	N.D.
1,1-Dichloroethene.....	180	N.D.
cis-1,2-Dichloroethene.....	180	N.D.
trans-1,2-Dichloroethene.....	180	N.D.
1,2-Dichloropropane.....	180	N.D.
cis-1,3-Dichloropropene.....	180	N.D.
trans-1,3-Dichloropropene.....	180	N.D.
Ethylbenzene.....	180	2,700
2-Hexanone.....	900	N.D.
Methylene chloride.....	450	N.D.
4-Methyl-2-pentanone.....	900	N.D.
Styrene.....	180	N.D.
1,1,2,2-Tetrachloroethane.....	180	N.D.
Tetrachloroethene.....	180	N.D.
Toluene.....	180	2,700
1,1,1-Trichloroethane.....	180	N.D.
1,1,2-Trichloroethane.....	180	N.D.
Trichloroethene.....	180	N.D.
Trichlorofluoromethane.....	180	N.D.
Vinyl acetate.....	180	N.D.
Vinyl chloride.....	180	N.D.
Total Xylenes.....	180	18,000

Analytes reported as N.D. were not present above the stated limit of detection. Because matrix effects and/or other factors required additional sample dilution, detection limits for this sample have been raised.

SEQUOIA ANALYTICAL


Eileen A. Manning
Project Manager



SEQUOIA ANALYTICAL

680 Chesapeake Drive • Redwood City, CA 94063
(415) 364-9600 • FAX (415) 364-9233

Pacific Environmental Group
2025 Gateway Place, Suite 440
San Jose, CA 95110
Attention: Mike Hurd

Client Project ID: 305-94.01/Shell, Castro Valley
Sample Descript: Soil, SP-7E,F,G,H comp
Analysis Method: EPA 8240
Lab Number: 3G49509


Sampled: Jul 12, 1993
Received: Jul 12, 1993
Analyzed: Jul 13, 1993
Reported: Jul 14, 1993

VOLATILE ORGANICS by GC/MS (EPA 8240)

Analyte	Detection Limit µg/kg	Sample Results µg/kg
Acetone.....	1,700	N.D.
Benzene.....	330	690
Bromodichloromethane.....	330	N.D.
Bromoform.....	330	N.D.
Bromomethane.....	330	N.D.
2-Butanone.....	1,700	N.D.
Carbon disulfide.....	330	N.D.
Carbon tetrachloride.....	330	N.D.
Chlorobenzene.....	330	N.D.
Chloroethane.....	330	N.D.
2-Chloroethyl vinyl ether.....	1,700	N.D.
Chloroform.....	330	N.D.
Chloromethane.....	330	N.D.
Dibromochloromethane.....	330	N.D.
1,1-Dichloroethane.....	330	N.D.
1,2-Dichloroethane.....	330	N.D.
1,1-Dichloroethene.....	330	N.D.
cis-1,2-Dichloroethene.....	330	N.D.
trans-1,2-Dichloroethene.....	330	N.D.
1,2-Dichloropropane.....	330	N.D.
cis-1,3-Dichloropropene.....	330	N.D.
trans-1,3-Dichloropropene.....	330	N.D.
Ethylbenzene.....	330	3,400
2-Hexanone.....	1,700	N.D.
Methylene chloride.....	830	N.D.
4-Methyl-2-pentanone.....	1,700	N.D.
Styrene.....	330	N.D.
1,1,1,2-Tetrachloroethane.....	330	N.D.
Tetrachloroethene.....	330	N.D.
Toluene.....	330	880
1,1,1-Trichloroethane.....	330	N.D.
1,1,2-Trichloroethane.....	330	N.D.
Trichloroethene.....	330	N.D.
Trichlorofluoromethane.....	330	N.D.
Vinyl acetate.....	330	N.D.
Vinyl chloride.....	330	N.D.
Total Xylenes.....	330	20,000

Analytes reported as N.D. were not present above the stated limit of detection. Because matrix effects and/or other factors required additional sample dilution, detection limits for this sample have been raised.

SEQUOIA ANALYTICAL


Eileen A. Manning
Project Manager



SEQUOIA ANALYTICAL

680 Chesapeake Drive • Redwood City, CA 94063
(415) 364-9600 • FAX (415) 364-9233

Pacific Environmental Group
2025 Gateway Place, Suite 440
San Jose, CA 95110
Attention: Mike Hurd

Client Project ID: 305-94.01/Shell, Castro Valley
Sample Descript: Soil, SP-7A,B,C,D comp
Analysis Method: EPA 8270
Lab Number: 3G49505

Sampled: Jul 12, 1993
Received: Jul 12, 1993
Extracted: Jul 12, 1993
Analyzed: Jul 13, 1993
Reported: Jul 14, 1993

SEMI-VOLATILE ORGANICS by GC/MS (EPA 8270)

Analyte	Detection Limit µg/kg	Sample Results µg/kg
Acenaphthene.....	100	N.D.
Acenaphthylene.....	100	N.D.
Anthracene.....	100	N.D.
Benzoic Acid.....	500	N.D.
Benzo(a)anthracene.....	100	N.D.
Benzo(b)fluoranthene.....	100	N.D.
Benzo(k)fluoranthene.....	100	N.D.
Benzo(g,h,i)perylene.....	100	N.D.
Benzo(a)pyrene.....	100	N.D.
Benzyl alcohol.....	100	N.D.
Bis(2-chloroethoxy)methane.....	100	N.D.
Bis(2-chloroethyl)ether.....	100	N.D.
Bis(2-chloroisopropyl)ether.....	100	N.D.
Bis(2-ethylhexyl)phthalate.....	500	N.D.
4-Bromophenyl phenyl ether.....	100	N.D.
Butyl benzyl phthalate.....	100	N.D.
4-Chloroaniline.....	100	N.D.
2-Chloronaphthalene.....	100	N.D.
4-Chloro-3-methylphenol.....	100	N.D.
2-Chlorophenol.....	100	N.D.
4-Chlorophenyl phenyl ether.....	100	N.D.
Chrysene.....	100	N.D.
Dibenz(a,h)anthracene.....	100	N.D.
Dibenzofuran.....	100	N.D.
Di-N-butyl phthalate.....	500	N.D.
1,3-Dichlorobenzene.....	100	N.D.
1,4-Dichlorobenzene.....	100	N.D.
1,2-Dichlorobenzene.....	100	N.D.
3,3-Dichlorobenzidine.....	500	N.D.
2,4-Dichlorophenol.....	100	N.D.
Diethyl phthalate.....	100	N.D.
2,4-Dimethylphenol.....	100	N.D.
Dimethyl phthalate.....	100	N.D.
4,6-Dinitro-2-methylphenol.....	500	N.D.
2,4-Dinitrophenol.....	500	N.D.
2,4-Dinitrotoluene.....	100	N.D.
2,6-Dinitrotoluene.....	100	N.D.



SEQUOIA ANALYTICAL

680 Chesapeake Drive • Redwood City, CA 94063
(415) 364-9600 • FAX (415) 364-9233

Pacific Environmental Group
2025 Gateway Place, Suite 440
San Jose, CA 95110
Attention: Mike Hurd

Client Project ID: 305-94.01/Shell, Castro Valley
Sample Descript: Soil, SP-7A,B,C,D comp
Analysis Method: EPA 8270
Lab Number: 3G49505

Sampled: Jul 12, 1993
Received: Jul 12, 1993
Extracted: Jul 12, 1993
Analyzed: Jul 13, 1993
Reported: Jul 14, 1993

SEMI-VOLATILE ORGANICS by GC/MS (EPA 8270)

Analyte	Detection Limit µg/kg	Sample Results µg/kg
Di-N-octyl phthalate.....	100	N.D.
Fluoranthene.....	100	N.D.
Fluorene.....	100	N.D.
Hexachlorobenzene.....	100	N.D.
Hexachlorobutadiene.....	100	N.D.
Hexachlorocyclopentadiene.....	100	N.D.
Hexachloroethane.....	100	N.D.
Indeno(1,2,3-cd)pyrene.....	100	N.D.
Isophorone.....	100	N.D.
2-Methylnaphthalene.....	100	640
2-Methylphenol.....	100	N.D.
4-Methylphenol.....	100	N.D.
Naphthalene.....	100	590
2-Nitroaniline.....	500	N.D.
3-Nitroaniline.....	500	N.D.
4-Nitroaniline.....	500	N.D.
Nitrobenzene.....	100	N.D.
2-Nitrophenol.....	100	N.D.
4-Nitrophenol.....	500	N.D.
N-Nitrosodiphenylamine.....	100	N.D.
N-Nitroso-di-N-propylamine.....	100	N.D.
Pentachlorophenol.....	500	N.D.
Phenanthrene.....	100	N.D.
Phenol.....	100	N.D.
Pyrene.....	100	N.D.
1,2,4-Trichlorobenzene.....	100	N.D.
2,4,5-Trichlorophenol.....	500	N.D.
2,4,6-Trichlorophenol.....	100	N.D.

Analytes reported as N.D. were not present above the stated limit of detection.

SEQUOIA ANALYTICAL


Eileen A. Manning
Project Manager



SEQUOIA ANALYTICAL

680 Chesapeake Drive • Redwood City, CA 94063
(415) 364-9600 • FAX (415) 364-9233

Pacific Environmental Group
2025 Gateway Place, Suite 440
San Jose, CA 95110
Attention: Mike Hurd

Client Project ID: 305-94.01/Shell, Castro Valley
Sample Descript: Soil, SP-7E,F,G,H comp
Analysis Method: EPA 8270
Lab Number: 3G49509

Sampled: Jul 12, 1993
Received: Jul 12, 1993
Extracted: Jul 12, 1993
Analyzed: Jul 13, 1993
Reported: Jul 14, 1993

SEMI-VOLATILE ORGANICS by GC/MS (EPA 8270)

Analyte	Detection Limit µg/kg	Sample Results µg/kg
Acenaphthene.....	100	N.D.
Acenaphthylene.....	100	N.D.
Anthracene.....	100	N.D.
Benzoic Acid.....	500	N.D.
Benzo(a)anthracene.....	100	N.D.
Benzo(b)fluoranthene.....	100	N.D.
Benzo(k)fluoranthene.....	100	N.D.
Benzo(g,h,i)perylene.....	100	N.D.
Benzo(a)pyrene.....	100	N.D.
Benzyl alcohol.....	100	N.D.
Bis(2-chloroethoxy)methane.....	100	N.D.
Bis(2-chloroethyl)ether.....	100	N.D.
Bis(2-chloroisopropyl)ether.....	100	N.D.
Bis(2-ethylhexyl)phthalate.....	500	N.D.
4-Bromophenyl phenyl ether.....	100	N.D.
Butyl benzyl phthalate.....	100	N.D.
4-Chloroaniline.....	100	N.D.
2-Chloronaphthalene.....	100	N.D.
4-Chloro-3-methylphenol.....	100	N.D.
2-Chlorophenol.....	100	N.D.
4-Chlorophenyl phenyl ether.....	100	N.D.
Chrysene.....	100	N.D.
Dibenz(a,h)anthracene.....	100	N.D.
Dibenzofuran.....	100	N.D.
Di-N-butyl phthalate.....	500	N.D.
1,3-Dichlorobenzene.....	100	N.D.
1,4-Dichlorobenzene.....	100	N.D.
1,2-Dichlorobenzene.....	100	N.D.
3,3-Dichlorobenzidine.....	500	N.D.
2,4-Dichlorophenol.....	100	N.D.
Diethyl phthalate.....	100	N.D.
2,4-Dimethylphenol.....	100	N.D.
Dimethyl phthalate.....	100	N.D.
4,6-Dinitro-2-methylphenol.....	500	N.D.
2,4-Dinitrophenol.....	500	N.D.
2,4-Dinitrotoluene.....	100	N.D.
2,6-Dinitrotoluene.....	100	N.D.



SEQUOIA ANALYTICAL

680 Chesapeake Drive • Redwood City, CA 94063
(415) 364-9600 • FAX (415) 364-9233

Pacific Environmental Group
2025 Gateway Place, Suite 440
San Jose, CA 95110
Attention: Mike Hurd

Client Project ID: 305-94.01/Shell, Castro Valley
Sample Descript: Soil, SP-7E,F,G,H comp
Analysis Method: EPA 8270
Lab Number: 3G49509

Sampled: Jul 12, 1993
Received: Jul 12, 1993
Extracted: Jul 12, 1993
Analyzed: Jul 13, 1993
Reported: Jul 14, 1993

SEMI-VOLATILE ORGANICS by GC/MS (EPA 8270)

Analyte	Detection Limit µg/kg	Sample Results µg/kg
Di-N-octyl phthalate.....	100	N.D.
Fluoranthene.....	100	N.D.
Fluorene.....	100	N.D.
Hexachlorobenzene.....	100	N.D.
Hexachlorobutadiene.....	100	N.D.
Hexachlorocyclopentadiene.....	100	N.D.
Hexachloroethane.....	100	N.D.
Indeno(1,2,3-cd)pyrene.....	100	N.D.
Isophorone.....	100	N.D.
2-Methylnaphthalene.....	100	540
2-Methylphenol.....	100	N.D.
4-Methylphenol.....	100	N.D.
Naphthalene.....	100	540
2-Nitroaniline.....	500	N.D.
3-Nitroaniline.....	500	N.D.
4-Nitroaniline.....	500	N.D.
Nitrobenzene.....	100	N.D.
2-Nitrophenol.....	100	N.D.
4-Nitrophenol.....	500	N.D.
N-Nitrosodiphenylamine.....	100	N.D.
N-Nitroso-di-N-propylamine.....	100	N.D.
Pentachlorophenol.....	500	N.D.
Phenanthrene.....	100	N.D.
Phenol.....	100	N.D.
Pyrene.....	100	N.D.
1,2,4-Trichlorobenzene.....	100	N.D.
2,4,5-Trichlorophenol.....	500	N.D.
2,4,6-Trichlorophenol.....	100	N.D.

Analytes reported as N.D. were not present above the stated limit of detection.

SEQUOIA ANALYTICAL


Eileen A. Manning
Project Manager



SEQUOIA ANALYTICAL

680 Chesapeake Drive • Redwood City, CA 94063
(415) 364-9600 • FAX (415) 364-9233

Pacific Environmental Group
2025 Gateway Place, Suite 440
San Jose, CA 95110
Attention: Mike Hurd

Client Project ID: 305-94.01/Shell, Castro Valley
Matrix Descript: Soil
Analysis Method: SM 5520 E&F (Gravimetric)
First Sample #: 3G49501

Sampled: Jul 12, 1993
Received: Jul 12, 1993
Analyzed: Jul 8, 1993
Reported: Jul 14, 1993

TOTAL RECOVERABLE PETROLEUM HYDROCARBONS


Sample Number	Sample Description	Oil & Grease mg/kg
3G49501	LWW-3, 12'	N.D.
3G49502	LWW-4, 12'	N.D.
3G49503	EF-17, 15'	N.D.
3G49504	EF-18, 15'	N.D.
3G49505	SP-7A,B,C,D comp	N.D.
3G49509	SP-7E,F,G,H comp	N.D.

Detection Limits:

50

Analytes reported as N.D. were not present above the stated limit of detection.

SEQUOIA ANALYTICAL


Eileen A. Manning
Project Manager



SEQUOIA ANALYTICAL

680 Chesapeake Drive • Redwood City, CA 94063
(415) 364-9600 • FAX (415) 364-9233


Pacific Environmental Group	Client Project ID: 305-94.01/Shell, Castro Valley	Sampled: Jul 12, 1993
2025 Gateway Place, Suite 440	Sample Descript: Soil, SP-7A,B,C,D comp	Received: Jul 12, 1993
San Jose, CA 95110		Analyzed: Jul 13, 1993
Attention: Mike Hurd	Lab Number: 3G49505	Reported: Jul 14, 1993

CORROSIVITY, IGNITABILITY, AND REACTIVITY

Analyte	Detection Limit	Sample Results
Corrosivity:		
pH.....	N.A.	8.1
Ignitability:		
Flashpoint (Shell Open Cup).....	N.A.	Negative
Reactivity:		
Sulfide, mg/kg.....	13	N.D.
Cyanide, mg/kg.....	0.50	N.D.
Reaction with water.....	N.A.	Negative

Analytes reported as N.D. were not present above the stated limit of detection.

SEQUOIA ANALYTICAL


Eileen A. Manning
Project Manager



SEQUOIA ANALYTICAL

680 Chesapeake Drive • Redwood City, CA 94063
(415) 364-9600 • FAX (415) 364-9233

Pacific Environmental Group
2025 Gateway Place, Suite 440
San Jose, CA 95110
Attention: Mike Hurd

Client Project ID: 305-94.01/Shell, Castro Valley
Sample Descript: Soil, SP-7E,F,G,H comp
Lab Number: 3G49509

Sampled: Jul 12, 1993
Received: Jul 12, 1993
Analyzed: Jul 13, 1993
Reported: Jul 14, 1993

CORROSIVITY, IGNITABILITY, AND REACTIVITY

Analyte	Detection Limit	Sample Results
Corrosivity: pH.....	N.A.	8.1
Ignitability: Flashpoint (Shell Open Cup).....	N.A.	Negative
Reactivity: Sulfide, mg/kg.....	13	N.D.
Cyanide, mg/kg.....	0.50	N.D.
Reaction with water.....	N.A.	Negative

Analytes reported as N.D. were not present above the stated limit of detection.

SEQUOIA ANALYTICAL
Eileen A. Manning

Eileen A. Manning
Project Manager



SEQUOIA ANALYTICAL

680 Chesapeake Drive • Redwood City, CA 94063
(415) 364-9600 • FAX (415) 364-9233

Pacific Environmental Group
2025 Gateway Place, Suite 440
San Jose, CA 95110

Client Project ID: 305-94.01/Shell, Castro Valley
Sample Descript: Soil, SP-7A,B,C,D comp

Sampled: Jul 12, 1993
Received: Jul 12, 1993
Extracted: Jul 15, 1993
Reported: Jul 16, 1993

Attention: Mike Hurd

Lab Number: 3G49505

INORGANIC PERSISTENT AND BIOACCUMULATIVE TOXIC SUBSTANCES

Soluble Threshold Limit Concentration

Waste Extraction Test

Total Threshold Limit Concentration

Analyte	STLC	Detection	Analysis	TTL	Detection	Analysis
	Max. Limit (mg/L)	Limit (mg/L)	Result (mg/L)	Max. Limit (mg/kg)	Limit (mg/kg)	Result (mg/kg)
Antimony	15	0.10	N.D.	500	5.0	-
Arsenic	5.0	0.10	N.D.	500	5.0	-
Barium	100	0.10	8.6	10,000	5.0	-
Beryllium	0.75	0.010	N.D.	75	0.50	-
Cadmium	1.0	0.010	N.D.	100	0.50	-
Chromium (VI)	5.0	0.0050	-	500	0.050	-
Chromium	560	0.010	0.047	2,500	0.50	-
Cobalt	80	0.050	0.39	8,000	2.5	-
Copper	25	0.010	0.28	2,500	0.50	-
Lead	5.0	0.10	0.12	1,000	5.0	-
Mercury	0.20	0.00040	N.D.	20	0.010	-
Molybdenum	350	0.050	N.D.	3,500	2.5	-
Nickel	20	0.050	0.28	2,000	2.5	-
Selenium	1.0	0.025*	N.D.	100	5.0	-
Silver	5.0	0.010	N.D.	500	0.50	-
Thallium	7.0	0.10	N.D.	700	5.0	-
Vanadium	24	0.050	0.28	2,400	2.5	-
Zinc	250	0.010	0.20	5,000	0.50	-
Asbestos	-	10	-	10,000	100	-
Fluoride	180	0.10	-	18,000	1.0	-

TTL results are reported as mg/kg of wet weight. Asbestos results are reported as fibers/g.
Analytes reported as N.D. were not present above the stated limit of detection.

SEQUOIA ANALYTICAL

Eileen A. Manning
Project Manager

Please Note:
*Detection Limit raised due to matrix interferences.



SEQUOIA ANALYTICAL

680 Chesapeake Drive • Redwood City, CA 94063
(415) 364-9600 • FAX (415) 364-9233

Pacific Environmental Group	Client Project ID: 305-94.01/Shell, Castro Valley	Sampled: Jul 12, 1993
2025 Gateway Place, Suite 440	Sample Descript: Soil, SP-7E,F,G,H comp	Received: Jul 12, 1993
San Jose, CA 95110	Lab Number: 3G49509	Extracted: Jul 15, 1993
Attention: Mike Hurd		Reported: Jul 16, 1993

INORGANIC PERSISTENT AND BIOACCUMULATIVE TOXIC SUBSTANCES

Soluble Threshold Limit Concentration
Waste Extraction Test

Total Threshold Limit Concentration

Analyte	STLC	Detection	Analysis	TTL	Detection	Analysis
	Max. Limit (mg/L)	Limit (mg/L)	Result (mg/L)	Max. Limit (mg/kg)	Limit (mg/kg)	Result (mg/kg)
Antimony	15	0.10	N.D.	500	5.0	-
Arsenic	5.0	0.10	N.D.	500	5.0	-
Barium	100	0.10	8.8	10,000	5.0	-
Beryllium	0.75	0.010	N.D.	75	0.50	-
Cadmium	1.0	0.010	N.D.	100	0.50	-
Chromium (VI)	5.0	0.0050	-	500	0.050	-
Chromium	560	0.010	0.13	2,500	0.50	-
Cobalt	80	0.050	0.33	8,000	2.5	-
Copper	25	0.010	0.34	2,500	0.50	-
Lead	5.0	0.10	0.11	1,000	5.0	-
Mercury	0.20	0.00040	0.00067	20	0.010	-
Molybdenum	350	0.050	N.D.	3,500	2.5	-
Nickel	20	0.050	0.39	2,000	2.5	-
Selenium	1.0	0.025*	N.D.	100	5.0	-
Silver	5.0	0.010	N.D.	500	0.50	-
Thallium	7.0	0.10	N.D.	700	5.0	-
Vanadium	24	0.050	0.43	2,400	2.5	-
Zinc	250	0.010	0.33	5,000	0.50	-
Asbestos	-	10	-	10,000	100	-
Fluoride	180	0.10	-	18,000	1.0	-

TTL results are reported as mg/kg of wet weight. Asbestos results are reported as fibers/g.
Analytes reported as N.D. were not present above the stated limit of detection.

SEQUOIA ANALYTICAL

Eileen A. Manning
Project Manager

Please Note:
*Detection Limit raised due to matrix interferences.



SEQUOIA ANALYTICAL

680 Chesapeake Drive • Redwood City, CA 94063
(415) 364-9600 • FAX (415) 364-9233

Pacific Environmental Group
2025 Gateway Place, Suite 440
San Jose, CA 95110

Client Project ID: 305-94.01/Shell, Castro Valley
Matrix: Soil

Attention: Mike Hurd

QC Sample Group: 3G49501-04

Reported: Jul 16, 1993

QUALITY CONTROL DATA REPORT

ANALYTE	Diesel
----------------	--------

Method: EPA 8015
 Analyst: C. Lee
 Conc. Spiked: 15
 Units: mg/kg

LCS Batch#: DBLK070693

Date Prepared: 7/6/93
 Date Analyzed: 7/7/93
 Instrument I.D.#: GCHP-5 INJ. A

LCS %
 Recovery: 67

Control Limits: 50-150

MS/MSD
 Batch #: 3G08501

Date Prepared: 7/6/93
 Date Analyzed: 7/7/93
 Instrument I.D.#: GCHP-5 INJ. A

Matrix Spike
 % Recovery: 0.0*

Matrix Spike
 Duplicate %
 Recovery: 0.0*

Relative %
 Difference: 0.0*

*Matrix effect

SEQUOIA ANALYTICAL


 Eileen A. Manning
 Project Manager

Please Note:

The LCS is a control sample of known, interferent free matrix that is analyzed using the same reagents, preparation and analytical methods employed for the samples. The LCS % recovery data is used for validation of sample batch results. Due to matrix effects, the QC limits for MS/MSD's are advisory only and are not used to accept or reject batch results.



SEQUOIA ANALYTICAL

680 Chesapeake Drive • Redwood City, CA 94063
(415) 364-9600 • FAX (415) 364-9233

Pacific Environmental Group
2025 Gateway Place, Suite 440
San Jose, CA 95110

Client Project ID: 305-94.01/Shell, Castro Valley
Matrix: Soil

Attention: Mike Hurd

QC Sample Group: 3G49501-06

Reported: Jul 16, 1993

QUALITY CONTROL DATA REPORT

ANALYTE	Benzene	Toluene	Ethyl-Benzene	Xylenes
Method:	EPA 8020	EPA 8020	EPA 8020	EPA 8020
Analyst:	R. Geckler	R. Geckler	R. Geckler	R. Geckler
Conc. Spiked:	0.20	0.20	0.20	0.60
Units:	mg/kg	mg/kg	mg/kg	mg/kg
LCS Batch#:	GBLK071293	GBLK071293	GBLK071293	GBLK071293
Date Prepared:	7/12/93	7/12/93	7/12/93	7/12/93
Date Analyzed:	7/12/93	7/12/93	7/12/93	7/12/93
Instrument I.D.#:	GCHP-1	GCHP-1	GCHP-1	GCHP-1
LCS % Recovery:	105	100	110	110
Control Limits:	60-140	60-140	60-140	60-140

MS/MSD	Batch #:	3G17011	3G17011	3G17011	3G17011
Date Prepared:		7/12/93	7/12/93	7/12/93	7/12/93
Date Analyzed:		7/12/93	7/12/93	7/12/93	7/12/93
Instrument I.D.#:		GCHP-1	GCHP-1	GCHP-1	GCHP-1
Matrix Spike % Recovery:		100	100	105	107
Matrix Spike Duplicate % Recovery:		100	100	105	102
Relative % Difference:		0.0	0.0	0.0	4.8

SEQUOIA ANALYTICAL

Please Note:

The LCS is a control sample of known, interferent free matrix that is analyzed using the same reagents, preparation and analytical methods employed for the samples. The LCS % recovery data is used for validation of sample batch results. Due to matrix effects, the QC limits for MS/MSD's are advisory only and are not used to accept or reject batch results.

Eileen A. Manning
Project Manager



SEQUOIA ANALYTICAL

680 Chesapeake Drive • Redwood City, CA 94063
(415) 364-9600 • FAX (415) 364-9233

Pacific Environmental Group
2025 Gateway Place, Suite 440
San Jose, CA 95110
Attention: Mike Hurd

Client Project ID: 305-94.01/Shell, Castro Valley
Matrix: Soil

QC Sample Group: 3G49505-06

Reported: Jul 16, 1993

QUALITY CONTROL DATA REPORT

ANALYTE:	1,1-Dichloro-ethene	Trichloroethene	Benzene	Toluene	Chloro-benzene
Method:	EPA 8240	EPA 8240	EPA 8240	EPA 8240	EPA 8240
Analyst:	S. Hoffmann	S. Hoffmann	S. Hoffmann	S. Hoffmann	S. Hoffmann
Conc. Spiked:	2500	2500	2500	2500	2500
Units:	mg/kg	mg/kg	mg/kg	mg/kg	mg/kg
LCS Batch#:	VBLK071293	VBLK071293	VBLK071293	VBLK071293	VBLK071293
Date Prepared:	7/12/93	7/12/93	7/12/93	7/12/93	7/12/93
Date Analyzed:	7/12/93	7/12/93	7/12/93	7/12/93	7/12/93
Instrument I.D.#:	MSF-3	MSF-3	MSF-3	MSF-3	MSF-3
LCS % Recovery:	72	72	76	76	76
Control Limits:	59-172	62-137	66-142	59-139	60-133
MS/MSD					
Batch #:	3G08501	3G08501	3G08501	3G08501	3G08501
Date Prepared:	7/12/93	7/12/93	7/12/93	7/12/93	7/12/93
Date Analyzed:	7/12/93	7/12/93	7/12/93	7/12/93	7/12/93
Instrument I.D.#:	MSF-3	MSF-3	MSF-3	MSF-3	MSF-3
Matrix Spike % Recovery:	80	84	84	88	88
Matrix Spike Duplicate % Recovery:	88	92	96	96	100
Relative % Difference:	9.5	9.1	13	8.7	13

Please Note:
The LCS is a control sample of known, interferent free matrix that is analyzed using the same reagents, preparation and analytical methods employed for the samples. The LCS % recovery data is used for validation of sample batch results. Due to matrix effects, the QC limits for MS/MSD's are advisory only and are not used to accept or reject batch results.

SEQUOIA ANALYTICAL

Eileen A. Manning
Project Manager



SEQUOIA ANALYTICAL

680 Chesapeake Drive • Redwood City, CA 94063
(415) 364-9600 • FAX (415) 364-9233

Pacific Environmental Group
2025 Gateway Place, Suite 440
San Jose, CA 95110

Client Project ID: 305-94.01/Shell, Castro Valley
Matrix: Soil

Attention: Mike Hurd

QC Sample Group: 3G49505-06

Reported: Jul 16, 1993

QUALITY CONTROL DATA REPORT

ANALYTE	Phenol	2-Chlorophenol	1,4-Dichloro-benzene	N-Nitroso-Di-N-propylamine	1,2,4-Trichloro-benzene	4-Chloro-3-Methylphenol
Method:	EPA 8270	EPA 8270	EPA 8270	EPA 8270	EPA 8270	EPA 8270
Analyst:	G. Meyer	G. Meyer	G. Meyer	G. Meyer	G. Meyer	G. Meyer
Conc. Spiked:	100	100	50	50	50	100
Units:	ng	ng	ng	ng	ng	ng
LCS Batch#:	BLK071293	BLK071293	BLK071293	BLK071293	BLK071293	BLK071293
Date Prepared:	7/12/93	7/12/93	7/12/93	7/12/93	7/12/93	7/12/93
Date Analyzed:	7/13/93	7/13/93	7/13/93	7/13/93	7/13/93	7/13/93
Instrument I.D.#:	F4	F4	F4	F4	F4	F4
LCS % Recovery:	85	86	76	98	84	79
Control Limits:	26-90	25-102	28-104	41-126	38-107	26-103

MS/MSD	Batch #:	3G08501	3G08501	3G08501	3G08501	3G08501	3G08501
Date Prepared:	7/12/93	7/12/93	7/12/93	7/12/93	7/12/93	7/12/93	7/12/93
Date Analyzed:	7/13/93	7/13/93	7/13/93	7/13/93	7/13/93	7/13/93	7/13/93
Instrument I.D.#:	F4	F4	F4	F4	F4	F4	F4
Matrix Spike % Recovery:	76	72	66	88	72	75	
Matrix Spike Duplicate % Recovery:	60	65	56	70	64	61	
Relative % Difference:	24	10	16	23	12	21	

SEQUOIA ANALYTICAL

Please Note:

The LCS is a control sample of known, interferent free matrix that is analyzed using the same reagents, preparation and analytical methods employed for the samples. The LCS % recovery data is used for validation of sample batch results. Due to matrix effects, the QC limits for MS/MSD's are advisory only and are not used to accept or reject batch results.

Eileen A. Manning
Project Manager



SEQUOIA ANALYTICAL

680 Chesapeake Drive • Redwood City, CA 94063
(415) 364-9600 • FAX (415) 364-9233

Pacific Environmental Group
2025 Gateway Place, Suite 440
San Jose, CA 95110
Attention: Mike Hurd

Client Project ID: 305-94.01/Shell, Castro Valley
Matrix: Soil

QC Sample Group: 3G49505-06

Reported: Jul 16, 1993

QUALITY CONTROL DATA REPORT

ANALYTE	Acenaphthene	4-Nitrophenol	2,4-Dinitro-toluene	Pentachloro-phenol	Pyrene
---------	--------------	---------------	---------------------	--------------------	--------

Method:	EPA 8270	EPA 8270	EPA 8270	EPA 8270	EPA 8270
Analyst:	G. Meyer	G. Meyer	G. Meyer	G. Meyer	G. Meyer
Conc. Spiked:	50	100	50	100	50
Units:	ng	ng	ng	ng	ng
LCS Batch#:	BLK071293	BLK071293	BLK071293	BLK071293	BLK071293
Date Prepared:	7/12/93	7/12/93	7/12/93	7/12/93	7/12/93
Date Analyzed:	7/13/93	7/13/93	7/13/93	7/13/93	7/13/93
Instrument I.D.#:	F4	F4	F4	F4	F4
LCS % Recovery:	82	83	78	104	104
Control Limits:	31-137	11-114	28-89	17-109	35-142

MS/MSD Batch #:	3G08501	3G08501	3G08501	3G08501	3G08501
Date Prepared:	7/12/93	7/12/93	7/12/93	7/12/93	7/12/93
Date Analyzed:	7/13/93	7/13/93	7/13/93	7/13/93	7/13/93
Instrument I.D.#:	F4	F4	F4	F4	F4
Matrix Spike % Recovery:	70	79	70	107	86
Matrix Spike Duplicate % Recovery:	60	76	60	94	74
Relative % Difference:	15	3.9	15	13	15

SEQUOIA ANALYTICAL

Eileen A. Manning
Project Manager

Please Note:

The LCS is a control sample of known, interferent free matrix that is analyzed using the same reagents, preparation and analytical methods employed for the samples. The LCS % recovery data is used for validation of sample batch results. Due to matrix effects, the QC limits for MS/MSD's are advisory only and are not used to accept or reject batch results.



SEQUOIA ANALYTICAL

680 Chesapeake Drive • Redwood City, CA 94063
(415) 364-9600 • FAX (415) 364-9233

Pacific Environmental Group
2025 Gateway Place, Suite 440
San Jose, CA 95110
Attention: Mike Hurd

Client Project ID: 305-94.01/Shell, Castro Valley
Matrix: Soil

QC Sample Group: 3G49501-06

Reported: Jul 16, 1993

QUALITY CONTROL DATA REPORT

ANALYTE	Total Recoverable Petroleum
---------	--------------------------------

Hydrocarbons

Method: SM 5520EF

Analyst: M. Shkidt

Conc. Spiked: 1000

Units: mg/kg

LCS Batch#: BLK070893

Date Prepared: 7/8/93

Date Analyzed: 7/8/93

Instrument I.D.#: N.A.

LCS %
Recovery: 82

Control Limits: 70-110

MS/MSD
Batch #: 3FD6612

Date Prepared: 7/8/93

Date Analyzed: 7/8/93


Instrument I.D.#: N.A.

Matrix Spike
% Recovery: 94

Matrix Spike
Duplicate %
Recovery: 91

Relative %
Difference: 3.2

SEQUOIA ANALYTICAL


Eileen A. Manning
Project Manager

Please Note:

The LCS is a control sample of known, interferent free matrix that is analyzed using the same reagents, preparation and analytical methods employed for the samples. The LCS % recovery data is used for validation of sample batch results. Due to matrix effects, the QC limits for MS/MSD's are advisory only and are not used to accept or reject batch results.



SEQUOIA ANALYTICAL

680 Chesapeake Drive • Redwood City, CA 94063
(415) 364-9600 • FAX (415) 364-9233

Pacific Environmental Group
2025 Gateway Place, Suite 440
San Jose, CA 95110
Attention: Mike Hurd

Client Project ID: 305-94.01/Shell, Castro Valley
Matrix: Soil

QC Sample Group: 3G49505-06

Reported: Jul 16, 1993

QUALITY CONTROL DATA REPORT

ANALYTE	pH	Reactive Cyanide	Ignitability	Reactive Sulfide
---------	----	------------------	--------------	------------------

Method:	EPA 9045	SW 846	Open Cup	EPA 9030
Analyst:	Y. Arteaga	A. Savva	K. Follett	K. Follett
Units:	pH units	mg/kg	N.A.	mg/L
Date:	7/13/93	7/13/93	7/13/93	7/13/93

Sample #:	3G49509-12 comp	3G49505-08 comp comp	3G49505-08 comp	3G49505-08 comp
Sample Concentration:	8.1	N.D.	Negative	N.D.
Sample Duplicate Concentration:	8.1	N.D.	Negative	N.D.
% RPD:	0.0	0.0	0.0	0.0
Control Limits:	0-30	±20	N.A.	±20

SEQUOIA ANALYTICAL

Eileen A. Manning
Project Manager



SEQUOIA ANALYTICAL

680 Chesapeake Drive • Redwood City, CA 94063
(415) 364-9600 • FAX (415) 364-9233

Pacific Environmental Group
2025 Gateway Place, Suite 440
San Jose, CA 95110
Attention: Mike Hurd

Client Project ID: 305-94.01/Shell, Castro Valley
Matrix: Liquid


QC Sample Group: 3G49505, 09

Reported: Jul 16, 1993

QUALITY CONTROL DATA REPORT

ANALYTE	Beryllium	Cadmium	Chromium	Nickel
Method:	EPA 200.7	EPA 200.7	EPA 200.7	EPA 200.7
Analyst:	M. Mistry	M. Mistry	M. Mistry	M. Mistry
Conc. Spiked:	1.0	1.0	1.0	1.0
Units:	mg/L	mg/L	mg/L	mg/L
LCS Batch#:	BLK071593	BLK071593	BLK071593	BLK071593
Date Prepared:	7/15/93	7/15/93	7/15/93	7/15/93
Date Analyzed:	7/16/93	7/16/93	7/16/93	7/16/93
Instrument I.D.#:	MTJA-2	MTJA-2	MTJA-2	MTJA-2
LCS % Recovery:	97	99	94	100
Control Limits:	75-125	75-125	75-125	75-125
<hr/>				
MS/MSD Batch #:	3G21903	3G21903	3G21903	3G21903
Date Prepared:	7/15/93	7/15/93	7/15/93	7/15/93
Date Analyzed:	7/16/93	7/16/93	7/16/93	7/16/93
Instrument I.D.#:	MTJA-2	MTJA-2	MTJA-2	MTJA-2
Matrix Spike % Recovery:	95	97	92	95
Matrix Spike Duplicate % Recovery:	96	99	94	98
Relative % Difference:	1.0	2.0	2.2	3.1

SEQUOIA ANALYTICAL


Eileen A. Manning
Project Manager

Please Note:

The LCS is a control sample of known, interferent free matrix that is analyzed using the same reagents, preparation and analytical methods employed for the samples. The LCS % recovery data is used for validation of sample batch results. Due to matrix effects, the QC limits for MS/MSD's are advisory only and are not used to accept or reject batch results.



SEQUOIA ANALYTICAL

680 Chesapeake Drive • Redwood City, CA 94063
(415) 364-9600 • FAX (415) 364-9233

Pacific Environmental Group
2025 Gateway Place, Suite 440
San Jose, CA 95110

Client Project ID: 305-94.01/Shell, Castro Valley
Matrix: Liquid

Attention: Mike Hurd

QC Sample Group: 3G49505, 09

Reported: Jul 16, 1993

QUALITY CONTROL DATA REPORT

ANALYTE	Mercury	Selenium
---------	---------	----------

Method:	EPA 245.1	EPA 270.2
Analyst:	A. McDonald	F. Contreras
Conc. Spiked:	0.0020	50
Units:	mg/L	µg/L
LCS Batch#:	BLK071693	BLK071593
Date Prepared:	7/16/93	7/15/93
Date Analyzed:	7/16/93	7/16/93
Instrument I.D.#:	MPE-2	MTJA-1
LCS % Recovery:	102	92
Control Limits:	90-110	75-125

MS/MSD Batch #:	3G35703	BLK071593
Date Prepared:	7/16/93	7/15/93
Date Analyzed:	7/16/93	7/16/93
Instrument I.D.#:	MPE-2	MTJA-1
Matrix Spike % Recovery:	80	50
Matrix Spike Duplicate % Recovery:	82	26
Relative % Difference:	2.5	63

SEQUOIA ANALYTICAL

Eileen A. Manning
Project Manager

Please Note:

The LCS is a control sample of known, interferent free matrix that is analyzed using the same reagents, preparation and analytical methods employed for the samples. The LCS % recovery data is used for validation of sample batch results. Due to matrix effects, the QC limits for MS/MSD's are advisory only and are not used to accept or reject batch results.

CLIENT NAME:
REC. BY (PRINT):

Reg

MASTER LOG NO. / PAGE:
DATE OF LOG-IN:

9307495
7-12-93

CIRCLE THE APPROPRIATE RESPONSE		LAB SAMPLE #	DASH #	CLIENT IDENTIFICATION	CONTAINER DESCRIPTION	SAMPLE MATRIX	DATE SAMP.	REMARKS: CONDITION (ETC)
1. Custody Seal(s):	Present / <u>Absent</u> Intact / Broken*	1	A	LWN-3, 12	core	S	7/12	
2. Custody Seal Nos.:		2		LWN-4, 12	↓	↓	↓	
		3		EF-17, 15	↓	↓	↓	
		4		EF-18, 15	↓	↓	↓	
3. Chain-of-Custody Records:	<u>Present</u> / Absent*	5		SP-7A	↓	↓	↓	} comp
		6		B	↓	↓	↓	
4. Traffic Reports or Packing List:	Present / <u>Absent</u>	7		C	↓	↓	↓	} comp
		8		E	↓	↓	↓	
		9		U	↓	↓	↓	
		10		S	↓	↓	↓	
5. Airbill:	Airbill / Sticker Present / <u>Absent</u>	11		H	↓	↓	↓	
6. Airbill No.:		12			↓	↓	↓	
7. Sample Tags:	<u>Present</u> / Absent*							
8. Sample Condition:	<u>Intact</u> / Broken* / Leaking*							
9. Does information on custody reports, traffic reports and sample tags agree?	<u>Yes</u> / No*							
10. Proper Preservatives Used:	<u>Yes</u> / No*							
11. Date Rec. at Lab:	7/12/93							
12. Time Rec. at Lab:	1635							

* If Circled, contact Project Manager and attach record of resolution



SHELL OIL COMPANY 305-94.01
 RETAIL ENVIRONMENTAL ENGINEERING - WEST

CHAIN OF CUSTODY RECORD
 Serial No: _____

Date: 7-12-93
 Page 1 of 2

Site Address:
 2724 Castro Valley Blvd, Castro Valley

WIC#: 204-1381-0407

Shell Engineer: Randy Orłowski
 Phone No.: 714 520-3395
 Fax #: 520-3312

Consultant Name & Address:
 PACIFIC ENVIRONMENTAL GROUP, INC.
 2025 GATEWAY PLACE, Ste. 440 SAN JOSE, CALIFORNIA 95110

Consultant Contact: Mike Hurd
 Phone No.: 408 441-7500
 Fax #: 441-7539

Comments:

Sampled by: Charles Melancon

Printed Name: Charles Melancon

Analysis Required

TPH (EPA 8015 Mod. Gas)	TPH (EPA 8015 Mod. Diesel)	BTEX (EPA 8020/602)	Volatile Organics (EPA 8240)	Test for Disposal	Combination TPH 8015 & BTEX 8020	Asbestos	Container Size	Preparation Used	Composite Y/N
					5520 ERF				

LAB: Sequoia

CHECK ONE (1) BOX ONLY	CT/DT	TURN AROUND TIME
G.W. Monitoring <input type="checkbox"/>	4461	24 hours <input checked="" type="checkbox"/>
Site Investigation <input checked="" type="checkbox"/>	4441	48 hours <input type="checkbox"/>
Soil Classify/Disposal <input type="checkbox"/>	4442	15 days <input type="checkbox"/> (Normal)
Water Classify/Disposal <input type="checkbox"/>	4443	Other <input type="checkbox"/>
Soil/Air Rem. or Sys. O & M <input type="checkbox"/>	4452	
Water Rem. or Sys. O & M <input type="checkbox"/>	4453	
Other <input type="checkbox"/>		

NOTE: Notify Lab as soon as Possible of 24/48 hrs. TAT

UST AGENCY: _____

Sample ID	Date	Sludge	Soil	Water	Alr	No. of conts.	TPH (EPA 8015 Mod. Gas)	TPH (EPA 8015 Mod. Diesel)	BTEX (EPA 8020/602)	Volatile Organics (EPA 8240)	Test for Disposal	Combination TPH 8015 & BTEX 8020	Asbestos	Container Size	Preparation Used	Composite Y/N	MATERIAL DESCRIPTION	SAMPLE CONDITION/ COMMENTS	
LWW-3, 12'	7/12/93		X			1		X				X	X					UST/Soil	9307495
LWW-4, 12'						1													
EF-17, 15'						1													
EF-18, 15'						1													

Relinquished By (signature): <u>Charles Melancon</u>	Printed Name: <u>Charles Melancon</u>	Date: <u>7-12-93</u> Time: <u>3:00</u>	Received (signature): <u>M. Doden</u>	Printed Name: <u>M. Doden</u>	Date: <u>7/12/93</u> Time: <u>1530</u>
Relinquished By (signature): <u>M. Doden</u>	Printed Name: <u>M. Doden</u>	Date: <u>7/18/93</u> Time: <u>1635</u>	Received (signature): <u>L. Arnold</u>	Printed Name: <u>L. Arnold</u>	Date: <u>7/12/93</u> Time: <u>1635</u>

THE LABORATORY MUST PROVIDE A COPY OF THIS CHAIN-OF-CUSTODY WITH INVOICE AND RESULTS



SHELL OIL COMPANY 305-94.01
RETAIL ENVIRONMENTAL ENGINEERING - WEST

CHAIN OF CUSTODY RECORD

Serial No: _____

Date: 7-12-93

Page 2 of 2

Site Address: 2724 Castro Valley Blvd, Castro Valley

WIC#: 204-1381-0407

Shell Engineer: Randy Orłowski
 Phone No.: 714 520-3395
 Fax #: 520-3312

Consultant Name & Address:
 PACIFIC ENVIRONMENTAL GROUP, INC.
 2025 GATEWAY PLACE, Ste. 440 SAN JOSE, CALIFORNIA 95110

Consultant Contact: Mike Hurd
 Phone No.: 408 441-7500
 Fax #: 441-7539

Comments:

Sampled by: Charles Melancon

Printed Name: Charles Melancon

Sample ID	Date	Sludge	Soil	Water	Air	No. of conls.
SP-7A	7/12/93		X			1
SP-7B						1
SP-7C						1
SP-7D						1
SP-7E			X			1
SP-7F						1
SP-7G						1
SP-7H						1

Analysis Required

TPH (EPA 8015 Mod. Gas)	
TPH (EPA 8015 Mod. Diesel)	
BTEX (EPA 8020/602)	
Volatile Organics (EPA 8240)	
Test for Disposal	5520 ERF
Combination TPH 8015 & BTEX 8020	
Asbestos	ACI
Lead	8270
Chromium	STLC CAM 17
Preparation Used	STLC / Pb
Composite Y/N	

LAB: Sequoia

CHECK ONE (1) BOX ONLY	CT/DT	TURN AROUND TIME
G.W. Monitoring <input type="checkbox"/>	4461	24 hours <input checked="" type="checkbox"/> CM
Site Investigation <input type="checkbox"/>	4441	48 hours <input checked="" type="checkbox"/>
Soil Classify/Disposal <input checked="" type="checkbox"/>	4442	16 days <input type="checkbox"/> (Normal)
Water Classify/Disposal <input type="checkbox"/>	4443	Other <input type="checkbox"/>
Soil/Air Rem. or Sys. O & M <input type="checkbox"/>	4452	
Water Rem. or Sys. O & M <input type="checkbox"/>	4453	
Other <input type="checkbox"/>		

NOTE: Notify Lab as soon as Possible of 24/48 hrs. TAT

9307495

UST AGENCY:

MATERIAL DESCRIPTION	SAMPLE CONDITION/ COMMENTS
UST/Spoils	Composite
UST/Spoils	Composite

Relinquished By (signature): Charles Melancon
 Printed Name: Charles Melancon
 Date: 7-12-93
 Time: 3:00

Received (signature): M Doden
 Printed Name: M Doden
 Date: 7/12/93
 Time: 16:30

Relinquished By (signature): M Doden
 Printed Name: M Doden
 Date: 7/12/93
 Time: 16:30

Received (signature): Sam Arnold
 Printed Name: Sam Arnold
 Date: 7/12/93
 Time: 16:35

THE LABORATORY MUST PROVIDE A COPY OF THIS CHAIN-OF-CUSTODY WITH INVOICE AND RESULTS

ATTACHMENT C
SUMMARY OF COMPACTION TESTING

SEIDELMAN ASSOCIATES, INC.

SOILS AND FOUNDATION ENGINEERS · ENGINEERING GEOLOGISTS · CIVIL ENGINEERS · SURVEYORS
1415 Oakland Boulevard, Suite 102 • Walnut Creek, CA 94596 • (510) 930-0646 • FAX (510) 930-0828

October 25, 1993

Mr. Michael Hurd
Pacific Environmental Group
2025 Gateway Place, Suite #440
San Jose, California 95110

Dear Mr. Hurd:

The following is a summary of compaction testing dates and results for the Shell station on 2724 Castro Valley Boulevard in Castro Valley, California. The station is situated on the corner of Castro Valley Boulevard to the south and Lake Chabot Road to the west. Material for the fill was imported to the site from the Dumbarton Quarry and consisted of 3/4" Class II A/B. The pit which was backfilled was in the far northeast corner of the site and was located precariously close to an existing structure which was also monitored for cracking or other settlement related to the excavation.

For the imported fill, the optimum compaction is 145 pounds per cubic foot (pcf) at a moisture content of 7.0%. This information is based off the compaction curves done by Dumbarton Quarry Associates and supplied by your firm dated September 1, 1993. The following table is a listing of the on-site compaction tests done by this office for the soils using an optimum moisture content of 7% and an optimum dry density of 145 pcf.

Elev. (feet)	Area	Date	Moisture Content (%)	Dry Density (pcf)	Relative Compaction (%)
1.5	West Center	9/2/93	5.7	127.25	88
1.5	East Center	9/2/93	7.2	125	86
2.5	East Center	9/2/93	8.7	127.25	88
3.5	Northeast Corner	9/2/93	6.8	125	86
3.5	Southeast Corner	9/2/93	5	126.25	87
3.5	East Center	9/2/93	7.7	124	86
5	Northeast Corner	9/3/93	7.8	130.75	90
5	Southeast Corner	9/3/93	7.2	128.75	89
6	North Center	9/3/93	8.2	134	92
6	Southeast Corner	9/3/93	7.8	131.25	91

Elev. (feet)	Area	Date	Moisture Content (%)	Dry Density (pcf)	Relative Compaction (%)
6	Northeast Corner	9/3/93	7.1	133	92
7	Northeast Corner	9/3/93	8.1	136	94
7	Southeast Corner	9/3/93	7.1	137.75	95
7	West Center	9/3/93	8.8	138.75	96
8	North Center	9/3/93	7.2	145	100
8	Southeast Corner	9/3/93	8.3	140.75	97
8	Southwest Corner	9/3/93	6.6	142.5	98
9	Northeast Corner	9/3/93	7.3	137.5	95
9	South Center	9/3/93	8.8	139.25	96
9	West Center	9/3/93	9.5	137	94
10	Northeast Corner	9/3/93	7.4	135	93
10	Southeast Corner	9/3/93	8.1	136.5	94
10	Southwest Corner	9/3/93	8.4	145.25	100
12	Northeast Corner	9/7/93	7.2	135.25	93
12	Southeast Corner	9/7/93	7.3	143.5	99
12	West Center	9/7/93	8.3	142.25	98
13	North Center	9/7/93	7.1	134	92
13	Southeast Corner	9/7/93	6.9	134.75	93
13	Southwest Corner	9/7/93	6.9	148.25	102
14	Northeast Corner	9/7/93	8	144	99
14	South Center	9/7/93	7.4	138.25	95
14	Northwest Corner	9/7/93	8	131.5	91
15	Northeast Corner	9/7/93	6.8	143.25	99
15	Southeast Corner	9/7/93	7.4	137.75	95
15	West Center	9/7/93	6.9	147.75	102

Elev. (feet)	Area	Date	Moisture Content (%)	Dry Density (pcf)	Relative Compaction (%)
16	North Center	9/7/93	7.4	131.25	91
16	Southeast Corner	9/7/93	7.5	132.5	91
16	Southwest Corner	9/7/93	6.9	140.75	97
17	Northeast Corner	9/7/93	6.5	133.75	92
17	South Center	9/7/93	8.3	136.25	94
17	Southwest Corner	9/7/93	7.9	133.5	92
18	North Center	9/7/93	7.8	131.25	91
18	East Center	9/7/93	7.6	141.75	98
19	Northeast Corner	9/8/93	6.4	135.75	94
19	Southeast Corner	9/8/93	8.4	140.25	97
19	Southwest Corner	9/8/93	8.1	135	93
20	North Center	9/8/93	6.7	126.5	87
20	East Center	9/8/93	8	137.5	95
20	Southwest Corner	9/8/93	8.6	137.25	95
21	Northeast Corner	9/8/93	8.1	138.75	96
21	Southeast Corner	9/8/93	7.1	127.5	88
21	Southwest Corner	9/8/93	6.7	145.75	101
22	North Center	9/8/93	6.7	137.75	95
22	East Center	9/8/93	7.2	132	91
22	Southwest Corner	9/8/93	7.7	136	94
23	Northeast Corner	9/8/93	5.4	147	101
23	East Center	9/8/93	6.9	138.5	96
23	Southeast Corner	9/8/93	6.1	135.75	94
23	Southwest Corner	9/8/93	6.6	139.75	96
24	North Center	9/9/93	4.7	134.75	93
24	Center	9/9/93	5.5	139.75	96
24	East Center	9/9/93	5.9	139.25	96

Elev. (feet)	Area	Date	Moisture Content (%)	Dry Density (pcf)	Relative Compaction (%)
26	Southwest Corner	9/10/93	6.4	136.25	94
27	Northeast Corner	9/10/93	7.2	132.5	91
27	East Center	9/10/93	7.6	134.75	93
27	Southwest Corner	9/10/93	8.2	137.75	95
28	Northeast Corner	9/10/93	6.6	136.5	94
28	Southeast Corner	9/10/93	7.5	133.5	92
28	Southwest Corner	9/10/93	6.6	139.75	96

All laboratory compaction testing was done using the ASTM D-1557 standard. All field compaction testing was performed using a nuclear gauge at a depth of 8" for 12" lifts at the dates indicated on the tables.

In addition to monitoring of the placement of the imported fill, our engineer on the site recorded events pertaining to activity of the excavation. At the start of fill placement on September 2, 1993, standing water was observed at the bottom of the excavation to a depth of approximately four feet. This water was removed and placed in a plastic-lined holding pond and the remaining 6 to 12 inches of sludge was also removed to be taken off-site at a later date. After this process, firm material was encountered and placement of the fill began immediately on top of this material to prevent groundwater from recollecting on the bottom of the excavation. Fill material at the greater depths was placed quickly to prevent water seepage from de-compacting the in-place lifts. A heavier compactor was brought in the following day (September 3) to better walk the lifts into place. All compaction was done using a static loader with no vibratory equipment.


On September 8, 1993, the steep north bank started to crack and collapse due to drying of the soils. This bank was of special concern for it was immediately adjacent to the existing structure to the north and could possibly undermine the foundation of the building. The owner was asked to monitor the situation in his building and asked to turn off an adjacent large air compressor which vibrated the floor near the excavation and could have aggravated the foundation situation. A buttress of fill material was placed against the side of the north wall of the excavation to further fortify the wall and prevent any undermining of the foundation. During this time, the air compressor had been left on by the building owner causing shaking of the ground in the area. No further cracking has been noted by the engineer or the owner until September 10 when grading contractor briefly turned on the vibratory machinery on the upper few feet of fill. The engineer immediately contacted

Mr. Hurd
Page 5
October 25, 1993


the contractor to shut off the equipment after a complaint from the neighboring owner. Inspection of the building by the engineer revealed no interior cracks of the building. Small cracks noted on the exterior of the building were quite possibly present before vibration of the ground. Aside from these incidents, no other problems were encountered during the fill placement operation.

If you have any question, please give us a call.

Sincerely,
SEIDELMAN ASSOCIATES, INC.



Paul Seidelman
President



R. Travis Deane
Staff Engineer

