

WEST
ASSOCIATES
ENVIRONMENTAL ENGINEERS, INC

August 18, 1995

Alameda County Health Care Services Agency
Department of Environmental Health
1131 Harbor Bay Parkway, Suite 250
Alameda, CA 94502-6577
Attn: Ms. Juliet Shin
Hazardous Materials Specialist

**SUBJECT: SUBMITTAL OF QUARTERLY GROUNDWATER MONITORING REPORT,
WEYERHAEUSER PAPER COMPANY, ALAMEDA CORRUGATED BOX FACILITY,
1801 HIBBARD STR., STID 1202**

Dear Ms. Shin,

West & Associates Environmental Engineers, Inc. respectfully submits the second quarter 1995 groundwater monitoring report for the Weyerhaeuser Paper Company, Alameda Corrugated Box Facility. This report is submitted in accordance with the interim groundwater monitoring plan proposed in our Site Investigation Report of January 1995.

We expect to soon be authorized by the Weyerhaeuser Corporation to develop a proposal for remediation by excavation. We are hopeful such a project could be completed before the onset of winter.

We look forward to your review of our quarterly report. Should you require any additional information please contact me at (707) 451-1360.

Yours truly,



Brian W. West PE
Principal
West & Associates Environmental Engineers, Inc.

BWW/es

Enclosure: Second Quarter 1995 WPC Alameda Groundwater Monitoring Report

cc: Ed Granados, Weyerhaeuser Office of the Environment, Tacoma
John Hipner, WPC Alameda

**QUARTERLY GROUNDWATER MONITORING REPORT
FORMER UNDERGROUND TANK SITES
APRIL - JUNE 1995**

**WEYERHAEUSER PAPER COMPANY
ALAMEDA CORRUGATED BOX FACILITY
1801 Hibbard Street
Alameda, California
STID 1202**

Submitted to:

**ALAMEDA COUNTY
HEALTH CARE SERVICES AGENCY
DEPARTMENT OF ENVIRONMENTAL HEALTH
Alameda**

Prepared for:

**THE WEYERHAEUSER CORPORATION
OFFICE OF THE ENVIRONMENT
TOXIC/SOLID WASTE TEAM
Tacoma, Washington**

Prepared by:

**WEST & ASSOCIATES ENVIRONMENTAL ENGINEERS, INC.
Vacaville**

August, 1995

EXECUTIVE SUMMARY

The Weyerhaeuser Paper Company (WPC) Alameda facility at 1801 Hibbard Str. manufactures corrugated cardboard boxes. The facility was originally constructed in 1946. Underground fuel tanks had been historically installed at the facility for vehicle, generator and boiler fuel storage. Both gasoline and diesel fuels were formerly stored underground. The last remaining underground tank was removed from the WPC site in January 1994.

The WPC facility is located on Alameda island in San Francisco Bay. The site is less than 0.25 miles west of the Oakland Inner Harbor. Site soils are predominantly sand with minor clay stringers. Unconfined groundwater is 3-6 feet below ground surface and tidally influenced.

There are two separate areas of groundwater monitoring at the WPC Alameda site. One monitoring well (MW-7) is located at the east end of the property adjacent to a former diesel tank installation. Ten monitoring wells are located near the west end of the property surrounding a former gasoline tank cluster. Monitoring wells MW-1 through MW-7 were installed by Soil Tech Engineers. Monitoring wells MW-9 through MW-12 were installed by West & Associates.

Site investigation at the WPC Alameda facility was concluded in January 1995 with the submittal of a comprehensive report covering all work dating back to 1990. Activity at the site has now shifted to remedial action. Pilot tests are currently being performed to determine the most appropriate course of remedial action.

Pending startup of full scale remedial action, an interim groundwater monitoring program is in effect at the WPC Alameda site. Groundwater monitoring, which consists of depth to groundwater measurements and collection of groundwater samples for analysis, is conducted quarterly.

ACKNOWLEDGEMENTS

This report was prepared under authorization of the Weyerhaeuser Corporation, Office of the Environment, Toxic/Solid Waste Team, Tacoma, Washington. The Weyerhaeuser project officer is Ms. Jennifer Strachan, mail stop CH 1K29, Tacoma, WA 98477; (206) 924-6511.

At the WPC plant, both Mr. John Hipner, Plant Engineer and Mr. Tom Muncell, Maintenance Manager, have environmental compliance responsibilities related to this project. The Alameda plant address is 1801 Hibbard Street, PO Drawer X, Alameda, CA 95601; (510) 814-1167.

The lead regulatory agency for the Weyerhaeuser Alameda plant is the Alameda County Health Care Agency, Department of Environmental Health. Ms. Juliet Shin, Hazardous Materials Specialist, is the staff person assigned. The Department of Environmental Health is located at 1131 Harbor Bay Parkway, Suite 250, Alameda, CA 94502-6577; (510) 567-6700.

In the preparation of this quarterly report reliance was made on past site work performed by Soil Tech Engineering, Inc. Mr. Frank Hamedi was the Soil Tech Engineering employee most closely associated with the Weyerhaeuser Alameda site. The address for Soil Tech Engineering is 298 Brokaw Road, Santa Clara, CA 95050; (408) 496-0265.

Analytical work performed for this quarters monitoring was sub-contracted to Pace Analytical in Petaluma. Pace is certified by the State Department of Health Services for the analyses performed.

This quarterly groundwater monitoring report was prepared by West & Associates Environmental Engineers, Inc. West & Associates is located at 112 Pepperell Court, Vacaville, CA 95688; mailing address, PO Box 5891, Vacaville 95696; (707) 451-1360. Principal author is Mr. Brian W. West PE. (Registered California Civil Engineer No. 32319 - expires 12/31/96).



TABLE OF CONTENTS

<u>SECTION</u>	<u>PAGE</u>
EXECUTIVE SUMMARY	i
ACKNOWLEDGEMENTS	ii
TABLE OF CONTENTS	iii
1.0 INTRODUCTION	1
1.1 Scope	1
1.2 Summarized Background	1
2.0 FLOATING PRODUCT	5
3.0 GROUNDWATER SAMPLING	5
3.1 Sampling Protocol	5
3.2 Sample Analyses	6
3.3 Conclusions	6
4.0 HYDROLOGIC MONITORING	8
4.1 Conclusions	9
5.0 SUMMARY	9

APPENDICES

Purge Data Forms
Chain of Custody
Original Laboratory Report Forms

1.0 INTRODUCTION

This quarter, groundwater monitoring was performed on May, 17 1995. During the groundwater sampling, all eleven of the existing monitoring wells were inspected for the presence of floating product, measured for depth to groundwater and sampled for chemical analysis.

In the following Sections, monitoring procedures are described, monitoring data is summarized and a discussion of results is presented. Technical data is included in the appendix.

1.1 Scope

The scope of this project included performing quarterly groundwater monitoring at Weyerhaeuser Paper Company (WPC) Alameda property, 1801 Hibbard Str., in Alameda. Figure 1 illustrates the WPC Alameda regional setting. Figure 2 depicts the site location. Specific scope items include:

- Check eleven existing monitoring wells for floating product
- Measure depth to groundwater in all monitoring wells
- Determine the groundwater gradient profile
- Collect groundwater samples from all eleven monitoring wells
- Analyze groundwater samples for contaminants of interest
- Prepare a written report of findings
- Properly manage sampling residues

1.2 Summarized Background

The Weyerhaeuser Paper Company (WPC) Alameda facility at 1801 Hibbard Str. manufactures corrugated cardboard boxes. The facility was originally constructed in 1946. Underground fuel tanks (UGT) had been historically installed at the facility for vehicle, generator and boiler fuel storage. Both gasoline and diesel fuels were formerly stored. The last remaining UGT was removed from the WPC site in January 1994.

At the end of 1990 the WPC facility was equipped with five underground fuel storage tanks. The five tanks were distributed in three separate installations located along the northwestern side of the facility.

In early 1991 Weyerhaeuser removed a cluster of three, 1,000 gallon gasoline tanks and one, 10,000 gallon diesel tank. Upon removal, the 10,000 gallon diesel tank installation was found to be virtually uncontaminated, however, significant soil and groundwater contamination was encountered at the gasoline tank cluster location.

The tank removal contractor performed overexcavation at the gasoline tank cluster location in an attempt to remediate soil contamination. Between February and April 1991 the tank excavation was enlarged from 460 ft² to 640 ft² and then to 930 ft².

WEST & ASSOCIATES ENVIRONMENTAL ENGINEERS, INC.

PO Box 5891, Vacaville, California 95696

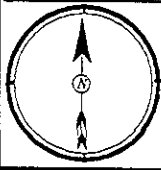
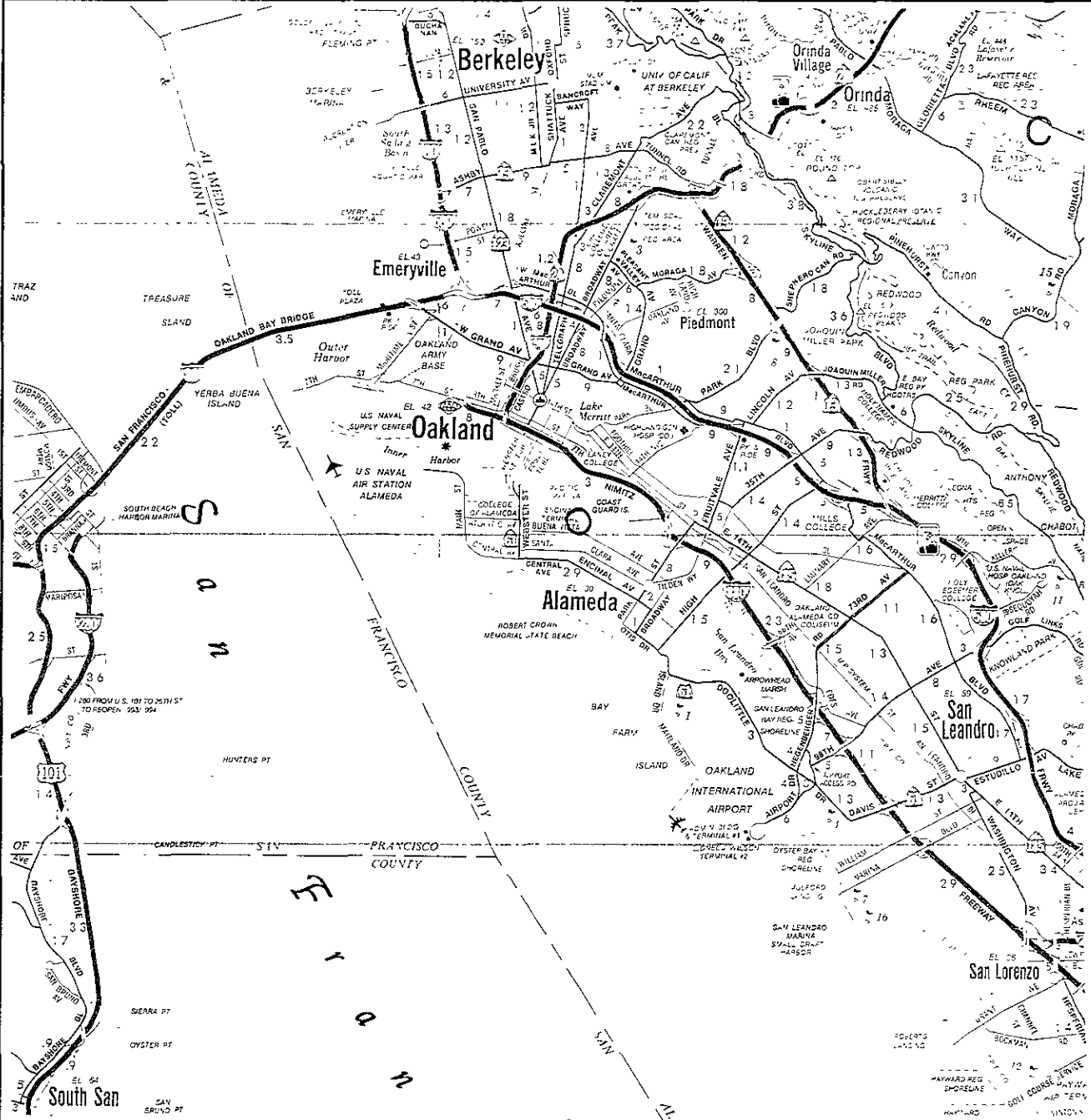
Project Name: Weyerhaeuser Paper Company - Alameda

Date: Jan. 1995

Location: 1801 Hibbard Str., Alameda, California 94501

Drawing By: BWV

Scale: 1" = 2.5 miles



LEGEND

WPC ALAMEDA FACILITY - REGIONAL SETTING
○ SITE LOCATION

Figure 1
WPC ALAMEDA FACILITY - REGIONAL SETTING

WEST & ASSOCIATES ENVIRONMENTAL ENGINEERS, INC.

PO Box 5891, Vacaville, California 95696

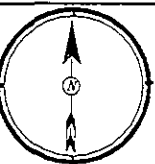
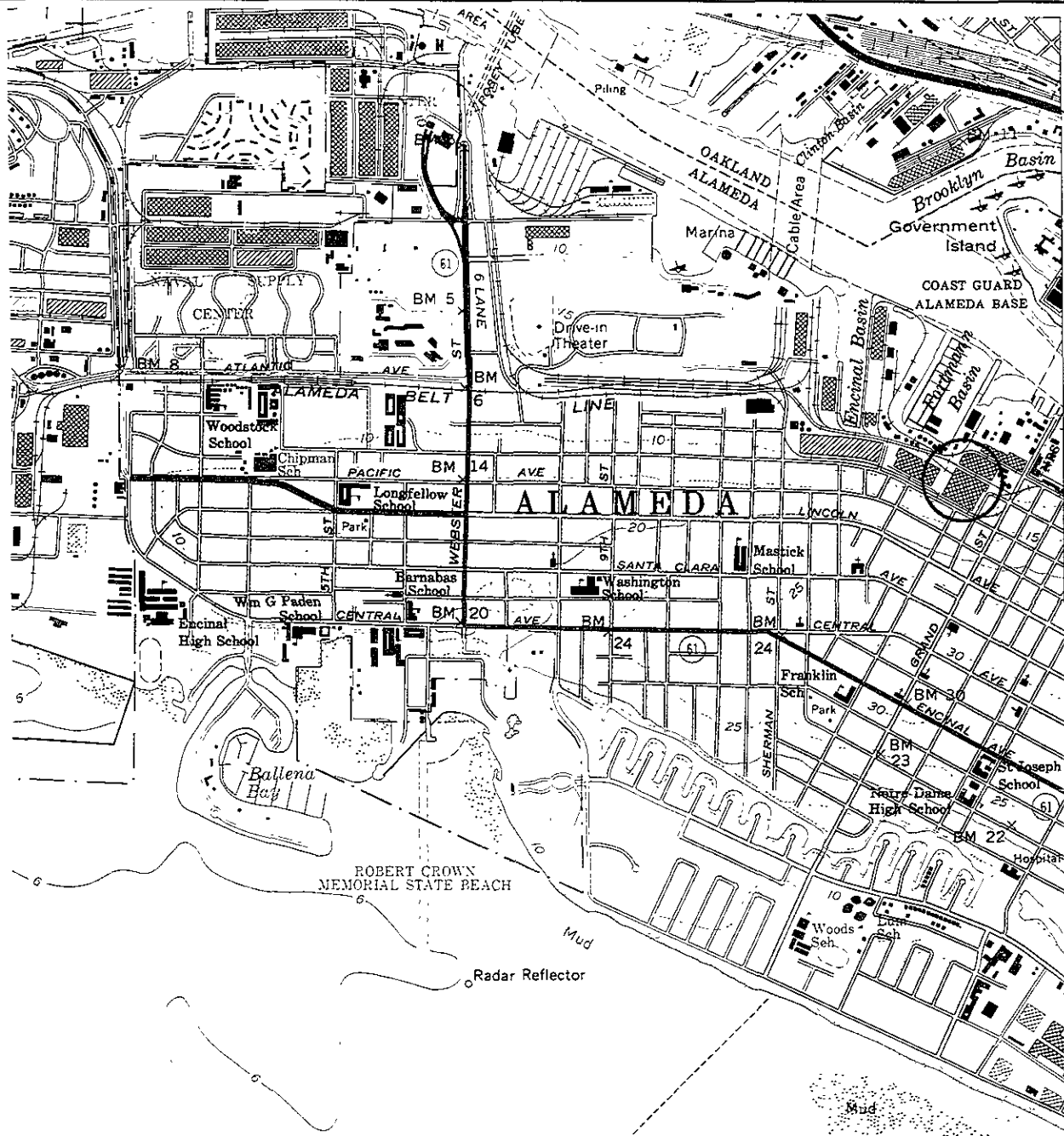
Project Name: Weyerhaeuser Paper Company - Alameda

Date: Jan. 1995

Location: 1801 Hibbard Str., Alameda, California 94501

Drawing By: BWW

Scale: 1" = 0.4 Miles



LEGEND

WPC ALAMEDA FACILITY - SITE LOCATION
○ SITE LOCATION

Figure 2

Four soil samples were collected from the gasoline tank cluster pit sidewalls at the conclusion of overexcavation. Only one endpoint sidewall soil sample (Sample No. 11) was non-detectable for all tested chemical constituents. One of the sidewall soil samples (Sample No. 9) was found to contain only trace levels of toluene. The other two endpoint soil samples (Sample No.'s 8 & 10), were found to contain low levels of TPH and BTXE compounds.

During the time the gasoline tank cluster excavation was open, the standing groundwater level in the pit was observed to rise from greater than 8 feet to less than 4 feet below ground surface. As the pit water level rose, presumably overexcavation became more difficult. The file record indicates endpoint soil samples were collected from higher on the pit sidewalls as the water level rose.

Both the gasoline tank cluster and diesel tank excavations were backfilled with clean soil. Contaminated soil was transported to off-site disposal.

In December 1991 and again in April 1992, Soil Tech Engineering performed soils and groundwater investigations near the former gasoline tank cluster. A total of six groundwater monitoring wells were installed. Soil samples for laboratory analysis were collected during monitoring well installation. Between December 1991 and July 1993 Soil Tech performed groundwater monitoring on six occasions.

In December 1992, Soil Tech constructed one monitoring well (MW-7) adjacent to the former underground diesel tank, increasing the total number of site wells to seven. STE monitored MW-7 a total of 3 times.

Soil Tech's investigations revealed significant remaining soil contamination as well as widespread groundwater contamination in the vicinity of the former gasoline tank cluster. The six soil borings and monitoring wells completed by STE did not fully define the total extent of either soil or groundwater contamination around the former gasoline tank cluster.

In January 1994 the last remaining underground fuel storage tank, (20,000 gallon diesel) was removed from the WPC property. No evidence of any leakage from the diesel tank was encountered, however, soil contamination from the 1991 gasoline tank cluster was observed on the west sidewall of the diesel tank pit.

West & Associates Environmental Engineers submitted a proposed workplan for additional site investigation to the Alameda County Health Care Agency in November 1993. Site investigations were performed in January and February 1994. In May 1994 a supplemental workplan was submitted to conduct further investigation under the main plant building. In June 1994 an interim report of findings was submitted and in October 1994 clarifications to the May supplemental workplan were submitted to the County. Final site investigation field work took place in September and December 1994.

2.0 FLOATING PRODUCT

This quarter, each monitoring well was visually inspected for the presence of floating product. Prior to well purging, a column of groundwater was bailed from the water surface in a transparent bailer suitable for capture of light hydrocarbons.

No floating product or sheen was detected in any of the groundwater wells inspected this quarter. No floating product has been observed in any WPC Alameda wells on previous monitoring occasions.

3.0 GROUNDWATER SAMPLING

A quantity of groundwater is purged from each monitoring well prior to collecting a sample for chemical analysis. A description of equipment and procedures employed for groundwater purging and sample collection is presented in the following paragraphs.

3.1 Sampling Protocol

All the WPC Alameda monitoring wells are equipped with a 0.5 inch OD polyethylene tube extending the full depth of the well. Well purging is accomplished by attaching an Accuwell PTP-150 peristaltic pump at the well head to draw groundwater from the well. This procedure eliminates the need for any downhole equipment.

As groundwater is extracted from the well, 20ml samples are periodically collected for measurement of ph, temperature and conductivity using a Hydac instrument. Groundwater data is recorded on purge data forms (presented in the Appendix). At the conclusion of purging, the well is allowed to recharge to at least 80% of its initial water level prior to sample collection.

Purge water is contained in 55 gallon drums during the sampling process. At the conclusion of sampling, purge water drums are sealed, labeled and stored on-site in a secure area pending chemical analysis and arrangements for proper disposal.

Groundwater sample collection is performed by lowering a new, disposable, bailer into the well. Sample water is transferred to a laboratory supplied 40 ml VOA bottle containing a suitable preservative. The sample bottles are only opened during sample transfer, are completely filled and are not re-opened again by field personnel.

All samples are immediately labeled, sealed in zip lock bags and placed in a cooler containing crushed ice. The samples remain chilled, sealed and undisturbed during transport to the testing laboratory, usually within no more than 48 hours. All samples are entered on a chain of custody form which accompanies the sample set at all times.

Chemical analyses was performed by Pace Inc. in Petaluma. Pace is certified by the Department of Health Services for the analyses performed.

Quality assurance and quality control measures include:

- Utilizing State WQCB approved sampling methods
- Assigning trained, experienced personnel for sample collection
- Utilizing laboratory supplied sample containers
- Employing extraction methods not requiring downhole equipment
- Using new, disposable bailers
- Sampling wells sequentially from cleanest to most contaminated
- Maintaining sample chain of custody documentation
- Keeping samples in a chilled state until laboratory delivery
- Storing suspected high concentration samples in a separate container
- Prompt delivery of the sample set to the testing laboratory
- Utilizing a DHS certified laboratory

3.2 Sample Analyses

Each groundwater sample except MW-7 was analyzed for Total Petroleum Hydrocarbons in the gasoline range (TPH-g). Groundwater from monitoring well MW-7 was analyzed for TPH in the diesel range. As per an Alameda County Health Care Services Agency request, groundwater samples were also analyzed for chlorinated hydrocarbons (EPA method 624) and wells MW-2 & MW-3 were sampled for naphthalene (EPA 625). Due to a miscommunication with the testing laboratory, however, no analysis for xylenes was performed this quarter.

All analyses were performed using EPA approved test methods. Minimum detection limits for all analyses were within Tri-regional guidelines and are indicated on each original laboratory report form.

This quarters analytical results for TPH-g and BTXE contamination is presented in Table 1. Analysis of groundwater sample MW-7 detected 6.1 mg/l of TPH-d. Solvent contamination results are presented in Table 2. Results of semi-volatile (naphthalene) analysis are presented in Table 3. Copies of original laboratory data sheets and chain of custody forms are presented in the appendix.

3.3 Conclusions

The spatial distribution of gasoline contamination has not appreciably changed from last quarter. The magnitude of gasoline contamination in samples collected this quarter has fluctuated within the range previously observed at the site.

Results of this quarters groundwater sample chemical analyses with respect to solvent contamination is consistent with previous monitoring cycles. The extent and magnitude of solvent contamination has not significantly changed since routine monitoring began in February 1994.

Detectable concentrations of TPH-diesel were found in monitoring well MW-7 this quarter. The concentration of TPH-d detected this quarter is similar to concentrations detected in previous quarters.

TABLE 1
PETROLEUM CONTAMINATION ANALYSES - GROUNDWATER
MAY 1995
All Values in ug/l

WELL ID	TPH (gas)	BENZENE	TOLUENE	XYLENES	ETHYL BENZENE
MW-1	ND	ND	ND	--	ND
MW-2	1,200	320	55	--	33
MW-3	25,000	6,000	1,400	--	920
MW-4	3,600	340	6.7	--	11
MW-5	51	ND	ND	--	ND
MW-6	59	ND	ND	--	ND
MW-9	7,000	440	9	--	200
MW-10	ND	ND	ND	--	ND
MW-11	ND	ND	ND	--	ND
MW-12	ND	ND	ND	--	ND

low level
of 625-0
constituent
identified

TABLE 2
VOLATILE ORGANIC ANALYSIS - GROUNDWATER
MAY 1995

WELL IDENTIFICATION	COMPOUND	CONCENTRATION ug/l
MW-4	1,1-DICHLOROETHANE	13
	1,2-DICHLOROETHANE	9.5

WELL IDENTIFICATION	COMPOUND	CONCENTRATION ug/l
MW-5	1,1-DICHLOROETHANE	15

WELL IDENTIFICATION	COMPOUND	CONCENTRATION ug/l
MW-6	1,1-DICHLOROETHANE	10

WELL IDENTIFICATION	COMPOUND	CONCENTRATION ug/l
MW-9	1,1-DICHLOROETHANE	6.3

TABLE 2 Con't.
VOLATILE ORGANIC ANALYSIS - GROUNDWATER
MAY 1995

WELL IDENTIFICATION	COMPOUND	CONCENTRATION ug/l
MW-12	1,1-DICHOLORETHANE	7.6

TABLE 3
SEMI-VOLATILE ORGANIC ANALYSIS - GROUNDWATER
MAY 1995

WELL IDENTIFICATION	COMPOUND	CONCENTRATION ug/l
MW-2	NAPHTHALENE	ND
MW-3	NAPHTHALENE	92

← Other
6250
constituents
identified

ABBREVIATIONS

ug/l: Micrograms per liter
 ND: Not Detected (See Appendix for minimum detection limits)
 TPH: Total Petroleum Hydrocarbons
 --: Not analyzed during this sampling event

4.0 HYDROLOGIC MONITORING

Depth to groundwater (DTGW) was measured in all eleven of the WPC Alameda monitoring wells on May 17, 1995 this quarter. DTGW was measured using a Solinst electronic sounding meter. Measurement accuracy was +/- 0.01 feet.

Table 4 presents depth to groundwater measurements (DTGW) and groundwater elevations (GW) as measured on May 17, 1995. The change in groundwater elevation in each well relative to most recent previous measurement (March 7, 1995) is also indicated in Table 4.

Figure 3 illustrates groundwater contours under the site extrapolated from the May 17, 1995 groundwater elevation data. The groundwater gradient direction measured this quarter has a definite northerly orientation. Groundwater gradient direction fluctuations have been observed at the WPC site previously, however the gradient direction ususally been more westerly.

TABLE 4
HYDROLOGIC MEASUREMENTS
MAY 17, 1995
(All measurements in feet)

WELL ID	TOC	DTGW	GWE	CHANGE ¹
MW-1	99.93	5.05	94.88	-0.17
MW-2	99.65	4.85	94.80	-0.71
MW-3	100.35	4.85	95.50	+0.80
MW-4	97.84	4.23	93.61	-0.55
MW-5	99.98	5.32	94.66	+1.48
MW-6	99.30	6.35	92.95	+0.12
MW-7	97.68	3.50	94.18	+0.15
MW-9	100.60	4.85	95.75	+0.46
MW-10	99.21	6.25	92.96	+0.13
MW-11	99.45	6.03	93.42	-1.92
MW-12	102.59	6.01	96.58	+1.76

ABBREVIATIONS

TOC: Top of Casing

DTGW: Depth to Groundwater

GWE: Groundwater Elevation

NA: Not Available

¹ Relative to last available DTGW measurement: March 7, 1995

4.1 Conclusions

Groundwater elevations rose under most of the site this quarter as compared to last quarter. Groundwater elevations were found to decline at the locations of MW-1, MW-2, MW4 and MW-11, near the former gasoline tank cluster study area.

5.0 SUMMARY

- All eleven WPC groundwater wells were monitored on May 17, 1995.
- No floating product was observed in any groundwater well this quarter.
- The contaminant profile in groundwater has not significantly changed from previous quarters.
- Groundwater levels have risen slightly under most of the site as compared to last quarter (March 7, 1995).

LEDGEND

⊕ MONITORING WELL

MAIN PLANT BUILDING

MACHINE SHOP

REST ROOM

OFFICES

96' BOILER ROOM

HOT WAX TANK

MW-9
95.75'

MANHOLE

MW-3
95.50'

MW-5
94.65'

94.88'
MW-1

FORMER GASOLINE TANK CLUSTER EXCAVATION

94' DIESEL TANK EXCAVATION

MW-2
94.80'

MW-4
93.61'

MW-6
92.95'

8" SEWER

PROPANE ENCLOSURE

94'

MW-11
93.42'

PLATE

BUENA VISTA ST. →

A.G. TANK

SAND CRIB

MANHOLE

FORMER DISPENSER

GATE

93'

MW-10
92.96'

PRIVATE DRIVE



WEYERHAEUSER - ALAMEDA

SCALE: 1" = 10'

APPROVED BY:

DRAWN BY BWV

DATE: FEB. 94

REVISED

GROUNDWATER CONTOURS - MAY 1995

1801 HIBBARD ST.

DRAWING NUMBER
FIGURE 3

WEST & ASSOCIATES ENGINEERS

GROUNDWATER SAMPLING - PURGE DATA FORM

Project: WEYERHAEUSER ALAMEDA

Location: IMMEDIATELY N.E. of TANK CLUSTER

Monitoring Well ID: MW-1 Sampler: BWW / SD

Date: MAY 17, 1995 Time: 12:00 AM PM

=====

Floating Product: Y N Petroleum Sheen: Y N

ODOR / APPEARANCE: GAS ODOR

$$\frac{20'}{\text{WELL DEPTH}} - \frac{5.05'}{\text{DTGW}} \times \left(\frac{2''}{.17} \right) \frac{4''}{.66} = \frac{2\frac{1}{2}}{\text{WELL VOLUME (GALS)}}$$

=====

PURGE MEASUREMENTS

TIME	PURGE VOLUME GALLONS	CUMULATIVE GALLONS	TEMP. °F	CONDUCT umhos x 100	PH
12:05 P	0	0	70.5	12.21	7.85
:08	2 1/2	2 1/2	81.5	7.51	6.55
:12	↓	5	67.6	6.0	7.33
:15	↓	7 1/2	81.2	7.98	8.15

REMARKS: _____

WEST & ASSOCIATES ENGINEERS

GROUNDWATER SAMPLING - PURGE DATA FORM

Project: WEYERHAEUSER ALAMEDA

Location: NORTH of TANK CLUSTER

Monitoring Well ID: MW-2 Sampler: BWW / SD

Date: MAY 17, 1995 Time: 12:15 AM PM

Floating Product: Y N Petroleum Sheen: Y N

ODOR / APPEARANCE: CLEAR

$$\frac{20'}{\text{WELL DEPTH}} - \frac{4.85'}{\text{DTGW}} \times \left(\frac{2''}{.17}\right) \left(\frac{4''}{.66}\right) = \frac{2\frac{1}{2}}{\text{WELL VOLUME (GALS)}}$$

PURGE MEASUREMENTS

TIME	PURGE VOLUME GALLONS	CUMULATIVE GALLONS	TEMP. °F	CONDUCT umhos x 100	PH
12:15 p	0	0		9.50	9.05
:20	2 1/2	2 1/2	↑	12.25	8.85
:25	↓	5	↑	12.79	8.92
:30	↓	7 1/2	?	14.01	9.20
			No Temp.	readings?	

REMARKS: _____

WEST & ASSOCIATES ENGINEERS

GROUNDWATER SAMPLING - PURGE DATA FORM

Project: WEYERHAEUSER ALAMEDA

Location: SOUTH of TANK CLUSTER

Monitoring Well ID: MW-3 Sampler: BWW

Date: MAY 17, 1995 Time: 11:00 AM PM

Floating Product: Y N Petroleum Sheen: Y N

ODOR / APPEARANCE: TURBID - GAS ODOR

$$\frac{20'}{WELL\ DEPTH} - \frac{4.85}{DTGW} \times \left(\frac{2''}{.17} \right) \frac{4''}{.66} = \frac{2\frac{1}{2}}{WELL\ VOLUME\ (GALS)}$$

PURGE MEASUREMENTS

TIME	PURGE VOLUME GALLONS	CUMULATIVE GALLONS	TEMP. °F	CONDUCT μmhos x 100	PH
10:55	0	0	55.7	16.44	4.91
:59	3	3	66.2	14.24	4.96
11:02	↓	6	66.5	16.28	4.26
:10	↓	9	66.4	16.64	4.98

REMARKS: _____

WEST & ASSOCIATES ENGINEERS

GROUNDWATER SAMPLING - PURGE DATA FORM

Project: WEYERHAEUSER ALAMEDA

Location: WEST of Tank Cluster

Monitoring Well ID: MW-4 Sampler: BWW / SD

Date: MAY 17, 1995 Time: 10:00 AM PM

=====
 Floating Product: Y Petroleum Sheen: Y

ODOR / APPEARANCE: GAS ODOR

20'
 WELL DEPTH - 4.23' DTGW x (2" / .17) 4" = 2.6
 = WELL VOLUME (GALS)

PURGE MEASUREMENTS

TIME	PURGE VOLUME GALLONS	CUMULATIVE GALLONS	TEMP. °F	CONDUCT umhos x 100	PH
10:10 _A	0	0	67.8	6.89	5.60
:15	5	5	67.4	3.15	4.55
:19	↓	10	67.5	8.66	4.54
:24	↓	15	67.9	8.67	4.44

REMARKS: _____

WEST & ASSOCIATES ENGINEERS

GROUNDWATER SAMPLING - PURGE DATA FORM

Project: WEYERHAEUSER ALAMEDA

Location: South of Oil Storage Shed

Monitoring Well ID: MW-5 Sampler: BWW/SD

Date: MAY 17, 1995 Time: 10:40 AM PM

=====

Floating Product: Y N Petroleum Sheen: Y N

ODOR / APPEARANCE: CLEAR - NO ODOR

20' 5.32' x 2nd 4" = 2 1/2
WELL DEPTH - DTGW x .17 .66 = WELL VOLUME (GALS)

=====

PURGE MEASUREMENTS

TIME	PURGE VOLUME GALLONS	CUMULATIVE GALLONS	TEMP. °F	CONDUCT umhos x 100	PH
10:40A	0	0	66.0	1.60	4.02
:44	3	3	64.5	3.90	5.10
:48	↓	6	64.4	6.47	4.93
:52	↓	9	64.7	7.47	5.03

REMARKS: _____

WEST & ASSOCIATES ENGINEERS

GROUNDWATER SAMPLING - PURGE DATA FORM

Project: WEYERHAEUSER ALAMEDA

Location: SOUTH WEST OF OIL STORAGE BUILDING

Monitoring Well ID: MW-6 Sampler: BWW/SD

Date: MAY 17, 1995 Time: 10:30 ~~AM~~ PM

Floating Product: Y N Petroleum Sheen: Y N

ODOR / APPEARANCE: SILTY NO-ODOR

$$\frac{20}{\text{WELL DEPTH}} - \frac{6.35}{\text{DTGW}} \times \left(\frac{2''}{.17} \right) \frac{4''}{.66} = \frac{2}{\text{WELL VOLUME (GALS)}}$$

PURGE MEASUREMENTS

TIME	PURGE VOLUME GALLONS	CUMULATIVE GALLONS	TEMP. °F	CONDUCT umhos x 100	PH
10:27A	0	0	65.7	6.82	4.32
:31	3	3	66.1	4.91	4.43
:35	↓	6	65.9	6.40	4.20
:38	↓	9	65.9	7.15	4.24

REMARKS: _____

WEST & ASSOCIATES ENGINEERS

GROUNDWATER SAMPLING - PURGE DATA FORM

Project: WEYERHAEUSER ALAMEDA

Location: NEXT TO FORMER DIESEL TANK LOCATION

Monitoring Well ID: MW-7 Sampler: BWW/SD

Date: MAY 17, 1995 Time: 12:30 AM PM

Floating Product: Y Petroleum Sheen: Y

ODOR / APPEARANCE: DARK GREY - DIESEL ODOR

20' 3.50 2" 4" = 3
 WELL DEPTH - DTGW x (.17) .66 = WELL VOLUME (GALS)

PURGE MEASUREMENTS

TIME	PURGE VOLUME GALLONS	CUMULATIVE GALLONS	TEMP. °F	CONDUCT umhos x 100	PH
12:35	0	0	59.6	12.79	6.73
:40	3	3	7	13.82	7.02
:44	↓	6	6	12.25	8.12
:47	↓	9	6	11.85	7.72

REMARKS: _____

WEST & ASSOCIATES ENGINEERS

GROUNDWATER SAMPLING - PURGE DATA FORM

Project: WEYERHAEUSER ALAMEDA

Location: NEXT TO HOT WAX TANK

Monitoring Well ID: MW-9 Sampler: BWW/SD

Date: MAY 17, 1998 Time: 11:40 AM PM

Floating Product: Y N Petroleum Sheen: Y N

ODOR / APPEARANCE: GASOLINE ODOR

17
WELL DEPTH - 4.85 DTGW x 2" 4" .66 = 8 WELL VOLUME (GALS)

PURGE MEASUREMENTS

TIME	PURGE VOLUME GALLONS	CUMULATIVE GALLONS	TEMP. °F	CONDUCT μmhos x 100	PH
11:40 A	0	0	66.4	8.01	5.81
:45	6	6	68.0	9.15	7.60
:53	↓	12	68.0	12.05	7.01
12:02	↓	18	—	12.90	9.19

REMARKS: _____

WEST & ASSOCIATES ENGINEERS

GROUNDWATER SAMPLING - PURGE DATA FORM

Project: WEYERHAEUSER ALAMEDA

Location: PRIVATE DRIVE EAST of Plant

Monitoring Well ID: MW-10 Sampler: BWW/SA

Date: MAY 17, 1995 Time: 12:50 AM PM

=====
 Floating Product: Y N Petroleum Sheen: Y N

ODOR / APPEARANCE: SILTY

18'
 WELL DEPTH - DTGW x .17 4" = 8 WELL VOLUME (GALS)
 .66

PURGE MEASUREMENTS

TIME	PURGE VOLUME GALLONS	CUMULATIVE GALLONS	TEMP. °F	CONDUCT umhos x 10	PH
12:50	0	0	58.1	7.82	7.46
:57	6	6	59.6	8.72	7.92
1:02	↓	12	59.2	7.71	8.01
:10	↓	18	58.8	7.96	7.79

REMARKS: _____

WEST & ASSOCIATES ENGINEERS

GROUNDWATER SAMPLING - PURGE DATA FORM

Project: WEYERHAEUSER ALAMEDA

Location: NORTH of TANK CLUSTER

Monitoring Well ID: MW-11 Sampler: BWW

Date: MAY 17, 1995 Time: 11:15 AM PM

Floating Product: Y N Petroleum Sheen: Y N

ODOR / APPEARANCE: CLEAR NO ODOR

19'
WELL DEPTH - 6.03 DTGW x 2" 4" = 8 WELL VOLUME (GALS)

PURGE MEASUREMENTS

TIME	PURGE VOLUME GALLONS	CUMULATIVE GALLONS	TEMP. °F	CONDUCT umhos x 100	PH
11:15 A	0	0	65.6	14.24	5.36
11:20	5	5	68.0	14.74	5.87
11:28	↓	10	67.8	14.73	5.58
11:35	↓	15	67.9	15.50	5.41

REMARKS: _____

WEST & ASSOCIATES ENGINEERS

GROUNDWATER SAMPLING - PURGE DATA FORM

Project: WEYERHAEUSER ALAMEDA

Location: METAL SHOP INSIDE BUILDING

Monitoring Well ID: MW-12 Sampler: BWW / SD

Date: MAY 17, 1995 Time: 1:30 AM PM

=====
 Floating Product: Y Petroleum Sheen: Y

ODOR / APPEARANCE: CLEAR

6.01 2" 4"
 WELL DEPTH - DTGW x .17 .66 = WELL VOLUME (GALS)

PURGE MEASUREMENTS

TIME	PURGE VOLUME GALLONS	CUMULATIVE GALLONS	TEMP. °F	CONDUCT umhos x 100	PH
1:35p	0	0	64.1	12.39	6.30
:41	5	5	64.6	11.81	6.85
:46	5 5	10	65.0	11.90	7.01
:52	5 5	15	64.4	12.10	6.57

REMARKS: _____

WEST & ASSOCIATES ENGINEERS

GROUNDWATER SAMPLING - PURGE DATA FORM

Project: WEYERHAEUSER ALAMEDA

Location: _____

Monitoring Well ID: MW- Sampler: BWW

Date: _____ Time: _____ AM PM

=====

Floating Product: Y N Petroleum Sheen: Y N

ODOR / APPEARANCE: _____

2" 4"
WELL DEPTH - DTGW x .17 .66 = WELL VOLUME (GALS)

=====

PURGE MEASUREMENTS

TIME	PURGE VOLUME GALLONS	CUMULATIVE GALLONS	TEMP. °F	CONDUCT umhos x 10	PH
	0	0			

REMARKS: _____

Blumberg

701604

PHONE: (707) 451-1360 • P.O. BOX 5891, VACAVILLE, CALIFORNIA 95696

DATE MAY 19 1995 PAGE 1 OF 2

CLIENT'S NAME WEST & ASSOCIATES, INC.		PROJECT MANAGER BRIAN WEST	
STREET ADDRESS PO BOX 5891, VACAVILLE, 95696		PHONE NUMBER 707-451-1360	
PROJECT NAME WPC Alameda		FAX NUMBER 707-447-0631	
CONTRACT/PURCHASE ORDER/QUOTE NUMBER 70236.20		SITE CONTACT John Hipner	
SIGNATURE OF PERSON AUTHORIZING WORK UNDER TERMS STATED ON REVERSE SIDE OF THIS FORM. <i>Brian West</i>		SAMPLED BY BWW-SD	

ANALYSES
 TPH-8AS
 EPA 624
 TPH-diesel
 EPA 625-naphthalene

ANALYSES

SAMPLE CONDITION ON RECEIPT:

COLD/ICED? _____

BUBBLES OR AIR SPACE? _____

WERE SAMPLES PRESERVED? _____

SAMPLE NUMBER	IDENTIFICATION	DATE	TIME	LAB SAMPLE NUMBER	SAMPLE TYPE				NO. OF CONTS.	EXPLAIN IRREGULARITIES BELOW	
					LIQ	AIR	SOLID	COMB			GRAB
MW-1	(X)	5-17	PM	118187	✓				4	✓✓	
MW-2	(H)			118195	✓				5	✓✓	✓
MW-3	(D)			118203	✓				5	✓✓	✓
MW-4	(A)			118211	✓				4	✓✓	
MW-5	(C)			118229	✓				4	✓✓	
MW-6	(B)			118237	✓				4	✓✓	
MW-7	(K)			118245	✓				1		✓
MW-9	(F)			118252	✓				4	✓✓	
MW-10	(T)			119689 118260	✓				4	✓✓	
MW-11	(I)	Y	Y	118278	✓				4	✓✓	

RELINQUISHED BY: (SIGNATURE) <i>Brian W. West</i>	RECEIVED BY: (SIGNATURE) <i>M. Blumberg #331</i>	DATE 5-19	TIME noon	TURN AROUND TIME REQUESTED Standard
RELINQUISHED BY: (SIGNATURE) <i>M. Blumberg #331</i>	RECEIVED BY: (SIGNATURE) <i>Carol Ruiz</i>	DATE 5/19	TIME 13:25	
RELINQUISHED BY: (SIGNATURE)	RECEIVED FOR LABORATORY BY:	SAMPLE CONTROL OFFICER		
METHOD OF SHIPMENT	AUTHORIZED BY:	SAMPLE DEPOSITION: 1. STORAGE TIME REQUESTED _____ DAYS (SAMPLES WILL BE STORED FOR 30 DAYS WITHOUT ADDITIONAL CHARGES. THEREAFTER STORAGE CHARGES WILL BE BILLED AT THE PUBLISHED RATES.) 2. SAMPLE TO BE RETURNED TO CLIENT? <input type="checkbox"/> YES <input type="checkbox"/> NO HAZARDOUS MATERIALS ARE THE PROPERTY OF THE CLIENT. THE CLIENT IS RESPONSIBLE FOR PROPER DISPOSAL OF HAZARDOUS WASTES. CLIENTS NOT PICKING UP HAZARDOUS WASTES MAY BE ASSESSED AN APPROPRIATE FEE.		
SPECIAL INSTRUCTIONS	DRIVING TIME	SITE TIME	TOTAL TIME	

PHONE: (707) 451-1360 • P.O. BOX 5891, VACAVILLE, CALIFORNIA 95696

DATE 5-19-95 PAGE 2 OF 2

CLIENT'S NAME WEST & ASSOCIATES, INC.		PROJECT MANAGER BRIAN WEST	
STREET ADDRESS PO BOX 5891, VACAVILLE, 95696		PHONE NUMBER 707-451-1360	
PROJECT NAME WPC Alameda		FAX NUMBER 707-447-0631	
CONTRACT/PURCHASE ORDER/QUOTE NUMBER 70236.20		SITE CONTACT John Hipner	
SIGNATURE OF PERSON AUTHORIZING WORK UNDER TERMS STATED ON REVERSE SIDE OF THIS FORM. <i>Brian West</i>		SAMPLED BY BWW-SD	

ANALYSES

SAMPLE CONDITION ON RECEIPT:

COLD/ICED? _____

BUBBLES OR AIR SPACE? _____

WERE SAMPLES PRESERVED? _____

EXPLAIN IRREGULARITIES BELOW

SAMPLE NUMBER/IDENTIFICATION	DATE	TIME	LAB SAMPLE NUMBER	SAMPLE TYPE					NO. OF CONTS.	
				LW	AIR	SOLID	COMP	CRAB		
MW-12 (G)	5-17	PM	118286	✓					4	✓✓

RELINQUISHED BY: (SIGNATURE) <i>Brian W. West</i>	RECEIVED BY: (SIGNATURE) <i>M. Long #335</i>	DATE 5-19	TIME noon	TURN AROUND TIME REQUESTED Standard
RELINQUISHED BY: (SIGNATURE) <i>M. Long #335</i>	RECEIVED BY: (SIGNATURE) <i>Carol Reid</i>	DATE 5/19	TIME 13:25	
RELINQUISHED BY: (SIGNATURE)	RECEIVED FOR LABORATORY BY:	SAMPLE CONTROL OFFICER		
METHOD OF SHIPMENT	AUTHORIZED BY:	SAMPLE DESPOSITION: 1. STORAGE TIME REQUESTED _____ DAYS (SAMPLES WILL BE STORED FOR 30 DAYS (WITHOUT ADDITIONAL CHARGES; THEREAFTER STORAGE CHARGES WILL BE BILLED AT THE PUBLISHED RATES). 2. SAMPLE TO BE RETURNED TO CLIENT? <input type="checkbox"/> YES <input type="checkbox"/> NO HAZARDOUS MATERIALS ARE THE PROPERTY OF THE CLIENT. THE CLIENT IS RESPONSIBLE FOR PROPER DISPOSAL OF HAZARDOUS WASTES. CLIENTS NOT PICKING UP HAZARDOUS WASTES MAY BE ASSESSED AN APPROPRIATE FEE.		
SPECIAL INSTRUCTIONS				
DRIVING TIME	SITE TIME	TOTAL TIME		



ENVIRONMENTAL LABORATORIES

REPORT OF LABORATORY ANALYSIS

June 05, 1995

Mr. Brian West
West & Associates
112 Peppere11 Court
Vacaville, CA 95688

RE: PACE Project Number: 701604
Client Project ID: WPC ALAMEDA

Dear Mr. West:

Enclosed are the results of analyses for samples received on May 19, 1995. If you have any questions concerning this report, please feel free to contact me.

Sincerely,

A handwritten signature in black ink, appearing to read "Ron Chew". The signature is written in a cursive, flowing style.

Ron Chew
Project Manager

Enclosures



REPORT OF LABORATORY ANALYSIS

DATE: 06/05/95

PAGE: 1

West & Associates
 12 Pepperell Court
 Vacaville, CA 95688

PACE Project Number: 701604
 Client Project ID: WPC ALAMEDA

Attn: Mr. Brian West
 Phone: (707)451-1360

PACE Sample No: 70118187 Date Collected: 05/17/95
 Client Sample ID: MW-1 (X) Date Received: 05/19/95

Parameters	Results	Units	PRL	Analyzed	Method	Analyst	CAS#	Footnotes
GC -- Volatiles								
GAS/BTEX by CA LUFT, Water								
Gasoline	ND	ug/L	50	05/22/95	CA LUFT	MDW		
GC/MS -- VOA								
Volatile GC/MS by 624								
Chloromethane	ND	ug/L	5	05/22/95	EPA 624	AXM	74-87-3	
Vinyl Chloride	ND	ug/L	5	05/22/95	EPA 624	AXM	75-01-4	
Bromomethane	ND	ug/L	5	05/22/95	EPA 624	AXM	74-83-9	
Chloroethane	ND	ug/L	5	05/22/95	EPA 624	AXM	75-00-3	
1,1-Dichloroethene	ND	ug/L	5	05/22/95	EPA 624	AXM	75-35-4	
Methylene Chloride	ND	ug/L	5	05/22/95	EPA 624	AXM	75-09-2	
Trichlorofluoromethane	ND	ug/L	5	05/22/95	EPA 624	AXM	75-69-4	
trans-1,2-Dichloroethene	ND	ug/L	5	05/22/95	EPA 624	AXM	156-60-5	
1,1-Dichloroethane	ND	ug/L	5	05/22/95	EPA 624	AXM	75-34-3	
Chloroform	ND	ug/L	5	05/22/95	EPA 624	AXM	67-66-3	
1,1,1-Trichloroethane	ND	ug/L	5	05/22/95	EPA 624	AXM	71-55-6	
1,2-Dichloroethane	ND	ug/L	5	05/22/95	EPA 624	AXM	107-06-2	
Carbon Tetrachloride	ND	ug/L	5	05/22/95	EPA 624	AXM	56-23-5	
Benzene	ND	ug/L	5	05/22/95	EPA 624	AXM	71-43-2	
1,2-Dichloropropane	ND	ug/L	6	05/22/95	EPA 624	AXM	78-87-5	
Trichloroethene	ND	ug/L	5	05/22/95	EPA 624	AXM	79-01-6	
Bromodichloromethane	ND	ug/L	5	05/22/95	EPA 624	AXM	75-27-4	
2-Chloroethyl Vinyl Ether	ND	ug/L	5	05/22/95	EPA 624	AXM	110-75-8	
trans-1,3-Dichloropropene	ND	ug/L	5	05/22/95	EPA 624	AXM	10061-02-6	
Toluene	ND	ug/L	6	05/22/95	EPA 624	AXM	108-88-3	
cis-1,3-Dichloropropene	ND	ug/L	5	05/22/95	EPA 624	AXM	10061-01-5	
1,1,2-Trichloroethane	ND	ug/L	5	05/22/95	EPA 624	AXM	79-00-5	
Dibromochloromethane	ND	ug/L	5	05/22/95	EPA 624	AXM	124-48-1	
Tetrachloroethene	ND	ug/L	5	05/22/95	EPA 624	AXM	127-18-4	
Chlorobenzene	ND	ug/L	6	05/22/95	EPA 624	AXM	108-90-7	
Ethyl Benzene	ND	ug/L	7.2	05/22/95	EPA 624	AXM	100-41-4	



REPORT OF LABORATORY ANALYSIS

DATE 06/05/95

PAGE: 2

PACE Project Number: 701604

Client Project ID: WPC ALAMEDA

PACE Sample No: 70118187 Date Collected: 05/17/95
 Client Sample ID: MW-1 (X) Date Received: 05/19/95

Parameters	Results	Units	PRL	Analyzed	Method	Analyst	CAS#	Footnotes
Bromoform	ND	ug/L	5	05/22/95	EPA 624	AXM	75-25-2	
1,1,2,2-Tetrachloroethane	ND	ug/L	6.9	05/22/95	EPA 624	AXM	79-34-5	
1,3-Dichlorobenzene	ND	ug/L	5	05/22/95	EPA 624	AXM	541-73-1	
1,2-Dichlorobenzene	ND	ug/L	5	05/22/95	EPA 624	AXM	95-50-1	
1,4-Dichlorobenzene	ND	ug/L	5	05/22/95	EPA 624	AXM	106-46-7	
1,2-Dichloroethane-d4 (S)	101	%		05/22/95	EPA 624	AXM	17060-07-0	
Toluene-d8 (S)	92	%		05/22/95	EPA 624	AXM	2037-26-5	
4-Bromofluorobenzene (S)	89	%		05/22/95	EPA 624	AXM	460-00-4	

PACE Sample No: 70118195 Date Collected: 05/17/95
 Client Sample ID: MW-2 (H) Date Received: 05/19/95

Parameters	Results	Units	PRL	Analyzed	Method	Analyst	CAS#	Footnotes
GC -- Volatiles								
GAS/BTEX by CA LUFT, Water								
Gasoline	1200	ug/L	50	05/25/95	CA LUFT	LMD		
GC/MS -- VOA								
Volatile GC/MS by 624								
Chloromethane	ND	ug/L	5	05/22/95	EPA 624	AXM	74-87-3	
Vinyl Chloride	ND	ug/L	5	05/22/95	EPA 624	AXM	75-01-4	
Bromomethane	ND	ug/L	5	05/22/95	EPA 624	AXM	74-83-9	
Chloroethane	ND	ug/L	5	05/22/95	EPA 624	AXM	75-00-3	
1,1-Dichloroethene	ND	ug/L	5	05/22/95	EPA 624	AXM	75-35-4	
Methylene Chloride	ND	ug/L	5	05/22/95	EPA 624	AXM	75-09-2	
Trichlorofluoromethane	ND	ug/L	5	05/22/95	EPA 624	AXM	75-69-4	
trans-1,2-Dichloroethene	ND	ug/L	5	05/22/95	EPA 624	AXM	156-60-5	
1,1-Dichloroethane	ND	ug/L	5	05/22/95	EPA 624	AXM	75-34-3	
Chloroform	ND	ug/L	5	05/22/95	EPA 624	AXM	67-66-3	
1,1,1-Trichloroethane	ND	ug/L	5	05/22/95	EPA 624	AXM	71-55-6	
1,2-Dichloroethane	ND	ug/L	5	05/22/95	EPA 624	AXM	107-06-2	
Carbon Tetrachloride	ND	ug/L	5	05/22/95	EPA 624	AXM	56-23-5	
Benzene	320	ug/L	50	05/22/95	EPA 624	AXM	71-43-2	
1,2-Dichloropropane	ND	ug/L	6	05/22/95	EPA 624	AXM	78-87-5	
Trichloroethene	ND	ug/L	5	05/22/95	EPA 624	AXM	79-01-6	
Bromodichloromethane	ND	ug/L	5	05/22/95	EPA 624	AXM	75-27-4	
2-Chloroethyl Vinyl Ether	ND	ug/L	5	05/22/95	EPA 624	AXM	110-75-8	
trans-1,3-Dichloropropene	ND	ug/L	5	05/22/95	EPA 624	AXM	10061-02-6	
Toluene	55	ug/L	6	05/22/95	EPA 624	AXM	108-88-3	



REPORT OF LABORATORY ANALYSIS

DATE: 05/05/95

PAGE: 3

PACE Project Number: 701604

Client Project ID: WPC ALAMEDA

PACE Sample No: 70118195 Date Collected: 05/17/95
 Client Sample ID: MW-2 (H) Date Received: 05/19/95

Parameters	Results	Units	PRL	Analyzed	Method	Analyst	CAS#	Footnotes
cis-1,3-Dichloropropene	ND	ug/L	5	05/22/95	EPA 624	AXM	10061-01-5	
1,1,2-Trichloroethane	ND	ug/L	5	05/22/95	EPA 624	AXM	79-00-5	
Dibromochloromethane	ND	ug/L	5	05/22/95	EPA 624	AXM	124-48-1	
Tetrachloroethene	ND	ug/L	5	05/22/95	EPA 624	AXM	127-18-4	
Chlorobenzene	ND	ug/L	6	05/22/95	EPA 624	AXM	108-90-7	
Ethyl Benzene	33	ug/L	7.2	05/22/95	EPA 624	AXM	100-41-4	
Bromoform	ND	ug/L	5	05/22/95	EPA 624	AXM	75-25-2	
1,1,2,2-Tetrachloroethane	ND	ug/L	6.9	05/22/95	EPA 624	AXM	79-34-5	
1,3-Dichlorobenzene	ND	ug/L	5	05/22/95	EPA 624	AXM	541-73-1	
1,2-Dichlorobenzene	ND	ug/L	5	05/22/95	EPA 624	AXM	95-50-1	
1,4-Dichlorobenzene	ND	ug/L	5	05/22/95	EPA 624	AXM	106-46-7	
1,2-Dichloroethane-d4 (S)	98	%		05/22/95	EPA 624	AXM	17060-07-0	
Toluene-d8 (S)	92	%		05/22/95	EPA 624	AXM	2037-26-5	
4-Bromofluorobenzene (S)	88	%		05/22/95	EPA 624	AXM	460-00-4	

GC/MS -- Semi-VOA

Extractables in Water by 625

Naphthalene	ND	ug/L	10	05/24/95	EPA 625	RDF	91-20-3	
Nitrobenzene-d5 (S)	57	%		05/24/95	EPA 625	RDF	4165-60-0	
2-Fluorobiphenyl (S)	58	%		05/24/95	EPA 625	RDF	321-60-8	
Terphenyl-d14 (S)	86	%		05/24/95	EPA 625	RDF	1718-51-0	
Phenol-d5 (S)	63	%		05/24/95	EPA 625	RDF	13127-88-3	
2-Fluorophenol (S)	57	%		05/24/95	EPA 625	RDF	367-12-4	
2,4,6-Tribromophenol (S)	83	%		05/24/95	EPA 625	RDF	118-79-6	
Date Extracted				05/22/95				

PACE Sample No: 70118203 Date Collected: 05/17/95
 Client Sample ID: MW-3 (D) Date Received: 05/19/95

Parameters	Results	Units	PRL	Analyzed	Method	Analyst	CAS#	Footnotes
GC -- Volatiles								
GAS/BTEX by CA LUFT, Water								
Gasoline	25000	ug/L	1200	05/25/95	CA LUFT	LMD		
GC/MS -- VOA								
Volatile GC/MS by 624								
Chloromethane	ND	ug/L	120	05/22/95	EPA 624	AXM	74-87-3	
Vinyl Chloride	ND	ug/L	120	05/22/95	EPA 624	AXM	75-01-4	
Bromomethane	ND	ug/L	120	05/22/95	EPA 624	AXM	74-83-9	
Chloroethane	ND	ug/L	120	05/22/95	EPA 624	AXM	75-00-3	



REPORT OF LABORATORY ANALYSIS

DATE: 06/05/95

PAGE: 4

PACE Project Number: 701604

Client Project ID: WPC ALAMEDA

ACE Sample No: 70118203 Date Collected: 05/17/95
 Client Sample ID: MW-3 (D) Date Received: 05/19/95

Parameters	Results	Units	PRL	Analyzed	Method	Analyst	CAS#	Footnotes
1,1-Dichloroethene	ND	ug/L	120	05/22/95	EPA 624	AXM	75-35-4	
Methylene Chloride	ND	ug/L	120	05/22/95	EPA 624	AXM	75-09-2	
Trichlorofluoromethane	ND	ug/L	120	05/22/95	EPA 624	AXM	75-69-4	
trans-1,2-Dichloroethene	ND	ug/L	120	05/22/95	EPA 624	AXM	156-60-5	
1,1-Dichloroethane	ND	ug/L	120	05/22/95	EPA 624	AXM	75-34-3	
Chloroform	ND	ug/L	120	05/22/95	EPA 624	AXM	67-66-3	
1,1,1-Trichloroethane	ND	ug/L	120	05/22/95	EPA 624	AXM	71-55-6	
1,2-Dichloroethane	ND	ug/L	120	05/22/95	EPA 624	AXM	107-06-2	
Carbon Tetrachloride	ND	ug/L	120	05/22/95	EPA 624	AXM	56-23-5	
Benzene	6000	ug/L	250	05/22/95	EPA 624	AXM	71-43-2	
1,2-Dichloropropane	ND	ug/L	150	05/22/95	EPA 624	AXM	78-87-5	
Trichloroethene	ND	ug/L	120	05/22/95	EPA 624	AXM	79-01-6	
Bromodichloromethane	ND	ug/L	120	05/22/95	EPA 624	AXM	75-27-4	
2-Chloroethyl Vinyl Ether	ND	ug/L	120	05/22/95	EPA 624	AXM	110-75-8	
trans-1,3-Dichloropropene	ND	ug/L	120	05/22/95	EPA 624	AXM	10061-02-6	
Toluene	1400	ug/L	150	05/22/95	EPA 624	AXM	108-88-3	
cis-1,3-Dichloropropene	ND	ug/L	120	05/22/95	EPA 624	AXM	10061-01-5	
1,1,2-Trichloroethane	ND	ug/L	120	05/22/95	EPA 624	AXM	79-00-5	
Dibromochloromethane	ND	ug/L	120	05/22/95	EPA 624	AXM	124-48-1	
Tetrachloroethene	ND	ug/L	120	05/22/95	EPA 624	AXM	127-18-4	
Chlorobenzene	ND	ug/L	150	05/22/95	EPA 624	AXM	108-90-7	
Ethyl Benzene	920	ug/L	180	05/22/95	EPA 624	AXM	100-41-4	
Bromoform	ND	ug/L	120	05/22/95	EPA 624	AXM	75-25-2	
1,1,2,2-Tetrachloroethane	ND	ug/L	170	05/22/95	EPA 624	AXM	79-34-5	
1,3-Dichlorobenzene	ND	ug/L	120	05/22/95	EPA 624	AXM	541-73-1	
1,2-Dichlorobenzene	ND	ug/L	120	05/22/95	EPA 624	AXM	95-50-1	
1,4-Dichlorobenzene	ND	ug/L	120	05/22/95	EPA 624	AXM	106-46-7	
1,2-Dichloroethane-d4 (S)	104	%		05/22/95	EPA 624	AXM	17060-07-0	
Toluene-d8 (S)	96	%		05/22/95	EPA 624	AXM	2037-26-5	
4-Bromofluorobenzene (S)	93	%		05/22/95	EPA 624	AXM	460-00-4	
GC/MS -- Semi-VOA								
Extractables in Water by 625								
Naphthalene	92	ug/L	8.8	05/24/95	EPA 625	RDF	91-20-3	
Nitrobenzene-d5 (S)	70	%		05/24/95	EPA 625	RDF	4165-60-0	
2-Fluorobiphenyl (S)	66	%		05/24/95	EPA 625	RDF	321-60-8	
Terphenyl-d14 (S)	71	%		05/24/95	EPA 625	RDF	1718-51-0	
Phenol-d5 (S)	71	%		05/24/95	EPA 625	RDF	13127-88-3	
2-Fluorophenol (S)	60	%		05/24/95	EPA 625	RDF	367-12-4	
2,4,6-Tribromophenol (S)	101	%		05/24/95	EPA 625	RDF	118-79-6	
Date Extracted				05/22/95				



REPORT OF LABORATORY ANALYSIS

DATE: 06/05/95

PAGE: 5

PACE Project Number: 701604

Client Project ID: WPC ALAMEDA

PACE Sample No: 70118211 Date Collected: 05/17/95
 Client Sample ID: MW-4 (A) Date Received: 05/19/95

Parameters	Results	Units	PRL	Analyzed	Method	Analyst	CAS#	Footnotes
GC -- Volatiles								
GAS/BTEX by CA LUFT, Water								
Gasoline	3600	ug/L	500	05/25/95	CA LUFT	LMD		
GC/MS -- VOA								
Volatile GC/MS by 624								
Chloromethane	ND	ug/L	5	05/22/95	EPA 624	AXM	74-87-3	
Vinyl Chloride	ND	ug/L	5	05/22/95	EPA 624	AXM	75-01-4	
Bromomethane	ND	ug/L	5	05/22/95	EPA 624	AXM	74-83-9	
Chloroethane	ND	ug/L	5	05/22/95	EPA 624	AXM	75-00-3	
1,1-Dichloroethene	ND	ug/L	5	05/22/95	EPA 624	AXM	75-35-4	
Methylene Chloride	ND	ug/L	5	05/22/95	EPA 624	AXM	75-09-2	
Trichlorofluoromethane	ND	ug/L	5	05/22/95	EPA 624	AXM	75-69-4	
trans-1,2-Dichloroethene	ND	ug/L	5	05/22/95	EPA 624	AXM	156-60-5	
1,1-Dichloroethane	13	ug/L	5	05/22/95	EPA 624	AXM	75-34-3	
Chloroform	ND	ug/L	5	05/22/95	EPA 624	AXM	67-66-3	
1,1,1-Trichloroethane	ND	ug/L	5	05/22/95	EPA 624	AXM	71-55-6	
1,2-Dichloroethane	9.5	ug/L	5	05/22/95	EPA 624	AXM	107-06-2	
Carbon Tetrachloride	ND	ug/L	5	05/22/95	EPA 624	AXM	56-23-5	
Benzene	340	ug/L	100	05/22/95	EPA 624	AXM	71-43-2	
1,2-Dichloropropane	ND	ug/L	6	05/22/95	EPA 624	AXM	78-87-5	
Trichloroethene	ND	ug/L	5	05/22/95	EPA 624	AXM	79-01-6	
Bromodichloromethane	ND	ug/L	5	05/22/95	EPA 624	AXM	75-27-4	
2-Chloroethyl Vinyl Ether	ND	ug/L	5	05/22/95	EPA 624	AXM	110-75-8	
trans-1,3-Dichloropropene	ND	ug/L	5	05/22/95	EPA 624	AXM	10061-02-6	
Toluene	6.7	ug/L	6	05/22/95	EPA 624	AXM	108-88-3	
cis-1,3-Dichloropropene	ND	ug/L	5	05/22/95	EPA 624	AXM	10061-01-5	
1,1,2-Trichloroethane	ND	ug/L	5	05/22/95	EPA 624	AXM	79-00-5	
Dibromochloromethane	ND	ug/L	5	05/22/95	EPA 624	AXM	124-48-1	
Tetrachloroethene	ND	ug/L	5	05/22/95	EPA 624	AXM	127-18-4	
Chlorobenzene	ND	ug/L	6	05/22/95	EPA 624	AXM	108-90-7	
Ethyl Benzene	11	ug/L	7.2	05/22/95	EPA 624	AXM	100-41-4	
Bromoform	ND	ug/L	5	05/22/95	EPA 624	AXM	75-25-2	
1,1,2,2-Tetrachloroethane	ND	ug/L	6.9	05/22/95	EPA 624	AXM	79-34-5	
1,3-Dichlorobenzene	ND	ug/L	5	05/22/95	EPA 624	AXM	541-73-1	
1,2-Dichlorobenzene	ND	ug/L	5	05/22/95	EPA 624	AXM	95-50-1	
1,4-Dichlorobenzene	ND	ug/L	5	05/22/95	EPA 624	AXM	106-46-7	
1,2-Dichloroethane-d4 (S)	99	%		05/22/95	EPA 624	AXM	17060-07-0	
Toluene-d8 (S)	98	%		05/22/95	EPA 624	AXM	2037-26-5	
4-Bromofluorobenzene (S)	90	%		05/22/95	EPA 624	AXM	460-00-4	



REPORT OF LABORATORY ANALYSIS

DATE: 06/05/95

PAGE: 6

PACE Project Number: 701604

Client Project ID: WPC ALAMEDA

ACE Sample No: 70118229 Date Collected: 05/17/95
 Client Sample ID: MW-5 (C) Date Received: 05/19/95

Parameters	Results	Units	PRL	Analyzed	Method	Analyst	CAS#	Footnotes
GC -- Volatiles								
GAS/BTEX by CA LUFT, Water								
Gasoline	51	ug/L	50	05/25/95	CA LUFT	LMD		
GC/MS -- VOA								
Volatile GC/MS by 624								
Chloromethane	ND	ug/L	5	05/22/95	EPA 624	AXM	74-87-3	
Vinyl Chloride	ND	ug/L	5	05/22/95	EPA 624	AXM	75-01-4	
Bromomethane	ND	ug/L	5	05/22/95	EPA 624	AXM	74-83-9	
Chloroethane	ND	ug/L	5	05/22/95	EPA 624	AXM	75-00-3	
1,1-Dichloroethene	ND	ug/L	5	05/22/95	EPA 624	AXM	75-35-4	
Methylene Chloride	ND	ug/L	5	05/22/95	EPA 624	AXM	75-09-2	
Trichlorofluoromethane	ND	ug/L	5	05/22/95	EPA 624	AXM	75-69-4	
trans-1,2-Dichloroethene	ND	ug/L	5	05/22/95	EPA 624	AXM	156-60-5	
1,1-Dichloroethane	19	ug/L	5	05/22/95	EPA 624	AXM	75-34-3	
Chloroform	ND	ug/L	5	05/22/95	EPA 624	AXM	67-66-3	
1,1,1-Trichloroethane	ND	ug/L	5	05/22/95	EPA 624	AXM	71-55-6	
1,2-Dichloroethane	ND	ug/L	5	05/22/95	EPA 624	AXM	107-06-2	
Carbon Tetrachloride	ND	ug/L	5	05/22/95	EPA 624	AXM	56-23-5	
Benzene	ND	ug/L	5	05/22/95	EPA 624	AXM	71-43-2	
1,2-Dichloropropane	ND	ug/L	6	05/22/95	EPA 624	AXM	78-87-5	
Trichloroethene	ND	ug/L	5	05/22/95	EPA 624	AXM	79-01-6	
Bromodichloromethane	ND	ug/L	5	05/22/95	EPA 624	AXM	75-27-4	
2-Chloroethyl Vinyl Ether	ND	ug/L	5	05/22/95	EPA 624	AXM	110-75-8	
trans-1,3-Dichloropropene	ND	ug/L	5	05/22/95	EPA 624	AXM	10061-02-6	
Toluene	ND	ug/L	6	05/22/95	EPA 624	AXM	108-88-3	
cis-1,3-Dichloropropene	ND	ug/L	5	05/22/95	EPA 624	AXM	10061-01-5	
1,1,2-Trichloroethane	ND	ug/L	5	05/22/95	EPA 624	AXM	79-00-5	
Dibromochloromethane	ND	ug/L	5	05/22/95	EPA 624	AXM	124-48-1	
Tetrachloroethene	ND	ug/L	5	05/22/95	EPA 624	AXM	127-18-4	
Chlorobenzene	ND	ug/L	6	05/22/95	EPA 624	AXM	108-90-7	
Ethyl Benzene	ND	ug/L	7.2	05/22/95	EPA 624	AXM	100-41-4	
Bromoform	ND	ug/L	5	05/22/95	EPA 624	AXM	75-25-2	
1,1,2,2-Tetrachloroethane	ND	ug/L	6.9	05/22/95	EPA 624	AXM	79-34-5	
1,3-Dichlorobenzene	ND	ug/L	5	05/22/95	EPA 624	AXM	541-73-1	
1,2-Dichlorobenzene	ND	ug/L	5	05/22/95	EPA 624	AXM	95-50-1	
1,4-Dichlorobenzene	ND	ug/L	5	05/22/95	EPA 624	AXM	106-46-7	
1,2-Dichloroethane-d4 (S)	104	%		05/22/95	EPA 624	AXM	17060-07-0	
Toluene-d8 (S)	94	%		05/22/95	EPA 624	AXM	2037-26-5	
4-Bromofluorobenzene (S)	92	%		05/22/95	EPA 624	AXM	460-00-4	



REPORT OF LABORATORY ANALYSIS

DATE: 06/05/95

PAGE: 7

PACE Project Number: 701604

Client Project ID: WPC ALAMEDA

PACE Sample No: 70118237 Date Collected: 05/17/95
 Client Sample ID: MW-6 (B) Date Received: 05/19/95

Parameters	Results	Units	PRL	Analyzed	Method	Analyst	CAS#	Footnotes
GC -- Volatiles								
GAS/BTEX by CA LUFT, Water								
Gasoline	59	ug/L	50	05/25/95	CA LUFT	LMD		
GC/MS -- VOA								
Volatile GC/MS by 624								
Chloromethane	ND	ug/L	5	05/22/95	EPA 624	AXM	74-87-3	
Vinyl Chloride	ND	ug/L	5	05/22/95	EPA 624	AXM	75-01-4	
Bromomethane	ND	ug/L	5	05/22/95	EPA 624	AXM	74-83-9	
Chloroethane	ND	ug/L	5	05/22/95	EPA 624	AXM	75-00-3	
1,1-Dichloroethene	ND	ug/L	5	05/22/95	EPA 624	AXM	75-35-4	
Methylene Chloride	ND	ug/L	5	05/22/95	EPA 624	AXM	75-09-2	
Trichlorofluoromethane	ND	ug/L	5	05/22/95	EPA 624	AXM	75-69-4	
trans-1,2-Dichloroethene	ND	ug/L	5	05/22/95	EPA 624	AXM	156-60-5	
1,1-Dichloroethane	10	ug/L	5	05/22/95	EPA 624	AXM	75-34-3	
Chloroform	ND	ug/L	5	05/22/95	EPA 624	AXM	67-66-3	
1,1,1-Trichloroethane	ND	ug/L	5	05/22/95	EPA 624	AXM	71-55-6	
1,2-Dichloroethane	ND	ug/L	5	05/22/95	EPA 624	AXM	107-06-2	
Carbon Tetrachloride	ND	ug/L	5	05/22/95	EPA 624	AXM	56-23-5	
Benzene	ND	ug/L	5	05/22/95	EPA 624	AXM	71-43-2	
1,2-Dichloropropane	ND	ug/L	6	05/22/95	EPA 624	AXM	78-87-5	
Trichloroethene	ND	ug/L	5	05/22/95	EPA 624	AXM	79-01-6	
Bromodichloromethane	ND	ug/L	5	05/22/95	EPA 624	AXM	75-27-4	
2-Chloroethyl Vinyl Ether	ND	ug/L	5	05/22/95	EPA 624	AXM	110-75-8	
trans-1,3-Dichloropropene	ND	ug/L	5	05/22/95	EPA 624	AXM	10061-02-6	
Toluene	ND	ug/L	6	05/22/95	EPA 624	AXM	108-88-3	
cis-1,3-Dichloropropene	ND	ug/L	5	05/22/95	EPA 624	AXM	10061-01-5	
1,1,2-Trichloroethane	ND	ug/L	5	05/22/95	EPA 624	AXM	79-00-5	
Dibromochloromethane	ND	ug/L	5	05/22/95	EPA 624	AXM	124-48-1	
Tetrachloroethene	ND	ug/L	5	05/22/95	EPA 624	AXM	127-18-4	
Chlorobenzene	ND	ug/L	6	05/22/95	EPA 624	AXM	108-90-7	
Ethyl Benzene	ND	ug/L	7.2	05/22/95	EPA 624	AXM	100-41-4	
Bromoform	ND	ug/L	5	05/22/95	EPA 624	AXM	75-25-2	
1,1,2,2-Tetrachloroethane	ND	ug/L	6.9	05/22/95	EPA 624	AXM	79-34-5	
1,3-Dichlorobenzene	ND	ug/L	5	05/22/95	EPA 624	AXM	541-73-1	
1,2-Dichlorobenzene	ND	ug/L	5	05/22/95	EPA 624	AXM	95-50-1	
1,4-Dichlorobenzene	ND	ug/L	5	05/22/95	EPA 624	AXM	106-46-7	
1,2-Dichloroethane-d4 (S)	101	%		05/22/95	EPA 624	AXM	17060-07-0	
Toluene-d8 (S)	95	%		05/22/95	EPA 624	AXM	2037-26-5	
4-Bromofluorobenzene (S)	91	%		05/22/95	EPA 624	AXM	460-00-4	



REPORT OF LABORATORY ANALYSIS

DATE: 06/05/95
PAGE: 8

PACE Project Number: 701604
Client Project ID: WPC ALAMEDA

PACE Sample No: 70118245 Date Collected: 05/17/95
Client Sample ID: MW-7 (K) Date Received: 05/19/95

Parameters	Results	Units	PRL	Analyzed	Method	Analyst	CAS#	Footnotes
GC								
TPH in Water by 8015 Modified								
Diesel Fuel	6.1	mg/L	0.048	05/24/95	TPH by EPA 8015M	DLA		
n-Pentacosane (S)	0	%		05/24/95	TPH by EPA 8015M	DLA	629-99-2	1
Date Extracted				05/22/95				

PACE Sample No: 70118252 Date Collected: 05/17/95
Client Sample ID: MW-9 (F) Date Received: 05/19/95

Parameters	Results	Units	PRL	Analyzed	Method	Analyst	CAS#	Footnotes
GC -- Volatiles								
GAS/BTEX by CA LUFT, Water								
Gasoline	7000	ug/L	2500	05/25/95	CA LUFT	LMD		
GC/MS -- VOA								
Volatile GC/MS by 624								
Chloromethane	ND	ug/L	5	05/22/95	EPA 624	AXM	74-87-3	
Vinyl Chloride	ND	ug/L	5	05/22/95	EPA 624	AXM	75-01-4	
Bromomethane	ND	ug/L	5	05/22/95	EPA 624	AXM	74-83-9	
Chloroethane	ND	ug/L	5	05/22/95	EPA 624	AXM	75-00-3	
1,1-Dichloroethene	ND	ug/L	5	05/22/95	EPA 624	AXM	75-35-4	
Methylene Chloride	ND	ug/L	5	05/22/95	EPA 624	AXM	75-09-2	
Trichlorofluoromethane	ND	ug/L	5	05/22/95	EPA 624	AXM	75-69-4	
trans-1,2-Dichloroethene	ND	ug/L	5	05/22/95	EPA 624	AXM	156-60-5	
1,1-Dichloroethane	6.3	ug/L	5	05/22/95	EPA 624	AXM	75-34-3	
Chloroform	ND	ug/L	5	05/22/95	EPA 624	AXM	67-66-3	
1,1,1-Trichloroethane	ND	ug/L	5	05/22/95	EPA 624	AXM	71-55-6	
1,2-Dichloroethane	ND	ug/L	5	05/22/95	EPA 624	AXM	107-06-2	
Carbon Tetrachloride	ND	ug/L	5	05/22/95	EPA 624	AXM	56-23-5	
Benzene	440	ug/L	50	05/22/95	EPA 624	AXM	71-43-2	
1,2-Dichloropropane	ND	ug/L	6	05/22/95	EPA 624	AXM	78-87-5	
Trichloroethene	ND	ug/L	5	05/22/95	EPA 624	AXM	79-01-6	
Bromodichloromethane	ND	ug/L	5	05/22/95	EPA 624	AXM	75-27-4	
2-Chloroethyl Vinyl Ether	ND	ug/L	5	05/22/95	EPA 624	AXM	110-75-8	
trans-1,3-Dichloropropene	ND	ug/L	5	05/22/95	EPA 624	AXM	10061-02-6	
Toluene	9	ug/L	6	05/22/95	EPA 624	AXM	108-88-3	
cis-1,3-Dichloropropene	ND	ug/L	5	05/22/95	EPA 624	AXM	10061-01-5	
1,1,2-Trichloroethane	ND	ug/L	5	05/22/95	EPA 624	AXM	79-00-5	
Dibromochloromethane	ND	ug/L	5	05/22/95	EPA 624	AXM	124-48-1	



REPORT OF LABORATORY ANALYSIS

DATE: 06/05/95

PAGE: 9

PACE Project Number: 701604

Client Project ID: WPC ALAMEDA

ACE Sample No: 70118252 Date Collected: 05/17/95
 Client Sample ID: MW-9 (F) Date Received: 05/19/95

Parameters	Results	Units	PRL	Analyzed	Method	Analyst	CAS#	Footnotes
Tetrachloroethene	ND	ug/L	5	05/22/95	EPA 624	AXM	127-18-4	
Chlorobenzene	ND	ug/L	6	05/22/95	EPA 624	AXM	108-90-7	
Ethyl Benzene	200	ug/L	7.2	05/22/95	EPA 624	AXM	100-41-4	
Bromoform	ND	ug/L	5	05/22/95	EPA 624	AXM	75-25-2	
1,1,2,2-Tetrachloroethane	ND	ug/L	6.9	05/22/95	EPA 624	AXM	79-34-5	
1,3-Dichlorobenzene	ND	ug/L	5	05/22/95	EPA 624	AXM	541-73-1	
1,2-Dichlorobenzene	ND	ug/L	5	05/22/95	EPA 624	AXM	95-50-1	
1,4-Dichlorobenzene	ND	ug/L	5	05/22/95	EPA 624	AXM	106-46-7	
1,2-Dichloroethane-d4 (S)	95	%		05/22/95	EPA 624	AXM	17060-07-0	
Toluene-d8 (S)	95	%		05/22/95	EPA 624	AXM	2037-26-5	
4-Bromofluorobenzene (S)	88	%		05/22/95	EPA 624	AXM	460-00-4	

ACE Sample No: 70118278 Date Collected: 05/17/95
 Client Sample ID: MW-11 (I) Date Received: 05/19/95

Parameters	Results	Units	PRL	Analyzed	Method	Analyst	CAS#	Footnotes
GC -- Volatiles								
GAS/BTEX by CA LUFT, Water								
Gasoline	ND	ug/L	50	05/22/95	CA LUFT	MDW		
GC/MS -- VOA								
Volatile GC/MS by 624								
Chloromethane	ND	ug/L	5	05/22/95	EPA 624	AXM	74-87-3	
Vinyl Chloride	ND	ug/L	5	05/22/95	EPA 624	AXM	75-01-4	
Bromomethane	ND	ug/L	5	05/22/95	EPA 624	AXM	74-83-9	
Chloroethane	ND	ug/L	5	05/22/95	EPA 624	AXM	75-00-3	
1,1-Dichloroethene	ND	ug/L	5	05/22/95	EPA 624	AXM	75-35-4	
Methylene Chloride	ND	ug/L	5	05/22/95	EPA 624	AXM	75-09-2	
Trichlorofluoromethane	ND	ug/L	5	05/22/95	EPA 624	AXM	75-69-4	
trans-1,2-Dichloroethene	ND	ug/L	5	05/22/95	EPA 624	AXM	156-60-5	
1,1-Dichloroethane	ND	ug/L	5	05/22/95	EPA 624	AXM	75-34-3	
Chloroform	ND	ug/L	5	05/22/95	EPA 624	AXM	67-66-3	
1,1,1-Trichloroethane	ND	ug/L	5	05/22/95	EPA 624	AXM	71-55-6	
1,2-Dichloroethane	ND	ug/L	5	05/22/95	EPA 624	AXM	107-06-2	
Carbon Tetrachloride	ND	ug/L	5	05/22/95	EPA 624	AXM	56-23-5	
Benzene	ND	ug/L	5	05/22/95	EPA 624	AXM	71-43-2	
1,2-Dichloropropane	ND	ug/L	6	05/22/95	EPA 624	AXM	78-87-5	
Trichloroethene	ND	ug/L	5	05/22/95	EPA 624	AXM	79-01-6	
Bromodichloromethane	ND	ug/L	5	05/22/95	EPA 624	AXM	75-27-4	



REPORT OF LABORATORY ANALYSIS

DATE: 06/05/95

PAGE: 10

PACE Project Number: 701604

Client Project ID: WPC ALAMEDA

ACE Sample No: 70118278 Date Collected: 05/17/95
 Client Sample ID: MW-11 (I) Date Received: 05/19/95

Parameters	Results	Units	PRL	Analyzed	Method	Analyst	CAS#	Footnotes
2-Chloroethyl Vinyl Ether	ND	ug/L	5	05/22/95	EPA 624	AXM	110-75-8	
trans-1,3-Dichloropropene	ND	ug/L	5	05/22/95	EPA 624	AXM	10061-02-6	
Toluene	ND	ug/L	6	05/22/95	EPA 624	AXM	108-88-3	
cis-1,3-Dichloropropene	ND	ug/L	5	05/22/95	EPA 624	AXM	10061-01-5	
1,1,2-Trichloroethane	ND	ug/L	5	05/22/95	EPA 624	AXM	79-00-5	
Dibromochloromethane	ND	ug/L	5	05/22/95	EPA 624	AXM	124-48-1	
Tetrachloroethene	ND	ug/L	5	05/22/95	EPA 624	AXM	127-18-4	
Chlorobenzene	ND	ug/L	6	05/22/95	EPA 624	AXM	108-90-7	
Ethyl Benzene	ND	ug/L	7.2	05/22/95	EPA 624	AXM	100-41-4	
Bromoform	ND	ug/L	5	05/22/95	EPA 624	AXM	75-25-2	
1,1,2,2-Tetrachloroethane	ND	ug/L	6.9	05/22/95	EPA 624	AXM	79-34-5	
1,3-Dichlorobenzene	ND	ug/L	5	05/22/95	EPA 624	AXM	541-73-1	
1,2-Dichlorobenzene	ND	ug/L	5	05/22/95	EPA 624	AXM	95-50-1	
1,4-Dichlorobenzene	ND	ug/L	5	05/22/95	EPA 624	AXM	106-46-7	
1,2-Dichloroethane-d4 (S)	101	%		05/22/95	EPA 624	AXM	17060-07-0	
Toluene-d8 (S)	94	%		05/22/95	EPA 624	AXM	2037-26-5	
4-Bromofluorobenzene (S)	92	%		05/22/95	EPA 624	AXM	460-00-4	

ACE Sample No: 70118286 Date Collected: 05/17/95
 Client Sample ID: MW-12 (G) Date Received: 05/19/95

Parameters	Results	Units	PRL	Analyzed	Method	Analyst	CAS#	Footnotes
GC -- Volatiles								
GAS/BTEX by CA LUFT, Water								
Gasoline	ND	ug/L	50	05/22/95	CA LUFT	MDW		
GC/MS -- VOA								
Volatile GC/MS by 624								
Chloromethane	ND	ug/L	5	05/22/95	EPA 624	AXM	74-87-3	
Vinyl Chloride	ND	ug/L	5	05/22/95	EPA 624	AXM	75-01-4	
Bromomethane	ND	ug/L	5	05/22/95	EPA 624	AXM	74-83-9	
Chloroethane	ND	ug/L	5	05/22/95	EPA 624	AXM	75-00-3	
1,1-Dichloroethene	ND	ug/L	5	05/22/95	EPA 624	AXM	75-35-4	
Methylene Chloride	ND	ug/L	5	05/22/95	EPA 624	AXM	75-09-2	
Trichlorofluoromethane	ND	ug/L	5	05/22/95	EPA 624	AXM	75-69-4	
trans-1,2-Dichloroethene	ND	ug/L	5	05/22/95	EPA 624	AXM	156-60-5	
1,1-Dichloroethane	7.6	ug/L	5	05/22/95	EPA 624	AXM	75-34-3	
Chloroform	ND	ug/L	5	05/22/95	EPA 624	AXM	67-66-3	
1,1,1-Trichloroethane	ND	ug/L	5	05/22/95	EPA 624	AXM	71-55-6	



REPORT OF LABORATORY ANALYSIS

DATE: 06/05/95

PAGE: 11

PACE Project Number: 701604

Client Project ID: WPC ALAMEDA

PACE Sample No: 70118286 Date Collected: 05/17/95
 Client Sample ID: MW-12 (G) Date Received: 05/19/95

Parameters	Results	Units	PRL	Analyzed	Method	Analyst	CAS#	Footnotes
1,2-Dichloroethane	ND	ug/L	5	05/22/95	EPA 624	AXM	107-06-2	
Carbon Tetrachloride	ND	ug/L	5	05/22/95	EPA 624	AXM	56-23-5	
Benzene	ND	ug/L	5	05/22/95	EPA 624	AXM	71-43-2	
1,2-Dichloropropane	ND	ug/L	6	05/22/95	EPA 624	AXM	78-87-5	
Trichloroethene	ND	ug/L	5	05/22/95	EPA 624	AXM	79-01-6	
Bromodichloromethane	ND	ug/L	5	05/22/95	EPA 624	AXM	75-27-4	
2-Chloroethyl Vinyl Ether	ND	ug/L	5	05/22/95	EPA 624	AXM	110-75-8	
trans-1,3-Dichloropropene	ND	ug/L	5	05/22/95	EPA 624	AXM	10061-02-6	
Toluene	ND	ug/L	6	05/22/95	EPA 624	AXM	108-88-3	
cis-1,3-Dichloropropene	ND	ug/L	5	05/22/95	EPA 624	AXM	10061-01-5	
1,1,2-Trichloroethane	ND	ug/L	5	05/22/95	EPA 624	AXM	79-00-5	
Dibromochloromethane	ND	ug/L	5	05/22/95	EPA 624	AXM	124-48-1	
Tetrachloroethene	ND	ug/L	5	05/22/95	EPA 624	AXM	127-18-4	
Chlorobenzene	ND	ug/L	6	05/22/95	EPA 624	AXM	108-90-7	
Ethyl Benzene	ND	ug/L	7.2	05/22/95	EPA 624	AXM	100-41-4	
Bromoform	ND	ug/L	5	05/22/95	EPA 624	AXM	75-25-2	
1,1,2,2-Tetrachloroethane	ND	ug/L	6.9	05/22/95	EPA 624	AXM	79-34-5	
1,3-Dichlorobenzene	ND	ug/L	5	05/22/95	EPA 624	AXM	541-73-1	
1,2-Dichlorobenzene	ND	ug/L	5	05/22/95	EPA 624	AXM	95-50-1	
1,4-Dichlorobenzene	ND	ug/L	5	05/22/95	EPA 624	AXM	106-46-7	
1,2-Dichloroethane-d4 (S)	99	%		05/22/95	EPA 624	AXM	17060-07-0	
Toluene-d8 (S)	93	%		05/22/95	EPA 624	AXM	2037-26-5	
4-Bromofluorobenzene (S)	90	%		05/22/95	EPA 624	AXM	460-00-4	

PACE Sample No: 70119680 Date Collected: 05/17/95
 Client Sample ID: MW-10 Date Received: 05/19/95

Parameters	Results	Units	PRL	Analyzed	Method	Analyst	CAS#	Footnotes
GC -- Volatiles								
GAS/BTEX by CA LUFT, Water								
Gasoline	ND	ug/L	50	05/24/95	CA LUFT	LMD		
a,a,a-Trifluorotoluene (S)	100	%		05/24/95	CA LUFT	LMD	2164-17-2	
4-Bromofluorobenzene (S)	95	%		05/24/95	CA LUFT	LMD	460-00-4	
GC/MS -- VOA								
Volatile GC/MS by 624								
Chloromethane	ND	ug/L	5	05/25/95	EPA 624	AXM	74-87-3	
Vinyl Chloride	ND	ug/L	5	05/25/95	EPA 624	AXM	75-01-4	
Bromomethane	ND	ug/L	5	05/25/95	EPA 624	AXM	74-83-9	



REPORT OF LABORATORY ANALYSIS

DATE: 06/05/95

PAGE: 12

PACE Project Number: 701604

Client Project ID: WPC ALAMEDA

ACE Sample No: 70119680 Date Collected: 05/17/95
 Client Sample ID: MW-10 Date Received: 05/19/95

Parameters	Results	Units	PRL	Analyzed	Method	Analyst	CAS#	Footnotes
Chloroethane	ND	ug/L	5	05/25/95	EPA 624	AXM	75-00-3	
1,1-Dichloroethene	ND	ug/L	5	05/25/95	EPA 624	AXM	75-35-4	
Methylene Chloride	ND	ug/L	5	05/25/95	EPA 624	AXM	75-09-2	
Trichlorofluoromethane	ND	ug/L	5	05/25/95	EPA 624	AXM	75-69-4	
trans-1,2-Dichloroethene	ND	ug/L	5	05/25/95	EPA 624	AXM	156-60-5	
1,1-Dichloroethane	ND	ug/L	5	05/25/95	EPA 624	AXM	75-34-3	
Chloroform	ND	ug/L	5	05/25/95	EPA 624	AXM	67-66-3	
1,1,1-Trichloroethane	ND	ug/L	5	05/25/95	EPA 624	AXM	71-55-6	
1,2-Dichloroethane	ND	ug/L	5	05/25/95	EPA 624	AXM	107-06-2	
Carbon Tetrachloride	ND	ug/L	5	05/25/95	EPA 624	AXM	56-23-5	
Benzene	ND	ug/L	5	05/25/95	EPA 624	AXM	71-43-2	
1,2-Dichloropropane	ND	ug/L	6	05/25/95	EPA 624	AXM	78-87-5	
Trichloroethene	ND	ug/L	5	05/25/95	EPA 624	AXM	79-01-6	
Bromodichloromethane	ND	ug/L	5	05/25/95	EPA 624	AXM	75-27-4	
2-Chloroethyl Vinyl Ether	ND	ug/L	5	05/25/95	EPA 624	AXM	110-75-8	
trans-1,3-Dichloropropene	ND	ug/L	5	05/25/95	EPA 624	AXM	10061-02-6	
Toluene	ND	ug/L	6	05/25/95	EPA 624	AXM	108-88-3	
cis-1,3-Dichloropropene	ND	ug/L	5	05/25/95	EPA 624	AXM	10061-01-5	
1,1,2-Trichloroethane	ND	ug/L	5	05/25/95	EPA 624	AXM	79-00-5	
Dibromochloromethane	ND	ug/L	5	05/25/95	EPA 624	AXM	124-48-1	
Tetrachloroethene	ND	ug/L	5	05/25/95	EPA 624	AXM	127-18-4	
Chlorobenzene	ND	ug/L	6	05/25/95	EPA 624	AXM	108-90-7	
Ethyl Benzene	ND	ug/L	7.2	05/25/95	EPA 624	AXM	100-41-4	
Bromoform	ND	ug/L	5	05/25/95	EPA 624	AXM	75-25-2	
1,1,2,2-Tetrachloroethane	ND	ug/L	6.9	05/25/95	EPA 624	AXM	79-34-5	
1,3-Dichlorobenzene	ND	ug/L	5	05/25/95	EPA 624	AXM	541-73-1	
1,2-Dichlorobenzene	ND	ug/L	5	05/25/95	EPA 624	AXM	95-50-1	
1,4-Dichlorobenzene	ND	ug/L	5	05/25/95	EPA 624	AXM	106-46-7	
1,2-Dichloroethane-d4 (S)	98	%		05/25/95	EPA 624	AXM	17060-07-0	
Toluene-d8 (S)	102	%		05/25/95	EPA 624	AXM	2037-26-5	
4-Bromofluorobenzene (S)	97	%		05/25/95	EPA 624	AXM	460-00-4	



ENVIRONMENTAL LABORATORIES

REPORT OF LABORATORY ANALYSIS

DATE: 06/05/95

PAGE: 13

PACE Project Number: 701604

Client Project ID: WPC ALAMEDA

PARAMETER FOOTNOTES

ND Not Detected
NC Not Calculable
PRL PACE Reporting Limit
(S) Surrogate
[1] A light oil is possibly present as well as diesel.



ENVIRONMENTAL LABORATORIES

QUALITY CONTROL DATA

REPORT OF LABORATORY ANALYSIS

DATE: 06/05/95

PAGE: 14

West & Associates
12 Peppere11 Court
Macaville, CA 95688

PACE Project Number: 701604
Client Project ID: WPC ALAMEDA

Attn: Mr. Brian West
Phone: (707)451-1360

QC Batch ID: 2877 QC Batch Method: EPA 3520 Date of Batch: 05/02/95
Associated PACE Samples: 70118245

METHOD BLANK: 70118872
Associated PACE Samples:
70118245

Parameter	Units	Method Blank Result	PRL	Footnotes
Diesel Fuel	mg/L	ND	0.05	
n-Pentacosane (S)	%	102		

LABORATORY CONTROL SAMPLE & LCSD: 70100250 70100268

Parameter	Units	70100250		70100268		Spike Dup		Footnotes
		Spike Conc.	LCS Result	Spike % Rec	LCSD Result	% Rec	RPD	
Diesel Fuel	mg/L	1	0.64	64	0.62	62	3	
n-Pentacosane (S)				107		106		

↑
Acceptable range for PACE
is 18-174% recovery



ENVIRONMENTAL LABORATORIES

QUALITY CONTROL DATA

REPORT OF LABORATORY ANALYSIS

DATE: 06/05/95

PAGE: 15

West & Associates
12 Peppere11 Court
Macaville, CA 95688

PACE Project Number: 701604
Client Project ID: WPC ALAMEDA

Attn: Mr. Brian West
Phone: (707)451-1360

QC Batch ID: 3257 QC Batch Method: EPA 625 CLLE
Associated PACE Samples: 70118195 70118203

Date of Batch: 05/15/95

METHOD BLANK: 70118864

Associated PACE Samples:

70118195 70118203

Parameter	Units	Method Blank Result	PRL	Footnotes
Naphthalene	ug/L	ND	5	
Nitrobenzene-d5 (S)	%	70		
2-Fluorobiphenyl (S)	%	67		
Terphenyl-d14 (S)	%	86		
Phenol-d5 (S)	%	73		
2-Fluorophenol (S)	%	61		
2,4,6-Tribromophenol (S)	%	74		

LABORATORY CONTROL SAMPLE & LCSD: 70113154

70113162

Parameter	Units	Spike Conc.	LCS Result	Spike		Footnotes
				% Rec	LCSD Result	
Naphthalene	ug/L	100	59	59%		
Nitrobenzene-d5 (S)				53		
2-Fluorobiphenyl (S)				55		
Terphenyl-d14 (S)				69		
Phenol-d5 (S)				30		
2-Fluorophenol (S)				31		
2,4,6-Tribromophenol (S)				33		

*Only 59%. Is that okay?
According to Ron Chew,
the acceptable range for
PACE for this control is
121 - 131%*



REPORT OF LABORATORY ANALYSIS

QUALITY CONTROL DATA

DATE: 06/05/95

PAGE: 16

West & Associates
12 Pepperell Court
Vacaville, CA 95688

PACE Project Number: 701604
Client Project ID: WPC ALAMEDA

Attn: Mr. Brian West
Phone: (707)451-1360

QC Batch ID: 3425 QC Batch Method: EPA 624 Date of Batch: 05/22/95
Associated PACE Samples: 70118187 70118195 70118203 70118211 70118229
70118237 70118252 70118278 70118286 70119680

METHOD BLANK: 70118666
Associated PACE Samples: 70118187 70118195 70118203 70118211 70118229 70118237 70118252
70118260 70118278 70118286

Table with columns: Parameter, Units, Method Blank Result, PRL, Footnotes. Lists various chemical compounds and their detection results (ND) and PRL values (5 or 6).



ENVIRONMENTAL LABORATORIES

QUALITY CONTROL DATA

REPORT OF LABORATORY ANALYSIS

DATE: 06/05/95

PAGE: 17

PACE Project Number: 701604

Client Project ID: WPC ALAMEDA

METHOD BLANK: 70118666

Associated PACE Samples:

70118187	70118195	70118203	70118211	70118229	70118237	70118252
70118260	70118278	70118286				

Parameter	Units	Method	PRL	Footnotes
		Blank Result		
Chlorobenzene	ug/L	ND	6	
Ethyl Benzene	ug/L	ND	7.2	
Bromoform	ug/L	ND	5	
1,1,2,2-Tetrachloroethane	ug/L	ND	6.9	
1,3-Dichlorobenzene	ug/L	ND	5	
1,2-Dichlorobenzene	ug/L	ND	5	
1,4-Dichlorobenzene	ug/L	ND	5	
1,2-Dichloroethane-d4 (S)	%	100		
Toluene-d8 (S)	%	95		
4-Bromofluorobenzene (S)	%	92		

METHOD BLANK: 70121751

Associated PACE Samples:

70119680

Parameter	Units	Method	PRL	Footnotes
		Blank Result		
Chloromethane	ug/L	ND	5	
Vinyl Chloride	ug/L	ND	5	
Bromomethane	ug/L	ND	5	
Chloroethane	ug/L	ND	5	
1,1-Dichloroethene	ug/L	ND	5	
Methylene Chloride	ug/L	ND	5	
Trichlorofluoromethane	ug/L	ND	5	
trans-1,2-Dichloroethene	ug/L	ND	5	
1,1-Dichloroethane	ug/L	ND	5	
Chloroform	ug/L	ND	5	
1,1,1-Trichloroethane	ug/L	ND	5	
1,2-Dichloroethane	ug/L	ND	5	
Carbon Tetrachloride	ug/L	ND	5	
Benzene	ug/L	ND	5	
1,2-Dichloropropane	ug/L	ND	6	
Trichloroethene	ug/L	ND	5	
Bromodichloromethane	ug/L	ND	5	
2-Chloroethyl Vinyl Ether	ug/L	ND	5	



REPORT OF LABORATORY ANALYSIS

QUALITY CONTROL DATA

DATE: 06/05/95

PAGE: 18

PACE Project Number: 701604

Client Project ID: WPC ALAMEDA

METHOD BLANK: 70121751

Associated PACE Samples:

70119680

Parameter	Units	Method Blank		Footnotes
		Result	PRL	
trans-1,3-Dichloropropene	ug/L	ND	5	
Toluene	ug/L	ND	6	
cis-1,3-Dichloropropene	ug/L	ND	5	
1,1,2-Trichloroethane	ug/L	ND	5	
Dibromochloromethane	ug/L	ND	5	
Tetrachloroethene	ug/L	ND	5	
Chlorobenzene	ug/L	ND	6	
Ethyl Benzene	ug/L	ND	7.2	
Bromoform	ug/L	ND	5	
1,1,2,2-Tetrachloroethane	ug/L	ND	6.9	
1,3-Dichlorobenzene	ug/L	ND	5	
1,2-Dichlorobenzene	ug/L	ND	5	
1,4-Dichlorobenzene	ug/L	ND	5	
1,2-Dichloroethane-d4 (S)	%	96		
Toluene-d8 (S)	%	100		
4-Bromofluorobenzene (S)	%	97		

MATRIX SPIKE: 70118724

Parameter	Units	Matrix Spike				Footnotes
		70118728	Spike Conc.	Spike Result	Spike % Rec	
Chloromethane	ug/L	ND	20	25	124	
Vinyl Chloride	ug/L	ND	20	23	114	
Bromomethane	ug/L	ND	20	21	106	
Chloroethane	ug/L	ND	20	23	117	
1,1-Dichloroethene	ug/L	ND	20	21	104	
Methylene Chloride	ug/L	ND	20	19	96	
Trichlorofluoromethane	ug/L	ND	20	22	111	
trans-1,2-Dichloroethene	ug/L	ND	20	21	104	
1,1-Dichloroethane	ug/L	ND	20	20	101	
Chloroform	ug/L	ND	20	20	99	
1,1,1-Trichloroethane	ug/L	ND	20	20	101	
1,2-Dichloroethane	ug/L	ND	20	19	96	
Carbon Tetrachloride	ug/L	ND	20	19	93	
Benzene	ug/L	ND	20	21	104	
1,2-Dichloropropane	ug/L	ND	20	18	92	
Trichloroethene	ug/L	ND	20	21	107	



ENVIRONMENTAL LABORATORIES

QUALITY CONTROL DATA

REPORT OF LABORATORY ANALYSIS

DATE: 06/05/95

PAGE: 19

PACE Project Number: 701604

Client Project ID: WPC ALAMEDA

MATRIX SPIKE: 70118724

Parameter	Units	70118278	Matrix		Footnotes
			Spike Conc.	Spike Result	
Bromodichloromethane	ug/L	ND	20	18	90
2-Chloroethyl Vinyl Ether	ug/L	ND	20	ND	0
trans-1,3-Dichloropropene	ug/L	ND	20	19	93
Toluene	ug/L	ND	20	20	100
cis-1,3-Dichloropropene	ug/L	ND	20	19	96
1,1,2-Trichloroethane	ug/L	ND	20	19	94
Dibromochloromethane	ug/L	ND	20	18	91
Tetrachloroethene	ug/L	ND	20	20	102
Chlorobenzene	ug/L	ND	20	21	106
Ethyl Benzene	ug/L	ND	20	21	104
Bromoform	ug/L	ND	20	17	87
1,1,1,2-Tetrachloroethane	ug/L	ND	20	17	87
1,3-Dichlorobenzene	ug/L	ND	20	19	95
1,2-Dichlorobenzene	ug/L	ND	20	19	97
1,4-Dichlorobenzene	ug/L	ND	20	19	94
1,2-Dichloroethane-d4 (S)					97
Toluene-d8 (S)					90
4-Bromofluorobenzene (S)					87

LABORATORY CONTROL SAMPLE: 70118682

Parameter	Units	Spike Conc.	LCS Result	Spike	
				% Rec	Footnotes
Chloromethane	ug/L	20	25	124	
Vinyl Chloride	ug/L	20	22	112	
Bromomethane	ug/L	20	21	106	
Chloroethane	ug/L	20	23	114	
1,1-Dichloroethene	ug/L	20	20	102	
Methylene Chloride	ug/L	20	19	95	
Trichlorofluoromethane	ug/L	20	22	109	
trans-1,2-Dichloroethene	ug/L	20	20	101	
1,1-Dichloroethane	ug/L	20	20	100	
Chloroform	ug/L	20	19	97	
1,1,1-Trichloroethane	ug/L	20	20	100	
1,2-Dichloroethane	ug/L	20	19	94	
Carbon Tetrachloride	ug/L	20	19	93	
Benzene	ug/L	20	21	104	
1,2-Dichloropropane	ug/L	20	18	91	
Trichloroethene	ug/L	20	22	108	
Bromodichloromethane	ug/L	20	18	88	



ENVIRONMENTAL LABORATORIES

QUALITY CONTROL DATA

REPORT OF LABORATORY ANALYSIS

DATE: 06/05/95

PAGE: 20

PACE Project Number: 701604

Client Project ID: WPC ALAMEDA

LABORATORY CONTROL SAMPLE: 70118682

Parameter	Units	Spike Conc.	LCS Result	Spike % Rec	Footnotes
2-Chloroethyl Vinyl Ether	ug/L	20	23	116	
trans-1,3-Dichloropropene	ug/L	20	18	92	
Toluene	ug/L	20	20	100	
cis-1,3-Dichloropropene	ug/L	20	19	94	
1,1,2-Trichloroethane	ug/L	20	18	92	
Dibromochloromethane	ug/L	20	18	90	
Tetrachloroethene	ug/L	20	20	103	
Chlorobenzene	ug/L	20	21	104	
Ethyl Benzene	ug/L	20	20	101	
Bromoform	ug/L	20	17	85	
1,1,2,2-Tetrachloroethane	ug/L	20	17	84	
1,3-Dichlorobenzene	ug/L	20	18	92	
1,2-Dichlorobenzene	ug/L	20	19	94	
1,4-Dichlorobenzene	ug/L	20	18	91	
1,2-Dichloroethane-d4 (S)				93	
Toluene-d8 (S)				90	
1-Bromofluorobenzene (S)				87	



ENVIRONMENTAL LABORATORIES

REPORT OF LABORATORY ANALYSIS

QUALITY CONTROL DATA

DATE: 06/05/95

PAGE: 21

West & Associates
12 Pepperell Court
Sacramento, CA 95688

PACE Project Number: 701604
Client Project ID: WPC ALAMEDA

Attn: Mr. Brian West
Phone: (707)451-1360

QC Batch ID: 3429	QC Batch Method: CA LUFT				Date of Batch: 05/22/95
Associated PACE Samples:	70118187	70118195	70118203	70118211	70118229
	70118237	70118252	70118278	70118286	

METHOD BLANK: 70118815

Associated PACE Samples:

	70118187	70118278	70118286	
		Method Blank		
Parameter	Units	Result	PRL	Footnotes
Gasoline	ug/L	ND	50	

METHOD BLANK: 70121645

Associated PACE Samples:

	70118195	70118203	70118211	70118229	70118237	70118252
		Method Blank				
Parameter	Units	Result	PRL	Footnotes		
Gasoline	ug/L	ND	50			

MATRIX SPIKE & MATRIX SPIKE DUPLICATE: 70123393 70123401

			Matrix Spike	Matrix Spike	Matrix Spike	Matrix Sp. Dup.	Matrix Spike Dup		
Parameter	Units	70118088 Conc.	Conc.	Result	% Rec	Result	% Rec	RPD	Footnotes
Gasoline	ug/L	ND	1000	1100	111	1100	110	1	

LABORATORY CONTROL SAMPLE & LCSD: 70118823 70118831

		Spike	LCS	Spike	LCSD	Spike		
Parameter	Units	Conc.	Result	% Rec	Result	% Rec	RPD	Footnotes
Gasoline	ug/L	1000	1100	106	1000	105	1	



REPORT OF LABORATORY ANALYSIS

QUALITY CONTROL DATA

DATE: 06/05/95

PAGE: 22

West & Associates
 12 Pepperell Court
 Vacaville, CA 95688

PACE Project Number: 701604
 Client Project ID: WPC ALAMEDA

Attn: Mr. Brian West
 Phone: (707)451-1360

QC Batch ID: 3452
 Associated PACE Samples: 70119680

QC Batch Method: CA LUFT

Date of Batch: 05/23/95

METHOD BLANK: 70120787

Associated PACE Samples:
 70119680

Parameter	Units	Method Blank Result	PRL	Footnotes
Gasoline	ug/L	ND	50	
1,1,1-Trifluorotoluene (S)	%	99		
4-Bromofluorobenzene (S)	%	97		

MATRIX SPIKE & MATRIX SPIKE DUPLICATE: 70120761 70120779

Parameter	Units	70119680	70120761	70120779	Matrix Spike % Rec	Matrix Sp. Dup. Result	Spike Dup % Rec	RPD	Footnotes
1,1,1-Trifluorotoluene (S)					98		98		
4-Bromofluorobenzene (S)					95		93		

LABORATORY CONTROL SAMPLE & LCSD: 70119706 70119714

Parameter	Units	70119706	70119714	Spike % Rec	LCSD Result	Spike Dup % Rec	RPD	Footnotes
1,1,1-Trifluorotoluene (S)				96		99		
4-Bromofluorobenzene (S)				93		95		



ENVIRONMENTAL LABORATORIES

REPORT OF LABORATORY ANALYSIS

DATE: 06/05/95
PAGE: 23

PACE Project Number: 701604
Client Project ID: WPC ALAMEDA

QUALITY CONTROL DATA PARAMETER FOOTNOTES

The Quality Control Sample Final Results listed above have been rounded to reflect an appropriate number of significant figures. Consistent with EPA guidelines unrounded concentrations have been used to calculate % Rec and RPD values.

- ND Not Detected
- NC Not Calculable
- PRL PACE Reporting Limit
- RPD Relative Percent Difference
- (S) Surrogate