



ENVIRONMENTAL AUDIT, INC.®

1000-A ORTEGA WAY • PLACENTIA, CA 92670-7125

714/632-8521 • FAX: 714/632-6754

September 30, 1996

Project No. 1233

Ms. Eva Chu
Alameda County Health Care Services
Department of Environmental Health
Environmental Protection Division
1131 Harbor Bay Parkway, #250
Alameda, CA 94502-6577

*Monitored physiochem only run in well
B-12. Shouldnt this also
be run in a clean' background
well?*

Can probably do PBCA for closure.

**RE: GROUND WATER MONITORING REPORT
THIRD QUARTER 1996
Montgomery Ward Auto Service Center
7575 Dublin Boulevard, Dublin, California**

Dear Ms. Chu:

Enclosed herewith are two copies of our report entitled, "Ground Water Monitoring Report, Third Quarter 1996, Montgomery Ward Auto Service Center, 7575 Dublin Boulevard, Dublin, California," dated September 30, 1996.

Please call the undersigned if you have any questions or need additional information.

Sincerely,

ENVIRONMENTAL AUDIT, INC.

Edward H. Leonhardt, R.C.E.
Manager, Civil Engineering



AH:EHL:SAB:sh

enclosure

- cc: E. Koberstein, Montgomery Ward (w/enclosure)
- G. Jonas, Montgomery Ward (w/enclosure)
- M. Gilmartin, Straw & Gilmartin (w/enclosure)
- R. Enea, Enea Properties (w/enclosure)
- S. Bezark, Alzheimer & Gray (w/enclosure)

JRC:WORD 1233M96C

ENVIRONMENTAL
PROTECTION
98 OCT -3 PM 2:58

GROUND WATER MONITORING REPORT THIRD QUARTER 1996

Montgomery Ward Auto Service Center
7575 Dublin Boulevard
Dublin, California

Prepared for:

MONTGOMERY WARD & CO., INCORPORATED
1331 South Harbor Boulevard
Fullerton, CA 92632

Submitted to:

ALAMEDA COUNTY HEALTH CARE SERVICES
DEPARTMENT OF ENVIRONMENTAL HEALTH
ENVIRONMENTAL PROTECTION DIVISION
1131 Harbor Bay Parkway, #250
Alameda, CA 94502-6577

Project No. 1233

September 30, 1996

ENVIRONMENTAL AUDIT, INC. ®

Planning, Environmental Analyses and Hazardous
Substances Management and Remediation

1000-A ORTEGA WAY
PLACENTIA, CA 92670-7125
714/632-8521

TABLE OF CONTENTS

	Page
1.0 INTRODUCTION.....	1
2.0 FIELD INVESTIGATION.....	1
2.1 GROUND WATER ELEVATION SURVEY.....	1
2.2 DISSOLVED OXYGEN READINGS.....	2
2.3 GROUND WATER SAMPLING.....	2
2.4 SAMPLING EQUIPMENT CLEANING PROTOCOL.....	2
2.5 EFFLUENT HANDLING.....	2
3.0 ANALYTICAL TESTING.....	3
4.0 DISCUSSION AND CONCLUSIONS.....	3
5.0 LIMITATION.....	4
6.0 MONTGOMERY WARD CERTIFICATION.....	5

TABLES:

TABLE 1:	GROUND WATER ELEVATIONS
TABLE 2:	DISSOLVED OXYGEN MEASUREMENTS
TABLE 3:	ANALYTICAL TESTING RESULTS
TABLE 4:	PHYSICOCHEMICAL AND MICROBIOLOGICAL RESULTS

FIGURES:

FIGURE 1:	LOCATION MAP
FIGURE 2:	GROUND WATER ELEVATION MAP
FIGURE 3:	ANALYTICAL TESTING RESULTS

APPENDICES:

APPENDIX A:	GROUND WATER SAMPLING LOGS
APPENDIX B:	CHAIN OF CUSTODY RECORDS AND LABORATORY REPORTS

JRC:WORD:1233M96C

1.0 INTRODUCTION

This document constitutes the Third Quarter 1996 ground water monitoring report for the Montgomery Ward Auto Service Center property located at 7575 Dublin Boulevard, Dublin, California (Montgomery Ward site) (see Figure 1). Environmental Audit, Inc. (EAI) was retained by Montgomery Ward to complete the quarterly monitoring. The quarterly ground water monitoring activities are conducted during the first month of each calendar quarter, i.e., in January, April, July, and October.

A ground water extraction and treatment system (System) was formerly operated at the Montgomery Ward site between 1990 and 1995. Pursuant to approval from the Alameda County Health Care Services, Department of Environmental Health (County Health), the ground water extraction and treatment system was deactivated on October 20, 1995, and an oxygen releasing compound (ORC) was placed in Montgomery Ward wells B-5 and B-12. Post remediation monitoring is now being conducted. This report documents the third quarterly sampling event after deactivation of the System.

As requested by County Health, ground water monitoring wells MW-1 through MW-4 associated with the Enea Properties sites located immediately south of the intersection of Amador Plaza Road and Dublin Boulevard (see Figure 1), are included in the quarterly ground water monitoring activities for the Montgomery Ward site.

All wells associated with the Montgomery Ward site and Enea Properties sites are gauged on a quarterly basis. The following lists the wells sampled on a quarterly basis:

- January: Montgomery Ward wells: B-5, B-10, B-12, MW-100 and MW-102
Enea wells: MW-1 and MW-3
- April: Montgomery Ward wells: B-5, B-10, B-12, B-16, MW-100 and MW-102
Enea wells: MW-1, MW-2, MW-3 and MW-4
- July: Montgomery Ward wells: B-5, B-10, B-12, MW-100 and MW-102
Enea wells: MW-1 and MW-3
- October: Montgomery Ward wells: B-5, B-10, B-12, B-16, MW-100 and MW-102
Enea wells: MW-1 and MW-3

2.0 FIELD INVESTIGATION

2.1 GROUND WATER ELEVATION SURVEY

On July 17, 1996, EAI gauged all wells associated with the Montgomery Ward site and Enea Properties sites using an Oil Recovery System interface probe accurate to 0.01 feet. No free-product was detected in any of the wells. The measured water levels were converted to elevations relative to mean sea level datum by subtracting the measured water level for each

well from the ground level datum (see Table 1). Ground water elevation data obtained from the wells were used to construct a ground water elevation map (see Figure 2).

2.2 DISSOLVED OXYGEN READINGS

On July 17, 1996, dissolved oxygen readings were obtained from each well using a YSI Model 50B dissolved oxygen meter. Readings were obtained at the water surface and from one, three, five and seven feet below the water surface (see Table 2).

2.3 GROUND WATER SAMPLING

On July 17, 1996, ground water samples were obtained for analytical testing from Montgomery Ward wells B-5, B-10, B-12, MW-100 and MW-102, and from Enea Properties' wells MW-1 and MW-3. Prior to sampling, all wells except well B-5 and extraction well B-12 were purged using a Whale Supersub 921 submersible pump. Wells B-5 and B-12, which contained the ORC, were not purged prior to sampling because purging of the wells would decrease the dissolved oxygen levels in the wells and inhibit the effect of the ORC. Purging activities continued until the temperature, conductivity and pH of the extracted water had stabilized (see Appendix A).

All wells were sampled in the order that purging activities were completed. Well B-12 was sampled before all other wells were sampled. The water samples were collected from just below the water surface using Voss Technologies disposable bottom bailers equipped with volatile organic compound samplers. Use of these bailers precludes the potential for cross-contamination. Each water sample was sealed in a one-liter plastic bottle and two 40-milliliter Volatile Organic Analysis vials with Teflon septa lined lids. The containers were completely filled so that no head space existed between the sample and the lids. The samples were labeled with the sample point identification, date, time and EAI project number, and immediately placed into an ice chest, chilled using ice. The samples remained chilled until delivered to the laboratory for analytical testing. All samples were logged on a chain of custody record form (see Appendix B).

Ground water samples from wells B-5, B-10 and B-12 also were collected for physicochemical and microbiological analyses. On July 17, 1996, new ORCs were installed in wells B-5 and B-12 below the water table replacing the existing ORC. Wells B-5 and B-12 had already been sampled when the new ORC was installed.

2.4 SAMPLING EQUIPMENT CLEANING PROTOCOL

The submersible pump and hose system (Equipment) used to purge the wells prior to sampling was decontaminated between each purging activity using the following procedure:

- the Equipment was flushed in a solution of Alconox detergent and tap water; and
- the Equipment was flushed with tap water.

2.5 EFFLUENT HANDLING

All effluent generated during this quarter's purging, sampling and equipment decontamination activities was temporarily stored in three 55-gallon drums which were then emptied into the

System for treatment and subsequent discharge into the sanitary sewerage system. A treated effluent sample was obtained from the sampling port located downstream of the two 180-pound carbon treatment units when the System was turned on to treat and dispose of the purged ground water.

3.0 ANALYTICAL TESTING

All samples were delivered for analytical testing to BC Analytical, a state certified hazardous waste testing laboratory (Certificate No. 1353) located in Concord, California. The samples were tested for total petroleum hydrocarbons as gasoline (TPH-G) by modified EPA Method 8015, benzene, toluene, ethylbenzene and xylenes (BTEX) by EPA Method 8020, and total lead using EPA Method 7421. The results of the testing are shown in Table 3 along with the results from previous testing periods. The laboratory reports are contained in Appendix B. Figure 3 shows the testing results for TPH-G and BTEX.

Physicochemical and/or microbiological analyses were conducted on ground water samples obtained from wells B-5, B-10 and B-12. Physicochemical analyses were conducted only on sample B-12, utilizing a HACH Spectrophotometric and ion-specific procedures. Microbiological analyses were performed on all samples utilizing standard plate count procedures on Trypticase Soy Agar (TSA, general/heterotrophic enumeration), and Minimal Salts Agar supplemented with 500 parts per million (ppm) gasoline as the sole carbon source (MS, selective degrader enumeration). Plates were incubated under aerobic conditions for four days at room temperature prior to enumeration. The results of these analyses are shown on Table 4.

4.0 DISCUSSION AND CONCLUSIONS

The water level in wells sampled this quarter, excluding Montgomery Ward B-12, dropped on average approximately 0.6 foot. Generally, the analytical results are similar to the previous quarters for both the Montgomery Ward wells and the Enea Property wells.

The results of the physicochemical and microbiological analyses conducted on ground water samples obtained from Montgomery Ward wells B-5, B-10, and B-12 collected on July 17, 1996 show similar microbial population dynamics compared to the previous sampling events.

In a letter dated April 25, 1996, the County Health indicated that analysis for methyl-tertiary-butylether may be discontinued.

5.0 LIMITATION

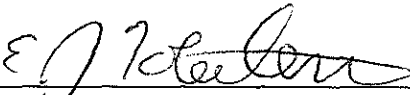
Our professional services have been performed using that degree of care and skill ordinarily exercised, under similar circumstances, by reputable environmental consultants practicing in this or similar localities. This report has been prepared for Montgomery Ward. The conclusions and recommendations included in this report are based on information contained or referenced herein, and our best judgment. No other warranty, expressed or implied, is made as to the professional advice contained in this report.

6.0 MONTGOMERY WARD CERTIFICATION

I certify under penalty of perjury that, based upon the professional reputation of and the information supplied by the environmental consultant and laboratory who prepared or who participated in the preparation of this report, the information contained in this report and all attachments is, to the best of my knowledge and belief true, accurate, and complete. I am aware that there are significant penalties for submitting false information, including the possibility of fine and imprisonment for knowing violations.

Montgomery Ward & Co., Incorporated

Ed Koberstein
Field Engineer
Montgomery Ward
1331 South Harbor Boulevard
Fullerton, CA 92632


Signature _____ Date 9/27/96

AH:EHL:SAB:sh

JRC:WORD:1233M96C

TABLES

TABLE 1
GROUND WATER ELEVATIONS
 Montgomery Ward Auto Service Center
 Enea Properties
 Dublin, California

Date Measured	Elevation of top surface of PVC well casing (feet MSL)	Measured depth to ground water (feet bgs)	Measured depth to Product	Product Thickness	Ground water elevation (feet MSL)
B-5					
	340.05				
04/16/92		10.62	-	0.00	329.43
07/24/92		11.91	-	0.00	328.14
10/22/92		12.97	-	0.00	327.08
01/15/93		12.97	-	0.00	327.08
04/15/93		09.75	-	0.00	330.30
05/14/93		10.07	-	0.00	329.98
07/14/93		10.80	-	0.00	329.25
10/14/93		12.08	-	0.00	327.97
01/13/94		12.23	-	0.00	327.82
04/04/94		11.30	-	0.00	328.75
07/05/94		12.37	-	0.00	327.68
10/04/94		13.04	-	0.00	327.01
01/18/95		10.43	-	0.00	329.62
04/20/95		09.70	-	0.00	330.35
07/27/95		10.85	-	0.00	329.20
10/19/95		12.08	-	0.00	327.97
01/11/96		11.50	-	0.00	328.55
04/10/96		10.38	-	0.00	329.67
07/17/96		11.16	-	0.00	328.89
B-10					
	339.70				
04/16/92			-	0.00	329.38
07/24/92		11.69	-	0.00	328.01
10/22/92		12.67	-	0.00	327.03
01/15/93		09.48	-	0.00	330.22
04/15/93		09.49	-	0.00	330.21
05/14/93		09.87	-	0.00	329.83
07/14/93		10.64	-	0.00	329.06
10/14/93		11.80	-	0.00	327.90
01/13/94		11.94	-	0.00	327.76
04/04/94		11.00	-	0.00	328.70
07/05/94		12.08	-	0.00	327.62
10/04/94		12.69	-	0.00	327.01
01/18/95		09.89	-	0.00	329.81
04/20/95		09.40	-	0.00	330.30
07/27/95		10.55	-	0.00	329.15
10/19/95		11.76	-	0.00	327.94
01/11/96		11.19	-	0.00	328.51
04/10/96		10.09	-	0.00	329.61
07/17/96		10.90	-	0.00	328.80
B-12					

TABLE 1
GROUND WATER ELEVATIONS
 Montgomery Ward Auto Service Center
 Enea Properties
 Dublin, California

Date Measured	Elevation of top surface of PVC well casing (feet MSL)	Measured depth to ground water (feet bgs)	Measured depth to Product	Product Thickness	Ground water elevation (feet MSL)
	339.10				
04/16/92		09.95	-	0.00	329.15
07/24/92		11.57	-	0.00	327.53
10/22/92		12.82	-	0.00	326.28
01/15/93		08.66	-	0.00	330.44
04/15/93		08.70	-	0.00	330.40
05/14/93		09.32	-	0.00	329.78
07/14/93		09.95	-	0.00	329.15
10/14/93		10.94	-	0.00	328.16
01/13/94		11.28	-	0.00	327.82
04/04/94		10.32	-	0.00	328.78
07/05/94		19.25	-	0.00	319.85
10/04/94		19.27	-	0.00	319.83
01/18/95		10.99	-	0.00	328.11
04/20/95		08.60	-	0.00	330.50
07/27/95		14.62	-	0.00	324.48
10/19/95		20.43	-	0.00	318.67
01/11/96		10.39	-	0.00	328.71
04/10/96		09.20	-	0.00	329.90
07/17/96		10.00	-	0.00	329.10
B-15					
	340.62				
04/16/92		11.09	-	0.00	329.53
07/24/92		12.33	-	0.00	328.29
10/22/92		13.25	-	0.00	327.37
01/15/93		10.22	-	0.00	330.40
04/15/93		10.26	-	0.00	330.36
05/14/93		10.64	-	0.00	329.98
07/14/93		11.35	-	0.00	329.27
10/14/93		12.41	-	0.00	328.21
01/13/94		12.59	-	0.00	328.03
04/04/94		11.74	-	0.00	328.88
07/05/94		12.86	-	0.00	327.76
10/04/94		13.35	-	0.00	327.27
01/18/95		10.71	-	0.00	329.91
04/20/95		10.15	-	0.00	330.47
07/27/95		11.30	-	0.00	329.32
10/19/95		12.47	-	0.00	328.15
01/11/96		11.86	-	0.00	328.76
04/10/96		10.81	-	0.00	329.81
07/17/96		11.51	-	0.00	329.11
B-16					
	339.82				

TABLE 1
GROUND WATER ELEVATIONS
 Montgomery Ward Auto Service Center
 Enea Properties
 Dublin, California

Date Measured	Elevation of top surface of PVC well casing (feet MSL)	Measured depth to ground water (feet bgs)	Measured depth to Product	Product Thickness	Ground water elevation (feet MSL)
04/16/92		10.63	-	0.00	329.19
07/24/92		11.90	-	0.00	327.92
10/22/92		12.88	-	0.00	326.94
01/15/93		09.79	-	0.00	330.03
04/15/93		09.83	-	0.00	329.99
05/14/93		10.20	-	0.00	329.62
07/14/93		10.92	-	0.00	328.90
10/14/93		11.99	-	0.00	327.83
01/13/94		12.16	-	0.00	327.66
04/04/94		11.28	-	0.00	328.54
07/05/94		12.28	-	0.00	327.54
10/04/94		12.89	-	0.00	326.93
01/18/95		10.21	-	0.00	329.61
04/20/95		09.79	-	0.00	330.03
07/27/95		10.85	-	0.00	328.97
10/19/95		11.97	-	0.00	327.85
01/11/96		11.43	-	0.00	328.39
04/10/96		10.42	-	0.00	329.40
07/17/96		11.14	-	0.00	328.68
MW-100					
	339.61				
05/14/93		10.34	-	0.00	329.27
07/14/93		11.00	-	0.00	328.61
10/14/93		12.12	-	0.00	327.49
01/13/94		12.25	-	0.00	327.36
04/04/94		11.36	-	0.00	328.25
07/05/94		12.22	-	0.00	327.39
10/04/94		12.88	-	0.00	326.73
01/18/95		10.27	-	0.00	329.34
04/20/95		10.00	-	0.00	329.61
07/27/95		10.91	-	0.00	328.70
10/19/95		11.95	-	0.00	327.66
01/11/96		11.53	-	0.00	328.08
04/10/96		10.58	-	0.00	329.03
07/17/96		11.29	-	0.00	328.32
MW-101					
	338.54				
05/14/93		09.91	-	0.00	328.63
07/14/93		10.38	-	0.00	328.16
10/14/93		11.30	-	0.00	327.24
01/13/94		11.21	-	0.00	327.33
04/04/94		10.69	-	0.00	327.85
07/05/94		11.39	-	0.00	327.15

TABLE 1
GROUND WATER ELEVATIONS
 Montgomery Ward Auto Service Center
 Enea Properties
 Dublin, California

Date Measured	Elevation of top surface of PVC well casing (feet MSL)	Measured depth to ground water (feet bgs)	Measured depth to Product	Product Thickness	Ground water elevation (feet MSL)
10/04/94		11.98	-	0.00	326.56
01/18/95		09.84	-	0.00	328.70
04/20/95		09.61	-	0.00	328.93
07/27/95		10.27	-	0.00	328.27
10/19/95		11.14	-	0.00	327.40
01/11/96		10.83	-	0.00	327.71
04/10/96		10.23	-	0.00	328.31
07/17/96		10.56	-	0.00	327.98
MW-102					
	339.23				
05/14/93		09.60	-	0.00	329.63
07/14/93		10.31	-	0.00	328.92
10/14/93		11.57	-	0.00	327.66
01/13/94		11.71	-	0.00	327.52
04/04/94		10.83	-	0.00	328.40
07/05/94		11.65	-	0.00	327.96
10/04/94		12.36	-	0.00	326.87
01/18/95		09.59	-	0.00	329.64
04/20/95		09.27	-	0.00	329.96
07/27/95		10.22	-	0.00	329.01
10/19/1995 ⁽¹⁾		NM	-	0.00	NM
01/11/96	338.44	10.13	-	0.00	328.31
04/10/96		09.04	-	0.00	329.40
07/17/96		09.87	-	0.00	328.57
ENEAW-1					
	335.84				
10/14/93		09.05	-	0.00	326.79
01/13/94		NM	-	0.00	NM
04/04/94		08.36	-	0.00	327.48
07/05/94		09.04	-	0.00	326.80
10/04/94		09.66	-	0.00	326.18
01/18/95		07.53	-	0.00	328.31
04/20/95		07.41	-	0.00	328.43
07/27/95		08.03	-	0.00	327.81
10/19/95		08.82	-	0.00	327.02
01/11/96		08.52	-	0.00	327.32
04/10/96		07.84	-	0.00	328.00
07/17/96		08.35	-	0.00	327.49
ENEAW-2					
	335.61				
10/14/93		08.90	-	0.00	326.71
01/13/94		NM	-	0.00	NM

TABLE 1
GROUND WATER ELEVATIONS
 Montgomery Ward Auto Service Center
 Enea Properties
 Dublin, California

Date Measured	Elevation of top surface of PVC well casing (feet MSL)	Measured depth to ground water (feet bgs)	Measured depth to Product	Product Thickness	Ground water elevation (feet MSL)
04/04/94		08.05	-	0.00	327.56
07/05/94		08.84	-	0.00	326.77
10/04/94		09.59	-	0.00	326.02
01/18/95		07.01	-	0.00	328.60
04/20/95		06.85	-	0.00	328.76
07/27/95		07.65	-	0.00	327.96
10/19/95		08.63	-	0.00	326.98
01/11/96		08.22	-	0.00	327.39
04/10/96		07.38	-	0.00	328.23
07/17/96		08.04	-	0.00	327.57
ENEAW-3					
	336.93				
10/14/93		09.89	-	0.00	327.84
01/13/94		NM	-	0.00	NM
04/04/94		09.19	-	0.00	327.74
07/05/94		09.92	-	0.00	327.01
10/04/94		10.56	-	0.00	326.37
01/18/95		08.26	-	0.00	328.67
04/20/95		08.09	-	0.00	328.84
07/27/95		08.81	-	0.00	328.12
10/19/95		09.68	-	0.00	327.25
01/11/96		09.32	-	0.00	327.61
04/10/96		08.61	-	0.00	328.32
07/17/96		09.16	-	0.00	327.77
ENEAW-4					
	335.76				
10/14/93		NI	-	0.00	NI
01/13/94		NM	-	0.00	NM
04/04/94		08.55	-	0.00	327.21
07/05/94		09.15	-	0.00	326.61
10/04/94		09.77	-	0.00	325.99
01/18/95		07.79	-	0.00	327.97
04/20/95		07.72	-	0.00	328.04
07/27/95		08.24	-	0.00	327.52
10/19/95		08.95	-	0.00	326.81
01/11/96		08.70	-	0.00	327.06
04/10/96		08.11	-	0.00	327.65
07/17/96		08.54	-	0.00	327.22
ENEAEW-1					
	336.08				
10/14/93		NI	-	0.00	NI
01/13/94		NM	-	0.00	NM

TABLE 1
 GROUND WATER ELEVATIONS
 Montgomery Ward Auto Service Center
 Enea Properties
 Dublin, California

Date Measured	Elevation of top surface of PVC well casing (feet MSL)	Measured depth to ground water (feet bgs)	Measured depth to Product	Product Thickness	Ground water elevation (feet MSL)
04/04/94		08.62	-	0.00	327.46
07/05/94		09.28	-	0.00	326.80
10/04/94		09.89	-	0.00	326.19
01/18/95		07.76	-	0.00	328.32
04/20/95		07.66	-	0.00	328.42
07/27/95		08.27	-	0.00	327.81
10/19/95		09.05	-	0.00	327.03
01/11/96		08.75	-	0.00	327.33
04/10/96		08.08	-	0.00	328.00
07/17/96		08.60	-	0.00	327.48

TABLE 1
GROUND WATER ELEVATIONS
Montgomery Ward Auto Service Center
Enea Properties
Dublin, California

Date Measured	Elevation of top surface of PVC well casing (feet MSL)	Measured depth to ground water (feet bgs)	Measured depth to Product	Product Thickness	Ground water elevation (feet MSL)
NOTES:					
(1) = Well MW-102 was not measured because the well was inaccessible due to street construction.					
NI	Not installed, NM - Not measured				
MSL	Mean Sea Level				
bgs	below ground surface				
Depth to water is as measured from the cut notch at the top side of each PVC well casing.					
The elevations of all wells were surveyed in October 1993 to City of Dublin Benchmark No. DUB-680 (elevation=331.60 MSL), located along Dublin Boulevard, 0.60 miles easterly from San Ramon Road.					
All depth to water measurements were converted to MSL elevations using well casing elevation datum surveyed on 10/14/93.					
Wells B-5, B-10, B-12, B-15, B-16, MW-100, MW-101 and MW-102 are owned by Montgomery Ward and are associated with 7575 Dublin Blvd.					
Wells MW-1, MW-2, MW-3, MW-4 and EW-1 are owned by Enea Properties and are located at Amador Plaza Road and Dublin Boulevard.					
K:\1233\ELEV.XLS					

TABLE 2
DISSOLVED OXYGEN MEASUREMENTS

Montgomery Ward Auto Service Center
Enea Properties
Dublin, California

Milligrams per liter (mg/l)

Date Measured	At Water Surface	One foot bgs	Three feet bgs	Five feet bgs	Seven feet bgs
B-5		bws	bws	bws	bws
10/19/95	1.68	0.69	0.23	0.13	0.12
01/11/96	>20	1.59	0.48	0.25	0.21
04/10/96	>20	0.81	0.25	0.19	0.20
07/17/96	3.61	3.56	3.73	3.77	3.80
B-10					
10/19/95	2.77	0.56	0.43	0.76	0.18
01/11/96	2.96	0.29	0.18	0.17	0.16
04/10/96	0.74	0.33	0.19	0.17	0.15
07/17/96	2.74	2.73	2.71	2.59	2.40
B-12					
10/19/95	5.86	0.42	0.09	0.03	0.00
01/11/96	9.02	0.87	0.25	0.12	0.11
04/10/96	7.36	5.76	0.55	0.09	0.06
07/17/96	7.48	4.05	4.25	4.25	3.98
B-15					
10/19/95	6.15	1.63	0.85	0.17	0.18
01/11/96	4.81	1.01	0.85	0.77	0.30
04/10/96	0.52	0.32	0.31	0.29	0.21
07/17/96	5.37	5.72	5.03	4.64	3.57
B-16					
10/19/95	0.91	0.21	0.13	0.09	0.12
01/11/96	2.57	0.46	0.28	0.27	0.26
04/10/96	0.39	0.20	0.15	0.12	0.13
07/17/96	2.13	2.16	2.19	2.15	2.04
MW-100					
10/19/95	1.58	0.54	0.40	0.39	0.35
01/11/96	2.44	0.28	0.22	0.18	0.16
04/10/96	0.32	0.16	0.13	0.10	0.09
07/17/96	0.68	0.59	0.53	0.40	0.21
MW-101					
10/19/95	3.38	2.38	1.90	1.12	0.70
01/11/96	5.40	1.32	1.24	1.26	0.87
04/10/96	0.68	0.63	0.74	0.63	0.41
07/17/96	2.31	2.07	1.95	1.69	1.43
MW-102					
10/19/95 ⁽¹⁾	NM	NM	NM	NM	NM
01/11/96	7.78	0.57	0.20	0.16	0.11
04/10/96	0.49	0.27	0.14	0.11	0.09
07/17/96	1.11	0.99	1.78	2.12	3.33

TABLE 2
DISSOLVED OXYGEN MEASUREMENTS

Montgomery Ward Auto Service Center

Enea Properties
Dublin, California

Milligrams per liter (mg/l)

Date Measured	At Water Surface	One foot bgs	Three feet bgs	Five feet bgs	Seven feet bgs
ENEAWW-1					
10/19/95	7.50	2.07	0.71	0.54	0.20
01/11/96	8.75	0.63	0.25	0.16	0.12
04/10/96	0.19	0.17	0.09	0.07	0.05
07/17/96	0.13	0.14	0.17	0.20	NM
ENEAWW-2					
10/19/95	4.63	1.27	0.34	0.28	NM
01/11/96	3.67	0.56	0.34	0.31	NM
04/10/96	1.33	1.25	1.17	0.73	NM
07/17/96	2.32	1.96	2.64	NM	NM
ENEAWW-3					
10/19/95	7.22	2.66	1.20	0.94	0.14
01/11/96	8.03	0.65	0.33	0.14	0.11
04/10/96	0.76	0.24	0.20	0.10	0.07
07/17/96	1.20	0.83	1.95	NM	NM
ENEAWW-4					
10/19/95	4.04	0.95	0.45	0.27	0.36
01/11/96	4.60	0.50	0.19	0.16	0.15
04/10/96	0.25	0.18	0.06	0.04	0.03
07/17/96	1.84	4.72	0.94	2.16	3.98
ENEAEW-1					
10/19/95	5.42	1.10	0.36	0.22	0.09
01/11/96	5.55	0.76	0.22	0.17	0.13
04/10/96	0.13	0.11	0.04	0.02	0.02
07/17/96	3.52	2.50	0.93	1.12	1.81
NOTES:					
(1) = Well MW-102 was not measured because the well was inaccessible due to street construction.					
NM - Not measured					
bgs - below ground surface <i>bws below water surface</i>					
Wells B-5, B-12, B-15, B-16, MW-100, MW-101 and MW-102 are owned by Montgomery Ward and are associated with 7575 Dublin Blvd.					
Wells MW-1, MW-2, MW-3, MW-4 and EW-1 are owned by Enea Properties and are located at Amador Plaza Road and Dublin Boulevard.					
K:1233:OXYGEN.XLS					

TABLE 3

ANALYTICAL TESTING RESULTS

Montgomery Ward Auto Service Center

ENEA Properties

Dublin, California

Parts per billion (ppb)

Page 1 of 5

Compounds	TPH-G	Benzene	Toluene	Ethylbenzene	Xylenes	Lead	MTBE
Well B-5							
04-16-92	4400	670	160	280	320	<5	NA
07-24-92	31000	5400	2600	2200	5800	<5	NA
10-22-92	9100	1100	190	520	740	<5	NA
01-15-93	2300	530	160	300	470	7.9	NA
04-15-93	4900	600	160	470	390	<5	NA
07-14-93	8800	590	210	840	1100	9.9	NA
10-14-93	4500	530	46	490	350	<20	NA
01-13-94	120	15	1.9	12	11	<20	NA
04-04-94	5700	450	39	350	400	<20	NA
07-05-94	2200	69	13	150	95	<20	NA
10-03-94	4700	190	38	510	570	<50	NA
01-18-95	2200	53	27	120	280	<2	NA
04-21-95	5800	90	74	300	910	4.0	NA
07-28-95	2600	57	26	190	570	2.5	<100
10-20-95	3400	27	15	210	530	4.2	<50
01-12-96	2100	37	12	130	320	7.5	<250
04-11-96	5700	120	41	450	1200	<2	290
07-17-96	2400	55	2.8	170	99	<2	NA
Well B-10							
04-16-92	7300	1400	640	880	1100	<5	NA
07-24-92	27000	3800	1600	2000	4000	<5	NA
10-22-92	16000	2300	340	1100	1200	<5	NA
01-15-93	10000	1400	310	730	1100	13	NA
04-15-93	8100	580	270	810	580	19	NA
07-14-93	6400	840	120	750	800	7.1	NA
10-14-93	100000	720	120	930	1100	<20	NA
01-13-94	18000	990	180	1300	2400	<20	NA
04-04-94	12000	370	96	900	1800	<20	NA
07-05-94	7800	170	50	550	810	<20	NA
10-03-94	6300	120	33	480	630	<50	NA
01-18-95	3300	38	28	160	450	2.9	NA
04-21-95	4200	39	8.6	220	310	<2	NA
07-28-95	2900	22	4.3	140	330	2.0	55
10-20-95	1900	3.9	1.5	74	170	<2	13
01-12-96	3400	24	5.4	130	260	4.5	94
04-11-96	2200	3.6	<1	180	84	<2	<100
07-17-96	2200	2.5	0.78	180	86	4.2	NA
Well B-12							
04-16-92	12000	1300	1100	510	1200	<5	NA
07-24-92	12000	1000	630	520	1000	<5	NA
10-22-92	11000	370	230	400	940	<5	NA
01-15-93	120	2.8	<0.5	1.6	3.6	11	NA

TABLE 3

ANALYTICAL TESTING RESULTS

Montgomery Ward Auto Service Center

Enea Properties

Dublin, California

Parts per billion (ppb)

Page 2 of 5

Compounds	TPH-G	Benzene	Toluene	Ethylbenzene	Xylenes	Lead	MTBE
04-15-93	7100	730	240	350	570	<5	NA
07-14-93	4500	540	97	380	610	<5	NA
10-14-93	11000	710	170	650	1600	<20	NA
01-13-94	6000	330	100	330	620	24	NA
04-04-94	8700	350	58	350	660	<20	NA
07-05-94	8800	250	340	370	920	<20	NA
10-03-94	1300	63	42	110	140	<50	NA
01-18-95	5000	93	65	190	510	<2	NA
04-21-95	14000	190	320	420	1500	<2	NA
07-28-95	10000	110	120	490	1500	<2	<100
10-20-95	1400	16	13	81	180	<2	<10
01-12-96	2900	23	3.6	130	240	7.0	<50
04-11-96	2600	23	12	130	200	16	82
07-17-96	7100	53	20	450	770	5.2	NA

Well B-15

04-16-92	65	4.4	2.4	6.1	2.8	<5	NA
07-24-92	<50	3.6	1.5	3.1	1.6	<5	NA
10-22-92	<50	1.7	0.89	0.78	0.88	<5	NA
01-15-93	<50	<0.5	<0.5	<0.5	<0.5	13	NA
04-15-93	<50	2.8	<0.5	3.0	1.5	<5	NA
07-14-93	<50	<0.5	<0.5	0.57	0.74	7.8	NA
10-14-93	<50	0.96	2.6	1.3	3.6	25	NA
01-13-94	<50	<0.5	0.92	0.70	2.0	<20	NA
04-04-94	<50	<0.5	<0.5	0.56	1.0	<20	NA
07-05-94	<50	<0.5	<0.5	<0.5	<0.5	<20	NA
10-03-94	<50	<0.5	<0.5	<0.5	<0.5	<50	NA
01-18-95	<50	<0.5	0.69	<0.5	2.2	<2	NA
04-21-95	<50	<0.5	1.0	<0.5	2.5	<2	NA
07-28-95	<50	<0.5	<0.5	<0.5	<0.5	<2	<10
10-20-95	<50	<0.5	<0.5	<0.5	<0.5	<2	<10
01-12-96	NS	NS	NS	NS	NS	NS	NS
04-11-96	NS	NS	NS	NS	NS	NS	NS
07-17-96	NS	NS	NS	NS	NS	NS	NS

Well B-16

04-16-92	1300	390	1.7	35	9.3	5.7*	NA
07-24-92	1600	120	5.7	120	410	<5	NA
10-22-92	1000	76	<0.5	55	130	<5	NA
01-15-93	160	6.5	0.86	2.3	2.6	5.5	NA
04-15-93	300	65	<0.5	13	2.0	13*	NA
07-14-93	170	5.9	<0.5	4.6	12	<5	NA
10-14-93	390	11	2.4	16	45	21	NA
01-13-94	350	8.7	0.62	25	68	<20	NA
04-04-94	550	8.7	<0.5	35	81	<20	NA
07-05-94	850	14	5.6	52	130	<20	NA
10-03-94	210	5.3	<0.5	26	5.8	<50	NA

TABLE 3

ANALYTICAL TESTING RESULTS

Montgomery Ward Auto Service Center

ENE Properties

Dublin, California

Parts per billion (ppb)

Page 3 of 5

Compounds	TPH-G	Benzene	Toluene	Ethylbenzene	Xylenes	Lead	MTBE
01-18-95	<50	<0.5	0.94	<0.5	1.3	2.7	NA
04-21-95	<50	<0.5	0.66	<0.5	<0.5	<2	NA
07-28-95	57	0.71	<0.5	1.6	2.6	<2	<10
10-20-95	810	4.1	<0.5	22	100	<2	<10
01-12-96	NS	NS	NS	NS	NS	NS	NS
04-11-96	55	<0.5	<0.5	0.73	0.60	<2	<50
07-17-96	NS	NS	NS	NS	NS	NS	NS
Well MW-100							
05-13-93	13000	83	<0.5	960	820	NA	NA
07-14-93	13000	32	<0.5	1400	790	8.0	NA
10-14-93	7500	48	16	900	520	22	NA
01-13-94	7000	51	<0.5	590	330	<20	NA
04-04-94	9800	69	<0.5	540	410	<20	NA
07-05-94	5900	31	8.7	190	190	<20	NA
10-03-94	3900	<0.5	<0.5	220	200	<50	NA
01-18-95	3700	48	31	190	120	2.8	NA
04-21-95	3100	10	<3	130	44	<2	NA
07-28-95	3300	<3	<3	100	42	<2	<50
10-20-95	2200	<0.5	<0.5	72	27	<2	15
01-12-96	1400	<0.5	<0.5	43	19	<2	<50
04-11-96	1600	7.7	1.3	23	9.0	<2	<50
07-17-96	1600	<0.5	<0.5	26	12	<2	NA
Well MW-101							
05-13-93	<50	<0.5	<0.5	<0.5	<0.5	NA	NA
07-14-93	<50	<0.5	<0.5	<0.5	<0.5	11	NA
10-14-93	<50	0.65	0.89	<0.5	1.1	<20	NA
01-13-94	<50	<0.5	<0.5	<0.5	<0.5	28	NA
04-04-94	<50	<0.5	<0.5	<0.5	<0.5	<20	NA
07-05-94	<50	<0.5	<0.5	<0.5	<0.5	<20	NA
10-03-94	<50	<0.5	<0.5	<0.5	<0.5	<50	NA
01-18-95	<50	<0.5	<0.5	<0.5	<0.5	2.6	NA
04-21-95	<50	<0.5	<0.5	<0.5	<0.5	<2	NA
07-28-95	<50	<0.5	<0.5	<0.5	<0.5	<2	<10
10-20-95	<50	<0.5	<0.5	<0.5	<0.5	<2	<10
01-12-96	NS	NS	NS	NS	NS	NS	NS
04-11-96	NS	NS	NS	NS	NS	NS	NS
07-17-96	NS	NS	NS	NS	NS	NS	NS
Well MW-102							
05-13-93	3600	17	<0.5	130	63	NA	NA
07-14-93	1500	13	<0.5	64	4.9	<5	NA
10-14-93	24000	9.6	5.2	60	60	<20	NA
01-13-94	2000	22	<0.5	26	55	<20	NA
04-04-94	2100	16	2.5	15	35	<20	NA

TABLE 3

ANALYTICAL TESTING RESULTS

Montgomery Ward Auto Service Center

ENEA Properties

Dublin, California

Parts per billion (ppb)

Page 4 of 5

Compounds	TPH-G	Benzene	Toluene	Ethylbenzene	Xylenes	Lead	MTBE
07-05-94	1300	7.0	2.9	10	23	<20	NA
10-03-94	620	5.1	<0.5	5.2	11	<50	NA
01-18-95	440	<0.5	<0.5	3.0	5.3	3.7	NA
04-21-95	250	<0.5	0.78	0.96	0.63	<2	NA
07-28-95	140	<0.5	<0.5	<0.5	0.70	<2	<10
10-20-95 ⁽¹⁾	NS	NS	NS	NS	NS	NS	NS
01-12-96	1500	<0.5	<0.5	0.68	<0.5	<2	<50
04-11-96	190	<0.5	<0.5	<0.5	<0.5	<2	<50
07-17-96	280	<0.5	0.60	<0.5	<0.5	<2	NA
ENE A MW-1							
10-14-93	5700	76	19	460*	160*	<20	NA
01-13-94	NS	NS	NS	NS	NS	NS	NS
04-04-94	7000	27	<0.5	260	49	<20	NA
07-05-94	5100	23	<0.5	260	50	<20	NA
10-03-94	4400	8.1	<0.5	170	50	<50	NA
01-18-95	2000	7.1	2.4	47	5.5	2.2	NA
04-21-95	1400	2.9	9.0	22	1.2	5.8	NA
07-28-95	1100	<0.5	<0.5	14	1.4	<2	10
10-20-95	1700	<0.5	2.2	22	3.6	<2	23
01-12-96	920	<0.5	<0.5	9.9	2.2	<2	<50
04-11-96	1100	<0.5	<0.5	3.3	1.6	<2	<50
07-17-96	710	<0.5	<0.5	1.2	<0.5	<2	NA
ENE A MW-2							
10-14-93	<50	<0.5	<0.5	0.71*	1.1*	21	NA
01-13-94	NS	NS	NS	NS	NS	NS	NS
04-04-94	<50	<0.5	<0.5	<0.5	<0.5	21	NA
07-05-94	<50	<0.5	<0.5	<0.5	<0.5	<20	NA
10-03-94	590	1.1	<0.5	22	6.5	<50	NA
01-18-95	<50	<0.5	<0.5	<0.5	<0.5	2.4	NA
04-21-95	<50	<0.5	<0.5	<0.5	<0.5	<2	NA
07-28-95	<50	<0.5	<0.5	<0.5	0.57	<2	<10
10-20-95	<50	<0.5	<0.5	<0.5	<0.5	<2	<10
01-12-96	NS	NS	NS	NS	NS	NS	NS
04-11-96	<50	<0.5	<0.5	<0.5	<0.5	<2	<50
07-17-96	NS	NS	NS	NS	NS	NS	NS
ENE A MW-3							
10-14-93	2600	26	30	130*	100*	<20	NA
01-13-94	NS	NS	NS	NS	NS	NS	NS
04-04-94	2600	13	3.4	90	140	<20	NA
07-05-94	3400	15	5.0	31	48	<20	NA
10-03-94	1400	6.3	<0.5	31	36	<50	NA
01-18-95	2300	5.1	1.6	2.9	18	2.1	NA
04-21-95	1900	5.3	<0.5	7.5	4.2	<2	NA

TABLE 3

ANALYTICAL TESTING RESULTS

Montgomery Ward Auto Service Center

Enea Properties

Dublin, California

Parts per billion (ppb)

Page 5 of 5

Compounds	TPH-G	Benzene	Toluene	Ethylbenzene	Xylenes	Lead	MTBE
07-28-95	1400	<0.5	<0.5	5.5	1.5	<2	11
10-20-95	730	<0.5	<0.5	1.7	<0.5	<2	<10
01-12-96	370	<0.5	<0.5	<0.5	<0.5	<2	<50
04-11-96	410	<0.5	<0.5	<0.5	<0.5	<2	<50
07-17-96	450	<0.5	<0.5	<0.5	<0.5	<2	NA
Enea MW-4							
04-04-94	<50	<0.5	<0.5	<0.5	<0.5	23	NA
07-05-94	<50	<0.5	0.5	<0.5	0.62	<20	NA
10-03-94	<50	<0.5	<0.5	<0.5	<0.5	<50	NA
01-18-95	<50	<0.5	0.87	<0.5	<0.5	7.2	NA
04-21-95	<50	<0.5	1.7	<0.5	<0.5	2.8	NA
07-28-95	<50	<0.5	<0.5	<0.5	<0.5	2.9	<10
10-20-95	<50	<0.5	<0.5	<0.5	<0.5	<2	<10
01-12-96	NS	NS	NS	NS	NS	NS	NS
04-11-96	<50	<0.5	<0.5	<0.5	<0.5	2.6	<50
07-17-96	NS	NS	NS	NS	NS	NS	NS

NOTES:

TPH-G = Total Petroleum Hydrocarbons as Gasoline

MTBE = Methyl-Tertiary-Butylether

(1) - Well MW-102 was not sampled because well was inaccessible due to street construction.

NA-Not Analyzed

ND-Not Detected

NS-Not Sampled

* - Data points corrected on June 1, 1996.

< = Not detected at or above concentration limit listed.

K:1233:ANALYTIC DOC

TABLE 4

PHYSICOCHEMICAL AND MICROBIOLOGICAL RESULTS

Montgomery Ward Auto Service Center
Dublin, California

Page 1 of 1

Parameter	pH	Nitrate (ppm)	Nitrite (ppm)	Ammonium (ppm)	Phosphate (ppm)	GME	SME	%BIO
Well B-5								
10-20-95	NA	NA	NA	NA	NA	2.4	0.23	9.6
01-12-96	NA	NA	NA	NA	NA	0.88	0.05	5.7
04-11-96	NA	NA	NA	NA	NA	4.4	1.9	43.2
07-17-96	NA	NA	NA	NA	NA	1.6	0.08	5.0
Well B-10								
10-20-95	NA	NA	NA	NA	NA	13	0.02	1.5
01-12-96	NA	NA	NA	NA	NA	1.6	0.04	2.5
04-11-96	NA	NA	NA	NA	NA	3.2	1.1	34.4
07-17-96	NA	NA	NA	NA	NA	2.44	1.46	59.8
Well B-12								
10-20-95	6.9	2.6	ND	0.17	0.2	2.8	0.11	3.9
01-12-96	7.1	0.2	0.3	1.6	5.2	9.9	0.27	2.7
04-11-96	7.3	0.7	2.0	0.64	2.5	2.2	0.56	25.5
07-17-96	7.2	1.0	ND	1.4	2.5	NC	0.14	--

NOTES:

GME-Gen. Microb. Enumeration (Colony forming units (Viable cells) X10⁵/ml)

NA-Not Analyzed

ND-Not Detected at detection limit of 0.1 ppm

NC-Not Counted at 10⁻³ final dilution

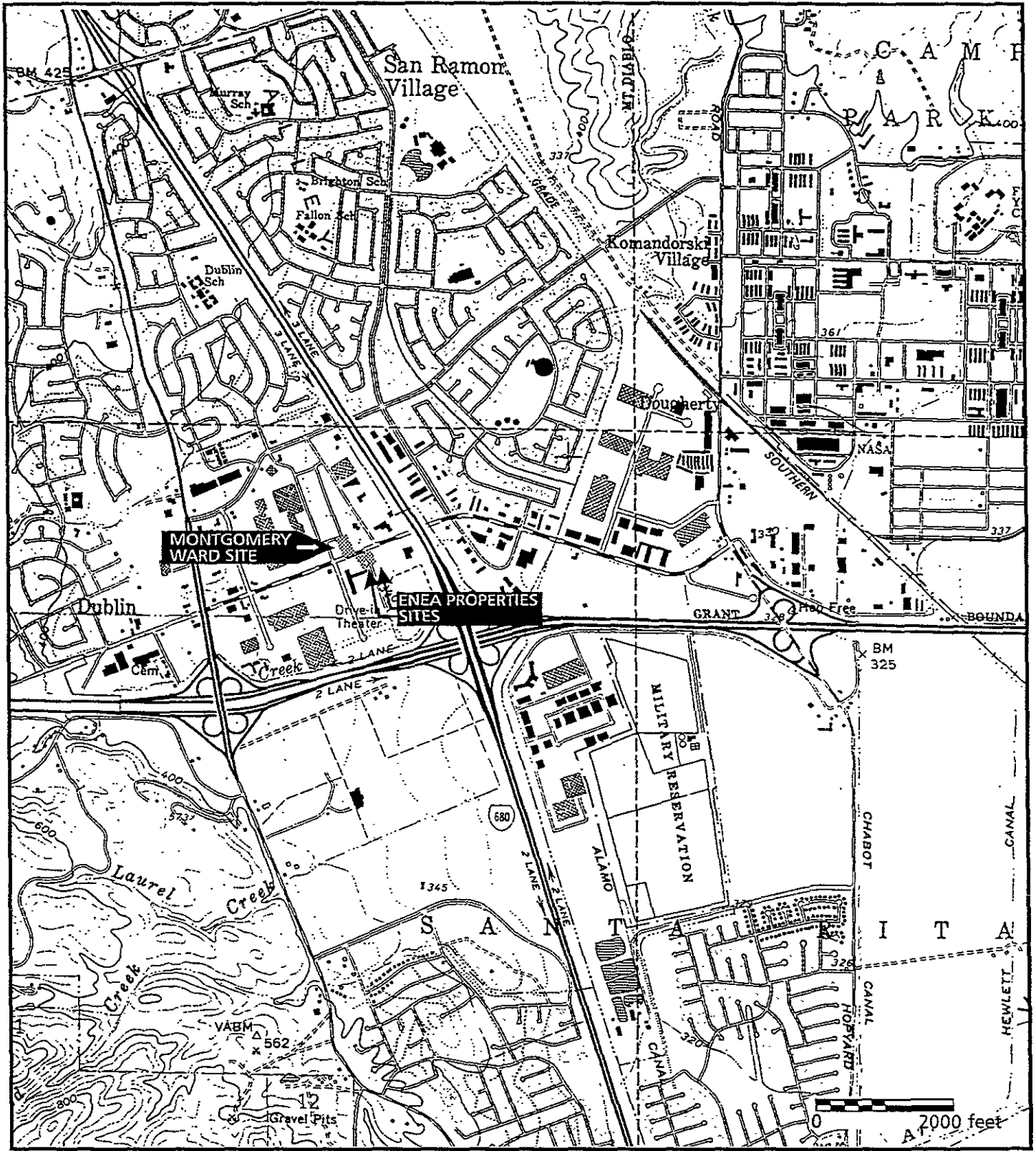
ppm -Parts per million

SME-Sel. Microb. Enumeration (Colony forming units (Viable cells) X 10⁵/ml)

%BIO-Percent Biodegraders

K:1233.BIOL.RES.DOC

FIGURES



Environmental Audit, Inc.

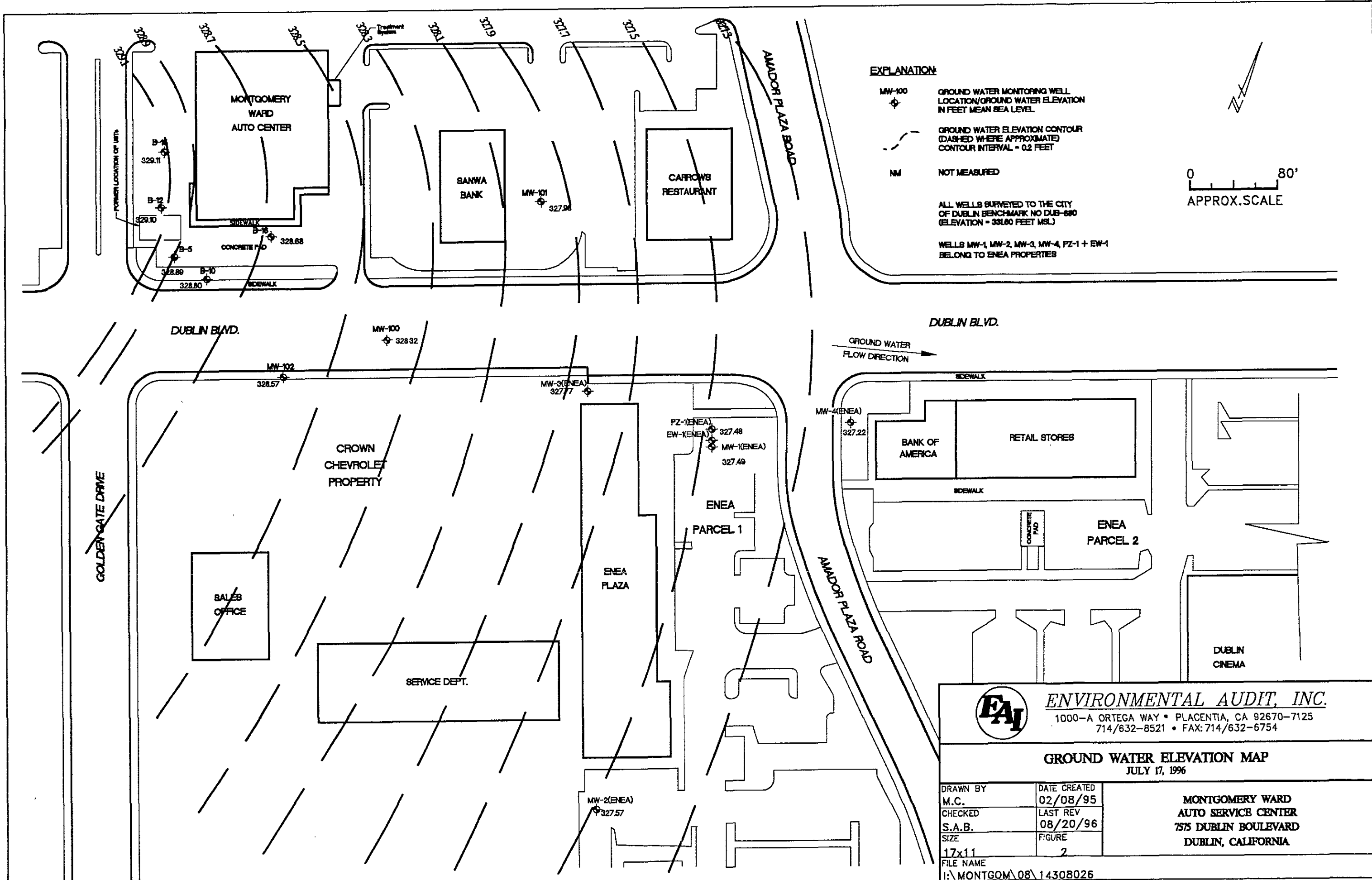
LOCATION MAP
Montgomery Ward Auto Service Center
Enea Properties
Dublin, California



Figure 1


SOURCE: USGS TOPOGRAPHIC 7.5 MINUTE SERIES
 DUBLIN, CALIFORNIA QUADRANGLE

Project No. 1233
 K:1233;1233-L.M.CDR



EXPLANATION:

- MW-100 GROUND WATER MONITORING WELL LOCATION/GROUND WATER ELEVATION IN FEET MEAN SEA LEVEL
 - GROUND WATER ELEVATION CONTOUR (DASHED WHERE APPROXIMATE) CONTOUR INTERVAL = 0.2 FEET
 - NM NOT MEASURED
- ALL WELLS SURVEYED TO THE CITY OF DUBLIN BENCHMARK NO DUB-680 (ELEVATION = 331.60 FEET MSL)
- WELLS MW-1, MW-2, MW-3, MW-4, PZ-1 + EW-1 BELONG TO ENEA PROPERTIES



DUBLIN BLVD.

GROUND WATER FLOW DIRECTION

SIDEWALK

BANK OF AMERICA

RETAIL STORES

SIDEWALK

ENE A PARCEL 2

DUBLIN CINEMA

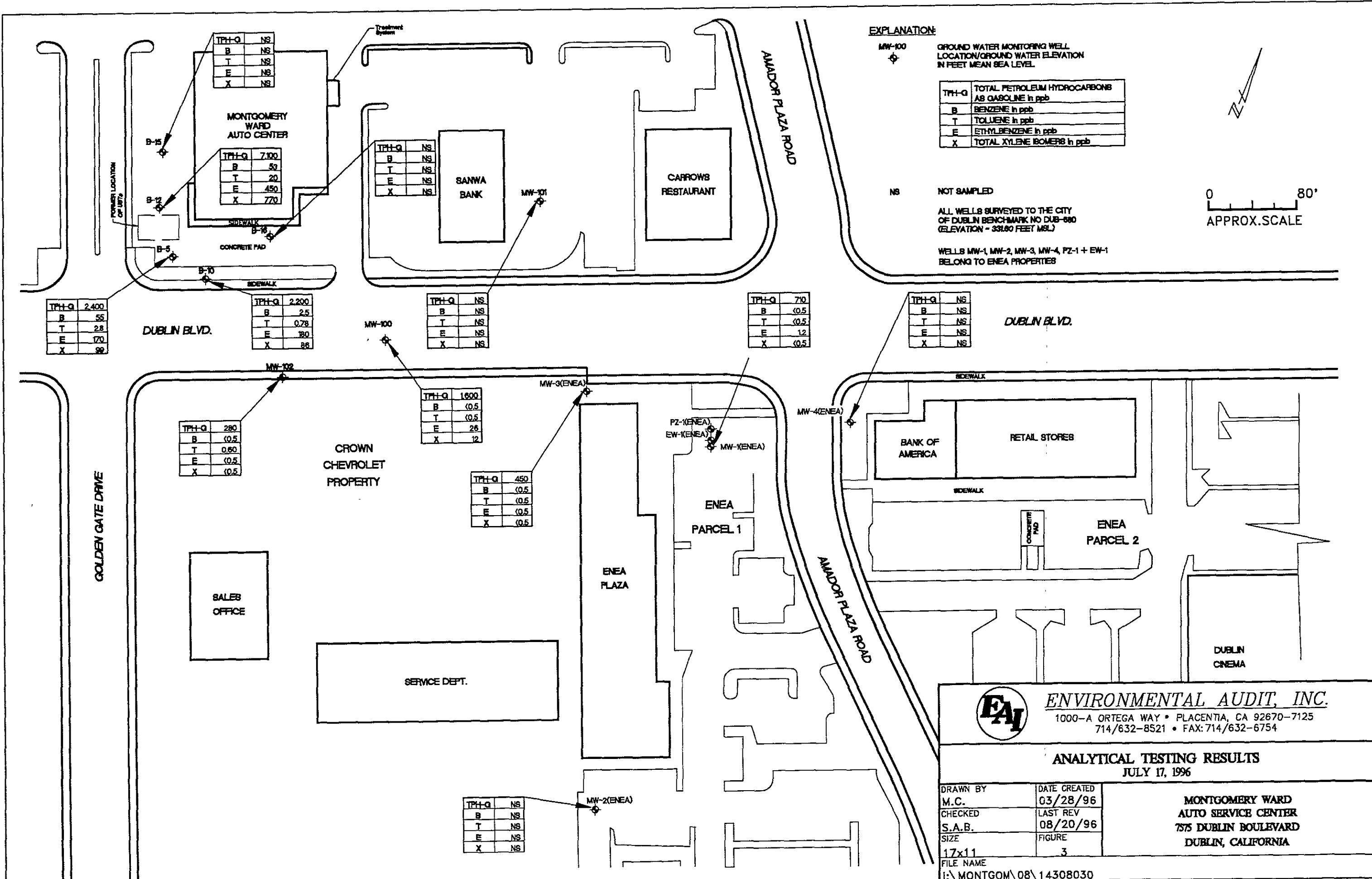


ENVIRONMENTAL AUDIT, INC.
1000-A ORTEGA WAY • PLACENTIA, CA 92670-7125
714/632-8521 • FAX: 714/632-6754

GROUND WATER ELEVATION MAP
JULY 17, 1996


DRAWN BY M.C.	DATE CREATED 02/08/95
CHECKED S.A.B.	LAST REV 08/20/96
SIZE 17x11	FIGURE 2
FILE NAME I:\MONTGOM\08\14308026	

**MONTGOMERY WARD
AUTO SERVICE CENTER
7575 DUBLIN BOULEVARD
DUBLIN, CALIFORNIA**



EXPLANATION:

- MW-100 GROUND WATER MONITORING WELL
 - LOCATION/GROUND WATER ELEVATION IN FEET MEAN SEA LEVEL
- | | |
|-------|---|
| TPH-G | TOTAL PETROLEUM HYDROCARBONS AS GASOLINE in ppb |
| B | BENZENE in ppb |
| T | TOLUENE in ppb |
| E | ETHYLBENZENE in ppb |
| X | TOTAL XYLENE ISOMERS in ppb |
- NS NOT SAMPLED
- ALL WELLS SURVEYED TO THE CITY OF DUBLIN BENCHMARK NO DUB-680 (ELEVATION - 331.60 FEET MSL)
- WELLS MW-1, MW-2, MW-3, MW-4, PZ-1 + EW-1 BELONG TO ENEA PROPERTIES



TPH-G	2,400
B	55
T	28
E	170
X	88

TPH-G	NS
B	NS
T	NS
E	NS
X	NS

TPH-G	7,100
B	59
T	20
E	450
X	770

TPH-G	NS
B	NS
T	NS
E	NS
X	NS

TPH-G	NS
B	NS
T	NS
E	NS
X	NS

TPH-G	710
B	<0.5
T	<0.5
E	12
X	<0.5

TPH-G	NS
B	NS
T	NS
E	NS
X	NS

TPH-G	280
B	<0.5
T	0.60
E	<0.5
X	<0.5

TPH-G	1,600
B	<0.5
T	<0.5
E	26
X	12

TPH-G	450
B	<0.5
T	<0.5
E	<0.5
X	<0.5

TPH-G	NS
B	NS
T	NS
E	NS
X	NS

ENVIRONMENTAL AUDIT, INC.
 1000-A ORTEGA WAY • PLACENTIA, CA 92670-7125
 714/632-8521 • FAX: 714/632-6754

ANALYTICAL TESTING RESULTS
 JULY 17, 1996

DRAWN BY M.C.	DATE CREATED 03/28/96
CHECKED S.A.B.	LAST REV 08/20/96
SIZE 17x11	FIGURE 3
FILE NAME I:\MONTGOM\08\14308030	

**MONTGOMERY WARD
 AUTO SERVICE CENTER
 755 DUBLIN BOULEVARD
 DUBLIN, CALIFORNIA**

APPENDIX A: GROUND WATER SAMPLING LOGS

GROUND WATER Sampling Log



ENVIRONMENTAL AUDIT, INC.

Planning, Environmental Analyses and Hazardous Substances Management and Remediation

1000 ORTEGA WAY, SUITE A (714) 632 - 8521
PLACENTIA, CA 92670-7125 (714) 632 - 6754

DATE:	7/17/96
PROJECT NO.:	1233
CLIENT:	Montgomery Ward, Dublin
WELL NO.:	MW-100
WELL DIAMETER (INCHES):	4"
SAMPLED BY:	AH

WELL PURGING INFORMATION

ONE CASING VOLUME OF WATER CALCULATED USING THE FOLLOWING:

WELL CASING ID (inches)	VOLUME FACTOR
2.0	0.16
4.0	0.65
6.0	1.47

TOTAL DEPTH OF WELL (ft.)

DEPTH TO WATER LEVEL (ft. bgs)

DEPTH TO FREE PRODUCT (ft. bgs)

28

11.29

—



16.71

0.65

—

\times WELL VOLUME VOLUME FACTOR = ONE CASING VOLUME OF WATER (GALLONS)

PURGE TIME (hrs.):

START 13:20

STOP 13:45

METHOD: DOWN HOLE PUMP DEDICATED PUMP BAILER OTHER

TYPE/MODEL: Whale Supersub 921

GALLONS PURGED	TEMP (°F)	CONDUCTIVITY (Micro-ohms/cm) x 10 ³	pH	TURBIDITY (NTU)	REMARKS
5	74.8	1.02 x 10 ³	8.17	39.2	
10	72.6	0.95 x 10 ³	7.82	38.8	
15	70.7	9.59 x 10 ²	7.73	21.6	
20	70.3	9.59 x 10 ²	7.59	8.05	
25	70.5	9.60 x 10 ²	7.48	8.53	
30	70.4	9.61 x 10 ²	7.43	4.75	
35	70.7	9.60 x 10 ²	7.39	3.64	
40	70.4	9.57 x 10 ²	7.35	3.08	

WELL SAMPLING INFORMATION

TIME SAMPLED (hrs.): 13:55

METHOD: DOWN HOLE PUMP DEDICATED PUMP BAILER OTHER

TYPE/MODEL: Voss Technologies Disposable

COMMENTS:

GROUND WATER Sampling Log



ENVIRONMENTAL AUDIT, INC.

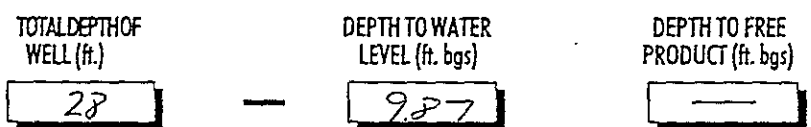
Planning, Environmental Analyses and Hazardous Substances Management and Remediation

1000 ORTEGA WAY, SUITE A PLACENTIA, CA 92670-7125
 (714) 632 - 8521
 (714) 632 - 6754

DATE:	7/17 196
PROJECT NO.:	1233
CLIENT:	Montgomery Ward, Dublin
WELL NO.:	NW-102
WELL DIAMETER (INCHES):	4"
SAMPLED BY:	AH

WELL PURGING INFORMATION

ONE CASING VOLUME OF WATER CALCULATED USING THE FOLLOWING:



WELL CASING ID (inches)	VOLUME FACTOR
2.0	0.16
4.0	0.65
6.0	1.47

18.13 x 0.65 = ONE CASING VOLUME OF WATER (GALLONS)

PURGE TIME (hrs.): START 14:05 STOP 14:25

METHOD: DOWN HOLE PUMP DEDICATED PUMP BAILER OTHER

TYPE/MODEL: Whale Supersub 921

GALLONS PURGED	TEMP (°F)	CONDUCTIVITY (Micro-ohms/cm) x 10 ³	pH	TURBIDITY (NTU)	REMARKS
5	73.6	9.70 x 10 ²	7.87	9.95	
10	72.5	9.84 x 10 ²	7.64	2.57	
15	73.1	9.83 x 10 ²	7.64	1.54	
20	72.1	9.74 x 10 ²	7.56	1.50	
25	72.5	9.71 x 10 ²	7.58	1.10	
30	71.9	9.65 x 10 ²	7.52	0.98	
35	71.4	9.70 x 10 ²	7.51	1.08	
40	72.0	9.76 x 10 ²	7.53	1.11	

WELL SAMPLING INFORMATION

TIME SAMPLED (hrs.): 14:30

METHOD: DOWN HOLE PUMP DEDICATED PUMP BAILER OTHER

TYPE/MODEL: Voss Technologies Disposable

COMMENTS:

GROUND WATER Sampling Log



ENVIRONMENTAL AUDIT, INC.®

Planning, Environmental Analyses and Hazardous Substances Management and Remediation

1000 ORTEGA WAY, SUITE A ☎ (714) 632 - 8521
PLACENTIA, CA 92670-7125 📠 (714) 632 - 6754

DATE:	7/17/196
PROJECT NO.:	1233
CLIENT:	Montgomery Ward, Dublin
WELL NO.:	Enea MW-1
WELL DIAMETER (INCHES):	4"
SAMPLED BY:	AH

WELL PURGING INFORMATION

ONE CASING VOLUME OF WATER CALCULATED USING THE FOLLOWING:

WELL CASING ID (inches)	VOLUME FACTOR
2.0	0.16
4.0	0.65
6.0	1.47

TOTAL DEPTH OF WELL (ft.) 15.1 — DEPTH TO WATER LEVEL (ft. bgs) 8.35 — DEPTH TO FREE PRODUCT (ft. bgs) —

$(15.1 - 8.35) \times 0.65 = 4.35 \times 0.65 = 2.8275$ ONE CASING VOLUME OF WATER (GALLONS)

PURGE TIME (hrs.): START 15:15 STOP 15:25

METHOD: DOWN HOLE PUMP DEDICATED PUMP BAILER OTHER

TYPE/MODEL: Whale Supersub 921

GALLONS PURGED	TEMP (°F)	CONDUCTIVITY (Micro-ohms/cm) x 10 ³	pH	TURBIDITY (NTU)	REMARKS
5	71.4	9.83 x 10 ²	7.84	5.42	
10	69.8	1.01 x 10 ³	7.55	2.08	
15	69.5	1.01 x 10 ³	7.37	1.05	

WELL SAMPLING INFORMATION

TIME SAMPLED (hrs.): 15:30

METHOD: DOWN HOLE PUMP DEDICATED PUMP BAILER OTHER

TYPE/MODEL: Voss Technologies Disposable

COMMENTS: _____

GROUND WATER Sampling Log



ENVIRONMENTAL AUDIT, INC.®

Planning, Environmental Analyses and Hazardous Substances Management and Remediation

1000 ORTEGA WAY, SUITE A PLACENTIA, CA 92670-7125 ☎ (714) 632 - 8521 ☎ (714) 632 - 6754

DATE:	7/7/96
PROJECT NO.:	1233
CLIENT:	Montgomery Ward, Dublin
WELL NO.:	Enea MW-3
WELL DIAMETER (INCHES):	4"
SAMPLED BY:	AH

WELL PURGING INFORMATION

ONE CASING VOLUME OF WATER CALCULATED USING THE FOLLOWING:

WELL CASING ID (inches)	VOLUME FACTOR
2.0	0.16
4.0	0.65
6.0	1.47

TOTAL DEPTH OF WELL (ft.) 15.1 — DEPTH TO WATER LEVEL (ft. bgs) 9.16 — DEPTH TO FREE PRODUCT (ft. bgs) —

15.1 — 9.16 → 5.94 × 0.65 = ONE CASING VOLUME OF WATER (GALLONS)

PURGE TIME (hrs.): START 14:50 STOP 14:55

METHOD: DOWN HOLE PUMP DEDICATED PUMP BAILER OTHER

TYPE/MODEL: Whale Supersub 921

GALLONS PURGED	TEMP (°F)	CONDUCTIVITY (Micro-ohms/cm) x 10 ³	pH	TURBIDITY (NTU)	REMARKS
5	72.3	1.03 x 10 ³	8.02	14.60	
10	70.0	9.92 x 10 ²	7.82	3.62	
15	68.6	9.66 x 10 ²	7.69	2.08	

WELL SAMPLING INFORMATION

TIME SAMPLED (hrs.): 15:00

METHOD: DOWN HOLE PUMP DEDICATED PUMP BAILER OTHER

TYPE/MODEL: Voss Technologies Disposable

COMMENTS: _____

**APPENDIX B: CHAIN OF CUSTODY RECORDS
AND LABORATORY REPORTS**

801 Western Avenue
 Glendale, CA 91201
 818/247-5737
 Fax: 818/247-9797

LOG NO: G96-07-496

Received: 18 JUL 96

Mailed: JUL 30 1996

Mr. Ed Leonhardt
 Environmental Audit
 1000 A Ortega Way
 Placentia, CA 92670

Project: 1233

REPORT OF ANALYTICAL RESULTS

Page 1

AQUEOUS

SAMPLE DESCRIPTION	DATE SAMPLED	Lead (7421) mg/L	TPH/BTEX (CADIIS/8020) Date Analyzed Date	Dilution Factor Times	TPH-g	Benzene	Toluene	Ethyl-Benzene	Total Xylenes	Carbon Range
					ug/L	ug/L	ug/L	ug/L	ug/L	
RDL		0.002		1	50	0.5	0.5	0.5	0.5	
1*MW-100	07/17/96	<0.002	07/24/96	1	1600	<0.5	<0.5	26	12	C6-C12
2*MW-102	07/17/96	<0.002	07/19/96	1	280	<0.5	0.60	<0.5	<0.5	C6-C12
3*Enea MW-3	07/17/96	<0.002	07/19/96	1	450	<0.5	<0.5	<0.5	<0.5	C6-C12
4*Enea MW-1	07/17/96	<0.002	07/19/96	1	710	<0.5	<0.5	1.2	<0.5	C6-C12
5*B-10	07/17/96	0.0042	07/24/96	1	2200	2.5	0.78	180	86	C6-C12
6*B-5	07/17/96	<0.002	07/19/96	5	2400	55	2.8	170	99	C6-C12
7*B-12	07/17/96	0.0052	07/19/96	10	7100	53	20	450	770	C6-C12
8*Effluent	07/17/96	<0.002	07/20/96	1	<50	<0.5	<0.5	<0.5	<0.5	C6-C12

Greta Galoustian
 Greta Galoustian, Laboratory Director

The analytical results within this report relate only to the specific compounds and samples investigated and may not necessarily reflect other apparently similar material from the same or a similar location.

This report shall not be reproduced, except in full, without the written approval of BCA. No use of this report for promotional or advertising purposes is permitted without prior written BCA approval.



BC ANALYTICAL, GLENDALE
 QC REPORT FOR 9607496
 DATE PRINTED: 30 JUL 1996

AQUEOUS SAMPLES	----- METHOD BLANK -----			----- LAB CONTROL -----						----- MATRIX QC -----						
	UNITS	RESULT	RDL FLG	LCS %REC FLG	LCSD %REC FLG	LCL	UCL	RPD	RPD	MS %REC FLG	MSD %REC FLG	LCL	UCL	RPD	RPD	
Batch: PB,GFA*961704 Method: 7421 - Lead, AA, Furnace																
Lead	mg/L	0	0.002 -	88 -	83 -	77	124	5	-	109	-	108	-	40	156	1 20 -
Batch: GAS*96597 Method: 8015M.TX - Modified 8015																
Benzene	ug/L	0	0.5 -	115 -	- -	76	141	-	-	99	-	97	-	71	125	2 29 -
Toluene	ug/L	0	0.5 -	99 -	- -	73	122	-	-	98	-	97	-	63	126	2 33 -
Ethylbenzene	ug/L	0	0.5 -	93 -	- -	72	133	-	-	98	-	98	-	65	126	0 34 -
Total Xylene Isomers	ug/L	0	0.5 -	94 -	- -	64	117	-	-	98	-	98	-	69	128	0 35 -
TPH (Gasoline Range)	ug/L	0	50 -	116 -	- -	64	152	-	-	122	-	141	-	53	166	12 21 -
[a,a,a-Trifluorotoluene]	Percent	101	- -	110 -	- -	75	117	-	-	118	-	114	-	78	126	- - -
Batch: GAS*96599 Method: 8015M.TX - Modified 8015																
Benzene	ug/L	0	0.5 -	98 -	- -	76	141	-	-	97	-	101	-	71	125	5 29 -
Toluene	ug/L	0	0.5 -	91 -	- -	73	122	-	-	91	-	91	-	63	126	1 33 -
Ethylbenzene	ug/L	0	0.5 -	90 -	- -	72	133	-	-	92	-	89	-	65	126	3 34 -
Total Xylene Isomers	ug/L	0	0.5 -	92 -	- -	64	117	-	-	94	-	91	-	69	128	4 35 -
TPH (Gasoline Range)	ug/L	0	50 -	111 -	- -	64	152	-	-	125	-	131	-	53	166	4 21 -
[a,a,a-Trifluorotoluene]	Percent	102	- -	110 -	- -	75	117	-	-	109	-	107	-	78	126	- - -

SAMPLES...	SAMPLE DESCRIPTION..	DETERM.....	DATE.....	METHOD.....	EQUIP. BATCH..	ID.NO
			ANALYZED			
9607496*1	MW-100	PB,GFA	07.27.96	7421	534-04	961704 7396
		DIG,AQ,GFA	07.25.96	3020		961704 7093
		GAS.BTX.TESNC	07.24.96	8015M.TX	536-23	96599 8171
9607496*2	MW-102	PB,GFA	07.27.96	7421	534-04	961704 7396
		DIG,AQ,GFA	07.25.96	3020		961704 7093
		GAS.BTX.TESNC	07.19.96	8015M.TX	536-23	96597 6843
9607496*3	Enea MW-3	PB,GFA	07.27.96	7421	534-04	961704 7396
		DIG,AQ,GFA	07.25.96	3020		961704 7093
		GAS.BTX.TESNC	07.19.96	8015M.TX	536-23	96597 6843
9607496*4	Enea MW-1	PB,GFA	07.27.96	7421	534-04	961704 7396
		DIG,AQ,GFA	07.25.96	3020		961704 7093
		GAS.BTX.TESNC	07.19.96	8015M.TX	536-23	96597 6843
9607496*5	B-10	PB,GFA	07.27.96	7421	534-04	961704 7396
		DIG,AQ,GFA	07.25.96	3020		961704 7093
		GAS.BTX.TESNC	07.24.96	8015M.TX	536-23	96599 8171
9607496*6	B-5	PB,GFA	07.27.96	7421	534-04	961704 7396
		DIG,AQ,GFA	07.25.96	3020		961704 7093
		GAS.BTX.TESNC	07.19.96	8015M.TX	536-23	96597 6843
9607496*7	B-12	PB,GFA	07.27.96	7421	534-04	961704 7396
		DIG,AQ,GFA	07.25.96	3020		961704 7093
		GAS.BTX.TESNC	07.19.96	8015M.TX	536-23	96597 6843
9607496*8	Effluent	PB,GFA	07.27.96	7421	534-04	961704 7396
		DIG,AQ,GFA	07.25.96	3020		961704 7093
		GAS.BTX.TESNC	07.20.96	8015M.TX	536-23	96597 6843

Notes: Equipment = BC Analytical identification number for a particular piece of analytical equipment.

ID.NO = BC Analytical employee identification number of analyst.

: SURROGATE RECOVERIES :
: BC ANALYTICAL : GLEN LAB : 10:39:23 30 JUL 1996 - P. 1 :
=====

METHOD	ANALYTE	BATCH	ANALYZED	REPORTED	TRUE	%REC	FLAG
9607496*1							
8015M.TXa	,a,a-Trifluorotoluene	Re96599	07/24/96	57.9	50.0	116	
9607496*2							
8015M.TXa	,a,a-Trifluorotoluene	Re96597	07/19/96	53.0	50.0	106	
9607496*3							
8015M.TXa	,a,a-Trifluorotoluene	Re96597	07/19/96	53.7	50.0	107	
9607496*4							
8015M.TXa	,a,a-Trifluorotoluene	Re96597	07/19/96	56.9	50.0	114	
9607496*5							
8015M.TXa	,a,a-Trifluorotoluene	Re96599	07/24/96	51.2	50.0	102	
9607496*6							
8015M.TXa	,a,a-Trifluorotoluene	Re96597	07/19/96	259	250	104	
9607496*7							
8015M.TXa	,a,a-Trifluorotoluene	Re96597	07/19/96	543	500	109	
9607496*8							
8015M.TXa	,a,a-Trifluorotoluene	Re96597	07/20/96	51.2	50.0	102	

: SURROGATE RECOVERIES :
: BC ANALYTICAL : GLEN LAB : 10:39:32 30 JUL 1996 - P. 1 :
=====

METHOD	ANALYTE	BATCH	ANALYZED	REPORTED	TRUE	%REC	FLAG
9607496*2*R1							
8015M.TXa	a,a,a-Trifluorotoluene	Re96597	07/19/96	53.0	50.0	106	
9607496*2*S1							
8015M.TXa	a,a,a-Trifluorotoluene	Re96597	07/19/96	59.2	50.0	118	
9607496*2*S2							
8015M.TXa	a,a,a-Trifluorotoluene	Re96597	07/19/96	56.8	50.0	114	
9607496*2*T							
8015M.TXa	a,a,a-Trifluorotoluene	Re96597	07/19/96	50.0	50.0	100	
9607520*3*R1							
8015M	a,a,a-Trifluorotoluene	Re96599	07/23/96	51.3	50.0	103	
9607520*3*S1							
8015M	a,a,a-Trifluorotoluene	Re96599	07/23/96	54.7	50.0	109	
9607520*3*S2							
8015M	a,a,a-Trifluorotoluene	Re96599	07/23/96	53.5	50.0	107	
9607520*3*T							
8015M	a,a,a-Trifluorotoluene	Re96599	07/23/96	50.0	50.0	100	
9607521*3*R1							
8020	a,a,a-Trifluorotoluene	Re96599	07/23/96	51.3	50.0	103	
9607521*3*S1							
8020	a,a,a-Trifluorotoluene	Re96599	07/23/96	54.7	50.0	109	
9607521*3*S2							
8020	a,a,a-Trifluorotoluene	Re96599	07/23/96	53.5	50.0	107	
9607521*3*T							
8020	a,a,a-Trifluorotoluene	Re96599	07/23/96	50.0	50.0	100	
B6071679*1*MB							
8015M.TXa	a,a,a-Trifluorotoluene	Re96597	07/19/96	50.3	50.0	101	
B6071873*1*MB							
8015M	a,a,a-Trifluorotoluene	Re96599	07/23/96	50.9	50.0	102	

: SURROGATE RECOVERIES :
: BC ANALYTICAL : GLEN LAB : 10:39:32 30 JUL 1996 - P. 2 :
=====

METHOD	ANALYTE	BATCH	ANALYZED	REPORTED	TRUE	%REC	FLAG
C6072838*1*LC							
8015M.TXa	a,a,a-Trifluorotoluene	Re96597	07/19/96	55.2	50.0	110	
C6072838*1*LT							
8015M.TXa	a,a,a-Trifluorotoluene	Re96597	07/19/96	50.0	50.0	100	
C6073132*1*LC							
8015M	a,a,a-Trifluorotoluene	Re96599	07/23/96	55.2	50.0	110	
C6073132*1*LT							
8015M	a,a,a-Trifluorotoluene	Re96599	07/23/96	50.0	50.0	100	



ENVIRONMENTAL AUDIT, INC.®

Planning, Environmental Analyses and Hazardous Substances Management and Remediation

1000 ORTEGA WAY, SUITE A PLACENTIA, CA 92670-7125
 (714) 632 - 8521
 FAX (714) 632 - 6754

Chain of Custody Record

SAMPLING REQUIREMENTS: RCRA NPDES SDWA _____

WRITTEN OC REPORT: ROUTINE OC RWOC OC TURNAROUND TIME: SAME DAY 24hr 48hr NORMAL

PROJECT NO. 1233		PROJECT NAME <u>Montgomery Ward</u> 7575 Dublin Blvd, Dublin			CONTR TYPE	ANALYSES REQUESTED												REMARKS	
SAMPLER (Signature with Printed Name) <i>Anand Mehta</i> <i>Anand Melekar</i>			PROJECT MANAGER Ed Leonhardt			GLASS	PLASTIC	BRASSY SS TUBE	TPH-D 8015M	TPH-G 8015M	TPH 418.1	BTEX 8020	VOC 8240	EOC 8270	OIL & GREASE	CAM METALS TOT WET	LEAD		HVOC 8010
SAMPLE NUMBER	DATE	TIME	COMP	GRAB	SAMPLE DESCRIPTION														
<i>Effluent</i>	<i>7/17/96</i>	<i>16:30</i>			<i>Water</i>	/	/	/	/	/	/	/	/	/	/	/	/	<i>S</i>	<i>3</i>
																			<i>69607496</i>
																			<i>One 1-Liter Plastic Bottle (load) Two 40-ml VOA Vials (BTEX/TPH)</i>
																			TOTAL NUMBER OF CONTAINERS <i>3</i>

REINQUISHED BY: (Signature/Name) <i>Anand Mehta</i> <i>Anand Melekar</i>	DATE/TIME <i>7/17/96</i> <i>18:00</i>	RECEIVED BY: (Signature/Name) <i>+2014</i> <i>Norma Natter</i> <i>10:30</i>	DATE/TIME <i>7/18/96</i>	REINQUISHED BY: (Signature/Name) <i>Norma Natter</i>	DATE/TIME <i>7/18/96</i> <i>5:00</i>	RECEIVED BY: (Signature/Name) <i>Sharon Malone</i> <i>08:00</i>	DATE/TIME <i>7/19/96</i>
REINQUISHED BY: (Signature/Name)	DATE/TIME	RECEIVED BY: (Signature/Name) <i>A. Lopez</i> <i>3:00</i>	DATE/TIME <i>7/18/96</i>	REINQUISHED BY: (Signature/Name) <i>A. Lopez</i>	DATE/TIME <i>7/18/96</i> <i>3:30pm</i>	RECEIVED BY: (Signature/Name)	DATE/TIME
SAMPLES SHIPPED VIA: FEDEX <input type="checkbox"/> UPS <input type="checkbox"/> AIRBORNE <input type="checkbox"/> HAND <input checked="" type="checkbox"/> AIRFREIGHT <input type="checkbox"/>		SHIPPED BY: (Signature/Name)	COURIER: (Signature/Name)	RECEIVED FOR BY: (Signature/Name)		DATE/TIME	LAB: BC Analytical
		AIRBILL #:					



A. Keith Kaufman, M.S.

Consultant in Environmental Biotechnology

Serving Industry, Government, Academia and the Legal Profession

RECEIVED

Aug. 2, 1996

TO: Mr. Ed Leonhardt (Environmental Audit, Inc.)

AUG - 1 1996

FROM: A. Keith Kaufman 

ENVIRONMENTAL

Subject: Results of Physicochemical and Microbiological Analyses of Three (3) Water Samples (Montgomery Ward-Dublin)

Listed below are the results from the referenced analyses performed on three (3) samples of water collected on 7/17/96. As requested, physicochemical analyses were performed for Sample B-12 only, utilizing HACH Spectrophotometric and ion-specific procedures. Microbiological analyses were performed utilizing standard plate count procedures on Trypticase Soy Agar (TSA, general/heterotrophic enumeration), and Minimal Salts agar supplemented with 500 ppm gasoline as sole carbon source (MS, selective degrader enumeration). Plates were incubated under aerobic conditions for four (4) days at room temperature prior to enumeration. For comparative purposes, the results from the previous sampling event (Report of 4/26/96) are included in parentheses.

RESULTS

Parameter	SAMPLE I.D.		
	B-12	B-5	B-10
pH	7.2 (7.3)	---	---
Nitrate (ppm)	1.0 (0.7)	---	---
Nitrite (ppm)	ND (2.0)	---	---
Ammonium (ppm)	1.4 (0.64)	---	---
Phosphate (ppm)	2.5 (2.5)	---	---
Potassium (ppm)	5.5 (0.8)	---	---
Gen. Microb. Enumeration (CFU X 10 ⁵ /ml)	NC (2.2)	1.6 (4.4)	2.44 (3.2)
Sel. Microb. Enumeration (CFU X 10 ⁵ /ml)	0.14 (0.56)	0.08 (1.9)	1.46 (1.1)
% Biodegraders	--- (25.5)	5.0 (43.2)	59.8 (34.4)

CFU = Colony-forming Units (Viable cells)
 ND = Not detected @ 0.1 ppm limit
 NC = No count @ 10⁻³ final dilution

Environmental Audit, Inc.
Montgomery Ward-Dublin
August 2, 1996

Page 2

COMMENT

Inorganic nutrient levels continue to remain below those levels normally accepted for active microbial activity and biodegradation, although slight increases in concentrations for nitrate, ammonium, and potassium were noted for Sample B-12. Microbial population dynamics associated with Samples B-5 and B-12 showed reductions in both general and selective subpopulations, while increases in both subpopulations were noted for Sample B-10. Without possessing physicochemical data for this sample, it is unclear whether such increases can be correlated with better localized physicochemical conditions. As a result, for the next sampling round, you may wish to have water associated with B-5 and B-12 analyzed for physicochemical conditions. Less than optimal cell recovery will likely be enhanced not only by physicochemical improvements via nutrient supplementation, but also by the addition of air (or oxygen) via sparging and/or hydrogen peroxide addition. The latter however, should be performed with caution as final concentrations of hydrogen peroxide in excess of 0.1% can be toxic to many microorganisms. Acceptable levels of hydrogen peroxide concentrations, as well as effects on the microbial population and biodegradative activity can be evaluated in the laboratory, if desired.

Should you have any questions concerning these results, please do not hesitate to contact me.

AKK:ch





ENVIRONMENTAL AUDIT, INC.®

Planning, Environmental Analyses and Hazardous Substances Management and Remediation

1000 ORTEGA WAY, SUITE A
PLACENTIA, CA 92670-7125
☎ (714) 632 - 8521
☎ (714) 632 - 6754

Chain of Custody Record

SAMPLING REQUIREMENTS: RCRA NPDES SDWA _____

WRITTEN QC REPORT _____
ROUTINE QC TURNAROUND TIME:
RVOCB QC SAME DAY 24hr 48hr NORMAL

PROJECT NO. 1233		PROJECT NAME Montgomery Ward-Dublin			CONTR TYPE		ANALYSES REQUESTED											NUMBER OF CONTAINERS	REMARKS												
SAMPLER (Signature with Printed Name) <i>Anand Helekar</i> Anand Helekar				PROJECT MANAGER Ed Leonhardt		GLASS	PLASTIC	BRASS STUB	TPH-D 8015M	TPH-G 8015M	TRPH 418.1	BTEX 8020	VOC 8240	EOC 8270	OIL & GREASE	CAM METALS TOT WET	LEAD			HVOC 8010	1	2									
SAMPLE NUMBER	DATE	TIME	COMP	GRAB	SAMPLE DESCRIPTION																										
B-10	7/17/96	15:50	/	/	Water															3	① Heterotrophic Selective Bacteria Plate Count ② Physical Screening										
B-5	"	16:00	/	/	"															3											
B-12	"	16:10	/	/	"															4											
														TOTAL NUMBER OF CONTAINERS		10															

RELINQUISHED BY: (Signature/Name) <i>Anand Helekar</i> Anand Helekar	DATE/TIME 7/17/96 18:30	RECEIVED BY: (Signature/Name)	DATE/TIME	RECEIVED BY: (Signature/Name)
RELINQUISHED BY: (Signature/Name)	DATE/TIME	RECEIVED BY: (Signature/Name)	DATE/TIME	RECEIVED BY: (Signature/Name)
SAMPLES SHIPPED VIA: FEDEX <input checked="" type="checkbox"/> UPS <input type="checkbox"/> AIRBORNE <input type="checkbox"/> HAND <input type="checkbox"/> AIRFREIGHT <input type="checkbox"/>	SHIPPED BY: (Signature/Name)	DATE/TIME	RECEIVED FOR BY: (Signature/Name) <i>Cheryl Krueger</i>	DATE/TIME 7/18/96 9:15 AM
LAB:		INBILL #:		