

ANTON EMERYVILLE, LLC

950 Tower Lane, Suite 1225, Foster City CA 94404
Office 650-549-1600. Email hello@AntonDev.com.

September 18, 2017

RECEIVED

By Alameda County Environmental Health 8:54 am, Sep 21, 2017

Alameda County Department of Environmental Health
1131 Harbor Bay Parkway
Alameda, California 94502-6577

Attention: Mr. Mark Detterman, PG, CEG, Senior Hazardous Materials Specialist

**TRANSMITTAL LETTER
REMEDIAL PROGRESS REPORT NO. 10
AUGUST 1, 2017 THROUGH AUGUST 31, 2017
6701, 6705, and 6707 SHELLMOUND STREET
EMERYVILLE, CALIFORNIA
Fuel Leak Case No. RO0000548
Geotracker Global ID T0600100894**

Dear Mr. Detterman:

Submitted herewith for your review is the *Remedial Progress Report No. 10, August 1 through August 31, 6701, 6705, and 6707 Shellmound Street, Emeryville, California* dated September 8, 2017, prepared by PES Environmental, Inc.

I have read and acknowledge the content, recommendations and/or conclusions contained in the attached document or report submitted on my behalf to ACDEH's FTP server and the SWRCB's GeoTracker website.

Very truly yours,

ANTON EMERYVILLE, LLC



Rachel Green
Senior Development Manager



September 8, 2017

1448.001.03.009

Alameda County Environmental Health
1131 Harbor Bay Parkway
Alameda, California 94502-6577

Attention: Mr. Mark Detterman, P.G., C.E.G.

**Re: Remedial Progress Report No. 10
August 1, 2017 through August 31, 2017
6701, 6705, and 6707 Shellmound Street
Emeryville, California
Fuel Leak Case No. RO0000548
Geotracker Global Id T0600100894**

Dear Mr. Detterman:

PES Environmental, Inc. (PES) has prepared this Remedial Progress Report (RPR) No. 10 on behalf of Anton Emeryville, LLC (Anton) for the soil vapor extraction (SVE) system at 6701, 6705, and 6707 Shellmound Street in Emeryville, California (collectively, the subject property or site). PES understands Anton is currently under contract to purchase the subject property and intends to redevelop the site for multi-family high density residential purposes.

This RPR summarizes operation and maintenance (O&M) of the SVE system during the subject reporting period, and includes:

1. A summary description of SVE monitoring activities during the subject reporting period (August 1 through August 31, 2017); and
2. Anticipated activities for the following reporting period.

Operation of SVE as an interim remedial measure (IRM) was approved by the Alameda County Department of Environmental Health (ACEH) on November 8, 2016¹. ACEH also requested submittal of monthly remedial progress reports to document operation, maintenance, field monitoring of the SVE system, and laboratory analytical results from periodic vapor samples collected from SVE wells.

¹ ACEH, 2016. *Request for Interim Remedial Action Monitoring Plan and Schedule; SCP Case RO000548 and Geotracker Global ID T0600100894, Mike Roberts Color Production 6707 Bay Street, Emeryville, CA 94608.* November 8.

Mr. Mark Detterman, P.G., C.E.G.

September 8, 2017

Page 2

Summary of SVE Operations

This RPR No. 10 summarizes the routine operation and maintenance (O&M) conducted during the subject reporting period.

The SVE system was operated in accordance with methods and procedures for routine operation, maintenance, and monitoring as described in the O&M Plan². Routine O&M activities were performed by Environmental Engineering, Consulting, and Remediation, Inc. (E2CR), and E2CR performed compliance monitoring of the SVE system in accordance with the Permit to Operate (PTO) permit issued on February 2, 2017 by the Bay Area Air Monitoring District (BAAQMD). The SVE system was shut down after a single day of operation on August 7, 2017. Due to security concerns, the SVE system blower unit was removed from the site after shut down.

Summary of SVE Monitoring

To confirm that all emissions were abated in compliance with the PTO during operation, influent, mid-point, and effluent monitoring was conducted by E2CR. A summary of field measurements collected by E2CR are presented in Table 1. SVE well field measurements were not collected during this reporting period.

During the August 2017 reporting period, observed operating vacuum was approximately 5.0 inches of mercury, and the approximate operating total flow rate was 757 standard cubic feet per minute (scfm).

No monitoring or vapor sampling of individual SVE wells or probes was conducted, and no system maintenance or modifications were performed with the exception of the removal of the SVE system blower unit from the site due to security concerns. Historical field measurement and laboratory analytical data are presented in Tables 2 and 3 of Appendix A.

PES anticipates the next periodic (single day) operation of the SVE system will be in September 2017.


² PES, 2016. *December 2016 Remedial Progress Report, Soil Vapor System Operations from November 8 through 15, 2016, 6701, 6705, and 6707 Shellmound Street, Emeryville, California, Fuel Leak Case No. RO0000548, Geotracker Global Id T0600100894.* December 16.

Mr. Mark Detterman, P.G., C.E.G.
September 8, 2017
Page 3


Please call either of the undersigned at (415)-899-1600 if you have any questions.

Very truly yours,

PES ENVIRONMENTAL, INC.



Christopher J. Baldassari, P.G.
Associate Geologist



For Kyle S. Flory, P.G.
Principal Geologist

Attachments:	Table 1	Summary of SVE Operational Data
	Plate 1	Site Plan and SVE / Air Inlet Well and Probe Locations
	Appendix A	Historical SVE System Monitoring and Laboratory Analytical Summary Tables

TABLE

Table 1
Summary of SVE System Operational Data
Soil Vapor Extraction System
6701-6707 Shellmound Street
Emeryville, California

Date	System Vacuum Reading (in. of Hg)	Average Flow Rate (scfm)	Well Field Vacuum (in. of Hg)	PID Influent (ppmv)	Lab Influent (VC) (mg/m ³)	VC Extracted (grams)	Cumulative lbs VC Extracted
11/8/16	6.5	712	NA	7.0	0.250	0.00	0.00
11/9/16	6.2	721	NA	17.7	0.250	14.6	0.03
11/10/16	5.3	748	NA	13.0	0.250	19.4	0.07
11/11/16	4.9	760	4.89	12.7	0.250	17.3	0.11
11/14/16	6.0	727	6.00	9.0	0.250	1.2	0.12
11/15/16	6.0	727	0.0	11.3	0.250	19.9	0.16
11/16/16	6.0	727	5.74	9.1	0.250	18.9	0.20
11/17/16	6.0	727	5.73	10.1	0.047	10.8	0.23
11/18/16	6.0	727	5.67	7.5	0.047	3.6	0.23
11/19/16	5.7	737	5.65	6.4	0.047	3.5	0.24
11/20/16	6.0	727	5.60	6.5	0.047	3.4	0.25
11/21/16	6.0	727	5.25	6.5	0.047	3.6	0.26
11/22/16	6.0	727	5.20	4.3	0.047	3.6	0.26
11/23/16	6.0	727	5.50	2.3	0.000	1.6	0.27
11/24/16	6.0	727	NA	1.4	0.000	0.0	0.27
11/25/16	6.5	712	NA	1.5	0.000	0.0	0.27
11/26/16	7.0	696	NA	1.1	0.000	0.0	0.27
11/27/16	7.0	696	NA	1.3	0.000	0.0	0.27
11/28/16	6.0	727	NA	2.9	0.012	0.0	0.27
11/29/16	5.0	757	4.63	0.0	0.012	1.8	0.27
11/30/16	4.8	765	4.00	0.0	0.012	0.8	0.27
12/1/16	4.8	764	3.95	1.8	0.012	0.8	0.27
12/2/16	4.8	764	3.93	0.9	0.012	1.0	0.28
12/5/16	4.9	762	4.00	0.0	0.011	0.0	0.28
12/6/16	4.9	760	4.00	0.3	0.011	0.8	0.28
12/7/16	4.9	760	4.00	0.3	0.011	0.9	0.28
12/8/16	4.9	762	4.00	0.4	0.011	0.7	0.28
12/9/16	4.9	761	4.07	0.6	0.011	0.8	0.28
12/12/16	4.9	761	4.00	0.1	0.011	0.0	0.28
12/13/16	4.6	770	4.20	0.3	0.011	0.7	0.29
12/14/16	4.9	760	4.13	0.0	0.011	1.0	0.29
12/15/16	4.9	762	4.10	0.4	0.011	0.6	0.29
12/16/16	5.0	756	4.22	0.0	0.0003	0.4	0.29
12/19/16	4.8	763	4.00	2.4	0.0003	0.0	0.29
12/20/16	4.7	766	3.98	0.0	0.0003	0.0	0.29
12/21/16	4.7	767	4.07	0.0	0.0003	0.0	0.29
12/22/16	4.9	761	4.14	0.0	0.0003	0.0	0.29
12/23/16	4.7	766	3.97	0.0	0.0003	0.0	0.29
12/27/16	4.0	787	NA	4.6	0.0003	0.0	0.29
12/28/16	4.0	787	NA	39.0	0.0003	0.0	0.29
12/29/16	5.0	757	NA	34.8	0.0003	0.0	0.29
12/30/16	5.0	757	NA	1.0	0.0003	0.0	0.29

Table 1
Summary of SVE System Operational Data
Soil Vapor Extraction System
6701-6707 Shellmound Street
Emeryville, California

Date	System Vacuum Reading (in. of Hg)	Average Flow Rate (scfm)	Well Field Vacuum (in. of Hg)	PID Influent (ppmv)	Lab Influent (VC) (mg/m ³)	VC Extracted (grams)	Cumulative lbs VC Extracted
1/2/17	5.0	758	4.13	1.7	0.0003	0.0	0.29
1/3/17	4.9	760	4.10	2.1	0.0003	0.0	0.29
1/4/17	4.7	766	4.00	0.3	0.0003	0.0	0.29
1/5/17	4.7	767	4.02	2.5	0.0003	0.0	0.29
1/6/17	4.7	767	4.02	0.0	0.0003	0.0	0.29
1/12/17	4.1	784	4.00	2.3	0.0003	0.0	0.29
1/13/17	4.2	781	4.06	0.6	0.0003	0.0	0.29
1/14/17	4.4	777	4.15	2.2	0.0003	0.0	0.29
1/15/17	4.3	779	4.15	0.3	0.0003	0.0	0.29
1/16/17	4.3	780	4.08	0.0	0.0003	0.0	0.29
1/17/17	4.22	781	4.07	0.0	0.0003	0.0	0.29
1/18/17	4.22	781	4.08	0.0	0.0003	0.0	0.29
1/19/17	4.24	780	4.09	0.0	0.0003	0.0	0.29
1/20/17	4.22	781	4.08	0.0	0.0003	0.0	0.29
1/23/17	4.61	769	4.45	0.0	0.0003	0.0	0.29
1/24/17	4.13	784	4.02	0.0	0.0003	0.0	0.29
1/25/17	4.14	783	4.02	0.0	0.0003	0.0	0.29
1/26/17	4.16	783	4.06	0.0	0.0003	0.0	0.29
1/30/17	4.25	780	4.14	0.0	0.0003	0.0	0.29
1/31/17	4.08	785	3.97	0.0	0.0003	0.0	0.29
2/1/17	4.09	785	3.95	0.0	0.0003	0.0	0.29
2/2/17	4.10	784	3.96	0.0	0.0003	0.0	0.29
2/3/17	4.25	780	3.95	0.0	0.0003	0.1	0.29
2/6/17	4.25	780	4.05	0.0	0.0003	0.0	0.29
2/7/17	4.28	779	4.08	0.0	0.0003	0.0	0.29
2/8/17	4.37	776	4.13	0.0	0.0003	0.0	0.29
2/9/17	4.89	760	4.15	0.0	0.0003	0.0	0.29
2/10/17	4.18	782	4.05	0.0	0.0003	0.0	0.29
2/13/17	4.45	774	4.28	0.0	0.0003	0.3	0.29
2/28/17 ¹	4.12	784	3.98	0.0	0.0003	0.0	0.29
6/1/17	4.20	781	4.00	0.80	0.0003	0.0	0.29
7/6/17	5.00	757	4.30	0.00	0.0003	0.0	0.29
8/7/17	5.00	757	4.40	0.00	0.0003	0.0	0.29

Notes:

Only dates of SVE operation are shown.

-- = Data not available

NA = Not Applicable or Not Available

in. = inches

VOC = Volatile Organic Compounds

scfm = Standard cubic feet per minute

ppmv = Parts per million by volume

lbs = Pounds

VC = Vinyl Chloride






Mass extracted are estimated on laboratory analytical data.

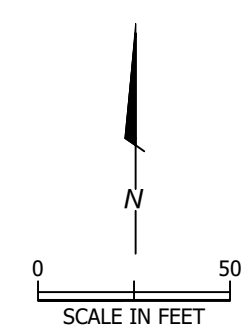
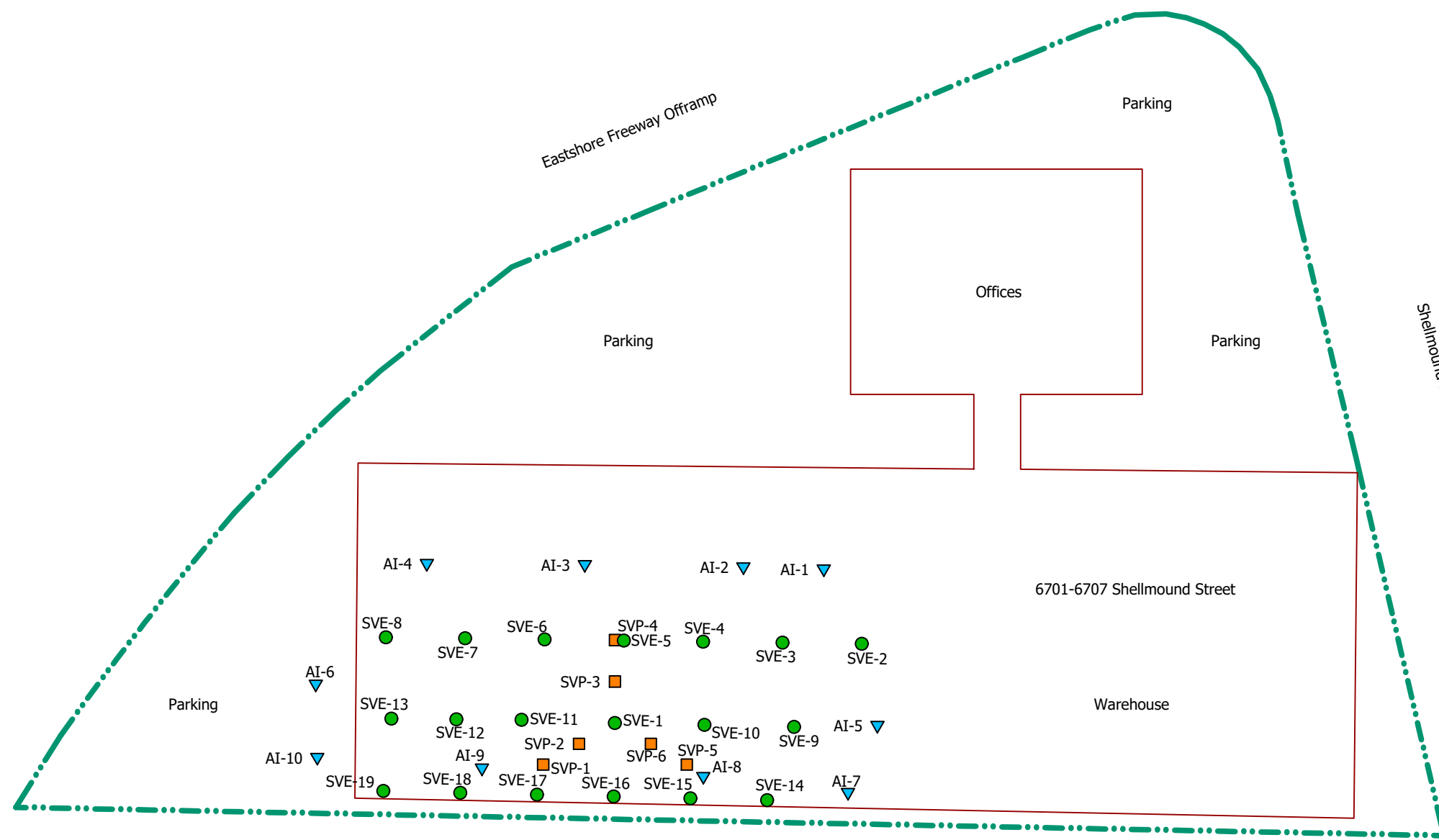
mg/m³ = milligrams per cubic meter air

SVE = Soil vapor extraction

¹ = SVE system shut down for rebound testing

PLATE

- Explanation**
-  Approximate Property Boundary
 -  Existing Building Outline
 -  SVE-6 Soil Vapor Extraction (SVE) Well Location
 -  SVP-4 Soil Vapor Monitoring Probe Location
 -  AI-2 Air Inlet Well Location



APPENDIX A

**HISTORICAL SVE SYSTEM MONITORING AND
LABORATORY ANALYTICAL SUMMARY TABLES**

Table A1
Summary of SVE Depth-to-Water Measurements
6701 - 6707 Shellmound Street
Emeryville, California

Well Identification	Well Screen Interval (feet bgs)	Sand Pack Interval (feet bgs)	Depth-to-Water, feet bgs	
			1-Jun-17	13-Jul-17
SVE-1	5 to 10	4.5 to 10.66	8.63	8.9
SVE-2	5 to 10	4.5 to 10.66	9.84	NM
SVE-3	3.96 to 8.96	3.42 to 9.42	8.02	NM
SVE-4	5 to 10	4.5 to 10.625	9.73	NM
SVE-5	5 to 10	4.5 to 10.625	9.66	NM
SVE-6	5 to 10	4.5 to 10.75	8.88	NM
SVE-7	5 to 10	4.5 to 10.75	9.38	NM
SVE-8	5 to 10	4.5 to 10.66	9.73	NM
SVE-9	5 to 10	4.5 to 10.58	9.28	NM
SVE-10	5 to 10	4.5 to 10.58	9.31	9.5
SVE-11	5 to 10	4.5 to 10.46	8.39	9.6
SVE-12	5 to 10	4.5 to 11.17	8.38	NM
SVE-13	5 to 10	4.5 to 10.58	6.68	NM
SVE-14	5 to 10	4.5 to 10.66	9.33	NM
SVE-15	5 to 10	4.5 to 10.58	7.55	NM
SVE-16	5 to 10	4.5 to 10.66	8.43	NM
SVE-17	4.79 to 9.79	4.25 to 10.42	8.58	NM
SVE-18	5 to 10	4.5 to 11.08	8.69	NM
SVE-19	5 to 10	4.5 to 10.66	7.88	9.1

Notes:

feet bgs = feet below ground surface (top of concrete floor slab)

NM = Not measured

**Table A2
SVE Well Field Measurements
6701 - 6707 Shellmound Street
Emeryville, California**

	Units	11/9/2016	11/15/2016	11/22/2016	12/1/2016	12/5/2016	12/13/2016	12/20/2016	12/27/2016	1/18/2017	1/24/2017	2/2/2017	2/9/2017	2/18/2017	2/25/2017
SVE-1															
Total VOCs	PPMv	49.3	115.7	102.1	80.2	75.9	3.80	3.30	8.30	0.50	0.70	0.30	--	--	--
Vacuum	in. H2O	67.6	77.8	69.5	54.5	51.2	53.70	53.80	60.20	57.60	58.30	54.40	--	--	--
SVE-2															
Total VOCs	PPMv	44.3	36.5	11.1	--	--	--	--	--	--	--	--	1.30	4.00	4.30
Vacuum	in. H2O	64.2	72.3	65.1	--	--	--	--	--	--	--	--	53.10	55.60	56.50
SVE-3															
Total VOCs	PPMv	12.5	17.9	10.4	--	--	--	--	--	--	--	--	--	2.00	1.40
Vacuum	in. H2O	65.9	75.3	67.5	--	--	--	--	--	--	--	--	--	55.70	56.50
SVE-4															
Total VOCs	PPMv	26.8	40.8	31.3	17.6	33.3	15.30	4.00	7.00	0.80	1.00	3.80	0.30	0.40	1.20
Vacuum	in. H2O	66.4	75.7	68.0	54.7	51.3	53.60	54.10	60.60	57.50	58.20	54.60	52.90	55.80	56.80
SVE-5															
Total VOCs	PPMv	35.4	79.4	71.6	40.9	91.8	0.30	1.40	--	--	--	--	0.00	0.40	0.40
Vacuum	in. H2O	66.8	76.3	68.4	54.5	48.5	52.90	54.30	--	--	--	--	51.50	55.70	56.80
SVE-6															
Total VOCs	PPMv	126.2	93.3	20.7	4.3	32.6	16.30	--	--	--	--	--	--	2.60	2.60
Vacuum	in. H2O	65.2	76.9	68.9	54.6	51.1	49.50	--	--	--	--	--	--	55.60	57.00
SVE-7															
Total VOCs	PPMv	17.1	66.4	11.4	--	--	--	--	--	--	--	--	0.20	1.50	1.30
Vacuum	in. H2O	64.9	77.0	69.0	--	--	--	--	--	--	--	--	53.80	55.80	57.00
SVE-8															
Total VOCs	PPMv	5.7	40.2	14.4	--	--	--	--	--	--	--	--	--	--	--
Vacuum	in. H2O	65.0	77.2	69.1	--	--	--	--	--	--	--	--	--	--	--
SVE-9															
Total VOCs	PPMv	1.7	13.1	7.4	4.1	7.7	22.30	7.20	24.50	2.10	3.50	4.40	1.80	1.80	1.20
Vacuum	in. H2O	67.6	77.8	69.4	54.5	51.1	53.30	54.10	60.80	57.90	58.20	54.50	55.10	55.30	56.40
SVE-10															
Total VOCs	PPMv	1.7	24.9	6.2	3.9	4.7	8.40	4.20	22.90	1.40	1.80	2.40	1.10	0.70	1.90
Vacuum	in. H2O	67.7	77.9	69.4	54.4	51.2	53.20	54.00	61.00	57.60	58.20	54.50	55.70	55.60	56.20
SVE-11															
Total VOCs	PPMv	12.3	31.1	7.6	--	1.9	2.00	3.30	49.60	0.40	0.30	1.50	1.00	1.50	1.20
Vacuum	in. H2O	67.5	77.7	69.3	54.3	51.1	53.50	53.70	59.60	57.30	58.20	53.90	51.10	55.40	55.90
SVE-12															
Total VOCs	PPMv	15.2	46.1	5.0	--	2.1	1.70	2.00	1.10	0.20	0.90	1.10	0.00	0.10	0.40
Vacuum	in. H2O	67.6	77.7	69.3	54.3	50.9	54.00	54.00	60.60	57.60	58.40	54.00	53.80	55.40	55.90
SVE-13															
Total VOCs	PPMv	4.2	50.2	9.0	--	0.4	0.40	2.50	--	--	--	--	--	0.40	0.20
Vacuum	in. H2O	67.8	77.6	69.3	54.1	50.5	53.30	53.80	--	--	--	--	--	55.50	55.80
SVE-14															
Total VOCs	PPMv	4.5	1.2	1.3	--	--	--	--	--	--	--	--	--	0.60	0.40
Vacuum	in. H2O	67.7	77.8	69.5	--	--	--	--	--	--	--	--	--	55.40	56.30
SVE-15															
Total VOCs	PPMv	2.5	34.2	8.1	--	5.1	3.80	1.90	1.40	0.60	0.50	0.60	0.50	1.00	0.80
Vacuum	in. H2O	67.6	77.8	69.5	54.4	51.3	53.20	54.00	60.10	57.70	58.30	54.30	51.90	55.30	56.10
SVE-16															
Total VOCs	PPMv	127.1	121.7	55.3	--	56.7	53.60	66.60	58.50	11.20	21.60	8.60	7.10	1.10	0.90
Vacuum	in. H2O	67.5	77.8	69.5	54.1	51.2	361.00	54.20	59.70	57.80	58.30	54.20	57.80	55.40	55.90

Table A2
SVE Well Field Measurements
6701 - 6707 Shellmound Street
Emeryville, California

	Units	11/9/2016	11/15/2016	11/22/2016	12/1/2016	12/5/2016	12/13/2016	12/20/2016	12/27/2016	1/18/2017	1/24/2017	2/2/2017	2/9/2017	2/18/2017	2/25/2017
SVE-17															
Total VOCs	PPMv	15.2	32.1	8.9	--	5.4	32.50	6.80	4.30	0.60	1.20	0.80	0.70	1.00	0.80
Vacuum	in. H2O	67.8	77.9	69.4	54.2	51.2	53.30	53.10	60.80	57.80	58.30	54.20	57.90	55.40	56.10
SVE-18															
Total VOCs	PPMv	8.5	60.3	7.9	--	6.9	0.20	1.60	63.90	0.00	0.20	0.50	1.30	1.50	1.80
Vacuum	in. H2O	67.7	77.6	69.2	54.2	51.3	53.40	54.00	59.60	58.00	58.30	54.20	53.80	55.40	55.90
SVE-19															
Total VOCs	PPMv	8.3	83.9	4.7	--	1.9	0.50	1.30	74.00	0.30	0.20	0.80	1.00	1.70	0.70
Vacuum	in. H2O	67.5	77.6	69.3	54.2	51.3	53.60	54.00	60.80	57.80	58.30	54.10	52.70	55.50	55.90

Note:

SVE = Soil vapor extraction

PID = Photoionization Detector

-- = Not measured

PPMv = parts per million by volume

in. H2O = inches of water

Table A3
Summary of Laboratory Analytical Results for Vapor Samples
Soil Vapor Extraction System
6701, 6705, and 6707 Shellmound Street, Emeryville, California

Sample Location	Sample ID	Date	Screened Interval (feet bgs)	PCE (µg/m³)	TCE (µg/m³)	cis-1,2-DCE (µg/m³)	trans-1,2-DCE (µg/m³)	Vinyl chloride (µg/m³)	1,1,1-TCA (µg/m³)	1,1,2,2-PCA (µg/m³)	MEK (µg/m³)	MIBK (µg/m³)	Acetone (µg/m³)	Benzene (µg/m³)	Toluene (µg/m³)	Ethylbenzene (µg/m³)	m,p-Xylene (µg/m³)	o-Xylene (µg/m³)	1,2,4-TMB (µg/m³)	1,3,5-TMB (µg/m³)	1,3-DCB (µg/m³)	4-Ethyltoluene (µg/m³)	Carbon disulfide (µg/m³)	Chloroform (µg/m³)	Other VOCs (µg/m³)	
SVE Wells																										
SVE-1	SVE-1	7/13/2016	5 to 10	< 140	< 180	< 110	< 110	3,400	< 110	< 180	< 160	< 110	< 790	< 85	< 100	< 120	< 230	< 120	< 260	< 130	< 160	< 130	< 170	< 98	150 (1,1-DCE) 2.6 (Dichlorodifluoromethane) 2 (Chloromethane)	
	SVE-1	7/14/2016	5 to 10	< 1600	< 2000	3,500	1,900	40,000	< 1200	< 2000	< 1700	< 1200	< 8600	< 930	< 1100	< 1300	< 2500	< 1300	< 2900	< 1400	< 1800	< 1400	< 1800	< 1100		
	SVE-1-103116	10/31/2016	5 to 10	120	< 180	670	270	16,000	< 74	< 120	10,000	< 75	7,700	130	66	< 79	< 160	< 79	< 180	< 89	< 110	< 89	< 110	< 67		
	SVE-1	12/2/2016	5 to 10	150	< 180	7,900	3,400	6,200	< 110	< 180	< 150	< 110	< 770	240	< 98	< 110	< 230	190	< 260	190	< 160	< 130	270	< 95		
	SVE-1	1/16/2017	5 to 10	< 2.7	< 2.1	< 1.6	< 1.6	< 1	< 1.6	< 2.7	< 3.1	3.5	< 1.6	6.1	2.2	9.3	6.0	2.1	6.0	< 3.9	< 2	< 2	< 2.5	< 1.5		
SVE-1	6/1/2017	5 to 10	< 2.7	3.0	31	3.3	1.9	< 1.6	< 2.7	4.4	< 1.6	15	< 1.3	< 1.5	< 1.7	< 3.5	< 1.7	< 3.9	< 2	< 2.4	< 2	12	< 1.5			
SVE-2	SVE-2-103116	10/31/2016	5 to 10	< 26	< 33	< 19	< 19	20	< 20	< 34	2,400	< 20	1,700	41	< 18	< 21	< 42	< 21	< 48	< 24	< 29	< 24	< 30	< 18	2.8 (Methylene chloride), 2.2 (Trichlorofluoromethane), 1.7	
	SVE-2	2/9/2017	5 to 10	< 2.7	< 2.1	< 1.6	< 1.6	< 1	< 1.6	< 2.7	5.2	2.2	17	1.9	3.3	< 1.7	4.7	< 1.7	< 3.9	< 2	< 2.4	< 2	< 2.5	< 1.5		
	SVE-2	6/1/2017	5 to 10	< 12	< 9.9	< 7.3	< 7.3	< 4.7	< 7.5	< 13	< 11	< 7.5	< 55	6.1	< 6.9	< 8	< 16	< 8	< 18	< 9	< 11	< 9	31	< 6.7		
SVE-3	SVE-3-103116	10/31/2016	4 to 9	< 16	< 21	14	< 12	40	< 13	< 21	280	< 13	190	290	240	92	770	130	110	53	< 18	27	190	< 11	19 (Naphthalene) 2.8 (Methylene chloride)	
	SVE-3	12/2/2016	4 to 9	< 5.2	< 6.6	12	< 3.9	< 2.5	< 4	< 6.7	7.0	< 4	< 29	21	11	10	110	18	20	10	< 5.8	< 4.8	240	< 3.6		
	SVE-3	2/9/2017	4 to 9	< 2.7	< 2.1	< 1.6	< 1.6	< 1	< 1.6	< 2.7	3.9	< 1.6	13	1.5	2.9	< 1.7	3.9	< 1.7	< 3.9	< 2	< 2.4	< 2	3.3	< 1.5		
	SVE-3	6/1/2017	4 to 9	< 2.7	< 2.1	1.6	< 1.6	1.5	4.6	< 2.7	5.3	< 1.6	18	9.3	3.5	< 1.7	7.7	< 1.7	< 3.9	< 2	< 2.4	< 2	< 2.5	< 1.5		
SVE-4	SVE-4-103116	10/31/2016	5 to 10	18	< 12	51	12	170	< 7.1	< 12	290	< 7.1	360	67	12	8.3	27	10	< 17	< 8.5	< 10	< 8.5	240	< 6.3	21 (1,2-DCB) 2.3 (Dichlorodifluoromethane) 2.7 (Methylene chloride) 4.5 (Dichlorodifluoromethane), 3.4 (1,1-DCE), 2.7 (1,2-DCB)	
	SVE-4	1/16/2017	5 to 10	< 2.7	< 2.1	< 1.6	< 1.6	< 1	< 1.6	< 2.7	< 3.1	4.1	< 1.6	43	1.7	6.9	4.5	16	4.5	< 3.9	< 2	< 2	< 2.5	< 1.5		
	SVE-4	2/9/2017	5 to 10	< 2.7	< 2.1	15	2.8	1.8	< 1.6	< 2.7	< 2.4	< 1.6	< 12	1.4	2.2	< 1.7	< 3.5	< 1.7	< 3.9	< 2	< 2.4	< 2	60	< 1.5		
	SVE-4	6/1/2017	5 to 10	< 2.7	9.0	23	5.0	28	< 1.6	< 2.7	3.9	< 1.6	25	41	9.1	4.2	16	9.5	< 3.9	< 2	< 2.4	< 2	70	< 1.5		
SVE-5	SVE-5-103116	10/31/2016	5 to 10	69	< 12	160	23	230	< 7.3	< 12	320	< 7.3	150	170	33	19	110	23	23	15	24	< 8.8	< 11	< 6.6	31 (1,4-DCB) 4.2 (1,1-DCE), 23 (1,4-DCB), 2.3 (Chloromethane) 2.6 (Methylene chloride), 1.9 (Chloromethane) 3.4 (1,1-DCE), 24 (1,4-DCB)	
	SVE-5	12/2/2016	5 to 10	18	< 2.7	62	7.0	22	< 1.6	< 2.7	< 2.4	< 1.6	< 12	93	17	21	76	32	< 3.9	2.4	15	< 2	79	< 1.5		
	SVE-5	2/9/2017	5 to 10	< 2.7	< 2.1	< 1.6	< 1.6	< 1	< 1.6	< 2.7	4.8	< 1.6	17	< 1.3	3.1	1.7	9.3	3.0	< 3.9	< 2	< 2.4	< 2	< 2.5	< 1.5		
	SVE-5	6/1/2017	5 to 10	< 2.7	18	31	6.4	17	< 1.6	< 2.7	< 2.4	< 1.6	< 12	73	5.2	2.9	17	5.3	< 3.9	< 2	14	< 2	3.1	< 1.5		
SVE-6	SVE-6-103116	10/31/2016	5 to 10	< 29	< 36	< 21	< 21	< 14	< 22	< 37	1,400	< 22	600	150	< 20	27	88	52	< 53	< 26	< 32	< 26	< 33	< 20	2.1 (Chloromethane)	
	SVE-6	2/9/2017	5 to 10	< 2.7	< 2.1	< 1.6	< 1.6	< 1	< 1.6	< 2.7	5.8	< 1.6	67	1.5	5.1	2.9	19	6.3	< 3.9	< 2	< 2.4	< 2	2.6	< 1.5		
	SVE-6	6/1/2017	5 to 10	< 2.7	< 2.1	< 1.6	< 1.6	< 1	< 1.6	< 2.7	< 2.4	< 1.6	41	< 1.3	< 1.5	< 1.7	< 3.5	< 1.7	< 3.9	< 2	< 2.4	< 2	< 2.5	< 1.5		
SVE-7	SVE-7-103116	10/31/2016	5 to 10	< 7.5	< 9.5	< 5.6	< 5.6	40	< 5.7	< 9.6	140	< 5.8	58	< 4.5	< 5.3	< 6.1	< 12	< 6.1	< 14	< 6.9	< 8.4	< 6.9	< 8.7	< 5.1	2 (Dichlorodifluoromethane), 1.7 (Methylene chloride) 2.8 (Methylene chloride) 10 (Chloroethane)	
	SVE-7	12/2/2016	5 to 10	< 2.1	6.3	< 1.6	< 1.6	< 1	< 1.6	< 2.7	< 2.4	< 1.6	< 12	< 1.3	< 1.5	< 1.7	< 3.5	< 1.7	< 3.9	< 2	< 2.4	< 2	< 2.5	< 1.5		
	SVE-7	2/9/2017	5 to 10	< 2.7	< 2.1	< 1.6	< 1.6	< 1	3.1	< 2.7	8.7	2.1	16	< 1.3	< 1.5	< 1.7	< 3.5	< 1.7	< 3.9	< 2	< 2.4	< 2	< 2.5	< 1.5		
	SVE-7	6/1/2017	5 to 10	< 2.7	2.7	22	5.3	86	2.7	< 2.7	7.0	< 1.6	36	16	2.4	< 1.7	< 3.5	< 1.7	< 3.9	< 2	< 2.4	< 2	11	< 1.5		
SVE-8	SVE-8-103116	10/31/2016	5 to 10	< 2.1	< 2.7	< 1.6	< 1.6	< 1	< 1.6	< 2.7	26	3.0	34	< 1.3	< 1.5	< 1.7	< 3.5	< 1.7	< 3.9	< 2	< 2.4	< 2	17	< 1.5	17 (Chloromethane)	
	SVE-8	6/1/2017	5 to 10	< 2.7	< 2.1	< 1.6	< 1.6	1.3	21	< 2.7	23	< 1.6	20	1.5	< 1.5	< 1.7	< 3.5	< 1.7	< 3.9	< 2	< 2.4	< 2	< 2.5	< 1.5		
	SVE-8-DUP	6/1/2017	5 to 10	< 2.7	< 2.1	< 1.6	< 1.6	1.2	21	< 2.7	20	< 1.6	15	< 1.3	< 1.5	< 1.7	< 3.5	< 1.7	< 3.9	< 2	< 2.4	< 2	3.1	< 1.5		
SVE-9	SVE-9-103116	10/31/2016	5 to 10	< 22	< 28	38	< 16	340	< 17	< 28	390	< 17	240	160	68	19	120	32	< 40	25	< 25	< 20	26	< 15	2.2 (Dichlorodifluoromethane) 3.4 (Methylene chloride) 6.4 (Chloroethane), 1.4 (1,1-DCA)	
	SVE-9	1/16/2017	5 to 10	< 2.7	< 2.1	< 1.6	< 1.6	< 1	< 1.6	< 2.7	< 3.1	2.8	< 1.6	41	1.6	7.5	4.4	16	4.3	< 3.9	< 2	< 2	< 2.5	< 1.5		
	SVE-9	2/9/2017	5 to 10	< 2.7	< 2.1	< 1.6	< 1.6	< 1	< 1.6	< 2.7	5.3	< 1.6	21	7.0	4.8	< 1.7	9.0	2.2	< 3.9	< 2	< 2.4	< 2	< 2.5	< 1.5		
	SVE-9	6/1/2017	5 to 10	< 2.7	< 2.1	4.3	< 1.6	18	< 1.6	< 2.7	6.2	< 1.6	15	71	12	4.6	46	6.8	5.6	5.0	< 2.4	< 2	120	< 1.5		
SVE-10	SVE-10-103116	10/31/2016	5 to 10	< 150	< 180	< 110	< 110	3,900	< 110	< 190	< 160	< 110	< 800	200	< 100	< 120	< 240	< 120	< 270	< 130	< 160	< 130	< 170	< 99	5.4 (1,1-DCE), 2.5 (Dichlorodifluoromethane), 1.7 (Methylene Chloride) 2.9 (Methylene chloride), 2.3 (Trichlorofluoromethane), 2.1 (Chloromethane)	
	SVE-10	12/2/2016	5 to 10	< 15	< 19	110	36	320	< 12	< 20	< 17	< 12	< 85	78	17	< 12	31	< 12	< 28	< 14	< 17	630	< 11			
	SVE-10	1/16/2017	5 to 10	< 2.7	4.0	15	2.5	38	< 1.6	< 2.7	< 3.1	< 2.4	< 1.6	14	52	15	3.1	19	3.2	< 3.9	< 2	< 2	17	< 1.5		
	SVE-10	2/9/2017	5 to 10	< 2.7	< 2.1	< 1.6	< 1.6	< 1	< 1.6	< 2.7	< 2.4	< 1.6	< 12	< 1.3	< 1.5	< 1.7	< 3.5	< 1.7	< 3.9	< 2	< 2.4	< 2	< 2.5	< 1.5		
SVE-10	6/1/2017	5 to 10	< 7.2	< 5.7	12	< 4.2	180	< 4.3	< 7.2	< 6.2	< 4.3	32	53	4.7	< 4.6	< 9.2	< 4.6	< 10	< 5.2	< 6.3	< 5.2	< 6.6	< 3.9			
SVE-11	SVE-11-103116	10/31/2016	5 to 10	< 95	< 120	180	< 70	< 45	< 73	< 120	2,300	< 73	3,300	130	< 67	< 77	< 150	< 77	< 170	< 87	< 110	< 87	< 110	< 65	3.4 (Methylene chloride)	
	SVE-11	2/9/2017	5 to 10	< 2.7	< 2.1	< 1.6	< 1.6	9.5	< 1.6	< 2.7	3.8															

Table A3
Summary of Laboratory Analytical Results for Vapor Samples
Soil Vapor Extraction System
6701, 6705, and 6707 Shellmound Street, Emeryville, California

Sample Location	Sample ID	Date	Screened Interval (feet bgs)	PCE (µg/m³)	TCE (µg/m³)	cis-1,2-DCE (µg/m³)	trans-1,2-DCE (µg/m³)	Vinyl chloride (µg/m³)	1,1,1-TCA (µg/m³)	1,1,2,2-PCA (µg/m³)	MEK (µg/m³)	MIBK (µg/m³)	Acetone (µg/m³)	Benzene (µg/m³)	Toluene (µg/m³)	Ethylbenzene (µg/m³)	m,p-Xylene (µg/m³)	o-Xylene (µg/m³)	1,2,4-TMB (µg/m³)	1,3,5-TMB (µg/m³)	1,3-DCB (µg/m³)	4-Ethyltoluene (µg/m³)	Carbon disulfide (µg/m³)	Chloroform (µg/m³)	Other VOCs (µg/m³)		
SVE-12	SVE-12-103116	10/31/2016	5 to 10	< 1300	< 1600	18,000	27,000	62,000	< 970	< 1600	< 1400	< 970	< 7000	< 760	< 890	< 1000	< 2100	< 1000	< 2300	< 1200	< 1400	< 1200	< 1500	< 870	2900 (1,1-DCE)		
	SVE-12	12/2/2016	5 to 10	2.2	< 2.7	32	10	52	< 1.6	< 2.7	< 2.4	< 1.6	< 12	< 5.0	< 1.5	< 1.7	< 3.5	< 1.7	< 3.9	< 2	< 2.4	< 2	53	< 1.5	2 (Dichlorodifluoromethane)		
	SVE-12	1/16/2017	5 to 10	< 2.7	< 2.1	< 1.6	< 1.6	< 1	< 1.6	< 2.7	< 3.1	3.2	< 1.6	40	1.6	6.9	4.8	17	4.9	< 3.9	< 2	< 2.4	< 2	< 2.5	< 1.5	2.4 (Dichlorodifluoromethane)	
	SVE-12	2/9/2017	5 to 10	< 2.7	< 2.7	< 1.6	< 1.6	< 1	< 1.6	< 2.7	3.5	< 1.6	18	1.5	3.7	< 1.7	4.8	1.9	< 3.9	< 2	< 2.4	< 2	2.9	< 1.5	3.6 (Methylene chloride)		
	SVE-12	6/1/2017	5 to 10	< 2.7	< 2.7	21	5.3	2.7	< 1.6	< 2.7	4.1	< 1.6	< 12	3.7	< 1.5	< 1.7	< 3.5	< 1.7	< 3.9	< 2	< 2.4	< 2	31	< 1.5			
SVE-13	SVE-13-103116	10/31/2016	5 to 10	< 54	< 68	160	< 40	1,600	< 41	< 69	660	< 41	330	42	< 38	< 44	< 88	< 44	< 99	< 50	< 61	< 50	< 63	< 37			
	SVE-13	12/2/2016	5 to 10	< 2.1	< 2.7	1.8	< 1.6	< 1	< 1.6	< 2.7	3.3	< 1.6	< 12	< 1.3	< 1.5	< 1.7	< 3.5	< 1.7	< 3.9	< 2	< 2.4	< 2	< 2.5	< 1.5	2.8 (Methylene chloride), 2 (Chloromethane)		
	SVE-13	2/9/2017	5 to 10	< 2.7	< 2.1	< 1.6	< 1.6	< 1	< 1.6	< 2.7	4.8	< 1.6	22	< 1.3	2.8	< 1.7	< 3.5	< 1.7	< 3.9	< 2	< 2.4	< 2	< 2.5	< 1.5			
	SVE-13	6/1/2017	5 to 10	< 2.7	< 2.1	26	4.7	4.2	< 1.6	< 2.7	11	< 1.6	16	5.0	< 1.5	< 1.7	< 3.5	< 1.7	< 3.9	< 2	< 2.4	< 2	72	< 1.5			
SVE-14	SVE-14-103116	10/31/2016	5 to 10	< 20	< 25	49	< 15	24	< 15	< 25	790	< 15	330	21	< 14	< 16	< 32	< 16	< 36	< 18	< 22	< 18	< 23	< 14	5.1 (Methylene chloride), 2.1 (Chloromethane)		
	SVE-14	2/9/2017	5 to 10	< 2.7	< 2.1	< 1.6	< 1.6	< 1	< 1.6	< 2.7	13	< 1.6	28	1.8	4.7	< 1.7	5.1	2.1	< 3.9	< 2	< 2.4	< 2	6.1	< 1.5			
	SVE-14	6/1/2017	5 to 10	< 2.7	< 2.1	1.7	< 1.6	< 1	< 1.6	< 2.7	9.9	< 1.6	17	< 1.3	1.7	< 1.7	< 3.5	< 1.7	< 3.9	< 2	< 2.4	< 2	< 2.5	< 1.5			
SVE-15	SVE-15-103116	10/31/2016	5 to 10	< 360	< 460	< 270	< 270	11,000	< 280	< 460	1,100	< 280	< 2000	< 210	< 250	< 290	< 580	< 290	< 660	< 330	< 400	< 330	< 420	< 250			
	SVE-15	12/2/2016	5 to 10	< 52	< 66	< 38	< 38	< 25	< 40	< 66	94	< 40	< 290	< 31	< 36	< 42	< 84	< 42	< 95	< 48	< 58	< 48	< 60	< 35	2.4 (Dichlorodifluoromethane)		
	SVE-15	1/16/2017	5 to 10	< 2.7	< 2.1	3.6	< 1.6	7.6	< 1.6	< 2.7	< 3.1	50	< 1.6	54	2.2	8.9	6.2	25	7.8	< 3.9	< 2	< 2.4	< 2	< 2.5	< 1.5	4.9 (Methylene chloride), 1.9 (Chloromethane)	
	SVE-15	2/9/2017	5 to 10	< 2.7	< 2.1	< 1.6	< 1.6	< 1	< 1.6	< 2.7	7.0	< 1.6	21	2.1	5.6	< 1.7	6.6	2.8	< 3.9	< 2	< 2.4	< 2	< 2.5	< 1.5			
	SVE-15	6/1/2017	5 to 10	< 18	< 15	< 11	< 11	17	< 11	< 19	460	< 11	190	< 8.7	< 10	< 12	< 24	< 12	< 27	< 13	< 16	< 13	< 17	< 10			
SVE-16	SVE-16-103116	10/31/2016	5 to 10	< 7400	< 9400	130,000	45,000	410,000	< 5700	< 9500	< 8200	< 5700	< 41000	< 4400	< 5200	< 6000	< 12000	< 6000	< 14000	< 6800	< 8300	< 6800	< 8600	< 5100			
	SVE-16	12/2/2016	5 to 10	< 890	< 1100	71,000	19,000	30,000	< 680	< 1100	< 980	< 680	< 4900	< 530	< 620	< 720	< 1400	< 720	< 1600	< 810	< 1000	< 810	< 1000	< 610			
	SVE-16	1/16/2017	5 to 10	< 860	< 680	33,000	6,200	3,000	< 520	< 870	< 970	< 750	< 520	< 3800	< 410	< 480	< 550	< 1100	< 550	< 1200	< 620	< 620	< 790	< 460			
	SVE-16	2/9/2017	5 to 10	< 2.7	< 2.1	360	74	34	< 1.6	< 2.7	7.4	< 1.6	29	2.2	4.0	< 1.7	5.3	2.1	< 3.9	< 2	< 2.4	< 2	< 2.5	< 1.5	4 (Methylene chloride), 2.1 (Chloromethane)		
	SVE-16	6/1/2017	5 to 10			82,000	21,000	30,000	< 640	< 1100	< 920	< 640	< 4700	< 500	< 590	< 680	< 1400	< 680	< 5800	< 770	< 940	< 770	< 980	< 570			
SVE-17	SVE-17-103116	10/31/2016	5 to 10	< 500	< 630	1,300	2,200	14,000	< 380	< 640	680	< 380	< 2800	< 300	< 350	< 410	< 810	< 410	< 920	950	< 560	< 460	< 580	< 340			
	SVE-17	12/2/2016	5 to 10	< 2.1	< 2.7	< 1.6	1.7	52	< 1.6	< 2.7	3.7	< 1.6	15	< 1.3	< 1.5	< 1.7	< 3.5	< 1.7	< 3.9	< 2	< 2.4	< 2	3.4	< 1.5	1.4 (Methylene chloride)		
	SVE-17	1/16/2017	5 to 10	< 2.7	< 2.1	8.8	2.1	9.3	< 1.6	< 2.7	< 3.1	3.4	< 1.6	45	1.5	10	7.0	21	5.4	< 3.9	< 2	< 2.4	< 2	< 2.5	< 1.5	2.5 (Dichlorodifluoromethane)	
	SVE-17	2/9/2017	5 to 10	< 2.7	< 2.1	< 1.6	< 1.6	< 1	< 1.6	< 2.7	5.4	< 1.6	19	1.5	3.9	< 1.7	4.4	< 1.7	< 3.9	< 2	< 2.4	< 2	< 2.5	< 1.5	3.8 (Methylene chloride)		
	SVE-17	6/1/2017	5 to 10	< 2.7	< 2.1	6.2	3.9	22	< 1.6	< 2.7	< 2.4	< 1.6	< 12	< 1.3	< 1.5	< 1.7	< 3.5	< 1.7	< 3.9	< 2	< 2.4	< 2	4.2	< 1.5			
	SVE-17-DUP	6/1/2017	5 to 10	< 4.4	< 3.5	28	13	130	< 2.6	< 4.4	< 3.8	< 2.6	< 19	4.9	< 2.4	< 2.8	< 5.6	< 2.8	< 6.3	< 3.2	< 3.9	< 3.2	< 4	< 2.4			
SVE-18	SVE-18-103116	10/31/2016	5 to 10	< 680	< 860	< 500	< 500	52,000	< 520	< 870	< 750	< 520	< 3800	880	< 480	< 550	< 1100	< 550	< 1200	< 620	< 760	< 620	< 790	< 460			
	SVE-18	12/2/2016	5 to 10	< 7.4	< 9.4	6.4	10	710	< 5.6	< 9.5	< 8.1	< 5.7	< 41	8.3	< 5.2	< 6	SVE-11, < 6	< 6	< 14	< 6.8	< 8.3	< 6.8	< 8.6	< 5.1	2.5 (Dichlorodifluoromethane)		
	SVE-18	1/16/2017	5 to 10	< 2.7	< 2.1	< 1.6	< 1.6	< 1	< 1.6	< 2.7	< 3.1	16	< 1.6	35	1.5	6.2	4.4	16	4.6	< 3.9	< 2	< 2.4	< 2	< 2.5	< 1.5	3.3 (Methylene chloride), 1.7 (Chloromethane)	
	SVE-18	2/9/2017	5 to 10	< 2.7	< 2.1	< 1.6	< 1.6	< 1	< 1.6	< 2.7	3.9	< 1.6	20	1.4	3.4	< 1.7	4.0	< 1.7	< 3.9	< 2	< 2.4	< 2	< 2.5	< 1.5			
SVE-18	6/1/2007	5 to 10	< 2.7	< 2.1	3.6	< 1.6	2.5	< 1.6	< 2.7	< 2.4	< 1.6	< 1.6	3.0	< 1.5	< 1.7	3.5	1.7	< 3.9	< 2	< 2.4	< 2	4.2	< 1.5				
SVE-19	SVE-19-103116	10/31/2016	5 to 10	< 99	< 130	< 73	< 73	< 47	< 76	< 130	4,200	< 76	1,400	< 59	< 70	< 80	< 160	< 80	< 180	< 91	< 110	< 91	< 120	< 68			
	SVE-19	2/9/2017	5 to 10	< 2.7	< 2.1	< 1.6	< 1.6	< 1	< 1.6	< 2.7	3.6	< 1.6	< 12	< 1.3	< 1.5	< 1.7	< 3.5	< 1.7	< 3.9	< 2	< 2.4	< 2	8.2	< 1.5	2.1 (Chloromethane)		
	SVE-19	6/1/2017	5 to 10	< 2.7	< 2.1	< 1.6	< 1.6	< 1	< 1.6	< 2.7	< 2.4	< 1.6	< 12	< 1.3	< 1.5	< 1.7	< 3.5	< 1.7	< 3.9	< 2	< 2.4	< 2	7.9	< 1.5			
Soil Vapor Monitoring Probes																											
SVP-1-3.5	SVP-1-3.5	6/1/2017	3.5	< 2.7	21	8.6	< 1.6	1.2	< 1.6	< 2.7	< 2.4	< 1.6	27	1.9	< 1.5	< 1.7	< 3.5	< 1.7	< 3.9	< 2	< 2.4	< 2	< 2.5	3.1			
SVP-1-7.5	SVP-1-7.5	7/12/2016	7.5	< 250	< 250	250	< 180	13,000	< 190	< 310	< 270	< 190	< 1400	250	< 170	< 200	< 40										

Table A3
Summary of Laboratory Analytical Results for Vapor Samples
Soil Vapor Extraction System
6701, 6705, and 6707 Shellmound Street, Emeryville, California

Sample Location	Sample ID	Date	Screened Interval (feet bgs)	PCE (µg/m³)	TCE (µg/m³)	cis-1,2-DCE (µg/m³)	trans-1,2-DCE (µg/m³)	Vinyl chloride (µg/m³)	1,1,1-TCA (µg/m³)	1,1,2,2-PCA (µg/m³)	MEK (µg/m³)	MIBK (µg/m³)	Acetone (µg/m³)	Benzene (µg/m³)	Toluene (µg/m³)	Ethylbenzene (µg/m³)	m,p-Xylene (µg/m³)	o-Xylene (µg/m³)	1,2,4-TMB (µg/m³)	1,3,5-TMB (µg/m³)	1,3-DCB (µg/m³)	4-Ethyltoluene (µg/m³)	Carbon disulfide (µg/m³)	Chloroform (µg/m³)	Other VOCs (µg/m³)	
SVP-4-3.5	SVP-4-3.5	7/12/2016	3.5	6.9	6.9	< 1.6	< 1.6	< 1	9.5	4.8	19	11	44	19	18	23	120	54	17	8.7	< 2.4	3.9	3.1	57	2.0 (BDCM), 2.4 (Freon 12), 1.5 (MC), 2.6 (Freon 11)	
	SVP-4-3.5	6/1/2017	3.5	< 2.7	4.1	< 1.6	< 1.6	< 1	< 1.6	< 2.7	< 2.4	< 1.6	< 12	< 1.3	< 1.5	< 1.7	< 3.5	< 1.7	< 3.9	< 2	< 2.4	< 2	< 2.5	< 1.5		
	SVP-4-3.5-DUP	6/1/2017	3.5	< 2.7	4.1	< 1.6	< 1.6	< 1.6	4.8	3.0	< 2.7	< 2.4	< 1.6	< 12	< 1.3	< 1.5	< 1.7	< 3.5	< 1.7	< 3.9	< 2	< 2.4	< 2	< 1.5		
SVP-4-7.5	SVP-4-7.5	7/12/2016	7.5	19	19	57	9.1	180	< 4.5	< 7.6	23	< 4.5	84	230	59	21	210	24	20	10	59	< 5.4	20	< 4.1	72 (1,4-DCB), 23 (NAPH)	
SVP-5-7.5	SVP-5-7.5	7/12/2016	7.5	< 510	< 510	< 370	< 370	22,000	< 390	< 650	< 560	< 390	< 2800	490	< 360	< 410	< 820	< 410	< 930	< 460	< 570	< 460	< 590	< 350		
SVP-6-3.5	SVP-6-3.5	7/12/2016	3.5	< 1700	< 1700	14,000	6,100	100,000	< 1300	< 2200	< 1900	< 1300	< 9600	< 1000	< 1200	< 1400	< 2800	< 1400	< 3200	< 1600	< 2000	< 1600	< 2000	< 1200		
	SVP-6-3.5	6/1/2017	3.5	< 190	< 150	320	< 110	5,700	< 120	< 190	< 170	< 120	< 840	< 91	< 110	< 120	< 250	< 120	< 280	< 140	< 170	< 140	< 180	< 100		
SVP-6-7.5	SVP-6-7.5	7/12/2016	7.5	< 1800	< 1800	16,000	6,300	98,000	< 1400	< 2300	< 2000	< 1400	< 10000	< 1100	< 1300	< 1500	< 3000	< 1500	< 3400	< 1700	< 2000	< 1700	< 2100	< 1200		
<i>Residential Land Use ESL¹</i>				240	240	4,200	31,000	4,7	520,000	24	2,600,000	1,600,000	16,000,000	48	160,000	560	52,000	52,000	NE	NE	NE	NE	61	NE	Varies	
<i>Commercial/Industrial Land Use ESL²</i>				3,000	3,000	35,000	260,000	160	4,400,000	210	22,000,000	13,000,000	140,000,000	420	1,300,000	4,900	440,000	440,000	NE	NE	NE	NE	530	NE	Varies	
<i>Residential TCL (Target LECR = 10-4)</i>				--	--	11,000	--	4,700	--	11,500	--	--	--	4,600	--	121,300	--	--	--	--	--	--	--	--	--	--
<i>Commercial/Industrial TCL (Target LECR = 10-4)</i>				--	--	92,400	--	41,300	--	101,200	--	--	--	39,200	--	NA	--	--	--	--	--	--	--	--	--	--
<i>Residential TCL (Target LECR = 10-5)</i>				--	--	11,000	--	473	--	1,100	--	--	--	1,400	--	12,100	--	--	--	--	--	--	--	--	--	--
<i>Commercial/Industrial TCL (Target LECR = 10-5)</i>				--	--	92,400	--	4,100	--	10,100	--	--	--	12,600	--	NA	--	--	--	--	--	--	--	--	--	--
<i>Residential TCL (Target LECR = 10-6)</i>				--	--	11,000	--	47	--	116	--	--	--	145	--	1,200	--	--	--	--	--	--	--	--	--	--
<i>Commercial/Industrial TCL (Target LECR = 10-6)</i>				--	--	92,400	--	400	--	1,000	--	--	--	1,200	--	NA	--	--	--	--	--	--	--	--	--	--

Notes:

Detections are shown in bold. Results exceeding residential 10-4 LECR for chemicals with TCLs are shaded; results without TCLs that are equal to or exceeding commercial/industrial ESLs are shaded.

LECR = Lifetime excess cancer risk

Only detected analytes are summarized on table. Refer to Appendix D for laboratory report to access entire list of compounds analyzed.

SVE = Soil vapor extraction

BDCM = Bromodichloromethane

DCB = Dichlorobenzene

DCE = Dichloroethene.

Freon 11 = Trichlorofluoromethane

Freon 12 = Dichlorodifluoromethane

MC = Methylene Chloride

MEK = Methyl Ethyl Ketone

MIBK = Methyl Isobutyl Ketone

NAPH = Naphthalene

PCA = Tetrachloroethane

TCA = Trichloroethane.

TCE = Trichloroethene.

TMB = Trimethylbenzene.

VOCs = Volatile organic compounds.

bgs = Below ground surface.

µg/m³ = Micrograms per cubic meter.

< 2.9 = Not detected at or above the indicated laboratory method reporting limit.

NE = Not established.

-- = Not applicable/not analyzed.

TCL = Target Cleanup Level for Lifetime Excess Cancer Risk (LECR) presented in Table 40 of the November 2016 Human Health Risk Assessment Report.