

RO 498



Environmental

6280 Brookshire Drive, Rocklin, CA 95677
May 5, 2005

Tel: (916) 415-1134, FAX: (916) 415-1154

Mr. Jeff Baker
Tesoro Environmental Resources Company
3450 S. 344th Way, Suite 100
Auburn, Washington 98001-5931

Subject: *Quarterly Ground Water Monitoring and
Remediation System Status Report, First Quarter 2005*
Tesoro Station No. 67107
(Former Beacon Station No. 3721)
44 Lewelling Boulevard
San Lorenzo, California
RDM Project No. 02-67107

RECEIVED
JUN 01 2005
ENVIRONMENTAL HEALTH SERVICES

Dear Mr. Baker:

On Behalf of Tesoro Environmental Resources Company (Tesoro), RDM Environmental (RDM) is submitting the following quarterly monitoring report to the Alameda County Environmental Health Department (ACEHD). This report describes quarterly ground water monitoring and remediation system status for the **First Quarter 2005**.

Work Performed During the First Quarter 2005:

- RDM performed ground water sampling on **February 4, 2005**.
- RDM conducted operation and maintenance on the remediation system.
- RDM is in the process of upgrading the remediation system. These modifications include adding the new recovery wells to the existing ground water remediation system and replacing the soil vapor extraction blower and air sparging compressor. These proposed system modifications will occur once RDM has received authorization to install three additional ozone sparge wells.

STATUS OF GROUND WATER MONITORING

Cumulative ground water sampling information is summarized in Table 1. A site location map, site detail map, ground water elevation map, and benzene, total petroleum hydrocarbons as gasoline, and methyl-t-butyl ether (MTBE) isoconcentration maps are shown on Figures 1 through 6, respectively. The site history is included in Enclosure A, the quarterly monitoring data sheets are included in Enclosure B and the ground water analytical results are included in Enclosure C.

- Local ground water flows toward recovery well RW-1 and historical ground water flow direction is to the southwest.

Cost Effective Solutions

STATUS OF REMEDIATION SYSTEM

Operation and maintenance is performed bi-monthly by RDM on a remediation system consisting of ground water treatment, soil vapor extraction (SVE) and air sparging components. Details of system performance and cumulative totals are tabulated in Tables 2 through 4. A process flow diagram showing details of the system is shown as Figure 7.

Operation & Maintenance Site Visits:

- Operation and maintenance site visits were conducted for the **First Quarter 2005** on:
 - **January 12 and 26, 2005**
 - **February 1 and 27, 2005**
 - **March 15 and 24, 2005**

Ground Water Extraction System Performance:

- The ground water treatment system operated intermittently during the **First Quarter 2005**.
- During the **First Quarter 2005**, the ground water system processed **284,490** gallons.
- As of **March 24, 2005**, the ground water system has processed approximately **4,232,660** gallons.
- The ground water system performance data is included in Table 2 and the remediation system analytical results are included in Enclosure D.
- Ground water is extracted from recovery well RW-1.

Soil Vapor Extraction System Performance:

- The SVE system did not operate during the **First Quarter 2005**.
- During the **First Quarter 2005**, the SVE system removed **0.0** pounds of vapor equivalent gasoline.
- As of **November 26, 2003**, the SVE system has removed approximately **210.5** pounds (**34.5** gallons) of vapor equivalent gasoline.
- The SVE analytical results are summarized in Table 3 and the SVE system performance data is included in Table 4.
- Soil vapor extraction was formerly conducted on wells MW-2, MW-3 and RW-1.
- The SVE system will be rehabilitated during the **Second Quarter 2005**.

Air Sparging System Performance:

- The air sparging system did not operate during the **First Quarter 2005**.
- Air sparging was formerly being conducted on monitoring wells MW-2 and MW-4 and air sparging wells AS-1, AS-2 and AS-3.
- The air compressor is on a 50/50 duty cycle.
- The air sparge system will be rehabilitated during the **Second Quarter 2005**.

Mr. Jeff Baker
Tesoro Environmental Resources Company
May 5, 2005
Page 3

CONCLUSIONS/RECOMMENDATIONS

RDM and Tesoro recommend meeting with ACEHD to discuss the project and evaluate various remediation alternatives that may facilitate closure at the site. Tesoro is willing to explore innovative alternatives with cooperation from the ACEHD to complete this project.

In addition, RDM recommends adding an ozone generator to the existing air sparging system to evaluate the effectiveness of ozone in eliminating the elevated concentrations of dissolved MTBE in the vicinity of the site. If ozone technology appears to be effective, RDM and Tesoro will consider expanding the ozone sparging network with the installation of additional sparge wells.

The interpretations contained in this report represent our professional opinions and are based, in part, on information supplied by the client. These opinions are based on currently available information and are arrived at in accordance with currently accepted hydrogeologic and engineering practices at this time and location. Other than this, no warranty is implied or intended.

RDM recommends a copy of this report be forwarded to the following people:


Ms. Donna Drogos, P.E.
Alameda County
Environmental Health Department
470 27th Street, Room 322
Oakland, CA 94612

Mr. Steven Ritchie – California Regional Water Quality Control Board
San Francisco Bay Region
1515 Clay Street, Suite 1400
Oakland, CA 94612

Mr. Jeff Baker
Tesoro Environmental Resources Company
May 5, 2005
Page 4

If you have any questions concerning this project, please contact Richard Munsch at (916) 415-1134.

RDM ENVIRONMENTAL


Richard D. Munsch
Project Manager


Michael G. Lee, P.E.
California Registered Civil Engineer No. C055795



RDM (67107 4Q GWM 11-13-04.doc)

Enclosures:

- Enclosure A: Site Background Information
- Enclosure B: Ground Water Sampling Information
- Enclosure C: Ground Water Monitoring Analytical Results
- Enclosure D: Remediation System Analytical Results

TABLE 1

GROUND WATER MONITORING DATA

Tesoro Station No. 67107
Former Beacon Station No. 3721
44 Lewelling Boulevard
San Lorenzo, California

Monitoring Well	Date	Top of Riser Elevation (ft)	Depth to Water (ft)	Ground Water Elevation (ft)	Benzene (µg/L)	Toluene (µg/L)	Ethyl-benzene (µg/L)	Total Xylenes (µg/L)	TPH as gasoline (µg/L)	MTBE (µg/L)	Oxygenates (µg/L)	Comments
MW-1	02/18/92	43.67	16.42	27.25	NS	NS	NS	NS	NS	NS	NA	
	05/14/92		17.28	26.39	NS	NS	NS	NS	NS	NS	NA	
	05/15/92		NM	NC	2,000	47	1,200	400	41,000	NA	NA	
	08/27/92		19.48	24.19	NS	NS	NS	NS	NS	NS	NA	
	08/28/92		NM	NC	3,800	54	850	970	110,000	NA	NA	
	11/19/92		20.57	23.10	200	<5.0	90	140	3,600	NA	NA	
	02/03/93		15.91	27.76	180	22	79	130	3,000	NA	NA	
	06/23/93		16.21	27.46	2,400	74	650	510	12,000	NA	NA	No free product or sheen
	09/22/93		17.85	25.82	3,000	290	1,100	1,200	23,000	NA	NA	No free product or sheen
	01/24/94		17.91	25.76	2,400	280	1,100	1,700	18,000	NA	NA	
	04/07/94		16.94	26.73	4,200	820	1,600	2,100	20,000	NA	NA	No free product or sheen
	06/07/94		17.20	26.47	1,800	510	1,100	1,600	26,000	NA	NA	No free product or sheen
	09/28/94		18.73	24.94	1,700	210	970	870	18,000	NA	NA	No free product or sheen
	12/14/94		17.56	26.11	4,400	2,400	2,300	4,300	31,000	NA	NA	Product sheen
	03/15/95		14.92	28.75	830	310	840	1,200	17,000	NA	NA	Product sheen
	06/13/95		15.38	28.29	1,300	99	1,500	1,100	22,000	NA	NA	No free product or sheen
	09/28/95		16.75	26.92	580	<25	780	410	8,800	NA	NA	No free product or sheen
	12/28/95		17.28	26.39	4.9	<1.3	<1.3	290	4,800	74	NA	No free product or sheen
	01/30/96		NM	NC	17	7.1	20	45	1,500	63	NA	Not measured
	03/12/96		14.13	29.54	<0.5	<0.5	<0.5	<0.5	110	44	NA	No free product or sheen
	06/11/96		14.90	28.77	48	0.9	37	26	600	75	NA	No free product or sheen
	10/02/96		16.31	27.36	16	<0.5	6	0.92	210	11	NA	No free product or sheen
	01/28/97		12.99	30.68	<0.5	<0.5	<0.5	<0.5	150	160	NA	No free product or sheen
	05/20/97		15.28	28.39	<2.5	<2.5	<2.5	<2.5	680	640	NA	No free product or sheen
	08/18/97		16.74	26.93	<2.5	<2.5	<2.5	<2.5	<250	540	NA	No free product or sheen
	09/29/97		NM	NC	NS	NS	NS	NS	NS	NS	NA	Not measured
	11/05/97		17.45	26.22	2.8	<2.5	<2.5	<2.5	<250	400/390 ^b	NA	No free product or sheen
	03/31/98		12.47	31.20	260	13	110	150	3,300	7,900	NA	No free product or sheen
	05/26/98		13.69	29.98	NS	NS	NS	NS	NS	NS	NA	No free product or sheen

TABLE 1

GROUND WATER MONITORING DATA

Tesoro Station No. 67107
Former Beacon Station No. 3721
44 Lewelling Boulevard
San Lorenzo, California

Monitoring Well	Date	Top of Riser Elevation (ft)	Depth to Water (ft)	Ground Water Elevation (ft)	Benzene (µg/L)	Toluene (µg/L)	Ethyl-benzene (µg/L)	Total Xylenes (µg/L)	TPH as gasoline (µg/L)	MTBE (µg/L)	Oxygenates (µg/L)	Comments
MW-1 (Cont.)	05/28/98	43.67	NM	NC	120	<10	39	55	7,800	9,300	NA	No free product or sheen
	08/19/98		14.58	29.09	12	<2.5	6.0 ^c	3.8 ^c	<250 ^c	2,200	NA	No free product or sheen
11/17/98	15.39		28.28	8.3	<2.5	9.2	7.6	860	4,200	NA	No free product or sheen	
02/18/99	13.52		30.15	2.7	<2.5	<2.5	3.9	310	4,200	NA	No free product or sheen	
06/24/99	15.02		28.65	10	<2.5	12	6.5	860	3,400	NA	No free product or sheen	
08/30/99	15.87		27.80	2.0	<0.5	3.9	2.0	140	2,800	NA	No free product or sheen	
11/09/99	16.65		27.02	<0.5	<0.5	3.1	2.0	170	1,500	NA	No free product or sheen	
03/22/00	13.96		29.71	2.8	<2.0	3.6	<2.0	<200	1,200	NA	No free product or sheen	
06/12/00	15.23		28.44	1.3	<1.0	<1.0	<1.0	<1.0	190	640	NA	No free product or sheen
11/15/00	17.05		26.62	<1.0	<0.1	<1.0	<1.0	<1.0	240	960	NA	No free product or sheen
02/26/01	15.46		28.21	1.2	<1.0	<1.0	<1.0	<1.0	<100	2,800	NA	No free product or sheen
05/21/01	16.22		27.45	<2.0	<2.0	<2.0	<2.0	<2.0	<200	540	NA	No free product or sheen
09/05/01	11.25		32.42	7.0	<2.0	<2.0	<2.0	<2.0	<200	550	NA	No free product or sheen
11/07/01	18.01		25.66	<2.0	<2.0	<2.0	<2.0	<2.0	290	750	NA	No free product or sheen
02/11/02	45.98		15.77	30.21	<1.0	<1.0	<1.0	<1.0	270	450	NA	No free product or sheen
06/03/02			16.35	29.63	<2.0	<2.0	<2.0	<2.0	310	610	26 ^c	No free product or sheen
08/06/02			17.00	28.98	<0.5	<0.5	<0.5	<0.5	170	540	20 ^c	No free product or sheen
11/14/02		16.93	29.05	<2.0	<2.0	<2.0	<2.0	490	900	ND	No free product or sheen	
02/20/03		15.74	30.24	<1.0	<1.0	<1.0	<1.0	210	320	ND	No free product or sheen	
05/15/03		15.60	30.38	<1.5	<1.5	<1.5	<1.5	400	670	ND	No free product or sheen	
07/31/03		16.60	29.38	<1.5	<1.5	<1.5	<1.5	380	620	ND	No free product or sheen	
10/28/03		17.35	28.63	<1.0	<1.0	<1.0	<1.0	230	470	ND	No free product or sheen	
02/28/04		14.65	31.33	<0.5	<0.5	<0.5	<0.5	300	400	ND	No free product or sheen	
04/16/04		15.44	30.54	<1.5	<1.5	<1.5	<1.5	<200	510	ND	No free product or sheen	
07/16/04	15.99	29.99	<1.5	<1.5	<1.5	<1.5	280	660	ND	No free product or sheen		
11/13/04	15.98	30.00	<1.0	<1.0	<1.0	<1.0	<100	530	19 ^c	No free product or sheen		
02/04/05	15.27	30.71	<1.0	<1.0	<1.0	<1.0	140	610	18 ^c	No free product or sheen		

TABLE 1

GROUND WATER MONITORING DATA

Tesoro Station No. 67107
Former Beacon Station No. 3721
44 Lewelling Boulevard
San Lorenzo, California

Monitoring Well	Date	Top of Riser Elevation (ft)	Depth to Water (ft)	Ground Water Elevation (ft)	Benzene (µg/L)	Toluene (µg/L)	Ethyl-benzene (µg/L)	Total Xylenes (µg/L)	TPH as gasoline (µg/L)	MTBE (µg/L)	Oxygenates (µg/L)	Comments
MW-2	02/18/92	43.09	60.00	26.44	<0.5	<0.5	1.9	<0.5	1,600	NA	NA	
	05/14/92		16.64	26.45	1.2	1	1.3	<0.5	740	NA	NA	
	08/27/92		16.61	26.28	6.5	1.1	0.6	<0.5	1,400	NA	NA	
	11/19/92		19.91	23.18	<0.5	<0.5	2.7	<0.5	360	NA	NA	
	02/03/93		15.23	27.86	1.2	1.6	4.5	6.4	590	NA	NA	
	06/23/93		15.55	27.54	<0.5	<0.5	0.52	0.5	160	NA	NA	No free product or sheen
	09/22/93		17.22	25.87	<0.5	0.59	1.2	0.59	290	NA	NA	No free product or sheen
	01/24/94		17.20	25.89	<0.5	<0.5	0.68	<0.5	330	NA	NA	
	04/07/94		16.26	26.83	<0.5	<0.5	<0.5	4.4	490	NA	NA	No free product or sheen
	06/07/94		16.46	26.63	<0.5	<0.5	1.5	<0.5	550	NA	NA	No free product or sheen
	09/28/94		18.06	25.03	<0.5	<0.5	<0.5	<0.5	190	NA	NA	No free product or sheen
	12/14/94		16.86	26.23	7.2	0.84	<0.5	<0.5	1,400	NA	NA	No free product or sheen
	03/15/95		14.08	29.01	39	<0.5	0.53	<0.5	730	NA	NA	No free product or sheen
	06/13/95		14.67	28.42	8.3	<0.5	<0.5	<0.5	750 ^a	NA	NA	No free product or sheen
	09/28/95		16.07	27.02	<0.5	<0.5	<0.5	<0.5	670 ^a	NA	NA	No free product or sheen
	12/28/95		16.46	26.63	9.5	<5.0	<5.0	5.2	3,100	4,600	NA	No free product or sheen
	03/12/96		13.11	29.98	<1.3	<1.3	<1.3	<1.3	710	3,200	NA	No free product or sheen
	06/11/96		14.14	28.95	1.6	<1.3	<1.3	<1.3	1,900 ^a	5,100	NA	No free product or sheen
	10/02/96		15.71	27.38	<2.5	<2.5	<2.5	<2.5	2,800	7,900	NA	No free product or sheen
	01/28/97		12.05	31.04	<0.5	<0.5	<0.5	<0.5	130	210	NA	No free product or sheen
	05/20/97		14.65	28.44	120	16	<2.5	4.0	1,400	390	NA	No free product or sheen
	08/18/97		16.00	27.09	<2.5	<2.5	<2.5	<2.5	<250	2,000	NA	No free product or sheen
	09/29/97		NM	NC	NS	NS	NS	NS	NS	NS	NS	Not measured
	11/05/97		16.75	26.34	<2.5	<2.5	<2.5	<2.5	<250	2,900/2,900 ^b	NA	No free product or sheen
	03/31/98		11.54	31.55	<0.5	<0.5	<0.5	<0.5	<10,000	85,000	NA	No free product or sheen
	05/26/98		12.78	30.31	NS	NS	NS	NS	NS	NS	NS	No free product or sheen
	05/28/98		NM	NC	<500	<500	<500	<500	<50,000	97,000	NA	No free product or sheen
	08/19/98		14.40	28.69	<0.5	<0.5	<0.5	<0.5	210	22,000	NA	No free product or sheen
	11/17/98		15.18	27.91	<0.5	<0.5	<0.5	<0.5	<50	17,000	NA	No free product or sheen

TABLE 1

GROUND WATER MONITORING DATA

Tesoro Station No. 67107
 Former Beacon Station No. 3721
 44 Lewelling Boulevard
 San Lorenzo, California

Monitoring Well	Date	Top of Riser Elevation (ft)	Depth to Water (ft)	Ground Water Elevation (ft)	Benzene (µg/L)	Toluene (µg/L)	Ethyl-benzene (µg/L)	Total Xylenes (µg/L)	TPH as gasoline (µg/L)	MTBE (µg/L)	Oxygenates (µg/L)	Comments
MW-2 (Cont.)	02/18/99	43.09	14.07	29.02	<0.5	<0.5	<0.5	<0.5	<50	13,000	NA	No free product or sheen
	06/24/99		14.70	28.39	<15	<0.5	<0.5	<0.5	180	39,000	NA	No free product or sheen
	08/30/99		15.46	27.63	<25	<25	<25	<25	<2,500	18,000	NA	No free product or sheen
	11/09/99		16.03	27.06	<5.0	<5.0	<5.0	<5.0	<500	14,000	NA	No free product or sheen
	03/22/00		13.05	30.04	<5.0	<5.0	<5.0	<5.0	<500	54,000	NA	No free product or sheen
	06/12/00		14.50	28.59	<20	<20	<20	<20	<2,000	53,000	NA	No free product or sheen
	11/15/00		16.28	26.81	<50	<50	<50	<50	<5,000	35,000	NA	No free product or sheen
	02/26/01		14.98	28.11	<20	<20	<20	<20	<2,000	2,800	NA	No free product or sheen
	05/21/01		15.45	27.64	<25	<25	<25	<25	<5,000	20,000	NA	No free product or sheen
	09/05/01		15.17	27.92	<20	<20	<20	<20	<2,000	12,000	NA	No free product or sheen
	11/07/01	17.05	26.04	<20	<20	<20	<20	<2,000	7,600	NA	No free product or sheen	
	02/11/02	45.23	13.29	31.94	<5.0	<5.0	<5.0	<5.0	<500	1,500	NA	No free product or sheen
	06/03/02		14.84	30.39	<5.0	<5.0	<5.0	<5.0	<500	2,200	190 ^c	No free product or sheen
	08/06/02		14.85	30.38	<5.0	<5.0	<5.0	<5.0	<500	3,300	110 ^c	No free product or sheen
	11/14/02		15.35	29.88	<10	<10	<10	<10	<1,000	3,200	120 ^c	No free product or sheen
	02/20/03		14.08	31.15	<0.5	<0.5	<0.5	<0.5	<50	160	ND	No free product or sheen
	05/15/03		14.55	30.68	<0.5	<0.5	<0.5	<0.5	<50	270	ND	No free product or sheen
	07/31/03		15.30	29.93	<0.5	<0.5	<0.5	<0.5	<50	300	ND	No free product or sheen
	10/28/03		14.93	30.30	<0.5	<0.5	<0.5	<0.5	<50	1,600	20 ^c , 1.8 ^f	No free product or sheen
	02/28/04		13.56	31.67	<0.5	<0.5	<0.5	<0.5	<50	340	ND	No free product or sheen
04/16/04	14.40		30.83	<0.5	<0.5	<0.5	<0.5	<50	130	35 ^c	No free product or sheen	
07/16/04	15.03	30.20	<0.5	<0.5	<0.5	<0.5	<50	68	ND	No free product or sheen		
11/13/04	15.00	30.23	<0.5	<0.5	<0.5	<0.5	<50	35	ND	No free product or sheen		
02/04/05	14.26	30.97	<0.5	<0.5	<0.5	<0.5	<50	22	ND	No free product or sheen		

TABLE 1

GROUND WATER MONITORING DATA

Tesoro Station No. 67107
Former Beacon Station No. 3721
44 Lewelling Boulevard
San Lorenzo, California

Monitoring Well	Date	Top of Riser Elevation (ft)	Depth to Water (ft)	Ground Water Elevation (ft)	Benzene (µg/L)	Toluene (µg/L)	Ethyl-benzene (µg/L)	Total Xylenes (µg/L)	TPH as gasoline (µg/L)	MTBE (µg/L)	Oxygenates (µg/L)	Comments
MW-3	02/18/92	43.10	16.89	26.21	NS	NS	NS	NS	NS	NS	NS	
	05/14/92		16.60	26.50	NS	NS	NS	NS	NS	NS	NS	
	05/15/92		NM	NC	6,300	5,900	1,700	6,100	160,000	NA	NA	
	08/27/92		18.96	24.14	NS	NS	NS	NS	NS	NS	NS	
	08/28/92		NM	NC	2,500	40,000	6,700	44,000	1,300,000	NA	NA	
	11/18/92		20.38	23.01	NS	NS	NS	NS	NS	NS	NS	
	11/19/92		NM	NC	NS	NS	NS	NS	NS	NS	NS	
	02/03/93		15.43	27.67	7,200	11,000	2,900	13,000	82,000	NA	NA	
	06/23/93		15.67	27.43	3,200	5,300	2,500	9,100	61,000	NA	NA	Product sheen
	09/22/93		17.20	25.90	12,000	14,000	3,900	18,000	94,000	NA	NA	No free product or sheen
	01/24/94		17.35	25.75	14,000	17,000	4,200	14,000	110,000	NA	NA	
	04/07/94		14.48	28.62	6,500	1,800	1,700	4,100	28,000	NA	NA	No free product or sheen
	06/07/94		13.37	29.73	6,400	2,300	1,500	3,500	27,000	NA	NA	Product sheen
	09/28/94		18.05	25.05	7,400	4,300	1,500	4,600	40,000	NA	NA	No free product or sheen
	12/14/94		16.92	26.18	17,000	21,000	3,900	22,000	140,000	NA	NA	Product sheen
	03/15/95		14.22	28.88	4,900	1,900	1,800	7,100	58,000	NA	NA	Product sheen
	06/13/95		14.49	28.61	7,200	2,900	1,200	4,600	44,000	NA	NA	Product sheen
	09/28/95		15.17	27.93	5,600	2,100	1,900	6,900	30,000	NA	NA	No free product or sheen
	12/28/95		15.45	27.65	32	5.8	18	4,700	16,000	360	NA	No free product or sheen
	01/30/96		NM	NC	850	800	190	1,700	8,700	430	NA	Not measured
	03/12/96		11.35	31.75	48	64	5.3	630	2,400	97	NA	No free product or sheen
	06/11/96		Dry	Dry	NS	NS	NS	NS	NS	NS	NS	Dry
	10/02/96		Dry	Dry	NS	NS	NS	NS	NS	NS	NS	Dry
	01/28/97		Dry	Dry	NS	NS	NS	NS	NS	NS	NS	Dry
	05/20/97		Dry	Dry	NS	NS	NS	NS	NS	NS	NS	Plugged at 14 feet
	07/10/97		NM	NC	<0.50	<0.50	<0.50	4.8	300	40	NA	Not measured
	08/18/97		16.05	27.05	480	8.4	100	230	3,600	170	NA	No free product or sheen
	09/29/97		NM	NC	740	8.6	160	240	3500	210	NA	Not measured
	11/05/97		16.78	26.32	870	15	180	210	4,100	240/210 ^b	NA	No free product or sheen

TABLE 1

GROUND WATER MONITORING DATA

Tesoro Station No. 67107
 Former Beacon Station No. 3721
 44 Lewelling Boulevard
 San Lorenzo, California

Monitoring Well	Date	Top of Riser Elevation (ft)	Depth to Water (ft)	Ground Water Elevation (ft)	Benzene (µg/L)	Toluene (µg/L)	Ethyl-benzene (µg/L)	Total Xylenes (µg/L)	TPH as gasoline (µg/L)	MTBE (µg/L)	Oxygenates (µg/L)	Comments
MW-3	03/31/98	43.10	11.55	31.55	1,800	600	410	1,400	12,000	510	NA	No free product or sheen
(Cont.)	05/26/98		12.80	30.30	NS	NS	NS	NS	NS	NS	NA	No free product or sheen
	05/28/98		NM	NC	1,500	400	280	870	6,500	480	NA	No free product or sheen
	08/19/98		14.27	28.83	130	11	24	60	1,400	140	NA	No free product or sheen
	11/17/98		15.11	27.99	48	3.5	9.9	14	510	120	NA	No free product or sheen
	02/18/99		13.30	29.80	67	28	24	81	690	88	NA	No free product or sheen
	06/24/99		14.44	28.66	27	21	8.6	32	540	61	NA	No free product or sheen
	08/30/99		15.05	28.05	12	12	3.2	13	250	50	NA	No free product or sheen
	11/09/99		15.72	27.38	9.8	5.3	3.4	10	230	48	NA	No free product or sheen
	03/22/00		13.21	29.89	180	47	46	100	1,500	80	NA	No free product or sheen
	06/12/00		14.31	28.79	100	6.2	20	25	920	76	NA	No free product or sheen
	11/15/00		16.13	26.97	280	5.0	21	20	1,100	140	NA	No free product or sheen
	02/26/01		14.48	28.62	14	4.3	3.1	11	140	230	NA	No free product or sheen
	05/21/01		15.30	27.80	36	0.72	1.0	2.2	510	280	NA	No free product or sheen
	09/05/01		16.10	27.00	59	0.53	0.75	0.57	390	620	NA	No free product or sheen
	11/07/01		17.40	25.70	170	2.3	4.9	4.8	830	900	NA	No free product or sheen
	02/11/02	45.21	13.56	31.65	17	<2.5	4.7	7.9	370	1,200	NA	No free product or sheen
	06/03/02		15.54	29.67	120	<2.5	5.6	8.4	460	1,400	140 ^e	No free product or sheen
	08/06/02		16.20	29.01	110	<5.0	<5.0	<5.0	800	2,200	170 ^e	No free product or sheen
	11/14/02		16.50	28.71	89	<10	<10	<10	1,400	2,800	210 ^e	No free product or sheen
	02/20/03		14.99	30.22	14	<5.0	<5.0	<5.0	<500	2,300	97 ^e	No free product or sheen
	05/15/03		14.96	30.25	43	<5.0	<5.0	<5.0	<500	2,000	87 ^e	No free product or sheen
	07/31/03		15.40	29.81	280	<5.0	6.6	7.4	1,500	1,600	130 ^e	No free product or sheen
	10/28/03		16.20	29.01	140	1.6	6.5	4.0	2,200	1,100	74 ^e , 0.75 ^f	No free product or sheen
	02/28/04		13.86	31.35	99	31	12	52	1,200	1,500	82 ^e	No free product or sheen
	04/16/04		14.89	30.32	95	19	12	48	1,200	1,100	340 ^e	No free product or sheen
	07/16/04		15.42	29.79	94	27	9.4	38	980	810	580 ^e	No free product or sheen
	11/13/04		14.97	30.24	580	52	440	1600	9,000	450	440 ^e	No free product or sheen
	02/04/05		14.22	30.99	350	29	260	1100	5,400	270	390 ^e	No free product or sheen

TABLE 1

GROUND WATER MONITORING DATA

Tesoro Station No. 67107
 Former Beacon Station No. 3721
 44 Lewelling Boulevard
 San Lorenzo, California

Monitoring Well	Date	Top of Riser Elevation (ft)	Depth to Water (ft)	Ground Water Elevation (ft)	Benzene (µg/L)	Toluene (µg/L)	Ethyl-benzene (µg/L)	Total Xylenes (µg/L)	TPH as gasoline (µg/L)	MTBE (µg/L)	Oxygenates (µg/L)	Comments
MW-4	02/18/92	44.66	18.51	26.15	<0.5	<0.5	12	21	5,100	NA	NA	
	05/14/92		18.22	26.44	<0.5	5.6	1.8	2.2	4,600	NA	NA	
	08/27/92		20.47	24.19	NS	NS	NS	NS	NS	NS	NS	
	08/28/92		NM	NC	6.6	1.3	1.6	3.1	1,700	NA	NA	
	11/19/92		21.58	23.08	<0.5	<0.5	<0.5	<0.5	400	NA	NA	
	02/03/93		16.98	27.68	<0.5	<0.5	<0.5	<0.5	1,100	NA	NA	
	06/23/93		17.23	27.43	<0.5	<0.5	<0.5	<0.5	120	NA	NA	No free product or sheen
	09/22/93		18.83	25.83	<0.5	<0.5	<0.5	<0.5	110	NA	NA	No free product or sheen
	01/24/94		18.86	25.80	<0.5	<0.5	<0.5	<0.5	260	NA	NA	
	04/07/94		17.90	26.76	<0.5	<0.5	<0.5	<0.5	430	NA	NA	No free product or sheen
	06/07/94		18.08	26.58	<0.5	<0.5	<0.5	<0.5	150	NA	NA	No free product or sheen
	09/28/94		19.70	24.96	<0.5	<0.5	<0.5	<0.5	75	NA	NA	No free product or sheen
	12/14/94		18.55	26.11	<0.5	<0.5	<0.5	<0.5	160	NA	NA	No free product or sheen
	03/15/95		16.14	28.52	<0.5	<0.5	<0.5	<0.5	500	NA	NA	No free product or sheen
	06/13/95		16.41	28.25	<0.5	<0.5	<0.5	<0.5	210 ^a	NA	NA	No free product or sheen
	09/28/95		17.88	26.78	<0.5	<0.5	<0.5	<0.5	140 ^a	NA	NA	No free product or sheen
	12/28/95		17.81	26.85	<0.5	<0.5	<0.5	<0.5	510 ^a	<5.0	NA	No free product or sheen
	03/12/96		14.77	29.89	<0.5	<0.5	<0.5	<0.5	<50	<5.0	NA	No free product or sheen
	06/11/96		15.88	28.78	<0.5	<0.5	<0.5	<0.5	50 ^a	<5.0	NA	No free product or sheen
	10/02/96		17.40	27.26	<0.5	<0.5	<0.5	<0.5	<50	<5.0	NA	No free product or sheen
	01/28/97		14.11	30.55	<0.5	<0.5	<0.5	<0.5	270 ^a	<5.0	NA	No free product or sheen
	05/20/97		16.24	28.42	<0.5	<0.5	<0.5	<0.5	<50	<5.0	NA	No free product or sheen
	08/18/97		17.59	27.07	<0.5	<0.5	<0.5	<0.5	<50	<5.0	NA	No free product or sheen
	09/29/97		NM	NC	NS	NS	NS	NS	NS	NS	NS	Not measured
	11/05/97		18.24	26.42	<0.5	<0.5	<0.5	<0.5	<50	<5.0/<0.5 ^b	NA	No free product or sheen
	03/31/98		13.61	31.05	<0.5	<0.5	<0.5	<0.5	110	<5.0	NA	No free product or sheen
	05/26/98		14.78	29.88	NS	NS	NS	NS	NS	NS	NS	No free product or sheen
	05/28/98		NM	NC	<0.5	<0.5	<0.5	<0.5	94	<5.0	NA	No free product or sheen
	08/19/98		16.15	28.51	<0.5 ^c	<0.5 ^c	<0.5 ^c	<0.5 ^c	120 ^c	46 ^c	NA	No free product or sheen

TABLE 1

GROUND WATER MONITORING DATA

Tesoro Station No. 67107
 Former Beacon Station No. 3721
 44 Lewelling Boulevard
 San Lorenzo, California

Monitoring Well	Date	Top of Riser Elevation (ft)	Depth to Water (ft)	Ground Water Elevation (ft)	Benzene (µg/L)	Toluene (µg/L)	Ethyl-benzene (µg/L)	Total Xylenes (µg/L)	TPH as gasoline (µg/L)	MTBE (µg/L)	Oxygenates (µg/L)	Comments
MW-4	11/17/98	44.66	16.93	27.73	1.3	<0.5	<0.5	<0.5	<50	780	NA	No free product or sheen
(Cont.)	02/18/99		15.30	29.36	8.2	<0.5	<0.5	<0.5	130	240	NA	No free product or sheen
	06/24/99		16.35	28.31	<1.0	<0.5	<0.5	<0.5	<50	2,100	NA	No free product or sheen
	08/30/99		17.12	27.54	NS	NS	NS	NS	NS	NS	NS	Not sampled
	11/09/99		17.60	27.06	<0.5	<0.5	<0.5	<0.5	<50	2,500	NA	No free product or sheen
	03/22/00		14.98	29.68	<0.5	<0.5	<0.5	<0.5	69	12,000	NA	No free product or sheen
	06/12/00		16.26	28.40	<20	<20	<20	<20	<2,000	17,000	NA	No free product or sheen
	11/15/00		17.98	26.68	<1.0	<1.0	<1.0	<1.0	<100	17,000	NA	No free product or sheen
	02/26/01		16.31	28.35	NS	NS	NS	NS	NS	NS	NS	Not Sampled
	05/21/01		17.15	27.51	<25	<25	<25	<25	<5,000	13,000	NA	No free product or sheen
	09/05/01		18.22	26.44	NS	NS	NS	NS	NS	NS	NA	Not Sampled
	11/07/01		19.01	25.65	<10	<10	<10	<10	<1,000	3,800	NA	No free product or sheen
	02/11/02	46.98	16.68	30.30	NS	NS	NS	NS	NS	NS	NA	Not Sampled
	06/03/02		17.29	29.69	<2.0	<2.0	<2.0	<2.0	<200	1,100	38 ^o , 2.0 ^f	No free product or sheen
	08/06/02		17.92	29.06	NS	NS	NS	NS	NS	NS	NA	Not Sampled
	11/14/02		17.92	29.06	<2.0	<2.0	<2.0	<2.0	<200	700	ND	No free product or sheen
	02/20/03		16.72	30.26	NS	NS	NS	NS	NS	NS	NA	Not Sampled
	05/15/03		16.51	30.47	<0.5	<0.5	<0.5	<0.5	<50	73	ND	No free product or sheen
	07/31/03		17.41	29.57	NS	NS	NS	NS	NS	NS	NA	Not Sampled
	10/28/03		18.30	28.68	<0.5	<0.5	<0.5	<0.5	<50	65	ND	No free product or sheen
	02/28/04		15.82	31.16	NS	NS	NS	NS	NS	NS	NA	Not Sampled
	04/16/04		16.42	30.56	<0.5	<0.5	<0.5	<0.5	<50	6.2	ND	No free product or sheen
	07/16/04		16.94	30.04	NS	NS	NS	NS	NS	NS	NA	Not Sampled
	11/13/04		17.00	29.98	<0.5	<0.5	<0.5	<0.5	<50	50	ND	No free product or sheen
	02/04/05		16.25	30.73	NS	NS	NS	NS	NS	NS	NA	Not Sampled

TABLE 1

GROUND WATER MONITORING DATA

Tesoro Station No. 67107
Former Beacon Station No. 3721
44 Lewelling Boulevard
San Lorenzo, California

Monitoring Well	Date	Top of Riser Elevation (ft)	Depth to Water (ft)	Ground Water Elevation (ft)	Benzene (µg/L)	Toluene (µg/L)	Ethyl-benzene (µg/L)	Total Xylenes (µg/L)	TPH as gasoline (µg/L)	MTBE (µg/L)	Oxygenates (µg/L)	Comments
MW-5	02/18/92	43.79	17.37	26.42	<0.5	<0.5	<0.5	<0.5	<50	NA	NA	
	05/14/92		17.29	26.50	<0.5	<0.05	<0.5	<0.5	<50	NA	NA	
	08/27/92		22.18	21.61	<0.5	<0.5	<0.5	<0.5	<50	NA	NA	
	11/19/92		20.68	23.11	<0.5	<0.5	<0.5	<0.5	<50	NA	NA	
	02/03/93		15.91	27.88	3.0	2.7	8.0	9.9	55	NA	NA	
	06/23/93		16.24	27.55	<0.5	<0.5	<0.5	<0.5	<50	NA	NA	No free product or sheen
	09/22/93		17.93	25.86	0.66	1.1	<0.5	0.6	<50	NA	NA	No free product or sheen
	01/24/94		17.82	25.97	<0.5	<0.5	<0.5	<0.5	<50	NA	NA	
	04/07/94		16.91	26.88	<0.5	<0.5	<0.5	<0.5	<50	NA	NA	No free product or sheen
	06/07/94		17.10	26.69	<0.5	<0.5	<0.5	<0.5	<50	NA	NA	No free product or sheen
	09/28/94		18.73	25.06	<0.5	<0.5	<0.5	<0.5	<50	NA	NA	No free product or sheen
	12/14/94		17.53	26.26	<0.5	<0.5	<0.5	<0.5	<50	NA	NA	No free product or sheen
	03/15/95		14.96	28.83	<0.5	<0.5	<0.5	<0.5	<50	NA	NA	No free product or sheen
	06/13/95		15.30	28.49	<0.5	0.52	<0.5	<0.5	<50	NA	NA	No free product or sheen
	09/28/95		16.74	27.05	<0.5	<0.5	<0.5	<0.5	<50	NA	NA	No free product or sheen
	12/28/95		15.10	28.69	<0.5	<0.5	<0.5	<0.5	120	<5.0	NA	No free product or sheen
	03/12/96		13.67	30.12	<0.5	<0.5	<0.5	<0.5	<50	9	NA	No free product or sheen
	06/11/96		14.88	28.91	<0.5	<0.5	<0.5	<0.5	<50	<5.0	NA	No free product or sheen
	10/02/96		16.42	27.37	<0.5	<0.5	<0.5	<0.5	<50	<5.0	NA	No free product or sheen
	01/28/97		12.83	30.96	<0.5	<0.5	<0.5	<0.5	<50	<5.0	NA	No free product or sheen
	05/20/97		15.33	28.46	<0.5	<0.5	<0.5	<0.5	<50	<5.0	NA	No free product or sheen
	08/18/97		16.69	27.10	<0.5	<0.5	<0.5	<0.5	<50	<5.0	NA	No free product or sheen
	09/29/97		NM	NC	NS	NS	NS	NS	NS	NS	NA	Not measured
	11/05/97		17.37	26.42	<0.5	<0.5	<0.5	<0.5	<50	<5.0/<0.5 ^b	NA	No free product or sheen
	03/31/98		12.40	31.39	<0.5	<0.5	<0.5	<0.5	<50	<5.0	NA	No free product or sheen
	05/26/98		13.62	30.17	NS	NS	NS	NS	NS	NS	NS	No free product or sheen
	05/28/98		NM	NC	<0.5	<0.5	<0.5	<0.5	<50	<5.0	NA	No free product or sheen
	08/19/98		15.19	28.60	<0.5	<0.5	<0.5	<0.5	<50	7.1	NA	No free product or sheen
	11/17/98		15.89	27.90	<0.5	<0.5	<0.5	<0.5	<50	6.3	NA	No free product or sheen

TABLE 1

GROUND WATER MONITORING DATA

Tesoro Station No. 67107
Former Beacon Station No. 3721
44 Lewelling Boulevard
San Lorenzo, California

Monitoring Well	Date	Top of Riser Elevation (ft)	Depth to Water (ft)	Ground Water Elevation (ft)	Benzene (µg/L)	Toluene (µg/L)	Ethyl-benzene (µg/L)	Total Xylenes (µg/L)	TPH as gasoline (µg/L)	MTBE (µg/L)	Oxygenates (µg/L)	Comments
MW-5	02/18/99	43.79	14.23	29.56	<0.5	<0.5	<0.5	<0.5	<50	<5.0	NA	No free product or sheen
(Cont.)	06/24/99		15.29	28.50	NS	NS	NS	NS	NS	NS	NS	Not sampled
	08/30/99		16.07	27.72	NS	NS	NS	NS	NS	NS	NS	Not sampled
	11/09/99		16.61	27.18	NS	NS	NS	NS	NS	NS	NS	Not sampled
	03/22/00		13.81	29.98	<0.5	<0.5	<0.5	<0.5	<50	<5.0	NA	No free product or sheen
	06/12/00		15.08	28.71	NS	NS	NS	NS	NS	NS	NS	Not sampled
	11/15/00		16.71	27.08	NS	NS	NS	NS	NS	NS	NS	Not Sampled
	02/26/01		15.05	28.74	NS	NS	NS	NS	NS	NS	NS	Not Sampled
	05/21/01		15.91	27.88	NS	NS	NS	NS	NS	NS	NS	Not Sampled
	09/05/01		16.99	26.80	NS	NS	NS	NS	NS	NS	NS	Not Sampled
	11/07/01		17.51	26.28	NS	NS	NS	NS	NS	NS	NS	Not Sampled
	02/11/02	46.12	14.31	31.81	NS	NS	NS	NS	NS	NS	NS	Not Sampled
	06/03/02		14.96	31.16	NS	NS	NS	NS	NS	NS	NS	Not Sampled
	08/06/02		15.65	30.47	NS	NS	NS	NS	NS	NS	NS	Not Sampled
	11/14/02		15.69	30.43	NS	NS	NS	NS	NS	NS	NS	Not Sampled
	02/20/03		14.19	31.93	NS	NS	NS	NS	NS	NS	NS	Not Sampled
	05/15/03		15.44	30.68	NS	NS	NS	NS	NS	NS	NS	Not Sampled
	07/31/03		16.48	29.64	NS	NS	NS	NS	NS	NS	NS	Not Sampled
	10/28/03		16.92	29.20	NS	NS	NS	NS	NS	NS	NS	Not Sampled
	02/28/04		14.64	31.48	NS	NS	NS	NS	NS	NS	NA	Not Sampled
	04/16/04		15.28	30.84	NS	NS	NS	NS	NS	NS	NA	Not Sampled
	07/16/04		15.88	30.24	NS	NS	NS	NS	NS	NS	NA	Not Sampled
	11/13/04		15.98	30.14	NS	NS	NS	NS	NS	NS	NA	Not Sampled
	02/04/05		15.17	30.95	NS	NS	NS	NS	NS	NS	NA	Not Sampled

TABLE 1

GROUND WATER MONITORING DATA

Tesoro Station No. 67107
Former Beacon Station No. 3721
44 Lewelling Boulevard
San Lorenzo, California

Monitoring Well	Date	Top of Riser Elevation (ft)	Depth to Water (ft)	Ground Water Elevation (ft)	Benzene (µg/L)	Toluene (µg/L)	Ethyl-benzene (µg/L)	Total Xylenes (µg/L)	TPH as gasoline (µg/L)	MTBE (µg/L)	Oxygenates (µg/L)	Comments
MW-6	02/18/92	42.47	15.87	26.60	4.8	<0.5	<0.5	<0.5	370	NA	NA	
	05/14/92		16.04	26.43	<0.5	<0.5	<0.5	<0.5	120	NA	NA	
	08/27/92		18.17	24.30	1.2	<0.5	<0.5	<0.5	<50	NA	NA	
	11/19/92		19.30	23.17	1.3	<0.5	1	1.1	66	NA	NA	
	02/03/93		14.60	27.87	1.9	2.6	23	12	100	NA	NA	
	06/23/93		15.00	27.47	<0.5	<0.5	<0.5	<0.5	<50	NA	NA	No free product or sheen
	09/22/93		16.66	25.81	2.2	3.8	0.53	2.7	81	NA	NA	No free product or sheen
	01/24/94		16.52	25.95	<0.5	<0.5	<0.5	<0.5	98	NA	NA	
	04/07/94		15.70	26.77	0.71	<0.5	<0.5	<0.5	150	NA	NA	No free product or sheen
	06/07/94		15.88	26.59	<0.5	<0.5	<0.5	<0.5	180	NA	NA	No free product or sheen
	09/28/94		17.51	24.96	<0.5	<0.5	<0.5	<0.5	100	NA	NA	No free product or sheen
	12/14/94		16.27	26.20	<0.5	<0.5	<0.5	<0.5	140	NA	NA	No free product or sheen
	03/15/95		13.52	28.95	<0.5	<0.5	<0.5	<0.5	110	NA	NA	No free product or sheen
	06/13/95		13.96	28.51	<0.5	0.87	<0.5	<0.5	150 ^a	NA	NA	No free product or sheen
	09/28/95		15.61	26.86	0.78	<0.5	<0.5	<0.5	<50	NA	NA	No free product or sheen
	12/28/95		15.54	26.93	<0.5	<0.5	<0.5	6.3	410	70	NA	No free product or sheen
	01/30/96		NM	NC	1.0	<0.5	<0.5	11	81	46	NA	Not measured
	03/12/96		11.88	30.59	<0.5	<0.5	<0.5	<0.5	<50	7	NA	No free product or sheen
	06/11/96		13.52	28.95	<0.5	<0.5	<0.5	<0.5	<50	<5.0	NA	No free product or sheen
	10/02/96		15.10	27.37	<0.5	<0.5	<0.5	<0.5	<50	<5.0	NA	No free product or sheen
	01/28/97		11.18	31.29	<0.5	<0.5	<0.5	<0.5	<50	<5.0	NA	No free product or sheen
	05/20/97		14.00	28.47	<0.5	<0.5	<0.5	<0.5	<50	<5.0	NA	No free product or sheen
	08/18/97		15.54	26.93	<0.5	<0.5	<0.5	<0.5	<50	<5.0	NA	No free product or sheen
	09/29/97		NM	NC	NS	NS	NS	NS	NS	NS	NS	Not measured
	11/05/97		16.25	26.22	<0.5	<0.5	<0.5	<0.5	<50	<5.0/2.8 ^b	NA	No free product or sheen
	03/31/98		10.60	31.87	<0.5	<0.5	<0.5	<0.5	<50	<5.0	NA	No free product or sheen
	05/26/98		12.01	30.46	NS	NS	NS	NS	NS	NS	NS	No free product or sheen
	05/28/98		NM	NC	<0.5	<0.5	<0.5	<0.5	<50	<5.0	NA	No free product or sheen
	08/19/98		13.60	28.87	<0.5	<0.5	<0.5	<0.5	<50	<5.0	NA	No free product or sheen

TABLE 1

GROUND WATER MONITORING DATA

Tesoro Station No. 67107
 Former Beacon Station No. 3721
 44 Lewelling Boulevard
 San Lorenzo, California

Monitoring Well	Date	Top of Riser Elevation (ft)	Depth to Water (ft)	Ground Water Elevation (ft)	Benzene (µg/L)	Toluene (µg/L)	Ethyl-benzene (µg/L)	Total Xylenes (µg/L)	TPH as gasoline (µg/L)	MTBE (µg/L)	Oxygenates (µg/L)	Comments
MW-6 (Cont.)	11/17/98	42.47	14.53	27.94	<0.5	<0.5	<0.5	<0.5	<50	<5.0	NA	No free product or sheen
	02/18/99		12.39	30.08	<0.5	<0.5	<0.5	<0.5	<50	<5.0	NA	No free product or sheen
06/24/99	13.89		28.58	NS	NS	NS	NS	NS	NS	NS	NS	Not sampled
08/30/99	14.75		27.72	NS	NS	NS	NS	NS	NS	NS	NS	Not sampled
11/09/99	15.18		27.29	NS	NS	NS	NS	NS	NS	NS	NS	Not sampled
03/22/00	12.30		30.17	<0.5	<0.5	<0.5	<0.5	<50	<5.0	NA	NA	No free product or sheen
06/12/00	13.69		28.78	NS	NS	NS	NS	NS	NS	NS	NS	Not sampled
11/15/00	15.73		26.74	NS	NS	NS	NS	NS	NS	NS	NS	Not Sampled
02/26/01	14.42		28.05	NS	NS	NS	NS	NS	NS	NS	NS	Not Sampled
05/21/01	15.23		27.24	NS	NS	NS	NS	NS	NS	NS	NS	Not Sampled
09/05/01	16.31		26.16	NS	NS	NS	NS	NS	NS	NS	NS	Not Sampled
11/07/01	17.01		25.46	NS	NS	NS	NS	NS	NS	NS	NS	Not Sampled
02/11/02	15.72		44.79	29.07	NS	NS	NS	NS	NS	NS	NS	NS
06/03/02	16.39	28.40		NS	NS	NS	NS	NS	NS	NS	NS	Not Sampled
08/06/02	18.90	25.89		NS	NS	NS	NS	NS	NS	NS	NS	Not Sampled
11/14/02	18.93	25.86		NS	NS	NS	NS	NS	NS	NS	NS	Not Sampled
02/20/03	15.64	29.15		NS	NS	NS	NS	NS	NS	NS	NS	Not Sampled
05/15/03	14.07	30.72		NS	NS	NS	NS	NS	NS	NS	NS	Not Sampled
07/31/03	15.21	29.58		NS	NS	NS	NS	NS	NS	NS	NS	Not Sampled
10/28/03	15.73	29.06		NS	NS	NS	NS	NS	NS	NS	NS	Not Sampled
02/28/04	13.12	31.67		NS	NS	NS	NS	NS	NS	NS	NA	Not Sampled
04/16/04	13.92	30.87		NS	NS	NS	NS	NS	NS	NS	NA	Not Sampled
07/16/04	14.53	30.26		NS	NS	NS	NS	NS	NS	NS	NA	Not Sampled
11/13/04	14.62	30.17		NS	NS	NS	NS	NS	NS	NS	NA	Not Sampled
02/04/05	13.74	31.05		NS	NS	NS	NS	NS	NS	NS	NA	Not Sampled

TABLE 1

GROUND WATER MONITORING DATA

Tesoro Station No. 67107
Former Beacon Station No. 3721
44 Lewelling Boulevard
San Lorenzo, California

Monitoring Well	Date	Top of Riser Elevation (ft)	Depth to Water (ft)	Ground Water Elevation (ft)	Benzene (µg/L)	Toluene (µg/L)	Ethyl-benzene (µg/L)	Total Xylenes (µg/L)	TPH as gasoline (µg/L)	MTBE (µg/L)	Oxygenates (µg/L)	Comments
MW-7	02/18/92	41.54	15.51	26.03	16	<0.5	10	16	670	NA	NA	
	05/14/92		15.41	26.13	44	<0.5	38	88	1,500	NA	NA	
	08/27/92		17.45	24.09	400	5.8	290	1,400	23,000	NA	NA	
	11/19/92		18.54	23.00	29	<0.5	10	53	330	NA	NA	
	02/03/93		14.10	27.44	200	<0.5	110	480	2,000	NA	NA	
	06/23/93		14.33	27.21	20	<0.5	16	16	280	NA	NA	No free product or sheen
	09/22/93		15.92	25.62	71	2.2	33	210	860	NA	NA	No free product or sheen
	01/24/94		16.07	25.47	61	<1.3	10	160	900	NA	NA	
	04/07/94		15.10	26.44	53	<0.5	7.1	49	630	NA	NA	
	06/07/94		15.16	26.38	55	<0.5	14	24	730	NA	NA	No free product or sheen
	09/28/94		16.82	24.72	21	<0.5	2.3	3.1	300	NA	NA	No free product or sheen
	12/14/94		15.75	25.79	19	<0.5	3.3	32	430	NA	NA	No free product or sheen
	03/15/95		14.00	27.54	0.88	<0.5	<0.5	<0.5	70	NA	NA	No free product or sheen
	06/13/95		13.44	28.10	7.3	0.79	7.6	8.9	190	NA	NA	No free product or sheen
	09/28/95		14.84	26.70	1.5	<0.5	1.2	0.84	60	NA	NA	No free product or sheen
	12/28/95		14.55	26.99	<0.5	<0.5	0.91	0.69	60	10	NA	No free product or sheen
	03/12/96		11.88	29.66	<0.5	<0.5	<0.5	<0.5	<50	11	NA	No free product or sheen
	06/11/96		13.52	28.58	<0.5	<0.5	<0.5	<0.5	79	16	NA	No free product or sheen
	10/02/96		14.50	27.04	<0.5	<0.5	<0.5	<0.5	<50	26	NA	No free product or sheen
	01/28/97		11.08	30.46	<0.5	<0.5	<0.5	<0.5	<50	13	NA	No free product or sheen
	05/20/97		13.46	28.08	<0.5	0.85	<0.5	<0.5	78	40	NA	No free product or sheen
	08/18/97		14.95	26.59	<0.5	<0.5	<0.5	<0.5	<50	18	NA	No free product or sheen
	09/29/97		NM	NC	NS	NS	NS	NS	NS	NS	NA	Not measured
	11/05/97		15.43	26.11	<0.5	<0.5	<0.5	<0.5	<50	8.9/8.0 ^b	NA	No free product or sheen
	03/31/98		10.25	31.29	<0.5	<0.5	<0.5	1.3	<5.0	6	NA	No free product or sheen
	05/26/98		11.45	30.09	NS	NS	NS	NS	NS	NS	NS	No free product or sheen
	05/28/98		NM	NC	<0.5	<0.5	<0.5	<0.5	<50	10	NA	No free product or sheen
	08/19/98		13.08	28.46	<0.5	<0.5	<0.5	<0.5	<50	27	NA	No free product or sheen
	11/17/98		13.93	27.61	<0.5	<0.5	<0.5	<0.5	<50	30	NA	No free product or sheen

TABLE 1

GROUND WATER MONITORING DATA

Tesoro Station No. 67107
 Former Beacon Station No. 3721
 44 Lewelling Boulevard
 San Lorenzo, California

Monitoring Well	Date	Top of Riser Elevation (ft)	Depth to Water (ft)	Ground Water Elevation (ft)	Benzene (µg/L)	Toluene (µg/L)	Ethyl-benzene (µg/L)	Total Xylenes (µg/L)	TPH as gasoline (µg/L)	MTBE (µg/L)	Oxygenates (µg/L)	Comments
MW-7	02/18/99	41.54	12.16	29.38	<0.5	<0.5	<0.5	<0.5	51	22	NA	No free product or sheen
(Cont.)	06/24/99		13.35	28.19	NS	NS	NS	NS	NS	NS	NS	Not sampled
	08/30/99		14.23	27.31	NS	NS	NS	NS	NS	NS	NS	Not sampled
	11/09/99		14.60	26.94	<0.5	<0.5	<0.5	<0.5	<50	16	NA	No free product or sheen
	03/22/00		11.91	29.63	<0.5	<0.5	<0.5	<0.5	<50	18	NA	No free product or sheen
	06/12/00		13.28	28.26	NS	NS	NS	NS	NS	NS	NS	Not sampled
	11/15/00		15.12	26.42	<0.5	<0.5	<0.5	<0.5	<50	17	NA	No free product or sheen
	02/26/01		13.46	28.08	NS	NS	NS	NS	NS	NS	NA	Not Sampled
	05/21/01		14.31	27.23	NS	NS	NS	NS	NS	NS	NA	Not Sampled
	09/05/01		15.42	26.12	NS	NS	NS	NS	NS	NS	NA	Not Sampled
	11/07/01		16.18	25.36	<0.5	<0.5	<0.5	<0.5	<50	5.4	NA	Not Sampled
	02/11/02	43.85	13.76	30.09	NS	NS	NS	NS	NS	NS	NS	Not Sampled
	06/03/02		14.33	29.52	NS	NS	NS	NS	NS	NS	NS	Not Sampled
	08/06/02		15.04	28.81	NS	NS	NS	NS	NS	NS	NS	Not Sampled
	11/14/02		15.05	28.80	<0.5	<0.5	<0.5	<0.5	<0.5	0.64	ND	No free product or sheen
	02/20/03		14.01	29.84	NS	NS	NS	NS	NS	NS	NS	Not Sampled
	05/15/03		13.81	30.04	NS	NS	NS	NS	NS	NS	NS	Not Sampled
	07/31/03		14.99	28.86	NS	NS	NS	NS	NS	NS	NS	Not Sampled
	10/28/03		15.48	28.37	<0.5	<0.5	<0.5	<0.5	<0.5	<50	ND	No free product or sheen
	02/28/04		12.87	30.98	NS	NS	NS	NS	NS	NS	NA	Not Sampled
	04/16/04		13.54	30.31	NS	NS	NS	NS	NS	NS	NA	Not Sampled
	07/16/04		13.96	29.89	NS	NS	NS	NS	NS	NS	NA	Not Sampled
	11/13/04		14.13	29.72	<0.5	<0.5	<0.5	<0.5	<0.5	<50	ND	No free product or sheen
	02/04/05		13.22	30.63	NS	NS	NS	NS	NS	NS	NA	Not Sampled

TABLE 1

GROUND WATER MONITORING DATA

Tesoro Station No. 67107
Former Beacon Station No. 3721
44 Lewelling Boulevard
San Lorenzo, California

Monitoring Well	Date	Top of Riser Elevation (ft)	Depth to Water (ft)	Ground Water Elevation (ft)	Benzene (µg/L)	Toluene (µg/L)	Ethyl-benzene (µg/L)	Total Xylenes (µg/L)	TPH as gasoline (µg/L)	MTBE (µg/L)	Oxygenates (µg/L)	Comments
MW-8	02/18/92	42.26	16.57	25.69	<0.5	<0.5	9.5	<0.5	1,200	NA	NA	
	05/14/92		16.24	26.02	<0.5	<0.5	<0.5	<0.5	130	NA	NA	
	08/27/92		18.28	23.98	<0.5	<0.5	<0.5	<0.5	140	NA	NA	
	11/19/92		19.32	22.94	<0.5	<0.5	2.0	<0.5	320	NA	NA	
	02/03/93		14.87	27.39	<0.5	<0.5	<0.5	<0.5	<50	NA	NA	
	06/23/93		15.18	27.08	<0.5	<0.5	<0.5	<0.5	<50	NA	NA	No free product or sheen
	09/22/93		18.79	23.47	<0.5	0.67	<0.5	<0.5	<50	NA	NA	No free product or sheen
	01/24/94		17.06	25.20	<0.5	<0.5	<0.5	<0.5	290	NA	NA	
	04/07/94		15.95	26.31	<0.5	<0.5	<0.5	<0.5	<50	NA	NA	No free product or sheen
	06/07/94		15.10	27.16	<0.5	<0.5	<0.5	<0.5	<50	NA	NA	No free product or sheen
	09/28/94		17.63	24.63	<0.5	<0.5	<0.5	<0.5	<50	NA	NA	No free product or sheen
	12/14/94		16.66	25.60	<0.5	<0.5	<0.5	<0.5	<50	NA	NA	No free product or sheen
	03/15/95		14.30	27.96	<0.5	<0.5	<0.5	<0.5	<50	NA	NA	No free product or sheen
	06/13/95		14.37	27.89	<0.5	<0.5	<0.5	<0.5	<50	NA	NA	No free product or sheen
	09/28/95		15.62	26.64	NS	NS	NS	NS	NS	NA	NA	No free product or sheen
	12/28/95		15.62	26.64	<0.5	<0.5	<0.5	<0.5	<50	<5.0	NA	No free product or sheen
	03/12/96		12.75	29.51	<0.5	<0.5	<0.5	<0.5	<50	<5.0	NA	No free product or sheen
	06/11/96		13.94	28.32	<0.5	<0.5	<0.5	<0.5	<50	<5.0	NA	No free product or sheen
	10/02/96		15.41	26.85	<0.5	<0.5	<0.5	<0.5	<50	<5.0	NA	No free product or sheen
	01/28/97		12.30	29.96	<0.5	<0.5	<0.5	<0.5	<50	<5.0	NA	No free product or sheen
	05/20/97		14.42	27.84	<0.5	<0.5	<0.5	<0.5	<50	<5.0	NA	No free product or sheen
	08/18/97		16.16	26.10	<0.5	<0.5	<0.5	<0.5	<50	<5.0	NA	No free product or sheen
	09/29/97		NM	NC	NS	NS	NS	NS	NS	NS	NS	Not measured
	11/05/97		16.25	26.01	<0.5	<0.5	<0.5	<0.5	<50	<5.0/<0.5 ^h	NA	No free product or sheen
	03/31/98		11.49	30.77	<0.5	<0.5	<0.5	<0.5	<50	<5.0	NA	No free product or sheen
	05/26/98		12.60	29.66	NS	NS	NS	NS	NS	NS	NS	No free product or sheen
	05/28/98		NM	NC	<0.5	<0.5	<0.5	<0.5	<50	<5.0	NA	No free product or sheen
	08/19/98		14.15	28.11	<0.5	<0.5	<0.5	<0.5	<50	<5.0	NA	No free Product or sheen
	11/17/98		14.98	27.28	<0.5	<0.5	<0.5	<0.5	<50	<5.0	NA	No free product or sheen

TABLE 1

GROUND WATER MONITORING DATA

Tesoro Station No. 67107
 Former Beacon Station No. 3721
 44 Lewelling Boulevard
 San Lorenzo, California

Monitoring Well	Date	Top of Riser Elevation (ft)	Depth to Water (ft)	Ground Water Elevation (ft)	Benzene (µg/L)	Toluene (µg/L)	Ethyl-benzene (µg/L)	Total Xylenes (µg/L)	TPH as gasoline (µg/L)	MTBE (µg/L)	Oxygenates (µg/L)	Comments
MW-8	02/18/99	42.26	13.41	28.85	<0.5	<0.5	<0.5	<0.5	<50	<5.0	NA	No free product or sheen
(Cont.)	06/24/99		14.35	27.91	NS	NS	NS	NS	NS	NS	NS	Not sampled
	08/30/99		15.16	27.10	NS	NS	NS	NS	NS	NS	NS	Not sampled
	11/09/99		15.61	26.65	NS	NS	NS	NS	NS	NS	NS	Not sampled
	03/22/00		13.17	29.09	<0.5	<0.5	<0.5	<0.5	<50	<5.0	NA	No free product or sheen
	06/12/00		14.19	28.07	NS	NS	NS	NS	NS	NS	NS	Not sampled
	11/15/00		16.04	26.22	NS	NS	NS	NS	NS	NS	NS	Not Sampled
	02/26/01		12.99	29.27	NS	NS	NS	NS	NS	NS	NS	Not Sampled
	05/21/01		13.86	28.40	NS	NS	NS	NS	NS	NS	NS	Not Sampled
	09/05/01		14.91	27.35	NS	NS	NS	NS	NS	NS	NS	Not Sampled
	11/07/01		15.62	26.64	NS	NS	NS	NS	NS	NS	NS	Not Sampled
	02/11/02	44.85	13.55	31.30	NS	NS	NS	NS	NS	NS	NS	Not Sampled
	06/03/02		13.96	30.89	NS	NS	NS	NS	NS	NS	NS	Not Sampled
	08/06/02		15.82	29.03	NS	NS	NS	NS	NS	NS	NS	Not Sampled
	11/14/02		15.86	28.99	NS	NS	NS	NS	NS	NS	NS	Not Sampled
	02/20/03		14.70	30.15	NS	NS	NS	NS	NS	NS	NS	Not Sampled
	05/15/03		14.50	30.35	NS	NS	NS	NS	NS	NS	NS	Not Sampled
	07/31/03		15.73	29.12	NS	NS	NS	NS	NS	NS	NS	Not Sampled
	10/28/03		16.14	28.71	NS	NS	NS	NS	NS	NS	NS	Not Sampled
	02/28/04		14.02	30.83	NS	NS	NS	NS	NS	NS	NA	Not Sampled
	04/16/04		14.52	30.33	NS	NS	NS	NS	NS	NS	NA	Not Sampled
	07/16/04		14.88	29.97	NS	NS	NS	NS	NS	NS	NA	Not Sampled
	11/13/04		15.12	29.73	NS	NS	NS	NS	NS	NS	NA	Not Sampled
	02/04/05		14.17	30.68	NS	NS	NS	NS	NS	NS	NA	Not Sampled

TABLE 1

GROUND WATER MONITORING DATA

Tesoro Station No. 67107
Former Beacon Station No. 3721
44 Lewelling Boulevard
San Lorenzo, California

Monitoring Well	Date	Top of Riser Elevation (ft)	Depth to Water (ft)	Ground Water Elevation (ft)	Benzene (µg/L)	Toluene (µg/L)	Ethyl-benzene (µg/L)	Total Xylenes (µg/L)	TPH as gasoline (µg/L)	MTBE (µg/L)	Oxygenates (µg/L)	Comments
MW-9	02/18/92	44.94	18.87	26.07	<0.5	<0.5	<0.5	<0.5	<50	NA	NA	
	05/14/92		18.55	26.39	<0.5	<0.5	<0.5	<0.5	<50	NA	NA	
	08/27/92		20.80	24.14	<0.5	<0.5	<0.5	<0.5	<50	NA	NA	
	11/19/92		21.90	23.04	<0.5	<0.5	<0.5	1.3	<50	NA	NA	
	02/03/93		17.25	27.69	<0.5	<0.5	<0.5	<0.5	<50	NA	NA	
	06/23/93		17.61	27.33	<0.5	<0.5	<0.5	<0.5	<50	NA	NA	No free product or sheen
	09/22/93		19.18	25.76	<0.5	<0.5	<0.5	<0.5	<50	NA	NA	No free product or sheen
	01/24/94		19.17	25.77	<0.5	<0.5	<0.5	<0.5	<50	NA	NA	
	04/07/94		18.23	26.71	<0.5	<0.5	<0.5	<0.5	<50	NA	NA	No free product or sheen
	06/07/94		18.40	26.54	<0.5	<0.5	<0.5	<0.5	<50	NA	NA	No free product or sheen
	09/28/94		20.01	24.93	<0.5	<0.5	<0.5	<0.5	<50	NA	NA	No free product or sheen
	12/14/94		18.88	26.06	<0.5	<0.5	<0.5	<0.5	<50	NA	NA	No free product or sheen
	03/15/95		16.24	28.70	<0.5	<0.5	<0.5	<0.5	<50	NA	NA	No free product or sheen
	06/13/95		16.75	28.19	<0.5	<0.5	<0.5	<0.5	<50	NA	NA	No free product or sheen
	09/28/95		18.04	26.90	<0.5	<0.5	<0.5	<0.5	<50	NA	NA	No free product or sheen
	12/28/95		17.87	27.07	<0.5	<0.5	<0.5	<0.5	<50	<5.0	NA	No free product or sheen
	03/12/96		NM	NC	NS	NS	NS	NS	NS	NS	NS	Not measured
	06/11/96		16.26	28.68	<0.5	<0.5	<0.5	<0.5	<50	<5.0	NA	No free product or sheen
	10/02/96		17.74	27.20	<0.5	<0.5	<0.5	<0.5	<50	<5.0	NA	No free product or sheen
	01/28/97		14.51	30.43	<0.5	<0.5	<0.5	<0.5	<50	<5.0	NA	No free product or sheen
	05/20/97		16.73	28.21	<0.5	<0.5	<0.5	<0.5	<50	<5.0	NA	No free product or sheen
	08/18/97		NM	NC	NS	NS	NS	NS	NS	NS	NS	Not measured
	09/29/97		NM	NC	NS	NS	NS	NS	NS	NS	NS	Not measured
	11/05/97		18.61	26.33	<0.5	<0.5	<0.5	<0.5	<50	<5.0/<0.5 ^b	NA	No free product or sheen
	03/31/98		NM	NC	NS	NS	NS	NS	NS	NS	NS	Not measured
	05/26/98		15.28	29.66	NS	NS	NS	NS	NS	NS	NS	No free product or sheen
	05/28/98		NM	NC	NS	NS	NS	NS	NS	NS	NS	Not measured
	08/19/98		16.55	28.39	<0.5	<0.5	<0.5	<0.5	<50	<5.0	NA	No free product or sheen
	11/17/98		17.32	27.62	<0.5	<0.5	<0.5	<0.5	<50	<5.0	NA	No free product or sheen

TABLE 1

GROUND WATER MONITORING DATA

Tesoro Station No. 67107
 Former Beacon Station No. 3721
 44 Lewelling Boulevard
 San Lorenzo, California

Monitoring Well	Date	Top of Riser Elevation (ft)	Depth to Water (ft)	Ground Water Elevation (ft)	Benzene (µg/L)	Toluene (µg/L)	Ethyl-benzene (µg/L)	Total Xylenes (µg/L)	TPH as gasoline (µg/L)	MTBE (µg/L)	Oxygenates (µg/L)	Comments
MW-9	02/18/99	44.94	15.74	29.20	<0.5	<0.5	<0.5	<0.5	<50	<5.0	NA	No free product or sheen
(Cont.)	06/24/99		16.73	28.21	NS	NS	NS	NS	NS	NS	NS	Not sampled
	08/30/99		17.48	27.46	NS	NS	NS	NS	NS	NS	NS	Not sampled
	11/09/99		17.98	26.96	NS	NS	NS	NS	NS	NS	NS	Not sampled
	03/22/00		15.46	29.48	<0.5	<0.5	<0.5	<0.5	<50	<5.0	NA	No free product or sheen
	06/12/00		16.70	28.24	NS	NS	NS	NS	NS	NS	NS	Not sampled
	11/15/00		18.65	26.29	NS	NS	NS	NS	NS	NS	NS	Not Sampled
	02/26/01		14.80	30.14	NS	NS	NS	NS	NS	NS	NS	Not Sampled
	05/21/01		15.68	29.26	NS	NS	NS	NS	NS	NS	NS	Not Sampled
	09/05/01		16.70	28.24	NS	NS	NS	NS	NS	NS	NS	Not Sampled
	11/07/01		17.23	27.71	NS	NS	NS	NS	NS	NS	NS	Not Sampled
	02/11/02	47.26	17.16	30.10	NS	NS	NS	NS	NS	NS	NS	Not Sampled
	06/03/02		17.66	29.60	<0.5	<0.5	<0.5	<0.5	<50	<0.5	NA	No free product or sheen
	08/06/02		18.26	29.00	<0.5	<0.5	<0.5	<0.5	<50	<0.5	ND	No free product or sheen
	11/14/02		18.33	28.93	NS	NS	NS	NS	NS	NS	NS	Not Sampled
	02/20/03		16.85	30.41	NS	NS	NS	NS	NS	NS	NS	Not Sampled
	05/15/03		16.63	30.63	NS	NS	NS	NS	NS	NS	NS	Not Sampled
	07/31/03		17.58	29.68	NS	NS	NS	NS	NS	NS	NS	Not Sampled
	10/28/03		17.93	29.33	NS	NS	NS	NS	NS	NS	NS	Not Sampled
	02/28/04		16.22	31.04	NS	NS	NS	NS	NS	NS	NA	Not Sampled
	04/16/04		16.82	30.44	NS	NS	NS	NS	NS	NS	NA	Not Sampled
	07/16/04		17.33	29.93	NS	NS	NS	NS	NS	NS	NA	Not Sampled
	11/13/04		17.42	29.84	NS	NS	NS	NS	NS	NS	NA	Not Sampled
	02/04/05		16.68	30.58	NS	NS	NS	NS	NS	NS	NA	Not Sampled

TABLE 1

GROUND WATER MONITORING DATA

Tesoro Station No. 67107
Former Beacon Station No. 3721
44 Lewelling Boulevard
San Lorenzo, California

Monitoring Well	Date	Top of Riser Elevation (ft)	Depth to Water (ft)	Ground Water Elevation (ft)	Benzene (µg/L)	Toluene (µg/L)	Ethyl-benzene (µg/L)	Total Xylenes (µg/L)	TPH as gasoline (µg/L)	MTBE (µg/L)	Oxygenates (µg/L)	Comments
MW-10	02/18/92	42.34	16.63	25.71	110	57	440	53	18,000	NA	NA	
	05/14/92		15.25	27.09	NS	NS	NS	NS	NS	NS	NS	
	05/15/92		NM	NC	24	9.8	97	<0.5	8,500	NA	NA	
	08/27/92		18.35	23.99	NS	NS	NS	NS	NS	NS	NS	
	08/29/92		NM	NC	20	2.8	40	3.5	9,600	NA	NA	
	11/19/92		19.43	22.91	36	21	330	31	5,700	NA	NA	
	02/03/93		15.01	27.33	15	4.6	36	9.6	2,200	NA	NA	
	06/23/93		15.30	27.04	21	24	540	45	8,100	NA	NA	No free product or sheen
	09/22/93		16.90	25.44	22	17	350	16	6,200	NA	NA	No free product or sheen
	01/24/94		NM	NC	NS	NS	NS	NS	NS	NA	NA	Not measured
	04/07/94		15.97	26.37	6.4	2.9	150	4.7	4,000	NA	NA	No free product or sheen
	06/07/94		16.04	26.30	5.6	<2.5	150	5.7	6,700	NA	NA	No free product or sheen
	09/28/94		17.69	24.65	2.2	2.6	110	44	5,700	NA	NA	No free product or sheen
	12/14/94		16.65	25.69	<1.3	<1.3	77	27	3,500	NA	NA	No free product or sheen
	03/15/95		14.08	28.26	<5.0	6.7	150	23	7,200	NA	NA	No free product or sheen
	06/13/95		14.49	27.85	9	48	610	130	8,400	NA	NA	No free product or sheen
	09/28/95		15.81	26.53	22	17	360	24	6,300	NA	NA	No free product or sheen
	12/28/95		15.46	26.88	4.4	5.6	340	11	5,000	37	NA	No free product or sheen
	03/12/96		12.62	29.72	1.4	5.9	41	73	4,500	120	NA	No free product or sheen
	06/11/96		14.40	27.94	<5.0	25	350	81	7,500	<25	NA	No free product or sheen
	10/02/96		15.47	26.87	18	<2.5	<2.5	<2.5	2,600	<25	NA	No free product or sheen
	01/28/97		15.69	26.65	5.9	<2.5	29	19	2,800	<25	NA	No free product or sheen
	05/20/97		14.48	27.86	<20	34	290	74	6,000	<100	NA	No free product or sheen
	08/18/97		15.91	26.43	<20	7.7	94	15	5,900	<50	NA	No free product or sheen
	09/29/97		NM	NC	NS	NS	NS	NS	NS	NS	NS	Not measured
	11/05/97		16.32	26.02	1.1	0.86	47	1.6	5,400	<50/2.3 ^b	NA	No free product or sheen
	03/31/98		12.25	30.09	56	180	1,400	3,700	20,000	250	NA	No free product or sheen
	05/26/98		12.97	29.37	NS	NS	NS	NS	NS	NS	NS	No free product or sheen
	05/28/98		NM	NC	76	200	1,600	3,900	16,000	190	NA	No free product or sheen

TABLE 1

GROUND WATER MONITORING DATA

Tesoro Station No. 67107
 Former Beacon Station No. 3721
 44 Lewelling Boulevard
 San Lorenzo, California

Monitoring Well	Date	Top of Riser Elevation (ft)	Depth to Water (ft)	Ground Water Elevation (ft)	Benzene (µg/L)	Toluene (µg/L)	Ethyl-benzene (µg/L)	Total Xylenes (µg/L)	TPH as gasoline (µg/L)	MTBE (µg/L)	Oxygenates (µg/L)	Comments
MW-10	08/19/98	42.34	14.27	28.07	95	160	1,300	1,700	14,000	<100	NA	No free product or sheen
(Cont.)	11/17/98		15.08	27.26	82	64	590	150	7,500	290	NA	No free product or sheen
	02/18/99		13.61	28.73	41	16	270	79	4,700	<100	NA	No free product or sheen
	06/24/99		14.50	27.84	27	74	280	160	9,400	300	NA	No free product or sheen
	08/30/99		15.26	27.08	15	33	160	33	8,500	290	NA	No free product or sheen
	11/09/99		15.72	26.62	3.9	11	60	14	7,600	120	NA	No free product or sheen
	03/22/00		13.40	28.94	3.5	33	360	320	5,800	160	NA	No free product or sheen
	06/12/00		14.42	27.92	4.3	47	370	210	7,200	270	NA	No free product or sheen
	11/15/00		16.75	25.59	0.54	2.2	3.8	7.3	4,400	420	NA	No free product or sheen
	02/26/01		14.73	27.61	<1.0	2.5	24	13	5,000	860	NA	No free product or sheen
	05/21/01		15.25	27.09	<0.5	3.2	4.1	12	3,500	530	NA	No free product or sheen
	09/05/01		16.35	25.99	<2.0	<2.0	<2.0	4.1	3,400	770	NA	No free product or sheen
	11/07/01		17.05	25.29	<0.5	0.64	0.75	2.7	3,600	790	NA	No free product or sheen
	02/11/02	44.65	14.94	29.71	<2.0	2.2	61	26	4,100	750	NA	No free product or sheen
	06/03/02		15.41	29.24	<1.0	7.0	67	37	4,100	320	26 ^c	No free product or sheen
	08/06/02		15.98	28.67	<1.0	5.4	18	18	4,500	310	18 ^e	No free product or sheen
	11/14/02		16.10	28.55	<1.0	<1.0	2.2	6.4	5,200	280	13 ^e	No free product or sheen
	02/20/03		14.90	29.75	<1.5	9.5	280	69	6,300	220	ND	No free product or sheen
	05/15/03		14.69	29.96	1.2	14	280	78	5,700	130	11 ^e	No free product or sheen
	07/31/03		15.63	29.02	<0.5	4.5	20	17	4,700	110	7.5 ^e	No free product or sheen
	10/28/03		16.39	28.26	<0.5	0.54	0.80	2.9	1,900	88	5.9 ^e	No free product or sheen
	02/28/04		14.01	30.64	<1.0	<1.0	17	7.9	3,500	44	ND	No free product or sheen
	04/16/04		14.69	29.96	<1.5	3.0	150	34	6,000	53	ND	No free product or sheen
	07/16/04		15.09	29.56	<1.0	3.5	110	29	6,300	40	ND	No free product or sheen
	11/13/04		15.24	29.41	<0.5	4.8	42	23	4,900	25	ND	No free product or sheen
	02/04/05		14.43	30.22	<0.5	3.3	46	30	5,000	21	ND	No free product or sheen

TABLE 1

GROUND WATER MONITORING DATA

Tesoro Station No. 67107
 Former Beacon Station No. 3721
 44 Lewelling Boulevard
 San Lorenzo, California

Monitoring Well	Date	Top of Riser Elevation (ft)	Depth to Water (ft)	Ground Water Elevation (ft)	Benzene (µg/L)	Toluene (µg/L)	Ethyl-benzene (µg/L)	Total Xylenes (µg/L)	TPH as gasoline (µg/L)	MTBE (µg/L)	Oxygenates (µg/L)	Comments
MW-11	02/18/92	45.00	17.00	28.00	<0.5	<0.5	<0.5	<0.5	2,400	NA	NA	
	05/14/92		19.02	25.98	<0.5	1.9	1.3	0.7	1,600	NA	NA	
	08/27/92		21.13	23.87	15	2	0.6	1.2	2,100	NA	NA	
	11/19/92		17.91	27.09	<0.5	<0.5	<0.5	<0.5	490	NA	NA	
	02/03/92		17.91	27.09	<0.5	<0.5	0.55	<0.5	500	NA	NA	
	06/23/93		18.14	26.86	<0.5	<0.5	<0.5	<0.5	350	NA	NA	No free product or sheen
	09/22/93		19.63	25.37	<0.5	0.65	<0.5	0.71	200	NA	NA	No free product or sheen
	01/24/94		19.79	25.21	<0.5	<0.5	<0.5	<0.5	450	NA	NA	
	04/07/94		18.78	26.22	<0.5	<0.5	<0.5	<0.5	500	NA	NA	No free product or sheen
	06/07/94		18.88	26.12	<0.5	<0.5	<0.5	0.64	560	NA	NA	No free product or sheen
	09/28/94		20.45	24.55	<0.5	<0.5	<0.5	<0.5	600	NA	NA	No free product or sheen
	12/14/94		19.45	25.55	<0.5	<0.5	<0.5	<0.5	340	NA	NA	No free product or sheen
	03/15/95		17.32	27.68	<0.5	<0.5	<0.5	<0.5	340	NA	NA	No free product or sheen
	06/13/95		17.43	27.57	<0.5	<0.5	<0.5	<0.5	210 ^a	NA	NA	No free product or sheen
	09/28/95		18.67	26.33	4.1	0.5	<0.5	<0.5	93	NA	NA	No free product or sheen
	12/28/95		18.31	26.69	<0.5	<0.5	<0.5	<0.5	380 ^a	<5.0	NA	No free product or sheen
	03/12/96		15.89	29.11	<0.5	<0.5	<0.5	<0.5	110	<5.0	NA	No free product or sheen
	06/11/96		16.98	28.02	<0.5	<0.5	<0.5	<0.5	400 ^a	<5.0	NA	No free product or sheen
	10/02/96		18.20	26.80	<0.5	<0.5	<0.5	<0.5	<50	<5.0	NA	No free product or sheen
	01/28/97		12.53	32.47	<0.5	<0.5	<0.5	<0.5	110 ^a	<5.0	NA	No free product or sheen
	05/20/97		17.36	27.64	<0.5	<0.5	<0.5	<0.5	330	<5.0	NA	No free product or sheen
	08/18/97		18.84	26.16	<0.5	<0.5	<0.5	<0.5	<50	<5.0	NA	No free product or sheen
	09/29/97		NM	NC	NS	NS	NS	NS	NS	NS	NS	Not measured
	11/05/97		NM	NC	NS	NS	NS	NS	NS	NS	NS	Not measured
	03/31/98		15.39	29.61	<0.5	2.8	12	16	460	<5.0	NA	No free product or sheen
	05/26/98		16.25	28.75	NS	NS	NS	NS	NS	NS	NS	No free product or sheen
	05/28/98		NM	NC	14	24	88	75	1,100	24	NA	No free product or sheen
	08/19/98		17.30	27.70	16	9.6	69	17	1,200	6	NA	No free product or sheen
	11/17/98		18.05	26.95	15	4.4	14	<0.5	580	21	NA	No free product or sheen

TABLE 1

GROUND WATER MONITORING DATA

Tesoro Station No. 67107
Former Beacon Station No. 3721
44 Lewelling Boulevard
San Lorenzo, California

Monitoring Well	Date	Top of Riser Elevation (ft)	Depth to Water (ft)	Ground Water Elevation (ft)	Benzene (µg/L)	Toluene (µg/L)	Ethyl-benzene (µg/L)	Total Xylenes (µg/L)	TPH as gasoline (µg/L)	MTBE (µg/L)	Oxygenates (µg/L)	Comments
MW-11	02/18/99	45.00	16.87	28.13	8.0	<0.5	1.4	<0.5	390	44	NA	No free product or sheen
(Cont.)	06/24/99		17.50	27.50	4.6	<0.5	0.66	<0.5	610	59	NA	No free product or sheen
	08/30/99		18.19	26.81	NS	NS	NS	NS	NS	NS	NS	Not sampled
	11/09/99		18.64	26.36	0.87	<0.5	<0.5	<0.5	250	66	NA	No free product or sheen
	03/22/00		16.52	28.48	<0.5	<0.5	<0.5	<0.5	330	100	NA	No free product or sheen
	06/12/00		17.44	27.56	<0.5	<0.5	<0.5	<0.5	52	49	NA	No free product or sheen
	11/15/00		19.07	25.93	<0.5	<0.5	<0.5	<0.5	<50	1.8	NA	
	02/26/01		17.80	27.20	NS	NS	NS	NS	NS	NS	NS	Not Sampled
	05/21/01		18.23	26.77	<0.5	<0.5	<0.5	<0.5	<50	30	NA	No free product or sheen
	09/05/01		19.21	25.79	NS	NS	NS	NS	NS	NS	NS	Not Sampled
	11/07/01		19.80	25.20	<0.5	<0.5	<0.5	<0.5	360	330	NA	No free product or sheen
	02/11/02	47.36	17.40	29.96	NS	NS	NS	NS	NS	NS	NS	Not Sampled
	06/03/02		18.30	29.06	<0.5	<0.5	<0.5	<0.5	120	220	13°	No free product or sheen
	08/06/02		18.80	28.56	NS	NS	NS	NS	NS	NS	NS	Not Sampled
	11/14/02		18.94	28.42	<1.0	<1.0	<1.0	<1.0	240	380	ND	No free product or sheen
	02/20/03		17.46	29.90	NS	NS	NS	NS	NS	NS	NS	Not Sampled
	05/15/03		17.64	29.72	<0.5	<0.5	<0.5	<0.5	160	170	ND	No free product or sheen
	07/31/03		18.81	28.55	NS	NS	NS	NS	NS	NS	NS	Not Sampled
	10/28/03		19.20	28.16	<0.5	<0.5	<0.5	<0.5	<50	35	ND	No free product or sheen
	02/28/04		17.33	30.03	<0.5	<0.5	<0.5	<0.5	360	140	ND	No free product or sheen
	04/16/04		17.67	29.69	<0.5	<0.5	<0.5	<0.5	440	110	ND	No free product or sheen
	07/16/04		18.01	29.35	<0.5	<0.5	<0.5	<0.5	<50	10	ND	No free product or sheen
	11/13/04		18.19	29.17	<0.5	<0.5	<0.5	<0.5	230	49	ND	No free product or sheen
	02/04/05		17.47	29.89	<0.5	<0.5	<0.5	<0.5	<50	7.0	ND	No free product or sheen

TABLE 1

GROUND WATER MONITORING DATA

Tesoro Station No. 67107
Former Beacon Station No. 3721
44 Lewelling Boulevard
San Lorenzo, California

Monitoring Well	Date	Top of Riser Elevation (ft)	Depth to Water (ft)	Ground Water Elevation (ft)	Benzene (µg/L)	Toluene (µg/L)	Ethyl-benzene (µg/L)	Total Xylenes (µg/L)	TPH as gasoline (µg/L)	MTBE (µg/L)	Oxygenates (µg/L)	Comments
RW-1	05/14/92	43.17	16.88	26.29	NS	NS	NS	NS	NS	NS	NS	
	05/15/92		NM	NC	270	62	29	140	790	NA	NA	
	08/27/92		19.05	24.12	1,300	200	68	810	24,000	NA	NA	
	11/19/92		21.11	22.07	NS	NS	NS	NS	NS	NS	NS	
	02/03/92		15.48	27.69	71	35	22	110	620	NA	NA	
	06/23/93		28.25	14.92	30	33	9.8	35	220	NA	NA	No free product or sheen
	09/22/93		17.83	25.34	800	400	170	910	4,100	NA	NA	No free product or sheen
	01/24/94		24.00	19.17	33	6	6.9	23	190	NA	NA	
	04/07/94		16.05	27.12	110	57	32	260	1,500	NA	NA	No free product or sheen
	06/07/94		16.00	27.17	130	51	45	180	1,700	NA	NA	No free product or sheen
	09/28/94		18.35	24.82	54	9.2	12	29	350	NA	NA	No free product or sheen
	12/14/94		19.50	23.67	6.8	2.1	1.2	3.4	79	NA	NA	No free product or sheen
	03/15/95		17.00	26.17	NS	NS	NS	NS	NS	NS	NS	No free product or sheen
	04/10/95		NM	NC	54	11	11	69	410	NA	NA	Not measured
	06/13/95		14.95	28.22	1,600	780	340	1,400	8,200	NA	NA	No free product or sheen
	09/28/95		27.63	15.54	<0.5	<0.5	<0.5	<0.5	<50	NA	NA	No free product or sheen
	12/28/95		14.54	28.63	<0.5	<0.5	<0.5	<0.5	<50	<5.0	NA	No free product or sheen
	03/12/96		11.02	32.15	<0.5	<0.5	<0.5	<0.5	86	110	NA	No free product or sheen
	06/11/96		14.52	28.65	38	11	4.7	50	230	68	NA	No free product or sheen
	10/02/96		15.53	27.64	68	29	14	75	360	47	NA	No free product or sheen
	01/28/97		12.59	30.58	0.77	<0.5	<0.5	<0.5	<50	9	NA	No free product or sheen
	05/20/97		14.85	28.32	<0.5	<0.5	<0.5	<0.5	<50	32	NA	No free product or sheen
	08/18/97		16.19	26.98	25	<0.5	<0.5	3.6	220	170	NA	No free product or sheen
	09/29/97		NM	NC	240	2.8	51	55	900	230	NA	Not measured
	11/05/97		16.95	26.22	340	3.2	59	78	1,300	240/220 ^b	NA	No free product or sheen
	03/31/98		11.85	31.32	450	130	200	940	4,100	4,100	NA	No free product or sheen
	05/26/98		13.13	30.04	NS	NS	NS	NS	NS	NS	NS	No free product or sheen
	05/28/98		NM	NC	830	210	170	720	17,000	14,000	NA	No free product or sheen
	08/19/98		14.70	28.47	20	<2.5	7.1	15	540	2,100	NA	No free product or sheen

TABLE 1

GROUND WATER MONITORING DATA

Tesoro Station No. 67107
 Former Beacon Station No. 3721
 44 Lewelling Boulevard
 San Lorenzo, California

Monitoring Well	Date	Top of Riser Elevation (ft)	Depth to Water (ft)	Ground Water Elevation (ft)	Benzene (µg/L)	Toluene (µg/L)	Ethyl-benzene (µg/L)	Total Xylenes (µg/L)	TPH as gasoline (µg/L)	MTBE (µg/L)	Oxygenates (µg/L)	Comments
RW-1 (cont)	11/17/98	43.17	15.54	27.63	7.8	<2.5	5.6	<2.5	630	730	NA	No free product or sheen
	02/18/99		13.75	29.42	6.7	1.6	3.2	15	180	100	NA	No free product or sheen
06/24/99	14.96		28.21	<0.5	<0.5	<0.5	<0.5	<50	42	NA	No free product or sheen	
08/30/99	15.75		27.42	<0.5	<0.5	<0.5	<0.5	<50	79	NA	No free product or sheen	
11/09/99	17.45		25.72	<0.5	<0.5	<0.5	<0.5	<50	78	NA	No free product or sheen	
03/22/00	13.51		29.66	1.2	<0.5	<0.5	<0.5	<50	17	NA	No free product or sheen	
06/12/00	13.65		29.52	<0.5	<0.5	<0.5	<0.5	<50	40	NA	No free product or sheen	
11/15/00	29.45		13.72	<0.5	<0.5	<0.5	<0.5	<50	290	NA	No free product or sheen	
02/26/01	28.40		14.77	<0.5	<0.5	<0.5	<0.5	<50	360	NA	No free product or sheen	
05/21/01	43.17		27.81	4.1	1.6	1.8	23	100	170	NA	No free product or sheen	
09/05/01	26.90		16.27	33	<0.5	<0.5	<0.5	<50	73	310	NA	No free product or sheen
11/07/01	28.41		14.76	<0.5	<0.5	<0.5	<0.5	<50	240	NA	No free product or sheen	
02/11/02	45.47		27.61	17.86	<0.5	<0.5	<0.5	<0.5	<50	21	NA	No free product or sheen
06/03/02			26.90	18.57	<0.5	<0.5	<0.5	<0.5	<50	160	7.7 ^e	No free product or sheen
08/06/02			25.56	19.91	<0.5	<0.5	<0.5	<0.5	<50	190	6.0 ^e	No free product or sheen
11/14/02			24.83	20.64	<0.5	<0.5	<0.5	<0.5	<50	170	ND	No free product or sheen
02/20/03			23.56	21.91	<0.5	<0.5	<0.5	<0.5	<50	120	ND	No free product or sheen
05/15/03		22.80	22.67	<0.5	<0.5	<0.5	<0.5	<50	110	ND	No free product or sheen	
07/31/03		21.71	23.76	<0.5	<0.5	<0.5	<0.5	<50	99	ND	No free product or sheen	
10/28/03		22.07	23.40	<0.5	<0.5	<0.5	<0.5	<50	88	ND	No free product or sheen	
02/28/04		19.32	26.15	1.3	<0.5	<0.5	<0.5	<50	52	ND	No free product or sheen	
04/16/04		23.95	21.52	<0.5	<0.5	<0.5	<0.5	<50	57	ND	No free product or sheen	
07/16/04	30.04	15.43	0.72	<0.5	<0.5	<0.5	<50	100	7.2 ^e	No free product or sheen		
11/13/04	15.63	29.84	1.0	<0.5	<0.5	<0.5	<50	71	ND	No free product or sheen		
02/04/05	18.57	26.90	<0.5	<0.5	<0.5	<0.5	<50	45	ND	No free product or sheen		

TABLE 1

GROUND WATER MONITORING DATA

Tesoro Station No. 67107
Former Beacon Station No. 3721
44 Lewelling Boulevard
San Lorenzo, California

Monitoring Well	Date	Top of Riser Elevation (ft)	Depth to Water (ft)	Ground Water Elevation (ft)	Benzene (µg/L)	Toluene (µg/L)	Ethyl-benzene (µg/L)	Total Xylenes (µg/L)	TPH as gasoline (µg/L)	MTBE (µg/L)	Oxygenates (µg/L)	Comments
RW-2	11/13/04		16.17	NM	<0.5	<0.5	45	70	4,200	29	ND	No free product or sheen
	02/04/05		15.44	NM	<0.5	<0.5	24	24	2,900	41	ND	No free product or sheen
DW-15800*	01/14/03	NM	NM	NC	<0.5	<0.5	<0.5	<0.5	<50	0.81	ND	No free product or sheen
	03/20/03	NM	NM	NC	<0.5	<0.5	<0.5	<0.5	<50	<0.5	ND	No free product or sheen
DW-15808*	01/14/03	NM	NM	NC	<0.5	<0.5	<0.5	<0.5	<50	<0.5	ND	No free product or sheen
	03/20/03	NM	NM	NC	<0.5	<0.5	<0.5	<0.5	<50	<0.5	ND	No free product or sheen

^a Product is not typical gasoline.

^b MTBE by EPA Method 8020/EPA Method 8260.

^c Constituents by EPA Method 8260.

^d Oxygenates = diisopropyl ether, ethyl-t-butyl ether, tert-amyl methyl ether, tert-butanol, methanol, and ethanol.

^e Tert-Butanol

^f Tert-amyl methyl ether

* = Domestic Water Wells (used as irrigation wells) Located at 15800 & 15808 Via Cordoba, San Lorenzo, CA.

Top of Riser Elevations = Elevations surveyed relative to mean sea level.

TPH = Total petroleum hydrocarbons.

MTBE = Methyl tertiary butyl ether.

µg/L = Micrograms per liter.

NS = Not sampled.

NM = Not measured.

NC = Not calculated.

NA = Not analyzed.

Note: Aegis Environmental, Inc. collected data prior to June 23, 1993.

Table 2
Ground Water System Performance Data Sheet
Tesoro Station No. 67107
(Former Beacon Station No. 3721)

Site Visit (Date)	Totalizer	Change in Totalizer	Sample ID	Concentrations in Micrograms per liter (µg/L)						ppm		pH
				Benzene	Toluene	Ethyl - Benzene	Total Xylenes	TPHg ^a	MTBE ^b	COD ^c	TSS ^d	
10/4/2000	190,140	0	NS	NS	NS	NS	NS	NS	NS	NS	NS	NS
10/17/2000	190,140	0	NS	NS	NS	NS	NS	NS	NS	NS	NS	NS
11/10/2000	190,440	300	NS	NS	NS	NS	NS	NS	NS	NS	NS	NS
11/29/2000	200,600	10,460	Influent	14	<0.5	<0.5	1.1	96	NA	NA	NA	NA
			Dat-Eff	<0.5	<0.5	<0.5	<0.5	<50	NA	NA	NA	NA
			Mid-1	<0.5	<0.5	<0.5	<0.5	<50	NA	NA	NA	NA
			Mid-2	<0.5	<0.5	<0.5	<0.5	<50	NA	NA	NA	NA
			Effluent	<0.5	<0.5	<0.5	<0.5	<50	NA	NA	NA	NA
12/7/2000	201,010	410	Influent	14	<0.5	<0.5	<0.5	56	NA	NA	NA	NA
			Dat-Eff	<0.5	<0.5	<0.5	<0.5	<50	NA	NA	NA	NA
			Mid-1	<0.5	<0.5	<0.5	<0.5	<50	NA	NA	NA	NA
			Mid-2	<0.5	<0.5	<0.5	<0.5	<50	NA	NA	NA	NA
			Effluent	<0.5	<0.5	<0.5	<0.5	<50	NA	NA	NA	NA
12/20/2000	218,900	17,890	NS	NS	NS	NS	NS	NS	NS	NS	NS	
01/04/01	218,970	70	NS	NS	NS	NS	NS	NS	NS	NS	NS	
01/19/01	110	100	Influent	<0.5	<0.5	<0.5	<0.5	<50	NA	NA	NA	NA
			Dat-Eff	<0.5	<0.5	<0.5	<0.5	<50	NA	NA	NA	NA
			Mid-1	<0.5	<0.5	<0.5	<0.5	<50	NA	NA	NA	NA
			Mid-2	<0.5	<0.5	<0.5	<0.5	<50	NA	NA	NA	NA
			Effluent	<0.5	<0.5	<0.5	<0.5	<50	NA	NA	NA	NA
02/15/01	12,730	12,620	NS	NS	NS	NS	NS	NS	NS	NS	NS	
02/23/01	21,900	9,170	Influent	<0.5	<0.5	<0.5	<0.5	<50	240	NA	NA	NA
			Dat-Eff	<0.5	<0.5	<0.5	<0.5	<50	1.8	NA	NA	NA
			Mid-1	<0.5	<0.5	<0.5	<0.5	<50	7.3	NA	NA	NA
			Mid-2	<0.5	<0.5	<0.5	<0.5	<50	<0.5	NA	NA	NA
			Effluent	<0.5	<0.5	<0.5	<0.5	<50	1.4	<10	5.0	7.63
03/01/01	22,260	360	Influent	<0.5	<0.5	<0.5	<0.5	<50	NA	NA	NA	NA
			Dat-Eff	<0.5	<0.5	<0.5	<0.5	<50	NA	NA	NA	NA
			Mid-1	<0.5	<0.5	<0.5	<0.5	<50	NA	NA	NA	NA
			Mid-2	<0.5	<0.5	<0.5	<0.5	<50	NA	NA	NA	NA
			Effluent	<0.5	<0.5	<0.5	<0.5	<50	NA	<10	<5.0	7.49
03/23/01	50,000	27,740	NS	NS	NS	NS	NS	NS	NS	NS	NS	

Table 2
Ground Water System Performance Data Sheet
Tesoro Station No. 67107
(Former Beacon Station No. 3721)

Site Visit (Date)	Totalizer	Change in Totalizer	Sample ID	Concentrations in Micrograms per liter (µg/L)						ppm		pH
				Benzene	Toluene	Ethyl-Benzene	Total Xylenes	TPHg ^a	MTBE ^b	COD ^c	TSS ^d	
04/05/01	118,900	68,900	Influent	<0.5	<0.5	<0.5	<0.5	<50	320	NA	NA	NA
			Dat-Eff	<0.5	<0.5	<0.5	<0.5	<50	<5.0	NA	NA	NA
			Mid-1	<0.5	<0.5	<0.5	<0.5	<50	65	NA	NA	NA
			Mid-2	<0.5	<0.5	<0.5	<0.5	<50	9.2	NA	NA	NA
			Effluent	<0.5	<0.5	<0.5	<0.5	<50	<5.0	<10	<5.0	7.79
04/18/01	140,190	21,290	NS	NS	NS	NS	NS	NS	NS	NS	NS	
05/15/01	159,810	19,620	NS	NS	NS	NS	NS	NS	NS	NS	NS	
05/21/01	172,540	12,730	Influent	3.8	1.4	1.3	16	67	NA	NA	NA	NA
			Dat-Eff	<0.5	<0.5	<0.5	<0.5	<50	NA	NA	NA	NA
			Mid-1	<0.5	<0.5	<0.5	<0.5	<50	NA	NA	NA	NA
			Mid-2	<0.5	<0.5	<0.5	<0.5	<50	NA	NA	NA	NA
			Effluent	<0.5	<0.5	<0.5	<0.5	<50	NA	<10	<5.0	7.90
06/05/01	185,810	13,270	NS	NS	NS	NS	NS	NS	NS	NS	NS	
06/21/01	185,830	20	Influent	2.9	<0.5	<0.5	<0.5	<50	NA	NA	NA	NA
			Dat-Eff	<0.5	<0.5	<0.5	<0.5	<50	NA	NA	NA	NA
			Mid-1	<0.5	<0.5	<0.5	<0.5	<50	NA	NA	NA	NA
			Mid-2	<0.5	<0.5	<0.5	<0.5	<50	NA	NA	NA	NA
			Effluent	<0.5	<0.5	<0.5	<0.5	<50	NA	<10	<5.0	7.44
07/05/01	186,000	170	Influent	3.6	<0.5	<0.5	<0.5	<50	290	NA	NA	NA
			Dat-Eff	<0.5	<0.5	<0.5	<0.5	100	8.3	NA	NA	NA
			Mid-1	<0.5	<0.5	<0.5	<0.5	<50	47	NA	NA	NA
			Mid-2	<0.5	<0.5	<0.5	<0.5	<50	12	NA	NA	NA
			Effluent	<0.5	<0.5	<0.5	<0.5	<50	<5.0	<10	<5.0	6.99
07/16/01	NM	NM	NS	NS	NS	NS	NS	NS	NS	NS	NS	
08/17/01	186,040	40	NS	NS	NS	NS	NS	NS	NS	NS	NS	
08/24/01	207,160	21,120	Influent	8.5	<0.5	<0.5	1.4	<50	370	NA	NA	NA
			Dat-Eff	<0.5	<0.5	<0.5	<0.5	100	62	NA	NA	NA
			Mid-1	<0.5	<0.5	<0.5	<0.5	<50	90	NA	NA	NA
			Mid-2	<0.5	<0.5	<0.5	<0.5	<50	25	NA	NA	NA
			Effluent	<0.5	<0.5	<0.5	<0.5	<50	<5.0	<10	<5.0	7.79
09/06/01	233,430	26,270	Influent	66	0.93	<0.5	6.3	150	650	NA	NA	NA
			Dat-Eff	<0.5	<0.5	<0.5	<0.5	<50	6.0	NA	NA	NA
			Mid-1	<0.5	<0.5	<0.5	<0.5	<50	67	NA	NA	NA
			Mid-2	<0.5	<0.5	<0.5	<0.5	<50	24	NA	NA	NA
			Effluent	<0.5	<0.5	<0.5	<0.5	<50	<5.0	<10	<5.0	7.62
09/29/01	239,410	5,980	NS	NS	NS	NS	NS	NS	NS	NS	NS	
10/08/01	273,690	34,280	NS	NS	NS	NS	NS	NS	NS	NS	NS	

Table 2
Ground Water System Performance Data Sheet
Tesoro Station No. 67107
(Former Beacon Station No. 3721)

Site Visit (Date)	Totalizer	Change in Totalizer	Sample ID	Concentrations in Micrograms per liter (µg/L)						ppm		pH
				Benzene	Toluene	Ethyl - Benzene	Total Xylenes	TPHg ^a	MTBE ^b	COD ^c	TSS ^d	
10/19/01	273,800	110	NS	NS	NS	NS	NS	NS	NS	NS	NS	NS
11/02/01	352,260	78,460	NS	NS	NS	NS	NS	NS	NS	NS	NS	NS
11/23/01	394,260	42,000	Influent	22	<2.0	<2.0	<2.0	<200	630	NA	NA	NA
			Dat-Eff	<0.5	<0.5	<0.5	<0.5	<50	<5.0	NA	NA	NA
			Mid-1	<0.5	<0.5	<0.5	<0.5	<50	31	NA	NA	NA
			Mid-2	<0.5	<0.5	<0.5	<0.5	<50	<5.0	NA	NA	NA
			Effluent	<0.5	<0.5	<0.5	<0.5	<50	<5.0	<10	<5.0	9.07/7.82**
12/13/01	400,690	6,430	Influent	5.7	<1.0	<1.0	<1.0	<100	370	NA	NA	NA
			Dat-Eff	<0.5	<0.5	<0.5	<0.5	<50	<5.0	NA	NA	NA
			Mid-1	<0.5	<0.5	<0.5	<0.5	<50	31	NA	NA	NA
			Mid-2	<0.5	<0.5	<0.5	<0.5	<50	<5.0	NA	NA	NA
			Effluent	<0.5	<0.5	<0.5	<0.5	<50	<5.0	<10	NA	7.66**
12/27/2001	437,150	36,460	NS	NS	NS	NS	NS	NS	NS	NS	NS	
01/17/02	437,340	190	Influent	<0.5	<0.5	<0.5	<0.5	<50	240	NA	NA	NA
			Dat-Eff	<0.5	<0.5	<0.5	<0.5	<50	<5.0	NA	NA	NA
			Mid-1	<0.5	<0.5	<0.5	<0.5	<50	25	NA	NA	NA
			Mid-2	<0.5	<0.5	<0.5	<0.5	<50	<5.0	NA	NA	NA
			Effluent	<0.5	<0.5	<0.5	<0.5	<50	<5.0	<10	<5.0	7.54**
01/29/02	461,150	23,810	NS	NS	NS	NS	NS	NS	NS	NS	NS	
02/13/02	477,300	16,150	NS	NS	NS	NS	NS	NS	NS	NS	NS	
02/18/02	507,110	29,810	Influent	0.6	<0.5	<0.5	2.1	<50	180	NA	NA	NA
			Dat-Eff	<0.5	<0.5	<0.5	<0.5	<50	<5.0	NA	NA	NA
			Mid-1	<0.5	<0.5	<0.5	<0.5	<50	7.8	NA	NA	NA
			Mid-2	<0.5	<0.5	<0.5	<0.5	<50	<5.0	NA	NA	NA
			Effluent	<0.5	<0.5	<0.5	<0.5	<50	<5.0	<10	<5.0	7.68**
03/08/02	509,940	2,830	NS	NS	NS	NS	NS	NS	NS	NS	NS	
03/20/02	561,510	51,570	Influent	1.2	<0.5	<0.5	2.1	<50	210	NA	NA	NA
			Dat-Eff	<0.5	<0.5	<0.5	<0.5	<50	9.5	NA	NA	NA
			Mid-1	<0.5	<0.5	<0.5	<0.5	<50	18	NA	NA	NA
			Mid-2	<0.5	<0.5	<0.5	<0.5	<50	<5.0	NA	NA	NA
			Effluent	<0.5	<0.5	<0.5	<0.5	<50	<5.0	11	52	7.45**
04/12/02	568,950	7,440	NS	NS	NS	NS	NS	NS	NS	NS	NS	

Table 2
Ground Water System Performance Data Sheet
Tesoro Station No. 67107
(Former Beacon Station No. 3721)

Site Visit (Date)	Totalizer	Change in Totalizer	Sample ID	Concentrations in Micrograms per liter (µg/L)						ppm		pH
				Benzene	Toluene	Ethyl - Benzene	Total Xylenes	TPHg ^a	MTBE ^b	COD ^c	TSS ^d	
04/18/02	570,490	1,540	Influent	<0.5	<0.5	<0.5	<0.5	<50	140	NA	NA	NA
			Dat-Eff	<0.5	<0.5	<0.5	<0.5	<50	<5.0	NA	NA	NA
			Mid-1	NS	NS	NS	NS	NS	NS	NS	NS	NS
			Mid-2	<0.5	<0.5	<0.5	<0.5	<50	<5.0	NA	NA	NA
			Effluent	<0.5	<0.5	<0.5	<0.5	<50	<5.0	<10	26	7.8**
05/13/02	703,960	133,470	Influent	<0.5	<0.5	<0.5	<0.5	<50	220	NA	NA	NA
			Dat-Eff	<0.5	<0.5	<0.5	<0.5	<50	98	NA	NA	NA
			Mid-1	NS	NS	NS	NS	NS	NS	NS	NS	NS
			Mid-2	<0.5	<0.5	<0.5	<0.5	<50	<5.0	NA	NA	NA
			Effluent	<0.5	<0.5	<0.5	<0.5	<50	<5.0	13	<1.0	7.45**
05/24/02	762,880	58,920	NS	NS	NS	NS	NS	NS	NS	NS	NS	NS
06/12/02	861,220	98,340	Influent	<0.5	<0.5	<0.5	<0.5	<50	220	NA	NA	NA
			Dat-Eff	<0.5	<0.5	<0.5	<0.5	<50	89	NA	NA	NA
			Mid-1	NS	NS	NS	NS	NS	NS	NS	NS	NS
			Mid-2	<0.5	<0.5	<0.5	<0.5	<50	23	NA	NA	NA
			Effluent	<0.5	<0.5	<0.5	<0.5	<50	<5.0	<5.0	5	7.24**
06/20/02	902,920	41,700	NS	NS	NS	NS	NS	NS	NS	NS	NS	
07/05/02	976,890	73,970	NS	NS	NS	NS	NS	NS	NS	NS	NS	
07/23/02	988,120	11,230	Influent	85	<0.5	<0.5	7.3	220	520	NA	NA	NA
			Dat-Eff	<0.5	<0.5	<0.5	<0.5	<50	<5.0	NA	NA	NA
			Mid-1	NS	NS	NS	NS	NS	NS	NS	NS	NS
			Mid-2	<0.5	<0.5	<0.5	<0.5	<50	<5.0	NA	NA	NA
			Effluent	<0.5	<0.5	<0.5	<0.5	<50	<5.0	10	3.6	7.46**
08/01/02	1,040,520	52,400	NS	NS	NS	NS	NS	NS	NS	NS	NS	
08/21/02	1,132,920	92,400	Influent	<0.5	<0.5	<0.5	<0.5	<50	190	NA	NA	NA
			Dat-Eff	<0.5	<0.5	<0.5	<0.5	<50	29	NA	NA	NA
			Mid-1	<0.5	<0.5	<0.5	<0.5	<50	<0.5	NA	NA	NA
			Mid-2	<0.5	<0.5	<0.5	<0.5	<50	<0.5	NA	NA	NA
			Effluent	<0.5	<0.5	<0.5	<0.5	<50	4.8	5.1	<1.0	7.32**
09/14/02	1,245,710	112,790	NS	NS	NS	NS	NS	NS	NS	NS	NS	
09/23/02	1,268,520	22,810	Influent	6.5	0.53	1.2	2.5	<50	230	NA	NA	NA
			Dat-Eff	<0.5	<0.5	<0.5	<0.5	<50	<5.0	NA	NA	NA
			Mid-1	<0.5	<0.5	<0.5	<0.5	<50	<5.0	NS	NS	NS
			Mid-2	<0.5	<0.5	<0.5	<0.5	<50	<5.0	NA	NA	NA
			Effluent	<0.5	<0.5	<0.5	<0.5	<50	<5.0	7.7	<1.0	7.47**
10/07/02	1,332,060	63,540	NS	NS	NS	NS	NS	NS	NS	NS	NS	

Table 2
Ground Water System Performance Data Sheet
Tesoro Station No. 67107
(Former Beacon Station No. 3721)

Site Visit (Date)	Totalizer	Change in Totalizer	Sample ID	Concentrations in Micrograms per liter (µg/L)						ppm		pH
				Benzene	Toluene	Ethyl - Benzene	Total Xylenes	TPHg ^a	MTBE ^b	COD ^c	TSS ^d	
10/22/02	1,392,920	60,860	Influent	<0.5	<0.5	<0.5	<0.5	<50	150	NA	NA	NA
			Dat-Eff	<0.5	<0.5	<0.5	<0.5	<50	69	NA	NA	NA
			Mid-1	<0.5	<0.5	<0.5	<0.5	<50	<5.0	NS	NS	NS
			Mid-2	<0.5	<0.5	<0.5	<0.5	<50	<5.0	NA	NA	NA
			Effluent	<0.5	<0.5	<0.5	<0.5	<50	<5.0	13.0	<1.0	7.48**
11/11/02	1,411,070	18,150	NS	NS	NS	NS	NS	NS	NS	NS	NS	
11/24/02	1,474,210	63,140	Influent	<0.5	<0.5	<0.5	<0.5	<50	170	NA	NA	NA
			Dat-Eff	<0.5	<0.5	<0.5	<0.5	<50	130	NA	NA	NA
			Mid-1	<0.5	<0.5	<0.5	<0.5	<50	3.2	NS	NS	NS
			Mid-2	<0.5	<0.5	<0.5	<0.5	<50	<0.5	NA	NA	NA
			Effluent	<0.5	<0.5	<0.5	<0.5	<50	0.95	10.0	<1.0	7.52**
12/11/02	1,548,430	74,220	NS	NS	NS	NS	NS	NS	NS	NS	NS	
12/20/02	1,597,130	48,700	Influent	<0.5	<0.5	<0.5	<0.5	<50	150	NA	NA	NA
			Dat-Eff	<0.5	<0.5	<0.5	<0.5	<50	120	NA	NA	NA
			Mid-1	<0.5	<0.5	<0.5	<0.5	<50	1.5	NS	NS	NS
			Mid-2	<0.5	<0.5	<0.5	<0.5	<50	0.57	NA	NA	NA
			Effluent	<0.5	<0.5	<0.5	<0.5	<50	0.71	<5.0	<1.0	7.58**
01/03/03	1,671,090	73,960	NS	NS	NS	NS	NS	NS	NS	NS	NS	
01/29/03	1,807,900	136,810	Influent	<0.5	<0.5	<0.5	<0.5	<50	NA	NA	NA	NA
			Dat-Eff	<0.5	<0.5	<0.5	<0.5	<50	NA	NA	NA	NA
			Mid-1	<0.5	<0.5	<0.5	<0.5	<50	NA	NS	NS	NS
			Mid-2	<0.5	<0.5	<0.5	<0.5	<50	NA	NA	NA	NA
			Effluent	<0.5	<0.5	<0.5	<0.5	<50	NA	10.0	<1.0	7.47**
02/17/03	1,904,010	96,110	NS	NS	NS	NS	NS	NS	NS	NS	NS	
02/20/03	1,919,460	15,450	Influent	<0.5	<0.5	<0.5	<0.5	<50	130	NA	NA	NA
			Dat-Eff	<0.5	<0.5	<0.5	<0.5	<50	100	NA	NA	NA
			Mid-1	<0.5	<0.5	<0.5	<0.5	<50	7.2	NS	NS	NS
			Mid-2	<0.5	<0.5	<0.5	<0.5	<50	<0.5	NA	NA	NA
			Effluent	<0.5	<0.5	<0.5	<0.5	<50	<0.5	7.7	<1.0	7.71
03/04/03	1,978,940	59,480	NS	NS	NS	NS	NS	NS	NS	NS	NS	

Table 2
Ground Water System Performance Data Sheet
Tesoro Station No. 67107
(Former Beacon Station No. 3721)

Site Visit (Date)	Totalizer	Change in Totalizer	Sample ID	Concentrations in Micrograms per liter (µg/L)						ppm		pH
				Benzene	Toluene	Ethyl - Benzene	Total Xylenes	TPHg ^a	MTBE ^b	COD ^c	TSS ^d	
03/20/03	2,012,550	33,610	Influent	5.7	0.72	1.5	5.1	65	260	NA	NA	NA
			Dat-Eff	<0.5	<0.5	<0.5	<0.5	<50	<0.5	NA	NA	NA
			Mid-1	<0.5	<0.5	<0.5	<0.5	<50	2.3	NS	NS	NS
			Mid-2	<0.5	<0.5	<0.5	<0.5	<50	<0.5	NA	NA	NA
			Effluent	<0.5	<0.5	<0.5	<0.5	<50	0.52	<5.0	<1.0	7.42
04/01/03	2,072,600	60,050	NS	NS	NS	NS	NS	NS	NS	NS	NS	NS
04/22/03	2,176,680	104,080	Influent	<0.5	<0.5	<0.5	<0.5	<50	120	NA	NA	NA
			Dat-Eff	<0.5	<0.5	<0.5	<0.5	<50	69	NA	NA	NA
			Mid-1	<0.5	<0.5	<0.5	<0.5	<50	70	NS	NS	NS
			Mid-2	<0.5	<0.5	<0.5	<0.5	<50	2.1	NA	NA	NA
			Effluent	<0.5	<0.5	<0.5	<0.5	<50	0.72	16.0	<1.0	7.49
05/14/03	2,286,720	110,040	NS	NS	NS	NS	NS	NS	NS	NS	NS	
05/29/03	2,344,540	57,820	Influent	8.0	1.1	2.6	6.7	79	140	NA	NA	NA
			Dat-Eff	<0.5	<0.5	<0.5	<0.5	<50	4.3	NA	NA	NA
			Mid-1	<0.5	<0.5	<0.5	<0.5	<50	5.7	NS	NS	NS
			Mid-2	<0.5	<0.5	<0.5	<0.5	<50	0.77	NA	NA	NA
			Effluent	<0.5	<0.5	<0.5	<0.5	<50	0.66	5.1	<1.0	7.62
06/10/03	2,345,770	1,230	NS	NS	NS	NS	NS	NS	NS	NS	NS	
06/24/03	2,346,180	410	Influent	3.4	<0.5	0.78	1.2	<50	250	NA	NA	NA
			Dat-Eff	<0.5	<0.5	<0.5	<0.5	<50	2.2	NA	NA	NA
			Mid-1	<0.5	<0.5	<0.5	<0.5	<50	<0.5	NS	NS	NS
			Mid-2	<0.5	<0.5	<0.5	<0.5	<50	<0.5	NA	NA	NA
			Effluent	<0.5	<0.5	<0.5	<0.5	<50	<0.5	7.7	<1.0	7.42
07/02/03	2,384,820	38,640	NS	NS	NS	NS	NS	NS	NS	NS	NS	
07/21/03	2,467,900	83,080	Influent	<0.5	<0.5	<0.5	<0.5	<50	110	NA	NA	NA
			Dat-Eff	<0.5	<0.5	<0.5	<0.5	<50	83	NA	NA	NA
			Mid-1	<0.5	<0.5	<0.5	<0.5	<50	<0.5	NS	NS	NS
			Mid-2	NA	NA	NA	NA	NA	NA	NA	NA	NA
			Effluent	<0.5	<0.5	<0.5	<0.5	<50	<0.5	18	<1.0	7.84
08/06/03	2,537,130	69,230	NS	NS	NS	NS	NS	NS	NS	NS	NS	
08/20/03	2,596,230	59,100	Influent	<0.5	<0.5	<0.5	<0.5	<50	82	NA	NA	NA
			Dat-Eff	<0.5	<0.5	<0.5	<0.5	<50	63	NA	NA	NA
			Mid-1	<0.5	<0.5	<0.5	<0.5	<50	11	NS	NS	NS
			Mid-2	NA	NA	NA	NA	NA	NA	NA	NA	NA
			Effluent	<0.5	<0.5	<0.5	<0.5	<50	<0.5	NR	NR	7.24
09/07/03	2,803,720	7,490	NS	NS	NS	NS	NS	NS	NS	NS	NS	
09/21/03	2,604,320	600	Influent	1.0	<0.5	<0.5	<0.5	<50	240	NA	NA	NA

Table 2
Ground Water System Performance Data Sheet
Tesoro Station No. 67107
(Former Beacon Station No. 3721)

Site Visit (Date)	Totalizer	Change in Totalizer	Sample ID	Concentrations in Micrograms per liter (µg/L)						ppm		pH
				Benzene	Toluene	Ethyl - Benzene	Total Xylenes	TPHg ^a	MTBE ^b	COD ^c	TSS ^d	
			Dat-Eff	<0.5	<0.5	<0.5	<0.5	<50	<0.5	NA	NA	NA
			Mid-1	<0.5	<0.5	<0.5	<0.5	<50	3.0	NS	NS	NS
			Mid-2	NA	NA	NA	NA	NA	NA	NA	NA	NA
			Effluent	<0.5	<0.5	<0.5	<0.5	<50	<0.5	<5.0	<1.0	7.61
10/10/03	2,677,470	73,150	NS	NS	NS	NS	NS	NS	NS	NS	NS	NS
10/30/03	2,756,950	79,480	Influent	<0.5	<0.5	<0.5	<0.5	<50	89	NA	NA	NA
			Dat-Eff	<0.5	<0.5	<0.5	<0.5	<50	65	NA	NA	NA
			Mid-1	<0.5	<0.5	<0.5	<0.5	<50	12	NA	NA	NA
			Mid-2	NA	NA	NA	NA	NA	NA	NA	NA	NA
			Effluent	<0.5	<0.5	<0.5	<0.5	<50	2.6	<5.0	<1.0	6.88
11/16/03	2,821,800	64,850	NS	NS	NS	NS	NS	NS	NS	NS	NS	NS
11/26/03	2,853,250	31,450	Influent	<0.5	<0.5	<0.5	<0.5	<50	87	NA	NA	NA
			Dat-Eff	0.96	<0.5	<0.5	<0.5	<50	60	NA	NA	NA
			Mid-1	<0.5	<0.5	<0.5	<0.5	<50	<0.5	NA	NA	NA
			Mid-2	<0.5	<0.5	<0.5	<0.5	<50	<0.5	NA	NA	NA
			Effluent	<0.5	<0.5	<0.5	<0.5	<50	<0.5	<5.0	<1.0	7.12
12/18/03	2,900,120	46,870	Influent	<0.5	<0.5	<0.5	<0.5	<50	3.2	NA	NA	NA
			Dat-Eff	<0.5	<0.5	<0.5	<0.5	<50	12	NA	NA	NA
			Mid-1	<0.5	<0.5	<0.5	<0.5	<50	<0.5	NA	NA	NA
			Mid-2	<0.5	<0.5	<0.5	<0.5	<50	<0.5	NA	NA	NA
			Effluent	<0.5	<0.5	<0.5	<0.5	<50	<0.5	<5.0	<1.0	7.28
12/29/03	2,956,060	55,940	NS	NS	NS	NS	NS	NS	NS	NS	NS	NS
01/10/04	2,959,680	3,620	NS	NS	NS	NS	NS	NS	NS	NS	NS	NS
01/28/04	2,959,680	0	NS	NS	NS	NS	NS	NS	NS	NS	NS	NS
02/13/04	2,959,680	0	NS	NS	NS	NS	NS	NS	NS	NS	NS	NS
02/28/04	2,960,330	650	Influent	1.4	<0.5	<0.5	<0.5	<50	110	NA	NA	NA
			Dat-Eff	<0.5	<0.5	<0.5	<0.5	<50	2.6	NA	NA	NA
			Mid-1	<0.5	<0.5	<0.5	<0.5	<50	<0.5	NA	NA	NA
			Mid-2	<0.5	<0.5	<0.5	<0.5	<50	<0.5	NA	NA	NA
			Effluent	<0.5	<0.5	<0.5	<0.5	<50	<0.5	NA	<1.0	7.48
03/15/04	3,051,940	91,610	Influent	<0.5	<0.5	<0.5	<0.5	<50	73	NA	NA	NA
			Dat-Eff	<0.5	<0.5	<0.5	<0.5	<50	61	NA	NA	NA
			Mid-1	<0.5	<0.5	<0.5	<0.5	<50	0.64	NA	NA	NA
			Mid-2	<0.5	<0.5	<0.5	<0.5	<50	<0.5	NA	NA	NA
			Effluent	<0.5	<0.5	<0.5	<0.5	<50	<0.5	7.7	<1.0	7.64

Table 2
 Ground Water System Performance Data Sheet
 Tesoro Station No. 67107
 (Former Beacon Station No. 3721)

Site Visit (Date)	Totalizer	Change in Totalizer	Sample ID	Concentrations in Micrograms per liter (µg/L)						ppm		pH
				Benzene	Toluene	Ethyl - Benzene	Total Xylenes	TPHg ^a	MTBE ^b	COD ^c	TSS ^d	
03/30/04	3,134,660	82,720	NS	NS	NS	NS	NS	NS	NS	NS	NS	NS
04/13/04	3,207,100	72,440	NS	NS	NS	NS	NS	NS	NS	NS	NS	NS
04/19/04	3,224,586	17,486	Influent	1.4	<0.5	<0.5	0.89	<50	89	NA	NA	NA
			Dat-Eff	<0.5	<0.5	<0.5	<0.5	<50	5.6	NA	NA	NA
			Mid-1	<0.5	<0.5	<0.5	<0.5	<50	1.9	NA	NA	NA
			Mid-2	<0.5	<0.5	<0.5	<0.5	<50	<0.5	NA	NA	NA
			Effluent	<0.5	<0.5	<0.5	<0.5	<50	<0.5	5.1	<1.0	7.82
05/14/04	3,340,018	115,432	NS	NS	NS	NS	NS	NS	NS	NS	NS	
05/26/04	3,392,984	52,966	Influent	<0.5	<0.5	<0.5	<0.5	<50	65	NA	NA	NA
			Dat-Eff	<0.5	<0.5	<0.5	<0.5	<50	52	NA	NA	NA
			Mid-1	<0.5	<0.5	<0.5	<0.5	<50	<0.5	NA	NA	NA
			Mid-2	NS	NS	NS	NS	NS	NS	NS	NS	NS
			Effluent	<0.5	<0.5	<0.5	<0.5	<50	<0.5	10	4.2	7.66
06/22/04	3,456,780	63,796	Influent	4.7	<0.5	0.81	1.8	<50	99	NA	NA	NA
			Dat-Eff	<0.5	<0.5	<0.5	<0.5	<50	<0.5	NA	NA	NA
			Mid-1	<0.5	<0.5	<0.5	<0.5	<50	<0.5	NA	NA	NA
			Mid-2	NR	NR	NR	NR	NR	NR	NA	NA	NA
			Effluent	<0.5	<0.5	<0.5	<0.5	<50	<0.5	20.0	<1.0	7.56
06/30/04	3,473,610	16,830	NS	NS	NS	NS	NS	NS	NS	NS	NS	
07/06/04	3,491,096	17,486	NS	NS	NS	NS	NS	NS	NS	NS	NS	
07/28/04	3,497,468	6,372	Influent	0.78	<0.5	<0.5	<0.5	<50	120	NA	NA	NA
			Dat-Eff	1.0	<0.5	<0.5	<0.5	<50	22	NA	NA	NA
			Mid-1	<0.5	<0.5	<0.5	<0.5	<50	<0.5	NA	NA	NA
			Mid-2	<0.5	<0.5	<0.5	<0.5	<50	<0.5	NA	NA	NA
			Effluent	<0.5	<0.5	<0.5	<0.5	<50	<0.5	10.0	8.5	7.66
08/17/04	3,582,556	85,088	Influent	<0.5	<0.5	<0.5	<0.5	<50	66	NA	NA	NA
			Dat-Eff	<0.5	<0.5	<0.5	<0.5	<50	45	NA	NA	NA
			Mid-1	<0.5	<0.5	<0.5	<0.5	<50	<0.5	NA	NA	NA
			Mid-2	<0.5	<0.5	<0.5	<0.5	<50	<0.5	NA	NA	NA
			Effluent	* <0.5	<0.5	<0.5	<0.5	<50	<0.5	120	1.4	7.54
08/30/04	3,634,100	51,544	NS	NS	NS	NS	NS	NS	NS	NS	NS	
09/11/04	3,677,440	43,340	NS	NS	NS	NS	NS	NS	NS	NS	NS	

Table 2
Ground Water System Performance Data Sheet
Tesoro Station No. 67107
(Former Beacon Station No. 3721)

Site Visit (Date)	Totalizer	Change in Totalizer	Sample ID	Concentrations in Micrograms per liter (µg/L)						ppm		pH
				Benzene	Toluene	Ethyl - Benzene	Total Xylenes	TPHg ^a	MTBE ^b	COD ^c	TSS ^d	
09/18/04	3,708,380	30,940	Influent	<0.5	<0.5	<0.5	0.68	<50	56	NA	NA	NA
			Dat-Eff	<0.5	<0.5	<0.5	<0.5	<50	35	NA	NA	NA
			Mid-1	<0.5	<0.5	<0.5	<0.5	<50	0.56	NA	NA	NA
			Mid-2	<0.5	<0.5	<0.5	<0.5	<50	<0.5	NA	NA	NA
			Effluent	<0.5	<0.5	<0.5	<0.5	<50	<0.5	10	18	7.68
10/14/04	3,807,160	98,780	NS	NS	NS	NS	NS	NS	NS	NS	NS	
10/28/04	3,859,560	52,400	Influent	<0.5	<0.5	<0.5	<0.5	<50	50	NA	NA	NA
			Dat-Eff	<0.5	<0.5	<0.5	<0.5	<50	42	NA	NA	NA
			Mid-1	<0.5	<0.5	<0.5	<0.5	<50	1.0	NA	NA	NA
			Mid-2	<0.5	<0.5	<0.5	<0.5	<50	<0.5	NA	NA	NA
			Effluent	<0.5	<0.5	<0.5	<0.5	<50	<0.5	15	<1.0	7.65
11/15/04	3,903,130	43,570	NS	NS	NS	NS	NS	NS	NS	NS	NS	
11/23/04	3,904,650	1,520	Influent	2.9	<0.5	<0.5	<0.5	<50	84	NA	NA	NA
			Dat-Eff	<0.5	<0.5	<0.5	<0.5	<50	1.1	NA	NA	NA
			Mid-1	<0.5	<0.5	<0.5	<0.5	<50	1.0	NA	NA	NA
			Mid-2	<0.5	<0.5	<0.5	<0.5	<50	<0.5	NA	NA	NA
			Effluent	<0.5	<0.5	<0.5	<0.5	<50	<0.5	NA	NA	7.54
12/15/04	3,918,320	13,670	NS	NS	NS	NS	NS	NS	NS	NS	NS	
12/26/2004	3,948,170	29,850	Influent	8.0	<0.5	<0.5	<0.5	<50	79	NA	NA	NA
			Dat-Eff	<0.5	<0.5	<0.5	<0.5	<50	<0.5	NA	NA	NA
			Mid-1	NA	NA	NA	NA	NA	NA	NA	NA	NA
			Mid-2	<0.5	<0.5	<0.5	<0.5	<50	1.3	NA	NA	NA
			Effluent	<0.5	<0.5	<0.5	<0.5	<50	<0.5	64	<1.0	7.21
01/12/05	3,976,692	28,522	NS	NS	NS	NS	NS	NS	NS	NS	NS	
1/26/2005	3,977,960	1,268	Influent	4.7	<0.5	<0.5	<0.5	62	31	NA	NA	NA
			Dat-Eff	<0.5	<0.5	<0.5	<0.5	<50	<0.5	NA	NA	NA
			Mid-1	NA	NA	NA	NA	NA	NA	NA	NA	NA
			Mid-2	<0.5	<0.5	<0.5	<0.5	<50	0.93	NA	NA	NA
			Effluent	<0.5	<0.5	<0.5	<0.5	<50	<0.5	5.1	<1.0	7.35
02/01/05	4,005,700	27,740	NS	NS	NS	NS	NS	NS	NS	NS	NS	

Table 2
Ground Water System Performance Data Sheet
Tesoro Station No. 67107
(Former Beacon Station No. 3721)

Site Visit (Date)	Totalizer	Change in Totalizer	Sample ID	Concentrations in Micrograms per liter (µg/L)						ppm		pH
				Benzene	Toluene	Ethyl - Benzene	Total Xylenes	TPHg ^a	MTBE ^b	COD ^c	TSS ^d	
2/27/2005	4,118,630	112,930	Influent	<0.5	<0.5	<0.5	<0.5	<50	47	NA	NA	NA
			Dat-Eff	<0.5	<0.5	<0.5	<0.5	<50	20	NA	NA	NA
			Mid-1	NA	NA	NA	NA	NA	NA	NA	NA	NA
			Mid-2	<0.5	<0.5	<0.5	<0.5	<50	2.6	NA	NA	NA
			Effluent	<0.5	<0.5	<0.5	<0.5	<50	0.91	<5.0	NM	7.68
03/15/05	4,189,753	71,123	NS	NS	NS	NS	NS	NS	NS	NS	NS	
3/24/2005	4,232,660	42,907	Influent	0.55	<0.5	<0.5	<0.5	<50	51	NA	NA	NA
			Dat-Eff	1.3	<0.5	<0.5	1.9	<50	40	NA	NA	NA
			Mid-1	NA	NA	NA	NA	NA	NA	NA	NA	NA
			Mid-2	<0.5	<0.5	<0.5	<0.5	<50	5.1	NA	NA	NA
			Effluent	<0.5	<0.5	<0.5	<0.5	<50	1.2	<5.0	<1.0	7.86

* = changed out totalizer

** = Field Measurements

ppm = parts per million

Notes:

a) Total Petroleum Hydrocarbons as gasoline

b) Methyl-t-butyl ether

c) C.O.D. = Chemical oxygen demand.

d) T.S.S. = Total suspended solids.

NS = Not Sampled

NA = Not Analyzed

NR = Not Reported - results not released by laboratory at the time of this submittal

TABLE 3
SVE SYSTEM ANALYTICAL RESULTS

Tesoro Station No. 67107
(Former Beacon Station No. 3721)
44 Lewelling Boulevard
San Lorenzo, California

Sample I.D.	Date	Benzene (ppmv)	Toluene (ppmv)	Ethyl-benzene (ppmv)	Total Xylenes (ppmv)	TPH as gasoline (ppmv)	MTBE (ppmv)
Influent	4/7/2000	<0.05	<0.05	<0.05	<0.05	<5.0	NA
Mid Air	4/7/2000	<0.05	<0.05	<0.05	<0.05	<5.0	NA
Effluent	4/7/2000	<0.05	<0.05	<0.05	<0.05	<5.0	NA
Influent	5/10/2000	<0.05	<0.05	<0.05	<0.05	<5.0	NA
Mid Air	5/10/2000	<0.05	<0.05	<0.05	<0.05	<5.0	NA
Effluent	5/10/2000	<0.05	<0.05	<0.05	<0.05	<5.0	NA
Influent	6/8/2000	<0.05	<0.05	<0.05	<0.05	<5.0	NA
Mid Air	6/8/2000	<0.05	<0.05	<0.05	<0.05	<5.0	NA
Effluent	6/8/2000	<0.05	<0.05	<0.05	<0.05	<5.0	NA
Influent	11/29/2000	<0.05	<0.05	<0.05	<0.05	<5.0	NA
Mid Air	11/29/2000	<0.05	<0.05	<0.05	<0.05	<5.0	NA
Effluent	11/29/2000	<0.05	<0.05	<0.05	<0.05	<5.0	NA
Influent	12/7/2000	<0.05	<0.05	<0.05	<0.05	<5.0	<0.10
Mid Air	12/7/2000	<0.05	<0.05	<0.05	<0.05	<5.0	<0.10
Effluent	12/7/2000	<0.05	<0.05	<0.05	<0.05	<5.0	<0.10
Influent	1/19/2001	<0.05	<0.05	<0.05	<0.05	<5.0	<0.10
Mid Air	1/19/2001	<0.05	<0.05	<0.05	0.053	<5.0	<0.10
Effluent	1/19/2001	<0.05	<0.05	<0.05	0.071	<5.0	<0.10
Influent	2/23/2001	<0.05	<0.05	<0.05	<0.05	<5.0	<0.10
Mid Air	2/23/2001	<0.05	<0.05	<0.05	<0.05	<5.0	<0.10
Effluent	2/23/2001	<0.05	<0.05	<0.05	<0.05	<5.0	<0.10
Influent	3/1/2001	<0.05	<0.05	<0.05	<0.05	<5.0	<0.10
Mid Air	3/1/2001	<0.05	<0.05	<0.05	<0.05	<5.0	<0.10
Effluent	3/1/2001	<0.05	<0.05	<0.05	0.055	<5.0	<0.10
Influent	4/5/2001	<0.05	<0.05	<0.05	<0.05	<5.0	<0.10
Mid Air	4/5/2001	<0.05	<0.05	<0.05	<0.05	<5.0	<0.10
Effluent	4/5/2001	<0.05	<0.05	<0.05	<0.05	<5.0	<0.10
Influent	5/21/2001	<0.05	<0.05	<0.05	<0.05	<5.0	<0.10
Mid Air	5/21/2001	<0.05	<0.05	<0.05	<0.05	<5.0	<0.10
Effluent	5/21/2001	<0.05	<0.05	<0.05	<0.05	<5.0	<0.10

TABLE 3
SVE SYSTEM ANALYTICAL RESULTS

Tesoro Station No. 67107
(Former Beacon Station No. 3721)
44 Lewelling Boulevard
San Lorenzo, California

Sample I.D.	Date	Benzene (ppmv)	Toluene (ppmv)	Ethyl-benzene (ppmv)	Total Xylenes (ppmv)	TPH as gasoline (ppmv)	MTBE (ppmv)
Influent	6/21/2001	<0.05	<0.05	<0.05	<0.05	5.3	<0.10
Mid Air	6/21/2001	<0.05	<0.05	<0.05	<0.05	8.4	<0.10
Effluent	6/21/2001	<0.05	<0.05	<0.05	<0.05	<5.0	<0.10
Influent	7/5/2001	<0.05	<0.05	<0.05	<0.05	<5.0	<0.10
Mid Air	7/5/2001	<0.05	<0.05	<0.05	<0.05	<5.0	<0.10
Effluent	7/5/2001	<0.05	<0.05	<0.05	<0.05	<5.0	<0.10
Influent	8/24/2001	<0.05	<0.05	<0.05	<0.05	<5.0	<0.10
Mid Air	8/24/2001	<0.05	<0.05	<0.05	<0.05	<5.0	<0.10
Effluent	8/24/2001	<0.05	<0.05	<0.05	0.066	<5.0	<0.10
Influent	9/6/2001	<0.05	<0.05	<0.05	<0.05	<5.0	<0.10
Mid Air	9/6/2001	<0.05	<0.05	<0.05	<0.05	<5.0	<0.10
Effluent	9/6/2001	<0.05	<0.05	<0.05	<0.05	<5.0	<0.10
Influent	11/23/2001	<0.05	<0.05	<0.05	<0.05	<5.0	NA
Mid Air	11/23/2001	<0.05	<0.05	<0.05	<0.05	<5.0	NA
Effluent	11/23/2001	<0.05	<0.05	<0.05	<0.05	<5.0	NA
Influent	12/13/2001	<0.05	<0.05	<0.05	<0.05	<5.0	NA
Mid Air	12/13/2001	<0.05	<0.05	<0.05	<0.05	<5.0	NA
Effluent	12/13/2001	<0.05	<0.05	<0.05	<0.05	<5.0	NA
Influent	1/17/2002	<0.05	<0.05	<0.05	<0.05	<5.0	<0.1
Mid Air	1/17/2002	<0.05	<0.05	<0.05	<0.05	<5.0	<0.1
Effluent	1/17/2002	<0.05	<0.05	<0.05	<0.05	<5.0	<0.1
Influent	3/20/2002	<0.05	<0.05	<0.05	<0.05	<5.0	NA
Mid Air	3/20/2002	<0.05	<0.05	<0.05	<0.05	<5.0	NA
Effluent	3/20/2002	<0.05	<0.05	<0.05	<0.05	<5.0	NA
Influent	4/18/2002	<0.05	<0.05	<0.05	<0.05	<5.0	0.17
Mid Air	4/18/2002	<0.05	<0.05	<0.05	<0.05	<5.0	<0.10
Effluent	4/18/2002	<0.05	<0.05	<0.05	<0.05	<5.0	<0.10
Influent	5/13/2002	<0.05	<0.05	<0.05	<0.05	<5.0	NA
Mid Air	5/13/2002	<0.05	<0.05	<0.05	<0.05	<5.0	NA
Effluent	5/13/2002	<0.05	<0.05	<0.05	<0.05	<5.0	NA

TABLE 3
SVE SYSTEM ANALYTICAL RESULTS

Tesoro Station No. 67107
(Former Beacon Station No. 3721)
44 Leuwelling Boulevard
San Lorenzo, California

Sample I.D.	Date	Benzene (ppmv)	Toluene (ppmv)	Ethyl-benzene (ppmv)	Total Xylenes (ppmv)	TPH as gasoline (ppmv)	MTBE (ppmv)
Influent	6/12/2002	<0.05	<0.05	<0.05	<0.05	<5.0	<0.10
Mid Air	6/12/2002	<0.05	<0.05	<0.05	<0.05	<5.0	<0.10
Effluent	6/12/2002	<0.05	<0.05	<0.05	<0.05	<5.0	<0.10
Influent	8/21/2002	<0.05	<0.05	<0.05	<0.05	<5.0	NA
Mid Air	8/21/2002	<0.05	<0.05	<0.05	<0.05	<5.0	NA
Effluent	8/21/2002	<0.05	<0.05	<0.05	<0.05	<5.0	NA
Influent	9/23/2002	<0.05	<0.05	<0.05	<0.05	<5.0	<0.10
Mid Air	9/23/2002	<0.05	<0.05	<0.05	<0.05	<5.0	<0.10
Effluent	9/23/2002	<0.05	<0.05	<0.05	<0.05	<5.0	<0.10
Influent	10/21/2002	<0.05	<0.05	<0.05	<0.05	<5.0	<0.10
Mid Air	10/21/2002	<0.05	<0.05	<0.05	<0.05	<5.0	<0.10
Effluent	10/21/2002	<0.05	<0.05	<0.05	<0.05	<5.0	<0.10
Influent	11/24/2002	<0.05	<0.05	<0.05	<0.05	<5.0	<0.10
Mid Air	11/24/2002	<0.05	<0.05	<0.05	<0.05	<5.0	<0.10
Effluent	11/24/2002	<0.05	<0.05	<0.05	<0.05	<5.0	<0.10
Influent	12/20/2002	<0.05	<0.05	<0.05	0.05	<5.0	<0.10
Mid Air	12/20/2002	<0.05	<0.05	<0.05	<0.05	<5.0	<0.10
Effluent	12/20/2002	<0.05	<0.05	<0.05	<0.05	<5.0	<0.10
Influent	1/29/2003	<0.05	<0.05	<0.05	0.05	<5.0	NA
Mid Air	1/29/2003	<0.05	<0.05	<0.05	<0.05	<5.0	NA
Effluent	1/29/2003	<0.05	<0.05	<0.05	<0.05	<5.0	NA
Influent	2/20/2003	<0.05	<0.05	<0.05	<0.05	<5.0	<0.10
Mid Air	2/20/2003	<0.05	<0.05	<0.05	<0.05	<5.0	<0.10
Effluent	2/20/2003	<0.05	<0.05	<0.05	<0.05	<5.0	<0.10
Influent	3/20/2003	<0.05	<0.05	<0.05	0.05	<5.0	<0.10
Mid Air	3/20/2003	<0.05	<0.05	<0.05	<0.05	<5.0	<0.10
Effluent	3/20/2003	<0.05	<0.05	<0.05	<0.05	<5.0	<0.10
Influent	4/22/2003	<0.05	<0.05	<0.05	<0.05	<5.0	<0.10
Mid Air	4/22/2003	<0.05	<0.05	<0.05	<0.05	<5.0	<0.10
Effluent	4/22/2003	<0.05	<0.05	<0.05	<0.05	<5.0	<0.10

TABLE 3
SVE SYSTEM ANALYTICAL RESULTS

Tesoro Station No. 67107
(Former Beacon Station No. 3721)
44 Lewelling Boulevard
San Lorenzo, California

Sample I.D.	Date	Benzene (ppmv)	Toluene (ppmv)	Ethyl-benzene (ppmv)	Total Xylenes (ppmv)	TPH as gasoline (ppmv)	MTBE (ppmv)
Influent	5/29/2003	<0.05	<0.05	<0.05	<0.05	<5.0	<0.10
Mid Air	5/29/2003	<0.05	<0.05	<0.05	<0.05	<5.0	<0.10
Effluent	5/29/2003	<0.05	<0.05	<0.05	<0.05	<5.0	<0.10
Influent	6/24/2003	<0.05	<0.05	<0.05	<0.05	<5.0	<0.10
Mid Air	6/24/2003	<0.05	<0.05	<0.05	<0.05	<5.0	0.12
Effluent	6/24/2003	<0.05	<0.05	<0.05	<0.05	<5.0	<0.10
Influent	7/21/2003	<0.05	<0.05	<0.05	<0.05	<5.0	<0.10
Mid Air	7/21/2003	<0.05	<0.05	<0.05	<0.05	<5.0	0.13
Effluent	7/21/2003	<0.05	<0.05	<0.05	<0.05	<5.0	<0.10
Influent	8/20/2003	<0.05	<0.05	<0.05	<0.05	<5.0	<0.05
Mid Air	8/20/2003	<0.05	<0.05	<0.05	<0.05	<5.0	<0.05
Effluent	8/20/2003	<0.05	<0.05	<0.05	<0.05	<5.0	<0.05
Influent	9/21/2003	<0.05	<0.05	<0.05	<0.05	5.6	0.067
Mid Air	9/21/2003	<0.05	<0.05	<0.05	<0.05	<5.0	0.12
Effluent	9/21/2003	<0.05	<0.05	<0.05	<0.05	<5.0	<0.05
Influent	10/30/2003	<0.05	<0.05	<0.05	<0.05	<5.0	<0.10
Mid Air	10/30/2003	<0.05	<0.05	<0.05	<0.05	<5.0	<0.10
Effluent	10/30/2003	<0.05	<0.05	<0.05	<0.05	<5.0	<0.10
Influent	11/26/2003	<0.05	<0.05	<0.05	<0.05	<5.0	<0.10
Mid Air	11/26/2003	<0.05	<0.05	<0.05	<0.05	<5.0	<0.10
Effluent	11/26/2003	<0.05	<0.05	<0.05	<0.05	<5.0	<0.10

MTBE = methyl-t-butyl ether

TPH = Total Petroleum Hydrocarbons

ppmv = parts per million by volume

NA = not analyzed

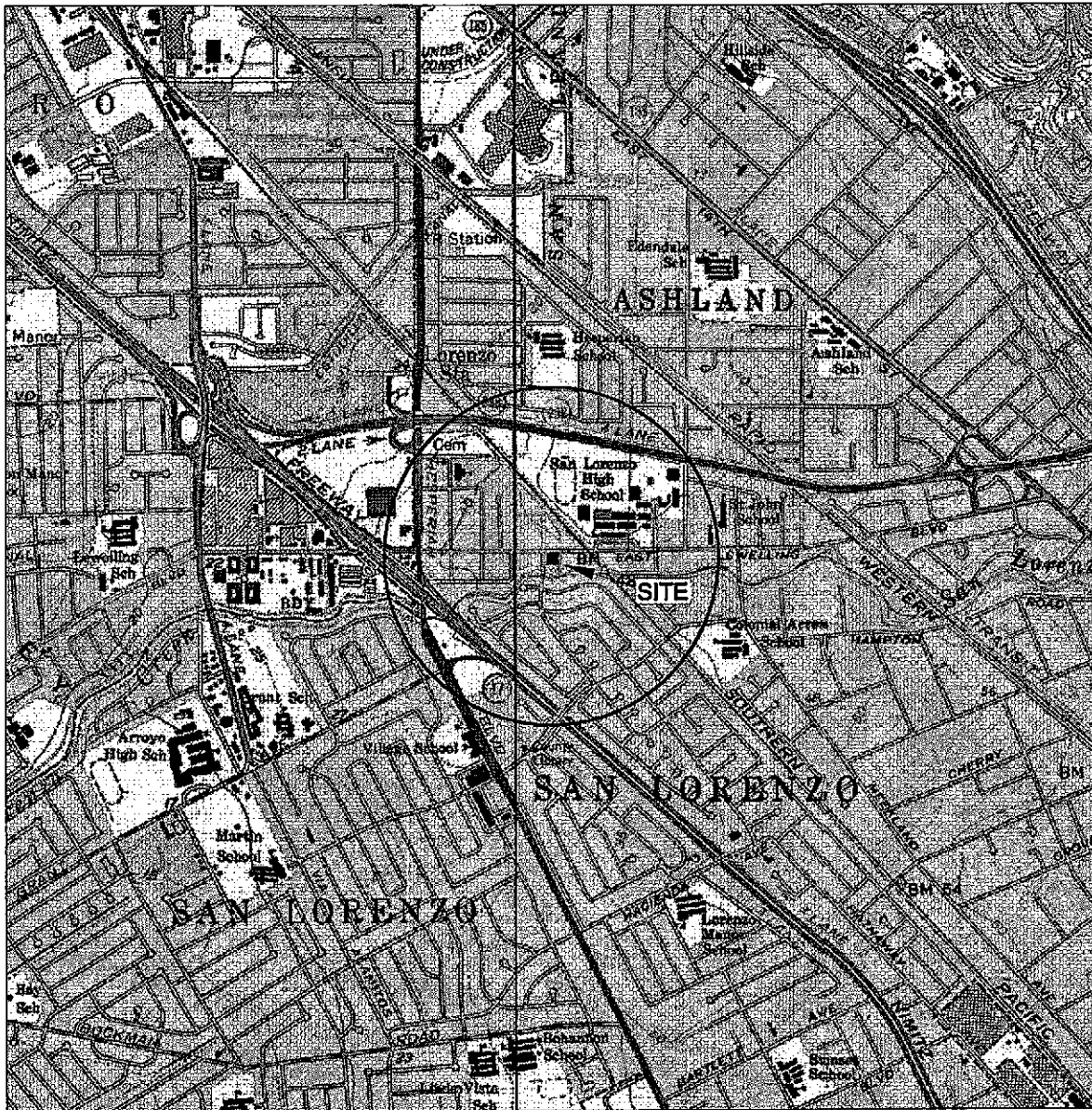
TABLE 4

SVE SYSTEM MONITORING

Tesoro Station No. 67107
 (Former Beacon Station No. 3721)
 44 Lewelling Boulevard
 San Lorenzo, California

Date	Inlet Flow Rate (ft ³ /min)	Stack Flow Rate (ft ³ /min)	SVE TPH Influent (ppmv)	SVE SVE TPH Effluent (ppmv)	SVE Benzene Influent (ppmv)	SVE Benzene Effluent (ppmv)	SVE TPH Extraction Rate (lbs/day)	SVE TPH Mass Emission (lbs/day)	SVE Benzene Extraction Rate (lbs/day)	SVE Benzene Emission Rate (lbs/day)	Cumulative Volume of Processed Air (cubic feet)	TPH Extraction (lbs)	Cumulative TPH Extraction (lbs)	Total Hours Operated	Change in Hours of Operation
04/07/00	105	105	<5.0	<5.0	<0.05	<0.05	< 0.18	< 0.18	< 0.002	< 0.002	5.53 E+05	0.7	NA	15,346	88
05/10/00	124	124	<5.0	<5.0	<0.05	<0.05	< 0.21	< 0.21	< 0.002	< 0.002	5.88 E+06	6.5	7.2	16,138	792
06/08/00	124	124	<5.0	<5.0	<0.05	<0.05	< 0.21	< 0.21	< 0.002	< 0.002	5.17 E+06	3.1	10.3	16,834	696
11/29/00	140	140	<5.0	<5.0	<0.05	<0.05	< 0.24	< 0.24	< 0.002	< 0.002	2.34 E+07	14.0	24.3	19,619	2,785
12/07/00	140	140	<5.0	<5.0	<0.05	<0.05	< 0.24	< 0.24	< 0.002	< 0.002	1.61 E+06	1.0	25.2	19,811	192
01/19/01	170	170	<5.0	<5.0	<0.05	<0.05	< 0.29	< 0.29	< 0.002	< 0.002	1.05 E+07	6.3	31.5	20,841	1,030
02/23/01	130	130	<5.0	<5.0	<0.05	<0.05	< 0.22	< 0.22	< 0.002	< 0.002	6.52 E+06	3.9	35.4	21,677	836
03/01/01	209	209	<5.0	<5.0	<0.05	<0.05	< 0.36	< 0.36	< 0.003	< 0.003	1.83 E+06	1.1	36.5	21,823	146
04/05/01	205	205	<5.0	<5.0	<0.05	<0.05	< 0.35	< 0.35	< 0.003	< 0.003	1.03 E+07	6.2	42.7	22,661	838
05/21/01	220	220	<5.0	<5.0	<0.05	<0.05	< 0.38	< 0.38	< 0.003	< 0.003	6.17 E+06	3.7	46.4	23,128	468
06/21/01	240	240	5.3	<5.0	<0.05	<0.05	< 0.44	< 0.41	< 0.003	< 0.003	1.06 E+07	6.7	53.1	23,864	735
07/05/01	220	220	<5.0	<5.0	<0.05	<0.05	< 0.38	< 0.38	< 0.003	< 0.003	4.38 E+06	2.6	55.7	24,196	332
08/24/01	220	220	<5.0	<5.0	<0.05	<0.05	< 0.38	< 0.38	< 0.003	< 0.003	2.16 E+06	1.3	57.0	24,359	163
09/29/01	240	240	<5.0	<5.0	<0.05	<0.05	< 0.41	< 0.41	< 0.003	< 0.003	4.42 E+06	2.6	59.7	24,666	307
11/23/01	230	230	<5.0	<5.0	<0.05	<0.05	< 0.40	< 0.40	< 0.003	< 0.003	2.58 E+07	15.5	75.1	26,537	1,871
12/13/01	210	210	<5.0	<5.0	<0.05	<0.05	< 0.36	< 0.36	< 0.003	< 0.003	6.05 E+06	3.6	78.8	27,017	480
01/17/02	230	230	<5.0	<5.0	<0.05	<0.05	< 0.40	< 0.40	< 0.003	< 0.003	1.17 E+07	7.0	85.7	27,861	844
03/20/02	230	230	<5.0	<5.0	<0.05	<0.05	< 0.40	< 0.40	< 0.003	< 0.003	2.05 E+07	12.3	98.0	29,347	1,486
04/18/02	230	230	<5.0	<5.0	<0.05	<0.05	< 0.40	< 0.40	< 0.003	< 0.003	9.49 E+06	5.7	103.7	30,035	688
05/13/02	230	230	<5.0	<5.0	<0.05	<0.05	< 0.40	< 0.40	< 0.003	< 0.003	8.29 E+06	5.0	108.7	30,636	601
06/12/02	210	210	<5.0	<5.0	<0.05	<0.05	< 0.36	< 0.36	< 0.003	< 0.003	9.39 E+06	5.6	114.3	31,381	745
08/21/02	230	230	<5.0	<5.0	<0.05	<0.05	< 0.40	< 0.40	< 0.003	< 0.003	2.30 E+07	13.7	128.0	33,044	1,664
09/23/02	228	228	<5.0	<5.0	<0.05	<0.05	< 0.39	< 0.39	< 0.003	< 0.003	1.08 E+07	6.5	134.5	33,832	787
10/21/02	220	220	<5.0	<5.0	<0.05	<0.05	< 0.38	< 0.38	< 0.003	< 0.003	8.92 E+06	5.3	139.8	34,508	676
11/24/02	218	218	<5.0	<5.0	<0.05	<0.05	< 0.38	< 0.38	< 0.003	< 0.003	1.06 E+07	6.4	146.2	35,320	812
12/20/02	218	218	<5.0	<5.0	<0.05	<0.05	< 0.38	< 0.38	< 0.003	< 0.003	8.24 E+06	4.9	151.1	35,950	630
01/29/03	200	200	<5.0	<5.0	<0.05	<0.05	< 0.34	< 0.34	< 0.003	< 0.003	1.15 E+07	6.9	158.0	36,906	956
02/20/03	215	215	<5.0	<5.0	<0.05	<0.05	< 0.37	< 0.37	< 0.003	< 0.003	6.85 E+06	4.1	162.1	37,437	531
03/20/03	210	210	<5.0	<5.0	<0.05	<0.05	< 0.36	< 0.36	< 0.003	< 0.003	8.40 E+06	5.0	167.1	38,104	667
04/22/03	210	210	<5.0	<5.0	<0.05	<0.05	< 0.36	< 0.36	< 0.003	< 0.003	9.98 E+06	6.0	173.1	38,896	792
05/29/03	208	208	<5.0	<5.0	<0.05	<0.05	< 0.36	< 0.36	< 0.003	< 0.003	6.52 E+06	3.9	177.0	39,419	523
06/24/03	210	210	<5.0	<5.0	<0.05	<0.05	< 0.36	< 0.36	< 0.003	< 0.003	7.85 E+06	4.7	181.7	40,042	623
07/21/03	210	210	<5.0	<5.0	<0.05	<0.05	< 0.36	< 0.36	< 0.003	< 0.003	8.18 E+06	4.9	186.6	40,691	649
08/20/03	210	210	<5.0	<5.0	<0.05	<0.05	< 0.36	< 0.36	< 0.003	< 0.003	9.16 E+06	5.5	192.1	41,418	727
09/21/03	210	210	5.6	<5.0	<0.05	<0.05	< 0.41	< 0.36	< 0.003	< 0.003	9.64 E+06	6.5	198.6	42,183	765
10/30/03	210	210	<5.0	<5.0	<0.05	<0.05	< 0.36	< 0.36	< 0.003	< 0.003	1.26 E+07	7.5	206.1	43,179	996
11/26/03	210	210	<5.0	<5.0	<0.05	<0.05	< 0.36	< 0.36	< 0.003	< 0.003	7.32 E+06	4.4	210.5	43,760	581

TPH = Total petroleum hydrocarbons.
 ppmv = Parts per million by volume.



GENERAL NOTES:
 BASE MAP FROM U.S.G.S.
 HAYWARD, CA.
 7.5 MINUTE TOPOGRAPHIC
 PHOTOREVISED 1980



QUADRANGLE LOCATION

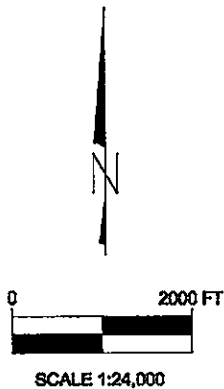
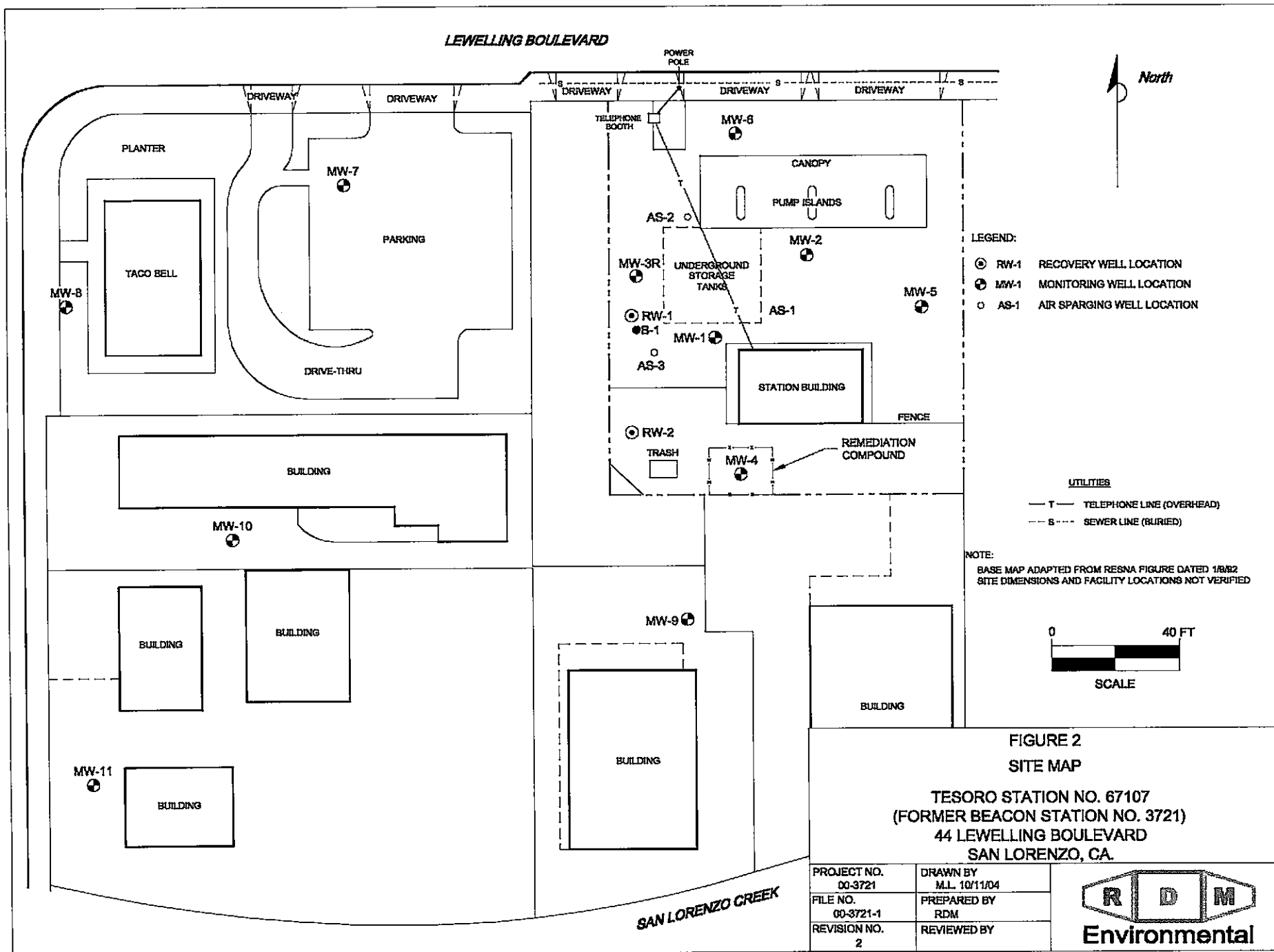
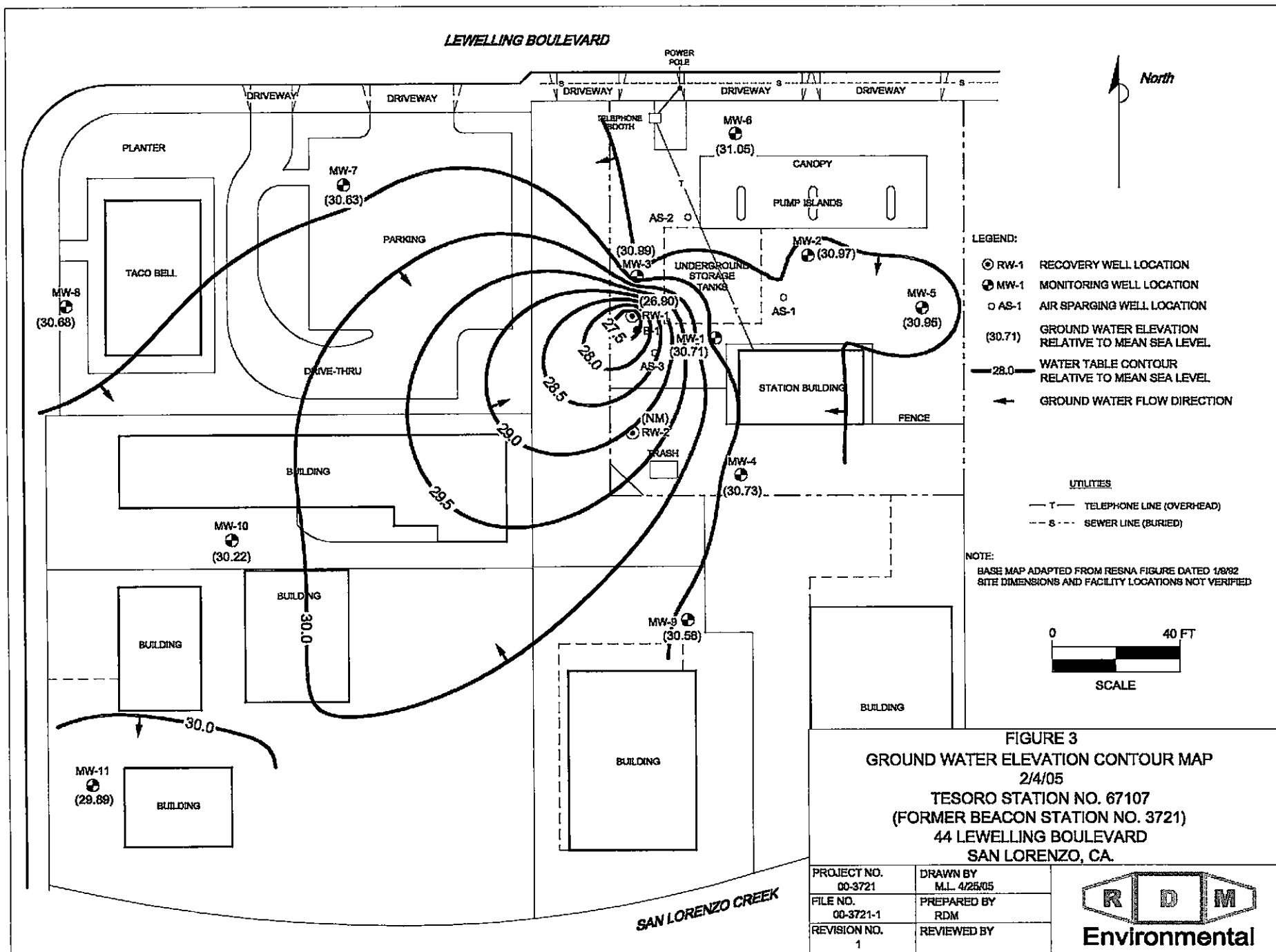


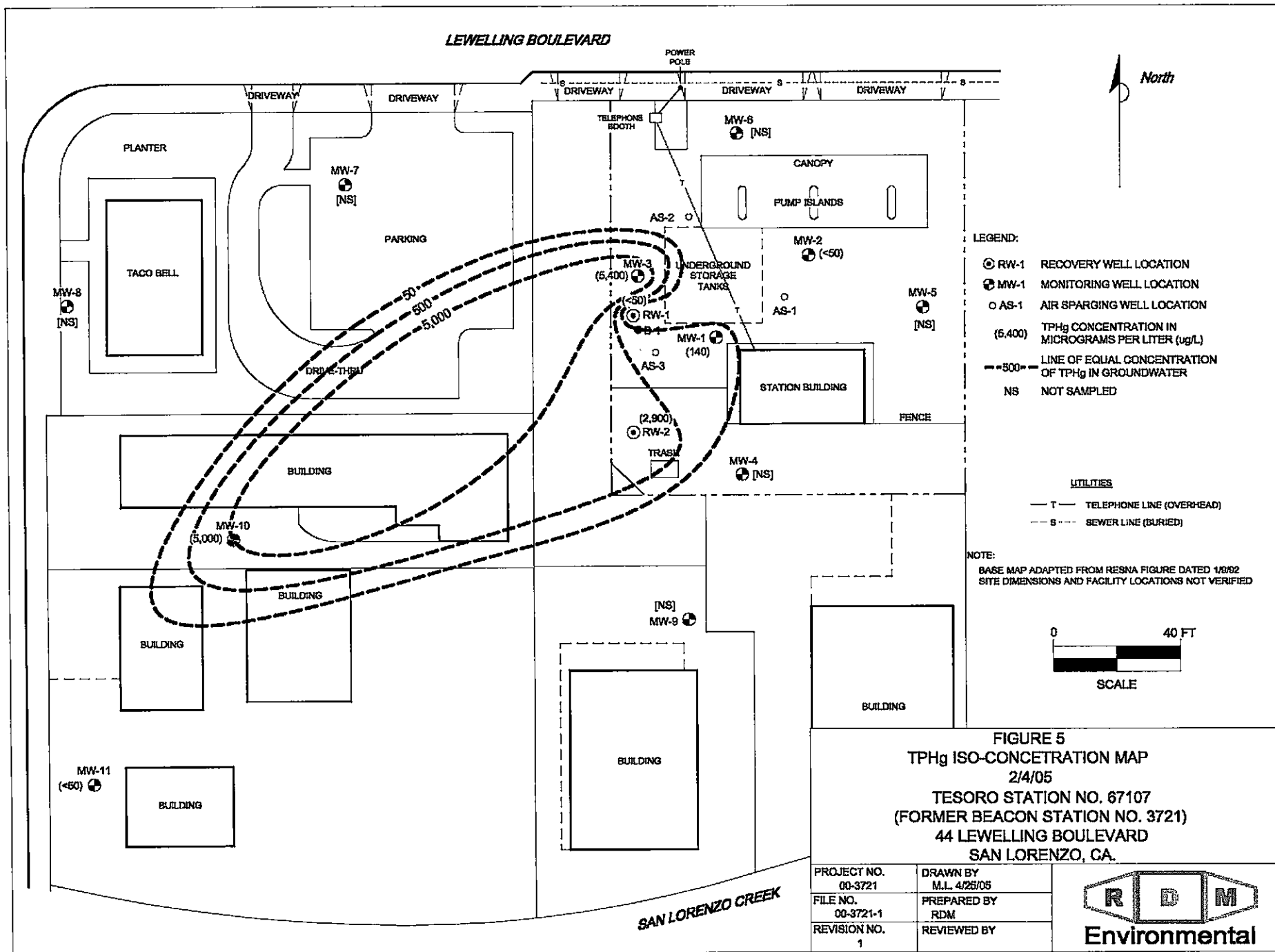
FIGURE 1
SITE LOCATION MAP
 TESORO STATION NO. 67107
 (FORMER BEACON STATION NO. 3721)
 44 LEWELLING BOULEVARD
 SAN LORENZO, CA.

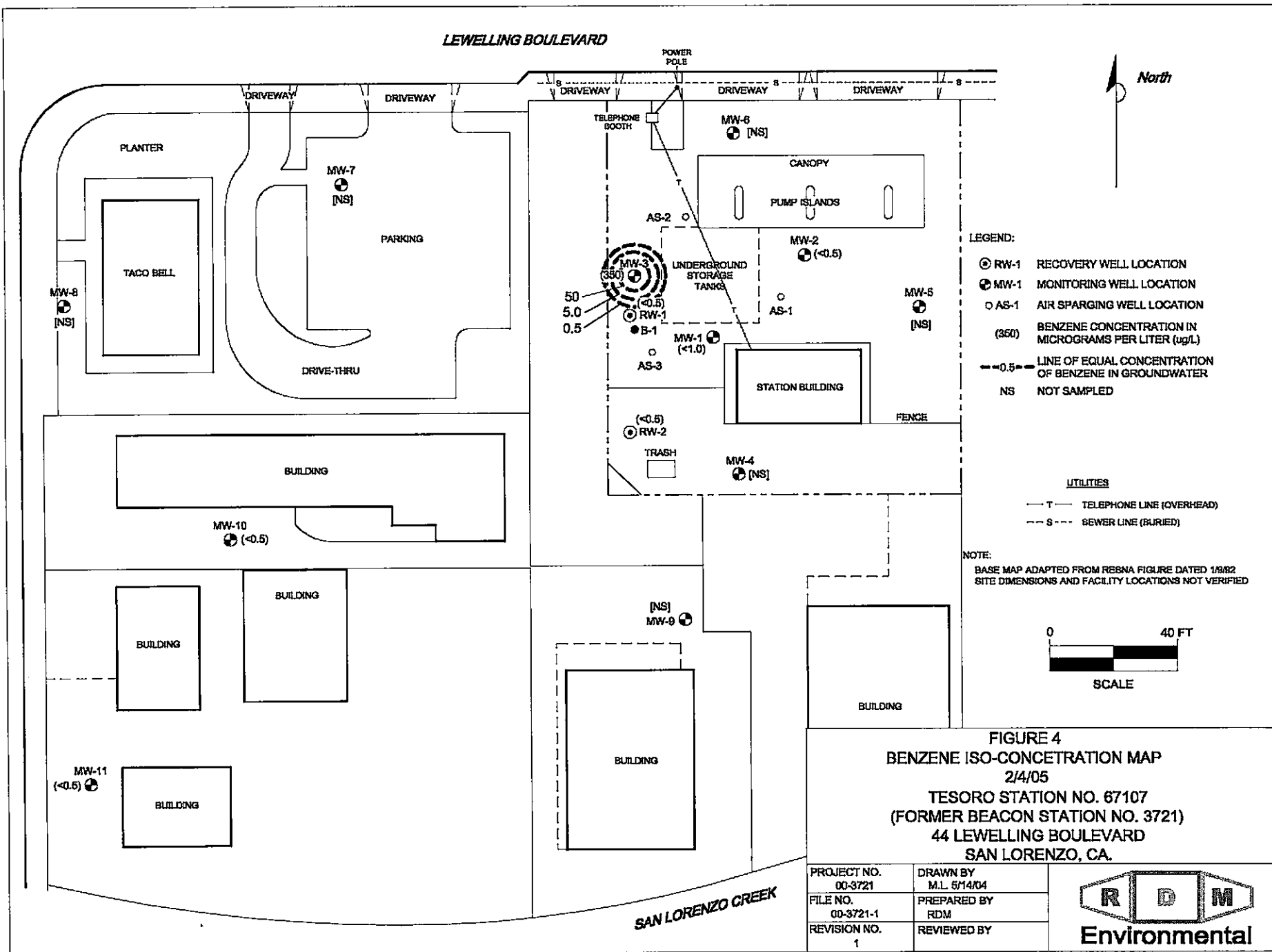
PROJECT NO. 00-3721	DRAWN BY M.L. 12/18/00
FILE NO. 00-3721-1A	PREPARED BY RDM
REVISION NO. 1	REVIEWED BY











LEGEND:

- ⊙ RW-1 RECOVERY WELL LOCATION
- ⊕ MW-1 MONITORING WELL LOCATION
- AS-1 AIR SPARGING WELL LOCATION
- (350) BENZENE CONCENTRATION IN MICROGRAMS PER LITER (µg/L)
- - - 0.5 - - - LINE OF EQUAL CONCENTRATION OF BENZENE IN GROUNDWATER
- NS NOT SAMPLED

UTILITIES

- - - T - - - TELEPHONE LINE (OVERHEAD)
- - - S - - - SEWER LINE (BURIED)

NOTE:
 BASE MAP ADAPTED FROM REBNA FIGURE DATED 1/9/92
 SITE DIMENSIONS AND FACILITY LOCATIONS NOT VERIFIED

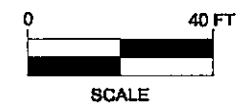
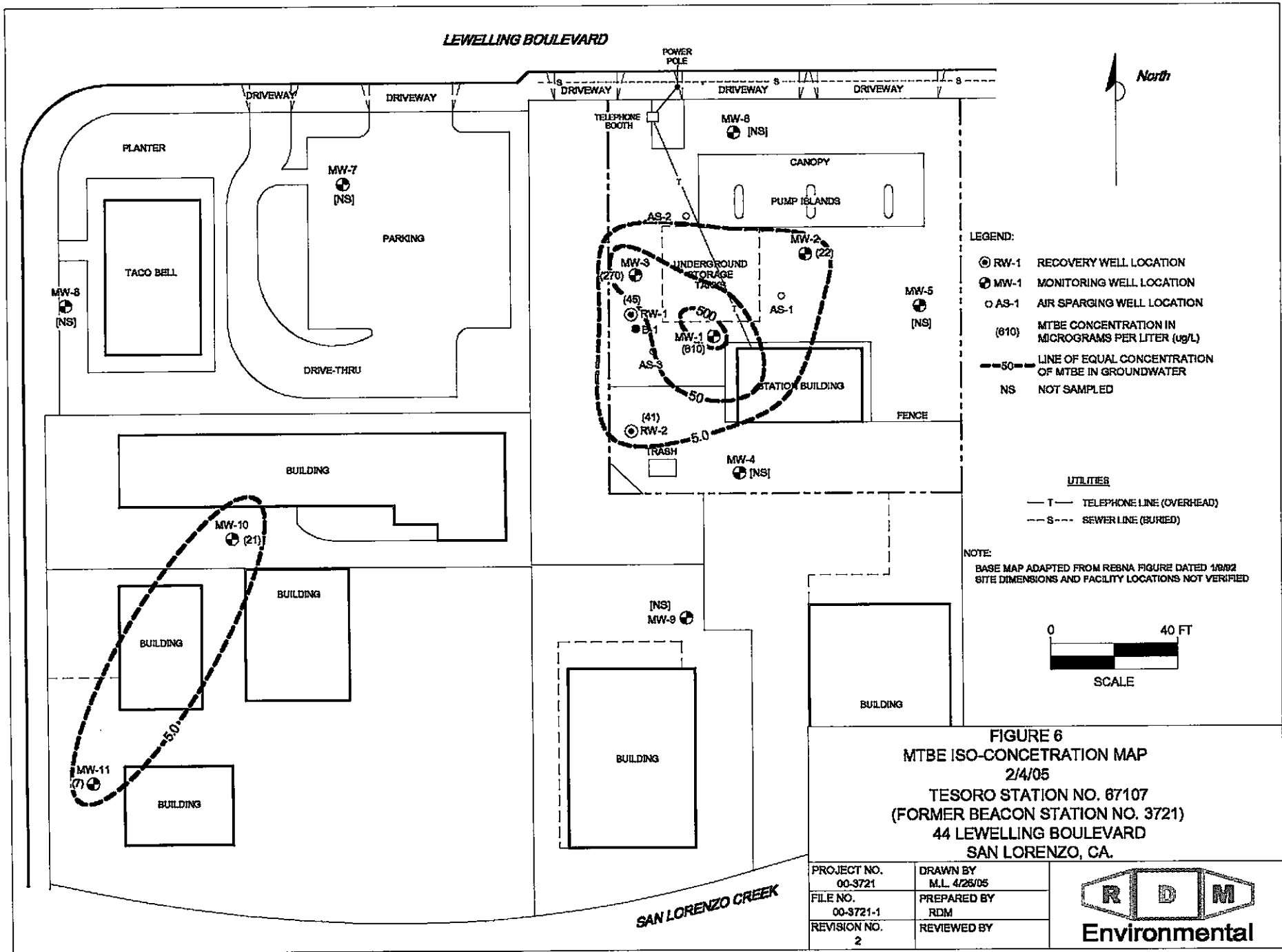
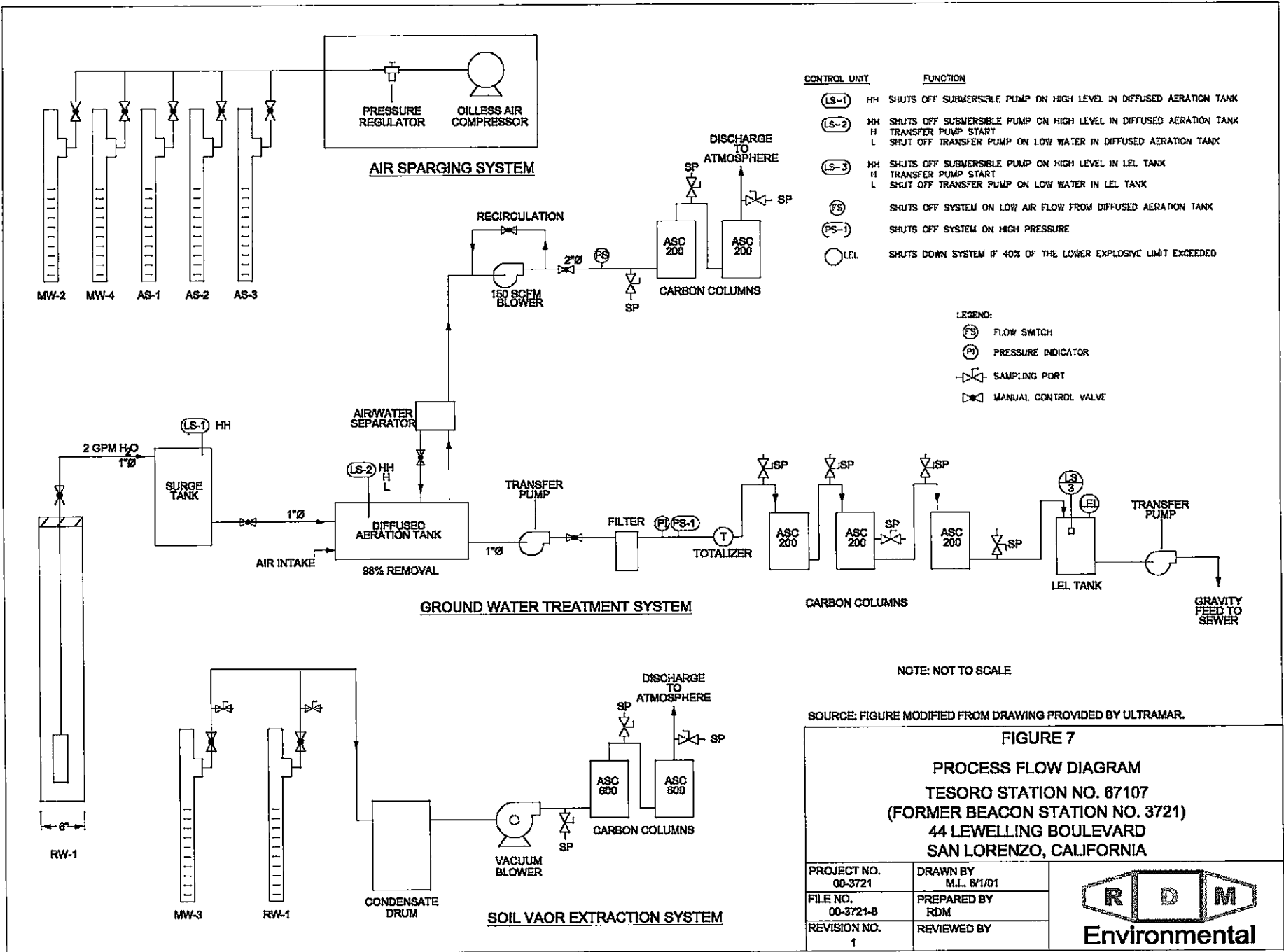


FIGURE 4
BENZENE ISO-CONCENTRATION MAP
 2/4/05
 TESORO STATION NO. 67107
 (FORMER BEACON STATION NO. 3721)
 44 LEWELLING BOULEVARD
 SAN LORENZO, CA.

PROJECT NO. 00-3721	DRAWN BY M.L. 6/14/04
FILE NO. 00-3721-1	PREPARED BY RDM
REVISION NO. 1	REVIEWED BY







CONTROL UNIT	FUNCTION
(LS-1) HH	SHUTS OFF SUBMERSIBLE PUMP ON HIGH LEVEL IN DIFFUSED AERATION TANK
(LS-2) H	TRANSFER PUMP START
(LS-2) L	SHUT OFF TRANSFER PUMP ON LOW WATER IN DIFFUSED AERATION TANK
(LS-3) HH	SHUTS OFF SUBMERSIBLE PUMP ON HIGH LEVEL IN LEL TANK
(LS-3) H	TRANSFER PUMP START
(LS-3) L	SHUT OFF TRANSFER PUMP ON LOW WATER IN LEL TANK
(FS)	SHUTS OFF SYSTEM ON LOW AIR FLOW FROM DIFFUSED AERATION TANK
(PS-1)	SHUTS OFF SYSTEM ON HIGH PRESSURE
(LEL)	SHUTS DOWN SYSTEM IF 40% OF THE LOWER EXPLOSIVE LIMIT EXCEEDED


LEGEND:

(FS)	FLOW SWITCH
(PI)	PRESSURE INDICATOR
(SP)	SAMPLING PORT
(MV)	MANUAL CONTROL VALVE

NOTE: NOT TO SCALE
 SOURCE: FIGURE MODIFIED FROM DRAWING PROVIDED BY ULTRAMAR.

FIGURE 7

PROCESS FLOW DIAGRAM
TESORO STATION NO. 67107
(FORMER BEACON STATION NO. 3721)
44 LEWELLING BOULEVARD
SAN LORENZO, CALIFORNIA

PROJECT NO. 00-3721	DRAWN BY M.L. 6/1/01	
FILE NO. 00-3721-8	PREPARED BY RDM	
REVISION NO. 1	REVIEWED BY	

HISTORICAL BACKGROUND INFORMATION

Tesoro Station No. 67107
(Former Beacon Station No. 3721)
44 Lewelling Boulevard
San Lorenzo, California

- April 1987 - Three underground gasoline storage tanks were excavated and removed. Samples collected from beneath the former tanks indicated that hydrocarbons were present in the soil.
- May 1987 - Conoco installed three monitoring wells (MW-1 through MW-3). Hydrocarbons were detected in soil and ground-water samples collected from the wells. The site has been on a monitoring program since May 1987.
- December 1988 - Four additional wells (MW-4 through MW-7) were installed. Dissolved-phase hydrocarbons were detected in the new wells.
- September 1989 - Two additional wells (MW-8 and MW-9) were installed.
- July 1990 - Ultramar Inc purchased the site from Conoco.
- March 14, 1991 - Work Plan for additional assessment submitted.
- October 1991 - Drilled two additional offsite wells (MW-10 and MW-11) southwest of the site and one onsite recovery well (RW-1).
- November 1991 - Performed ground-water pump test and vapor extraction test.
- April 1992 - Ultramar submitted an Interim Remediation Plan.
- June 1992 - Interim Remediation Plan was approved.
- March 1993 - Installed the subsurface piping for the remediation system.
- April 1993 - Completed installation of ground-water remediation system.
- June 1993 - Began operation.
- April 1993 - The ground-water extraction system began operation.
- March 1994 - The vapor extraction system began operation.
- June 8, 1994 - Obtained the Permit to Operate for the vapor extraction system.
- December 1995 - Installed an air sparging system.
- January 1997 - Discontinued to operate the remediation system. Approximately 1,184,392 gallons of ground water have been removed, treated, and discharged. Approximately 103 gallons of hydrocarbons have been removed by the vapor extraction system.

CONTINUED NEXT PAGE

HISTORICAL BACKGROUND INFORMATION

Tesoro Station No. 67107
(Former Beacon Station No. 3721)
44 Lewelling Boulevard
San Lorenzo, California

- October 1997 - Drilled confirmation borings. Results indicate soil clean.
- June 1998 - The air sparging system was restarted.
- July 1999 - The ground water system was restarted.
- April 3, 2000 – The soil vapor extraction system was restarted.
- During early July 2001, the station piping, dispensers, and tank top were upgraded. Details of the line sampling and over-excavation activities are included in the Doulos report entitled *Product Line and Excavation Sampling Results Report*, dated October 1, 2001.
- On May 17, 2002, Tesoro Petroleum purchased the facility from Ultramar Inc.
- On September 16, 2004, RDM installed recovery well MW-3R and RW-2.

ENCLOSURE B

Ground Water Sampling Information

Client: <u>Tesoro</u>	Sample Data: <u>2/4/2005</u>						
Site: <u>Tesor Station 67107</u>	Project Number: <u>02-67107</u>						
<u>44 Lewelling Blvd, San Lorenzo, CA</u>	Well Designation: <u>MW-1</u>						
Signature: <u>[Signature]</u>							
Well Box Condition/Traffic							
Traffic Control <input checked="" type="radio"/> Yes <input type="radio"/> No	Time: <u>1336</u> hours						
Standing water <input type="radio"/> Yes <input checked="" type="radio"/> No	above or below casing						
Top of well level <input type="radio"/> Yes <input checked="" type="radio"/> No	Remark: _____						
Well cap & locked <input checked="" type="radio"/> Yes <input type="radio"/> No	Remark: _____						
Height of Riser <u>5"</u>							
Well Box 8" <input checked="" type="radio"/> 12" <input type="radio"/> 24"	Type of well box <u>Not Marked</u>						
Purging/Sampling Equipment							
Purging -							
2" Disposable Bailer _____	Submersible Pump _____						
2" PVC Bailer _____	Dedicated Bailer _____						
4" PVC Bailer _____	Centrifugal Pump <input checked="" type="checkbox"/>						
Sampling -							
Disposable Bailer <input checked="" type="checkbox"/>	Teflon Bailer _____ Disposable Tubing _____						
Well Purging							
Well Diameter: 2" <input checked="" type="checkbox"/> 4" _____ 6" _____ 8" _____							
Purge Vol. Multiplier <u>0.16</u> 0.65 1.47 2.61							
Initial Measurement _____	Recharge Measurement _____						
Time: <u>1336</u>	Time: _____						
Depth of Well <u>33.64</u>	Depth to Water _____						
Depth to Water <u>15.27</u>							
	Calculated Purge <u>8.82</u>						
	Actual Purge <u>9.0</u>						
Sample							
Start Purge <u>1512</u>	Sample Time <u>1520</u>						
Time	Temperature	E.C.	pH	ORP	Turbidity		Volume
<u>1514</u>	<u>71.4</u>	<u>672</u>	<u>6.74</u>				<u>1</u>
<u>1515</u>	<u>71.4</u>	<u>696</u>	<u>6.73</u>				<u>2</u>
<u>1517</u>	<u>72.2</u>	<u>693</u>	<u>6.77</u>				<u>3</u>
Sample Appearance <u>CLEAR</u>		Lock <u>OK</u>					
Equipment Replacement							
Lock <u>OK</u>	Well Cap <u>OK</u>	Bolts <u>OK</u>	Box <u>OK</u>				
Remarks:							

Client: Tesoro Sample Data: 2/4/2005
 Site: Tesor Station 67107 Project Number: 02-67107
44 Lewelling Blvd, San Lorenzo, CA Well Designation: MW-2
 Signature: [Signature]

Well Box Condition/Traffic

Traffic Control Yes No Time: 1331 hours
 Standing water Yes Yes No above or below casing
 Top of well level Yes No Remark: _____
 Well cap & locked Yes No Remark: _____
 Height of Riser 5"
 Well Box 8" 12" 24" Type of well box Not Marked

Purging/Sampling Equipment

Purging -

2" Disposable Bailer _____ Submersible Pump _____
 2" PVC Bailer _____ Dedicated Bailer _____
 4" PVC Bailers _____ Centrifugal Pump X

Sampling -

Disposable Bailer X Teflon Bailer _____ Disposable Tubing _____

Well Purging

Well Diameter: 2" X 4" _____ 6" _____ 8" _____
 Purge Vol. Multiplier 0.16 0.65 1.47 2.61

Initial Measurement _____ Recharge Measurement _____ Calculated Purge 9.64
 Time: 1331 Time: _____ Actual Purge 13.5
 Depth of Well 34.35 Depth to Water _____
 Depth to Water 14.26

Sample

Start Purge 1424 Sample Time 1435

Time	Temperature	E.C.	pH	ORP	Turbidity	Volume
1426	72.1	532	6.61			1
1428	72.4	556	6.63			2
1430	72.7	587	6.63			3
1432	72.7	607	6.65			4

Sample Appearance CLEAR Lock 04

Equipment Replacement

Lock 04 Well Cap 04 Bolts 04 Box 04

Remarks:

Client: Tesoro Sample Data: 2/4/2005
 Site: Tesor Station 67107 Project Number: 02-67107
44 Lewelling Blvd, San Lorenzo, CA Well Designation: MW-3R
 Signature: [Signature]

Well Box Condition/Traffic

Traffic Control Yes No Time: 1344 hours
 Standing water Yes Yes No above or below casing
 Top of well level Yes Yes No Remark: _____
 Well cap & locked Yes Yes No Remark: NO LOCK
 Height of Riser 1"
 Well Box 8" 12" 24" Type of well box Morrison Dubuque

Purging/Sampling Equipment

Purging -

2" Disposable Bailer _____ Submersible Pump _____
 2" PVC Bailer _____ Dedicated Bailer _____
 4" PVC Bailers _____ Centrifugal Pump X

Sampling -

Disposable Bailer X Teflon Bailer _____ Disposable Tubing _____

Well Purging

Well Diameter: 2" _____ 4" _____ 6" X 8" _____
 Purge Vol. Multiplier _____ 0.16 _____ 0.65 _____ 1.47 _____ 2.61 _____
 Initial Measurement _____ Recharge Measurement _____ Calculated Purge 70.59
 Time: 1344 Time: _____ Actual Purge 38.00
 Depth of Well 30.0 Depth to Water _____
 Depth to Water 14.22

Sample

Start Purge 1630 Sample Time 1650 1702

Time	Temperature	E.C.	pH	ORP	Turbidity	Volume
1634	73.5	868	6.58			1/3
1640	73.8	855	6.58			2/3
1646	74.5	964	6.58			1
1650	74.7	929	6.61			1 1/3
1657	74.8	913	6.67			1 2/3

Sample Appearance CLEAR Lock NEED!

Equipment Replacement

Lock Need! Well Cap OK Bolts OK Box OK

Remarks:

Client: <u>Tesoro</u>	Sample Data: <u>2/4/2005</u>
Site: <u>Tesor Station 67107</u>	Project Number: <u>02-67107</u>
<u>44 Lewelling Blvd, San Lorenzo, CA</u>	Well Designation: <u>MW-10</u>
Signature: <u>[Signature]</u>	

Well Box Condition/Traffic

Traffic Control	Yes <input type="checkbox"/> No <input checked="" type="checkbox"/>	Time: <u>1342</u> hours
Standing water	Yes <input type="checkbox"/> No <input checked="" type="checkbox"/>	above or below casing
Top of well level	<input checked="" type="checkbox"/> Yes <input type="checkbox"/> No	Remark: _____
Well cap & locked	<input checked="" type="checkbox"/> Yes <input type="checkbox"/> No	Remark: _____
Height of Riser	<u>2"</u>	
Well Box <u>8"</u> 12" 24"	Type of well box <u>Braided K. / man</u>	

Purging/Sampling Equipment

Purging -

2" Disposable Bailer	_____	Submersible Pump	_____
2" PVC Bailer	_____	Dedicated Bailer	_____
4" PVC Bailers	_____	Centrifugal Pump	<u>X</u>

Sampling -

Disposable Bailer	<u>X</u>	Teflon Bailer	_____	Disposable Tubing	_____
-------------------	----------	---------------	-------	-------------------	-------

Well Purging

Well Diameter: 2"	<u>X</u>	4"	_____	6"	_____	8"	_____
Purge Vol. Multiplier	0.16		0.65		1.47		2.61
Initial Measurement	_____	Recharge Measurement	_____	Calculated Purge	<u>7.19</u>		
Time: <u>1342</u>		Time: _____		Actual Purge	<u>7.5</u>		
Depth of Well	<u>29.40</u>	Depth to Water	_____				
Depth to Water	<u>14.43</u>						

Sample

Start Purge 1605 Sample Time 1616

Time	Temperature	E.C.	pH	ORP	Turbidity	Volume
<u>1608</u>	<u>70.1</u>	<u>688</u>	<u>6.66</u>			<u>1</u>
<u>1610</u>	<u>70.2</u>	<u>685</u>	<u>6.65</u>			<u>2</u>
<u>1612</u>	<u>70.3</u>	<u>685</u>	<u>6.64</u>			<u>3</u>

Sample Appearance CLEAR Lock OK

Equipment Replacement

Lock OK Well Cap OK Bolts NEED 3 Box OK, except below grade

Remarks: _____

Client: Tesoro Sample Data: 2/4/2005
 Site: Tesor Station 67107 Project Number: 02-67107
44 Lewelling Blvd, San Lorenzo, CA Well Designation: MW-11
 Signature: [Signature]

Well Box Condition/Traffic

Traffic Control Yes No Time: 1334 hours
 Standing water Yes No above or below casing
 Top of well level Yes No Remark: _____
 Well cap & locked Yes No Remark: _____
 Height of Riser 3"
 Well Box 8" 12" 24" Type of well box Brimond K.1man

Purging/Sampling Equipment

Purging -

2" Disposable Bailer _____ Submersible Pump _____
 2" PVC Bailer _____ Dedicated Bailer _____
 4" PVC Bailers _____ Centrifugal Pump X

Sampling -

Disposable Bailer X Teflon Bailer _____ Disposable Tubing _____

Well Purging

Well Diameter: 2" X 4" _____ 6" _____ 8" _____
 Purge Vol. Multiplier 0.16 0.65 1.47 2.61

Initial Measurement _____ Recharge Measurement _____ Calculated Purge 5.70
 Time: 1334 Time: _____ Actual Purge 6.5
 Depth of Well 29.34 Depth to Water _____
 Depth to Water 17.47

Sample

Start Purge 1452 Sample Time 1459

Time	Temperature	E.C.	pH	ORP	Turbidity	Volume
<u>1453</u>	<u>70.3</u>	<u>661</u>	<u>6.66</u>			<u>1</u>
<u>1454</u>	<u>69.8</u>	<u>660</u>	<u>6.63</u>			<u>2</u>
<u>1456</u>	<u>69.9</u>	<u>656</u>	<u>6.61</u>			<u>3</u>

Sample Appearance CLEAR Lock OK

Equipment Replacement

Lock ON Well Cap ON Bolts Need 3 Box one bolt sheared in threads

Remarks:

Client: <u>Tesoro</u>	Sample Data: <u>2/4/2005</u>
Site: <u>Tesor Station 67107</u>	Project Number: <u>02-67107</u>
<u>44 Lewelling Blvd, San Lorenzo, CA</u>	Well Designation: <u>RW-1</u>
Signature: <u>[Signature]</u>	

Well Box Condition/Traffic

Traffic Control	Yes <input type="checkbox"/> No <input checked="" type="checkbox"/>	Time: <u>1325</u> hours
Standing water	Yes <input type="checkbox"/> No <input checked="" type="checkbox"/>	above or below casing
Top of well level	<input checked="" type="checkbox"/> Yes <input type="checkbox"/> No	Remark:
Well cap & locked	Yes <input type="checkbox"/> No <input checked="" type="checkbox"/>	Remark: <u>Active recovery well</u>
Height of Riser	<u>5"</u>	
Well Box	<u>8" 12" 24" 30"</u>	Type of well box <u>Not Marked</u>

Purging/Sampling Equipment

Purging - N/A - Active Recovery Well

2" Disposable Bailer	_____	Submersible Pump	_____
2" PVC Bailer	_____	Dedicated Bailer	_____
4" PVC Bailer	_____	Centrifugal Pump	_____

Sampling -

Disposable Bailer	Teflon Bailer	Disposable Tubing
<u>Grab Sample from Int Sample port on Active Recovery Well</u>		

Well Purging

Well Diameter:	2" _____	4" _____	6" <u>X</u>	8" _____
Purge Vol. Multiplier	0.16	0.65	1.47	2.61
Initial Measurement	_____	Recharge Measurement	_____	Calculated Purge <u>68.49</u>
Time:	<u>1325</u>	Time:	_____	Actual Purge <u>N/A</u>
Depth of Well	<u>34.10</u>	Depth to Water	_____	
Depth to Water	<u>18.57</u>			

Sample

Start Purge N/A Sample Time 1410

Time	Temperature	E.C.	pH	ORP	Turbidity	Volume
<u>NO Purge</u>						

Sample Appearance CLEAR Lock N/A

Equipment Replacement

Lock N/A Well Cap 04 Bolts Need! Box ON

Remarks:

Client: <u>Tesoro</u>	Sample Data: <u>2/4/2005</u>
Site: <u>Tesor Station 67107</u>	Project Number: <u>02-67107</u>
<u>44 Lewelling Blvd, San Lorenzo, CA</u>	Well Designation: <u>RW-2</u>
Signature: <u>[Signature]</u>	

Well Box Condition/Traffic

Traffic Control	<input checked="" type="radio"/> Yes <input type="radio"/> No	Time: <u>1339</u> hours
Standing water	<input type="radio"/> Yes <input checked="" type="radio"/> No	above or below casing
Top of well level	<input checked="" type="radio"/> Yes <input type="radio"/> No	Remark:
Well cap & locked	<input type="radio"/> Yes <input checked="" type="radio"/> No	Remark: <u>NO LOCK</u>
Height of Riser	<u>1"</u>	
Well Box	<input checked="" type="radio"/> 8" <input type="radio"/> 12" <input type="radio"/> 24"	Type of well box <u>Morrison Dubuque</u>

Purging/Sampling Equipment

Purging -

2" Disposable Bailer	<input type="checkbox"/>	Submersible Pump	<input type="checkbox"/>
2" PVC Bailer	<input type="checkbox"/>	Dedicated Bailer	<input type="checkbox"/>
4" PVC Bailers	<input type="checkbox"/>	Centrifugal Pump	<input checked="" type="checkbox"/>

Sampling -

Disposable Bailer	<input checked="" type="checkbox"/>	Teflon Bailer	<input type="checkbox"/>	Disposable Tubing	<input type="checkbox"/>
-------------------	-------------------------------------	---------------	--------------------------	-------------------	--------------------------

Well Purging

Well Diameter:	2" <input type="checkbox"/>	4" <input type="checkbox"/>	6" <input checked="" type="checkbox"/>	8" <input type="checkbox"/>
Purge Vol. Multiplier	0.16	0.65	1.47	2.61
Initial Measurement		Recharge Measurement		Calculated Purge <u>64.21</u>
Time: <u>1339</u>		Time:		Actual Purge <u>24</u>
Depth of Well <u>30.00</u>		Depth to Water		
Depth to Water <u>15.44</u>				

Sample

Start Purge <u>1540</u>	Sample Time <u>1554</u>
-------------------------	-------------------------

Time	Temperature	E.C.	pH	ORP	Turbidity	Volume
<u>1544</u>	<u>71.1</u>	<u>841</u>	<u>6.74</u>			<u>1/3</u>
<u>1547</u>	<u>71.2</u>	<u>832</u>	<u>6.76</u>			<u>2/3</u>
<u>1550</u>	<u>71.3</u>	<u>802</u>	<u>6.77</u>			<u>1</u>

Sample Appearance <u>CLOUDY</u>	Lock <u>Need 1</u>
---------------------------------	--------------------

Equipment Replacement

Lock <u>Need 1</u>	Well Cap <u>04</u>	Bolts <u>04</u>	Box <u>04</u>
--------------------	--------------------	-----------------	---------------

Remarks:

ENCLOSURE C

Ground Water Monitoring
Analytical Results



Report Number : 42291

Date : 2/14/2005

Richard Munsch
RDM Environmental
6280 Brookshire Drive
Rocklin, CA 95677

Subject : 7 Water Samples
Project Name : 67107
Project Number : 67107

Dear Mr. Munsch,

Chemical analysis of the samples referenced above has been completed. Summaries of the data are contained on the following pages. Sample(s) were received under documented chain-of-custody. US EPA protocols for sample storage and preservation were followed.

Kiff Analytical is certified by the State of California (# 2236). If you have any questions regarding procedures or results, please call me at 530-297-4800.

Sincerely,



Joel Kiff



Analysis Summary

Report Number : 42291

Date : 2/14/2005

Attention : Richard Munsch
 RDM Environmental
 6280 Brookshire Drive
 Rocklin, CA 95677

Project Name :67107
 Project Number : 67107

Sample Name			MW-1		MW-2		MW-3R		MW-10		MW-11		RW-1		RW-2	
Sample Date			2/4/2005		2/4/2005		2/4/2005		2/4/2005		2/4/2005		2/4/2005		2/4/2005	
Analyte	Method	Units	MRL	Results	MRL	Results	MRL	Results	MRL	Results	MRL	Results	MRL	Results	MRL	Results
Benzene	EPA 8260B	ug/L	1.0	ND	0.50	ND	2.5	350	0.50	ND	0.50	ND	0.50	ND	0.50	ND
Toluene	EPA 8260B	ug/L	1.0	ND	0.50	ND	2.5	29	0.50	3.3	0.50	ND	0.50	ND	0.50	ND
Ethylbenzene	EPA 8260B	ug/L	1.0	ND	0.50	ND	2.5	260	0.50	46	0.50	ND	0.50	ND	0.50	24
Total Xylenes	EPA 8260B	ug/L	1.0	ND	0.50	ND	2.5	1100	0.50	30	0.50	ND	0.50	ND	0.50	24
Methyl-t-butyl ether (MTBE)	EPA 8260B	ug/L	1.0	610	0.50	22	2.5	270	0.50	21	0.50	7.0	0.50	45	0.50	41
Diisopropyl ether (DIPE)	EPA 8260B	ug/L	1.0	ND	0.50	ND	2.5	ND	0.50	ND	0.50	ND	0.50	ND	0.50	ND
Ethyl-t-butyl ether (ETBE)	EPA 8260B	ug/L	1.0	ND	0.50	ND	2.5	ND	0.50	ND	0.50	ND	0.50	ND	0.50	ND
Tert-amyl methyl ether (TAME)	EPA 8260B	ug/L	1.0	ND	0.50	ND	2.5	ND	0.50	ND	0.50	ND	0.50	ND	0.50	ND
Tert-Butanol	EPA 8260B	ug/L	5.0	18 J	5.0	ND	15	390	5.0	ND	5.0	ND	5.0	ND	5.0	ND
TPH as Gasoline	EPA 8260B	ug/L	100	140	50	ND	250	5400	150	5000	50	ND	50	ND	50	2900
Toluene - d8 (Surr)	EPA 8260B	%		96.9		102		100		96.5		100		99.7		102
4-Bromofluorobenzene (Surr)	EPA 8260B	%		97.4		98.6		118		102		103		99.6		100

MRL = Method Reporting Limit
 ND = Not Detected

Approved By,

Joel Kiff



2795 2nd Street, Suite 300
 Davis, CA 95616
 Lab: 530.297.4800
 Fax: 530.297.4808

Lab No. 42291 Page 1 of 1

Project Contact (Hardcopy or PDF To):
Richard Muntz
 Company/Address:
IRDM Env.
 Phone No.: 916 415 1134 FAX No.: 916 415 1134
 Project Number: 67107 P.O. No.:
 Project Name: 67107
 Project Address: 44 Kewelling Blvd. San Lorenzo.

California EDF Report? Yes No

Recommended but not mandatory to complete this section:
 Sampling Company Log Code: _____

Global ID:
T-0-6-0-0-1-0-1-4-1-1

EDF Deliverable To (Email Address):
 Sample/Signature:
[Signature]

Chain-of-Custody Record and Analysis Request

Sample Designation	Sampling		Container		Preservative				Matrix		BTEX (6021B)	BTEX/TPH Gas/MTBE (8021B/MB015)	TPH as Diesel (MB015)	TPH as Motor Oil (MB015)	TPH Gas/BTEX/MTBE (8260B)	5 Oxygenates/TPH Gas/BTEX (8260B)	7 Oxygenates/TPH Gas/BTEX (8260B)	5 Oxygenates (8260B)	7 Oxygenates (8260B)	Lead Scav. (1,2 DCA & 1,2 EDB - 8260B)	EPA 8260B (Full List)	Volatile Halocarbons (EPA 8260B)	Lead (7421/239,2) TOTAL (X) W.E.T. (X)	TAT	For Lab Use Only		
	Date	Time	40 ml VOA	SLEEVE	HCl	HNO ₃	ICE	NONE	WATER	SOIL																	
MW-1	2/2/05	1520	3		X	X			X						X												01
MW-2	2/4/05	1435	3		X	X			X						X												02
MW-3R	2/4/05	1707	3		X	X			X						X												03
MW-10	2/4/05	1616	3		X	X			X						X												04
MW-11	2/4/05	1659	3		X	X			X						X												05
RW-1	2/4/05	1410	3		X	X			X						X												06
RW-2	2/4/05	1554	3		X	X			X						X												07

Relinquished by: <u>DOUGLAS HOFF</u>	Date	Time	Received by:	Remarks: <u>STAT</u>
Relinquished by:	Date	Time	Received by:	<u>Email copy to RDM</u>
Relinquished by:	Date <u>8/20/05</u>	Time <u>1343</u>	Received by Laboratory: <u>B.A.B.</u> KIFF Analytical	Bill to: <u>Rob Donovan/Tesoro</u>

ENCLOSURE D

Remediation System Analytical Results



Report Number : 42103

Date : 2/1/2005

Richard Munsch
RDM Environmental
6280 Brookshire Drive
Rocklin, CA 95677

Subject : 4 Water Samples
Project Name : Tesoro Station 67107
Project Number : 67107
P.O. Number : 67107

Dear Mr. Munsch,

Chemical analysis of the samples referenced above has been completed. Summaries of the data are contained on the following pages. Sample(s) were received under documented chain-of-custody. US EPA protocols for sample storage and preservation were followed.

Kiff Analytical is certified by the State of California (# 2236). If you have any questions regarding procedures or results, please call me at 530-297-4800.

Sincerely,

A handwritten signature in black ink, appearing to read "Joel Kiff". The signature is stylized and written over a printed name.

Joel Kiff



Analysis Summary

Report Number : 42103

Date : 2/1/2005

Attention : Richard Munsch
 RDM Environmental
 6280 Brookshire Drive
 Rocklin, CA 95677

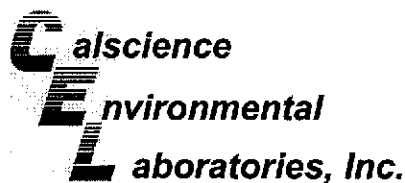
Project Name : Tesoro Station 67107
 Project Number : 67107

Sample Name			H2O-Inf		H2O-DAT-Eff		H2O-MID2		H2O-Eff	
Sample Date			1/26/2005		1/26/2005		1/26/2005		1/26/2005	
Analyte	Method	Units	MRL	Results	MRL	Results	MRL	Results	MRL	Results
Benzene	EPA 8260B	ug/L	0.50	4.7	0.50	ND	0.50	ND	0.50	ND
Toluene	EPA 8260B	ug/L	0.50	ND	0.50	ND	0.50	ND	0.50	ND
Ethylbenzene	EPA 8260B	ug/L	0.50	ND	0.50	ND	0.50	ND	0.50	ND
Total Xylenes	EPA 8260B	ug/L	0.50	ND	0.50	ND	0.50	ND	0.50	ND
Methyl-t-butyl ether (MTBE)	EPA 8260B	ug/L	0.50	31	0.50	ND	0.50	0.93	0.50	ND
Diisopropyl ether (DIPE)	EPA 8260B	ug/L	0.50	ND	0.50	ND	0.50	ND	0.50	ND
Ethyl-t-butyl ether (ETBE)	EPA 8260B	ug/L	0.50	ND	0.50	ND	0.50	ND	0.50	ND
Tert-amyl methyl ether (TAME)	EPA 8260B	ug/L	0.50	ND	0.50	ND	0.50	ND	0.50	ND
Tert-Butanol	EPA 8260B	ug/L	5.0	13	5.0	ND	5.0	ND	5.0	ND
TPH as Gasoline	EPA 8260B	ug/L	50	62	50	ND	50	ND	50	ND
Toluene - d8 (Surr)	EPA 8260B	%		102		101		102		102
4-Bromofluorobenzene (Surr)	EPA 8260B	%		98.9		99.0		98.0		102

MRL = Method Reporting Limit
 ND = Not Detected

Approved By,

Joel Kiff



February 03, 2005

Joel Kiff
Kiff Analytical
2795 2nd Street, Suite 300
Davis, CA 95616-6593

Subject: **Calscience Work Order No.: 05-01-1437**
Client Reference: **Tesoro Station 67107**

Dear Client:

Enclosed is an analytical report for the above-referenced project. The samples included in this report were received 1/28/2005 and analyzed in accordance with the attached chain-of-custody.

Unless otherwise noted, all analytical testing was accomplished in accordance with the guidelines established in our Quality Assurance Program Manual, applicable standard operating procedures, and other related documentation. The original report of any subcontracted analysis is provided herein, and follows the standard Calscience data package. The results in this analytical report are limited to the samples tested and any reproduction thereof must be made in its entirety.

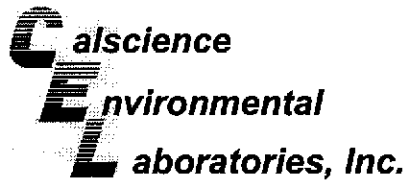
If you have any questions regarding this report, please do not hesitate to contact the undersigned.

Sincerely,

A handwritten signature in black ink, appearing to read "S. Nowak".

Calscience Environmental
Laboratories, Inc.
Stephen Nowak
Project Manager

A handwritten signature in black ink, appearing to read "M. [unclear]".



Analytical Report



Kiff Analytical
2795 2nd Street, Suite 300
Davis, CA 95616-6593

Date Received: 01/28/05
Work Order No: 05-01-1437

Project: Tesoro Station 67107

Page 1 of 1

Client Sample Number	Lab Sample Number	Date Collected	Matrix
H2O-EFF	05-01-1437-1	01/26/05	Aqueous

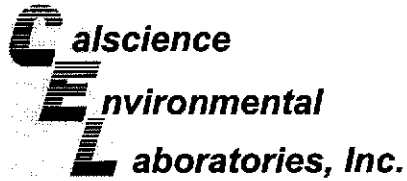
Parameter	Result	RL	DF	Qual	Units	Date Prepared	Date Analyzed	Method
Solids, Total Suspended	ND	1.0	1		mg/L	N/A	01/28/05	EPA 160.2
Chemical Oxygen Demand	5.1	5.0	1		mg/L	N/A	01/31/05	EPA 410.4

Method Blank	Qual	Matrix
	N/A	Aqueous

Parameter	Result	RL	DF	Qual	Units	Date Prepared	Date Analyzed	Method
Solids, Total Suspended	ND	1.0	1		mg/L	N/A	01/28/05	EPA 160.2
Chemical Oxygen Demand	ND	5.0	1		mg/L	N/A	01/31/05	EPA 410.4

RL - Reporting Limit , DF - Dilution Factor , Qual - Qualifiers

7440 Lincoln Way, Garden Grove, CA 92841-1427 • TEL:(714) 895-5494 • FAX: (714) 894-7501



Quality Control - Duplicate



Kiff Analytical
2795 2nd Street, Suite 300
Davis, CA 95616-6593

Date Received: 01/28/05
Work Order No: 05-01-1437

Project: Tesoro Station 67107

Matrix: Aqueous

Parameter	Method	QC Sample ID	Date Analyzed	Sample Conc	DUP Conc	RPD	RPD CL	Qualifiers
Chemical Oxygen Demand	EPA 410.4	05-01-1522-1	01/31/05	2700	2700	1	0-25	
Solids, Total Suspended	EPA 160.2	05-01-1407-3	01/28/05	45	41	9	0-25	


RPD - Relative Percent Difference , CL - Control Limit

7440 Lincoln Way, Garden Grove, CA 92841-1427 • TEL:(714) 895-5494 • FAX: (714) 894-7501



Work Order Number: 05-01-1437

<u>Qualifier</u>	<u>Definition</u>
*	See applicable analysis comment.
1	Surrogate compound recovery was out of control due to a required sample dilution, therefore, the sample data was reported without further clarification.
2	Surrogate compound recovery was out of control due to matrix interference. The associated method blank surrogate spike compound was in control and, therefore, the sample data was reported without further clarification.
3	Recovery of the Matrix Spike or Matrix Spike Duplicate compound was out of control due to matrix interference. The associated LCS and/or LCSD was in control and, therefore, the sample data was reported without further clarification.
4	The MS/MSD RPD was out of control due to matrix interference. The LCS/LCSD RPD was in control and, therefore, the sample data was reported without further clarification.
5	The PDS/PDSD associated with this batch of samples was out of control due to a matrix interference effect. The associated batch LCS/LCSD was in control and, hence, the associated sample data was reported with no further corrective action required.
A	Result is the average of all dilutions, as defined by the method.
B	Analyte was present in the associated method blank.
C	Analyte presence was not confirmed on primary column.
E	Concentration exceeds the calibration range.
H	Sample received and/or analyzed past the recommended holding time.
J	Analyte was detected at a concentration below the reporting limit and above the laboratory method detection limit. Reported value is estimated.
N	Nontarget Analyte.
ND	Parameter not detected at the indicated reporting limit.
Q	Spike recovery and RPD control limits do not apply resulting from the parameter concentration in the sample exceeding the spike concentration by a factor of four or greater.
U	Undetected at the laboratory method detection limit.
X	% Recovery and/or RPD out-of-range.
Z	Analyte presence was not confirmed by second column or GC/MS analysis.





2795 Second Street, Suite 300
 Davis, CA 95616
 Lab: 530.297.4800
 Fax: 530.297.4808

Cal Science Environmental
 7440 Lincoln Way
 Garden Grove, CA 92841
 714-895-5494

Lab No.

1437

Page 1 of 1

Project Contact (Hardcopy or PDF to): Joel Kiff Geotracker COELT EDD REPORT? YES NO NO

Company/Address: Kiff Analytical, LLC Sampling Company Log Code: _____

Phone No.: _____ FAX No.: _____ Global ID: _____

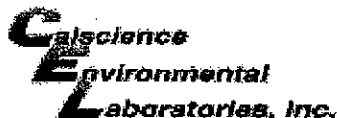
Project Number: 67107 P.O. No.: 42103 EDF Deliverable to (Email Address): _____

Project Name: Tesoro Station 67107 E-mail address: inbox@kiffanalytical.com

Chain-of-Custody Record and Analysis Request

Sample Designation	Sampling		Container					Preservative				Matrix			TSS	C.O.D	Date Due:	For Lab Use Only
	Date	Time	250-Glass Bott	Poly	Amber	Sleeve	Tedlar	H ₂ SO ₄	HNO ₃	ICE	NONE	WATER	SOIL	AIR				
H2O-EFF	1/26/04	12:04	1	1				X	X	X		X			X	X		

Relinquished by: <u>Joel Kiff Analytical</u>	Date: <u>01/27/05</u>	Time: <u>19:00</u>	Received by: _____	Remarks: _____
Relinquished by: _____	Date: _____	Time: _____	Received by: _____	
Relinquished by: <u>CO</u>	Date: <u>1-28-05</u>	Time: <u>0800</u>	Received by Laboratory: <u>Wichita CO</u>	
Bill to: _____				



WORK ORDER #: 05 - 01 - 1437

Cooler 1 of 1

SAMPLE RECEIPT FORM

CLIENT: KIFF ANALYTICAL

DATE: 1-28-05

TEMPERATURE - SAMPLES RECEIVED BY:

CALSCIENCE COURIER:

- Chilled, cooler with temperature blank provided.
Chilled, cooler without temperature blank.
Chilled and placed in cooler with wet ice.
Ambient and placed in cooler with wet ice.
Ambient temperature.
°C Temperature blank.

LABORATORY (Other than CalScience Courier):

- 4.3 °C Temperature blank.
°C IR thermometer.
Ambient temperature.

Initial: WVB

CUSTODY SEAL INTACT:

Sample(s): Cooler: No (Not Intact): Not Applicable (N/A):

Initial: WVB

SAMPLE CONDITION:

Table with 4 columns: Description, Yes, No, N/A. Rows include Chain-Of-Custody document(s), Sample container label(s), Sample container(s) intact, Correct containers, Proper preservation, VOA vial(s) free of headspace, Tedlar bag(s) free of condensation.

Initial: WVB

COMMENTS:

Blank lines for handwritten comments.



2795 2nd Street, Suite 300
Davis, CA 95616
Lab: 530.297.4800
Fax: 530.297.4808

Lab No. 4/2103

Page 1 of 1

Project Contact (Hardcopy or PDF To):

Richard Muncel

California EDF Report? Yes No

Chain-of-Custody Record and Analysis Request

Company/Address:

RPM Environmental

Recommended but not mandatory to complete this section:

Sampling Company Log Code:

Phone No.:

(916) 415-1134

FAX No.:

(916) 415-1154

Global ID:

.

Project Number:

67107

P.O. No.:

67107

EDF Deliverable To (Email Address):

.

Project Name:

Tessio Station 67107

Sampler Signature:

Project Address:

San Lorenzo
CA

Sampling

Container

Preservative

Matrix

Date	Time	40 ml VOA	SLEEVE
			<u>25 Poly</u>

HCl	HNO ₃	ICE	NONE	H ₂ O ₂	WATER	SOIL
<u>X</u>	<u>X</u>			<u>X</u>	<u>X</u>	

BTEX (8021B)	BTEX/TPH Gas/MTBE (8021B/M8015)	TPH as Diesel (M8015)	TPH as Motor Oil (M8015)	TPH Gas/BTEX/MTBE (8260B)	5 Oxygenates/TPH Gas/BTEX (8260B)	7 Oxygenates/TPH Gas/BTEX (8260B)	5 Oxygenates (8260B)	7 Oxygenates (8260B)	Lead Scav. (1,2 DCA & 1,2 EDB - 8260B)	EPA 8260B (Full List)	Volatile Halocarbons (EPA 8260B)	Lead (7421/239.2)	TOTAL (X) W.E.T. (X)
							<u>X</u>	<u>X</u>				<u>C.O.D</u>	<u>TSS</u>

TAT
12 hr/24 hr/48 hr/72 hr/1wk
For Lab Use Only

Sample Designation

Sample Designation	Date	Time	40 ml VOA	SLEEVE	Container	Preservative	Matrix	BTEX (8021B)	BTEX/TPH Gas/MTBE (8021B/M8015)	TPH as Diesel (M8015)	TPH as Motor Oil (M8015)	TPH Gas/BTEX/MTBE (8260B)	5 Oxygenates/TPH Gas/BTEX (8260B)	7 Oxygenates/TPH Gas/BTEX (8260B)	5 Oxygenates (8260B)	7 Oxygenates (8260B)	Lead Scav. (1,2 DCA & 1,2 EDB - 8260B)	EPA 8260B (Full List)	Volatile Halocarbons (EPA 8260B)	Lead (7421/239.2)	TOTAL (X) W.E.T. (X)	TAT
<u>H₂O - Inf</u>	<u>1/26/05</u>	<u>12:10</u>	<u>2</u>			<u>X</u>									<u>X</u>							<u>01</u>
<u>H₂O - RAT - Eff</u>	<u>1/26/05</u>	<u>12:08</u>	<u>2</u>			<u>X</u>									<u>X</u>							<u>02</u>
<u>H₂O - MIDZ</u>	<u>1/26/05</u>	<u>12:06</u>	<u>2</u>			<u>X</u>									<u>X</u>							<u>03</u>
<u>H₂O - Eff</u>	<u>1/26/05</u>	<u>12:04</u>	<u>2</u>		<u>TP</u>	<u>X</u>	<u>H₂O</u>								<u>X</u>						<u>X</u>	<u>04</u>

Relinquished by: [Signature]

Date: _____ Time: _____ Received by: _____

Remarks: STAT

Relinquished by: _____

Date: _____ Time: _____ Received by: _____

Relinquished by: _____

Date: 01/27/05 Time: 11:13 Received by Laboratory: Chris Weiss KIFF ANALYTICAL

Bill to: Tessio Petroleum / Rob Ponovan



Report Number : 42101

Date : 2/1/2005

Richard Munsch
RDM Environmental
6280 Brookshire Drive
Rocklin, CA 95677

Subject : 1 Vapor Sample
Project Name : Tesoro Station 67107
Project Number : 67107
P.O. Number : 67107

Dear Mr. Munsch,

Chemical analysis of the samples referenced above has been completed. Summaries of the data are contained on the following pages. Sample(s) were received under documented chain-of-custody. US EPA protocols for sample storage and preservation were followed.

Kiff Analytical is certified by the State of California (# 2236). If you have any questions regarding procedures or results, please call me at 530-297-4800.

Sincerely,



Joel Kiff



Analysis Summary

Report Number : 42101

Date : 2/1/2005

Attention : Richard Munsch
RDM Environmental
6280 Brookshire Drive
Rocklin, CA 95677

Project Name : Tesoro Station 67107
Project Number : 67107

Sample Name			DAT-Eff	
Sample Date			1/26/2005	
Analyte	Method	Units	MRL	Results
Benzene	EPA 8260B	ppmv	0.050	ND
Toluene	EPA 8260B	ppmv	0.050	ND
Ethylbenzene	EPA 8260B	ppmv	0.050	ND
Total Xylenes	EPA 8260B	ppmv	0.050	ND
Methyl-t-butyl ether (MTBE)	EPA 8260B	ppmv	0.050	ND
Diisopropyl ether (DIPE)	EPA 8260B	ppmv	0.050	ND
Ethyl-t-butyl ether (ETBE)	EPA 8260B	ppmv	0.050	ND
Tert-amyl methyl ether (TAME)	EPA 8260B	ppmv	0.050	ND
Tert-Butanol	EPA 8260B	ppmv	0.50	ND
TPH as Gasoline	EPA 8260B	ppmv	5.0	ND
Toluene - d8 (Surr)	EPA 8260B	%		101
4-Bromofluorobenzene (Surr)	EPA 8260B	%		96.4

MRL = Method Reporting Limit

ND = Not Detected

Approved By,



Joel Kiff

2795 2nd St., Suite 300 Davis, CA 95616 530-297-4800
ELAP # 2236



Report Number : 42557

Date : 3/4/2005

Richard Munsch
RDM Environmental
6280 Brookshire Drive
Rocklin, CA 95677

Subject : 4 Water Samples
Project Name : Tesoro Station 67107
Project Number : 67107
P.O. Number : 67107

Dear Mr. Munsch,

Chemical analysis of the samples referenced above has been completed. Summaries of the data are contained on the following pages. Sample(s) were received under documented chain-of-custody. US EPA protocols for sample storage and preservation were followed.

Kiff Analytical is certified by the State of California (# 2236). If you have any questions regarding procedures or results, please call me at 530-297-4800.

Sincerely,



Joel Kiff



Analysis Summary

Report Number : 42557

Date : 3/4/2005

Attention : Richard Munsch
 RDM Environmental
 6280 Brookshire Drive
 Rocklin, CA 95677

Project Name : Tesoro Station 67107
 Project Number : 67107

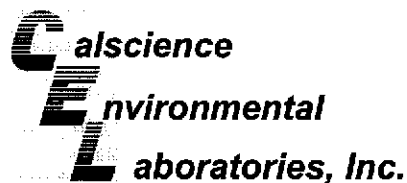
Sample Name			GW-INF		GW-DAT-EFF		GW-MID2		GW-EFF	
Sample Date			2/27/2005		2/27/2005		2/27/2005		2/27/2005	
Analyte	Method	Units	MRL	Results	MRL	Results	MRL	Results	MRL	Results
Benzene	EPA 8260B	ug/L	0.50	ND	0.50	ND	0.50	ND	0.50	ND
Toluene	EPA 8260B	ug/L	0.50	ND	0.50	ND	0.50	ND	0.50	ND
Ethylbenzene	EPA 8260B	ug/L	0.50	ND	0.50	ND	0.50	ND	0.50	ND
Total Xylenes	EPA 8260B	ug/L	0.50	ND	0.50	ND	0.50	ND	0.50	ND
Methyl-t-butyl ether (MTBE)	EPA 8260B	ug/L	0.50	47	0.50	20	0.50	2.6	0.50	0.91
Diisopropyl ether (DIPE)	EPA 8260B	ug/L	0.50	ND	0.50	ND	0.50	ND	0.50	ND
Ethyl-t-butyl ether (ETBE)	EPA 8260B	ug/L	0.50	ND	0.50	ND	0.50	ND	0.50	ND
Tert-amyl methyl ether (TAME)	EPA 8260B	ug/L	0.50	ND	0.50	ND	0.50	ND	0.50	ND
Tert-Butanol	EPA 8260B	ug/L	5.0	ND	5.0	ND	5.0	ND	5.0	ND
TPH as Gasoline	EPA 8260B	ug/L	50	ND	50	ND	50	ND	50	ND
Toluene - d8 (Surr)	EPA 8260B	%		98.2		96.5		96.0		95.8
4-Bromofluorobenzene (Surr)	EPA 8260B	%		107		104		103		104

MRL = Method Reporting Limit
 ND = Not Detected

Approved By,

Joel Kiff

2795 2nd St., Suite 300 Davis, CA 95616 530-297-4800
 ELAP # 2236



March 07, 2005

Joel Kiff
Kiff Analytical
2795 2nd Street, Suite 300
Davis, CA 95616-6593

Subject: **Calscience Work Order No.: 05-03-0003**
Client Reference: **Tesoro Station 67107**

Dear Client:

Enclosed is an analytical report for the above-referenced project. The samples included in this report were received 3/1/2005 and analyzed in accordance with the attached chain-of-custody.

Unless otherwise noted, all analytical testing was accomplished in accordance with the guidelines established in our Quality Assurance Program Manual, applicable standard operating procedures, and other related documentation. The original report of any subcontracted analysis is provided herein, and follows the standard Calscience data package. The results in this analytical report are limited to the samples tested and any reproduction thereof must be made in its entirety.

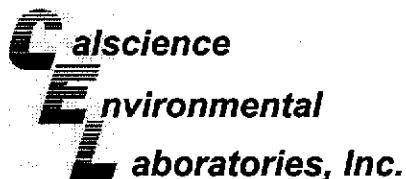
If you have any questions regarding this report, please do not hesitate to contact the undersigned.

Sincerely,

A handwritten signature in black ink, appearing to read "S. Nowak", written in a cursive style.

Calscience Environmental
Laboratories, Inc.
Stephen Nowak
Project Manager

A handwritten signature in black ink, appearing to read "Stephen Nowak", written in a cursive style.



Analytical Report



Kiff Analytical
 2795 2nd Street, Suite 300
 Davis, CA 95616-6593

Date Received: 03/01/05
 Work Order No: 05-03-0003

Project: Tesoro Station 67107

Page 1 of 1

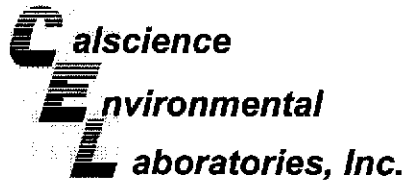
Client Sample Number	Lab Sample Number	Date Collected	Matrix
GW-Eri	05-03-0003-1	02/27/05	Aqueous

Parameter	Result	RL	DF	Qual	Units	Date Prepared	Date Analyzed	Method
Solids, Total Dissolved	420	1.0	1		mg/L	N/A	03/02/05	EPA 160.1
Chemical Oxygen Demand	ND	5.0	1		mg/L	N/A	03/03/05	EPA 410.4

Method Blank	Result	RL	DF	Qual	Units	Date Prepared	Date Analyzed	Method
				N/A				Aqueous

Parameter	Result	RL	DF	Qual	Units	Date Prepared	Date Analyzed	Method
Chemical Oxygen Demand	ND	5.0	1		mg/L	N/A	03/03/05	EPA 410.4

RL - Reporting Limit , DF - Dilution Factor , Qual - Qualifiers



Quality Control - Duplicate



Kiff Analytical
2795 2nd Street, Suite 300
Davis, CA 95616-6593

Date Received:
Work Order No:

03/01/05
05-03-0003

Project: Tesoro Station 67107

Matrix: Aqueous

Parameter	Method	QC Sample ID	Date Analyzed	Sample Conc	DUP Conc	RPD	RPD CL	Qualifiers
Chemical Oxygen Demand	EPA 410.4	05-03-0056-1	03/03/05	460	470	2	0-25	
Solids, Total Dissolved	EPA 160.1	05-03-0060-1	03/02/05	910	950	4	0-25	


RPD - Relative Percent Difference , CL - Control Limit

7440 Lincoln Way, Garden Grove, CA 92841-1427 • TEL:(714) 895-5494 • FAX: (714) 894-7501



Work Order Number: 05-03-0003

<u>Qualifier</u>	<u>Definition</u>
*	See applicable analysis comment.
1	Surrogate compound recovery was out of control due to a required sample dilution, therefore, the sample data was reported without further clarification.
2	Surrogate compound recovery was out of control due to matrix interference. The associated method blank surrogate spike compound was in control and, therefore, the sample data was reported without further clarification.
3	Recovery of the Matrix Spike or Matrix Spike Duplicate compound was out of control due to matrix interference. The associated LCS and/or LCSD was in control and, therefore, the sample data was reported without further clarification.
4	The MS/MSD RPD was out of control due to matrix interference. The LCS/LCSD RPD was in control and, therefore, the sample data was reported without further clarification.
5	The PDS/PDSD associated with this batch of samples was out of control due to a matrix interference effect. The associated batch LCS/LCSD was in control and, hence, the associated sample data was reported with no further corrective action required.
A	Result is the average of all dilutions, as defined by the method.
B	Analyte was present in the associated method blank.
C	Analyte presence was not confirmed on primary column.
E	Concentration exceeds the calibration range.
H	Sample received and/or analyzed past the recommended holding time.
J	Analyte was detected at a concentration below the reporting limit and above the laboratory method detection limit. Reported value is estimated.
N	Nontarget Analyte.
ND	Parameter not detected at the indicated reporting limit.
Q	Spike recovery and RPD control limits do not apply resulting from the parameter concentration in the sample exceeding the spike concentration by a factor of four or greater.
U	Undetected at the laboratory method detection limit.
X	% Recovery and/or RPD out-of-range.
Z	Analyte presence was not confirmed by second column or GC/MS analysis.





2795 Second Street, Suite 300
 Davis, CA 95616
 Lab: 530.297.4800
 Fax: 530.297.4808

Cal Science Environmental
 7440 Lincoln Way
 Garden Grove, CA 92841
 714-895-5494

Lab No. 0003 Page 1 of 1

Project Contact (Hardcopy or PDF to): Joel Kiff Geotracker COELT EDD REPORT? __ YES __ X__ NO Chain-of-Custody Record and Analysis Request

Company/Address: Kiff Analytical, LLC Sampling Company Log Code: _____ Analysis Request


Phone No.: _____ FAX No.: _____ Global ID: _____

Project Number: 67107 P.O. No.: 42557 EDF Deliverable to (Email Address): _____

Project Name: Tesoro Station 67107 E-mail address: inbox@kiffanalytical.com

Sample Designation	Sampling		Container					Preservative				Matrix			C.O.D	TDS					Date Due:	For Lab Use Only
	Date	Time	250 Glass Bottle	Poly	Amber	Sleeve	Tedlar	H ₂ SO ₄	HNO ₃	ICE	NONE	Na ₂ S ₂ O ₃	WATER	SOIL								
GW-Eff	2/27/05	2:14	1	1				1	X	1		X			X	X					March 7, 2005	

Relinquished by: <u>K. H. Kiff Analytical</u>	Date: <u>022805</u>	Time: <u>1832</u>	Received by:	Remarks:
Relinquished by:	Date:	Time:	Received by:	
Relinquished by:	Date: <u>3-1-5</u>	Time: <u>8:30</u>	Received by: <u>[Signature]</u>	
Bill to:				



WORK ORDER #: 05 - 03 - 0003

Cooler 1 of 1

SAMPLE RECEIPT FORM

CLIENT: KIFE

DATE: 03-01-05

TEMPERATURE – SAMPLES RECEIVED BY:

CALSCIENCE COURIER:

- Chilled, cooler with temperature blank provided.
- Chilled, cooler without temperature blank.
- Chilled and placed in cooler with wet ice.
- Ambient and placed in cooler with wet ice.
- Ambient temperature.
- °C Temperature blank.

LABORATORY (Other than Calscience Courier):

- 3.7 °C Temperature blank.
- °C IR thermometer.
- Ambient temperature.

Initial: TW

CUSTODY SEAL INTACT:

Sample(s): _____ Cooler: No (Not Intact) : _____ Not Applicable (N/A): _____

Initial: TW

SAMPLE CONDITION:

	Yes	No	N/A
Chain-Of-Custody document(s) received with samples.....	<input checked="" type="checkbox"/>	<input type="checkbox"/>	<input type="checkbox"/>
Sample container label(s) consistent with custody papers.....	<input checked="" type="checkbox"/>	<input type="checkbox"/>	<input type="checkbox"/>
Sample container(s) intact and good condition.....	<input checked="" type="checkbox"/>	<input type="checkbox"/>	<input type="checkbox"/>
Correct containers for analyses requested.....	<input checked="" type="checkbox"/>	<input type="checkbox"/>	<input type="checkbox"/>
Proper preservation noted on sample label(s).....	<input checked="" type="checkbox"/>	<input type="checkbox"/>	<input type="checkbox"/>
VOA vial(s) free of headspace.....	<input type="checkbox"/>	<input type="checkbox"/>	<input checked="" type="checkbox"/>
Tedlar bag(s) free of condensation.....	<input type="checkbox"/>	<input type="checkbox"/>	<input checked="" type="checkbox"/>

Initial: TW

COMMENTS:



Report Number : 42555

Date : 3/1/2005

Richard Munsch
RDM Environmental
6280 Brookshire Drive
Rocklin, CA 95677

Subject : 1 Vapor Sample
Project Name : Tesoro Station 67107
Project Number : 67107
P.O. Number : 67107

Dear Mr. Munsch,

Chemical analysis of the samples referenced above has been completed. Summaries of the data are contained on the following pages. Sample(s) were received under documented chain-of-custody. US EPA protocols for sample storage and preservation were followed.

Kiff Analytical is certified by the State of California (# 2236). If you have any questions regarding procedures or results, please call me at 530-297-4800.

Sincerely,



Joel Kiff



Analysis Summary

Report Number : 42555

Date : 3/1/2005

Attention : Richard Munsch
RDM Environmental
6280 Brookshire Drive
Rocklin, CA 95677

Project Name : Tesoro Station 67107
Project Number : 67107

Sample Name		DAT-EFF		
Sample Date		2/27/2005		
Analyte	Method	Units	MRL	Results
Benzene	EPA 8260B	ppmv	0.050	ND
Toluene	EPA 8260B	ppmv	0.050	ND
Ethylbenzene	EPA 8260B	ppmv	0.050	ND
Total Xylenes	EPA 8260B	ppmv	0.050	ND
Methyl-t-butyl ether (MTBE)	EPA 8260B	ppmv	0.050	ND
Diisopropyl ether (DIPE)	EPA 8260B	ppmv	0.050	ND
Ethyl-t-butyl ether (ETBE)	EPA 8260B	ppmv	0.050	ND
Tert-amyl methyl ether (TAME)	EPA 8260B	ppmv	0.050	ND
Tert-Butanol	EPA 8260B	ppmv	0.50	ND
TPH as Gasoline	EPA 8260B	ppmv	5.0	ND
Toluene - d8 (Surr)	EPA 8260B	%		99.6
4-Bromofluorobenzene (Surr)	EPA 8260B	%		101

MRL = Method Reporting Limit

ND = Not Detected

Approved By,


Jbel Kiff

2795 2nd St., Suite 300 Davis, CA 95616 530-297-4800

ELAP # 2236



2795 2nd Street, Suite 300
Davis, CA 95616
Lab: 530.297.4800
Fax: 530.297.4808

Lab No. 42555 Page ___ of ___

Project Contact (Hardcopy or PDF To): <i>R. Rhoad Munsch</i>		California EDF Report? <input type="checkbox"/> Yes <input type="checkbox"/> No	Chain-of-Custody Record and Analysis Request
---	--	---	---

Company/Address: <i>RPM</i>		Recommended but not mandatory to complete this section: Sampling Company Log Code: _____	Analysis Request	TAT
--------------------------------	--	---	-------------------------	-----

Phone No.: <i>(916) 415-1154</i>	FAX No.: <i>(916) 415-1154</i>	Global ID:
Project Number: <i>67107</i>	P.O. No.: <i>67107</i>	EDF Deliverable To (Email Address):

Project Name: <i>Tesoro Station 67107</i>		Sampler Signature: <i>[Signature]</i>	
--	--	--	--

Project Address: <i>San Lorenzo CA</i>	Sampling		Container				Preservative				Matrix		BTEX (8021B)	BTEX/TPH Gas/MTBE (8021B/M8015)	TPH as Diesel (M8016)	TPH as Motor Oil (M8015)	TPH Gas/BTEX/MTBE (8260B)	5 Oxygenates/TPH Gas/BTEX (8260B)	7 Oxygenates/TPH Gas/BTEX (8260B)	5 Oxygenates (8260B)	7 Oxygenates (8260B)	Lead Scav. (1,2 DCA & 1,2 EDB - 8280B)	EPA 8260B (Full List)	Volatile Halocarbons (EPA 8260B)	Lead (7421/239.2) TOTAL (X) W.E.T. (X)	12 hr/24 hr/48 hr/72 hr/1 wk	For Lab Use Only
	Date	Time	40 ml VOA	SLEEVE	HCl	HNO ₃	ICE	NONE	WATER	SOIL																	

Sample Designation	Date	Time	40 ml VOA	SLEEVE	HCl	HNO ₃	ICE	NONE	WATER	SOIL	Matrix	BTEX (8021B)	BTEX/TPH Gas/MTBE (8021B/M8015)	TPH as Diesel (M8016)	TPH as Motor Oil (M8015)	TPH Gas/BTEX/MTBE (8260B)	5 Oxygenates/TPH Gas/BTEX (8260B)	7 Oxygenates/TPH Gas/BTEX (8260B)	5 Oxygenates (8260B)	7 Oxygenates (8260B)	Lead Scav. (1,2 DCA & 1,2 EDB - 8280B)	EPA 8260B (Full List)	Volatile Halocarbons (EPA 8260B)	Lead (7421/239.2) TOTAL (X) W.E.T. (X)	12 hr/24 hr/48 hr/72 hr/1 wk	For Lab Use Only	
<i>DAT-EE</i>	<i>2/27/05</i>	<i>2:01</i>		<i>X</i>				<i>X</i>			<i>Air</i>					<i>X</i>											<i>201</i>

Relinquished by: <i>[Signature]</i>	Date	Time	Received by:	Remarks: <div style="text-align:center; border: 1px solid black; border-radius: 50%; width: 50px; height: 50px; margin: 0 auto; display: flex; align-items: center; justify-content: center;"><i>STAT</i></div>
Relinquished by:	Date	Time	Received by:	
Relinquished by:	Date	Time	Received by Laboratory:	

022805 1229 [Signature] KIFF Analytical

Bill to: *Tesoro Petroleum / RHL Romano*



Report Number : 42981

Date : 4/1/2005

Richard Munsch
RDM Environmental
6280 Brookshire Drive
Rocklin, CA 95677

Subject : 3 Water Samples
Project Name : Tesoro Station 67107
Project Number : 67107
P.O. Number : 67107

Dear Mr. Munsch,

Chemical analysis of the samples referenced above has been completed. Summaries of the data are contained on the following pages. Sample(s) were received under documented chain-of-custody. US EPA protocols for sample storage and preservation were followed.

Kiff Analytical is certified by the State of California (# 2236). If you have any questions regarding procedures or results, please call me at 530-297-4800.

Sincerely,



Joel Kiff



Analysis Summary

Report Number : 42981

Date : 4/1/2005

Attention : Richard Munsch
 RDM Environmental
 6280 Brookshire Drive
 Rocklin, CA 95677

Project Name : Tesoro Station 67107
 Project Number : 67107

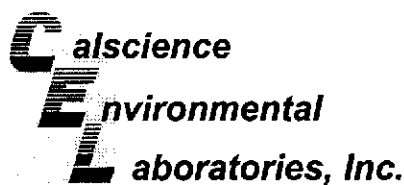
Sample Name			GW-DAT-Eff		GW-MID2		GW-Eff	
Sample Date			3/24/2005		3/24/2005		3/24/2005	
Analyte	Method	Units	MRL	Results	MRL	Results	MRL	Results
Benzene	EPA 8260B	ug/L	0.50	1.3	0.50	ND	0.50	ND
Toluene	EPA 8260B	ug/L	0.50	ND	0.50	ND	0.50	ND
Ethylbenzene	EPA 8260B	ug/L	0.50	ND	0.50	ND	0.50	ND
Total Xylenes	EPA 8260B	ug/L	0.50	1.9	0.50	ND	0.50	ND
Methyl-t-butyl ether (MTBE)	EPA 8260B	ug/L	0.50	40	0.50	5.1	0.50	1.2
Diisopropyl ether (DIPE)	EPA 8260B	ug/L	0.50	ND	0.50	ND	0.50	ND
Ethyl-t-butyl ether (ETBE)	EPA 8260B	ug/L	0.50	ND	0.50	ND	0.50	ND
Tert-amyl methyl ether (TAME)	EPA 8260B	ug/L	0.50	ND	0.50	ND	0.50	ND
Tert-Butanol	EPA 8260B	ug/L	5.0	12	5.0	ND	5.0	ND
TPH as Gasoline	EPA 8260B	ug/L	50	ND	50	ND	50	ND
Toluene - d8 (Surr)	EPA 8260B	%		99.7		97.9		98.3
4-Bromofluorobenzene (Surr)	EPA 8260B	%		104		103		103

MRL = Method Reporting Limit
 ND = Not Detected

Approved By,

Joel Kiff

2795 2nd St., Suite 300 Davis, CA 95616 530-297-4800
 ELAP # 2236



April 01, 2005

Joel Kiff
Kiff Analytical
2795 2nd Street, Suite 300
Davis, CA 95616-6593

Subject: **Calscience Work Order No.: 05-03-1737**
Client Reference: **Tesoro Station 67107**

Dear Client:

Enclosed is an analytical report for the above-referenced project. The samples included in this report were received 3/26/2005 and analyzed in accordance with the attached chain-of-custody.

Unless otherwise noted, all analytical testing was accomplished in accordance with the guidelines established in our Quality Assurance Program Manual, applicable standard operating procedures, and other related documentation. The original report of any subcontracted analysis is provided herein, and follows the standard Calscience data package. The results in this analytical report are limited to the samples tested and any reproduction thereof must be made in its entirety.

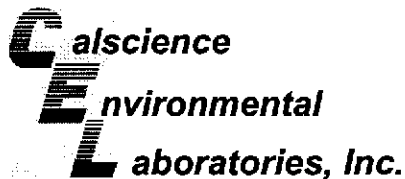
If you have any questions regarding this report, please do not hesitate to contact the undersigned.

Sincerely,

A handwritten signature in black ink, appearing to read "S. Nowak".

Calscience Environmental
Laboratories, Inc.
Stephen Nowak
Project Manager

A handwritten signature in black ink, appearing to read "M. [unclear]".



Analytical Report



Kiff Analytical
 2795 2nd Street, Suite 300
 Davis, CA 95616-6593

Date Received: 03/26/05
 Work Order No: 05-03-1737

Project: Tesoro Station 67107

Page 1 of 1

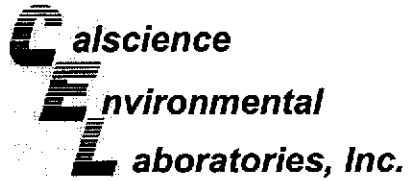
Client Sample Number	Lab Sample Number	Date Collected	Matrix
GW-Eff	05-03-1737-1	03/24/05	Aqueous

Parameter	Result	RL	DF	Qual	Units	Date Prepared	Date Analyzed	Method
Solids, Total Suspended	ND	1.0	1		mg/L	N/A	03/28/05	EPA 160.2
Chemical Oxygen Demand	ND	5.0	1		mg/L	N/A	03/29/05	EPA 410.4

Method Blank				N/A				Aqueous
--------------	--	--	--	-----	--	--	--	---------

Parameter	Result	RL	DF	Qual	Units	Date Prepared	Date Analyzed	Method
Solids, Total Suspended	ND	1.0	1		mg/L	N/A	03/28/05	EPA 160.2
Chemical Oxygen Demand	ND	5.0	1		mg/L	N/A	03/29/05	EPA 410.4

RL - Reporting Limit , DF - Dilution Factor , Qual - Qualifiers



Quality Control - Duplicate



Kiff Analytical
2795 2nd Street, Suite 300
Davis, CA 95616-6593

Date Received:
Work Order No:

03/26/05
05-03-1737

Project: Tesoro Station 67107

Matrix: Aqueous

Parameter	Method	QC Sample ID	Date Analyzed	Sample Conc	DUP Conc	RPD	RPD CL	Qualifiers
Chemical Oxygen Demand	EPA 410.4	05-03-1609-1	03/29/05	880	890	1	0-25	
Solids, Total Suspended	EPA 160.2	05-03-1726-10	03/28/05	ND	ND	NA	0-25	

RPD - Relative Percent Difference , CL - Control Limit


7440 Lincoln Way, Garden Grove, CA 92841-1427 • TEL:(714) 895-5494 • FAX: (714) 894-7501

Glossary of Terms and Qualifiers



Work Order Number: 05-03-1737

<u>Qualifier</u>	<u>Definition</u>
*	See applicable analysis comment.
1	Surrogate compound recovery was out of control due to a required sample dilution, therefore, the sample data was reported without further clarification.
2	Surrogate compound recovery was out of control due to matrix interference. The associated method blank surrogate spike compound was in control and, therefore, the sample data was reported without further clarification.
3	Recovery of the Matrix Spike or Matrix Spike Duplicate compound was out of control due to matrix interference. The associated LCS and/or LCSD was in control and, therefore, the sample data was reported without further clarification.
4	The MS/MSD RPD was out of control due to matrix interference. The LCS/LCSD RPD was in control and, therefore, the sample data was reported without further clarification.
5	The PDS/PDSD associated with this batch of samples was out of control due to a matrix interference effect. The associated batch LCS/LCSD was in control and, hence, the associated sample data was reported with no further corrective action required.
A	Result is the average of all dilutions, as defined by the method.
B	Analyte was present in the associated method blank.
C	Analyte presence was not confirmed on primary column.
E	Concentration exceeds the calibration range.
H	Sample received and/or analyzed past the recommended holding time.
J	Analyte was detected at a concentration below the reporting limit and above the laboratory method detection limit. Reported value is estimated.
N	Nontarget Analyte.
ND	Parameter not detected at the indicated reporting limit.
Q	Spike recovery and RPD control limits do not apply resulting from the parameter concentration in the sample exceeding the spike concentration by a factor of four or greater.
U	Undetected at the laboratory method detection limit.
X	% Recovery and/or RPD out-of-range.
Z	Analyte presence was not confirmed by second column or GC/MS analysis.



1737



2795 Second Street, Suite 300
 Davis, CA 95616
 Lab: 530.297.4800
 Fax: 530.297.4808

Cal Science Environmental
 7440 Lincoln Way
 Garden Grove, CA 92841
 714-895-5494

05-03-1737

Lab No. _____ Page 1 of 1

Project Contact (Hardcopy or PDF to): Joel Kiff **Geotracker COELT EDD REPORT?** YES NO **Chain-of-Custody Record and Analysis Request**

Company/Address: Kiff Analytical, LLC **Sampling Company Log Code:** _____ **Analysis Request** **Date Due:** _____

Phone No.: _____ FAX No.: _____ **Global ID:** _____


Project Number: 67107 P.O. No.: 42981 **EDF Deliverable to (Email Address):** _____

Project Name: Tesoro Station 67107 **E-mail address:** inbox@kiffanalytical.com

Project Address: _____ **Sampling** **Container** **Preservative** **Matrix**

Sample Designation	Date	Time	Container							Preservative				Matrix			TSS	C.O.D	Date Due	For Lab Use Only			
			250-Glass Bot	Poly	Amber	Sleeve	Tedlar	H ₂ SO ₄	HNO ₃	ICE	NONE	WATER	SOIL	AIR									
GW-Eff	3/24/05	7:30	1	1					X	X	X	X				X	X				X		

Relinquished by: <u>Joel Kiff</u> Kiff Analytical	Date: <u>3/25/05</u>	Time: <u>1200</u>	Received by: _____	Remarks: _____
Relinquished by: _____	Date: _____	Time: _____	Received by: _____	
Relinquished by: <u>Cal Overnight</u>	Date: <u>3/25/05</u>	Time: <u>09:00</u>	Received by: <u>forlyust...</u> (ca)	
Bill to: _____				



WORK ORDER #:

05 - 03 - 1737

Cooler 1 of 1

SAMPLE RECEIPT FORM

CLIENT: KIFF

DATE: 03/20/05

TEMPERATURE - SAMPLES RECEIVED BY:

CALSCIENCE COURIER:

Chilled, cooler with temperature blank provided.

Chilled, cooler without temperature blank.

Chilled and placed in cooler with wet ice.

Ambient and placed in cooler with wet ice.

Ambient temperature.

°C Temperature blank.

LABORATORY (Other than Calscience Courier):

3.1 °C Temperature blank.

°C IR thermometer.

Ambient temperature.

Initial: PW

CUSTODY SEAL INTACT:

Sample(s): _____ Cooler: No (Not Intact): _____ Not Applicable (N/A): _____

Initial: PW

SAMPLE CONDITION:

	Yes	No	N/A
Chain-Of-Custody document(s) received with samples.....	<input checked="" type="checkbox"/>	<input type="checkbox"/>	<input type="checkbox"/>
Sample container label(s) consistent with custody papers.....	<input checked="" type="checkbox"/>	<input type="checkbox"/>	<input type="checkbox"/>
Sample container(s) intact and good condition.....	<input checked="" type="checkbox"/>	<input type="checkbox"/>	<input type="checkbox"/>
Correct containers for analyses requested.....	<input checked="" type="checkbox"/>	<input type="checkbox"/>	<input type="checkbox"/>
Proper preservation noted on sample label(s).....	<input checked="" type="checkbox"/>	<input type="checkbox"/>	<input type="checkbox"/>
VOA vial(s) free of headspace.....	<input type="checkbox"/>	<input type="checkbox"/>	<input checked="" type="checkbox"/>
Tedlar bag(s) free of condensation.....	<input type="checkbox"/>	<input type="checkbox"/>	<input checked="" type="checkbox"/>

Initial: PW

COMMENTS:



2795 2nd Street, Suite 300
 Davis, CA 95616
 Lab: 530.297.4800
 Fax: 530.297.4808

Lab No. 42981

Page 1 of 1

Project Contact (Hardcopy or PDF To): Richard Munsch
 California EDF Report? Yes No

Chain-of-Custody Record and Analysis Request

Company/Address: RDM Environmental

Recommended but not mandatory to complete this section:
 Sampling Company Log Code:

Phone No.: (916) 415-1134 FAX No.: (916) 415-1154
 Project Number: 67107 P.O. No.: 67107

Global ID:
 EDF Deliverable To (Email Address):

Project Name: Tesoro Station 67107

Sampler Signature: [Signature]

Project Address: San Lorenzo, CA

Sampling		Container	Preservative				Matrix		
Date	Time	40 ml VOA SLEEVE	HCl	HNO ₃	ICE	NONE	H ₂ O ₂	WATER	SOIL

Sample Designation

Sample Designation	Date	Time	40 ml VOA SLEEVE	Container	Preservative	Matrix	BTEX (8021B)	BTEX/TPH Gas/MTBE (8021B/M8015)	TPH as Diesel (M8015)	TPH as Motor Oil (M8015)	TPH Gas/BTEX/MTBE (8260B)	5 Oxygenates/TPH Gas/BTEX (8260B)	7 Oxygenates/TPH Gas/BTEX (8260B)	5 Oxygenates (8260B)	7 Oxygenates (8260B)	Lead Scav. (1,2 DCA & 1,2 EDB - 8260B)	EPA 8260B (Full List)	Volatile Halocarbons (EPA 8260B)	Lead (7421/239.2) TOTAL (X) W.E.T. (X)	TAT	For Lab Use Only	
							CO.D	TS	12 hr/24 hr/48 hr/72 hr/1 wk													
GW-STAT	3/24/05	7:15	2	Polystyrene							X	X										
GW-DAT-Eff	3/24/05	7:40	2		X						X	X										01
GW-MIDZ	3/24/05	7:55	2		X						X	X										02
GW-Eff	3/24/05	7:30	2	11	X	XX					X	X							XX			03

Relinquished by: <u>[Signature]</u>	Date	Time	Received by:
Relinquished by: _____	Date	Time	Received by: _____
Relinquished by: _____	Date	Time	Received by Laboratory:
	<u>032505</u>	<u>1550</u>	<u>Bick TB</u>

Remarks: STAT

Bill to: Tesoro Petroleum / Rob Donavan



Report Number : 43050

Date : 4/5/2005

Richard Munsch
RDM Environmental
6280 Brookshire Drive
Rocklin, CA 95677

Subject : 1 Water Sample
Project Name : Tesoro Station 67107
Project Number : 67107
P.O. Number : 67107

Dear Mr. Munsch,

Chemical analysis of the samples referenced above has been completed. Summaries of the data are contained on the following pages. Sample(s) were received under documented chain-of-custody. US EPA protocols for sample storage and preservation were followed.

Kiff Analytical is certified by the State of California (# 2236). If you have any questions regarding procedures or results, please call me at 530-297-4800.

Sincerely,



Joel Kiff



Analysis Summary

Report Number : 43050

Date : 4/5/2005

Attention : Richard Munsch
RDM Environmental
6280 Brookshire Drive
Rocklin, CA 95677

Project Name : Tesoro Station 67107
Project Number : 67107

Sample Name		GW-INF		
Sample Date		3/28/2005		
Analyte	Method	Units	MRL	Results
Benzene	EPA 8260B	ug/L	0.50	0.55
Toluene	EPA 8260B	ug/L	0.50	ND
Ethylbenzene	EPA 8260B	ug/L	0.50	ND
Total Xylenes	EPA 8260B	ug/L	0.50	ND
Methyl-t-butyl ether (MTBE)	EPA 8260B	ug/L	0.50	51
Diisopropyl ether (DIPE)	EPA 8260B	ug/L	0.50	ND
Ethyl-t-butyl ether (ETBE)	EPA 8260B	ug/L	0.50	ND
Tert-amyl methyl ether (TAME)	EPA 8260B	ug/L	0.50	ND
Tert-Butanol	EPA 8260B	ug/L	5.0	11
TPH as Gasoline	EPA 8260B	ug/L	50	ND
Toluene - d8 (Surr)	EPA 8260B	%		92.8
4-Bromofluorobenzene (Surr)	EPA 8260B	%		94.7

MRL = Method Reporting Limit
ND = Not Detected

Approved By,



Joel Kiff

2795 2nd St., Suite 300 Davis, CA 95616 530-297-4800
ELAP # 2236



2795 2nd Street, Suite 300
 Davis, CA 95616
 Lab: 530.297.4800
 Fax: 530.297.4808

Lab No. 43050

Page 1 of 1

Project Contact (Hardcopy or PDF To): RAM California EDF Report? Yes No

Chain-of-Custody Record and Analysis Request

Company/Address: RAM Recommended but not mandatory to complete this section:
 Sampling Company Log Code:

Analysis Request

Phone No.: (916) 415-1124 FAX No.: (916) 415-1124 Global ID:
 Project Number: 67107 P.O. No.: 67107 EDF Deliverable To (Email Address):

Project Name: Tecoma Station 67107 Sampler Signature: [Signature]

Project Address: San Lorenzo CA

Sample Designation	Sampling		Container				Preservative				Matrix		BTEX (8021B)	BTEX/TPH Gas/MTBE (8021B/M8015)	TPH as Diesel (M8015)	TPH as Motor Oil (M8015)	TPH Gas/BTEX/MTBE (8260B)	5 Oxygenates/TPH Gas/BTEX (8260B)	7 Oxygenates/TPH Gas/BTEX (8260B)	5 Oxygenates (8260B)	7 Oxygenates (8260B)	Lead Scav. (1,2 DCA & 1,2 EDB - 8260B)	EPA 8260B (Full List)	Volatile Halocarbons (EPA 8260B)	Lead (7421/239.2) TOTAL (X) W.E.T. (X)	TAT	For Lab Use Only		
	Date	Time	40 ml VOA	SLEEVE			HCl	HNO ₃	ICE	NONE	WATER	SOIL																	
<u>GW-14F</u>	<u>3/28/15</u>	<u>12:40</u>	<u>2</u>					<u>X</u>										<u>X</u>											<u>01</u>

Sample Designation	Sampling		Container				Preservative				Matrix		BTEX (8021B)	BTEX/TPH Gas/MTBE (8021B/M8015)	TPH as Diesel (M8015)	TPH as Motor Oil (M8015)	TPH Gas/BTEX/MTBE (8260B)	5 Oxygenates/TPH Gas/BTEX (8260B)	7 Oxygenates/TPH Gas/BTEX (8260B)	5 Oxygenates (8260B)	7 Oxygenates (8260B)	Lead Scav. (1,2 DCA & 1,2 EDB - 8260B)	EPA 8260B (Full List)	Volatile Halocarbons (EPA 8260B)	Lead (7421/239.2) TOTAL (X) W.E.T. (X)	TAT	For Lab Use Only		
	Date	Time	40 ml VOA	SLEEVE			HCl	HNO ₃	ICE	NONE	WATER	SOIL																	
<u>GW-14F</u>	<u>3/28/15</u>	<u>12:40</u>	<u>2</u>					<u>X</u>										<u>X</u>											<u>01</u>

Relinquished by: <u>[Signature]</u>	Date: <u>033105</u>	Time: <u>1040</u>	Received by: _____	Remarks: <u>STAT</u>
Relinquished by: _____	Date: _____	Time: _____	Received by: _____	
Relinquished by: _____	Date: <u>033105</u>	Time: <u>1040</u>	Received by Laboratory: <u>Michelle Spencer Kiff Analytical</u>	

Bill to: Tecoma Retulany / Rob Bonham



Report Number : 42984

Date : 3/29/2005

Richard Munsch
RDM Environmental
6280 Brookshire Drive
Rocklin, CA 95677

Subject : 1 Vapor Sample
Project Name : Tesoro Station 67107
Project Number : 67107
P.O. Number : 67107

Dear Mr. Munsch,

Chemical analysis of the samples referenced above has been completed. Summaries of the data are contained on the following pages. Sample(s) were received under documented chain-of-custody. US EPA protocols for sample storage and preservation were followed.

Kiff Analytical is certified by the State of California (# 2236). If you have any questions regarding procedures or results, please call me at 530-297-4800.

Sincerely,



Joel Kiff



Report Number : 42984

Date : 3/29/2005

Analysis Summary

Attention : Richard Munsch
RDM Environmental
6280 Brookshire Drive
Rocklin, CA 95677

Project Name : Tesoro Station 67107
Project Number : 67107

Sample Name		DAT-Eff		
Sample Date		3/24/2005		
Analyte	Method	Units	MRL	Results
Benzene	EPA 8260B	ppmv	0.050	ND
Toluene	EPA 8260B	ppmv	0.050	ND
Ethylbenzene	EPA 8260B	ppmv	0.050	ND
Total Xylenes	EPA 8260B	ppmv	0.050	ND
Methyl-t-butyl ether (MTBE)	EPA 8260B	ppmv	0.050	ND
Diisopropyl ether (DIPE)	EPA 8260B	ppmv	0.050	ND
Ethyl-t-butyl ether (ETBE)	EPA 8260B	ppmv	0.050	ND
Tert-amyl methyl ether (TAME)	EPA 8260B	ppmv	0.050	ND
Tert-Butanol	EPA 8260B	ppmv	0.50	ND
TPH as Gasoline	EPA 8260B	ppmv	5.0	8.6
Toluene - d8 (Surr)	EPA 8260B	%		96.4
4-Bromofluorobenzene (Surr)	EPA 8260B	%		86.2

MRL = Method Reporting Limit
ND = Not Detected

Approved By,

Joel Kiff



2795 2nd Street, Suite 300
 Davis, CA 95616
 Lab: 530.297.4800
 Fax: 530.297.4808

Lab No. 42984

Page 1 of 1

Project Contact (Hardcopy or PDF To): Richard Munsch California EDF Report? Yes No **Chain-of-Custody Record and Analysis Request**

Company/Address: RDM Environmental
 Recommended but not mandatory to complete this section:
 Sampling Company Log Code:

Phone No.: (916) 415-1134 FAX No.: (916) 415-1134 Global ID:

Project Number: 67107 P.O. No.: 67107 EDF Deliverable To (Email Address):

Project Name: Tesoro Station 67107 Sampler Signature: *[Signature]*

Project Address: San Lorenz CA

Sample Designation	Sampling		Container				Preservative				Matrix			BTEX (8021B)	BTEX/TPH Gas/MTBE (8021B/M8015)	TPH as Diesel (M8015)	TPH as Motor Oil (M8015)	TPH Gas/BTEX/MTBE (8260B)	5 Oxygenates/TPH Gas/BTEX (8260B)	7 Oxygenates/TPH Gas/BTEX (8260B)	5 Oxygenates (8260B)	7 Oxygenates (8260B)	Lead Scav. (1,2 DCA & 1,2 EDB - 8260B)	EPA 8260B (Full List)	Volatile Halocarbons (EPA 8260B)	Lead (7421/239.2) TOTAL (X) W.E.T. (X)	TAT	For Lab Use Only	
	Date	Time	40 ml VOA	SLEEVE	Feeder	HCl	HNO ₃	ICE	NONE	WATER	SOIL	Air																	
DAT - EFF	3/24/05	8:00			X																						X	91	

Relinquished by: *[Signature]* Date: _____ Time: _____ Received by: _____
 Relinquished by: _____ Date: _____ Time: _____ Received by: _____
 Relinquished by: _____ Date: 03/25/05 Time: 1550 Received by Laboratory: B. G. B. *KIFF Analytical*
 Remarks: STAT
 Bill to: Tesoro Petroleum *Rob Donovan*