

RD-498

Kelleher & Associates
Environmental Management

1658 E. Capitol Expy PMB 293
San Jose, CA 95121
Phone: (408) 528-7719
Fax: (408) 528-7720
bkellehr@ix.netcom.com

May 22, 2003

Eva Chu
Alameda County Health Care Services Agency
1131 Harbor Bay Parkway, Room 250
Alameda, CA 94502

Susan Keach
Oro Loma Sanitary District
2600 Grant Avenue
San Lorenzo, CA 94580

Alameda County
MAY 28 2003
Environmental Health

Site: TESORO STATION # 67107 (former Beacon # 3721), 44 Lewelling Blvd, San Lorenzo, CA
Re: Technical Report Submittal

Dear Ms. Chu and Ms. Keach:

Please find enclosed herewith a copy of the following technical report prepared by RDM, Roseville, CA:


Quarterly Groundwater Monitoring and Remediation Status Report First Quarter 2003 dated May 1, 2003.

As an authorized representative of Tesoro Petroleum and Refining Company (Tesoro), I have reviewed the enclosed report and declare under penalty of perjury that to the best of my knowledge the information contained in the report is true and correct


The report covers the groundwater-monitoring event Doulas Environmental conducted on February 20, 2003 during which they sounded twelve monitoring wells, and purged and sampled five wells. At the request of the Regional Board, RDM also sampled two private water-supply wells at 15800 and 15808 Via Cordoba Road, San Lorenzo on two occasions during the first quarter 2003. All the groundwater samples were submitted for certified analyses of total petroleum hydrocarbon constituents, BTEX, MTBE and other fuel oxygenates using EPA Method 8260B. MTBE was detected at 0.8 ppb in one of the initial private well samples, but MTBE was not detected in the follow-up sample. The next groundwater-monitoring event is scheduled for the second quarter 2003.

The report also covers operation of remedial processes for groundwater extraction/treatment (GET) and sparging-enhanced soil vapor extraction (SVE) during the first quarter 2003. During this period the GET system extracted 415,420 gallons of groundwater and the SVE system extracted 16 pounds of gasoline vapors. Tesoro has contracted RDM to continue operations through calendar year 2003.

Sincerely,


Brian T. Kelleher
Project Coordinator

Enclosure: CC with enclosure: Robert Donovan, Tesoro; Glenn Dembroff, Ultramar; Richard Munsch, RDM (cover letter only).



Environmental

1704 Via Riata, Roseville, CA 95747

Tel: (916) 771-7098, FAX : (916) 771-4584

May 1, 2003

Mr. Rob Donovan
Tesoro Petroleum Companies, Inc.
3450 S. 344th Way, Suite 100
Auburn, Washington 98001-5931

Subject: *Quarterly Ground Water Monitoring and
Remediation System Status Report, First Quarter 2003*
Tesoro Station No. 67107
(Former Beacon Station No. 3721)
44 Lewelling Boulevard
San Lorenzo, California
RDM Project No. 02-67107

Alameda County
MAY 20 2003
Environmental Health

Dear Mr. Donovan:

On Behalf of Tesoro Refining and Marketing Company, RDM Environmental (RDM) is submitting the following quarterly monitoring report to the Alameda County Environmental Health Department (ACEHD). This report describes quarterly ground water monitoring and remediation system status for the **First Quarter 2003**.

Work Performed During the First Quarter 2003:

- Doulos Environmental Inc. performed ground water sampling on **February 20, 2003**.
- RDM conducted operation and maintenance on the remediation system.
- On **March 20, 2003**, RDM sampled the two domestic wells at 15800 and 15808 Via Cordoba in San Lorenzo as requested by the ACEHD. These two domestic water wells are used for landscape irrigation. The analytical results of the domestic well samples are presented in Table 1.

STATUS OF GROUND WATER MONITORING

Cumulative ground water sampling information is summarized in Table 1. A site location map, site detail map, ground water elevation map, and benzene, total petroleum hydrocarbons as gasoline, and methyl-t-butyl ether isoconcentration maps are shown on Figures 1 through 6, respectively. The site history is included in Enclosure A, the quarterly monitoring data sheets are included in Enclosure B and the ground water analytical results and domestic well analytical results are included in Enclosure C.

- Local ground water flows towards recovery well RW-1 and historical ground water flow direction is to the southwest.

STATUS OF REMEDIATION SYSTEM

Operation and maintenance is performed bi-monthly by RDM on a remediation system consisting of ground water treatment, soil vapor extraction (SVE) and air sparging components. Details of system performance and cumulative totals are tabulated in Tables 2 through 4. A process flow diagram showing details of the system is shown as Figure 7. The locations of the two domestic wells sampled by RDM are illustrated in Figure 8.

Operation & Maintenance Site Visits:

- Operation and maintenance site visits were conducted for the **First Quarter 2003** on:
 - **January 3 and 29, 2003**
 - **February 17 and 20, 2003**
 - **March 4 and 20, 2003**

Ground Water Extraction System Performance:

- The ground water treatment system operated continuously during the **First Quarter 2003**.
- During the **First Quarter 2003**, the ground water system processed **415,420** gallons.
- As of **March 20, 2003**, the ground water system has processed approximately **2,012,550** gallons.
- The ground water system performance data is included in Table 2 and the remediation system analytical results are included in Enclosure D.
- Ground water is extracted from recovery well RW-1.

Soil Vapor Extraction System Performance:

- The SVE system operated continuously during the **First Quarter 2003**.
- During the **First Quarter 2003**, the SVE system removed **16** pounds of vapor equivalent gasoline.
- As of **March 20, 2003**, the SVE system has removed approximately **167.1** pounds (**27.4** gallons) of vapor equivalent gasoline.
- The SVE analytical results are summarized in Table 3 and the SVE system performance data is included in Table 4. The remediation system analytical results are included in Enclosure D.
- Soil vapor extraction is currently being conducted on wells MW-2, MW-3 and RW-1.

Air Sparging System Performance:

- The air sparging system operated continuously during the **First Quarter 2003**.
- Air sparging is currently being conducted on monitoring wells MW-2 and MW-4 and air sparging wells AS-1, AS-2 and AS-3.
- The air compressor is on a 50/50 duty cycle.

CONCLUSIONS/RECOMMENDATIONS

RDM recommends continued operation of the remediation system and quarterly ground water monitoring.

The interpretations contained in this report represent our professional opinions and are based, in part, on information supplied by the client. These opinions are based on currently available information and are

Mr. Rob Donovan
Tesoro Petroleum Companies, Inc.
May 1, 2003
Page 3

arrived at in accordance with currently accepted hydrogeologic and engineering practices at this time and location. Other than this, no warranty is implied or intended.


RDM recommends a copy of this report be forward to the following people:

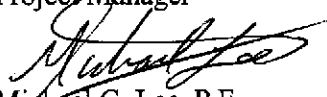
Ms. Eva Chu
Alameda County
Environmental Health Department
470 27th Street, Room 322
Oakland, CA 94612


Mr. Steven Ritchie – California Regional Water Quality Control Board
San Francisco Bay Region
1515 Clay Street, Suite 1400
Oakland, CA 94612

If you have any questions concerning this project, please contact Richard Munsch at (916) 771-7098.

RDM ENVIRONMENTAL


Richard D. Munsch
Project Manager


Michael G. Lee, P.E.
California Registered Civil Engineer No. C055795



RDM (3721 1Q GWM 2-20-03)

Enclosures:

- Enclosure A: Site Background Information
- Enclosure B: Ground Water Sampling Information
- Enclosure C: Ground Water Monitoring Analytical Results
- Enclosure D: Remediation System Analytical Results
- Enclosure E: EDF Confirmation Sheet

TABLE 1

GROUND WATER MONITORING DATA

Tesoro Station No. 67107
 Former Beacon Station No. 3721
 44 Lewelling Boulevard
 San Lorenzo, California

Monitoring Well	Date	Top of Riser Elevation (ft)	Depth to Water (ft)	Ground Water Elevation (ft)	Benzene (µg/L)	Toluene (µg/L)	Ethyl-benzene (µg/L)	Total Xylenes (µg/L)	TPH as gasoline (µg/L)	MTBE (µg/L)	Oxygenates (µg/L)	Comments
MW-1	05/28/98	43.67	NM	NC	120	<10	39	55	7,800	9,300	NA	No free product or sheen
(Cont.)	08/19/98		14.58	29.09	12	<2.5	6.0 ^c	3.8 ^c	<250 ^c	2,200	NA	No free product or sheen
	11/17/98		15.39	28.28	8.3	<2.5	9.2	7.6	860	4,200	NA	No free product or sheen
	02/18/99		13.52	30.15	2.7	<2.5	<2.5	3.9	310	4,200	NA	No free product or sheen
	06/24/99		15.02	28.65	10	<2.5	12	6.5	860	3,400	NA	No free product or sheen
	08/30/99		15.87	27.80	2.0	<0.5	3.9	2.0	140	2,800	NA	No free product or sheen
	11/09/99		16.65	27.02	<0.5	<0.5	3.1	2.0	170	1,500	NA	No free product or sheen
	03/22/00		13.96	29.71	2.8	<2.0	3.6	<2.0	<200	1,200	NA	No free product or sheen
	06/12/00		15.23	28.44	1.3	<1.0	<1.0	<1.0	190	640	NA	No free product or sheen
	11/15/00		17.05	26.62	<1.0	<0.1	<1.0	<1.0	240	960	NA	No free product or sheen
	02/26/01		15.46	28.21	1.2	<1.0	<1.0	<1.0	<100	2,800	NA	No free product or sheen
	05/21/01		16.22	27.45	<2.0	<2.0	<2.0	<2.0	<200	540	NA	No free product or sheen
	09/05/01		11.25	32.42	7.0	<2.0	<2.0	<2.0	<200	550	NA	No free product or sheen
	11/07/01		18.01	25.66	<2.0	<2.0	<2.0	<2.0	290	750	NA	No free product or sheen
	02/11/02	45.98	15.77	30.21	<1.0	<1.0	<1.0	<1.0	270	450	NA	No free product or sheen
	06/03/02		16.35	29.63	<2.0	<2.0	<2.0	<2.0	310	610	26 ^c	No free product or sheen
	08/06/02		17.00	28.98	<0.5	<0.5	<0.5	<0.5	170	540	20 ^c	No free product or sheen
	11/14/02		16.93	29.05	<2.0	<2.0	<2.0	<2.0	490	900	ND	No free product or sheen
	02/20/03		15.74	30.24	<1.0	<1.0	<1.0	<1.0	210	320	ND	No free product or sheen

TABLE 1

GROUND WATER MONITORING DATA

Tesoro Station No. 67107
 Former Beacon Station No. 3721
 44 Lewelling Boulevard
 San Lorenzo, California

Monitoring Well	Date	Top of Riser Elevation (ft)	Depth to Water (ft)	Ground Water Elevation (ft)	Benzene (µg/L)	Toluene (µg/L)	Ethyl-benzene (µg/L)	Total Xylenes (µg/L)	TPH as gasoline (µg/L)	MTBE (µg/L)	Oxygenates (µg/L)	Comments
MW-2	02/18/92	43.09	16.65	26.44	<0.5	<0.5	1.9	<0.5	1,600	NA	NA	
	05/14/92		16.64	26.45	1.2	1	1.3	<0.5	740	NA	NA	
	08/27/92		16.61	26.28	6.5	1.1	0.6	<0.5	1,400	NA	NA	
	11/19/92		19.91	23.18	<0.5	<0.5	2.7	<0.5	360	NA	NA	
	02/03/93		15.23	27.86	1.2	1.6	4.5	6.4	590	NA	NA	
	06/23/93		15.55	27.54	<0.5	<0.5	0.52	0.5	160	NA	NA	No free product or sheen
	09/22/93		17.22	25.87	<0.5	0.59	1.2	0.59	290	NA	NA	No free product or sheen
	01/24/94		17.20	25.89	<0.5	<0.5	0.68	<0.5	330	NA	NA	
	04/07/94		16.26	26.83	<0.5	<0.5	<0.5	4.4	490	NA	NA	No free product or sheen
	06/07/94		16.46	26.63	<0.5	<0.5	1.5	<0.5	550	NA	NA	No free product or sheen
	09/28/94		18.06	25.03	<0.5	<0.5	<0.5	<0.5	190	NA	NA	No free product or sheen
	12/14/94		16.86	26.23	7.2	0.84	<0.5	<0.5	1,400	NA	NA	No free product or sheen
	03/15/95		14.08	29.01	39	<0.5	0.53	<0.5	730	NA	NA	No free product or sheen
	06/13/95		14.67	28.42	8.3	<0.5	<0.5	<0.5	750 ^a	NA	NA	No free product or sheen
	09/28/95		16.07	27.02	<0.5	<0.5	<0.5	<0.5	670 ^a	NA	NA	No free product or sheen
	12/28/95		16.46	26.63	9.5	<5.0	<5.0	5.2	3,100	4,600	NA	No free product or sheen
	03/12/96		13.11	29.98	<1.3	<1.3	<1.3	<1.3	710	3,200	NA	No free product or sheen
	06/11/96		14.14	28.95	1.6	<1.3	<1.3	<1.3	1,900 ^a	5,100	NA	No free product or sheen
	10/02/96		15.71	27.38	<2.5	<2.5	<2.5	<2.5	2,800	7,900	NA	No free product or sheen
	01/28/97		12.05	31.04	<0.5	<0.5	<0.5	<0.5	130	210	NA	No free product or sheen
	05/20/97		14.65	28.44	120	16	<2.5	4.0	1,400	390	NA	No free product or sheen
	08/18/97		16.00	27.09	<2.5	<2.5	<2.5	<2.5	<250	2,000	NA	No free product or sheen
	09/29/97		NM	NC	NS	NS	NS	NS	NS	NS	NS	Not measured
	11/05/97		16.75	26.34	<2.5	<2.5	<2.5	<2.5	<250	2,900/2,900 ^b	NA	No free product or sheen
	03/31/98		11.54	31.55	<0.5	<0.5	<0.5	<0.5	<10,000	85,000	NA	No free product or sheen
	05/26/98		12.78	30.31	NS	NS	NS	NS	NS	NS	NS	No free product or sheen
	05/28/98		NM	NC	<500	<500	<500	<500	<50,000	97,000	NA	No free product or sheen
	08/19/98		14.40	28.69	<0.5	<0.5	<0.5	<0.5	210	22,000	NA	No free product or sheen
	11/17/98		15.18	27.91	<0.5	<0.5	<0.5	<0.5	<50	17,000	NA	No free product or sheen

TABLE 1

GROUND WATER MONITORING DATA

Tesoro Station No. 67107
 Former Beacon Station No. 3721
 44 Lewelling Boulevard
 San Lorenzo, California

Monitoring Well	Date	Top of Riser Elevation (ft)	Depth to Water (ft)	Ground Water Elevation (ft)	Benzene (µg/L)	Toluene (µg/L)	Ethyl-benzene (µg/L)	Total Xylenes (µg/L)	TPH as gasoline (µg/L)	MTBE (µg/L)	Oxygenates (µg/L)	Comments
MW-2	02/18/99	43.09	14.07	29.02	<0.5	<0.5	<0.5	<0.5	<50	13,000	NA	No free product or sheen
(Cont.)	06/24/99		14.70	28.39	<15	<0.5	<0.5	<0.5	180	39,000	NA	No free product or sheen
	08/30/99		15.46	27.63	<25	<25	<25	<25	<2,500	18,000	NA	No free product or sheen
	11/09/99		16.03	27.06	<5.0	<5.0	<5.0	<5.0	<500	14,000	NA	No free product or sheen
	03/22/00		13.05	30.04	<5.0	<5.0	<5.0	<5.0	<500	54,000	NA	No free product or sheen
	06/12/00		14.50	28.59	<20	<20	<20	<20	<2,000	53,000	NA	No free product or sheen
	11/15/00		16.28	26.81	<50	<50	<50	<50	<5,000	35,000	NA	No free product or sheen
	02/26/01		14.98	28.11	<20	<20	<20	<20	<2,000	2,800	NA	No free product or sheen
	05/21/01		15.45	27.64	<25	<25	<25	<25	<5,000	20,000	NA	No free product or sheen
	09/05/01		15.17	27.92	<20	<20	<20	<20	<2,000	12,000	NA	No free product or sheen
	11/07/01		17.05	26.04	<20	<20	<20	<20	<2,000	7,600	NA	No free product or sheen
	02/11/02	45.23	13.29	31.94	<5.0	<5.0	<5.0	<5.0	<500	1,500	NA	No free product or sheen
	06/03/02		14.84	30.39	<5.0	<5.0	<5.0	<5.0	<500	2,200	190 ^c	No free product or sheen
	08/06/02		14.85	30.38	<5.0	<5.0	<5.0	<5.0	<500	3,300	110 ^c	No free product or sheen
	11/14/02		15.35	29.88	<10	<10	<10	<10	<1,000	3200	120 ^c	No free product or sheen
	02/20/03		14.08	31.15	<0.5	<0.5	<0.5	<0.5	<50	160	ND	No free product or sheen

TABLE 1

GROUND WATER MONITORING DATA

Tesoro Station No. 67107
Former Beacon Station No. 3721
44 Lewelling Boulevard
San Lorenzo, California

Monitoring Well	Date	Top of Riser Elevation (ft)	Depth to Water (ft)	Ground Water Elevation (ft)	Benzene (µg/L)	Toluene (µg/L)	Ethyl-benzene (µg/L)	Total Xylenes (µg/L)	TPH as gasoline (µg/L)	MTBE (µg/L)	Oxygenates (µg/L)	Comments
MW-3	02/18/92	43.10	16.89	26.21		NS	NS	NS	NS	NS	NS	
	05/14/92		16.60	26.50	NS	NS	NS	NS	NS	NS	NS	
	05/15/92		NM	NC	6,300	5,900	1,700	6,100	160,000	NA	NA	
	08/27/92		18.96	24.14	NS	NS	NS	NS	NS	NS	NS	
	08/28/92		NM	NC	2,500	40,000	6,700	44,000	1,300,000	NA	NA	
	11/18/92		20.38	23.01	NS	NS	NS	NS	NS	NS	NS	
	11/19/92		NM	NC	NS	NS	NS	NS	NS	NS	NS	
	02/03/93		15.43	27.67	7,200	11,000	2,900	13,000	82,000	NA	NA	
	06/23/93		15.67	27.43	3,200	5,300	2,500	9,100	61,000	NA	NA	Product sheen
	09/22/93		17.20	25.90	12,000	14,000	3,900	18,000	94,000	NA	NA	No free product or sheen
	01/24/94		17.35	25.75	14,000	17,000	4,200	14,000	110,000	NA	NA	
	04/07/94		14.48	28.62	6,500	1,800	1,700	4,100	28,000	NA	NA	No free product or sheen
	06/07/94		13.37	29.73	6,400	2,300	1,500	3,500	27,000	NA	NA	Product sheen
	09/28/94		18.05	25.05	7,400	4,300	1,500	4,600	40,000	NA	NA	No free product or sheen
	12/14/94		16.92	26.18	17,000	21,000	3,900	22,000	140,000	NA	NA	Product sheen
	03/15/95		14.22	28.88	4,900	1,900	1,800	7,100	58,000	NA	NA	Product sheen
	06/13/95		14.49	28.61	7,200	2,900	1,200	4,600	44,000	NA	NA	Product sheen
	09/28/95		15.17	27.93	5,600	2,100	1,900	6,900	30,000	NA	NA	No free product or sheen
	12/28/95		15.45	27.65	32	5.8	18	4,700	16,000	360	NA	No free product or sheen
	01/30/96		NM	NC	850	800	190	1,700	8,700	430	NA	Not measured
	03/12/96		11.35	31.75	48	64	5.3	630	2,400	97	NA	No free product or sheen
	06/11/96		Dry	Dry	NS	NS	NS	NS	NS	NS	NS	Dry
	10/02/96		Dry	Dry	NS	NS	NS	NS	NS	NS	NS	Dry
	01/28/97		Dry	Dry	NS	NS	NS	NS	NS	NS	NS	Dry
	05/20/97		Dry	Dry	NS	NS	NS	NS	NS	NS	NS	Plugged at 14 feet
	07/10/97		NM	NC	<0.50	<0.50	<0.50	4.8	300	40	NA	Not measured
	08/18/97		16.05	27.05	480	8.4	100	230	3,600	170	NA	No free product or sheen
	09/29/97		NM	NC	740	8.6	160	240	3500	210	NA	Not measured
	11/05/97		16.78	26.32	870	15	180	210	4,100	240/210 ^b	NA	No free product or sheen

TABLE 1

GROUND WATER MONITORING DATA

Tesoro Station No. 67107
Former Beacon Station No. 3721
44 Lewelling Boulevard
San Lorenzo, California

Monitoring Well	Date	Top of Riser Elevation (ft)	Depth to Water (ft)	Ground Water Elevation (ft)	Benzene (µg/L)	Toluene (µg/L)	Ethyl-benzene (µg/L)	Total Xylenes (µg/L)	TPH as gasoline (µg/L)	MTBE (µg/L)	Oxygenates (µg/L)	Comments
MW-3	03/31/98	43.10	11.55	31.55	1,800	600	410	1,400	12,000	510	NA	No free product or sheen
(Cont.)	05/26/98		12.80	30.30	NS	NS	NS	NS	NS	NS	NA	No free product or sheen
	05/28/98		NM	NC	1,500	400	280	870	6,500	480	NA	No free product or sheen
	08/19/98		14.27	28.83	130	11	24	60	1,400	140	NA	No free product or sheen
	11/17/98		15.11	27.99	48	3.5	9.9	14	510	120	NA	No free product or sheen
	02/18/99		13.30	29.80	67	28	24	81	690	88	NA	No free product or sheen
	06/24/99		14.44	28.66	27	21	8.6	32	540	61	NA	No free product or sheen
	08/30/99		15.05	28.05	12	12	3.2	13	250	50	NA	No free product or sheen
	11/09/99		15.72	27.38	9.8	5.3	3.4	10	230	48	NA	No free product or sheen
	03/22/00		13.21	29.89	180	47	46	100	1,500	80	NA	No free product or sheen
	06/12/00		14.31	28.79	100	6.2	20	25	920	76	NA	No free product or sheen
	11/15/00		16.13	26.97	280	5.0	21	20	1,100	140	NA	No free product or sheen
	02/26/01		14.48	28.62	14	4.3	3.1	11	140	230	NA	No free product or sheen
	05/21/01		15.30	27.80	36	0.72	1.0	2.2	510	280	NA	No free product or sheen
	09/05/01		16.10	27.00	59	0.53	0.75	0.57	390	620	NA	No free product or sheen
	11/07/01		17.40	25.70	170	2.3	4.9	4.8	830	900	NA	No free product or sheen
	02/11/02	45.21	13.56	31.65	17	<2.5	4.7	7.9	370	1,200	NA	No free product or sheen
	06/03/02		15.54	29.67	120	<2.5	5.6	8.4	460	1,400	140 ^e	No free product or sheen
	08/06/02		16.20	29.01	110	<5.0	<5.0	<5.0	800	2,200	170 ^e	No free product or sheen
	11/14/02		16.50	28.71	89	<10	<10	<10	1,400	2,800	210 ^e	No free product or sheen
	02/20/03		14.99	30.22	14	<5.0	<5.0	<5.0	<500	2,300	97 ^e	No free product or sheen

TABLE 1

GROUND WATER MONITORING DATA

Tesoro Station No. 67107
Former Beacon Station No. 3721
44 Lewelling Boulevard
San Lorenzo, California

Monitoring Well	Date	Top of Riser Elevation (ft)	Depth to Water (ft)	Ground Water Elevation (ft)	Benzene (µg/L)	Toluene (µg/L)	Ethyl-benzene (µg/L)	Total Xylenes (µg/L)	TPH as gasoline (µg/L)	MTBE (µg/L)	Oxygenates (µg/L)	Comments
MW-4	02/18/92	44.66	18.51	26.15	<0.5	<0.5	12	21	5,100	NA	NA	
	05/14/92		18.22	26.44	<0.5	5.6	1.8	2.2	4,600	NA	NA	
	08/27/92		20.47	24.19	NS	NS	NS	NS	NS	NS	NS	
	08/28/92		NM	NC	6.6	1.3	1.6	3.1	1,700	NA	NA	
	11/19/92		21.58	23.08	<0.5	<0.5	<0.5	<0.5	400	NA	NA	
	02/03/93		16.98	27.68	<0.5	<0.5	<0.5	<0.5	1,100	NA	NA	
	06/23/93		17.23	27.43	<0.5	<0.5	<0.5	<0.5	120	NA	NA	No free product or sheen
	09/22/93		18.83	25.83	<0.5	<0.5	<0.5	<0.5	110	NA	NA	No free product or sheen
	01/24/94		18.86	25.80	<0.5	<0.5	<0.5	<0.5	260	NA	NA	
	04/07/94		17.90	26.76	<0.5	<0.5	<0.5	<0.5	430	NA	NA	No free product or sheen
	06/07/94		18.08	26.58	<0.5	<0.5	<0.5	<0.5	150	NA	NA	No free product or sheen
	09/28/94		19.70	24.96	<0.5	<0.5	<0.5	<0.5	75	NA	NA	No free product or sheen
	12/14/94		18.55	26.11	<0.5	<0.5	<0.5	<0.5	160	NA	NA	No free product or sheen
	03/15/95		16.14	28.52	<0.5	<0.5	<0.5	<0.5	500	NA	NA	No free product or sheen
	06/13/95		16.41	28.25	<0.5	<0.5	<0.5	<0.5	210 ^a	NA	NA	No free product or sheen
	09/28/95		17.88	26.78	<0.5	<0.5	<0.5	<0.5	140 ^a	NA	NA	No free product or sheen
	12/28/95		17.81	26.85	<0.5	<0.5	<0.5	<0.5	510 ^a	<5.0	NA	No free product or sheen
	03/12/96		14.77	29.89	<0.5	<0.5	<0.5	<0.5	<50	<5.0	NA	No free product or sheen
	06/11/96		15.88	28.78	<0.5	<0.5	<0.5	<0.5	50 ^a	<5.0	NA	No free product or sheen
	10/02/96		17.40	27.26	<0.5	<0.5	<0.5	<0.5	<50	<5.0	NA	No free product or sheen
	01/28/97		14.11	30.55	<0.5	<0.5	<0.5	<0.5	270 ^a	<5.0	NA	No free product or sheen
	05/20/97		16.24	28.42	<0.5	<0.5	<0.5	<0.5	<50	<5.0	NA	No free product or sheen
	08/18/97		17.59	27.07	<0.5	<0.5	<0.5	<0.5	<50	<5.0	NA	No free product or sheen
	09/29/97		NM	NC	NS	NS	NS	NS	NS	NS	NS	Not measured
	11/05/97		18.24	26.42	<0.5	<0.5	<0.5	<0.5	<50	<5.0/<0.5 ^b	NA	No free product or sheen
	03/31/98		13.61	31.05	<0.5	<0.5	<0.5	<0.5	110	<5.0	NA	No free product or sheen
	05/26/98		14.78	29.88	NS	NS	NS	NS	NS	NS	NS	No free product or sheen
	05/28/98		NM	NC	<0.5	<0.5	<0.5	<0.5	94	<5.0	NA	No free product or sheen
	08/19/98		16.15	28.51	<0.5 ^c	<0.5 ^c	<0.5 ^c	<0.5 ^c	120 ^c	46 ^c	NA	No free product or sheen

TABLE 1

GROUND WATER MONITORING DATA

Tesoro Station No. 67107
Former Beacon Station No. 3721
44 Lewelling Boulevard
San Lorenzo, California

Monitoring Well	Date	Top of Riser Elevation (ft)	Depth to Water (ft)	Ground Water Elevation (ft)	Benzene (µg/L)	Toluene (µg/L)	Ethyl-benzene (µg/L)	Total Xylenes (µg/L)	TPH as gasoline (µg/L)	MTBE (µg/L)	Oxygenates (µg/L)	Comments
MW-4	11/17/98	44.66	16.93	27.73	1.3	<0.5	<0.5	<0.5	<50	780	NA	No free product or sheen
(Cont.)	02/18/99		15.30	29.36	8.2	<0.5	<0.5	<0.5	130	240	NA	No free product or sheen
	06/24/99		16.35	28.31	<1.0	<0.5	<0.5	<0.5	<50	2,100	NA	No free product or sheen
	08/30/99		17.12	27.54	NS	NS	NS	NS	NS	NS	NS	Not sampled
	11/09/99		17.60	27.06	<0.5	<0.5	<0.5	<0.5	<50	2,500	NA	No free product or sheen
	03/22/00		14.98	29.68	<0.5	<0.5	<0.5	<0.5	69	12,000	NA	No free product or sheen
	06/12/00		16.26	28.40	<20	<20	<20	<20	<2,000	17,000	NA	No free product or sheen
	11/15/00		17.98	26.68	<1.0	<1.0	<1.0	<1.0	<100	17,000	NA	No free product or sheen
	02/26/01		16.31	28.35	NS	NS	NS	NS	NS	NS	NS	Not Sampled
	05/21/01		17.15	27.51	<25	<25	<25	<25	<5,000	13,000	NA	No free product or sheen
	09/05/01		18.22	26.44	NS	NS	NS	NS	NS	NS	NA	Not Sampled
	11/07/01		19.01	25.65	<10	<10	<10	<10	<1,000	3,800	NA	No free product or sheen
	02/11/02	46.98	16.68	30.30	NS	NS	NS	NS	NS	NS	NA	Not Sampled
	06/03/02		17.29	29.69	<2.0	<2.0	<2.0	<2.0	<200	1,100	38 ^e , 2.0 ^f	No free product or sheen
	08/06/02		17.92	29.06	NS	NS	NS	NS	NS	NS	NA	Not Sampled
	11/14/02		17.92	29.06	<2.0	<2.0	<2.0	<2.0	<200	700	ND	No free product or sheen
	02/20/03		16.72	30.26	NS	NS	NS	NS	NS	NS	NA	Not Sampled

TABLE 1

GROUND WATER MONITORING DATA

Tesoro Station No. 67107
 Former Beacon Station No. 3721
 44 Lewelling Boulevard
 San Lorenzo, California

Monitoring Well	Date	Top of Riser Elevation (ft)	Depth to Water (ft)	Ground Water Elevation (ft)	Benzene (µg/L)	Toluene (µg/L)	Ethyl-benzene (µg/L)	Total Xylenes (µg/L)	TPH as gasoline (µg/L)	MTBE (µg/L)	Oxygenates (µg/L)	Comments
MW-5	02/18/92	43.79	17.37	26.42	<0.5	<0.5	<0.5	<0.5	<50	NA	NA	
	05/14/92		17.29	26.50	<0.5	<0.05	<0.5	<0.5	<50	NA	NA	
	08/27/92		22.18	21.61	<0.5	<0.5	<0.5	<0.5	<50	NA	NA	
	11/19/92		20.68	23.11	<0.5	<0.5	<0.5	<0.5	<50	NA	NA	
	02/03/93		15.91	27.88	3.0	2.7	8.0	9.9	55	NA	NA	
	06/23/93		16.24	27.55	<0.5	<0.5	<0.5	<0.5	<50	NA	NA	No free product or sheen
	09/22/93		17.93	25.86	0.66	1.1	<0.5	0.6	<50	NA	NA	No free product or sheen
	01/24/94		17.82	25.97	<0.5	<0.5	<0.5	<0.5	<50	NA	NA	
	04/07/94		16.91	26.88	<0.5	<0.5	<0.5	<0.5	<50	NA	NA	No free product or sheen
	06/07/94		17.10	26.69	<0.5	<0.5	<0.5	<0.5	<50	NA	NA	No free product or sheen
	09/28/94		18.73	25.06	<0.5	<0.5	<0.5	<0.5	<50	NA	NA	No free product or sheen
	12/14/94		17.53	26.26	<0.5	<0.5	<0.5	<0.5	<50	NA	NA	No free product or sheen
	03/15/95		14.96	28.83	<0.5	<0.5	<0.5	<0.5	<50	NA	NA	No free product or sheen
	06/13/95		15.30	28.49	<0.5	0.52	<0.5	<0.5	<50	NA	NA	No free product or sheen
	09/28/95		16.74	27.05	<0.5	<0.5	<0.5	<0.5	<50	NA	NA	No free product or sheen
	12/28/95		15.10	28.69	<0.5	<0.5	<0.5	<0.5	120	<5.0	NA	No free product or sheen
	03/12/96		13.67	30.12	<0.5	<0.5	<0.5	<0.5	<50	9	NA	No free product or sheen
	06/11/96		14.88	28.91	<0.5	<0.5	<0.5	<0.5	<50	<5.0	NA	No free product or sheen
	10/02/96		16.42	27.37	<0.5	<0.5	<0.5	<0.5	<50	<5.0	NA	No free product or sheen
	01/28/97		12.83	30.96	<0.5	<0.5	<0.5	<0.5	<50	<5.0	NA	No free product or sheen
	05/20/97		15.33	28.46	<0.5	<0.5	<0.5	<0.5	<50	<5.0	NA	No free product or sheen
	08/18/97		16.69	27.10	<0.5	<0.5	<0.5	<0.5	<50	<5.0	NA	No free product or sheen
	09/29/97		NM	NC	NS	NS	NS	NS	NS	NS	NA	Not measured
	11/05/97		17.37	26.42	<0.5	<0.5	<0.5	<0.5	<50	<5.0/<0.5 ^b	NA	No free product or sheen
	03/31/98		12.40	31.39	<0.5	<0.5	<0.5	<0.5	<50	<5.0	NA	No free product or sheen
	05/26/98		13.62	30.17	NS	NS	NS	NS	NS	NS	NS	No free product or sheen
	05/28/98		NM	NC	<0.5	<0.5	<0.5	<0.5	<50	<5.0	NA	No free product or sheen
	08/19/98		15.19	28.60	<0.5	<0.5	<0.5	<0.5	<50	7.1	NA	No free product or sheen
	11/17/98		15.89	27.90	<0.5	<0.5	<0.5	<0.5	<50	6.3	NA	No free product or sheen

TABLE 1

GROUND WATER MONITORING DATA

Tesoro Station No. 67107
 Former Beacon Station No. 3721
 44 Lewelling Boulevard
 San Lorenzo, California

Monitoring Well	Date	Top of Riser Elevation (ft)	Depth to Water (ft)	Ground Water Elevation (ft)	Benzene (µg/L)	Toluene (µg/L)	Ethyl-benzene (µg/L)	Total Xylenes (µg/L)	TPH as gasoline (µg/L)	MTBE (µg/L)	Oxygenates (µg/L)	Comments
MW-5	02/18/99	43.79	14.23	29.56	<0.5	<0.5	<0.5	<0.5	<50	<5.0	NA	No free product or sheen
(Cont.)	06/24/99		15.29	28.50	NS	NS	NS	NS	NS	NS	NS	Not sampled
	08/30/99		16.07	27.72	NS	NS	NS	NS	NS	NS	NS	Not sampled
	11/09/99		16.61	27.18	NS	NS	NS	NS	NS	NS	NS	Not sampled
	03/22/00		13.81	29.98	<0.5	<0.5	<0.5	<0.5	<50	<5.0	NA	No free product or sheen
	06/12/00		15.08	28.71	NS	NS	NS	NS	NS	NS	NS	Not sampled
	11/15/00		16.71	27.08	NS	NS	NS	NS	NS	NS	NS	Not Sampled
	02/26/01		15.05	28.74	NS	NS	NS	NS	NS	NS	NS	Not Sampled
	05/21/01		15.91	27.88	NS	NS	NS	NS	NS	NS	NS	Not Sampled
	09/05/01		16.99	26.80	NS	NS	NS	NS	NS	NS	NS	Not Sampled
	11/07/01		17.51	26.28	NS	NS	NS	NS	NS	NS	NS	Not Sampled
	02/11/02	46.12	14.31	31.81	NS	NS	NS	NS	NS	NS	NS	Not Sampled
	06/03/02		14.96	31.16	NS	NS	NS	NS	NS	NS	NS	Not Sampled
	08/06/02		15.65	30.47	NS	NS	NS	NS	NS	NS	NS	Not Sampled
	11/14/02		15.69	30.43	NS	NS	NS	NS	NS	NS	NS	Not Sampled
	02/20/03		14.19	31.93	NS	NS	NS	NS	NS	NS	NS	Not Sampled

TABLE 1

GROUND WATER MONITORING DATA

Tesoro Station No. 67107
Former Beacon Station No. 3721
44 Lewelling Boulevard
San Lorenzo, California

Monitoring Well	Date	Top of Riser Elevation (ft)	Depth to Water (ft)	Ground Water Elevation (ft)	Benzene (µg/L)	Toluene (µg/L)	Ethyl-benzene (µg/L)	Total Xylenes (µg/L)	TPH as gasoline (µg/L)	MTBE (µg/L)	Oxygenates (µg/L)	Comments
MW-6	02/18/92	42.47	15.87	26.60	4.8	<0.5	<0.5	<0.5	370	NA	NA	
	05/14/92		16.04	26.43	<0.5	<0.5	<0.5	<0.5	120	NA	NA	
	08/27/92		18.17	24.30	1.2	<0.5	<0.5	<0.5	<50	NA	NA	
	11/19/92		19.30	23.17	1.3	<0.5	1	1.1	66	NA	NA	
	02/03/93		14.60	27.87	1.9	2.6	23	12	100	NA	NA	
	06/23/93		15.00	27.47	<0.5	<0.5	<0.5	<0.5	<50	NA	NA	No free product or sheen
	09/22/93		16.66	25.81	2.2	3.8	0.53	2.7	81	NA	NA	No free product or sheen
	01/24/94		16.52	25.95	<0.5	<0.5	<0.5	<0.5	98	NA	NA	
	04/07/94		15.70	26.77	0.71	<0.5	<0.5	<0.5	150	NA	NA	No free product or sheen
	06/07/94		15.88	26.59	<0.5	<0.5	<0.5	<0.5	180	NA	NA	No free product or sheen
	09/28/94		17.51	24.96	<0.5	<0.5	<0.5	<0.5	100	NA	NA	No free product or sheen
	12/14/94		16.27	26.20	<0.5	<0.5	<0.5	<0.5	140	NA	NA	No free product or sheen
	03/15/95		13.52	28.95	<0.5	<0.5	<0.5	<0.5	110	NA	NA	No free product or sheen
	06/13/95		13.96	28.51	<0.5	0.87	<0.5	<0.5	150 ^a	NA	NA	No free product or sheen
	09/28/95		15.61	26.86	0.78	<0.5	<0.5	<0.5	<50	NA	NA	No free product or sheen
	12/28/95		15.54	26.93	<0.5	<0.5	<0.5	6.3	410	70	NA	No free product or sheen
	01/30/96		NM	NC	1.0	<0.5	<0.5	11	81	46	NA	Not measured
	03/12/96		11.88	30.59	<0.5	<0.5	<0.5	<0.5	<50	7	NA	No free product or sheen
	06/11/96		13.52	28.95	<0.5	<0.5	<0.5	<0.5	<50	<5.0	NA	No free product or sheen
	10/02/96		15.10	27.37	<0.5	<0.5	<0.5	<0.5	<50	<5.0	NA	No free product or sheen
	01/28/97		11.18	31.29	<0.5	<0.5	<0.5	<0.5	<50	<5.0	NA	No free product or sheen
	05/20/97		14.00	28.47	<0.5	<0.5	<0.5	<0.5	<50	<5.0	NA	No free product or sheen
	08/18/97		15.54	26.93	<0.5	<0.5	<0.5	<0.5	<50	<5.0	NA	No free product or sheen
	09/29/97		NM	NC	NS	NS	NS	NS	NS	NS	NS	Not measured
	11/05/97		16.25	26.22	<0.5	<0.5	<0.5	<0.5	<50	<5.0/2.8 ^b	NA	No free product or sheen
	03/31/98		10.60	31.87	<0.5	<0.5	<0.5	<0.5	<50	<5.0	NA	No free product or sheen
	05/26/98		12.01	30.46	NS	NS	NS	NS	NS	NS	NS	No free product or sheen
	05/28/98		NM	NC	<0.5	<0.5	<0.5	<0.5	<50	<5.0	NA	No free product or sheen
	08/19/98		13.60	28.87	<0.5	<0.5	<0.5	<0.5	<50	<5.0	NA	No free product or sheen

TABLE 1

GROUND WATER MONITORING DATA

Tesoro Station No. 67107
 Former Beacon Station No. 3721
 44 Lewelling Boulevard
 San Lorenzo, California

Monitoring Well	Date	Top of Riser Elevation (ft)	Depth to Water (ft)	Ground Water Elevation (ft)	Benzene (µg/L)	Toluene (µg/L)	Ethyl-benzene (µg/L)	Total Xylenes (µg/L)	TPH as gasoline (µg/L)	MTBE (µg/L)	Oxygenates (µg/L)	Comments
MW-6	11/17/98	42.47	14.53	27.94	<0.5	<0.5	<0.5	<0.5	<50	<5.0	NA	No free product or sheen
(Cont.)	02/18/99		12.39	30.08	<0.5	<0.5	<0.5	<0.5	<50	<5.0	NA	No free product or sheen
	06/24/99		13.89	28.58	NS	NS	NS	NS	NS	NS	NS	Not sampled
	08/30/99		14.75	27.72	NS	NS	NS	NS	NS	NS	NS	Not sampled
	11/09/99		15.18	27.29	NS	NS	NS	NS	NS	NS	NS	Not sampled
	03/22/00		12.30	30.17	<0.5	<0.5	<0.5	<0.5	<50	<5.0	NA	No free product or sheen
	06/12/00		13.69	28.78	NS	NS	NS	NS	NS	NS	NS	Not sampled
	11/15/00		15.73	26.74	NS	NS	NS	NS	NS	NS	NS	Not Sampled
	02/26/01		14.42	28.05	NS	NS	NS	NS	NS	NS	NS	Not Sampled
	05/21/01		15.23	27.24	NS	NS	NS	NS	NS	NS	NS	Not Sampled
	09/05/01		16.31	26.16	NS	NS	NS	NS	NS	NS	NS	Not Sampled
	11/07/01		17.01	25.46	NS	NS	NS	NS	NS	NS	NS	Not Sampled
	02/11/02	44.79	15.72	29.07	NS	NS	NS	NS	NS	NS	NS	Not Sampled
	06/03/02		16.39	28.40	NS	NS	NS	NS	NS	NS	NS	Not Sampled
	08/06/02		18.90	25.89	NS	NS	NS	NS	NS	NS	NS	Not Sampled
	11/14/02		18.93	25.86	NS	NS	NS	NS	NS	NS	NS	Not Sampled
	02/20/03		15.64	29.15	NS	NS	NS	NS	NS	NS	NS	Not Sampled

TABLE 1

GROUND WATER MONITORING DATA

Tesoro Station No. 67107
Former Beacon Station No. 3721
44 Lewelling Boulevard
San Lorenzo, California

Monitoring Well	Date	Top of Riser Elevation (ft)	Depth to Water (ft)	Ground Water Elevation (ft)	Benzene (µg/L)	Toluene (µg/L)	Ethyl-benzene (µg/L)	Total Xylenes (µg/L)	TPH as gasoline (µg/L)	MTBE (µg/L)	Oxygenates (µg/L)	Comments
MW-7	02/18/92	41.54	15.51	26.03	16	<0.5	10	16	670	NA	NA	
	05/14/92		15.41	26.13	44	<0.5	38	88	1,500	NA	NA	
	08/27/92		17.45	24.09	400	5.8	290	1,400	23,000	NA	NA	
	11/19/92		18.54	23.00	29	<0.5	10	53	330	NA	NA	
	02/03/93		14.10	27.44	200	<0.5	110	480	2,000	NA	NA	
	06/23/93		14.33	27.21	20	<0.5	16	16	280	NA	NA	No free product or sheen
	09/22/93		15.92	25.62	71	2.2	33	210	860	NA	NA	No free product or sheen
	01/24/94		16.07	25.47	61	<1.3	10	160	900	NA	NA	
	04/07/94		15.10	26.44	53	<0.5	7.1	49	630	NA	NA	
	06/07/94		15.16	26.38	55	<0.5	14	24	730	NA	NA	No free product or sheen
	09/28/94		16.82	24.72	21	<0.5	2.3	3.1	300	NA	NA	No free product or sheen
	12/14/94		15.75	25.79	19	<0.5	3.3	32	430	NA	NA	No free product or sheen
	03/15/95		14.00	27.54	0.88	<0.5	<0.5	<0.5	70	NA	NA	No free product or sheen
	06/13/95		13.44	28.10	7.3	0.79	7.6	8.9	190	NA	NA	No free product or sheen
	09/28/95		14.84	26.70	1.5	<0.5	1.2	0.84	60	NA	NA	No free product or sheen
	12/28/95		14.55	26.99	<0.5	<0.5	0.91	0.69	60	10	NA	No free product or sheen
	03/12/96		11.88	29.66	<0.5	<0.5	<0.5	<0.5	<50	11	NA	No free product or sheen
	06/11/96		13.52	28.58	<0.5	<0.5	<0.5	<0.5	79	16	NA	No free product or sheen
	10/02/96		14.50	27.04	<0.5	<0.5	<0.5	<0.5	<50	26	NA	No free product or sheen
	01/28/97		11.08	30.46	<0.5	<0.5	<0.5	<0.5	<50	13	NA	No free product or sheen
	05/20/97		13.46	28.08	<0.5	0.85	<0.5	<0.5	78	40	NA	No free product or sheen
	08/18/97		14.95	26.59	<0.5	<0.5	<0.5	<0.5	<50	18	NA	No free product or sheen
	09/29/97		NM	NC	NS	NS	NS	NS	NS	NS	NA	Not measured
	11/05/97		15.43	26.11	<0.5	<0.5	<0.5	<0.5	<50	8.9/8.0 ^b	NA	No free product or sheen
	03/31/98		10.25	31.29	<0.5	<0.5	<0.5	1.3	<5.0	6	NA	No free product or sheen
	05/26/98		11.45	30.09	NS	NS	NS	NS	NS	NS	NS	No free product or sheen
	05/28/98		NM	NC	<0.5	<0.5	<0.5	<0.5	<50	10	NA	No free product or sheen
	08/19/98		13.08	28.46	<0.5	<0.5	<0.5	<0.5	<50	27	NA	No free product or sheen
	11/17/98		13.93	27.61	<0.5	<0.5	<0.5	<0.5	<50	30	NA	No free product or sheen

TABLE 1

GROUND WATER MONITORING DATA

Tesoro Station No. 67107
 Former Beacon Station No. 3721
 44 Lewelling Boulevard
 San Lorenzo, California

Monitoring Well	Date	Top of Riser Elevation (ft)	Depth to Water (ft)	Ground Water Elevation (ft)	Benzene (µg/L)	Toluene (µg/L)	Ethyl-benzene (µg/L)	Total Xylenes (µg/L)	TPH as gasoline (µg/L)	MTBE (µg/L)	Oxygenates (µg/L)	Comments
MW-7	02/18/99	41.54	12.16	29.38	<0.5	<0.5	<0.5	<0.5	51	22	NA	No free product or sheen
(Cont.)	06/24/99		13.35	28.19	NS	NS	NS	NS	NS	NS	NS	Not sampled
	08/30/99		14.23	27.31	NS	NS	NS	NS	NS	NS	NS	Not sampled
	11/09/99		14.60	26.94	<0.5	<0.5	<0.5	<0.5	<50	16	NA	No free product or sheen
	03/22/00		11.91	29.63	<0.5	<0.5	<0.5	<0.5	<50	18	NA	No free product or sheen
	06/12/00		13.28	28.26	NS	NS	NS	NS	NS	NS	NS	Not sampled
	11/15/00		15.12	26.42	<0.5	<0.5	<0.5	<0.5	<50	17	NA	No free product or sheen
	02/26/01		13.46	28.08	NS	NS	NS	NS	NS	NS	NA	Not Sampled
	05/21/01		14.31	27.23	NS	NS	NS	NS	NS	NS	NA	Not Sampled
	09/05/01		15.42	26.12	NS	NS	NS	NS	NS	NS	NA	Not Sampled
	11/07/01		16.18	25.36	<0.5	<0.5	<0.5	<0.5	<50	5.4	NA	Not Sampled
	02/11/02	43.85	13.76	30.09	NS	NS	NS	NS	NS	NS	NS	Not Sampled
	06/03/02		14.33	29.52	NS	NS	NS	NS	NS	NS	NS	Not Sampled
	08/06/02		15.04	28.81	NS	NS	NS	NS	NS	NS	NS	Not Sampled
	11/14/02		15.05	28.80	<0.5	<0.5	<0.5	<0.5	<0.5	0.64	ND	No free product or sheen
	02/20/03		14.01	29.84	NS	NS	NS	NS	NS	NS	NS	Not Sampled

TABLE 1

GROUND WATER MONITORING DATA

Tesoro Station No. 67107
 Former Beacon Station No. 3721
 44 Lewelling Boulevard
 San Lorenzo, California

Monitoring Well	Date	Top of Riser Elevation (ft)	Depth to Water (ft)	Ground Water Elevation (ft)	Benzene (µg/L)	Toluene (µg/L)	Ethyl-benzene (µg/L)	Total Xylenes (µg/L)	TPH as gasoline (µg/L)	MTBE (µg/L)	Oxygenates (µg/L)	Comments
MW-8	02/18/92	42.26	16.57	25.69	<0.5	<0.5	9.5	<0.5	1,200	NA	NA	
	05/14/92		16.24	26.02	<0.5	<0.5	<0.5	<0.5	130	NA	NA	
	08/27/92		18.28	23.98	<0.5	<0.5	<0.5	<0.5	140	NA	NA	
	11/19/92		19.32	22.94	<0.5	<0.5	2.0	<0.5	320	NA	NA	
	02/03/93		14.87	27.39	<0.5	<0.5	<0.5	<0.5	<50	NA	NA	
	06/23/93		15.18	27.08	<0.5	<0.5	<0.5	<0.5	<50	NA	NA	No free product or sheen
	09/22/93		18.79	23.47	<0.5	0.67	<0.5	<0.5	<50	NA	NA	No free product or sheen
	01/24/94		17.06	25.20	<0.5	<0.5	<0.5	<0.5	290	NA	NA	
	04/07/94		15.95	26.31	<0.5	<0.5	<0.5	<0.5	<50	NA	NA	No free product or sheen
	06/07/94		15.10	27.16	<0.5	<0.5	<0.5	<0.5	<50	NA	NA	No free product or sheen
	09/28/94		17.63	24.63	<0.5	<0.5	<0.5	<0.5	<50	NA	NA	No free product or sheen
	12/14/94		16.66	25.60	<0.5	<0.5	<0.5	<0.5	<50	NA	NA	No free product or sheen
	03/15/95		14.30	27.96	<0.5	<0.5	<0.5	<0.5	<50	NA	NA	No free product or sheen
	06/13/95		14.37	27.89	<0.5	<0.5	<0.5	<0.5	<50	NA	NA	No free product or sheen
	09/28/95		15.62	26.64	NS	NS	NS	NS	NS	NA	NA	No free product or sheen
	12/28/95		15.62	26.64	<0.5	<0.5	<0.5	<0.5	<50	<5.0	NA	No free product or sheen
	03/12/96		12.75	29.51	<0.5	<0.5	<0.5	<0.5	<50	<5.0	NA	No free product or sheen
	06/11/96		13.94	28.32	<0.5	<0.5	<0.5	<0.5	<50	<5.0	NA	No free product or sheen
	10/02/96		15.41	26.85	<0.5	<0.5	<0.5	<0.5	<50	<5.0	NA	No free product or sheen
	01/28/97		12.30	29.96	<0.5	<0.5	<0.5	<0.5	<50	<5.0	NA	No free product or sheen
	05/20/97		14.42	27.84	<0.5	<0.5	<0.5	<0.5	<50	<5.0	NA	No free product or sheen
	08/18/97		16.16	26.10	<0.5	<0.5	<0.5	<0.5	<50	<5.0	NA	No free product or sheen
	09/29/97		NM	NC	NS	NS	NS	NS	NS	NS	NS	Not measured
	11/05/97		16.25	26.01	<0.5	<0.5	<0.5	<0.5	<50	<5.0/<0.5 ^b	NA	No free product or sheen
	03/31/98		11.49	30.77	<0.5	<0.5	<0.5	<0.5	<50	<5.0	NA	No free product or sheen
	05/26/98		12.60	29.66	NS	NS	NS	NS	NS	NS	NS	No free product or sheen
	05/28/98		NM	NC	<0.5	<0.5	<0.5	<0.5	<50	<5.0	NA	No free product or sheen
	08/19/98		14.15	28.11	<0.5	<0.5	<0.5	<0.5	<50	<5.0	NA	No free Product or sheen
	11/17/98		14.98	27.28	<0.5	<0.5	<0.5	<0.5	<50	<5.0	NA	No free product or sheen

TABLE 1

GROUND WATER MONITORING DATA

Tesoro Station No. 67107
 Former Beacon Station No. 3721
 44 Lewelling Boulevard
 San Lorenzo, California

Monitoring Well	Date	Top of Riser Elevation (ft)	Depth to Water (ft)	Ground Water Elevation (ft)	Benzene (µg/L)	Toluene (µg/L)	Ethyl-benzene (µg/L)	Total Xylenes (µg/L)	TPH as gasoline (µg/L)	MTBE (µg/L)	Oxygenates (µg/L)	Comments
MW-8	02/18/99	42.26	13.41	28.85	<0.5	<0.5	<0.5	<0.5	<50	<5.0	NA	No free product or sheen
(Cont.)	06/24/99		14.35	27.91	NS	NS	NS	NS	NS	NS	NS	Not sampled
	08/30/99		15.16	27.10	NS	NS	NS	NS	NS	NS	NS	Not sampled
	11/09/99		15.61	26.65	NS	NS	NS	NS	NS	NS	NS	Not sampled
	03/22/00		13.17	29.09	<0.5	<0.5	<0.5	<0.5	<50	<5.0	NA	No free product or sheen
	06/12/00		14.19	28.07	NS	NS	NS	NS	NS	NS	NS	Not sampled
	11/15/00		16.04	26.22	NS	NS	NS	NS	NS	NS	NS	Not Sampled
	02/26/01		12.99	29.27	NS	NS	NS	NS	NS	NS	NS	Not Sampled
	05/21/01		13.86	28.40	NS	NS	NS	NS	NS	NS	NS	Not Sampled
	09/05/01		14.91	27.35	NS	NS	NS	NS	NS	NS	NS	Not Sampled
	11/07/01		15.62	26.64	NS	NS	NS	NS	NS	NS	NS	Not Sampled
	02/11/02	44.85	13.55	31.30	NS	NS	NS	NS	NS	NS	NS	Not Sampled
	06/03/02		13.96	30.89	NS	NS	NS	NS	NS	NS	NS	Not Sampled
	08/06/02		15.82	29.03	NS	NS	NS	NS	NS	NS	NS	Not Sampled
	11/14/02		15.86	28.99	NS	NS	NS	NS	NS	NS	NS	Not Sampled
	02/20/03		14.70	30.15	NS	NS	NS	NS	NS	NS	NS	Not Sampled

TABLE 1

GROUND WATER MONITORING DATA

Tesoro Station No. 67107
Former Beacon Station No. 3721
44 Lewelling Boulevard
San Lorenzo, California

Monitoring Well	Date	Top of Riser Elevation (ft)	Depth to Water (ft)	Ground Water Elevation (ft)	Benzene (µg/L)	Toluene (µg/L)	Ethyl-benzene (µg/L)	Total Xylenes (µg/L)	TPH as gasoline (µg/L)	MTBE (µg/L)	Oxygenates (µg/L)	Comments
MW-9	02/18/92	44.94	18.87	26.07	<0.5	<0.5	<0.5	<0.5	<50	NA	NA	
	05/14/92		18.55	26.39	<0.5	<0.5	<0.5	<0.5	<50	NA	NA	
	08/27/92		20.80	24.14	<0.5	<0.5	<0.5	<0.5	<50	NA	NA	
	11/19/92		21.90	23.04	<0.5	<0.5	<0.5	1.3	<50	NA	NA	
	02/03/93		17.25	27.69	<0.5	<0.5	<0.5	<0.5	<50	NA	NA	
	06/23/93		17.61	27.33	<0.5	<0.5	<0.5	<0.5	<50	NA	NA	No free product or sheen
	09/22/93		19.18	25.76	<0.5	<0.5	<0.5	<0.5	<50	NA	NA	No free product or sheen
	01/24/94		19.17	25.77	<0.5	<0.5	<0.5	<0.5	<50	NA	NA	
	04/07/94		18.23	26.71	<0.5	<0.5	<0.5	<0.5	<50	NA	NA	No free product or sheen
	06/07/94		18.40	26.54	<0.5	<0.5	<0.5	<0.5	<50	NA	NA	No free product or sheen
	09/28/94		20.01	24.93	<0.5	<0.5	<0.5	<0.5	<50	NA	NA	No free product or sheen
	12/14/94		18.88	26.06	<0.5	<0.5	<0.5	<0.5	<50	NA	NA	No free product or sheen
	03/15/95		16.24	28.70	<0.5	<0.5	<0.5	<0.5	<50	NA	NA	No free product or sheen
	06/13/95		16.75	28.19	<0.5	<0.5	<0.5	<0.5	<50	NA	NA	No free product or sheen
	09/28/95		18.04	26.90	<0.5	<0.5	<0.5	<0.5	<50	NA	NA	No free product or sheen
	12/28/95		17.87	27.07	<0.5	<0.5	<0.5	<0.5	<50	<5.0	NA	No free product or sheen
	03/12/96		NM	NC	NS	NS	NS	NS	NS	NS	NS	Not measured
	06/11/96		16.26	28.68	<0.5	<0.5	<0.5	<0.5	<50	<5.0	NA	No free product or sheen
	10/02/96		17.74	27.20	<0.5	<0.5	<0.5	<0.5	<50	<5.0	NA	No free product or sheen
	01/28/97		14.51	30.43	<0.5	<0.5	<0.5	<0.5	<50	<5.0	NA	No free product or sheen
	05/20/97		16.73	28.21	<0.5	<0.5	<0.5	<0.5	<50	<5.0	NA	No free product or sheen
	08/18/97		NM	NC	NS	NS	NS	NS	NS	NS	NS	Not measured
	09/29/97		NM	NC	NS	NS	NS	NS	NS	NS	NS	Not measured
	11/05/97		18.61	26.33	<0.5	<0.5	<0.5	<0.5	<50	<5.0/<0.5 ^b	NA	No free product or sheen
	03/31/98		NM	NC	NS	NS	NS	NS	NS	NS	NS	Not measured
	05/26/98		15.28	29.66	NS	NS	NS	NS	NS	NS	NS	No free product or sheen
	05/28/98		NM	NC	NS	NS	NS	NS	NS	NS	NS	Not measured
	08/19/98		16.55	28.39	<0.5	<0.5	<0.5	<0.5	<50	<5.0	NA	No free product or sheen
	11/17/98		17.32	27.62	<0.5	<0.5	<0.5	<0.5	<50	<5.0	NA	No free product or sheen

TABLE 1

GROUND WATER MONITORING DATA

Tesoro Station No. 67107
 Former Beacon Station No. 3721
 44 Lewelling Boulevard
 San Lorenzo, California

Monitoring Well	Date	Top of Riser Elevation (ft)	Depth to Water (ft)	Ground Water Elevation (ft)	Benzene (µg/L)	Toluene (µg/L)	Ethyl-benzene (µg/L)	Total Xylenes (µg/L)	TPH as gasoline (µg/L)	MTBE (µg/L)	Oxygenates (µg/L)	Comments
MW-9	02/18/99	44.94	15.74	29.20	<0.5	<0.5	<0.5	<0.5	<50	<5.0	NA	No free product or sheen
(Cont.)	06/24/99		16.73	28.21	NS	NS	NS	NS	NS	NS	NS	Not sampled
	08/30/99		17.48	27.46	NS	NS	NS	NS	NS	NS	NS	Not sampled
	11/09/99		17.98	26.96	NS	NS	NS	NS	NS	NS	NS	Not sampled
	03/22/00		15.46	29.48	<0.5	<0.5	<0.5	<0.5	<50	<5.0	NA	No free product or sheen
	06/12/00		16.70	28.24	NS	NS	NS	NS	NS	NS	NS	Not sampled
	11/15/00		18.65	26.29	NS	NS	NS	NS	NS	NS	NS	Not Sampled
	02/26/01		14.80	30.14	NS	NS	NS	NS	NS	NS	NS	Not Sampled
	05/21/01		15.68	29.26	NS	NS	NS	NS	NS	NS	NS	Not Sampled
	09/05/01		16.70	28.24	NS	NS	NS	NS	NS	NS	NS	Not Sampled
	11/07/01		17.23	27.71	NS	NS	NS	NS	NS	NS	NS	Not Sampled
	02/11/02	47.26	17.16	30.10	NS	NS	NS	NS	NS	NS	NS	Not Sampled
	06/03/02		17.66	29.60	<0.5	<0.5	<0.5	<0.5	<50	<0.5	NA	No free product or sheen
	08/06/02		18.26	29.00	<0.5	<0.5	<0.5	<0.5	<50	<0.5	ND	No free product or sheen
	11/14/02		18.33	28.93	NS	NS	NS	NS	NS	NS	NS	Not Sampled
	02/20/03		16.85	30.41	NS	NS	NS	NS	NS	NS	NS	Not Sampled

TABLE 1

GROUND WATER MONITORING DATA

Tesoro Station No. 67107
 Former Beacon Station No. 3721
 44 Lewelling Boulevard
 San Lorenzo, California

Monitoring Well	Date	Top of Riser Elevation (ft)	Depth to Water (ft)	Ground Water Elevation (ft)	Benzene (µg/L)	Toluene (µg/L)	Ethyl-benzene (µg/L)	Total Xylenes (µg/L)	TPH as gasoline (µg/L)	MTBE (µg/L)	Oxygenates (µg/L)	Comments
MW-10	02/18/92	42.34	16.63	25.71	110	57	440	53	18,000	NA	NA	
	05/14/92		15.25	27.09	NS	NS	NS	NS	NS	NS	NS	
	05/15/92		NM	NC	24	9.8	97	<0.5	8,500	NA	NA	
	08/27/92		18.35	23.99	NS	NS	NS	NS	NS	NS	NS	
	08/29/92		NM	NC	20	2.8	40	3.5	9,600	NA	NA	
	11/19/92		19.43	22.91	36	21	330	31	5,700	NA	NA	
	02/03/93		15.01	27.33	15	4.6	36	9.6	2,200	NA	NA	
	06/23/93		15.30	27.04	21	24	540	45	8,100	NA	NA	No free product or sheen
	09/22/93		16.90	25.44	22	17	350	16	6,200	NA	NA	No free product or sheen
	01/24/94		NM	NC	NS	NS	NS	NS	NS	NA	NA	Not measured
	04/07/94		15.97	26.37	6.4	2.9	150	4.7	4,000	NA	NA	No free product or sheen
	06/07/94		16.04	26.30	5.6	<2.5	150	5.7	6,700	NA	NA	No free product or sheen
	09/28/94		17.69	24.65	2.2	2.6	110	44	5,700	NA	NA	No free product or sheen
	12/14/94		16.65	25.69	<1.3	<1.3	77	27	3,500	NA	NA	No free product or sheen
	03/15/95		14.08	28.26	<5.0	6.7	150	23	7,200	NA	NA	No free product or sheen
	06/13/95		14.49	27.85	9	48	610	130	8,400	NA	NA	No free product or sheen
	09/28/95		15.81	26.53	22	17	360	24	6,300	NA	NA	No free product or sheen
	12/28/95		15.46	26.88	4.4	5.6	340	11	5,000	37	NA	No free product or sheen
	03/12/96		12.62	29.72	1.4	5.9	41	73	4,500	120	NA	No free product or sheen
	06/11/96		14.40	27.94	<5.0	25	350	81	7,500	<25	NA	No free product or sheen
	10/02/96		15.47	26.87	18	<2.5	<2.5	<2.5	2,600	<25	NA	No free product or sheen
	01/28/97		15.69	26.65	5.9	<2.5	29	19	2,800	<25	NA	No free product or sheen
	05/20/97		14.48	27.86	<20	34	290	74	6,000	<100	NA	No free product or sheen
	08/18/97		15.91	26.43	<20	7.7	94	15	5,900	<50	NA	No free product or sheen
	09/29/97		NM	NC	NS	NS	NS	NS	NS	NS	NS	Not measured
	11/05/97		16.32	26.02	1.1	0.86	47	1.6	5,400	<50/2.3 ^b	NA	No free product or sheen
	03/31/98		12.25	30.09	56	180	1,400	3,700	20,000	250	NA	No free product or sheen
	05/26/98		12.97	29.37	NS	NS	NS	NS	NS	NS	NS	No free product or sheen
	05/28/98		NM	NC	76	200	1,600	3,900	16,000	190	NA	No free product or sheen

TABLE 1

GROUND WATER MONITORING DATA

Tesoro Station No. 67107
 Former Beacon Station No. 3721
 44 Lewelling Boulevard
 San Lorenzo, California

Monitoring Well	Date	Top of Riser Elevation (ft)	Depth to Water (ft)	Ground Water Elevation (ft)	Benzene (µg/L)	Toluene (µg/L)	Ethyl-benzene (µg/L)	Total Xylenes (µg/L)	TPH as gasoline (µg/L)	MTBE (µg/L)	Oxygenates (µg/L)	Comments
MW-10	08/19/98	42.34	14.27	28.07	95	160	1,300	1,700	14,000	<100	NA	No free product or sheen
(Cont.)	11/17/98		15.08	27.26	82	64	590	150	7500	290	NA	No free product or sheen
	02/18/99		13.61	28.73	41	16	270	79	4,700	<100	NA	No free product or sheen
	06/24/99		14.50	27.84	27	74	280	160	9,400	300	NA	No free product or sheen
	08/30/99		15.26	27.08	15	33	160	33	8,500	290	NA	No free product or sheen
	11/09/99		15.72	26.62	3.9	11	60	14	7,600	120	NA	No free product or sheen
	03/22/00		13.40	28.94	3.5	33	360	320	5,800	160	NA	No free product or sheen
	06/12/00		14.42	27.92	4.3	47	370	210	7,200	270	NA	No free product or sheen
	11/15/00		16.75	25.59	0.54	2.2	3.8	7.3	4,400	420	NA	No free product or sheen
	02/26/01		14.73	27.61	<1.0	2.5	24	13	5,000	860	NA	No free product or sheen
	05/21/01		15.25	27.09	<0.5	3.2	4.1	12	3,500	530	NA	No free product or sheen
	09/05/01		16.35	25.99	<2.0	<2.0	<2.0	4.1	3,400	770	NA	No free product or sheen
	11/07/01		17.05	25.29	<0.5	0.64	0.75	2.7	3,600	790	NA	No free product or sheen
	02/11/02	44.65	14.94	29.71	<2.0	2.2	61	26	4,100	750	NA	No free product or sheen
	06/03/02		15.41	29.24	<1.0	7.0	67	37	4,100	320	26 ^e	No free product or sheen
	08/06/02		15.98	28.67	<1.0	5.4	18	18	4,500	310	18 ^e	No free product or sheen
	11/14/02		16.10	28.55	<1.0	<1.0	2.2	6.4	5,200	280	13 ^e	No free product or sheen
	02/20/03		14.90	29.75	<1.5	9.5	280.0	69.0	6,300	220	ND	No free product or sheen

TABLE 1

GROUND WATER MONITORING DATA

Tesoro Station No. 67107
 Former Beacon Station No. 3721
 44 Lewelling Boulevard
 San Lorenzo, California

Monitoring Well	Date	Top of Riser Elevation (ft)	Depth to Water (ft)	Ground Water Elevation (ft)	Benzene (µg/L)	Toluene (µg/L)	Ethyl-benzene (µg/L)	Total Xylenes (µg/L)	TPH as gasoline (µg/L)	MTBE (µg/L)	Oxygenates (µg/L)	Comments
MW-11	02/18/92	45.00	17.00	28.00	<0.5	<0.5	<0.5	<0.5	2,400	NA	NA	
	05/14/92		19.02	25.98	<0.5	1.9	1.3	0.7	1,600	NA	NA	
	08/27/92		21.13	23.87	15	2	0.6	1.2	2,100	NA	NA	
	11/19/92		17.91	27.09	<0.5	<0.5	<0.5	<0.5	490	NA	NA	
	02/03/92		17.91	27.09	<0.5	<0.5	0.55	<0.5	500	NA	NA	
	06/23/93		18.14	26.86	<0.5	<0.5	<0.5	<0.5	350	NA	NA	No free product or sheen
	09/22/93		19.63	25.37	<0.5	0.65	<0.5	0.71	200	NA	NA	No free product or sheen
	01/24/94		19.79	25.21	<0.5	<0.5	<0.5	<0.5	450	NA	NA	
	04/07/94		18.78	26.22	<0.5	<0.5	<0.5	<0.5	500	NA	NA	No free product or sheen
	06/07/94		18.88	26.12	<0.5	<0.5	<0.5	0.64	560	NA	NA	No free product or sheen
	09/28/94		20.45	24.55	<0.5	<0.5	<0.5	<0.5	600	NA	NA	No free product or sheen
	12/14/94		19.45	25.55	<0.5	<0.5	<0.5	<0.5	340	NA	NA	No free product or sheen
	03/15/95		17.32	27.68	<0.5	<0.5	<0.5	<0.5	340	NA	NA	No free product or sheen
	06/13/95		17.43	27.57	<0.5	<0.5	<0.5	<0.5	210 ^a	NA	NA	No free product or sheen
	09/28/95		18.67	26.33	4.1	0.5	<0.5	<0.5	93	NA	NA	No free product or sheen
	12/28/95		18.31	26.69	<0.5	<0.5	<0.5	<0.5	380 ^a	<5.0	NA	No free product or sheen
	03/12/96		15.89	29.11	<0.5	<0.5	<0.5	<0.5	110	<5.0	NA	No free product or sheen
	06/11/96		16.98	28.02	<0.5	<0.5	<0.5	<0.5	400 ^a	<5.0	NA	No free product or sheen
	10/02/96		18.20	26.80	<0.5	<0.5	<0.5	<0.5	<50	<5.0	NA	No free product or sheen
	01/28/97		12.53	32.47	<0.5	<0.5	<0.5	<0.5	110 ^a	<5.0	NA	No free product or sheen
	05/20/97		17.36	27.64	<0.5	<0.5	<0.5	<0.5	330	<5.0	NA	No free product or sheen
	08/18/97		18.84	26.16	<0.5	<0.5	<0.5	<0.5	<50	<5.0	NA	No free product or sheen
	09/29/97		NM	NC	NS	NS	NS	NS	NS	NS	NS	Not measured
	11/05/97		NM	NC	NS	NS	NS	NS	NS	NS	NS	Not measured
	03/31/98		15.39	29.61	<0.5	2.8	12	16	460	<5.0	NA	No free product or sheen
	05/26/98		16.25	28.75	NS	NS	NS	NS	NS	NS	NS	No free product or sheen
	05/28/98		NM	NC	14	24	88	75	1,100	24	NA	No free product or sheen
	08/19/98		17.30	27.70	16	9.6	69	17	1,200	6	NA	No free product or sheen
	11/17/98		18.05	26.95	15	4.4	14	<0.5	580	21	NA	No free product or sheen

TABLE 1

GROUND WATER MONITORING DATA

Tesoro Station No. 67107
 Former Beacon Station No. 3721
 44 Lewelling Boulevard
 San Lorenzo, California

Monitoring Well	Date	Top of Riser Elevation (ft)	Depth to Water (ft)	Ground Water Elevation (ft)	Benzene (µg/L)	Toluene (µg/L)	Ethyl-benzene (µg/L)	Total Xylenes (µg/L)	TPH as gasoline (µg/L)	MTBE (µg/L)	Oxygenates (µg/L)	Comments
MW-11	02/18/99	45.00	16.87	28.13	8.0	<0.5	1.4	<0.5	390	44	NA	No free product or sheen
(Cont.)	06/24/99		17.50	27.50	4.6	<0.5	0.66	<0.5	610	59	NA	No free product or sheen
	08/30/99		18.19	26.81	NS	NS	NS	NS	NS	NS	NS	Not sampled
	11/09/99		18.64	26.36	0.87	<0.5	<0.5	<0.5	250	66	NA	No free product or sheen
	03/22/00		16.52	28.48	<0.5	<0.5	<0.5	<0.5	330	100	NA	No free product or sheen
	06/12/00		17.44	27.56	<0.5	<0.5	<0.5	<0.5	52	49	NA	No free product or sheen
	11/15/00		19.07	25.93	<0.5	<0.5	<0.5	<0.5	<50	1.8	NA	
	02/26/01		17.80	27.20	NS	NS	NS	NS	NS	NS	NS	Not Sampled
	05/21/01		18.23	26.77	<0.5	<0.5	<0.5	<0.5	<50	30	NA	No free product or sheen
	09/05/01		19.21	25.79	NS	NS	NS	NS	NS	NS	NS	Not Sampled
	11/07/01		19.80	25.20	<0.5	<0.5	<0.5	<0.5	360	330	NA	No free product or sheen
	02/11/02	47.36	17.40	29.96	NS	NS	NS	NS	NS	NS	NS	Not Sampled
	06/03/02		18.30	29.06	<0.5	<0.5	<0.5	<0.5	120	220	13 ^c	No free product or sheen
	08/06/02		18.80	28.56	NS	NS	NS	NS	NS	NS	NS	Not Sampled
	11/14/02		18.94	28.42	<1.0	<1.0	<1.0	<1.0	240	380	ND	No free product or sheen
	02/20/03		17.46	29.90	NS	NS	NS	NS	NS	NS	NS	Not Sampled

TABLE 1

GROUND WATER MONITORING DATA

Tesoro Station No. 67107
 Former Beacon Station No. 3721
 44 Lewelling Boulevard
 San Lorenzo, California

Monitoring Well	Date	Top of Riser Elevation (ft)	Depth to Water (ft)	Ground Water Elevation (ft)	Benzene (µg/L)	Toluene (µg/L)	Ethyl-benzene (µg/L)	Total Xylenes (µg/L)	TPH as gasoline (µg/L)	MTBE (µg/L)	Oxygenates (µg/L)	Comments
RW-1	05/14/92	43.17	16.88	26.29	NS	NS	NS	NS	NS	NS	NS	
	05/15/92		NM	NC	270	62	29	140	790	NA	NA	
	08/27/92		19.05	24.12	1,300	200	68	810	24,000	NA	NA	
	11/19/92		21.11	22.07	NS	NS	NS	NS	NS	NS	NS	
	02/03/92		15.48	27.69	71	35	22	110	620	NA	NA	
	06/23/93		28.25	14.92	30	33	9.8	35	220	NA	NA	No free product or sheen
	09/22/93		17.83	25.34	800	400	170	910	4,100	NA	NA	No free product or sheen
	01/24/94		24.00	19.17	33	6	6.9	23	190	NA	NA	
	04/07/94		16.05	27.12	110	57	32	260	1,500	NA	NA	No free product or sheen
	06/07/94		16.00	27.17	130	51	45	180	1,700	NA	NA	No free product or sheen
	09/28/94		18.35	24.82	54	9.2	12	29	350	NA	NA	No free product or sheen
	12/14/94		19.50	23.67	6.8	2.1	1.2	3.4	79	NA	NA	No free product or sheen
	03/15/95		17.00	26.17	NS	NS	NS	NS	NS	NS	NS	No free product or sheen
	04/10/95		NM	NC	54	11	11	69	410	NA	NA	Not measured
	06/13/95		14.95	28.22	1,600	780	340	1,400	8,200	NA	NA	No free product or sheen
	09/28/95		27.63	15.54	<0.5	<0.5	<0.5	<0.5	<50	NA	NA	No free product or sheen
	12/28/95		14.54	28.63	<0.5	<0.5	<0.5	<0.5	<50	<5.0	NA	No free product or sheen
	03/12/96		11.02	32.15	<0.5	<0.5	<0.5	<0.5	86	110	NA	No free product or sheen
	06/11/96		14.52	28.65	38	11	4.7	50	230	68	NA	No free product or sheen
	10/02/96		15.53	27.64	68	29	14	75	360	47	NA	No free product or sheen
	01/28/97		12.59	30.58	0.77	<0.5	<0.5	<0.5	<50	9	NA	No free product or sheen
	05/20/97		14.85	28.32	<0.5	<0.5	<0.5	<0.5	<50	32	NA	No free product or sheen
	08/18/97		16.19	26.98	25	<0.5	<0.5	3.6	220	170	NA	No free product or sheen
	09/29/97		NM	NC	240	2.8	51	55	900	230	NA	Not measured
	11/05/97		16.95	26.22	340	3.2	59	78	1,300	240/220 ^b	NA	No free product or sheen
	03/31/98		11.85	31.32	450	130	200	940	4,100	4,100	NA	No free product or sheen
	05/26/98		13.13	30.04	NS	NS	NS	NS	NS	NS	NS	No free product or sheen
	05/28/98		NM	NC	830	210	170	720	17,000	14,000	NA	No free product or sheen
	08/19/98		14.70	28.47	20	<2.5	7.1	15	540	2,100	NA	No free product or sheen

TABLE 1

GROUND WATER MONITORING DATA

Tesoro Station No. 67107
 Former Beacon Station No. 3721
 44 Lewelling Boulevard
 San Lorenzo, California

Monitoring Well	Date	Top of Riser Elevation (ft)	Depth to Water (ft)	Ground Water Elevation (ft)	Benzene (µg/L)	Toluene (µg/L)	Ethyl-benzene (µg/L)	Total Xylenes (µg/L)	TPH as gasoline (µg/L)	MTBE (µg/L)	Oxygenates (µg/L)	Comments
RW-1 (cont)	11/17/98	43.17	15.54	27.63	7.8	<2.5	5.6	<2.5	630	730	NA	No free product or sheen
	02/18/99		13.75	29.42	6.7	1.6	3.2	15	180	100	NA	No free product or sheen
	06/24/99		14.96	28.21	<0.5	<0.5	<0.5	<0.5	<50	42	NA	No free product or sheen
	08/30/99		15.75	27.42	<0.5	<0.5	<0.5	<0.5	<50	79	NA	No free product or sheen
	11/09/99		17.45	25.72	<0.5	<0.5	<0.5	<0.5	<50	78	NA	No free product or sheen
	03/22/00		13.51	29.66	1.2	<0.5	<0.5	<0.5	<50	17	NA	No free product or sheen
	06/12/00		13.65	29.52	<0.5	<0.5	<0.5	1.0	<50	40	NA	No free product or sheen
	11/15/00		29.45	13.72	<0.5	<0.5	<0.5	<0.5	<50	290	NA	No free product or sheen
	02/26/01		28.40	14.77	<0.5	<0.5	<0.5	<0.5	<50	360	NA	No free product or sheen
	05/21/01		43.17	27.81	4.1	1.6	1.8	23	100	170	NA	No free product or sheen
	09/05/01		26.90	16.27	33	<0.5	<0.5	<0.5	73	310	NA	No free product or sheen
	11/07/01		28.41	14.76	<0.5	<0.5	<0.5	<0.5	<50	240	NA	No free product or sheen
	02/11/02		45.47	27.61	17.86	<0.5	<0.5	<0.5	<0.5	<50	21	NA
	06/03/02	26.90		18.57	<0.5	<0.5	<0.5	<0.5	<50	160	7.7°	No free product or sheen

TABLE 1

GROUND WATER MONITORING DATA

Tesoro Station No. 67107
Former Beacon Station No. 3721
44 Lewelling Boulevard
San Lorenzo, California

Monitoring Well	Date	Top of Riser Elevation (ft)	Depth to Water (ft)	Ground Water Elevation (ft)	Benzene (µg/L)	Toluene (µg/L)	Ethyl-benzene (µg/L)	Total Xylenes (µg/L)	TPH as gasoline (µg/L)	MTBE (µg/L)	Oxygenates (µg/L)	Comments
RW-1	08/06/02		25.56	19.91	<0.5	<0.5	<0.5	<0.5	<50	190	6.0 ^e	No free product or sheen
(cont)	11/14/02		24.83	20.64	<0.5	<0.5	<0.5	<0.5	<50	170	ND	No free product or sheen
	02/20/03		23.56	21.91	<0.5	<0.5	<0.5	<0.5	<50	120	ND	No free product or sheen
DW-15800*	01/14/03	NM	NM	NC	<0.5	<0.5	<0.5	<0.5	<50	0.81	ND	No free product or sheen
	03/20/03	NM	NM	NC	<0.5	<0.5	<0.5	<0.5	<50	<0.5	ND	No free product or sheen
DW-15808*	01/14/03	NM	NM	NC	<0.5	<0.5	<0.5	<0.5	<50	<0.5	ND	No free product or sheen
	03/20/03	NM	NM	NC	<0.5	<0.5	<0.5	<0.5	<50	<0.5	ND	No free product or sheen

^a Product is not typical gasoline.

^b MTBE by EPA Method 8020/EPA Method 8260.

^c Constituents by EPA Method 8260.

^d Oxygenates = diisopropyl ether, ethyl-t-butyl ether, tert-amyl methyl ether, tert-butanol, methanol, and ethanol.

^e Tert-Butanol

^f Tert-amyl methyl ether

* = Domestic Water Wells (used as irrigation wells) Located at 15800 & 15808 Via Cordoba, San Lorenzo, CA.

Top of Riser Elevations = Elevations surveyed relative to mean sea level.

TPH = Total petroleum hydrocarbons.

MTBE = Methyl tertiary butyl ether.

µg/L = Micrograms per liter.

NS = Not sampled.

NM = Not measured.

NC = Not calculated.

NA = Not analyzed.

Note: Aegis Environmental, Inc. collected data prior to June 23, 1993.

Table 2
Ground Water System Performance Data Sheet
Tesoro Station No. 67107
(Former Beacon Station No. 3721)

Site Visit (Date)	Totalizer	Change in Totalizer	Sample ID	Concentrations in Micrograms per liter (µg/L)						ppm		pH
				Benzene	Toluene	Ethyl - Benzene	Total Xylenes	TPHg ^a	MTBE ^b	COD ^c	TSS ^d	
10/4/2000	190,140	0	NS	NS	NS	NS	NS	NS	NS	NS	NS	NS
10/17/2000	190,140	0	NS	NS	NS	NS	NS	NS	NS	NS	NS	NS
11/10/2000	190,440	300	NS	NS	NS	NS	NS	NS	NS	NS	NS	NS
11/29/2000	200,600	10,460	Influent	14	<0.5	<0.5	1.1	96	NA	NA	NA	NA
			Dat-Eff	<0.5	<0.5	<0.5	<0.5	<50	NA	NA	NA	NA
			Mid-1	<0.5	<0.5	<0.5	<0.5	<50	NA	NA	NA	NA
			Mid-2	<0.5	<0.5	<0.5	<0.5	<50	NA	NA	NA	NA
			Effluent	<0.5	<0.5	<0.5	<0.5	<50	NA	NA	NA	NA
12/7/2000	201,010	410	Influent	14	<0.5	<0.5	<0.5	56	NA	NA	NA	NA
			Dat-Eff	<0.5	<0.5	<0.5	<0.5	<50	NA	NA	NA	NA
			Mid-1	<0.5	<0.5	<0.5	<0.5	<50	NA	NA	NA	NA
			Mid-2	<0.5	<0.5	<0.5	<0.5	<50	NA	NA	NA	NA
			Effluent	<0.5	<0.5	<0.5	<0.5	<50	NA	NA	NA	NA
12/20/2000	218,900	17,890	NS	NS	NS	NS	NS	NS	NS	NS	NS	
01/04/01	218,970	70	NS	NS	NS	NS	NS	NS	NS	NS	NS	
01/19/01	110	100	Influent	<0.5	<0.5	<0.5	<0.5	<50	NA	NA	NA	NA
			Dat-Eff	<0.5	<0.5	<0.5	<0.5	<50	NA	NA	NA	NA
			Mid-1	<0.5	<0.5	<0.5	<0.5	<50	NA	NA	NA	NA
			Mid-2	<0.5	<0.5	<0.5	<0.5	<50	NA	NA	NA	NA
			Effluent	<0.5	<0.5	<0.5	<0.5	<50	NA	NA	NA	NA
02/15/01	12,730	12,620	NS	NS	NS	NS	NS	NS	NS	NS	NS	
02/23/01	21,900	9,170	Influent	<0.5	<0.5	<0.5	<0.5	<50	240	NA	NA	NA
			Dat-Eff	<0.5	<0.5	<0.5	<0.5	<50	1.8	NA	NA	NA
			Mid-1	<0.5	<0.5	<0.5	<0.5	<50	7.3	NA	NA	NA
			Mid-2	<0.5	<0.5	<0.5	<0.5	<50	<0.5	NA	NA	NA
			Effluent	<0.5	<0.5	<0.5	<0.5	<50	1.4	<10	5.0	7.63
03/01/01	22,260	360	Influent	<0.5	<0.5	<0.5	<0.5	<50	NA	NA	NA	NA
			Dat-Eff	<0.5	<0.5	<0.5	<0.5	<50	NA	NA	NA	NA
			Mid-1	<0.5	<0.5	<0.5	<0.5	<50	NA	NA	NA	NA
			Mid-2	<0.5	<0.5	<0.5	<0.5	<50	NA	NA	NA	NA
			Effluent	<0.5	<0.5	<0.5	<0.5	<50	NA	<10	<5.0	7.49
03/23/01	50,000	27,740	NS	NS	NS	NS	NS	NS	NS	NS	NS	

Table 2
Ground Water System Performance Data Sheet
Tesoro Station No. 67107
(Former Beacon Station No. 3721)

Site Visit (Date)	Totalizer	Change in Totalizer	Sample ID	Concentrations in Micrograms per liter (µg/L)						ppm		pH
				Benzene	Toluene	Ethyl - Benzene	Total Xylenes	TPHg ^a	MTBE ^b	COD ^c	TSS ^d	
04/05/01	118,900	68,900	Influent	<0.5	<0.5	<0.5	<0.5	<50	320	NA	NA	NA
			Dat-Eff	<0.5	<0.5	<0.5	<0.5	<50	<5.0	NA	NA	NA
			Mid-1	<0.5	<0.5	<0.5	<0.5	<50	65	NA	NA	NA
			Mid-2	<0.5	<0.5	<0.5	<0.5	<50	9.2	NA	NA	NA
			Effluent	<0.5	<0.5	<0.5	<0.5	<50	<5.0	<10	<5.0	7.79
04/18/01	140,190	21,290	NS	NS	NS	NS	NS	NS	NS	NS	NS	
05/15/01	159,810	19,620	NS	NS	NS	NS	NS	NS	NS	NS	NS	
05/21/01	172,540	12,730	Influent	3.8	1.4	1.3	16	67	NA	NA	NA	NA
			Dat-Eff	<0.5	<0.5	<0.5	<0.5	<50	NA	NA	NA	NA
			Mid-1	<0.5	<0.5	<0.5	<0.5	<50	NA	NA	NA	NA
			Mid-2	<0.5	<0.5	<0.5	<0.5	<50	NA	NA	NA	NA
			Effluent	<0.5	<0.5	<0.5	<0.5	<50	NA	<10	<5.0	7.90
06/05/01	185,810	13,270	NS	NS	NS	NS	NS	NS	NS	NS	NS	
06/21/01	185,830	20	Influent	2.9	<0.5	<0.5	<0.5	<50	NA	NA	NA	NA
			Dat-Eff	<0.5	<0.5	<0.5	<0.5	<50	NA	NA	NA	NA
			Mid-1	<0.5	<0.5	<0.5	<0.5	<50	NA	NA	NA	NA
			Mid-2	<0.5	<0.5	<0.5	<0.5	<50	NA	NA	NA	NA
			Effluent	<0.5	<0.5	<0.5	<0.5	<50	NA	<10	<5.0	7.44
07/05/01	186,000	170	Influent	3.6	<0.5	<0.5	<0.5	<50	290	NA	NA	NA
			Dat-Eff	<0.5	<0.5	<0.5	<0.5	100	8.3	NA	NA	NA
			Mid-1	<0.5	<0.5	<0.5	<0.5	<50	47	NA	NA	NA
			Mid-2	<0.5	<0.5	<0.5	<0.5	<50	12	NA	NA	NA
			Effluent	<0.5	<0.5	<0.5	<0.5	<50	<5.0	<10	<5.0	6.99
07/16/01	NM	NM	NS	NS	NS	NS	NS	NS	NS	NS	NS	
08/17/01	186,040	40	NS	NS	NS	NS	NS	NS	NS	NS	NS	
08/24/01	207,160	21,120	Influent	8.5	<0.5	<0.5	1.4	<50	370	NA	NA	NA
			Dat-Eff	<0.5	<0.5	<0.5	<0.5	100	62	NA	NA	NA
			Mid-1	<0.5	<0.5	<0.5	<0.5	<50	90	NA	NA	NA
			Mid-2	<0.5	<0.5	<0.5	<0.5	<50	25	NA	NA	NA
			Effluent	<0.5	<0.5	<0.5	<0.5	<50	<5.0	<10	<5.0	7.79
09/06/01	233,430	26,270	Influent	66	0.93	<0.5	6.3	150	650	NA	NA	NA
			Dat-Eff	<0.5	<0.5	<0.5	<0.5	<50	6.0	NA	NA	NA
			Mid-1	<0.5	<0.5	<0.5	<0.5	<50	67	NA	NA	NA
			Mid-2	<0.5	<0.5	<0.5	<0.5	<50	24	NA	NA	NA
			Effluent	<0.5	<0.5	<0.5	<0.5	<50	<5.0	<10	<5.0	7.62
09/29/01	239,410	5,980	NS	NS	NS	NS	NS	NS	NS	NS	NS	
10/08/01	273,690	34,280	NS	NS	NS	NS	NS	NS	NS	NS	NS	

Table 2
Ground Water System Performance Data Sheet
Tesoro Station No. 67107
(Former Beacon Station No. 3721)

Site Visit (Date)	Totalizer	Change in Totalizer	Sample ID	Concentrations in Micrograms per liter (µg/L)						ppm		pH
				Benzene	Toluene	Ethyl - Benzene	Total Xylenes	TPHg ^a	MTBE ^b	COD ^c	TSS ^d	
10/19/01	273,800	110	NS	NS	NS	NS	NS	NS	NS	NS	NS	NS
11/02/01	352,260	78,460	NS	NS	NS	NS	NS	NS	NS	NS	NS	NS
11/23/01	394,260	42,000	Influent	22	<2.0	<2.0	<2.0	<200	630	NA	NA	NA
			Dat-Eff	<0.5	<0.5	<0.5	<0.5	<50	<5.0	NA	NA	NA
			Mid-1	<0.5	<0.5	<0.5	<0.5	<50	31	NA	NA	NA
			Mid-2	<0.5	<0.5	<0.5	<0.5	<50	<5.0	NA	NA	NA
			Effluent	<0.5	<0.5	<0.5	<0.5	<50	<5.0	<10	<5.0	9.0777.82**
12/13/01	400,690	6,430	Influent	5.7	<1.0	<1.0	<1.0	<100	370	NA	NA	NA
			Dat-Eff	<0.5	<0.5	<0.5	<0.5	<50	<5.0	NA	NA	NA
			Mid-1	<0.5	<0.5	<0.5	<0.5	<50	31	NA	NA	NA
			Mid-2	<0.5	<0.5	<0.5	<0.5	<50	<5.0	NA	NA	NA
			Effluent	<0.5	<0.5	<0.5	<0.5	<50	<5.0	<10	NA	7.66**
12/27/2001	437,150	36,460	NS	NS	NS	NS	NS	NS	NS	NS	NS	
01/17/02	437,340	190	Influent	<0.5	<0.5	<0.5	<0.5	<50	240	NA	NA	NA
			Dat-Eff	<0.5	<0.5	<0.5	<0.5	<50	<5.0	NA	NA	NA
			Mid-1	<0.5	<0.5	<0.5	<0.5	<50	25	NA	NA	NA
			Mid-2	<0.5	<0.5	<0.5	<0.5	<50	<5.0	NA	NA	NA
			Effluent	<0.5	<0.5	<0.5	<0.5	<50	<5.0	<10	<5.0	7.54**
01/29/02	461,150	23,810	NS	NS	NS	NS	NS	NS	NS	NS	NS	
02/13/02	477,300	16,150	NS	NS	NS	NS	NS	NS	NS	NS	NS	
02/18/02	507,110	29,810	Influent	0.6	<0.5	<0.5	2.1	<50	180	NA	NA	NA
			Dat-Eff	<0.5	<0.5	<0.5	<0.5	<50	<5.0	NA	NA	NA
			Mid-1	<0.5	<0.5	<0.5	<0.5	<50	7.8	NA	NA	NA
			Mid-2	<0.5	<0.5	<0.5	<0.5	<50	<5.0	NA	NA	NA
			Effluent	<0.5	<0.5	<0.5	<0.5	<50	<5.0	<10	<5.0	7.68**
03/08/02	509,940	2,830	NS	NS	NS	NS	NS	NS	NS	NS	NS	
03/20/02	581,510	51,570	Influent	1.2	<0.5	<0.5	2.1	<50	210	NA	NA	NA
			Dat-Eff	<0.5	<0.5	<0.5	<0.5	<50	9.5	NA	NA	NA
			Mid-1	<0.5	<0.5	<0.5	<0.5	<50	18	NA	NA	NA
			Mid-2	<0.5	<0.5	<0.5	<0.5	<50	<5.0	NA	NA	NA
			Effluent	<0.5	<0.5	<0.5	<0.5	<50	<5.0	11	52	7.45**
04/12/02	568,950	7,440	NS	NS	NS	NS	NS	NS	NS	NS	NS	

Table 2
Ground Water System Performance Data Sheet
Tesoro Station No. 67107
(Former Beacon Station No. 3721)

Site Visit (Date)	Totalizer	Change in Totalizer	Sample ID	Concentrations in Micrograms per liter (µg/L)						ppm		pH
				Benzene	Toluene	Ethyl - Benzene	Total Xylenes	TPHg ^a	MTBE ^b	COD ^c	TSS ^d	
04/18/02	570,490	1,540	Influent	<0.5	<0.5	<0.5	<0.5	<50	140	NA	NA	NA
			Dat-Eff	<0.5	<0.5	<0.5	<0.5	<50	<5.0	NA	NA	NA
			Mid-1	NS	NS	NS	NS	NS	NS	NS	NS	NS
			Mid-2	<0.5	<0.5	<0.5	<0.5	<50	<5.0	NA	NA	NA
			Effluent	<0.5	<0.5	<0.5	<0.5	<50	<5.0	<10	26	7.8**
05/13/02	703,960	133,470	Influent	<0.5	<0.5	<0.5	<0.5	<50	220	NA	NA	NA
			Dat-Eff	<0.5	<0.5	<0.5	<0.5	<50	98	NA	NA	NA
			Mid-1	NS	NS	NS	NS	NS	NS	NS	NS	NS
			Mid-2	<0.5	<0.5	<0.5	<0.5	<50	<5.0	NA	NA	NA
			Effluent	<0.5	<0.5	<0.5	<0.5	<50	<5.0	13	<1.0	7.45**
05/24/02	762,880	58,920	NS	NS	NS	NS	NS	NS	NS	NS	NS	NS
06/12/02	861,220	98,340	Influent	<0.5	<0.5	<0.5	<0.5	<50	220	NA	NA	NA
			Dat-Eff	<0.5	<0.5	<0.5	<0.5	<50	89	NA	NA	NA
			Mid-1	NS	NS	NS	NS	NS	NS	NS	NS	NS
			Mid-2	<0.5	<0.5	<0.5	<0.5	<50	23	NA	NA	NA
			Effluent	<0.5	<0.5	<0.5	<0.5	<50	<5.0	<5.0	5	7.24**
06/20/02	902,920	41,700	NS	NS	NS	NS	NS	NS	NS	NS	NS	
07/05/02	976,890	73,970	NS	NS	NS	NS	NS	NS	NS	NS	NS	
07/23/02	988,120	11,230	Influent	85	<0.5	<0.5	7.3	220	520	NA	NA	NA
			Dat-Eff	<0.5	<0.5	<0.5	<0.5	<50	<5.0	NA	NA	NA
			Mid-1	NS	NS	NS	NS	NS	NS	NS	NS	NS
			Mid-2	<0.5	<0.5	<0.5	<0.5	<50	<5.0	NA	NA	NA
			Effluent	<0.5	<0.5	<0.5	<0.5	<50	<5.0	10	3.6	7.46**
08/01/02	1,040,520	52,400	NS	NS	NS	NS	NS	NS	NS	NS	NS	
08/21/02	1,132,920	92,400	Influent	<0.5	<0.5	<0.5	<0.5	<50	190	NA	NA	NA
			Dat-Eff	<0.5	<0.5	<0.5	<0.5	<50	29	NA	NA	NA
			Mid-1	<0.5	<0.5	<0.5	<0.5	<50	<0.5	NA	NA	NA
			Mid-2	<0.5	<0.5	<0.5	<0.5	<50	<0.5	NA	NA	NA
			Effluent	<0.5	<0.5	<0.5	<0.5	<50	4.8	5.1	<1.0	7.32**
09/14/02	1,245,710	112,790	NS	NS	NS	NS	NS	NS	NS	NS	NS	
09/23/02	1,268,520	22,810	Influent	6.5	0.53	1.2	2.5	<50	230	NA	NA	NA
			Dat-Eff	<0.5	<0.5	<0.5	<0.5	<50	<5.0	NA	NA	NA
			Mid-1	<0.5	<0.5	<0.5	<0.5	<50	<5.0	NS	NS	NS
			Mid-2	<0.5	<0.5	<0.5	<0.5	<50	<5.0	NA	NA	NA
			Effluent	<0.5	<0.5	<0.5	<0.5	<50	<5.0	7.7	<1.0	7.47**
10/07/02	1,332,060	63,540	NS	NS	NS	NS	NS	NS	NS	NS	NS	

Table 2
 Ground Water System Performance Data Sheet
 Tesoro Station No. 67107
 (Former Beacon Station No. 3721)

Site Visit (Date)	Totalizer	Change in Totalizer	Sample ID	Concentrations in Micrograms per liter (µg/L)						ppm		pH
				Benzene	Toluene	Ethyl - Benzene	Total Xylenes	TPHg ^a	MTBE ^b	COD ^c	TSS ^d	
10/22/02	1,392,920	60,860	Influent	<0.5	<0.5	<0.5	<0.5	<50	150	NA	NA	NA
			Dat-Eff	<0.5	<0.5	<0.5	<0.5	<50	69	NA	NA	NA
			Mid-1	<0.5	<0.5	<0.5	<0.5	<50	<5.0	NS	NS	NS
			Mid-2	<0.5	<0.5	<0.5	<0.5	<50	<5.0	NA	NA	NA
			Effluent	<0.5	<0.5	<0.5	<0.5	<50	<5.0	13.0	<1.0	7.48**
11/11/02	1,411,070	18,150	NS	NS	NS	NS	NS	NS	NS	NS	NS	
11/24/02	1,474,210	63,140	Influent	<0.5	<0.5	<0.5	<0.5	<50	170	NA	NA	NA
			Dat-Eff	<0.5	<0.5	<0.5	<0.5	<50	130	NA	NA	NA
			Mid-1	<0.5	<0.5	<0.5	<0.5	<50	3.2	NS	NS	NS
			Mid-2	<0.5	<0.5	<0.5	<0.5	<50	<0.5	NA	NA	NA
			Effluent	<0.5	<0.5	<0.5	<0.5	<50	0.95	10.0	<1.0	7.52**
12/11/02	1,548,430	74,220	NS	NS	NS	NS	NS	NS	NS	NS	NS	
12/20/02	1,597,130	48,700	Influent	<0.5	<0.5	<0.5	<0.5	<50	150	NA	NA	NA
			Dat-Eff	<0.5	<0.5	<0.5	<0.5	<50	120	NA	NA	NA
			Mid-1	<0.5	<0.5	<0.5	<0.5	<50	1.5	NS	NS	NS
			Mid-2	<0.5	<0.5	<0.5	<0.5	<50	0.57	NA	NA	NA
			Effluent	<0.5	<0.5	<0.5	<0.5	<50	0.71	<5.0	<1.0	7.58**
01/03/03	1,671,090	73,960	NS	NS	NS	NS	NS	NS	NS	NS	NS	
01/29/03	1,807,900	136,810	Influent	<0.5	<0.5	<0.5	<0.5	<50	NA	NA	NA	NA
			Dat-Eff	<0.5	<0.5	<0.5	<0.5	<50	NA	NA	NA	NA
			Mid-1	<0.5	<0.5	<0.5	<0.5	<50	NA	NS	NS	NS
			Mid-2	<0.5	<0.5	<0.5	<0.5	<50	NA	NA	NA	NA
			Effluent	<0.5	<0.5	<0.5	<0.5	<50	NA	10.0	<1.0	7.47**
02/17/03	1,904,010	96,110	NS	NS	NS	NS	NS	NS	NS	NS	NS	
02/20/03	1,919,460	15,450	Influent	<0.5	<0.5	<0.5	<0.5	<50	130	NA	NA	NA
			Dat-Eff	<0.5	<0.5	<0.5	<0.5	<50	100	NA	NA	NA
			Mid-1	<0.5	<0.5	<0.5	<0.5	<50	7.2	NS	NS	NS
			Mid-2	<0.5	<0.5	<0.5	<0.5	<50	<0.5	NA	NA	NA
			Effluent	<0.5	<0.5	<0.5	<0.5	<50	<0.5	7.7	<1.0	7.71
03/04/03	1,978,940	59,480	NS	NS	NS	NS	NS	NS	NS	NS	NS	

Table 2
 Ground Water System Performance Data Sheet
 Tesoro Station No. 67107
 (Former Beacon Station No. 3721)

Site Visit (Date)	Totalizer	Change in Totalizer	Sample ID	Concentrations in Micrograms per liter (µg/L)						ppm		pH
				Benzene	Toluene	Ethyl - Benzene	Total Xylenes	TPHg ^a	MTBE ^b	COD ^c	TSS ^d	
03/20/03	2,012,550	33,610	Influent	5.7	0.72	1.5	5.1	65	260	NA	NA	NA
			Dat-Eff	<0.5	<0.5	<0.5	<0.5	<50	<0.5	NA	NA	NA
			Mid-1	<0.5	<0.5	<0.5	<0.5	<50	2.3	NS	NS	NS
			Mid-2	<0.5	<0.5	<0.5	<0.5	<50	<0.5	NA	NA	NA
			Effluent	<0.5	<0.5	<0.5	<0.5	<50	0.52	<5.0	<1.0	7.42

Total Gallons Treated = (totalizer reading + 218,970 gallons)

* = changed out totalizer

** = Field Measurements

ppm = parts per million

Notes:

a) Total Petroleum Hydrocarbon as gasoline

b) Methyl-t-butyl ether

c) C.O.D. = Chemical oxygen demand.

d) T.S.S. = Total suspended solids.

TABLE 3
SVE SYSTEM ANALYTICAL RESULTS

Tesoro Station No. 67107
(Former Beacon Station No. 3721)
44 Lewelling Boulevard
San Lorenzo, California

Sample I.D.	Date	Benzene (ppmv)	Toluene (ppmv)	Ethyl-benzene (ppmv)	Total Xylenes (ppmv)	TPH as gasoline (ppmv)	MTBE (ppmv)
Influent	4/7/2000	<0.05	<0.05	<0.05	<0.05	<5.0	NA
Mid Air	4/7/2000	<0.05	<0.05	<0.05	<0.05	<5.0	NA
Effluent	4/7/2000	<0.05	<0.05	<0.05	<0.05	<5.0	NA
Influent	5/10/2000	<0.05	<0.05	<0.05	<0.05	<5.0	NA
Mid Air	5/10/2000	<0.05	<0.05	<0.05	<0.05	<5.0	NA
Effluent	5/10/2000	<0.05	<0.05	<0.05	<0.05	<5.0	NA
Influent	6/8/2000	<0.05	<0.05	<0.05	<0.05	<5.0	NA
Mid Air	6/8/2000	<0.05	<0.05	<0.05	<0.05	<5.0	NA
Effluent	6/8/2000	<0.05	<0.05	<0.05	<0.05	<5.0	NA
Influent	11/29/2000	<0.05	<0.05	<0.05	<0.05	<5.0	NA
Mid Air	11/29/2000	<0.05	<0.05	<0.05	<0.05	<5.0	NA
Effluent	11/29/2000	<0.05	<0.05	<0.05	<0.05	<5.0	NA
Influent	12/7/2000	<0.05	<0.05	<0.05	<0.05	<5.0	<0.10
Mid Air	12/7/2000	<0.05	<0.05	<0.05	<0.05	<5.0	<0.10
Effluent	12/7/2000	<0.05	<0.05	<0.05	<0.05	<5.0	<0.10
Influent	1/19/2001	<0.05	<0.05	<0.05	<0.05	<5.0	<0.10
Mid Air	1/19/2001	<0.05	<0.05	<0.05	0.053	<5.0	<0.10
Effluent	1/19/2001	<0.05	<0.05	<0.05	0.071	<5.0	<0.10
Influent	2/23/2001	<0.05	<0.05	<0.05	<0.05	<5.0	<0.10
Mid Air	2/23/2001	<0.05	<0.05	<0.05	<0.05	<5.0	<0.10
Effluent	2/23/2001	<0.05	<0.05	<0.05	<0.05	<5.0	<0.10
Influent	3/1/2001	<0.05	<0.05	<0.05	<0.05	<5.0	<0.10
Mid Air	3/1/2001	<0.05	<0.05	<0.05	<0.05	<5.0	<0.10
Effluent	3/1/2001	<0.05	<0.05	<0.05	0.055	<5.0	<0.10
Influent	4/5/2001	<0.05	<0.05	<0.05	<0.05	<5.0	<0.10
Mid Air	4/5/2001	<0.05	<0.05	<0.05	<0.05	<5.0	<0.10
Effluent	4/5/2001	<0.05	<0.05	<0.05	<0.05	<5.0	<0.10
Influent	5/21/2001	<0.05	<0.05	<0.05	<0.05	<5.0	<0.10
Mid Air	5/21/2001	<0.05	<0.05	<0.05	<0.05	<5.0	<0.10
Effluent	5/21/2001	<0.05	<0.05	<0.05	<0.05	<5.0	<0.10

TABLE 3
SVE SYSTEM ANALYTICAL RESULTS
 Tesoro Station No. 67107
 (Former Beacon Station No. 3721)
 44 Lewelling Boulevard
 San Lorenzo, California

Sample I.D.	Date	Benzene (ppmv)	Toluene (ppmv)	Ethyl-benzene (ppmv)	Total Xylenes (ppmv)	TPH as gasoline (ppmv)	MTBE (ppmv)
Influent	6/21/2001	<0.05	<0.05	<0.05	<0.05	5.3	<0.10
Mid Air	6/21/2001	<0.05	<0.05	<0.05	<0.05	8.4	<0.10
Effluent	6/21/2001	<0.05	<0.05	<0.05	<0.05	<5.0	<0.10
Influent	7/5/2001	<0.05	<0.05	<0.05	<0.05	<5.0	<0.10
Mid Air	7/5/2001	<0.05	<0.05	<0.05	<0.05	<5.0	<0.10
Effluent	7/5/2001	<0.05	<0.05	<0.05	<0.05	<5.0	<0.10
Influent	8/24/2001	<0.05	<0.05	<0.05	<0.05	<5.0	<0.10
Mid Air	8/24/2001	<0.05	<0.05	<0.05	<0.05	<5.0	<0.10
Effluent	8/24/2001	<0.05	<0.05	<0.05	0.066	<5.0	<0.10
Influent	9/6/2001	<0.05	<0.05	<0.05	<0.05	<5.0	<0.10
Mid Air	9/6/2001	<0.05	<0.05	<0.05	<0.05	<5.0	<0.10
Effluent	9/6/2001	<0.05	<0.05	<0.05	<0.05	<5.0	<0.10
Influent	11/23/2001	<0.05	<0.05	<0.05	<0.05	<5.0	NA
Mid Air	11/23/2001	<0.05	<0.05	<0.05	<0.05	<5.0	NA
Effluent	11/23/2001	<0.05	<0.05	<0.05	<0.05	<5.0	NA
Influent	12/13/2001	<0.05	<0.05	<0.05	<0.05	<5.0	NA
Mid Air	12/13/2001	<0.05	<0.05	<0.05	<0.05	<5.0	NA
Effluent	12/13/2001	<0.05	<0.05	<0.05	<0.05	<5.0	NA
Influent	1/17/2002	<0.05	<0.05	<0.05	<0.05	<5.0	<0.1
Mid Air	1/17/2002	<0.05	<0.05	<0.05	<0.05	<5.0	<0.1
Effluent	1/17/2002	<0.05	<0.05	<0.05	<0.05	<5.0	<0.1
Influent	3/20/2002	<0.05	<0.05	<0.05	<0.05	<5.0	NA
Mid Air	3/20/2002	<0.05	<0.05	<0.05	<0.05	<5.0	NA
Effluent	3/20/2002	<0.05	<0.05	<0.05	<0.05	<5.0	NA
Influent	4/18/2002	<0.05	<0.05	<0.05	<0.05	<5.0	0.17
Mid Air	4/18/2002	<0.05	<0.05	<0.05	<0.05	<5.0	<0.10
Effluent	4/18/2002	<0.05	<0.05	<0.05	<0.05	<5.0	<0.10
Influent	5/13/2002	<0.05	<0.05	<0.05	<0.05	<5.0	NA
Mid Air	5/13/2002	<0.05	<0.05	<0.05	<0.05	<5.0	NA
Effluent	5/13/2002	<0.05	<0.05	<0.05	<0.05	<5.0	NA

TABLE 3
SVE SYSTEM ANALYTICAL RESULTS
 Tesoro Station No. 67107
 (Former Beacon Station No. 3721)
 44 Lewelling Boulevard
 San Lorenzo, California

Sample I.D.	Date	Benzene (ppmv)	Toluene (ppmv)	Ethyl-benzene (ppmv)	Total Xylenes (ppmv)	TPH as gasoline (ppmv)	MTBE (ppmv)
Influent	6/12/2002	<0.05	<0.05	<0.05	<0.05	<5.0	<0.10
Mid Air	6/12/2002	<0.05	<0.05	<0.05	<0.05	<5.0	<0.10
Effluent	6/12/2002	<0.05	<0.05	<0.05	<0.05	<5.0	<0.10
Influent	8/21/2002	<0.05	<0.05	<0.05	<0.05	<5.0	NA
Mid Air	8/21/2002	<0.05	<0.05	<0.05	<0.05	<5.0	NA
Effluent	8/21/2002	<0.05	<0.05	<0.05	<0.05	<5.0	NA
Influent	9/23/2002	<0.05	<0.05	<0.05	<0.05	<5.0	<0.10
Mid Air	9/23/2002	<0.05	<0.05	<0.05	<0.05	<5.0	<0.10
Effluent	9/23/2002	<0.05	<0.05	<0.05	<0.05	<5.0	<0.10
Influent	10/21/2002	<0.05	<0.05	<0.05	<0.05	<5.0	<0.10
Mid Air	10/21/2002	<0.05	<0.05	<0.05	<0.05	<5.0	<0.10
Effluent	10/21/2002	<0.05	<0.05	<0.05	<0.05	<5.0	<0.10
Influent	11/24/2002	<0.05	<0.05	<0.05	<0.05	<5.0	<0.10
Mid Air	11/24/2002	<0.05	<0.05	<0.05	<0.05	<5.0	<0.10
Effluent	11/24/2002	<0.05	<0.05	<0.05	<0.05	<5.0	<0.10
Influent	12/20/2002	<0.05	<0.05	<0.05	0.05	<5.0	<0.10
Mid Air	12/20/2002	<0.05	<0.05	<0.05	<0.05	<5.0	<0.10
Effluent	12/20/2002	<0.05	<0.05	<0.05	<0.05	<5.0	<0.10
Influent	1/29/2003	<0.05	<0.05	<0.05	0.05	<5.0	NA
Mid Air	1/29/2003	<0.05	<0.05	<0.05	<0.05	<5.0	NA
Effluent	1/29/2003	<0.05	<0.05	<0.05	<0.05	<5.0	NA
Influent	2/20/2003	<0.05	<0.05	<0.05	<0.05	<5.0	<0.10
Mid Air	2/20/2003	<0.05	<0.05	<0.05	<0.05	<5.0	<0.10
Effluent	2/20/2003	<0.05	<0.05	<0.05	<0.05	<5.0	<0.10
Influent	3/20/2003	<0.05	<0.05	<0.05	0.05	<5.0	<0.10
Mid Air	3/20/2003	<0.05	<0.05	<0.05	<0.05	<5.0	<0.10
Effluent	3/20/2003	<0.05	<0.05	<0.05	<0.05	<5.0	<0.10

MTBE = methyl-t-butyl ether
 TPH = Total Petroleum Hydrocarbons
 ppmv = parts per million by volume
 NA = not analyzed

TABLE 4

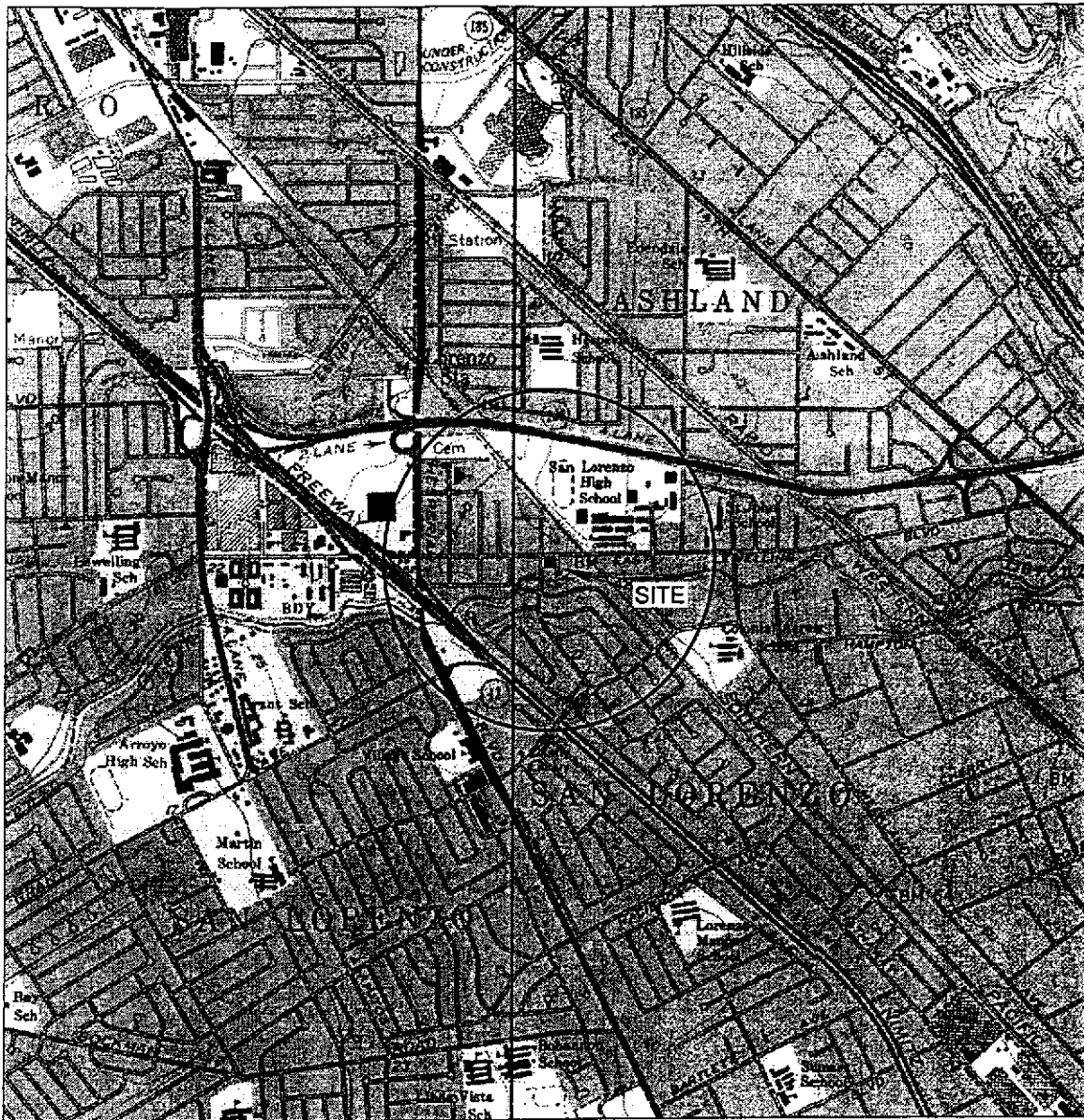
SVE SYSTEM MONITORING

Tesoro Station No. 67107
 (Former Beacon Station No. 3721)
 44 Lewelling Boulevard
 San Lorenzo, California

Date	Inlet Flow Rate (ft ³ /min)	Stack Flow Rate (ft ³ /min)	SVE		SVE		SVE		SVE		Cumulative Volume of Processed Air (cubic feet)	Cumulative		Total Hours Operated	Change in Hours of Operation
			TPH Influent (ppmv)	SVE TPH Effluent (ppmv)	Benzene Influent (ppmv)	Benzene Effluent (ppmv)	SVE TPH Extraction Rate (lbs/day)	SVE TPH Mass Emission (lbs/day)	Benzene Extraction Rate (lbs/day)	Benzene Emission Rate (lbs/day)		TPH Extraction (lbs)	TPH Extraction (lbs)		
04/07/00	105	105	<5.0	<5.0	<0.05	<0.05	<0.18	<0.18	<0.002	<0.002	5.53 E+05	0.7	NA	15,346	88
05/10/00	124	124	<5.0	<5.0	<0.05	<0.05	<0.21	<0.21	<0.002	<0.002	5.88 E+06	6.5	7.2	16,138	792
06/08/00	124	124	<5.0	<5.0	<0.05	<0.05	<0.21	<0.21	<0.002	<0.002	5.17 E+06	3.1	10.3	16,834	696
11/29/00	140	140	<5.0	<5.0	<0.05	<0.05	<0.24	<0.24	<0.002	<0.002	2.34 E+07	14.0	24.3	19,619	2,785
12/07/00	140	140	<5.0	<5.0	<0.05	<0.05	<0.24	<0.24	<0.002	<0.002	1.61 E+06	1.0	25.2	19,811	192
01/19/01	170	170	<5.0	<5.0	<0.05	<0.05	<0.29	<0.29	<0.002	<0.002	1.05 E+07	6.3	31.5	20,841	1,030
02/23/01	130	130	<5.0	<5.0	<0.05	<0.05	<0.22	<0.22	<0.002	<0.002	6.52 E+06	3.9	35.4	21,677	836
03/01/01	209	209	<5.0	<5.0	<0.05	<0.05	<0.36	<0.36	<0.003	<0.003	1.83 E+06	1.1	36.5	21,823	146
04/05/01	205	205	<5.0	<5.0	<0.05	<0.05	<0.35	<0.35	<0.003	<0.003	1.03 E+07	6.2	42.7	22,661	838
05/21/01	220	220	<5.0	<5.0	<0.05	<0.05	<0.38	<0.38	<0.003	<0.003	6.17 E+06	3.7	46.4	23,128	468
06/21/01	240	240	5.3	<5.0	<0.05	<0.05	<0.44	<0.41	<0.003	<0.003	1.06 E+07	6.7	53.1	23,864	735
07/05/01	220	220	<5.0	<5.0	<0.05	<0.05	<0.38	<0.38	<0.003	<0.003	4.38 E+06	2.6	55.7	24,196	332
08/24/01	220	220	<5.0	<5.0	<0.05	<0.05	<0.38	<0.38	<0.003	<0.003	2.16 E+06	1.3	57.0	24,359	163
09/29/01	240	240	<5.0	<5.0	<0.05	<0.05	<0.41	<0.41	<0.003	<0.003	4.42 E+06	2.6	59.7	24,666	307
11/23/01	230	230	<5.0	<5.0	<0.05	<0.05	<0.40	<0.40	<0.003	<0.003	2.58 E+07	15.5	75.1	26,537	1,871
12/13/01	210	210	<5.0	<5.0	<0.05	<0.05	<0.36	<0.36	<0.003	<0.003	6.05 E+06	3.6	78.8	27,017	480
01/17/02	230	230	<5.0	<5.0	<0.05	<0.05	<0.40	<0.40	<0.003	<0.003	1.17 E+07	7.0	85.7	27,861	844
03/20/02	230	230	<5.0	<5.0	<0.05	<0.05	<0.40	<0.40	<0.003	<0.003	2.05 E+07	12.3	98.0	29,347	1,486
04/18/02	230	230	<5.0	<5.0	<0.05	<0.05	<0.40	<0.40	<0.003	<0.003	9.49 E+06	5.7	103.7	30,035	688
05/13/02	230	230	<5.0	<5.0	<0.05	<0.05	<0.40	<0.40	<0.003	<0.003	8.29 E+06	5.0	108.7	30,636	601
06/12/02	210	210	<5.0	<5.0	<0.05	<0.05	<0.36	<0.36	<0.003	<0.003	9.39 E+06	5.6	114.3	31,381	745
08/21/02	230	230	<5.0	<5.0	<0.05	<0.05	<0.40	<0.40	<0.003	<0.003	2.30 E+07	13.7	128.0	33,044	1,664
09/23/02	228	228	<5.0	<5.0	<0.05	<0.05	<0.39	<0.39	<0.003	<0.003	1.08 E+07	6.5	134.5	33,832	787
10/21/02	220	220	<5.0	<5.0	<0.05	<0.05	<0.38	<0.38	<0.003	<0.003	8.92 E+06	5.3	139.8	34,508	676
11/24/02	218	218	<5.0	<5.0	<0.05	<0.05	<0.38	<0.38	<0.003	<0.003	1.06 E+07	6.4	146.2	35,320	812
12/20/02	218	218	<5.0	<5.0	<0.05	<0.05	<0.38	<0.38	<0.003	<0.003	8.24 E+06	4.9	151.1	35,950	630
01/29/03	200	200	<5.0	<5.0	<0.05	<0.05	<0.34	<0.34	<0.003	<0.003	1.15 E+07	6.9	158.0	36,906	956
02/20/03	215	215	<5.0	<5.0	<0.05	<0.05	<0.37	<0.37	<0.003	<0.003	6.85 E+06	4.1	162.1	37,437	531
03/20/03	210	210	<5.0	<5.0	<0.05	<0.05	<0.36	<0.36	<0.003	<0.003	8.40 E+06	5.0	167.1	38,104	667

TPH = Total petroleum hydrocarbons.

ppmv = Parts per million by volume.



GENERAL NOTES:
 BASE MAP FROM U.S.G.S.
 HAYWARD, CA.
 7.5 MINUTE TOPOGRAPHIC
 PHOTOREVISED 1980



QUADRANGLE LOCATION

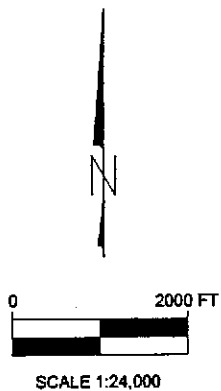
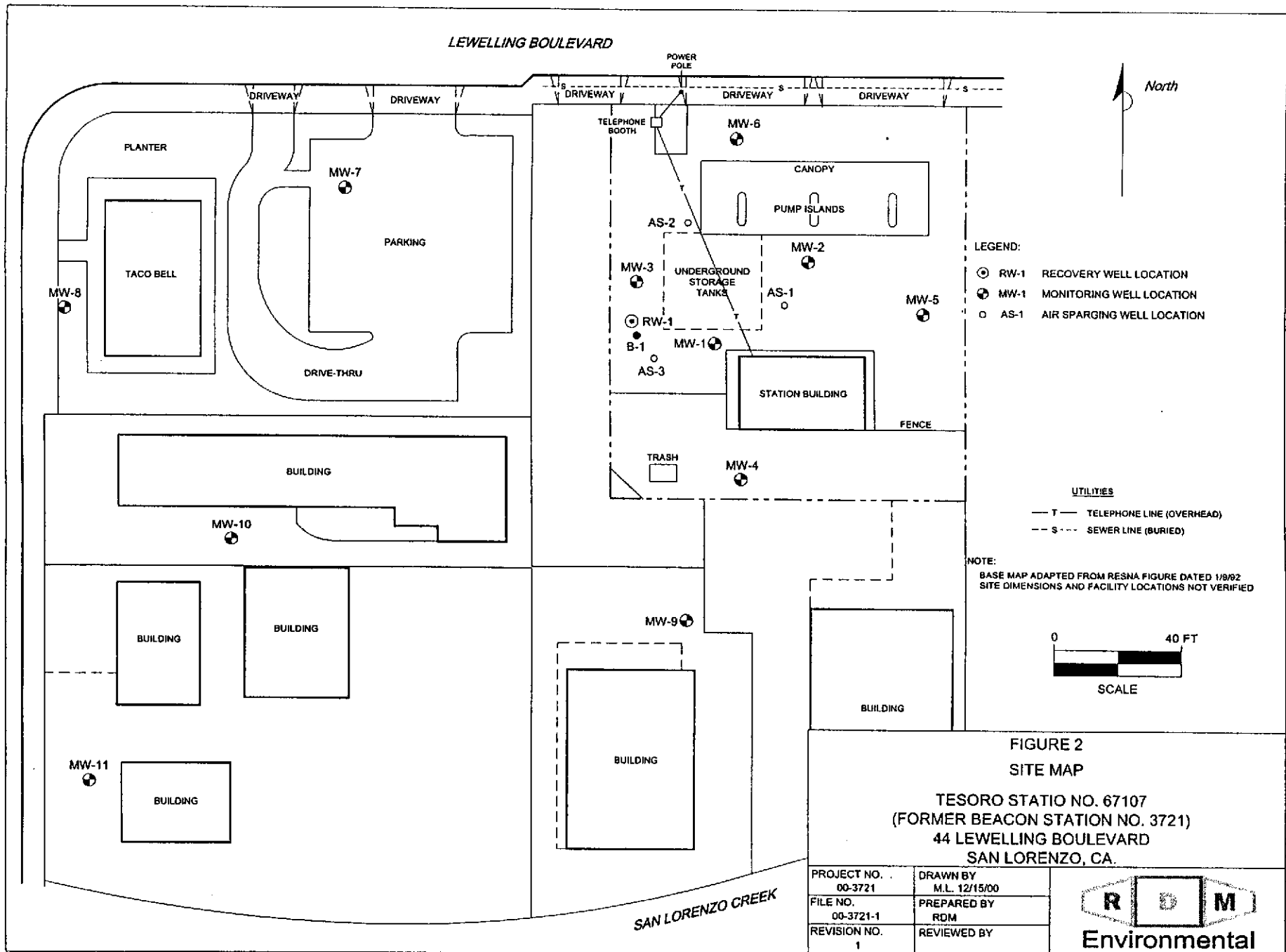


FIGURE 1
 SITE LOCATION MAP
 TESORO STATION NO. 67107
 (FORMER BEACON STATION NO. 3721)
 44 LEWELLING BOULEVARD
 SAN LORENZO, CA.

PROJECT NO. 00-3721	DRAWN BY M.L. 12/15/00
FILE NO. 00-3721-1A	PREPARED BY RDM
REVISION NO. 1	REVIEWED BY



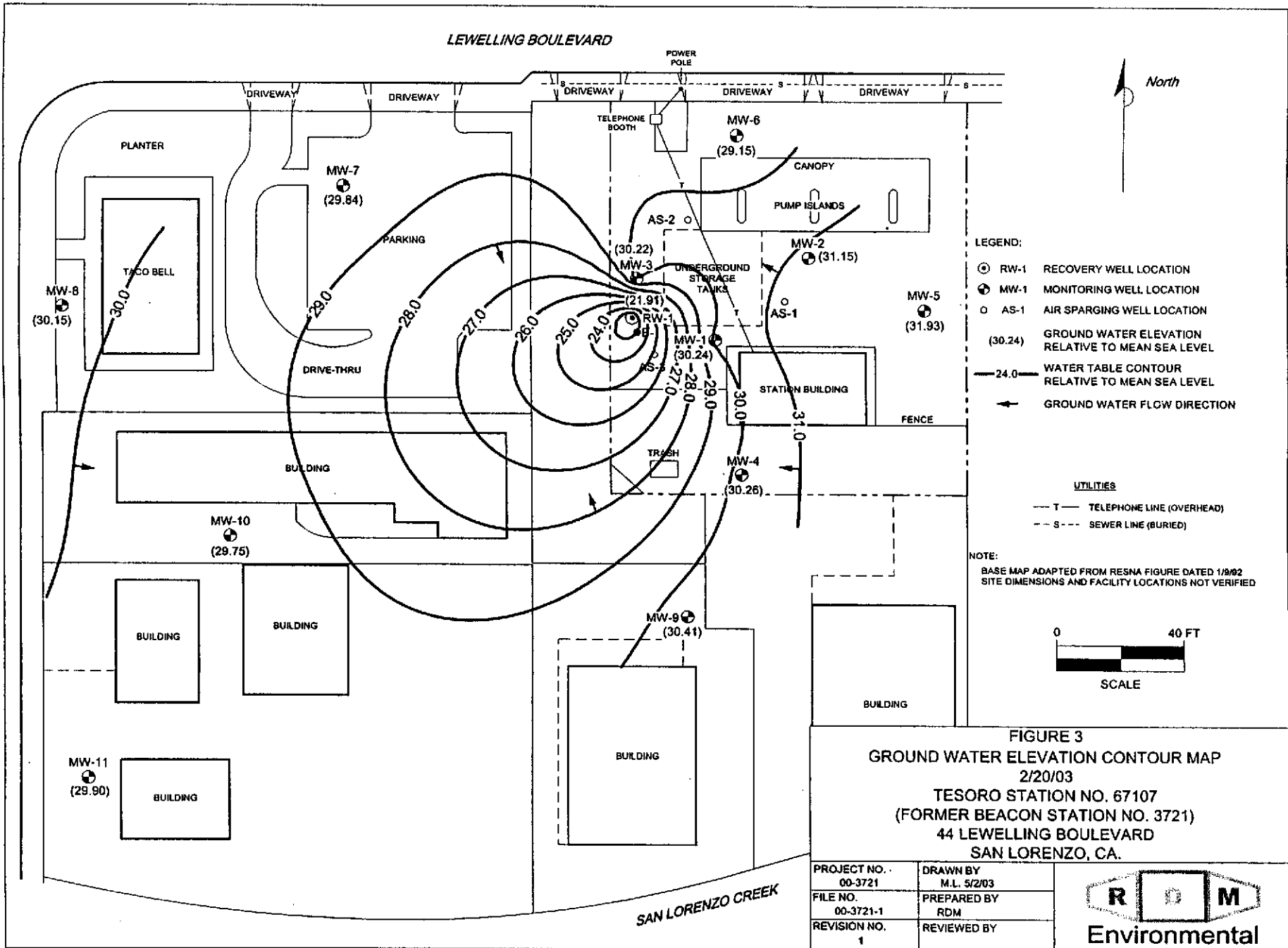


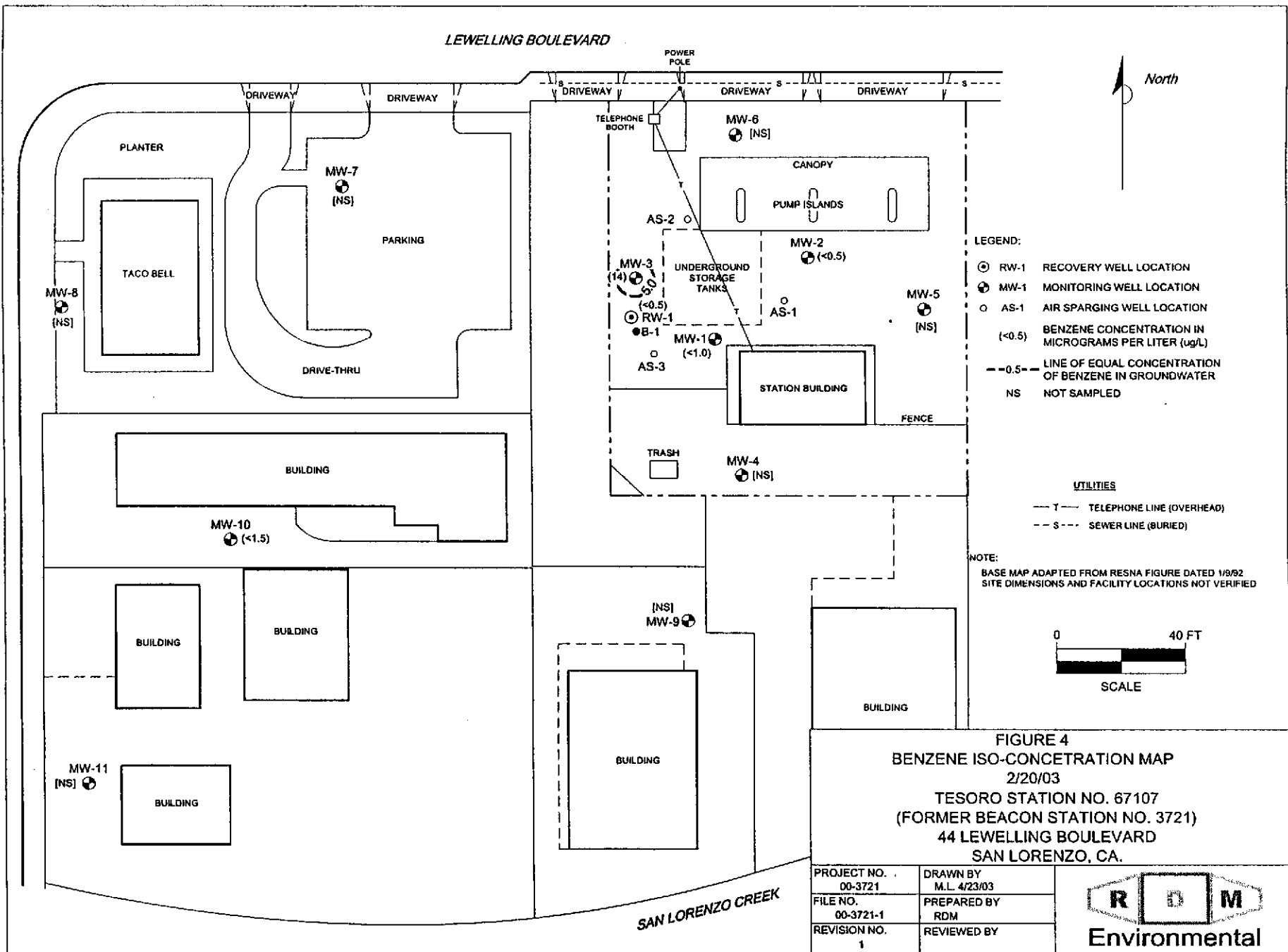
**FIGURE 2
SITE MAP**

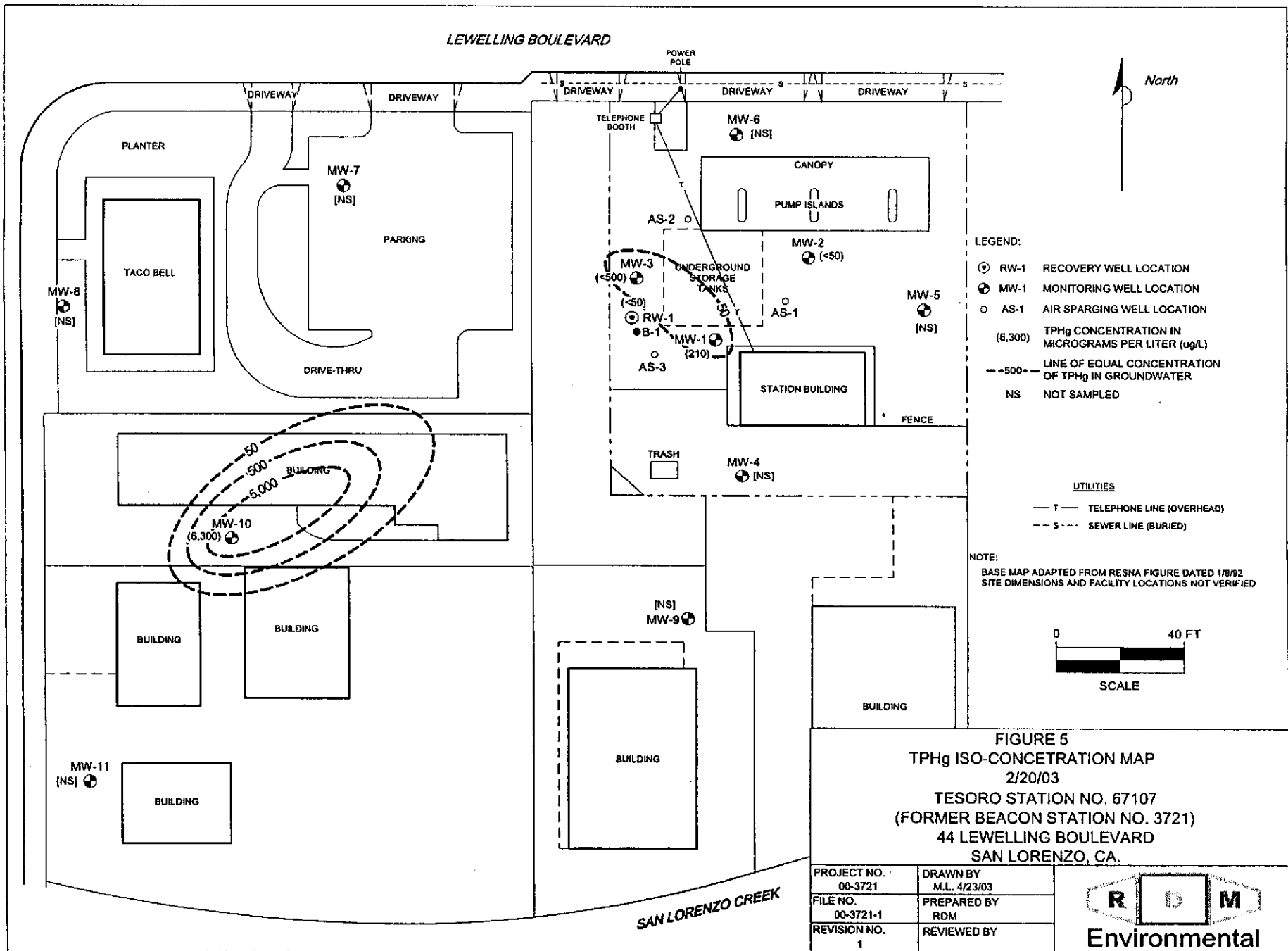
**TESORO STATIO NO. 67107
(FORMER BEACON STATION NO. 3721)
44 LEWELLING BOULEVARD
SAN LORENZO, CA.**

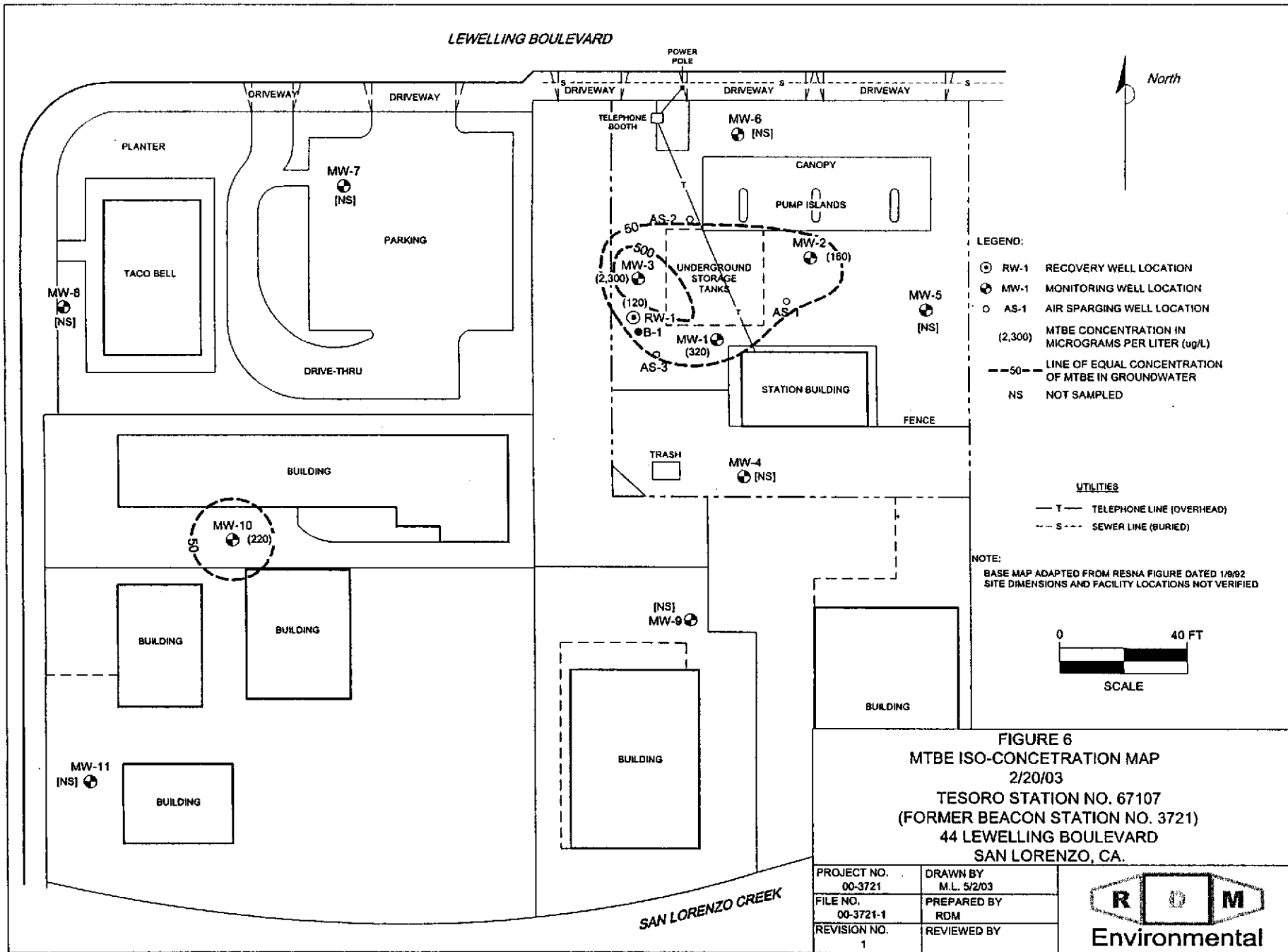
PROJECT NO. 00-3721	DRAWN BY M.L. 12/15/00
FILE NO. 00-3721-1	PREPARED BY RDM
REVISION NO. 1	REVIEWED BY

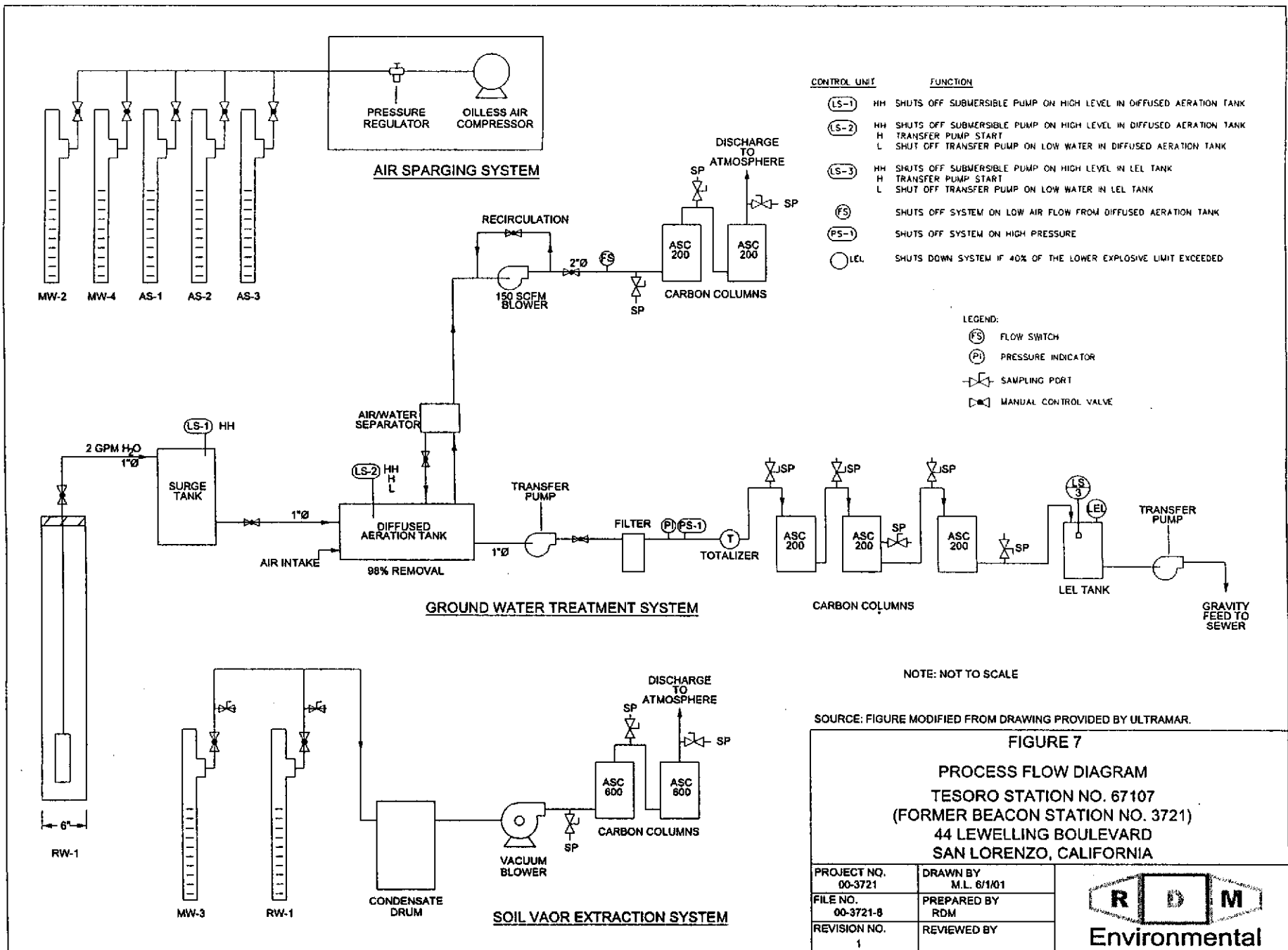












- | CONTROL UNIT | FUNCTION |
|--------------|--|
| (LS-1) HH | SHUTS OFF SUBMERSIBLE PUMP ON HIGH LEVEL IN DIFFUSED AERATION TANK |
| (LS-2) HH | SHUTS OFF SUBMERSIBLE PUMP ON HIGH LEVEL IN DIFFUSED AERATION TANK |
| (LS-2) H | TRANSFER PUMP START |
| (LS-2) L | SHUT OFF TRANSFER PUMP ON LOW WATER IN DIFFUSED AERATION TANK |
| (LS-3) HH | SHUTS OFF SUBMERSIBLE PUMP ON HIGH LEVEL IN LEL TANK |
| (LS-3) H | TRANSFER PUMP START |
| (LS-3) L | SHUT OFF TRANSFER PUMP ON LOW WATER IN LEL TANK |
| (FS) | SHUTS OFF SYSTEM ON LOW AIR FLOW FROM DIFFUSED AERATION TANK |
| (PS-1) | SHUTS OFF SYSTEM ON HIGH PRESSURE |
| (LEL) | SHUTS DOWN SYSTEM IF 40% OF THE LOWER EXPLOSIVE LIMIT EXCEEDED |

- LEGEND:
- (FS) FLOW SWITCH
 - (PI) PRESSURE INDICATOR
 - SP SAMPLING PORT
 - MCV MANUAL CONTROL VALVE

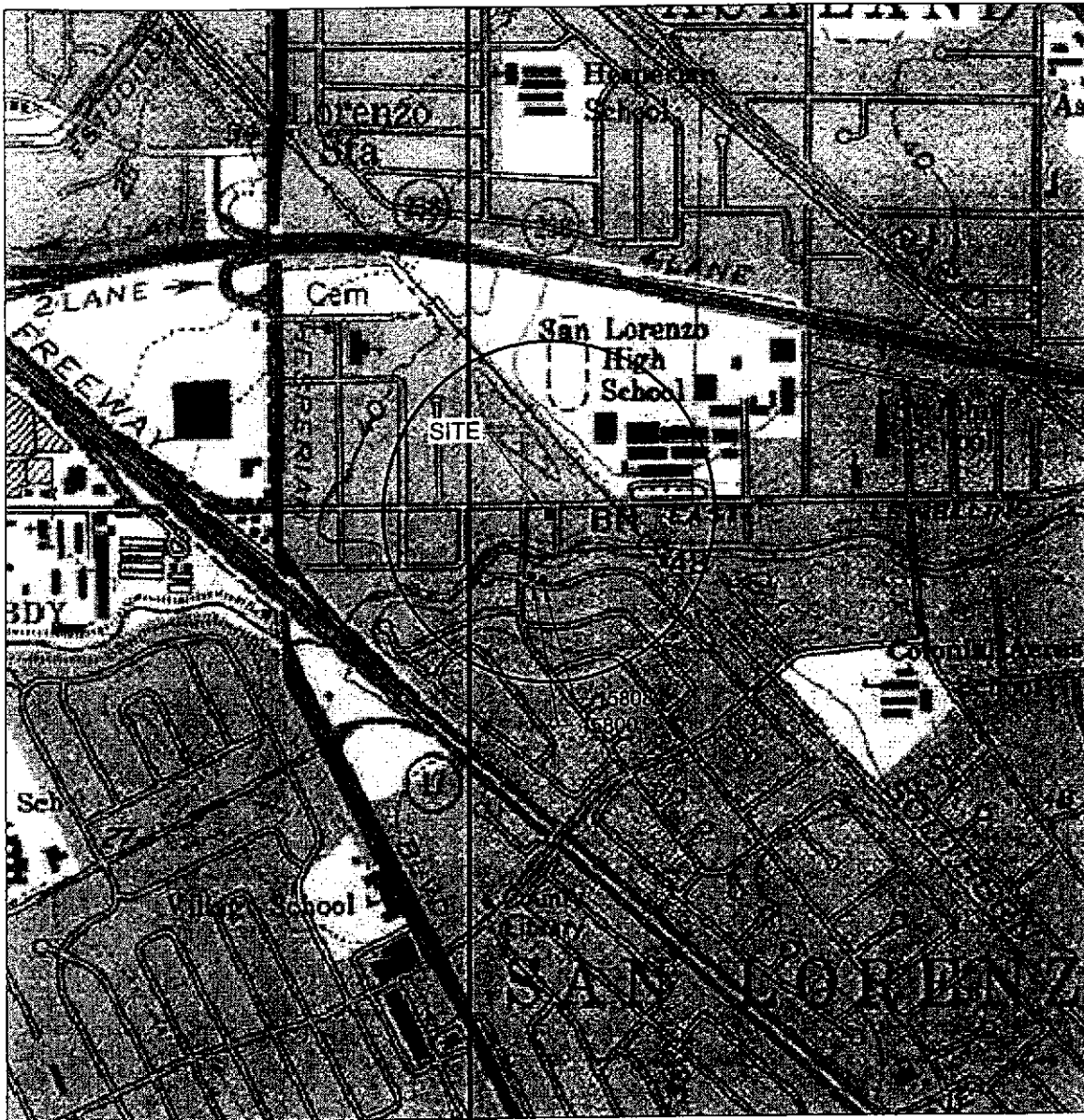
NOTE: NOT TO SCALE

SOURCE: FIGURE MODIFIED FROM DRAWING PROVIDED BY ULTRAMAR.

FIGURE 7
PROCESS FLOW DIAGRAM
TESORO STATION NO. 67107
(FORMER BEACON STATION NO. 3721)
44 LEWELLING BOULEVARD
SAN LORENZO, CALIFORNIA

PROJECT NO. 00-3721	DRAWN BY M.L. 6/1/01
FILE NO. 00-3721-8	PREPARED BY RDM
REVISION NO. 1	REVIEWED BY





R.2 W.

GENERAL NOTES:
 BASE MAP FROM U.S.G.S.
 HAYWARD, CA.
 7.5 MINUTE TOPOGRAPHIC
 PHOTOREVISED 1980



SCALE



QUADRANGLE LOCATION

FIGURE 8
 DOMESTIC WELL LOCATION MAP
 TESORO STATION NO. 67107
 (FORMER BEACON STATION NO. 3721)
 44 LEWELLING BOULEVARD
 SAN LORENZO, CA.

PROJECT NO. 00-3721	DRAWN BY M.L. 2/25/03
FILE NO. 00-3721-1A	PREPARED BY RDM
REVISION NO. 1	REVIEWED BY



Environmental

HISTORICAL BACKGROUND INFORMATION

Tesoro Station No. 67107
(Former Beacon Station No. 3721)
44 Lewelling Boulevard
San Lorenzo, California

- April 1987 - Three underground gasoline storage tanks were excavated and removed. Samples collected from beneath the former tanks indicated that hydrocarbons were present in the soil.
- May 1987 - Conoco installed three monitoring wells (MW-1 through MW-3). Hydrocarbons were detected in soil and ground-water samples collected from the wells. The site has been on a monitoring program since May 1987.
- December 1988 - Four additional wells (MW-4 through MW-7) were installed. Dissolved-phase hydrocarbons were detected in the new wells.
- September 1989 - Two additional wells (MW-8 and MW-9) were installed.
- July 1990 - Ultramar Inc purchased the site from Conoco.
- March 14, 1991 - Work Plan for additional assessment submitted.
- October 1991 - Drilled two additional offsite wells (MW-10 and MW-11) southwest of the site and one onsite recovery well (RW-1).
- November 1991 - Performed ground-water pump test and vapor extraction test.
- April 1992 - Ultramar submitted an Interim Remediation Plan.
- June 1992 - Interim Remediation Plan was approved.
- March 1993 - Installed the subsurface piping for the remediation system.
- April 1993 - Completed installation of ground-water remediation system.
- June 1993 - Began operation.
- April 1993 - The ground-water extraction system began operation.
- March 1994 - The vapor extraction system began operation.
- June 8, 1994 - Obtained the Permit to Operate for the vapor extraction system.
- December 1995 - Installed an air sparging system.
- January 1997 - Discontinued to operate the remediation system. Approximately 1,184,392 gallons of ground water have been removed, treated, and discharged. Approximately 103 gallons of hydrocarbons have been removed by the vapor extraction system.

CONTINUED NEXT PAGE

HISTORICAL BACKGROUND INFORMATION

Tesoro Station No. 67107
(Former Beacon Station No. 3721)
44 Lewelling Boulevard
San Lorenzo, California

- October 1997 - Drilled confirmation borings. Results indicate soil clean.
- June 1998 - The air sparging system was restarted.
- July 1999 - The ground water system was restarted.
- April 3, 2000 – The soil vapor extraction system was restarted.
- During early July 2001, the station piping, dispensers, and tank top were upgraded. Details of the line sampling and over-excavation activities are included in the Doulos report entitled *Product Line and Excavation Sampling Results Report*, dated October 1, 2001.
- On May 17, 2002, Tesoro Petroleum purchased the facility from Ultramar Inc.

ENCLOSURE B

Ground Water Sampling Information

DOULOS ENVIRONMENTAL, INC.
GROUNDWATER/LIQUID LEVEL DATA
(measurements in feet)

Project Address: 44 Lewelling Blvd.

Date: 2-20-03

San Lorenzo

Project No.: 67107

Recorded by: _____

Well No.	Time	Well Elev. TOC	Depth to Groundwater	Measured Total Depth	Groundwater Elevation	Depth to Product	Product Thickness	Comments
MW-1	3:47		15.74	33.64				
MW-2	3:44		14.08	34.35				U.V
MW-3	3:40		14.99	34.23				U.V.
MW-4	3:30		16.72	24.45				
MW-5	3:37		14.19	29.30				
MW-6	3:33		15.64	28.43				
MW-7	3:20		14.01	24.17				
MW-8	3:15		14.70	22.99				
MW-9	3:25		16.85	23.57				
MW-10	3:09		14.90	29.40				
MW-11	3:10		17.46	29.34				
RW-1	3:51		23.56	34.10				PUMPING

Notes:

DOULOS ENVIRONMENTAL, INC.

SAMPLING INFORMATION SHEET

Client: Tesoro 67107

Sampling Date: 2-20-03

Site: 44 Lewelling Blvd.

Project No.: _____

San Lorenzo, Ca.

Well Designation: MW-1

Is setup of traffic control devices required? NO YES
 Is there standing water in the well box? NO YES
 Is top of casing cut level? NO YES
 Is well cap sealed and locked? NO YES

time: _____ hours
 Above TOC _____ Below TOC
 If no, see remarks
 If no, see remarks

Height of well casing riser (in inches): 10
 Well cover type: 8" or 12" UV _____ 12" EMCO _____ 8" or 12" BK _____ 8" Christy _____
 12" Christy _____ 8" M&D _____ 12" M&D _____ 12" DWP _____
 12" CNI 36" CNI _____ 12" Pomeco _____ Other: _____
 General condition of wellhead assembly: Excellent _____ Good Fair _____ Poor _____

Purging Equipment: _____ 2" disposable bailer _____ Submersible pump
 _____ 2" PVC bailer _____ Dedicated bailer
 _____ 4" PVC bailer Centrifugal pump

Sampled with: Disposable bailer Teflon bailer _____ Disposable Tubing _____

Well Diameter: 2" 4" _____ 6" _____ 8" _____
 Purge Vol. Multiplier: 0.16 0.65 1.47 2.61 gal/ft.

Initial Measurement Time: 3:47 Recharge Measurement Time: 5:10 Calculated purge: 11.4
 Depth of well: 33.64 Depth to water: 16.80 Actual purge: 11.4
 Depth to water: 15.74

Start purge: 5:00 Sampling time: 5:19

Time	Temperature	E.C.	pH	Turbidity	Volume
5:01	69.3	630	7.30		1
5:02	70.0	605	7.16		2
5:03	70.1	590	7.13		3
5:04	71.2	583	7.11		4

Sample appearance: clean Lock: 3753

Equipment replaced: (check all that apply) Note condition of replaced item(s)
 2" Locking Cap: _____ Lock: _____ 7/32 Allenhead: _____
 4" Locking Cap: _____ Lock-Dolphin: _____ 9/16 Bolt: _____
 6" Locking Cap: _____ Pinned Allenhead (DWP): _____

Remarks: _____

DOULOS ENVIRONMENTAL, INC.

SAMPLING INFORMATION SHEET

Client: Tesoro 67107

Sampling Date: 2-20-03

Site: 44 Lewelling Blvd.

Project No.: _____

San Lorenzo, Ca.

Well Designation: MW-2

Is setup of traffic control devices required? NO YES

time: _____ hours

Is there standing water in the well box? NO YES

Above TOC Below TOC

Is top of casing cut level? NO YES

If no, see remarks

Is well cap sealed and locked? NO YES

If no, see remarks

Height of well casing riser (in inches): 4

Well cover type: 8" or 12" UV _____ 12" EMCO _____ 8" or 12" BK _____ 8" Christy _____

12" Christy _____ 8" M&D _____ 12" M&D _____ 12" DWP _____

12" CNI 36" CNI _____ 12" Pomeco _____ Other: _____

General condition of wellhead assembly: Excellent _____ Good Fair _____ Poor _____

Purging Equipment: _____ 2" disposable bailer _____ Submersible pump
 _____ 2" PVC bailer _____ Dedicated bailer
 _____ 4" PVC bailer Centrifugal pump

Sampled with: Disposable bailer Teflon bailer _____ Disposable Tubing _____

Well Diameter: 2" _____ 4" _____ 6" _____ 8" _____
 Purge Vol. Multiplier: 0.16 0.65 1.47 2.61 gal/ft.

Initial Measurement

Recharge Measurement

Time: 3:44

Time: 4:55

Calculated purge: 20.8

Depth of well: 34.35

Depth to water: 15.80

Actual purge: 20.8

Depth to water: 14.08

Start purge: 4:43 Sampling time: 4:56

Time	Temperature	E.C.	pH	Turbidity	Volume
4:44	72.3	405	7.40		1
4:45	72.6	384	7.09		2
4:46	73.0	361	6.91		3
4:47	73.5	350	6.88		4

Sample appearance: Clean Lock: 3753

Equipment replaced: (check all that apply) Note condition of replaced item(s)
 2" Locking Cap: _____ Lock: _____ 7/32 Allenhead: _____
 4" Locking Cap: _____ Lock-Dolphin: _____ 9/16 Bolt: _____
 6" Locking Cap: _____ Pinned Allenhead (DWP): _____

Remarks: _____

DOULOS ENVIRONMENTAL, INC.

SAMPLING INFORMATION SHEET

Client: Tesoro 67107

Sampling Date: 2-20-03

Site: 44 Lewelling Blvd.

Project No.: _____

San Lorenzo, Ca.

Well Designation: MW-3

Is setup of traffic control devices required? NO YES

time: _____ hours

Is there standing water in the well box? NO YES

Above TOC _____ Below TOC _____

Is top of casing cut level? NO YES

If no, see remarks

Is well cap sealed and locked? NO YES

If no, see remarks

Height of well casing riser (in inches): 10

Well cover type: 8" or 12" UV _____ 12" EMCO _____ 8" or 12" BK _____ 8" Christy _____

12" Christy _____ 8" M&D _____ 12" M&D _____ 12" DWP _____

12" CNI 36" CNI _____ 12" Pomeco _____ Other: _____

General condition of wellhead assembly: Excellent _____ Good Fair _____ Poor _____

Purging Equipment: _____ 2" disposable bailer _____ Submersible pump
 _____ 2" PVC bailer _____ Dedicated bailer
 _____ 4" PVC bailer Centrifugal pump

Sampled with: Disposable bailer Teflon bailer _____ Disposable Tubing _____

Well Diameter: 2" 4" _____ 6" _____ 8" _____
 Purge Vol. Multiplier: 0.16 _____ 0.65 _____ 1.47 _____ 2.61 gal/ft.

Initial Measurement

Recharge Measurement

Time: 3:40 Time: 4:36 Calculated purge: 12.3
 Depth of well: 34.23 Depth to water: 16.40 Actual purge: 12.3
 Depth to water: 14.99

Start purge: 4:17 Sampling time: 4:38

Time	Temperature	E.C.	pH	Turbidity	Volume
4:18	72.6	651	7.33		1
4:19	73.0	645	7.26		2
4:20	73.1	610	7.23		3
4:21	73.2	603	7.20		4

Sample appearance: Clean Lock: Dolphin

Equipment replaced: (check all that apply) Note condition of replaced item(s)
 2" Locking Cap: _____ Lock: _____ 7/32 Allenhead: _____
 4" Locking Cap: _____ Lock-Dolphin: _____ 9/16 Bolt: _____
 6" Locking Cap: _____ Pinned Allenhead (DWP): _____

Remarks: _____

DOULOS ENVIRONMENTAL, INC.

SAMPLING INFORMATION SHEET

Client: Tesoro 67107

Sampling Date: 2-20-03

Site: 44 Lewelling Blvd.

Project No.:

San Lorenzo, Ca.

Well Designation: MW-10

Is setup of traffic control devices required? NO YES time: _____ hours
 Is there standing water in the well box? NO YES Above TOC Below TOC
 Is top of casing cut level? NO YES If no, see remarks
 Is well cap sealed and locked? NO YES If no, see remarks
 Height of well casing riser (in inches): 10
 Well cover type: 8" or 12" UV 12" EMCO 8" or 12" BK 8" Christy
 12" Christy 8" M&D 12" M&D 12" DWP
 12" CNI 36" CNI 12" Pomeco Other:
 General condition of wellhead assembly: Excellent Good Fair Poor

Purging Equipment: _____ 2" disposable bailer _____ Submersible pump
 _____ 2" PVC bailer _____ Dedicated bailer
 _____ 4" PVC bailer Centrifugal pump
 Sampled with: Disposable bailer Teflon bailer _____ Disposable Tubing _____

Well Diameter: 2" 4" _____ 6" _____ 8" _____
 Purge Vol. Multiplier: 0.16 0.65 1.47 2.61 gal/ft.

Initial Measurement Recharge Measurement
 Time: 3:05 Time: 4:10 Calculated purge: 9.2
 Depth of well: 29.40 Depth to water: 16.30 Actual purge: 9.2
 Depth to water: 14.90

Start purge: 4:00 Sampling time: 4:12

Time	Temperature	E.C.	pH	Turbidity	Volume
4:01	72.5	630	7.33		1
4:03	72.6	604	7.26		2
4:04	73.1	596	7.20		3
4:05	73.8	590	7.18		4

Sample appearance: Clean Lock: Dolph

Equipment replaced: (check all that apply) Note condition of replaced item(s)
 2" Locking Cap: _____ Lock: _____ 7/32 Allenhead: _____
 4" Locking Cap: _____ Lock-Dolphin: _____ 9/16 Bolt: _____
 6" Locking Cap: _____ Pinned Allenhead (DWP): _____

Remarks: _____

Client: Tesoro 67107

Sampling Date: 2-20-03

Site: 44 Lewelling Blvd.

Project No.:

San Lorenzo, Ca.

Well Designation: RW-1

Is setup of traffic control devices required? NO YES time: _____ hours
 Is there standing water in the well box? NO YES Above TOC Below TOC
 Is top of casing cut level? NO YES If no, see remarks
 Is well cap sealed and locked? NO YES If no, see remarks
 Height of well casing riser (in inches): 10
 Well cover type: 8" or 12" UV _____ 12" EMCO _____ 8" or 12" BK _____ 8" Christy _____
 12" Christy _____ 8" M&D _____ 12" M&D _____ 12" DWP _____
 12" CNI _____ 36" CNI 12" Pomeco _____ Other: _____
 General condition of wellhead assembly: Excellent _____ Good Fair _____ Poor _____

Purging Equipment: _____ 2" disposable bailer Submersible pump
 _____ 2" PVC bailer _____ Dedicated bailer
 _____ 4" PVC bailer _____ Centrifugal pump
 Sampled with: Disposable bailer Teflon bailer _____ Disposable Tubing _____

Well Diameter: 2" _____ 4" _____ 6" 8" _____
 Purge Vol. Multiplier: 0.16 0.65 1.47 2.61 gal/ft.
Initial Measurement Recharge Measurement
 Time: 3:51 Time: NA Calculated purge: _____
 Depth of well: 34.10 Depth to water: NA Actual purge: NA
 Depth to water: 23.56

Start purge: NA Sampling time: 5:18

Time	Temperature	E.C.	pH	Turbidity	Volume
		NA			

Sample appearance: clear Lock: NA

Equipment replaced: (check all that apply) Note condition of replaced item(s)
 2" Locking Cap: _____ Lock: _____ 7/32 Allenhead: _____
 4" Locking Cap: _____ Lock-Dolphin: _____ 9/16 Bolt: _____
 6" Locking Cap: _____ Pinned Allenhead (DWP): _____

Remarks:

ENCLOSURE C

**Ground Water Monitoring
Analytical Results**



Report Number : 31646

Date : 2/28/2003

Richard Munsch
RDM Environmental
1704 Via Riata
Roseville, CA 95747

Subject : 5 Water Samples
Project Name : Tesoro
Project Number : 67107 San Lorenzo
P.O. Number : AFE 023139623

Dear Mr. Munsch,

Chemical analysis of the samples referenced above has been completed. Summaries of the data are contained on the following pages. Sample(s) were received under documented chain-of-custody. US EPA protocols for sample storage and preservation were followed.

Kiff Analytical is certified by the State of California (# 2236). If you have any questions regarding procedures or results, please call me at 530-297-4800.

Sincerely,

A handwritten signature in black ink that reads "Joel Kiff". The signature is written in a cursive style with a large initial "J".

Joel Kiff



Report Number : 31646

Date : 2/28/2003

Subject : 5 Water Samples
Project Name : Tesoro
Project Number : 67107 San Lorenzo
P.O. Number : AFE 023139623

Case Narrative

Tert-Butanol results for sample MW-3 may be biased slightly high. A fraction of MtBE (typically less than 1%) converts to Tert-Butanol during the analysis. We consider this conversion effect to be mathematically significant in samples that contain MtBE/Tert-Butanol in ratios of over 20:1.

Approved By:  _____
Joel Kiff



Report Number : 31646

Date : 2/28/2003

Project Name : Tesoro

Project Number : 67107 San Lorenzo

Sample : MW-1

Matrix : Water

Lab Number : 31646-01

Sample Date : 2/20/2003

Parameter	Measured Value	Method Reporting Limit	Units	Analysis Method	Date Analyzed
Benzene	< 1.0	1.0	ug/L	EPA 8260B	2/24/2003
Toluene	< 1.0	1.0	ug/L	EPA 8260B	2/24/2003
Ethylbenzene	< 1.0	1.0	ug/L	EPA 8260B	2/24/2003
Total Xylenes	< 1.0	1.0	ug/L	EPA 8260B	2/24/2003
Methyl-t-butyl ether (MTBE)	320	1.0	ug/L	EPA 8260B	2/24/2003
Diisopropyl ether (DIPE)	< 1.0	1.0	ug/L	EPA 8260B	2/24/2003
Ethyl-t-butyl ether (ETBE)	< 1.0	1.0	ug/L	EPA 8260B	2/24/2003
Tert-amyl methyl ether (TAME)	< 1.0	1.0	ug/L	EPA 8260B	2/24/2003
Tert-Butanol	< 10	10	ug/L	EPA 8260B	2/24/2003
TPH as Gasoline	210	100	ug/L	EPA 8260B	2/24/2003
Toluene - d8 (Surr)	96.6		% Recovery	EPA 8260B	2/24/2003
4-Bromofluorobenzene (Surr)	104		% Recovery	EPA 8260B	2/24/2003

Approved By:  Joel Kiff



Report Number : 31646

Date : 2/28/2003

Project Name : Tesoro

Project Number : 67107 San Lorenzo

Sample : MW-2

Matrix : Water

Lab Number : 31646-02

Sample Date : 2/20/2003

Parameter	Measured Value	Method Reporting Limit	Units	Analysis Method	Date Analyzed
Benzene	< 0.50	0.50	ug/L	EPA 8260B	2/23/2003
Toluene	< 0.50	0.50	ug/L	EPA 8260B	2/23/2003
Ethylbenzene	< 0.50	0.50	ug/L	EPA 8260B	2/23/2003
Total Xylenes	< 0.50	0.50	ug/L	EPA 8260B	2/23/2003
Methyl-t-butyl ether (MTBE)	160	0.50	ug/L	EPA 8260B	2/23/2003
Diisopropyl ether (DIPE)	< 0.50	0.50	ug/L	EPA 8260B	2/23/2003
Ethyl-t-butyl ether (ETBE)	< 0.50	0.50	ug/L	EPA 8260B	2/23/2003
Tert-amyl methyl ether (TAME)	< 0.50	0.50	ug/L	EPA 8260B	2/23/2003
Tert-Butanol	< 5.0	5.0	ug/L	EPA 8260B	2/23/2003
TPH as Gasoline	< 50	50	ug/L	EPA 8260B	2/23/2003
Toluene - d8 (Surr)	94.7		% Recovery	EPA 8260B	2/23/2003
4-Bromofluorobenzene (Surr)	105		% Recovery	EPA 8260B	2/23/2003

Approved By:  Joel Kiff



Report Number : 31646

Date : 2/28/2003

Project Name : Tesoro

Project Number : 67107 San Lorenzo

Sample : MW-3

Matrix : Water

Lab Number : 31646-03

Sample Date : 2/20/2003

Parameter	Measured Value	Method Reporting Limit	Units	Analysis Method	Date Analyzed
Benzene	14	5.0	ug/L	EPA 8260B	2/28/2003
Toluene	< 5.0	5.0	ug/L	EPA 8260B	2/28/2003
Ethylbenzene	< 5.0	5.0	ug/L	EPA 8260B	2/28/2003
Total Xylenes	< 5.0	5.0	ug/L	EPA 8260B	2/28/2003
Methyl-t-butyl ether (MTBE)	2300	5.0	ug/L	EPA 8260B	2/28/2003
Diisopropyl ether (DIPE)	< 5.0	5.0	ug/L	EPA 8260B	2/28/2003
Ethyl-t-butyl ether (ETBE)	< 5.0	5.0	ug/L	EPA 8260B	2/28/2003
Tert-amyl methyl ether (TAME)	< 5.0	5.0	ug/L	EPA 8260B	2/28/2003
Tert-Butanol	97 J	50	ug/L	EPA 8260B	2/28/2003
TPH as Gasoline	< 500	500	ug/L	EPA 8260B	2/28/2003
Toluene - d8 (Surr)	95.9		% Recovery	EPA 8260B	2/28/2003
4-Bromofluorobenzene (Surr)	105		% Recovery	EPA 8260B	2/28/2003

Approved By:  Joel Kiff



Report Number : 31646

Date : 2/28/2003

Project Name : Tesoro

Project Number : 67107 San Lorenzo

Sample : MW-10

Matrix : Water

Lab Number : 31646-04

Sample Date :2/20/2003

Parameter	Measured Value	Method Reporting Limit	Units	Analysis Method	Date Analyzed
Benzene	< 1.5	1.5	ug/L	EPA 8260B	2/25/2003
Toluene	9.5	1.5	ug/L	EPA 8260B	2/25/2003
Ethylbenzene	280	1.5	ug/L	EPA 8260B	2/25/2003
Total Xylenes	69	1.5	ug/L	EPA 8260B	2/25/2003
Methyl-t-butyl ether (MTBE)	220	1.5	ug/L	EPA 8260B	2/25/2003
Diisopropyl ether (DIPE)	< 1.5	1.5	ug/L	EPA 8260B	2/25/2003
Ethyl-t-butyl ether (ETBE)	< 1.5	1.5	ug/L	EPA 8260B	2/25/2003
Tert-amyl methyl ether (TAME)	< 1.5	1.5	ug/L	EPA 8260B	2/25/2003
Tert-Butanol	< 20	20	ug/L	EPA 8260B	2/25/2003
TPH as Gasoline	6300	200	ug/L	EPA 8260B	2/25/2003
Toluene - d8 (Surr)	98.2		% Recovery	EPA 8260B	2/25/2003
4-Bromofluorobenzene (Surr)	92.7		% Recovery	EPA 8260B	2/25/2003

Approved By:  Joel Kiff

2795 2nd St., Suite 300 Davis, CA 95616 530-297-4800



Report Number : 31646

Date : 2/28/2003

Project Name : Tesoro

Project Number : 67107 San Lorenzo

Sample : RW-1

Matrix : Water

Lab Number : 31646-05

Sample Date : 2/20/2003

Parameter	Measured Value	Method Reporting Limit	Units	Analysis Method	Date Analyzed
Benzene	< 0.50	0.50	ug/L	EPA 8260B	2/22/2003
Toluene	< 0.50	0.50	ug/L	EPA 8260B	2/22/2003
Ethylbenzene	< 0.50	0.50	ug/L	EPA 8260B	2/22/2003
Total Xylenes	< 0.50	0.50	ug/L	EPA 8260B	2/22/2003
Methyl-t-butyl ether (MTBE)	120	0.50	ug/L	EPA 8260B	2/22/2003
Diisopropyl ether (DIPE)	< 0.50	0.50	ug/L	EPA 8260B	2/22/2003
Ethyl-t-butyl ether (ETBE)	< 0.50	0.50	ug/L	EPA 8260B	2/22/2003
Tert-amyl methyl ether (TAME)	< 0.50	0.50	ug/L	EPA 8260B	2/22/2003
Tert-Butanol	< 5.0	5.0	ug/L	EPA 8260B	2/22/2003
TPH as Gasoline	< 50	50	ug/L	EPA 8260B	2/22/2003
Toluene - d8 (Surr)	99.2		% Recovery	EPA 8260B	2/22/2003
4-Bromofluorobenzene (Surr)	94.1		% Recovery	EPA 8260B	2/22/2003

Approved By:  Joel Kiff

Report Number : 31646

Date : 2/28/2003

QC Report : Method Blank Data

Project Name : Tesoro

Project Number : 67107 San Lorenzo

Parameter	Measured Value	Method Reporting Limit	Units	Analysis Method	Date Analyzed
Benzene	< 0.50	0.50	ug/L	EPA 8260B	2/23/2003
Toluene	< 0.50	0.50	ug/L	EPA 8260B	2/23/2003
Ethylbenzene	< 0.50	0.50	ug/L	EPA 8260B	2/23/2003
Total Xylenes	< 0.50	0.50	ug/L	EPA 8260B	2/23/2003
Methyl-t-butyl ether (MTBE)	< 0.50	0.50	ug/L	EPA 8260B	2/23/2003
Diisopropyl ether (DIPE)	< 0.50	0.50	ug/L	EPA 8260B	2/23/2003
Ethyl-t-butyl ether (ETBE)	< 0.50	0.50	ug/L	EPA 8260B	2/23/2003
Tert-amyl methyl ether (TAME)	< 0.50	0.50	ug/L	EPA 8260B	2/23/2003
Tert-Butanol	< 5.0	5.0	ug/L	EPA 8260B	2/23/2003
TPH as Gasoline	< 50	50	ug/L	EPA 8260B	2/23/2003
Toluene - d8 (Surr)	98.5		%	EPA 8260B	2/23/2003
4-Bromofluorobenzene (Surr)	99.5		%	EPA 8260B	2/23/2003
Benzene	< 0.50	0.50	ug/L	EPA 8260B	2/23/2003
Toluene	< 0.50	0.50	ug/L	EPA 8260B	2/23/2003
Ethylbenzene	< 0.50	0.50	ug/L	EPA 8260B	2/23/2003
Total Xylenes	< 0.50	0.50	ug/L	EPA 8260B	2/23/2003
Methyl-t-butyl ether (MTBE)	< 0.50	0.50	ug/L	EPA 8260B	2/23/2003
Diisopropyl ether (DIPE)	< 0.50	0.50	ug/L	EPA 8260B	2/23/2003
Ethyl-t-butyl ether (ETBE)	< 0.50	0.50	ug/L	EPA 8260B	2/23/2003
Tert-amyl methyl ether (TAME)	< 0.50	0.50	ug/L	EPA 8260B	2/23/2003
Tert-Butanol	< 5.0	5.0	ug/L	EPA 8260B	2/23/2003
TPH as Gasoline	< 50	50	ug/L	EPA 8260B	2/23/2003
Toluene - d8 (Surr)	84.0		%	EPA 8260B	2/23/2003
4-Bromofluorobenzene (Surr)	99.2		%	EPA 8260B	2/23/2003

Parameter	Measured Value	Method Reporting Limit	Units	Analysis Method	Date Analyzed
Benzene	< 0.50	0.50	ug/L	EPA 8260B	2/23/2003
Toluene	< 0.50	0.50	ug/L	EPA 8260B	2/23/2003
Ethylbenzene	< 0.50	0.50	ug/L	EPA 8260B	2/23/2003
Total Xylenes	< 0.50	0.50	ug/L	EPA 8260B	2/23/2003
Methyl-t-butyl ether (MTBE)	< 0.50	0.50	ug/L	EPA 8260B	2/23/2003
Diisopropyl ether (DIPE)	< 0.50	0.50	ug/L	EPA 8260B	2/23/2003
Ethyl-t-butyl ether (ETBE)	< 0.50	0.50	ug/L	EPA 8260B	2/23/2003
Tert-amyl methyl ether (TAME)	< 0.50	0.50	ug/L	EPA 8260B	2/23/2003
Tert-Butanol	< 5.0	5.0	ug/L	EPA 8260B	2/23/2003
TPH as Gasoline	< 50	50	ug/L	EPA 8260B	2/23/2003
Toluene - d8 (Surr)	94.9		%	EPA 8260B	2/23/2003
4-Bromofluorobenzene (Surr)	103		%	EPA 8260B	2/23/2003
Benzene	< 0.50	0.50	ug/L	EPA 8260B	2/22/2003
Toluene	< 0.50	0.50	ug/L	EPA 8260B	2/22/2003
Ethylbenzene	< 0.50	0.50	ug/L	EPA 8260B	2/22/2003
Total Xylenes	< 0.50	0.50	ug/L	EPA 8260B	2/22/2003
Methyl-t-butyl ether (MTBE)	< 0.50	0.50	ug/L	EPA 8260B	2/22/2003
Diisopropyl ether (DIPE)	< 0.50	0.50	ug/L	EPA 8260B	2/22/2003
Ethyl-t-butyl ether (ETBE)	< 0.50	0.50	ug/L	EPA 8260B	2/22/2003
Tert-amyl methyl ether (TAME)	< 0.50	0.50	ug/L	EPA 8260B	2/22/2003
Tert-Butanol	< 5.0	5.0	ug/L	EPA 8260B	2/22/2003
TPH as Gasoline	< 50	50	ug/L	EPA 8260B	2/22/2003
Toluene - d8 (Surr)	99.6		%	EPA 8260B	2/22/2003
4-Bromofluorobenzene (Surr)	93.6		%	EPA 8260B	2/22/2003

Approved By:  Joel Kiff

Report Number : 31646

Date : 2/28/2003

QC Report : Method Blank Data

Project Name : **Tesoro**

Project Number : **67107 San Lorenzo**

<u>Parameter</u>	<u>Measured Value</u>	<u>Method Reporting Limit</u>	<u>Units</u>	<u>Analysis Method</u>	<u>Date Analyzed</u>
Benzene	< 0.50	0.50	ug/L	EPA 8260B	2/24/2003
Toluene	< 0.50	0.50	ug/L	EPA 8260B	2/24/2003
Ethylbenzene	< 0.50	0.50	ug/L	EPA 8260B	2/24/2003
Total Xylenes	< 0.50	0.50	ug/L	EPA 8260B	2/24/2003
Methyl-t-butyl ether (MTBE)	< 0.50	0.50	ug/L	EPA 8260B	2/24/2003
Dilsopropyl ether (DIPE)	< 0.50	0.50	ug/L	EPA 8260B	2/24/2003
Ethyl-t-butyl ether (ETBE)	< 0.50	0.50	ug/L	EPA 8260B	2/24/2003
Tert-amyl methyl ether (TAME)	< 0.50	0.50	ug/L	EPA 8260B	2/24/2003
Tert-Butanol	< 5.0	5.0	ug/L	EPA 8260B	2/24/2003
TPH as Gasoline	< 50	50	ug/L	EPA 8260B	2/24/2003
Toluene - dB (Surr)	98.0		%	EPA 8260B	2/24/2003
4-Bromofluorobenzene (Surr)	95.0		%	EPA 8260B	2/24/2003

<u>Parameter</u>	<u>Measured Value</u>	<u>Method Reporting Limit</u>	<u>Units</u>	<u>Analysis Method</u>	<u>Date Analyzed</u>
------------------	-----------------------	-------------------------------	--------------	------------------------	----------------------

Approved By: Joel Kiff

Report Number : 31646

Date : 2/28/2003

QC Report : Matrix Spike/ Matrix Spike Duplicate

Project Name : Tesoro

Project Number : 67107 San Lorenzo

Parameter	Spiked Sample	Sample Value	Spike Level	Spike Dup. Level	Spiked Sample Value	Duplicate Spiked Sample Value	Units	Analysis Method	Date Analyzed	Spiked Sample Percent Recov.	Duplicate Spiked Sample Percent Recov.	Relative Percent Diff.	Spiked Sample Percent Recov. Limit	Relative Percent Diff. Limit
Benzene	31655-01	<0.50	39.4	39.1	39.8	40.1	ug/L	EPA 8260B	2/23/03	101	103	1.64	70-130	25
Toluene	31655-01	<0.50	39.4	39.1	38.1	38.4	ug/L	EPA 8260B	2/23/03	96.8	98.2	1.46	70-130	25
Tert-Butanol	31655-01	<5.0	197	195	183	183	ug/L	EPA 8260B	2/23/03	92.8	93.6	0.874	70-130	25
Methyl-t-Butyl Ether	31655-01	<0.50	39.4	39.1	36.2	36.3	ug/L	EPA 8260B	2/23/03	92.0	93.0	1.13	70-130	25
Benzene	31651-03	<0.50	40.0	40.0	38.5	38.1	ug/L	EPA 8260B	2/23/03	96.2	95.4	0.913	70-130	25
Toluene	31651-03	<0.50	40.0	40.0	33.3	32.8	ug/L	EPA 8260B	2/23/03	83.2	81.9	1.57	70-130	25
Tert-Butanol	31651-03	<5.0	200	200	191	193	ug/L	EPA 8260B	2/23/03	95.7	96.6	0.936	70-130	25
Methyl-t-Butyl Ether	31651-03	<0.50	40.0	40.0	44.1	40.9	ug/L	EPA 8260B	2/23/03	110	102	7.69	70-130	25
Benzene	31646-02	<0.50	40.0	40.0	37.3	37.0	ug/L	EPA 8260B	2/23/03	93.3	92.6	0.726	70-130	25
Toluene	31646-02	<0.50	40.0	40.0	36.4	36.2	ug/L	EPA 8260B	2/23/03	91.0	90.6	0.440	70-130	25
Tert-Butanol	31646-02	<5.0	200	200	194	200	ug/L	EPA 8260B	2/23/03	97.2	100	3.05	70-130	25
Methyl-t-Butyl Ether	31646-02	160	40.0	40.0	194	192	ug/L	EPA 8260B	2/23/03	92.0	88.0	4.47	70-130	25
Benzene	31656-34	<0.50	40.0	40.0	42.7	42.0	ug/L	EPA 8260B	2/22/03	107	105	1.79	70-130	25
Toluene	31656-34	<0.50	40.0	40.0	42.2	41.6	ug/L	EPA 8260B	2/22/03	105	104	1.29	70-130	25
Tert-Butanol	31656-34	34	200	200	252	245	ug/L	EPA 8260B	2/22/03	109	106	3.16	70-130	25
Methyl-t-Butyl Ether	31656-34	<0.50	40.0	40.0	40.6	40.7	ug/L	EPA 8260B	2/22/03	101	102	0.320	70-130	25
Benzene	31656-12	1.2	40.0	40.0	42.2	43.2	ug/L	EPA 8260B	2/24/03	102	105	2.46	70-130	25
Toluene	31656-12	0.50	40.0	40.0	41.2	42.3	ug/L	EPA 8260B	2/24/03	102	105	2.86	70-130	25

Approved By: Joel Kiff

KIFF ANALYTICAL, LLC

2795 2nd St, Suite 300 Davis, CA 95616 530-297-4800

Report Number : 31646

QC Report : Matrix Spike/ Matrix Spike Duplicate

Date : 2/28/2003

Project Name : **Tesoro**

Project Number : **67107 San Lorenzo**

Parameter	Spiked Sample	Sample Value	Spike Level	Spike Dup. Level	Spiked Sample Value	Duplicate Spiked Sample Value	Units	Analysis Method	Date Analyzed	Spiked Sample Percent Recov.	Duplicate Spiked Sample Percent Recov.	Relative Percent Diff.	Spiked Sample Percent Recov. Limit	Relative Percent Diff. Limit
Tert-Butanol	31656-12	11	200	200	215	222	ug/L	EPA 8260B	2/24/03	102	106	3.68	70-130	25
Methyl-t-Butyl Ether	31656-12	8.8	40.0	40.0	49.0	49.8	ug/L	EPA 8260B	2/24/03	100	102	2.02	70-130	25

KIFF ANALYTICAL, LLC

2795 2nd St, Suite 300 Davis, CA 95616 530-297-4800

Approved By:  Joel Kiff

Report Number : 31646

Date : 2/28/2003

QC Report : Laboratory Control Sample (LCS)

Project Name : Tesoro

Project Number : 67107 San Lorenzo

Parameter	Spike Level	Units	Analysis Method	Date Analyzed	LCS Percent Recov.	LCS Percent Recov. Limit
Benzene	40.0	ug/L	EPA 8260B	2/23/03	99.3	70-130
Toluene	40.0	ug/L	EPA 8260B	2/23/03	94.1	70-130
Tert-Butanol	200	ug/L	EPA 8260B	2/23/03	98.0	70-130
Methyl-t-Butyl Ether	40.0	ug/L	EPA 8260B	2/23/03	96.0	70-130
Benzene	40.0	ug/L	EPA 8260B	2/23/03	90.6	70-130
Toluene	40.0	ug/L	EPA 8260B	2/23/03	82.2	70-130
Tert-Butanol	200	ug/L	EPA 8260B	2/23/03	94.3	70-130
Methyl-t-Butyl Ether	40.0	ug/L	EPA 8260B	2/23/03	106	70-130
Benzene	40.0	ug/L	EPA 8260B	2/23/03	90.6	70-130
Toluene	40.0	ug/L	EPA 8260B	2/23/03	88.3	70-130
Tert-Butanol	200	ug/L	EPA 8260B	2/23/03	93.7	70-130
Methyl-t-Butyl Ether	40.0	ug/L	EPA 8260B	2/23/03	92.5	70-130
Benzene	40.0	ug/L	EPA 8260B	2/22/03	103	70-130
Toluene	40.0	ug/L	EPA 8260B	2/22/03	103	70-130
Tert-Butanol	200	ug/L	EPA 8260B	2/22/03	102	70-130
Methyl-t-Butyl Ether	40.0	ug/L	EPA 8260B	2/22/03	98.2	70-130
Benzene	40.0	ug/L	EPA 8260B	2/24/03	103	70-130

KIFF ANALYTICAL, LLC

Approved By:  Joel Kiff

2795 2nd St, Suite 300 Davis, CA 95616 530-297-4800

Report Number : 31646

Date : 2/28/2003

QC Report : Laboratory Control Sample (LCS)

Project Name : **Tesoro**

Project Number : **67107 San Lorenzo**

Parameter	Spike Level	Units	Analysis Method	Date Analyzed	LCS Percent Recov.	LCS Percent Recov. Limit
Toluene	40.0	ug/L	EPA 8260B	2/24/03	101	70-130
Tert-Butanol	200	ug/L	EPA 8260B	2/24/03	99.0	70-130
Methyl-t-Butyl Ether	40.0	ug/L	EPA 8260B	2/24/03	96.5	70-130

KIFF ANALYTICAL, LLC

2795 2nd St, Suite 300 Davis, CA 95616 530-297-4800

Approved By:


Joel Kiff



720 Olive Drive, Suite D
 Davis, CA 95616
 Lab: 530.297.4800
 Fax: 530.297.4808

Lab No. 31646 Page 1 of 1

Project Contact (Hardcopy or PDF to): Richard Munsch		EDF Report? <input checked="" type="checkbox"/> Yes <input type="checkbox"/> No
Company/Address: RDM		Recommended but not mandatory to complete this section: Sampling Company Log Code: DEIO
Phone No.: 771-7090	FAX No.: 771-4584	Global ID: T0600101414
Project Number: 67107 San lorenzo	P.O. No.: AFE 023139623	EDF Deliverable to (Email Address): rmunsch@rcsis.com
Project Name: Tesoro		Project Address: San Lorenzo
Sampler Signature (below): <i>Colgan Cloutier</i>		

Chain-of-Custody Record and Analysis Request

Sample Designation	Sampling		40 ml VOA	Container			Preservative				Matrix		BTEX (8021B)	BTEX/TPH Gas/MTBE (8021B/M8015)	TPH as Diesel (M8015)	TPH as Motor Oil (M8015)	TPH Gas/BTEX/MTBE (8260B)	5 Oxygenates/TPH Gas/BTEX (8260B)	7 Oxygenates/TPH Gas/BTEX (8260B)	5 Oxygenates (8260B)	7 Oxygenates (8260B)	Lead Scav. (1,2 DCA & 1,2 EDB - 8260B)	EPA 8260B (Full List)	Volatile Halocarbons (EPA 8260B)	Lead (7421/239.2)	TOTAL (X) W.E.T. (X)	TAT	12 hr/24 hr/48 hr/72 hr/1 wk	For Lab Use Only		
	Date	Time		SLEEVE			HCl	HNO ₃	ICE	NONE	WATER	SOIL																			
MW-1	2-20-03	5:12	3				X	X		X							X														
MW-2		4:56	1																												
MW-3		4:38																													
MW-10		4:12																													
RW-1	✓	5:18	✓				✓	✓		✓							✓														

Relinquished by: <i>[Signature]</i>	Date	Time	Received by:	Remarks:
Relinquished by: <i>[Signature]</i>	Date	Time	Received by:	
Relinquished by: _____	Date	Time	Received by Laboratory: <i>KIFF</i>	
			<i>Bi. A. Brown</i>	Bill to: <i>ROB DONOVAN</i>

ENCLOSURE D

Remediation System Analytical Results



Report Number : 31193

Date : 2/5/03

Richard Munsch
RDM Environmental
1704 Via Riata
Roseville, CA 95747

Subject : 5 Water Samples
Project Name : Former Beacon 3721
Project Number : 67107
P.O. Number : 67107

Dear Mr. Munsch,

Chemical analysis of the samples referenced above has been completed. Summaries of the data are contained on the following pages. Sample(s) were received under documented chain-of-custody. US EPA protocols for sample storage and preservation were followed.

Kiff Analytical is certified by the State of California (# 2236). If you have any questions regarding procedures or results, please call me at 530-297-4800.

Sincerely,

A handwritten signature in black ink that reads "Joel Kiff". The signature is written in a cursive style with a large initial "J".

Joel Kiff



Report Number : 31193

Date : 2/5/03

Project Name : **Former Beacon 3721**

Project Number : **67107**

Sample : **GW-INF**

Matrix : Water

Lab Number : 31193-01

Sample Date :1/29/03

Parameter	Measured Value	Method Reporting Limit	Units	Analysis Method	Date Analyzed
Benzene	< 0.50	0.50	ug/L	EPA 8260B	1/30/03
Toluene	< 0.50	0.50	ug/L	EPA 8260B	1/30/03
Ethylbenzene	< 0.50	0.50	ug/L	EPA 8260B	1/30/03
Total Xylenes	< 0.50	0.50	ug/L	EPA 8260B	1/30/03
TPH as Gasoline	< 50	50	ug/L	EPA 8260B	1/30/03
Toluene - d8 (Surr)	97.9		% Recovery	EPA 8260B	1/30/03
4-Bromofluorobenzene (Surr)	99.5		% Recovery	EPA 8260B	1/30/03

Sample : **GW-AS-EFF**

Matrix : Water

Lab Number : 31193-02

Sample Date :1/29/03

Parameter	Measured Value	Method Reporting Limit	Units	Analysis Method	Date Analyzed
Benzene	< 0.50	0.50	ug/L	EPA 8260B	1/30/03
Toluene	< 0.50	0.50	ug/L	EPA 8260B	1/30/03
Ethylbenzene	< 0.50	0.50	ug/L	EPA 8260B	1/30/03
Total Xylenes	< 0.50	0.50	ug/L	EPA 8260B	1/30/03
TPH as Gasoline	< 50	50	ug/L	EPA 8260B	1/30/03
Toluene - d8 (Surr)	97.5		% Recovery	EPA 8260B	1/30/03
4-Bromofluorobenzene (Surr)	99.1		% Recovery	EPA 8260B	1/30/03

Approved By: Joel Kiff
Joel Kiff



Report Number : 31193

Date : 2/5/03

Project Name : **Former Beacon 3721**

Project Number : **67107**

Sample : **GW-MID1**

Matrix : Water

Lab Number : 31193-03

Sample Date :1/29/03

Parameter	Measured Value	Method Reporting Limit	Units	Analysis Method	Date Analyzed
Benzene	< 0.50	0.50	ug/L	EPA 8260B	1/31/03
Toluene	< 0.50	0.50	ug/L	EPA 8260B	1/31/03
Ethylbenzene	< 0.50	0.50	ug/L	EPA 8260B	1/31/03
Total Xylenes	< 0.50	0.50	ug/L	EPA 8260B	1/31/03
TPH as Gasoline	< 50	50	ug/L	EPA 8260B	1/31/03
Toluene - d8 (Surr)	96.4		% Recovery	EPA 8260B	1/31/03
4-Bromofluorobenzene (Surr)	98.6		% Recovery	EPA 8260B	1/31/03

Sample : **GW-MID2**

Matrix : Water

Lab Number : 31193-04

Sample Date :1/29/03

Parameter	Measured Value	Method Reporting Limit	Units	Analysis Method	Date Analyzed
Benzene	< 0.50	0.50	ug/L	EPA 8260B	1/31/03
Toluene	< 0.50	0.50	ug/L	EPA 8260B	1/31/03
Ethylbenzene	< 0.50	0.50	ug/L	EPA 8260B	1/31/03
Total Xylenes	< 0.50	0.50	ug/L	EPA 8260B	1/31/03
TPH as Gasoline	< 50	50	ug/L	EPA 8260B	1/31/03
Toluene - d8 (Surr)	97.8		% Recovery	EPA 8260B	1/31/03
4-Bromofluorobenzene (Surr)	98.3		% Recovery	EPA 8260B	1/31/03

Approved By:  Joel Kiff



Report Number : 31193

Date : 2/5/03

Project Name : **Former Beacon 3721**

Project Number : **67107**

Sample : **GW-EFF**

Matrix : Water

Lab Number : 31193-05

Sample Date :1/29/03

Parameter	Measured Value	Method Reporting Limit	Units	Analysis Method	Date Analyzed
Benzene	< 0.50	0.50	ug/L	EPA 8260B	1/31/03
Toluene	< 0.50	0.50	ug/L	EPA 8260B	1/31/03
Ethylbenzene	< 0.50	0.50	ug/L	EPA 8260B	1/31/03
Total Xylenes	< 0.50	0.50	ug/L	EPA 8260B	1/31/03
TPH as Gasoline	< 50	50	ug/L	EPA 8260B	1/31/03
Toluene - d8 (Surr)	97.2		% Recovery	EPA 8260B	1/31/03
4-Bromofluorobenzene (Surr)	98.5		% Recovery	EPA 8260B	1/31/03

Approved By: Joel Kiff

QC Report : Method Blank Data

Project Name : Former Beacon 3721

Project Number : 67107

Report Number : 31193

Date : 2/5/03

Parameter	Measured Value	Method Reporting Limit	Units	Analysis Method	Date Analyzed
Benzene	< 0.50	0.50	ug/L	EPA 8260B	1/30/03
Toluene	< 0.50	0.50	ug/L	EPA 8260B	1/30/03
Ethylbenzene	< 0.50	0.50	ug/L	EPA 8260B	1/30/03
Total Xylenes	< 0.50	0.50	ug/L	EPA 8260B	1/30/03
TPH as Gasoline	< 50	50	ug/L	EPA 8260B	1/30/03
Toluene - d8 (Surr)	98.1		%	EPA 8260B	1/30/03
4-Bromofluorobenzene (Surr)	98.1		%	EPA 8260B	1/30/03

Parameter	Measured Value	Method Reporting Limit	Units	Analysis Method	Date Analyzed
-----------	----------------	------------------------	-------	-----------------	---------------

KIFF ANALYTICAL, LLC

2795 2nd St, Suite 300 Davis, CA 95616 530-297-4800

Approved By:  _____
Joel Kiff

Report Number : 31193

Date : 2/5/03

QC Report : Matrix Spike/ Matrix Spike Duplicate

Project Name : **Former Beacon 3721**

Project Number : **67107**

Parameter	Spiked Sample	Sample Value	Spike Level	Spike Dup. Level	Spiked Sample Value	Duplicate Spiked Sample Value	Units	Analysis Method	Date Analyzed	Spiked Sample Percent Recov.	Duplicate Spiked Sample Percent Recov.	Relative Percent Diff.	Spiked Sample Recov. Limit	Relative Percent Diff. Limit
Benzene	31175-20	<0.50	40.0	40.0	41.6	40.9	ug/L	EPA 8260B	1/30/03	104	102	1.70	70-130	25
Toluene	31175-20	<0.50	40.0	40.0	38.5	38.0	ug/L	EPA 8260B	1/30/03	96.3	95.0	1.38	70-130	25

KIFF ANALYTICAL, LLC

2795 2nd St, Suite 300 Davis, CA 95616 530-297-4800

Approved By:  Joel Kiff

QC Report : Laboratory Control Sample (LCS)

Report Number : 31193

Date : 2/5/03

Project Name : **Former Beacon 3721**

Project Number : **67107**

Parameter	Spike Level	Units	Analysis Method	Date Analyzed	LCS Percent Recov.	LCS Percent Recov. Limit
Benzene	40.0	ug/L	EPA 8260B	1/30/03	103	70-130
Toluene	40.0	ug/L	EPA 8260B	1/30/03	99.8	70-130

KIFF ANALYTICAL, LLC

2795 2nd St, Suite 300 Davis, CA 95616 530-297-4800

Approved By:  Joel Kiff



February 05, 2003

Joel Kiff
Kiff Analytical
2795 2nd Street, Suite 300
Davis, CA 95616-6593

Subject: **Calscience Work Order No.: 03-01-1628**
Client Reference: **Former Beacon 3721**


Dear Client:

Enclosed is an analytical report for the above-referenced project. The samples included in this report were received 1/31/03 and analyzed in accordance with the attached chain-of-custody.


Unless otherwise noted, all analytical testing was accomplished in accordance with the guidelines established in our Quality Assurance Program Manual, applicable standard operating procedures, and other related documentation. The original report of any subcontracted analysis is provided herein, and follows the standard Calscience data package. The results in this analytical report are limited to the samples tested and any reproduction thereof must be made in its entirety.

If you have any questions regarding this report, please do not hesitate to contact the undersigned.

Sincerely,



Calscience Environmental
Laboratories, Inc.
Stephen Nowak
Project Manager



Michael J. Crisostomo
Quality Assurance Manager



ANALYTICAL REPORT

Kiff Analytical
 2795 2nd Street, Suite 300
 Davis, CA 95616-6593

Date Received: 01/31/03
 Work Order No: 03-01-1628
 Preparation: N/A
 Method: EPA 410.4

Project: Former Beacon 3721

Page 1 of 1

Client Sample Number	Lab Sample Number	Date Collected	Matrix	Date Prepared	Date Analyzed	QC Batch ID
GW-Eff	03-01-1628-1	01/29/03	Aqueous	N/A	02/04/03	302040001

Parameter	Result	RL	DF	Qual	Units
Chemical Oxygen Demand	10	5	1		mg/L
Method Blank		000-05-002-1,304		N/A	Aqueous
					N/A
					02/04/03
					302040001

Parameter	Result	RL	DF	Qual	Units
Chemical Oxygen Demand	ND	5.0	1		mg/L

RL - Reporting Limit, DF - Dilution Factor, Qual - Qualifiers

7440 Lincoln Way, Garden Grove, CA 92841-1432 • TEL: (714) 895-5494 • FAX: (714) 894-7501



ANALYTICAL REPORT

Kiff Analytical
 2795 2nd Street, Suite 300
 Davis, CA 95616-6593

Date Received: 01/31/03
 Work Order No: 03-01-1628
 Preparation: N/A
 Method: EPA 160.2

Project: Former Beacon 3721


Page 1 of 1

Client Sample Number	Lab Sample Number	Date Collected	Matrix	Date Prepared	Date Analyzed	QC Batch ID
GW-Eff	03-01-1628-1	01/29/03	Aqueous	N/A	02/03/03	30203TS&D1

Parameter	Result	RL	DF	Qual	Units
Solids, Total Suspended	ND	1.0	1		mg/L

RL - Reporting Limit, DF - Dilution Factor, Qual - Qualifiers

7440 Lincoln Way, Garden Grove, CA 92841-1492 • TEL: (714) 895-5494 • FAX: (714) 894-7501



Quality Control - Duplicate


Kiff Analytical
2795 2nd Street, Suite 300
Davis, CA 95616-6593

Date Received: 1/31/03
Work Order No: 03-01-1628
Preparation: N/A
Method: EPA 410.4

Project: Former Beacon 3721

Quality Control Sample ID	Matrix	Instrument	Date Prepared:	Date Analyzed:	Duplicate Batch Number
03-01-1628-1	Aqueous	UV 2	N/A	02/04/03	302040001

Parameter	Sample Conc.	DUP. Conc.	RPD	RPD CL	Qualifier
Chemical Oxygen Demand	120	120	2	0-25	



Quality Control - Duplicate


Kiff Analytical
2795 2nd Street, Suite 300
Davis, CA 95616-6593

Date Received: 1/31/03
Work Order No: 03-01-1628
Preparation: N/A
Method: EPA 160.2

Project: Former Beacon 3721

Quality Control Sample ID	Matrix	Instrument	Date Prepared:	Date Analyzed:	Duplicate Batch Number
03-01-1628-1	Aqueous	NA	N/A	02/03/03	36203TSSD1

Parameter	Sample Conc.	DUP Conc.	RPD	RPT CL	Qualifies
Solids, Total Suspended	780	790	0	0-25	




GLOSSARY OF TERMS AND QUALIFIERS

Work Order Number: 03-01-1628

<u>Qualifier</u>	<u>Definition</u>
ND	Not detected at indicated reporting limit.

A handwritten signature in black ink, appearing to be "M. M. M.", is located in the bottom left corner of the page.



WORK ORDER #: 03-01-1628

Cooler 1 of 1

SAMPLE RECEIPT FORM

CLIENT: KIFE

DATE: 1/31/03

TEMPERATURE - SAMPLES RECEIVED BY:

CALSCIENCE COURIER:	LABORATORY (Other than Calscience Courier):
<input type="checkbox"/> Chilled, cooler with temperature blank provided.	<input checked="" type="checkbox"/> °C Temperature blank.
<input type="checkbox"/> Chilled, cooler without temperature blank.	<input type="checkbox"/> °C IR thermometer.
<input type="checkbox"/> Chilled and placed in cooler with wet ice.	<input type="checkbox"/> Ambient temperature.
<input type="checkbox"/> Ambient and placed in cooler with wet ice.	
<input type="checkbox"/> Ambient temperature.	
<input type="checkbox"/> °C Temperature blank.	

Initial: KL

CUSTODY SEAL INTACT:

Sample(s): _____ Cooler: No (Not Intact) : _____ Not Applicable (N/A): _____

Initial: KL

SAMPLE CONDITION:

	Yes	No	N/A
Chain-Of-Custody document(s) received with samples.....	<input checked="" type="checkbox"/>	<input type="checkbox"/>	<input type="checkbox"/>
Sample container label(s) consistent with custody papers.....	<input checked="" type="checkbox"/>	<input type="checkbox"/>	<input type="checkbox"/>
Sample container(s) intact and good condition.....	<input checked="" type="checkbox"/>	<input type="checkbox"/>	<input type="checkbox"/>
Correct containers for analyses requested.....	<input checked="" type="checkbox"/>	<input type="checkbox"/>	<input type="checkbox"/>
Proper preservation noted on sample label(s).....	<input checked="" type="checkbox"/>	<input type="checkbox"/>	<input type="checkbox"/>
VOA vial(s) free of headspace.	<input type="checkbox"/>	<input type="checkbox"/>	<input checked="" type="checkbox"/>
Tedlar bag(s) free of condensation.....	<input type="checkbox"/>	<input type="checkbox"/>	<input checked="" type="checkbox"/>

Initial: KL

COMMENTS:

(1628)



2795 Second Street, Suite 390
 Davis, CA 95816
 Lab: 530.297.4800
 Fax: 530.297.4808

Cal Science Environmental
 7440 Lincoln Way
 Garden Grove, CA 92841
 714-895-5494

Lab No. _____ Page 1 of 1

Project Contact (Hardcopy or PDF to): Joel Kiff
 EDF Report? Yes No
Chain-of-Custody Record and Analysis Request

Company/Address:
Kiff Analytical, LLC
 Phone No.: _____ FAX No.: _____
 Project Number: 87107 P.O. No.: 31193

Recommended but not mandatory to complete this section
 Sampling Company Log Code:
 Global ID:
 EDF Deliverable to (Email Address):
 E-mail address:
inbox@kiffanalytical.com

Analysis Request											Date Due:		
											February 6, 2003		
											For Lab Use Only		
GW-Eff	1/29/2003	3:17	2					1	1	X		X	X

Project Name: Former Beacon 3721
 Project Address:

Sample Designation	Sampling		Container				Preservative				Matrix		
	Date	Time	Glass Jar	Poly	Amber	Sleeve	HCl	HNO3	ICE	NONE	H2SO4	WATER	SOIL
GW-Eff	1/29/2003	3:17		2						1	1	X	

Relinquished by: <u>[Signature]</u>	Date <u>01/29/2003</u>	Time <u>1845</u>	Received by: <u>[Signature]</u>
Relinquished by: <u>[Signature]</u>	Date <u>01/29/2003</u>	Time <u>1115</u>	Received by: <u>[Signature]</u>
Relinquished by: <u>[Signature]</u>	Date <u>01/29/2003</u>	Time <u>1115</u>	Received by: <u>[Signature]</u>

Remarks:
 EMB to:

TOTAL P. 08

FEB-05-2003 15:33 CALSCIENCE ENVIRONMENTAL 714 894 7501 P. 08



2795 2nd Street, Suite 300
 Davis, CA 95616
 Lab: 530.297.4800
 Fax: 530.297.4808

Lab No. **31193** Page **1** of **1**

Project Contact (Hardcopy or PDF To): **Richard Munsch**
 California EDF Report? Yes No

Chain-of-Custody Record and Analysis Request

Company/Address: **RPM Environmental**
 Recommended but not mandatory to complete this section:
 Sampling Company Log Code: _____

Analysis Request

Phone No.: **(916) 771-7298** FAX No.: **(916) 771-4584**
 Global ID: _____

Project Number: **67107** P.O. No.: **67107**
 EDF Deliverable To (Email Address): _____

Project Name: **Former Beam 3721**
 Sampler Signature: *[Signature]*

Project Address: **San Leandro CA**

Sampling	Container	Preservative	Matrix							
				40 ml VOA	SLEEVE	Balance	Balance	HCl	HNO ₃	ICE

BTEX (8021B)	BTEX/TPH Gas/MTBE (8021B/M8015)	TPH as Diesel (M8015)	TPH as Motor Oil (M8015)	TPH Gas/BTEX/MTBE (8260B)	5 Oxygenates/TPH Gas/BTEX (8260B)	7 Oxygenates/TPH Gas/BTEX (8260B)	5 Oxygenates (8260B)	7 Oxygenates (8260B)	Lead Scav. (1,2 DCA & 1,2 EDB - 8260B)	EPA 8260B (Full List)	Volatile Halocarbons (EPA 8260B)	Lead (7421/239.2) TOTAL (X) W.E.T. (X)	TAT
												C.O.D.	
												TSS	
												12 hr/24 hr/48 hr/72 hr/1 wk	
													For Lab Use Only

Sample Designation

Sample Designation	Date	Time	40 ml VOA	SLEEVE	Balance	Balance	HCl	HNO ₃	ICE	NONE	Hydro	WATER	SOIL
✓ GW-Inf	1/29/03	3:25	2				X	X				W	
✓ GW-AS-EFC	1/29/03	3:23	2				X	X				W	
GW-M102	1/29/03	3:21	2				X	X				W	
GW-M102	1/29/03	3:19	2				X	X				W	
✓ GW-EFC	1/29/03	3:17	2	X	X		X	X	X	X		W	

Relinquished by: <i>[Signature]</i>	Date	Time	Received by:	Remarks: STAT
Relinquished by: _____	Date	Time	Received by:	
Relinquished by: _____	Date	Time	Received by Laboratory: John Cutler	Bill to: Teresa Petrus / Rob Pearson



Report Number : 31628

Date : 2/27/2003

Subject : 5 Water Samples
Project Name : 67107
Project Number : 67107
P.O. Number : 67107

Case Narrative

Matrix Spike/Matrix Spike Duplicate Results associated with samples H2O-Eff, H2O-MID2, H2O-MID1, H2O-DAT-Eff, H2O-Inf for the analyte Methyl-t-butyl ether were affected by the analyte concentrations already present in the un-spiked sample.

Approved By:  Joel Kiff



Report Number : 31628

Date : 2/27/2003

Richard Munsch
RDM Environmental
1704 Via Riata
Roseville, CA 95747

Subject : 5 Water Samples
Project Name : 67107
Project Number : 67107
P.O. Number : 67107

Dear Mr. Munsch,

Chemical analysis of the samples referenced above has been completed. Summaries of the data are contained on the following pages. Sample(s) were received under documented chain-of-custody. US EPA protocols for sample storage and preservation were followed.

Kiff Analytical is certified by the State of California (# 2236). If you have any questions regarding procedures or results, please call me at 530-297-4800.

Sincerely,

A handwritten signature in black ink that reads "Joel Kiff". The signature is written in a cursive style with a large initial "J".

Joel Kiff



Report Number : 31628

Date : 2/27/2003

Project Name : 67107

Project Number : 67107

Sample : H2O-Inf

Matrix : Water

Lab Number : 31628-01

Sample Date :2/20/2003

Parameter	Measured Value	Method Reporting Limit	Units	Analysis Method	Date Analyzed
Benzene	< 0.50	0.50	ug/L	EPA 8260B	2/23/2003
Toluene	< 0.50	0.50	ug/L	EPA 8260B	2/23/2003
Ethylbenzene	< 0.50	0.50	ug/L	EPA 8260B	2/23/2003
Total Xylenes	< 0.50	0.50	ug/L	EPA 8260B	2/23/2003
Methyl-t-butyl ether (MTBE)	130	0.50	ug/L	EPA 8260B	2/23/2003
TPH as Gasoline	< 50	50	ug/L	EPA 8260B	2/23/2003
Toluene - d8 (Surr)	85.9		% Recovery	EPA 8260B	2/23/2003
4-Bromofluorobenzene (Surr)	99.8		% Recovery	EPA 8260B	2/23/2003

Sample : H2O-DAT-Eff

Matrix : Water

Lab Number : 31628-02

Sample Date :2/20/2003

Parameter	Measured Value	Method Reporting Limit	Units	Analysis Method	Date Analyzed
Benzene	< 0.50	0.50	ug/L	EPA 8260B	2/23/2003
Toluene	< 0.50	0.50	ug/L	EPA 8260B	2/23/2003
Ethylbenzene	< 0.50	0.50	ug/L	EPA 8260B	2/23/2003
Total Xylenes	< 0.50	0.50	ug/L	EPA 8260B	2/23/2003
Methyl-t-butyl ether (MTBE)	100	0.50	ug/L	EPA 8260B	2/23/2003
TPH as Gasoline	< 50	50	ug/L	EPA 8260B	2/23/2003
Toluene - d8 (Surr)	85.8		% Recovery	EPA 8260B	2/23/2003
4-Bromofluorobenzene (Surr)	101		% Recovery	EPA 8260B	2/23/2003

Approved By:  Joel Kiff



Report Number : 31628

Date : 2/27/2003

Project Name : 67107

Project Number : 67107

Sample : H2O-MID1

Matrix : Water

Lab Number : 31628-03

Sample Date :2/20/2003

Parameter	Measured Value	Method Reporting Limit	Units	Analysis Method	Date Analyzed
Benzene	< 0.50	0.50	ug/L	EPA 8260B	2/22/2003
Toluene	< 0.50	0.50	ug/L	EPA 8260B	2/22/2003
Ethylbenzene	< 0.50	0.50	ug/L	EPA 8260B	2/22/2003
Total Xylenes	< 0.50	0.50	ug/L	EPA 8260B	2/22/2003
Methyl-t-butyl ether (MTBE)	7.2	0.50	ug/L	EPA 8260B	2/22/2003
TPH as Gasoline	< 50	50	ug/L	EPA 8260B	2/22/2003
Toluene - d8 (Surr)	90.3		% Recovery	EPA 8260B	2/22/2003
4-Bromofluorobenzene (Surr)	97.4		% Recovery	EPA 8260B	2/22/2003

Sample : H2O-MID2

Matrix : Water

Lab Number : 31628-04

Sample Date :2/20/2003

Parameter	Measured Value	Method Reporting Limit	Units	Analysis Method	Date Analyzed
Benzene	< 0.50	0.50	ug/L	EPA 8260B	2/22/2003
Toluene	< 0.50	0.50	ug/L	EPA 8260B	2/22/2003
Ethylbenzene	< 0.50	0.50	ug/L	EPA 8260B	2/22/2003
Total Xylenes	< 0.50	0.50	ug/L	EPA 8260B	2/22/2003
Methyl-t-butyl ether (MTBE)	< 0.50	0.50	ug/L	EPA 8260B	2/22/2003
TPH as Gasoline	< 50	50	ug/L	EPA 8260B	2/22/2003
Toluene - d8 (Surr)	90.5		% Recovery	EPA 8260B	2/22/2003
4-Bromofluorobenzene (Surr)	97.7		% Recovery	EPA 8260B	2/22/2003

Approved By:  Joel Kiff



Report Number : 31628

Date : 2/27/2003

Project Name : 67107

Project Number : 67107

Sample : H2O-Eff

Matrix : Water

Lab Number : 31628-05

Sample Date :2/20/2003

Parameter	Measured Value	Method Reporting Limit	Units	Analysis Method	Date Analyzed
Benzene	< 0.50	0.50	ug/L	EPA 8260B	2/22/2003
Toluene	< 0.50	0.50	ug/L	EPA 8260B	2/22/2003
Ethylbenzene	< 0.50	0.50	ug/L	EPA 8260B	2/22/2003
Total Xylenes	< 0.50	0.50	ug/L	EPA 8260B	2/22/2003
Methyl-t-butyl ether (MTBE)	< 0.50	0.50	ug/L	EPA 8260B	2/22/2003
TPH as Gasoline	< 50	50	ug/L	EPA 8260B	2/22/2003
Toluene - d8 (Surr)	91.3		% Recovery	EPA 8260B	2/22/2003
4-Bromofluorobenzene (Surr)	100		% Recovery	EPA 8260B	2/22/2003

Approved By:  Joel Kiff

2795 2nd St., Suite 300 Davis, CA 95616 530-297-4800

Report Number : 31628

Date : 2/27/2003

QC Report : Method Blank Data

Project Name : **67107**

Project Number : **67107**

<u>Parameter</u>	<u>Measured Value</u>	<u>Method Reporting Limit</u>	<u>Units</u>	<u>Analysis Method</u>	<u>Date Analyzed</u>
Benzene	< 0.50	0.50	ug/L	EPA 8260B	2/22/2003
Toluene	< 0.50	0.50	ug/L	EPA 8260B	2/22/2003
Ethylbenzene	< 0.50	0.50	ug/L	EPA 8260B	2/22/2003
Total Xylenes	< 0.50	0.50	ug/L	EPA 8260B	2/22/2003
Methyl-t-butyl ether (MTBE)	< 0.50	0.50	ug/L	EPA 8260B	2/22/2003
TPH as Gasoline	< 50	50	ug/L	EPA 8260B	2/22/2003
Toluene - dB (Surr)	83.9		%	EPA 8260B	2/22/2003
4-Bromofluorobenzene (Surr)	97.0		%	EPA 8260B	2/22/2003

<u>Parameter</u>	<u>Measured Value</u>	<u>Method Reporting Limit</u>	<u>Units</u>	<u>Analysis Method</u>	<u>Date Analyzed</u>
------------------	-----------------------	-------------------------------	--------------	------------------------	----------------------

KIFF ANALYTICAL, LLC

2795 2nd St, Suite 300 Davis, CA 95616 530-297-4800

Approved By: Joel Kiff


Report Number : 31628

Date : 2/27/2003

QC Report : Matrix Spike/ Matrix Spike Duplicate

Project Name : 67107

Project Number : 67107

Parameter	Spiked Sample	Sample Value	Spike Level	Spike Dup. Level	Spiked Sample Value	Duplicate Spiked Sample Value	Units	Analysis Method	Date Analyzed	Spiked Sample Percent Recov.	Duplicate Spiked Sample Percent Recov.	Relative Percent Diff.	Spiked Sample Percent Recov. Limit	Relative Percent Diff. Limit
Benzene	31658-06	0.80	40.0	40.0	39.4	37.4	ug/L	EPA 8260B	2/22/03	96.5	91.6	5.26	70-130	25
Toluene	31658-06	<0.50	40.0	40.0	34.1	35.2	ug/L	EPA 8260B	2/22/03	85.2	87.9	3.15	70-130	25
Tert-Butanol	31658-06	220	200	200	424	411	ug/L	EPA 8260B	2/22/03	102	96.0	6.59	70-130	25
Methyl-t-Butyl Ether	31658-06	210	40.0	40.0	246	238	ug/L	EPA 8260B	2/22/03	82.8	62.1	28.6	70-130	25

KIFF ANALYTICAL, LLC

2795 2nd St, Suite 300 Davis, CA 95616 530-297-4800

Approved By:  Joel Kiff

Report Number : 31628

Date : 2/27/2003

QC Report : Laboratory Control Sample (LCS)

Project Name : 67107

Project Number : 67107

Parameter	Spike Level	Units	Analysis Method	Date Analyzed	LCS Percent Recov.	LCS Percent Recov. Limit
Benzene	40.0	ug/L	EPA 8260B	2/22/03	90.6	70-130
Toluene	40.0	ug/L	EPA 8260B	2/22/03	82.5	70-130
Tert-Butanol	200	ug/L	EPA 8260B	2/22/03	91.7	70-130
Methyl-t-Butyl Ether	40.0	ug/L	EPA 8260B	2/22/03	96.7	70-130

KIFF ANALYTICAL, LLC

Approved By:  Joel Kiff

2795 2nd St, Suite 300 Davis, CA 95616 530-297-4800

Calscience
Environmental
Laboratories, Inc.

February 28, 2003

Joel Kiff
Kiff Analytical
2795 2nd Street, Suite 300
Davis, CA 95616-6593

Subject: **Calscience Work Order No.: 03-02-1317**
Client Reference: 67107


Dear Client:

Enclosed is an analytical report for the above-referenced project. The samples included in this report were received 2/22/03 and analyzed in accordance with the attached chain-of-custody.


Unless otherwise noted, all analytical testing was accomplished in accordance with the guidelines established in our Quality Assurance Program Manual, applicable standard operating procedures, and other related documentation. The original report of any subcontracted analysis is provided herein, and follows the standard Calscience data package. The results in this analytical report are limited to the samples tested and any reproduction thereof must be made in its entirety.

If you have any questions regarding this report, please do not hesitate to contact the undersigned.

Sincerely,


Calscience Environmental
Laboratories, Inc.
Stephen Nowak
Project Manager


Michael J. Crisostomo
Quality Assurance Manager



ANALYTICAL REPORT

Kiff Analytical
 2795 2nd Street, Suite 300
 Davis, CA 95616-6593

Date Received: 02/22/03
 Work Order No: 03-02-1317
 Preparation: N/A
 Method: EPA 410.4

Project: 67107

Page 1 of 1

Client Sample Number	Lab Sample Number	Date Collected	Matrix	Date Prepared	Date Analyzed	QC Batch ID
H2O-Jerr.	03-02-1317-4	02/20/03	Aqueous	N/A	02/26/03	302280081

Parameter	Result	RL	DF	Qual	Units
Chemical Oxygen Demand	7.7	5.0	1		mg/L
Method Blank		03-02-062-1,408	N/A	Aqueous	N/A

Parameter	Result	RL	DF	Qual	Units
Chemical Oxygen Demand	ND	5.0	1		mg/L

RL - Reporting Limit , DF - Dilution Factor , Qual - Qualifiers

7440 Lincoln Way, Garden Grove, CA 92841-1432 • TEL: (714) 895-5494 • FAX: (714) 894-7501

**ANALYTICAL REPORT**

Kiff Analytical
2795 2nd Street, Suite 300
Davis, CA 95618-6593

Date Received: 02/22/03
Work Order No: 03-02-1317
Preparation: N/A
Method: EPA 160.2

Project: 67107

Page 1 of 1

Client Sample Number	Lab Sample Number	Date Collected	Matrix	Date Prepared	Date Analyzed	QC Batch ID
H2O-EN	03-02-1317-1	02/20/03	Aqueous	N/A	02/24/03	30224131701

Parameter	Result	RL	DF	Qual	Units
Solids, Total Suspended	ND	1.0	1		mg/L

RL - Reporting Limit , DF - Dilution Factor , Qual - Qualifiers

7440 Lincoln Way, Garden Grove, CA 92641-1432 • TEL: (714) 896-5494 • FAX: (714) 894-7501



2795 Second Street, Suite 800
 Davis, CA 95616
 Lab: 530.297.4800
 Fax: 530.297.4808

Cal Science Environmental
 7440 Lincoln Way
 Garden Grove, CA 92841
 714-895-5494

Lab No. _____ Page 1 of 1

(1317)

Project Contact (Hardcopy or PDF to): Joel Kiff		Geotracker COELT EDD REPORT? ___ YES X NO		Chain-of-Custody Record and Analysis Request																				
Company/Address: Kiff Analytical, LLC		Sampling Company Log Code:		Analysis Request										Date Due:										
Phone No.:	FAX No.:	Global ID:												February 28, 2003	For Lab Use Only									
Project Number: 67107	P.O. No.: 31628	EDF Deliverable to (Email Address):																						
Project Name: 67107		E-mail address: inbox@kiffanalytical.com																						
Project Address:		Sampling		Container				Preservative				Matrix												
Sample Designation		Date	Time	Glass Jar	Poly	Amber	Sleeve	HCl	HNO3	ICE	NONE	WATER	SOIL	TSS										
H2O-Eff		2/20/2003	6:22		2				1	X	1	X		X										
Relinquished by:		Date	Time	Received by:		Remarks:																		
Kara A. Tomin / KIFF ANALYTICAL		02/20/03	1430			PLEASE HOLD HNO3 POLY UNTIL FURTHER NOTICE.																		
Relinquished by:		Date	Time	Received by:																				
Relinquished by:		Date	Time	Received by Laboratory:		SN to:																		

MAR-03-2003 09:06 CALSCIENCE ENVIRONMENTAL 714 894 7501 P. 04/06



2795 Second Street, Suite 300
 Davis, CA 95618
 Lab: 530.297.4800
 Fax: 530.297.4808

Cal Science Environmental
 7440 Lincoln Way
 Garden Grove, CA 92841
 714-895-5494

02-02-1317

REVISED COC

Lab No. _____ Page 1 of 1

Project Contact (Hardcopy or PDF to): Joel Kiff		Geotracker COELT EDD REPORT? YES X NO		Chain-of-Custody Record and Analysis Request																					
Company/Address: Kiff Analytical, LLC		Sampling Company Log Code:		Analysis Request										Date Due:											
Phone No.:	FAX No.:	Global ID:												February 28, 2003	For Lab Use Only										
Project Number: 67107	P.O. No.: 31628	EDF Deliverable to (Email Address):																							
Project Name: 67107		E-mail address: inbox@kiffanalytical.com																							
Project Address:		Sampling		Container				Preservative				Matrix													
Sample Designation		Date	Time	Glass Jar	Poly	Amber	Steele	HCl	HNO3	ICE	NONE	WATER	SOIL	TSS	COD										
H2O-Eff		2/20/2003	6:22		2				1	X	1	X		X	X										
Relinquished by:		Date	Time	Received by:		Remarks: PLEASE HOLD HNO3 POLY UNTIL FURHTER NOTICE.																			
Relinquished by:		Date	Time	Received by:		PLEASE RUN COD ANALYSIS.																			
Relinquished by:		Date	Time	Received by Laboratory:																					

MKR-03-2003 09:06 CALSCIENCE ENVIRONMENTAL 714 894 7501 P.05/06

Kiff Analytical, Inc

FACSIMILE COVER LETTER

DATE: Feb 24, 2003

TO: Steve Nowak

COMPANY: Cal Science Environmental

FAX NO: 714-894-7501

FROM: Michelle

Total number of pages to follow: 1 Original to Follow? Yes No

Comments:
Please run sample H2O-EFF of project 67107 for
COO analysis

Thank you,
Michelle

Analytical Services

2795 Scened Street Suite 300
 Davis, California 95616
 Phone 530.297.4800 Fax 530.297.8808

Project Contact (Hardcopy or PDF To): Richard Munsch California EDF Report? Yes No

Company/Address: RPM Environmental Recommended but not mandatory to complete this section:
 Sampling Company Log Code:

Phone No.: (916) 771-7098 FAX No.: (916) 771-4584 Global ID:

Project Number: 67107 P.O. No.: 67107 EDF Deliverable To (Email Address):

Project Name: 67107 Sampler Signature: [Signature]

Project Address: 44 Lewelling Blvd. San Lorenzo, CA

Chain-of-Custody Record and Analysis Request

Analysis Request

Sample Designation	Sampling		Container				Preservative				Matrix	
	Date	Time	40 ml VOA	SLEEVE	poly	HCl	HNO ₃	ICE	NONE	WATER	SOIL	

BTEX (8021B)	BTEX/TPH Gas/MTBE (8021B/MB015)	TPH as Diesel (MB015)	TPH as Motor Oil (MB015)	TPH Gas/BTEX/MTBE (8260B)	5 Oxygenates/TPH Gas/BTEX (8260B)	7 Oxygenates/TPH Gas/BTEX (8260B)	5 Oxygenates (8260B)	7 Oxygenates (8260B)	Lead Scav. (1,2 DCA & 1,2 EDB - 8260B)	EPA 8260B (Full List)	Volatile Halocarbons (EPA 8260B)	Lead (7421/239.2) TOTAL (X) W.E.T. (X)	C.D.D	TSS	TAT	For Lab Use Only
--------------	---------------------------------	-----------------------	--------------------------	---------------------------	-----------------------------------	-----------------------------------	----------------------	----------------------	--	-----------------------	----------------------------------	--	-------	-----	-----	------------------

✓ H ₂ O - INF	2/20/07	6:30	2			X	X			W						-01
✓ H ₂ O - DAT-5ff	2/20/07	6:28	2			X	X			W						-02
✓ H ₂ O - MID1	2/20/07	6:26	2			X	X			W						-03
✓ H ₂ O - MID2	2/20/07	6:24	2			X	X			W						-04
✓ H ₂ O - 5ff	2/20/07	6:22	2	X		X	X			W			X	X		-05

Relinquished by: <u>[Signature]</u>	Date	Time	Received by:
Relinquished by: _____	Date	Time	Received by:
Relinquished by: _____	Date	Time	Received by Laboratory:

Remarks: STAT

Bill to: Tesoro Petroleum / Rob Donovan



Report Number : 32317

Date : 3/27/03

Richard Munsch
RDM Environmental
1704 Via Riata
Roseville, CA 95747

Subject : 7 Water Samples
Project Name : Tesoro Station 67107
Project Number : 67107
P.O. Number : 67107

Dear Mr. Munsch,

Chemical analysis of the samples referenced above has been completed. Summaries of the data are contained on the following pages. Sample(s) were received under documented chain-of-custody. US EPA protocols for sample storage and preservation were followed.

Kiff Analytical is certified by the State of California (# 2236). If you have any questions regarding procedures or results, please call me at 530-297-4800.

Sincerely,

A handwritten signature in black ink that reads "Joel Kiff". The signature is written in a cursive style with a large initial "J".

Joel Kiff



Report Number : 32317

Date : 3/27/03

Project Name : Tesoro Station 67107

Project Number : 67107

Sample : H2O-Inf

Matrix : Water

Lab Number : 32317-01

Sample Date :3/20/03

Parameter	Measured Value	Method Reporting Limit	Units	Analysis Method	Date Analyzed
Benzene	5.7	0.50	ug/L	EPA 8260B	3/22/03
Toluene	0.72	0.50	ug/L	EPA 8260B	3/22/03
Ethylbenzene	1.5	0.50	ug/L	EPA 8260B	3/22/03
Total Xylenes	5.1	0.50	ug/L	EPA 8260B	3/22/03
Methyl-t-butyl ether (MTBE)	260	0.50	ug/L	EPA 8260B	3/22/03
TPH as Gasoline	65	50	ug/L	EPA 8260B	3/22/03
Toluene - d8 (Surr)	91.5		% Recovery	EPA 8260B	3/22/03
4-Bromofluorobenzene (Surr)	101		% Recovery	EPA 8260B	3/22/03

Sample : H2O-DA-Eff

Matrix : Water

Lab Number : 32317-02

Sample Date :3/20/03

Parameter	Measured Value	Method Reporting Limit	Units	Analysis Method	Date Analyzed
Benzene	< 0.50	0.50	ug/L	EPA 8260B	3/22/03
Toluene	< 0.50	0.50	ug/L	EPA 8260B	3/22/03
Ethylbenzene	< 0.50	0.50	ug/L	EPA 8260B	3/22/03
Total Xylenes	< 0.50	0.50	ug/L	EPA 8260B	3/22/03
Methyl-t-butyl ether (MTBE)	< 0.50	0.50	ug/L	EPA 8260B	3/22/03
TPH as Gasoline	< 50	50	ug/L	EPA 8260B	3/22/03
Toluene - d8 (Surr)	95.0		% Recovery	EPA 8260B	3/22/03
4-Bromofluorobenzene (Surr)	97.2		% Recovery	EPA 8260B	3/22/03

Approved By:  Joel Kiff



Report Number : 32317

Date : 3/27/03

Project Name : Tesoro Station 67107

Project Number : 67107

Sample : H2O-MID 1

Matrix : Water

Lab Number : 32317-03

Sample Date :3/20/03

Parameter	Measured Value	Method Reporting Limit	Units	Analysis Method	Date Analyzed
Benzene	< 0.50	0.50	ug/L	EPA 8260B	3/22/03
Toluene	< 0.50	0.50	ug/L	EPA 8260B	3/22/03
Ethylbenzene	< 0.50	0.50	ug/L	EPA 8260B	3/22/03
Total Xylenes	< 0.50	0.50	ug/L	EPA 8260B	3/22/03
Methyl-t-butyl ether (MTBE)	2.3	0.50	ug/L	EPA 8260B	3/22/03
TPH as Gasoline	< 50	50	ug/L	EPA 8260B	3/22/03
Toluene - d8 (Surr)	92.0		% Recovery	EPA 8260B	3/22/03
4-Bromofluorobenzene (Surr)	97.2		% Recovery	EPA 8260B	3/22/03

Sample : H2O-MID 2

Matrix : Water

Lab Number : 32317-04

Sample Date :3/20/03

Parameter	Measured Value	Method Reporting Limit	Units	Analysis Method	Date Analyzed
Benzene	< 0.50	0.50	ug/L	EPA 8260B	3/23/03
Toluene	< 0.50	0.50	ug/L	EPA 8260B	3/23/03
Ethylbenzene	< 0.50	0.50	ug/L	EPA 8260B	3/23/03
Total Xylenes	< 0.50	0.50	ug/L	EPA 8260B	3/23/03
Methyl-t-butyl ether (MTBE)	< 0.50	0.50	ug/L	EPA 8260B	3/23/03
TPH as Gasoline	< 50	50	ug/L	EPA 8260B	3/23/03
Toluene - d8 (Surr)	92.2		% Recovery	EPA 8260B	3/23/03
4-Bromofluorobenzene (Surr)	96.4		% Recovery	EPA 8260B	3/23/03

Approved By:  Joel Kiff

2795 2nd St., Suite 300 Davis, CA 95616 530-297-4800



Report Number : 32317

Date : 3/27/03

Project Name : Tesoro Station 67107

Project Number : 67107

Sample : H2O-Eff

Matrix : Water

Lab Number : 32317-05

Sample Date :3/20/03

Parameter	Measured Value	Method Reporting Limit	Units	Analysis Method	Date Analyzed
Benzene	< 0.50	0.50	ug/L	EPA 8260B	3/23/03
Toluene	< 0.50	0.50	ug/L	EPA 8260B	3/23/03
Ethylbenzene	< 0.50	0.50	ug/L	EPA 8260B	3/23/03
Total Xylenes	< 0.50	0.50	ug/L	EPA 8260B	3/23/03
Methyl-t-butyl ether (MTBE)	0.52	0.50	ug/L	EPA 8260B	3/23/03
TPH as Gasoline	< 50	50	ug/L	EPA 8260B	3/23/03
Toluene - d8 (Surr)	94.7		% Recovery	EPA 8260B	3/23/03
4-Bromofluorobenzene (Surr)	99.7		% Recovery	EPA 8260B	3/23/03

Sample : Well-15800

Matrix : Water

Lab Number : 32317-06

Sample Date :3/20/03

Parameter	Measured Value	Method Reporting Limit	Units	Analysis Method	Date Analyzed
Benzene	< 0.50	0.50	ug/L	EPA 8260B	3/22/03
Toluene	< 0.50	0.50	ug/L	EPA 8260B	3/22/03
Ethylbenzene	< 0.50	0.50	ug/L	EPA 8260B	3/22/03
Total Xylenes	< 0.50	0.50	ug/L	EPA 8260B	3/22/03
Methyl-t-butyl ether (MTBE)	< 0.50	0.50	ug/L	EPA 8260B	3/22/03
TPH as Gasoline	< 50	50	ug/L	EPA 8260B	3/22/03
Toluene - d8 (Surr)	97.5		% Recovery	EPA 8260B	3/22/03
4-Bromofluorobenzene (Surr)	102		% Recovery	EPA 8260B	3/22/03

Approved By:  Joel Kiff

2795 2nd St., Suite 300 Davis, CA 95616 530-297-4800



Report Number : 32317

Date : 3/27/03

Project Name : Tesoro Station 67107

Project Number : 67107


Sample : Well-15808

Matrix : Water

Lab Number : 32317-07

Sample Date :3/20/03

Parameter	Measured Value	Method Reporting Limit	Units	Analysis Method	Date Analyzed
Benzene	< 0.50	0.50	ug/L	EPA 8260B	3/22/03
Toluene	< 0.50	0.50	ug/L	EPA 8260B	3/22/03
Ethylbenzene	< 0.50	0.50	ug/L	EPA 8260B	3/22/03
Total Xylenes	< 0.50	0.50	ug/L	EPA 8260B	3/22/03
Methyl-t-butyl ether (MTBE)	< 0.50	0.50	ug/L	EPA 8260B	3/22/03
TPH as Gasoline	< 50	50	ug/L	EPA 8260B	3/22/03
Toluene - d8 (Surr)	97.8		% Recovery	EPA 8260B	3/22/03
4-Bromofluorobenzene (Surr)	101		% Recovery	EPA 8260B	3/22/03

Approved By:  Joel Kiff

2795 2nd St., Suite 300 Davis, CA 95616 530-297-4800

Report Number : 32317

Date : 3/27/03

QC Report : Method Blank Data

Project Name : Tesoro Station 67107

Project Number : 67107

Parameter	Measured Value	Method Reporting Limit	Units	Analysis Method	Date Analyzed
Benzene	< 0.50	0.50	ug/L	EPA 8260B	3/22/03
Toluene	< 0.50	0.50	ug/L	EPA 8260B	3/22/03
Ethylbenzene	< 0.50	0.50	ug/L	EPA 8260B	3/22/03
Total Xylenes	< 0.50	0.50	ug/L	EPA 8260B	3/22/03
Methyl-t-butyl ether (MTBE)	< 0.50	0.50	ug/L	EPA 8260B	3/22/03
TPH as Gasoline	< 50	50	ug/L	EPA 8260B	3/22/03
Toluene - d8 (Surr)	97.2		%	EPA 8260B	3/22/03
4-Bromofluorobenzene (Surr)	104		%	EPA 8260B	3/22/03
Benzene	< 0.50	0.50	ug/L	EPA 8260B	3/22/03
Toluene	< 0.50	0.50	ug/L	EPA 8260B	3/22/03
Ethylbenzene	< 0.50	0.50	ug/L	EPA 8260B	3/22/03
Total Xylenes	< 0.50	0.50	ug/L	EPA 8260B	3/22/03
Methyl-t-butyl ether (MTBE)	< 0.50	0.50	ug/L	EPA 8260B	3/22/03
TPH as Gasoline	< 50	50	ug/L	EPA 8260B	3/22/03
Toluene - d8 (Surr)	94.0		%	EPA 8260B	3/22/03
4-Bromofluorobenzene (Surr)	92.1		%	EPA 8260B	3/22/03
Benzene	< 0.50	0.50	ug/L	EPA 8260B	3/22/03
Toluene	< 0.50	0.50	ug/L	EPA 8260B	3/22/03
Ethylbenzene	< 0.50	0.50	ug/L	EPA 8260B	3/22/03
Total Xylenes	< 0.50	0.50	ug/L	EPA 8260B	3/22/03
Methyl-t-butyl ether (MTBE)	< 0.50	0.50	ug/L	EPA 8260B	3/22/03
TPH as Gasoline	< 50	50	ug/L	EPA 8260B	3/22/03
Toluene - d8 (Surr)	93.4		%	EPA 8260B	3/22/03
4-Bromofluorobenzene (Surr)	102		%	EPA 8260B	3/22/03

Parameter	Measured Value	Method Reporting Limit	Units	Analysis Method	Date Analyzed
-----------	----------------	------------------------	-------	-----------------	---------------

Approved By:  Joel Kiff

Report Number : 32317

Date : 3/27/03

QC Report : Matrix Spike/ Matrix Spike Duplicate

Project Name : Tesoro Station 67107

Project Number : 67107

Parameter	Spiked Sample	Sample Value	Spike Level	Spike Dup. Level	Spiked Sample Value	Duplicate Spiked Sample Value	Units	Analysis Method	Date Analyzed	Spiked Sample Percent Recov.	Duplicate Spiked Sample Percent Recov.	Relative Percent Diff.	Spiked Sample Percent Recov. Limit	Relative Percent Diff. Limit
Benzene	32317-06	<0.50	40.0	40.2	40.7	41.2	ug/L	EPA 8260B	3/22/03	102	102	0.734	70-130	25
Toluene	32317-06	<0.50	40.0	40.2	36.6	36.6	ug/L	EPA 8260B	3/22/03	91.6	91.3	0.355	70-130	25
Tert-Butanol	32317-06	<5.0	200	201	184	186	ug/L	EPA 8260B	3/22/03	92.2	92.5	0.314	70-130	25
Methyl-t-Butyl Ether	32317-06	<0.50	40.0	40.2	37.9	38.6	ug/L	EPA 8260B	3/22/03	94.6	96.1	1.52	70-130	25
Benzene	32328-05	<0.50	40.0	40.0	41.0	40.2	ug/L	EPA 8260B	3/22/03	102	100	2.00	70-130	25
Toluene	32328-05	<0.50	40.0	40.0	38.8	38.0	ug/L	EPA 8260B	3/22/03	96.9	95.0	1.98	70-130	25
Tert-Butanol	32328-05	9.5	200	200	210	213	ug/L	EPA 8260B	3/22/03	100	102	1.58	70-130	25
Methyl-t-Butyl Ether	32328-05	34	40.0	40.0	74.3	74.4	ug/L	EPA 8260B	3/22/03	101	102	0.345	70-130	25
Benzene	32322-02	<0.50	40.0	40.0	41.6	40.9	ug/L	EPA 8260B	3/22/03	104	102	1.82	70-130	25
Toluene	32322-02	<0.50	40.0	40.0	41.5	40.8	ug/L	EPA 8260B	3/22/03	104	102	1.70	70-130	25
Tert-Butanol	32322-02	10	200	200	226	220	ug/L	EPA 8260B	3/22/03	108	105	2.84	70-130	25
Methyl-t-Butyl Ether	32322-02	0.56	40.0	40.0	42.4	41.8	ug/L	EPA 8260B	3/22/03	105	103	1.32	70-130	25

Approved By:  _____
 Joel Kiff

QC Report : Laboratory Control Sample (LCS)

Report Number : 32317

Date : 3/27/03

Project Name : **Tesoro Station 67107**

Project Number : **67107**

Parameter	Spike Level	Units	Analysis Method	Date Analyzed	LCS Percent Recov.	LCS Percent Recov. Limit
Benzene	40.0	ug/L	EPA 8260B	3/22/03	99.2	70-130
Toluene	40.0	ug/L	EPA 8260B	3/22/03	89.1	70-130
Tert-Butanol	200	ug/L	EPA 8260B	3/22/03	94.0	70-130
Methyl-t-Butyl Ether	40.0	ug/L	EPA 8260B	3/22/03	97.1	70-130
Benzene	40.0	ug/L	EPA 8260B	3/22/03	101	70-130
Toluene	40.0	ug/L	EPA 8260B	3/22/03	102	70-130
Tert-Butanol	200	ug/L	EPA 8260B	3/22/03	98.2	70-130
Methyl-t-Butyl Ether	40.0	ug/L	EPA 8260B	3/22/03	96.0	70-130
Benzene	40.0	ug/L	EPA 8260B	3/22/03	105	70-130
Toluene	40.0	ug/L	EPA 8260B	3/22/03	99.4	70-130
Tert-Butanol	200	ug/L	EPA 8260B	3/22/03	103	70-130
Methyl-t-Butyl Ether	40.0	ug/L	EPA 8260B	3/22/03	103	70-130

KIFF ANALYTICAL, LLC

Approved By:


Joel Kiff

2795 2nd St, Suite 300 Davis, CA 95616 530-297-4800

**Calscience
Environmental
Laboratories, Inc.**

March 28, 2003

Joel Kiff
Kiff Analytical
2795 2nd Street, Suite 300
Davis, CA 95616-6593

Subject: **Calscience Work Order No.: 03-03-1443**
Client Reference: **Tesoro Station 67107**


Dear Client:

Enclosed is an analytical report for the above-referenced project. The samples included in this report were received 3/22/03 and analyzed in accordance with the attached chain-of-custody.

Unless otherwise noted, all analytical testing was accomplished in accordance with the guidelines established in our Quality Assurance Program Manual, applicable standard operating procedures, and other related documentation. The original report of any subcontracted analysis is provided herein, and follows the standard Calscience data package. The results in this analytical report are limited to the samples tested and any reproduction thereof must be made in its entirety.


If you have any questions regarding this report, please do not hesitate to contact the undersigned.

Sincerely,


Calscience Environmental
Laboratories, Inc.
Stephen Nowak
Project Manager


Michael J. Chisostomo
Quality Assurance Manager





ANALYTICAL REPORT

Kiff Analytical
 2795 2nd Street, Suite 300
 Davis, CA 95616-6593

Date Received: 03/22/03
 Work Order No: 03-03-1443
 Preparation: N/A
 Method: EPA 410.4

Project: Tesoro Station 67107

Page 1 of 1

Client Sample Number	Lab Sample Number	Date Collected	Matrix	Date Prepared	Date Analyzed	QC Batch ID
H2O.011	03-03-1443.1	03/20/03	Aqueous	N/A	03/24/03	303240087

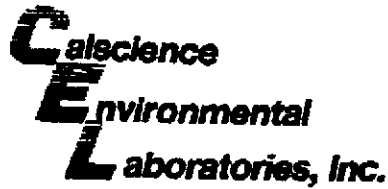
Parameter	Result	RL	DF	Qual	Units
Chemical Oxygen Demand	ND	5.0	1		mg/L

Method Blank		03-03-062-1,420	N/A	Aqueous	N/A	03/24/03	303240081
--------------	--	-----------------	-----	---------	-----	----------	-----------

Parameter	Result	RL	DF	Qual	Units
Chemical Oxygen Demand	ND	5.0	1		mg/L

RL - Reporting Limit , DF - Dilution Factor , Qual - Qualifiers

7440 Lincoln Way, Garden Grove, CA 92841-1432 • TEL: (714) 895-5494 • FAX: (714) 894-7501



ANALYTICAL REPORT

Kiff Analytical
 2795 2nd Street, Suite 300
 Davis, CA 95616-8593

Date Received: 03/22/03
 Work Order No: 03-03-1443
 Preparation: N/A
 Method: EPA 160.2

Project: Tesoro Station 67107


Page 1 of 1

Client Sample Number	Lab Sample Number	Date Collected	Matrix	Date Prepared	Date Analyzed	QC Batch ID
H2O-EN	03-03-1443-1	03/20/03	Aqueous	N/A	03/24/03	3082/13305

Parameter	Result	RL	DF	Qual	Units
Solids, Total Suspended	ND	1.0	1		mg/L

RL - Reporting Limit, DF - Dilution Factor, Qual - Qualifiers

7440 Lincoln Way, Garden Grove, CA 92841-1432 • TEL: (714) 895-5494 • FAX: (714) 894-7501



Quality Control - Duplicate

Kiff Analytical
2795 2nd Street, Suite 300
Davis, CA 95616-6593

Date Received: 3/22/03
Work Order No: 03-03-1443
Preparation: N/A
Method: EPA 410.4

Project: Tesoro Station 67107

Quality Control Sample ID	Matrix	Instrument	Date Prepared:	Date Analyzed:	Duplicate Batch Number
03-03-1443-1	Aqueous	UV 3	N/A	03/24/03	303240001

Parameter	Single Conc	DUP Conc	RPD	RPD CL	Qualifiers
Chemical Oxygen Demand	2200	2300	1	0.25	



Quality Control - Duplicate

Kiff Analytical
2795 2nd Street, Suite 300
Davis, CA 95616-6593

Date Received: 3/22/03
Work Order No: 03-03-1443
Preparation: N/A
Method: EPA 160.2

Project: Tesoro Station 67107

Quality Control Sample ID	Matrix	Instrument	Date Prepared:	Date Analyzed:	Duplicate Batch Number
H2O-Ext	Aqueous	NA	N/A	03/24/03	30324TS6D6


Parameter	Sample Conc	DUP Conc	RPD	RPD CL	Qualifier
Solids, Total Suspended	ND	ND	NA	0-25	



GLOSSARY OF TERMS AND QUALIFIERS

Work Order Number: 03-03-1443

<u>Qualifier</u>	<u>Definition</u>
ND	Not detected at indicated reporting limit.



WORK ORDER #: 03-03-1443

Cooler 1 of 1

KIFF SAMPLE RECEIPT FORM

CLIENT: Calvernight (KIA)

DATE: 03/22/03

TEMPERATURE - SAMPLES RECEIVED BY:

CALSCIENCE COURIER:

- Chilled, cooler with temperature blank provided.
- Chilled, cooler without temperature blank.
- Chilled and placed in cooler with wet ice.
- Ambient and placed in cooler with wet ice.
- Ambient temperature.
- °C Temperature blank.

LABORATORY (Other than Calscience Courier):

- 3 °C Temperature blank.
- °C IR thermometer.
- Ambient temperature.

Initial: PP

CUSTODY SEAL INTACT:

Sample(s): _____ Cooler: No (Not Intact): _____ Not Applicable (N/A): _____

Initial: PP

SAMPLE CONDITION:

	Yes	No	N/A
Chain-Of-Custody document(s) received with samples.....	<input checked="" type="checkbox"/>	<input type="checkbox"/>	<input type="checkbox"/>
Sample container label(s) consistent with custody papers.....	<input checked="" type="checkbox"/>	<input type="checkbox"/>	<input type="checkbox"/>
Sample container(s) intact and good condition.....	<input checked="" type="checkbox"/>	<input type="checkbox"/>	<input type="checkbox"/>
Correct containers for analyses requested.....	<input checked="" type="checkbox"/>	<input type="checkbox"/>	<input type="checkbox"/>
Proper preservation noted on sample label(s).....	<input checked="" type="checkbox"/>	<input type="checkbox"/>	<input type="checkbox"/>
VOA vial(s) free of headspace.....	<input type="checkbox"/>	<input type="checkbox"/>	<input checked="" type="checkbox"/>
Tedlar bag(s) free of condensation.....	<input type="checkbox"/>	<input type="checkbox"/>	<input checked="" type="checkbox"/>

Initial: PP

COMMENTS:



2795 Second Street, Suite 300
 Davis, CA 95616
 Lab: 530.297.4800
 Fax: 530.297.4808

Cal Science Environmental
 7440 Lincoln Way
 Garden Grove, CA 92841
 714-895-5494

Lab No 03-03-1443 Page 1 of 1

1443

Project Contact (Hardcopy or PDF to): Joel Kiff **Geotracker COELT EDD REPORT?** YES X **NO** **Chain-of-Custody Record and Analysis Request**

Company/Address: Kiff Analytical, LLC **Sampling Company Log Code:**

Phone No.: FAX No.: **Global ID:**

Project Number: 67107 P.O. No.: 32317 **EDF Deliverable to (Email Address):**

Project Name: Tesoro Station 67107 **E-mail address:** inbox@kiffanalytical.com

Project Address: **Sampling** **Container** **Preservative** **Matrix**

Sample Designation	Sampling		Container				Preservative					Matrix		C.O.D	TSS	Date Due:	For Lab Use Only		
	Date	Time	Glass Jar	Poly	Amber	Sleeve	HCl	HNO3	ICE	NONE	H2SO4	WATER	SOIL						
H2O-Eff	3/20/2003	3:32	2					X	1	X	X			X	X			X	

Relinquished by: <u>Joel Kiff Analytical</u>	Date: <u>03/20/03</u>	Time: <u>1:00</u>	Received by:	Remarks:
Relinquished by:	Date:	Time:	Received by:	
Relinquished by: <u>Cal overnight</u>	Date: <u>3/22/03</u>	Time: <u>11:25</u>	Received by: <u>Lab subject</u>	Bill to:

TOTAL P.08

MAR-28-2003 14:29

P.08/08



2795 2nd Street, Suite 300
 Davis, CA 95616
 Lab: 530.297.4800
 Fax: 530.297.4808

Lab No. 32317 Page 1 of 1

Project Contact (Hardcopy or PDF To): Richard Munsch California EDF Report? Yes No
 Company/Address: RDM Environmental Recommended but not mandatory to complete this section:
 Sampling Company Log Code: _____

Phone No.: (916) 771-7048 FAX No.: (916) 771-4584 Global ID: _____
 Project Number: 67107 P.O. No: 67107 EDF Deliverable To (Email Address): _____

Project Name: Tesoro Station 67107 Sampler Signature: [Signature]
 Project Address: San Lorenzo CA

Sample Designation	Sampling		Container				Preservative				Matrix			Analysis Request											TAT							
	Date	Time	40 ml VOA	SLEEVE	poly	HCl	HNO ₃	ICE	NONE	H ₂ O ₄	WATER	SOIL	BTEX (8021B)	BTEX/TPH Gas/MTBE (8021B/86015)	TPH as Diesel (86015)	TPH as Motor Oil (86015)	TPH Gas/BTEX/MTBE (8260B)	5 Oxygenates/TPH Gas/BTEX (8260B)	7 Oxygenates/TPH Gas/BTEX (8260B)	5 Oxygenates (8260B)	7 Oxygenates (8260B)	Lead Scav. (1,2 DCA & 1,2 EDB - 8260B)	EPA 8260B (Full List)	Volatile Halocarbons (EPA 8260B)	Lead (7421239.2) TOTAL (X) W.E.T. (X)	CO.D	TSS	12 hr/24 hr/48 hr/72 hr/1 wk	For Lab Use Only			
H ₂ O-Inf	3/20/03	3:40	2			X				X							X															01
H ₂ O-DA-Eff	3/20/03	3:38	2			X				X							X															02
H ₂ O-MID1	7/24/03	3:36	2			X				X							X															03
H ₂ O-MID2	7/24/03	3:34	2			X				X							X															04
H ₂ O-Eff	3/20/03	3:32	2	2		X			X	X							X									X	X				05	
Well-15800	3/20/03	4:00	2			X				X							X															06
Well-15808	3/20/03	4:02	2			X				X							X															07

Relinquished by: [Signature] Date: _____ Time: _____ Received by: _____
 Relinquished by: _____ Date: _____ Time: _____ Received by: _____
 Relinquished by: _____ Date: 03/20/03 Time: 1304 Received by Laboratory: John Cutler / Kiff Analytical
 Remarks: STAT
 Bill to: Tesoro Petroleum / Rob Donovan



Report Number : 31185

Date : 2/6/03

Richard Munsch
RDM Environmental
1704 Via Riata
Roseville, CA 95747

Subject : 4 Air Samples
Project Name : Former Beacon 3721
Project Number : 67107
P.O. Number : 67107

Dear Mr. Munsch,

Chemical analysis of the samples referenced above has been completed. Summaries of the data are contained on the following pages. Sample(s) were received under documented chain-of-custody. US EPA protocols for sample storage and preservation were followed.

Kiff Analytical is certified by the State of California (# 2236). If you have any questions regarding procedures or results, please call me at 530-297-4800.

Sincerely,

A handwritten signature in black ink that reads "Joel Kiff". The signature is written in a cursive style with a large initial "J".

Joel Kiff



Report Number : 31185

Date : 2/6/03

Project Name : **Former Beacon 3721**

Project Number : **67107**

Sample : **SVE-Inf**

Matrix : Air

Lab Number : 31185-01

Sample Date :1/29/03

Parameter	Measured Value	Method Reporting Limit	Units	Analysis Method	Date Analyzed
Benzene	< 0.050	0.050	Molar ppm	EPA 8260B	1/30/03
Toluene	< 0.050	0.050	Molar ppm	EPA 8260B	1/30/03
Ethylbenzene	< 0.050	0.050	Molar ppm	EPA 8260B	1/30/03
Total Xylenes	< 0.050	0.050	Molar ppm	EPA 8260B	1/30/03
TPH as Gasoline	< 5.0	5.0	Molar ppm	EPA 8260B	1/30/03
Toluene - d8 (Surr)	97.5		% Recovery	EPA 8260B	1/30/03
4-Bromofluorobenzene (Surr)	98.0		% Recovery	EPA 8260B	1/30/03

Sample : **SVE-MID**

Matrix : Air

Lab Number : 31185-02

Sample Date :1/29/03

Parameter	Measured Value	Method Reporting Limit	Units	Analysis Method	Date Analyzed
Benzene	< 0.050	0.050	Molar ppm	EPA 8260B	1/30/03
Toluene	< 0.050	0.050	Molar ppm	EPA 8260B	1/30/03
Ethylbenzene	< 0.050	0.050	Molar ppm	EPA 8260B	1/30/03
Total Xylenes	< 0.050	0.050	Molar ppm	EPA 8260B	1/30/03
TPH as Gasoline	< 5.0	5.0	Molar ppm	EPA 8260B	1/30/03
Toluene - d8 (Surr)	98.1		% Recovery	EPA 8260B	1/30/03
4-Bromofluorobenzene (Surr)	93.1		% Recovery	EPA 8260B	1/30/03

Approved By: Joel Kiff



Report Number : 31185

Date : 2/6/03

Project Name : **Former Beacon 3721**

Project Number : **67107**

Sample : **SVE-Eff**

Matrix : Air

Lab Number : 31185-03

Sample Date :1/29/03

Parameter	Measured Value	Method Reporting Limit	Units	Analysis Method	Date Analyzed
Benzene	< 0.050	0.050	Molar ppm	EPA 8260B	1/30/03
Toluene	< 0.050	0.050	Molar ppm	EPA 8260B	1/30/03
Ethylbenzene	< 0.050	0.050	Molar ppm	EPA 8260B	1/30/03
Total Xylenes	< 0.050	0.050	Molar ppm	EPA 8260B	1/30/03
TPH as Gasoline	< 5.0	5.0	Molar ppm	EPA 8260B	1/30/03
Toluene - d8 (Surr)	90.3		% Recovery	EPA 8260B	1/30/03
4-Bromofluorobenzene (Surr)	98.2		% Recovery	EPA 8260B	1/30/03

Sample : **DAT-Eff**

Matrix : Air

Lab Number : 31185-04

Sample Date :1/29/03

Parameter	Measured Value	Method Reporting Limit	Units	Analysis Method	Date Analyzed
Benzene	< 0.050	0.050	Molar ppm	EPA 8260B	1/30/03
Toluene	< 0.050	0.050	Molar ppm	EPA 8260B	1/30/03
Ethylbenzene	< 0.050	0.050	Molar ppm	EPA 8260B	1/30/03
Total Xylenes	< 0.050	0.050	Molar ppm	EPA 8260B	1/30/03
TPH as Gasoline	< 5.0	5.0	Molar ppm	EPA 8260B	1/30/03
Toluene - d8 (Surr)	101		% Recovery	EPA 8260B	1/30/03
4-Bromofluorobenzene (Surr)	102		% Recovery	EPA 8260B	1/30/03

Approved By:  Joel Kiff



2795 2nd Street, Suite 300
 Davis, CA 95616
 Lab: 530.297.4800
 Fax: 530.297.4808

Lab No. 31185 Page 1 of 1

Project Contact (Hardcopy or PDF To): RMM Munch California EDF Report? Yes No

Chain-of-Custody Record and Analysis Request

Company/Address: RMM Environmental
 Recommended but not mandatory to complete this section:
 Sampling Company Log Code: _____

Phone No.: (916) 771-2098 FAX No.: (916) 771-4584
 Global ID: _____

Project Number: 67107 P.O. No.: 67107
 EDF Deliverable To (Email Address): _____

Project Name: Farmer Beacon 3721 Sampler Signature: [Signature]

Project Address: San Leandro CA

Sample Designation	Sampling		Container	Preservative	Matrix
	Date	Time	40 ml VOA SLEEVE	HCl HNO ₃ ICE NONE	WATER SOIL Aik
✓ SVF-1af	1/29/03	2:50	↓ + H ₂ O Tech		
✓ SVF-MID	1/29/03	2:48			
✓ SVF-Eff	1/29/03	2:46			
✓ DAT-Eff	1/29/03	7:00			

Analysis Request

BTEX (8021B)	BTEX/TPH Gas/MTBE (8021B/M8015)	TPH as Diesel (M8015)	TPH as Motor Oil (M8015)	TPH Gas/BTEX (8260B)	5 Oxygenates/TPH Gas/BTEX (8260B)	7 Oxygenates/TPH Gas/BTEX (8260B)	5 Oxygenates (8260B)	7 Oxygenates (8260B)	Lead Scav. (1,2 DCA & 1,2 EDB - 8260B)	EPA 8260B (Full List)	Volatile Halocarbons (EPA 8260B)	Lead (7421/239.2) TOTAL (X) W.E.T. (X)	TAT
				X									12 hr/24 hr/48 hr/72 hr/1 wk
				X									For Lab Use Only

Relinquished by: <u>[Signature]</u>	Date	Time	Received by: _____
Relinquished by: _____	Date	Time	Received by: _____
Relinquished by: _____	Date	Time	Received by Laboratory: <u>John Cutler</u>

Remarks: STAT

Bill to: Teresa Petwala
Rob Pinnau



Report Number : 31630

Date : 2/27/2003

Richard Munsch
RDM Environmental
1704 Via Riata
Roseville, CA 95747

Subject : 4 Air Samples
Project Name : 67107
Project Number : 67107
P.O. Number : 67107

Dear Mr. Munsch,

Chemical analysis of the samples referenced above has been completed. Summaries of the data are contained on the following pages. Sample(s) were received under documented chain-of-custody. US EPA protocols for sample storage and preservation were followed.

Kiff Analytical is certified by the State of California (# 2236). If you have any questions regarding procedures or results, please call me at 530-297-4800.

Sincerely,

A handwritten signature in black ink that reads "Joel Kiff". The signature is written in a cursive style with a large initial "J".

Joel Kiff



Report Number : 31630

Date : 2/27/2003

Project Name : 67107

Project Number : 67107

Sample : SVE-Inf

Matrix : Air

Lab Number : 31630-01

Sample Date :2/20/2003

Parameter	Measured Value	Method Reporting Limit	Units	Analysis Method	Date Analyzed
Benzene	< 0.050	0.050	ppmv	EPA 8260B	2/21/2003
Toluene	< 0.050	0.050	ppmv	EPA 8260B	2/21/2003
Ethylbenzene	< 0.050	0.050	ppmv	EPA 8260B	2/21/2003
Total Xylenes	< 0.050	0.050	ppmv	EPA 8260B	2/21/2003
Methyl-t-butyl ether	< 0.10	0.10	ppmv	EPA 8260B	2/21/2003
TPH as Gasoline	< 5.0	5.0	ppmv	EPA 8260B	2/21/2003
Toluene - d8 (Surr)	99.2		% Recovery	EPA 8260B	2/21/2003
4-Bromofluorobenzene (Surr)	97.8		% Recovery	EPA 8260B	2/21/2003

Sample : SVE-MID

Matrix : Air

Lab Number : 31630-02

Sample Date :2/20/2003

Parameter	Measured Value	Method Reporting Limit	Units	Analysis Method	Date Analyzed
Benzene	< 0.050	0.050	ppmv	EPA 8260B	2/21/2003
Toluene	< 0.050	0.050	ppmv	EPA 8260B	2/21/2003
Ethylbenzene	< 0.050	0.050	ppmv	EPA 8260B	2/21/2003
Total Xylenes	< 0.050	0.050	ppmv	EPA 8260B	2/21/2003
Methyl-t-butyl ether	< 0.10	0.10	ppmv	EPA 8260B	2/21/2003
TPH as Gasoline	< 5.0	5.0	ppmv	EPA 8260B	2/21/2003
Toluene - d8 (Surr)	100		% Recovery	EPA 8260B	2/21/2003
4-Bromofluorobenzene (Surr)	94.7		% Recovery	EPA 8260B	2/21/2003

Approved By:  Joel Kiff



Report Number : 31630

Date : 2/27/2003

Project Name : 67107

Project Number : 67107

Sample : SVE-Eff

Matrix : Air

Lab Number : 31630-03

Sample Date :2/20/2003

Parameter	Measured Value	Method Reporting Limit	Units	Analysis Method	Date Analyzed
Benzene	< 0.050	0.050	ppmv	EPA 8260B	2/21/2003
Toluene	< 0.050	0.050	ppmv	EPA 8260B	2/21/2003
Ethylbenzene	< 0.050	0.050	ppmv	EPA 8260B	2/21/2003
Total Xylenes	< 0.050	0.050	ppmv	EPA 8260B	2/21/2003
Methyl-t-butyl ether	< 0.10	0.10	ppmv	EPA 8260B	2/21/2003
TPH as Gasoline	< 5.0	5.0	ppmv	EPA 8260B	2/21/2003
Toluene - d8 (Surr)	98.9		% Recovery	EPA 8260B	2/21/2003
4-Bromofluorobenzene (Surr)	96.4		% Recovery	EPA 8260B	2/21/2003

Sample : DAT-Eff

Matrix : Air

Lab Number : 31630-04

Sample Date :2/20/2003

Parameter	Measured Value	Method Reporting Limit	Units	Analysis Method	Date Analyzed
Benzene	< 0.050	0.050	ppmv	EPA 8260B	2/21/2003
Toluene	< 0.050	0.050	ppmv	EPA 8260B	2/21/2003
Ethylbenzene	< 0.050	0.050	ppmv	EPA 8260B	2/21/2003
Total Xylenes	< 0.050	0.050	ppmv	EPA 8260B	2/21/2003
Methyl-t-butyl ether	< 0.10	0.10	ppmv	EPA 8260B	2/21/2003
TPH as Gasoline	< 5.0	5.0	ppmv	EPA 8260B	2/21/2003
Toluene - d8 (Surr)	97.4		% Recovery	EPA 8260B	2/21/2003
4-Bromofluorobenzene (Surr)	96.6		% Recovery	EPA 8260B	2/21/2003

Approved By:  Joel Kiff



2795 2nd Street, Suite 300
 Davis, CA 95616
 Lab: 530.297.4800
 Fax: 530.297.4808

Lab No. 31630 Page 1 of 1

Project Contact (Hardcopy or PDF To): Richard Murrell
 California EDF Report? Yes No

Chain-of-Custody Record and Analysis Request

Company/Address: RDM Environmental
 Recommended but not mandatory to complete this section:
 Sampling Company Log Code: _____

Phone No.: (916) 771-7098 FAX No.: (916) 771-4584
 Global ID: _____

Project Number: 67107 P.O. No.: 67107
 EDF Deliverable To (Email Address): _____

Project Name: 67107
 Sampler Signature: *[Signature]*

Project Address: 44 Lewelling Blvd
San Lorenzo, CA

Sample Designation

Date	Time	Sampling		Container				Preservative				Matrix		
		40 ml VOA	SLEEVE	HCl	HNO ₃	ICE	NONE	WATER	SOIL	Air				

✓ SVE-Inf	2/20/07	5:50	1	Teflon															
✓ SVE-MID	2/20/07	5:48																	
✓ SVE-EFF	2/20/07	5:46																	
✓ PAT-EFF	2/20/07	5:44																	

Analysis Request													TAT					
BTEX (8021B)	BTEX/TPH Gas/MTBE (8021B/M8015)	TPH as Diesel (M8015)	TPH as Motor Oil (M8015)	TPH Gas/BTEX/MTBE (8260B)	5 Oxygenates/TPH Gas/BTEX (8260B)	7 Oxygenates/TPH Gas/BTEX (8260B)	5 Oxygenates (8260B)	7 Oxygenates (8260B)	Lead Scav. (1,2 DCA & 1,2 EDB - 8260B)	EPA 8260B (Full List)	Volatile Halocarbons (EPA 8260B)	Lead (7421/239.2) TOTAL (X) W.E.T. (X)					12 hr/24 hr/48 hr/72 hr/1 wk	For Lab Use Only
				X	X													

Relinquished by: <i>[Signature]</i>	Date	Time	Received by:
Relinquished by: _____	Date	Time	Received by: _____
Relinquished by: _____	Date	Time	Received by Laboratory: _____

Remarks: **STAT**
 Bill to: Tosco Petroleum / Rob Donouan



Report Number : 32313

Date : 3/27/03

Richard Munsch
RDM Environmental
1704 Via Riata
Roseville, CA 95747

Subject : 4 Air Samples
Project Name : Tesoro Station 67107
Project Number : 67107
P.O. Number : 67107

Dear Mr. Munsch,

Chemical analysis of the samples referenced above has been completed. Summaries of the data are contained on the following pages. Sample(s) were received under documented chain-of-custody. US EPA protocols for sample storage and preservation were followed.

Kiff Analytical is certified by the State of California (# 2236). If you have any questions regarding procedures or results, please call me at 530-297-4800.

Sincerely,

A handwritten signature in black ink that reads "Joel Kiff". The signature is written in a cursive style with a large initial "J".

Joel Kiff



Report Number : 32313

Date : 3/27/03

Project Name : Tesoro Station 67107

Project Number : 67107

Sample : SVE-Inf

Matrix : Air

Lab Number : 32313-01

Sample Date :3/20/03

Parameter	Measured Value	Method Reporting Limit	Units	Analysis Method	Date Analyzed
Benzene	< 0.050	0.050	ppmv	EPA 8260B	3/22/03
Toluene	< 0.050	0.050	ppmv	EPA 8260B	3/22/03
Ethylbenzene	< 0.050	0.050	ppmv	EPA 8260B	3/22/03
Total Xylenes	< 0.050	0.050	ppmv	EPA 8260B	3/22/03
Methyl-t-butyl ether	< 0.10	0.10	ppmv	EPA 8260B	3/22/03
TPH as Gasoline	< 5.0	5.0	ppmv	EPA 8260B	3/22/03
Toluene - d8 (Surr)	101		% Recovery	EPA 8260B	3/22/03
4-Bromofluorobenzene (Surr)	90.3		% Recovery	EPA 8260B	3/22/03

Sample : SVE-MID

Matrix : Air

Lab Number : 32313-02

Sample Date :3/20/03

Parameter	Measured Value	Method Reporting Limit	Units	Analysis Method	Date Analyzed
Benzene	< 0.050	0.050	ppmv	EPA 8260B	3/22/03
Toluene	< 0.050	0.050	ppmv	EPA 8260B	3/22/03
Ethylbenzene	< 0.050	0.050	ppmv	EPA 8260B	3/22/03
Total Xylenes	< 0.050	0.050	ppmv	EPA 8260B	3/22/03
Methyl-t-butyl ether	< 0.10	0.10	ppmv	EPA 8260B	3/22/03
TPH as Gasoline	< 5.0	5.0	ppmv	EPA 8260B	3/22/03
Toluene - d8 (Surr)	101		% Recovery	EPA 8260B	3/22/03
4-Bromofluorobenzene (Surr)	91.5		% Recovery	EPA 8260B	3/22/03

Approved By:  Joel Kiff

2795 2nd St., Suite 300 Davis, CA 95616 530-297-4800



Report Number : 32313

Date : 3/27/03

Project Name : Tesoro Station 67107

Project Number : 67107

Sample : SVE-Eff

Matrix : Air

Lab Number : 32313-03

Sample Date :3/20/03

Parameter	Measured Value	Method Reporting Limit	Units	Analysis Method	Date Analyzed
Benzene	< 0.050	0.050	ppmv	EPA 8260B	3/22/03
Toluene	< 0.050	0.050	ppmv	EPA 8260B	3/22/03
Ethylbenzene	< 0.050	0.050	ppmv	EPA 8260B	3/22/03
Total Xylenes	< 0.050	0.050	ppmv	EPA 8260B	3/22/03
Methyl-t-butyl ether	< 0.10	0.10	ppmv	EPA 8260B	3/22/03
TPH as Gasoline	< 5.0	5.0	ppmv	EPA 8260B	3/22/03
Toluene - d8 (Surr)	102		% Recovery	EPA 8260B	3/22/03
4-Bromofluorobenzene (Surr)	87.2		% Recovery	EPA 8260B	3/22/03

Sample : DAT-Eff

Matrix : Air

Lab Number : 32313-04

Sample Date :3/20/03

Parameter	Measured Value	Method Reporting Limit	Units	Analysis Method	Date Analyzed
Benzene	< 0.050	0.050	ppmv	EPA 8260B	3/22/03
Toluene	< 0.050	0.050	ppmv	EPA 8260B	3/22/03
Ethylbenzene	< 0.050	0.050	ppmv	EPA 8260B	3/22/03
Total Xylenes	< 0.050	0.050	ppmv	EPA 8260B	3/22/03
Methyl-t-butyl ether	< 0.10	0.10	ppmv	EPA 8260B	3/22/03
TPH as Gasoline	< 5.0	5.0	ppmv	EPA 8260B	3/22/03
Toluene - d8 (Surr)	102		% Recovery	EPA 8260B	3/22/03
4-Bromofluorobenzene (Surr)	88.5		% Recovery	EPA 8260B	3/22/03

Approved By:  Joel Kiff



2795 2nd Street, Suite 300
 Davis, CA 95616
 Lab: 530.297.4800
 Fax: 530.297.4808

Lab No. 32313 Page 1 of 1

Project Contact (Hardcopy or PDF To): Richard Munsch California EDF Report? Yes No

Chain-of-Custody Record and Analysis Request

Company/Address: BDM Environmental Recommended but not mandatory to complete this section:
 Sampling Company Log Code:

Phone No.: (916) 771-7098 FAX No.: (916) 771-4584 Global ID:

Project Number: 67107 P.O. No.: 67107 EDF Deliverable To (Email Address):

Project Name: Tesoro Station 67107 Sampler Signature: [Signature]

Project Address: San Lorenzo, CA

Sampling Container Preservative Matrix

Sample Designation Date Time 40 ml VOA SLEEVE Teflon HCl HNO₃ ICE NONE WATER SOIL Air

Analysis Request											TAT			
BTEX (8021B)	BTEX/TPH Gas/MTBE (8021B/M8015)	TPH as Diesel (M8015)	TPH as Motor Oil (M8015)	TPH Gas/BTEX/MTBE (8260B)	5 Oxygenates/TPH Gas/BTEX (8260B)	7 Oxygenates/TPH Gas/BTEX (8260B)	5 Oxygenates (8260B)	7 Oxygenates (8260B)	Lead Scav. (1,2 DCA & 1,2 EDB - 8260B)	EPA 8260B (Full List)	Volatile Halocarbons (EPA 8260B)	Lead (7421/239.2) TOTAL (X) W.E.T. (X)	12 hr/24 hr/48 hr/72 hr/1 wk	For Lab Use Only
				X									01	
				X									02	
				X									03	
				X									04	

Relinquished by: <u>[Signature]</u>	Date	Time	Received by:
Relinquished by: _____	Date	Time	Received by:
Relinquished by: _____	Date	Time	Received by Laboratory:

Remarks: STAT

Bill to: Tesoro Petroleum Rob Donovan

AB2886 Electronic Delivery

[Main Menu](#) | [View/Add Facilities](#) | [Upload EDD](#) | [Check EDD](#)

UPLOADING A GEO_WELL FILE

Processing is complete. No errors were found!
Your file has been successfully submitted!

<u>Submittal Title:</u>	67107-Q103
<u>Submittal Date/Time:</u>	4/28/2003 2:29:57 PM
<u>Confirmation Number:</u>	1350509464

[Back to Main Menu](#)

Logged in as TESORO (AUTH_RP)

[CONTACT SITE ADMINISTRATOR.](#)