

RECEIVED

1:12 pm, Aug 20, 2007

Alameda County
Environmental Health

SECOND QUARTER 2007
GROUNDWATER MONITORING/REMEDIATION
STATUS REPORT

Tesoro Station No. 67107
Former Beacon Station No. 3721
44 Lewelling Boulevard
San Lorenzo, California
RDM Project No. 00-67107

Prepared For:

TESORO COMPANIES, INC.
3450 South 344th Way, Suite 100
Auburn, Washington 98001

Prepared By:

RDM ENVIRONMENTAL, INC.
6280 Brookshire Drive
Rocklin, California 95677
(916) 415-1134

August 15, 2007

EXECUTIVE SUMMARY

This Quarterly Monitoring Report and Remediation Status Report has been prepared by RDM Environmental, Inc. (RDM) and Haley & Aldrich, Inc. (Haley & Aldrich), on behalf of Tesoro Companies, Inc. (Tesoro), for the former Tesoro Station No. 67107 located at 44 Lewelling Boulevard, San Lorenzo, California. This report is submitted in fulfillment of the requirements for the California Regional Water Quality Control Board, San Francisco Bay Region (CRWQCBSFB), the Alameda County Health Care Agency – Department of Health and the City of San Lorenzo – Environmental Services Division. This report updates the Groundwater Monitoring and Remediation Systems Status Report dated 15 May 2007. Standard background information previously submitted to the agency in hard copy is not included in this report. This information can be electronically accessed on the Tesoro Companies Sharepoint website ([https://portal.haleyaldrich.com/sites/ext/San Lorenzo](https://portal.haleyaldrich.com/sites/ext/SanLorenzo)).

The general groundwater flow observed is toward the southwest, which is consistent with historical observations. Total petroleum hydrocarbons as gasoline (TPH-G) were detected in wells MW-3, RW-2, MW-10 and MW-11 at concentrations greater than 500 micrograms per liter (ug/L). Total xylenes and MTBE in MW-11 persisted at higher concentrations than expected. Monitoring well RW-2 exhibited increases in concentrations of benzene, toluene, ethylbenzene, total xylenes and MTBE that were at or above historical values.

Benzene and toluene have slightly increased while ethylbenzene, xylenes and total petroleum hydrocarbon (TPH) concentrations **decreased** slightly in MW-3 from the 1st Quarter 2007 sampling event. These values remained within seasonal fluctuations observed at the site. The remaining monitoring locations exhibited **similar** values for the target parameters indicating that intrinsic attenuation processes in concert with the operating pump and treatment system continue to control contaminant migration down gradient from the site.

As part of the Second Quarter sampling event, sample collection included the determination of oxidation/reduction potential (ORP) and dissolved oxygen (DO) in the on-site and down gradient monitoring wells. The monitoring locations with the highest levels of contaminants, MW-1, MW-3, MW-10, MW-11 and RW-2 exhibit anoxic conditions (ORP < -50, DO <3 mg/L) indicating that intrinsic biodegradation processes are limited by the available oxygen. Enhancement of the aquifer conditions through the introduction of bio-available oxygen will likely enhance intrinsic attenuation processes and progress the site for closure with compliance to the remedial goals.

RW-2 and MW-3R pumping continued and the groundwater capture zone for the re-configured recovery system appears to be stable. The inferred groundwater levels from the groundwater monitoring well network indicate that the capture zone extends further down gradient from the site. Irrigation wells located beyond the inferred capture zone were sampled and found to be below detection limits for the site compounds of concern.

An additional monitoring well location, designated MW-12, was installed on 25 June 2007 in accordance with the ACDEQ approved work plan. MW-12 is located between MW-9 and MW-11, to the southwest of the site. This monitoring well location will be sampled during the 3rd Quarter sampling event scheduled for July 2007.

TABLE OF CONTENTS

EXECUTIVE SUMMARY i

1.0 INTRODUCTION 1

2.0 SITE BACKGROUND 1

3.0 ENVIRONMENTAL SETTING 1

4.0 SITE ASSESSMENT ACTIVITIES 1

5.0 QUARTERLY GROUNDWATER MONITORING AND SAMPLING..... 2

5.1 GROUNDWATER MONITORING AND SAMPLING ACTIVITIES..... 2

5.2 LABORATORY ANALYSIS..... 2

5.3 FINDINGS..... 2

5.4 INSTALLATION OF ADDITIONAL MONITORING WELL 3

6.0 SITE CONCEPTUAL MODEL 3

6.1 HYDROGEOLOGIC SETTINGS..... 3

6.2 GROUND WATER QUALITY..... 3

7.0 GROUNDWATER EXTRACTION AND TREATMENT SYSTEM PERFORMANCE 4

7.1 OPERATIONS UPDATE..... 4

7.2 CONCLUSIONS AND RECOMMENDATIONS..... 4

8.0 PROPOSED FUTURE WORK ACTIVITIES..... 5

9.0 PROPOSED WORK SCHEDULE 5

10.0 STATEMENT OF LIMITATIONS AND PROFESSIONAL CERTIFICATION 5

11.0 REFERENCES..... 6

TABLE OF CONTENTS
(continued)

Tables

- 1 Groundwater Monitoring Data 30 April 2007
- 2 Monitored Natural Attenuation (MNA) Parameter Analytical Results

Figures

- 1 Site Location Map
- 2 Site Map
- 3 Groundwater Elevation Contour Map – 30 April 2007
- 4 Dissolved Phase Benzene Iso-Concentration Map – 30 April 2007
- 5 Dissolved Phase TPH-G Iso-Concentration Map – 30 April 2007
- 6 Dissolved Phase MTBE Iso-Concentration Map – 30 April 2007
- 7 Dissolved Phase Total Xylenes Iso-Concentration Map – 30 April 2007

Appendices

- A Groundwater Sampling Data Sheets – Quarterly Groundwater Sampling
- B Official Laboratory Reports and Chain of Custody Records – Quarterly Groundwater Samples
- C Official Laboratory Report and Chain of Custody Records – Remedial System Analytical Data

1.0 INTRODUCTION

This report has been prepared by RDM Environmental, Inc. (RDM) and Haley & Aldrich, Inc. (Haley & Aldrich), on behalf of Tesoro Companies, Inc. (Tesoro) for the former Tesoro Station No. 67107 located at 44 Lewelling Boulevard, San Lorenzo, California. The most recently prepared project reports and standard project reference materials contained in quarterly reports submitted to the CRWQCBSFB (e.g., site background, local groundwater use, site geology and hydrogeology, general field procedures, previous work, remedial system descriptions) are available electronically on the Tesoro Companies Sharepoint website ([https://portal.haleyaldrich.com/sites/ext/Tesoro/San Lorenzo](https://portal.haleyaldrich.com/sites/ext/Tesoro/San%20Lorenzo)), a project data portal and collaborative resource that is currently available to all members of the project team and interested stakeholders.

Total petroleum hydrocarbons as gasoline (TPH-G), benzene and total xylenes remain the main constituents of concern (COC) for groundwater at this site. Total benzene ethylbenzene and xylenes concentrations in on-site monitoring wells MW-3 and RW-2 exceed the environmental screening criteria found in *Volume 2: Background Documentation for the Development of Tier I Environmental Screening Levels (ESLs)*, CRWQCBSFB, Interim Final – 2005. TPH-G and MTBE concentrations in wells MW-3, MW-10, MW-11 and RW-2 and MTBE in well RW-1 also exceed ESLs. These trends indicate that additional remedial measures and site monitoring are warranted.

These data also indicate that the remedial approach has substantially reduced contaminant concentrations since the initiation of the groundwater monitoring and remediation program at the site.

2.0 SITE BACKGROUND

Site description and groundwater use details are available in hard copy in any of the previous report submittals or electronically on the Tesoro Petroleum Sharepoint website ([https://portal.Haleyaldrich.com/sites/ext/Tesoro/San Lorenzo](https://portal.Haleyaldrich.com/sites/ext/Tesoro/San%20Lorenzo)).

3.0 ENVIRONMENTAL SETTING

A site topographic map and site map are shown in Figures 1 and 2, respectively. Descriptions of the site geologic and hydrogeologic conditions are available electronically on the Tesoro Companies Sharepoint website ([https://portal.haleyaldrich.com/sites /ext/Tesoro/San Lorenzo](https://portal.haleyaldrich.com/sites/ext/Tesoro/San%20Lorenzo)).

4.0 SITE ASSESSMENT ACTIVITIES

As requested by the Alameda County Environmental Health Department, an updated well use survey and utility conduit assessment were performed by RDM Environmental during the 2nd Quarter 2006 reporting period. A summary of previously performed site assessment activities is provided in reports available electronically on the Tesoro Companies Sharepoint website ([https://portal.haleyaldrich.com/sites/ext/Tesoro/San Lorenzo](https://portal.haleyaldrich.com/sites/ext/Tesoro/San%20Lorenzo)).

No additional site assessment activities were performed during this monitoring period.

5.0 QUARTERLY GROUNDWATER MONITORING AND SAMPLING

5.1 GROUNDWATER MONITORING AND SAMPLING ACTIVITIES

On 30 April 2007, static groundwater levels in monitoring wells MW-1 through MW-11, RW-1 and RW-2 were measured. These data, used to prepare Figure 3 - Groundwater Elevation Contour Map, were obtained with a handheld groundwater level sensor with the groundwater extraction system operating as designed. The contour map indicates that groundwater migration in the unconsolidated overburden water bearing unit is controlled by the extraction system.

Following the determination of the groundwater levels, representative samples of groundwater were collected from wells with historical detectable levels of site contaminants for evaluation of the groundwater quality. During sampling, dissolved oxygen (DO), oxidation-reduction potential (ORP) specific conductance (SC), pH and temperature measurements were performed to determine intrinsic aquifer conditions at the time of sample collection. Well sampling and field measurement data are provided in Appendix A. The concentration of intrinsic aquifer conditions are presented in Table 2.

Representative groundwater samples were also collected from the irrigation wells located at 15800 and 15808 Via Cordoba Avenue and 246 Peach Avenue, southwest of the site, on May 2007.

5.2 LABORATORY ANALYSIS

Groundwater samples collected during the 30 April 2007 sampling event were submitted under a completed chain of custody and analyzed by Kiff Analytical, LLC, a State-certified laboratory (#2236), for TPH-G using the Department of Health Services Leaking Underground Fuel Tank (DHS LUFT) Method, and volatile organic compounds (VOCs), including benzene, toluene, ethylbenzene, total xylenes (BTEX), MTBE, and other fuel oxygenates using Environmental Protection Agency (EPA) Method 8260B.

Historical and quarterly ground water laboratory analytical results are presented in Table 1. Dissolved-phase benzene, TPH-g, MTBE, and total xylenes iso-concentration maps are shown on Figures 4, 5, 6, and 7, respectively. The final laboratory reports with chain of custody records for the 2nd Quarter 2007 quarterly groundwater sampling event are included in Appendix B.

5.3 FINDINGS

Ground water levels were measured with the groundwater recovery system operating to determine the extent of the capture zone of pumping wells MW-3R and RW-2. Pumping of MW-3R and RW-2 effected groundwater elevations observed at MW-1, and MW-10, indicating that the re-configured pumping wells are having an effect on groundwater migration down gradient from the site.

Results of laboratory analysis of groundwater samples collected from wells MW-1, MW-2, MW-3, MW-4, MW-7, MW-8, MW-9, MW-10, MW-11, RW-1 and RW-2 and the three irrigations wells are summarized in Table 1 and indicate the following:

- Benzene was detected in the groundwater samples collected from well MW-3 at a concentration of 240 ug/L and in RW-2 at a concentration of 190 ug/L. Benzene in MW-3 is consistent with groundwater sample results from previous quarters. In well RW-2, benzene is above historical concentrations. Figure 4 presents the benzene iso-concentration map for the 2nd Quarter 2007 sampling event.

- Ethylbenzene was detected in the groundwater samples collected from wells MW-3, MW-10 and RW-2. The data are consistent with historical groundwater sample results, with the exception of RW-2.
- Methyl tertiary butyl ether (MTBE) was detected in groundwater samples collected from wells MW-1, MW-2, MW-3, MW-10, MW-11, RW-1 and RW-2. Concentrations of MTBE detected were consistent with levels observed during prior monitoring events, with the exception of MW-11 and RW-2 where the levels were slightly higher than historical data. Figure 6 presents the MTBE iso-concentration map for the 2nd Quarter 2007 sampling event.
- TPH-G was detected in groundwater samples collected from wells MW-3, MW-10, MW-11, and RW-2 at concentrations of 3,700, 4,300, 740 and 3,300 ug/L, respectively. Concentrations are consistent with historical groundwater sample results, with the exception of MW-11 and RW-2 where the levels were slightly higher than historical data. Figure 5 presents the TPH-G iso-concentration map for the 2nd Quarter 2007 sampling event.
- Total xylenes were detected in groundwater samples collected from wells MW-3, MW-10, MW-11 and RW-2 at concentrations consistent with historical groundwater sample results, with the exception of RW-2. Figure 7 presents the total xylenes iso-concentration map for the 2nd Quarter 2007 sampling event.
- These data support the need to continue groundwater recovery from RW-2 and MW-3A to address TPH-G identified in MW-10.

Results from sample RW-2 are generally at or above historical concentrations for benzene, ethylbenzene, total xylenes, TPHg, and MTBE. MW-11 is at or above historical concentrations for MTBE.

5.4 INSTALLATION OF ADDITIONAL MONITORING WELL

Monitoring well MW-12 was installed on 26 June 2007 in accordance with the approved 19 November 2006 RDM Work Plan to close the data gaps between monitoring wells MW-9 and MW-11. This well is located to the southwest of the site. RDM used a truck-mounted Geoprobe® rig with hollow stem auger capabilities to install three (3) test borings to approximately 40 feet bgs. Each test boring was continuously logged by a geologist to determine soil stratigraphy. One (1) monitoring well was installed for future groundwater quality monitoring. Results of the soil boring and well installation program will be submitted as part of 3rd Quarter 2007 Monitoring Report.

6.0 SITE CONCEPTUAL MODEL

6.1 HYDROGEOLOGIC SETTING

The groundwater flow regime is dominated by permeable deposits at a depth of about 15 feet below ground surface that appear to be aligned roughly parallel to San Lorenzo Creek. Observed TPH-G and MTBE concentrations detected in onsite wells MW-1, MW-2, MW-3, RW-1, RW-2, and off-site wells MW-10 and MW-11 support the presence of a preferential flow path for impacted groundwater towards the southwest of the site. The observed impact to groundwater elevation in MW-10 following the initiation of groundwater recovery from RW-2 suggests a connection between these locations.

6.2 GROUNDWATER QUALITY

Current monitoring results from the 2nd Quarter sampling event indicate that the dissolved phase plume of gasoline constituents appears to be stable and at equilibrium with the hydrogeologic setting, however, in order to achieve site closure a more active remediation technology may need to be deployed. Since the identified contaminants of concern at the site are known to degrade intrinsically under aerobic conditions, the slow decline of the observed dissolved phase concentrations of the COC is most likely due to oxygen-limited conditions in the subsurface.

The intrinsic aquifer conditions determined during this quarterly sampling event appear to support this conclusion as the monitoring locations with the highest levels of site contaminants exhibit the most anoxic conditions.

Ozone (O₃) and/or pure oxygen (O₂) injection or similar technology may be an effective enhancement to the current groundwater recovery system by providing a source of oxygen for indigenous bacteria to continue to actively degrade the contaminants present.

7.0 GROUNDWATER EXTRACTION AND TREATMENT SYSTEM PERFORMANCE

7.1 OPERATIONS UPDATE

During the 4th Quarter 2006, MW-3 and RW-2 were converted to extraction wells and the groundwater recovery system was modified to utilize a combined granulated activated carbon (GAC) system for primary and polishing treatment prior to discharge to the sewer system. The groundwater treatment system includes two (2) pumping wells (RW-2 and MW-3R) with groundwater treatment achieved using two (2) 1000 pound (lb) GAC canisters.

During the 2nd Quarter 2007 approximately 1.2 lbs of contaminants were extracted. Contaminants were detected in the mid-carbon samples during the 25 June 2007 sampling event. There were no detections in the effluent samples. Treated groundwater was discharged to the municipal sewer under the sewer use permit dated December 2005.

Total volume of groundwater extracted and treated during the quarter was approximately 188,073 gallons at an average recovery rate of 1.65 gallons per minute. Influent, mid, and effluent groundwater treatment system samples were collected for analysis of BTEX, fuel oxygenates and TPH-G on 23 April, 29 May and 25 June 2007. Maximum influent concentration of contaminants detected was 1300 ug/L for TPHg. Contaminants were not detected in the effluent samples collected and analyzed during the 2nd Quarter.

7.2 CONCLUSIONS AND RECOMMENDATIONS

The concentration of benzene, toluene, ethylbenzene, total xylenes (BTEX), TPHg, and MTBE observed in the pumping wells indicate the re-configuration of the groundwater extraction system has been effective in increasing the rate of site remediation. However, the unexpected persistent detection of MTBE in well MW-11 indicates that the new pumping configuration is having little effect at that distance down gradient of the site.

- Operation of the re-configured groundwater recovery and treatment system should be continued with system performance monitoring to determine GAC treatment efficiency.
- Based on the current GAC performance and the observed groundwater recovery of less than 2 gallons per minute, the re-start of RW-1 pumping system could be accommodated by the

treatment system and may provide additional control of groundwater migration in the vicinity of MW-11.

8.0 PROPOSED FUTURE WORK ACTIVITIES

Collect a representative groundwater sample from MW-12 for the analysis of the site chemicals of concern to confirm the extent of down gradient groundwater impacts.

Assess, and potentially implement, the addition of well RW-1 to the groundwater recovery and treatment system in an effort to increase effectiveness to the southwest of the site. The system is currently running below pumping capacity and no breakthrough has been observed: the system is therefore expected to operate successfully with an additional well. Pumping from RW-1 may increase recovery from the areas around monitoring wells MW-10 and MW-11.

After initiation of pumping from RW-1, record groundwater elevations at down gradient locations, MW-4, MW-9, MW-10, MW-11 and MW-12 to determine the effectiveness of the groundwater extraction system to control contaminant migration.

9.0 PROPOSED WORK SCHEDULE

RDM, Haley & Aldrich, and Tesoro propose the following work activities for the 3rd Quarter of 2007:


- Continued operation of MW-3R and RW-2 as active pumping wells and monitor for influent and effluent concentrations of contaminants.
- Continue with quarterly monitoring activities.
- Collect TPH-G, VOC and dissolved oxygen, oxidation/reduction potential, pH, and specific conductivity parameters to monitor the subsurface conditions.
- Re-contour the groundwater elevation map with data from MW-12 to determine the down gradient capture of the groundwater recovery and treatment system.
- Assess, and potentially implement, adding well RW-1 to the groundwater recovery and treatment system to increase down gradient migration control.
- Evaluate the potential costs for the addition of oxygen injection to the area southwest of the recovery system to enhance the intrinsic biodegradation processes active at the site.

10.0 STATEMENT OF LIMITATIONS AND PROFESSIONAL CERTIFICATION

The conclusions presented herein are based solely upon the agreed upon scope of work outlined in this report. RDM makes no warranties or guarantees as to the accuracy or completeness of information provided or compiled by others. It is possible that information exists beyond the scope of this investigation. Additional information, which was not found or available to RDM at the time of writing this report, may result in modification of the conclusions presented. This report is not a legal opinion. The services performed by RDM have been conducted in a manner consistent with the level of care ordinarily exercised by members of our profession currently practicing under similar conditions. No other warranty, expressed or implied, is made.

This report was supervised or prepared by the licensed professional whose signature and license number appear below.

RDM ENVIRONMENTAL, INC.



Richard D. Munsch
Project Manager



Michael G. Lee, P.E. (CA)
CA Reg. Civil Engineer No. C055795



Attachments

11.0 REFERENCES

Screening for Environmental Concerns at Sites with Contaminated Soil and Groundwater; Volume 1: Summary Tier 1 Lookup Tables. California Regional Water Quality Control Board, San Francisco Bay Region, Interim Final – 2005.

Screening for Environmental Concerns at Sites with Contaminated Soil and Groundwater; Volume 2: Background Documentation for the Development of Tier I Environmental Screening Levels. California Regional Water Quality Control Board, San Francisco Bay Region, Interim Final – 2005.

TABLE 1

GROUND WATER MONITORING DATA

Tesoro Station No. 67107
 Former Beacon Station No. 3721
 44 Lewelling Boulevard
 San Lorenzo, California

Monitoring Well	Date	Top of Riser Elevation (ft)	Depth to Water (ft)	Ground Water Elevation (ft)	Benzene (µg/L)	Toluene (µg/L)	Ethyl-benzene (µg/L)	Total Xylenes (µg/L)	TPH as gasoline (µg/L)	MTBE (µg/L)	Oxygenates (µg/L)	Comments
MW-1	02/18/92	43.67	16.42	27.25	NS	NS	NS	NS	NS	NS	NA	
	05/14/92		17.28	26.39	NS	NS	NS	NS	NS	NS	NA	
	05/15/92		NM	NC	2,000	47	1,200	400	41,000	NA	NA	
	08/27/92		19.48	24.19	NS	NS	NS	NS	NS	NS	NA	
	08/28/92		NM	NC	3,800	54	850	970	110,000	NA	NA	
	11/19/92		20.57	23.10	200	<5.0	90	140	3,600	NA	NA	
	02/03/93		15.91	27.76	180	22	79	130	3,000	NA	NA	
	06/23/93		16.21	27.46	2,400	74	650	510	12,000	NA	NA	No free product or sheen
	09/22/93		17.85	25.82	3,000	290	1,100	1,200	23,000	NA	NA	No free product or sheen
	01/24/94		17.91	25.76	2,400	280	1,100	1,700	18,000	NA	NA	
	04/07/94		16.94	26.73	4,200	820	1,600	2,100	20,000	NA	NA	No free product or sheen
	06/07/94		17.20	26.47	1,800	510	1,100	1,600	26,000	NA	NA	No free product or sheen
	09/28/94		18.73	24.94	1,700	210	970	870	18,000	NA	NA	No free product or sheen
	12/14/94		17.56	26.11	4,400	2,400	2,300	4,300	31,000	NA	NA	Product sheen
	03/15/95		14.92	28.75	830	310	840	1,200	17,000	NA	NA	Product sheen
	06/13/95		15.38	28.29	1,300	99	1,500	1,100	22,000	NA	NA	No free product or sheen
	09/28/95		16.75	26.92	580	<25	780	410	8,800	NA	NA	No free product or sheen
	12/28/95		17.28	26.39	4.9	<1.3	<1.3	290	4,800	74	NA	No free product or sheen
	01/30/96		NM	NC	17	7.1	20	45	1,500	63	NA	Not measured
	03/12/96		14.13	29.54	<0.5	<0.5	<0.5	<0.5	110	44	NA	No free product or sheen
	06/11/96		14.90	28.77	48	0.9	37	26	600	75	NA	No free product or sheen
	10/02/96		16.31	27.36	16	<0.5	6	0.92	210	11	NA	No free product or sheen
	01/28//97		12.99	30.68	<0.5	<0.5	<0.5	<0.5	150	160	NA	No free product or sheen
	05/20/97		15.28	28.39	<2.5	<2.5	<2.5	<2.5	680	640	NA	No free product or sheen
	08/18/97		16.74	26.93	<2.5	<2.5	<2.5	<2.5	<250	540	NA	No free product or sheen
	09/29/97		NM	NC	NS	NS	NS	NS	NS	NS	NA	Not measured
	11/05/97		17.45	26.22	2.8	<2.5	<2.5	<2.5	<250	400/390 ^b	NA	No free product or sheen
	03/31/98		12.47	31.20	260	13	110	150	3,300	7,900	NA	No free product or sheen
	05/26/98		13.69	29.98	NS	NS	NS	NS	NS	NS	NA	No free product or sheen

TABLE 1
GROUND WATER MONITORING DATA

Tesoro Station No. 67107
Former Beacon Station No. 3721
44 Lewelling Boulevard
San Lorenzo, California

Monitoring Well	Date	Top of Riser Elevation (ft)	Depth to Water (ft)	Ground Water Elevation (ft)	Benzene (µg/L)	Toluene (µg/L)	Ethyl-benzene (µg/L)	Total Xylenes (µg/L)	TPH as gasoline (µg/L)	MTBE (µg/L)	Oxygenates (µg/L)	Comments
MW-1	05/28/98	43.67	NM	NC	120	<10	39	55	7,800	9,300	NA	No free product or sheen
(Cont.)	08/19/98		14.58	29.09	12	<2.5	6.0 ^c	3.8 ^c	<250 ^c	2,200	NA	No free product or sheen
	11/17/98		15.39	28.28	8.3	<2.5	9.2	7.6	860	4,200	NA	No free product or sheen
	02/18/99		13.52	30.15	2.7	<2.5	<2.5	3.9	310	4,200	NA	No free product or sheen
	06/24/99		15.02	28.65	10	<2.5	12	6.5	860	3,400	NA	No free product or sheen
	08/30/99		15.87	27.80	2.0	<0.5	3.9	2.0	140	2,800	NA	No free product or sheen
	11/09/99		16.65	27.02	<0.5	<0.5	3.1	2.0	170	1,500	NA	No free product or sheen
	03/22/00		13.96	29.71	2.8	<2.0	3.6	<2.0	<200	1,200	NA	No free product or sheen
	06/12/00		15.23	28.44	1.3	<1.0	<1.0	<1.0	190	640	NA	No free product or sheen
	11/15/00		17.05	26.62	<1.0	<0.1	<1.0	<1.0	240	960	NA	No free product or sheen
	02/26/01		15.46	28.21	1.2	<1.0	<1.0	<1.0	<100	2,800	NA	No free product or sheen
	05/21/01		16.22	27.45	<2.0	<2.0	<2.0	<2.0	<200	540	NA	No free product or sheen
	09/05/01		11.25	32.42	7.0	<2.0	<2.0	<2.0	<200	550	NA	No free product or sheen
	11/07/01		18.01	25.66	<2.0	<2.0	<2.0	<2.0	290	750	NA	No free product or sheen
	02/11/02	45.98	15.77	30.21	<1.0	<1.0	<1.0	<1.0	270	450	NA	No free product or sheen
	06/03/02		16.35	29.63	<2.0	<2.0	<2.0	<2.0	310	610	26 ^c	No free product or sheen
	08/06/02		17.00	28.98	<0.5	<0.5	<0.5	<0.5	170	540	20 ^c	No free product or sheen
	11/14/02		16.93	29.05	<2.0	<2.0	<2.0	<2.0	490	900	ND	No free product or sheen
	02/20/03		15.74	30.24	<1.0	<1.0	<1.0	<1.0	210	320	ND	No free product or sheen
	05/15/03		15.60	30.38	<1.5	<1.5	<1.5	<1.5	400	670	ND	No free product or sheen
	07/31/03		16.60	29.38	<1.5	<1.5	<1.5	<1.5	380	620	ND	No free product or sheen
	10/28/03		17.35	28.63	<1.0	<1.0	<1.0	<1.0	230	470	ND	No free product or sheen
	02/28/04		14.65	31.33	<0.5	<0.5	<0.5	<0.5	300	400	ND	No free product or sheen
	04/16/04		15.44	30.54	<1.5	<1.5	<1.5	<1.5	<200	510	ND	No free product or sheen
	07/16/04		15.99	29.99	<1.5	<1.5	<1.5	<1.5	280	660	ND	No free product or sheen
	11/13/04		15.98	30.00	<1.0	<1.0	<1.0	<1.0	<100	530	19 ^c	No free product or sheen
	02/04/05		15.27	30.71	<1.0	<1.0	<1.0	<1.0	140	610	18 ^c	No free product or sheen
	04/13/05		14.31	31.67	<0.5	<0.5	<0.5	<0.5	<50	19	12 ^c	No free product or sheen
	08/10/05		15.77	30.21	<0.5	<0.5	<0.5	<0.5	100	170	17 ^c	No free product or sheen
	11/05/05		16.25	29.73	<0.5	<0.5	<0.5	<0.5	220	95	24 ^c	No free product or sheen
	01/30/06		14.67	31.31	<0.5	<0.5	<0.5	<0.5	92	120	20 ^c	No free product or sheen
	04/28/06		13.70	32.28	<0.5	<0.5	<0.5	<0.5	57	18	13 ^c	No free product or sheen
	08/15/06		15.52	30.46	<0.5	<0.5	<0.5	<0.5	60	15	10 ^c	No free product or sheen
	10/26/06		16.59	29.39	<0.5	<0.5	<0.5	<0.5	110	34	6.2 ^c	No free product or sheen
	02/02/07		16.57	29.41	<0.5	<0.5	<0.5	<0.5	<50	17	6.7 ^c	No free product or sheen
	04/30/07		16.17	29.81	<0.5	<0.5	<0.5	<0.5	<50	1.5	ND	No free product or sheen

TABLE 1
GROUND WATER MONITORING DATA

Tesoro Station No. 67107
Former Beacon Station No. 3721
44 Lewelling Boulevard
San Lorenzo, California

Monitoring Well	Date	Top of Riser Elevation (ft)	Depth to Water (ft)	Ground Water Elevation (ft)	Benzene (µg/L)	Toluene (µg/L)	Ethyl-benzene (µg/L)	Total Xylenes (µg/L)	TPH as gasoline (µg/L)	MTBE (µg/L)	Oxygenates (µg/L)	Comments
MW-2	02/18/92	43.09	60.00	26.44	<0.5	<0.5	1.9	<0.5	1,600	NA	NA	
	05/14/92		16.64	26.45	1.2	1	1.3	<0.5	740	NA	NA	
	08/27/92		16.61	26.28	6.5	1.1	0.6	<0.5	1,400	NA	NA	
	11/19/92		19.91	23.18	<0.5	<0.5	2.7	<0.5	360	NA	NA	
	02/03/93		15.23	27.86	1.2	1.6	4.5	6.4	590	NA	NA	
	06/23/93		15.55	27.54	<0.5	<0.5	0.52	0.5	160	NA	NA	No free product or sheen
	09/22/93		17.22	25.87	<0.5	0.59	1.2	0.59	290	NA	NA	No free product or sheen
	01/24/94		17.20	25.89	<0.5	<0.5	0.68	<0.5	330	NA	NA	
	04/07/94		16.26	26.83	<0.5	<0.5	<0.5	4.4	490	NA	NA	No free product or sheen
	06/07/94		16.46	26.63	<0.5	<0.5	1.5	<0.5	550	NA	NA	No free product or sheen
	09/28/94		18.06	25.03	<0.5	<0.5	<0.5	<0.5	190	NA	NA	No free product or sheen
	12/14/94		16.86	26.23	7.2	0.84	<0.5	<0.5	1,400	NA	NA	No free product or sheen
	03/15/95		14.08	29.01	39	<0.5	0.53	<0.5	730	NA	NA	No free product or sheen
	06/13/95		14.67	28.42	8.3	<0.5	<0.5	<0.5	750 ^a	NA	NA	No free product or sheen
	09/28/95		16.07	27.02	<0.5	<0.5	<0.5	<0.5	670 ^a	NA	NA	No free product or sheen
	12/28/95		16.46	26.63	9.5	<5.0	<5.0	5.2	3,100	4,600	NA	No free product or sheen
	03/12/96		13.11	29.98	<1.3	<1.3	<1.3	<1.3	710	3,200	NA	No free product or sheen
	06/11/96		14.14	28.95	1.6	<1.3	<1.3	<1.3	1,900 ^a	5,100	NA	No free product or sheen
	10/02/96		15.71	27.38	<2.5	<2.5	<2.5	<2.5	2,800	7,900	NA	No free product or sheen
	01/28/97		12.05	31.04	<0.5	<0.5	<0.5	<0.5	130	210	NA	No free product or sheen
	05/20/97		14.65	28.44	120	16	<2.5	4.0	1,400	390	NA	No free product or sheen
	08/18/97		16.00	27.09	<2.5	<2.5	<2.5	<2.5	<250	2,000	NA	No free product or sheen
	09/29/97		NM	NC	NS	NS	NS	NS	NS	NS	NS	Not measured
	11/05/97		16.75	26.34	<2.5	<2.5	<2.5	<2.5	<250	2,900/2,900 ^b	NA	No free product or sheen
	03/31/98		11.54	31.55	<0.5	<0.5	<0.5	<0.5	<10,000	85,000	NA	No free product or sheen
	05/26/98		12.78	30.31	NS	NS	NS	NS	NS	NS	NS	No free product or sheen
	05/28/98		NM	NC	<500	<500	<500	<500	<50,000	97,000	NA	No free product or sheen
	08/19/98		14.40	28.69	<0.5	<0.5	<0.5	<0.5	210	22,000	NA	No free product or sheen
	11/17/98		15.18	27.91	<0.5	<0.5	<0.5	<0.5	<50	17,000	NA	No free product or sheen

TABLE 1
GROUND WATER MONITORING DATA

Tesoro Station No. 67107
Former Beacon Station No. 3721
44 Lewelling Boulevard
San Lorenzo, California

Monitoring Well	Date	Top of Riser Elevation (ft)	Depth to Water (ft)	Ground Water Elevation (ft)	Benzene (µg/L)	Toluene (µg/L)	Ethyl-benzene (µg/L)	Total Xylenes (µg/L)	TPH as gasoline (µg/L)	MTBE (µg/L)	Oxygenates (µg/L)	Comments
MW-2	02/18/99	43.09	14.07	29.02	<0.5	<0.5	<0.5	<0.5	<50	13,000	NA	No free product or sheen
(Cont.)	06/24/99		14.70	28.39	<15	<0.5	<0.5	<0.5	180	39,000	NA	No free product or sheen
	08/30/99		15.46	27.63	<25	<25	<25	<25	<2,500	18,000	NA	No free product or sheen
	11/09/99		16.03	27.06	<5.0	<5.0	<5.0	<5.0	<500	14,000	NA	No free product or sheen
	03/22/00		13.05	30.04	<5.0	<5.0	<5.0	<5.0	<500	54,000	NA	No free product or sheen
	06/12/00		14.50	28.59	<20	<20	<20	<20	<2,000	53,000	NA	No free product or sheen
	11/15/00		16.28	26.81	<50	<50	<50	<50	<5,000	35,000	NA	No free product or sheen
	02/26/01		14.98	28.11	<20	<20	<20	<20	<2,000	2,800	NA	No free product or sheen
	05/21/01		15.45	27.64	<25	<25	<25	<25	<5,000	20,000	NA	No free product or sheen
	09/05/01		15.17	27.92	<20	<20	<20	<20	<2,000	12,000	NA	No free product or sheen
	11/07/01		17.05	26.04	<20	<20	<20	<20	<2,000	7,600	NA	No free product or sheen
	02/11/02	45.23	13.29	31.94	<5.0	<5.0	<5.0	<5.0	<500	1,500	NA	No free product or sheen
	06/03/02		14.84	30.39	<5.0	<5.0	<5.0	<5.0	<500	2,200	190 ^e	No free product or sheen
	08/06/02		14.85	30.38	<5.0	<5.0	<5.0	<5.0	<500	3,300	110 ^e	No free product or sheen
	11/14/02		15.35	29.88	<10	<10	<10	<10	<1,000	3,200	120 ^e	No free product or sheen
	02/20/03		14.08	31.15	<0.5	<0.5	<0.5	<0.5	<50	160	ND	No free product or sheen
	05/15/03		14.55	30.68	<0.5	<0.5	<0.5	<0.5	<50	270	ND	No free product or sheen
	07/31/03		15.30	29.93	<0.5	<0.5	<0.5	<0.5	<50	300	ND	No free product or sheen
	10/28/03		14.93	30.30	<0.5	<0.5	<0.5	<0.5	<50	1,600	20 ^e , 1.8 ^f	No free product or sheen
	02/28/04		13.56	31.67	<0.5	<0.5	<0.5	<0.5	<50	340	ND	No free product or sheen
	04/16/04		14.40	30.83	<0.5	<0.5	<0.5	<0.5	<50	130	35 ^e	No free product or sheen
	07/16/04		15.03	30.20	<0.5	<0.5	<0.5	<0.5	<50	68	ND	No free product or sheen
	11/13/04		15.00	30.23	<0.5	<0.5	<0.5	<0.5	<50	35	ND	No free product or sheen
	02/04/05		14.26	30.97	<0.5	<0.5	<0.5	<0.5	<50	22	ND	No free product or sheen
	04/13/05		13.19	32.04	<0.5	<0.5	<0.5	<0.5	<50	11	ND	No free product or sheen
	08/10/05		14.84	30.39	<0.5	<0.5	<0.5	<0.5	<50	12	ND	No free product or sheen
	11/05/05		15.39	29.84	<0.5	<0.5	<0.5	<0.5	<50	11	ND	No free product or sheen
	01/30/06		13.54	31.69	<0.5	<0.5	<0.5	<0.5	<50	5.2	ND	No free product or sheen
	04/28/06		12.55	32.68	<0.5	<0.5	<0.5	<0.5	<50	1.3	ND	No free product or sheen
	08/15/06		14.57	30.66	<0.5	<0.5	<0.5	<0.5	<50	2.7	ND	No free product or sheen
	10/26/06		15.54	29.69	<0.5	<0.5	<0.5	<0.5	<50	1.9	ND	No free product or sheen
	02/02/07		15.60	29.63	<0.5	<0.5	<0.5	<0.5	<50	1.1	ND	No free product or sheen
	04/30/07		15.19	30.04	<0.5	<0.5	<0.5	<0.5	<50	0.85	ND	No free product or sheen

TABLE 1

GROUND WATER MONITORING DATA

Tesoro Station No. 67107
 Former Beacon Station No. 3721
 44 Lewelling Boulevard
 San Lorenzo, California

Monitoring Well	Date	Top of Riser Elevation (ft)	Depth to Water (ft)	Ground Water Elevation (ft)	Benzene (µg/L)	Toluene (µg/L)	Ethyl-benzene (µg/L)	Total Xylenes (µg/L)	TPH as gasoline (µg/L)	MTBE (µg/L)	Oxygenates (µg/L)	Comments
MW-3	02/18/92	43.10	16.89	26.21	NS	NS	NS	NS	NS	NS	NS	
	05/14/92		16.60	26.50	NS	NS	NS	NS	NS	NS	NS	
	05/15/92		NM	NC	6,300	5,900	1,700	6,100	160,000	NA	NA	
	08/27/92		18.96	24.14	NS	NS	NS	NS	NS	NS	NS	
	08/28/92		NM	NC	2,500	40,000	6,700	44,000	1,300,000	NA	NA	
	11/18/92		20.38	23.01	NS	NS	NS	NS	NS	NS	NS	
	11/19/92		NM	NC	NS	NS	NS	NS	NS	NS	NS	
	02/03/93		15.43	27.67	7,200	11,000	2,900	13,000	82,000	NA	NA	
	06/23/93		15.67	27.43	3,200	5,300	2,500	9,100	61,000	NA	NA	Product sheen
	09/22/93		17.20	25.90	12,000	14,000	3,900	18,000	94,000	NA	NA	No free product or sheen
	01/24/94		17.35	25.75	14,000	17,000	4,200	14,000	110,000	NA	NA	
	04/07/94		14.48	28.62	6,500	1,800	1,700	4,100	28,000	NA	NA	No free product or sheen
	06/07/94		13.37	29.73	6,400	2,300	1,500	3,500	27,000	NA	NA	Product sheen
	09/28/94		18.05	25.05	7,400	4,300	1,500	4,600	40,000	NA	NA	No free product or sheen
	12/14/94		16.92	26.18	17,000	21,000	3,900	22,000	140,000	NA	NA	Product sheen
	03/15/95		14.22	28.88	4,900	1,900	1,800	7,100	58,000	NA	NA	Product sheen
	06/13/95		14.49	28.61	7,200	2,900	1,200	4,600	44,000	NA	NA	Product sheen
	09/28/95		15.17	27.93	5,600	2,100	1,900	6,900	30,000	NA	NA	No free product or sheen
	12/28/95		15.45	27.65	32	5.8	18	4,700	16,000	360	NA	No free product or sheen
	01/30/96		NM	NC	850	800	190	1,700	8,700	430	NA	Not measured
	03/12/96		11.35	31.75	48	64	5.3	630	2,400	97	NA	No free product or sheen
	06/11/96		Dry	Dry	NS	NS	NS	NS	NS	NS	NS	Dry
	10/02/96		Dry	Dry	NS	NS	NS	NS	NS	NS	NS	Dry
	01/28/97		Dry	Dry	NS	NS	NS	NS	NS	NS	NS	Dry
	05/20/97		Dry	Dry	NS	NS	NS	NS	NS	NS	NS	Plugged at 14 feet
	07/10/97		NM	NC	<0.50	<0.50	<0.50	4.8	300	40	NA	Not measured
	08/18/97		16.05	27.05	480	8.4	100	230	3,600	170	NA	No free product or sheen
	09/29/97		NM	NC	740	8.6	160	240	3500	210	NA	Not measured
	11/05/97		16.78	26.32	870	15	180	210	4,100	240/210 ^b	NA	No free product or sheen

TABLE 1
GROUND WATER MONITORING DATA

Tesoro Station No. 67107
Former Beacon Station No. 3721
44 Lewelling Boulevard
San Lorenzo, California

Monitoring Well	Date	Top of Riser Elevation (ft)	Depth to Water (ft)	Ground Water Elevation (ft)	Benzene (µg/L)	Toluene (µg/L)	Ethyl-benzene (µg/L)	Total Xylenes (µg/L)	TPH as gasoline (µg/L)	MTBE (µg/L)	Oxygenates (µg/L)	Comments
MW-3 (Cont.)	03/31/98	43.10	11.55	31.55	1,800	600	410	1,400	12,000	510	NA	No free product or sheen
	05/26/98		12.80	30.30	NS	NS	NS	NS	NS	NS	NA	No free product or sheen
05/28/98	NM		NC	1,500	400	280	870	6,500	480	NA	No free product or sheen	
08/19/98	14.27		28.83	130	11	24	60	1,400	140	NA	No free product or sheen	
11/17/98	15.11		27.99	48	3.5	9.9	14	510	120	NA	No free product or sheen	
02/18/99	13.30		29.80	67	28	24	81	690	88	NA	No free product or sheen	
06/24/99	14.44		28.66	27	21	8.6	32	540	61	NA	No free product or sheen	
08/30/99	15.05		28.05	12	12	3.2	13	250	50	NA	No free product or sheen	
11/09/99	15.72		27.38	9.8	5.3	3.4	10	230	48	NA	No free product or sheen	
03/22/00	13.21		29.89	180	47	46	100	1,500	80	NA	No free product or sheen	
06/12/00	14.31		28.79	100	6.2	20	25	920	76	NA	No free product or sheen	
11/15/00	16.13		26.97	280	5.0	21	20	1,100	140	NA	No free product or sheen	
02/26/01	14.48		28.62	14	4.3	3.1	11	140	230	NA	No free product or sheen	
05/21/01	15.30	27.80	36	0.72	1.0	2.2	510	280	NA	No free product or sheen		
09/05/01	16.10	27.00	59	0.53	0.75	0.57	390	620	NA	No free product or sheen		
11/07/01	17.40	25.70	170	2.3	4.9	4.8	830	900	NA	No free product or sheen		
02/11/02	45.21	13.56	31.65	17	<2.5	4.7	7.9	370	1,200	NA	No free product or sheen	
06/03/02		15.54	29.67	120	<2.5	5.6	8.4	460	1,400	140 ^e	No free product or sheen	
08/06/02		16.20	29.01	110	<5.0	<5.0	<5.0	800	2,200	170 ^e	No free product or sheen	
11/14/02		16.50	28.71	89	<10	<10	<10	1,400	2,800	210 ^e	No free product or sheen	
02/20/03		14.99	30.22	14	<5.0	<5.0	<5.0	<500	2,300	97 ^e	No free product or sheen	
05/15/03		14.96	30.25	43	<5.0	<5.0	<5.0	<500	2,000	87 ^e	No free product or sheen	
07/31/03		15.40	29.81	280	<5.0	6.6	7.4	1,500	1,600	130 ^e	No free product or sheen	
10/28/03		16.20	29.01	140	1.6	6.5	4.0	2,200	1,100	74 ^e , 0.75 ^f	No free product or sheen	
02/28/04		13.86	31.35	99	31	12	52	1,200	1,500	82 ^e	No free product or sheen	
04/16/04		14.89	30.32	95	19	12	48	1,200	1,100	340 ^e	No free product or sheen	
07/16/04		15.42	29.79	94	27	9.4	38	980	810	580 ^e	No free product or sheen	
11/13/04		14.97	30.24	580	52	440	1,600	9,000	450	440 ^e	No free product or sheen	
02/04/05		14.22	30.99	350	29	260	1,100	5,400	270	390 ^e	No free product or sheen	
04/13/05	13.44	31.77	1,300	84	1,200	3,200	20,000	290	150 ^e	No free product or sheen		
08/10/05	14.80	30.41	400	23	340	1,200	7,100	110	160 ^e	No free product or sheen		
11/05/05	15.22	29.99	230	10	250	600	4,100	81	200 ^e	No free product or sheen		
01/30/06	13.69	31.52	460	20	470	1,000	6,100	85	190 ^e	No free product or sheen		
04/28/06	12.68	32.53	510	15	490	940	8,200	81	90 ^e	No free product or sheen		
08/15/06	14.54	30.67	470	11	500	680	5,600	80	92 ^e	No free product or sheen		
10/26/06	23.85	21.36	82	4.2	38	220	1,800	53	45 ^e	No free product or sheen		
02/02/07	21.96	23.25	94	4.3	7.0	110	1,500	42	26 ^e	No free product or sheen		
04/30/07	19.40	25.81	240	17	280	300	3,700	38	22 ^e	No free product or sheen		

TABLE 1

GROUND WATER MONITORING DATA

Tesoro Station No. 67107
 Former Beacon Station No. 3721
 44 Lewelling Boulevard
 San Lorenzo, California

Monitoring Well	Date	Top of Riser Elevation (ft)	Depth to Water (ft)	Ground Water Elevation (ft)	Benzene (µg/L)	Toluene (µg/L)	Ethyl-benzene (µg/L)	Total Xylenes (µg/L)	TPH as gasoline (µg/L)	MTBE (µg/L)	Oxygenates (µg/L)	Comments
MW-4	02/18/92	44.66	18.51	26.15	<0.5	<0.5	12	21	5,100	NA	NA	
	05/14/92		18.22	26.44	<0.5	5.6	1.8	2.2	4,600	NA	NA	
	08/27/92		20.47	24.19	NS	NS	NS	NS	NS	NS	NS	
	08/28/92		NM	NC	6.6	1.3	1.6	3.1	1,700	NA	NA	
	11/19/92		21.58	23.08	<0.5	<0.5	<0.5	<0.5	400	NA	NA	
	02/03/93		16.98	27.68	<0.5	<0.5	<0.5	<0.5	1,100	NA	NA	
	06/23/93		17.23	27.43	<0.5	<0.5	<0.5	<0.5	120	NA	NA	No free product or sheen
	09/22/93		18.83	25.83	<0.5	<0.5	<0.5	<0.5	110	NA	NA	No free product or sheen
	01/24/94		18.86	25.80	<0.5	<0.5	<0.5	<0.5	260	NA	NA	
	04/07/94		17.90	26.76	<0.5	<0.5	<0.5	<0.5	430	NA	NA	No free product or sheen
	06/07/94		18.08	26.58	<0.5	<0.5	<0.5	<0.5	150	NA	NA	No free product or sheen
	09/28/94		19.70	24.96	<0.5	<0.5	<0.5	<0.5	75	NA	NA	No free product or sheen
	12/14/94		18.55	26.11	<0.5	<0.5	<0.5	<0.5	160	NA	NA	No free product or sheen
	03/15/95		16.14	28.52	<0.5	<0.5	<0.5	<0.5	500	NA	NA	No free product or sheen
	06/13/95		16.41	28.25	<0.5	<0.5	<0.5	<0.5	210 ^a	NA	NA	No free product or sheen
	09/28/95		17.88	26.78	<0.5	<0.5	<0.5	<0.5	140 ^a	NA	NA	No free product or sheen
	12/28/95		17.81	26.85	<0.5	<0.5	<0.5	<0.5	510 ^a	<5.0	NA	No free product or sheen
	03/12/96		14.77	29.89	<0.5	<0.5	<0.5	<0.5	<50	<5.0	NA	No free product or sheen
	06/11/96		15.88	28.78	<0.5	<0.5	<0.5	<0.5	50 ^a	<5.0	NA	No free product or sheen
	10/02/96		17.40	27.26	<0.5	<0.5	<0.5	<0.5	<50	<5.0	NA	No free product or sheen
	01/28/97		14.11	30.55	<0.5	<0.5	<0.5	<0.5	270 ^a	<5.0	NA	No free product or sheen
	05/20/97		16.24	28.42	<0.5	<0.5	<0.5	<0.5	<50	<5.0	NA	No free product or sheen
	08/18/97		17.59	27.07	<0.5	<0.5	<0.5	<0.5	<50	<5.0	NA	No free product or sheen
	09/29/97		NM	NC	NS	NS	NS	NS	NS	NS	NS	Not measured
	11/05/97		18.24	26.42	<0.5	<0.5	<0.5	<0.5	<50	<5.0/<0.5 ^b	NA	No free product or sheen
	03/31/98		13.61	31.05	<0.5	<0.5	<0.5	<0.5	110	<5.0	NA	No free product or sheen
	05/26/98		14.78	29.88	NS	NS	NS	NS	NS	NS	NS	No free product or sheen
	05/28/98		NM	NC	<0.5	<0.5	<0.5	<0.5	94	<5.0	NA	No free product or sheen
	08/19/98		16.15	28.51	<0.5 ^c	<0.5 ^c	<0.5 ^c	<0.5 ^c	120 ^c	46 ^c	NA	No free product or sheen

TABLE 1

GROUND WATER MONITORING DATA

Tesoro Station No. 67107
Former Beacon Station No. 3721
44 Lewelling Boulevard
San Lorenzo, California

Monitoring Well	Date	Top of Riser Elevation (ft)	Depth to Water (ft)	Ground Water Elevation (ft)	Benzene (µg/L)	Toluene (µg/L)	Ethyl-benzene (µg/L)	Total Xylenes (µg/L)	TPH as gasoline (µg/L)	MTBE (µg/L)	Oxygenates (µg/L)	Comments
MW-4	11/17/98	44.66	16.93	27.73	1.3	<0.5	<0.5	<0.5	<50	780	NA	No free product or sheen
(Cont.)	02/18/99		15.30	29.36	8.2	<0.5	<0.5	<0.5	130	240	NA	No free product or sheen
	06/24/99		16.35	28.31	<1.0	<0.5	<0.5	<0.5	<50	2,100	NA	No free product or sheen
	08/30/99		17.12	27.54	NS	NS	NS	NS	NS	NS	NS	Not sampled
	11/09/99		17.60	27.06	<0.5	<0.5	<0.5	<0.5	<50	2,500	NA	No free product or sheen
	03/22/00		14.98	29.68	<0.5	<0.5	<0.5	<0.5	69	12,000	NA	No free product or sheen
	06/12/00		16.26	28.40	<20	<20	<20	<20	<2,000	17,000	NA	No free product or sheen
	11/15/00		17.98	26.68	<1.0	<1.0	<1.0	<1.0	<100	17,000	NA	No free product or sheen
	02/26/01		16.31	28.35	NS	NS	NS	NS	NS	NS	NS	Not Sampled
	05/21/01		17.15	27.51	<25	<25	<25	<25	<5,000	13,000	NA	No free product or sheen
	09/05/01		18.22	26.44	NS	NS	NS	NS	NS	NS	NA	Not Sampled
	11/07/01		19.01	25.65	<10	<10	<10	<10	<1,000	3,800	NA	No free product or sheen
	02/11/02	46.98	16.68	30.30	NS	NS	NS	NS	NS	NS	NA	Not Sampled
	06/03/02		17.29	29.69	<2.0	<2.0	<2.0	<2.0	<200	1,100	38 ^e , 2.0 ^f	No free product or sheen
	08/06/02		17.92	29.06	NS	NS	NS	NS	NS	NS	NA	Not Sampled
	11/14/02		17.92	29.06	<2.0	<2.0	<2.0	<2.0	<200	700	ND	No free product or sheen
	02/20/03		16.72	30.26	NS	NS	NS	NS	NS	NS	NA	Not Sampled
	05/15/03		16.51	30.47	<0.5	<0.5	<0.5	<0.5	<50	73	ND	No free product or sheen
	07/31/03		17.41	29.57	NS	NS	NS	NS	NS	NS	NA	Not Sampled
	10/28/03		18.30	28.68	<0.5	<0.5	<0.5	<0.5	<50	65	ND	No free product or sheen
	02/28/04		15.82	31.16	NS	NS	NS	NS	NS	NS	NA	Not Sampled
	04/16/04		16.42	30.56	<0.5	<0.5	<0.5	<0.5	<50	6.2	ND	No free product or sheen
	07/16/04		16.94	30.04	NS	NS	NS	NS	NS	NS	NA	Not Sampled
	11/13/04		17.00	29.98	<0.5	<0.5	<0.5	<0.5	<50	50	ND	No free product or sheen
	02/04/05		16.25	30.73	NS	NS	NS	NS	NS	NS	NA	Not Sampled
	04/13/05		15.33	31.65	NS	NS	NS	NS	NS	NS	NA	Not Sampled
	08/10/05		16.74	30.24	NS	NS	NS	NS	NS	NS	NA	Not Sampled
	11/05/05		17.23	29.75	NS	NS	NS	NS	NS	NS	NA	Not Sampled
	01/30/06		15.62	31.36	<0.5	<0.5	<0.5	<0.5	<50	3.5	ND	No free product or sheen
	04/28/06		14.71	32.27	<0.5	<0.5	<0.5	<0.5	<50	0.89	ND	No free product or sheen
	08/15/06		16.46	30.52	<0.5	<0.5	<0.5	<0.5	<50	8.8	ND	No free product or sheen
	10/26/06		17.45	29.53	<0.5	<0.5	<0.5	<0.5	<50	7.7	ND	No free product or sheen
	02/02/07		17.52	29.46	<0.5	<0.5	<0.5	<0.5	<50	1.0	ND	No free product or sheen
	04/30/07		17.10	29.88	<0.5	<0.5	<0.5	<0.5	<50	<0.5	ND	No free product or sheen

TABLE 1
GROUND WATER MONITORING DATA

Tesoro Station No. 67107
Former Beacon Station No. 3721
44 Lewelling Boulevard
San Lorenzo, California

Monitoring Well	Date	Top of Riser Elevation (ft)	Depth to Water (ft)	Ground Water Elevation (ft)	Benzene (µg/L)	Toluene (µg/L)	Ethyl-benzene (µg/L)	Total Xylenes (µg/L)	TPH as gasoline (µg/L)	MTBE (µg/L)	Oxygenates (µg/L)	Comments
MW-5	02/18/92	43.79	17.37	26.42	<0.5	<0.5	<0.5	<0.5	<50	NA	NA	
	05/14/92		17.29	26.50	<0.5	<0.05	<0.5	<0.5	<50	NA	NA	
	08/27/92		22.18	21.61	<0.5	<0.5	<0.5	<0.5	<50	NA	NA	
	11/19/92		20.68	23.11	<0.5	<0.5	<0.5	<0.5	<50	NA	NA	
	02/03/93		15.91	27.88	3.0	2.7	8.0	9.9	55	NA	NA	
	06/23/93		16.24	27.55	<0.5	<0.5	<0.5	<0.5	<50	NA	NA	No free product or sheen
	09/22/93		17.93	25.86	0.66	1.1	<0.5	0.6	<50	NA	NA	No free product or sheen
	01/24/94		17.82	25.97	<0.5	<0.5	<0.5	<0.5	<50	NA	NA	
	04/07/94		16.91	26.88	<0.5	<0.5	<0.5	<0.5	<50	NA	NA	No free product or sheen
	06/07/94		17.10	26.69	<0.5	<0.5	<0.5	<0.5	<50	NA	NA	No free product or sheen
	09/28/94		18.73	25.06	<0.5	<0.5	<0.5	<0.5	<50	NA	NA	No free product or sheen
	12/14/94		17.53	26.26	<0.5	<0.5	<0.5	<0.5	<50	NA	NA	No free product or sheen
	03/15/95		14.96	28.83	<0.5	<0.5	<0.5	<0.5	<50	NA	NA	No free product or sheen
	06/13/95		15.30	28.49	<0.5	0.52	<0.5	<0.5	<50	NA	NA	No free product or sheen
	09/28/95		16.74	27.05	<0.5	<0.5	<0.5	<0.5	<50	NA	NA	No free product or sheen
	12/28/95		15.10	28.69	<0.5	<0.5	<0.5	<0.5	120	<5.0	NA	No free product or sheen
	03/12/96		13.67	30.12	<0.5	<0.5	<0.5	<0.5	<50	9	NA	No free product or sheen
	06/11/96		14.88	28.91	<0.5	<0.5	<0.5	<0.5	<50	<5.0	NA	No free product or sheen
	10/02/96		16.42	27.37	<0.5	<0.5	<0.5	<0.5	<50	<5.0	NA	No free product or sheen
	01/28/97		12.83	30.96	<0.5	<0.5	<0.5	<0.5	<50	<5.0	NA	No free product or sheen
	05/20/97		15.33	28.46	<0.5	<0.5	<0.5	<0.5	<50	<5.0	NA	No free product or sheen
	08/18/97		16.69	27.10	<0.5	<0.5	<0.5	<0.5	<50	<5.0	NA	No free product or sheen
	09/29/97		NM	NC	NS	NS	NS	NS	NS	NS	NA	Not measured
	11/05/97		17.37	26.42	<0.5	<0.5	<0.5	<0.5	<50	<5.0/<0.5 ^b	NA	No free product or sheen
	03/31/98		12.40	31.39	<0.5	<0.5	<0.5	<0.5	<50	<5.0	NA	No free product or sheen
	05/26/98		13.62	30.17	NS	NS	NS	NS	NS	NS	NS	No free product or sheen
	05/28/98		NM	NC	<0.5	<0.5	<0.5	<0.5	<50	<5.0	NA	No free product or sheen
	08/19/98		15.19	28.60	<0.5	<0.5	<0.5	<0.5	<50	7.1	NA	No free product or sheen
	11/17/98		15.89	27.90	<0.5	<0.5	<0.5	<0.5	<50	6.3	NA	No free product or sheen

TABLE 1

GROUND WATER MONITORING DATA

Tesoro Station No. 67107
Former Beacon Station No. 3721
44 Lewelling Boulevard
San Lorenzo, California

Monitoring Well	Date	Top of Riser Elevation (ft)	Depth to Water (ft)	Ground Water Elevation (ft)	Benzene (µg/L)	Toluene (µg/L)	Ethyl-benzene (µg/L)	Total Xylenes (µg/L)	TPH as gasoline (µg/L)	MTBE (µg/L)	Oxygenates (µg/L)	Comments
MW-5	02/18/99	43.79	14.23	29.56	<0.5	<0.5	<0.5	<0.5	<50	<5.0	NA	No free product or sheen
(Cont.)	06/24/99		15.29	28.50	NS	NS	NS	NS	NS	NS	NS	Not sampled
	08/30/99		16.07	27.72	NS	NS	NS	NS	NS	NS	NS	Not sampled
	11/09/99		16.61	27.18	NS	NS	NS	NS	NS	NS	NS	Not sampled
	03/22/00		13.81	29.98	<0.5	<0.5	<0.5	<0.5	<50	<5.0	NA	No free product or sheen
	06/12/00		15.08	28.71	NS	NS	NS	NS	NS	NS	NS	Not sampled
	11/15/00		16.71	27.08	NS	NS	NS	NS	NS	NS	NS	Not Sampled
	02/26/01		15.05	28.74	NS	NS	NS	NS	NS	NS	NS	Not Sampled
	05/21/01		15.91	27.88	NS	NS	NS	NS	NS	NS	NS	Not Sampled
	09/05/01		16.99	26.80	NS	NS	NS	NS	NS	NS	NS	Not Sampled
	11/07/01		17.51	26.28	NS	NS	NS	NS	NS	NS	NS	Not Sampled
	02/11/02	46.12	14.31	31.81	NS	NS	NS	NS	NS	NS	NS	Not Sampled
	06/03/02		14.96	31.16	NS	NS	NS	NS	NS	NS	NS	Not Sampled
	08/06/02		15.65	30.47	NS	NS	NS	NS	NS	NS	NS	Not Sampled
	11/14/02		15.69	30.43	NS	NS	NS	NS	NS	NS	NS	Not Sampled
	02/20/03		14.19	31.93	NS	NS	NS	NS	NS	NS	NS	Not Sampled
	05/15/03		15.44	30.68	NS	NS	NS	NS	NS	NS	NS	Not Sampled
	07/31/03		16.48	29.64	NS	NS	NS	NS	NS	NS	NS	Not Sampled
	10/28/03		16.92	29.20	NS	NS	NS	NS	NS	NS	NS	Not Sampled
	02/28/04		14.64	31.48	NS	NS	NS	NS	NS	NS	NA	Not Sampled
	04/16/04		15.28	30.84	NS	NS	NS	NS	NS	NS	NA	Not Sampled
	07/16/04		15.88	30.24	NS	NS	NS	NS	NS	NS	NA	Not Sampled
	11/13/04		15.98	30.14	NS	NS	NS	NS	NS	NS	NA	Not Sampled
	02/04/05		15.17	30.95	NS	NS	NS	NS	NS	NS	NA	Not Sampled
	04/13/05		14.12	32.00	NS	NS	NS	NS	NS	NS	NA	Not Sampled
	08/10/05		15.69	30.43	NS	NS	NS	NS	NS	NS	NA	Not Sampled
	11/05/05		16.32	29.80	NS	NS	NS	NS	NS	NS	NA	Not Sampled
	01/30/06		14.49	31.63	NS	NS	NS	NS	NS	NS	NA	Not Sampled
	04/28/06		13.51	32.61	NS	NS	NS	NS	NS	NS	NA	Not Sampled
	08/15/06		15.46	30.66	NS	NS	NS	NS	NS	NS	NA	Not Sampled
	10/26/06		16.42	29.70	NS	NS	NS	NS	NS	NS	NA	Not Sampled
	02/02/07		16.49	29.63	NS	NS	NS	NS	NS	NS	NA	Not Sampled
	04/30/07		16.10	30.02	NS	NS	NS	NS	NS	NS	NA	Not Sampled

TABLE 1
GROUND WATER MONITORING DATA

Tesoro Station No. 67107
Former Beacon Station No. 3721
44 Lewelling Boulevard
San Lorenzo, California

Monitoring Well	Date	Top of Riser Elevation (ft)	Depth to Water (ft)	Ground Water Elevation (ft)	Benzene (µg/L)	Toluene (µg/L)	Ethyl-benzene (µg/L)	Total Xylenes (µg/L)	TPH as gasoline (µg/L)	MTBE (µg/L)	Oxygenates (µg/L)	Comments
MW-6	02/18/92	42.47	15.87	26.60	4.8	<0.5	<0.5	<0.5	370	NA	NA	
	05/14/92		16.04	26.43	<0.5	<0.5	<0.5	<0.5	120	NA	NA	
	08/27/92		18.17	24.30	1.2	<0.5	<0.5	<0.5	<50	NA	NA	
	11/19/92		19.30	23.17	1.3	<0.5	1	1.1	66	NA	NA	
	02/03/93		14.60	27.87	1.9	2.6	23	12	100	NA	NA	
	06/23/93		15.00	27.47	<0.5	<0.5	<0.5	<0.5	<50	NA	NA	No free product or sheen
	09/22/93		16.66	25.81	2.2	3.8	0.53	2.7	81	NA	NA	No free product or sheen
	01/24/94		16.52	25.95	<0.5	<0.5	<0.5	<0.5	98	NA	NA	
	04/07/94		15.70	26.77	0.71	<0.5	<0.5	<0.5	150	NA	NA	No free product or sheen
	06/07/94		15.88	26.59	<0.5	<0.5	<0.5	<0.5	180	NA	NA	No free product or sheen
	09/28/94		17.51	24.96	<0.5	<0.5	<0.5	<0.5	100	NA	NA	No free product or sheen
	12/14/94		16.27	26.20	<0.5	<0.5	<0.5	<0.5	140	NA	NA	No free product or sheen
	03/15/95		13.52	28.95	<0.5	<0.5	<0.5	<0.5	110	NA	NA	No free product or sheen
	06/13/95		13.96	28.51	<0.5	0.87	<0.5	<0.5	150 ^a	NA	NA	No free product or sheen
	09/28/95		15.61	26.86	0.78	<0.5	<0.5	<0.5	<50	NA	NA	No free product or sheen
	12/28/95		15.54	26.93	<0.5	<0.5	<0.5	6.3	410	70	NA	No free product or sheen
	01/30/96		NM	NC	1.0	<0.5	<0.5	11	81	46	NA	Not measured
	03/12/96		11.88	30.59	<0.5	<0.5	<0.5	<0.5	<50	7	NA	No free product or sheen
	06/11/96		13.52	28.95	<0.5	<0.5	<0.5	<0.5	<50	<5.0	NA	No free product or sheen
	10/02/96		15.10	27.37	<0.5	<0.5	<0.5	<0.5	<50	<5.0	NA	No free product or sheen
	01/28/97		11.18	31.29	<0.5	<0.5	<0.5	<0.5	<50	<5.0	NA	No free product or sheen
	05/20/97		14.00	28.47	<0.5	<0.5	<0.5	<0.5	<50	<5.0	NA	No free product or sheen
	08/18/97		15.54	26.93	<0.5	<0.5	<0.5	<0.5	<50	<5.0	NA	No free product or sheen
	09/29/97		NM	NC	NS	NS	NS	NS	NS	NS	NS	Not measured
	11/05/97		16.25	26.22	<0.5	<0.5	<0.5	<0.5	<50	<5.0/2.8 ^b	NA	No free product or sheen
	03/31/98		10.60	31.87	<0.5	<0.5	<0.5	<0.5	<50	<5.0	NA	No free product or sheen
	05/26/98		12.01	30.46	NS	NS	NS	NS	NS	NS	NS	No free product or sheen
	05/28/98		NM	NC	<0.5	<0.5	<0.5	<0.5	<50	<5.0	NA	No free product or sheen
	08/19/98		13.60	28.87	<0.5	<0.5	<0.5	<0.5	<50	<5.0	NA	No free product or sheen

TABLE 1

GROUND WATER MONITORING DATA

Tesoro Station No. 67107
 Former Beacon Station No. 3721
 44 Lewelling Boulevard
 San Lorenzo, California

Monitoring Well	Date	Top of Riser Elevation (ft)	Depth to Water (ft)	Ground Water Elevation (ft)	Benzene (µg/L)	Toluene (µg/L)	Ethyl-benzene (µg/L)	Total Xylenes (µg/L)	TPH as gasoline (µg/L)	MTBE (µg/L)	Oxygenates (µg/L)	Comments
MW-6	11/17/98	42.47	14.53	27.94	<0.5	<0.5	<0.5	<0.5	<50	<5.0	NA	No free product or sheen
(Cont.)	02/18/99		12.39	30.08	<0.5	<0.5	<0.5	<0.5	<50	<5.0	NA	No free product or sheen
	06/24/99		13.89	28.58	NS	NS	NS	NS	NS	NS	NS	Not sampled
	08/30/99		14.75	27.72	NS	NS	NS	NS	NS	NS	NS	Not sampled
	11/09/99		15.18	27.29	NS	NS	NS	NS	NS	NS	NS	Not sampled
	03/22/00		12.30	30.17	<0.5	<0.5	<0.5	<0.5	<50	<5.0	NA	No free product or sheen
	06/12/00		13.69	28.78	NS	NS	NS	NS	NS	NS	NS	Not sampled
	11/15/00		15.73	26.74	NS	NS	NS	NS	NS	NS	NS	Not Sampled
	02/26/01		14.42	28.05	NS	NS	NS	NS	NS	NS	NS	Not Sampled
	05/21/01		15.23	27.24	NS	NS	NS	NS	NS	NS	NS	Not Sampled
	09/05/01		16.31	26.16	NS	NS	NS	NS	NS	NS	NS	Not Sampled
	11/07/01		17.01	25.46	NS	NS	NS	NS	NS	NS	NS	Not Sampled
	02/11/02	44.79	15.72	29.07	NS	NS	NS	NS	NS	NS	NS	Not Sampled
	06/03/02		16.39	28.40	NS	NS	NS	NS	NS	NS	NS	Not Sampled
	08/06/02		18.90	25.89	NS	NS	NS	NS	NS	NS	NS	Not Sampled
	11/14/02		18.93	25.86	NS	NS	NS	NS	NS	NS	NS	Not Sampled
	02/20/03		15.64	29.15	NS	NS	NS	NS	NS	NS	NS	Not Sampled
	05/15/03		14.07	30.72	NS	NS	NS	NS	NS	NS	NS	Not Sampled
	07/31/03		15.21	29.58	NS	NS	NS	NS	NS	NS	NS	Not Sampled
	10/28/03		15.73	29.06	NS	NS	NS	NS	NS	NS	NS	Not Sampled
	02/28/04		13.12	31.67	NS	NS	NS	NS	NS	NS	NA	Not Sampled
	04/16/04		13.92	30.87	NS	NS	NS	NS	NS	NS	NA	Not Sampled
	07/16/04		14.53	30.26	NS	NS	NS	NS	NS	NS	NA	Not Sampled
	11/13/04		14.62	30.17	NS	NS	NS	NS	NS	NS	NA	Not Sampled
	02/04/05		13.74	31.05	NS	NS	NS	NS	NS	NS	NA	Not Sampled
	04/13/05		15.59	29.20	NS	NS	NS	NS	NS	NS	NA	Not Sampled
	08/10/05		14.33	30.46	NS	NS	NS	NS	NS	NS	NA	Not Sampled
	11/05/05		14.98	29.81	NS	NS	NS	NS	NS	NS	NA	Not Sampled
	01/30/06		12.99	31.80	NS	NS	NS	NS	NS	NS	NA	Not Sampled
	04/28/06		11.90	32.89	NS	NS	NS	NS	NS	NS	NA	Not Sampled
	08/15/06		14.13	30.66	NS	NS	NS	NS	NS	NS	NA	Not Sampled
	10/26/06		15.08	29.71	NS	NS	NS	NS	NS	NS	NA	Not Sampled
	02/02/07		15.16	29.63	NS	NS	NS	NS	NS	NS	NA	Not Sampled
	04/30/07		14.76	30.03	NS	NS	NS	NS	NS	NS	NA	Not Sampled

TABLE 1

GROUND WATER MONITORING DATA

Tesoro Station No. 67107
 Former Beacon Station No. 3721
 44 Lewelling Boulevard
 San Lorenzo, California

Monitoring Well	Date	Top of Riser Elevation (ft)	Depth to Water (ft)	Ground Water Elevation (ft)	Benzene (µg/L)	Toluene (µg/L)	Ethyl-benzene (µg/L)	Total Xylenes (µg/L)	TPH as gasoline (µg/L)	MTBE (µg/L)	Oxygenates (µg/L)	Comments
MW-7	02/18/92	41.54	15.51	26.03	16	<0.5	10	16	670	NA	NA	
	05/14/92		15.41	26.13	44	<0.5	38	88	1,500	NA	NA	
	08/27/92		17.45	24.09	400	5.8	290	1,400	23,000	NA	NA	
	11/19/92		18.54	23.00	29	<0.5	10	53	330	NA	NA	
	02/03/93		14.10	27.44	200	<0.5	110	480	2,000	NA	NA	
	06/23/93		14.33	27.21	20	<0.5	16	16	280	NA	NA	No free product or sheen
	09/22/93		15.92	25.62	71	2.2	33	210	860	NA	NA	No free product or sheen
	01/24/94		16.07	25.47	61	<1.3	10	160	900	NA	NA	
	04/07/94		15.10	26.44	53	<0.5	7.1	49	630	NA	NA	
	06/07/94		15.16	26.38	55	<0.5	14	24	730	NA	NA	No free product or sheen
	09/28/94		16.82	24.72	21	<0.5	2.3	3.1	300	NA	NA	No free product or sheen
	12/14/94		15.75	25.79	19	<0.5	3.3	32	430	NA	NA	No free product or sheen
	03/15/95		14.00	27.54	0.88	<0.5	<0.5	<0.5	70	NA	NA	No free product or sheen
	06/13/95		13.44	28.10	7.3	0.79	7.6	8.9	190	NA	NA	No free product or sheen
	09/28/95		14.84	26.70	1.5	<0.5	1.2	0.84	60	NA	NA	No free product or sheen
	12/28/95		14.55	26.99	<0.5	<0.5	0.91	0.69	60	10	NA	No free product or sheen
	03/12/96		11.88	29.66	<0.5	<0.5	<0.5	<0.5	<50	11	NA	No free product or sheen
	06/11/96		13.52	28.58	<0.5	<0.5	<0.5	<0.5	79	16	NA	No free product or sheen
	10/02/96		14.50	27.04	<0.5	<0.5	<0.5	<0.5	<50	26	NA	No free product or sheen
	01/28/97		11.08	30.46	<0.5	<0.5	<0.5	<0.5	<50	13	NA	No free product or sheen
	05/20/97		13.46	28.08	<0.5	0.85	<0.5	<0.5	78	40	NA	No free product or sheen
	08/18/97		14.95	26.59	<0.5	<0.5	<0.5	<0.5	<50	18	NA	No free product or sheen
	09/29/97		NM	NC	NS	NS	NS	NS	NS	NS	NA	Not measured
	11/05/97		15.43	26.11	<0.5	<0.5	<0.5	<0.5	<50	8.9/8.0 ^b	NA	No free product or sheen
	03/31/98		10.25	31.29	<0.5	<0.5	<0.5	1.3	<5.0	6	NA	No free product or sheen
	05/26/98		11.45	30.09	NS	NS	NS	NS	NS	NS	NS	No free product or sheen
	05/28/98		NM	NC	<0.5	<0.5	<0.5	<0.5	<50	10	NA	No free product or sheen
	08/19/98		13.08	28.46	<0.5	<0.5	<0.5	<0.5	<50	27	NA	No free product or sheen
	11/17/98		13.93	27.61	<0.5	<0.5	<0.5	<0.5	<50	30	NA	No free product or sheen

TABLE 1

GROUND WATER MONITORING DATA

Tesoro Station No. 67107
 Former Beacon Station No. 3721
 44 Lewelling Boulevard
 San Lorenzo, California

Monitoring Well	Date	Top of Riser Elevation (ft)	Depth to Water (ft)	Ground Water Elevation (ft)	Benzene (µg/L)	Toluene (µg/L)	Ethyl-benzene (µg/L)	Total Xylenes (µg/L)	TPH as gasoline (µg/L)	MTBE (µg/L)	Oxygenates (µg/L)	Comments
MW-7	02/18/99	41.54	12.16	29.38	<0.5	<0.5	<0.5	<0.5	51	22	NA	No free product or sheen
(Cont.)	06/24/99		13.35	28.19	NS	NS	NS	NS	NS	NS	NS	Not sampled
	08/30/99		14.23	27.31	NS	NS	NS	NS	NS	NS	NS	Not sampled
	11/09/99		14.60	26.94	<0.5	<0.5	<0.5	<0.5	<50	16	NA	No free product or sheen
	03/22/00		11.91	29.63	<0.5	<0.5	<0.5	<0.5	<50	18	NA	No free product or sheen
	06/12/00		13.28	28.26	NS	NS	NS	NS	NS	NS	NS	Not sampled
	11/15/00		15.12	26.42	<0.5	<0.5	<0.5	<0.5	<50	17	NA	No free product or sheen
	02/26/01		13.46	28.08	NS	NS	NS	NS	NS	NS	NA	Not Sampled
	05/21/01		14.31	27.23	NS	NS	NS	NS	NS	NS	NA	Not Sampled
	09/05/01		15.42	26.12	NS	NS	NS	NS	NS	NS	NA	Not Sampled
	11/07/01		16.18	25.36	<0.5	<0.5	<0.5	<0.5	<50	5.4	NA	Not Sampled
	02/11/02	43.85	13.76	30.09	NS	NS	NS	NS	NS	NS	NS	Not Sampled
	06/03/02		14.33	29.52	NS	NS	NS	NS	NS	NS	NS	Not Sampled
	08/06/02		15.04	28.81	NS	NS	NS	NS	NS	NS	NS	Not Sampled
	11/14/02		15.05	28.80	<0.5	<0.5	<0.5	<0.5	<50	0.64	ND	No free product or sheen
	02/20/03		14.01	29.84	NS	NS	NS	NS	NS	NS	NS	Not Sampled
	05/15/03		13.81	30.04	NS	NS	NS	NS	NS	NS	NS	Not Sampled
	07/31/03		14.99	28.86	NS	NS	NS	NS	NS	NS	NS	Not Sampled
	10/28/03		15.48	28.37	<0.5	<0.5	<0.5	<0.5	<50	<0.5	ND	No free product or sheen
	02/28/04		12.87	30.98	NS	NS	NS	NS	NS	NS	NA	Not Sampled
	04/16/04		13.54	30.31	NS	NS	NS	NS	NS	NS	NA	Not Sampled
	07/16/04		13.96	29.89	NS	NS	NS	NS	NS	NS	NA	Not Sampled
	11/13/04		14.13	29.72	<0.5	<0.5	<0.5	<0.5	<50	<0.5	ND	No free product or sheen
	02/04/05		13.22	30.63	NS	NS	NS	NS	NS	NS	NA	Not Sampled
	04/13/05		12.15	31.70	NS	NS	NS	NS	NS	NS	NA	Not Sampled
	08/10/05		13.69	30.16	NS	NS	NS	NS	NS	NS	NA	Not Sampled
	11/05/05		14.25	29.60	NS	NS	NS	NS	NS	NS	NA	Not Sampled
	01/30/06		12.59	31.26	<0.5	<0.5	<0.5	<0.5	<50	<0.5	ND	No free product or sheen
	04/28/06		11.50	32.35	NS	NS	NS	NS	NS	NS	NA	Not Sampled
	08/15/06		13.51	30.34	NS	NS	NS	NS	NS	NS	NA	Not Sampled
	10/26/06		14.48	29.37	NS	NS	NS	NS	NS	NS	NA	Not Sampled
	02/02/07		14.62	29.23	<0.5	<0.5	<0.5	<0.5	<50	<0.5	ND	No free product or sheen
	04/30/07		14.26	29.59	<0.5	<0.5	<0.5	<0.5	<50	<0.5	ND	No free product or sheen

TABLE 1

GROUND WATER MONITORING DATA

Tesoro Station No. 67107
 Former Beacon Station No. 3721
 44 Lewelling Boulevard
 San Lorenzo, California

Monitoring Well	Date	Top of Riser Elevation (ft)	Depth to Water (ft)	Ground Water Elevation (ft)	Benzene (µg/L)	Toluene (µg/L)	Ethyl-benzene (µg/L)	Total Xylenes (µg/L)	TPH as gasoline (µg/L)	MTBE (µg/L)	Oxygenates (µg/L)	Comments
MW-8	02/18/92	42.26	16.57	25.69	<0.5	<0.5	9.5	<0.5	1,200	NA	NA	
	05/14/92		16.24	26.02	<0.5	<0.5	<0.5	<0.5	130	NA	NA	
	08/27/92		18.28	23.98	<0.5	<0.5	<0.5	<0.5	140	NA	NA	
	11/19/92		19.32	22.94	<0.5	<0.5	2.0	<0.5	320	NA	NA	
	02/03/93		14.87	27.39	<0.5	<0.5	<0.5	<0.5	<50	NA	NA	
	06/23/93		15.18	27.08	<0.5	<0.5	<0.5	<0.5	<50	NA	NA	No free product or sheen
	09/22/93		18.79	23.47	<0.5	0.67	<0.5	<0.5	<50	NA	NA	No free product or sheen
	01/24/94		17.06	25.20	<0.5	<0.5	<0.5	<0.5	290	NA	NA	
	04/07/94		15.95	26.31	<0.5	<0.5	<0.5	<0.5	<50	NA	NA	No free product or sheen
	06/07/94		15.10	27.16	<0.5	<0.5	<0.5	<0.5	<50	NA	NA	No free product or sheen
	09/28/94		17.63	24.63	<0.5	<0.5	<0.5	<0.5	<50	NA	NA	No free product or sheen
	12/14/94		16.66	25.60	<0.5	<0.5	<0.5	<0.5	<50	NA	NA	No free product or sheen
	03/15/95		14.30	27.96	<0.5	<0.5	<0.5	<0.5	<50	NA	NA	No free product or sheen
	06/13/95		14.37	27.89	<0.5	<0.5	<0.5	<0.5	<50	NA	NA	No free product or sheen
	09/28/95		15.62	26.64	NS	NS	NS	NS	NS	NA	NA	No free product or sheen
	12/28/95		15.62	26.64	<0.5	<0.5	<0.5	<0.5	<50	<5.0	NA	No free product or sheen
	03/12/96		12.75	29.51	<0.5	<0.5	<0.5	<0.5	<50	<5.0	NA	No free product or sheen
	06/11/96		13.94	28.32	<0.5	<0.5	<0.5	<0.5	<50	<5.0	NA	No free product or sheen
	10/02/96		15.41	26.85	<0.5	<0.5	<0.5	<0.5	<50	<5.0	NA	No free product or sheen
	01/28/97		12.30	29.96	<0.5	<0.5	<0.5	<0.5	<50	<5.0	NA	No free product or sheen
	05/20/97		14.42	27.84	<0.5	<0.5	<0.5	<0.5	<50	<5.0	NA	No free product or sheen
	08/18/97		16.16	26.10	<0.5	<0.5	<0.5	<0.5	<50	<5.0	NA	No free product or sheen
	09/29/97		NM	NC	NS	NS	NS	NS	NS	NS	NS	Not measured
	11/05/97		16.25	26.01	<0.5	<0.5	<0.5	<0.5	<50	<5.0/<0.5 ^b	NA	No free product or sheen
	03/31/98		11.49	30.77	<0.5	<0.5	<0.5	<0.5	<50	<5.0	NA	No free product or sheen
	05/26/98		12.60	29.66	NS	NS	NS	NS	NS	NS	NS	No free product or sheen
	05/28/98		NM	NC	<0.5	<0.5	<0.5	<0.5	<50	<5.0	NA	No free product or sheen
	08/19/98		14.15	28.11	<0.5	<0.5	<0.5	<0.5	<50	<5.0	NA	No free Product or sheen
	11/17/98		14.98	27.28	<0.5	<0.5	<0.5	<0.5	<50	<5.0	NA	No free product or sheen

TABLE 1

GROUND WATER MONITORING DATA

Tesoro Station No. 67107
Former Beacon Station No. 3721
44 Lewelling Boulevard
San Lorenzo, California

Monitoring Well	Date	Top of Riser Elevation (ft)	Depth to Water (ft)	Ground Water Elevation (ft)	Benzene (µg/L)	Toluene (µg/L)	Ethyl-benzene (µg/L)	Total Xylenes (µg/L)	TPH as gasoline (µg/L)	MTBE (µg/L)	Oxygenates (µg/L)	Comments
MW-8	02/18/99	42.26	13.41	28.85	<0.5	<0.5	<0.5	<0.5	<50	<5.0	NA	No free product or sheen
(Cont.)	06/24/99		14.35	27.91	NS	NS	NS	NS	NS	NS	NS	Not sampled
	08/30/99		15.16	27.10	NS	NS	NS	NS	NS	NS	NS	Not sampled
	11/09/99		15.61	26.65	NS	NS	NS	NS	NS	NS	NS	Not sampled
	03/22/00		13.17	29.09	<0.5	<0.5	<0.5	<0.5	<50	<5.0	NA	No free product or sheen
	06/12/00		14.19	28.07	NS	NS	NS	NS	NS	NS	NS	Not sampled
	11/15/00		16.04	26.22	NS	NS	NS	NS	NS	NS	NS	Not Sampled
	02/26/01		12.99	29.27	NS	NS	NS	NS	NS	NS	NS	Not Sampled
	05/21/01		13.86	28.40	NS	NS	NS	NS	NS	NS	NS	Not Sampled
	09/05/01		14.91	27.35	NS	NS	NS	NS	NS	NS	NS	Not Sampled
	11/07/01		15.62	26.64	NS	NS	NS	NS	NS	NS	NS	Not Sampled
	02/11/02	44.85	13.55	31.30	NS	NS	NS	NS	NS	NS	NS	Not Sampled
	06/03/02		13.96	30.89	NS	NS	NS	NS	NS	NS	NS	Not Sampled
	08/06/02		15.82	29.03	NS	NS	NS	NS	NS	NS	NS	Not Sampled
	11/14/02		15.86	28.99	NS	NS	NS	NS	NS	NS	NS	Not Sampled
	02/20/03		14.70	30.15	NS	NS	NS	NS	NS	NS	NS	Not Sampled
	05/15/03		14.50	30.35	NS	NS	NS	NS	NS	NS	NS	Not Sampled
	07/31/03		15.73	29.12	NS	NS	NS	NS	NS	NS	NS	Not Sampled
	10/28/03		16.14	28.71	NS	NS	NS	NS	NS	NS	NS	Not Sampled
	02/28/04		14.02	30.83	NS	NS	NS	NS	NS	NS	NA	Not Sampled
	04/16/04		14.52	30.33	NS	NS	NS	NS	NS	NS	NA	Not Sampled
	07/16/04		14.88	29.97	NS	NS	NS	NS	NS	NS	NA	Not Sampled
	11/13/04		15.12	29.73	NS	NS	NS	NS	NS	NS	NA	Not Sampled
	02/04/05		14.17	30.68	NS	NS	NS	NS	NS	NS	NA	Not Sampled
	04/13/05		13.16	31.69	NS	NS	NS	NS	NS	NS	NA	Not Sampled
	08/10/05		14.41	30.44	NS	NS	NS	NS	NS	NS	NA	Not Sampled
	11/05/05		14.87	29.98	NS	NS	NS	NS	NS	NS	NA	Not Sampled
	01/30/06		13.65	31.20	NS	NS	NS	NS	NS	NS	NA	Not Sampled
	04/28/06		12.63	32.22	NS	NS	NS	NS	NS	NS	NA	Not Sampled
	08/15/06		14.42	30.43	NS	NS	NS	NS	NS	NS	NA	Not Sampled
	10/26/06		15.32	29.53	NS	NS	NS	NS	NS	NS	NA	Not Sampled
	02/02/07		15.52	29.33	NS	NS	NS	NS	NS	NS	NA	Not Sampled
	04/30/07		15.15	29.70	<0.5	<0.5	<0.5	<0.5	<50	<0.5	ND	No free product or sheen

TABLE 1

GROUND WATER MONITORING DATA

Tesoro Station No. 67107
 Former Beacon Station No. 3721
 44 Lewelling Boulevard
 San Lorenzo, California

Monitoring Well	Date	Top of Riser Elevation (ft)	Depth to Water (ft)	Ground Water Elevation (ft)	Benzene (µg/L)	Toluene (µg/L)	Ethyl-benzene (µg/L)	Total Xylenes (µg/L)	TPH as gasoline (µg/L)	MTBE (µg/L)	Oxygenates (µg/L)	Comments
MW-9	02/18/92	44.94	18.87	26.07	<0.5	<0.5	<0.5	<0.5	<50	NA	NA	
	05/14/92		18.55	26.39	<0.5	<0.5	<0.5	<0.5	<50	NA	NA	
	08/27/92		20.80	24.14	<0.5	<0.5	<0.5	<0.5	<50	NA	NA	
	11/19/92		21.90	23.04	<0.5	<0.5	<0.5	1.3	<50	NA	NA	
	02/03/93		17.25	27.69	<0.5	<0.5	<0.5	<0.5	<50	NA	NA	
	06/23/93		17.61	27.33	<0.5	<0.5	<0.5	<0.5	<50	NA	NA	No free product or sheen
	09/22/93		19.18	25.76	<0.5	<0.5	<0.5	<0.5	<50	NA	NA	No free product or sheen
	01/24/94		19.17	25.77	<0.5	<0.5	<0.5	<0.5	<50	NA	NA	
	04/07/94		18.23	26.71	<0.5	<0.5	<0.5	<0.5	<50	NA	NA	No free product or sheen
	06/07/94		18.40	26.54	<0.5	<0.5	<0.5	<0.5	<50	NA	NA	No free product or sheen
	09/28/94		20.01	24.93	<0.5	<0.5	<0.5	<0.5	<50	NA	NA	No free product or sheen
	12/14/94		18.88	26.06	<0.5	<0.5	<0.5	<0.5	<50	NA	NA	No free product or sheen
	03/15/95		16.24	28.70	<0.5	<0.5	<0.5	<0.5	<50	NA	NA	No free product or sheen
	06/13/95		16.75	28.19	<0.5	<0.5	<0.5	<0.5	<50	NA	NA	No free product or sheen
	09/28/95		18.04	26.90	<0.5	<0.5	<0.5	<0.5	<50	NA	NA	No free product or sheen
	12/28/95		17.87	27.07	<0.5	<0.5	<0.5	<0.5	<50	<5.0	NA	No free product or sheen
	03/12/96		NM	NC	NS	NS	NS	NS	NS	NS	NS	Not measured
	06/11/96		16.26	28.68	<0.5	<0.5	<0.5	<0.5	<50	<5.0	NA	No free product or sheen
	10/02/96		17.74	27.20	<0.5	<0.5	<0.5	<0.5	<50	<5.0	NA	No free product or sheen
	01/28/97		14.51	30.43	<0.5	<0.5	<0.5	<0.5	<50	<5.0	NA	No free product or sheen
	05/20/97		16.73	28.21	<0.5	<0.5	<0.5	<0.5	<50	<5.0	NA	No free product or sheen
	08/18/97		NM	NC	NS	NS	NS	NS	NS	NS	NS	Not measured
	09/29/97		NM	NC	NS	NS	NS	NS	NS	NS	NS	Not measured
	11/05/97		18.61	26.33	<0.5	<0.5	<0.5	<0.5	<50	<5.0/<0.5 ^b	NA	No free product or sheen
	03/31/98		NM	NC	NS	NS	NS	NS	NS	NS	NS	Not measured
	05/26/98		15.28	29.66	NS	NS	NS	NS	NS	NS	NS	No free product or sheen
	05/28/98		NM	NC	NS	NS	NS	NS	NS	NS	NS	Not measured
	08/19/98		16.55	28.39	<0.5	<0.5	<0.5	<0.5	<50	<5.0	NA	No free product or sheen
	11/17/98		17.32	27.62	<0.5	<0.5	<0.5	<0.5	<50	<5.0	NA	No free product or sheen

TABLE 1

GROUND WATER MONITORING DATA

Tesoro Station No. 67107
 Former Beacon Station No. 3721
 44 Lewelling Boulevard
 San Lorenzo, California

Monitoring Well	Date	Top of Riser Elevation (ft)	Depth to Water (ft)	Ground Water Elevation (ft)	Benzene (µg/L)	Toluene (µg/L)	Ethyl-benzene (µg/L)	Total Xylenes (µg/L)	TPH as gasoline (µg/L)	MTBE (µg/L)	Oxygenates (µg/L)	Comments
MW-9	02/18/99	44.94	15.74	29.20	<0.5	<0.5	<0.5	<0.5	<50	<5.0	NA	No free product or sheen
(Cont.)	06/24/99		16.73	28.21	NS	NS	NS	NS	NS	NS	NS	Not sampled
	08/30/99		17.48	27.46	NS	NS	NS	NS	NS	NS	NS	Not sampled
	11/09/99		17.98	26.96	NS	NS	NS	NS	NS	NS	NS	Not sampled
	03/22/00		15.46	29.48	<0.5	<0.5	<0.5	<0.5	<50	<5.0	NA	No free product or sheen
	06/12/00		16.70	28.24	NS	NS	NS	NS	NS	NS	NS	Not sampled
	11/15/00		18.65	26.29	NS	NS	NS	NS	NS	NS	NS	Not Sampled
	02/26/01		14.80	30.14	NS	NS	NS	NS	NS	NS	NS	Not Sampled
	05/21/01		15.68	29.26	NS	NS	NS	NS	NS	NS	NS	Not Sampled
	09/05/01		16.70	28.24	NS	NS	NS	NS	NS	NS	NS	Not Sampled
	11/07/01		17.23	27.71	NS	NS	NS	NS	NS	NS	NS	Not Sampled
	02/11/02	47.26	17.16	30.10	NS	NS	NS	NS	NS	NS	NS	Not Sampled
	06/03/02		17.66	29.60	<0.5	<0.5	<0.5	<0.5	<50	<0.5	NA	No free product or sheen
	08/06/02		18.26	29.00	<0.5	<0.5	<0.5	<0.5	<50	<0.5	ND	No free product or sheen
	11/14/02		18.33	28.93	NS	NS	NS	NS	NS	NS	NS	Not Sampled
	02/20/03		16.85	30.41	NS	NS	NS	NS	NS	NS	NS	Not Sampled
	05/15/03		16.63	30.63	NS	NS	NS	NS	NS	NS	NS	Not Sampled
	07/31/03		17.58	29.68	NS	NS	NS	NS	NS	NS	NS	Not Sampled
	10/28/03		17.93	29.33	NS	NS	NS	NS	NS	NS	NS	Not Sampled
	02/28/04		16.22	31.04	NS	NS	NS	NS	NS	NS	NA	Not Sampled
	04/16/04		16.82	30.44	NS	NS	NS	NS	NS	NS	NA	Not Sampled
	07/16/04		17.33	29.93	NS	NS	NS	NS	NS	NS	NA	Not Sampled
	11/13/04		17.42	29.84	NS	NS	NS	NS	NS	NS	NA	Not Sampled
	02/04/05		16.68	30.58	NS	NS	NS	NS	NS	NS	NA	Not Sampled
	04/13/05		15.78	31.48	NS	NS	NS	NS	NS	NS	NA	Not Sampled
	08/10/05		17.11	30.15	NS	NS	NS	NS	NS	NS	NA	Not Sampled
	11/05/05		17.59	29.67	NS	NS	NS	NS	NS	NS	NA	Not Sampled
	01/30/06		16.06	31.20	NS	NS	NS	NS	NS	NS	NA	Not Sampled
	04/28/06		12.50	34.76	NS	NS	NS	NS	NS	NS	NA	Not Sampled
	08/15/06		16.87	30.39	NS	NS	NS	NS	NS	NS	NA	Not Sampled
	10/26/06		17.87	29.39	NS	NS	NS	NS	NS	NS	NA	Not Sampled
	02/02/07		17.88	29.38	NS	NS	NS	NS	NS	NS	NA	Not Sampled
	04/30/07		17.48	29.78	<0.5	<0.5	<0.5	<0.5	<50	<0.5	ND	No free product or sheen

TABLE 1

GROUND WATER MONITORING DATA

Tesoro Station No. 67107
 Former Beacon Station No. 3721
 44 Lewelling Boulevard
 San Lorenzo, California

Monitoring Well	Date	Top of Riser Elevation (ft)	Depth to Water (ft)	Ground Water Elevation (ft)	Benzene (µg/L)	Toluene (µg/L)	Ethyl-benzene (µg/L)	Total Xylenes (µg/L)	TPH as gasoline (µg/L)	MTBE (µg/L)	Oxygenates (µg/L)	Comments
MW-10	02/18/92	42.34	16.63	25.71	110	57	440	53	18,000	NA	NA	
	05/14/92		15.25	27.09	NS	NS	NS	NS	NS	NS	NS	
	05/15/92		NM	NC	24	9.8	97	<0.5	8,500	NA	NA	
	08/27/92		18.35	23.99	NS	NS	NS	NS	NS	NS	NS	
	08/29/92		NM	NC	20	2.8	40	3.5	9,600	NA	NA	
	11/19/92		19.43	22.91	36	21	330	31	5,700	NA	NA	
	02/03/93		15.01	27.33	15	4.6	36	9.6	2,200	NA	NA	
	06/23/93		15.30	27.04	21	24	540	45	8,100	NA	NA	No free product or sheen
	09/22/93		16.90	25.44	22	17	350	16	6,200	NA	NA	No free product or sheen
	01/24/94		NM	NC	NS	NS	NS	NS	NS	NA	NA	Not measured
	04/07/94		15.97	26.37	6.4	2.9	150	4.7	4,000	NA	NA	No free product or sheen
	06/07/94		16.04	26.30	5.6	<2.5	150	5.7	6,700	NA	NA	No free product or sheen
	09/28/94		17.69	24.65	2.2	2.6	110	44	5,700	NA	NA	No free product or sheen
	12/14/94		16.65	25.69	<1.3	<1.3	77	27	3,500	NA	NA	No free product or sheen
	03/15/95		14.08	28.26	<5.0	6.7	150	23	7,200	NA	NA	No free product or sheen
	06/13/95		14.49	27.85	9	48	610	130	8,400	NA	NA	No free product or sheen
	09/28/95		15.81	26.53	22	17	360	24	6,300	NA	NA	No free product or sheen
	12/28/95		15.46	26.88	4.4	5.6	340	11	5,000	37	NA	No free product or sheen
	03/12/96		12.62	29.72	1.4	5.9	41	73	4,500	120	NA	No free product or sheen
	06/11/96		14.40	27.94	<5.0	25	350	81	7,500	<25	NA	No free product or sheen
	10/02/96		15.47	26.87	18	<2.5	<2.5	<2.5	2,600	<25	NA	No free product or sheen
	01/28/97		15.69	26.65	5.9	<2.5	29	19	2,800	<25	NA	No free product or sheen
	05/20/97		14.48	27.86	<20	34	290	74	6,000	<100	NA	No free product or sheen
	08/18/97		15.91	26.43	<20	7.7	94	15	5,900	<50	NA	No free product or sheen
	09/29/97		NM	NC	NS	NS	NS	NS	NS	NS	NS	Not measured
	11/05/97		16.32	26.02	1.1	0.86	47	1.6	5,400	<50/2.3 ^b	NA	No free product or sheen
	03/31/98		12.25	30.09	56	180	1,400	3,700	20,000	250	NA	No free product or sheen
	05/26/98		12.97	29.37	NS	NS	NS	NS	NS	NS	NS	No free product or sheen
	05/28/98		NM	NC	76	200	1,600	3,900	16,000	190	NA	No free product or sheen

TABLE 1

GROUND WATER MONITORING DATA

Tesoro Station No. 67107
 Former Beacon Station No. 3721
 44 Lewelling Boulevard
 San Lorenzo, California

Monitoring Well	Date	Top of Riser Elevation (ft)	Depth to Water (ft)	Ground Water Elevation (ft)	Benzene (µg/L)	Toluene (µg/L)	Ethyl-benzene (µg/L)	Total Xylenes (µg/L)	TPH as gasoline (µg/L)	MTBE (µg/L)	Oxygenates (µg/L)	Comments
MW-10	08/19/98	42.34	14.27	28.07	95	160	1,300	1,700	14,000	<100	NA	No free product or sheen
(Cont.)	11/17/98		15.08	27.26	82	64	590	150	7,500	290	NA	No free product or sheen
	02/18/99		13.61	28.73	41	16	270	79	4,700	<100	NA	No free product or sheen
	06/24/99		14.50	27.84	27	74	280	160	9,400	300	NA	No free product or sheen
	08/30/99		15.26	27.08	15	33	160	33	8,500	290	NA	No free product or sheen
	11/09/99		15.72	26.62	3.9	11	60	14	7,600	120	NA	No free product or sheen
	03/22/00		13.40	28.94	3.5	33	360	320	5,800	160	NA	No free product or sheen
	06/12/00		14.42	27.92	4.3	47	370	210	7,200	270	NA	No free product or sheen
	11/15/00		16.75	25.59	0.54	2.2	3.8	7.3	4,400	420	NA	No free product or sheen
	02/26/01		14.73	27.61	<1.0	2.5	24	13	5,000	860	NA	No free product or sheen
	05/21/01		15.25	27.09	<0.5	3.2	4.1	12	3,500	530	NA	No free product or sheen
	09/05/01		16.35	25.99	<2.0	<2.0	<2.0	4.1	3,400	770	NA	No free product or sheen
	11/07/01		17.05	25.29	<0.5	0.64	0.75	2.7	3,600	790	NA	No free product or sheen
	02/11/02	44.65	14.94	29.71	<2.0	2.2	61	26	4,100	750	NA	No free product or sheen
	06/03/02		15.41	29.24	<1.0	7.0	67	37	4,100	320	26 ^c	No free product or sheen
	08/06/02		15.98	28.67	<1.0	5.4	18	18	4,500	310	18 ^c	No free product or sheen
	11/14/02		16.10	28.55	<1.0	<1.0	2.2	6.4	5,200	280	13 ^c	No free product or sheen
	02/20/03		14.90	29.75	<1.5	9.5	280	69	6,300	220	ND	No free product or sheen
	05/15/03		14.69	29.96	1.2	14	280	78	5,700	130	11 ^c	No free product or sheen
	07/31/03		15.63	29.02	<0.5	4.5	20	17	4,700	110	7.5 ^c	No free product or sheen
	10/28/03		16.39	28.26	<0.5	0.54	0.80	2.9	1,900	88	5.9 ^c	No free product or sheen
	02/28/04		14.01	30.64	<1.0	<1.0	17	7.9	3,500	44	ND	No free product or sheen
	04/16/04		14.69	29.96	<1.5	3.0	150	34	6,000	53	ND	No free product or sheen
	07/16/04		15.09	29.56	<1.0	3.5	110	29	6,300	40	ND	No free product or sheen
	11/13/04		15.24	29.41	<0.5	4.8	42	23	4,900	25	ND	No free product or sheen
	02/04/05		14.43	30.22	<0.5	3.3	46	30	5,000	21	ND	No free product or sheen
	04/13/05		13.61	31.04	0.81	6.5	200	120	4,000	29	ND	No free product or sheen
	08/10/05		14.82	29.83	2.0	6.5	74	72	6,600	29	ND	No free product or sheen
	11/05/05		15.20	29.45	3.0	9.7	17	56	6,000	5.5	ND	No free product or sheen
	01/30/06		13.97	30.68	1.8	3.9	61	29	3,800	16	ND	No free product or sheen
	04/28/06		13.22	31.43	3.1	7.0	210	120	5,800	38	8.4 ^c	No free product or sheen
	08/15/06		14.63	30.02	1.7	4.2	22	40	5,400	42	7.3 ^c	No free product or sheen
	10/26/06		15.49	29.16	0.71	2.2	4.8	25	5,000	24	5.0 ^c	No free product or sheen
	02/02/07		15.60	29.05	0.72	2.3	7.4	15	4,900	21	ND	No free product or sheen
	04/30/07		15.30	29.35	<0.5	2.2	7.6	16	4,300	13	ND	No free product or sheen

TABLE 1
GROUND WATER MONITORING DATA

Tesoro Station No. 67107
Former Beacon Station No. 3721
44 Lewelling Boulevard
San Lorenzo, California

Monitoring Well	Date	Top of Riser Elevation (ft)	Depth to Water (ft)	Ground Water Elevation (ft)	Benzene (µg/L)	Toluene (µg/L)	Ethyl-benzene (µg/L)	Total Xylenes (µg/L)	TPH as gasoline (µg/L)	MTBE (µg/L)	Oxygenates (µg/L)	Comments
MW-11	02/18/92	45.00	17.00	28.00	<0.5	<0.5	<0.5	<0.5	2,400	NA	NA	
	05/14/92		19.02	25.98	<0.5	1.9	1.3	0.7	1,600	NA	NA	
	08/27/92		21.13	23.87	15	2	0.6	1.2	2,100	NA	NA	
	11/19/92		17.91	27.09	<0.5	<0.5	<0.5	<0.5	490	NA	NA	
	02/03/92		17.91	27.09	<0.5	<0.5	0.55	<0.5	500	NA	NA	
	06/23/93		18.14	26.86	<0.5	<0.5	<0.5	<0.5	350	NA	NA	No free product or sheen
	09/22/93		19.63	25.37	<0.5	0.65	<0.5	0.71	200	NA	NA	No free product or sheen
	01/24/94		19.79	25.21	<0.5	<0.5	<0.5	<0.5	450	NA	NA	
	04/07/94		18.78	26.22	<0.5	<0.5	<0.5	<0.5	500	NA	NA	No free product or sheen
	06/07/94		18.88	26.12	<0.5	<0.5	<0.5	0.64	560	NA	NA	No free product or sheen
	09/28/94		20.45	24.55	<0.5	<0.5	<0.5	<0.5	600	NA	NA	No free product or sheen
	12/14/94		19.45	25.55	<0.5	<0.5	<0.5	<0.5	340	NA	NA	No free product or sheen
	03/15/95		17.32	27.68	<0.5	<0.5	<0.5	<0.5	340	NA	NA	No free product or sheen
	06/13/95		17.43	27.57	<0.5	<0.5	<0.5	<0.5	210 ^a	NA	NA	No free product or sheen
	09/28/95		18.67	26.33	4.1	0.5	<0.5	<0.5	93	NA	NA	No free product or sheen
	12/28/95		18.31	26.69	<0.5	<0.5	<0.5	<0.5	380 ^a	<5.0	NA	No free product or sheen
	03/12/96		15.89	29.11	<0.5	<0.5	<0.5	<0.5	110	<5.0	NA	No free product or sheen
	06/11/96		16.98	28.02	<0.5	<0.5	<0.5	<0.5	400 ^a	<5.0	NA	No free product or sheen
	10/02/96		18.20	26.80	<0.5	<0.5	<0.5	<0.5	<50	<5.0	NA	No free product or sheen
	01/28/97		12.53	32.47	<0.5	<0.5	<0.5	<0.5	110 ^a	<5.0	NA	No free product or sheen
	05/20/97		17.36	27.64	<0.5	<0.5	<0.5	<0.5	330	<5.0	NA	No free product or sheen
	08/18/97		18.84	26.16	<0.5	<0.5	<0.5	<0.5	<50	<5.0	NA	No free product or sheen
	09/29/97		NM	NC	NS	NS	NS	NS	NS	NS	NS	Not measured
	11/05/97		NM	NC	NS	NS	NS	NS	NS	NS	NS	Not measured
	03/31/98		15.39	29.61	<0.5	2.8	12	16	460	<5.0	NA	No free product or sheen
	05/26/98		16.25	28.75	NS	NS	NS	NS	NS	NS	NS	No free product or sheen
	05/28/98		NM	NC	14	24	88	75	1,100	24	NA	No free product or sheen
	08/19/98		17.30	27.70	16	9.6	69	17	1,200	6	NA	No free product or sheen
	11/17/98		18.05	26.95	15	4.4	14	<0.5	580	21	NA	No free product or sheen

TABLE 1

GROUND WATER MONITORING DATA

Tesoro Station No. 67107
Former Beacon Station No. 3721
44 Lewelling Boulevard
San Lorenzo, California

Monitoring Well	Date	Top of Riser Elevation (ft)	Depth to Water (ft)	Ground Water Elevation (ft)	Benzene (µg/L)	Toluene (µg/L)	Ethyl-benzene (µg/L)	Total Xylenes (µg/L)	TPH as gasoline (µg/L)	MTBE (µg/L)	Oxygenates (µg/L)	Comments
MW-11	02/18/99	45.00	16.87	28.13	8.0	<0.5	1.4	<0.5	390	44	NA	No free product or sheen
(Cont.)	06/24/99		17.50	27.50	4.6	<0.5	0.66	<0.5	610	59	NA	No free product or sheen
	08/30/99		18.19	26.81	NS	NS	NS	NS	NS	NS	NS	Not sampled
	11/09/99		18.64	26.36	0.87	<0.5	<0.5	<0.5	250	66	NA	No free product or sheen
	03/22/00		16.52	28.48	<0.5	<0.5	<0.5	<0.5	330	100	NA	No free product or sheen
	06/12/00		17.44	27.56	<0.5	<0.5	<0.5	<0.5	52	49	NA	No free product or sheen
	11/15/00		19.07	25.93	<0.5	<0.5	<0.5	<0.5	<50	1.8	NA	
	02/26/01		17.80	27.20	NS	NS	NS	NS	NS	NS	NS	Not Sampled
	05/21/01		18.23	26.77	<0.5	<0.5	<0.5	<0.5	<50	30	NA	No free product or sheen
	09/05/01		19.21	25.79	NS	NS	NS	NS	NS	NS	NS	Not Sampled
	11/07/01		19.80	25.20	<0.5	<0.5	<0.5	<0.5	360	330	NA	No free product or sheen
	02/11/02	47.36	17.40	29.96	NS	NS	NS	NS	NS	NS	NS	Not Sampled
	06/03/02		18.30	29.06	<0.5	<0.5	<0.5	<0.5	120	220	13 ^c	No free product or sheen
	08/06/02		18.80	28.56	NS	NS	NS	NS	NS	NS	NS	Not Sampled
	11/14/02		18.94	28.42	<1.0	<1.0	<1.0	<1.0	240	380	ND	No free product or sheen
	02/20/03		17.46	29.90	NS	NS	NS	NS	NS	NS	NS	Not Sampled
	05/15/03		17.64	29.72	<0.5	<0.5	<0.5	<0.5	160	170	ND	No free product or sheen
	07/31/03		18.81	28.55	NS	NS	NS	NS	NS	NS	NS	Not Sampled
	10/28/03		19.20	28.16	<0.5	<0.5	<0.5	<0.5	<50	35	ND	No free product or sheen
	02/28/04		17.33	30.03	<0.5	<0.5	<0.5	<0.5	360	140	ND	No free product or sheen
	04/16/04		17.67	29.69	<0.5	<0.5	<0.5	<0.5	440	110	ND	No free product or sheen
	07/16/04		18.01	29.35	<0.5	<0.5	<0.5	<0.5	<50	10	ND	No free product or sheen
	11/13/04		18.19	29.17	<0.5	<0.5	<0.5	<0.5	230	49	ND	No free product or sheen
	02/04/05		17.47	29.89	<0.5	<0.5	<0.5	<0.5	<50	7.0	ND	No free product or sheen
	04/13/05		16.81	30.55	<0.5	<0.5	<0.5	<0.5	<50	12	ND	No free product or sheen
	08/10/05		17.74	29.62	NS	NS	NS	NS	NS	NS	NS	Not Accessible
	11/05/05		18.14	29.22	<0.5	0.71	<0.5	1.6	310	4.8	ND	No free product or sheen
	01/30/06		17.11	30.25	<0.5	<0.5	<0.5	<0.5	<50	1.0	ND	No free product or sheen
	04/28/06		16.49	30.87	<0.5	<0.5	<0.5	<0.5	<50	1.8	ND	No free product or sheen
	08/15/06		17.61	29.75	<0.5	<0.5	<0.5	<0.5	65	9.1	ND	No free product or sheen
	10/26/06		18.32	29.04	<0.5	<0.5	<0.5	<0.5	<50	2.3	ND	No free product or sheen
	02/02/07		18.50	28.86	<0.5	<0.5	<0.5	0.72	930	27	ND	No free product or sheen
	04/30/07		18.17	29.19	<0.5	0.58	<0.5	0.64	740	28	ND	No free product or sheen

TABLE 1

GROUND WATER MONITORING DATA

Tesoro Station No. 67107
 Former Beacon Station No. 3721
 44 Lewelling Boulevard
 San Lorenzo, California

Monitoring Well	Date	Top of Riser Elevation (ft)	Depth to Water (ft)	Ground Water Elevation (ft)	Benzene (µg/L)	Toluene (µg/L)	Ethyl-benzene (µg/L)	Total Xylenes (µg/L)	TPH as gasoline (µg/L)	MTBE (µg/L)	Oxygenates (µg/L)	Comments
RW-1	05/14/92	43.17	16.88	26.29	NS	NS	NS	NS	NS	NS	NS	
	05/15/92		NM	NC	270	62	29	140	790	NA	NA	
	08/27/92		19.05	24.12	1,300	200	68	810	24,000	NA	NA	
	11/19/92		21.11	22.07	NS	NS	NS	NS	NS	NS	NS	
	02/03/92		15.48	27.69	71	35	22	110	620	NA	NA	
	06/23/93		28.25	14.92	30	33	9.8	35	220	NA	NA	No free product or sheen
	09/22/93		17.83	25.34	800	400	170	910	4,100	NA	NA	No free product or sheen
	01/24/94		24.00	19.17	33	6	6.9	23	190	NA	NA	
	04/07/94		16.05	27.12	110	57	32	260	1,500	NA	NA	No free product or sheen
	06/07/94		16.00	27.17	130	51	45	180	1,700	NA	NA	No free product or sheen
	09/28/94		18.35	24.82	54	9.2	12	29	350	NA	NA	No free product or sheen
	12/14/94		19.50	23.67	6.8	2.1	1.2	3.4	79	NA	NA	No free product or sheen
	03/15/95		17.00	26.17	NS	NS	NS	NS	NS	NS	NS	No free product or sheen
	04/10/95		NM	NC	54	11	11	69	410	NA	NA	Not measured
	06/13/95		14.95	28.22	1,600	780	340	1,400	8,200	NA	NA	No free product or sheen
	09/28/95		27.63	15.54	<0.5	<0.5	<0.5	<0.5	<50	NA	NA	No free product or sheen
	12/28/95		14.54	28.63	<0.5	<0.5	<0.5	<0.5	<50	<5.0	NA	No free product or sheen
	03/12/96		11.02	32.15	<0.5	<0.5	<0.5	<0.5	86	110	NA	No free product or sheen
	06/11/96		14.52	28.65	38	11	4.7	50	230	68	NA	No free product or sheen
	10/02/96		15.53	27.64	68	29	14	75	360	47	NA	No free product or sheen
	01/28/97		12.59	30.58	0.77	<0.5	<0.5	<0.5	<50	9	NA	No free product or sheen
	05/20/97		14.85	28.32	<0.5	<0.5	<0.5	<0.5	<50	32	NA	No free product or sheen
	08/18/97		16.19	26.98	25	<0.5	<0.5	3.6	220	170	NA	No free product or sheen
	09/29/97		NM	NC	240	2.8	51	55	900	230	NA	Not measured
	11/05/97		16.95	26.22	340	3.2	59	78	1,300	240/220 ^b	NA	No free product or sheen
	03/31/98		11.85	31.32	450	130	200	940	4,100	4,100	NA	No free product or sheen
	05/26/98		13.13	30.04	NS	NS	NS	NS	NS	NS	NS	No free product or sheen
	05/28/98		NM	NC	830	210	170	720	17,000	14,000	NA	No free product or sheen
	08/19/98		14.70	28.47	20	<2.5	7.1	15	540	2,100	NA	No free product or sheen

TABLE 1

GROUND WATER MONITORING DATA

Tesoro Station No. 67107
 Former Beacon Station No. 3721
 44 Lewelling Boulevard
 San Lorenzo, California

Monitoring Well	Date	Top of Riser Elevation (ft)	Depth to Water (ft)	Ground Water Elevation (ft)	Benzene (µg/L)	Toluene (µg/L)	Ethyl-benzene (µg/L)	Total Xylenes (µg/L)	TPH as gasoline (µg/L)	MTBE (µg/L)	Oxygenates (µg/L)	Comments	
RW-1 (cont)	11/17/98	43.17	15.54	27.63	7.8	<2.5	5.6	<2.5	630	730	NA	No free product or sheen	
	02/18/99		13.75	29.42	6.7	1.6	3.2	15	180	100	NA	No free product or sheen	
	06/24/99		14.96	28.21	<0.5	<0.5	<0.5	<0.5	<50	42	NA	No free product or sheen	
	08/30/99		15.75	27.42	<0.5	<0.5	<0.5	<0.5	<50	79	NA	No free product or sheen	
	11/09/99		17.45	25.72	<0.5	<0.5	<0.5	<0.5	<50	78	NA	No free product or sheen	
	03/22/00		13.51	29.66	1.2	<0.5	<0.5	<0.5	<50	17	NA	No free product or sheen	
	06/12/00		13.65	29.52	<0.5	<0.5	<0.5	1.0	<50	40	NA	No free product or sheen	
	11/15/00		29.45	13.72	<0.5	<0.5	<0.5	<0.5	<50	290	NA	No free product or sheen	
	02/26/01		28.40	14.77	<0.5	<0.5	<0.5	<0.5	<50	360	NA	No free product or sheen	
	05/21/01		43.17	27.81	4.1	1.6	1.8	23	100	170	NA	No free product or sheen	
	09/05/01		26.90	16.27	33	<0.5	<0.5	<0.5	73	310	NA	No free product or sheen	
	11/07/01		28.41	14.76	<0.5	<0.5	<0.5	<0.5	<50	240	NA	No free product or sheen	
	02/11/02		45.47	27.61	17.86	<0.5	<0.5	<0.5	<0.5	<50	21	NA	No free product or sheen
	06/03/02			26.90	18.57	<0.5	<0.5	<0.5	<0.5	<50	160	7.7 ^c	No free product or sheen
	08/06/02			25.56	19.91	<0.5	<0.5	<0.5	<0.5	<50	190	6.0 ^c	No free product or sheen
	11/14/02	24.83		20.64	<0.5	<0.5	<0.5	<0.5	<50	170	ND	No free product or sheen	
	02/20/03	23.56		21.91	<0.5	<0.5	<0.5	<0.5	<50	120	ND	No free product or sheen	
	05/15/03	22.80		22.67	<0.5	<0.5	<0.5	<0.5	<50	110	ND	No free product or sheen	
	07/31/03	21.71		23.76	<0.5	<0.5	<0.5	<0.5	<50	99	ND	No free product or sheen	
	10/28/03	22.07		23.40	<0.5	<0.5	<0.5	<0.5	<50	88	ND	No free product or sheen	
	02/28/04	19.32		26.15	1.3	<0.5	<0.5	<0.5	<50	52	ND	No free product or sheen	
	04/16/04	23.95		21.52	<0.5	<0.5	<0.5	<0.5	<50	57	ND	No free product or sheen	
	07/16/04	30.04		15.43	0.72	<0.5	<0.5	<0.5	<50	100	7.2 ^c	No free product or sheen	
	11/13/04	15.63		29.84	1.0	<0.5	<0.5	<0.5	<50	71	ND	No free product or sheen	
	02/04/05	18.57		26.90	<0.5	<0.5	<0.5	<0.5	<50	45	ND	No free product or sheen	
	04/13/05	24.21		21.26	1.1	<0.5	<0.5	<0.5	<50	52	12 ^c	No free product or sheen	
	08/10/05	33.59		11.88	<0.5	<0.5	<0.5	<0.5	<50	29	ND	No free product or sheen	
	11/05/05	25.63	19.84	<0.5	<0.5	<0.5	<0.5	<50	27	ND	No free product or sheen		
	01/30/06	24.39	21.08	0.61	<0.5	<0.5	<0.5	1.3	<50	23	ND	No free product or sheen	
	04/28/06	16.32	29.15	0.69	<0.5	<0.5	<0.5	1.6	<50	16	ND	No free product or sheen	
08/15/06	34.04	11.43	<0.5	<0.5	<0.5	<0.5	<50	18	ND	No free product or sheen			
10/26/06	25.48	19.99	<0.5	<0.5	<0.5	<0.5	<50	16	ND	No free product or sheen			
02/02/07	16.62	28.85	<0.5	<0.5	<0.5	<0.5	<50	12	ND	No free product or sheen			
04/30/07		Dry	NC	<0.5	<0.5	<0.5	<0.5	<50	8.5	ND	No free product or sheen		

TABLE 1
GROUND WATER MONITORING DATA

Tesoro Station No. 67107
Former Beacon Station No. 3721
44 Lewelling Boulevard
San Lorenzo, California

Monitoring Well	Date	Top of Riser Elevation (ft)	Depth to Water (ft)	Ground Water Elevation (ft)	Benzene (µg/L)	Toluene (µg/L)	Ethyl-benzene (µg/L)	Total Xylenes (µg/L)	TPH as gasoline (µg/L)	MTBE (µg/L)	Oxygenates (µg/L)	Comments
RW-2	11/13/04		16.17	NC	<0.5	<0.5	45	70	4,200	29	ND	No free product or sheen
	02/04/05		15.44	NC	<0.5	<0.5	24	24	2,900	41	ND	No free product or sheen
	04/13/05		14.54	NC	<0.5	<0.5	8.6	9.9	1,400	39	ND	No free product or sheen
	08/10/05		15.93	NC	<0.5	<0.5	26	33	2,900	29	ND	No free product or sheen
	11/05/05		16.36	NC	<0.5	<0.5	16	19	2,400	12	ND	No free product or sheen
	01/30/06		14.83	NC	<0.5	<0.5	4.6	5.3	1,200	17	ND	No free product or sheen
	04/28/06		13.93	NC	<0.5	<0.5	12	15	1,200	19	ND	No free product or sheen
	08/15/06		15.67	NC	<0.5	<0.5	6.7	7.0	1,200	18	ND	No free product or sheen
	10/26/06		23.50	22.00	<0.5	<0.5	0.81	7.5	760	7.6	ND	No free product or sheen
	02/02/07		14.27	27.73	<0.5	<0.5	0.75	1.3	1,100	2.3	ND	No free product or sheen
	04/30/07		18.35	26.65	190	13	230	230	3,300	32	18 ^c	No free product or sheen
DW-15800*	01/14/03	NM	NM	NC	<0.5	<0.5	<0.5	<0.5	<50	0.81	ND	No free product or sheen
	03/20/03	NM	NM	NC	<0.5	<0.5	<0.5	<0.5	<50	<0.5	ND	No free product or sheen
	09/19/06	NM	NM	NC	NS	NS	NS	NS	NS	NS	NS	Pump Broken
	02/05/07	NM	NM	NC	<0.5	<0.5	<0.5	<0.5	<50	<0.5	ND	No free product or sheen
	05/29/07	NM	NM	NC	<0.5	<0.5	<0.5	<0.5	<50	<0.5	ND	No free product or sheen
DW-15808*	01/14/03	NM	NM	NC	<0.5	<0.5	<0.5	<0.5	<50	<0.5	ND	No free product or sheen
	03/20/03	NM	NM	NC	<0.5	<0.5	<0.5	<0.5	<50	<0.5	ND	No free product or sheen
	09/19/06	NM	NM	NC	<0.5	<0.5	<0.5	<0.5	<50	<0.5	ND	No free product or sheen
	02/05/07	NM	NM	NC	<0.5	<0.5	<0.5	<0.5	<50	<0.5	ND	No free product or sheen
	05/29/07	NM	NM	NC	<0.5	<0.5	<0.5	<0.5	<50	<0.5	ND	No free product or sheen

TABLE 1
GROUND WATER MONITORING DATA

Tesoro Station No. 67107
Former Beacon Station No. 3721
44 Lewelling Boulevard
San Lorenzo, California

Monitoring Well	Date	Top of Riser Elevation (ft)	Depth to Water (ft)	Ground Water Elevation (ft)	Benzene (µg/L)	Toluene (µg/L)	Ethyl-benzene (µg/L)	Total Xylenes (µg/L)	TPH as gasoline (µg/L)	MTBE (µg/L)	Oxygenates (µg/L)	Comments
DW-246 *	09/19/06	NM	NM	NC	<0.5	<0.5	<0.5	<0.5	<50	<0.5	ND	No free product or sheen
	02/05/07	NM	NM	NC	<0.5	<0.5	<0.5	<0.5	<50	<0.5	7.0 ^e **	No free product or sheen
	02/21/07	NM	NM	NC	<0.5	<0.5	<0.5	<0.5	<50	<0.5	ND	No free product or sheen
	05/29/07	NM	NM	NC	<0.5	<0.5	<0.5	<0.5	<50	<0.5	ND	No free product or sheen

^a Product is not typical gasoline.

^b MTBE by EPA Method 8020/EPA Method 8260.

^c Constituents by EPA Method 8260.

^d Oxygenates = diisopropyl ether, ethyl-t-butyl ether, tert-amyl methyl ether, tert-butanol, methanol, and ethanol.

^e Tert-Butanol

^f Tert-amly methyl ether

* = Domestic Water Wells (used as irrigation wells) Located at 15800 & 15808 Via Cordoba and 246 Peach Drive, San Lorenzo, CA.

** = Property owner had the RDM technician sample a faucet plumbed to city water. RDM re-sampled the 246 Peach Well on 2-21-07.

Top of Riser Elevations = Elevations surveyed relative to mean sea level.

TPH = Total petroleum hydrocarbons.

MTBE = Methyl tertiary butyl ether.

µg/L = Micrograms per liter.

NS = Not sampled.

NM = Not measured.

NC = Not calculated.

NA = Not analyzed.

Note: Aegis Environmental, Inc. collected data prior to June 23, 1993.

TABLE 2

MNA MONITORING DATA

Tesoro Station No. 67107
 Former Beacon Station No. 3721
 44 Lewelling Boulevard
 San Lorenzo, California

Monitoring Well	Date	pH	D.O. (ppm)	ORP	Specific Conductivity	Temperature	Dissolved CO ₂ (ppm)	Ferrous Iron (Fe ⁺²)	Total Alkalinity (ppm)	Total Organic Carbon (ppm)	Total Iron (ppm)
MW-1	08/15/06	7.00	1.43	-68	603	71.4	27	0.0	290	2.8	5.69
		6.99	1.34	-72	646	72.1		0.0			
		7.02	1.28	-68	696	72.2		0.0			
		7.04	1.30	-77	702	72.0		0.0			
	10/26/06	6.99	1.22	-141	658	73.4	32	1.2	310	3.1	7.97
		6.98	1.24	-151	658	73.7		1.2			
		7.00	1.25	-145	711	72.0		1.2			
	02/02/07	6.96	2.58	-102	642	66.9	37	1.0	284	6.6	4.33
		7.00	2.63	-141	660	66.7		1.0			
		6.92	2.38	-140	645	66.5		1.0			
	04/30/07	7.03	1.01	48	596	66.9	48	1.2	288	3.3	0.541
		6.62	1.08	46	599	66.8		1.2			
6.82		1.11	46	599	66.8		1.2				
MW-2	08/15/06	6.87	1.98	44	577	72.2	36	0.0	250	2.2	0.141
		6.83	1.87	49	587	71.7		0.0			
		6.87	2.03	51	631	71.5		0.0			
	10/26/06	6.91	0.24	-69	605	74.7	40	0.4	266	2.3	0.205
		6.87	0.23	-70	625	73.7		0.4			
		6.88	0.19	-70	649	73.6		0.4			
	02/02/07	6.90	2.68	56	588	67.6	48	0.0	242	2.6	<0.10
		6.31	2.31	68	599	64.3		0.0			
		6.63	1.50	54	675	64.2		0.0			
		6.79	1.96	47	648	66.4		0.0			
		6.70	2.65	64	6.42	66.8		0.0			
	04/30/07	7.57	0.57	43	532	68.2	41	0.0	258	2.6	<0.10
		7.14	0.60	42	528	68.1		0.0			
		7.07	0.56	40	528	68.1		0.0			

TABLE 2

MNA MONITORING DATA

Tesoro Station No. 67107
Former Beacon Station No. 3721
44 Lewelling Boulevard
San Lorenzo, California

Monitoring Well	Date	pH	D.O. (ppm)	ORP	Specific Conductivity	Temperature	Dissolved CO ₂ (ppm)	Ferrous Iron (Fe ²⁺)	Total Alkalinity (ppm)	Total Organic Carbon (ppm)	Total Iron (ppm)	
MW-3R	08/15/06	6.78	0.48	-130	934	78.3	75	1.8	480	6.9	2.79	
		6.84	0.51	-126	917	71.0		2.2				
		6.87	0.41	-124	887	71.9		2.0				
	10/26/06	NM	NM	NM	NM	NM	58	NM	432	4.2	1.52	New Pump Well
	02/02/07	6.82	2.33	-154	890	68.2	69	1.8	420	5.3	1.33	
		6.91	2.32	-160	895	68.5		1.8				
		6.85	2.32	-164	901	69.1		1.8				
	04/30/07	NM	NM	NM	NM	NM	90	NM	456	4.5	2.76	
	MW-4	08/15/06	6.74	3.86	23	700	70.8	48	0.0	240	2.3	<0.10
6.73			1.36	20	713	71.2		0.0				
6.74			1.42	29	717	70.9		0.0				
6.73			1.27	26	718	70.8		0.0				
10/26/06		6.81	1.43	40	594	68.8	48	0.0	268	2.5	2.72	
		6.89	1.48	39	582	68.7		0.0				
		6.95	1.42	40	573	68.6		0.0				
02/02/07		6.58	4.01	-110	771	63.5	54	0.0	260	3	<0.10	
		6.57	4.22	-112	791	64.0		0.0				
		6.56	3.71	-116	7.85	65.0		0.0				
04/30/07		7.44	1.95	-132	616	67.7	52	0.0	256	2.6	<0.10	
		7.06	1.87	-147	638	67.0		0.0				
	7.12	1.91	-142	640	69.6		0.0					
MW-7	04/30/07	7.37	1.28	-109	760	56.0	82	0.0	448	3.5	<0.10	
		7.35	1.19	-107	695	55.7		0.0				
		7.11	1.17	-112	723	55.7		0.0				
MW-8	04/30/07	7.96	0.87	-116	522	66.3	42	0.0	260	2.8	<0.10	
		8.04	0.82	-117	521	66.3		0.0				
		7.32	0.86	-115	523	66.2		0.0				
MW-9	04/30/07	7.43	1.78	30	639	66.0	32	0.0	266	2.4	<0.10	
		7.30	1.73	31	631	65.3		0.0				
		7.23	1.69	28	622	65.1		0.0				

TABLE 2

MNA MONITORING DATA

Tesoro Station No. 67107
 Former Beacon Station No. 3721
 44 Lewelling Boulevard
 San Lorenzo, California

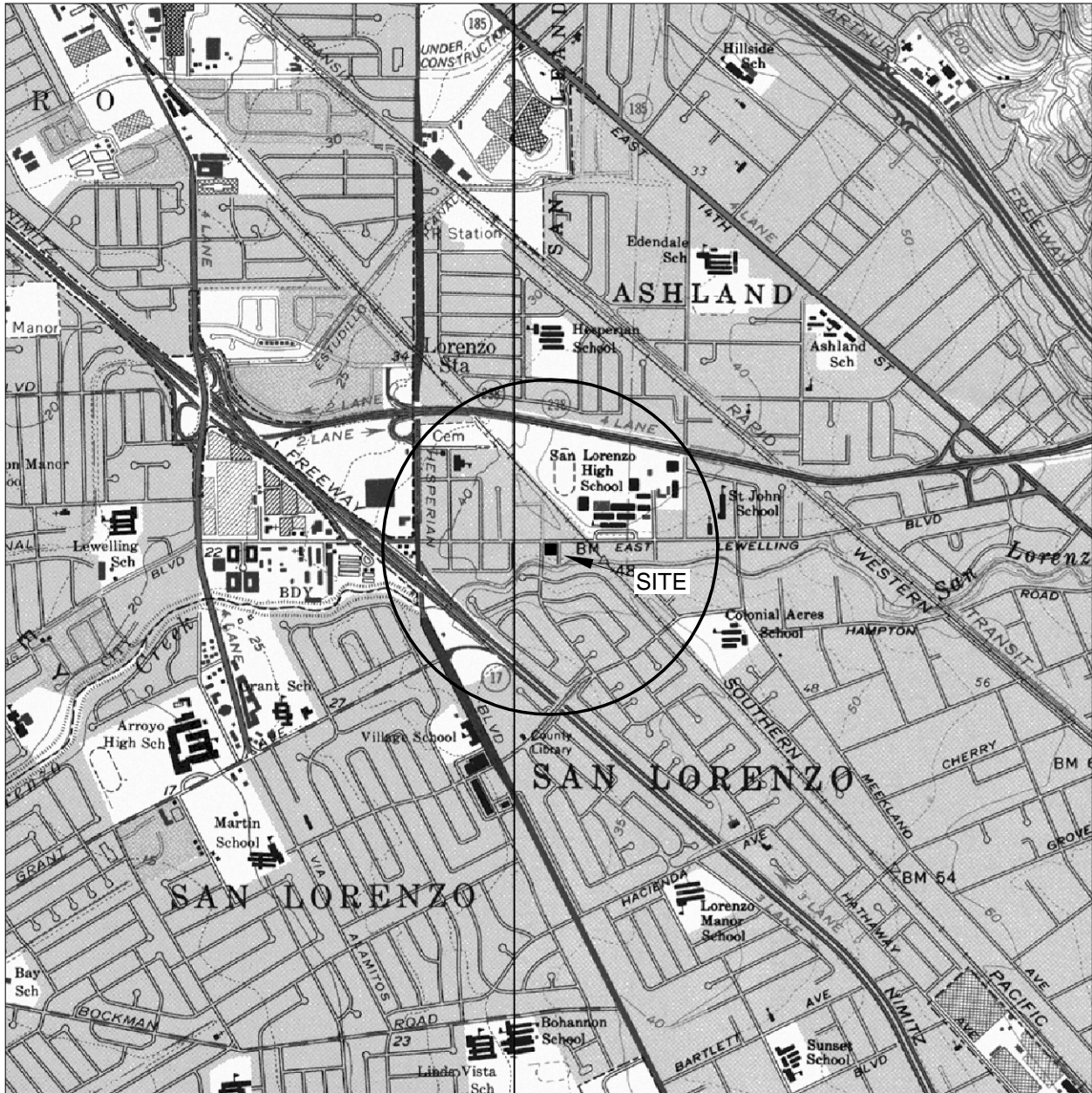
Monitoring Well	Date	pH	D.O. (ppm)	ORP	Specific Conductivity	Temperature	Dissolved CO ₂ (ppm)	Ferrous Iron (Fe ²⁺)	Total Alkalinity (ppm)	Total Organic Carbon (ppm)	Total Iron (ppm)
MW-10	08/15/06	6.84	1.18	-59	908	72.7	95	0.0	480	4.7	1.63
		6.83	1.25	-64	906	72.9		1.6			
		6.82	1.28	-62	910	72.4		1.6			
	10/26/06	7.01	1.27	-182	797	71.6	84	0.8	418	4.6	1.36
		6.93	1.25	-183	803	73.3		0.8			
		6.90	1.23	-185	812	74.1		0.8			
	02/02/07	7.02	2.42	-146	716	66.6	64	1.4	362	4.6	0.907
		6.93	2.79	-143	721	66.7		1.4			
		6.57	2.68	-141	740	64.7		1.4			
04/30/07	7.97	0.97	-83	640	67.3	49	1.4	372	4.1	0.864	
	7.33	0.94	-86	640	67.1		1.4				
	7.24	0.95	-85	640	66.6		1.4				
MW-11	08/15/06	6.75	1.13	-89	883	68.6	60	1.0	290	2.5	0.306
		6.74	1.08	-97	819	68.4		1.0			
		6.75	1.10	-92	805	69.7		1.0			
	10/26/06	6.83	1.14	-162	837	72.6	59	1.2	296	2.6	0.523
		6.81	1.07	-165	8.33	71.9		1.2			
		6.78	1.06	-166	8.29	72.1		1.2			
	02/02/07	6.64	2.52	-82	753	63.9	37	0.4	416	3.4	0.758
		6.65	2.44	-120	807	64.6		0.4			
		6.68	2.54	-104	797	64.6		0.4			
04/30/07	7.17	1.78	-19	749	66.6	64	1.4	436	4.2	0.528	
	6.75	1.81	-20	756	66.7		1.4				
	6.70	1.89	-22	756	66.9		1.4				

TABLE 2
MNA MONITORING DATA

Tesoro Station No. 67107
Former Beacon Station No. 3721
44 Lewelling Boulevard
San Lorenzo, California

Monitoring Well	Date	pH	D.O. (ppm)	ORP	Specific Conductivity	Temperature	Dissolved CO ₂ (ppm)	Ferrous Iron (Fe ⁺²)	Total Alkalinity (ppm)	Total Organic Carbon (ppm)	Total Iron (ppm)	
RW-1	08/15/06	7.07	1.31	73	860	69.1	37	0.0	370	2.4	2.38	
		7.08	1.45	71	853	69.5		0.4				
		7.06	1.49	43	861	69.6		0.0				
	10/26/06	NM	NM	NM	NM	NM	39	NM	362	2.1	<0.10	Pump Well
	02/02/07	6.99	2.38	60	781	68.2	33	0.4	340	2.8	<0.10	
		7.01	2.26	56	788	68.4		0.4				
		7.02	2.28	62	7.69	68.7		0.4				
	04/30/07	NM	NM	NM	NM	NM	26	NM	356	2.5	1.38	
	RW-2	08/15/06	7.04	0.98	-50	824	70.0	31	0.6	370	2.9	22.9
7.05			0.89	-55	810	71.8		0.6				
7.14			0.91	-52	800	70.3		0.6				
10/26/06		NM	NM	NM	NM	NM	27	NM	350	2.6	0.195	New Pump Well
02/02/07		7.01	1.95	-114	799	68.9	28	0.6	328	3.8	0.327	
		7.05	1.96	-112	801	68.1		0.6				
		7.06	1.92	-117	800	67.9		0.6				
04/30/07		NM	NM	NM	NM	NM	39	NM	436	3.8	3.17	

D.O. = Dissolved Oxygen
ORP = Oxygen Reduction Potential
ppm = parts per million



T.3 S.

R.2 W.

GENERAL NOTES:
 BASE MAP FROM U.S.G.S.
 HAYWARD, CA.
 7.5 MINUTE TOPOGRAPHIC
 PHOTOREVISED 1980



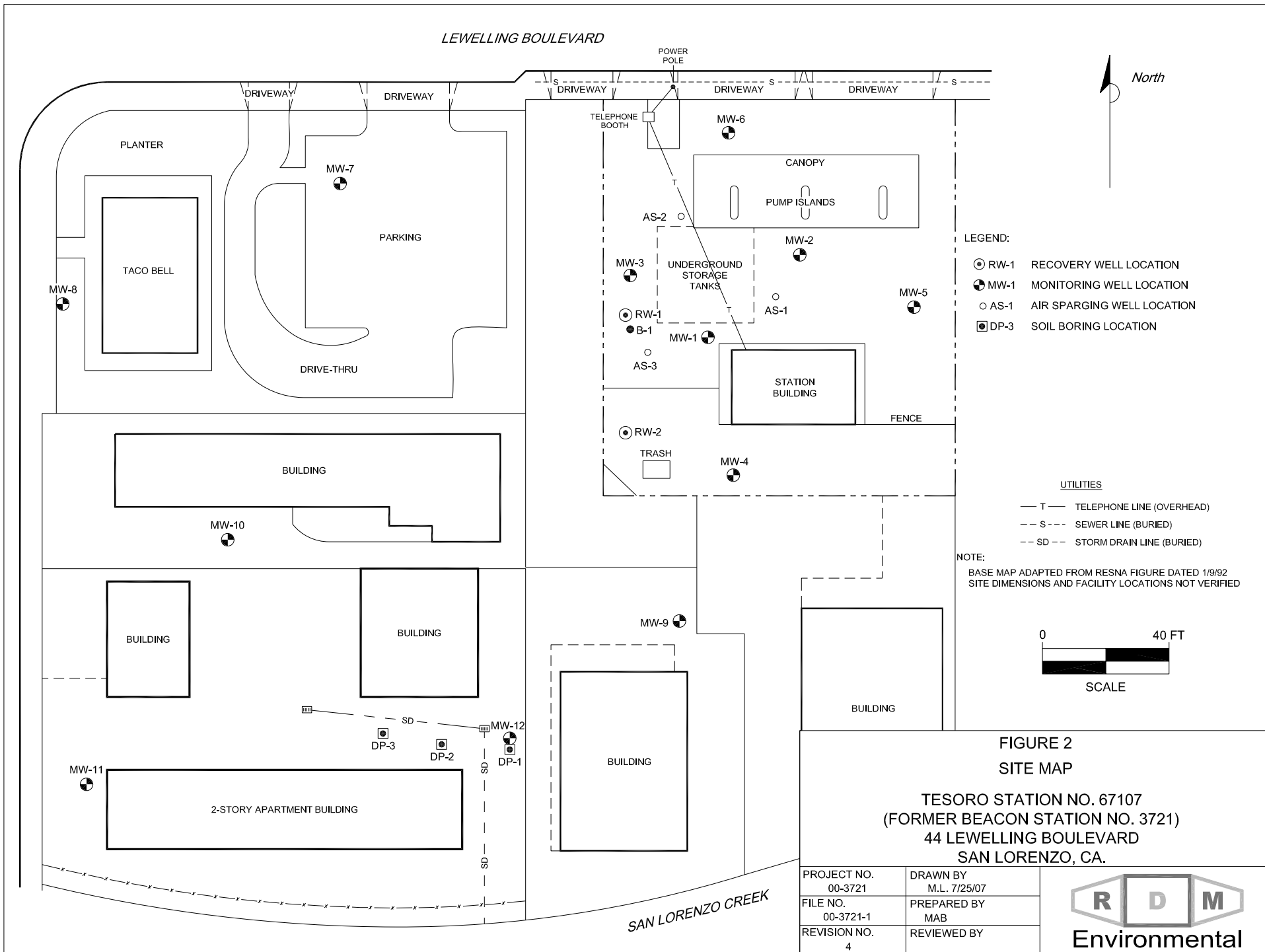
QUADRANGLE LOCATION



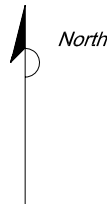
FIGURE 1
 SITE LOCATION MAP
 TESORO STATION NO. 67107
 (FORMER BEACON STATION NO. 3721)
 44 LEWELLING BOULEVARD
 SAN LORENZO, CA.

PROJECT NO. 00-3721	DRAWN BY M.L. 12/15/00
FILE NO. 00-3721-1A	PREPARED BY RDM
REVISION NO. 1	REVIEWED BY





LEWELLING BOULEVARD



- LEGEND:
- ⊙ RW-1 RECOVERY WELL LOCATION
 - ⊕ MW-1 MONITORING WELL LOCATION
 - AS-1 AIR SPARGING WELL LOCATION
 - ⊠ DP-3 SOIL BORING LOCATION

UTILITIES

- T — TELEPHONE LINE (OVERHEAD)
- - S - - SEWER LINE (BURIED)
- - SD - - STORM DRAIN LINE (BURIED)

NOTE:
BASE MAP ADAPTED FROM RESNA FIGURE DATED 1/9/92
SITE DIMENSIONS AND FACILITY LOCATIONS NOT VERIFIED

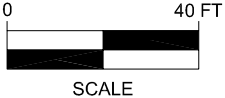


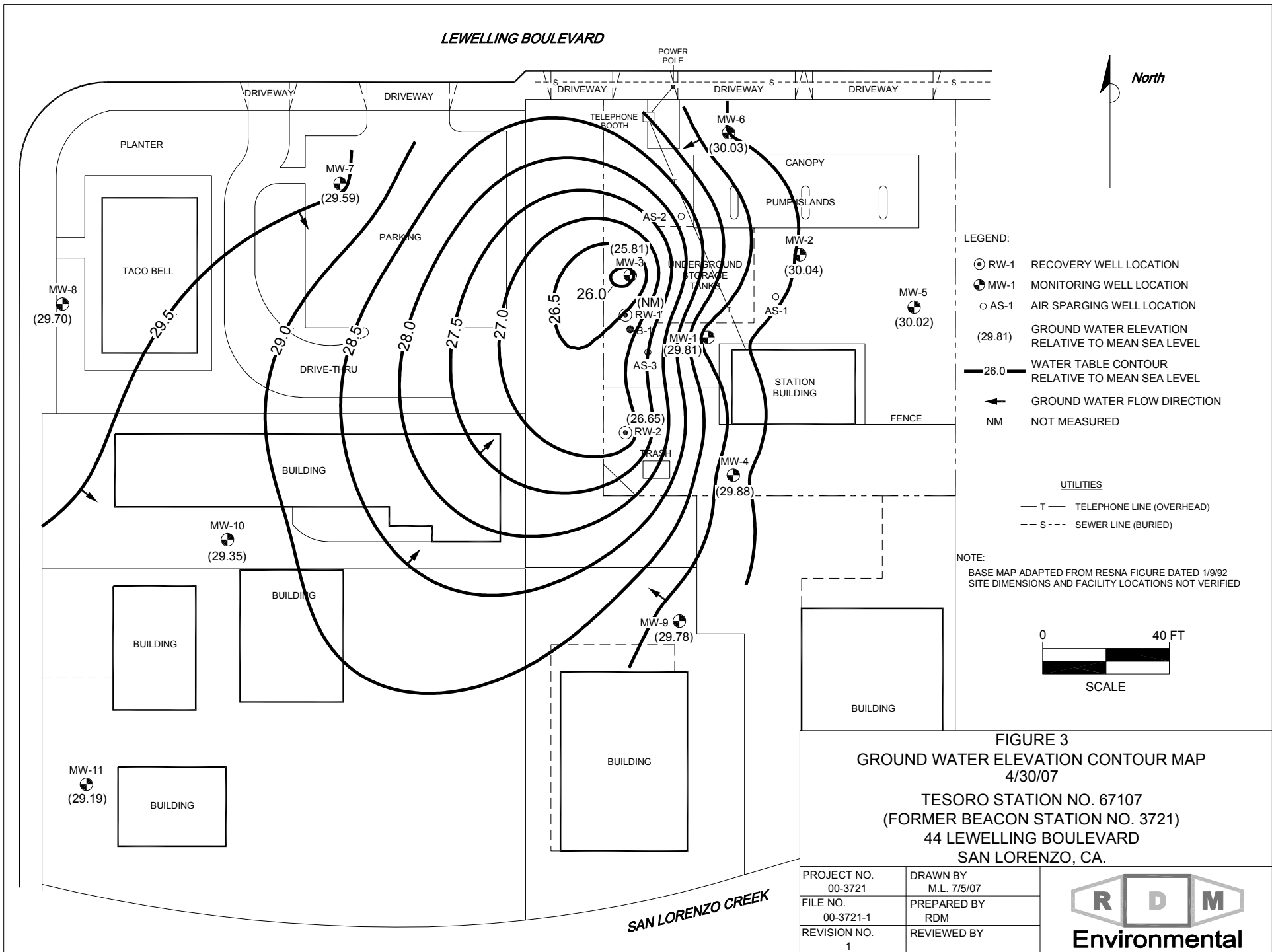
FIGURE 2
SITE MAP

TESORO STATION NO. 67107
(FORMER BEACON STATION NO. 3721)
44 LEWELLING BOULEVARD
SAN LORENZO, CA.

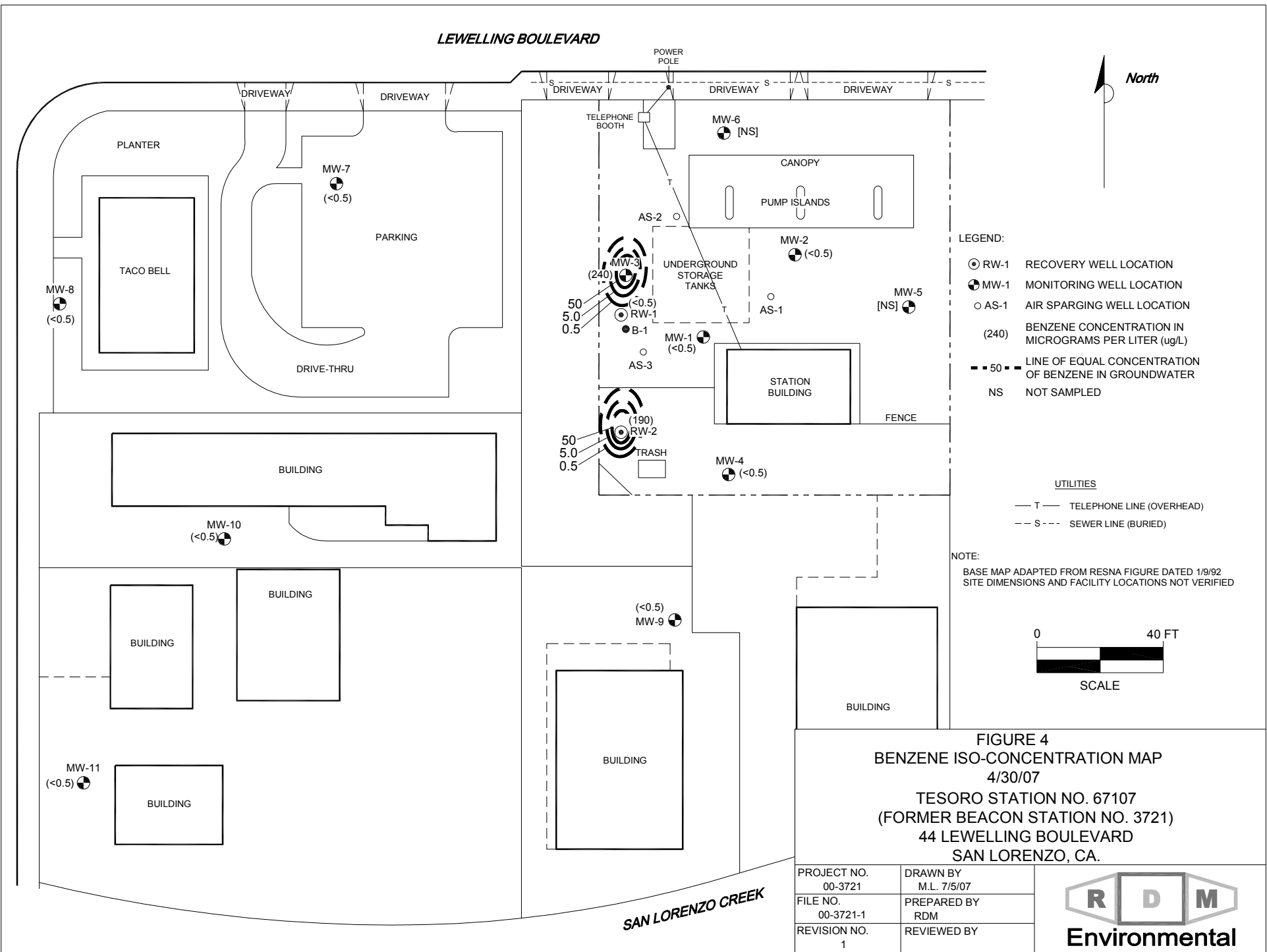

PROJECT NO. 00-3721	DRAWN BY M.L. 7/25/07
FILE NO. 00-3721-1	PREPARED BY MAB
REVISION NO. 4	REVIEWED BY



SAN LORENZO CREEK



LEWELLING BOULEVARD



LEGEND:

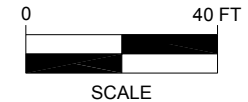
- ⊙ RW-1 RECOVERY WELL LOCATION
- ⊕ MW-1 MONITORING WELL LOCATION
- AS-1 AIR SPARGING WELL LOCATION
- (240) BENZENE CONCENTRATION IN MICROGRAMS PER LITER (ug/L)
- - - 50 - - - LINE OF EQUAL CONCENTRATION OF BENZENE IN GROUNDWATER
- NS NOT SAMPLED

UTILITIES

- T — TELEPHONE LINE (OVERHEAD)
- - - S - - - SEWER LINE (BURIED)

NOTE:

BASE MAP ADAPTED FROM RESNA FIGURE DATED 1/9/92
SITE DIMENSIONS AND FACILITY LOCATIONS NOT VERIFIED

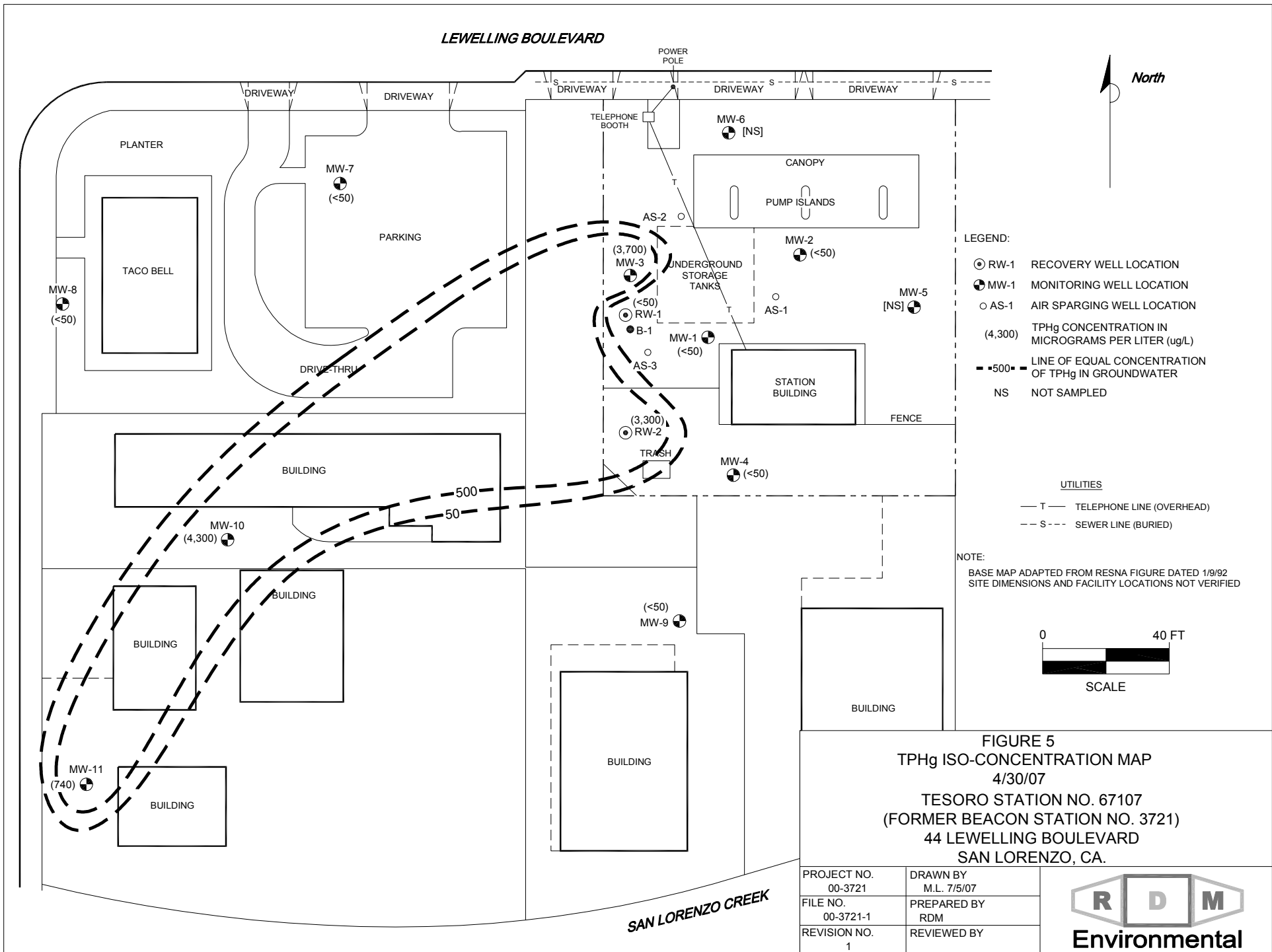


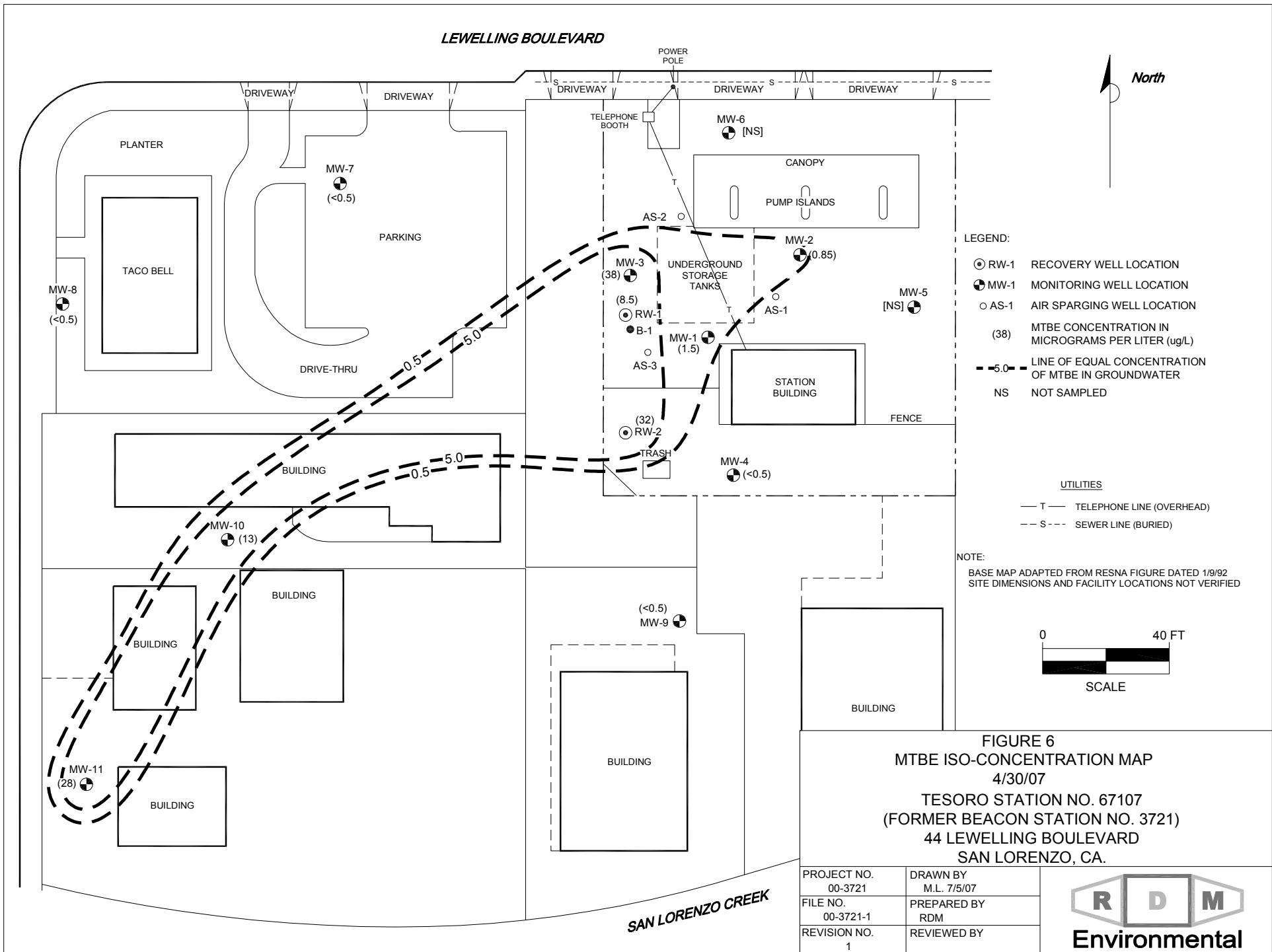
**FIGURE 4
BENZENE ISO-CONCENTRATION MAP
4/30/07
TESORO STATION NO. 67107
(FORMER BEACON STATION NO. 3721)
44 LEWELLING BOULEVARD
SAN LORENZO, CA.**

PROJECT NO. 00-3721	DRAWN BY M.L. 7/5/07
FILE NO. 00-3721-1	PREPARED BY RDM
REVISION NO. 1	REVIEWED BY

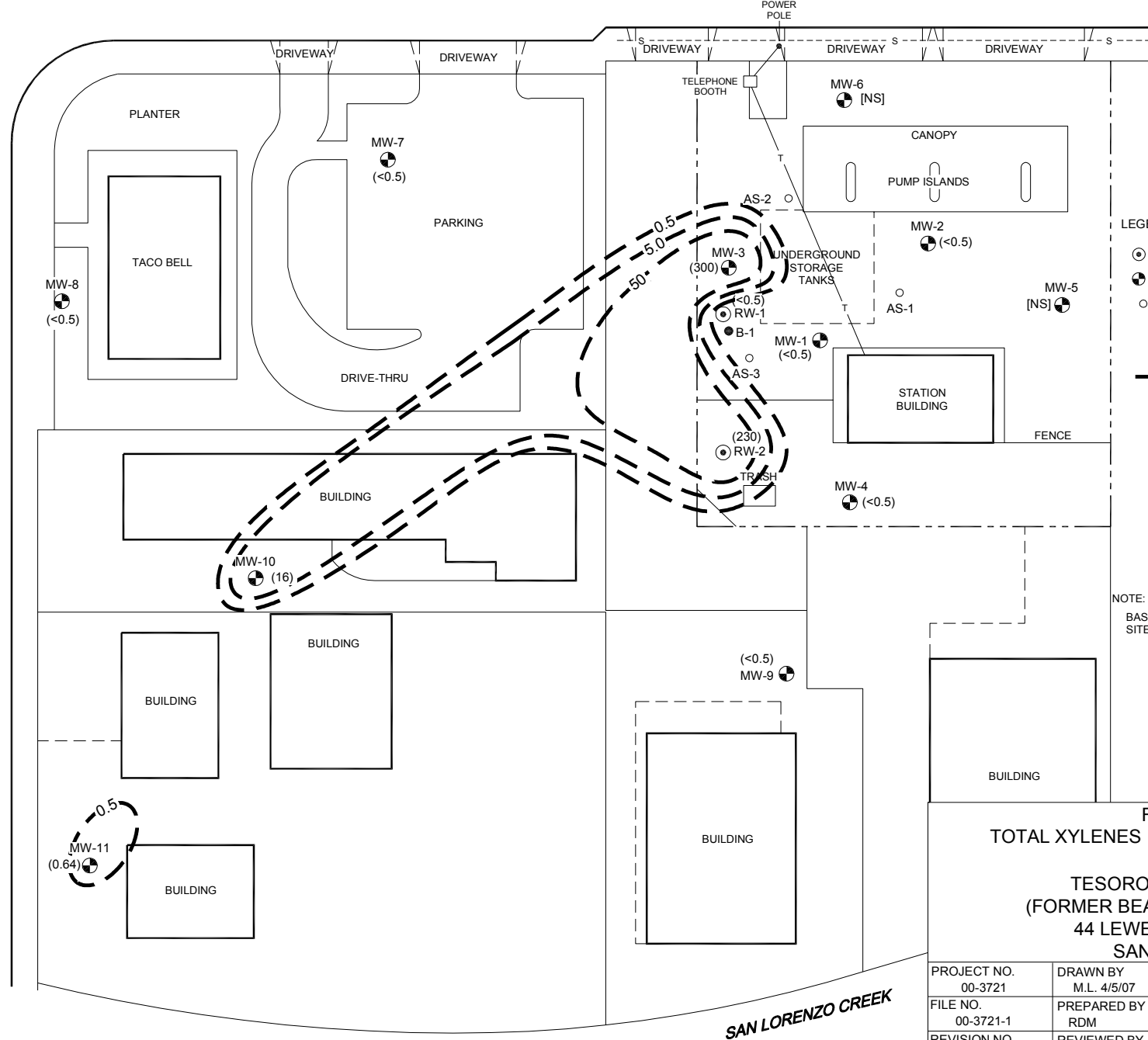



SAN LORENZO CREEK





LEWELLING BOULEVARD



LEGEND:

- RW-1 RECOVERY WELL LOCATION
- MW-1 MONITORING WELL LOCATION
- AS-1 AIR SPARGING WELL LOCATION
- (300) TOTAL XYLENES CONCENTRATION IN MICROGRAMS PER LITER (ug/L)
- 50— LINE OF EQUAL CONCENTRATION OF TOTAL XYLENES IN GROUNDWATER
- NS NOT SAMPLED

UTILITIES

- T — TELEPHONE LINE (OVERHEAD)
- - - S - - - SEWER LINE (BURIED)

NOTE:

BASE MAP ADAPTED FROM RESNA FIGURE DATED 1/9/92
SITE DIMENSIONS AND FACILITY LOCATIONS NOT VERIFIED

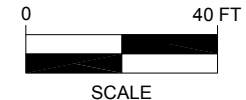


FIGURE 7
TOTAL XYLENES ISO-CONCENTRATION MAP
4/30/07
TESORO STATION NO. 67107
(FORMER BEACON STATION NO. 3721)
44 LEWELLING BOULEVARD
SAN LORENZO, CA.

PROJECT NO. 00-3721	DRAWN BY M.L. 4/5/07
FILE NO. 00-3721-1	PREPARED BY RDM
REVISION NO. 1	REVIEWED BY



SAN LORENZO CREEK

Appendix A

Ground Water Sampling Data Sheets –
Quarterly Ground Water Sampling

Client: <u>Tesoro</u>	Sample Data: <u>4/30/2007</u>						
Site: <u>Tesor Station 67107</u>	Project Number: <u>02-67107</u>						
<u>44 Lowellling Blvd, San Lorenzo, CA</u>	Well Designation: <u>mw-1</u>						
Signature: <u>[Signature]</u>							
Well Box Condition/Traffic							
Traffic Control <input checked="" type="radio"/> Yes <input type="radio"/> No	Time: <u>0531</u> hours						
Standing water <input type="radio"/> Yes <input checked="" type="radio"/> No	above or below casing						
Top of well level <input checked="" type="radio"/> Yes <input type="radio"/> No	Remark: _____						
Well cap & locked <input checked="" type="radio"/> Yes <input type="radio"/> No	Remark: _____						
Height of Riser <u>6'</u>							
Well Box 8" <input checked="" type="radio"/> 24" _____	Type of well box <u>Not Marked</u>						
Purging/Sampling Equipment							
Purging -							
2" Disposable Bailer _____	Submersible Pump _____						
2" PVC Bailer _____	Dedicated Bailer _____						
4" PVC Bailer _____	Centrifugal Pump _____						
	<u>Peristaltic pump</u> <input checked="" type="checkbox"/>						
Sampling -							
Disposable Bailer _____	Teflon Bailer _____	Disposable Tubing <input checked="" type="checkbox"/>					
Well Purging							
Well Diameter: 2" <input checked="" type="checkbox"/> _____	4" _____	6" _____	8" _____				
Purge Vol. Multiplier 0.16	0.65	1.47	2.61				
Initial Measurement _____	Recharge Measurement _____	Calculated Purge <u>8.39</u>					
Time: <u>0531</u>	Time: _____	Actual Purge <u>1.50</u>					
Depth of Well <u>33.64</u>	Depth to Water _____						
Depth to Water <u>16.17</u>							
Sample							
Start Purge <u>1059</u>	Sample Time <u>1115</u>						
Time	Temperature	pH	E.C.	D.O.	ORP	Fe+2	Volume
<u>1103</u>	<u>66.9</u>	<u>7.03</u>	<u>596</u>	<u>1.01</u>	<u>46</u>	<u>1.2</u>	
<u>1107</u>	<u>66.8</u>	<u>6.62</u>	<u>599</u>	<u>1.08</u>	<u>46</u>	<u>1.2</u>	
<u>1111</u>	<u>66.8</u>	<u>6.82</u>	<u>599</u>	<u>1.11</u>	<u>46</u>	<u>1.2</u>	
Sample Appearance <u>Clear</u>	Lock <u>ok</u>						
Equipment Replacement							
Lock <u>ok</u>	Well Cap <u>ok</u>	Bolts <u>ok</u>	Box <u>ok</u>				
Remarks:							

Client: <u>Tesoro</u>	Sample Data: <u>4/30/2007</u>
Site: <u>Tesor Station 67107</u>	Project Number: <u>02-67107</u>
<u>44 Lewelling Blvd, San Lorenzo, CA</u>	Well Designation: <u>MW-2</u>
Signature: <u>[Signature]</u>	

Well Box Condition/Traffic

Traffic Control	<input checked="" type="radio"/> Yes <input type="radio"/> No	Time: <u>0930</u> hours
Standing water	<input type="radio"/> Yes <input checked="" type="radio"/> No	above or below casing
Top of well level	<input checked="" type="radio"/> Yes <input type="radio"/> No	Remark: _____
Well cap & locked	<input checked="" type="radio"/> Yes <input type="radio"/> No	Remark: _____
Height of Riser	<u>6'</u>	
Well Box	8" 12" <input checked="" type="radio"/> 24" Type of well box	<u>Not Marked</u>

Purging/Sampling Equipment

Purging -

2" Disposable Bailer	_____	Submersible Pump	_____
2" PVC Bailer	_____	Dedicated Bailer	_____
4" PVC Bailers	_____	Centrifugal Pump	_____
		<u>Peristaltic pump</u>	<u>X</u>

Sampling -

Disposable Bailer	_____	Teflon Bailer	_____	Disposable Tubing	<u>X</u>
-------------------	-------	---------------	-------	-------------------	----------

Well Purging

Well Diameter:	2" <input checked="" type="checkbox"/>	4" _____	6" _____	8" _____	
Purge Vol. Multiplier	0.16	0.65	1.47	2.61	
Initial Measurement	_____	Recharge Measurement	_____	Calculated Purge	<u>9.20</u>
Time:	<u>0930</u>	Time:	_____	Actual Purge	<u>1.50</u>
Depth of Well	<u>34.35</u>	Depth to Water	_____		
Depth to Water	<u>15.19</u>				

Sample

Start Purge 1038 Sample Time 1054

Time	Temperature	pH	E.C.	D.O.	ORP	Fe+2	Volume
<u>1042</u>	<u>66.2</u>	<u>7.57</u>	<u>532</u>	<u>0.57</u>	<u>43</u>	<u>Ø</u>	
<u>1046</u>	<u>66.1</u>	<u>7.14</u>	<u>526</u>	<u>0.60</u>	<u>42</u>	<u>Ø</u>	
<u>1050</u>	<u>66.1</u>	<u>7.07</u>	<u>524</u>	<u>0.56</u>	<u>40</u>	<u>Ø</u>	

Sample Appearance Clear Lock ok

Equipment Replacement

Lock ok Well Cap ok Bolts ok Box ok

Remarks:

Client: <u>Tesoro</u>	Sample Data: <u>4/30/2007</u>
Site: <u>Tesor Station 67107</u>	Project Number: <u>02-67107</u>
<u>44 Lowellling Blvd, San Lorenzo, CA</u>	Well Designation: <u>mw-4</u>
Signature: <u>[Signature]</u>	

Well Box Condition/Traffic

Traffic Control	Yes <input type="checkbox"/> No <input checked="" type="checkbox"/>	Time: <u>0526</u> hours
Standing water	<input checked="" type="checkbox"/> Yes <input type="checkbox"/> No	above or below casing
Top of well level	Yes <input type="checkbox"/> No <input checked="" type="checkbox"/>	Remark: _____
Well cap & locked	<input checked="" type="checkbox"/> Yes <input type="checkbox"/> No	Remark: _____
Height of Riser	<u>2"</u>	
Well Box	8" <input checked="" type="checkbox"/> 12" <input type="checkbox"/> 24" <input type="checkbox"/>	Type of well box: <u>Divers. Fixed Well Prod.</u>

Purging/Sampling Equipment

Purging -

2" Disposable Bailer	_____	Submersible Pump	_____
2" PVC Bailer	_____	Dedicated Bailer	_____
4" PVC Bailleurs	_____	Centrifugal Pump	_____
		<u>Peristaltic pump</u>	<u>X</u>

Sampling -

Disposable Bailer	_____	Teflon Bailer	_____	Disposable Tubing	<u>X</u>
-------------------	-------	---------------	-------	-------------------	----------

Well Purging

Well Diameter:	2" <u>X</u>	4" _____	6" _____	8" _____
Purge Vol. Multiplier	0.16	0.65	1.47	2.61
Initial Measurement	_____	Recharge Measurement	_____	Calculated Purge <u>3.53</u>
Time:	<u>0526</u>	Time:	_____	Actual Purge <u>1.50</u>
Depth of Well	<u>24.45</u>	Depth to Water	_____	
Depth to Water	<u>17.10</u>			

Sample

Start Purge	<u>0951</u>	Sample Time	<u>1006</u>
-------------	-------------	-------------	-------------

Time	Temperature	pH	E.C.	D.O.	ORP	Fe+2	Volume
0955	67.7	7.44	616	1.95	-132	0.0	
0959	67.0	7.00	636	1.87	-147	0.0	
1003	69.6	7.12	640	1.91	-142	0.0	

Sample Appearance	<u>clear</u>	Lock	<u>ok</u>
-------------------	--------------	------	-----------

Equipment Replacement

Lock	<u>ok</u>	Well Cap	<u>ok</u>	Bolts	<u>-2</u>	Box	<u>1.2 Broken</u>
------	-----------	----------	-----------	-------	-----------	-----	-------------------

Remarks: _____

Client: <u>Tesoro</u>	Sample Data: <u>4/30/2007</u>
Site: <u>Tesor Station 67107</u>	Project Number: <u>02-67107</u>
<u>44 Jewelling Blvd, San Lorenzo, CA</u>	Well Designation: <u>MW-7</u>
Signature: <u>[Signature]</u>	

Well Box Condition/Traffic

Traffic Control	<input checked="" type="radio"/> Yes <input type="radio"/> No	Time: <u>0823</u> hours
Standing water	Yes <input type="radio"/> No <input checked="" type="radio"/>	above or below casing
Top of well level	<input checked="" type="radio"/> Yes <input type="radio"/> No	Remark: _____
Well cap & locked	<input checked="" type="radio"/> Yes <input type="radio"/> No	Remark: _____
Height of Riser	<u>2"</u>	
Well Box	8" <input checked="" type="radio"/> 24"	Type of well box <u>Diversified well products</u>

Purging/Sampling Equipment

Purging -

2" Disposable Bailer	_____	Submersible Pump	_____
2" PVC Bailer	_____	Dedicated Bailer	_____
4" PVC Bailer	_____	Centrifugal Pump	_____
		<u>Peristaltic pump</u>	<u>X</u>

Sampling -

Disposable Bailer	_____	Teflon Bailer	_____	Disposable Tubing	<u>X</u>
-------------------	-------	---------------	-------	-------------------	----------

Well Purging

Well Diameter:	2" <u>X</u>	4" _____	6" _____	8" _____
Purge Vol. Multiplier	0.16	0.65	1.47	2.61
Initial Measurement		Recharge Measurement		Calculated Purge <u>4.76</u>
Time: <u>0823</u>		Time: _____		Actual Purge <u>1.50</u>
Depth of Well <u>24.17</u>		Depth to Water _____		
Depth to Water <u>14.26</u>				

Sample

Start Purge	<u>0900</u>	Sample Time	<u>0915</u>
-------------	-------------	-------------	-------------

Time	Temperature	pH	E.C.	D.O.	ORP	Fe+2	Volume
<u>0904</u>	<u>56.0</u>	<u>7.37</u>	<u>760</u>	<u>1.28</u>	<u>-109</u>	<u>Ø</u>	
<u>0908</u>	<u>55.7</u>	<u>7.35</u>	<u>695</u>	<u>1.19</u>	<u>-107</u>	<u>Ø</u>	
<u>0912</u>	<u>55.7</u>	<u>7.11</u>	<u>723</u>	<u>1.17</u>	<u>-112</u>	<u>Ø</u>	

Sample Appearance	<u>Clear</u>	Lock	<u>ok</u>
-------------------	--------------	------	-----------

Equipment Replacement

Lock	<u>ok</u>	Well Cap	<u>ok</u>	Bolts	<u>ok</u>	Box	<u>ok</u>
------	-----------	----------	-----------	-------	-----------	-----	-----------

Remarks: _____

Client: Tesoro Sample Data: 4/30/2007
 Site: Tesor Station 67107 Project Number: 02-67107
44 Lewelling Blvd, San Lorenzo, CA Well Designation: mw 26
 Signature: [Signature]

Well Box Condition/Traffic

Traffic Control Yes No Time: 0524 hours
 Standing water Yes No above or below casing
 Top of well level Yes No Remark:
 Well cap & locked Yes No Remark: MISSING LOCK
 Height of Riser 0
 Well Box 8" (12") 24" Type of well box Morrison Debris

Purging/Sampling Equipment

Purging -

2" Disposable Bailer _____ Submersible Pump _____
 2" PVC Bailer _____ Dedicated Bailer _____
 4" PVC Bailer _____ Centrifugal Pump _____
Peristaltic pump X

Sampling -

Disposable Bailer _____ Teflon Bailer _____ Disposable Tubing X

Well Purging

Well Diameter:	2" <u>X</u>	4" _____	6" _____	8" _____
Purge Vol. Multiplier	0.16	0.65	1.47	2.61
Initial Measurement		Recharge Measurement	Calculated Purge	<u>3.76</u>
Time: <u>0524</u>		Time: _____	Actual Purge	<u>1.50</u>
Depth of Well <u>22.99</u>		Depth to Water _____		
Depth to Water <u>15.15</u>				

Sample

Start Purge 0923 Sample Time 0939

Time	Temperature	pH	E.C.	D.O.	ORP	Fe+2	Volume
<u>0927</u>	<u>66.3</u>	<u>7.96</u>	<u>522</u>	<u>0.87</u>	<u>-116</u>	<u>0</u>	
<u>0931</u>	<u>66.3</u>	<u>8.04</u>	<u>521</u>	<u>0.82</u>	<u>-117</u>	<u>0</u>	
<u>0935</u>	<u>66.2</u>	<u>7.32</u>	<u>523</u>	<u>0.81</u>	<u>-115</u>	<u>0</u>	

Sample Appearance Clear Lock -1

Equipment Replacement

Lock -1 Well Cap OK Bolts -2 Box OK

Remarks:

Client: <u>Tesoro</u>	Sample Data: <u>4/30/2007</u>
Site: <u>Tesor Station 67107</u>	Project Number: <u>02-67107</u>
44, Lewelling Blvd, San Lorenzo, CA	
Well Designation: <u>mw-9</u>	
Signature: <u>[Signature]</u>	

Well Box Condition/Traffic

Traffic Control	<input checked="" type="radio"/> Yes <input type="radio"/> No	Time: <u>0828</u> hours
Standing water	<input checked="" type="radio"/> Yes <input type="radio"/> No	above or <input checked="" type="radio"/> below casing
Top of well level	<input checked="" type="radio"/> Yes <input type="radio"/> No	Remark: _____
Well cap & locked	<input checked="" type="radio"/> Yes <input type="radio"/> No	Remark: _____
Height of Riser	<u>2"</u>	
Well Box	8" <input checked="" type="radio"/> 12" <input type="radio"/> 24" <input type="radio"/>	Type of well box <u>Diversified Well Products</u>

Purging/Sampling Equipment

Purging -

2" Disposable Bailer	_____	Submersible Pump	_____
2" PVC Bailer	_____	Dedicated Bailer	_____
4" PVC Bailers	_____	Centrifugal Pump	_____
		<u>Peristaltic pump</u>	<u>X</u>

Sampling -

Disposable Bailer	_____	Teflon Bailer	_____	Disposable Tubing	<u>X</u>
-------------------	-------	---------------	-------	-------------------	----------

Well Purging

Well Diameter:	2" <u>X</u>	4" _____	6" _____	8" _____
Purge Vol. Multiplier	0.16	0.65	1.47	2.61
Initial Measurement	_____	Recharge Measurement	_____	Calculated Purge <u>2.92</u>
Time:	<u>0828</u>	Time:	_____	Actual Purge <u>1.50</u>
Depth of Well	<u>23.57</u>	Depth to Water	_____	
Depth to Water	<u>17.48</u>			

Sample

Start Purge 1015 Sample Time 1031

Time	Temperature	pH	E.C.	D.O.	ORP	Fe+2	Volume
<u>1019</u>	<u>66.0</u>	<u>7.43</u>	<u>639</u>	<u>1.74</u>	<u>30</u>	<u>Ø</u>	
<u>1023</u>	<u>65.3</u>	<u>7.30</u>	<u>631</u>	<u>1.73</u>	<u>31</u>	<u>Ø</u>	
<u>1027</u>	<u>65.1</u>	<u>7.23</u>	<u>622</u>	<u>1.69</u>	<u>28</u>	<u>Ø</u>	

Sample Appearance Clear. Lock ok

Equipment Replacement

Lock X Well Cap ok Bolts ok Box ok

Remarks:

Client: <u>Tesoro</u>	Sample Data: <u>4/30/2007</u>
Site: <u>Tesor Station 67107</u>	Project Number: <u>02-67107</u>
<u>44 Lewelling Blvd, San Lorenzo, CA</u>	Well Designation: <u>mw -10</u>
Signature: <u>[Signature]</u>	

Well Box Condition/Traffic

Traffic Control	<input checked="" type="radio"/> Yes <input type="radio"/> No	Time: <u>6:45</u> hours
Standing water	Yes <input type="radio"/> No <input checked="" type="radio"/>	above or below casing
Top of well level	<input checked="" type="radio"/> Yes <input type="radio"/> No	Remark: _____
Well cap & locked	<input checked="" type="radio"/> Yes <input type="radio"/> No	Remark: _____
Height of Riser	<u>1"</u>	
Well Box	<u>8" 12" 24"</u> Type of well box	<u>Mossman Debugger</u>

Purging/Sampling Equipment

Purging -

2" Disposable Bailer	_____	Submersible Pump	_____
2" PVC Bailer	_____	Dedicated Bailer	_____
4" PVC Bailer	_____	Centrifugal Pump	_____
		<u>Peristaltic pump</u>	<u>x</u>

Sampling -

Disposable Bailer	_____	Teflon Bailer	_____	Disposable Tubing	<u>x</u>
-------------------	-------	---------------	-------	-------------------	----------

Well Purging

Well Diameter:	2" <u>x</u>	4" _____	6" _____	8" _____	
Purge Vol. Multiplier	0.16	0.65	1.47	2.61	
Initial Measurement	_____	Recharge Measurement	_____	Calculated Purge	<u>6.77</u>
Time:	<u>6:45</u>	Time:	_____	Actual Purge	<u>1.50</u>
Depth of Well	<u>29.40</u>	Depth to Water	_____		
Depth to Water	<u>15.30</u>				

Sample

Start Purge	<u>1146</u>	Sample Time	<u>1202</u>
-------------	-------------	-------------	-------------

Time	Temperature	pH	E.C.	D.O.	ORP	Fe+2	Volume
<u>1150</u>	<u>67.3</u>	<u>7.97</u>	<u>640</u>	<u>0.97</u>	<u>-83</u>	<u>1.4</u>	
<u>1154</u>	<u>67.1</u>	<u>7.33</u>	<u>640</u>	<u>0.94</u>	<u>-86</u>	<u>1.4</u>	
<u>1158</u>	<u>66.6</u>	<u>7.24</u>	<u>640</u>	<u>0.95</u>	<u>-85</u>	<u>1.4</u>	

Sample Appearance: clear. Lock: ok

Equipment Replacement

Lock: ok Well Cap: ok Bolts: -2 Box: ok

Remarks:

Client: <u>Tesoro</u>	Sample Data: <u>4/30/2007</u>
Site: <u>Tesor Station 67107</u>	Project Number: <u>02-67107</u>
<u>44 Levealing Blvd, San Lorenzo, CA</u>	Well Designation: <u>MW-11</u>
Signature: <u>[Signature]</u>	

Well Box Condition/Traffic

Traffic Control	<input checked="" type="checkbox"/> Yes <input type="checkbox"/> No	Time: <u>0.688</u> hours
Standing water	<input type="checkbox"/> Yes <input checked="" type="checkbox"/> No	above or below casing
Top of well level	<input checked="" type="checkbox"/> Yes <input type="checkbox"/> No	Remark: _____
Well cap & locked	<input checked="" type="checkbox"/> Yes <input type="checkbox"/> No	Remark: _____
Height of Riser	<u>6"</u>	
Well Box <u>(8") 12" 24"</u>	Type of well box <u>Morrison Debruge</u>	

Purging/Sampling Equipment

Purging -

2" Disposable Bailer	_____	Submersible Pump	_____
2" PVC Bailer	_____	Dedicated Bailer	_____
4" PVC Bailers	_____	Centrifugal Pump	_____
		<u>Parastaltic pump</u>	<u>X</u>

Sampling -

Disposable Bailer	_____	Teflon Bailer	_____	Disposable Tubing	<u>X</u>
-------------------	-------	---------------	-------	-------------------	----------

Well Purging

Well Diameter:	2" <u>X</u>	4" _____	6" _____	8" _____
Purge Vol. Multiplier	0.16	0.65	1.47	2.61
Initial Measurement	_____	Recharge Measurement	_____	Calculated Purge <u>5.36</u>
Time: <u>05:38</u>	_____	Time: _____	_____	Actual Purge <u>1.50</u>
Depth of Well <u>29.34</u>	_____	Depth to Water	_____	
Depth to Water <u>6.17</u>	_____			

Sample

Start Purge 1122 Sample Time 1138

Time	Temperature	pH	E.C.	D.O.	ORP	Fe+2	Volume
<u>1126</u>	<u>66.6</u>	<u>7.17</u>	<u>749</u>	<u>1.74</u>	<u>-19</u>	<u>1.40</u>	
<u>1130</u>	<u>66.7</u>	<u>6.75</u>	<u>756</u>	<u>1.48</u>	<u>-20</u>	<u>1.40</u>	
<u>1134</u>	<u>66.9</u>	<u>6.70</u>	<u>756</u>	<u>1.59</u>	<u>-22</u>	<u>1.40</u>	

Sample Appearance Clear Lock ok

Equipment Replacement

Lock ok Well Cap ok Bolts ok Box ok

Remarks: _____

Appendix B

Official Laboratory Reports and Chain of Custody Records –
Quarterly Ground Water Samples



Report Number : 56221

Date : 5/7/2007

Richard Munsch
RDM Environmental
6280 Brookshire Drive
Rocklin, CA 95677

Subject : 11 Water Samples
Project Name : 67107
Project Number : 67107

Dear Mr. Munsch,

Chemical analysis of the samples referenced above has been completed. Summaries of the data are contained on the following pages. Sample(s) were received under documented chain-of-custody. US EPA protocols for sample storage and preservation were followed.

Kiff Analytical is certified by the State of California (# 2236). If you have any questions regarding procedures or results, please call me at 530-297-4800.

Sincerely,

A handwritten signature in black ink, appearing to read "Joel Kiff".

Joel Kiff



Report Number : 56221

Date : 5/7/2007

Project Name : 67107

Project Number : 67107

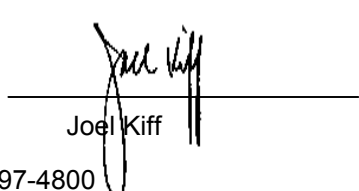
Sample : MW-1

Matrix : Water

Lab Number : 56221-01

Sample Date :4/30/2007

Parameter	Measured Value	Method Reporting Limit	Units	Analysis Method	Date Analyzed
Benzene	< 0.50	0.50	ug/L	EPA 8260B	5/3/2007
Toluene	< 0.50	0.50	ug/L	EPA 8260B	5/3/2007
Ethylbenzene	< 0.50	0.50	ug/L	EPA 8260B	5/3/2007
Total Xylenes	< 0.50	0.50	ug/L	EPA 8260B	5/3/2007
Methyl-t-butyl ether (MTBE)	1.5	0.50	ug/L	EPA 8260B	5/3/2007
Diisopropyl ether (DIPE)	< 0.50	0.50	ug/L	EPA 8260B	5/3/2007
Ethyl-t-butyl ether (ETBE)	< 0.50	0.50	ug/L	EPA 8260B	5/3/2007
Tert-amyl methyl ether (TAME)	< 0.50	0.50	ug/L	EPA 8260B	5/3/2007
Tert-Butanol	< 5.0	5.0	ug/L	EPA 8260B	5/3/2007
Methanol	< 50	50	ug/L	EPA 8260B	5/3/2007
Ethanol	< 5.0	5.0	ug/L	EPA 8260B	5/3/2007
TPH as Gasoline	< 50	50	ug/L	EPA 8260B	5/3/2007
Toluene - d8 (Surr)	100		% Recovery	EPA 8260B	5/3/2007
4-Bromofluorobenzene (Surr)	99.4		% Recovery	EPA 8260B	5/3/2007

Approved By:  Joel Kiff



Report Number : 56221

Date : 5/7/2007

Project Name : **67107**

Project Number : **67107**

Sample : **MW-2**

Matrix : Water

Lab Number : 56221-02

Sample Date :4/30/2007

Parameter	Measured Value	Method Reporting Limit	Units	Analysis Method	Date Analyzed
Benzene	< 0.50	0.50	ug/L	EPA 8260B	5/3/2007
Toluene	< 0.50	0.50	ug/L	EPA 8260B	5/3/2007
Ethylbenzene	< 0.50	0.50	ug/L	EPA 8260B	5/3/2007
Total Xylenes	< 0.50	0.50	ug/L	EPA 8260B	5/3/2007
Methyl-t-butyl ether (MTBE)	0.85	0.50	ug/L	EPA 8260B	5/3/2007
Diisopropyl ether (DIPE)	< 0.50	0.50	ug/L	EPA 8260B	5/3/2007
Ethyl-t-butyl ether (ETBE)	< 0.50	0.50	ug/L	EPA 8260B	5/3/2007
Tert-amyl methyl ether (TAME)	< 0.50	0.50	ug/L	EPA 8260B	5/3/2007
Tert-Butanol	< 5.0	5.0	ug/L	EPA 8260B	5/3/2007
Methanol	< 50	50	ug/L	EPA 8260B	5/3/2007
Ethanol	< 5.0	5.0	ug/L	EPA 8260B	5/3/2007
TPH as Gasoline	< 50	50	ug/L	EPA 8260B	5/3/2007
Toluene - d8 (Surr)	99.9		% Recovery	EPA 8260B	5/3/2007
4-Bromofluorobenzene (Surr)	98.4		% Recovery	EPA 8260B	5/3/2007

Approved By:

Joel Kiff



Report Number : 56221

Date : 5/7/2007

Project Name : **67107**

Project Number : **67107**

Sample : **MW-3R**

Matrix : Water

Lab Number : 56221-03

Sample Date :4/30/2007

Parameter	Measured Value	Method Reporting Limit	Units	Analysis Method	Date Analyzed
Benzene	240	0.50	ug/L	EPA 8260B	5/3/2007
Toluene	17	0.50	ug/L	EPA 8260B	5/3/2007
Ethylbenzene	280	0.50	ug/L	EPA 8260B	5/3/2007
Total Xylenes	300	0.50	ug/L	EPA 8260B	5/3/2007
Methyl-t-butyl ether (MTBE)	38	0.50	ug/L	EPA 8260B	5/3/2007
Diisopropyl ether (DIPE)	< 0.50	0.50	ug/L	EPA 8260B	5/3/2007
Ethyl-t-butyl ether (ETBE)	< 0.50	0.50	ug/L	EPA 8260B	5/3/2007
Tert-amyl methyl ether (TAME)	< 0.50	0.50	ug/L	EPA 8260B	5/3/2007
Tert-Butanol	22	5.0	ug/L	EPA 8260B	5/3/2007
Methanol	< 50	50	ug/L	EPA 8260B	5/3/2007
Ethanol	< 5.0	5.0	ug/L	EPA 8260B	5/3/2007
TPH as Gasoline	3700	50	ug/L	EPA 8260B	5/3/2007
Toluene - d8 (Surr)	98.9		% Recovery	EPA 8260B	5/3/2007
4-Bromofluorobenzene (Surr)	97.7		% Recovery	EPA 8260B	5/3/2007

Approved By:

Joel Kiff

Project Name : **67107**

Project Number : **67107**

Sample : **MW-4**

Matrix : Water

Lab Number : 56221-04

Sample Date :4/30/2007

Parameter	Measured Value	Method Reporting Limit	Units	Analysis Method	Date Analyzed
Benzene	< 0.50	0.50	ug/L	EPA 8260B	5/3/2007
Toluene	< 0.50	0.50	ug/L	EPA 8260B	5/3/2007
Ethylbenzene	< 0.50	0.50	ug/L	EPA 8260B	5/3/2007
Total Xylenes	< 0.50	0.50	ug/L	EPA 8260B	5/3/2007
Methyl-t-butyl ether (MTBE)	< 0.50	0.50	ug/L	EPA 8260B	5/3/2007
Diisopropyl ether (DIPE)	< 0.50	0.50	ug/L	EPA 8260B	5/3/2007
Ethyl-t-butyl ether (ETBE)	< 0.50	0.50	ug/L	EPA 8260B	5/3/2007
Tert-amyl methyl ether (TAME)	< 0.50	0.50	ug/L	EPA 8260B	5/3/2007
Tert-Butanol	< 5.0	5.0	ug/L	EPA 8260B	5/3/2007
Methanol	< 50	50	ug/L	EPA 8260B	5/3/2007
Ethanol	< 5.0	5.0	ug/L	EPA 8260B	5/3/2007
TPH as Gasoline	< 50	50	ug/L	EPA 8260B	5/3/2007
Toluene - d8 (Surr)	98.7		% Recovery	EPA 8260B	5/3/2007
4-Bromofluorobenzene (Surr)	99.8		% Recovery	EPA 8260B	5/3/2007

Approved By:

Joel Kiff



Report Number : 56221

Date : 5/7/2007

Project Name : 67107

Project Number : 67107

Sample : MW-7

Matrix : Water

Lab Number : 56221-05

Sample Date :4/30/2007

Parameter	Measured Value	Method Reporting Limit	Units	Analysis Method	Date Analyzed
Benzene	< 0.50	0.50	ug/L	EPA 8260B	5/3/2007
Toluene	< 0.50	0.50	ug/L	EPA 8260B	5/3/2007
Ethylbenzene	< 0.50	0.50	ug/L	EPA 8260B	5/3/2007
Total Xylenes	< 0.50	0.50	ug/L	EPA 8260B	5/3/2007
Methyl-t-butyl ether (MTBE)	< 0.50	0.50	ug/L	EPA 8260B	5/3/2007
Diisopropyl ether (DIPE)	< 0.50	0.50	ug/L	EPA 8260B	5/3/2007
Ethyl-t-butyl ether (ETBE)	< 0.50	0.50	ug/L	EPA 8260B	5/3/2007
Tert-amyl methyl ether (TAME)	< 0.50	0.50	ug/L	EPA 8260B	5/3/2007
Tert-Butanol	< 5.0	5.0	ug/L	EPA 8260B	5/3/2007
Methanol	< 50	50	ug/L	EPA 8260B	5/3/2007
Ethanol	< 5.0	5.0	ug/L	EPA 8260B	5/3/2007
TPH as Gasoline	< 50	50	ug/L	EPA 8260B	5/3/2007
Toluene - d8 (Surr)	100		% Recovery	EPA 8260B	5/3/2007
4-Bromofluorobenzene (Surr)	97.8		% Recovery	EPA 8260B	5/3/2007

Approved By:

Joel Kiff



Report Number : 56221

Date : 5/7/2007

Project Name : **67107**

Project Number : **67107**


Sample : **MW-8**

Matrix : Water

Lab Number : 56221-06

Sample Date :4/30/2007

Parameter	Measured Value	Method Reporting Limit	Units	Analysis Method	Date Analyzed
Benzene	< 0.50	0.50	ug/L	EPA 8260B	5/3/2007
Toluene	< 0.50	0.50	ug/L	EPA 8260B	5/3/2007
Ethylbenzene	< 0.50	0.50	ug/L	EPA 8260B	5/3/2007
Total Xylenes	< 0.50	0.50	ug/L	EPA 8260B	5/3/2007
Methyl-t-butyl ether (MTBE)	< 0.50	0.50	ug/L	EPA 8260B	5/3/2007
Diisopropyl ether (DIPE)	< 0.50	0.50	ug/L	EPA 8260B	5/3/2007
Ethyl-t-butyl ether (ETBE)	< 0.50	0.50	ug/L	EPA 8260B	5/3/2007
Tert-amyl methyl ether (TAME)	< 0.50	0.50	ug/L	EPA 8260B	5/3/2007
Tert-Butanol	< 5.0	5.0	ug/L	EPA 8260B	5/3/2007
Methanol	< 50	50	ug/L	EPA 8260B	5/3/2007
Ethanol	< 5.0	5.0	ug/L	EPA 8260B	5/3/2007
TPH as Gasoline	< 50	50	ug/L	EPA 8260B	5/3/2007
Toluene - d8 (Surr)	100		% Recovery	EPA 8260B	5/3/2007
4-Bromofluorobenzene (Surr)	99.5		% Recovery	EPA 8260B	5/3/2007

Approved By:  Joel Kiff



Report Number : 56221

Date : 5/7/2007

Project Name : 67107

Project Number : 67107

Sample : MW-9

Matrix : Water

Lab Number : 56221-07

Sample Date :4/30/2007

Parameter	Measured Value	Method Reporting Limit	Units	Analysis Method	Date Analyzed
Benzene	< 0.50	0.50	ug/L	EPA 8260B	5/3/2007
Toluene	< 0.50	0.50	ug/L	EPA 8260B	5/3/2007
Ethylbenzene	< 0.50	0.50	ug/L	EPA 8260B	5/3/2007
Total Xylenes	< 0.50	0.50	ug/L	EPA 8260B	5/3/2007
Methyl-t-butyl ether (MTBE)	< 0.50	0.50	ug/L	EPA 8260B	5/3/2007
Diisopropyl ether (DIPE)	< 0.50	0.50	ug/L	EPA 8260B	5/3/2007
Ethyl-t-butyl ether (ETBE)	< 0.50	0.50	ug/L	EPA 8260B	5/3/2007
Tert-amyl methyl ether (TAME)	< 0.50	0.50	ug/L	EPA 8260B	5/3/2007
Tert-Butanol	< 5.0	5.0	ug/L	EPA 8260B	5/3/2007
Methanol	< 50	50	ug/L	EPA 8260B	5/3/2007
Ethanol	< 5.0	5.0	ug/L	EPA 8260B	5/3/2007
TPH as Gasoline	< 50	50	ug/L	EPA 8260B	5/3/2007
Toluene - d8 (Surr)	100		% Recovery	EPA 8260B	5/3/2007
4-Bromofluorobenzene (Surr)	100		% Recovery	EPA 8260B	5/3/2007

Approved By:

Joel Kiff



Report Number : 56221

Date : 5/7/2007

Project Name : 67107

Project Number : 67107

Sample : MW-10

Matrix : Water

Lab Number : 56221-08

Sample Date :4/30/2007

Parameter	Measured Value	Method Reporting Limit	Units	Analysis Method	Date Analyzed
Benzene	< 0.50	0.50	ug/L	EPA 8260B	5/3/2007
Toluene	2.2	0.50	ug/L	EPA 8260B	5/3/2007
Ethylbenzene	7.6	0.50	ug/L	EPA 8260B	5/3/2007
Total Xylenes	16	0.50	ug/L	EPA 8260B	5/3/2007
Methyl-t-butyl ether (MTBE)	13	0.50	ug/L	EPA 8260B	5/3/2007
Diisopropyl ether (DIPE)	< 0.50	0.50	ug/L	EPA 8260B	5/3/2007
Ethyl-t-butyl ether (ETBE)	< 0.50	0.50	ug/L	EPA 8260B	5/3/2007
Tert-amyl methyl ether (TAME)	< 0.50	0.50	ug/L	EPA 8260B	5/3/2007
Tert-Butanol	< 5.0	5.0	ug/L	EPA 8260B	5/3/2007
Methanol	< 50	50	ug/L	EPA 8260B	5/3/2007
Ethanol	< 5.0	5.0	ug/L	EPA 8260B	5/3/2007
TPH as Gasoline	4300	50	ug/L	EPA 8260B	5/3/2007
Toluene - d8 (Surr)	96.8		% Recovery	EPA 8260B	5/3/2007
4-Bromofluorobenzene (Surr)	101		% Recovery	EPA 8260B	5/3/2007

Approved By:

Joel Kiff



Report Number : 56221

Date : 5/7/2007

Project Name : 67107

Project Number : 67107

Sample : MW-11

Matrix : Water

Lab Number : 56221-09

Sample Date :4/30/2007

Parameter	Measured Value	Method Reporting Limit	Units	Analysis Method	Date Analyzed
Benzene	< 0.50	0.50	ug/L	EPA 8260B	5/3/2007
Toluene	0.58	0.50	ug/L	EPA 8260B	5/3/2007
Ethylbenzene	< 0.50	0.50	ug/L	EPA 8260B	5/3/2007
Total Xylenes	0.64	0.50	ug/L	EPA 8260B	5/3/2007
Methyl-t-butyl ether (MTBE)	28	0.50	ug/L	EPA 8260B	5/3/2007
Diisopropyl ether (DIPE)	< 0.50	0.50	ug/L	EPA 8260B	5/3/2007
Ethyl-t-butyl ether (ETBE)	< 0.50	0.50	ug/L	EPA 8260B	5/3/2007
Tert-amyl methyl ether (TAME)	< 0.50	0.50	ug/L	EPA 8260B	5/3/2007
Tert-Butanol	< 5.0	5.0	ug/L	EPA 8260B	5/3/2007
Methanol	< 50	50	ug/L	EPA 8260B	5/3/2007
Ethanol	< 5.0	5.0	ug/L	EPA 8260B	5/3/2007
TPH as Gasoline	740	50	ug/L	EPA 8260B	5/3/2007
Toluene - d8 (Surr)	95.2		% Recovery	EPA 8260B	5/3/2007
4-Bromofluorobenzene (Surr)	101		% Recovery	EPA 8260B	5/3/2007

Approved By:

Joel Kiff

Project Name : **67107**

Project Number : **67107**

Sample : **RW-1**

Matrix : Water

Lab Number : 56221-10

Sample Date :4/30/2007

Parameter	Measured Value	Method Reporting Limit	Units	Analysis Method	Date Analyzed
Benzene	< 0.50	0.50	ug/L	EPA 8260B	5/3/2007
Toluene	< 0.50	0.50	ug/L	EPA 8260B	5/3/2007
Ethylbenzene	< 0.50	0.50	ug/L	EPA 8260B	5/3/2007
Total Xylenes	< 0.50	0.50	ug/L	EPA 8260B	5/3/2007
Methyl-t-butyl ether (MTBE)	8.5	0.50	ug/L	EPA 8260B	5/3/2007
Diisopropyl ether (DIPE)	< 0.50	0.50	ug/L	EPA 8260B	5/3/2007
Ethyl-t-butyl ether (ETBE)	< 0.50	0.50	ug/L	EPA 8260B	5/3/2007
Tert-amyl methyl ether (TAME)	< 0.50	0.50	ug/L	EPA 8260B	5/3/2007
Tert-Butanol	< 5.0	5.0	ug/L	EPA 8260B	5/3/2007
Methanol	< 50	50	ug/L	EPA 8260B	5/3/2007
Ethanol	< 5.0	5.0	ug/L	EPA 8260B	5/3/2007
TPH as Gasoline	< 50	50	ug/L	EPA 8260B	5/3/2007
Toluene - d8 (Surr)	100		% Recovery	EPA 8260B	5/3/2007
4-Bromofluorobenzene (Surr)	101		% Recovery	EPA 8260B	5/3/2007

Approved By:

Joel Kiff



Report Number : 56221

Date : 5/7/2007

Project Name : 67107

Project Number : 67107

Sample : RW-2

Matrix : Water

Lab Number : 56221-11

Sample Date :4/30/2007

Parameter	Measured Value	Method Reporting Limit	Units	Analysis Method	Date Analyzed
Benzene	190	0.50	ug/L	EPA 8260B	5/3/2007
Toluene	13	0.50	ug/L	EPA 8260B	5/3/2007
Ethylbenzene	230	0.50	ug/L	EPA 8260B	5/3/2007
Total Xylenes	230	0.50	ug/L	EPA 8260B	5/3/2007
Methyl-t-butyl ether (MTBE)	32	0.50	ug/L	EPA 8260B	5/3/2007
Diisopropyl ether (DIPE)	< 0.50	0.50	ug/L	EPA 8260B	5/3/2007
Ethyl-t-butyl ether (ETBE)	< 0.50	0.50	ug/L	EPA 8260B	5/3/2007
Tert-amyl methyl ether (TAME)	< 0.50	0.50	ug/L	EPA 8260B	5/3/2007
Tert-Butanol	18	5.0	ug/L	EPA 8260B	5/3/2007
Methanol	< 50	50	ug/L	EPA 8260B	5/3/2007
Ethanol	< 5.0	5.0	ug/L	EPA 8260B	5/3/2007
TPH as Gasoline	3300	50	ug/L	EPA 8260B	5/3/2007
Toluene - d8 (Surr)	100		% Recovery	EPA 8260B	5/3/2007
4-Bromofluorobenzene (Surr)	103		% Recovery	EPA 8260B	5/3/2007

Approved By:

Joel Kiff

QC Report : Method Blank Data

Project Name : **67107**

Project Number : **67107**

Parameter	Measured Value	Method Reporting Limit	Units	Analysis Method	Date Analyzed
Benzene	< 0.50	0.50	ug/L	EPA 8260B	5/3/2007
Toluene	< 0.50	0.50	ug/L	EPA 8260B	5/3/2007
Ethylbenzene	< 0.50	0.50	ug/L	EPA 8260B	5/3/2007
Total Xylenes	< 0.50	0.50	ug/L	EPA 8260B	5/3/2007
Methyl-t-butyl ether (MTBE)	< 0.50	0.50	ug/L	EPA 8260B	5/3/2007
Diisopropyl ether (DIPE)	< 0.50	0.50	ug/L	EPA 8260B	5/3/2007
Ethyl-t-butyl ether (ETBE)	< 0.50	0.50	ug/L	EPA 8260B	5/3/2007
Tert-amyl methyl ether (TAME)	< 0.50	0.50	ug/L	EPA 8260B	5/3/2007
Tert-Butanol	< 5.0	5.0	ug/L	EPA 8260B	5/3/2007
Methanol	< 50	50	ug/L	EPA 8260B	5/3/2007
Ethanol	< 5.0	5.0	ug/L	EPA 8260B	5/3/2007
TPH as Gasoline	< 50	50	ug/L	EPA 8260B	5/3/2007
Toluene - d8 (Surr)	98.6		%	EPA 8260B	5/3/2007
4-Bromofluorobenzene (Surr)	100		%	EPA 8260B	5/3/2007
Benzene	< 0.50	0.50	ug/L	EPA 8260B	5/3/2007
Toluene	< 0.50	0.50	ug/L	EPA 8260B	5/3/2007
Ethylbenzene	< 0.50	0.50	ug/L	EPA 8260B	5/3/2007
Total Xylenes	< 0.50	0.50	ug/L	EPA 8260B	5/3/2007
Methyl-t-butyl ether (MTBE)	< 0.50	0.50	ug/L	EPA 8260B	5/3/2007
Diisopropyl ether (DIPE)	< 0.50	0.50	ug/L	EPA 8260B	5/3/2007
Ethyl-t-butyl ether (ETBE)	< 0.50	0.50	ug/L	EPA 8260B	5/3/2007
Tert-amyl methyl ether (TAME)	< 0.50	0.50	ug/L	EPA 8260B	5/3/2007
Tert-Butanol	< 5.0	5.0	ug/L	EPA 8260B	5/3/2007
Methanol	< 50	50	ug/L	EPA 8260B	5/3/2007
Ethanol	< 5.0	5.0	ug/L	EPA 8260B	5/3/2007
TPH as Gasoline	< 50	50	ug/L	EPA 8260B	5/3/2007
Toluene - d8 (Surr)	99.7		%	EPA 8260B	5/3/2007
4-Bromofluorobenzene (Surr)	100		%	EPA 8260B	5/3/2007

Parameter	Measured Value	Method Reporting Limit	Units	Analysis Method	Date Analyzed
-----------	----------------	------------------------	-------	-----------------	---------------

Approved By:  _____
 Joel Kiff

QC Report : Matrix Spike/ Matrix Spike Duplicate

Project Name : **67107**

Project Number : **67107**

Parameter	Spiked Sample	Sample Value	Spike Level	Spike Dup. Level	Spiked Sample Value	Duplicate Spiked Sample Value	Units	Analysis Method	Date Analyzed	Spiked Sample Percent Recov.	Duplicate Spiked Sample Percent Recov.	Relative Percent Diff.	Spiked Sample Percent Recov. Limit	Relative Percent Diff. Limit
Benzene	56223-03	130	40.0	40.0	164	160	ug/L	EPA 8260B	5/3/07	89.6	79.7	11.7	70-130	25
Toluene	56223-03	5.4	40.0	40.0	45.8	44.7	ug/L	EPA 8260B	5/3/07	101	98.1	2.83	70-130	25
Tert-Butanol	56223-03	8.0	200	200	210	215	ug/L	EPA 8260B	5/3/07	101	103	2.59	70-130	25
Methyl-t-Butyl Ether	56223-03	4.0	40.0	40.0	42.6	43.8	ug/L	EPA 8260B	5/3/07	96.5	99.6	3.21	70-130	25
Benzene	56207-02	<0.50	40.0	40.0	40.4	39.2	ug/L	EPA 8260B	5/3/07	101	97.9	3.15	70-130	25
Toluene	56207-02	<0.50	40.0	40.0	40.4	39.2	ug/L	EPA 8260B	5/3/07	101	98.0	3.10	70-130	25
Tert-Butanol	56207-02	<5.0	200	200	194	198	ug/L	EPA 8260B	5/3/07	96.9	98.8	1.98	70-130	25
Methyl-t-Butyl Ether	56207-02	<0.50	40.0	40.0	43.4	43.5	ug/L	EPA 8260B	5/3/07	108	109	0.325	70-130	25



Approved By: Joel Kiff

KIFF ANALYTICAL, LLC

2795 2nd Street, Suite 300 Davis, CA 95618 530-297-4800

QC Report : Laboratory Control Sample (LCS)Project Name : **67107**Project Number : **67107**

Parameter	Spike Level	Units	Analysis Method	Date Analyzed	LCS Percent Recov.	LCS Percent Recov. Limit
Benzene	40.0	ug/L	EPA 8260B	5/3/07	103	70-130
Toluene	40.0	ug/L	EPA 8260B	5/3/07	104	70-130
Tert-Butanol	200	ug/L	EPA 8260B	5/3/07	105	70-130
Methyl-t-Butyl Ether	40.0	ug/L	EPA 8260B	5/3/07	91.0	70-130
Benzene	40.0	ug/L	EPA 8260B	5/3/07	99.9	70-130
Toluene	40.0	ug/L	EPA 8260B	5/3/07	101	70-130
Tert-Butanol	200	ug/L	EPA 8260B	5/3/07	98.7	70-130
Methyl-t-Butyl Ether	40.0	ug/L	EPA 8260B	5/3/07	96.6	70-130

KIFF ANALYTICAL, LLC

2795 2nd Street, Suite 300 Davis, CA 95618 530-297-4800

Approved By:

Joel Kiff





Analysis Summary

Report Number : 56221

Date : 5/7/2007

Attention : Richard Munsch
 RDM Environmental
 6280 Brookshire Drive
 Rocklin, CA 95677

Project Name :67107
 Project Number : 67107

Sample Name			MW-1		MW-2		MW-3R		MW-4		MW-7		MW-8		MW-9		MW-10	
Sample Date			4/30/2007		4/30/2007		4/30/2007		4/30/2007		4/30/2007		4/30/2007		4/30/2007		4/30/2007	
Analyte	Method	Units	MRL	Results	MRL	Results	MRL	Results	MRL	Results	MRL	Results	MRL	Results	MRL	Results	MRL	Results
Benzene	EPA 8260B	ug/L	0.50	ND	0.50	ND	0.50	240	0.50	ND	0.50	ND	0.50	ND	0.50	ND	0.50	ND
Toluene	EPA 8260B	ug/L	0.50	ND	0.50	ND	0.50	17	0.50	ND	0.50	ND	0.50	ND	0.50	ND	0.50	2.2
Ethylbenzene	EPA 8260B	ug/L	0.50	ND	0.50	ND	0.50	280	0.50	ND	0.50	ND	0.50	ND	0.50	ND	0.50	7.6
Total Xylenes	EPA 8260B	ug/L	0.50	ND	0.50	ND	0.50	300	0.50	ND	0.50	ND	0.50	ND	0.50	ND	0.50	16
Methyl-t-butyl ether (MTBE)	EPA 8260B	ug/L	0.50	1.5	0.50	0.85	0.50	38	0.50	ND	0.50	ND	0.50	ND	0.50	ND	0.50	13
Diisopropyl ether (DIPE)	EPA 8260B	ug/L	0.50	ND	0.50	ND	0.50	ND	0.50	ND	0.50	ND	0.50	ND	0.50	ND	0.50	ND
Ethyl-t-butyl ether (ETBE)	EPA 8260B	ug/L	0.50	ND	0.50	ND	0.50	ND	0.50	ND	0.50	ND	0.50	ND	0.50	ND	0.50	ND
Tert-amyl methyl ether (TAME)	EPA 8260B	ug/L	0.50	ND	0.50	ND	0.50	ND	0.50	ND	0.50	ND	0.50	ND	0.50	ND	0.50	ND
Tert-Butanol	EPA 8260B	ug/L	5.0	ND	5.0	ND	5.0	22	5.0	ND	5.0	ND	5.0	ND	5.0	ND	5.0	ND
Methanol	EPA 8260B	ug/L	50	ND	50	ND	50	ND	50	ND	50	ND	50	ND	50	ND	50	ND
Ethanol	EPA 8260B	ug/L	5.0	ND	5.0	ND	5.0	ND	5.0	ND	5.0	ND	5.0	ND	5.0	ND	5.0	ND
TPH as Gasoline	EPA 8260B	ug/L	50	ND	50	ND	50	3700	50	ND	50	ND	50	ND	50	ND	50	4300
Toluene - d8 (Surr)	EPA 8260B	%		100		99.9		98.9		98.7		100		100		100		96.8
4-Bromofluorobenzene (Surr)	EPA 8260B	%		99.4		98.4		97.7		99.8		97.8		99.5		100		101

MRL = Method Reporting Limit
 ND = Not Detected

Approved By,

Joel Kiff



Report Number : 56221

Date : 5/7/2007

Analysis Summary

Attention : Richard Munsch
 RDM Environmental
 6280 Brookshire Drive
 Rocklin, CA 95677

Project Name :67107
 Project Number : 67107

Sample Name			MW-11		RW-1		RW-2	
Sample Date			4/30/2007		4/30/2007		4/30/2007	
Analyte	Method	Units	MRL	Results	MRL	Results	MRL	Results
Benzene	EPA 8260B	ug/L	0.50	ND	0.50	ND	0.50	190
Toluene	EPA 8260B	ug/L	0.50	0.58	0.50	ND	0.50	13
Ethylbenzene	EPA 8260B	ug/L	0.50	ND	0.50	ND	0.50	230
Total Xylenes	EPA 8260B	ug/L	0.50	0.64	0.50	ND	0.50	230
Methyl-t-butyl ether (MTBE)	EPA 8260B	ug/L	0.50	28	0.50	8.5	0.50	32
Diisopropyl ether (DIPE)	EPA 8260B	ug/L	0.50	ND	0.50	ND	0.50	ND
Ethyl-t-butyl ether (ETBE)	EPA 8260B	ug/L	0.50	ND	0.50	ND	0.50	ND
Tert-amyl methyl ether (TAME)	EPA 8260B	ug/L	0.50	ND	0.50	ND	0.50	ND
Tert-Butanol	EPA 8260B	ug/L	5.0	ND	5.0	ND	5.0	18
Methanol	EPA 8260B	ug/L	50	ND	50	ND	50	ND
Ethanol	EPA 8260B	ug/L	5.0	ND	5.0	ND	5.0	ND
TPH as Gasoline	EPA 8260B	ug/L	50	740	50	ND	50	3300
Toluene - d8 (Surr)	EPA 8260B	%		95.2		100		100
4-Bromofluorobenzene (Surr)	EPA 8260B	%		101		101		103

MRL = Method Reporting Limit
 ND = Not Detected

Approved By,

Joel Kiff

2795 2nd St., Suite 300 Davis, CA 95616 530-297-4800

ELAP # 2236

CALIFORNIA LABORATORY SERVICES

3249 Fitzgerald Road Rancho Cordova, CA 95742

May 08, 2007

CLS Work Order #: CQE0055
COC #: 56221

Troy Turpen
KIFF Analytical
2795 Second St. Suite 300
Davis, CA 95616

Project Name: 67107

Enclosed are the results of analyses for samples received by the laboratory on 05/01/07 17:30. Samples were analyzed pursuant to client request utilizing EPA or other ELAP approved methodologies. I certify that the results are in compliance both technically and for completeness.

Analytical results are attached to this letter. Please call if we can provide additional assistance.

Sincerely,



James Liang, Ph.D.
Laboratory Director

CA DOHS ELAP Accreditation/Registration number 1233

CALIFORNIA LABORATORY SERVICES

Page 2 of 5

05/08/07 16:15

KIFF Analytical
2795 Second St. Suite 300
Davis, CA 95616

Project: 67107
Project Number: 67107
Project Manager: Troy Turpen

CLS Work Order #: CQE0055
COC #: 56221

Conventional Chemistry Parameters by APHA/EPA Methods

Analyte	Result	Reporting Limit	Units	Dilution	Batch	Prepared	Analyzed	Method	Notes
MW-1 (CQE0055-01) Water Sampled: 04/30/07 11:15 Received: 05/01/07 17:30									
Carbon Dioxide as CO2	48	5.0	mg/L	1	CQ03757	05/02/07	05/02/07	SM 4500C	
MW-2 (CQE0055-02) Water Sampled: 04/30/07 10:54 Received: 05/01/07 17:30									
Carbon Dioxide as CO2	41	5.0	mg/L	1	CQ03757	05/02/07	05/02/07	SM 4500C	
MW-3R (CQE0055-03) Water Sampled: 04/30/07 12:15 Received: 05/01/07 17:30									
Carbon Dioxide as CO2	90	5.0	mg/L	1	CQ03757	05/02/07	05/02/07	SM 4500C	
MW-4 (CQE0055-04) Water Sampled: 04/30/07 10:06 Received: 05/01/07 17:30									
Carbon Dioxide as CO2	52	5.0	mg/L	1	CQ03757	05/02/07	05/02/07	SM 4500C	
MW-7 (CQE0055-05) Water Sampled: 04/30/07 09:15 Received: 05/01/07 17:30									
Carbon Dioxide as CO2	82	5.0	mg/L	1	CQ03757	05/02/07	05/02/07	SM 4500C	
MW-8 (CQE0055-06) Water Sampled: 04/30/07 09:39 Received: 05/01/07 17:30									
Carbon Dioxide as CO2	42	5.0	mg/L	1	CQ03757	05/02/07	05/02/07	SM 4500C	
MW-9 (CQE0055-07) Water Sampled: 04/30/07 10:31 Received: 05/01/07 17:30									
Carbon Dioxide as CO2	32	5.0	mg/L	1	CQ03757	05/02/07	05/02/07	SM 4500C	
MW-10 (CQE0055-08) Water Sampled: 04/30/07 12:02 Received: 05/01/07 17:30									
Carbon Dioxide as CO2	49	5.0	mg/L	1	CQ03757	05/02/07	05/02/07	SM 4500C	
MW-11 (CQE0055-09) Water Sampled: 04/30/07 11:38 Received: 05/01/07 17:30									
Carbon Dioxide as CO2	64	5.0	mg/L	1	CQ03757	05/02/07	05/02/07	SM 4500C	

CA DOHS ELAP Accreditation/Registration Number 1233

CALIFORNIA LABORATORY SERVICES

KIFF Analytical 2795 Second St. Suite 300 Davis, CA 95616	Project: 67107 Project Number: 67107 Project Manager: Troy Turpen	CLS Work Order #: CQE0055 COC #: 56221
---	---	---

Conventional Chemistry Parameters by APHA/EPA Methods

Analyte	Result	Reporting Limit	Units	Dilution	Batch	Prepared	Analyzed	Method	Notes
RW-1 (CQE0055-10) Water Sampled: 04/30/07 12:20 Received: 05/01/07 17:30									
Carbon Dioxide as CO2	26	5.0	mg/L	1	CQ03757	05/02/07	05/02/07	SM 4500C	
RW-2 (CQE0055-11) Water Sampled: 04/30/07 12:10 Received: 05/01/07 17:30									
Carbon Dioxide as CO2	39	5.0	mg/L	1	CQ03757	05/02/07	05/02/07	SM 4500C	

CALIFORNIA LABORATORY SERVICES

Page 4 of 5

05/08/07 16:15

KIFF Analytical
2795 Second St. Suite 300
Davis, CA 95616

Project: 67107
Project Number: 67107
Project Manager: Troy Turpen

CLS Work Order #: CQE0055
COC #: 56221

Conventional Chemistry Parameters by APHA/EPA Methods - Quality Control

Analyte	Result	Reporting Limit	Units	Spike Level	Source Result	%REC	%REC Limits	RPD	RPD Limit	Notes
---------	--------	-----------------	-------	-------------	---------------	------	-------------	-----	-----------	-------

Batch CQ03757 - General Preparation

Blank (CQ03757-BLK1)

Prepared & Analyzed: 05/02/07

Carbon Dioxide as CO2	ND	5.0	mg/L							
-----------------------	----	-----	------	--	--	--	--	--	--	--

CALIFORNIA LABORATORY SERVICES

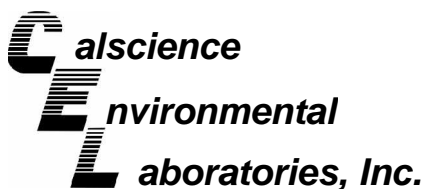
KIFF Analytical
2795 Second St. Suite 300
Davis, CA 95616

Project: 67107
Project Number: 67107
Project Manager: Troy Turpen

CLS Work Order #: CQE0055
COC #: 56221

Notes and Definitions

DET Analyte DETECTED
ND Analyte NOT DETECTED at or above the reporting limit
NR Not Reported
dry Sample results reported on a dry weight basis
RPD Relative Percent Difference



May 08, 2007

Joel Kiff
Kiff Analytical
2795 2nd Street, Suite 300
Davis, CA 95616-6593

Subject: **Calscience Work Order No.: 07-05-0245**
Client Reference: 67107

Dear Client:

Enclosed is an analytical report for the above-referenced project. The samples included in this report were received 5/3/2007 and analyzed in accordance with the attached chain-of-custody.

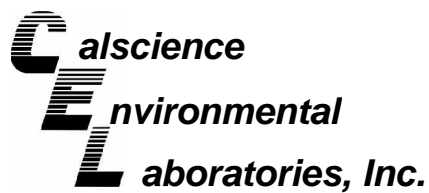
Unless otherwise noted, all analytical testing was accomplished in accordance with the guidelines established in our Quality Systems Manual, applicable standard operating procedures, and other related documentation. The original report of subcontracted analysis, if any, is provided herein, and follows the standard Calscience data package. The results in this analytical report are limited to the samples tested and any reproduction thereof must be made in its entirety.

If you have any questions regarding this report, please do not hesitate to contact the undersigned.

Sincerely,

Vikas Patel for

Calscience Environmental
Laboratories, Inc.
Stephen Nowak
Project Manager



Analytical Report



Kiff Analytical
2795 2nd Street, Suite 300
Davis, CA 95616-6593

Date Received: 05/03/07
Work Order No: 07-05-0245
Preparation: EPA 3010A Total
Method: EPA 6010B

Project: 67107

Page 1 of 2

Client Sample Number	Lab Sample Number	Date Collected	Matrix	Instrument	Date Prepared	Date Analyzed	QC Batch ID
MW-1	07-05-0245-1	04/30/07	Aqueous	ICP 5300	05/03/07	05/04/07	070503L06

Parameter	Result	RL	DF	Qual	Units
Iron	0.541	0.100	1		mg/L

MW-2	07-05-0245-2	04/30/07	Aqueous	ICP 5300	05/03/07	05/04/07	070503L06
------	--------------	----------	---------	----------	----------	----------	-----------

Parameter	Result	RL	DF	Qual	Units
Iron	ND	0.100	1		mg/L

MW-3R	07-05-0245-3	04/30/07	Aqueous	ICP 5300	05/03/07	05/04/07	070503L06
-------	--------------	----------	---------	----------	----------	----------	-----------

Parameter	Result	RL	DF	Qual	Units
Iron	2.76	0.100	1		mg/L

MW-4	07-05-0245-4	04/30/07	Aqueous	ICP 5300	05/03/07	05/04/07	070503L06
------	--------------	----------	---------	----------	----------	----------	-----------

Parameter	Result	RL	DF	Qual	Units
Iron	ND	0.100	1		mg/L

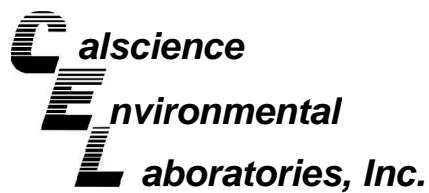
MW-7	07-05-0245-5	04/30/07	Aqueous	ICP 5300	05/03/07	05/04/07	070503L06
------	--------------	----------	---------	----------	----------	----------	-----------

Parameter	Result	RL	DF	Qual	Units
Iron	ND	0.100	1		mg/L

MW-8	07-05-0245-6	04/30/07	Aqueous	ICP 5300	05/03/07	05/04/07	070503L06
------	--------------	----------	---------	----------	----------	----------	-----------

Parameter	Result	RL	DF	Qual	Units
Iron	ND	0.100	1		mg/L

RL - Reporting Limit , DF - Dilution Factor , Qual - Qualifiers



Analytical Report



Kiff Analytical
2795 2nd Street, Suite 300
Davis, CA 95616-6593

Date Received: 05/03/07
Work Order No: 07-05-0245
Preparation: EPA 3010A Total
Method: EPA 6010B

Project: 67107

Page 2 of 2

Client Sample Number	Lab Sample Number	Date Collected	Matrix	Instrument	Date Prepared	Date Analyzed	QC Batch ID
MW-9	07-05-0245-7	04/30/07	Aqueous	ICP 5300	05/03/07	05/04/07	070503L06

<u>Parameter</u>	<u>Result</u>	<u>RL</u>	<u>DF</u>	<u>Qual</u>	<u>Units</u>
Iron	ND	0.100	1		mg/L

MW-10	07-05-0245-8	04/30/07	Aqueous	ICP 5300	05/03/07	05/04/07	070503L06
--------------	---------------------	-----------------	----------------	-----------------	-----------------	-----------------	------------------

<u>Parameter</u>	<u>Result</u>	<u>RL</u>	<u>DF</u>	<u>Qual</u>	<u>Units</u>
Iron	0.864	0.100	1		mg/L

MW-11	07-05-0245-9	04/30/07	Aqueous	ICP 5300	05/03/07	05/04/07	070503L06
--------------	---------------------	-----------------	----------------	-----------------	-----------------	-----------------	------------------

<u>Parameter</u>	<u>Result</u>	<u>RL</u>	<u>DF</u>	<u>Qual</u>	<u>Units</u>
Iron	0.528	0.100	1		mg/L

RW-1	07-05-0245-10	04/30/07	Aqueous	ICP 5300	05/03/07	05/04/07	070503L06
-------------	----------------------	-----------------	----------------	-----------------	-----------------	-----------------	------------------

<u>Parameter</u>	<u>Result</u>	<u>RL</u>	<u>DF</u>	<u>Qual</u>	<u>Units</u>
Iron	1.38	0.100	1		mg/L

RW-2	07-05-0245-11	04/30/07	Aqueous	ICP 5300	05/03/07	05/04/07	070503L06
-------------	----------------------	-----------------	----------------	-----------------	-----------------	-----------------	------------------

<u>Parameter</u>	<u>Result</u>	<u>RL</u>	<u>DF</u>	<u>Qual</u>	<u>Units</u>
Iron	3.17	0.100	1		mg/L

Method Blank	097-01-003-7,133	N/A	Aqueous	ICP 5300	05/03/07	05/04/07	070503L06
---------------------	-------------------------	------------	----------------	-----------------	-----------------	-----------------	------------------

<u>Parameter</u>	<u>Result</u>	<u>RL</u>	<u>DF</u>	<u>Qual</u>	<u>Units</u>
Iron	ND	0.100	1		mg/L

RL - Reporting Limit , DF - Dilution Factor , Qual - Qualifiers

Analytical Report



Kiff Analytical
2795 2nd Street, Suite 300
Davis, CA 95616-6593

Date Received: 05/03/07
Work Order No: 07-05-0245

Project: 67107

Page 1 of 3

Client Sample Number	Lab Sample Number	Date Collected	Matrix
MW-1	07-05-0245-1	04/30/07	Aqueous

Parameter	Result	RL	DF	Qual	Units	Date Prepared	Date Analyzed	Method
Alkalinity, Total (as CaCO ₃)	288	5.0	1		mg/L	N/A	05/07/07	SM 2320B
Carbon, Total Organic	3.3	0.50	1		mg/L	N/A	05/03/07	SM 5310 D

MW-2	07-05-0245-2	04/30/07	Aqueous
------	--------------	----------	---------

Parameter	Result	RL	DF	Qual	Units	Date Prepared	Date Analyzed	Method
Alkalinity, Total (as CaCO ₃)	258	5.0	1		mg/L	N/A	05/07/07	SM 2320B
Carbon, Total Organic	2.6	0.50	1		mg/L	N/A	05/03/07	SM 5310 D


MW-3R	07-05-0245-3	04/30/07	Aqueous
-------	--------------	----------	---------

Parameter	Result	RL	DF	Qual	Units	Date Prepared	Date Analyzed	Method
Alkalinity, Total (as CaCO ₃)	456	5.0	1		mg/L	N/A	05/07/07	SM 2320B
Carbon, Total Organic	4.5	0.50	1		mg/L	N/A	05/03/07	SM 5310 D

MW-4	07-05-0245-4	04/30/07	Aqueous
------	--------------	----------	---------

Parameter	Result	RL	DF	Qual	Units	Date Prepared	Date Analyzed	Method
Alkalinity, Total (as CaCO ₃)	256	5.0	1		mg/L	N/A	05/07/07	SM 2320B
Carbon, Total Organic	2.6	0.50	1		mg/L	N/A	05/03/07	SM 5310 D

RL - Reporting Limit , DF - Dilution Factor , Qual - Qualifiers



Analytical Report



Kiff Analytical
2795 2nd Street, Suite 300
Davis, CA 95616-6593

Date Received: 05/03/07
Work Order No: 07-05-0245

Project: 67107

Page 2 of 3

Client Sample Number	Lab Sample Number	Date Collected	Matrix
MW-7	07-05-0245-5	04/30/07	Aqueous

Parameter	Result	RL	DF	Qual	Units	Date Prepared	Date Analyzed	Method
Alkalinity, Total (as CaCO ₃)	448	5.0	1		mg/L	N/A	05/07/07	SM 2320B
Carbon, Total Organic	3.5	0.50	1		mg/L	N/A	05/03/07	SM 5310 D

MW-8	07-05-0245-6	04/30/07	Aqueous
------	--------------	----------	---------

Parameter	Result	RL	DF	Qual	Units	Date Prepared	Date Analyzed	Method
Alkalinity, Total (as CaCO ₃)	260	5.0	1		mg/L	N/A	05/07/07	SM 2320B
Carbon, Total Organic	2.8	0.50	1		mg/L	N/A	05/03/07	SM 5310 D


MW-9	07-05-0245-7	04/30/07	Aqueous
------	--------------	----------	---------

Parameter	Result	RL	DF	Qual	Units	Date Prepared	Date Analyzed	Method
Alkalinity, Total (as CaCO ₃)	266	5.0	1		mg/L	N/A	05/07/07	SM 2320B
Carbon, Total Organic	2.4	0.50	1		mg/L	N/A	05/03/07	SM 5310 D

MW-10	07-05-0245-8	04/30/07	Aqueous
-------	--------------	----------	---------

Parameter	Result	RL	DF	Qual	Units	Date Prepared	Date Analyzed	Method
Alkalinity, Total (as CaCO ₃)	372	5.0	1		mg/L	N/A	05/07/07	SM 2320B
Carbon, Total Organic	4.1	0.50	1		mg/L	N/A	05/03/07	SM 5310 D

RL - Reporting Limit , DF - Dilution Factor , Qual - Qualifiers



Analytical Report



Kiff Analytical
2795 2nd Street, Suite 300
Davis, CA 95616-6593

Date Received: 05/03/07
Work Order No: 07-05-0245

Project: 67107

Page 3 of 3

Client Sample Number	Lab Sample Number	Date Collected	Matrix
MW-11	07-05-0245-9	04/30/07	Aqueous

Parameter	Result	RL	DF	Qual	Units	Date Prepared	Date Analyzed	Method
Alkalinity, Total (as CaCO ₃)	436	5.0	1		mg/L	N/A	05/07/07	SM 2320B
Carbon, Total Organic	4.2	0.50	1		mg/L	N/A	05/03/07	SM 5310 D

RW-1	07-05-0245-10	04/30/07	Aqueous
------	---------------	----------	---------

Parameter	Result	RL	DF	Qual	Units	Date Prepared	Date Analyzed	Method
Alkalinity, Total (as CaCO ₃)	356	5.0	1		mg/L	N/A	05/07/07	SM 2320B
Carbon, Total Organic	2.5	0.50	1		mg/L	N/A	05/03/07	SM 5310 D


RW-2	07-05-0245-11	04/30/07	Aqueous
------	---------------	----------	---------

Parameter	Result	RL	DF	Qual	Units	Date Prepared	Date Analyzed	Method
Alkalinity, Total (as CaCO ₃)	436	5.0	1		mg/L	N/A	05/07/07	SM 2320B
Carbon, Total Organic	3.8	0.50	1		mg/L	N/A	05/03/07	SM 5310 D

Method Blank	N/A	Aqueous
--------------	-----	---------

Parameter	Result	RL	DF	Qual	Units	Date Prepared	Date Analyzed	Method
Alkalinity, Total (as CaCO ₃)	ND	1.0	1		mg/L	N/A	05/07/07	SM 2320B
Carbon, Total Organic	ND	0.50	1		mg/L	N/A	05/03/07	SM 5310 D

RL - Reporting Limit , DF - Dilution Factor , Qual - Qualifiers





Quality Control - Spike/Spike Duplicate



Kiff Analytical
2795 2nd Street, Suite 300
Davis, CA 95616-6593

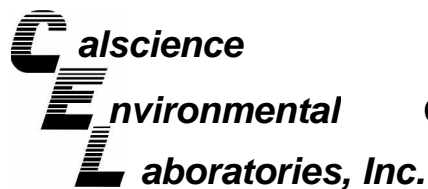
Date Received: 05/03/07
Work Order No: 07-05-0245
Preparation: EPA 3010A Total
Method: EPA 6010B

Project 67107

Quality Control Sample ID	Matrix	Instrument	Date Prepared	Date Analyzed	MS/MSD Batch Number
07-05-0243-1	Aqueous	ICP 5300	05/03/07	05/04/07	070503S06

Parameter	MS %REC	MSD %REC	%REC CL	RPD	RPD CL	Qualifiers
Iron	4X	4X	65-149	4X	0-21	Q

RPD - Relative Percent Difference , CL - Control Limit



Quality Control - Spike/Spike Duplicate



Kiff Analytical
2795 2nd Street, Suite 300
Davis, CA 95616-6593

Date Received: N/A
Work Order No: 07-05-0245

Project: 67107

Matrix: Aqueous

<u>Parameter</u>	<u>Method</u>	<u>Quality Control Sample ID</u>	<u>Date Analyzed</u>	<u>Date Extracted</u>	<u>MS% REC</u>	<u>MSD % REC</u>	<u>%REC CL</u>	<u>RPD</u>	<u>RPD CL</u>	<u>Qualifiers</u>
Carbon, Total Organic	SM 5310 D	MW-1	05/03/07	N/A	113	107	70-130	3	0-25	

RPD - Relative Percent Difference , CL - Control Limit



Quality Control - Duplicate



Kiff Analytical
2795 2nd Street, Suite 300
Davis, CA 95616-6593

Date Received: N/A
Work Order No: 07-05-0245

Project: 67107

Matrix: Aqueous

<u>Parameter</u>	<u>Method</u>	<u>QC Sample ID</u>	<u>Date Analyzed</u>	<u>Sample Conc</u>	<u>DUP Conc</u>	<u>RPD</u>	<u>RPD CL</u>	<u>Qualifiers</u>
Alkalinity, Total (as CaCO ₃)	SM 2320B	07-05-0198-1	05/07/07	8050	8050	0	0-25	
Bicarbonate (as CaCO ₃)	SM 2320B	07-05-0198-1	05/07/07	8050	8050	0	0-25	
Carbonate (as CaCO ₃)	SM 2320B	07-05-0198-1	05/07/07	ND	ND	NA	0-25	
Hydroxide (as CaCO ₃)	SM 2320B	07-05-0198-1	05/07/07	ND	ND	NA	0-25	

RPD - Relative Percent Difference , CL - Control Limit



Kiff Analytical
 2795 2nd Street, Suite 300
 Davis, CA 95616-6593

Date Received: N/A
 Work Order No: 07-05-0245
 Preparation: EPA 3010A Total
 Method: EPA 6010B

Project: 67107

Quality Control Sample ID	Matrix	Instrument	Date Analyzed	Lab File ID	LCS Batch Number
097-01-003-7,133	Aqueous	ICP 5300	05/04/07	070503-L-06	070503L06

<u>Parameter</u>	<u>Conc Added</u>	<u>Conc Recovered</u>	<u>LCS %Rec</u>	<u>%Rec CL</u>	<u>Qualifiers</u>
Iron	0.500	0.479	96	80-120	

RPD - Relative Percent Difference , CL - Control Limit



Kiff Analytical
 2795 2nd Street, Suite 300
 Davis, CA 95616-6593

Date Received: N/A
 Work Order No: 07-05-0245

Project: 67107

Matrix : Aqueous

<u>Parameter</u>	<u>Method</u>	<u>Quality Control Sample ID</u>	<u>Date Analyzed</u>	<u>Date Extracted</u>	<u>Conc. Added</u>	<u>Conc. Recovered</u>	<u>LCS %Rec</u>	<u>%Rec CL</u>	<u>Qualifiers</u>
Carbon, Total Organic	SM 5310 D	099-05-097-2,618	05/03/07	N/A	5.00	4.91	98	80-120	

RPD - Relative Percent Difference , CL - Control Limit

Work Order Number: 07-05-0245

<u>Qualifier</u>	<u>Definition</u>
*	See applicable analysis comment.
1	Surrogate compound recovery was out of control due to a required sample dilution, therefore, the sample data was reported without further clarification.
2	Surrogate compound recovery was out of control due to matrix interference. The associated method blank surrogate spike compound was in control and, therefore, the sample data was reported without further clarification.
3	Recovery of the Matrix Spike or Matrix Spike Duplicate compound was out of control due to matrix interference. The associated LCS and/or LCSD was in control and, therefore, the sample data was reported without further clarification.
4	The MS/MSD RPD was out of control due to matrix interference. The LCS/LCSD RPD was in control and, therefore, the sample data was reported without further clarification.
5	The PDS/PDSD associated with this batch of samples was out of control due to a matrix interference effect. The associated batch LCS/LCSD was in control and, hence, the associated sample data was reported with no further corrective action required.
A	Result is the average of all dilutions, as defined by the method.
B	Analyte was present in the associated method blank.
C	Analyte presence was not confirmed on primary column.
E	Concentration exceeds the calibration range.
H	Sample received and/or analyzed past the recommended holding time.
J	Analyte was detected at a concentration below the reporting limit and above the laboratory method detection limit. Reported value is estimated.
N	Nontarget Analyte.
ND	Parameter not detected at the indicated reporting limit.
Q	Spike recovery and RPD control limits do not apply resulting from the parameter concentration in the sample exceeding the spike concentration by a factor of four or greater.
U	Undetected at the laboratory method detection limit.
X	% Recovery and/or RPD out-of-range.
Z	Analyte presence was not confirmed by second column or GC/MS analysis.





2795 Second Street, Suite 300
 Davis, CA 95616
 Lab: 530.297.4800
 Fax: 530.297.4808

Cal Science Environmental
 7440 Lincoln Way
 Garden Grove, CA 92841
 714-895-5494

Lab No. **245**
0236

Page 1 of 2

Project Contact (Hardcopy or PDF to): **EDF Report? Yes No**

Troy Turpen

Chain-of-Custody Record and Analysis Request

Company/Address: **Kiff Analytical, LLC**

Recommended but not mandatory to complete this section:

Sampling Company Log Code: **RDMR**

Global ID: **T0600101411**

EDF Deliverable to (Email Address): **inbox@kiffanalytical.com**

E-mail address: **inbox@kiffanalytical.com**

Sample Designation	Sampling		Container			Preservative					Matrix			Alkalinity (SM 2320B)	Total Organic Carbon (EPA 415.1)	Total Iron (EPA 6010)				Date due: May 8, 2007	For Lab Use Only
	Date	Time	VOA	Poly	Sleeve	Amber	Glass	HNO ₃	H ₂ SO ₄	Na ₂ S ₂ O ₃	ZnAc ₂ & NaOH	NONE	WATER								
1 MW-1	4/30/07	1115		2			1	1	1			1	X		X	X	X			X	
2 MW-2	4/30/07	1054		2			1	1	1			1	X		X	X	X			X	
3 MW-3R	4/30/07	1215		2			1	1	1			1	X		X	X	X			X	
4 MW-4	4/30/07	1006		2			1	1	1			1	X		X	X	X			X	
5 MW-7	4/30/07	0915		2			1	1	1			1	X		X	X	X			X	
6 MW-8	4/30/07	0939		2			1	1	1			1	X		X	X	X			X	
7 MW-9	4/30/07	1031		2			1	1	1			1	X		X	X	X			X	
8 MW-10	4/30/07	1202		2			1	1	1			1	X		X	X	X			X	
9 MW-11	4/30/07	1138		2			1	1	1			1	X		X	X	X			X	
10 RW-1	4/30/07	1220		2			1	1	1			1	X		X	X	X			X	

Relinquished by: <i>[Signature]</i>	Date: 05	Time:	Received by:	Remarks: Bill to: Accounts Payable
Relinquished by:	Date:	Time:	Received by:	
Relinquished by:	Date: 5/3/07	Time: 0930	Received by Laboratory: <i>[Signature]</i>	



2795 Second Street, Suite 300
 Davis, CA 95616
 Lab: 530.297.4800
 Fax: 530.297.4808

Cal Science Environmental
 7440 Lincoln Way
 Garden Grove, CA 92841
 714-895-5494

Lab No.

245
0236

Page 2 of 2

Project Contact (Hardcopy or PDF to): **EDF Report?** Yes No **Chain-of-Custody Record and Analysis Request**
 Troy Turpen

Company/Address: **Recommended but not mandatory to complete this section:**
 Kiff Analytical, LLC **Sampling Company Log Code:** RDMR

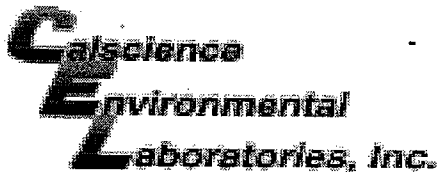
Phone No.: FAX No.: **Global ID:** T0600101411
 Project Number: 67107 P.O. No.: 56221 **EDF Deliverable to (Email Address):** inbox@kiffanalytical.com

Project Name: **E-mail address:** inbox@kiffanalytical.com
 67107

Project Address: **Sampling** **Container** **Preservative** **Matrix**

Sample Designation	Sampling		Container				Preservative					Matrix			Alkalinity (SM 2320B)	Total Organic Carbon (EPA 415.1)	Total Iron (EPA 6010)	Date due:	For Lab Use Only
	Date	Time	VOA	Poly	Sleeve	Amber	Glass	HNO ₃	H ₂ SO ₄	Na ₂ S ₂ O ₃	ZnAc ₂ & NaOH	NONE	WATER	SOIL					
RW-2	4/30/07	1210	2			1	1	1			1	X			X	X	X	May 8, 2007	

Relinquished by: <i>[Signature]</i>	Date: 05/02/07	Time: 1950	Received by:	Remarks: Bill to: Accounts Payable
Relinquished by:	Date:	Time:	Received by:	
Relinquished by:	Date: 5/3/07	Time: 0930	Received by Laboratory: <i>[Signature]</i>	



WORK ORDER #: 07 - 05 - 0245

Cooler 1 of 1

SAMPLE RECEIPT FORM

CLIENT: Kiff

DATE: 5/3/07

TEMPERATURE - SAMPLES RECEIVED BY:

CALSCIENCE COURIER:

- Chilled, cooler with temperature blank provided.
Chilled, cooler without temperature blank.
Chilled and placed in cooler with wet ice.
Ambient and placed in cooler with wet ice.
Ambient temperature.
C Temperature blank.

LABORATORY (Other than CalScience Courier):

- 3.6 C Temperature blank.
C IR thermometer.
Ambient temperature.

Initial: JP

CUSTODY SEAL INTACT:

Sample(s): Cooler: [checked] No (Not Intact): Not Present:

Initial: JP

SAMPLE CONDITION:

Table with 4 columns: Description, Yes, No, N/A. Rows include Chain-Of-Custody document(s), Sampler's name, Sample container label(s), Sample container(s) intact, Correct containers and volume, Proper preservation, VOA vial(s) free of headspace, Tedlar bag(s) free of condensation.

Initial: JP

COMMENTS:

Blank lines for handwritten comments.

Project Contact (Hardcopy or PDF To): Richard Munsell
 Company / Address: RDM Env.
 Phone #: 916 415 1134 Fax #: 916 415 1154
 Project #: 67107 P.O. #: /
 Project Name: /

California EDF Report? Yes No
 Sampling Company Log Code:
 Global ID:
 EDF Deliverable To (Email Address):
 Sampler Signature: [Signature]

Chain-of-Custody Record and Analysis Request

Project Address: 44 Levellling San Lorenzo

Sample Designation	Sampling		Container				Preservative			Matrix			MTBE (EPA 8260B) per EPA 8021 level @ 5.0 ppb	MTBE (EPA 8260B) @ 0.5 ppb	BTEX (EPA 8260B)	TPH Gas (EPA 8260B)	5 Oxygenates (EPA 8260B)	7 Oxygenates (EPA 8260B)	Lead Scav. (1,2 DCA & 1,2 EDB-EPA 8260B)	Volatile Halocarbons (EPA 8260B)	Volatile Organics Full List (EPA 8260B)	Volatile Organics (EPA 524.2 Drinking Water)	TPH as Diesel (EPA 8015M)	TPH as Motor Oil (EPA 8015M)	Total Lead (EPA 6010)	T.O.C.	ALKALINITY	Diss. CO ₂	Total Iron	TAT	For Lab Use Only
	Date	Time	40 ml VOA	Sleeve	Poly	Glass	Tedlar	HCl	HNO ₃	None	Water	Soil																			
MW-1	4/30/07	1115	3	3	1			3	1	2	1	X			X	X	X									X	X	X	X	OFF	01
MW-2		1054																													02
MW-3R		1215																													03
MW-4		1030																													04
MW-7		0915																													05
MW-8		0939																													06
MW-9		1031																													07
MW-10		1202																													08
MW-11		1138																													09
RW-1		1120																													10

Relinquished by: Douglas Hoff Date: 050107 Time: 1600
 Received by: [Signature]
 Relinquished by: [Signature] Date: / Time: /
 Received by: /
 Relinquished by: [Signature] Date: 050107 Time: 1600
 Received by Laboratory: [Signature]

Remarks: STAT
Email Copy to RDM
 Bill to: Tesoro Petr./ Jeff Baker
 For Lab Use Only: Sample Receipt
 Temp °C: 1.2 Initials: LIY Date: 050107 Time: 1639 Therm. ID #: IRS Coolant Present: (Yes) No

Project Contact (Hardcopy or PDF To): Richard Munsch
 Company / Address: RDM Env.
 Phone #: 916 415 1134 Fax #: 916 415 1134
 Project #: 67107 P.O. #:
 Project Name:
 California EDF Report? Yes No
 Sampling Company Log Code:
 Global ID:
 EDF Deliverable To (Email Address):
 Sampler Signature:

Chain-of-Custody Record and Analysis Request

Sample Designation	Sampling		Container				Preservative			Matrix					
	Date	Time	40 ml VOA	Sleeve	Poly	Glass	Tedlar	HCl	HNO ₃	None	Water	Soil	Air		
<u>Rw-2</u>	<u>4/30/07</u>	<u>1210</u>	<u>3</u>		<u>3</u>	<u>1</u>		<u>3</u>	<u>1</u>	<u>2</u>	<u>1</u>	<u>X</u>			

Analysis Request															TAT	
<input type="checkbox"/>	<input type="checkbox"/>	<input type="checkbox"/>	<input type="checkbox"/>	<input type="checkbox"/>	<input type="checkbox"/>	<input type="checkbox"/>	<input type="checkbox"/>	<input type="checkbox"/>	<input type="checkbox"/>	<input type="checkbox"/>	<input type="checkbox"/>	<input type="checkbox"/>	<input type="checkbox"/>	<input type="checkbox"/>	<input type="checkbox"/>	12 hr
<input type="checkbox"/>	<input type="checkbox"/>	<input type="checkbox"/>	<input type="checkbox"/>	<input type="checkbox"/>	<input type="checkbox"/>	<input type="checkbox"/>	<input type="checkbox"/>	<input type="checkbox"/>	<input type="checkbox"/>	<input type="checkbox"/>	<input type="checkbox"/>	<input type="checkbox"/>	<input type="checkbox"/>	<input type="checkbox"/>	<input type="checkbox"/>	24 hr
<input type="checkbox"/>	<input type="checkbox"/>	<input type="checkbox"/>	<input type="checkbox"/>	<input type="checkbox"/>	<input type="checkbox"/>	<input type="checkbox"/>	<input type="checkbox"/>	<input type="checkbox"/>	<input type="checkbox"/>	<input type="checkbox"/>	<input type="checkbox"/>	<input type="checkbox"/>	<input type="checkbox"/>	<input type="checkbox"/>	<input type="checkbox"/>	48 hr
<input type="checkbox"/>	<input type="checkbox"/>	<input type="checkbox"/>	<input type="checkbox"/>	<input type="checkbox"/>	<input type="checkbox"/>	<input type="checkbox"/>	<input type="checkbox"/>	<input type="checkbox"/>	<input type="checkbox"/>	<input type="checkbox"/>	<input type="checkbox"/>	<input type="checkbox"/>	<input type="checkbox"/>	<input type="checkbox"/>	<input type="checkbox"/>	72 hr
<input checked="" type="checkbox"/>	<input checked="" type="checkbox"/>	<input checked="" type="checkbox"/>	<input checked="" type="checkbox"/>	<input checked="" type="checkbox"/>	<input checked="" type="checkbox"/>	<input checked="" type="checkbox"/>	<input checked="" type="checkbox"/>	<input checked="" type="checkbox"/>	<input checked="" type="checkbox"/>	<input checked="" type="checkbox"/>	<input checked="" type="checkbox"/>	<input checked="" type="checkbox"/>	<input checked="" type="checkbox"/>	<input checked="" type="checkbox"/>	<input checked="" type="checkbox"/>	Ask

MTBE (EPA 8260B) per EPA 8021 level @ 5.0 ppb
 MTBE (EPA 8260B) @ 0.5 ppb
 BTEX (EPA 8260B)
 TPH Gas (EPA 8260B)
 5 Oxygenates (EPA 8260B)
 7 Oxygenates (EPA 8260B)
 Lead Scav. (1,2 DCA & 1,2 EDB-EPA 8260B)
 Volatile Halocarbons (EPA 8260B)
 Volatile Organics Full List (EPA 8260B)
 Volatile Organics (EPA 524.2 Drinking Water)
 TPH as Diesel (EPA 8015M)
 TPH as Motor Oil (EPA 8015M)
 Total Lead (EPA 6010)
 W.T.: Lead (Pb)
 ALK
 Diss. CO₂
 Total Iron
 T.O.C.
 For Lab Use Only

Relinquished by: <u>Dennis Hoff</u>	Date:	Time:	Received by: _____
Relinquished by: _____	Date:	Time:	Received by: _____
Relinquished by: _____	Date: <u>050107</u>	Time: <u>1600</u>	Received by Laboratory: <u>[Signature]</u> Kiff Analytical

Remarks: STAT
Email Copy to RDM
 Bill to: Tesoro Petroleum / Jeff Baker
 For Lab Use Only: Sample Receipt

Temp °C	Initials	Date	Time	Therm. ID #	Coolant Present
					Yes / No

Appendix C

Official Laboratory Reports and Chain of Custody Records –
Remediation System Analytical Data



Report Number : 56069

Date : 4/27/2007

Richard Munsch
RDM Environmental
6280 Brookshire Drive
Rocklin, CA 95677

Subject : 3 Water Samples
Project Name : 67107
Project Number : 67107

Dear Mr. Munsch,

Chemical analysis of the samples referenced above has been completed. Summaries of the data are contained on the following pages. Sample(s) were received under documented chain-of-custody. US EPA protocols for sample storage and preservation were followed.

Kiff Analytical is certified by the State of California (# 2236). If you have any questions regarding procedures or results, please call me at 530-297-4800.

Sincerely,

A handwritten signature in black ink, appearing to read "Joel Kiff".

Joel Kiff

Project Name : **67107**

Project Number : **67107**

Sample : **GW-Inf**

Matrix : Water

Lab Number : 56069-01

Sample Date :4/23/2007

Parameter	Measured Value	Method Reporting Limit	Units	Analysis Method	Date Analyzed
Benzene	21	0.50	ug/L	EPA 8260B	4/25/2007
Toluene	1.1	0.50	ug/L	EPA 8260B	4/25/2007
Ethylbenzene	5.0	0.50	ug/L	EPA 8260B	4/25/2007
Total Xylenes	19	0.50	ug/L	EPA 8260B	4/25/2007
Methyl-t-butyl ether (MTBE)	13	0.50	ug/L	EPA 8260B	4/25/2007
Diisopropyl ether (DIPE)	< 0.50	0.50	ug/L	EPA 8260B	4/25/2007
Ethyl-t-butyl ether (ETBE)	< 0.50	0.50	ug/L	EPA 8260B	4/25/2007
Tert-amyl methyl ether (TAME)	< 0.50	0.50	ug/L	EPA 8260B	4/25/2007
Tert-Butanol	< 5.0	5.0	ug/L	EPA 8260B	4/25/2007
TPH as Gasoline	300	50	ug/L	EPA 8260B	4/25/2007
Toluene - d8 (Surr)	101		% Recovery	EPA 8260B	4/25/2007
4-Bromofluorobenzene (Surr)	98.7		% Recovery	EPA 8260B	4/25/2007

Approved By:

Joel Kiff 



Report Number : 56069

Date : 4/27/2007

Project Name : 67107

Project Number : 67107

Sample : GW-MID

Matrix : Water

Lab Number : 56069-02

Sample Date :4/23/2007

Parameter	Measured Value	Method Reporting Limit	Units	Analysis Method	Date Analyzed
Benzene	< 0.50	0.50	ug/L	EPA 8260B	4/25/2007
Toluene	< 0.50	0.50	ug/L	EPA 8260B	4/25/2007
Ethylbenzene	< 0.50	0.50	ug/L	EPA 8260B	4/25/2007
Total Xylenes	< 0.50	0.50	ug/L	EPA 8260B	4/25/2007
Methyl-t-butyl ether (MTBE)	< 0.50	0.50	ug/L	EPA 8260B	4/25/2007
Diisopropyl ether (DIPE)	< 0.50	0.50	ug/L	EPA 8260B	4/25/2007
Ethyl-t-butyl ether (ETBE)	< 0.50	0.50	ug/L	EPA 8260B	4/25/2007
Tert-amyl methyl ether (TAME)	< 0.50	0.50	ug/L	EPA 8260B	4/25/2007
Tert-Butanol	< 5.0	5.0	ug/L	EPA 8260B	4/25/2007
TPH as Gasoline	< 50	50	ug/L	EPA 8260B	4/25/2007
Toluene - d8 (Surr)	102		% Recovery	EPA 8260B	4/25/2007
4-Bromofluorobenzene (Surr)	99.1		% Recovery	EPA 8260B	4/25/2007

Approved By:

Joel Kiff

Project Name : **67107**

Project Number : **67107**

Sample : **GW-Eff**

Matrix : Water

Lab Number : 56069-03

Sample Date :4/23/2007

Parameter	Measured Value	Method Reporting Limit	Units	Analysis Method	Date Analyzed
Benzene	< 0.50	0.50	ug/L	EPA 8260B	4/24/2007
Toluene	< 0.50	0.50	ug/L	EPA 8260B	4/24/2007
Ethylbenzene	< 0.50	0.50	ug/L	EPA 8260B	4/24/2007
Total Xylenes	< 0.50	0.50	ug/L	EPA 8260B	4/24/2007
Methyl-t-butyl ether (MTBE)	< 0.50	0.50	ug/L	EPA 8260B	4/24/2007
Diisopropyl ether (DIPE)	< 0.50	0.50	ug/L	EPA 8260B	4/24/2007
Ethyl-t-butyl ether (ETBE)	< 0.50	0.50	ug/L	EPA 8260B	4/24/2007
Tert-amyl methyl ether (TAME)	< 0.50	0.50	ug/L	EPA 8260B	4/24/2007
Tert-Butanol	< 5.0	5.0	ug/L	EPA 8260B	4/24/2007
TPH as Gasoline	< 50	50	ug/L	EPA 8260B	4/24/2007
Toluene - d8 (Surr)	100		% Recovery	EPA 8260B	4/24/2007
4-Bromofluorobenzene (Surr)	102		% Recovery	EPA 8260B	4/24/2007

Approved By:

Joel Kiff 

Report Number : 56069

Date : 4/27/2007

QC Report : Method Blank Data

Project Name : **67107**

Project Number : **67107**


<u>Parameter</u>	<u>Measured Value</u>	<u>Method Reporting Limit</u>	<u>Units</u>	<u>Analysis Method</u>	<u>Date Analyzed</u>
Benzene	< 0.50	0.50	ug/L	EPA 8260B	4/24/2007
Toluene	< 0.50	0.50	ug/L	EPA 8260B	4/24/2007
Ethylbenzene	< 0.50	0.50	ug/L	EPA 8260B	4/24/2007
Total Xylenes	< 0.50	0.50	ug/L	EPA 8260B	4/24/2007
Methyl-t-butyl ether (MTBE)	< 0.50	0.50	ug/L	EPA 8260B	4/24/2007
Diisopropyl ether (DIPE)	< 0.50	0.50	ug/L	EPA 8260B	4/24/2007
Ethyl-t-butyl ether (ETBE)	< 0.50	0.50	ug/L	EPA 8260B	4/24/2007
Tert-amyl methyl ether (TAME)	< 0.50	0.50	ug/L	EPA 8260B	4/24/2007
Tert-Butanol	< 5.0	5.0	ug/L	EPA 8260B	4/24/2007
TPH as Gasoline	< 50	50	ug/L	EPA 8260B	4/24/2007
Toluene - d8 (Surr)	102		%	EPA 8260B	4/24/2007
4-Bromofluorobenzene (Surr)	101		%	EPA 8260B	4/24/2007

<u>Parameter</u>	<u>Measured Value</u>	<u>Method Reporting Limit</u>	<u>Units</u>	<u>Analysis Method</u>	<u>Date Analyzed</u>
------------------	-----------------------	-------------------------------	--------------	------------------------	----------------------

KIFF ANALYTICAL, LLC

2795 2nd Street, Suite 300 Davis, CA 95618 530-297-4800

Approved By: Joel Kiff



QC Report : Matrix Spike/ Matrix Spike Duplicate


Project Name : **67107**Project Number : **67107**

Parameter	Spiked Sample	Sample Value	Spike Level	Spike Dup. Level	Spiked Sample Value	Duplicate Spiked Sample Value	Units	Analysis Method	Date Analyzed	Spiked Sample Percent Recov.	Duplicate Spiked Sample Percent Recov.	Relative Percent Diff.	Spiked Sample Percent Recov. Limit	Relative Percent Diff. Limit
Benzene	56041-01	<0.50	40.0	40.0	41.5	40.8	ug/L	EPA 8260B	4/24/07	104	102	1.56	70-130	25
Toluene	56041-01	<0.50	40.0	40.0	41.7	41.0	ug/L	EPA 8260B	4/24/07	104	102	1.65	70-130	25
Tert-Butanol	56041-01	<5.0	200	200	194	197	ug/L	EPA 8260B	4/24/07	97.1	98.4	1.38	70-130	25
Methyl-t-Butyl Ether	56041-01	<0.50	40.0	40.0	41.4	42.5	ug/L	EPA 8260B	4/24/07	104	106	2.68	70-130	25

KIFF ANALYTICAL, LLC

2795 2nd Street, Suite 300 Davis, CA 95618 530-297-4800

Approved By: Joel Kiff



QC Report : Laboratory Control Sample (LCS)

Project Name : **67107**

Project Number : **67107**

Parameter	Spike Level	Units	Analysis Method	Date Analyzed	LCS Percent Recov.	LCS Percent Recov. Limit
Benzene	40.0	ug/L	EPA 8260B	4/24/07	97.8	70-130
Toluene	40.0	ug/L	EPA 8260B	4/24/07	98.2	70-130
Tert-Butanol	200	ug/L	EPA 8260B	4/24/07	95.5	70-130
Methyl-t-Butyl Ether	40.0	ug/L	EPA 8260B	4/24/07	101	70-130

KIFF ANALYTICAL, LLC

2795 2nd Street, Suite 300 Davis, CA 95618 530-297-4800

Approved By:



 Joel Kiff



Report Number : 56069

Date : 4/27/2007

Analysis Summary

Attention : Richard Munsch
 RDM Environmental
 6280 Brookshire Drive
 Rocklin, CA 95677

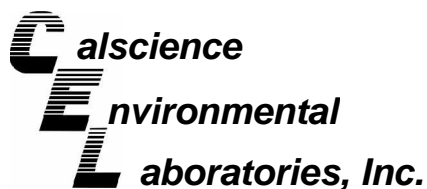
Project Name :67107
 Project Number : 67107

Sample Name			GW-Inf		GW-MID		GW-Eff	
Sample Date			4/23/2007		4/23/2007		4/23/2007	
Analyte	Method	Units	MRL	Results	MRL	Results	MRL	Results
Benzene	EPA 8260B	ug/L	0.50	21	0.50	ND	0.50	ND
Toluene	EPA 8260B	ug/L	0.50	1.1	0.50	ND	0.50	ND
Ethylbenzene	EPA 8260B	ug/L	0.50	5.0	0.50	ND	0.50	ND
Total Xylenes	EPA 8260B	ug/L	0.50	19	0.50	ND	0.50	ND
Methyl-t-butyl ether (MTBE)	EPA 8260B	ug/L	0.50	13	0.50	ND	0.50	ND
Diisopropyl ether (DIPE)	EPA 8260B	ug/L	0.50	ND	0.50	ND	0.50	ND
Ethyl-t-butyl ether (ETBE)	EPA 8260B	ug/L	0.50	ND	0.50	ND	0.50	ND
Tert-amyl methyl ether (TAME)	EPA 8260B	ug/L	0.50	ND	0.50	ND	0.50	ND
Tert-Butanol	EPA 8260B	ug/L	5.0	ND	5.0	ND	5.0	ND
TPH as Gasoline	EPA 8260B	ug/L	50	300	50	ND	50	ND
Toluene - d8 (Surr)	EPA 8260B	%		101		102		100
4-Bromofluorobenzene (Surr)	EPA 8260B	%		98.7		99.1		102

MRL = Method Reporting Limit
 ND = Not Detected

Approved By,

Joel Kiff



May 01, 2007

Joel Kiff
Kiff Analytical
2795 2nd Street, Suite 300
Davis, CA 95616-6593

Subject: **CalScience Work Order No.: 07-04-1709**
Client Reference: 67107

Dear Client:

Enclosed is an analytical report for the above-referenced project. The samples included in this report were received 4/25/2007 and analyzed in accordance with the attached chain-of-custody.

Unless otherwise noted, all analytical testing was accomplished in accordance with the guidelines established in our Quality Systems Manual, applicable standard operating procedures, and other related documentation. The original report of subcontracted analysis, if any, is provided herein, and follows the standard CalScience data package. The results in this analytical report are limited to the samples tested and any reproduction thereof must be made in its entirety.

If you have any questions regarding this report, please do not hesitate to contact the undersigned.

Sincerely,

A handwritten signature in black ink, appearing to read 'S. Nowak'.

CalScience Environmental
Laboratories, Inc.
Stephen Nowak
Project Manager

Analytical Report



Kiff Analytical
2795 2nd Street, Suite 300
Davis, CA 95616-6593

Date Received: 04/25/07
Work Order No: 07-04-1709

Project: 67107

Page 1 of 1


Client Sample Number	Lab Sample Number	Date Collected	Matrix
GW-EFF	07-04-1709-1	04/23/07	Aqueous

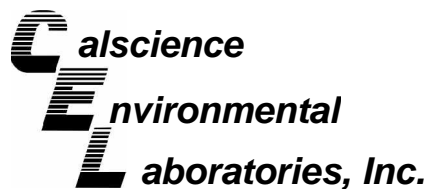
Parameter	Result	RL	DF	Qual	Units	Date Prepared	Date Analyzed	Method
Solids, Total Suspended	ND	1.0	1		mg/L	N/A	04/27/07	EPA 160.2
Chemical Oxygen Demand	ND	5.0	1		mg/L	04/28/07	04/28/07	EPA 410.4

Method Blank				N/A	Aqueous			
--------------	--	--	--	-----	---------	--	--	--

Parameter	Result	RL	DF	Qual	Units	Date Prepared	Date Analyzed	Method
Solids, Total Suspended	ND	1.0	1		mg/L	N/A	04/27/07	EPA 160.2
Chemical Oxygen Demand	ND	5.0	1		mg/L	04/28/07	04/28/07	EPA 410.4

RL - Reporting Limit , DF - Dilution Factor , Qual - Qualifiers





Quality Control - Duplicate



Kiff Analytical
2795 2nd Street, Suite 300
Davis, CA 95616-6593

Date Received: N/A
Work Order No: 07-04-1709

Project: 67107

Matrix: Aqueous

<u>Parameter</u>	<u>Method</u>	<u>QC Sample ID</u>	<u>Date Analyzed</u>	<u>Sample Conc</u>	<u>DUP Conc</u>	<u>RPD</u>	<u>RPD CL</u>	<u>Qualifiers</u>
Chemical Oxygen Demand	EPA 410.4	07-04-1787-4	04/28/07	ND	ND	NA	0-25	
Solids, Total Suspended	EPA 160.2	07-04-1682-1	04/27/07	192	194	1	0-20	

RPD - Relative Percent Difference , CL - Control Limit

Work Order Number: 07-04-1709

<u>Qualifier</u>	<u>Definition</u>
*	See applicable analysis comment.
1	Surrogate compound recovery was out of control due to a required sample dilution, therefore, the sample data was reported without further clarification.
2	Surrogate compound recovery was out of control due to matrix interference. The associated method blank surrogate spike compound was in control and, therefore, the sample data was reported without further clarification.
3	Recovery of the Matrix Spike or Matrix Spike Duplicate compound was out of control due to matrix interference. The associated LCS and/or LCSD was in control and, therefore, the sample data was reported without further clarification.
4	The MS/MSD RPD was out of control due to matrix interference. The LCS/LCSD RPD was in control and, therefore, the sample data was reported without further clarification.
5	The PDS/PDSD associated with this batch of samples was out of control due to a matrix interference effect. The associated batch LCS/LCSD was in control and, hence, the associated sample data was reported with no further corrective action required.
A	Result is the average of all dilutions, as defined by the method.
B	Analyte was present in the associated method blank.
C	Analyte presence was not confirmed on primary column.
E	Concentration exceeds the calibration range.
H	Sample received and/or analyzed past the recommended holding time.
J	Analyte was detected at a concentration below the reporting limit and above the laboratory method detection limit. Reported value is estimated.
N	Nontarget Analyte.
ND	Parameter not detected at the indicated reporting limit.
Q	Spike recovery and RPD control limits do not apply resulting from the parameter concentration in the sample exceeding the spike concentration by a factor of four or greater.
U	Undetected at the laboratory method detection limit.
X	% Recovery and/or RPD out-of-range.
Z	Analyte presence was not confirmed by second column or GC/MS analysis.





2795 Second Street, Suite 300
 Davis, CA 95616
 Lab: 530.297.4800
 Fax: 530.297.4808

Cal Science Environmental
 7440 Lincoln Way
 Garden Grove, CA 92841
 714-895-5494

Lab No. 1709 Page 1 of 1

Project Contact (Hardcopy or PDF to):
Troy Turpen

Company/Address:

Phone No.: FAX No.:

Project Number: **67107** P.O. No.: **56069**

Project Name: **67107**

EDF Report? ___ Yes X No

Recommended but not mandatory to complete this section:

Sampling Company Log Code:

Global ID:

EDF Deliverable to (Email Address):

E-mail address:
inbox@kiffanalytical.com


Chain-of-Custody Record and Analysis Request

Sample Designation	Sampling		Container					Preservative				Matrix			TSS	COD	Date due:	For Lab Use Only	
	Date	Time	VOA	Poly	Sleeve	Amber	Glass Jar	HNO ₃	H ₂ SO ₄	Na ₂ S ₂ O ₃	ZnAc ₂ & NaOH	NONE	WATER	SOIL					Air
GW-EFF	4/23/07	1330	1			1						1	X			X	X	May 1, 2007	

Relinquished by: <i>R.M. Olds</i>	Date: <i>04/24/07</i>	Time: <i>1900</i>	Received by:
Relinquished by:	Date:	Time:	Received by:
Relinquished by:	Date: <i>4/25/07</i>	Time: <i>0800</i>	Received by Laboratory: <i>[Signature]</i>

Remarks:

Bill to: **Accounts Payable**



WORK ORDER #: 07 - 04 - 17089

Cooler 1 of 1

SAMPLE RECEIPT FORM

CLIENT: Kiff

DATE: 4/25/07

TEMPERATURE - SAMPLES RECEIVED BY:

CALSCIENCE COURIER:

- Chilled, cooler with temperature blank provided.
Chilled, cooler without temperature blank.
Chilled and placed in cooler with wet ice.
Ambient and placed in cooler with wet ice.
Ambient temperature.
°C Temperature blank.

LABORATORY (Other than Calscience Courier):

- 3.9 °C Temperature blank.
°C IR thermometer.
Ambient temperature.

Initial: JP

CUSTODY SEAL INTACT:

Sample(s): Cooler: [checked] No (Not Intact): Not Present:

Initial: JP

SAMPLE CONDITION:

Table with 4 columns: Description, Yes, No, N/A. Rows include Chain-Of-Custody document(s), Sampler's name, Sample container label(s), Sample container(s) intact, Correct containers and volume, Proper preservation, VOA vial(s) free of headspace, Tedlar bag(s) free of condensation.

Initial: JP

COMMENTS:

Blank lines for handwritten comments.

Project Contact (Hardcopy or PDF To): Richard Munsell

California EDF Report? Yes No

Company / Address: Rom Euri

Sampling Company Log Code:

Phone #: 916 415 1134 Fax #: 916 415 1134 Global ID:

Project #: 67107 P.O. #: _____ EDF Deliverable To (Email Address):

Project Name: _____ Sampler Signature: _____

Chain-of-Custody Record and Analysis Request

Analysis Request

Sample Designation	Sampling		Container				Preservative			Matrix			MTBE (EPA 8260B) per EPA 8021 level @ 5.0 ppb	MTBE (EPA 8260B) @ 0.5 ppb	BTEX (EPA 8260B)	TPH Gas (EPA 8260B)	5 Oxygenates (EPA 8260B)	7 Oxygenates (EPA 8260B)	Lead Scav. (1,2 DCA & 1,2 EDB-EPA 8260B)	Volatile Halocarbons (EPA 8260B)	Volatile Organics Full List (EPA 8260B)	Volatile Organics (EPA 824.2 Drinking Water)	TPH as Diesel (EPA 8015M)	TPH as Motor Oil (EPA 8015M)	Total Lead (EPA 6010)	W.E.T. Lead (STLC)	TSS	COD	TAT	For Lab Use Only
	Date	Time	40 ml VOA	Sleeve	Poly	Glass	Tedlar	HCl	HNO ₃	None	Water	Soil																		
GW-Surf	4/23/07	1340	5					5							X	X														01
GW-MID	1	1335	5					5							X	X														02
GW-APP	1	1330	5		1	1		5		1	1				X	X										X	X			03

Relinquished by: <u>Douglas Huff</u>	Date: <u>4/24/07</u>	Time: <u>0900</u>	Received by: _____
Relinquished by: _____	Date: _____	Time: _____	Received by: _____
Relinquished by: _____	Date: <u>042407</u>	Time: <u>0935</u>	Received by Laboratory: <u>[Signature]</u> KIFF Analytical

Remarks: STAT

Email copy to RDM

Bill to: TLSORA Ref.

For Lab Use Only: Sample Receipt

Temp °C	Initials	Date	Time	Therm. ID #	Coolant Present
<u>1.8</u>	<u>ARX</u>	<u>042407</u>	<u>0932</u>	<u>IR-4</u>	<input checked="" type="checkbox"/> Yes / <input type="checkbox"/> No



Report Number : 56698

Date : 5/30/2007

Richard Munsch
RDM Environmental
6280 Brookshire Drive
Rocklin, CA 95677

Subject : 6 Water Samples
Project Name : 67107
Project Number : 67107

Dear Mr. Munsch,

Chemical analysis of the samples referenced above has been completed. Summaries of the data are contained on the following pages. Sample(s) were received under documented chain-of-custody. US EPA protocols for sample storage and preservation were followed.

Kiff Analytical is certified by the State of California (# 2236). If you have any questions regarding procedures or results, please call me at 530-297-4800.

Sincerely,

A handwritten signature in black ink, appearing to read "Joel Kiff".

Joel Kiff

Project Name : **67107**

Project Number : **67107**

Sample : **246**

Matrix : Water

Lab Number : 56698-01

Sample Date :5/29/2007

Parameter	Measured Value	Method Reporting Limit	Units	Analysis Method	Date Analyzed
Benzene	< 0.50	0.50	ug/L	EPA 8260B	5/30/2007
Toluene	< 0.50	0.50	ug/L	EPA 8260B	5/30/2007
Ethylbenzene	< 0.50	0.50	ug/L	EPA 8260B	5/30/2007
Total Xylenes	< 0.50	0.50	ug/L	EPA 8260B	5/30/2007
Methyl-t-butyl ether (MTBE)	< 0.50	0.50	ug/L	EPA 8260B	5/30/2007
Diisopropyl ether (DIPE)	< 0.50	0.50	ug/L	EPA 8260B	5/30/2007
Ethyl-t-butyl ether (ETBE)	< 0.50	0.50	ug/L	EPA 8260B	5/30/2007
Tert-amyl methyl ether (TAME)	< 0.50	0.50	ug/L	EPA 8260B	5/30/2007
Tert-Butanol	< 5.0	5.0	ug/L	EPA 8260B	5/30/2007
TPH as Gasoline	< 50	50	ug/L	EPA 8260B	5/30/2007
Toluene - d8 (Surr)	96.8		% Recovery	EPA 8260B	5/30/2007
4-Bromofluorobenzene (Surr)	97.7		% Recovery	EPA 8260B	5/30/2007

Approved By:

Joel Kiff

Project Name : **67107**

Project Number : **67107**

Sample : **15800**

Matrix : Water

Lab Number : 56698-02

Sample Date :5/29/2007

Parameter	Measured Value	Method Reporting Limit	Units	Analysis Method	Date Analyzed
Benzene	< 0.50	0.50	ug/L	EPA 8260B	5/30/2007
Toluene	< 0.50	0.50	ug/L	EPA 8260B	5/30/2007
Ethylbenzene	< 0.50	0.50	ug/L	EPA 8260B	5/30/2007
Total Xylenes	< 0.50	0.50	ug/L	EPA 8260B	5/30/2007
Methyl-t-butyl ether (MTBE)	< 0.50	0.50	ug/L	EPA 8260B	5/30/2007
Diisopropyl ether (DIPE)	< 0.50	0.50	ug/L	EPA 8260B	5/30/2007
Ethyl-t-butyl ether (ETBE)	< 0.50	0.50	ug/L	EPA 8260B	5/30/2007
Tert-amyl methyl ether (TAME)	< 0.50	0.50	ug/L	EPA 8260B	5/30/2007
Tert-Butanol	< 5.0	5.0	ug/L	EPA 8260B	5/30/2007
TPH as Gasoline	< 50	50	ug/L	EPA 8260B	5/30/2007
Toluene - d8 (Surr)	98.9		% Recovery	EPA 8260B	5/30/2007
4-Bromofluorobenzene (Surr)	97.1		% Recovery	EPA 8260B	5/30/2007

Approved By:

Joel Kiff



Report Number : 56698

Date : 5/30/2007

Project Name : 67107

Project Number : 67107

Sample : 15808

Matrix : Water

Lab Number : 56698-03

Sample Date :5/29/2007

Parameter	Measured Value	Method Reporting Limit	Units	Analysis Method	Date Analyzed
Benzene	< 0.50	0.50	ug/L	EPA 8260B	5/30/2007
Toluene	< 0.50	0.50	ug/L	EPA 8260B	5/30/2007
Ethylbenzene	< 0.50	0.50	ug/L	EPA 8260B	5/30/2007
Total Xylenes	< 0.50	0.50	ug/L	EPA 8260B	5/30/2007
Methyl-t-butyl ether (MTBE)	< 0.50	0.50	ug/L	EPA 8260B	5/30/2007
Diisopropyl ether (DIPE)	< 0.50	0.50	ug/L	EPA 8260B	5/30/2007
Ethyl-t-butyl ether (ETBE)	< 0.50	0.50	ug/L	EPA 8260B	5/30/2007
Tert-amyl methyl ether (TAME)	< 0.50	0.50	ug/L	EPA 8260B	5/30/2007
Tert-Butanol	< 5.0	5.0	ug/L	EPA 8260B	5/30/2007
TPH as Gasoline	< 50	50	ug/L	EPA 8260B	5/30/2007
Toluene - d8 (Surr)	98.5		% Recovery	EPA 8260B	5/30/2007
4-Bromofluorobenzene (Surr)	99.0		% Recovery	EPA 8260B	5/30/2007

Approved By:

Joel Kiff



Report Number : 56698

Date : 5/30/2007

Project Name : 67107

Project Number : 67107


Sample : GW-Inf

Matrix : Water

Lab Number : 56698-04

Sample Date :5/29/2007

Parameter	Measured Value	Method Reporting Limit	Units	Analysis Method	Date Analyzed
Benzene	46	0.50	ug/L	EPA 8260B	5/30/2007
Toluene	2.3	0.50	ug/L	EPA 8260B	5/30/2007
Ethylbenzene	9.2	0.50	ug/L	EPA 8260B	5/30/2007
Total Xylenes	45	0.50	ug/L	EPA 8260B	5/30/2007
Methyl-t-butyl ether (MTBE)	14	0.50	ug/L	EPA 8260B	5/30/2007
Diisopropyl ether (DIPE)	< 0.50	0.50	ug/L	EPA 8260B	5/30/2007
Ethyl-t-butyl ether (ETBE)	< 0.50	0.50	ug/L	EPA 8260B	5/30/2007
Tert-amyl methyl ether (TAME)	< 0.50	0.50	ug/L	EPA 8260B	5/30/2007
Tert-Butanol	7.3	5.0	ug/L	EPA 8260B	5/30/2007
TPH as Gasoline	1300	50	ug/L	EPA 8260B	5/30/2007
Toluene - d8 (Surr)	99.8		% Recovery	EPA 8260B	5/30/2007
4-Bromofluorobenzene (Surr)	99.0		% Recovery	EPA 8260B	5/30/2007

Approved By:  _____
 Joel Kiff



Report Number : 56698

Date : 5/30/2007

Project Name : 67107

Project Number : 67107

Sample : GW-MID

Matrix : Water

Lab Number : 56698-05

Sample Date :5/29/2007

Parameter	Measured Value	Method Reporting Limit	Units	Analysis Method	Date Analyzed
Benzene	< 0.50	0.50	ug/L	EPA 8260B	5/30/2007
Toluene	< 0.50	0.50	ug/L	EPA 8260B	5/30/2007
Ethylbenzene	< 0.50	0.50	ug/L	EPA 8260B	5/30/2007
Total Xylenes	< 0.50	0.50	ug/L	EPA 8260B	5/30/2007
Methyl-t-butyl ether (MTBE)	< 0.50	0.50	ug/L	EPA 8260B	5/30/2007
Diisopropyl ether (DIPE)	< 0.50	0.50	ug/L	EPA 8260B	5/30/2007
Ethyl-t-butyl ether (ETBE)	< 0.50	0.50	ug/L	EPA 8260B	5/30/2007
Tert-amyl methyl ether (TAME)	< 0.50	0.50	ug/L	EPA 8260B	5/30/2007
Tert-Butanol	< 5.0	5.0	ug/L	EPA 8260B	5/30/2007
TPH as Gasoline	< 50	50	ug/L	EPA 8260B	5/30/2007
Toluene - d8 (Surr)	99.0		% Recovery	EPA 8260B	5/30/2007
4-Bromofluorobenzene (Surr)	100		% Recovery	EPA 8260B	5/30/2007

Approved By:

Joel Kiff



Report Number : 56698

Date : 5/30/2007

Project Name : 67107

Project Number : 67107

Sample : GW-EFF

Matrix : Water

Lab Number : 56698-06

Sample Date :5/29/2007

Parameter	Measured Value	Method Reporting Limit	Units	Analysis Method	Date Analyzed
Benzene	< 0.50	0.50	ug/L	EPA 8260B	5/29/2007
Toluene	< 0.50	0.50	ug/L	EPA 8260B	5/29/2007
Ethylbenzene	< 0.50	0.50	ug/L	EPA 8260B	5/29/2007
Total Xylenes	< 0.50	0.50	ug/L	EPA 8260B	5/29/2007
Methyl-t-butyl ether (MTBE)	< 0.50	0.50	ug/L	EPA 8260B	5/29/2007
Diisopropyl ether (DIPE)	< 0.50	0.50	ug/L	EPA 8260B	5/29/2007
Ethyl-t-butyl ether (ETBE)	< 0.50	0.50	ug/L	EPA 8260B	5/29/2007
Tert-amyl methyl ether (TAME)	< 0.50	0.50	ug/L	EPA 8260B	5/29/2007
Tert-Butanol	< 5.0	5.0	ug/L	EPA 8260B	5/29/2007
TPH as Gasoline	< 50	50	ug/L	EPA 8260B	5/29/2007
Toluene - d8 (Surr)	98.4		% Recovery	EPA 8260B	5/29/2007
4-Bromofluorobenzene (Surr)	100		% Recovery	EPA 8260B	5/29/2007

Approved By:

Joel Kiff

Report Number : 56698

Date : 5/30/2007

QC Report : Method Blank Data

Project Name : **67107**

Project Number : **67107**


<u>Parameter</u>	<u>Measured Value</u>	<u>Method Reporting Limit</u>	<u>Units</u>	<u>Analysis Method</u>	<u>Date Analyzed</u>
Benzene	< 0.50	0.50	ug/L	EPA 8260B	5/29/2007
Toluene	< 0.50	0.50	ug/L	EPA 8260B	5/29/2007
Ethylbenzene	< 0.50	0.50	ug/L	EPA 8260B	5/29/2007
Total Xylenes	< 0.50	0.50	ug/L	EPA 8260B	5/29/2007
Methyl-t-butyl ether (MTBE)	< 0.50	0.50	ug/L	EPA 8260B	5/29/2007
Diisopropyl ether (DIPE)	< 0.50	0.50	ug/L	EPA 8260B	5/29/2007
Ethyl-t-butyl ether (ETBE)	< 0.50	0.50	ug/L	EPA 8260B	5/29/2007
Tert-amyl methyl ether (TAME)	< 0.50	0.50	ug/L	EPA 8260B	5/29/2007
Tert-Butanol	< 5.0	5.0	ug/L	EPA 8260B	5/29/2007
TPH as Gasoline	< 50	50	ug/L	EPA 8260B	5/29/2007
Toluene - d8 (Surr)	98.1		%	EPA 8260B	5/29/2007
4-Bromofluorobenzene (Surr)	99.4		%	EPA 8260B	5/29/2007

<u>Parameter</u>	<u>Measured Value</u>	<u>Method Reporting Limit</u>	<u>Units</u>	<u>Analysis Method</u>	<u>Date Analyzed</u>
------------------	-----------------------	-------------------------------	--------------	------------------------	----------------------

KIFF ANALYTICAL, LLC

2795 2nd Street, Suite 300 Davis, CA 95618 530-297-4800

Approved By: Joel Kiff



QC Report : Matrix Spike/ Matrix Spike Duplicate


Project Name : **67107**

Project Number : **67107**

Parameter	Spiked Sample	Sample Value	Spike Level	Spike Dup. Level	Spiked Sample Value	Duplicate Spiked Sample Value	Units	Analysis Method	Date Analyzed	Spiked Sample Percent Recov.	Duplicate Spiked Sample Percent Recov.	Relative Percent Diff.	Spiked Sample Percent Recov. Limit	Relative Percent Diff. Limit
Benzene	56695-02	<0.50	40.0	40.0	38.5	36.8	ug/L	EPA 8260B	5/29/07	96.3	92.0	4.56	70-130	25
Toluene	56695-02	0.52	40.0	40.0	38.0	36.3	ug/L	EPA 8260B	5/29/07	93.7	89.4	4.70	70-130	25
Tert-Butanol	56695-02	<5.0	200	200	187	180	ug/L	EPA 8260B	5/29/07	93.3	90.0	3.61	70-130	25
Methyl-t-Butyl Ether	56695-02	<0.50	40.0	40.0	39.4	38.1	ug/L	EPA 8260B	5/29/07	98.6	95.2	3.58	70-130	25

KIFF ANALYTICAL, LLC

2795 2nd Street, Suite 300 Davis, CA 95618 530-297-4800

Approved By:  _____
 Joel Kiff

QC Report : Laboratory Control Sample (LCS)

Project Name : **67107**

Project Number : **67107**

Parameter	Spike Level	Units	Analysis Method	Date Analyzed	LCS Percent Recov.	LCS Percent Recov. Limit
Benzene	40.0	ug/L	EPA 8260B	5/29/07	99.7	70-130
Toluene	40.0	ug/L	EPA 8260B	5/29/07	98.9	70-130
Tert-Butanol	200	ug/L	EPA 8260B	5/29/07	95.6	70-130
Methyl-t-Butyl Ether	40.0	ug/L	EPA 8260B	5/29/07	97.3	70-130

KIFF ANALYTICAL, LLC

2795 2nd Street, Suite 300 Davis, CA 95618 530-297-4800

Approved By:


Joel Kiff



Report Number : 56698

Date : 5/30/2007

Analysis Summary

Attention : Richard Munsch
 RDM Environmental
 6280 Brookshire Drive
 Rocklin, CA 95677

Project Name :67107
 Project Number : 67107

Sample Name			246		15800		15808		GW-Inf		GW-MID		GW-EFF	
Sample Date			5/29/2007		5/29/2007		5/29/2007		5/29/2007		5/29/2007		5/29/2007	
Analyte	Method	Units	MRL	Results	MRL	Results	MRL	Results	MRL	Results	MRL	Results	MRL	Results
Benzene	EPA 8260B	ug/L	0.50	ND	0.50	ND	0.50	ND	0.50	46	0.50	ND	0.50	ND
Toluene	EPA 8260B	ug/L	0.50	ND	0.50	ND	0.50	ND	0.50	2.3	0.50	ND	0.50	ND
Ethylbenzene	EPA 8260B	ug/L	0.50	ND	0.50	ND	0.50	ND	0.50	9.2	0.50	ND	0.50	ND
Total Xylenes	EPA 8260B	ug/L	0.50	ND	0.50	ND	0.50	ND	0.50	45	0.50	ND	0.50	ND
Methyl-t-butyl ether (MTBE)	EPA 8260B	ug/L	0.50	ND	0.50	ND	0.50	ND	0.50	14	0.50	ND	0.50	ND
Diisopropyl ether (DIPE)	EPA 8260B	ug/L	0.50	ND	0.50	ND	0.50	ND	0.50	ND	0.50	ND	0.50	ND
Ethyl-t-butyl ether (ETBE)	EPA 8260B	ug/L	0.50	ND	0.50	ND	0.50	ND	0.50	ND	0.50	ND	0.50	ND
Tert-amyl methyl ether (TAME)	EPA 8260B	ug/L	0.50	ND	0.50	ND	0.50	ND	0.50	ND	0.50	ND	0.50	ND
Tert-Butanol	EPA 8260B	ug/L	5.0	ND	5.0	ND	5.0	ND	5.0	7.3	5.0	ND	5.0	ND
TPH as Gasoline	EPA 8260B	ug/L	50	ND	50	ND	50	ND	50	1300	50	ND	50	ND
Toluene - d8 (Surr)	EPA 8260B	%		96.8		98.9		98.5		99.8		99.0		98.4
4-Bromofluorobenzene (Surr)	EPA 8260B	%		97.7		97.1		99.0		99.0		100		100

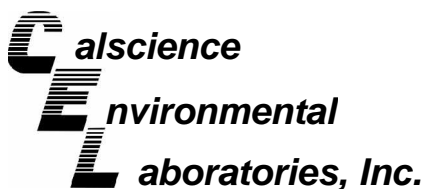
MRL = Method Reporting Limit
 ND = Not Detected

Approved By,

Joel Kiff

2795 2nd St., Suite 300 Davis, CA 95616 530-297-4800

ELAP # 2236



June 04, 2007

Joel Kiff
Kiff Analytical
2795 2nd Street, Suite 300
Davis, CA 95616-6593

Subject: **Calscience Work Order No.: 07-05-2000**
Client Reference: 67107

Dear Client:

Enclosed is an analytical report for the above-referenced project. The samples included in this report were received 5/30/2007 and analyzed in accordance with the attached chain-of-custody.

Unless otherwise noted, all analytical testing was accomplished in accordance with the guidelines established in our Quality Systems Manual, applicable standard operating procedures, and other related documentation. The original report of subcontracted analysis, if any, is provided herein, and follows the standard Calscience data package. The results in this analytical report are limited to the samples tested and any reproduction thereof must be made in its entirety.

If you have any questions regarding this report, please do not hesitate to contact the undersigned.

Sincerely,

A handwritten signature in black ink, appearing to read "S. Nowak".

Calscience Environmental
Laboratories, Inc.
Stephen Nowak
Project Manager

Analytical Report



Kiff Analytical
 2795 2nd Street, Suite 300
 Davis, CA 95616-6593

Date Received: 05/30/07
 Work Order No: 07-05-2000

Project: 67107

Page 1 of 1

Client Sample Number	Lab Sample Number	Date Collected	Matrix
GW-EFF	07-05-2000-1	05/29/07	Aqueous

Parameter	Result	RL	DF	Qual	Units	Date Prepared	Date Analyzed	Method
Chemical Oxygen Demand	ND	5.0	1		mg/L	05/31/07	05/31/07	EPA 410.4
Solids, Total Suspended	ND	1.0	1		mg/L	N/A	05/30/07	SM 2540 D

Method Blank					N/A			Aqueous
---------------------	--	--	--	--	-----	--	--	---------

Parameter	Result	RL	DF	Qual	Units	Date Prepared	Date Analyzed	Method
Chemical Oxygen Demand	ND	5.0	1		mg/L	05/31/07	05/31/07	EPA 410.4
Solids, Total Suspended	ND	1.0	1		mg/L	N/A	05/30/07	SM 2540 D

RL - Reporting Limit , DF - Dilution Factor , Qual - Qualifiers



Quality Control - Duplicate



Kiff Analytical
2795 2nd Street, Suite 300
Davis, CA 95616-6593

Date Received: N/A
Work Order No: 07-05-2000

Project: 67107

Matrix: Aqueous

<u>Parameter</u>	<u>Method</u>	<u>QC Sample ID</u>	<u>Date Analyzed</u>	<u>Sample Conc</u>	<u>DUP Conc</u>	<u>RPD</u>	<u>RPD CL</u>	<u>Qualifiers</u>
Chemical Oxygen Demand	EPA 410.4	GW-EFF	05/31/07	ND	ND	NA	0-25	
Solids, Total Suspended	SM 2540 D	07-05-2024-1	05/30/07	ND	ND	NA	0-20	

RPD - Relative Percent Difference , CL - Control Limit

Work Order Number: 07-05-2000

<u>Qualifier</u>	<u>Definition</u>
*	See applicable analysis comment.
1	Surrogate compound recovery was out of control due to a required sample dilution, therefore, the sample data was reported without further clarification.
2	Surrogate compound recovery was out of control due to matrix interference. The associated method blank surrogate spike compound was in control and, therefore, the sample data was reported without further clarification.
3	Recovery of the Matrix Spike or Matrix Spike Duplicate compound was out of control due to matrix interference. The associated LCS and/or LCSD was in control and, therefore, the sample data was reported without further clarification.
4	The MS/MSD RPD was out of control due to matrix interference. The LCS/LCSD RPD was in control and, therefore, the sample data was reported without further clarification.
5	The PDS/PDSD associated with this batch of samples was out of control due to a matrix interference effect. The associated batch LCS/LCSD was in control and, hence, the associated sample data was reported with no further corrective action required.
A	Result is the average of all dilutions, as defined by the method.
B	Analyte was present in the associated method blank.
C	Analyte presence was not confirmed on primary column.
E	Concentration exceeds the calibration range.
H	Sample received and/or analyzed past the recommended holding time.
J	Analyte was detected at a concentration below the reporting limit and above the laboratory method detection limit. Reported value is estimated.
N	Nontarget Analyte.
ND	Parameter not detected at the indicated reporting limit.
Q	Spike recovery and RPD control limits do not apply resulting from the parameter concentration in the sample exceeding the spike concentration by a factor of four or greater.
U	Undetected at the laboratory method detection limit.
X	% Recovery and/or RPD out-of-range.
Z	Analyte presence was not confirmed by second column or GC/MS analysis.





2795 Second Street, Suite 300
 Davis, CA 95616
 Lab: 530.297.4800
 Fax: 530.297.4808

Cal Science Environmental
 7440 Lincoln Way
 Garden Grove, CA 92841
 714-895-5494

Lab No. 2000 Page 1 of 1

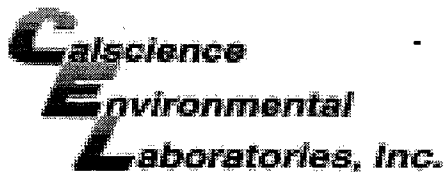
Project Contact (Hardcopy or PDF to): **EDF Report?** Yes No **Chain-of-Custody Record and Analysis Request**
 Troy Turpen

Company/Address: **Recommended but not mandatory to complete this section:**
 Kiff Analytical **Sampling Company Log Code:**
 Phone No.: FAX No.: **Global ID:**
 Project Number: 67107 P.O. No.: 56698 **EDF Deliverable to (Email Address):**

Project Name: **E-mail address:**
 67107 inbox@kiffanalytical.com

Sample Designation	Sampling		Container					Preservative					Matrix			Total Suspended Solids	Chemical Oxygen Demand					Date due:	For Lab Use Only		
	Date	Time	VOA	Poly	Sleeve	Amber	GLASS	HNO ₃	H ₂ SO ₄	Na ₂ S ₂ O ₃	ZnAc ₂ & NaOH	NONE	WATER	SOIL	Air										
GW-EFF	05/29/07	11:20		1			1	1				1	X			X	X							June 5, 2007	

Relinquished by: <i>[Signature]</i>	Date: 052907	Time: 1900	Received by:	Remarks:
Relinquished by:	Date:	Time:	Received by:	
Relinquished by: <i>[Signature]</i>	Date: 5-30-07	Time: 0800	Received by Laboratory: <i>[Signature]</i>	
Bill to: Accounts Payable				



WORK ORDER #: 07 - 05 - 2000

Cooler 1 of 1

SAMPLE RECEIPT FORM

CLIENT: KIFF ANALYTICAL

DATE: 5-30-07

TEMPERATURE - SAMPLES RECEIVED BY:

CALSCIENCE COURIER:

- Chilled, cooler with temperature blank provided.
Chilled, cooler without temperature blank.
Chilled and placed in cooler with wet ice.
Ambient and placed in cooler with wet ice.
Ambient temperature.
C Temperature blank.

LABORATORY (Other than CalScience Courier):

- 3.0 C Temperature blank.
C IR thermometer.
Ambient temperature.

Initial: WB

CUSTODY SEAL INTACT:

Sample(s): Cooler: No (Not Intact): Not Present:

Initial: WB

SAMPLE CONDITION:

Table with 4 columns: Item, Yes, No, N/A. Rows include Chain-Of-Custody document(s), Sampler's name, Sample container label(s), Sample container(s) intact, Correct containers and volume, Proper preservation, VOA vial(s) free of headspace, Tedlar bag(s) free of condensation.

Initial: WB

COMMENTS:

Blank lines for handwritten comments.



Report Number : 57207

Date : 6/27/2007

Richard Munsch
RDM Environmental
6280 Brookshire Drive
Rocklin, CA 95677

Subject : 3 Water Samples
Project Name : 67107
Project Number : 67107

Dear Mr. Munsch,

Chemical analysis of the samples referenced above has been completed. Summaries of the data are contained on the following pages. Sample(s) were received under documented chain-of-custody. US EPA protocols for sample storage and preservation were followed.

Kiff Analytical is certified by the State of California (# 2236). If you have any questions regarding procedures or results, please call me at 530-297-4800.

Sincerely,

A handwritten signature in black ink, appearing to read "Joel Kiff".

Joel Kiff



Report Number : 57207

Date : 6/27/2007

Subject : 3 Water Samples
Project Name : 67107
Project Number : 67107

Case Narrative

Matrix Spike/Matrix Spike Duplicate Results associated with sample GW-EFF for the analyte Methyl-t-butyl ether were affected by the analyte concentrations already present in the un-spiked sample.

Approved By: _____

A handwritten signature in black ink, appearing to read "Joel Kiff", is written over a horizontal line. The signature is stylized and cursive.

Joel Kiff

Project Name : **67107**

Project Number : **67107**

Sample : **GW-INF**

Matrix : Water

Lab Number : 57207-01

Sample Date :6/25/2007

Parameter	Measured Value	Method Reporting Limit	Units	Analysis Method	Date Analyzed
Benzene	< 0.50	0.50	ug/L	EPA 8260B	6/27/2007
Toluene	< 0.50	0.50	ug/L	EPA 8260B	6/27/2007
Ethylbenzene	1.9	0.50	ug/L	EPA 8260B	6/27/2007
Total Xylenes	8.6	0.50	ug/L	EPA 8260B	6/27/2007
Methyl-t-butyl ether (MTBE)	2.5	0.50	ug/L	EPA 8260B	6/27/2007
Diisopropyl ether (DIPE)	< 0.50	0.50	ug/L	EPA 8260B	6/27/2007
Ethyl-t-butyl ether (ETBE)	< 0.50	0.50	ug/L	EPA 8260B	6/27/2007
Tert-amyl methyl ether (TAME)	< 0.50	0.50	ug/L	EPA 8260B	6/27/2007
Tert-Butanol	< 5.0	5.0	ug/L	EPA 8260B	6/27/2007
TPH as Gasoline	1100	50	ug/L	EPA 8260B	6/27/2007
Toluene - d8 (Surr)	99.0		% Recovery	EPA 8260B	6/27/2007
4-Bromofluorobenzene (Surr)	95.4		% Recovery	EPA 8260B	6/27/2007

Approved By:

Joel Kiff

Project Name : **67107**

Project Number : **67107**

Sample : **GW-MID**

Matrix : Water

Lab Number : 57207-02

Sample Date :6/25/2007

Parameter	Measured Value	Method Reporting Limit	Units	Analysis Method	Date Analyzed
Benzene	< 0.50	0.50	ug/L	EPA 8260B	6/27/2007
Toluene	< 0.50	0.50	ug/L	EPA 8260B	6/27/2007
Ethylbenzene	< 0.50	0.50	ug/L	EPA 8260B	6/27/2007
Total Xylenes	< 0.50	0.50	ug/L	EPA 8260B	6/27/2007
Methyl-t-butyl ether (MTBE)	0.79	0.50	ug/L	EPA 8260B	6/27/2007
Diisopropyl ether (DIPE)	< 0.50	0.50	ug/L	EPA 8260B	6/27/2007
Ethyl-t-butyl ether (ETBE)	< 0.50	0.50	ug/L	EPA 8260B	6/27/2007
Tert-amyl methyl ether (TAME)	< 0.50	0.50	ug/L	EPA 8260B	6/27/2007
Tert-Butanol	< 5.0	5.0	ug/L	EPA 8260B	6/27/2007
TPH as Gasoline	< 50	50	ug/L	EPA 8260B	6/27/2007
Toluene - d8 (Surr)	99.4		% Recovery	EPA 8260B	6/27/2007
4-Bromofluorobenzene (Surr)	99.6		% Recovery	EPA 8260B	6/27/2007

Approved By:

Joel Kiff

Project Name : **67107**

Project Number : **67107**

Sample : **GW-EFF**

Matrix : Water


Lab Number : 57207-03

Sample Date :6/25/2007

Parameter	Measured Value	Method Reporting Limit	Units	Analysis Method	Date Analyzed
Benzene	< 0.50	0.50	ug/L	EPA 8260B	6/27/2007
Toluene	< 0.50	0.50	ug/L	EPA 8260B	6/27/2007
Ethylbenzene	< 0.50	0.50	ug/L	EPA 8260B	6/27/2007
Total Xylenes	< 0.50	0.50	ug/L	EPA 8260B	6/27/2007
Methyl-t-butyl ether (MTBE)	< 0.50	0.50	ug/L	EPA 8260B	6/27/2007
Diisopropyl ether (DIPE)	< 0.50	0.50	ug/L	EPA 8260B	6/27/2007
Ethyl-t-butyl ether (ETBE)	< 0.50	0.50	ug/L	EPA 8260B	6/27/2007
Tert-amyl methyl ether (TAME)	< 0.50	0.50	ug/L	EPA 8260B	6/27/2007
Tert-Butanol	< 5.0	5.0	ug/L	EPA 8260B	6/27/2007
TPH as Gasoline	< 50	50	ug/L	EPA 8260B	6/27/2007
Toluene - d8 (Surr)	99.6		% Recovery	EPA 8260B	6/27/2007
4-Bromofluorobenzene (Surr)	114		% Recovery	EPA 8260B	6/27/2007

Approved By:

Joel Kiff



Report Number : 57207

Date : 6/27/2007


QC Report : Method Blank Data

Project Name : **67107**

Project Number : **67107**

Parameter	Measured Value	Method Reporting Limit	Units	Analysis Method	Date Analyzed
Benzene	< 0.50	0.50	ug/L	EPA 8260B	6/27/2007
Toluene	< 0.50	0.50	ug/L	EPA 8260B	6/27/2007
Ethylbenzene	< 0.50	0.50	ug/L	EPA 8260B	6/27/2007
Total Xylenes	< 0.50	0.50	ug/L	EPA 8260B	6/27/2007
Methyl-t-butyl ether (MTBE)	< 0.50	0.50	ug/L	EPA 8260B	6/27/2007
Diisopropyl ether (DIPE)	< 0.50	0.50	ug/L	EPA 8260B	6/27/2007
Ethyl-t-butyl ether (ETBE)	< 0.50	0.50	ug/L	EPA 8260B	6/27/2007
Tert-amyl methyl ether (TAME)	< 0.50	0.50	ug/L	EPA 8260B	6/27/2007
Tert-Butanol	< 5.0	5.0	ug/L	EPA 8260B	6/27/2007
TPH as Gasoline	< 50	50	ug/L	EPA 8260B	6/27/2007
Toluene - d8 (Surr)	99.6		%	EPA 8260B	6/27/2007
4-Bromofluorobenzene (Surr)	113		%	EPA 8260B	6/27/2007
Benzene	< 0.50	0.50	ug/L	EPA 8260B	6/26/2007
Toluene	< 0.50	0.50	ug/L	EPA 8260B	6/26/2007
Ethylbenzene	< 0.50	0.50	ug/L	EPA 8260B	6/26/2007
Total Xylenes	< 0.50	0.50	ug/L	EPA 8260B	6/26/2007
Methyl-t-butyl ether (MTBE)	< 0.50	0.50	ug/L	EPA 8260B	6/26/2007
Diisopropyl ether (DIPE)	< 0.50	0.50	ug/L	EPA 8260B	6/26/2007
Ethyl-t-butyl ether (ETBE)	< 0.50	0.50	ug/L	EPA 8260B	6/26/2007
Tert-amyl methyl ether (TAME)	< 0.50	0.50	ug/L	EPA 8260B	6/26/2007
Tert-Butanol	< 5.0	5.0	ug/L	EPA 8260B	6/26/2007
TPH as Gasoline	< 50	50	ug/L	EPA 8260B	6/26/2007
Toluene - d8 (Surr)	97.6		%	EPA 8260B	6/26/2007
4-Bromofluorobenzene (Surr)	95.6		%	EPA 8260B	6/26/2007

Parameter	Measured Value	Method Reporting Limit	Units	Analysis Method	Date Analyzed
Benzene	< 0.50	0.50	ug/L	EPA 8260B	6/27/2007
Toluene	< 0.50	0.50	ug/L	EPA 8260B	6/27/2007
Ethylbenzene	< 0.50	0.50	ug/L	EPA 8260B	6/27/2007
Total Xylenes	< 0.50	0.50	ug/L	EPA 8260B	6/27/2007
Methyl-t-butyl ether (MTBE)	< 0.50	0.50	ug/L	EPA 8260B	6/27/2007
Diisopropyl ether (DIPE)	< 0.50	0.50	ug/L	EPA 8260B	6/27/2007
Ethyl-t-butyl ether (ETBE)	< 0.50	0.50	ug/L	EPA 8260B	6/27/2007
Tert-amyl methyl ether (TAME)	< 0.50	0.50	ug/L	EPA 8260B	6/27/2007
Tert-Butanol	< 5.0	5.0	ug/L	EPA 8260B	6/27/2007
TPH as Gasoline	< 50	50	ug/L	EPA 8260B	6/27/2007
Toluene - d8 (Surr)	98.6		%	EPA 8260B	6/27/2007
4-Bromofluorobenzene (Surr)	99.8		%	EPA 8260B	6/27/2007

Approved By:  _____
 Joel Kiff


QC Report : Matrix Spike/ Matrix Spike Duplicate

Project Name : 67107

Project Number : 67107

Parameter	Spiked Sample	Sample Value	Spike Level	Spike Dup. Level	Spiked Sample Value	Duplicate Spiked Sample Value	Units	Analysis Method	Date Analyzed	Spiked Sample Percent Recov.	Duplicate Spiked Sample Percent Recov.	Relative Percent Diff.	Spiked Sample Percent Recov. Limit	Relative Percent Diff. Limit
Benzene	57206-01	5.3	40.0	40.0	44.5	43.5	ug/L	EPA 8260B	6/27/07	98.0	95.7	2.43	70-130	25
Toluene	57206-01	<0.50	40.0	40.0	38.9	38.2	ug/L	EPA 8260B	6/27/07	97.2	95.6	1.64	70-130	25
Tert-Butanol	57206-01	220	200	200	382	375	ug/L	EPA 8260B	6/27/07	80.9	77.7	3.96	70-130	25
Methyl-t-Butyl Ether	57206-01	430	40.0	40.0	978	1020	ug/L	EPA 8260B	6/27/07	1380	1480	7.44	70-130	25
Benzene	57183-03	<0.50	40.0	40.0	38.8	37.8	ug/L	EPA 8260B	6/26/07	97.0	94.6	2.54	70-130	25
Toluene	57183-03	<0.50	40.0	40.0	37.4	36.6	ug/L	EPA 8260B	6/26/07	93.5	91.5	2.18	70-130	25
Tert-Butanol	57183-03	150	200	200	335	338	ug/L	EPA 8260B	6/26/07	93.9	95.3	1.53	70-130	25
Methyl-t-Butyl Ether	57183-03	16	40.0	40.0	55.6	54.9	ug/L	EPA 8260B	6/26/07	98.4	96.6	1.83	70-130	25
Benzene	57183-02	<0.50	40.0	40.0	41.0	40.8	ug/L	EPA 8260B	6/26/07	102	102	0.384	70-130	25
Toluene	57183-02	<0.50	40.0	40.0	41.1	41.0	ug/L	EPA 8260B	6/26/07	103	102	0.247	70-130	25
Tert-Butanol	57183-02	280	200	200	487	496	ug/L	EPA 8260B	6/26/07	101	105	4.42	70-130	25
Methyl-t-Butyl Ether	57183-02	7.2	40.0	40.0	45.6	45.1	ug/L	EPA 8260B	6/26/07	95.9	94.7	1.24	70-130	25

Approved By: Joel Kiff



KIFF ANALYTICAL, LLC

2795 2nd Street, Suite 300 Davis, CA 95618 530-297-4800

QC Report : Laboratory Control Sample (LCS)Project Name : **67107**Project Number : **67107**

Parameter	Spike Level	Units	Analysis Method	Date Analyzed	LCS Percent Recov.	LCS Percent Recov. Limit
Benzene	40.0	ug/L	EPA 8260B	6/27/07	95.9	70-130
Toluene	40.0	ug/L	EPA 8260B	6/27/07	98.1	70-130
Tert-Butanol	200	ug/L	EPA 8260B	6/27/07	103	70-130
Methyl-t-Butyl Ether	40.0	ug/L	EPA 8260B	6/27/07	89.7	70-130
Benzene	40.0	ug/L	EPA 8260B	6/26/07	95.0	70-130
Toluene	40.0	ug/L	EPA 8260B	6/26/07	93.3	70-130
Tert-Butanol	200	ug/L	EPA 8260B	6/26/07	95.3	70-130
Methyl-t-Butyl Ether	40.0	ug/L	EPA 8260B	6/26/07	96.3	70-130
Benzene	40.0	ug/L	EPA 8260B	6/26/07	101	70-130
Toluene	40.0	ug/L	EPA 8260B	6/26/07	103	70-130
Tert-Butanol	200	ug/L	EPA 8260B	6/26/07	104	70-130
Methyl-t-Butyl Ether	40.0	ug/L	EPA 8260B	6/26/07	94.9	70-130

KIFF ANALYTICAL, LLC

2795 2nd Street, Suite 300 Davis, CA 95618 530-297-4800

Approved By:



 Joel Kiff



Report Number : 57207

Date : 6/27/2007

Analysis Summary

Attention : Richard Munsch
 RDM Environmental
 6280 Brookshire Drive
 Rocklin, CA 95677

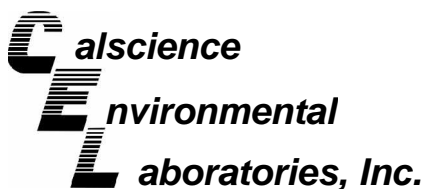
Project Name :67107
 Project Number : 67107

Sample Name			GW-INF		GW-MID		GW-EFF	
Sample Date			6/25/2007		6/25/2007		6/25/2007	
Analyte	Method	Units	MRL	Results	MRL	Results	MRL	Results
Benzene	EPA 8260B	ug/L	0.50	ND	0.50	ND	0.50	ND
Toluene	EPA 8260B	ug/L	0.50	ND	0.50	ND	0.50	ND
Ethylbenzene	EPA 8260B	ug/L	0.50	1.9	0.50	ND	0.50	ND
Total Xylenes	EPA 8260B	ug/L	0.50	8.6	0.50	ND	0.50	ND
Methyl-t-butyl ether (MTBE)	EPA 8260B	ug/L	0.50	2.5	0.50	0.79	0.50	ND
Diisopropyl ether (DIPE)	EPA 8260B	ug/L	0.50	ND	0.50	ND	0.50	ND
Ethyl-t-butyl ether (ETBE)	EPA 8260B	ug/L	0.50	ND	0.50	ND	0.50	ND
Tert-amyl methyl ether (TAME)	EPA 8260B	ug/L	0.50	ND	0.50	ND	0.50	ND
Tert-Butanol	EPA 8260B	ug/L	5.0	ND	5.0	ND	5.0	ND
TPH as Gasoline	EPA 8260B	ug/L	50	1100	50	ND	50	ND
Toluene - d8 (Surr)	EPA 8260B	%		99.0		99.4		99.6
4-Bromofluorobenzene (Surr)	EPA 8260B	%		95.4		99.6		114

MRL = Method Reporting Limit
 ND = Not Detected

Approved By,

Joel Kiff



July 03, 2007

Joel Kiff
Kiff Analytical
2795 2nd Street, Suite 300
Davis, CA 95616-6593

Subject: **Calscience Work Order No.: 07-06-1989**
Client Reference: 67107

Dear Client:

Enclosed is an analytical report for the above-referenced project. The samples included in this report were received 6/27/2007 and analyzed in accordance with the attached chain-of-custody.

Unless otherwise noted, all analytical testing was accomplished in accordance with the guidelines established in our Quality Systems Manual, applicable standard operating procedures, and other related documentation. The original report of subcontracted analysis, if any, is provided herein, and follows the standard Calscience data package. The results in this analytical report are limited to the samples tested and any reproduction thereof must be made in its entirety.

If you have any questions regarding this report, please do not hesitate to contact the undersigned.

Sincerely,

A handwritten signature in cursive script that reads 'Amanda Porter'.

Calscience Environmental
Laboratories, Inc.
Amanda Porter
Project Manager

Analytical Report



Kiff Analytical
2795 2nd Street, Suite 300
Davis, CA 95616-6593

Date Received: 06/27/07
Work Order No: 07-06-1989

Project: 67107

Page 1 of 1


Client Sample Number	Lab Sample Number	Date Collected	Matrix
GW-Eff	07-06-1989-1	06/25/07	Aqueous

Parameter	Result	RL	DF	Qual	Units	Date Prepared	Date Analyzed	Method
Chemical Oxygen Demand	12	5.0	1		mg/L	07/03/07	07/03/07	EPA 410.4

Method Blank				N/A	Aqueous			
--------------	--	--	--	-----	---------	--	--	--

Parameter	Result	RL	DF	Qual	Units	Date Prepared	Date Analyzed	Method
Chemical Oxygen Demand	ND	5.0	1		mg/L	07/03/07	07/03/07	EPA 410.4

RL - Reporting Limit , DF - Dilution Factor , Qual - Qualifiers





Quality Control - Duplicate



Kiff Analytical
2795 2nd Street, Suite 300
Davis, CA 95616-6593

Date Received: N/A
Work Order No: 07-06-1989

Project: 67107

Matrix: Aqueous

<u>Parameter</u>	<u>Method</u>	<u>QC Sample ID</u>	<u>Date Analyzed</u>	<u>Sample Conc</u>	<u>DUP Conc</u>	<u>RPD</u>	<u>RPD CL</u>	<u>Qualifiers</u>
Chemical Oxygen Demand	EPA 410.4	07-06-2081-1	07/03/07	8.0	7.0	13	0-25	


RPD - Relative Percent Difference , CL - Control Limit

7440 Lincoln Way, Garden Grove, CA 92841-1427 . TEL:(714) 895-5494 . FAX: (714) 894-7501

Work Order Number: 07-06-1989

<u>Qualifier</u>	<u>Definition</u>
*	See applicable analysis comment.
1	Surrogate compound recovery was out of control due to a required sample dilution, therefore, the sample data was reported without further clarification.
2	Surrogate compound recovery was out of control due to matrix interference. The associated method blank surrogate spike compound was in control and, therefore, the sample data was reported without further clarification.
3	Recovery of the Matrix Spike or Matrix Spike Duplicate compound was out of control due to matrix interference. The associated LCS and/or LCSD was in control and, therefore, the sample data was reported without further clarification.
4	The MS/MSD RPD was out of control due to matrix interference. The LCS/LCSD RPD was in control and, therefore, the sample data was reported without further clarification.
5	The PDS/PDSD associated with this batch of samples was out of control due to a matrix interference effect. The associated batch LCS/LCSD was in control and, hence, the associated sample data was reported with no further corrective action required.
A	Result is the average of all dilutions, as defined by the method.
B	Analyte was present in the associated method blank.
C	Analyte presence was not confirmed on primary column.
E	Concentration exceeds the calibration range.
H	Sample received and/or analyzed past the recommended holding time.
J	Analyte was detected at a concentration below the reporting limit and above the laboratory method detection limit. Reported value is estimated.
N	Nontarget Analyte.
ND	Parameter not detected at the indicated reporting limit.
Q	Spike recovery and RPD control limits do not apply resulting from the parameter concentration in the sample exceeding the spike concentration by a factor of four or greater.
U	Undetected at the laboratory method detection limit.
X	% Recovery and/or RPD out-of-range.
Z	Analyte presence was not confirmed by second column or GC/MS analysis.





WORK ORDER #: 07 - 06 - 1989

Cooler 1 of 1

SAMPLE RECEIPT FORM

CLIENT: KIPP ANALYTICAL

DATE: 6-27-07

TEMPERATURE - SAMPLES RECEIVED BY:

CALSCIENCE COURIER:

- Chilled, cooler with temperature blank provided.
Chilled, cooler without temperature blank.
Chilled and placed in cooler with wet ice.
Ambient and placed in cooler with wet ice.
Ambient temperature.
C Temperature blank.

LABORATORY (Other than CalScience Courier):

- 2.6 C Temperature blank.
C IR thermometer.
Ambient temperature.

Initial: WBS

CUSTODY SEAL INTACT:

Sample(s): Cooler: / No (Not Intact): Not Present:

Initial: WBS

SAMPLE CONDITION:

Table with 3 columns: Yes, No, N/A. Rows include Chain-Of-Custody document(s) received with samples, Sampler's name indicated on COC, Sample container label(s) consistent with custody papers, Sample container(s) intact and good condition, Correct containers and volume for analyses requested, Proper preservation noted on sample label(s), VOA vial(s) free of headspace, Tedlar bag(s) free of condensation.

Initial: WBS

COMMENTS:

Blank lines for handwritten comments.

CALIFORNIA LABORATORY SERVICES

3249 Fitzgerald Road Rancho Cordova, CA 95742

July 03, 2007

CLS Work Order #: CQF0932
COC #: 57207


Troy Turpen
KIFF Analytical
2795 Second St. Suite 300
Davis, CA 95616

Project Name: 67107

Enclosed are the results of analyses for samples received by the laboratory on 06/27/07 10:12. Samples were analyzed pursuant to client request utilizing EPA or other ELAP approved methodologies. I certify that the results are in compliance both technically and for completeness.

Analytical results are attached to this letter. Please call if we can provide additional assistance.

Sincerely,




James Liang, Ph.D.
Laboratory Director

CA DOHS ELAP Accreditation/Registration number 1233

CALIFORNIA LABORATORY SERVICES

KIFF Analytical 2795 Second St. Suite 300 Davis, CA 95616	Project: 67107 Project Number: 67107 Project Manager: Troy Turpen	CLS Work Order #: CQF0932 COC #: 57207
---	---	---

CQF0932

		2795 Second Street, Suite 300 Dav's, CA 95616 Lab: 530.297.4800 Fax: 530.297.4808		California Lab Services 3249 Fitzgerald Rd. Rancho Cordova, CA 95742 tel: (916) 638-7301 COC# 57207 Page 1 of 1																			
Project Contact (Hardcopy or PDF to): Troy Turpen			EDF Report? <input type="checkbox"/> Yes <input checked="" type="checkbox"/> No		Chain-of-Custody Record and Analysis Request																		
Company/Address: Kiff Analytical, LLC			Recommended but not mandatory to complete this section:			Analysis Request			Date due: July 3, 2007	For Lab Use Only													
Phone No.:		FAX No.:		Global ID:																			
Project Number: 67107		P.O. No.:		EDF Deliverable to (Email Address):																			
Project Name: 67107		E-mail address: inbox@kiffanalytical.com																					
Project Address:		Sampling		Container		Preservative		Matrix															
Sample Designation		Date	Time	VOA	Poly	Sleeve	Amber	Glass Jar	HNO ₃	H ₂ SO ₄	Na ₂ S ₂ O ₈	ZnAc ₂ & NaOH	NONE	WATER	SOIL	Air	T.S.S.						
GW-Eff		06/25/07	10:00	1									1	X				X					
Relinquished by: <i>Rozmasec</i>		Date: 06/27/07	Time: 10:12	Received by:		Remarks:																	
Relinquished by:		Date:	Time:	Received by:																			
Relinquished by: <i>[Signature]</i>		Date: 6-27-07	Time: 14:2	Received by Laboratory:		30		Bill to:				Accounts Payable											

CALIFORNIA LABORATORY SERVICES

Page 2 of 4

07/03/07 10:56

KIFF Analytical
2795 Second St. Suite 300
Davis, CA 95616

Project: 67107
Project Number: 67107
Project Manager: Troy Turpen

CLS Work Order #: CQF0932
COC #: 57207

Conventional Chemistry Parameters by APHA/EPA Methods

Analyte	Result	Reporting Limit	Units	Dilution	Batch	Prepared	Analyzed	Method	Notes
GW-EFF (CQF0932-01) Water Sampled: 06/25/07 10:00 Received: 06/27/07 10:12									
Total Suspended Solids	ND	5.0	mg/L	1	CQ05353	06/27/07	06/28/07	SM2540D	

CA DOHS ELAP Accreditation/Registration Number 1233

3249 Fitzgerald Road Rancho Cordova, CA 95742

www.californialab.com

916-638-7301

Fax: 916-638-4510

CALIFORNIA LABORATORY SERVICES

Page 3 of 4

07/03/07 10:56

KIFF Analytical
2795 Second St. Suite 300
Davis, CA 95616

Project: 67107
Project Number: 67107
Project Manager: Troy Turpen

CLS Work Order #: CQF0932
COC #: 57207

Conventional Chemistry Parameters by APHA/EPA Methods - Quality Control

Analyte	Result	Reporting Limit	Units	Spike Level	Source Result	%REC	%REC Limits	RPD	RPD Limit	Notes
---------	--------	-----------------	-------	-------------	---------------	------	-------------	-----	-----------	-------

Batch CQ05353 - General Preparation

Blank (CQ05353-BLK1)

Prepared: 06/27/07 Analyzed: 06/28/07

Total Suspended Solids	ND	5.0	mg/L							
------------------------	----	-----	------	--	--	--	--	--	--	--

CALIFORNIA LABORATORY SERVICES

Page 4 of 4

07/03/07 10:56

KIFF Analytical
2795 Second St. Suite 300
Davis, CA 95616

Project: 67107
Project Number: 67107
Project Manager: Troy Turpen

CLS Work Order #: CQF0932
COC #: 57207

Notes and Definitions

DET Analyte DETECTED
ND Analyte NOT DETECTED at or above the reporting limit
NR Not Reported
dry Sample results reported on a dry weight basis
RPD Relative Percent Difference

CA DOHS ELAP Accreditation/Registration Number 1233

3249 Fitzgerald Road Rancho Cordova, CA 95742

www.californialab.com

916-638-7301

Fax: 916-638-4510

Project Contact (Hardcopy or PDF To): Richard Munsell
 California EDF Report? Yes No
 Company / Address: RDM Env.
 Sampling Company Log Code:
 Phone #: 916 415 1134 Fax #: 916 415 1134 Global ID:
 Project #: 67107 P.O. #:
 Project Name: Sampler Signature: [Signature]

Chain-of-Custody Record and Analysis Request

Sample Designation	Sampling		Container				Preservative			Matrix			TAT	For Lab Use Only	
	Date	Time	40 ml VOA	Sleeve	Poly	Glass	Tedlar	HCl	HNO ₃	None	Water	Soil			Air
GW - SWP	6/25/07	1010	3					3			X			1 wk	01
GW - MID	1	1005	3					3			X				02
GW - EFF	1	1000	3	1	1			3	1	1	X			X	03

Analysis Request													TAT
MTBE (EPA 8260B) per EPA 8021 level @ 5.0 ppb													<input type="checkbox"/> 12 hr
MTBE (EPA 8260B) @ 0.5 ppb													<input type="checkbox"/> 24 hr
BTEX (EPA 8260B)	X	X	X										<input type="checkbox"/> 48 hr
TPH Gas (EPA 8260B)	X	X	X										<input type="checkbox"/> 72 hr
5 Oxygenates (EPA 8260B)	X	X	X										
7 Oxygenates (EPA 8260B)													
Lead Scav. (1,2 DCA & 1,2 EDB-EPA 8260B)													
Volatile Halocarbons (EPA 8260B)													
Volatile Organics Full List (EPA 8260B)													
Volatile Organics (EPA 524.2 Drinking Water)													
TPH as Diesel (EPA 8015M)													
TPH as Motor Oil (EPA 8015M)													
Total Lead (EPA 6010)													
W.E.T. Lead (STLC)													
T.S.S.													
U.S.P.													

Relinquished by: <u>[Signature]</u>	Date	Time	Received by:
Relinquished by: <u>[Signature]</u>	Date	Time	Received by:
Relinquished by:	Date <u>062607</u>	Time <u>1137</u>	Received by Laboratory: <u>[Signature]</u> KIFF Analytical

Remarks: STAT
Email Copy to RDM
 Bill to: Tesoro/Amoroso/Johnson/Jeff Baker
 For Lab Use Only: Sample Receipt

Temp °C	Initials	Date	Time	Therm. ID #	Coolant Present
0-8	JGB	062607	1444	ZRS	(Yes / No)