



**CONESTOGA-ROVERS
& ASSOCIATES**

www.CRAworld.com

R0495

July 11, 2007

Mr. Robert Weston
Alameda County Health Care Services Agency
1131 Harbor Bay Parkway
Alameda, California 94502

Re: **Underground Storage Tank Removal Report**
Shell-branded Service Station
29 Wildwood Avenue
Piedmont, California
SAP Code 135765
CRA Project No. 200687-2

Dear Mr. Weston:

Conestoga-Rovers & Associates (CRA) prepared this report on behalf of Equilon Enterprises LLC dba Shell Oil Products US (Shell) to document the recent underground storage tank (UST) removal activities at the referenced site. Under Alameda County Health Care Services Agency (ACHCSA) direction, CRA performed soil sampling following the removal of one waste oil UST. CRA performed the work in accordance with ACHCSA and San Francisco Bay Regional Water Quality Control Board (RWQCB) guidelines.

SITE DESCRIPTION

The subject site is located at the northeast corner of the Wildwood Avenue and Grand Avenue intersection in a mixed commercial and residential area of Piedmont, California (Figure 1). Prior to the waste oil UST removal, the site layout included a station building, three gasoline USTs, one waste oil UST, and two dispenser islands (Figure 2).

RECEIVED

JUL 13 2007

ENVIRONMENTAL HEALTH SERVICES

REGISTERED COMPANY
ISO 9001
ENGINEERING DESIGN



SAMPLING ACTIVITIES AND SAMPLE ANALYSES

On May 9, 2007, Wayne Perry, Inc. (Wayne Perry) of Sacramento, California removed one 550-gallon single-wall fiberglass waste oil UST. Attachment A presents standard tank removal sampling procedures.

Personnel Present:

- Robert Weston, Senior Hazardous Materials Specialist, ACHCSA
- Frank Kramer, Construction Foreman, Wayne Perry
- Scott Lewis, Senior Staff Geologist, CRA

Sampling Date: May 9, 2007

UST Removal Observations: CRA observed no cracks, holes, or corrosion in the UST upon removal.

UST Excavation Soil Sampling: CRA collected one soil sample (WO-1-5') from a sidewall of the UST excavation at the approximate soil-water interface at a depth of 5 feet below grade using a backhoe. Figure 2 shows the sampling location. The soil was removed from the backhoe bucket and packed into a clean brass sample tube; the tube ends were covered with Teflon[®] tape and plastic end caps. The soil sample was labeled, placed into a cooler with ice, entered onto a chain-of-custody record, and transported to a California-certified analytical laboratory.

UST Excavation Grab Water Sampling: CRA collected one grab water sample (WO-W) from the excavation using a disposable bailer. The sample was placed into appropriate glass and plastic containers, labeled, placed into a cooler with ice, entered onto a chain-of-custody record, and transported to a California-certified analytical laboratory.

Chemical Analyses: State-certified laboratories Kiff Analytical LLC (Kiff) of Davis, California and Calscience Environmental Laboratories, Inc. (Calscience) of Garden Grove, California analyzed the samples for:

- Oil and grease as hexane extractable material by EPA Method 1664 A (Modified);
- Total petroleum hydrocarbons as diesel (TPHd) by EPA Method 8015 (Modified);
- Total petroleum hydrocarbons as gasoline (TPHg), benzene, toluene, ethylbenzene, and total xylenes (BTEX), methyl tertiary-butyl ether (MTBE), ethyl tertiary-butyl ether (ETBE), di-isopropyl ether (DIPE), tertiary-amyl methyl ether (TAME), tertiary-butanol (TBA), ethanol, 1,2-dichloroethane (1,2-DCA), 1,2-dibromoethane (EDB), 1,4-dioxane, and chlorinated hydrocarbons by EPA Method 8260B;



- Cadmium, chromium, lead, nickel, and zinc by EPA Method 6010B;
- Polychlorinated biphenyls (PCBs) by EPA Method 8082; and
- Polynuclear aromatics (PNAs), pentachlorophenol (PCP), and creosote by EPA Method 8270C.

Attachment B includes the laboratory report.

Soil Disposal: No soil or pea gravel was removed from the site during the waste oil UST removal activities. CRA collected one four-point composite sample from the pea gravel removed from the UST excavation during soil sampling activities. State-certified laboratories Kiff and Calscience analyzed the composite sample for:

- Total recoverable petroleum hydrocarbons by EPA Method 418.1 (Modified);
- TPHd by EPA Method 8015 (Modified);
- TPHg and toxicity characteristic leaching procedure (TCLP) volatile organic compounds by EPA Method 8260B;
- Antimony, arsenic, barium, beryllium, cadmium, chromium, cobalt, copper, lead, mercury, molybdenum, nickel, selenium, silver, thallium, vanadium, and zinc by EPA Method 6010B;
- TCLP semi-volatile organic compounds by EPA Method 8270C;
- PCBs by EPA Method 8082; and
- Reactive cyanide and sulfide per SW-846, Chapter 7.

With approval from ACHCSA staff, the pea gravel was placed back into the excavation. Attachment B includes the laboratory report.

ANALYTICAL RESULTS

Table 1 summarizes soil analytical results, Table 2 summarizes grab groundwater analytical results, and Attachment B presents the laboratory analytical reports. A summary of these data is presented below.

The soil sample (WO-1-5') collected from the UST excavation contained 17 milligrams per kilogram (mg/kg) oil and grease, 1.7 mg/kg TPHd, 33.1 mg/kg chromium, 6.33 mg/kg lead, 34.8 mg/kg nickel, 25.2 mg/kg zinc, and 1.4 mg/kg bis (2-ethylhexyl) phthalate.



The unfiltered grab water sample (WO-W) collected from the UST excavation contained 1,300 micrograms per liter (ug/L) oil and grease, 710 ug/L TPHd, 1,100 ug/L TPHg with an associated note from the laboratory that the hydrocarbons reported as TPHg do not exhibit a typical gasoline chromatographic pattern, 6.2 ug/L benzene, 84 ug/L toluene, 1.1 ug/L ethylbenzene, 3.2 ug/L total xylenes, 14 ug/L ethanol, 99 ug/L methylene chloride, 66.0 ug/L chromium, 98.5 ug/L lead, 87.8 ug/L nickel, 1,820 ug/L zinc, 35 ug/L benzyl alcohol, and 1,000 ug/L benzoic acid.

Based on these concentrations, Shell submitted an Underground Storage Tank Unauthorized Release (Leak)/Site Contamination Report (Unauthorized Release Report) on May 21, 2007. Attachment C presents this report.

CONCLUSIONS

As shown in Table 1, all the soil detections are below the lowest RWQCB environmental screening levels (ESLs) for shallow soil (fewer than 3 meters below grade) where groundwater is a current or potential drinking water source for residential land use areas.

While it cannot be precluded from potential future drinking water use, groundwater in this area is not currently a drinking water source. Considering the predominantly commercial nature of the local land use in the immediate site vicinity and the very shallow water depth, it is unlikely that the first water-bearing zone would be used as a source of drinking water in the foreseeable future. Further, based on the June 1999 California Regional Water Quality Control Board, San Francisco Bay Region Groundwater Committee "East Bay Plain Groundwater Basin Beneficial Use Evaluation Report for Alameda and Contra Costa Counties, CA", there are no plans to develop local groundwater resources in this area for drinking water purposes, because of existing or potential saltwater intrusion, contamination, or poor or limited quantity. Thus, the more applicable ESLs for this site are those for sites where groundwater is not a current or potential source for drinking water. As shown in Table 2, with the exception of TPHd, TPHg, and the metals lead, nickel, and zinc, all the groundwater detections in the grab water sample are below the RWQCB ESLs for groundwater where groundwater is not considered a current or potential drinking water source.



CLOSING

If you have any questions regarding the contents of this report, please call Dennis Baertschi at (707) 268-3813.

Sincerely,
Conestoga-Rovers & Associates

Dennis Baertschi for:

Dennis Baertschi
Project Geologist

Aubrey K. Cool

Aubrey K. Cool, PG
Professional Geologist



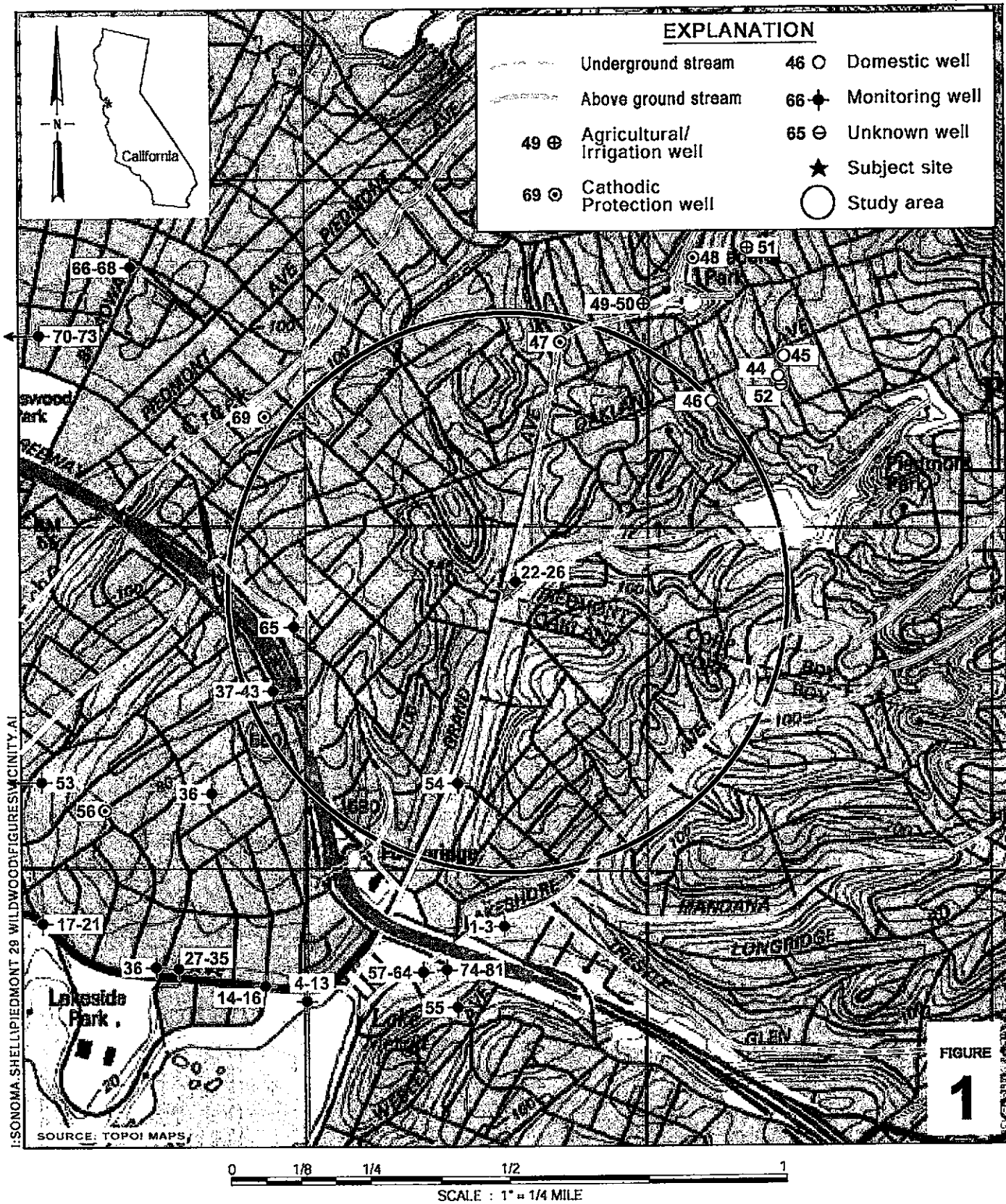
Figures: 1 - Vicinity Map
2 - Site Plan

Tables: 1 - Soil Analytical Data
2 - Grab Water Analytical Data

Attachments: A - Tank Removal Sampling Procedures
B - Laboratory Analytical Reports
C - Unauthorized Release Report

cc: Bill Merchant, Shell Oil Products US, 4801 Laguna Boulevard, Suite 105-290, Elk Grove, CA 95758
Denis Brown, Shell Oil Products US, 20945 S. Wilmington Avenue, Carson, California 90810
Jerry Wickham, Alameda County Health Care Services Agency, 1131 Harbor Bay Parkway, Suite 250, Alameda, CA 94502

\\son-s1\shared\Sonoma.Shell\Piedmont 29 Wildwood\2007 Waste oil tank pull\5-07 WOT Pull Report.doc




Shell-branded Service Station
29 Wildwood Avenue
Piedmont, California



**CONESTOGA-ROVERS
& ASSOCIATES**

Vicinity Map

FIGONS-115HAREDSNONOMA SHELLPEDIEMONT 28 WILDWOODFIGURESITE PLANDWG



EXPLANATION	
WO-1	Soil sample location (CRA, 5/09/07)
WO-W	Grab groundwater sample location (CRA, 5/09/07)
MW-1	Monitoring well location
E-4	Destroyed flowing artesian monitoring well
D-1-3.0	Soil sample location
BH-D	Soil boring location (Weiss)
B-1	Soil boring location (older)
E-1	Soil boring location (EMCON)
SD	Storm drain line (SD)
SD	Storm drain line (SD) (boxed culvert)
SS	Sanitary sewer line (SS)
W	Water line (W)
G	Gas line (G)
E	Electrical line (E)
OE	Overhead electrical line (OE)
○	Utility pole
□	Electrical vault
⊕	Electrical transformer
△	Manhole
→	Flow direction
○	Storm drain Inlet
●	Product dispenser number

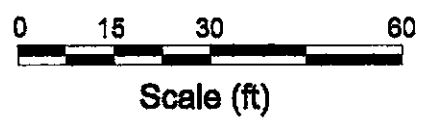



FIGURE
2

Site Plan



Shell-branded Service Station
29 Wildwood Avenue
Piedmont, California

Table 1. Soil Analytical Data - Shell-branded Service Station, 29 Wildwood Avenue, Piedmont, California

Sample ID	Date Sampled	Depth	O&G	TPHd	TPHg	BTEX	Chlorinated										Bis (2-Ethylhexyl) Phthalate	PCP	Creosote	PCBs
							Hydrocarbons	OXYs	Ethanol	1,2-DCA	EDB	Cd	Cr	Pb	Ni	Zn				
		(fbg)	(mg/kg)																	
WO-1-5'	09-May-07	5	17	1.7	<1.0	<0.0050	ND	<0.0050	<0.010	<0.0050	<0.0050	<0.500	33.1	6.33	34.8	25.2	1.4	<2.5	<0.50	<0.05
SFBRWQCB ESLs for shallow soil where groundwater is a current or potential drinking water source (Residential Land Use)																				
		--	100	100	Varies	Varies	Varies	45	0.0045	0.00033	1.7	58	150	150	600	66	4.4	--	0.22	

Abbreviations and Notes:

O&G = Oil and grease as hexane extractable material by EPA Method 1664 A (Modified)

TPHd = Total petroleum hydrocarbons as diesel by EPA Method 8015 (Modified)

TPHg = Total petroleum hydrocarbons as gasoline by EPA Method 8260B

BTEX = Benzene, toluene, ethylbenzene, and total xylenes by EPA Method 8260B

Chlorinated hydrocarbons by EPA Method 8260B; see laboratory analytical report for a complete list of specific constituents

OXYs = Methyl tertiary-butyl ether, di-isopropyl ether, ethyl tertiary-butyl ether, tertiary-amyl methyl ether, and tertiary-butanol by EPA Method 8260B

Ethanol by EPA Method 8260B

1,2-DCA = 1,2-Dichloroethane by EPA Method 8260B

EDB = 1,2-Dibromoethane by EPA Method 8260B

Cd = Cadmium by EPA Method 6010B

Cr = Chromium by EPA Method 6010B

Pb = Lead by EPA Method 6010B

Ni = Nickel by EPA Method 6010B

Zn = Zinc by EPA Method 6010B

Bis (2-Ethylhexyl) Phthalate by EPA Method 8270C.

PCP = Pentachlorophenol by EPA Method 8270C

Creosote analyzed by EPA Method 8270C. It is reported as a combination of naphthalene, acenaphthylene, fluorene, phenanthrene, anthracene, fluoranthene, pyrene, 1-methylnaphthalene, and 2-methylnaphthalene.

PCBs = Polychlorinated biphenyls by EPA Method 8082; see laboratory analytical report for a complete list of specific constituents

fbg = Feet below grade

mg/kg = Milligrams per kilogram (parts per million)

<x = Not detected at reporting limit x

ND = Not detected; see laboratory analytical report for constituent-specific reporting limits

-- = No applicable environmental screening level

All detected constituents tabulated. See laboratory report for complete results.

Data in **BOLD** equals or exceeds applicable San Francisco Bay Regional Water Quality Control Board (SFBRWQCB) environmental screening level (ESL) value

Table 2. Grab Water Analytical Data - Shell-branded Service Station, 29 Wildwood Avenue, Piedmont, California

Sample ID	Date Sampled	O&G	TPHd	TPHg	Benzene	Toluene	Ethyl-benzene	Total Xylenes	OXYs	Ethanol	1,2-DCA	EDB	Methylene Chloride	Cd	Cr	Pb	Ni	Zn	Benzyl Alcohol	Benzoic Acid	PCP	Creosote	PCBs
													(ug/L)										
WO-W	09-May-07	1,300	710	1,100 a	6.2	84	1.1	3.2	ND	14	<0.50	<0.50	99	<5.00	66.0	98.5	87.8	1,820	35	1,000	<10	<10	<1.0
SFBRWQCB ESLs for groundwater which is not a current or potential drinking water source (Residential or Commercial Land Use)																							
		--	640	500	46	130	290	100	Varies	50,000	200	150	2,200	1.1	180	2.5	8.2	81	--	--	7.9	--	0.014

Abbreviations and Notes:

- O&G = Oil and grease as hexane extractable material by EPA Method 1664 A (Modified)
- TPHd = Total petroleum hydrocarbons as diesel by EPA Method 8015 (Modified)
- TPHg = Total petroleum hydrocarbons as gasoline by EPA Method 8260B
- Benzene, toluene, ethylbenzene, and total xylenes by EPA Method 8260B
- OXYs = Methyl tertiary-butyl ether, di-isopropyl ether, ethyl tertiary-butyl ether, tertiary-amyl methyl ether, and tertiary-butanol by EPA Method 8260B
- Ethanol by EPA Method 8260B
- 1,2-DCA = 1,2-Dichloroethane by EPA Method 8260B
- EDB = 1,2-Dibromoethane by EPA Method 8260B
- Methylene chloride by EPA Method 8260B
- Cd = Cadmium by EPA Method 6010B
- Cr = Chromium by EPA Method 6010B
- Pb = Lead by EPA Method 6010B
- Ni = Nickel by EPA Method 6010B
- Zn = Zinc by EPA Method 6010B
- Benzyl alcohol and benzoic acid by EPA Method 8270C
- PCP = Pentachlorophenol by EPA Method 8270C
- Creosote analyzed by EPA Method 8270C. It is reported as a combination of naphthalene, acenaphthylene, fluorene, phenanthrene, anthracene, fluoranthene, pyrene, 1-methylnaphthalene, and 2-methylnaphthene.
- PCBs = Polychlorinated biphenyls by EPA Method 8082; see laboratory analytical report for a complete list of specific constituents
- ug/L = Micrograms per liter (parts per billion)
- <x = Not detected at reporting limit x
- ND = Not detected; see laboratory analytical report for constituent-specific reporting limits
- = No applicable environmental screening level

a = Hydrocarbons reported as TPHg do not exhibit a typical gasoline chromatographic pattern.

All detected constituents tabulated. See laboratory report for a complete list of specific constituents and results.

Data in **BOLD** equals or exceeds San Francisco Bay Regional Water Quality Control Board (SFBRWQCB) environmental screening level (ESL) value (Table B)

ATTACHMENT A

Tank Removal Sampling Procedures

TANK REMOVAL SAMPLING PROCEDURES

This document describes Conestoga-Rovers and Associates (CRA) standard operating procedures for collecting soil and ground water samples during underground storage tank removal. These procedures ensure that the samples are collected, handled, and documented in compliance with California Administration Code Title 23: Waters; Chapter 3: Water Resources Control Board; Subchapter 16: Underground Storage Tank Regulations (Title 23). CRA's sampling procedures are based on guidelines contained in the California State Regional Water Quality Control Board Tri-Regional Staff Recommendations for Preliminary Evaluation and Investigation of Underground Tank Sites dated August 10, 1990.

Tank Removal Sampling

The objective of sample collection during routine underground storage tank removals is to determine whether hydrocarbons or other stored chemicals have leaked to the subsurface. If no ground water is encountered within the tank excavation, CRA will sample native soil 1 to 2 ft beneath the removed tank. Additional soil samples may also be collected at locations of obvious spillage to determine maximum concentrations in the surrounding soils. For underground storage tanks with a capacity of less than 1,000 gallons, one soil sample is collected beneath the fill end of the tank. For tanks with a capacity of between 1,000 and 10,000 gallons, one soil sample is collected beneath each end of the tank. For tanks larger than 10,000 gallons, 3 or more soil samples are collected beneath the removed tank. We also collect one soil sample for every 20 ft of product piping.

In cases where ground water is encountered within underground storage tank excavations, CRA will collect confirmatory soil samples from the excavation sidewalls just above the soil/ground water interface and a representative ground water sample from the excavation. The excavation is typically purged and allowed to recover prior to collecting the water sample. For tanks with capacities of 10,000 gallons or less, one soil sample is collected from the wall at each end of the tank excavation. For tanks with capacities greater than 10,000 gallons, or tank clusters, at least four soil samples are collected from the excavation walls next to the tank ends. Piping samples are collected in native soil 1 to 2 ft beneath the removed piping. One sample is typically collected for every 20 linear ft of piping unless regulatory agencies approve of different sampling requirements.

The soil samples are collected in steam cleaned brass or steel tubes from either a driven split-spoon type sampler or the bucket of a backhoe. When a backhoe is used, approximately three inches of soil are scraped from the surface and the tube is driven into the exposed soil.

Upon removal from the split-spoon sampler or the backhoe, the samples are trimmed flush, capped with Teflon sheets and plastic end caps, labeled, logged and refrigerated for delivery under chain of custody to a State certified analytic laboratory.

The ground water sample is collected using steam cleaned Teflon or PVC bailers, decanted into a volatile organic analysis (VOA) bottle or other appropriate clean sample container, refrigerated and transported under chain of custody to a State certified analytic laboratory.

ATTACHMENT B

Laboratory Analytical Reports



Report Number : 56397

Date : 5/17/2007

Aubrey Cool
Conestoga-Rovers & Associates
5900 Hollis Street, Suite A
Emeryville, CA 94608

Subject : 1 Soil Sample and 1 Water Sample
Project Name : 29 Wildwood Avenue, Piedmont, CA
Project Number : 200687-002
P.O. Number : 135765

Dear Ms. Cool,

Chemical analysis of the samples referenced above has been completed. Summaries of the data are contained on the following pages. Sample(s) were received under documented chain-of-custody. US EPA protocols for sample storage and preservation were followed.

Kiff Analytical is certified by the State of California (# 2236). If you have any questions regarding procedures or results, please call me at 530-297-4800.

Sincerely,

A handwritten signature in black ink, appearing to read "Joel Kiff". The signature is stylized and somewhat cursive.

Joel Kiff



Report Number : 56397

Date : 5/17/2007

Subject : 1 Soil Sample and 1 Water Sample
Project Name : 29 Wildwood Avenue, Piedmont, CA
Project Number : 200687-002
P.O. Number : 135765

Case Narrative

Matrix Spike/Matrix Spike Duplicate Results associated with sample WO-1-5' for the analyte TPH as Diesel were affected by the analyte concentrations already present in the un-spiked sample.

Hydrocarbons reported as TPH as Gasoline do not exhibit a typical Gasoline chromatographic pattern for sample WO-W.

Approved By: _____

Joel Kiff

Project Name : **29 Wildwood Avenue, Piedmont, CA**

Project Number : **200687-002**

Sample : **WO-1-5'**

Matrix : Soil

Lab Number : 56397-01

Sample Date :5/9/2007

Parameter	Measured Value	Method Reporting Limit	Units	Analysis Method	Date Analyzed
TPH as Diesel	1.7	1.0	mg/Kg	M EPA 8015	5/11/2007
1-Chlorooctadecane (Diesel Surrogate)	96.2		% Recovery	M EPA 8015	5/11/2007

Sample : **WO-W**

Matrix : Water

Lab Number : 56397-02

Sample Date :5/9/2007

Parameter	Measured Value	Method Reporting Limit	Units	Analysis Method	Date Analyzed
TPH as Diesel	710	50	ug/L	M EPA 8015	5/15/2007
Octacosane (Diesel Surrogate)	102		% Recovery	M EPA 8015	5/15/2007

Approved By:


Joel Kiff

Sample : WO-1-5'

Project Name : 29 Wildwood Avenue,

Project Number : 200687-002

Lab Number : 56397-01

Date Analyzed : 5/14/2007

Matrix : Soil

Sample Date :5/9/2007

Analysis Method: EPA 8260B

Parameter	Measured Value	MRL	Units
TPH as Gasoline	< 1.0	1.0	mg/Kg
Methyl-t-butyl ether (MTBE)	< 0.0050	0.0050	mg/Kg
Diisopropyl ether (DIPE)	< 0.0050	0.0050	mg/Kg
Ethyl-t-butyl ether (ETBE)	< 0.0050	0.0050	mg/Kg
Tert-amyl methyl ether (TAME)	< 0.0050	0.0050	mg/Kg
Tert-Butanol	< 0.0050	0.0050	mg/Kg
Ethanol	< 0.010	0.010	mg/Kg
Chloromethane	< 0.0050	0.0050	mg/Kg
Vinyl Chloride	< 0.0050	0.0050	mg/Kg
Bromomethane	< 0.020	0.020	mg/Kg
Chloroethane	< 0.0050	0.0050	mg/Kg
Trichlorofluoromethane	< 0.0050	0.0050	mg/Kg
1,1-Dichloroethene	< 0.0050	0.0050	mg/Kg
Methylene Chloride	< 0.0050	0.0050	mg/Kg
trans-1,2-Dichloroethene	< 0.0050	0.0050	mg/Kg
1,1-Dichloroethane	< 0.0050	0.0050	mg/Kg
cis-1,2-Dichloroethene	< 0.0050	0.0050	mg/Kg
Chloroform	< 0.0050	0.0050	mg/Kg
1,1,1-Trichloroethane	< 0.0050	0.0050	mg/Kg
1,2-Dichloroethane	< 0.0050	0.0050	mg/Kg
Carbon Tetrachloride	< 0.0050	0.0050	mg/Kg
Benzene	< 0.0050	0.0050	mg/Kg
Trichloroethene	< 0.0050	0.0050	mg/Kg
1,2-Dichloropropane	< 0.0050	0.0050	mg/Kg
Bromodichloromethane	< 0.0050	0.0050	mg/Kg
cis-1,3-Dichloropropene	< 0.0050	0.0050	mg/Kg
Toluene	< 0.0050	0.0050	mg/Kg
trans-1,3-Dichloropropene	< 0.0050	0.0050	mg/Kg
1,1,2-Trichloroethane	< 0.0050	0.0050	mg/Kg
Tetrachloroethene	< 0.0050	0.0050	mg/Kg
Dibromochloromethane	< 0.0050	0.0050	mg/Kg
1,2-Dibromoethane	< 0.0050	0.0050	mg/Kg
Chlorobenzene	< 0.0050	0.0050	mg/Kg
Ethylbenzene	< 0.0050	0.0050	mg/Kg
P,M-Xylene	< 0.0050	0.0050	mg/Kg
O-Xylene	< 0.0050	0.0050	mg/Kg
Bromoform	< 0.0050	0.0050	mg/Kg

Parameter	Measured Value	MRL	Units
1,1,2,2-Tetrachloroethane	< 0.0050	0.0050	mg/Kg
1,3-Dichlorobenzene	< 0.0050	0.0050	mg/Kg
1,4-Dichlorobenzene	< 0.0050	0.0050	mg/Kg
1,2-Dichlorobenzene	< 0.0050	0.0050	mg/Kg
1,4-Dioxane	< 0.050	0.050	mg/Kg
1,2-Dichloroethane-d4 (Surr)	107		% Recovery
Toluene-d8 (Surr)	99.1		% Recovery
4-Bromofluorobenzene (Surr)	100		% Recovery

1) MRL = Method reporting limit
2) MRL raised due to interference

Approved By:



 Joel Kiff

Sample : **WO-W**

Project Name : **29 Wildwood Avenue,**

Project Number : **200687-002**

Lab Number : 56397-02

Date Analyzed : 5/17/2007

Matrix : Water

Sample Date :5/9/2007

Analysis Method: EPA 8260B

Parameter	Measured Value	MRL ¹	Units
TPH as Gasoline	1100	50	ug/L
Methyl-t-butyl ether (MTBE)	< 0.50	0.50	ug/L
Diisopropyl ether (DIPE)	< 0.50	0.50	ug/L
Ethyl-t-butyl ether (ETBE)	< 0.50	0.50	ug/L
Tert-amyl methyl ether (TAME)	< 0.50	0.50	ug/L
Tert-Butanol	< 5.0	5.0	ug/L
Ethanol	14	5.0	ug/L
Chloromethane	< 0.50	0.50	ug/L
Vinyl Chloride	< 0.50	0.50	ug/L
Bromomethane	< 20	20	ug/L
Chloroethane	< 0.50	0.50	ug/L
Trichlorofluoromethane	< 0.50	0.50	ug/L
1,1-Dichloroethene	< 0.50	0.50	ug/L
Methylene Chloride	99	5.0	ug/L
trans-1,2-Dichloroethene	< 0.50	0.50	ug/L
1,1-Dichloroethane	< 0.50	0.50	ug/L
cis-1,2-Dichloroethene	< 0.50	0.50	ug/L
Chloroform	< 0.50	0.50	ug/L
1,1,1-Trichloroethane	< 0.50	0.50	ug/L
1,2-Dichloroethane	< 0.50	0.50	ug/L
Carbon Tetrachloride	< 0.50	0.50	ug/L
Benzene	6.2	0.50	ug/L
Trichloroethene	< 0.50	0.50	ug/L
1,2-Dichloropropane	< 0.50	0.50	ug/L
Bromodichloromethane	< 0.50	0.50	ug/L
cis-1,3-Dichloropropene	< 0.50	0.50	ug/L
Toluene	84	0.50	ug/L
trans-1,3-Dichloropropene	< 0.50	0.50	ug/L
1,1,2-Trichloroethane	< 0.50	0.50	ug/L
Tetrachloroethene	< 0.50	0.50	ug/L
Dibromochloromethane	< 0.50	0.50	ug/L
1,2-Dibromoethane	< 0.50	0.50	ug/L
Chlorobenzene	< 0.50	0.50	ug/L
Ethylbenzene	1.1	0.50	ug/L
P,M-Xylene	1.9	1.0	ug/L
O-Xylene	1.3	0.50	ug/L
Bromoform	< 0.50	0.50	ug/L

Parameter	Measured Value	MRL ¹	Units
1,1,2,2-Tetrachloroethane	< 0.50	0.50	ug/L
1,3-Dichlorobenzene	< 0.50	0.50	ug/L
1,4-Dichlorobenzene	< 0.50	0.50	ug/L
1,2-Dichlorobenzene	< 0.50	0.50	ug/L
1,4-Dioxane	< 10	10	ug/L
1,2-Dichloroethane-d4 (Surr)	103		% Recovery
Toluene-d8 (Surr)	101		% Recovery
4-Bromofluorobenzene (Surr)	106		% Recovery

1) MRL = Method reporting limit
 2) MRL raised due to interference

Approved By:



Joel Kiff

QC Report : Method Blank Data

Project Name : 29 Wildwood Avenue, Piedmont, CA

Project Number : 200687-002

Parameter	Measured Value	Method Reporting Limit	Units	Analysis Method	Date Analyzed
TPH as Diesel	< 1.0	1.0	mg/Kg	M EPA 8015	5/11/2007
1-Chlorooctadecane (Diesel Surrogate)	75.4		%	M EPA 8015	5/11/2007
TPH as Diesel	< 50	50	ug/L	M EPA 8015	5/10/2007
Octacosane (Diesel Surrogate)	108		%	M EPA 8015	5/10/2007
TPH as Gasoline	< 1.0	1.0	mg/Kg	EPA 8260B	5/14/2007
Methyl-t-butyl ether (MTBE)	< 0.0050	0.0050	mg/Kg	EPA 8260B	5/14/2007
Diisopropyl ether (DIPE)	< 0.0050	0.0050	mg/Kg	EPA 8260B	5/14/2007
Ethyl-t-butyl ether (ETBE)	< 0.0050	0.0050	mg/Kg	EPA 8260B	5/14/2007
Tert-amyl methyl ether (TAME)	< 0.0050	0.0050	mg/Kg	EPA 8260B	5/14/2007
Tert-Butanol	< 0.0050	0.0050	mg/Kg	EPA 8260B	5/14/2007
Ethanol	< 0.010	0.010	mg/Kg	EPA 8260B	5/14/2007
Chloromethane	< 0.0050	0.0050	mg/Kg	EPA 8260B	5/14/2007
Vinyl Chloride	< 0.0050	0.0050	mg/Kg	EPA 8260B	5/14/2007
Bromomethane	< 0.020	0.020	mg/Kg	EPA 8260B	5/14/2007
Chloroethane	< 0.0050	0.0050	mg/Kg	EPA 8260B	5/14/2007
Trichlorofluoromethane	< 0.0050	0.0050	mg/Kg	EPA 8260B	5/14/2007
1,1-Dichloroethene	< 0.0050	0.0050	mg/Kg	EPA 8260B	5/14/2007
Methylene Chloride	< 0.0050	0.0050	mg/Kg	EPA 8260B	5/14/2007
trans-1,2-Dichloroethene	< 0.0050	0.0050	mg/Kg	EPA 8260B	5/14/2007
1,1-Dichloroethane	< 0.0050	0.0050	mg/Kg	EPA 8260B	5/14/2007
cis-1,2-Dichloroethene	< 0.0050	0.0050	mg/Kg	EPA 8260B	5/14/2007
Chloroform	< 0.0050	0.0050	mg/Kg	EPA 8260B	5/14/2007
1,1,1-Trichloroethane	< 0.0050	0.0050	mg/Kg	EPA 8260B	5/14/2007
1,2-Dichloroethane	< 0.0050	0.0050	mg/Kg	EPA 8260B	5/14/2007
Carbon Tetrachloride	< 0.0050	0.0050	mg/Kg	EPA 8260B	5/14/2007
Benzene	< 0.0050	0.0050	mg/Kg	EPA 8260B	5/14/2007
Trichloroethene	< 0.0050	0.0050	mg/Kg	EPA 8260B	5/14/2007
1,2-Dichloropropane	< 0.0050	0.0050	mg/Kg	EPA 8260B	5/14/2007
Bromodichloromethane	< 0.0050	0.0050	mg/Kg	EPA 8260B	5/14/2007
cis-1,3-Dichloropropene	< 0.0050	0.0050	mg/Kg	EPA 8260B	5/14/2007
Toluene	< 0.0050	0.0050	mg/Kg	EPA 8260B	5/14/2007
trans-1,3-Dichloropropene	< 0.0050	0.0050	mg/Kg	EPA 8260B	5/14/2007

Parameter	Measured Value	Method Reporting Limit	Units	Analysis Method	Date Analyzed
1,1,2-Trichloroethane	< 0.0050	0.0050	mg/Kg	EPA 8260B	5/14/2007
Tetrachloroethene	< 0.0050	0.0050	mg/Kg	EPA 8260B	5/14/2007
Dibromochloromethane	< 0.0050	0.0050	mg/Kg	EPA 8260B	5/14/2007
1,2-Dibromoethane	< 0.0050	0.0050	mg/Kg	EPA 8260B	5/14/2007
Chlorobenzene	< 0.0050	0.0050	mg/Kg	EPA 8260B	5/14/2007
Ethylbenzene	< 0.0050	0.0050	mg/Kg	EPA 8260B	5/14/2007
P,M-Xylene	< 0.0050	0.0050	mg/Kg	EPA 8260B	5/14/2007
O-Xylene	< 0.0050	0.0050	mg/Kg	EPA 8260B	5/14/2007
Bromoform	< 0.0050	0.0050	mg/Kg	EPA 8260B	5/14/2007
1,1,2,2-Tetrachloroethane	< 0.0050	0.0050	mg/Kg	EPA 8260B	5/14/2007
1,3-Dichlorobenzene	< 0.0050	0.0050	mg/Kg	EPA 8260B	5/14/2007
1,4-Dichlorobenzene	< 0.0050	0.0050	mg/Kg	EPA 8260B	5/14/2007
1,2-Dichlorobenzene	< 0.0050	0.0050	mg/Kg	EPA 8260B	5/14/2007
1,4-Dioxane	< 0.050	0.050	mg/Kg	EPA 8260B	5/14/2007
1,2-Dichloroethane-d4 (Surr)	106		%	EPA 8260B	5/14/2007
Toluene - d8 (Surr)	101		%	EPA 8260B	5/14/2007
4-Bromofluorobenzene (Surr)	99.5		%	EPA 8260B	5/14/2007
TPH as Gasoline	< 50	50	ug/L	EPA 8260B	5/17/2007
Methyl-t-butyl ether (MTBE)	< 0.50	0.50	ug/L	EPA 8260B	5/17/2007
Diisopropyl ether (DIPE)	< 0.50	0.50	ug/L	EPA 8260B	5/17/2007
Ethyl-t-butyl ether (ETBE)	< 0.50	0.50	ug/L	EPA 8260B	5/17/2007
Tert-amyl methyl ether (TAME)	< 0.50	0.50	ug/L	EPA 8260B	5/17/2007
Tert-Butanol	< 5.0	5.0	ug/L	EPA 8260B	5/17/2007
Ethanol	< 5.0	5.0	ug/L	EPA 8260B	5/17/2007
Chloromethane	< 0.50	0.50	ug/L	EPA 8260B	5/17/2007
Vinyl Chloride	< 0.50	0.50	ug/L	EPA 8260B	5/17/2007
Bromomethane	< 20	20	ug/L	EPA 8260B	5/17/2007
Chloroethane	< 0.50	0.50	ug/L	EPA 8260B	5/17/2007
Trichlorofluoromethane	< 0.50	0.50	ug/L	EPA 8260B	5/17/2007
1,1-Dichloroethene	< 0.50	0.50	ug/L	EPA 8260B	5/17/2007
Methylene Chloride	< 5.0	5.0	ug/L	EPA 8260B	5/17/2007
trans-1,2-Dichloroethene	< 0.50	0.50	ug/L	EPA 8260B	5/17/2007
1,1-Dichloroethane	< 0.50	0.50	ug/L	EPA 8260B	5/17/2007
cis-1,2-Dichloroethene	< 0.50	0.50	ug/L	EPA 8260B	5/17/2007

Approved By: Joel Kiff

KIFF ANALYTICAL, LLC

2795 2nd Street, Suite 300 Davis, CA 95618 530-297-4800

QC Report : Method Blank Data

Project Name : 29 Wildwood Avenue, Piedmont, CA

Project Number : 200687-002

Parameter	Measured Value	Method Reporting Limit	Units	Analysis Method	Date Analyzed
Chloroform	< 0.50	0.50	ug/L	EPA 8260B	5/17/2007
1,1,1-Trichloroethane	< 0.50	0.50	ug/L	EPA 8260B	5/17/2007
1,2-Dichloroethane	< 0.50	0.50	ug/L	EPA 8260B	5/17/2007
Carbon Tetrachloride	< 0.50	0.50	ug/L	EPA 8260B	5/17/2007
Benzene	< 0.50	0.50	ug/L	EPA 8260B	5/17/2007
Trichloroethene	< 0.50	0.50	ug/L	EPA 8260B	5/17/2007
1,2-Dichloropropane	< 0.50	0.50	ug/L	EPA 8260B	5/17/2007
Bromodichloromethane	< 0.50	0.50	ug/L	EPA 8260B	5/17/2007
cis-1,3-Dichloropropene	< 0.50	0.50	ug/L	EPA 8260B	5/17/2007
Toluene	< 0.50	0.50	ug/L	EPA 8260B	5/17/2007
trans-1,3-Dichloropropene	< 0.50	0.50	ug/L	EPA 8260B	5/17/2007
1,1,2-Trichloroethane	< 0.50	0.50	ug/L	EPA 8260B	5/17/2007
Tetrachloroethene	< 0.50	0.50	ug/L	EPA 8260B	5/17/2007
Dibromochloromethane	< 0.50	0.50	ug/L	EPA 8260B	5/17/2007
1,2-Dibromoethane	< 0.50	0.50	ug/L	EPA 8260B	5/17/2007
Chlorobenzene	< 0.50	0.50	ug/L	EPA 8260B	5/17/2007
Ethylbenzene	< 0.50	0.50	ug/L	EPA 8260B	5/17/2007
P,M-Xylene	< 1.0	1.0	ug/L	EPA 8260B	5/17/2007
O-Xylene	< 0.50	0.50	ug/L	EPA 8260B	5/17/2007
Bromoform	< 0.50	0.50	ug/L	EPA 8260B	5/17/2007
1,1,2,2-Tetrachloroethane	< 0.50	0.50	ug/L	EPA 8260B	5/17/2007
1,3-Dichlorobenzene	< 0.50	0.50	ug/L	EPA 8260B	5/17/2007
1,4-Dichlorobenzene	< 0.50	0.50	ug/L	EPA 8260B	5/17/2007
1,2-Dichlorobenzene	< 0.50	0.50	ug/L	EPA 8260B	5/17/2007
1,4-Dioxane	< 10	10	ug/L	EPA 8260B	5/17/2007
1,2-Dichloroethane-d4 (Surr)	104		%	EPA 8260B	5/17/2007
Toluene - d8 (Surr)	102		%	EPA 8260B	5/17/2007
4-Bromofluorobenzene (Surr)	104		%	EPA 8260B	5/17/2007

Parameter	Measured Value	Method Reporting Limit	Units	Analysis Method	Date Analyzed
-----------	----------------	------------------------	-------	-----------------	---------------

Approved By: Joel Kiff



KIFF ANALYTICAL, LLC

2795 2nd Street, Suite 300 Davis, CA 95618 530-297-4800

QC Report : Matrix Spike/ Matrix Spike Duplicate

Project Name : 29 Wildwood Avenue,

Project Number : 200687-002

Parameter	Spiked Sample	Sample Value	Spike Level	Spike Dup. Level	Spiked Sample Value	Duplicate Spiked Sample Value	Units	Analysis Method	Date Analyzed	Spiked Sample Percent Recov.	Duplicate Spiked Sample Percent Recov.	Relative Percent Diff.	Spiked Sample Percent Recov. Limit	Relative Percent Diff. Limit
TPH as Diesel	56405-01	46	20.0	20.0	42.2	85.6	mg/Kg	M EPA 8015	5/11/07	63.5	129	67.9	60-140	25
TPH as Diesel	Blank	<50	1000	1000	1080	1130	ug/L	M EPA 8015	5/10/07	108	113	4.02	70-130	25
Benzene	56267-01	<0.0050	0.0398	0.0398	0.0369	0.0343	mg/Kg	EPA 8260B	5/14/07	92.6	86.1	7.22	70-130	25
Toluene	56267-01	<0.0050	0.0398	0.0398	0.0378	0.0344	mg/Kg	EPA 8260B	5/14/07	94.9	86.4	9.39	70-130	25
Tert-Butanol	56267-01	<0.0050	0.199	0.199	0.190	0.164	mg/Kg	EPA 8260B	5/14/07	95.6	82.2	15.1	70-130	25
Methyl-t-Butyl Ether	56267-01	<0.0050	0.0398	0.0398	0.0340	0.0353	mg/Kg	EPA 8260B	5/14/07	85.5	88.6	3.63	70-130	25
1,1-Dichloroethane	56488-02	<0.50	40.0	40.0	39.0	38.1	ug/L	EPA 8260B	5/17/07	97.4	95.2	2.28	70-130	25
Benzene	56488-02	<0.50	40.0	40.0	38.8	37.7	ug/L	EPA 8260B	5/17/07	97.1	94.2	3.00	70-130	25
1,2-Dichloroethane	56488-02	<0.50	40.0	40.0	43.5	43.0	ug/L	EPA 8260B	5/17/07	109	108	0.997	70-130	25
Toluene	56488-02	<0.50	40.0	40.0	40.2	39.1	ug/L	EPA 8260B	5/17/07	100	97.8	2.70	70-130	25
Chlorobenzene	56488-02	<0.50	40.0	40.0	41.3	40.3	ug/L	EPA 8260B	5/17/07	103	101	2.39	70-130	25
Tert-Butanol	56488-02	<5.0	200	200	211	211	ug/L	EPA 8260B	5/17/07	106	105	0.292	70-130	25
Methyl-t-Butyl Ether	56488-02	0.72	40.0	40.0	39.8	39.5	ug/L	EPA 8260B	5/17/07	97.8	96.9	0.948	70-130	25

Approved By:  Joel Kiff

KIFF ANALYTICAL, LLC

2795 2nd Street, Suite 300 Davis, CA 95618 530-297-4800

QC Report : Laboratory Control Sample (LCS)

Project Name : **29 Wildwood Avenue,**Project Number : **200687-002**

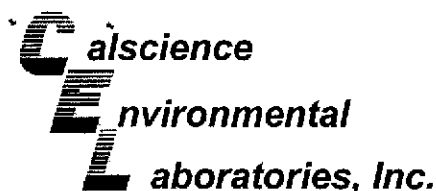
Parameter	Spike Level	Units	Analysis Method	Date Analyzed	LCS Percent Recov.	LCS Percent Recov. Limit
TPH as Diesel	20.0	mg/Kg	M EPA 8015	5/11/07	80.3	70-130
Benzene	0.0398	mg/Kg	EPA 8260B	5/14/07	97.8	70-130
Toluene	0.0398	mg/Kg	EPA 8260B	5/14/07	95.8	70-130
Tert-Butanol	0.199	mg/Kg	EPA 8260B	5/14/07	88.5	70-130
Methyl-t-Butyl Ether	0.0398	mg/Kg	EPA 8260B	5/14/07	104	70-130
1,1-Dichloroethane	40.0	ug/L	EPA 8260B	5/17/07	93.8	70-130
Benzene	40.0	ug/L	EPA 8260B	5/17/07	92.2	70-130
1,2-Dichloroethane	40.0	ug/L	EPA 8260B	5/17/07	106	70-130
Toluene	40.0	ug/L	EPA 8260B	5/17/07	97.9	70-130
Chlorobenzene	40.0	ug/L	EPA 8260B	5/17/07	99.0	70-130
Tert-Butanol	200	ug/L	EPA 8260B	5/17/07	104	70-130
Methyl-t-Butyl Ether	40.0	ug/L	EPA 8260B	5/17/07	94.6	70-130

KIFF ANALYTICAL, LLC

Approved By:



 Joel Kiff



May 17, 2007

Joel Kiff
Kiff Analytical
2795 2nd Street, Suite 300
Davis, CA 95616-6593

Subject: **Calscience Work Order No.: 07-05-0881**
Client Reference: 29 Wildwood Avenue, Piedmont

Dear Client:

Enclosed is an analytical report for the above-referenced project. The samples included in this report were received 5/11/2007 and analyzed in accordance with the attached chain-of-custody.

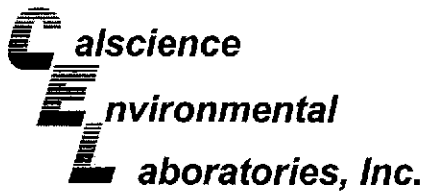
Unless otherwise noted, all analytical testing was accomplished in accordance with the guidelines established in our Quality Systems Manual, applicable standard operating procedures, and other related documentation. The original report of subcontracted analysis, if any, is provided herein, and follows the standard Calscience data package. The results in this analytical report are limited to the samples tested and any reproduction thereof must be made in its entirety.

If you have any questions regarding this report, please do not hesitate to contact the undersigned.


Sincerely,

A handwritten signature in black ink, appearing to read "S. Nowak".

Calscience Environmental
Laboratories, Inc.
Stephen Nowak
Project Manager



Analytical Report



Kiff Analytical
2795 2nd Street, Suite 300
Davis, CA 95616-6593

Date Received: 05/11/07
Work Order No: 07-05-0881
Preparation: EPA 3050B
Method: EPA 6010B
Units: mg/kg

Project: 29 Wildwood Avenue, Piedmont

Page 1 of 1

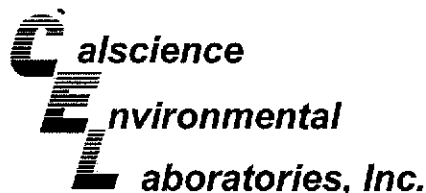
Client Sample Number	Lab Sample Number	Date Collected	Matrix	Instrument	Date Prepared	Date Analyzed	QC Batch ID
WO-1-5'	07-05-0881-1	05/09/07	Solid	ICP 5300	05/11/07	05/14/07	070511L05

Parameter	Result	RL	DF	Qual	Parameter	Result	RL	DF	Qual
Cadmium	ND	0.500	1		Nickel	34.8	0.250	1	
Chromium	33.1	0.250	1		Zinc	25.2	1.00	1	
Lead	6.33	0.500	1						

Method Blank	097-01-002-9,259	N/A	Solid	ICP 5300	05/11/07	05/14/07	070511L05
---------------------	-------------------------	------------	--------------	-----------------	-----------------	-----------------	------------------

Parameter	Result	RL	DF	Qual	Parameter	Result	RL	DF	Qual
Cadmium	ND	0.500	1		Nickel	ND	0.250	1	
Chromium	ND	0.250	1		Zinc	ND	1.00	1	
Lead	ND	0.500	1						

RL - Reporting Limit , DF - Dilution Factor , Qual - Qualifiers



Analytical Report



Kiff Analytical
2795 2nd Street, Suite 300
Davis, CA 95616-6593

Date Received: 05/11/07
Work Order No: 07-05-0881
Preparation: EPA 3010A Total
Method: EPA 6010B
Units: mg/L

Project: 29 Wildwood Avenue, Piedmont

Page 1 of 1

Client Sample Number	Lab Sample Number	Date Collected	Matrix	Instrument	Date Prepared	Date Analyzed	QC Batch ID
WO-W	07-05-0881-2	05/09/07	Aqueous	ICP 5300	05/11/07	05/14/07	070511L02

Parameter	Result	RL	DF	Qual	Parameter	Result	RL	DF	Qual
Cadmium	ND	0.00500	1		Nickel	0.0878	0.00500	1	
Chromium	0.0660	0.00500	1		Zinc	1.82	0.0100	1	
Lead	0.0985	0.0100	1						

Method Blank	097-01-003-7,145	N/A	Aqueous	ICP 5300	05/11/07	05/11/07	070511L02
--------------	------------------	-----	---------	----------	----------	----------	-----------

Parameter	Result	RL	DF	Qual	Parameter	Result	RL	DF	Qual
Cadmium	ND	0.00500	1		Nickel	ND	0.00500	1	
Chromium	ND	0.00500	1		Zinc	ND	0.0100	1	
Lead	ND	0.0100	1						

RL - Reporting Limit , DF - Dilution Factor , Qual - Qualifiers

Analytical Report

Kiff Analytical
 2795 2nd Street, Suite 300
 Davis, CA 95616-6593

Date Received: 05/11/07
 Work Order No: 07-05-0881
 Preparation: EPA 3510B
 Method: EPA 8270C
 Units: ug/L

Project: 29 Wildwood Avenue, Piedmont

Page 1 of 2

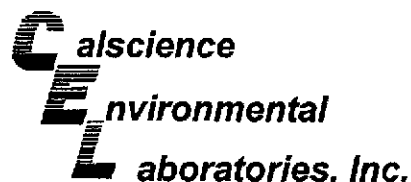
Client Sample Number	Lab Sample Number	Date Collected	Matrix	Instrument	Date Prepared	Date Analyzed	QC Batch ID
WO-W	07-05-0881-2	05/09/07	Aqueous	GC/MS P	05/11/07	05/16/07	070611L11

Parameter	Result	RL	DF	Qual	Parameter	Result	RL	DF	Qual
N-Nitrosodimethylamine	ND	10	1		4-Nitrophenol	ND	10	1	
Aniline	ND	10	1		Dibenzofuran	ND	10	1	
Phenol	ND	10	1		2,4-Dinitrotoluene	ND	10	1	
Bis(2-Chloroethyl) Ether	ND	25	1		2,6-Dinitrotoluene	ND	10	1	
2-Chlorophenol	ND	10	1		Diethyl Phthalate	ND	10	1	
1,3-Dichlorobenzene	ND	10	1		4-Chlorophenyl-Phenyl Ether	ND	10	1	
1,4-Dichlorobenzene	ND	10	1		Fluorene	ND	10	1	
Benzyl Alcohol	35	10	1		4-Nitroaniline	ND	10	1	
1,2-Dichlorobenzene	ND	10	1		Azobenzene	ND	10	1	
2-Methylphenol	ND	10	1		4,6-Dinitro-2-Methylphenol	ND	50	1	
Bis(2-Chloroisopropyl) Ether	ND	10	1		N-Nitrosodiphenylamine	ND	10	1	
3/4-Methylphenol	ND	10	1		4-Bromophenyl-Phenyl Ether	ND	10	1	
N-Nitroso-di-n-propylamine	ND	10	1		Hexachlorobenzene	ND	10	1	
Hexachloroethane	ND	10	1		Pentachlorophenol	ND	10	1	
Nitrobenzene	ND	25	1		Phenanthrene	ND	10	1	
Isophorone	ND	10	1		Anthracene	ND	10	1	
2-Nitrophenol	ND	10	1		Di-n-Butyl Phthalate	ND	10	1	
2,4-Dimethylphenol	ND	10	1		Fluoranthene	ND	10	1	
Benzoic Acid	1000	500	10		Benzidine	ND	50	1	
Bis(2-Chloroethoxy) Methane	ND	10	1		Pyrene	ND	10	1	
2,4-Dichlorophenol	ND	10	1		Pyridine	ND	10	1	
Naphthalene	ND	10	1		Butyl Benzyl Phthalate	ND	10	1	
4-Chloroaniline	ND	10	1		3,3'-Dichlorobenzidine	ND	25	1	
Hexachloro-1,3-Butadiene	ND	10	1		Benzo (a) Anthracene	ND	10	1	
4-Chloro-3-Methylphenol	ND	10	1		Bis(2-Ethylhexyl) Phthalate	ND	10	1	
2-Methylnaphthalene	ND	10	1		Chrysene	ND	10	1	
Hexachlorocyclopentadiene	ND	25	1		Di-n-Octyl Phthalate	ND	10	1	
2,4,6-Trichlorophenol	ND	10	1		Benzo (k) Fluoranthene	ND	10	1	
2,4,5-Trichlorophenol	ND	10	1		Benzo (b) Fluoranthene	ND	10	1	
2-Chloronaphthalene	ND	10	1		Benzo (a) Pyrene	ND	10	1	
2-Nitroaniline	ND	10	1		Benzo (g,h,i) Perylene	ND	10	1	
Dimethyl Phthalate	ND	10	1		Indeno (1,2,3-c,d) Pyrene	ND	10	1	
Acenaphthylene	ND	10	1		Dibenz (a,h) Anthracene	ND	10	1	
3-Nitroaniline	ND	10	1		1-Methylnaphthalene	ND	10	1	
Acenaphthene	ND	10	1		1,2,4-Trichlorobenzene	ND	10	1	
2,4-Dinitrophenol	ND	50	1						
<u>Surrogates:</u>	<u>REC (%)</u>	<u>Control Limits</u>		<u>Qual</u>	<u>Surrogates:</u>	<u>REC (%)</u>	<u>Control Limits</u>		<u>Qual</u>
2-Fluorophenol	67	7-121			Phenol-d6	47	1-127		
Nitrobenzene-d5	110	50-146			2-Fluorobiphenyl	91	42-138		
2,4,6-Tribromophenol	117	41-137			p-Terphenyl-d14	220	47-173		2


Additional Parameter

Creosote* ND 10 1 ug/L
 Combination of Naphthalene, Acenaphthylene, Fluorene, Phenanthrene, Anthracene, Fluoranthene, Pyrene, 1-Methylnaphthalene, 2-Methylnaphthalene

RL - Reporting Limit , DF - Dilution Factor , Qual - Qualifiers



Analytical Report



Kiff Analytical
2795 2nd Street, Suite 300
Davis, CA 95616-6593

Date Received: 05/11/07
Work Order No: 07-05-0881
Preparation: EPA 3510B
Method: EPA 8270C
Units: ug/L

Project: 29 Wildwood Avenue, Piedmont

Page 2 of 2

Client Sample Number	Lab Sample Number	Date Collected	Matrix	Instrument	Date Prepared	Date Analyzed	QC Batch ID
Method Blank	095-01-003-2,153	N/A	Aqueous	GC/MS P	05/11/07	05/15/07	070511L11

Parameter	Result	RL	DF	Qual	Parameter	Result	RL	DF	Qual
N-Nitrosodimethylamine	ND	10	1		4-Nitrophenol	ND	10	1	
Aniline	ND	10	1		Dibenzofuran	ND	10	1	
Phenol	ND	10	1		2,4-Dinitrotoluene	ND	10	1	
Bis(2-Chloroethyl) Ether	ND	25	1		2,6-Dinitrotoluene	ND	10	1	
2-Chlorophenol	ND	10	1		Diethyl Phthalate	ND	10	1	
1,3-Dichlorobenzene	ND	10	1		4-Chlorophenyl-Phenyl Ether	ND	10	1	
1,4-Dichlorobenzene	ND	10	1		Fluorene	ND	10	1	
Benzyl Alcohol	ND	10	1		4-Nitroaniline	ND	10	1	
1,2-Dichlorobenzene	ND	10	1		Azobenzene	ND	10	1	
2-Methylphenol	ND	10	1		4,6-Dinitro-2-Methylphenol	ND	50	1	
Bis(2-Chloroisopropyl) Ether	ND	10	1		N-Nitrosodiphenylamine	ND	10	1	
3/4-Methylphenol	ND	10	1		4-Bromophenyl-Phenyl Ether	ND	10	1	
N-Nitroso-di-n-propylamine	ND	10	1		Hexachlorobenzene	ND	10	1	
Hexachloroethane	ND	10	1		Pentachlorophenol	ND	10	1	
Nitrobenzene	ND	25	1		Phenanthrene	ND	10	1	
Isophorone	ND	10	1		Anthracene	ND	10	1	
2-Nitrophenol	ND	10	1		Di-n-Butyl Phthalate	ND	10	1	
2,4-Dimethylphenol	ND	10	1		Fluoranthene	ND	10	1	
Benzoic Acid	ND	50	1		Benzidine	ND	50	1	
Bis(2-Chloroethoxy) Methane	ND	10	1		Pyrene	ND	10	1	
2,4-Dichlorophenol	ND	10	1		Pyridine	ND	10	1	
Naphthalene	ND	10	1		Butyl Benzyl Phthalate	ND	10	1	
4-Chloroaniline	ND	10	1		3,3'-Dichlorobenzidine	ND	25	1	
Hexachloro-1,3-Butadiene	ND	10	1		Benzo (a) Anthracene	ND	10	1	
4-Chloro-3-Methylphenol	ND	10	1		Bis(2-Ethylhexyl) Phthalate	ND	10	1	
2-Methylnaphthalene	ND	10	1		Chrysene	ND	10	1	
Hexachlorocyclopentadiene	ND	25	1		Di-n-Octyl Phthalate	ND	10	1	
2,4,6-Trichlorophenol	ND	10	1		Benzo (k) Fluoranthene	ND	10	1	
2,4,5-Trichlorophenol	ND	10	1		Benzo (b) Fluoranthene	ND	10	1	
2-Chloronaphthalene	ND	10	1		Benzo (a) Pyrene	ND	10	1	
2-Nitroaniline	ND	10	1		Benzo (g,h,i) Perylene	ND	10	1	
Dimethyl Phthalate	ND	10	1		Indeno (1,2,3-c,d) Pyrene	ND	10	1	
Acenaphthylene	ND	10	1		Dibenz (a,h) Anthracene	ND	10	1	
3-Nitroaniline	ND	10	1		1-Methylnaphthalene	ND	10	1	
Acenaphthene	ND	10	1		1,2,4-Trichlorobenzene	ND	10	1	
2,4-Dinitrophenol	ND	50	1						
<u>Surrogates:</u>	<u>REC (%)</u>	<u>Control Limits</u>	<u>Qual</u>	<u>Surrogates:</u>	<u>REC (%)</u>	<u>Control Limits</u>	<u>Qual</u>		
2-Fluorophenol	66	7-121		Phenol-d6	47	1-127			
Nitrobenzene-d5	102	50-146		2-Fluorobiphenyl	94	42-138			
2,4,6-Tribromophenol	99	41-137		p-Terphenyl-d14	116	47-173			

Additional Parameter

Creosote* ND 10 1 Qual Units ug/L
Combination of Naphthalene, Acenaphthylene, Fluorene, Phenanthrene, Anthracene, Fluoranthene, Pyrene, 1-Methylnaphthalene, 2-Methylnaphthalene

RL - Reporting Limit , DF - Dilution Factor , Qual - Qualifiers

Analytical Report



Kiff Analytical
 2795 2nd Street, Suite 300
 Davis, CA 95616-6593

Date Received: 05/11/07
 Work Order No: 07-05-0881
 Preparation: EPA 3545
 Method: EPA 8082
 Units: ug/kg

Project: 29 Wildwood Avenue, Piedmont

Page 1 of 1

Client Sample Number	Lab Sample Number	Date Collected	Matrix	Instrument	Date Prepared	Date Analyzed	QC Batch ID
WO-1-5'	07-05-0881-1	05/09/07	Solid	GC 7	05/11/07	05/11/07	070511L04


Parameter	Result	RL	DF	Qual	Parameter	Result	RL	DF	Qual
Aroclor-1016	ND	50	1		Aroclor-1248	ND	50	1	
Aroclor-1221	ND	50	1		Aroclor-1254	ND	50	1	
Aroclor-1232	ND	50	1		Aroclor-1260	ND	50	1	
Aroclor-1242	ND	50	1		Aroclor-1262	ND	50	1	
Surrogates:	REC (%)	Control Limits		Qual	Surrogates:	REC (%)	Control Limits		Qual
Decachlorobiphenyl	100	50-130			2,4,5,6-Tetrachloro-m-Xylene	88	50-130		

Method Blank	099-12-535-39	N/A	Solid	GC 7	05/11/07	05/11/07	070511L04
--------------	---------------	-----	-------	------	----------	----------	-----------

Parameter	Result	RL	DF	Qual	Parameter	Result	RL	DF	Qual
Aroclor-1016	ND	50	1		Aroclor-1248	ND	50	1	
Aroclor-1221	ND	50	1		Aroclor-1254	ND	50	1	
Aroclor-1232	ND	50	1		Aroclor-1260	ND	50	1	
Aroclor-1242	ND	50	1		Aroclor-1262	ND	50	1	
Surrogates:	REC (%)	Control Limits		Qual	Surrogates:	REC (%)	Control Limits		Qual
Decachlorobiphenyl	109	50-130			2,4,5,6-Tetrachloro-m-Xylene	104	50-130		

RL - Reporting Limit , DF - Dilution Factor , Qual - Qualifiers

Analytical Report



Kiff Analytical
 2795 2nd Street, Suite 300
 Davis, CA 95616-6593

Date Received: 05/11/07
 Work Order No: 07-05-0881
 Preparation: EPA 3510B
 Method: EPA 8082
 Units: ug/L

Project: 29 Wildwood Avenue, Piedmont

Page 1 of 1

Client Sample Number	Lab Sample Number	Date Collected	Matrix	Instrument	Date Prepared	Date Analyzed	QC Batch ID
WO-W	07-05-0881-2	05/09/07	Aqueous	GC 7	05/11/07	05/12/07	070511L03

Parameter	Result	RL	DF	Qual	Parameter	Result	RL	DF	Qual
Aroclor-1016	ND	1.0	1		Aroclor-1248	ND	1.0	1	
Aroclor-1221	ND	1.0	1		Aroclor-1254	ND	1.0	1	
Aroclor-1232	ND	1.0	1		Aroclor-1260	ND	1.0	1	
Aroclor-1242	ND	1.0	1		Aroclor-1262	ND	1.0	1	
<u>Surrogates:</u>	<u>REC (%)</u>	<u>Control Limits</u>		<u>Qual</u>	<u>Surrogates:</u>	<u>REC (%)</u>	<u>Control Limits</u>		<u>Qual</u>
Decachlorobiphenyl	102	50-135			2,4,5,6-Tetrachloro-m-Xylene	96	50-135		

Method Blank	Lab Sample Number	Date Collected	Matrix	Instrument	Date Prepared	Date Analyzed	QC Batch ID
	099-12-533-21	N/A	Aqueous	GC 7	05/11/07	05/12/07	070511L03

Parameter	Result	RL	DF	Qual	Parameter	Result	RL	DF	Qual
Aroclor-1016	ND	1.0	1		Aroclor-1248	ND	1.0	1	
Aroclor-1221	ND	1.0	1		Aroclor-1254	ND	1.0	1	
Aroclor-1232	ND	1.0	1		Aroclor-1260	ND	1.0	1	
Aroclor-1242	ND	1.0	1		Aroclor-1262	ND	1.0	1	
<u>Surrogates:</u>	<u>REC (%)</u>	<u>Control Limits</u>		<u>Qual</u>	<u>Surrogates:</u>	<u>REC (%)</u>	<u>Control Limits</u>		<u>Qual</u>
Decachlorobiphenyl	108	50-135			2,4,5,6-Tetrachloro-m-Xylene	104	50-135		

RL - Reporting Limit , DF - Dilution Factor , Qual - Qualifiers

Analytical Report

Kiff Analytical
 2795 2nd Street, Suite 300
 Davis, CA 95616-6593

Date Received: 05/11/07
 Work Order No: 07-05-0881
 Preparation: EPA 3545
 Method: EPA 8270C
 Units: mg/kg

Project: 29 Wildwood Avenue, Piedmont

Page 1 of 2

Client Sample Number	Lab Sample Number	Date Collected	Matrix	Instrument	Date Prepared	Date Analyzed	QC Batch ID
WO-1-5'	07-05-0881-1	05/09/07	Solid	GC/MS GG	05/11/07	05/13/07	070511L10

Parameter	Result	RL	DF	Qual	Parameter	Result	RL	DF	Qual
N-Nitrosodimethylamine	ND	0.50	1		2,4-Dinitrophenol	ND	2.5	1	
Aniline	ND	0.50	1		4-Nitrophenol	ND	0.50	1	
Phenol	ND	0.50	1		Dibenzofuran	ND	0.50	1	
Bis(2-Chloroethyl) Ether	ND	2.5	1		2,4-Dinitrotoluene	ND	0.50	1	
2-Chlorophenol	ND	0.50	1		2,6-Dinitrotoluene	ND	0.50	1	
1,3-Dichlorobenzene	ND	0.50	1		Diethyl Phthalate	ND	0.50	1	
1,4-Dichlorobenzene	ND	0.50	1		4-Chlorophenyl-Phenyl Ether	ND	0.50	1	
Benzyl Alcohol	ND	0.50	1		Fluorene	ND	0.50	1	
1,2-Dichlorobenzene	ND	0.50	1		4-Nitroaniline	ND	0.50	1	
2-Methylphenol	ND	0.50	1		Azobenzene	ND	0.50	1	
Bis(2-Chloroisopropyl) Ether	ND	0.50	1		4,6-Dinitro-2-Methylphenol	ND	2.5	1	
3/4-Methylphenol	ND	0.50	1		N-Nitrosodiphenylamine	ND	0.50	1	
N-Nitroso-dl-n-propylamine	ND	0.50	1		2,4,6-Trichlorophenol	ND	0.50	1	
Hexachloroethane	ND	0.50	1		4-Bromophenyl-Phenyl Ether	ND	0.50	1	
Nitrobenzene	ND	2.5	1		Hexachlorobenzene	ND	0.50	1	
Isophorone	ND	0.50	1		Pentachlorophenol	ND	2.5	1	
2-Nitrophenol	ND	0.50	1		Phenanthrene	ND	0.50	1	
2,4-Dimethylphenol	ND	0.50	1		Anthracene	ND	0.50	1	
Benzoic Acid	ND	2.5	1		Di-n-Butyl Phthalate	ND	0.50	1	
Bis(2-Chloroethoxy) Methane	ND	0.50	1		Fluoranthene	ND	0.50	1	
2,4-Dichlorophenol	ND	0.50	1		Benzidine	ND	10	1	
1,2,4-Trichlorobenzene	ND	0.50	1		Pyrene	ND	0.50	1	
Naphthalene	ND	0.50	1		Pyridine	ND	0.50	1	
4-Chloroaniline	ND	0.50	1		Butyl Benzyl Phthalate	ND	0.50	1	
Hexachloro-1,3-Butadiene	ND	0.50	1		3,3'-Dichlorobenzidine	ND	10	1	
4-Chloro-3-Methylphenol	ND	0.50	1		Benzo (a) Anthracene	ND	0.50	1	
2-Methylnaphthalene	ND	0.50	1		Bis(2-Ethylhexyl) Phthalate	1.4	0.50	1	
1-Methylnaphthalene	ND	0.50	1		Chrysene	ND	0.50	1	
Hexachlorocyclopentadiene	ND	2.5	1		Di-n-Octyl Phthalate	ND	0.50	1	
2,4,5-Trichlorophenol	ND	0.50	1		Benzo (k) Fluoranthene	ND	0.50	1	
2-Chloronaphthalene	ND	0.50	1		Benzo (b) Fluoranthene	ND	0.50	1	
2-Nitroaniline	ND	0.50	1		Benzo (a) Pyrene	ND	0.50	1	
Dimethyl Phthalate	ND	0.50	1		Indeno (1,2,3-c,d) Pyrene	ND	0.50	1	
Acenaphthylene	ND	0.50	1		Dibenz (a,h) Anthracene	ND	0.50	1	
3-Nitroaniline	ND	0.50	1		Benzo (g,h,i) Perylene	ND	0.50	1	
Acenaphthene	ND	0.50	1						

Surrogates:	REC (%)	Control Limits	Qual	Surrogates:	REC (%)	Control Limits	Qual
2-Fluorophenol	146	42-120	2	Phenol-d6	152	46-118	2
Nitrobenzene-d5	101	42-150		2-Fluorobiphenyl	100	38-134	
2,4,6-Tribromophenol	92	36-132		p-Terphenyl-d14	104	35-167	

Additional Parameter	Result	RL	DF	Qual	Units
Creosote*	ND	0.50	1		mg/kg

Combination of Naphthalene, Acenaphthylene, Fluorene, Phenanthrene, Anthracene, Fluoranthene, Pyrene, 1-Methylnaphthalene, 2-Methylnaphthalene

RL - Reporting Limit , DF - Dilution Factor , Qual - Qualifiers


Analytical Report

Kiff Analytical
2795 2nd Street, Suite 300
Davis, CA 95616-6593

Date Received: 05/11/07
Work Order No: 07-05-0881
Preparation: EPA 3545
Method: EPA 8270C
Units: mg/kg

Project: 29 Wildwood Avenue, Piedmont

Page 2 of 2

Client Sample Number	Lab Sample Number	Date Collected	Matrix	Instrument	Date Prepared	Date Analyzed	QC Batch ID
Method Blank	099-12-549-47	N/A	Solid	GC/MS GG	05/11/07	05/13/07	070511L10

Parameter	Result	RL	DF	Qual	Parameter	Result	RL	DF	Qual
N-Nitrosodimethylamine	ND	0.50	1		2,4-Dinitrophenol	ND	2.5	1	
Aniline	ND	0.50	1		4-Nitrophenol	ND	0.50	1	
Phenol	ND	0.50	1		Dibenzofuran	ND	0.50	1	
Bis(2-Chloroethyl) Ether	ND	2.5	1		2,4-Dinitrotoluene	ND	0.50	1	
2-Chlorophenol	ND	0.50	1		2,6-Dinitrotoluene	ND	0.50	1	
1,3-Dichlorobenzene	ND	0.50	1		Diethyl Phthalate	ND	0.50	1	
1,4-Dichlorobenzene	ND	0.50	1		4-Chlorophenyl-Phenyl Ether	ND	0.50	1	
Benzyl Alcohol	ND	0.50	1		Fluorene	ND	0.50	1	
1,2-Dichlorobenzene	ND	0.50	1		4-Nitroaniline	ND	0.50	1	
2-Methylphenol	ND	0.50	1		Azobenzene	ND	0.50	1	
Bis(2-Chloroisopropyl) Ether	ND	0.50	1		4,6-Dinitro-2-Methylphenol	ND	2.5	1	
3/4-Methylphenol	ND	0.50	1		N-Nitrosodiphenylamine	ND	0.50	1	
N-Nitroso-di-n-propylamine	ND	0.50	1		2,4,6-Trichlorophenol	ND	0.50	1	
Hexachloroethane	ND	0.50	1		4-Bromophenyl-Phenyl Ether	ND	0.50	1	
Nitrobenzene	ND	2.5	1		Hexachlorobenzene	ND	0.50	1	
Isophorone	ND	0.50	1		Pentachlorophenol	ND	2.5	1	
2-Nitrophenol	ND	0.50	1		Phenanthrene	ND	0.50	1	
2,4-Dimethylphenol	ND	0.50	1		Anthracene	ND	0.50	1	
Benzoic Acid	ND	2.5	1		Di-n-Butyl Phthalate	ND	0.50	1	
Bis(2-Chloroethoxy) Methane	ND	0.50	1		Fluoranthene	ND	0.50	1	
2,4-Dichlorophenol	ND	0.50	1		Benzidine	ND	10	1	
1,2,4-Trichlorobenzene	ND	0.50	1		Pyrene	ND	0.50	1	
Naphthalene	ND	0.50	1		Pyridine	ND	0.50	1	
4-Chloroaniline	ND	0.50	1		Butyl Benzyl Phthalate	ND	0.50	1	
Hexachloro-1,3-Butadiene	ND	0.50	1		3,3'-Dichlorobenzidine	ND	10	1	
4-Chloro-3-Methylphenol	ND	0.50	1		Benzo (a) Anthracene	ND	0.50	1	
2-Methylnaphthalene	ND	0.50	1		Bis(2-Ethylhexyl) Phthalate	ND	0.50	1	
1-Methylnaphthalene	ND	0.50	1		Chrysene	ND	0.50	1	
Hexachlorocyclopentadiene	ND	2.5	1		Di-n-Octyl Phthalate	ND	0.50	1	
2,4,5-Trichlorophenol	ND	0.50	1		Benzo (k) Fluoranthene	ND	0.50	1	
2-Chloronaphthalene	ND	0.50	1		Benzo (b) Fluoranthene	ND	0.50	1	
2-Nitroaniline	ND	0.50	1		Benzo (a) Pyrene	ND	0.50	1	
Dimethyl Phthalate	ND	0.50	1		Indeno (1,2,3-c,d) Pyrene	ND	0.50	1	
Acenaphthylene	ND	0.50	1		Dibenz (a,h) Anthracene	ND	0.50	1	
3-Nitroaniline	ND	0.50	1		Benzo (g,h,i) Perylene	ND	0.50	1	
Acenaphthene	ND	0.50	1						
<u>Surrogates:</u>	<u>REC (%)</u>	<u>Control Limits</u>	<u>Qual</u>	<u>Surrogates:</u>	<u>REC (%)</u>	<u>Control Limits</u>	<u>Qual</u>		
2-Fluorophenol	92	42-120		Phenol-d6	93	46-118			
Nitrobenzene-d5	94	42-150		2-Fluorobiphenyl	96	38-134			
2,4,6-Tribromophenol	78	36-132		p-Terphenyl-d14	91	35-167			


Additional Parameter

Creosote* Result RL DF Qual Units
 ND 0.50 1 mg/kg

Combination of Naphthalene, Acenaphthylene, Fluorene, Phenanthrene, Anthracene, Fluoranthene, Pyrene, 1-Methylnaphthalene, 2-Methylnaphthalene

RL - Reporting Limit DF - Dilution Factor Qual - Qualifiers

Analytical Report



Kiff Analytical
 2795 2nd Street, Suite 300
 Davis, CA 95616-6593

Date Received: 05/11/07
 Work Order No: 07-05-0881

Project: 29 Wildwood Avenue, Piedmont

Page 1 of 1

Client Sample Number	Lab Sample Number	Date Collected	Matrix
WO-1-5'	07-05-0881-1	05/09/07	Solid

Parameter	Result	RL	DF	Qual	Units	Date Prepared	Date Analyzed	Method
Hexane Extractable Material	17	10	1		mg/kg	05/15/07	05/15/07	EPA 1664A M

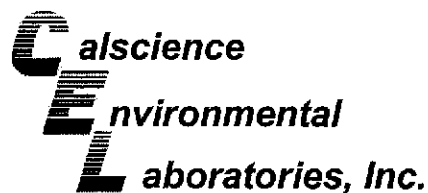
WO-W	07-05-0881-2	05/09/07	Aqueous
------	--------------	----------	---------

Parameter	Result	RL	DF	Qual	Units	Date Prepared	Date Analyzed	Method
Hexane Extractable Material	1.3	1.0	1		mg/L	N/A	05/14/07	EPA 1664A


Method Blank	N/A				Aqueous
--------------	-----	--	--	--	---------

Parameter	Result	RL	DF	Qual	Units	Date Prepared	Date Analyzed	Method
Hexane Extractable Material	ND	1.0	1		mg/L	N/A	05/14/07	EPA 1664A
Hexane Extractable Material	ND	10	1		mg/kg	05/15/07	05/15/07	EPA 1664A M

RL - Reporting Limit , DF - Dilution Factor , Qual - Qualifiers



Quality Control - Spike/Spike Duplicate



Kiff Analytical
2795 2nd Street, Suite 300
Davis, CA 95616-6593

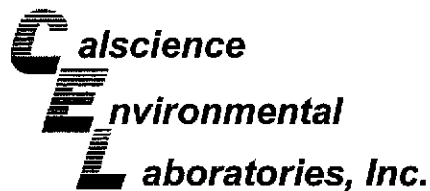
Date Received: 05/11/07
Work Order No: 07-05-0881
Preparation: EPA 3050B
Method: EPA 6010B

Project 29 Wildwood Avenue, Piedmont

Quality Control Sample ID	Matrix	Instrument	Date Prepared	Date Analyzed	MS/MSD Batch Number
WO-1-5'	Solid	ICP-5300	05/11/07	05/14/07	070511S05

Parameter	MS %REC	MSD %REC	%REC CL	RPD	RPD CL	Qualifiers
Cadmium	94	97	75-125	3	0-20	
Chromium	101	108	75-125	3	0-20	
Lead	93	96	75-125	3	0-20	
Nickel	88	91	75-125	1	0-20	
Zinc	99	100	75-125	0	0-20	

RPD - Relative Percent Difference, CL - Control Limit



Quality Control - Spike/Spike Duplicate



Kiff Analytical
2795 2nd Street, Suite 300
Davis, CA 95616-6593

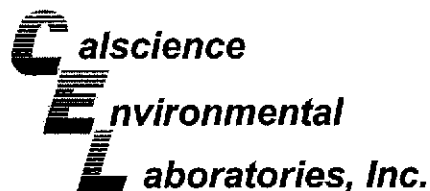
Date Received: 05/11/07
Work Order No: 07-05-0881
Preparation: EPA 3010A Total
Method: EPA 6010B

Project 29 Wildwood Avenue, Piedmont

Quality Control Sample ID	Matrix	Instrument	Date Prepared	Date Analyzed	MS/MSD Batch Number
07-05-0770-1	Aqueous	ICP 5300	05/11/07	05/12/07	070511S02

<u>Parameter</u>	<u>MS %REC</u>	<u>MSD %REC</u>	<u>%REC CL</u>	<u>RPD</u>	<u>RPD CL</u>	<u>Qualifiers</u>
Cadmium	100	102	82-124	1	0-7	
Chromium	102	103	86-122	1	0-8	
Lead	102	103	84-120	2	0-7	
Nickel	104	106	84-120	2	0-7	
Zinc	97	104	89-131	6	0-8	

RPD - Relative Percent Difference , CL - Control Limit



Quality Control - Spike/Spike Duplicate



Kiff Analytical
2795 2nd Street, Suite 300
Davis, CA 95616-6593

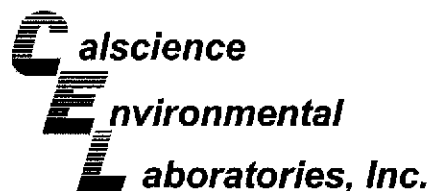
Date Received: 05/11/07
Work Order No: 07-05-0881
Preparation: EPA 3545
Method: EPA 8082

Project 29 Wildwood Avenue, Piedmont


Quality Control Sample ID	Matrix	Instrument	Date Prepared	Date Analyzed	MS/MSD Batch Number
07-05-0777-1	Solid	GC 7	05/11/07	05/11/07	070511S04

Parameter	MS %REC	MSD %REC	%REC CL	RPD	RPD CL	Qualifiers
Aroclor-1260	100	98	50-135	2	0-25	

RPD - Relative Percent Difference, CL - Control Limit



Quality Control - Spike/Spike Duplicate



Kiff Analytical
2795 2nd Street, Suite 300
Davis, CA 95616-6593

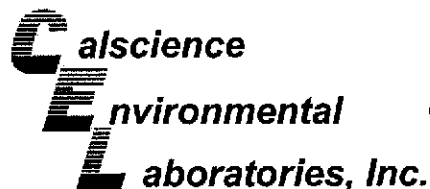
Date Received: 05/11/07
Work Order No: 07-05-0881
Preparation: EPA 3545
Method: EPA 8270C

Project 29 Wildwood Avenue, Piedmont

Quality Control Sample ID	Matrix	Instrument	Date Prepared	Date Analyzed	MS/MSD Batch Number
WO-1-5'	Solid	GC/MS GG	05/11/07	05/13/07	070511S10

Parameter	MS %REC	MSD %REC	%REC CL	RPD	RPD CL	Qualifiers
Phenol	109	93	57-123	16	0-16	
2-Chlorophenol	113	98	57-111	15	0-17	3
1,4-Dichlorobenzene	103	87	49-127	16	0-20	
N-Nitroso-di-n-propylamine	102	90	54-144	12	0-17	
1,2,4-Trichlorobenzene	99	87	42-132	13	0-20	
4-Chloro-3-Methylphenol	102	90	50-128	13	0-17	
Acenaphthene	99	89	49-133	11	0-18	
4-Nitrophenol	85	77	30-144	9	0-21	
2,4-Dinitrotoluene	91	81	50-128	12	0-18	
Pentachlorophenol	58	53	29-113	10	0-22	
Pyrene	99	79	47-149	22	0-20	4

RPD - Relative Percent Difference , CL - Control Limit



Quality Control - Spike/Spike Duplicate



Kiff Analytical
2795 2nd Street, Suite 300
Davis, CA 95616-6593

Date Received:
Work Order No:

N/A
07-05-0881


Project: 29 Wildwood Avenue, Piedmont

Matrix: Aqueous

<u>Parameter</u>	<u>Method</u>	<u>Quality Control Sample ID</u>	<u>Date Analyzed</u>	<u>Date Extracted</u>	<u>MS% REC</u>	<u>MSD % REC</u>	<u>%REC CL</u>	<u>RPD</u>	<u>RPD CL</u>	<u>Qualifiers</u>
Hexane Extractable Material	EPA 1664A	07-05-0918-4	05/14/07	N/A	86	89	78-114	3	0-18	

RPD - Relative Percent Difference , CL - Control Limit

Calscience
Environmental Laboratories, Inc. Quality Control - Laboratory Control Sample



Kiff Analytical
 2795 2nd Street, Suite 300
 Davis, CA 95616-6593

Date Received: N/A
 Work Order No: 07-05-0881
 Preparation: EPA 3050B
 Method: EPA 6010B

Project: 29 Wildwood Avenue, Piedmont

Quality Control Sample ID	Matrix	Instrument	Date Analyzed	Lab File ID	LCS Batch Number
097-01-002-9,259	Solid	ICP 5300	05/14/07	070511-I-05	070511L05

Parameter	Conc Added	Conc Recovered	LCS %Rec	%Rec CL	Qualifiers
Cadmium	25.0	25.4	102	80-120	
Chromium	25.0	25.8	103	80-120	
Lead	25.0	26.2	105	80-120	
Nickel	25.0	27.4	109	80-120	
Zinc	25.0	26.3	105	80-120	

RPD - Relative Percent Difference, CL - Control Limit

Calscience
Environmental Laboratories, Inc. Quality Control - Laboratory Control Sample



Kiff Analytical
 2795 2nd Street, Suite 300
 Davis, CA 95616-6593

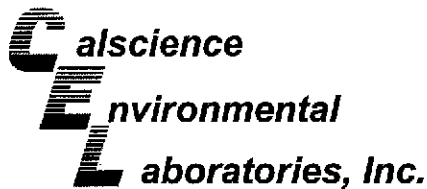
Date Received: N/A
 Work Order No: 07-05-0881
 Preparation: EPA 3010A Total
 Method: EPA 6010B

Project: 29 Wildwood Avenue, Piedmont


Quality Control Sample ID	Matrix	Instrument	Date Analyzed	Lab File ID	LCS Batch Number
097-01-003-7,145	Aqueous	ICP 5300	05/11/07	070511-I-02	070511L02

Parameter	Conc Added	Conc Recovered	LCS %Rec	%Rec CL	Qualifiers
Cadmium	0.500	0.505	101	80-120	
Chromium	0.500	0.499	100	80-120	
Lead	0.500	0.501	100	80-120	
Nickel	0.500	0.522	104	80-120	
Zinc	0.500	0.515	103	80-120	

RPD - Relative Percent Difference, CL - Control Limit



Quality Control - LCS/LCS Duplicate



Kiff Analytical
2795 2nd Street, Suite 300
Davis, CA 95616-6593

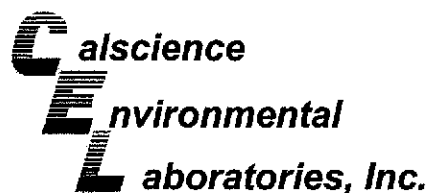
Date Received: N/A
Work Order No: 07-05-0881
Preparation: EPA 3510B
Method: EPA 8270C

Project: 29 Wildwood Avenue, Piedmont

Quality Control Sample ID	Matrix	Instrument	Date Prepared	Date Analyzed	LCS/LCSD Batch Number
095-01-003-2,153	Aqueous	GC/MS P	05/11/07	05/15/07	070511L11

Parameter	LCS %REC	LCSD %REC	%REC CL	RPD	RPD CL	Qualifiers
Phenol	49	48	4-142	0	0-24	
2-Chlorophenol	90	90	53-113	0	0-17	
1,4-Dichlorobenzene	86	86	50-122	1	0-19	
N-Nitroso-di-n-propylamine	102	102	56-146	0	0-22	
4-Chloro-3-Methylphenol	90	91	55-121	1	0-18	
Acenaphthene	91	91	55-139	0	0-17	
4-Nitrophenol	49	51	1-145	4	0-29	
2,4-Dinitrotoluene	88	89	41-161	1	0-22	
Pentachlorophenol	69	73	34-130	5	0-23	
Pyrene	102	101	38-170	1	0-27	
1,2,4-Trichlorobenzene	87	87	49-121	1	0-19	

RPD - Relative Percent Difference, CL - Control Limit



Quality Control - LCS/LCS Duplicate



Kiff Analytical
2795 2nd Street, Suite 300
Davis, CA 95616-6593

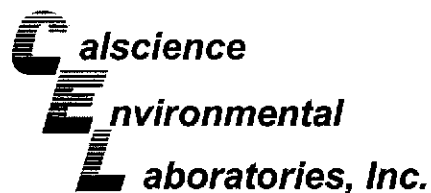
Date Received: N/A
Work Order No: 07-05-0881
Preparation: EPA 3545
Method: EPA 8082

Project: 29 Wildwood Avenue, Piedmont

Quality Control Sample ID	Matrix	Instrument	Date Prepared	Date Analyzed	LCS/LCSD Batch Number
099-12-535-39	Solid	GC 7	05/11/07	05/11/07	070511L04

Parameter	LCS %REC	LCSD %REC	%REC CL	RPD	RPD CL	Qualifiers
Aroclor-1260	91	85	50-135	7	0-25	

RPD - Relative Percent Difference, CL - Control Limit



Quality Control - LCS/LCS Duplicate



Kiff Analytical
2795 2nd Street, Suite 300
Davis, CA 95616-6593

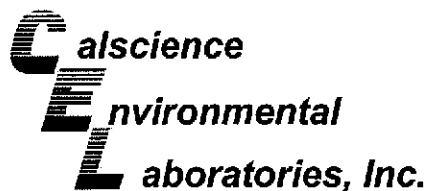
Date Received: N/A
Work Order No: 07-05-0881
Preparation: EPA 3510B
Method: EPA 8082

Project: 29 Wildwood Avenue, Piedmont

Quality Control Sample ID	Matrix	Instrument	Date Prepared	Date Analyzed	LCS/LCSD Batch Number
099-12-533-21	Aqueous	GC 7	05/11/07	05/12/07	070511L03

Parameter	LCS %REC	LCSD %REC	%REC CL	RPD	RPD CL	Qualifiers
Aroclor-1016	109	115	50-135	6	0-25	
Aroclor-1260	93	96	50-135	3	0-25	

RPD - Relative Percent Difference , CL - Control Limit



Quality Control - LCS/LCS Duplicate



Kiff Analytical
2795 2nd Street, Suite 300
Davis, CA 95616-6593

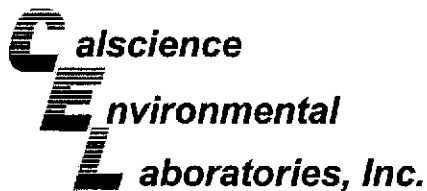
Date Received: N/A
Work Order No: 07-05-0881
Preparation: EPA 3545
Method: EPA 8270C

Project: 29 Wildwood Avenue, Piedmont

Quality Control Sample ID	Matrix	Instrument	Date Prepared	Date Analyzed	LCS/LCSD Batch Number
099-12-549-47	Solid	GC/MS GG	05/11/07	05/13/07	070511L10

Parameter	LCS %REC	LCSD %REC	%REC CL	RPD	RPD CL	Qualifiers
Phenol	94	93	59-125	2	0-15	
2-Chlorophenol	99	99	60-114	1	0-15	
1,4-Dichlorobenzene	90	91	61-121	2	0-21	
N-Nitroso-di-n-propylamine	94	93	64-136	1	0-15	
1,2,4-Trichlorobenzene	89	91	58-118	2	0-18	
4-Chloro-3-Methylphenol	97	96	61-121	1	0-14	
Acenaphthene	91	92	59-125	0	0-15	
4-Nitrophenol	77	76	38-152	1	0-31	
2,4-Dinitrotoluene	84	85	51-141	2	0-16	
Pentachlorophenol	50	51	38-116	2	0-20	
Pyrene	89	88	51-141	2	0-14	

RPD - Relative Percent Difference, CL - Control Limit



Quality Control - LCS/LCS Duplicate



Kiff Analytical
2795 2nd Street, Suite 300
Davis, CA 95616-6593

Date Received:
Work Order No:

N/A
07-05-0881

Project: 29 Wildwood Avenue, Piedmont

Matrix: Solid

<u>Parameter</u>	<u>Method</u>	<u>Quality Control</u> Sample ID	<u>Date</u> <u>Extracted</u>	<u>Date</u> <u>Analyzed</u>	<u>LCS %</u> <u>REC</u>	<u>LCSD %</u> <u>REC</u>	<u>%REC</u> <u>CL</u>	<u>RPD</u>	<u>RPD</u> <u>CL</u>	<u>Qual</u>
Hexane Extractable Material	EPA 1664A M	099-12-040-75	05/15/07	05/15/07	100	108	80-120	8	0-20	

RPD - Relative Percent Difference , CL - Control Limit

Work Order Number: 07-05-0881

<u>Qualifier</u>	<u>Definition</u>
*	See applicable analysis comment.
1	Surrogate compound recovery was out of control due to a required sample dilution, therefore, the sample data was reported without further clarification.
2	Surrogate compound recovery was out of control due to matrix interference. The associated method blank surrogate spike compound was in control and, therefore, the sample data was reported without further clarification.
3	Recovery of the Matrix Spike or Matrix Spike Duplicate compound was out of control due to matrix interference. The associated LCS and/or LCSD was in control and, therefore, the sample data was reported without further clarification.
4	The MS/MSD RPD was out of control due to matrix interference. The LCS/LCSD RPD was in control and, therefore, the sample data was reported without further clarification.
5	The PDS/PDSD associated with this batch of samples was out of control due to a matrix interference effect. The associated batch LCS/LCSD was in control and, hence, the associated sample data was reported with no further corrective action required.
A	Result is the average of all dilutions, as defined by the method.
B	Analyte was present in the associated method blank.
C	Analyte presence was not confirmed on primary column.
E	Concentration exceeds the calibration range.
H	Sample received and/or analyzed past the recommended holding time.
J	Analyte was detected at a concentration below the reporting limit and above the laboratory method detection limit. Reported value is estimated.
N	Nontarget Analyte.
ND	Parameter not detected at the indicated reporting limit.
Q	Spike recovery and RPD control limits do not apply resulting from the parameter concentration in the sample exceeding the spike concentration by a factor of four or greater.
U	Undetected at the laboratory method detection limit.
X	% Recovery and/or RPD out-of-range.
Z	Analyte presence was not confirmed by second column or GC/MS analysis.



2795 Second Street, Suite 300
 Davis, CA 95616
 Lab: 530.297.4800
 Fax: 530.297.4808

Cal Science Environmental
 7440 Lincoln Way
 Garden Grove, CA 92841
 714-895-5494

Lab No.

0881

Page 1 of 1

Project Contact (Hardcopy or PDF to):
 Troy Turpen

EDF Report? Yes No

Chain-of-Custody Record and Analysis Request

Company/Address:
 Kiff Analytical, LLC

Recommended but not mandatory to complete this section:

Sampling Company Log Code: CETS

Analysis Request

Phone No.: FAX No.:

Global ID: T0600101246

Project Number:
 200687-002

P.O. No.:
 56397

EDF Deliverable to (Email Address):
 inbox@kiffanalytical.com

Project Name:
 29 Wildwood Avenue, Piedmont, CA

E-mail address:
 inbox@kiffanalytical.com

Project Address:

Sampling		Container			Preservative				Matrix					
Date	Time	VOA	Poly	Sleeve	Amber	Glass Jar	HNO ₃	H ₂ SO ₄	Na ₂ S ₂ O ₃	ZnAc ₂ & NaOH	NONE	WATER	SOIL	Air

Sample Designation

WO-1-5'

05/09/07	08:52			1							1		X	
----------	-------	--	--	---	--	--	--	--	--	--	---	--	---	--

WO-W

05/09/07	09:31		1		6		1	2			4	X		
----------	-------	--	---	--	---	--	---	---	--	--	---	---	--	--

PCPs, Creosote, PNA (EPA 8270)	CAM 5 Metals (Cd, Cr, Pb, Zn, Ni)	PCBs (EPA 8082)	Oil and Grease (EPA 9070)																
X	X	X	X																
X	X	X	X																

Date due:

May 17, 2007

For Lab Use Only

Relinquished by: *[Signature]* Kiff Analytical
 Date: 05/09/07 Time: 1900

Received by:

Remarks: This is a SHELL project.


Relinquished by:

Received by:

Relinquished by: *[Signature]*
 Date: 5/11/07 Time: 0800

Received by Laboratory: *[Signature]*

Bill to: Accounts Payable



WORK ORDER #: 07 - 07 - 0881

Cooler 1 of 1

SAMPLE RECEIPT FORM

CLIENT: KIFF ANALYTICAL

DATE: 5-11-07

TEMPERATURE - SAMPLES RECEIVED BY:

CALSCIENCE COURIER:

- Chilled, cooler with temperature blank provided.
- Chilled, cooler without temperature blank.
- Chilled and placed in cooler with wet ice.
- Ambient and placed in cooler with wet ice.
- Ambient temperature.
- °C Temperature blank.

LABORATORY (Other than Calscience Courier):

- 27 °C Temperature blank.
- °C IR thermometer.
- Ambient temperature.

Initial: WB

CUSTODY SEAL INTACT:

Sample(s): _____ Cooler: No (Not Intact) : _____ Not Present: _____

Initial: WB

SAMPLE CONDITION:

	Yes	No	N/A
Chain-Of-Custody document(s) received with samples.....	<input checked="" type="checkbox"/>	<input type="checkbox"/>	<input type="checkbox"/>
Sampler's name indicated on COC.....	<input type="checkbox"/>	<input type="checkbox"/>	<input checked="" type="checkbox"/>
Sample container label(s) consistent with custody papers.....	<input checked="" type="checkbox"/>	<input type="checkbox"/>	<input type="checkbox"/>
Sample container(s) intact and good condition.....	<input checked="" type="checkbox"/>	<input type="checkbox"/>	<input type="checkbox"/>
Correct containers and volume for analyses requested.....	<input checked="" type="checkbox"/>	<input type="checkbox"/>	<input type="checkbox"/>
Proper preservation noted on sample label(s).....	<input checked="" type="checkbox"/>	<input type="checkbox"/>	<input type="checkbox"/>
VOA vial(s) free of headspace.	<input type="checkbox"/>	<input type="checkbox"/>	<input checked="" type="checkbox"/>
Tedlar bag(s) free of condensation.....	<input type="checkbox"/>	<input type="checkbox"/>	<input checked="" type="checkbox"/>

Initial: WB

COMMENTS:



Report Number : 56398

Date : 5/17/2007

Aubrey Cool
Conestoga-Rovers & Associates
5900 Hollis Street, Suite A
Emeryville, CA 94608

Subject : 1 Soil Sample
Project Name : 29 Wildwood Avenue, Piedmont
Project Number : 200687-002
P.O. Number : 135765

Dear Ms. Cool,

Chemical analysis of the samples referenced above has been completed. Summaries of the data are contained on the following pages. Sample(s) were received under documented chain-of-custody. US EPA protocols for sample storage and preservation were followed.

Kiff Analytical is certified by the State of California (# 2236). If you have any questions regarding procedures or results, please call me at 530-297-4800.

Sincerely,

A handwritten signature in black ink, appearing to read "Joel Kiff". The signature is fluid and cursive, with a long, sweeping underline that extends below the name.

Joel Kiff



Subject : 1 Soil Sample
Project Name : 29 Wildwood Avenue, Piedmont
Project Number : 200687-002
P.O. Number : 135765

Case Narrative

Matrix Spike/Matrix Spike Duplicate Results associated with sample PG-1 for the analyte TPH as Diesel were affected by the analyte concentrations already present in the un-spiked sample.

Hydrocarbons reported as TPH as Diesel do not exhibit a typical Diesel chromatographic pattern for sample PG-1. These hydrocarbons are higher boiling than typical diesel fuel.

Approved By: _____


Joe Kiff

Project Name : **29 Wildwood Avenue, Piedmont**

Project Number : **200687-002**

Sample : **PG-1**

Matrix : Soil

Lab Number : 56398-01

Sample Date :5/9/2007

Parameter	Measured Value	Method Reporting Limit	Units	Analysis Method	Date Analyzed
TPH as Gasoline	< 1.0	1.0	mg/Kg	EPA 8260B	5/10/2007
Toluene - d8 (Surr)	99.6		% Recovery	EPA 8260B	5/10/2007
4-Bromofluorobenzene (Surr)	99.5		% Recovery	EPA 8260B	5/10/2007
TPH as Diesel	36	2.0	mg/Kg	M EPA 8015	5/15/2007
1-Chlorooctadecane (Diesel Surrogate)	109		% Recovery	M EPA 8015	5/15/2007

Approved By:

Joe Kiff



QC Report : Matrix Spike/ Matrix Spike Duplicate


Project Name : 29 Wildwood Avenue,

Project Number : 200687-002

Parameter	Spiked Sample	Sample Value	Spike Level	Spike Dup. Level	Spiked Sample Value	Duplicate Spiked Sample Value	Units	Analysis Method	Date Analyzed	Spiked Sample Percent Recov.	Duplicate Spiked Sample Percent Recov.	Relative Percent Diff.	Spiked Sample Percent Recov. Limit	Relative Percent Diff. Limit
TPH as Diesel	56405-01	46	20.0	20.0	42.2	85.6	mg/Kg	M EPA 8015	5/11/07	63.5	129	67.9	60-140	25
Benzene	56267-10	<0.0050	0.0398	0.0395	0.0358	0.0354	mg/Kg	EPA 8260B	5/11/07	90.0	89.5	0.560	70-130	25
Toluene	56267-10	0.0056	0.0398	0.0395	0.0362	0.0359	mg/Kg	EPA 8260B	5/11/07	76.9	76.4	0.620	70-130	25
Methyl-t-Butyl Ether	56267-10	<0.0050	0.0398	0.0395	0.0349	0.0353	mg/Kg	EPA 8260B	5/11/07	87.8	89.2	1.58	70-130	25

KIFF ANALYTICAL, LLC

2795 2nd Street, Suite 300 Davis, CA 95618 530-297-4800

Approved By:  Joel Kiff

Report Number : 56398

Date : 5/17/2007

QC Report : Laboratory Control Sample (LCS)

Project Name : **29 Wildwood Avenue,**

Project Number : **200687-002**


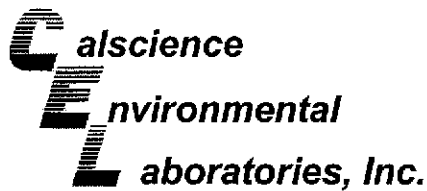
Parameter	Spike Level	Units	Analysis Method	Date Analyzed	LCS Percent Recov.	LCS Percent Recov. Limit
TPH as Diesel	20.0	mg/Kg	M EPA 8015	5/11/07	80.3	70-130
Benzene	0.0396	mg/Kg	EPA 8260B	5/10/07	98.8	70-130
Toluene	0.0396	mg/Kg	EPA 8260B	5/10/07	96.8	70-130
Methyl-t-Butyl Ether	0.0396	mg/Kg	EPA 8260B	5/10/07	100	70-130

KIFF ANALYTICAL, LLC

2795 2nd Street, Suite 300 Davis, CA 95618 530-297-4800

Approved By:


Joel Kiff



May 17, 2007

Joel Kiff
Kiff Analytical
2795 2nd Street, Suite 300
Davis, CA 95616-6593

Subject: **Calscience Work Order No.: 07-05-0880**
Client Reference: **29 Wildwood Avenue, Piedmont**

Dear Client:

Enclosed is an analytical report for the above-referenced project. The samples included in this report were received 5/11/2007 and analyzed in accordance with the attached chain-of-custody.

Unless otherwise noted, all analytical testing was accomplished in accordance with the guidelines established in our Quality Systems Manual, applicable standard operating procedures, and other related documentation. The original report of subcontracted analysis, if any, is provided herein, and follows the standard Calscience data package. The results in this analytical report are limited to the samples tested and any reproduction thereof must be made in its entirety.

If you have any questions regarding this report, please do not hesitate to contact the undersigned.

Sincerely,

A handwritten signature in black ink, appearing to read "S. Nowak".

Calscience Environmental
Laboratories, Inc.
Stephen Nowak
Project Manager

Analytical Report



Kiff Analytical
 2795 2nd Street, Suite 300
 Davis, CA 95616-6593

Date Received: 05/11/07
 Work Order No: 07-05-0880
 Preparation: EPA 3050B / EPA 7471A Total
 Method: EPA 6010B / EPA 7471A
 Units: mg/kg

Project: 29 Wildwood Avenue, Piedmont

Page 1 of 1

Client Sample Number	Lab Sample Number	Date Collected	Matrix	Instrument	Date Prepared	Date Analyzed	QC Batch ID
PG-1	07-05-0880-1	05/09/07	Solid	ICP 5300	05/11/07	05/14/07	070511L01

Comment(s): -Mercury was analyzed on 5/11/2007 1:05:41 PM with batch 070511L01

Parameter	Result	RL	DF	Qual	Parameter	Result	RL	DF	Qual
Antimony	ND	0.750	1		Mercury	ND	0.0835	1	
Arsenic	2.19	0.750	1		Molybdenum	0.870	0.250	1	
Barium	60.3	0.500	1		Nickel	25.0	0.250	1	
Beryllium	ND	0.250	1		Selenium	ND	0.750	1	
Cadmium	ND	0.500	1		Silver	ND	0.250	1	
Chromium	23.6	0.250	1		Thallium	ND	0.750	1	
Cobalt	5.77	0.250	1		Vanadium	16.5	0.250	1	
Copper	11.2	0.500	1		Zinc	26.7	1.00	1	
Lead	4.06	0.500	1						

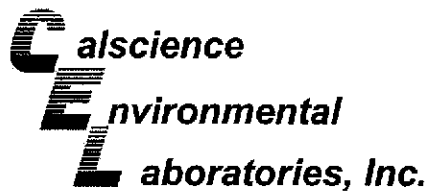
Method Blank	099-04-007-4,624	N/A	Solid	Mercury	05/11/07	05/11/07	070511L01
--------------	------------------	-----	-------	---------	----------	----------	-----------

Parameter	Result	RL	DF	Qual
Mercury	ND	0.0835	1	

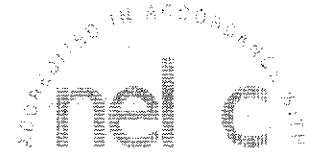
Method Blank	097-01-002-9,250	N/A	Solid	ICP 5300	05/11/07	05/11/07	070511L01
--------------	------------------	-----	-------	----------	----------	----------	-----------

Parameter	Result	RL	DF	Qual	Parameter	Result	RL	DF	Qual
Antimony	ND	0.750	1		Lead	ND	0.500	1	
Arsenic	ND	0.750	1		Molybdenum	ND	0.250	1	
Barium	ND	0.500	1		Nickel	ND	0.250	1	
Beryllium	ND	0.250	1		Selenium	ND	0.750	1	
Cadmium	ND	0.500	1		Silver	ND	0.250	1	
Chromium	ND	0.250	1		Thallium	ND	0.750	1	
Cobalt	ND	0.250	1		Vanadium	ND	0.250	1	
Copper	ND	0.500	1		Zinc	ND	1.00	1	

RL - Reporting Limit , DF - Dilution Factor , Qual - Qualifiers



Analytical Report



Kiff Analytical
2795 2nd Street, Suite 300
Davis, CA 95616-6593

Date Received: 05/11/07
Work Order No: 07-05-0880
Preparation: Extraction
Method: EPA 418.1M

Project: 29 Wildwood Avenue, Piedmont

Page 1 of 1

Client Sample Number	Lab Sample Number	Date Collected	Matrix	Instrument	Date Prepared	Date Analyzed	QC Batch ID
PG-1	07-05-0880-1	05/09/07	Solid	IR #1	05/12/07	05/12/07	070512L01

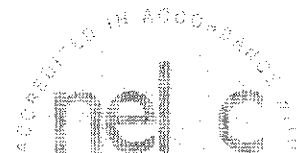
Parameter	Result	RL	DF	Qual	Units
TRPH	39	10	1		mg/kg

Method Blank		099-07-015-1,139	N/A	Solid	IR #1	05/12/07	05/12/07	070512L01
--------------	--	------------------	-----	-------	-------	----------	----------	-----------

Parameter	Result	RL	DF	Qual	Units
TRPH	ND	10	1		mg/kg

RL - Reporting Limit , DF - Dilution Factor , Qual - Qualifiers

Analytical Report



Kiff Analytical
 2795 2nd Street, Suite 300
 Davis, CA 95616-6593

Date Received: 05/11/07
 Work Order No: 07-05-0880
 Preparation: EPA 1311
 Method: EPA 8270C
 Units: ug/L

Project: 29 Wildwood Avenue, Piedmont

Page 1 of 2

Client Sample Number	Lab Sample Number	Date Collected	Matrix	Instrument	Date Prepared	Date Analyzed	QC Batch ID
PG-1	07-05-0880-1	05/09/07	Solid	GC/MS GG	05/14/07	05/16/07	070514L08

Parameter	Result	RL	DF	Qual	Parameter	Result	RL	DF	Qual
N-Nitrosodimethylamine	ND	250	1		3-Nitroaniline	ND	250	1	
Aniline	ND	250	1		Acenaphthene	ND	250	1	
Pyridine	ND	250	1		2,4-Dinitrophenol	ND	500	1	
Phenol	ND	250	1		4-Nitrophenol	ND	500	1	
Bis(2-Chloroethyl) Ether	ND	250	1		Dibenzofuran	ND	250	1	
2-Chlorophenol	ND	250	1		2,4-Dinitrotoluene	ND	130	1	
1,3-Dichlorobenzene	ND	250	1		2,6-Dinitrotoluene	ND	250	1	
1,4-Dichlorobenzene	ND	250	1		Diethyl Phthalate	ND	250	1	
Benzyl Alcohol	ND	250	1		4-Chlorophenyl-Phenyl Ether	ND	250	1	
1,2-Dichlorobenzene	ND	250	1		Fluorene	ND	250	1	
2-Methylphenol	ND	250	1		4-Nitroaniline	ND	250	1	
Bis(2-Chloroisopropyl) Ether	ND	250	1		Azobenzene	ND	250	1	
3/4-Methylphenol	ND	250	1		4,6-Dinitro-2-Methylphenol	ND	500	1	
N-Nitroso-di-n-propylamine	ND	250	1		N-Nitrosodiphenylamine	ND	250	1	
Hexachloroethane	ND	250	1		4-Bromophenyl-Phenyl Ether	ND	250	1	
Nitrobenzene	ND	250	1		Hexachlorobenzene	ND	130	1	
Isophorone	ND	250	1		Pentachlorophenol	ND	500	1	
2-Nitrophenol	ND	250	1		Phenanthrene	ND	250	1	
2,4-Dimethylphenol	ND	250	1		Anthracene	ND	250	1	
Benzoic Acid	ND	500	1		Di-n-Butyl Phthalate	ND	250	1	
Bis(2-Chloroethoxy) Methane	ND	250	1		Fluoranthene	ND	250	1	
2,4-Dichlorophenol	ND	250	1		Benzidine	ND	500	1	
1,2,4-Trichlorobenzene	ND	250	1		Pyrene	ND	250	1	
1-Methylnaphthalene	ND	250	1		Butyl Benzyl Phthalate	ND	250	1	
Naphthalene	ND	250	1		3,3'-Dichlorobenzidine	ND	250	1	
4-Chloroaniline	ND	500	1		Benzo (a) Anthracene	ND	250	1	
Hexachloro-1,3-Butadiene	ND	250	1		Bis(2-Ethylhexyl) Phthalate	ND	250	1	
4-Chloro-3-Methylphenol	ND	250	1		Chrysene	ND	250	1	
2-Methylnaphthalene	ND	250	1		Di-n-Octyl Phthalate	ND	250	1	
Hexachlorocyclopentadiene	ND	2500	1		Benzo (k) Fluoranthene	ND	250	1	
2,4,6-Trichlorophenol	ND	250	1		Benzo (b) Fluoranthene	ND	250	1	
2,4,5-Trichlorophenol	ND	250	1		Benzo (a) Pyrene	ND	250	1	
2-Chloronaphthalene	ND	250	1		Dibenz (a,h) Anthracene	ND	250	1	
2-Nitroaniline	ND	250	1		Indeno (1,2,3-c,d) Pyrene	ND	250	1	
Dimethyl Phthalate	ND	250	1		Benzo (g,h,i) Perylene	ND	250	1	
Acenaphthylene	ND	250	1						
<u>Surrogates:</u>	<u>REC (%)</u>	<u>Control Limits</u>		<u>Qual</u>	<u>Surrogates:</u>	<u>REC (%)</u>	<u>Control Limits</u>		<u>Qual</u>
2-Fluorophenol	73	21-100			Phenol-d6	56	10-94		
Nitrobenzene-d5	102	35-114			2-Fluorobiphenyl	75	43-116		
2,4,6-Tribromophenol	113	10-123			p-Terphenyl-d14	79	33-141		

RL - Reporting Limit , DF - Dilution Factor , Qual - Qualifiers

Analytical Report



Kiff Analytical
 2795 2nd Street, Suite 300
 Davis, CA 95616-6593

Date Received: 05/11/07
 Work Order No: 07-05-0880
 Preparation: EPA 1311
 Method: EPA 8270C
 Units: ug/L

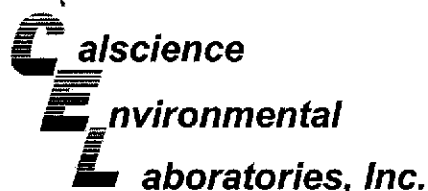
Project: 29 Wildwood Avenue, Piedmont

Page 2 of 2

Client Sample Number	Lab Sample Number	Date Collected	Matrix	Instrument	Date Prepared	Date Analyzed	QC Batch ID
Method Blank	096-02-007-955	N/A	Aqueous	GC/MS GG	05/14/07	05/15/07	070514L08

Parameter	Result	RL	DF	Qual	Parameter	Result	RL	DF	Qual
N-Nitrosodimethylamine	ND	250	1		3-Nitroaniline	ND	250	1	
Aniline	ND	250	1		Acenaphthene	ND	250	1	
Pyridine	ND	250	1		2,4-Dinitrophenol	ND	500	1	
Phenol	ND	250	1		4-Nitrophenol	ND	500	1	
Bis(2-Chloroethyl) Ether	ND	250	1		Dibenzofuran	ND	250	1	
2-Chlorophenol	ND	250	1		2,4-Dinitrotoluene	ND	130	1	
1,3-Dichlorobenzene	ND	250	1		2,6-Dinitrotoluene	ND	250	1	
1,4-Dichlorobenzene	ND	250	1		Diethyl Phthalate	ND	250	1	
Benzyl Alcohol	ND	250	1		4-Chlorophenyl-Phenyl Ether	ND	250	1	
1,2-Dichlorobenzene	ND	250	1		Fluorene	ND	250	1	
2-Methylphenol	ND	250	1		4-Nitroaniline	ND	250	1	
Bis(2-Chloroisopropyl) Ether	ND	250	1		Azobenzene	ND	250	1	
3/4-Methylphenol	ND	250	1		4,6-Dinitro-2-Methylphenol	ND	500	1	
N-Nitroso-di-n-propylamine	ND	250	1		N-Nitrosodiphenylamine	ND	250	1	
Hexachloroethane	ND	250	1		4-Bromophenyl-Phenyl Ether	ND	250	1	
Nitrobenzene	ND	250	1		Hexachlorobenzene	ND	130	1	
Isophorone	ND	250	1		Pentachlorophenol	ND	500	1	
2-Nitrophenol	ND	250	1		Phenanthrene	ND	250	1	
2,4-Dimethylphenol	ND	250	1		Anthracene	ND	250	1	
Benzoic Acid	ND	500	1		Di-n-Butyl Phthalate	ND	250	1	
Bis(2-Chloroethoxy) Methane	ND	250	1		Fluoranthene	ND	250	1	
2,4-Dichlorophenol	ND	250	1		Benzdine	ND	500	1	
1,2,4-Trichlorobenzene	ND	250	1		Pyrene	ND	250	1	
1-Methylnaphthalene	ND	250	1		Butyl Benzyl Phthalate	ND	250	1	
Naphthalene	ND	250	1		3,3'-Dichlorobenzidine	ND	250	1	
4-Chloroaniline	ND	500	1		Benzo (a) Anthracene	ND	250	1	
Hexachloro-1,3-Butadiene	ND	250	1		Bis(2-Ethylhexyl) Phthalate	ND	250	1	
4-Chloro-3-Methylphenol	ND	250	1		Chrysene	ND	250	1	
2-Methylnaphthalene	ND	250	1		Di-n-Octyl Phthalate	ND	250	1	
Hexachlorocyclopentadiene	ND	2500	1		Benzo (k) Fluoranthene	ND	250	1	
2,4,6-Trichlorophenol	ND	250	1		Benzo (b) Fluoranthene	ND	250	1	
2,4,5-Trichlorophenol	ND	250	1		Benzo (a) Pyrene	ND	250	1	
2-Chloronaphthalene	ND	250	1		Dibenz (a,h) Anthracene	ND	250	1	
2-Nitroaniline	ND	250	1		Indeno (1,2,3-c,d) Pyrene	ND	250	1	
Dimethyl Phthalate	ND	250	1		Benzo (g,h,i) Perylene	ND	250	1	
Acenaphthylene	ND	250	1						
<u>Surrogates:</u>	<u>REC (%)</u>	<u>Control Limits</u>	<u>Qual</u>	<u>Surrogates:</u>	<u>REC (%)</u>	<u>Control Limits</u>	<u>Qual</u>		
2-Fluorophenol	59	21-100		Phenol-d6	41	10-94			
Nitrobenzene-d5	110	35-114		2-Fluorobiphenyl	109	43-116			
2,4,6-Tribromophenol	87	10-123		p-Terphenyl-d14	110	33-141			

RL - Reporting Limit , DF - Dilution Factor , Qual - Qualifiers



Analytical Report



Kiff Analytical
2795 2nd Street, Suite 300
Davis, CA 95616-6593

Date Received: 05/11/07
Work Order No: 07-05-0880
Preparation: EPA 3545
Method: EPA 8082
Units: ug/kg

Project: 29 Wildwood Avenue, Piedmont

Page 1 of 1

Client Sample Number	Lab Sample Number	Date Collected	Matrix	Instrument	Date Prepared	Date Analyzed	QC Batch ID
PG-1	07-05-0880-1	05/09/07	Solid	GC 7	05/11/07	05/11/07	070511L04

Parameter	Result	RL	DF	Qual	Parameter	Result	RL	DF	Qual
Aroclor-1016	ND	50	1		Aroclor-1248	ND	50	1	
Aroclor-1221	ND	50	1		Aroclor-1254	ND	50	1	
Aroclor-1232	ND	50	1		Aroclor-1260	ND	50	1	
Aroclor-1242	ND	50	1		Aroclor-1262	ND	50	1	
Surrogates:	REC (%)	Control Limits		Qual	Surrogates:	REC (%)	Control Limits		Qual
Decachlorobiphenyl	102	50-130			2,4,5,6-Tetrachloro-m-Xylene	79	50-130		

Method Blank	Lab Sample Number	Date Collected	Matrix	Instrument	Date Prepared	Date Analyzed	QC Batch ID
Method Blank	099-12-535-39	N/A	Solid	GC 7	05/11/07	05/11/07	070511L04

Parameter	Result	RL	DF	Qual	Parameter	Result	RL	DF	Qual
Aroclor-1016	ND	50	1		Aroclor-1248	ND	50	1	
Aroclor-1221	ND	50	1		Aroclor-1254	ND	50	1	
Aroclor-1232	ND	50	1		Aroclor-1260	ND	50	1	
Aroclor-1242	ND	50	1		Aroclor-1262	ND	50	1	
Surrogates:	REC (%)	Control Limits		Qual	Surrogates:	REC (%)	Control Limits		Qual
Decachlorobiphenyl	109	50-130			2,4,5,6-Tetrachloro-m-Xylene	104	50-130		

RL - Reporting Limit , DF - Dilution Factor , Qual - Qualifiers

Analytical Report



Kiff Analytical
 2795 2nd Street, Suite 300
 Davis, CA 95616-6593

Date Received: 05/11/07
 Work Order No: 07-05-0880
 Preparation: EPA 1311
 Method: EPA 8260B
 Units: ug/L

Project: 29 Wildwood Avenue, Piedmont


Page 1 of 2

Client Sample Number	Lab Sample Number	Date Collected	Matrix	Instrument	Date Prepared	Date Analyzed	QC Batch ID
PG-1	07-05-0880-1	05/09/07	Solid	GC/MS R	05/11/07	05/16/07	070516L02

Parameter	Result	RL	DF	Qual	Parameter	Result	RL	DF	Qual
Acetone	ND	5000	1		1,3-Dichloropropane	ND	100	1	
Benzene	ND	50	1		2,2-Dichloropropane	ND	100	1	
Bromobenzene	ND	100	1		1,1-Dichloropropene	ND	100	1	
Bromochloromethane	ND	100	1		c-1,3-Dichloropropene	ND	50	1	
Bromodichloromethane	ND	100	1		t-1,3-Dichloropropene	ND	50	1	
Bromoform	ND	100	1		Ethylbenzene	ND	100	1	
Bromomethane	ND	1000	1		2-Hexanone	ND	1000	1	
2-Butanone	ND	1000	1		Isopropylbenzene	ND	100	1	
n-Butylbenzene	ND	100	1		p-Isopropyltoluene	ND	100	1	
sec-Butylbenzene	ND	100	1		Methylene Chloride	ND	1000	1	
tert-Butylbenzene	ND	100	1		4-Methyl-2-Pentanone	ND	1000	1	
Carbon Disulfide	ND	1000	1		Naphthalene	ND	1000	1	
Carbon Tetrachloride	ND	50	1		n-Propylbenzene	ND	100	1	
Chlorobenzene	ND	100	1		Styrene	ND	100	1	
Chloroethane	ND	100	1		1,1,1,2-Tetrachloroethane	ND	100	1	
Chloroform	ND	100	1		1,1,2,2-Tetrachloroethane	ND	100	1	
Chloromethane	ND	1000	1		Tetrachloroethene	ND	100	1	
2-Chlorotoluene	ND	100	1		Toluene	ND	100	1	
4-Chlorotoluene	ND	100	1		1,2,3-Trichlorobenzene	ND	100	1	
Dibromochloromethane	ND	100	1		1,2,4-Trichlorobenzene	ND	100	1	
1,2-Dibromo-3-Chloropropane	ND	500	1		1,1,1-Trichloroethane	ND	100	1	
1,2-Dibromoethane	ND	100	1		1,1,2-Trichloroethane	ND	100	1	
Dibromomethane	ND	100	1		Trichloroethene	ND	100	1	
1,2-Dichlorobenzene	ND	100	1		Trichlorofluoromethane	ND	1000	1	
1,3-Dichlorobenzene	ND	100	1		1,2,3-Trichloropropane	ND	500	1	
1,4-Dichlorobenzene	ND	100	1		1,2,4-Trimethylbenzene	ND	100	1	
Dichlorodifluoromethane	ND	100	1		1,3,5-Trimethylbenzene	ND	100	1	
1,1-Dichloroethane	ND	100	1		Vinyl Acetate	ND	1000	1	
1,2-Dichloroethane	ND	50	1		Vinyl Chloride	ND	50	1	
1,1-Dichloroethene	ND	100	1		p/m-Xylene	ND	100	1	
c-1,2-Dichloroethene	ND	100	1		o-Xylene	ND	100	1	
t-1,2-Dichloroethene	ND	100	1		Methyl-t-Butyl Ether (MTBE)	ND	100	1	
1,2-Dichloropropane	ND	100	1						
<u>Surrogates:</u>	<u>REC (%)</u>	<u>Control Limits</u>	<u>Qual</u>	<u>Surrogates:</u>	<u>REC (%)</u>	<u>Control Limits</u>	<u>Qual</u>		
Dibromofluoromethane	98	74-140		1,2-Dichloroethane-d4	98	74-146			
Toluene-d8	98	88-112		1,4-Bromofluorobenzene	90	74-110			

RL - Reporting Limit , DF - Dilution Factor , Qual - Qualifiers

Analytical Report



Kiff Analytical
 2795 2nd Street, Suite 300
 Davis, CA 95616-6593

Date Received: 05/11/07
 Work Order No: 07-05-0880
 Preparation: EPA 1311
 Method: EPA 8260B
 Units: ug/L

Project: 29 Wildwood Avenue, Piedmont

Page 2 of 2

Client Sample Number	Lab Sample Number	Date Collected	Matrix	Instrument	Date Prepared	Date Analyzed	QC Batch ID
Method Blank	099-10-006-21,396	N/A	Aqueous	GC/MS-R	05/11/07	05/16/07	070516L02

Parameter	Result	RL	DF	Qual	Parameter	Result	RL	DF	Qual
Acetone	ND	5000	1		1,3-Dichloropropane	ND	100	1	
Benzene	ND	50	1		2,2-Dichloropropane	ND	100	1	
Bromobenzene	ND	100	1		1,1-Dichloropropene	ND	100	1	
Bromochloromethane	ND	100	1		c-1,3-Dichloropropene	ND	50	1	
Bromodichloromethane	ND	100	1		t-1,3-Dichloropropene	ND	50	1	
Bromoform	ND	100	1		Ethylbenzene	ND	100	1	
Bromomethane	ND	1000	1		2-Hexanone	ND	1000	1	
2-Butanone	ND	1000	1		Isopropylbenzene	ND	100	1	
n-Butylbenzene	ND	100	1		p-Isopropyltoluene	ND	100	1	
sec-Butylbenzene	ND	100	1		Methylene Chloride	ND	1000	1	
tert-Butylbenzene	ND	100	1		4-Methyl-2-Pentanone	ND	1000	1	
Carbon Disulfide	ND	1000	1		Naphthalene	ND	1000	1	
Carbon Tetrachloride	ND	50	1		n-Propylbenzene	ND	100	1	
Chlorobenzene	ND	100	1		Styrene	ND	100	1	
Chloroethane	ND	100	1		1,1,1,2-Tetrachloroethane	ND	100	1	
Chloroform	ND	100	1		1,1,2,2-Tetrachloroethane	ND	100	1	
Chloromethane	ND	1000	1		Tetrachloroethene	ND	100	1	
2-Chlorotoluene	ND	100	1		Toluene	ND	100	1	
4-Chlorotoluene	ND	100	1		1,2,3-Trichlorobenzene	ND	100	1	
Dibromochloromethane	ND	100	1		1,2,4-Trichlorobenzene	ND	100	1	
1,2-Dibromo-3-Chloropropane	ND	500	1		1,1,1-Trichloroethane	ND	100	1	
1,2-Dibromoethane	ND	100	1		1,1,2-Trichloroethane	ND	100	1	
Dibromomethane	ND	100	1		Trichloroethene	ND	100	1	
1,2-Dichlorobenzene	ND	100	1		Trichlorofluoromethane	ND	1000	1	
1,3-Dichlorobenzene	ND	100	1		1,2,3-Trichloropropane	ND	500	1	
1,4-Dichlorobenzene	ND	100	1		1,2,4-Trimethylbenzene	ND	100	1	
Dichlorodifluoromethane	ND	100	1		1,3,5-Trimethylbenzene	ND	100	1	
1,1-Dichloroethane	ND	100	1		Vinyl Acetate	ND	1000	1	
1,2-Dichloroethane	ND	50	1		Vinyl Chloride	ND	50	1	
1,1-Dichloroethene	ND	100	1		p/m-Xylene	ND	100	1	
c-1,2-Dichloroethene	ND	100	1		o-Xylene	ND	100	1	
t-1,2-Dichloroethene	ND	100	1		Methyl-t-Butyl Ether (MTBE)	ND	100	1	
1,2-Dichloropropane	ND	100	1						
Surrogates:	REC (%)	Control Limits	Qual	Surrogates:	REC (%)	Control Limits	Qual		
Dibromofluoromethane	99	74-140		1,2-Dichloroethane-d4	98	74-146			
Toluene-d8	98	88-112		1,4-Bromofluorobenzene	89	74-110			

RL - Reporting Limit DF - Dilution Factor Qual - Qualifiers

Analytical Report



Kiff Analytical
 2795 2nd Street, Suite 300
 Davis, CA 95616-6593

Date Received: 05/11/07
 Work Order No: 07-05-0880

Project: 29 Wildwood Avenue, Piedmont

Page 1 of 1

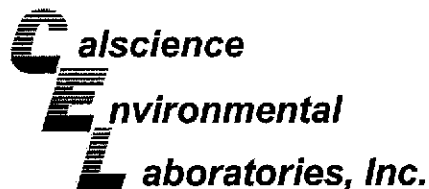
Client Sample Number	Lab Sample Number	Date Collected	Matrix
PG-1	07-05-0880-1	05/09/07	Solid

Parameter	Result	RL	DF	Qual	Units	Date Prepared	Date Analyzed	Method
Cyanide, Reactive	ND	0.50	1		mg/kg	05/14/07	05/15/07	SW-846, Chapter 7
Sulfide, Reactive	ND	2.0	1		mg/kg	05/13/07	05/13/07	SW-846, Chapter 7

Method Blank				N/A				Solid
---------------------	--	--	--	------------	--	--	--	--------------

Parameter	Result	RL	DF	Qual	Units	Date Prepared	Date Analyzed	Method
Cyanide, Reactive	ND	0.50	1		mg/kg	05/14/07	05/15/07	SW-846, Chapter 7
Sulfide, Reactive	ND	2.0	1		mg/kg	05/13/07	05/13/07	SW-846, Chapter 7

RL - Reporting Limit , DF - Dilution Factor , Qual - Qualifiers



Quality Control - Spike/Spike Duplicate



Kiff Analytical
2795 2nd Street, Suite 300
Davis, CA 95616-6593

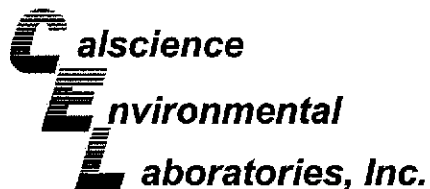
Date Received: 05/11/07
Work Order No: 07-05-0880
Preparation: EPA 3050B
Method: EPA 6010B

Project 29 Wildwood Avenue, Piedmont

Quality Control Sample ID	Matrix	Instrument	Date Prepared	Date Analyzed	MS/MSD Batch Number
07-05-0872-4	Solid	ICP 5300	05/11/07	05/12/07	070511S01

Parameter	MS %REC	MSD %REC	%REC CL	RPD	RPD CL	Qualifiers
Antimony	53	50	50-115	6	0-20	
Arsenic	100	104	75-125	3	0-20	
Barium	4X	4X	75-125	4X	0-20	Q
Beryllium	97	97	75-125	0	0-20	
Cadmium	92	91	75-125	2	0-20	
Chromium	99	109	75-125	6	0-20	
Cobalt	96	97	75-125	1	0-20	
Copper	98	115	75-125	8	0-20	
Lead	92	95	75-125	3	0-20	
Molybdenum	91	90	75-125	1	0-20	
Nickel	119	163	75-125	12	0-20	3
Selenium	89	85	75-125	5	0-20	
Silver	94	93	75-125	1	0-20	
Thallium	89	91	75-125	3	0-20	
Vanadium	96	103	75-125	3	0-20	
Zinc	50	122	75-125	19	0-20	3

RPD - Relative Percent Difference, CL - Control Limit



Quality Control - Spike/Spike Duplicate



Kiff Analytical
2795 2nd Street, Suite 300
Davis, CA 95616-6593

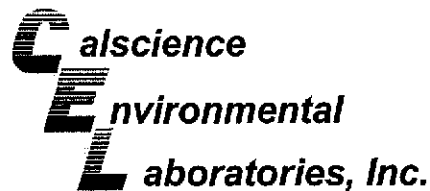
Date Received: 05/11/07
Work Order No: 07-05-0880
Preparation: Extraction
Method: EPA 418.1M

Project 29 Wildwood Avenue, Piedmont


Quality Control Sample ID	Matrix	Instrument	Date Prepared	Date Analyzed	MS/MSD Batch Number
PG-1	Solid	IR #1	05/12/07	05/12/07	070512S01

Parameter	MS %REC	MSD %REC	%REC CL	RPD	RPD CL	Qualifiers
TRPH	92	92	55-135	0	0-30	

RPD - Relative Percent Difference, CL - Control Limit



Quality Control - Spike/Spike Duplicate



Kiff Analytical
 2795 2nd Street, Suite 300
 Davis, CA 95616-6593

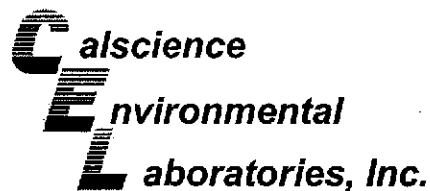
Date Received: 05/11/07
 Work Order No: 07-05-0880
 Preparation: EPA 7471A Total
 Method: EPA 7471A

Project 29 Wildwood Avenue, Piedmont

Quality Control Sample ID	Matrix	Instrument	Date Prepared	Date Analyzed	MS/MSD Batch Number
07-05-0872-4	Solid	Mercury	05/11/07	05/11/07	070511S01

Parameter	MS %REC	MSD %REC	%REC CL	RPD	RPD CL	Qualifiers
Mercury	93	97	84-138	4	0-7	

RPD - Relative Percent Difference , CL - Control Limit



Quality Control - Spike/Spike Duplicate



Kiff Analytical
2795 2nd Street, Suite 300
Davis, CA 95616-6593

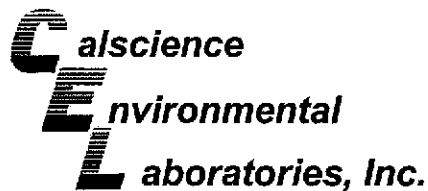
Date Received: 05/11/07
Work Order No: 07-05-0880
Preparation: EPA 1311
Method: EPA 8270C

Project 29 Wildwood Avenue, Piedmont

Quality Control Sample ID	Matrix	Instrument	Date Prepared	Date Analyzed	MS/MSD Batch Number
07-05-0778-1	Solid	GC/MS GG	05/14/07	05/15/07	070514S08

Parameter	MS %REC	MSD %REC	%REC CL	RPD	RPD CL	Qualifiers
Phenol	47	47	20-120	1	0-42	
2-Chlorophenol	103	104	23-134	1	0-40	
1,4-Dichlorobenzene	88	97	20-124	10	0-28	
N-Nitroso-di-n-propylamine	114	117	0-230	3	0-38	
1,2,4-Trichlorobenzene	92	100	44-142	8	0-28	
Acenaphthene	104	106	47-145	1	0-31	
2,4-Dinitrotoluene	94	93	39-139	1	0-38	

RPD - Relative Percent Difference , CL - Control Limit



Quality Control - Spike/Spike Duplicate



Kiff Analytical
2795 2nd Street, Suite 300
Davis, CA 95616-6593

Date Received: 05/11/07
Work Order No: 07-05-0880
Preparation: EPA 3545
Method: EPA 8082


Project 29 Wildwood Avenue, Piedmont

Quality Control Sample ID	Matrix	Instrument	Date Prepared	Date Analyzed	MS/MSD Batch Number
07-05-0777-1	Solid	GC 7	05/11/07	05/11/07	070511S04

Parameter	MS %REC	MSD %REC	%REC CL	RPD	RPD CL	Qualifiers
Aroclor-1260	100	98	50-135	2	0-25	

RPD - Relative Percent Difference , CL - Control Limit

Quality Control - Spike/Spike Duplicate



Kiff Analytical
 2795 2nd Street, Suite 300
 Davis, CA 95616-6593

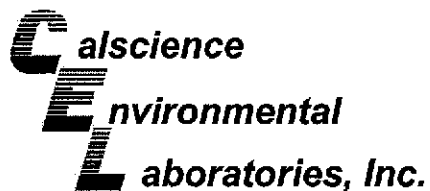
Date Received: 05/11/07
 Work Order No: 07-05-0880
 Preparation: EPA 1311
 Method: EPA 8260B

Project 29 Wildwood Avenue, Piedmont

Quality Control Sample ID	Matrix	Instrument	Date Prepared	Date Analyzed	MS/MSD Batch Number
07-05-0778-1	Solid	GC/MS R	05/10/07	05/16/07	070516S01

Parameter	MS %REC	MSD %REC	%REC CL	RPD	RPD CL	Qualifiers
Benzene	108	100	88-118	8	0-7	4
Carbon Tetrachloride	129	113	67-145	13	0-11	4
Chlorobenzene	108	103	88-118	4	0-7	
1,2-Dichlorobenzene	106	103	86-116	3	0-8	
1,1-Dichloroethene	102	97	70-130	5	0-25	
Toluene	104	102	87-123	2	0-8	
Trichloroethene	108	100	79-127	7	0-10	
Vinyl Chloride	90	90	69-129	1	0-13	
Methyl-t-Butyl Ether (MTBE)	83	83	71-131	0	0-13	
Tert-Butyl Alcohol (TBA)	89	85	36-168	4	0-45	
Diisopropyl Ether (DIPE)	92	86	81-123	7	0-9	
Ethyl-t-Butyl Ether (ETBE)	85	81	72-126	5	0-12	
Tert-Amyl-Methyl Ether (TAME)	87	81	72-126	7	0-12	
Ethanol	104	98	53-149	7	0-31	

RPD - Relative Percent Difference, CL - Control Limit



Quality Control - Duplicate



Kiff Analytical
 2795 2nd Street, Suite 300
 Davis, CA 95616-6593

Date Received:
 Work Order No:

N/A
 07-05-0880

Project: 29 Wildwood Avenue, Piedmont

Matrix: Solid

Parameter	Method	QC Sample ID	Date Analyzed	Sample Conc.	DUP Conc.	RPD	RPD CL	Qualifiers
Cyanide, Reactive	SW-846, Chapter 7	PG-1	05/15/07	ND	ND	NA	0-25	
Sulfide, Reactive	SW-846, Chapter 7	07-05-0778-1	05/13/07	ND	ND	NA	0-25	

RPD - Relative Percent Difference, CL - Control Limit




Kiff Analytical	Date Received:	N/A
2795 2nd Street, Suite 300	Work Order No:	07-05-0880
Davis, CA 95616-6593	Preparation:	EPA 3050B
	Method:	EPA 6010B

Project: 29 Wildwood Avenue, Piedmont

Quality Control Sample ID	Matrix	Instrument	Date Analyzed	Lab File ID	LCS Batch Number
097-01-002-9,250	Solid	ICP 5300	05/11/07	070511-I-01	070511L01

Parameter	Conc Added	Conc Recovered	LCS %Rec	%Rec CL	Qualifiers
Antimony	25.0	25.7	103	80-120	
Arsenic	25.0	24.1	97	80-120	
Barium	25.0	25.3	101	80-120	
Beryllium	25.0	24.0	96	80-120	
Cadmium	25.0	25.0	100	80-120	
Chromium	25.0	25.1	100	80-120	
Cobalt	25.0	26.8	107	80-120	
Copper	25.0	24.3	97	80-120	
Lead	25.0	25.3	101	80-120	
Molybdenum	25.0	25.0	100	80-120	
Nickel	25.0	26.3	105	80-120	
Selenium	25.0	23.4	94	80-120	
Silver	12.5	12.0	96	80-120	
Thallium	25.0	24.9	100	80-120	
Vanadium	25.0	24.3	97	80-120	
Zinc	25.0	28.7	115	80-120	

RPD - Relative Percent Difference , CL - Control Limit


CalScience
Environmental Quality Control - Laboratory Control Sample
Laboratories, Inc.

Kiff Analytical
2795 2nd Street, Suite 300
Davis, CA 95616-6593

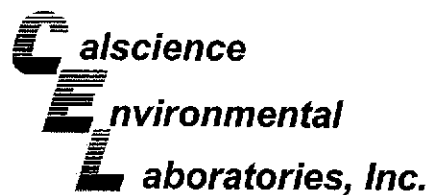
Date Received: N/A
Work Order No: 07-05-0880
Preparation: Extraction
Method: EPA 418.1M

Project: 29 Wildwood Avenue, Piedmont

Quality Control Sample ID	Matrix	Instrument	Date Analyzed	Lab File ID	LCS Batch Number
099-07-015-1,139	Solid	IR #1	05/12/07	NONE	070512L01

Parameter	Conc Added	Conc Recovered	LCS %Rec	%Rec CL	Qualifiers
TRPH	100	97.6	98	70-130	

RPD - Relative Percent Difference , CL - Control Limit



Quality Control - LCS/LCS Duplicate



Kiff Analytical
2795 2nd Street, Suite 300
Davis, CA 95616-6593

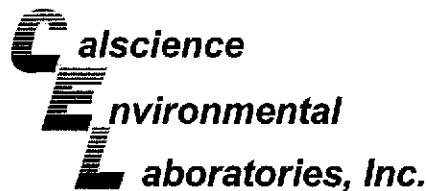
Date Received: N/A
Work Order No: 07-05-0880
Preparation: EPA 7471A Total
Method: EPA 7471A

Project: 29 Wildwood Avenue, Piedmont

Quality Control Sample ID	Matrix	Instrument	Date Prepared	Date Analyzed	LCS/LCSD Batch Number
099-04-007-4,624	Solid	Mercury	05/11/07	05/11/07	070511L01

Parameter	LCS %REC	LCSD %REC	%REC CL	RPD	RPD CL	Qualifiers
Mercury	107	107	87-117	1	0-3	

RPD - Relative Percent Difference , CL - Control Limit



Quality Control - LCS/LCS Duplicate



Kiff Analytical
2795 2nd Street, Suite 300
Davis, CA 95616-6593

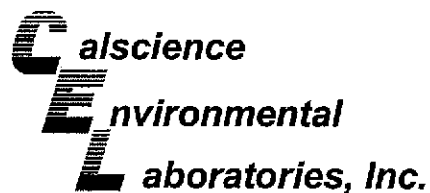
Date Received: N/A
Work Order No: 07-05-0880
Preparation: EPA 1311
Method: EPA 8270C

Project: 29 Wildwood Avenue, Piedmont

Quality Control Sample ID	Matrix	Instrument	Date Prepared	Date Analyzed	LCS/LCSD Batch Number
096-02-007-955	Aqueous	GC/MS GG	05/14/07	05/15/07	070514L08

Parameter	LCS %REC	LCSD %REC	%REC CL	RPD	RPD CL	Qualifiers
Phenol	44	43	20-120	3	0-42	
2-Chlorophenol	94	98	23-134	5	0-40	
1,4-Dichlorobenzene	101	107	20-124	6	0-28	
N-Nitroso-di-n-propylamine	109	113	0-230	4	0-38	
1,2,4-Trichlorobenzene	105	109	44-142	4	0-28	
Acenaphthene	104	107	47-145	3	0-31	
2,4-Dinitrotoluene	89	92	39-139	4	0-38	

RPD - Relative Percent Difference, CL - Control Limit



Quality Control - LCS/LCS Duplicate



Kiff Analytical
2795 2nd Street, Suite 300
Davis, CA 95616-6593

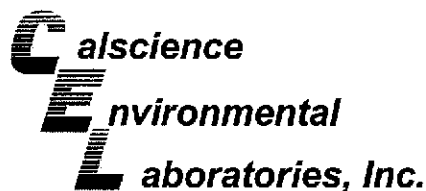
Date Received: N/A
Work Order No: 07-05-0880
Preparation: EPA 3545
Method: EPA 8082

Project: 29 Wildwood Avenue, Piedmont

Quality Control Sample ID	Matrix	Instrument	Date Prepared	Date Analyzed	LCS/LCSD Batch Number
099-12-535-39	Solid	GC 7	05/11/07	05/11/07	070511L04

Parameter	LCS %REC	LCSD %REC	%REC CL	RPD	RPD CL	Qualifiers
Aroclor-1260	91	85	50-135	7	0-25	

RPD - Relative Percent Difference , CL - Control Limit



Quality Control - LCS/LCS Duplicate



Kiff Analytical
2795 2nd Street, Suite 300
Davis, CA 95616-6593

Date Received: N/A
Work Order No: 07-05-0880
Preparation: EPA 5030B
Method: EPA 8260B

Project: 29 Wildwood Avenue, Piedmont

Quality Control Sample ID	Matrix	Instrument	Date Prepared	Date Analyzed	LCS/LCSD Batch Number
099-10-006-21,396	Aqueous	GC/MS R	05/16/07	05/16/07	070516L02

Parameter	LCS %REC	LCSD %REC	%REC CL	RPD	RPD CL	Qualifiers
Benzene	88	94	84-120	7	0-8	
Carbon Tetrachloride	101	110	63-147	9	0-10	
Chlorobenzene	90	97	89-119	7	0-7	
1,2-Dichlorobenzene	93	99	89-119	7	0-9	
1,1-Dichloroethene	86	95	77-125	10	0-16	
Toluene	89	96	83-125	7	0-9	
Trichloroethene	89	95	89-119	7	0-8	
Vinyl Chloride	85	85	63-135	1	0-13	
Methyl-t-Butyl Ether (MTBE)	82	90	82-118	9	0-13	
Tert-Butyl Alcohol (TBA)	72	80	46-154	11	0-32	
Diisopropyl Ether (DIPE)	82	89	81-123	9	0-11	
Ethyl-t-Butyl Ether (ETBE)	83	88	74-122	6	0-12	
Tert-Amyl-Methyl Ether (TAME)	80	85	76-124	7	0-10	
Ethanol	79	91	60-138	13	0-32	

RPD - Relative Percent Difference, CL - Control Limit



Work Order Number: 07-05-0880

<u>Qualifier</u>	<u>Definition</u>
*	See applicable analysis comment.
1	Surrogate compound recovery was out of control due to a required sample dilution, therefore, the sample data was reported without further clarification.
2	Surrogate compound recovery was out of control due to matrix interference. The associated method blank surrogate spike compound was in control and, therefore, the sample data was reported without further clarification.
3	Recovery of the Matrix Spike or Matrix Spike Duplicate compound was out of control due to matrix interference. The associated LCS and/or LCSD was in control and, therefore, the sample data was reported without further clarification.
4	The MS/MSD RPD was out of control due to matrix interference. The LCS/LCSD RPD was in control and, therefore, the sample data was reported without further clarification.
5	The PDS/PDSD associated with this batch of samples was out of control due to a matrix interference effect. The associated batch LCS/LCSD was in control and, hence, the associated sample data was reported with no further corrective action required.
A	Result is the average of all dilutions, as defined by the method.
B	Analyte was present in the associated method blank.
C	Analyte presence was not confirmed on primary column.
E	Concentration exceeds the calibration range.
H	Sample received and/or analyzed past the recommended holding time.
J	Analyte was detected at a concentration below the reporting limit and above the laboratory method detection limit. Reported value is estimated.
N	Nontarget Analyte.
ND	Parameter not detected at the indicated reporting limit.
Q	Spike recovery and RPD control limits do not apply resulting from the parameter concentration in the sample exceeding the spike concentration by a factor of four or greater.
U	Undetected at the laboratory method detection limit.
X	% Recovery and/or RPD out-of-range.
Z	Analyte presence was not confirmed by second column or GC/MS analysis.



2795 Second Street, Suite 300
 Davis, CA 95616
 Lab: 530.297.4800
 Fax: 530.297.4808

Cal Science Environmental
 7440 Lincoln Way
 Garden Grove, CA 92841
 714-895-5494

Lab No.

0880

Page 1 of 1

Project Contact (Hardcopy or PDF to): **Troy Turpen**
 Company/Address: _____
 Phone No.: _____ FAX No.: _____
 Project Number: 200687-002 P.O. No.: 56398
 Project Name: 29 Wildwood Avenue, Piedmont

EDF Report? Yes No

Chain-of-Custody Record and Analysis Request

Recommended but not mandatory to complete this section:
 Sampling Company Log Code: **CETS**
 Global ID: **T0600101246**
 EDF Deliverable to (Email Address): **inbox@kiffanalytical.com**
 E-mail address: **inbox@kiffanalytical.com**


Analysis Request

Sample Designation	Sampling		Container					Preservative					Matrix			PCBs (EPA 8082)	Reactive Sulfides and Cyanides	TCLP VOCs (8260B)	TCLP SVOCs (8270C)	*CAM 17 Metals	TRPH (EPA 418.1)	Date due:	For Lab Use Only	
	Date	Time	VOA	Poly	Sleeve	Amber	Glass Jar	HNO ₃	H ₂ SO ₄	Na ₂ S ₂ O ₃	ZnAc ₂ & NaOH	NONE	WATER	SOIL	Air									
PG-1	05/09/07	09:49					1					1		X		X	X	X	X	X			X	

Relinquished by: <i>Robert Kiff</i>	Date: 05/09/07	Time: 1900	Received by:
Relinquished by: _____	Date:	Time:	Received by:
Relinquished by: <i>CO</i>	Date: 5-11-07	Time: 0800	Received by: <i>Wobate CA</i>

Remarks: *This is a SHELL project. STLC on all TTLC metals 10 times STLC maximum: TTLC Lead => 13mg/kg requires organic lead analysis.

Bill to: Accounts Payable



WORK ORDER #: **07** - -

Cooler 1 of 1

SAMPLE RECEIPT FORM

CLIENT: KIFF ANALYTICAL

DATE: 5-11-07

TEMPERATURE – SAMPLES RECEIVED BY:

CALSCIENCE COURIER:

- Chilled, cooler with temperature blank provided.
- Chilled, cooler without temperature blank.
- Chilled and placed in cooler with wet ice.
- Ambient and placed in cooler with wet ice.
- Ambient temperature.
- °C Temperature blank.

LABORATORY (Other than Calscience Courier):

- 2.7 °C Temperature blank.
- °C IR thermometer.
- Ambient temperature.

Initial: WB

CUSTODY SEAL INTACT:

Sample(s): _____ Cooler: No (Not Intact) : _____ Not Present: _____

Initial: WB

SAMPLE CONDITION:

	Yes	No	N/A
Chain-Of-Custody document(s) received with samples.....	<input checked="" type="checkbox"/>	<input type="checkbox"/>	<input type="checkbox"/>
Sampler's name indicated on COC.....	<input type="checkbox"/>	<input type="checkbox"/>	<input checked="" type="checkbox"/>
Sample container label(s) consistent with custody papers.....	<input checked="" type="checkbox"/>	<input type="checkbox"/>	<input type="checkbox"/>
Sample container(s) intact and good condition.....	<input checked="" type="checkbox"/>	<input type="checkbox"/>	<input type="checkbox"/>
Correct containers and volume for analyses requested.....	<input checked="" type="checkbox"/>	<input type="checkbox"/>	<input type="checkbox"/>
Proper preservation noted on sample label(s).....	<input type="checkbox"/>	<input type="checkbox"/>	<input checked="" type="checkbox"/>
VOA vial(s) free of headspace.....	<input type="checkbox"/>	<input type="checkbox"/>	<input checked="" type="checkbox"/>
Tedlar bag(s) free of condensation.....	<input type="checkbox"/>	<input type="checkbox"/>	<input checked="" type="checkbox"/>

Initial: WB

COMMENTS:

SHELL Chain of Custody Record

36578

- TA - Irvine, California
- TA - Morgan Hill, California
- TA - Sacramento, California
- TA - Nashville, Tennessee
- Calscience
- Other Kiff

NAME OF PERSON TO BILL: Bill Merchant				INCIDENT # (ES ONLY)			
<input type="checkbox"/> ENVIRONMENTAL SERVICES		<input type="checkbox"/> CHECK BOX TO VERIFY IF NO INCIDENT # APPLIES					
<input checked="" type="checkbox"/> NETWORK DEV / FE		<input type="checkbox"/> BILL CONSULTANT		PG #		SAP or CRMT #	
<input type="checkbox"/> COMPLIANCE		<input type="checkbox"/> RMT/CRMT				1 3 5 7 6 5	

DATE: 5-9-07
PAGE: 1 of 1

SAMPLING COMPANY: Conestoga-Rovers & Associates (CRA)		LOG CODE: CETS	SITE ADDRESS: Street and City 29 Wildwood Avenue, Piedmont		State CA	GLOBAL ID NO.: T0600101246
ADDRESS: 19449 Riverside Drive, Suite 230, Sonoma, CA 95476			EDF DELIVERABLE TO (Name, Company, Office Location): Felicia Ballard, CRA, Sonoma		PHONE NO.: 707-933-2376	E-MAIL: sonomaedf@cambria-env.com
PROJECT CONTACT (Hardcopy or PDF Report to): Aubrey Cool			CONSULTANT PROJECT NO.: 200687-002		LAB USE ONLY	
TELEPHONE: 510-420-3336	FAX: 707-935-6649	E-MAIL: acool@craworld.com	SAMPLER NAME(S) (Print): Scott Lewis			

TAT (STD IS 10 BUSINESS DAYS / RUSH IS CALENDAR DAYS):
 STD 5 DAY 3 DAY 2 DAY 24 HOURS RESULTS NEEDED ON WEEKEND

LA - RWQCB REPORT FORMAT UST AGENCY:

SPECIAL INSTRUCTIONS OR NOTES:
 EDD NOT NEEDED
 SHELL CONTRACT RATE APPLIES
 STATE REIMB RATE APPLIES
 RECEIPT VERIFICATION REQUESTED

PO: **Waste oil tank removal**

cc: **Daviya Saleme, dsaleme@craworld.com**

Call composite sample ID and field point name: **PG-1**

REQUESTED ANALYSIS															FIELD NOTES: Container/Preservative or PID Readings or Laboratory Notes	
TPH - Purgeable (82809)	TPH - Extractable (8015M) w/SGC	BTEX (8280B)	6 Oxygenates (8280B) (MTBE, TBA, DIPE, TAME, ETBE)	PCBs (8080)	TRPH (418.1)	Hydrogen Sulfide SW-846	Hydrogen Cyanide SW-846	ETBE (8280B)	1,2 DCA (8280B)	EDB (8280B)	Ethanol (8280B)	Methanol (8015M)	VOCs by TCLP	Semi-Volatiles by TCLP		

DATE TIME	MATRIX	NO. OF CONT.	TEMPERATURE ON RECEIPT °C																			
			TPH - Purgeable (82809)	TPH - Extractable (8015M) w/SGC	BTEX (8280B)	6 Oxygenates (8280B)	PCBs (8080)	TRPH (418.1)	Hydrogen Sulfide SW-846	Hydrogen Cyanide SW-846	ETBE (8280B)	1,2 DCA (8280B)	EDB (8280B)	Ethanol (8280B)	Methanol (8015M)	VOCs by TCLP	Semi-Volatiles by TCLP	Lead	LUFT6	CAM17	Test for Disposal (see attached)	
5/9/07 0949	SO	1	X	X		X	X	X	X				X	X				X	X			Please call composite sample PG-1
5/9/07 0949	SO	1	X	X		X	X	X	X				X	X				X	X			
5/9/07 0949	SO	1	X	X		X	X	X	X				X	X				X	X			
5/9/07 0949	SO	1	X	X		X	X	X	X				X	X				X	X			

20 SAMPLE RECEIPT
 Temp °C 20.5 Therm. ID# IR-5
 Initial SLW Date 051007
 Time 1415 Coolant present Yes / No

Relinquished by: (Signature) <i>Scott Lewis</i>	Received by: (Signature) <i>Sonoma Office</i>	Date: 5-9-07	Time: 1200
Relinquished by: (Signature) <i>Sonoma Office</i>	Received by: (Signature)	Date:	Time:
Relinquished by: (Signature)	Received by: (Signature) <i>Jason N. Hunt</i>	Date: 051007	Time: 0949

56397

ISSUED DATE: 05/23/97
 CANCELS ISSUE: 03/05/97
 ISSUED BY: RLG

MATERIAL: SOIL CONTAMINATED WITH WASTE OIL

USE FOR ARIZONA , CALIFORNIA AND NEVADA WASTE ONLY!!!

MINIMUM REQUIRED TESTING

TPHd, TPHg

TRPH = TOTAL RECOVERABLE PETROLEUM HYDROCARBONS = EPA 418.1

~~BTME - EPA 8020~~

CAM METALS = TTLC ALL: **17**

STLC ON ALL TTLC METALS 10 X STLC MAXIMUM:

TTLC LEAD => 13 MG/KG REQUIRES ORGANIC ANALYSIS

TCLP EXTRACTION = EPA 1311 AND

VOC ON EXTRACT = EPA ~~8240~~ **8260**

SVOC ON EXTRACT = EPA 8270

~~METALS ON EXTRACT - EPA 6010, (USE 7470 FOR Hg)~~

NOTE: IF PESTICIDES = EPA 8080 (ON EXTRACT)

IF HERBICIDES = EPA 8150 (ON EXTRACT)

PCBs = EPA METHOD 8080 (NOT ON EXTRACT)

HYDROGEN SULFIDE = SW-846 (7.3.4.2) (REACTIVITY)

HYDROGEN CYANIDE = SW-846 (7.3.3.2) (REACTIVITY)

~~pH (CORROSIVITY)~~

IF TPH > 5000 ppm,

AQUATIC BIOASSAY (FISH TOX) = PART 800 OF "STANDARD METHODS FOR THE EXAMINATION OF WATER AND WASTEWATER (15TH EDITION)"

LABORATORY INSTRUCTIONS (MINIMUM GUIDELINES ONLY)

~~TRPH REQUIRED ON ALL SAMPLES~~

- ALL OTHER TESTS REQUIRED TO BE RUN ON COMPOSITE(S). MAXIMUM 4 SAMPLES PER COMPOSITE.
- STLC REQUIRED FOR METALS WITH TTLC VALUE 10 X STLC MAXIMUM.
- ORGANIC ANALYSIS REQUIRED FOR TTLC LEAD OF 13 MG/KG OR GREATER.
- LABORATORY IS TO SUPPLY QA/QC INFORMATION WITH ALL ANALYTICAL REPORTS.

~~MAIL OR FAX ALL ANALYSIS TO PERSON REQUESTING ANALYSIS.~~

ATTACHMENT C

Unauthorized Release Report

UNDERGROUND STORAGE TANK UNAUTHORIZED RELEASE (LEAK) / CONTAMINATION SITE REPORT			
EMERGENCY <input type="checkbox"/> Yes <input checked="" type="checkbox"/> No		HAS STATE OFFICE OF EMERGENCY SERVICES REPORT BEEN FILED? <input type="checkbox"/> Yes <input type="checkbox"/> No	
REPORT DATE 5/21/2007		CASE #	
FOR LOCAL AGENCY USE ONLY I HEREBY CERTIFY THAT I AM A DESIGNATED GOVERNMENT EMPLOYEE AND THAT I HAVE REPORTED THIS INFORMATION TO LOCAL OFFICIALS PURSUANT TO SECTION 25180.7 OF THE HEALTH AND SAFETY CODE.		SIGNED _____ DATE _____	
REPORTED BY	NAME OF INDIVIDUAL FILING REPORT Tim Woodson		PHONE (925) 766-3494
	REPRESENTING <input type="checkbox"/> LOCAL AGENCY <input type="checkbox"/> REGIONAL BOARD <input checked="" type="checkbox"/> OWNER/OPERATOR <input type="checkbox"/> OTHER		COMPANY OR AGENCY NAME Shell Oil Products US
RESPONSIBLE PARTY	ADDRESS 20945 S. Wilmington Avenue		CARSON CA 90810
	NAME Shell Oil Products US		CONTACT PERSON Denis Brown
SITE LOCATION	ADDRESS 20945 S. Wilmington Avenue		CARSON CA 90810
	FACILITY NAME (IF APPLICABLE) Shell-branded Service Station		OPERATOR Noel Coffin
IMPLEMENTING AGENCIES	ADDRESS 29 Wildwood Avenue		Piedmont Alameda 94610
	LOCAL AGENCY Alameda County Health Care Services Agency - Robert Weston		PHONE (510) 567-6781
SUBSTANCES INVOLVED	REGIONAL BOARD San Francisco Bay		PHONE (510) 622-2300
	(1) NAME TPHg - 1100 ug/l (WO-W), methylene chloride - 99 ug/l (WO-W)		QUANTITY LOST (GALLONS) <input checked="" type="checkbox"/> Unknown
DISCOVERY/IDENTIFICATION	(2) NAME TPH as diesel - 1.7 mg/kg (WO-1-5) and 710 ug/l (WO-W) O&G - 17 mg/kg (WO-1-5)		QUANTITY LOST (GALLONS) <input checked="" type="checkbox"/> Unknown
	DATE DISCOVERED 5/18/2007		HOW DISCOVERED <input type="checkbox"/> Tank Test <input checked="" type="checkbox"/> Tank Removal <input type="checkbox"/> Nuisance Conditions <input type="checkbox"/> Inventory Control <input type="checkbox"/> Subsurface Monitoring <input type="checkbox"/> Other
SOURCE/CAUSE	DATE DISCHARGE BEGAN		METHOD USED TO STOP DISCHARGE (CHECK ALL THAT APPLY)
	HAS DISCHARGE BEEN STOPPED? <input checked="" type="checkbox"/> YES <input type="checkbox"/> NO IF YES, DATE 5/9/2007		<input type="checkbox"/> Remove Contents <input checked="" type="checkbox"/> Close Tank <input type="checkbox"/> Repair Tank <input type="checkbox"/> Change Procedure <input type="checkbox"/> Replace Tank <input type="checkbox"/> Other <input type="checkbox"/> Repair Piping
CASE TYPE	SOURCE OF DISCHARGE <input type="checkbox"/> Tank Leak <input type="checkbox"/> Piping Leak <input checked="" type="checkbox"/> Unknown <input type="checkbox"/> Other		CAUSE(S) <input type="checkbox"/> Overfill <input type="checkbox"/> Corrosion <input type="checkbox"/> Rupture/Failure <input checked="" type="checkbox"/> Unknown <input type="checkbox"/> Spill <input type="checkbox"/> Other
	CHECK ONE ONLY <input type="checkbox"/> Undetermined <input type="checkbox"/> Soil Only <input checked="" type="checkbox"/> Groundwater <input type="checkbox"/> Drinking Water - (CHECK ONLY IF WATER WELLS HAVE ACTUALLY BEEN AFFECTED)		
CURRENT STATUS	CHECK ONE ONLY <input checked="" type="checkbox"/> No Action Taken <input type="checkbox"/> Case Closed (Cleanup Completed or Unnecessary) <input type="checkbox"/> Leak Being Confined <input type="checkbox"/> Pollution Characterization <input type="checkbox"/> Remediation Plan <input type="checkbox"/> Post Cleanup Monitoring in Progress <input type="checkbox"/> Preliminary Site Assessment Workplan Submitted <input type="checkbox"/> Cleanup Underway <input type="checkbox"/> Preliminary Site Assessment Underway		
	CHECK APPROPRIATE ACTION(S) <input type="checkbox"/> Cap Site (CD) <input type="checkbox"/> Excavate & Treat (ET) <input type="checkbox"/> Treatment At Hookup (HU) <input checked="" type="checkbox"/> Other - pending agency evaluation <input type="checkbox"/> Contamination Barrier (CB) <input type="checkbox"/> No Action Required (NA) <input type="checkbox"/> Enhanced Bio Degradation (IT) <input type="checkbox"/> Vacuum Extract (VE) <input type="checkbox"/> Remove Free Product (FP) <input type="checkbox"/> Replace Supply (RS) <input type="checkbox"/> Excavate & Dispose (ED) <input type="checkbox"/> Pump & Treat Groundwater (GT) <input type="checkbox"/> Vent Soil (VS)		
COMMENTS	Soil and water concentrations were found during waste oil tank removal activities including TPHg, TPHd, BTEX, methylene chloride, oil and grease, chromium, lead, nickel, and zinc. CRA notified Alameda County Health Care Services Agency on 5/18/2007 at 4:45 PM. CRA left a voice mail for Inspector Robert Weston. A report documenting the reported findings will be submitted to the agency within 60 days.		