



RECEIVED
By lopprojectop at 8:38 am, Mar 17, 2006

March 15, 2006

Denis L. Brown

Jerry Wickham
Alameda County Health Care Services Agency
1131 Harbor Bay Parkway, Suite 250
Alameda, CA 94502-6577

Shell Oil Products US
HSE – Environmental Services
20945 S. Wilmington Ave.
Carson, CA 90810-1039
Tel (707) 865 0251
Fax (707) 865 2542
Email denis.l.brown@shell.com

Re: First Quarter 2006 Groundwater Monitoring Report
Shell-branded Service Station
105 Fifth Street
Oakland, California
SAP Code 135700
Incident No. 98995757
ACHCSA Case # RO-0487

Dear Mr. Wickham:

Attached for your review and comment is a copy of the *First Quarter 2006 Groundwater Monitoring Report* for the above referenced site. Upon information and belief, I declare, under penalty of perjury, that the information contained in the attached document is true and correct.

If you have any questions or concerns, please call me at (707) 865-0251.

Sincerely,

Denis L. Brown
Sr. Environmental Engineer

March 15, 2006

Jerry Wickham
Alameda County Health Care Services Agency
1131 Harbor Bay Parkway, Suite 250
Alameda, California 94502-6577

Re: **First Quarter 2006 Groundwater Monitoring Report**
Shell-branded Service Station
105 Fifth Street
Oakland, California
Incident #98995757
SAP # 135700
Cambria Project #248-0472-002
ACHCSA Case # RO-0487



Dear Mr. Wickham:

On behalf of Equilon Enterprises LLC dba Shell Oil Products US (Shell), Cambria Environmental Technology, Inc. (Cambria) is submitting this groundwater monitoring report in accordance with the reporting requirements of 23 CCR 2652d.

HISTORICAL REMEDIATION SUMMARY

Mobile Dual-Phase Vacuum Extraction (DVE): Mobile DVE was performed at the site from April to October 2000 and once in March 2001. Mobile DVE is the process of applying a high vacuum through an airtight well seal to simultaneously extract soil vapors from the vadose zone and enhance groundwater extraction (GWE) from the saturated zone. Between April 2000 and March 2001, the DVE process removed an estimated 14.59 pounds (lbs) of total petroleum hydrocarbons as gasoline (TPHg) and 14.50 lbs of methyl tertiary butyl ether (MTBE) from monitoring wells MW-2 and MW-3. DVE was discontinued due to limited chemical recovery.


GWE System Installation: Cambria obtained all necessary permits for constructing a fixed GWE system and discharging treated groundwater in 2003. Construction was put on hold due to decreasing MTBE concentration trends in the proposed target extraction wells. The East Bay Municipal Utilities District wastewater discharge permit has since been cancelled, and the construction permits have expired. Shell currently does not anticipate installing a fixed GWE system at the subject site.

**Cambria
Environmental
Technology, Inc.**

5900 Hollis Street
Suite A
Emeryville, CA 94608
Tel (510) 420-0700
Fax (510) 420-9170

FIRST QUARTER 2006 ACTIVITIES

Groundwater Monitoring: Blaine Tech Services, Inc. (Blaine) of San Jose, California gauged and sampled the site wells, calculated groundwater elevations, and compiled the analytical data. Cambria prepared a vicinity map showing previously submitted well survey data (Figure 1) and a groundwater elevation contour map (Figure 2). Blaine's report, presenting the laboratory report and supporting field documents, is included as Attachment A.



Periodic GWE: Beginning in November 2001, Phillips Services Corporation (PSC) of Benicia, California conducted semi-monthly mobile GWE events from tank backfill well T-1. Mobile GWE vacuum operations consist of lowering dedicated stingers into selected monitoring wells and extracting fluids using a vacuum truck. The volume of extracted fluid is recorded and used to calculate the quantity of aqueous-phase hydrocarbon removed from the subsurface. In anticipation of installing a fixed GWE system, these events were temporarily discontinued in April 2003. GWE resumed in May 2003 using vacuum trucks provided by Onyx Industrial Services of Benicia, California. Well MW-3 was added to the extraction program in June 2003, and well MW-2 was added in July 2003. After obtaining an encroachment permit from the City of Oakland, we began including off-site well MW-6 in the extraction program on August 21, 2003. Extraction from well MW-6 was discontinued after the October 2, 2003 event due to low groundwater production. Due to minimal remaining MTBE concentrations, well T-1 was removed from the extraction program after the September 18, 2003 event, and well MW-2 was removed after the November 20, 2003 event.

Based on the low MTBE concentration in MW-3 during the first quarter 2005 (180 parts per billion [ppb] on April 15, 2005), Cambria reduced periodic GWE frequency from semi-monthly to monthly in July 2005. The current MTBE concentration in MW-3 is 2,150 ppb. T-1 was added to the periodic GWE scope of work again in October 2005. Table 1 presents mass removal data from the periodic GWE events. As of January 19, 2006, a total of 188,090 gallons of water has been extracted, resulting in the removal of 8.5 lbs of TPHg and 66.2 lbs of MTBE.

Monthly periodic GWE was not performed in February 2006 due to an apparent scheduling oversight. Starting in March 2006, PSC will once again provide vacuum trucks for periodic GWE events.

ANTICIPATED SECOND QUARTER 2006 ACTIVITIES

Groundwater Monitoring: Blaine will gauge and sample all wells and tabulate the data. Cambria will prepare a groundwater monitoring report.

Oxygenate Analysis: Due to the repeated detection of tert-butyl alcohol (TBA) in site wells, Shell recommends adding TBA to the analytical suite for future samples collected from wells MW-2 and MW-5.



Periodic GWE: Monthly extraction events from wells MW-3 and T-1 will continue. We will continue to evaluate future groundwater sampling data and adjust the extraction program as warranted.

CLOSING

We appreciate the opportunity to work with you on this project. Please call Cynthia Vasko at (510) 420-3344 if you have any questions or comments.


Sincerely,
Cambria Environmental Technology, Inc.

Cynthia Vasko for

Cynthia Vasko
Project Engineer

Aubrey K. Cool

Aubrey K. Cool, P.G.
Senior Project Geologist

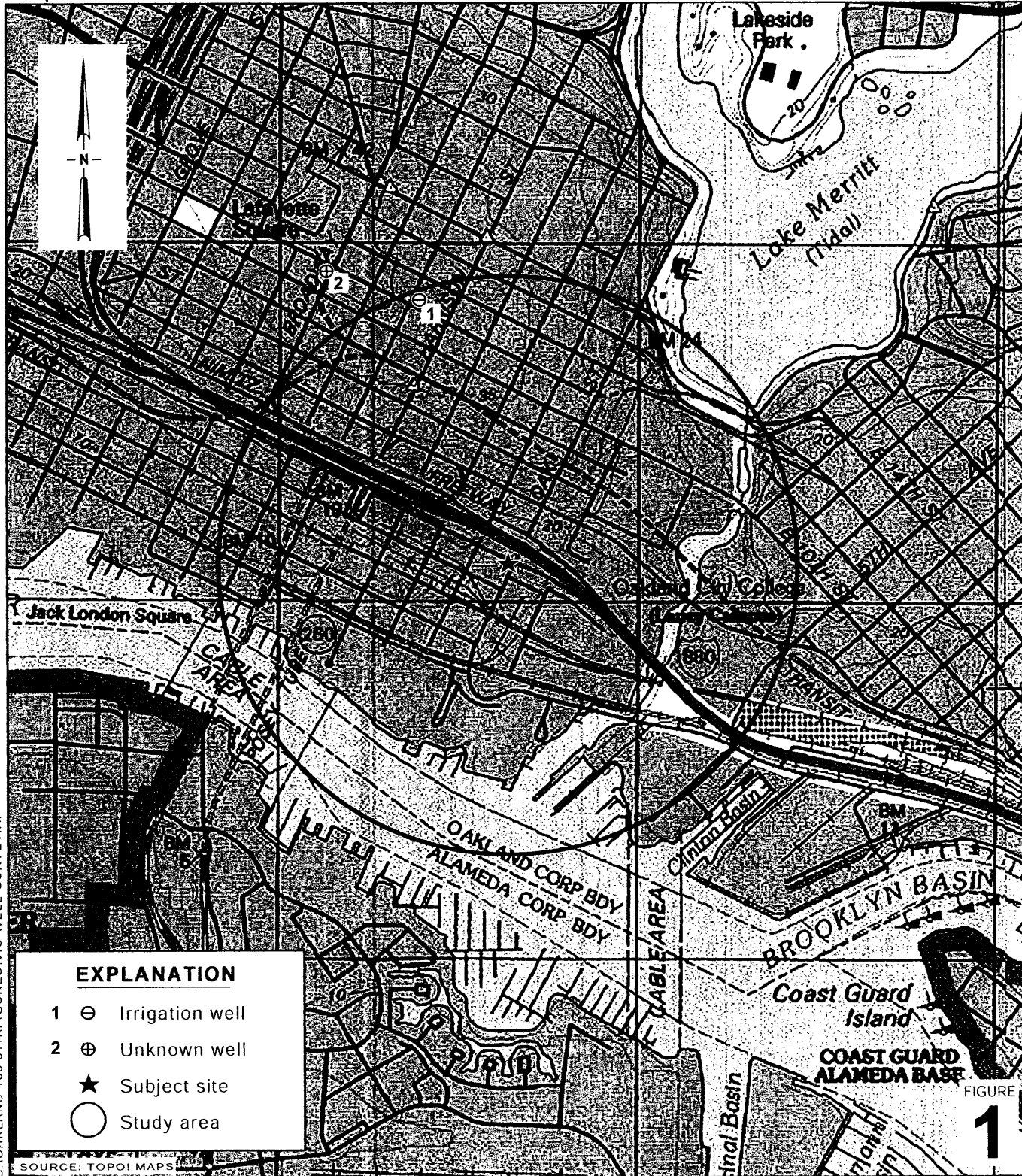


Figures: 1 - Site Vicinity and Well Survey Map
2 - Groundwater Elevation Contour Map

Table: 1 - Groundwater Extraction – Mass Removal Data

Attachment: A - Blaine Groundwater Monitoring Report and Field Notes

cc: Denis Brown, Shell Oil Products US, 20945 S. Wilmington Ave., Carson, CA 90810
Arthur R. and Mary A. Hansen, Trs., et al, 820 Loyola Drive, Los Altos, CA 94024



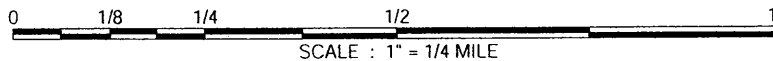
EXPLANATION

- 1 ⊖ Irrigation well
- 2 ⊕ Unknown well
- ★ Subject site
- Study area

SOURCE: TOPOI MAPS

FIGURE

1



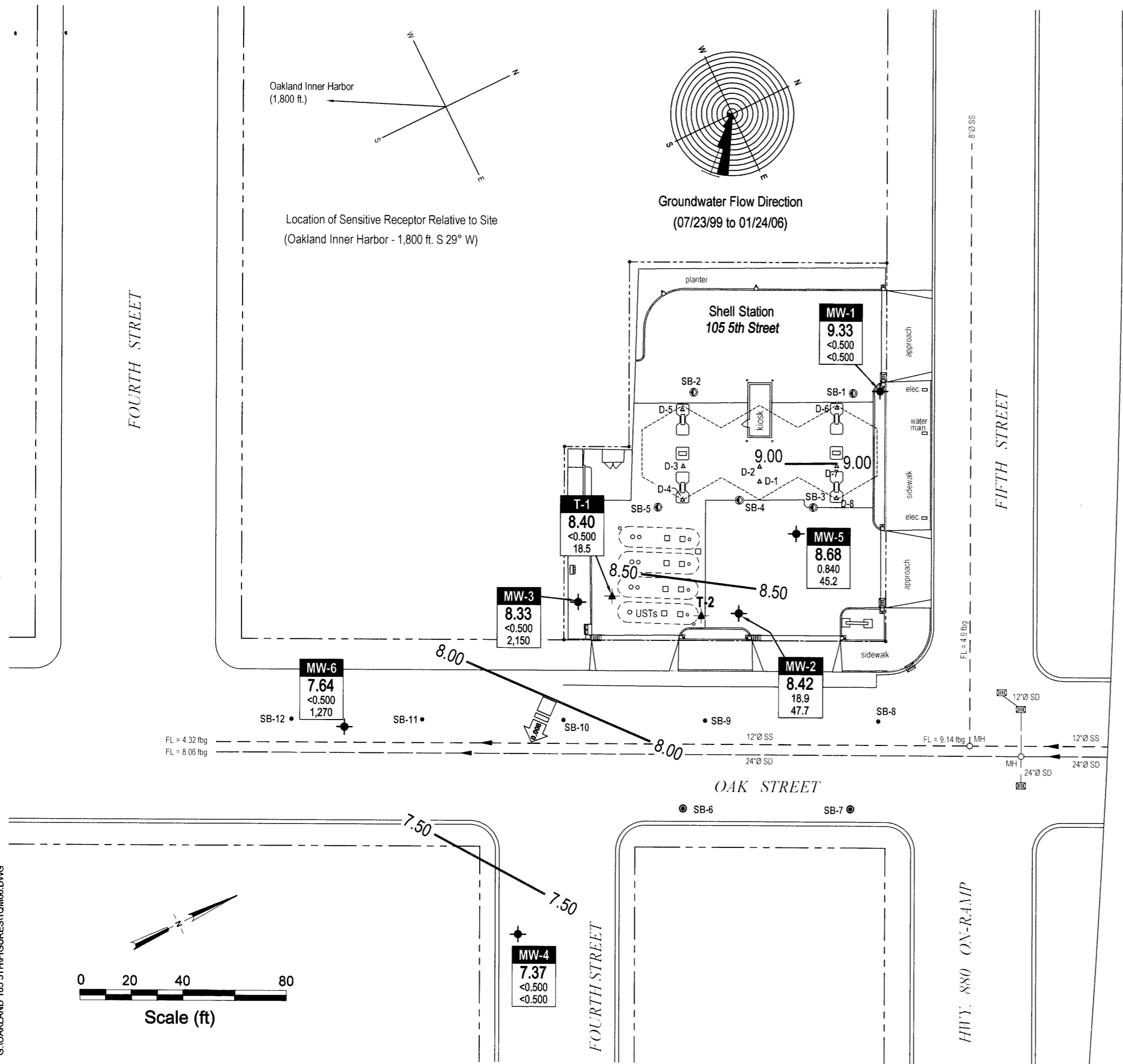
Shell-branded Service Station
 105 Fifth Street
 Oakland, California
 Incident No.98995757



C A M B R I A

Site Vicinity and Well Survey Map
 (1/2 Mile Radius)

G:\OAKLAND 105 5TH\FIGURES\VIC-WELL-SURVEY.A1



EXPLANATION

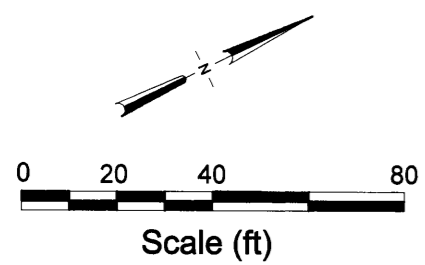
- MW-1 ● Monitoring well location
- T-1 ▲ Tank backfill well location
- SB-1 ● Soil boring location (7/98)
- SB-6 ● Soil boring location (2/01)
- SB-8 ● Soil boring location (3/02)
- D-1 ▲ Soil sample location
- Groundwater flow direction and gradient
- XX.XX Groundwater elevation contour, in feet above mean sea level (msl), approximately located, dashed where inferred

Well

ELEV	Groundwater elevation, in feet above msl
Benzene	Benzene and MTBE concentrations are in parts per billion and are analyzed by EPA Method 8260.
MTBE	

- Storm drain line (SD)
- - - Sanitary sewer line (SS)
- ▲ Flow direction
- MH ○ Manhole
- ▣ Storm drain inlet
- fbg Feet below grade

Note: All utility locations are approximate.



Groundwater Elevation Contour Map

January 24, 2006



C A M B R I A

FIGURE **2**

Shell-branded Service Station

105 Fifth Street
Oakland, California
Incident No. 98995757

Table 1: Periodic Groundwater Extraction - Mass Removal Data - Shell-branded Service Station, Incident #98995757, 105 Fifth Street, Oakland, California

Date Purged	Well ID	Volume Pumped (gal)	Cumulative Volume Pumped (gal)	Date Sampled	TPHg			Benzene			MTBE		
					TPHg Concentration (ppb)	TPHg Removed (pounds)	TPHg To Date (pounds)	Benzene Concentration (ppb)	Benzene Removed (pounds)	Benzene To Date (pounds)	MTBE Concentration (ppb)	MTBE Removed (pounds)	MTBE To Date (pounds)
07/29/03	MW-2	500	500	07/22/03	2,300	0.00960	0.00960	76	0.00032	0.00032	3,700	0.01544	0.01544
08/09/03	MW-2	250	750	07/22/03	2,300	0.00480	0.01439	76	0.00016	0.00048	3,700	0.00772	0.02316
08/21/03	MW-2	150	900	07/22/03	2,300	0.00288	0.01727	76	0.00010	0.00057	3,700	0.00463	0.02779
09/04/03	MW-2	687	1,587	07/22/03	2,300	0.01318	0.03046	76	0.00044	0.00101	3,700	0.02121	0.04900
09/18/03	MW-2	200	1,787	07/22/03	2,300	0.00384	0.03430	76	0.00013	0.00113	3,700	0.00617	0.05517
10/02/03	MW-2	234	2,021	07/22/03	2,300	0.00449	0.03879	76	0.00015	0.00128	3,700	0.00722	0.06240
10/16/03	MW-2	250	2,271	10/09/03	150	0.00031	0.03910	3.9	0.00001	0.00129	210	0.00044	0.06283
11/06/03	MW-2	250	2,521	10/09/03	150	0.00031	0.03941	3.9	0.00001	0.00130	210	0.00044	0.06327
11/20/03	MW-2	275	2,796	10/09/03	150	0.00034	0.03976	3.9	0.00001	0.00131	210	0.00048	0.06375
05/27/03	MW-3	0	0	04/30/03	<25,000	0.00000	0.00000	<250	0.00000	0.00000	14,000	0.00000	0.00000
06/10/03	MW-3	200	200	04/30/03	<25,000	0.02086	0.02086	<250	0.00021	0.00021	14,000	0.02336	0.02336
06/24/03	MW-3	800	1,000	04/30/03	<25,000	0.08344	0.10430	<250	0.00083	0.00104	14,000	0.09346	0.11682
07/09/03	MW-3	990	1,990	04/30/03	<25,000	0.10326	0.20757	<250	0.00103	0.00208	14,000	0.11565	0.23247
07/29/03	MW-3	600	2,590	07/22/03	<5,000	0.01252	0.22008	<50	0.00013	0.00220	17,000	0.08511	0.31759
08/09/03	MW-3	500	3,090	07/22/03	<5,000	0.01043	0.23051	<50	0.00010	0.00231	17,000	0.07093	0.38851
08/21/03	MW-3	250	3,340	07/22/03	<5,000	0.00522	0.23573	<50	0.00005	0.00236	17,000	0.03546	0.42398
09/04/03	MW-3	687	4,027	07/22/03	<5,000	0.01433	0.25006	<50	0.00014	0.00250	17,000	0.09745	0.52143
09/18/03	MW-3	600	4,627	07/22/03	<5,000	0.01252	0.26258	<50	0.00013	0.00263	17,000	0.08511	0.60654
10/02/03	MW-3	233	4,860	07/22/03	<5,000	0.00486	0.26744	<50	0.00005	0.00267	17,000	0.03305	0.63959
10/16/03	MW-3	604	5,464	10/09/03	<5,000	0.01260	0.28004	<50	0.00013	0.00280	14,000	0.07056	0.71015
11/06/03	MW-3	459	5,923	10/09/03	<5,000	0.00958	0.28961	<50	0.00010	0.00290	14,000	0.05362	0.76378
11/20/03	MW-3	322	6,245	10/09/03	<5,000	0.00672	0.29633	<50	0.00007	0.00296	14,000	0.03762	0.80139
12/04/03	MW-3	590	6,835	10/09/03	<5,000	0.01231	0.30864	<50	0.00012	0.00309	14,000	0.06892	0.87032
12/18/03	MW-3	561	7,396	10/09/03	<5,000	0.01170	0.32034	<50	0.00012	0.00320	14,000	0.06554	0.93585
01/02/04	MW-3	496	7,892	10/09/03	<5,000	0.01035	0.33069	<50	0.00010	0.00331	14,000	0.05794	0.99380
01/15/04	MW-3	578	8,470	01/05/04	<5,000	0.01206	0.34274	<50	0.00012	0.00343	4,700	0.02267	1.01646
02/05/04	MW-3	475	8,945	01/05/04	<5,000	0.00991	0.35265	<50	0.00010	0.00353	4,700	0.01863	1.03509
02/19/04	MW-3	650	9,595	01/05/04	<5,000	0.01356	0.36621	<50	0.00014	0.00366	4,700	0.02549	1.06059

Table 1: Periodic Groundwater Extraction - Mass Removal Data - Shell-branded Service Station, Incident #98995757, 105 Fifth Street, Oakland, California

Date Purged	Well ID	Volume Pumped (gal)	Cumulative Volume Pumped (gal)	Date Sampled	<u>TPHg</u>			<u>Benzene</u>			<u>MTBE</u>		
					TPHg Concentration (ppb)	TPHg Removed (pounds)	TPHg To Date (pounds)	Benzene Concentration (ppb)	Benzene Removed (pounds)	Benzene To Date (pounds)	MTBE Concentration (ppb)	MTBE Removed (pounds)	MTBE To Date (pounds)
03/04/04	MW-3	592	10,187	01/05/04	<5,000	0.01235	0.37856	<50	0.00012	0.00379	4,700	0.02322	1.08380
03/18/04	MW-3	631	10,818	01/05/04	<5,000	0.01316	0.39173	<50	0.00013	0.00392	4,700	0.02475	1.10855
04/01/04	MW-3	532	11,350	01/05/04	<5,000	0.01110	0.40282	<50	0.00011	0.00403	4,700	0.02086	1.12941
04/15/04	MW-3	592	11,942	04/12/04	<25,000	0.06175	0.46457	<250	0.00062	0.00465	23,000	0.11362	1.24303
05/06/04	MW-3	552	12,494	04/12/04	<25,000	0.05758	0.52215	<250	0.00058	0.00522	23,000	0.10594	1.34897
05/20/04	MW-3	432	12,926	04/12/04	<25,000	0.04506	0.56721	<250	0.00045	0.00567	23,000	0.08291	1.43188
06/04/04	MW-3	614	13,540	04/12/04	<25,000	0.06404	0.63125	<250	0.00064	0.00631	23,000	0.11784	1.54972
06/17/04	MW-3	447	13,987	04/12/04	<25,000	0.04662	0.67787	<250	0.00047	0.00678	23,000	0.08579	1.63551
07/01/04	MW-3	569	14,556	04/12/04	<25,000	0.05935	0.73722	<250	0.00059	0.00737	23,000	0.10920	1.74471
07/15/04	MW-3	664	15,220	07/02/04	<10,000	0.02770	0.76493	<100	0.00028	0.00765	18,000	0.09973	1.84444
08/05/04	MW-3	625	15,845	07/02/04	<10,000	0.02608	0.79100	<100	0.00026	0.00791	18,000	0.09387	1.93832
08/20/04	MW-3	676	16,521	07/02/04	<10,000	0.02820	0.81921	<100	0.00028	0.00819	18,000	0.10153	2.03985
09/02/04	MW-3	780	17,301	07/02/04	<10,000	0.03254	0.85175	<100	0.00033	0.00852	18,000	0.11715	2.15700
09/16/04	MW-3	635	17,936	07/02/04	<10,000	0.02649	0.87824	<100	0.00026	0.00878	18,000	0.09538	2.25238
10/07/04	MW-3	519	18,455	07/02/04	<10,000	0.02165	0.89990	<100	0.00022	0.00900	18,000	0.07795	2.33033
10/21/04	MW-3	622	19,077	10/08/04	<10,000	0.02595	0.92585	<100	0.00026	0.00926	29,000	0.15052	2.48085
11/04/04	MW-3	681	19,758	10/08/04	<10,000	0.02841	0.95426	<100	0.00028	0.00954	29,000	0.16479	2.64564
11/18/04	MW-3	1,500	21,258	10/08/04	<10,000	0.06258	1.01684	<100	0.00063	0.01017	29,000	0.36298	3.00862
12/02/04	MW-3	718	21,976	10/08/04	<10,000	0.02996	1.04680	<100	0.00030	0.01047	29,000	0.17375	3.18237
12/16/04	MW-3	876	22,852	10/08/04	<10,000	0.03655	1.08335	<100	0.00037	0.01083	29,000	0.21198	3.39435
01/06/05	MW-3	696	23,548	10/08/04	<10,000	0.02904	1.11239	<100	0.00029	0.01112	29,000	0.16842	3.56277
01/20/05	MW-3	663	24,211	01/10/05	<10,000	0.02766	1.14005	<100	0.00028	0.01140	13,000	0.07192	3.63469
02/03/05	MW-3	288	24,499	01/10/05	<10,000	0.01202	1.15206	<100	0.00012	0.01152	13,000	0.03124	3.66593
02/20/05	MW-3	266	24,765	01/10/05	<10,000	0.01110	1.16316	<100	0.00011	0.01163	13,000	0.02885	3.69479
03/03/05	MW-3	614	25,379	01/10/05	<10,000	0.02562	1.18878	<100	0.00026	0.01189	13,000	0.06660	3.76139
03/17/05	MW-3	528	25,907	01/10/05	<10,000	0.02203	1.21081	<100	0.00022	0.01211	13,000	0.05728	3.81867
04/06/05	MW-3	651	26,558	01/10/05	<10,000	0.02716	1.23797	<100	0.00027	0.01238	13,000	0.07062	3.88928
04/21/05	MW-3	698	27,256	04/15/05	510	0.00297	1.24094	140	0.00082	0.01320	180	0.00105	3.89033
05/05/05	MW-3	435	27,691	04/15/05	510	0.00185	1.24279	140	0.00051	0.01370	180	0.00065	3.89099

Table 1: Periodic Groundwater Extraction - Mass Removal Data - Shell-branded Service Station, Incident #98995757, 105 Fifth Street, Oakland, California

Date Purged	Well ID	Volume Pumped (gal)	Cumulative Volume Pumped (gal)	Date Sampled	<u>TPHg</u>			<u>Benzene</u>			<u>MTBE</u>		
					TPHg Concentration (ppb)	TPHg Removed (pounds)	TPHg Removed To Date (pounds)	Benzene Concentration (ppb)	Benzene Removed (pounds)	Benzene Removed To Date (pounds)	MTBE Concentration (ppb)	MTBE Removed (pounds)	MTBE Removed To Date (pounds)
05/19/05	MW-3	641	28,332	04/15/05	510	0.00273	1.24552	140	0.00075	0.01445	180	0.00096	3.89195
06/02/05	MW-3	687	29,019	04/15/05	510	0.00292	1.24844	140	0.00080	0.01525	180	0.00103	3.89298
06/16/05	MW-3	658	29,677	04/15/05	510	0.00280	1.25124	140	0.00077	0.01602	180	0.00099	3.89397
07/07/05	MW-3	600	30,277	04/15/05	510	0.00255	1.25380	140	0.00070	0.01672	180	0.00090	3.89487
08/12/05	MW-3	607	30,884	07/15/05	<2,500	0.00317	1.25696	<25	0.00003	0.01676	3,700	0.01874	3.91361
09/19/05	MW-3	408	31,292	07/15/05	<2,500	0.00213	1.25909	<25	0.00002	0.01678	3,700	0.01260	3.92621
10/17/05	MW-3	1,361	32,653	10/20/05	<2,500	0.00710	1.26619	<25	0.00007	0.01685	2,600	0.02953	3.95573
11/14/05	MW-3	961	33,614	10/20/05	<2,500	0.00501	1.27120	<25	0.00005	0.01690	2,600	0.02085	3.97658
12/19/05	MW-3	1,347	34,961	10/20/05	<2,500	0.00702	1.27822	<25	0.00007	0.01697	2,600	0.02922	4.00581
01/19/06	MW-3	534	35,495	01/24/06	3,050	0.00680	1.28502	<0.50	0.00000	0.01697	2,150	0.00958	4.01539
08/21/03	MW-6	50	50	07/22/03	<500	0.00010	0.00010	<5.0	0.00000	0.00000	1,300	0.00054	0.00054
09/04/03	MW-6	683	733	07/22/03	<500	0.00142	0.00153	<5.0	0.00001	0.00002	1,300	0.00741	0.00795
10/02/03	MW-6	234	967	07/22/03	<500	0.00049	0.00202	<5.0	0.00000	0.00002	1,300	0.00254	0.01049
10/16/03	MW-6	0	967	10/09/03	<1,000	0.00000	0.00202	<10	0.00000	0.00002	3,000	0.00000	0.01049
11/26/01	T-1 ^a	2,700	2,700	10/23/01	<50,000	0.56324	0.56324	<250	0.00282	0.00282	180,000	4.05536	4.05536
12/10/01	T-1 ^a	2,750	5,450	10/23/01	<50,000	0.57367	1.13692	<250	0.00287	0.00568	180,000	4.13046	8.18581
12/26/01	T-1 ^a	2,800	8,250	10/23/01	<50,000	0.58410	1.72102	<250	0.00292	0.00861	180,000	4.20556	12.39137
01/09/02	T-1	5,184	13,434	01/07/02	<20,000	0.43257	2.15359	310	0.01341	0.02201	92,000	3.97966	16.37103
01/23/02	T-1	4,250	17,684	01/07/02	<20,000	0.35464	2.50823	310	0.01099	0.03301	92,000	3.26264	19.63367
02/06/02	T-1	4,000	21,684	01/07/02	<20,000	0.33377	2.84200	310	0.01035	0.04336	92,000	3.07072	22.70439
02/20/02	T-1	3,000	24,684	01/07/02	<20,000	0.25033	3.09233	310	0.00776	0.05112	92,000	2.30304	25.00743
03/06/02	T-1	4,500	29,184	01/07/02	<20,000	0.37550	3.46783	310	0.01164	0.06276	92,000	3.45456	28.46200
03/20/02	T-1	5,000	34,184	01/07/02	<20,000	0.41722	3.88505	310	0.01293	0.07569	92,000	3.83840	32.30040
04/03/02	T-1	5,200	39,384	01/07/02	<20,000	0.43391	4.31896	310	0.01345	0.08914	92,000	3.99194	36.29234
04/17/02	T-1	4,800	44,184	04/12/02	<5,000	0.10013	4.41909	230	0.00921	0.09835	57,000	2.28302	38.57536
06/03/02	T-1	3,539	47,723	04/12/02	<5,000	0.07383	4.49291	230	0.00679	0.10515	57,000	1.68325	40.25861
06/17/02	T-1	5,000	52,723	04/12/02	<5,000	0.10430	4.59722	230	0.00960	0.11474	57,000	2.37814	42.63675

Table 1: Periodic Groundwater Extraction - Mass Removal Data - Shell-branded Service Station, Incident #98995757, 105 Fifth Street, Oakland, California*

Date Purged	Well ID	Volume Pumped (gal)	Cumulative Volume Pumped (gal)	Date Sampled	<u>TPHg</u>			<u>Benzene</u>			<u>MTBE</u>		
					TPHg Concentration (ppb)	TPHg Removed (pounds)	TPHg To Date (pounds)	Benzene Concentration (ppb)	Benzene Removed (pounds)	Benzene To Date (pounds)	MTBE Concentration (ppb)	MTBE Removed (pounds)	MTBE To Date (pounds)
07/01/02	T-1	2,873	55,596	04/12/02	<5,000	0.05993	4.65715	230	0.00551	0.12026	57,000	1.36648	44.00323
07/15/02	T-1	4,000	59,596	07/10/02	<20,000	0.33377	4.99093	260	0.00868	0.12893	69,000	2.30304	46.30627
08/12/02	T-1	3,900	63,496	07/10/02	<20,000	0.32543	5.31636	260	0.00846	0.13739	69,000	2.24547	48.55174
08/26/02	T-1	2,367	65,863	07/10/02	<20,000	0.19751	5.51387	260	0.00514	0.14253	69,000	1.36283	49.91456
09/09/02	T-1	1,959	67,822	07/10/02	<20,000	0.16347	5.67733	260	0.00425	0.14678	69,000	1.12791	51.04248
09/23/02	T-1	5,000	72,822	07/10/02	<20,000	0.41722	6.09455	260	0.01085	0.15763	69,000	2.87880	53.92128
10/09/02	T-1	4,500	77,322	07/10/02	<20,000	0.37550	6.47005	260	0.00976	0.16739	69,000	2.59092	56.51220
10/22/02	T-1	4,500	81,822	10/15/02	<5,000	0.09387	6.56392	150	0.00563	0.17302	29,000	1.08894	57.60114
11/05/02	T-1	2,384	84,206	10/15/02	<5,000	0.04973	6.61365	150	0.00298	0.17601	29,000	0.57690	58.17804
11/19/02	T-1	4,375	88,581	10/15/02	<5,000	0.09127	6.70492	150	0.00548	0.18148	29,000	1.05869	59.23673
12/09/02	T-1	2,341	90,922	10/15/02	<5,000	0.04884	6.75376	150	0.00293	0.18441	29,000	0.56649	59.80322
12/23/02	T-1	2,341	93,263	10/15/02	<5,000	0.04884	6.80259	150	0.00293	0.18734	29,000	0.56649	60.36971
01/06/03	T-1 ^b	2,341	95,604	10/15/02	<5,000	0.04884	6.85143	1.5	0.00003	0.18737	29,000	0.56649	60.93620
01/28/03	T-1 ^b	4,500	100,104	10/15/02	<5,000	0.09387	6.94530	1.5	0.00006	0.18743	29,000	1.08894	62.02514
02/10/03	T-1	4,500	104,604	01/29/03	1,300	0.04881	6.99411	67	0.00252	0.18994	820	0.03079	62.05593
03/10/03	T-1	3,539	108,143	01/29/03	1,300	0.03839	7.03250	67	0.00198	0.19192	820	0.02422	62.08014
04/08/03	T-1	300	108,443	01/29/03	1,300	0.00325	7.03576	67	0.00017	0.19209	820	0.00205	62.08219
05/05/03	T-1	3,500	111,943	04/30/03	360	0.01051	7.04627	45	0.00131	0.19340	89	0.00260	62.08479
05/27/03	T-1	4,500	116,443	04/30/03	360	0.01352	7.05979	45	0.00169	0.19509	89	0.00334	62.08814
06/10/03	T-1	4,600	121,043	04/30/03	360	0.01382	7.07361	45	0.00173	0.19682	89	0.00342	62.09155
06/24/03	T-1	1,428	122,471	04/30/03	360	0.00429	7.07790	45	0.00054	0.19736	89	0.00106	62.09261
07/09/03	T-1	2,600	125,071	04/30/03	360	0.00781	7.08571	45	0.00098	0.19833	89	0.00193	62.09454
07/29/03	T-1	2,492	127,563	07/22/03	1,200	0.02495	7.11066	170	0.00354	0.20187	150	0.00312	62.09766
08/09/03	T-1	2,082	129,645	07/22/03	1,200	0.02085	7.13151	170	0.00295	0.20482	150	0.00261	62.10027
08/21/03	T-1	2,500	132,145	07/22/03	1,200	0.02503	7.15654	170	0.00355	0.20837	150	0.00313	62.10340
09/04/03	T-1	687	132,832	07/22/03	1,200	0.00688	7.16342	170	0.00097	0.20934	150	0.00086	62.10426
09/18/03	T-1	1,000	133,832	07/22/03	1,200	0.01001	7.17343	170	0.00142	0.21076	150	0.00125	62.10551
10/17/05	T-1	4,000	137,832	10/20/05	300	0.01001	7.18345	<0.50	0.00001	0.21077	11.0	0.00037	62.10588
11/14/05	T-1	3,500	141,332	10/20/05	300	0.00876	7.19221	<0.50	0.00001	0.21078	11.0	0.00032	62.10620

Table 1: Periodic Groundwater Extraction - Mass Removal Data - Shell-branded Service Station, Incident #98995757, 105 Fifth Street, Oakland, California*

Date Purged	Well ID	Volume Pumped (gal)	Cumulative Volume Pumped (gal)	Date Sampled	<u>TPHg</u>			<u>Benzene</u>			<u>MTBE</u>			
					TPHg Concentration (ppb)	TPHg Removed (pounds)	TPHg Removed To Date (pounds)	Benzene Concentration (ppb)	Benzene Removed (pounds)	Benzene Removed To Date (pounds)	MTBE Concentration (ppb)	MTBE Removed (pounds)	MTBE Removed To Date (pounds)	
12/19/05	T-1	3,700	145,032	10/20/05	300	0.00926	7.20147	<0.50	0.00001	0.21079	11.0	0.00034	62.10654	
01/19/06	T-1	3,800	148,832	01/24/06	<50.0	0.00079	7.20226	<0.50	0.00001	0.21079	18.5	0.00059	62.10712	
Total Gallons Extracted:			188,090	Total Pounds Removed:			8.52906	Total Pounds Removed:			0.22909	Total Pounds Removed:		66.19676
				Total Gallons Removed:			1.39821				0.03138			10.67690

Abbreviations & Notes:

TPHg = Total petroleum hydrocarbons as gasoline

MTBE = Methyl tertiary butyl ether

ppb = Parts per billion

gal = Gallon

a = Concentrations for tank backfill well T-1 estimated from nearest monitoring well MW-3.

b = Tank backfill well T-1 sampled for BTEX (including benzene) on 1/2/03.

Mass removed based on the formula: volume extracted (gal) x Concentration (µg/L) x (g/10⁶µg) x (pound/453.6g) x (3.785 L/gal)

Volume removal data based on the formula: density (in gms/cc) x 9.339 (ccxlbs/gmsxgals)

TPHg and benzene analyzed by EPA Method 8015/8020 or equivalent.

MTBE analyzed by EPA Method 8260.

Concentrations based on most recent groundwater monitoring results

Groundwater extraction volumes are estimates based on a total volume extracted at a given event.

Groundwater extracted by vacuum trucks provided by Phillips Services Corporation and/or Onyx Industrial Services. Water disposed of at a Martinez Refinery.

If concentration is less than the laboratory detection limit, one half of the detection limit concentration is used in the mass removal calculation.

ATTACHMENT A
Blaine Groundwater Monitoring Report
and Field Notes

BLAINE
TECH SERVICES INC.

GROUNDWATER SAMPLING SPECIALISTS
SINCE 1985

February 24, 2006

Denis Brown
Shell Oil Products US
20945 South Wilmington Avenue
Carson, CA 90810

First Quarter 2006 Groundwater Monitoring at
Shell-branded Service Station
105 5th Street
Oakland, CA

Monitoring performed on January 24, 2006

Groundwater Monitoring Report **060124-DA-1**

This report covers the routine monitoring of groundwater wells at this Shell-branded facility. In accordance with standard procedures that conform to Regional Water Quality Control Board requirements, routine field data collection includes depth to water, total well depth, thickness of any separate immiscible layer, water column volume, calculated purge volume (if applicable), elapsed evacuation time (if applicable), total volume of water removed (if applicable), and standard water parameter instrument readings. Sample material is collected, contained, stored, and transported to the laboratory in conformance with EPA standards. Purgewater (if applicable) is, likewise, collected and transported to the Martinez Refining Company.

Basic field information is presented alongside analytical values excerpted from the laboratory report in the cumulative table of **WELL CONCENTRATIONS**. The full analytical report for the most recent samples and the field data sheets are attached to this report.

At a minimum, Blaine Tech Services, Inc. field personnel are certified on completion of a forty hour Hazardous Materials and Emergency Response training course per 29 CFR 1910.120. Field personnel are also enrolled in annual eight hour refresher courses.

Blaine Tech Services, Inc. conducts sampling and documentation assignments of this type as an independent third party. Our activities at this site consisted of objective data and sample collection only. No interpretation of analytical results, defining of hydrological conditions or formulation of recommendations was performed.

Please call if you have any questions.

Yours truly,

Mike Ninokata
Project Coordinator

MN/ks

attachments: Cumulative Table of WELL CONCENTRATIONS
Certified Analytical Report
Field Data Sheets

cc: Anni Kreml
Cambria Environmental Technology, Inc.
5900 Hollis Street, Suite A
Emeryville, CA 94608

WELL CONCENTRATIONS
Shell-branded Service Station
105 5th Street
Oakland, CA

Well ID	Date	TPPH (ug/L)	TEPH (ug/L)	B (ug/L)	T (ug/L)	E (ug/L)	X (ug/L)	MTBE 8020 (ug/L)	MTBE 8260 (ug/L)	DIPE (ug/L)	ETBE (ug/L)	TAME (ug/L)	TBA (ug/L)	1,2-DCA (ug/L)	EDB (ug/L)	Ethanol (ug/L)	TOC (MSL)	Depth to Water (ft.)	GW Elevation (MSL)	DO Reading (ppm)
MW-1	07/20/1999	NA	NA	NA	NA	NA	NA	NA	NA	NA	NA	NA	NA	NA	NA	NA	12.22	17.56	-5.34	NA
MW-1	07/23/1999	<50.0	NA	<0.500	<0.500	<0.500	<0.500	<2.50	<2.00	NA	NA	NA	NA	NA	NA	NA	12.22	6.45	5.77	NA
MW-1	11/01/1999	100	NA	15.6	3.12	4.04	12.6	6.69	NA	NA	NA	NA	NA	NA	NA	NA	12.22	6.59	5.63	0.5/0.7
MW-1	01/05/2000	<50.0	<20.0	<0.500	<0.500	<0.500	<0.500	<2.50	NA	NA	NA	NA	NA	NA	NA	NA	12.22	6.38	5.84	1.2/1.4
MW-1	04/07/2000	<50.0	<50.0	<0.500	<0.500	<0.500	<0.500	<2.50	NA	NA	NA	NA	NA	NA	NA	NA	12.22	5.83	6.39	1.6/2.4
MW-1	07/26/2000	<50.0	<50.0	<0.500	<0.500	<0.500	<0.500	<2.50	NA	NA	NA	NA	NA	NA	NA	NA	12.22	6.10	6.12	1.1/1.4
MW-1	10/28/2000	<50.0	<50.0	<0.500	<0.500	<0.500	<0.500	<2.50	NA	NA	NA	NA	NA	NA	NA	NA	12.22	14.08	-1.86	2.2/2.7
MW-1	01/30/2001	<50.0	<50.0	<0.500	<0.500	<0.500	<0.500	<2.50	NA	NA	NA	NA	NA	NA	NA	NA	12.22	10.71	1.51	1.2/1.6
MW-1	04/17/2001	<50.0	<50.0	<0.500	<0.500	<0.500	<0.500	<2.50	NA	NA	NA	NA	NA	NA	NA	NA	12.22	6.61	5.61	2.4/4.4
MW-1	07/09/2001	<50	<50	<0.50	<0.50	<0.50	<0.50	NA	<5.0	NA	NA	NA	NA	NA	NA	NA	12.22	6.31	5.91	1.4/3.4
MW-1	10/23/2001	<50	<50	<0.50	<0.50	<0.50	<0.50	NA	<5.0	NA	NA	NA	NA	NA	NA	NA	12.22	6.24	5.98	2.6/4.1
MW-1	01/07/2002	<50	<50	<0.50	<0.50	<0.50	<0.50	NA	<5.0	NA	NA	NA	NA	NA	NA	NA	12.22	5.25	6.97	NA
MW-1	04/12/2002	<50	<50	<0.50	<0.50	<0.50	<0.50	NA	<5.0	NA	NA	NA	NA	NA	NA	NA	14.92	5.54	9.38	NA
MW-1	07/10/2002	<50	74	<0.50	<0.50	<0.50	<0.50	NA	<5.0	NA	NA	NA	NA	NA	NA	NA	14.92	5.98	8.94	NA
MW-1	10/15/2002	<50	51	<0.50	<0.50	<0.50	<0.50	NA	<5.0	NA	NA	NA	NA	NA	NA	NA	14.92	5.46	9.46	NA
MW-1	01/29/2003	<50	<50	<0.50	<0.50	<0.50	<0.50	NA	<5.0	NA	NA	NA	NA	NA	NA	NA	14.92	5.03	9.89	NA
MW-1	04/30/2003	<50	110	<0.50	<0.50	<0.50	<1.0	NA	<5.0	NA	NA	NA	NA	NA	NA	NA	14.92	4.70	10.22	NA
MW-1	07/22/2003	<50	<50	<0.50	<0.50	<0.50	<1.0	NA	<0.50	NA	NA	NA	NA	NA	NA	NA	14.92	6.05	8.87	NA
MW-1	10/09/2003	<50	<50	<0.50	<0.50	<0.50	<1.0	NA	<0.50	NA	NA	NA	NA	NA	NA	NA	14.92	6.13	8.79	NA
MW-1	01/05/2004	<50	<50	<0.50	<0.50	<0.50	<1.0	NA	<0.50	NA	NA	NA	NA	NA	NA	NA	14.92	5.44	9.48	NA
MW-1	04/12/2004	<50	1,000 c	<0.50	<0.50	<0.50	<1.0	NA	<0.50	NA	NA	NA	NA	NA	NA	NA	14.92	5.75	9.17	NA
MW-1	07/02/2004	<50	<50	<0.50	<0.50	<0.50	<1.0	NA	<0.50	NA	NA	NA	NA	NA	NA	NA	14.92	5.93	8.99	NA
MW-1	10/08/2004	<50	<50	<0.50	<0.50	<0.50	<1.0	NA	<0.50	NA	NA	NA	NA	NA	NA	NA	14.92	5.94	8.98	NA
MW-1	01/10/2005	<50	<50	<0.50	<0.50	<0.50	<1.0	NA	<0.50	NA	NA	NA	NA	NA	NA	NA	14.92	5.17	9.75	NA
MW-1	04/15/2005	<50	<50	<0.50	<0.50	<0.50	<1.0	NA	<0.50	NA	NA	NA	NA	NA	NA	NA	14.92	5.45	9.47	NA
MW-1	07/15/2005	<50	<50	<0.50	<0.50	<0.50	<1.0	NA	<0.50	NA	NA	NA	NA	NA	NA	NA	14.92	5.93	8.99	NA
MW-1	10/20/2005	<50	<50	<0.50	<0.50	<0.50	<1.0	NA	<0.50	NA	NA	NA	NA	NA	NA	NA	14.92	6.21	8.71	NA
MW-1	01/24/2006	<50.0	<105	<0.500	<0.500	<0.500	<0.500	NA	<0.500	NA	NA	NA	NA	NA	NA	NA	14.92	5.59	9.33	NA
MW-2	07/20/1999	NA	NA	NA	NA	NA	NA	NA	NA	NA	NA	NA	NA	NA	NA	NA	10.87	18.24	-7.37	NA
MW-2	07/23/1999	13,800	NA	1,790	<100	<100	682	29,900	29,400	NA	NA	NA	NA	NA	NA	NA	10.87	5.98	4.89	NA
MW-2	11/01/1999	2,420	NA	316	10.8	119	44.2	17,000	NA	NA	NA	NA	NA	NA	NA	NA	10.87	6.03	4.84	0.5/0.3
MW-2	01/05/2000	2,120a	687	301a	<5.00a	116a	84.4a	14,700	NA	NA	NA	NA	NA	NA	NA	NA	10.87	5.90	4.97	2.1/2.6
MW-2	04/07/2000	4,940b	1,300	659b	<25.0b	214b	314b	41,800b	NA	NA	NA	NA	NA	NA	NA	NA	10.87	5.37	5.50	0.4/0.2

WELL CONCENTRATIONS
Shell-branded Service Station
105 5th Street
Oakland, CA

Well ID	Date	TPPH (ug/L)	TEPH (ug/L)	B (ug/L)	T (ug/L)	E (ug/L)	X (ug/L)	MTBE 8020 (ug/L)	MTBE 8260 (ug/L)	DIPE (ug/L)	ETBE (ug/L)	TAME (ug/L)	TBA (ug/L)	1,2-DCA (ug/L)	EDB (ug/L)	Ethanol (ug/L)	TOC (MSL)	Depth to Water (ft.)	GW Elevation (MSL)	DO Reading (ppm)
MW-2	07/26/2000	5,010	1,520	409	<50.0	302	307	54,300	NA	NA	NA	NA	NA	NA	NA	NA	10.87	5.81	5.06	2.1/2.2
MW-2	10/28/2000	1,720	412	82.2	<10.0	46.0	102	9,800	NA	NA	NA	NA	NA	NA	NA	NA	10.87	14.59	-3.72	0.7/0.7
MW-2	01/30/2001	1,640	574	14.7	<5.00	40.1	58.1	3,670	NA	NA	NA	NA	NA	NA	NA	NA	10.87	10.31	0.56	1.8/2.0
MW-2	04/17/2001	598	179	21.8	<2.00	16.9	10.8	5,630	NA	NA	NA	NA	NA	NA	NA	NA	10.87	6.08	4.79	1.5/2.6
MW-2	07/09/2001	<1,000	<500	19	<10	33	15	NA	6,200	NA	NA	NA	NA	NA	NA	NA	10.87	5.70	5.17	1.1/2.0
MW-2	10/23/2001	<5,000	<500	50	<25	92	<25	NA	13,000	<25	<25	<25	820	NA	NA	<500	10.87	5.72	5.15	2.0/3.2
MW-2	01/07/2002	<1,000	<200	<10	<10	<10	<10	NA	4,500	NA	NA	NA	NA	NA	NA	NA	10.87	4.87	6.00	NA
MW-2	04/12/2002	<1,000	<100	14	<10	27	13	NA	6,200	NA	NA	NA	NA	NA	NA	NA	13.57	5.14	8.43	NA
MW-2	07/10/2002	<1,000	290	<10	<10	14	<10	NA	6,100	NA	NA	NA	NA	NA	NA	NA	13.57	5.45	8.19	NA
MW-2	10/15/2002	<100	85	1.2	<1.0	<1.0	<1.0	NA	640	NA	NA	NA	NA	NA	NA	NA	13.57	5.38	8.19	NA
MW-2	01/29/2003	<500	<300	10	<5.0	16	6.3	NA	1,700	NA	NA	NA	NA	NA	NA	NA	13.57	5.14	8.43	NA
MW-2	04/30/2003	<5,000	440	<50	<50	58	<100	NA	5,000	NA	NA	NA	NA	NA	NA	NA	13.57	4.83	8.74	NA
MW-2	07/22/2003	2,300	1,000 c	76	<10	140	<20	NA	3,700	NA	NA	NA	NA	NA	NA	NA	13.57	5.61	7.96	NA
MW-2	10/09/2003	150	120 c	3.9	<1.0	6.4	<2.0	NA	210	NA	NA	NA	NA	NA	NA	NA	13.57	5.59	7.98	NA
MW-2	01/05/2004	1,300	450 c	34	<5.0	53	<10	NA	700	NA	NA	NA	NA	NA	NA	NA	13.57	5.04	8.53	NA
MW-2	04/12/2004	820	320 c	25	<5.0	33	<10	NA	560	NA	NA	NA	NA	NA	NA	NA	13.57	5.26	8.31	NA
MW-2	07/02/2004	2,000	850 c	60	<5.0	110	<10	NA	1,800	<20	<20	<20	6,200	NA	NA	NA	13.57	5.43	8.14	NA
MW-2	10/08/2004	540	210 d	5.2	<5.0	<5.0	<10	NA	90	NA	NA	NA	NA	NA	NA	NA	13.57	5.41	8.16	NA
MW-2	01/10/2005	990	400 d	19	<2.0	27	25	NA	<2.0	NA	NA	NA	NA	NA	NA	NA	13.57	4.74	8.83	NA
MW-2	04/15/2005	1,200	650 c	44	<10	45	<20	NA	760	NA	NA	NA	NA	NA	NA	NA	13.57	5.05	8.52	NA
MW-2	07/15/2005	<200	320 d	14	<2.0	7.3	<4.0	NA	110	<8.0	<8.0	<8.0	1,800	NA	NA	NA	13.57	5.35	8.22	NA
MW-2	10/20/2005	430	350 c	14	<2.0	6.7	<4.0	NA	64	NA	NA	NA	NA	NA	NA	NA	13.57	5.70	7.87	NA
MW-2	01/24/2006	1,570	712 g	18.9	<0.500	20.9	<0.500	NA	47.7	NA	NA	NA	NA	NA	NA	NA	13.57	5.15	8.42	NA

MW-3	07/20/1999	NA	NA	NA	NA	NA	NA	NA	NA	NA	NA	NA	NA	NA	NA	NA	11.27	19.07	-7.80	NA
MW-3	07/23/1999	128	NA	<0.500	<0.500	<0.500	<0.500	404,000	324,000	NA	NA	NA	NA	NA	NA	NA	11.27	6.43	4.84	NA
MW-3	11/01/1999	<1,000	NA	<10.0	<10.0	<10.0	<10.0	169,000	224,000	NA	NA	NA	NA	NA	NA	NA	11.27	6.48	4.79	0.5/0.3
MW-3	01/05/2000	137	322	<1.00	<1.00	<1.00	<1.00	165,000	219,000	NA	NA	NA	NA	NA	NA	NA	11.27	6.35	4.92	2.4/2.2
MW-3	04/07/2000	<1,000	264	853	<10.0	<10.0	<10.0	283,000	196,000a	NA	NA	NA	NA	NA	NA	NA	11.27	5.91	5.36	04/0.2
MW-3	07/26/2000	<20,000	585	<200	<200	<200	<200	437,000	320,000	NA	NA	NA	NA	NA	NA	NA	11.27	5.83	5.44	1.9/1.7
MW-3	10/28/2000	<12,500	441	<125	<125	<125	<125	266,000	308,000	NA	NA	NA	NA	NA	NA	NA	11.27	17.51	-6.24	1.1/1.4
MW-3	01/30/2001	<5,000	555	<50.0	<50.0	<50.0	<50.0	248,000	167,000a	NA	NA	NA	NA	NA	NA	NA	11.27	11.43	-0.16	2.0/2.2
MW-3	04/17/2001	<5,000	347	<50.0	<50.0	<50.0	<50.0	134,000	133,000	NA	NA	NA	NA	NA	NA	NA	11.27	6.57	4.70	1.3/1.2
MW-3	07/09/2001	<20,000	250	<200	<200	<200	<200	NA	170,000	NA	NA	NA	NA	NA	NA	NA	11.27	6.12	5.15	1.2/1.9

WELL CONCENTRATIONS
Shell-branded Service Station
105 5th Street
Oakland, CA

Well ID	Date	TPPH (ug/L)	TEPH (ug/L)	B (ug/L)	T (ug/L)	E (ug/L)	X (ug/L)	MTBE 8020 (ug/L)	MTBE 8260 (ug/L)	DIPE (ug/L)	ETBE (ug/L)	TAME (ug/L)	TBA (ug/L)	1,2-DCA (ug/L)	EDB (ug/L)	Ethanol (ug/L)	TOC (MSL)	Depth to Water (ft.)	GW Elevation (MSL)	DO Reading (ppm)
MW-3	10/23/2001	<50,000	260	<250	<250	<250	<250	NA	180,000	<250	<250	<250	53,000	NA	NA	<5,000	11.27	6.25	5.02	2.2/1.6
MW-3	01/07/2002	<10,000	160	<100	<100	<100	<100	NA	96,000	NA	NA	NA	NA	NA	NA	NA	11.27	5.29	5.98	NA
MW-3	04/12/2002	<10,000	87	<100	<100	<100	<100	NA	78,000	NA	NA	NA	NA	NA	NA	NA	13.96	5.43	8.53	NA
MW-3	07/10/2002	<20,000	150	<200	<200	<200	<200	NA	64,000	NA	NA	NA	NA	NA	NA	NA	13.96	6.33	7.63	NA
MW-3	10/15/2002	<10,000	120	<100	<100	<100	<100	NA	44,000	<100	NA	<100	9,100	<100	<100	NA	13.96	5.96	8.00	NA
MW-3	01/02/2003	NA	NA	<5.0	<5.0	<5.0	<10	NA	NA	NA	NA	NA	NA	NA	NA	NA	13.96	5.40	8.56	NA
MW-3	01/29/2003	<2,500	96	<25	<25	<25	<25	NA	19,000	<25	NA	<25	14,000	<25	<25	NA	13.96	5.68	8.28	NA
MW-3	04/30/2003	<25,000	360	<250	<250	<250	<500	NA	14,000	<1,000	NA	<1,000	24,000	<250	<250	NA	13.96	5.34	8.62	NA
MW-3	07/22/2003	<5,000	230 c	<50	<50	<50	<100	NA	17,000	<200	NA	<200	21,000	<50	<50	NA	13.96	6.15	7.81	NA
MW-3	10/09/2003	<5,000	150 c	<50	<50	<50	<100	NA	14,000	<200	NA	<200	11,000	<50	<50	NA	13.96	5.98	7.98	NA
MW-3	01/05/2004	<5,000	790 c	<50	<50	<50	<100	NA	4,700	<200	NA	<200	11,000	<50	<50	NA	13.96	5.45	8.51	NA
MW-3	04/12/2004	<25,000	270 c	<250	<250	<250	<500	NA	23,000	<1,000	NA	<1,000	12,000	<250	<250	NA	13.96	5.66	8.30	NA
MW-3	07/02/2004	<10,000	280 c	<100	<100	<100	<200	NA	18,000	<400	NA	<400	4,500	120	<100	NA	13.96	5.85	8.11	NA
MW-3	10/08/2004	<10,000	250 c	<100	<100	<100	<200	NA	29,000	<400	NA	<400	14,000	<100	<100	NA	13.96	5.88	8.08	NA
MW-3	01/10/2005	<10,000	220 c	<100	<100	<100	<200	NA	13,000	<400	NA	<400	17,000	<100	<100	NA	13.96	5.20	8.76	NA
MW-3	04/15/2005	510	530 c	140	<5.0	<5.0	<10	NA	180	<20	NA	<20	1,600	<5.0	<5.0	NA	13.96	5.51	8.45	NA
MW-3	07/15/2005	<2,500	100 c	<25	42	<25	62	NA	3,700	<100	<100	<100	5,300	<25	<25	NA	13.96	5.75	8.21	NA
MW-3	10/20/2005	<2,500	250 c	<25	<25	<25	<50	NA	2,600	NA	NA	NA	6,300	NA	NA	NA	13.96	6.22	7.74	NA
MW-3	01/24/2006	3,050	414 f	<0.500	<0.500	<0.500	<0.500	NA	2,150	NA	NA	NA	5,510	NA	NA	NA	13.96	5.63	8.33	NA
MW-4	03/23/2001	NA	NA	NA	NA	NA	NA	NA	NA	NA	NA	NA	NA	NA	NA	NA	9.50	8.21	1.29	NA
MW-4	04/17/2001	<50.0	<50.0	<0.500	<0.500	<0.500	<0.500	<2.50	NA	NA	NA	NA	NA	NA	NA	NA	9.50	5.08	4.42	2.4/2.6
MW-4	07/09/2001	<50	<50	<0.50	<0.50	<0.50	<0.50	NA	<5.0	NA	NA	NA	NA	NA	NA	NA	9.50	4.64	4.86	2.0/1.5
MW-4	10/23/2001	<50	<50	<0.50	<0.50	<0.50	<0.50	NA	<5.0	NA	NA	NA	NA	NA	NA	NA	9.50	7.90	1.60	2.8/1.8
MW-4	01/07/2002	<50	64	<0.50	<0.50	<0.50	<0.50	NA	<5.0	NA	NA	NA	NA	NA	NA	NA	9.50	5.00	4.50	NA
MW-4	04/12/2002	<50	<50	<0.50	<0.50	<0.50	<0.50	NA	<5.0	NA	NA	NA	NA	NA	NA	NA	12.17	7.49	4.68	NA
MW-4	07/10/2002	<50	67	<0.50	<0.50	<0.50	<0.50	NA	<5.0	NA	NA	NA	NA	NA	NA	NA	12.17	4.75	7.42	NA
MW-4	10/15/2002	<50	<50	<0.50	<0.50	<0.50	<0.50	NA	<5.0	NA	NA	NA	NA	NA	NA	NA	12.17	4.56	7.61	NA
MW-4	01/29/2003	<50	73	<0.50	<0.50	<0.50	<0.50	NA	<5.0	NA	NA	NA	NA	NA	NA	NA	12.17	4.34	7.83	NA
MW-4	04/30/2003	<50	140	<0.50	<0.50	<0.50	<1.0	NA	<5.0	NA	NA	NA	NA	NA	NA	NA	12.17	5.45	6.72	NA
MW-4	07/22/2003	<50	63 c	<0.50	<0.50	<0.50	<1.0	NA	3.1	NA	NA	NA	NA	NA	NA	NA	12.17	6.46	5.71	NA
MW-4	10/09/2003	<50	<50	<0.50	<0.50	<0.50	<1.0	NA	<0.50	NA	NA	NA	NA	NA	NA	NA	12.17	7.11	5.06	NA
MW-4	01/05/2004	<50	66 c	<0.50	<0.50	<0.50	<1.0	NA	<0.50	NA	NA	NA	NA	NA	NA	NA	12.17	7.72	4.45	NA
MW-4	04/12/2004	<50	110 c	<0.50	<0.50	<0.50	<1.0	NA	<0.50	NA	NA	NA	NA	NA	NA	NA	12.17	5.80	6.37	NA

WELL CONCENTRATIONS
Shell-branded Service Station
105 5th Street
Oakland, CA

Well ID	Date	TPPH (ug/L)	TEPH (ug/L)	B (ug/L)	T (ug/L)	E (ug/L)	X (ug/L)	MTBE 8020 (ug/L)	MTBE 8260 (ug/L)	DIPE (ug/L)	ETBE (ug/L)	TAME (ug/L)	TBA (ug/L)	1,2-DCA (ug/L)	EDB (ug/L)	Ethanol (ug/L)	TOC (MSL)	Depth to Water (ft.)	GW Elevation (MSL)	DO Reading (ppm)
MW-4	07/02/2004	<50	<50	<0.50	<0.50	<0.50	<1.0	NA	<0.50	<2.0	<2.0	<2.0	<5.0	NA	NA	NA	12.17	6.24	5.93	NA
MW-4	10/08/2004	<50	<50	<0.50	<0.50	<0.50	<1.0	NA	<0.50	NA	NA	NA	NA	NA	NA	NA	12.17	7.17	5.00	NA
MW-4	01/10/2005	<50	55 c	<0.50	<0.50	<0.50	<1.0	NA	<0.50	NA	NA	NA	NA	NA	NA	NA	12.17	5.55	6.62	NA
MW-4	04/15/2005	<50	<50	<0.50	<0.50	<0.50	<1.0	NA	<0.50	NA	NA	NA	NA	NA	NA	NA	12.17	5.89	6.28	NA
MW-4	07/15/2005	<50	<50	<0.50	<0.50	<0.50	<1.0	NA	<0.50	<2.0	<2.0	<2.0	<5.0	NA	NA	NA	12.17	7.27	4.90	NA
MW-4	10/20/2005	<50	<50	<0.50	<0.50	<0.50	<1.0	NA	<0.50	NA	NA	NA	NA	NA	NA	NA	12.17	7.15	5.02	NA
MW-4	01/24/2006	<50.0	<108	<0.500	<0.500	<0.500	<0.500	NA	<0.500	NA	NA	NA	NA	NA	NA	NA	12.17	4.80	7.37	NA
MW-5	03/29/2002	NA	NA	NA	NA	NA	NA	NA	NA	NA	NA	NA	NA	NA	NA	NA	14.78	5.86	8.92	NA
MW-5	04/12/2002	1,600	<50	25	3.5	44	110	NA	570	NA	NA	NA	NA	NA	NA	NA	14.78	5.96	8.82	NA
MW-5	07/10/2002	930	<400	36	<2.0	93	8.8	NA	630	NA	NA	NA	NA	NA	NA	NA	14.78	6.57	8.21	NA
MW-5	10/15/2002	200	90	9.9	<0.50	19	5.5	NA	180	NA	NA	NA	NA	NA	NA	NA	14.78	6.17	8.61	NA
MW-5	01/29/2003	120	85	6.0	<0.50	2.9	2.6	NA	220	NA	NA	NA	NA	NA	NA	NA	14.78	5.85	8.93	NA
MW-5	04/30/2003	<250	160	5.5	<2.5	7.2	7.7	NA	250	NA	NA	NA	NA	NA	NA	NA	14.78	5.53	9.25	NA
MW-5	07/22/2003	520	190 c	63	<5.0	41	14	NA	810	NA	NA	NA	NA	NA	NA	NA	14.78	6.45	8.33	NA
MW-5	10/09/2003	160	86 c	3.2	<1.0	7.0	3.9	NA	250	NA	NA	NA	NA	NA	NA	NA	14.78	6.54	8.24	NA
MW-5	01/05/2004	290	95 c	11	<2.5	8.5	<5.0	NA	380	NA	NA	NA	NA	NA	NA	NA	14.78	5.90	8.88	NA
MW-5	04/12/2004	280	54 c	9.0	<2.5	12	<5.0	NA	400	NA	NA	NA	NA	NA	NA	NA	14.78	6.19	8.59	NA
MW-5	07/02/2004	660	280 c	34	3.6	42	17	NA	550	<10	<10	<10	400	NA	NA	NA	14.78	6.33	8.45	NA
MW-5	10/08/2004	<250	61 d	<2.5	<2.5	2.6	<5.0	NA	260	NA	NA	NA	NA	NA	NA	NA	14.78	6.32	8.46	NA
MW-5	01/10/2005	<100	110 d	2.7	<1.0	6.0	<2.0	NA	240	NA	NA	NA	NA	NA	NA	NA	14.78	5.65	9.13	NA
MW-5	04/15/2005	160	110 d	7.8	<0.50	15	2.5	NA	160	NA	NA	NA	NA	NA	NA	NA	14.78	5.95	8.83	NA
MW-5	07/15/2005	<50	63 d	3.6	<0.50	3.4	<1.0	NA	99	<2.0	<2.0	<2.0	120	NA	NA	NA	14.78	6.31	8.47	NA
MW-5	10/20/2005	160	120 c	5.1	<0.50	17	1.4	NA	79	NA	NA	NA	NA	NA	NA	NA	14.78	6.66	8.12	NA
MW-5	01/24/2006	<50.0	<105	0.840	<0.500	3.53	<0.500	NA	45.2	NA	NA	NA	NA	NA	NA	NA	14.78	6.10	8.68	NA
MW-6	09/25/2002	NA	NA	NA	NA	NA	NA	NA	NA	NA	NA	NA	NA	NA	NA	NA	12.91	5.50	7.41	NA
MW-6	10/15/2002	<500	72	<5.0	<5.0	<5.0	<5.0	NA	2,600	NA	NA	NA	NA	NA	NA	NA	12.91	5.45	7.46	NA
MW-6	01/29/2003	<250	350	<2.5	<2.5	<2.5	<2.5	NA	1,600	NA	NA	NA	NA	NA	NA	NA	12.91	5.20	7.71	NA
MW-6	04/30/2003	<2,500	220	<25	<25	<25	<50	NA	5,900	NA	NA	NA	NA	NA	NA	NA	12.91	5.11	7.80	NA
MW-6	07/22/2003	<500	<50	<5.0	<5.0	<5.0	<10	NA	1,300	NA	NA	NA	NA	NA	NA	NA	12.91	5.46	7.45	NA
MW-6	10/09/2003	<1,000	<50	<10	<10	<10	<20	NA	3,000	NA	NA	NA	NA	NA	NA	NA	12.91	5.51	7.40	NA
MW-6	01/05/2004	<2,500	78 c	<25	<25	<25	<50	NA	3,600	NA	NA	NA	NA	NA	NA	NA	12.91	5.11	7.80	NA
MW-6	04/12/2004	<2,500	<50	<25	<25	<25	<50	NA	4,300	NA	NA	NA	NA	NA	NA	NA	12.91	5.30	7.61	NA

WELL CONCENTRATIONS
Shell-branded Service Station
105 5th Street
Oakland, CA

Well ID	Date	TPPH (ug/L)	TEPH (ug/L)	B (ug/L)	T (ug/L)	E (ug/L)	X (ug/L)	MTBE 8020 (ug/L)	MTBE 8260 (ug/L)	DIPE (ug/L)	ETBE (ug/L)	TAME (ug/L)	TBA (ug/L)	1,2-DCA (ug/L)	EDB (ug/L)	Ethanol (ug/L)	TOC (MSL)	Depth to Water (ft.)	GW Elevation (MSL)	DO Reading (ppm)
MW-6	07/02/2004	<2,500	<50	<25	<25	<25	<50	NA	2,900	<100	<100	<100	<250	NA	NA	NA	12.91	5.36	7.55	NA
MW-6	10/08/2004	<2,500	<50	<25	<25	<25	<50	NA	3,100	NA	NA	NA	NA	NA	NA	NA	12.91	5.43	7.48	NA
MW-6	01/10/2005	<1,000	<50	<10	<10	<10	<20	NA	2,600	NA	NA	NA	NA	NA	NA	NA	12.91	5.00	7.91	NA
MW-6	04/15/2005	210	100 d	11	<0.50	19	3.4	NA	180	NA	NA	NA	NA	NA	NA	NA	12.91	5.29	7.62	NA
MW-6	07/15/2005	<1,000	<50	<10	<10	<10	<20	NA	1,200	<20	<40	<40	<100	NA	NA	NA	12.91	5.47	7.44	NA
MW-6	10/20/2005	<1,000	<50	<10	<10	<10	<20	NA	1,800	NA	NA	NA	NA	NA	NA	NA	12.91	5.65	7.26	NA
MW-6	01/24/2006	1,690	<111	<0.500	<0.500	<0.500	<0.500	NA	1,270	NA	NA	NA	NA	NA	NA	NA	12.91	5.27	7.64	NA
T-1	01/07/2002	<20,000	2,600	310	<200	<200	<200	NA	92,000	NA	NA	NA	NA	NA	NA	NA	NA	4.86	NA	NA
T-1	04/12/2002	<5,000	1,000	230	<50	<50	<50	NA	57,000	NA	NA	NA	NA	NA	NA	NA	NA	5.05	NA	NA
T-1	07/10/2002	<20,000	3,700	260	<200	<200	<200	NA	69,000	NA	NA	NA	NA	NA	NA	NA	NA	5.84	NA	NA
T-1	10/15/2002	<5,000	2,100	150	62	<50	75	NA	29,000	NA	NA	NA	NA	NA	NA	NA	NA	5.77	NA	NA
T-1	01/02/2003	NA	NA	1.5	<0.50	<0.50	<1.0	NA	NA	NA	NA	NA	NA	NA	NA	NA	NA	5.10	NA	NA
T-1	01/29/2003	1,300	1,200	67	6.5	<2.0	5.2	NA	820	NA	NA	NA	NA	NA	NA	NA	NA	5.49	NA	NA
T-1	04/30/2003	360	1,000	45	0.60	<0.50	2.3	NA	89	NA	NA	NA	NA	NA	NA	NA	NA	4.91	NA	NA
T-1	07/22/2003	1,200	940 c	170	4.8	<2.5	18	NA	150	NA	NA	NA	NA	NA	NA	NA	NA	5.70	NA	NA
T-1	10/09/2003	700	880 c	32	2.0	<1.0	9.8	NA	140	NA	NA	NA	NA	NA	NA	NA	NA	5.79	NA	NA
T-1	01/05/2004	450	790 c	24	2.1	<1.0	3.2	NA	29	NA	NA	NA	NA	NA	NA	NA	NA	5.16	NA	NA
T-1	04/12/2004	210	530 c	6.4	<1.0	<1.0	<2.0	NA	9.0	NA	NA	NA	NA	NA	NA	NA	NA	5.40	NA	NA
T-1	07/02/2004	1,400	2,800 c	160	300	6.7	180	NA	28	NA	NA	NA	NA	NA	NA	NA	NA	5.62	NA	NA
T-1	10/08/2004	1,800	1,100 e	390	68	5.6	330	NA	59	NA	NA	NA	NA	NA	NA	NA	NA	5.67	NA	NA
T-1	01/10/2005	3,000	1,300 c	480	150	30	270	NA	52	NA	NA	NA	NA	NA	NA	NA	NA	4.92	NA	NA
T-1	04/15/2005	1,100	1,100 c	93	2.9	3.3	8.3	NA	26	NA	NA	NA	NA	NA	NA	NA	NA	5.22	NA	NA
T-1	07/15/2005	490	430 c	1.7	1.3	<0.50	2.4	NA	9.7	NA	NA	NA	NA	NA	NA	NA	NA	5.55	NA	NA
T-1	10/20/2005	300 e	770 c	<0.50	<0.50	<0.50	1.3	NA	11	NA	NA	NA	NA	NA	NA	NA	13.85	6.16	7.69	NA
T-1	01/24/2006	<50.0	2,610 f	<0.500	<0.500	<0.500	<0.500	NA	18.5	NA	NA	NA	NA	NA	NA	NA	13.85	5.45	8.40	NA

WELL CONCENTRATIONS
Shell-branded Service Station
105 5th Street
Oakland, CA

Well ID	Date	TPPH (ug/L)	TEPH (ug/L)	B (ug/L)	T (ug/L)	E (ug/L)	X (ug/L)	MTBE 8020 (ug/L)	MTBE 8260 (ug/L)	DIPE (ug/L)	ETBE (ug/L)	TAME (ug/L)	TBA (ug/L)	1,2-DCA (ug/L)	EDB (ug/L)	Ethanol (ug/L)	TOC (MSL)	Depth to Water (ft.)	GW Elevation (MSL)	DO Reading (ppm)
---------	------	----------------	----------------	-------------	-------------	-------------	-------------	------------------------	------------------------	----------------	----------------	----------------	---------------	-------------------	---------------	-------------------	--------------	----------------------------	--------------------------	------------------------

Abbreviations:

TPPH = Total petroleum hydrocarbons as gasoline by EPA Method 8260B; prior to July 9, 2001, analyzed by EPA Method 8015.

TEPH = Total petroleum hydrocarbons as diesel by modified EPA Method 8015.

BTEX = Benzene, toluene, ethylbenzene, xylenes by EPA Method 8260B; prior to July 9, 2001, analyzed by EPA Method 8020.

MTBE = Methyl tertiary butyl ether

DIPE = Di-isopropyl ether, analyzed by EPA Method 8260B

ETBE = Ethyl tertiary butyl ether, analyzed by EPA Method 8260B

TAME = Tertiary amyl methyl ether, analyzed by EPA Method 8260B

TBA = Tertiary butyl alcohol, analyzed by EPA Method 8260B

1,2-DCA = 1,2-dichloroethane, analyzed by EPA Method 8260B

EDB = 1,2-dibromomethane or ethylene dibromide, analyzed by EPA Method 8260B

TOC = Top of Casing Elevation

GW = Groundwater

DO = Dissolved Oxygen

ug/L = Parts per billion

ppm = Parts per million

MSL = Mean sea level

ft. = Feet

<n = Below detection limit

NA = Not applicable

n/n = Pre-purge/Post-purge

WELL CONCENTRATIONS
Shell-branded Service Station
105 5th Street
Oakland, CA

Well ID	Date	TPPH (ug/L)	TEPH (ug/L)	B (ug/L)	T (ug/L)	E (ug/L)	X (ug/L)	MTBE 8020 (ug/L)	MTBE 8260 (ug/L)	DIPE (ug/L)	ETBE (ug/L)	TAME (ug/L)	TBA (ug/L)	1,2-DCA (ug/L)	EDB (ug/L)	Ethanol (ug/L)	TOC (MSL)	Depth to Water (ft.)	GW Elevation (MSL)	DO Reading (ppm)
---------	------	----------------	----------------	-------------	-------------	-------------	-------------	------------------------	------------------------	----------------	----------------	----------------	---------------	-------------------	---------------	-------------------	--------------	----------------------------	--------------------------	------------------------

Notes:

- a = Sample was analyzed outside of the EPA recommended holding time.
 - b = Result was generated out of hold time.
 - c = Hydrocarbon does not match pattern of laboratory's standard.
 - d = Hydrocarbon reported is in the early Diesel range and does not match the laboratory's Diesel standard.
 - e = Quantity of unknown hydrocarbon(s) in sample based on gasoline.
 - f = TPH pattern is characteristic of diesel fuel.
 - g = TPH pattern is characteristic of gasoline.
- Ethanol analyzed by EPA Method 8260B.
- Top of casing for well MW-4 provided by Cambria Environmental Technology, Inc.
- Wells MW-1 through MW-5 surveyed April 12, 2002 by Virgil Chavez Land Surveying of Vallejo, CA.
- Site surveyed September 26, 2002 by Virgil Chavez Land Surveying of Vallejo, CA.
- Well T-1 surveyed on September 27, 2005. Survey data provided by Cambria Environmental.

March 14, 2006

Client: Cambria Env. Tech. (Emeryville) / SHELL (13675)
5900 Hollis Street, Suite A
Emeryville, CA 94608
Attn: Anni Kreml

Work Order: NPA2716
Project Name: 105 Fifth Street, Oakland, CA
Project Nbr: SAP 135700
P/O Nbr: 98995757
Date Received: 01/26/06

SAMPLE IDENTIFICATION	LAB NUMBER	COLLECTION DATE AND TIME
MW-1	NPA2716-01	01/24/06 10:10
MW-2	NPA2716-02	01/24/06 11:50
MW-3	NPA2716-03	01/24/06 11:01
MW-4	NPA2716-04	01/24/06 09:25
MW-5	NPA2716-05	01/24/06 10:35
MW-6	NPA2716-06	01/24/06 09:45
T-1	NPA2716-07	01/24/06 11:25

An executed copy of the chain of custody, the project quality control data, and the sample receipt form are also included as an addendum to this report. If you have any questions relating to this analytical report, please contact your Laboratory Project Manager at 1-800-765-0980. Any opinions, if expressed, are outside the scope of the Laboratory's accreditation.

This material is intended only for the use of the individual(s) or entity to whom it is addressed, and may contain information that is privileged and confidential. If you are not the intended recipient, or the employee or agent responsible for delivering this material to the intended recipient, you are hereby notified that any dissemination, distribution, or copying of this material is strictly prohibited. If you have received this material in error, please notify us immediately at 615-726-0177.


Additional Laboratory Comments:

REVISED REPORT - 3/14/06 - MDH: A comment was added to the positive DRO detections above the reporting limits as to the chemical nature of the range detected.
California Certification Number: 01168CA

The Chain(s) of Custody, 2 pages, are included and are an integral part of this report.

These results relate only to the items tested. This report shall not be reproduced except in full and with permission of the laboratory.

Report Approved By:



Mark Hollingsworth
Director of Project Management

Client Cambria Env. Tech. (Emeryville) / SHELL (13675)
 5900 Hollis Street, Suite A
 Emeryville, CA 94608
 Attn Anni Kreml

Work Order: NPA2716
 Project Name: 105 Fifth Street, Oakland, CA
 Project Number: SAP 135700
 Received: 01/26/06 07:45

ANALYTICAL REPORT

Analyte	Result	Flag	Units	MRL	Dilution Factor	Analysis Date/Time	Method	Batch
Sample ID: NPA2716-01 (MW-1 - Water) Sampled: 01/24/06 10:10								
Selected Volatile Organic Compounds by EPA Method 8260B								
Benzene	ND		ug/L	0.500	1	02/02/06 21:14	SW846 8260B	6015009
Ethylbenzene	ND		ug/L	0.500	1	02/02/06 21:14	SW846 8260B	6015009
Methyl tert-Butyl Ether	ND		ug/L	0.500	1	02/04/06 03:14	SW846 8260B	6020779
Toluene	ND		ug/L	0.500	1	02/02/06 21:14	SW846 8260B	6015009
Xylenes, total	ND		ug/L	0.500	1	02/02/06 21:14	SW846 8260B	6015009
<i>Surr: 1,2-Dichloroethane-d4 (70-130%)</i>	<i>121 %</i>					<i>02/02/06 21:14</i>	<i>SW846 8260B</i>	<i>6015009</i>
<i>Surr: 1,2-Dichloroethane-d4 (70-130%)</i>	<i>119 %</i>					<i>02/04/06 03:14</i>	<i>SW846 8260B</i>	<i>6020779</i>
<i>Surr: Dibromofluoromethane (79-122%)</i>	<i>108 %</i>					<i>02/02/06 21:14</i>	<i>SW846 8260B</i>	<i>6015009</i>
<i>Surr: Dibromofluoromethane (79-122%)</i>	<i>110 %</i>					<i>02/04/06 03:14</i>	<i>SW846 8260B</i>	<i>6020779</i>
<i>Surr: Toluene-d8 (78-121%)</i>	<i>110 %</i>					<i>02/02/06 21:14</i>	<i>SW846 8260B</i>	<i>6015009</i>
<i>Surr: Toluene-d8 (78-121%)</i>	<i>107 %</i>					<i>02/04/06 03:14</i>	<i>SW846 8260B</i>	<i>6020779</i>
<i>Surr: 4-Bromofluorobenzene (78-126%)</i>	<i>119 %</i>					<i>02/02/06 21:14</i>	<i>SW846 8260B</i>	<i>6015009</i>
<i>Surr: 4-Bromofluorobenzene (78-126%)</i>	<i>115 %</i>					<i>02/04/06 03:14</i>	<i>SW846 8260B</i>	<i>6020779</i>
Extractable Petroleum Hydrocarbons								
Diesel	ND		ug/L	105	1	01/28/06 21:09	SW846 8015B	6014481
<i>Surr: o-Terphenyl (55-150%)</i>	<i>80 %</i>					<i>01/28/06 21:09</i>	<i>SW846 8015B</i>	<i>6014481</i>
Purgeable Petroleum Hydrocarbons								
Gasoline Range Organics	ND		ug/L	50.0	1	02/02/06 21:14	SW846 8260B	6015009
<i>Surr: 1,2-Dichloroethane-d4 (0-200%)</i>	<i>121 %</i>					<i>02/02/06 21:14</i>	<i>SW846 8260B</i>	<i>6015009</i>
<i>Surr: Dibromofluoromethane (0-200%)</i>	<i>108 %</i>					<i>02/02/06 21:14</i>	<i>SW846 8260B</i>	<i>6015009</i>
<i>Surr: Toluene-d8 (0-200%)</i>	<i>110 %</i>					<i>02/02/06 21:14</i>	<i>SW846 8260B</i>	<i>6015009</i>
<i>Surr: 4-Bromofluorobenzene (0-200%)</i>	<i>119 %</i>					<i>02/02/06 21:14</i>	<i>SW846 8260B</i>	<i>6015009</i>
Sample ID: NPA2716-02 (MW-2 - Water) Sampled: 01/24/06 11:50								
Selected Volatile Organic Compounds by EPA Method 8260B								
Benzene	18.9		ug/L	0.500	1	02/02/06 21:36	SW846 8260B	6015009
Ethylbenzene	20.9		ug/L	0.500	1	02/02/06 21:36	SW846 8260B	6015009
Methyl tert-Butyl Ether	47.7		ug/L	0.500	1	02/02/06 21:36	SW846 8260B	6015009
Toluene	ND		ug/L	0.500	1	02/02/06 21:36	SW846 8260B	6015009
Xylenes, total	ND		ug/L	0.500	1	02/02/06 21:36	SW846 8260B	6015009
<i>Surr: 1,2-Dichloroethane-d4 (70-130%)</i>	<i>121 %</i>					<i>02/02/06 21:36</i>	<i>SW846 8260B</i>	<i>6015009</i>
<i>Surr: Dibromofluoromethane (79-122%)</i>	<i>110 %</i>					<i>02/02/06 21:36</i>	<i>SW846 8260B</i>	<i>6015009</i>
<i>Surr: Toluene-d8 (78-121%)</i>	<i>109 %</i>					<i>02/02/06 21:36</i>	<i>SW846 8260B</i>	<i>6015009</i>
<i>Surr: 4-Bromofluorobenzene (78-126%)</i>	<i>116 %</i>					<i>02/02/06 21:36</i>	<i>SW846 8260B</i>	<i>6015009</i>
Extractable Petroleum Hydrocarbons								
Diesel	712	A-01a	ug/L	105	1	01/28/06 21:26	SW846 8015B	6014481
<i>Surr: o-Terphenyl (55-150%)</i>	<i>89 %</i>					<i>01/28/06 21:26</i>	<i>SW846 8015B</i>	<i>6014481</i>
Purgeable Petroleum Hydrocarbons								
Gasoline Range Organics	1570		ug/L	50.0	1	02/02/06 21:36	SW846 8260B	6015009
<i>Surr: 1,2-Dichloroethane-d4 (0-200%)</i>	<i>121 %</i>					<i>02/02/06 21:36</i>	<i>SW846 8260B</i>	<i>6015009</i>
<i>Surr: Dibromofluoromethane (0-200%)</i>	<i>110 %</i>					<i>02/02/06 21:36</i>	<i>SW846 8260B</i>	<i>6015009</i>
<i>Surr: Toluene-d8 (0-200%)</i>	<i>109 %</i>					<i>02/02/06 21:36</i>	<i>SW846 8260B</i>	<i>6015009</i>
<i>Surr: 4-Bromofluorobenzene (0-200%)</i>	<i>116 %</i>					<i>02/02/06 21:36</i>	<i>SW846 8260B</i>	<i>6015009</i>

Client Cambria Env. Tech. (Emeryville) / SHELL (13675)
 5900 Hollis Street, Suite A
 Emeryville, CA 94608
 Attn Anni Krem!

Work Order: NPA2716
 Project Name: 105 Fifth Street, Oakland, CA
 Project Number: SAP 135700
 Received: 01/26/06 07:45

ANALYTICAL REPORT

Analyte	Result	Flag	Units	MRL	Dilution Factor	Analysis Date/Time	Method	Batch
Sample ID: NPA2716-03 (MW-3 - Water) Sampled: 01/24/06 11:01								
Volatile Organic Compounds by EPA Method 8260B								
Benzene	ND		ug/L	0.500	1	02/02/06 21:58	SW846 8260B	6015009
Ethylbenzene	ND		ug/L	0.500	1	02/02/06 21:58	SW846 8260B	6015009
Methyl tert-Butyl Ether	2150		ug/L	12.5	25	02/04/06 06:34	SW846 8260B	6020779
Toluene	ND		ug/L	0.500	1	02/02/06 21:58	SW846 8260B	6015009
Tertiary Butyl Alcohol	5510		ug/L	250	25	02/04/06 06:34	SW846 8260B	6020779
Xylenes, total	ND		ug/L	0.500	1	02/02/06 21:58	SW846 8260B	6015009
Surr: 1,2-Dichloroethane-d4 (70-130%)	123 %					02/02/06 21:58	SW846 8260B	6015009
Surr: 1,2-Dichloroethane-d4 (70-130%)	115 %					02/04/06 06:34	SW846 8260B	6020779
Surr: Dibromofluoromethane (79-122%)	113 %					02/02/06 21:58	SW846 8260B	6015009
Surr: Dibromofluoromethane (79-122%)	111 %					02/04/06 06:34	SW846 8260B	6020779
Surr: Toluene-d8 (78-121%)	110 %					02/02/06 21:58	SW846 8260B	6015009
Surr: Toluene-d8 (78-121%)	106 %					02/04/06 06:34	SW846 8260B	6020779
Surr: 4-Bromofluorobenzene (78-126%)	121 %					02/02/06 21:58	SW846 8260B	6015009
Surr: 4-Bromofluorobenzene (78-126%)	114 %					02/04/06 06:34	SW846 8260B	6020779
Extractable Petroleum Hydrocarbons								
Diescl	414	A-01	ug/L	108	1	01/28/06 21:43	SW846 8015B	6014481
Surr: o-Terphenyl (55-150%)	85 %					01/28/06 21:43	SW846 8015B	6014481
Purgeable Petroleum Hydrocarbons								
Gasoline Range Organics	3050		ug/L	50.0	1	02/02/06 21:58	SW846 8260B	6015009
Surr: 1,2-Dichloroethane-d4 (0-200%)	123 %					02/02/06 21:58	SW846 8260B	6015009
Surr: Dibromofluoromethane (0-200%)	113 %					02/02/06 21:58	SW846 8260B	6015009
Surr: Toluene-d8 (0-200%)	110 %					02/02/06 21:58	SW846 8260B	6015009
Surr: 4-Bromofluorobenzene (0-200%)	121 %					02/02/06 21:58	SW846 8260B	6015009
Sample ID: NPA2716-04 (MW-4 - Water) Sampled: 01/24/06 09:25								
Selected Volatile Organic Compounds by EPA Method 8260B								
Benzene	ND		ug/L	0.500	1	02/02/06 22:21	SW846 8260B	6015009
Ethylbenzene	ND		ug/L	0.500	1	02/02/06 22:21	SW846 8260B	6015009
Methyl tert-Butyl Ether	ND		ug/L	0.500	1	02/04/06 03:37	SW846 8260B	6020779
Toluene	ND		ug/L	0.500	1	02/02/06 22:21	SW846 8260B	6015009
Xylenes, total	ND		ug/L	0.500	1	02/02/06 22:21	SW846 8260B	6015009
Surr: 1,2-Dichloroethane-d4 (70-130%)	125 %					02/02/06 22:21	SW846 8260B	6015009
Surr: 1,2-Dichloroethane-d4 (70-130%)	119 %					02/04/06 03:37	SW846 8260B	6020779
Surr: Dibromofluoromethane (79-122%)	112 %					02/02/06 22:21	SW846 8260B	6015009
Surr: Dibromofluoromethane (79-122%)	107 %					02/04/06 03:37	SW846 8260B	6020779
Surr: Toluene-d8 (78-121%)	109 %					02/02/06 22:21	SW846 8260B	6015009
Surr: Toluene-d8 (78-121%)	110 %					02/04/06 03:37	SW846 8260B	6020779
Surr: 4-Bromofluorobenzene (78-126%)	120 %					02/02/06 22:21	SW846 8260B	6015009
Surr: 4-Bromofluorobenzene (78-126%)	116 %					02/04/06 03:37	SW846 8260B	6020779
Extractable Petroleum Hydrocarbons								
Diescl	ND		ug/L	108	1	01/28/06 22:00	SW846 8015B	6014481
Surr: o-Terphenyl (55-150%)	69 %					01/28/06 22:00	SW846 8015B	6014481
Purgeable Petroleum Hydrocarbons								
Gasoline Range Organics	ND		ug/L	50.0	1	02/02/06 22:21	SW846 8260B	6015009

Client Cambria Env. Tech. (Emeryville) / SHELL (13675)
 5900 Hollis Street, Suite A
 Emeryville, CA 94608
 Attn Anni Kremel

Work Order: NPA2716
 Project Name: 105 Fifth Street, Oakland, CA
 Project Number: SAP 135700
 Received: 01/26/06 07:45

ANALYTICAL REPORT

Analyte	Result	Flag	Units	MRL	Dilution Factor	Analysis Date/Time	Method	Batch
Sample ID: NPA2716-04 (MW-4 - Water) - cont. Sampled: 01/24/06 09:25								
Purgeable Petroleum Hydrocarbons - cont.								
Surr: 1,2-Dichloroethane-d4 (0-200%)	125 %					02/02/06 22:21	SW846 8260B	6015009
Surr: Dibromofluoromethane (0-200%)	112 %					02/02/06 22:21	SW846 8260B	6015009
Surr: Toluene-d8 (0-200%)	109 %					02/02/06 22:21	SW846 8260B	6015009
Surr: 4-Bromofluorobenzene (0-200%)	120 %					02/02/06 22:21	SW846 8260B	6015009
Sample ID: NPA2716-05 (MW-5 - Water) Sampled: 01/24/06 10:35								
Selected Volatile Organic Compounds by EPA Method 8260B								
Benzene	0.840		ug/L	0.500	1	02/03/06 17:14	SW846 8260B	6020770
Ethylbenzene	3.53		ug/L	0.500	1	02/03/06 17:14	SW846 8260B	6020770
Methyl tert-Butyl Ether	45.2		ug/L	0.500	1	02/03/06 17:14	SW846 8260B	6020770
Toluene	ND		ug/L	0.500	1	02/03/06 17:14	SW846 8260B	6020770
Xylenes, total	ND		ug/L	0.500	1	02/03/06 17:14	SW846 8260B	6020770
Surr: 1,2-Dichloroethane-d4 (70-130%)	124 %					02/03/06 17:14	SW846 8260B	6020770
Surr: Dibromofluoromethane (79-122%)	110 %					02/03/06 17:14	SW846 8260B	6020770
Surr: Toluene-d8 (78-121%)	110 %					02/03/06 17:14	SW846 8260B	6020770
Surr: 4-Bromofluorobenzene (78-126%)	119 %					02/03/06 17:14	SW846 8260B	6020770
Extractable Petroleum Hydrocarbons								
Diescl	ND		ug/L	105	1	01/28/06 22:51	SW846 8015B	6014481
Surr: o-Terphenyl (55-150%)	71 %					01/28/06 22:51	SW846 8015B	6014481
Purgeable Petroleum Hydrocarbons								
Gasoline Range Organics	ND		ug/L	50.0	1	02/03/06 17:14	SW846 8260B	6020770
Surr: 1,2-Dichloroethane-d4 (0-200%)	124 %					02/03/06 17:14	SW846 8260B	6020770
Surr: Dibromofluoromethane (0-200%)	110 %					02/03/06 17:14	SW846 8260B	6020770
Surr: Toluene-d8 (0-200%)	110 %					02/03/06 17:14	SW846 8260B	6020770
Surr: 4-Bromofluorobenzene (0-200%)	119 %					02/03/06 17:14	SW846 8260B	6020770
Sample ID: NPA2716-06 (MW-6 - Water) Sampled: 01/24/06 09:45								
Selected Volatile Organic Compounds by EPA Method 8260B								
Benzene	ND		ug/L	0.500	1	02/03/06 17:37	SW846 8260B	6020770
Ethylbenzene	ND		ug/L	0.500	1	02/03/06 17:37	SW846 8260B	6020770
Methyl tert-Butyl Ether	1270		ug/L	10.0	20	02/04/06 15:50	SW846 8260B	6020637
Toluene	ND		ug/L	0.500	1	02/03/06 17:37	SW846 8260B	6020770
Xylenes, total	ND		ug/L	0.500	1	02/03/06 17:37	SW846 8260B	6020770
Surr: 1,2-Dichloroethane-d4 (70-130%)	127 %					02/03/06 17:37	SW846 8260B	6020770
Surr: 1,2-Dichloroethane-d4 (70-130%)	111 %					02/04/06 15:50	SW846 8260B	6020637
Surr: Dibromofluoromethane (79-122%)	111 %					02/03/06 17:37	SW846 8260B	6020770
Surr: Dibromofluoromethane (79-122%)	111 %					02/04/06 15:50	SW846 8260B	6020637
Surr: Toluene-d8 (78-121%)	113 %					02/03/06 17:37	SW846 8260B	6020770
Surr: Toluene-d8 (78-121%)	104 %					02/04/06 15:50	SW846 8260B	6020637
Surr: 4-Bromofluorobenzene (78-126%)	116 %					02/03/06 17:37	SW846 8260B	6020770
Surr: 4-Bromofluorobenzene (78-126%)	115 %					02/04/06 15:50	SW846 8260B	6020637
Extractable Petroleum Hydrocarbons								
Diescl	ND		ug/L	111	1	01/28/06 23:08	SW846 8015B	6014481
Surr: o-Terphenyl (55-150%)	82 %					01/28/06 23:08	SW846 8015B	6014481

Client Cambria Env. Tech. (Emeryville) / SHELL (13675)
 5900 Hollis Street, Suite A
 Emeryville, CA 94608
 Attn Anni Kreml

Work Order: NPA2716
 Project Name: 105 Fifth Street, Oakland, CA
 Project Number: SAP 135700
 Received: 01/26/06 07:45

ANALYTICAL REPORT

Analyte	Result	Flag	Units	MRL	Dilution Factor	Analysis Date/Time	Method	Batch
Sample ID: NPA2716-06 (MW-6 - Water) - cont. Sampled: 01/24/06 09:45								
Purgeable Petroleum Hydrocarbons								
Gasoline Range Organics	1690		ug/L	50.0	1	02/03/06 17:37	SW846 8260B	6020770
Surr: 1,2-Dichloroethane-d4 (0-200%)	127 %					02/03/06 17:37	SW846 8260B	6020770
Surr: Dibromofluoromethane (0-200%)	111 %					02/03/06 17:37	SW846 8260B	6020770
Surr: Toluene-d8 (0-200%)	113 %					02/03/06 17:37	SW846 8260B	6020770
Surr: 4-Bromofluorobenzene (0-200%)	116 %					02/03/06 17:37	SW846 8260B	6020770
Sample ID: NPA2716-07 (T-1 - Water) Sampled: 01/24/06 11:25								
Selected Volatile Organic Compounds by EPA Method 8260B								
Benzene	ND		ug/L	0.500	1	02/03/06 17:59	SW846 8260B	6020770
Ethylbenzene	ND		ug/L	0.500	1	02/03/06 17:59	SW846 8260B	6020770
Methyl tert-Butyl Ether	18.5		ug/L	0.500	1	02/03/06 17:59	SW846 8260B	6020770
Toluene	ND		ug/L	0.500	1	02/03/06 17:59	SW846 8260B	6020770
Xylenes, total	ND		ug/L	0.500	1	02/03/06 17:59	SW846 8260B	6020770
Surr: 1,2-Dichloroethane-d4 (70-130%)	120 %					02/03/06 17:59	SW846 8260B	6020770
Surr: Dibromofluoromethane (79-122%)	110 %					02/03/06 17:59	SW846 8260B	6020770
Surr: Toluene-d8 (78-121%)	112 %					02/03/06 17:59	SW846 8260B	6020770
Surr: 4-Bromofluorobenzene (78-126%)	118 %					02/03/06 17:59	SW846 8260B	6020770
Extractable Petroleum Hydrocarbons								
Diesel	2610	A-01	ug/L	105	1	01/28/06 23:25	SW846 8015B	6014481
Surr: o-Terphenyl (55-150%)	85 %					01/28/06 23:25	SW846 8015B	6014481
Purgeable Petroleum Hydrocarbons								
Gasoline Range Organics	ND		ug/L	50.0	1	02/03/06 17:59	SW846 8260B	6020770
Surr: 1,2-Dichloroethane-d4 (0-200%)	120 %					02/03/06 17:59	SW846 8260B	6020770
Surr: Dibromofluoromethane (0-200%)	110 %					02/03/06 17:59	SW846 8260B	6020770
Surr: Toluene-d8 (0-200%)	112 %					02/03/06 17:59	SW846 8260B	6020770
Surr: 4-Bromofluorobenzene (0-200%)	118 %					02/03/06 17:59	SW846 8260B	6020770

Client Cambria Env. Tech. (Emeryville) / SHELL (13675)
5900 Hollis Street, Suite A
Emeryville, CA 94608
Attn Anni Kreml

Work Order: NPA2716
Project Name: 105 Fifth Street, Oakland, CA
Project Number: SAP 135700
Received: 01/26/06 07:45

SAMPLE EXTRACTION DATA

Parameter	Batch	Lab Number	Wt/Vol Extracted	Extracted Vol	Date	Analyst	Extraction Method
Extractable Petroleum Hydrocarbons							
SW846 8015B	6014481	NPA2716-01	950.00	1.00	01/27/06 16:46	RXT	EPA 3510C
SW846 8015B	6014481	NPA2716-02	950.00	1.00	01/27/06 16:46	RXT	EPA 3510C
SW846 8015B	6014481	NPA2716-03	925.00	1.00	01/27/06 16:46	RXT	EPA 3510C
SW846 8015B	6014481	NPA2716-04	925.00	1.00	01/27/06 16:46	RXT	EPA 3510C
SW846 8015B	6014481	NPA2716-05	950.00	1.00	01/27/06 16:46	RXT	EPA 3510C
SW846 8015B	6014481	NPA2716-06	900.00	1.00	01/27/06 16:46	RXT	EPA 3510C
SW846 8015B	6014481	NPA2716-07	950.00	1.00	01/27/06 16:46	RXT	EPA 3510C

Client Cambria Env. Tech. (Emeryville) / SHELL (13675)
 5900 Hollis Street, Suite A
 Emeryville, CA 94608
 Attn Anni Kreml

Work Order: NPA2716
 Project Name: 105 Fifth Street, Oakland, CA
 Project Number: SAP 135700
 Received: 01/26/06 07:45

PROJECT QUALITY CONTROL DATA

Blank

Analyte	Blank Value	Q	Units	Q.C. Batch	Lab Number	Analyzed Date/Time
---------	-------------	---	-------	------------	------------	--------------------

Volatile Organic Compounds by EPA Method 8260B

6015009-BLK1

Tert-Amyl Methyl Ether	<0.200		ug/L	6015009	6015009-BLK1	02/02/06 13:02
Benzene	<0.200		ug/L	6015009	6015009-BLK1	02/02/06 13:02
Benzene	<0.200		ug/L	6015009	6015009-BLK1	02/02/06 13:02
Ethyl tert-Butyl Ether	<0.200		ug/L	6015009	6015009-BLK1	02/02/06 13:02
Diisopropyl Ether	<0.200		ug/L	6015009	6015009-BLK1	02/02/06 13:02
Ethylbenzene	<0.200		ug/L	6015009	6015009-BLK1	02/02/06 13:02
Ethylbenzene	<0.200		ug/L	6015009	6015009-BLK1	02/02/06 13:02
Methyl tert-Butyl Ether	<0.200		ug/L	6015009	6015009-BLK1	02/02/06 13:02
Methyl tert-Butyl Ether	<0.200		ug/L	6015009	6015009-BLK1	02/02/06 13:02
Toluene	<0.200		ug/L	6015009	6015009-BLK1	02/02/06 13:02
Tertiary Butyl Alcohol	<5.06		ug/L	6015009	6015009-BLK1	02/02/06 13:02
Toluene	<0.200		ug/L	6015009	6015009-BLK1	02/02/06 13:02
Xylenes, total	<0.350		ug/L	6015009	6015009-BLK1	02/02/06 13:02
Xylenes, total	<0.350		ug/L	6015009	6015009-BLK1	02/02/06 13:02
Surrogate: 1,2-Dichloroethane-d4	125%			6015009	6015009-BLK1	02/02/06 13:02
Surrogate: 1,2-Dichloroethane-d4	125%			6015009	6015009-BLK1	02/02/06 13:02
Surrogate: Dibromofluoromethane	107%			6015009	6015009-BLK1	02/02/06 13:02
Surrogate: Dibromofluoromethane	107%			6015009	6015009-BLK1	02/02/06 13:02
Surrogate: Toluene-d8	111%			6015009	6015009-BLK1	02/02/06 13:02
Surrogate: Toluene-d8	111%			6015009	6015009-BLK1	02/02/06 13:02
Surrogate: 4-Bromofluorobenzene	120%			6015009	6015009-BLK1	02/02/06 13:02
Surrogate: 4-Bromofluorobenzene	120%			6015009	6015009-BLK1	02/02/06 13:02

6020637-BLK1

Benzene	<0.200		ug/L	6020637	6020637-BLK1	02/04/06 11:45
Ethylbenzene	<0.200		ug/L	6020637	6020637-BLK1	02/04/06 11:45
Methyl tert-Butyl Ether	<0.200		ug/L	6020637	6020637-BLK1	02/04/06 11:45
Toluene	<0.200		ug/L	6020637	6020637-BLK1	02/04/06 11:45
Xylenes, total	<0.350		ug/L	6020637	6020637-BLK1	02/04/06 11:45
Surrogate: 1,2-Dichloroethane-d4	113%			6020637	6020637-BLK1	02/04/06 11:45
Surrogate: Dibromofluoromethane	108%			6020637	6020637-BLK1	02/04/06 11:45
Surrogate: Toluene-d8	107%			6020637	6020637-BLK1	02/04/06 11:45
Surrogate: 4-Bromofluorobenzene	117%			6020637	6020637-BLK1	02/04/06 11:45

6020770-BLK1

Benzene	<0.200		ug/L	6020770	6020770-BLK1	02/03/06 13:55
Ethylbenzene	<0.200		ug/L	6020770	6020770-BLK1	02/03/06 13:55
Methyl tert-Butyl Ether	<0.200		ug/L	6020770	6020770-BLK1	02/03/06 13:55
Toluene	<0.200		ug/L	6020770	6020770-BLK1	02/03/06 13:55
Xylenes, total	<0.350		ug/L	6020770	6020770-BLK1	02/03/06 13:55
Surrogate: 1,2-Dichloroethane-d4	121%			6020770	6020770-BLK1	02/03/06 13:55
Surrogate: Dibromofluoromethane	109%			6020770	6020770-BLK1	02/03/06 13:55

Client Cambria Env. Tech. (Emeryville) / SHELL (13675)
 5900 Hollis Street, Suite A
 Emeryville, CA 94608
 Attn Anni Kreml

Work Order: NPA2716
 Project Name: 105 Fifth Street, Oakland, CA
 Project Number: SAP 135700
 Received: 01/26/06 07:45

PROJECT QUALITY CONTROL DATA
Blank - Cont.

Analyte	Blank Value	Q	Units	Q.C. Batch	Lab Number	Analyzed Date/Time
Selected Volatile Organic Compounds by EPA Method 8260B						
6020770-BLK1						
Surrogate: Toluene-d8	110%			6020770	6020770-BLK1	02/03/06 13:55
Surrogate: 4-Bromofluorobenzene	124%			6020770	6020770-BLK1	02/03/06 13:55
6020779-BLK1						
Tert-Amyl Methyl Ether	<0.200		ug/L	6020779	6020779-BLK1	02/04/06 01:01
Benzene	<0.200		ug/L	6020779	6020779-BLK1	02/04/06 01:01
Ethyl tert-Butyl Ether	<0.200		ug/L	6020779	6020779-BLK1	02/04/06 01:01
Diisopropyl Ether	<0.200		ug/L	6020779	6020779-BLK1	02/04/06 01:01
Ethylbenzene	<0.200		ug/L	6020779	6020779-BLK1	02/04/06 01:01
Methyl tert-Butyl Ether	<0.200		ug/L	6020779	6020779-BLK1	02/04/06 01:01
Methyl tert-Butyl Ether	<0.200		ug/L	6020779	6020779-BLK1	02/04/06 01:01
Tertiary Butyl Alcohol	<5.06		ug/L	6020779	6020779-BLK1	02/04/06 01:01
Toluene	<0.200		ug/L	6020779	6020779-BLK1	02/04/06 01:01
Xylenes, total	<0.350		ug/L	6020779	6020779-BLK1	02/04/06 01:01
Surrogate: 1,2-Dichloroethane-d4	120%			6020779	6020779-BLK1	02/04/06 01:01
Surrogate: 1,2-Dichloroethane-d4	120%			6020779	6020779-BLK1	02/04/06 01:01
Surrogate: Dibromofluoromethane	108%			6020779	6020779-BLK1	02/04/06 01:01
Surrogate: Dibromofluoromethane	108%			6020779	6020779-BLK1	02/04/06 01:01
Surrogate: Toluene-d8	108%			6020779	6020779-BLK1	02/04/06 01:01
Surrogate: Toluene-d8	108%			6020779	6020779-BLK1	02/04/06 01:01
Surrogate: 4-Bromofluorobenzene	118%			6020779	6020779-BLK1	02/04/06 01:01
Surrogate: 4-Bromofluorobenzene	118%			6020779	6020779-BLK1	02/04/06 01:01
Extractable Petroleum Hydrocarbons						
6014481-BLK1						
Diesel	<79.0		ug/L	6014481	6014481-BLK1	01/28/06 20:34
Surrogate: o-Terphenyl	76%			6014481	6014481-BLK1	01/28/06 20:34
Purgeable Petroleum Hydrocarbons						
6015009-BLK1						
Gasoline Range Organics	<50.0		ug/L	6015009	6015009-BLK1	02/02/06 13:02
Surrogate: 1,2-Dichloroethane-d4	125%			6015009	6015009-BLK1	02/02/06 13:02
Surrogate: Dibromofluoromethane	107%			6015009	6015009-BLK1	02/02/06 13:02
Surrogate: Toluene-d8	111%			6015009	6015009-BLK1	02/02/06 13:02
Surrogate: 4-Bromofluorobenzene	120%			6015009	6015009-BLK1	02/02/06 13:02
6020770-BLK1						
Gasoline Range Organics	<50.0		ug/L	6020770	6020770-BLK1	02/03/06 13:55
Surrogate: 1,2-Dichloroethane-d4	121%			6020770	6020770-BLK1	02/03/06 13:55
Surrogate: Dibromofluoromethane	109%			6020770	6020770-BLK1	02/03/06 13:55
Surrogate: Toluene-d8	110%			6020770	6020770-BLK1	02/03/06 13:55
Surrogate: 4-Bromofluorobenzene	124%			6020770	6020770-BLK1	02/03/06 13:55

Client Cambria Env. Tech. (Emeryville) / SHELL (13675)
5900 Hollis Street, Suite A
Emeryville, CA 94608
Attn Anni Kreml

Work Order: NPA2716
Project Name: 105 Fifth Street, Oakland, CA
Project Number: SAP 135700
Received: 01/26/06 07:45

PROJECT QUALITY CONTROL DATA

Blank - Cont.

Analyte	Blank Value	Q	Units	Q.C. Batch	Lab Number	Analyzed Date/Time
---------	-------------	---	-------	------------	------------	--------------------

Purgeable Petroleum Hydrocarbons

Client Cambria Env. Tech. (Emeryville) / SHELL (13675)
 5900 Hollis Street, Suite A
 Emeryville, CA 94608
 Attn Anni Kreml

Work Order: NPA2716
 Project Name: 105 Fifth Street, Oakland, CA
 Project Number: SAP 135700
 Received: 01/26/06 07:45

PROJECT QUALITY CONTROL DATA
LCS

Analyte	Known Val.	Analyzed Val	Q	Units	% Rec.	Target Range	Batch	Analyzed Date/Time
Volatile Organic Compounds by EPA Method 8260B								
6015009-BS1								
Tert-Amyl Methyl Ether	50.0	53.1		ug/L	106%	56 - 145	6015009	02/03/06 00:12
Benzene	50.0	52.3		ug/L	105%	79 - 123	6015009	02/03/06 00:12
Benzene	50.0	52.3		ug/L	105%	79 - 123	6015009	02/03/06 00:12
Ethyl tert-Butyl Ether	50.0	54.3		ug/L	109%	64 - 141	6015009	02/03/06 00:12
Diisopropyl Ether	50.0	53.1		ug/L	106%	73 - 135	6015009	02/03/06 00:12
Ethylbenzene	50.0	52.2		ug/L	104%	79 - 125	6015009	02/03/06 00:12
Ethylbenzene	50.0	52.2		ug/L	104%	79 - 125	6015009	02/03/06 00:12
Methyl tert-Butyl Ether	50.0	48.3		ug/L	97%	66 - 142	6015009	02/03/06 00:12
Methyl tert-Butyl Ether	50.0	48.3		ug/L	97%	66 - 142	6015009	02/03/06 00:12
Toluene	50.0	52.8		ug/L	106%	78 - 122	6015009	02/03/06 00:12
Tertiary Butyl Alcohol	500	485		ug/L	97%	42 - 154	6015009	02/03/06 00:12
Toluene	50.0	52.8		ug/L	106%	78 - 122	6015009	02/03/06 00:12
Xylenes, total	150	162		ug/L	108%	79 - 130	6015009	02/03/06 00:12
Xylenes, total	150	162		ug/L	108%	79 - 130	6015009	02/03/06 00:12
Surrogate: 1,2-Dichloroethane-d4	50.0	62.0			124%	70 - 130	6015009	02/03/06 00:12
Surrogate: 1,2-Dichloroethane-d4	50.0	62.0			124%	70 - 130	6015009	02/03/06 00:12
Surrogate: 1,2-Dichloroethane-d4	50.0	62.0			124%	70 - 130	6015009	02/03/06 00:12
Surrogate: Dibromofluoromethane	50.0	52.9			106%	79 - 122	6015009	02/03/06 00:12
Surrogate: Dibromofluoromethane	50.0	52.9			106%	79 - 122	6015009	02/03/06 00:12
Surrogate: Dibromofluoromethane	50.0	52.9			106%	79 - 122	6015009	02/03/06 00:12
Surrogate: Toluene-d8	50.0	55.6			111%	78 - 121	6015009	02/03/06 00:12
Surrogate: Toluene-d8	50.0	55.6			111%	78 - 121	6015009	02/03/06 00:12
Surrogate: Toluene-d8	50.0	55.6			111%	78 - 121	6015009	02/03/06 00:12
Surrogate: 4-Bromofluorobenzene	50.0	60.3			121%	78 - 126	6015009	02/03/06 00:12
Surrogate: 4-Bromofluorobenzene	50.0	60.3			121%	78 - 126	6015009	02/03/06 00:12
Surrogate: 4-Bromofluorobenzene	50.0	60.3			121%	78 - 126	6015009	02/03/06 00:12
6020637-BS1								
Benzene	50.0	52.9		ug/L	106%	79 - 123	6020637	02/04/06 10:39
Ethylbenzene	50.0	50.3		ug/L	101%	79 - 125	6020637	02/04/06 10:39
Methyl tert-Butyl Ether	50.0	47.6		ug/L	95%	66 - 142	6020637	02/04/06 10:39
Toluene	50.0	50.3		ug/L	101%	78 - 122	6020637	02/04/06 10:39
Xylenes, total	150	153		ug/L	102%	79 - 130	6020637	02/04/06 10:39
Surrogate: 1,2-Dichloroethane-d4	50.0	58.7			117%	70 - 130	6020637	02/04/06 10:39
Surrogate: Dibromofluoromethane	50.0	52.8			106%	79 - 122	6020637	02/04/06 10:39
Surrogate: Toluene-d8	50.0	53.3			107%	78 - 121	6020637	02/04/06 10:39
Surrogate: 4-Bromofluorobenzene	50.0	55.9			112%	78 - 126	6020637	02/04/06 10:39
6020770-BS1								
Benzene	50.0	54.9		ug/L	110%	79 - 123	6020770	02/03/06 12:48
Ethylbenzene	50.0	54.1		ug/L	108%	79 - 125	6020770	02/03/06 12:48
Methyl tert-Butyl Ether	50.0	48.4		ug/L	97%	66 - 142	6020770	02/03/06 12:48

Client Cambria Env. Tech. (Emeryville) / SHELL (13675)
 5900 Hollis Street, Suite A
 Emeryville, CA 94608
 Attn Anni Kreml

Work Order: NPA2716
 Project Name: 105 Fifth Street, Oakland, CA
 Project Number: SAP 135700
 Received: 01/26/06 07:45

PROJECT QUALITY CONTROL DATA
LCS - Cont.

Analyte	Known Val.	Analyzed Val	Q	Units	% Rec.	Target Range	Batch	Analyzed Date/Time
Selected Volatile Organic Compounds by EPA Method 8260B								
6020770-BS1								
Toluene	50.0	54.6		ug/L	109%	78 - 122	6020770	02/03/06 12:48
Xylenes, total	150	166		ug/L	111%	79 - 130	6020770	02/03/06 12:48
Surrogate: 1,2-Dichloroethane-d4	50.0	61.1			122%	70 - 130	6020770	02/03/06 12:48
Surrogate: Dibromofluoromethane	50.0	53.9			108%	79 - 122	6020770	02/03/06 12:48
Surrogate: Toluene-d8	50.0	55.0			110%	78 - 121	6020770	02/03/06 12:48
Surrogate: 4-Bromofluorobenzene	50.0	59.0			118%	78 - 126	6020770	02/03/06 12:48
6020779-BS1								
Tert-Amyl Methyl Ether	50.0	51.6		ug/L	103%	56 - 145	6020779	02/03/06 23:54
Benzene	50.0	51.6		ug/L	103%	79 - 123	6020779	02/03/06 23:54
Ethyl tert-Butyl Ether	50.0	51.9		ug/L	104%	64 - 141	6020779	02/03/06 23:54
Diisopropyl Ether	50.0	49.5		ug/L	99%	73 - 135	6020779	02/03/06 23:54
Ethylbenzene	50.0	50.9		ug/L	102%	79 - 125	6020779	02/03/06 23:54
Methyl tert-Butyl Ether	50.0	46.8		ug/L	94%	66 - 142	6020779	02/03/06 23:54
Methyl tert-Butyl Ether	50.0	46.8		ug/L	94%	66 - 142	6020779	02/03/06 23:54
Tertiary Butyl Alcohol	500	479		ug/L	96%	42 - 154	6020779	02/03/06 23:54
Toluene	50.0	51.0		ug/L	102%	78 - 122	6020779	02/03/06 23:54
Xylenes, total	150	154		ug/L	103%	79 - 130	6020779	02/03/06 23:54
Surrogate: 1,2-Dichloroethane-d4	50.0	59.9			120%	70 - 130	6020779	02/03/06 23:54
Surrogate: 1,2-Dichloroethane-d4	50.0	59.9			120%	70 - 130	6020779	02/03/06 23:54
Surrogate: Dibromofluoromethane	50.0	52.3			105%	79 - 122	6020779	02/03/06 23:54
Surrogate: Dibromofluoromethane	50.0	52.3			105%	79 - 122	6020779	02/03/06 23:54
Surrogate: Toluene-d8	50.0	54.6			109%	78 - 121	6020779	02/03/06 23:54
Surrogate: Toluene-d8	50.0	54.6			109%	78 - 121	6020779	02/03/06 23:54
Surrogate: 4-Bromofluorobenzene	50.0	56.6			113%	78 - 126	6020779	02/03/06 23:54
Surrogate: 4-Bromofluorobenzene	50.0	56.6			113%	78 - 126	6020779	02/03/06 23:54
Extractable Petroleum Hydrocarbons								
6014481-BS1								
Diesel	1000	907	MNR1	ug/L	91%	49 - 118	6014481	01/28/06 20:52
Surrogate: o-Terphenyl	20.0	17.6	MNR1		88%	55 - 150	6014481	01/28/06 20:52
Purgeable Petroleum Hydrocarbons								
6015009-BS1								
Gasoline Range Organics	3050	3130		ug/L	103%	67 - 130	6015009	02/03/06 00:12
Surrogate: 1,2-Dichloroethane-d4	50.0	62.0			124%	70 - 130	6015009	02/03/06 00:12
Surrogate: Dibromofluoromethane	50.0	52.9			106%	70 - 130	6015009	02/03/06 00:12
Surrogate: Toluene-d8	50.0	55.6			111%	70 - 130	6015009	02/03/06 00:12
Surrogate: 4-Bromofluorobenzene	50.0	60.3			121%	70 - 130	6015009	02/03/06 00:12
6020770-BS1								
Gasoline Range Organics	3050	3160		ug/L	104%	67 - 130	6020770	02/03/06 12:48

Client Cambria Env. Tech. (Emeryville) / SHELL (13675)
5900 Hollis Street, Suite A
Emeryville, CA 94608
Attn Anni Kreml

Work Order: NPA2716
Project Name: 105 Fifth Street, Oakland, CA
Project Number: SAP 135700
Received: 01/26/06 07:45

PROJECT QUALITY CONTROL DATA
LCS - Cont.

Analyte	Known Val.	Analyzed Val	Q	Units	% Rec.	Target Range	Batch	Analyzed Date/Time
Purgeable Petroleum Hydrocarbons								
6020770-BS1								
Surrogate: 1,2-Dichloroethane-d4	50.0	61.1			122%	70 - 130	6020770	02/03/06 12:48
Surrogate: Dibromofluoromethane	50.0	53.9			108%	70 - 130	6020770	02/03/06 12:48
Surrogate: Toluene-d8	50.0	55.0			110%	70 - 130	6020770	02/03/06 12:48
Surrogate: 4-Bromofluorobenzene	50.0	59.0			118%	70 - 130	6020770	02/03/06 12:48

Client Cambria Env. Tech. (Emeryville) / SHELL (13675)
 5900 Hollis Street, Suite A
 Emeryville, CA 94608
 Attn Anni Kreml

Work Order: NPA2716
 Project Name: 105 Fifth Street, Oakland, CA
 Project Number: SAP 135700
 Received: 01/26/06 07:45

PROJECT QUALITY CONTROL DATA

Matrix Spike

Analyte	Orig. Val.	MS Val	Q	Units	Spike Conc	% Rec.	Target Range	Batch	Sample Spiked	Analyzed Date/Time
Volatile Organic Compounds by EPA Method 8260B										
6015009-MS1										
Tert-Amyl Methyl Ether	ND	54.6		ug/L	50.0	109%	45 - 155	6015009	NPA2722-09	02/02/06 22:43
Benzene	0.710	56.8		ug/L	50.0	112%	71 - 137	6015009	NPA2722-09	02/02/06 22:43
Benzene	0.710	56.8		ug/L	50.0	112%	71 - 137	6015009	NPA2722-09	02/02/06 22:43
Ethyl tert-Butyl Ether	ND	54.2		ug/L	50.0	108%	57 - 148	6015009	NPA2722-09	02/02/06 22:43
Diisopropyl Ether	ND	55.1		ug/L	50.0	110%	67 - 143	6015009	NPA2722-09	02/02/06 22:43
Ethylbenzene	2.01	56.5		ug/L	50.0	109%	72 - 139	6015009	NPA2722-09	02/02/06 22:43
Ethylbenzene	2.01	56.5		ug/L	50.0	109%	72 - 139	6015009	NPA2722-09	02/02/06 22:43
Methyl tert-Butyl Ether	20.1	67.0		ug/L	50.0	94%	55 - 152	6015009	NPA2722-09	02/02/06 22:43
Methyl tert-Butyl Ether	20.1	67.0		ug/L	50.0	94%	55 - 152	6015009	NPA2722-09	02/02/06 22:43
Toluene	ND	55.6		ug/L	50.0	111%	73 - 133	6015009	NPA2722-09	02/02/06 22:43
Tertiary Butyl Alcohol	ND	732		ug/L	500	146%	19 - 183	6015009	NPA2722-09	02/02/06 22:43
Toluene	ND	55.6		ug/L	50.0	111%	73 - 133	6015009	NPA2722-09	02/02/06 22:43
Xylenes, total	ND	167		ug/L	150	111%	70 - 143	6015009	NPA2722-09	02/02/06 22:43
Xylenes, total	ND	167		ug/L	150	111%	70 - 143	6015009	NPA2722-09	02/02/06 22:43
Surrogate: 1,2-Dichloroethane-d4		61.6		ug/L	50.0	123%	70 - 130	6015009	NPA2722-09	02/02/06 22:43
Surrogate: 1,2-Dichloroethane-d4		61.6		ug/L	50.0	123%	70 - 130	6015009	NPA2722-09	02/02/06 22:43
Surrogate: 1,2-Dichloroethane-d4		61.6		ug/L	50.0	123%	70 - 130	6015009	NPA2722-09	02/02/06 22:43
Surrogate: Dibromofluoromethane		56.7		ug/L	50.0	113%	79 - 122	6015009	NPA2722-09	02/02/06 22:43
Surrogate: Dibromofluoromethane		56.7		ug/L	50.0	113%	79 - 122	6015009	NPA2722-09	02/02/06 22:43
Surrogate: Dibromofluoromethane		56.7		ug/L	50.0	113%	79 - 122	6015009	NPA2722-09	02/02/06 22:43
Surrogate: Toluene-d8		54.7		ug/L	50.0	109%	78 - 121	6015009	NPA2722-09	02/02/06 22:43
Surrogate: Toluene-d8		54.7		ug/L	50.0	109%	78 - 121	6015009	NPA2722-09	02/02/06 22:43
Surrogate: Toluene-d8		54.7		ug/L	50.0	109%	78 - 121	6015009	NPA2722-09	02/02/06 22:43
Surrogate: 4-Bromofluorobenzene		60.2		ug/L	50.0	120%	78 - 126	6015009	NPA2722-09	02/02/06 22:43
Surrogate: 4-Bromofluorobenzene		60.2		ug/L	50.0	120%	78 - 126	6015009	NPA2722-09	02/02/06 22:43
Surrogate: 4-Bromofluorobenzene		60.2		ug/L	50.0	120%	78 - 126	6015009	NPA2722-09	02/02/06 22:43
Purgeable Petroleum Hydrocarbons										
6015009-MS1										
Gasoline Range Organics	6110	8160		ug/L	3050	67%	60 - 140	6015009	NPA2722-09	02/02/06 22:43
Surrogate: 1,2-Dichloroethane-d4		61.6		ug/L	50.0	123%	0 - 200	6015009	NPA2722-09	02/02/06 22:43
Surrogate: Dibromofluoromethane		56.7		ug/L	50.0	113%	0 - 200	6015009	NPA2722-09	02/02/06 22:43
Surrogate: Toluene-d8		54.7		ug/L	50.0	109%	0 - 200	6015009	NPA2722-09	02/02/06 22:43
Surrogate: 4-Bromofluorobenzene		60.2		ug/L	50.0	120%	0 - 200	6015009	NPA2722-09	02/02/06 22:43

Client Cambria Env. Tech. (Emeryville) / SHELL (13675)
 5900 Hollis Street, Suite A
 Emeryville, CA 94608
 Attn Anni Kreml

Work Order: NPA2716
 Project Name: 105 Fifth Street, Oakland, CA
 Project Number: SAP 135700
 Received: 01/26/06 07:45

PROJECT QUALITY CONTROL DATA
Matrix Spike Dup

Analyte	Orig. Val.	Duplicate	Q	Units	Spike Conc	% Rec.	Target Range	RPD	Limit	Batch	Sample Duplicated	Analyzed Date/Time
Volatile Organic Compounds by EPA Method 8260B												
6015009-MSD1												
Tert-Amyl Methyl Ether	ND	58.0		ug/L	50.0	116%	45 - 155	6	24	6015009	NPA2722-09	02/02/06 23:05
Benzene	0.710	62.0		ug/L	50.0	123%	71 - 137	9	23	6015009	NPA2722-09	02/02/06 23:05
Benzene	0.710	62.0		ug/L	50.0	123%	71 - 137	9	23	6015009	NPA2722-09	02/02/06 23:05
Ethyl tert-Butyl Ether	ND	59.5		ug/L	50.0	119%	57 - 148	9	22	6015009	NPA2722-09	02/02/06 23:05
Diisopropyl Ether	ND	60.2		ug/L	50.0	120%	67 - 143	9	22	6015009	NPA2722-09	02/02/06 23:05
Ethylbenzene	2.01	61.5		ug/L	50.0	119%	72 - 139	8	23	6015009	NPA2722-09	02/02/06 23:05
Ethylbenzene	2.01	61.5		ug/L	50.0	119%	72 - 139	8	23	6015009	NPA2722-09	02/02/06 23:05
Methyl tert-Butyl Ether	20.1	72.2		ug/L	50.0	104%	55 - 152	7	27	6015009	NPA2722-09	02/02/06 23:05
Methyl tert-Butyl Ether	20.1	72.2		ug/L	50.0	104%	55 - 152	7	27	6015009	NPA2722-09	02/02/06 23:05
Toluene	ND	59.1		ug/L	50.0	118%	73 - 133	6	25	6015009	NPA2722-09	02/02/06 23:05
Tertiary Butyl Alcohol	ND	816		ug/L	500	163%	19 - 183	11	39	6015009	NPA2722-09	02/02/06 23:05
Toluene	ND	59.1		ug/L	50.0	118%	73 - 133	6	25	6015009	NPA2722-09	02/02/06 23:05
Xylenes, total	ND	181		ug/L	150	121%	70 - 143	8	27	6015009	NPA2722-09	02/02/06 23:05
Xylenes, total	ND	181		ug/L	150	121%	70 - 143	8	27	6015009	NPA2722-09	02/02/06 23:05
Surrogate: 1,2-Dichloroethane-d4		62.1		ug/L	50.0	124%	70 - 130			6015009	NPA2722-09	02/02/06 23:05
Surrogate: 1,2-Dichloroethane-d4		62.1		ug/L	50.0	124%	70 - 130			6015009	NPA2722-09	02/02/06 23:05
Surrogate: 1,2-Dichloroethane-d4		62.1		ug/L	50.0	124%	70 - 130			6015009	NPA2722-09	02/02/06 23:05
Surrogate: Dibromofluoromethane		56.4		ug/L	50.0	113%	79 - 122			6015009	NPA2722-09	02/02/06 23:05
Surrogate: Dibromofluoromethane		56.4		ug/L	50.0	113%	79 - 122			6015009	NPA2722-09	02/02/06 23:05
Surrogate: Dibromofluoromethane		56.4		ug/L	50.0	113%	79 - 122			6015009	NPA2722-09	02/02/06 23:05
Surrogate: Toluene-d8		53.8		ug/L	50.0	108%	78 - 121			6015009	NPA2722-09	02/02/06 23:05
Surrogate: Toluene-d8		53.8		ug/L	50.0	108%	78 - 121			6015009	NPA2722-09	02/02/06 23:05
Surrogate: Toluene-d8		53.8		ug/L	50.0	108%	78 - 121			6015009	NPA2722-09	02/02/06 23:05
Surrogate: 4-Bromofluorobenzene		60.5		ug/L	50.0	121%	78 - 126			6015009	NPA2722-09	02/02/06 23:05
Surrogate: 4-Bromofluorobenzene		60.5		ug/L	50.0	121%	78 - 126			6015009	NPA2722-09	02/02/06 23:05
Surrogate: 4-Bromofluorobenzene		60.5		ug/L	50.0	121%	78 - 126			6015009	NPA2722-09	02/02/06 23:05
Purgeable Petroleum Hydrocarbons												
6015009-MSD1												
Gasoline Range Organics	6110	10800	M7	ug/L	3050	154%	60 - 140	28	40	6015009	NPA2722-09	02/02/06 23:05
Surrogate: 1,2-Dichloroethane-d4		62.1		ug/L	50.0	124%	0 - 200			6015009	NPA2722-09	02/02/06 23:05
Surrogate: Dibromofluoromethane		56.4		ug/L	50.0	113%	0 - 200			6015009	NPA2722-09	02/02/06 23:05
Surrogate: Toluene-d8		53.8		ug/L	50.0	108%	0 - 200			6015009	NPA2722-09	02/02/06 23:05
Surrogate: 4-Bromofluorobenzene		60.5		ug/L	50.0	121%	0 - 200			6015009	NPA2722-09	02/02/06 23:05

Client Cambria Env. Tech. (Emeryville) / SHELL (13675)
5900 Hollis Street, Suite A
Emeryville, CA 94608
Attn Anni Kreml

Work Order: NPA2716
Project Name: 105 Fifth Street, Oakland, CA
Project Number: SAP 135700
Received: 01/26/06 07:45

CERTIFICATION SUMMARY

TestAmerica Analytical - Nashville

Method	Matrix	AIHA	Nelac	California
NA	Water			
SW846 8015B	Water	N/A	X	X
SW846 8260B	Water	N/A	X	X

Client Cambria Env. Tech. (Emeryville) / SHELL (13675)
5900 Hollis Street, Suite A
Emeryville, CA 94608
Attn Anni Kreml

Work Order: NPA2716
Project Name: 105 Fifth Street, Oakland, CA
Project Number: SAP 135700
Received: 01/26/06 07:45

NELAC CERTIFICATION SUMMARY

TestAmerica Analytical - Nashville does not hold NELAC certifications for the following analytes included in this report

<u>Method</u>	<u>Matrix</u>	<u>Analyte</u>
SW846 8260B	Water	Gasoline Range Organics

Client Cambria Env. Tech. (Emeryville) / SHELL (13675)
5900 Hollis Street, Suite A
Emeryville, CA 94608
Attn Anni Kreml

Work Order: NPA2716
Project Name: 105 Fifth Street, Oakland, CA
Project Number: SAP 135700
Received: 01/26/06 07:45

DATA QUALIFIERS AND DEFINITIONS

A-01 The TPH pattern is characteristic of diesel fuel.
A-01a The TPH pattern is characteristic of gasoline.
M7 The MS and/or MSD were above the acceptance limits. See Blank Spike (LCS).
MNR1 There was no MS/MSD analyzed with this batch due to insufficient sample volume. See Blank Spike.

METHOD MODIFICATION NOTES

- Lab Identification (if necessary):
- TA - Irvine, California
- TA - Morgan Hill, California
- TA - Nashville, Tennessee
- STL
- Other (location) _____

SHELL Chain Of Custody Record

Shell Project Manager to be Invoiced:
Denis B NPA2716
 02/02/06 17:00
 ENVIRONMENTAL SERVICES
 TECHNICAL SERVICES
 CRMT HOUSTON
 NOT FOR ENV. REMEDIATION - NO ETIM - SEND PAPER INVOICE

INCIDENT NUMBER (ES ONLY):
 9 8 9 9 5 7 5 7
SAP or CRMT NUMBER (TS/CRMT)
 DATE: 1/24/06
 PAGE: 1 of 1

SAMPLING COMPANY:
Blaine Tech Services
ADDRESS:
 1680 Rogers Avenue, San Jose, CA 95112
PROJECT CONTACT (Hardcopy or PDF Report to):
Michael Ninokata
TELEPHONE: 408-573-0555
FAX: 408-573-7771
E-MAIL: mninokata@blainetech.com
LOG CODE: BTSS
TURNAROUND TIME (STANDARD IS 10 CALENDAR DAYS):
 STD 5 DAY 3 DAY 2 DAY 24 HOURS
 RESULTS NEEDED ON WEEKEND

SITE ADDRESS: Street and City
105 5th Street, Oakland
State: CA **GLOBAL ID NO.:** T0600102116
EDF DELIVERABLE TO (Name, Company, Office Location):
Annli Kreml, Cambria, Emeryville Office **PHONE NO.:** (510) 420-3335
E-MAIL: shell.em.edf@cambria-env.com **CONSULTANT PROJECT NO.:** BTS # 060124-04
SAMPLER NAME(S) (Print): Devin Raynal
LAB USE ONLY

LA - RWQCB REPORT FORMAT UST AGENCY:
 GC/MS MTBE CONFIRMATION: HIGHEST _____ HIGHEST per BORING _____ ALL _____
SPECIAL INSTRUCTIONS OR NOTES: CHECK BOX IF EDD IS NOT NEEDED
RECEIPT VERIFICATION REQUESTED

Field Sample Identification					REQUESTED ANALYSIS												FIELD NOTES: Container/Preservative or PID Readings or Laboratory Notes	
LAB USE ONLY	DATE	TIME	MATRIX	NO. OF CONT.	TPH - Gas, Purgeable (8260B)	TPH - Diesel, Extractable (8015m)	BTEX (8260B)	6 Oxygenates (8260B) (MTBE, TBA, DIPE, TAME, ETBE)	MTBE (8260B)	TBA (8260B)	DIPE (8260B)	TAME (8260B)	ETBE (8260B)	1,2 DCA (8260B)	EDB (8260B)	Ethanol (8260B)		Methanol (8015M)
	MW-1	1/24/06	1010	W	S	X	X	X	X									NPA 2716 - 01
	MW-2		1150	W	S	X	X	X	X									2
	MW-3		1101	W	S	X	X	X	X	X								3
	MW-4		0925	W	S	X	X	X	X									4
	MW-5		1035	W	S	X	X	X	X									5
	MW-6		0945	W	S	X	X	X	X									6
	T-1		1125	W	S	X	X	X	X									7

Relinquished by (Signature): [Signature] **Received by (Signature):** [Signature] **Date:** 1/24/06 **Time:** 1616

Relinquished by (Signature): [Signature] **Received by (Signature):** [Signature] **Date:** 1/25/06 **Time:** 910

Relinquished by (Signature): [Signature] **Received by (Signature):** [Signature] **Date:** 1/25/06 **Time:** 1005

DISTRIBUTION: Write with final report: Green to File, Yellow and Pink to Client.
 2 - FWL 1/27/06 1500
 11/27/06
 02/02/06 17:00

WELL GAUGING DATA

Project # 060124-DAI Date 1/24/06 Client 98998757

Site 105 5th St., Oakland Ca

Well ID	Well Size (in.)	Sheen / Odor	Depth to Immiscible Liquid (ft.)	Thickness of Immiscible Liquid (ft.)	Volume of Immiscibles Removed (ml)	Depth to water (ft.)	Depth to well bottom (ft.)	Survey Point: TOB or TOC	
MW-1	4					5.59	23.59	TOC	
* MW-2	4	o/s				5.15	23.53	↓	
* MW-3	4					5.63	24.80		
MW-4	2					4.80	19.97		Pressure
MW-5	5 ⁴	o/s				6.10	24.15		
MW-6	2					5.27	24.13		
* T-1	12					5.45	11.42		↓
* Gauged w/ stringer in well									
* Worked for 15 min. prior to gauging after we popped caps.									

SHELL WELL MONITORING DATA SHEET

BTS #: <u>060124-DA1</u>	Site: <u>98995757</u>
Sampler: <u>DA/DR</u>	Date: <u>1/24/06</u>
Well I.D.: <u>MW-1</u>	Well Diameter: 2 3 <u>4</u> 6 8
Total Well Depth (TD): <u>23.59</u>	Depth to Water (DTW): <u>5.59</u>
Depth to Free Product:	Thickness of Free Product (feet):
Referenced to: <u>PVC</u> Grade	D.O. Meter (if req'd): YSI HACH
DTW with 80% Recharge [(Height of Water Column x 0.20) + DTW]: <u>9.19</u>	

Purge Method: Bailor Waterra Sampling Method: Bailor
 Disposable Bailor Peristaltic Disposable Bailor
 Positive Air Displacement Extraction Pump Extraction Port
 Electric Submersible Other _____ Dedicated Tubing

Other: _____

$\frac{11.7}{1}$ (Gals.) X <u>3</u>	=	$\frac{35.1}{\text{Calculated Volume}}$ Gals.
Case Volume	Specified Volumes	Calculated Volume

Well Diameter	Multiplier	Well Diameter	Multiplier
1"	0.04	4"	0.65
2"	0.16	6"	1.47
3"	0.37	Other	radius ² * 0.163

Time	Temp (°F)	pH	Cond. (mS or µS)	Turbidity (NTUs)	Gals. Removed	Observations
1000	62.7	7.2	524	61	11.7	clear
1002	64.0	7.2	518 512	31	23.4	clear
1004	65.4	7.2	403	17	35.1	

Did well dewater? Yes No Gallons actually evacuated: 35.1

Sampling Date: 1/24/06 Sampling Time: 10:10 Depth to Water: 9.19

Sample I.D.: MW-1 Laboratory: STL Other TA

Analyzed for: TPH-G BTEX MTBE TPH-D Other: _____

EB I.D. (if applicable): @ _____ Duplicate I.D. (if applicable): _____

Analyzed for: TPH-G BTEX MTBE TPH-D Other: _____

D.O. (if req'd): Pre-purge:	mg/L	Post-purge:	mg/L
O.R.P. (if req'd): Pre-purge:	mV	Post-purge:	mV

SHELL WELL MONITORING DATA SHEET

BTS #: <u>060124-DH1</u>	Site: <u>98995757</u>
Sampler: <u>DA</u>	Date: <u>1/24/06</u>
Well I.D.: <u>MW-2</u>	Well Diameter: 2 3 4 6 8 _____
Total Well Depth (TD): <u>23.53</u>	Depth to Water (DTW): <u>5.15</u>
Depth to Free Product:	Thickness of Free Product (feet):
Referenced to: <u>PVE</u> Grade	D.O. Meter (if req'd): YSI HACH
DTW with 80% Recharge [(Height of Water Column x 0.20) + DTW]: <u>8.83</u>	

Purge Method: Bailer Waterra Sampling Method: Bailer
 Disposable Bailer Peristaltic
 Positive Air Displacement Extraction Pump Disposable Bailer
 Electric Submersible Other _____ Dedicated Tubing

$\underline{11.9}$ (Gals.) X $\underline{3}$ = $\underline{35.7}$ Gals. 1 Case Volume Specified Volumes Calculated Volume	<table border="1" style="width: 100%; border-collapse: collapse; text-align: center;"> <thead> <tr> <th>Well Diameter</th><th>Multiplier</th><th>Well Diameter</th><th>Multiplier</th></tr> </thead> <tbody> <tr> <td>1"</td><td>0.04</td><td>4"</td><td>0.65</td></tr> <tr> <td>2"</td><td>0.16</td><td>6"</td><td>1.47</td></tr> <tr> <td>3"</td><td>0.37</td><td>Other</td><td>radius² * 0.163</td></tr> </tbody> </table>	Well Diameter	Multiplier	Well Diameter	Multiplier	1"	0.04	4"	0.65	2"	0.16	6"	1.47	3"	0.37	Other	radius ² * 0.163
Well Diameter	Multiplier	Well Diameter	Multiplier														
1"	0.04	4"	0.65														
2"	0.16	6"	1.47														
3"	0.37	Other	radius ² * 0.163														

Time	Temp (°F)	pH	Cond. (mS or μ S)	Turbidity (NTUs)	Gals. Removed	Observations
<u>1138</u>	<u>66.2</u>	<u>6.9</u>	<u>869</u>	<u>17</u>	<u>12</u>	<u>clear odor</u>
<u>1140</u>	<u>67.5</u>	<u>6.9</u>	<u>803</u>	<u>19</u>	<u>24</u>	<u>" "</u>
<u>1142</u>	<u>68.5</u>	<u>6.9</u>	<u>764</u>	<u>11</u>	<u>36</u>	<u>" "</u>

Did well dewater? Yes No _____ Gallons actually evacuated: 36

Sampling Date: 1/24/06 Sampling Time: 1150 Depth to Water: 8.83

Sample I.D.: MW-2 Laboratory: STL Other TA

Analyzed for: ~~TPH-G~~ ~~BTEX~~ ~~MTBE~~ ~~TPH-D~~ Other:

EB I.D. (if applicable): _____ @ _____ Time Duplicate I.D. (if applicable): _____

Analyzed for: TPH-G BTEX MTBE TPH-D Other:

D.O. (if req'd):	Pre-purge:	mg/L	Post-purge:	mg/L
O.R.P. (if req'd):	Pre-purge:	mV	Post-purge:	mV

SHELL WELL MONITORING DATA SHEET

BTS #: 060124-DA1	Site: 98995757
Sampler: DR	Date: 1/24/06
Well I.D.: MW-3	Well Diameter: 2 3 ④ 6 8 _____
Total Well Depth (TD): 24.80	Depth to Water (DTW): 5.63
Depth to Free Product:	Thickness of Free Product (feet):
Referenced to: YVE Grade	D.O. Meter (if req'd): YSI HACH
DTW with 80% Recharge [(Height of Water Column x 0.20) + DTW]: 9.46	

Purge Method: Bailer Waterra Sampling Method: Bailer
 Disposable Bailer Peristaltic Disposable Bailer
 Positive Air Displacement Extraction Pump Extraction Port
 Electric Submersible Other _____ Dedicated Tubing

$\frac{12.5 \text{ (Gals.)} \times 3.1}{3.1} = 37.5 \text{ Gals.}$	<table border="1" style="font-size: small;"> <tr> <th>Well Diameter</th> <th>Multiplier</th> <th>Well Diameter</th> <th>Multiplier</th> </tr> <tr> <td>1"</td> <td>0.04</td> <td>4"</td> <td>0.65</td> </tr> <tr> <td>2"</td> <td>0.16</td> <td>6"</td> <td>1.47</td> </tr> <tr> <td>3"</td> <td>0.37</td> <td>Other</td> <td>radius² * 0.163</td> </tr> </table>	Well Diameter	Multiplier	Well Diameter	Multiplier	1"	0.04	4"	0.65	2"	0.16	6"	1.47	3"	0.37	Other	radius ² * 0.163
Well Diameter	Multiplier	Well Diameter	Multiplier														
1"	0.04	4"	0.65														
2"	0.16	6"	1.47														
3"	0.37	Other	radius ² * 0.163														
1 Case Volume Specified Volumes Calculated Volume																	

Time	Temp (°F)	pH	Cond. (mS or μS)	Turbidity (NTUs)	Gals. Removed	Observations
1049	62.0	6.8	891	47	12.5	clear
1052	64.0	6.8	931	26	25.0	clear
1055	65.1	6.8	957	41	37.5	"

Did well dewater? Yes No Gallons actually evacuated: 37.5

Sampling Date: 1/24/06 Sampling Time: 1101 Depth to Water: 7.25

Sample I.D.: MW-3 Laboratory: STL Other: TA

Analyzed for: ~~TPH-G~~ ~~BTEX~~ ~~MTBE~~ ~~TPH-D~~ Other: TBA

EB I.D. (if applicable): @ Time Duplicate I.D. (if applicable):

Analyzed for: TPH-G BTEX MTBE TPH-D Other:

D.O. (if req'd):	Pre-purge:	mg/L	Post-purge:	mg/L
O.R.P. (if req'd):	Pre-purge:	mV	Post-purge:	mV

Blaine Tech Services, Inc. 1680 Rogers Ave., San Jose, CA 95112 (800) 545-7558

SHELL WELL MONITORING DATA SHEET

BTS #: <u>060124-JA1</u>	Site: <u>98995757</u>
Sampler: <u>DA/DZ</u>	Date: <u>1/24/06</u>
Well I.D.: <u>MW-4</u>	Well Diameter: <u>3</u> 3 4 6 8 _____
Total Well Depth (TD): <u>19.97</u>	Depth to Water (DTW): <u>4.80</u>
Depth to Free Product:	Thickness of Free Product (feet):
Referenced to: <u>PVC</u> Grade	D.O. Meter (if req'd): YSI HACH
DTW with 80% Recharge [(Height of Water Column x 0.20) + DTW]: <u>—</u>	

Purge Method: Bailer
 Disposable Bailer
 Positive Air Displacement
 Electric Submersible

Watera
 Peristaltic
 Extraction Pump
 Other _____

Sampling Method: Bailer
 Disposable Bailer
 Extraction Port
 Dedicated Tubing

Other: _____

2.4 (Gals.) X 3 = 7.2 Gals.
 1 Case Volume Specified Volumes Calculated Volume

Well Diameter	Multiplier	Well Diameter	Multiplier
1"	0.04	4"	0.65
2"	0.16	6"	1.47
3"	0.37	Other	radius ² * 0.163

Time	Temp (°F)	pH	Cond. (mS or µS)	Turbidity (NTUs)	Gals. Removed	Observations
<u>0916</u>	<u>60.5</u>	<u>6.8</u>	<u>1717</u>	<u>380</u>	<u>2.5</u>	<u>tan, cloudy</u>
<u>0919</u>	<u>60.8</u>	<u>6.7</u>	<u>1721</u>	<u>71000</u>	<u>5</u>	<u>"</u>
<u>0922</u>	<u>62.5</u>	<u>6.7</u>	<u>1696</u>	<u>71000</u>	<u>7.5</u>	<u>"</u>

Did well dewater? Yes No Gallons actually evacuated: 7.5

Sampling Date: 1/24/06 Sampling Time: 0925 Depth to Water: traffic well

Sample I.D.: MW-4 Laboratory: STL Other: JA

Analyzed for: TPH-G BTEX MTBE TPH-D Other: _____

EB I.D. (if applicable): _____ @ _____ Time Duplicate I.D. (if applicable): _____

Analyzed for: TPH-G BTEX MTBE TPH-D Other: _____

D.O. (if req'd):	Pre-purge:	mg/L	Post-purge:	mg/L
O.R.P. (if req'd):	Pre-purge:	mV	Post-purge:	mV

SHELL WELL MONITORING DATA SHEET

BTS #: <u>060124-D1</u>	Site: <u>48995757</u>
Sampler: <u>DA/DR</u>	Date: <u>1/24/06</u>
Well I.D.: <u>MW-5</u>	Well Diameter: 2 3 <u>4</u> 6 8
Total Well Depth (TD): <u>24.15</u>	Depth to Water (DTW): <u>6.10</u>
Depth to Free Product:	Thickness of Free Product (feet):
Referenced to: <u>PVC</u> Grade	D.O. Meter (if req'd): YSI HACH
DTW with 80% Recharge [(Height of Water Column x 0.20) + DTW]: <u>9.71</u>	

Purge Method: <input type="checkbox"/> Bailer	Waters: <input type="checkbox"/> Peristaltic	Sampling Method: <input checked="" type="checkbox"/> Bailer
<input type="checkbox"/> Disposable Bailer	<input type="checkbox"/> Extraction Pump	<input type="checkbox"/> Disposable Bailer
<input type="checkbox"/> Positive Air Displacement	<input type="checkbox"/> Other _____	<input type="checkbox"/> Extraction Port
<input checked="" type="checkbox"/> Electric Submersible		<input type="checkbox"/> Dedicated Tubing
Other: _____		

<u>11.7</u> (Gals.) X <u>3</u> = <u>35.1</u> Gals. 1 Case Volume Specified Volumes Calculated Volume	<table border="1" style="width: 100%; border-collapse: collapse; font-size: small;"> <tr> <th>Well Diameter</th><th>Multiplier</th><th>Well Diameter</th><th>Multiplier</th></tr> <tr> <td>1"</td><td>0.04</td><td>4"</td><td>0.65</td></tr> <tr> <td>2"</td><td>0.16</td><td>6"</td><td>1.47</td></tr> <tr> <td>3"</td><td>0.37</td><td>Other</td><td>radius² * 0.163</td></tr> </table>	Well Diameter	Multiplier	Well Diameter	Multiplier	1"	0.04	4"	0.65	2"	0.16	6"	1.47	3"	0.37	Other	radius ² * 0.163
Well Diameter	Multiplier	Well Diameter	Multiplier														
1"	0.04	4"	0.65														
2"	0.16	6"	1.47														
3"	0.37	Other	radius ² * 0.163														

Time	Temp (°F)	pH	Cond. (mS or μ S)	Turbidity (NTUs)	Gals. Removed	Observations
1023	64.4	6.8	620	9	11.7	clear
1025	66.1	6.7	618	8	23.4	"
1027	67.6	6.7	634	6	35.5	"

Did well dewater? Yes No Gallons actually evacuated: 35.1

Sampling Date: 1/24/06 Sampling Time: 1035 Depth to Water: 9.71

Sample I.D.: MW-5 Laboratory: STL Other TA

Analyzed for: ~~TPH-G~~ ~~BTEX~~ ~~MTBE~~ ~~TPH-D~~ Other:

EB I.D. (if applicable): @ Time Duplicate I.D. (if applicable):

Analyzed for: TPH-G BTEX MTBE TPH-D Other:

D.O. (if req'd):	Pre-purge:	mg/L	Post-purge:	mg/L
O.R.P. (if req'd):	Pre-purge:	mV	Post-purge:	mV

SHELL WELL MONITORING DATA SHEET

BTS #: <u>060124-DT1</u>		Site: <u>98995757</u>	
Sampler: <u>DA/DR</u>		Date: <u>1/24/06</u>	
Well I.D.: <u>MW-6</u>		Well Diameter: <u>3</u> 3 4 6 8 _____	
Total Well Depth (TD): <u>24.13</u>		Depth to Water (DTW): <u>5.27</u>	
Depth to Free Product:		Thickness of Free Product (feet):	
Referenced to: <u>PVC</u> Grade		D.O. Meter (if req'd): YSI HACH	
DTW with 80% Recharge [(Height of Water Column x 0.20) + DTW]: <u>-</u>			

Purge Method: <input checked="" type="checkbox"/> Bailer <input type="checkbox"/> Disposable Bailer <input type="checkbox"/> Positive Air Displacement <input type="checkbox"/> Electric Submersible	Water <input type="checkbox"/> Peristaltic <input type="checkbox"/> Extraction Pump Other _____	Sampling Method: <input checked="" type="checkbox"/> Bailer <input type="checkbox"/> Disposable Bailer <input type="checkbox"/> Extraction Port <input type="checkbox"/> Dedicated Tubing Other: _____
---	--	--

$3.0 \text{ (Gals.)} \times 3 = 9.0 \text{ Gals.}$ 1 Case Volume Specified Volumes Calculated Volume	<table border="1" style="width: 100%; border-collapse: collapse;"> <tr> <th>Well Diameter</th> <th>Multiplier</th> <th>Well Diameter</th> <th>Multiplier</th> </tr> <tr> <td>1"</td> <td>0.04</td> <td>4"</td> <td>0.65</td> </tr> <tr> <td>2"</td> <td>0.16</td> <td>6"</td> <td>1.47</td> </tr> <tr> <td>3"</td> <td>0.37</td> <td>Other</td> <td>radius² * 0.163</td> </tr> </table>	Well Diameter	Multiplier	Well Diameter	Multiplier	1"	0.04	4"	0.65	2"	0.16	6"	1.47	3"	0.37	Other	radius ² * 0.163
Well Diameter	Multiplier	Well Diameter	Multiplier														
1"	0.04	4"	0.65														
2"	0.16	6"	1.47														
3"	0.37	Other	radius ² * 0.163														

Time	Temp (°F)	pH	Cond. (mS or μ S)	Turbidity (NTUs)	Gals. Removed	Observations
0935	60.4	7.3	290	153	3.0	light cloudy
0939	62.4	7.3	304	358	6.0	"
0943	63.1	7.4	329	350	9.0	"

Did well dewater? Yes No Gallons actually evacuated: 9.0

Sampling Date: 1/24/06 Sampling Time: 0945 Depth to Water: traffic well

Sample I.D.: MW-6 Laboratory: STL Other TA

Analyzed for: ~~TPH-G~~ ~~BTEX~~ ~~MTBE~~ ~~TPH-D~~ Other: _____

EB I.D. (if applicable): @ _____ Duplicate I.D. (if applicable): _____

Analyzed for: TPH-G BTEX MTBE TPH-D Other: _____

D.O. (if req'd):	Pre-purge:	mg/L	Post-purge:	mg/L
O.R.P. (if req'd):	Pre-purge:	mV	Post-purge:	mV

SHELL WELL MONITORING DATA SHEET

BTS #: 06024-D-1	Site: 98995757
Sampler: DR	Date: 1/24/06
Well I.D.: T-1	Well Diameter: 2 3 4 6 8 (12)
Total Well Depth (TD): 11.42	Depth to Water (DTW): 5.45
Depth to Free Product:	Thickness of Free Product (feet):
Referenced to: (PVO) Grade	D.O. Meter (if req'd): YSI HACH
DTW with 80% Recharge [(Height of Water Column x 0.20) + DTW]: 6.64	

Purge Method: <input type="checkbox"/> Bailer <input type="checkbox"/> Disposable Bailer <input type="checkbox"/> Positive Air Displacement <input checked="" type="checkbox"/> Electric Submersible	Waterra <input type="checkbox"/> Peristaltic <input type="checkbox"/> Extraction Pump Other _____	Sampling Method: <input checked="" type="checkbox"/> Bailer <input type="checkbox"/> Disposable Bailer <input type="checkbox"/> Extraction Port <input type="checkbox"/> Dedicated Tubing Other: _____
---	--	--

$\frac{35.0 \text{ (Gals.)} \times 3}{\text{I Case Volume Specified Volumes}} = \frac{105}{\text{Calculated Volume}} \text{ Gals.}$	<table border="1" style="width: 100%; border-collapse: collapse; font-size: small;"> <thead> <tr> <th>Well Diameter</th> <th>Multiplier</th> <th>Well Diameter</th> <th>Multiplier</th> </tr> </thead> <tbody> <tr> <td>1"</td> <td>0.04</td> <td>4"</td> <td>0.65</td> </tr> <tr> <td>2"</td> <td>0.16</td> <td>6"</td> <td>1.47</td> </tr> <tr> <td>3"</td> <td>0.37</td> <td>Other</td> <td>radius² * 0.163</td> </tr> </tbody> </table> <p style="text-align: right; margin-top: 0;">12 = 5.87</p>	Well Diameter	Multiplier	Well Diameter	Multiplier	1"	0.04	4"	0.65	2"	0.16	6"	1.47	3"	0.37	Other	radius ² * 0.163
Well Diameter	Multiplier	Well Diameter	Multiplier														
1"	0.04	4"	0.65														
2"	0.16	6"	1.47														
3"	0.37	Other	radius ² * 0.163														

Time	Temp (°F)	pH	Cond. (mS or μS)	Turbidity (NTUs)	Gals. Removed	Observations
1107	63.5	6.9	1018	15 15	35.0	clear
1114	63.9	6.9	1033	9	20.0	"
1121	64.3	6.9	1041	5	105.0	"

Did well dewater? Yes No Gallons actually evacuated: 105

Sampling Date: 1/24/06 Sampling Time: 1125 Depth to Water: 5.50

Sample I.D.: T-1 Laboratory: STL Other: TA

Analyzed for: TPH-G BTEX MTBE TPH-D Other: _____

EB I.D. (if applicable): _____ @ _____ Time Duplicate I.D. (if applicable): _____

Analyzed for: TPH-G BTEX MTBE TPH-D Other: _____

D.O. (if req'd):	Pre-purge:	mg/L	Post-purge:	mg/L
O.R.P. (if req'd):	Pre-purge:	mV	Post-purge:	mV