



RECEIVED

3:01 pm, Jan 14, 2008

Alameda County
Environmental Health

Denis L. Brown

Shell Oil Products US

Jerry Wickham
Alameda County Health Care Services Agency
1131 Harbor Bay Parkway, Suite 250
Alameda, California 94502-6577

HSE – Environmental Services
20945 S. Wilmington Ave.
Carson, CA 90810-1039
Tel (707) 865 0251
Fax (707) 865 2542
Email denis.l.brown@shell.com

Re: Former Shell Service Station
4255 MacArthur Boulevard
Oakland, California
SAP Code 135701
Incident No. 98995758
ACHCSA Case No. 486

Dear Mr. Wickham:

The attached document is provided for your review and comment. Upon information and belief, I declare, under penalty of perjury, that the information contained in the attached document is true and correct.

If you have any questions or concerns, please call me at (707) 865-0251.

Sincerely,

A handwritten signature in black ink, appearing to read "Denis L. Brown", is written over a horizontal line.

Denis L. Brown
Project Manager



**CONESTOGA-ROVERS
& ASSOCIATES**

19449 Riverside Drive, Suite 230, Sonoma, California 95476
Telephone: 707-935-4850 Facsimile: 707-935-6649
www.CRAworld.com

January 14, 2008

Mr. Jerry Wickham
Alameda County Health Care Services Agency
1131 Harbor Bay Parkway, Suite 250
Alameda, California 94502-6577

Re: **Groundwater Monitoring Report – Fourth Quarter 2007**
Former Shell Service Station
4255 MacArthur Boulevard
Oakland, California
SAP Code 135701
Incident No. 98995758
Agency Case No. RO-0486


Dear Mr. Wickham:

Conestoga-Rovers and Associates (CRA) prepared this report on behalf of Equilon Enterprises LLC dba Shell Oil Products US (Shell) in accordance with the quarterly reporting requirements of 23 CCR 2652d.

If you have any questions regarding the contents of this document, please call Ana Friel at (707)-268-3812.

Sincerely,
Conestoga-Rovers and Associates

Ana Friel, PG
Project Manager



cc: Denis Brown, Shell Oil Products US, 20945 S. Wilmington Ave., Carson, CA 90810
Roland C. Malone, Jr., PO Box 2744, Castro Valley, CA 94546
Kenneth Williams, MacArthur/High Trailer Park, c/o Bookkeeping, 332 Peyton Dr.,
Hayward, CA 94544
Thomas H. Kosel, ConocoPhillips Company, 76 Broadway, Sacramento, CA 95818

Equal
Employment
Opportunity Employer



GROUNDWATER MONITORING REPORT – FOURTH QUARTER 2007

Site Address	<u>4255 MacArthur Boulevard, Oakland</u>
Site Use	<u>Former Shell Service Station</u>
Shell Project Manager	<u>Denis Brown</u>
Consultant and Contact Person	<u>CRA, Ana Friel</u>
Lead Agency and Contact	<u>ACHCSA, Jerry Wickham</u>
Agency Case No.	<u>RO-0486</u>
Shell SAP Code	<u>135701</u>
Shell Incident No.	<u>98995758</u>
Date of Most Recent Agency Correspondence	<u>May 3, 2007</u>

Current Quarter's Activities

1. Blaine Tech Services, Inc. (Blaine) gauged and sampled wells according to the established monitoring program for this site.
2. CRA prepared a vicinity map (Figure 1) and a groundwater contour and chemical concentration map (Figure 2). The Blaine report, presenting the analytical data, is included in Attachment A.
3. Groundwater sampling was coordinated with sampling at the adjacent 76 Station #1156. The data tables for this site are included in Attachment B.

Current Quarter's Findings

Groundwater Flow Direction	<u>West-Southwest</u>
Hydraulic Gradient	<u>Variable</u>
Depth to Water	<u>5.63 to 15.19 feet below top of well casing</u>

Proposed Activities for Next Quarter

1. Blaine will gauge and sample wells during the first month of the quarter, according to the established monitoring program for this site.
2. Blaine will conduct monthly gauging and bailing of separate phase hydrocarbons (SPH) from wells MW-2 and MW-3.



**CONESTOGA-ROVERS
& ASSOCIATES**

Mr. Jerry Wickham
January 14, 2008

RECOMMENDATIONS

SPH was detected in wells MW-2 and MW-3 this event at thicknesses of 0.19 and 0.01 feet, respectively. Blaine purged approximately 467 milliliters of SPH from well MW-2 and placed the SPH in a drum at the site. The drum is properly labelled and its contents will ultimately be recycled at Shell's Martinez Refinery. We will re-implement monthly gauging and bailing of the SPH, until such time as no SPH is observed for three consecutive events. Also, Shell is requesting that CRA perform a sensitive receptor survey (SRS), or update existing SRS data for this site.

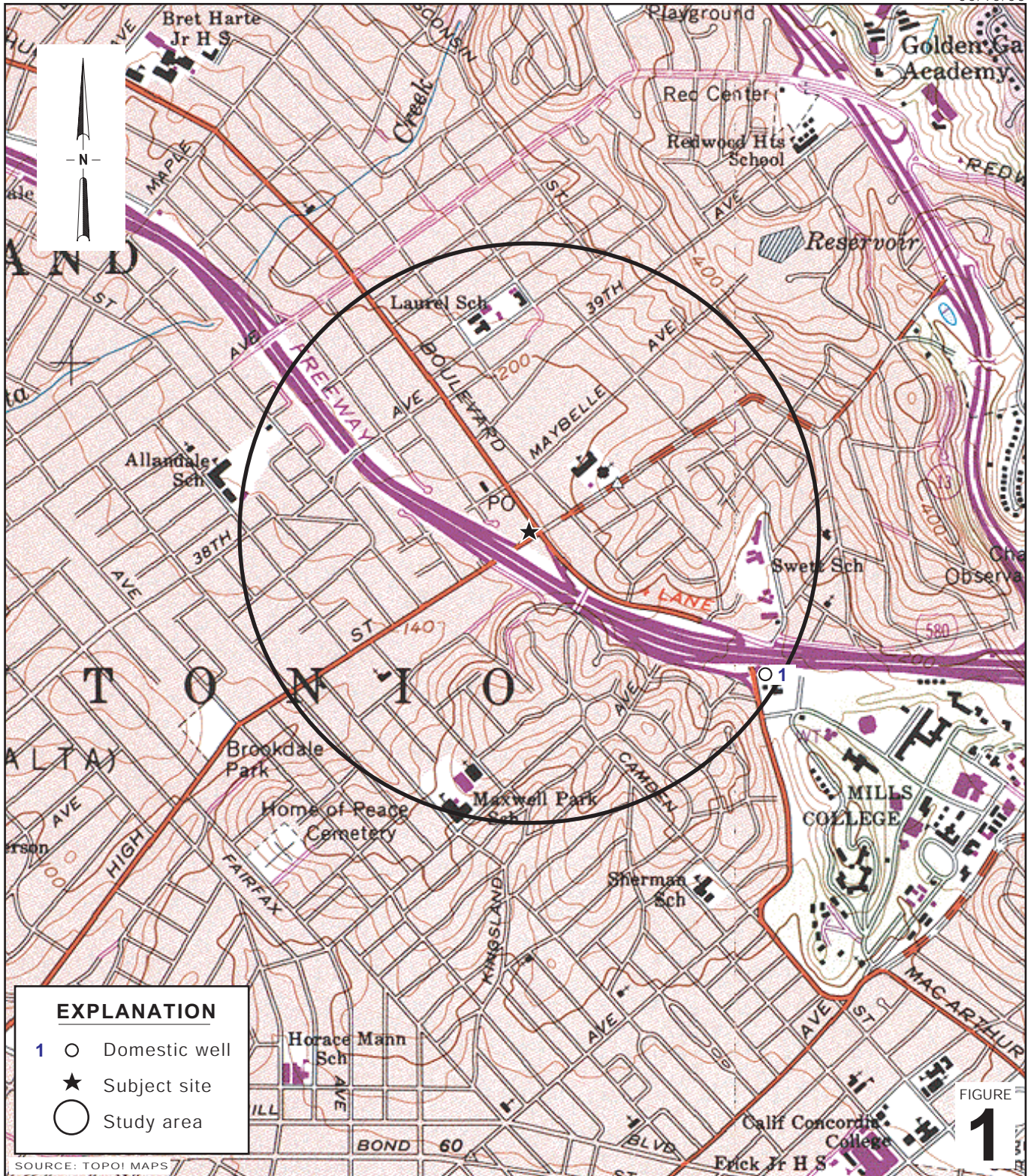
Figures: 1 - Vicinity Map
 2 - Groundwater Contour and Chemical Concentration Map

Attachment: A - Blaine Tech Services, Inc. - Groundwater Monitoring Report
 B - 76 Service Station #1156 - Groundwater Monitoring Data and
 Analytical Results

Conestoga-Rovers and Associates (CRA) prepared this document for use by our client and appropriate regulatory agencies. It is based partially on information available to CRA from outside sources and/or in the public domain, and partially on information supplied by CRA and its subcontractors. CRA makes no warranty or guarantee, expressed or implied, included or intended in this document, with respect to the accuracy of information obtained from these outside sources or the public domain, or any conclusions or recommendations based on information that was not independently verified by CRA. This document represents the best professional judgment of CRA. None of the work performed hereunder constitutes or shall be represented as a legal opinion of any kind or nature.

I:\Sonoma.Shell\Oakland 4255 MacArthur\QM\2007\4Q07\4Q07 4255 MacArthur Oakland.doc

G:\OAKLAND 4255 MACARTHUR\FIGURES\VIC-WELL-SURVEY.A1

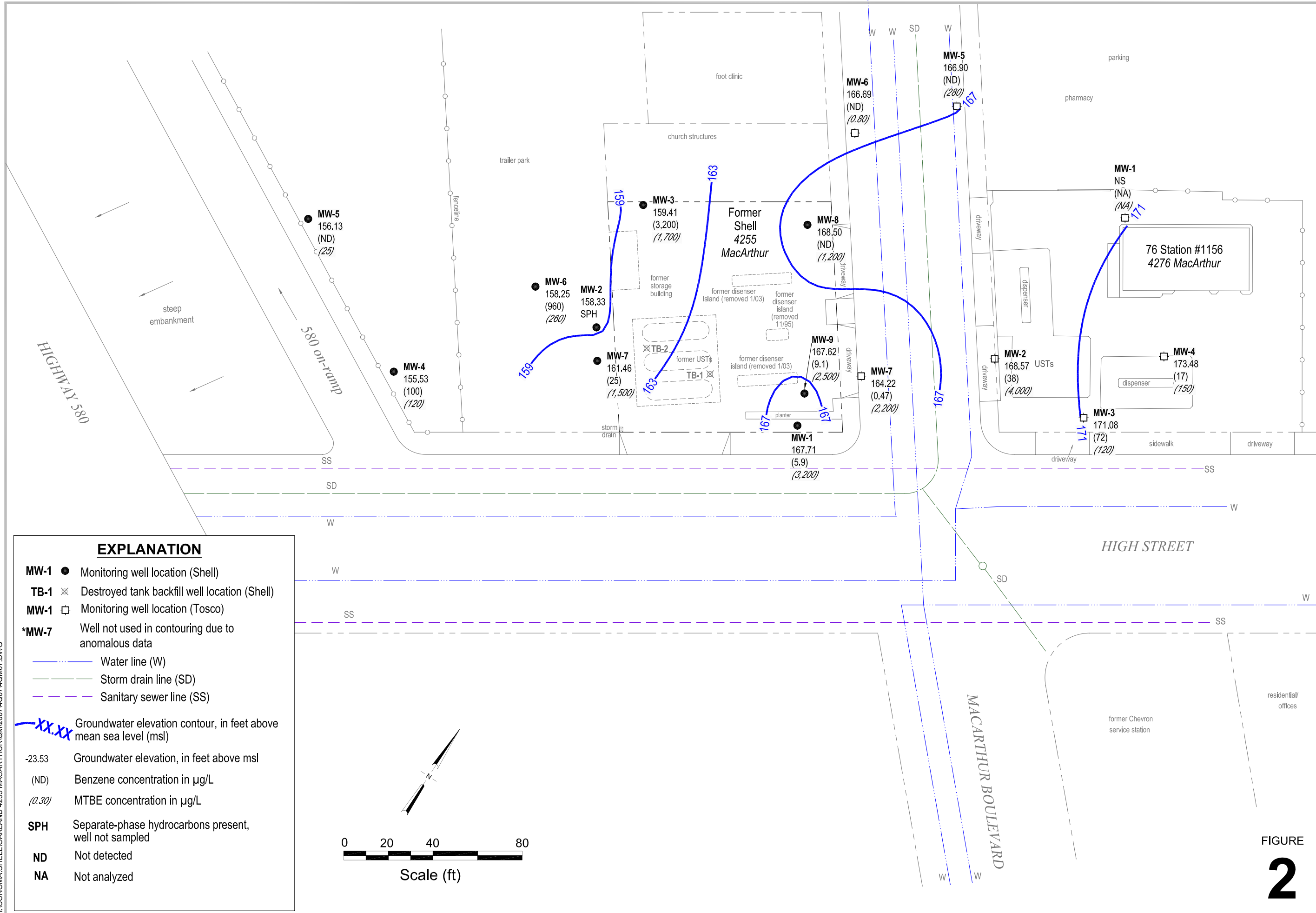


Former Shell Service Station
 4255 MacArthur Boulevard
 Oakland, California



**CONESTOGA-ROVERS
 & ASSOCIATES**

Vicinity Map
 (1/2 Mile Radius)



EXPLANATION

- MW-1** ● Monitoring well location (Shell)
- TB-1** ⊗ Destroyed tank backfill well location (Shell)
- MW-1** □ Monitoring well location (Tosco)
- *MW-7** Well not used in contouring due to anomalous data
- Water line (W)
- Storm drain line (SD)
- Sanitary sewer line (SS)
- xx.xx Groundwater elevation contour, in feet above mean sea level (msl)
- 23.53 Groundwater elevation, in feet above msl
- (ND) Benzene concentration in µg/L
- (0.30) MTBE concentration in µg/L
- SPH** Separate-phase hydrocarbons present, well not sampled
- ND** Not detected
- NA** Not analyzed

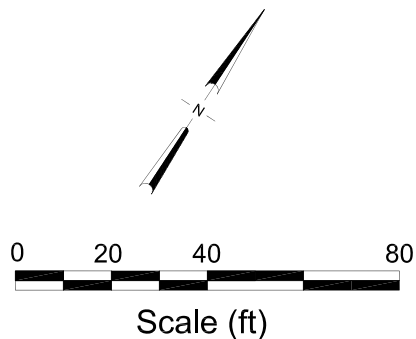


FIGURE
2

I:\SONOMA-SHELL\OAKLAND 4255 MACARTHUR\RM200740074CM07.DWG

Attachment A

**Blaine Tech Services, Inc.
Groundwater Monitoring Report**

BLAINE
TECH SERVICES INC.

GROUNDWATER SAMPLING SPECIALISTS
SINCE 1985

October 18, 2007

Denis Brown
Shell Oil Products US
20945 South Wilmington Avenue
Carson, CA 90810

Fourth Quarter 2007 Groundwater Monitoring at
Former Shell-branded Service Station
4255 MacArthur Boulevard
Oakland, CA

Monitoring performed on October 8, 2007

Groundwater Monitoring Report **071008-KF-1**

This report covers the routine monitoring of groundwater wells at this former Shell-branded facility. In accordance with standard procedures that conform to Regional Water Quality Control Board requirements, routine field data collection includes depth to water, total well depth, thickness of any separate immiscible layer, water column volume, calculated purge volume (if applicable), elapsed evacuation time (if applicable), total volume of water removed (if applicable), and standard water parameter instrument readings. Sample material is collected, contained, stored, and transported to the laboratory in conformance with EPA standards. Purgewater (if applicable) is, likewise, collected and transported to the Martinez Refining Company.

Basic field information is presented alongside analytical values excerpted from the laboratory report in the cumulative table of **WELL CONCENTRATIONS**. The full analytical report for the most recent samples and the field data sheets are attached to this report.

At a minimum, Blaine Tech Services, Inc. field personnel are certified on completion of a forty hour Hazardous Materials and Emergency Response training course per 29 CFR 1910.120. Field personnel are also enrolled in annual eight-hour refresher courses.

Blaine Tech Services, Inc. conducts sampling and documentation assignments of this type as an independent third party. Our activities at this site consisted of objective data and sample collection only. No interpretation of analytical results, defining of hydrological conditions or formulation of recommendations was performed.

Please call if you have any questions.

Yours truly,

Mike Ninokata
Project Manager

MN/ks

attachments: Cumulative Table of WELL CONCENTRATIONS
Certified Analytical Report
Field Data Sheets

cc: Ana Friel
Conestoga-Rovers & Associates
19449 Riverside Dr., Suite 230
Sonoma, CA 95476

WELL CONCENTRATIONS
Former Shell-branded Service Station
4255 MacArthur Boulevard
Oakland, CA

Well ID	Date	TPPH (ug/L)	B (ug/L)	T (ug/L)	E (ug/L)	X (ug/L)	MTBE 8020 (ug/L)	MTBE 8260 (ug/L)	DIPE (ug/L)	ETBE (ug/L)	TAME (ug/L)	TBA (ug/L)	Ethanol (ug/L)	TOC (MSL)	Depth to Water (ft.)	Depth to SPH (ft.)	GW Elevation (MSL)	SPH Thickness (ft.)	DO Reading (ppm)	ORP Reading (mV)
MW-1	11/17/1993	410	21	11	7.9	47	NA	NA	NA	NA	NA	NA	NA	175.79	8.59	NA	167.20	NA	NA	NA
MW-1	01/20/1994	1,200	180	19	48	47	NA	NA	NA	NA	NA	NA	NA	175.79	8.22	NA	167.57	NA	NA	NA
MW-1	04/25/1994	3,100	610	<10	130	27	NA	NA	NA	NA	NA	NA	NA	175.79	7.63	NA	168.16	NA	NA	NA
MW-1	07/07/1994	2,400	1,000	10	250	20	NA	NA	NA	NA	NA	NA	NA	175.79	8.31	NA	167.48	NA	NA	NA
MW-1	10/27/1994	2,200	500	3.1	72	1.8	NA	NA	NA	NA	NA	NA	NA	175.79	8.84	NA	166.95	NA	NA	NA
MW-1	11/17/1994	NA	NA	NA	NA	NA	NA	NA	NA	NA	NA	NA	NA	175.79	7.60	NA	168.19	NA	NA	NA
MW-1	11/28/1994	NA	NA	NA	NA	NA	NA	NA	NA	NA	NA	NA	NA	175.79	7.56	NA	168.23	NA	NA	NA
MW-1	01/13/1995	570	75	2.5	6.7	11	NA	NA	NA	NA	NA	NA	NA	175.79	7.11	NA	168.68	NA	NA	NA
MW-1	04/12/1995	1,800	480	<5.0	79	<5.0	NA	NA	NA	NA	NA	NA	NA	175.79	7.08	NA	168.71	NA	NA	NA
MW-1	07/25/1995	120	15	1.1	2.1	2.9	NA	NA	NA	NA	NA	NA	NA	175.79	7.73	NA	168.06	NA	NA	NA
MW-1 (D)	07/25/1995	300	88	2.4	11	6.5	NA	NA	NA	NA	NA	NA	NA	175.79	7.73	NA	168.06	NA	NA	NA
MW-1	10/18/1995	130	9.5	0.8	1.3	1.7	NA	NA	NA	NA	NA	NA	NA	175.79	8.42	NA	167.37	NA	NA	NA
MW-1 (D)	10/18/1995	120	11	0.8	1.4	1.8	NA	NA	NA	NA	NA	NA	NA	175.79	8.42	NA	167.37	NA	NA	NA
MW-1	01/17/1996	250	22	0.9	1.6	2.3	NA	NA	NA	NA	NA	NA	NA	175.79	7.83	NA	167.96	NA	NA	NA
MW-1	04/25/1996	<50	4.6	<0.5	<0.5	0.6	500b	NA	NA	NA	NA	NA	NA	175.79	7.35	NA	168.44	NA	NA	NA
MW-1	07/17/1996	<250	15	<2.5	<2.5	<2.5	540	NA	NA	NA	NA	NA	NA	175.79	7.70	NA	168.09	NA	NA	NA
MW-1	10/01/1996	1,200	500	12	57	82	1,900	NA	NA	NA	NA	NA	NA	175.79	8.07	NA	167.72	NA	NA	NA
MW-1	01/22/1997	640	170	4.3	33	33	1,200	NA	NA	NA	NA	NA	NA	175.79	7.21	NA	168.58	NA	NA	NA
MW-1	04/08/1997	<200	34	<2.0	3.3	4.3	950	NA	NA	NA	NA	NA	NA	175.79	7.75	NA	168.04	NA	NA	NA
MW-1 (D)	04/08/1997	<200	66	<2.0	6.4	8	740	NA	NA	NA	NA	NA	NA	175.79	7.75	NA	168.04	NA	NA	NA
MW-1	07/08/1997	190	49	1.2	5.8	8.6	560	NA	NA	NA	NA	NA	NA	175.79	8.01	NA	167.78	NA	NA	NA
MW-1	10/08/1997	<100	7	<1.0	<1.0	<1.0	620	NA	NA	NA	NA	NA	NA	175.79	8.10	NA	167.69	NA	NA	NA
MW-1	01/09/1998	970	390	12	48	71	1,200	NA	NA	NA	NA	NA	NA	175.79	7.14	NA	168.65	NA	NA	NA
MW-1	04/13/1998	<50	136	<0.50	1.5	1.8	170	NA	NA	NA	NA	NA	NA	175.79	6.78	NA	169.01	NA	NA	NA
MW-1	07/17/1998	2,500	750	11	88	67	150	NA	NA	NA	NA	NA	NA	175.79	7.28	NA	168.51	NA	NA	NA
MW-1	10/02/1998	8,000	970	36	270	440	35	NA	NA	NA	NA	NA	NA	175.79	7.77	NA	168.02	NA	NA	NA
MW-1	02/03/1999	210	56	0.82	<0.50	3.2	220	NA	NA	NA	NA	NA	NA	175.79	7.45	NA	168.34	NA	1.4	NA
MW-1	04/29/1999	<50	4.5	<0.50	0.56	<0.50	140	196	NA	NA	NA	NA	NA	175.79	7.58	NA	168.21	NA	1.2	140
MW-1	07/23/1999	<50.0	<0.500	<0.500	<0.500	<0.500	120	111*	NA	NA	NA	NA	NA	175.79	8.51	NA	167.28	NA	1.0	NA
MW-1	11/01/1999	<50.0	<0.500	<0.500	<0.500	<0.500	2.90	NA	NA	NA	NA	NA	NA	175.79	8.30	NA	167.49	NA	1.4	-71
MW-1	01/17/2000	<50	<0.50	<0.50	<0.50	<0.50	3.30	NA	NA	NA	NA	NA	NA	175.79	8.04	NA	167.75	NA	16.9	64
MW-1	04/17/2000	<50.0	1.08	<0.500	<0.500	<0.500	<2.50	NA	NA	NA	NA	NA	NA	175.79	8.00	NA	167.79	NA	1.8	112

WELL CONCENTRATIONS
Former Shell-branded Service Station
4255 MacArthur Boulevard
Oakland, CA

Well ID	Date	TPPH (ug/L)	B (ug/L)	T (ug/L)	E (ug/L)	X (ug/L)	MTBE 8020 (ug/L)	MTBE 8260 (ug/L)	DIPE (ug/L)	ETBE (ug/L)	TAME (ug/L)	TBA (ug/L)	Ethanol (ug/L)	TOC (MSL)	Depth to Water (ft.)	Depth to SPH (ft.)	GW Elevation (MSL)	SPH Thickness (ft.)	DO Reading (ppm)	ORP Reading (mV)
MW-1	07/26/2000	125	54.3	2.16	5.45	9.86	33.1	NA	NA	NA	NA	NA	NA	175.79	7.52	NA	168.27	NA	13.2	-140
MW-1	10/12/2000	101	40.7	2.68	3.00	5.18	25.0	NA	NA	NA	NA	NA	NA	175.79	7.71	NA	168.08	NA	>20	534
MW-1	01/15/2001	<50.0	0.633	<0.500	0.505	1.74	<2.50	NA	NA	NA	NA	NA	NA	175.79	7.33	NA	168.46	NA	16.9	-127
MW-1	04/09/2001	<50.0	<0.500	<0.500	<0.500	0.927	<2.50	NA	NA	NA	NA	NA	NA	175.79	7.68	NA	168.11	NA	12.8	-117
MW-1	07/24/2001	<50	4.0	0.65	0.53	1.3	NA	<5.0	NA	NA	NA	NA	NA	175.79	8.00	NA	167.79	NA	>20	43
MW-1	10/31/2001	<50	4.4	<0.50	<0.50	0.98	NA	<5.0	NA	NA	NA	NA	NA	175.79	7.94	NA	167.85	NA	13.6	123
MW-1	01/10/2002	<50	2.2	<0.50	<0.50	1.2	NA	6.1	NA	NA	NA	NA	NA	175.79	7.63	NA	168.16	NA	0.1	63
MW-1	04/25/2002	<50	2.0	<0.50	<0.50	<0.50	NA	<5.0	NA	NA	NA	NA	NA	175.79	7.76	NA	168.03	NA	0.3	54
MW-1	07/18/2002	<50	6.1	<0.50	<0.50	0.98	NA	<5.0	NA	NA	NA	NA	NA	175.79	8.29	NA	167.50	NA	1.1	32
MW-1	10/07/2002	500	17	14	11	60	NA	9.0	NA	NA	NA	NA	NA	175.76	8.34	NA	167.42	NA	2.8	-26
MW-1	01/06/2003	<50	12	<0.50	0.73	0.58	NA	14	NA	NA	NA	NA	NA	175.76	7.18	NA	168.58	NA	0.5	-22
MW-1	04/07/2003	<50	<0.50	<0.50	<0.50	<1.0	NA	12	NA	NA	NA	<5.0	NA	175.76	7.75	NA	168.01	NA	0.7	-24
MW-1	07/07/2003	<50	6.6	<0.50	<0.50	<1.0	NA	8.1	NA	NA	NA	<5.0	NA	175.76	7.75	NA	168.01	NA	0.5	16
MW-1	10/09/2003	<50	1.9	<0.50	<0.50	<1.0	NA	22	NA	NA	NA	<5.0	NA	175.76	8.45	NA	167.31	NA	0.7	80
MW-1	01/14/2004	<100	19	<1.0	<1.0	<2.0	NA	180	NA	NA	NA	63	NA	175.76	7.45	NA	168.31	NA	0.8	242
MW-1	04/28/2004	<50	2.1	<0.50	<0.50	<1.0	NA	110	NA	NA	NA	33	NA	175.76	8.25	NA	167.51	NA	0.5	64
MW-1	07/12/2004	<50	2.5	<0.50	<0.50	<1.0	NA	120	<2.0	<2.0	<2.0	26	<50	175.76	6.20	NA	169.56	NA	0.5	72
MW-1	10/25/2004	<500	<5.0	<5.0	<5.0	<10	NA	550	NA	NA	NA	240	NA	175.76	7.98	NA	167.78	NA	3.15	-72
MW-1	01/17/2005	<250	8.0	<2.5	<2.5	<5.0	NA	500	NA	NA	NA	310	NA	175.76	7.42	NA	168.34	NA	0.2	9
MW-1	04/06/2005	<250	<2.5	<2.5	<2.5	<5.0	NA	230	NA	NA	NA	330*	NA	175.76	8.15	NA	167.61	NA	2.49	143
MW-1	07/08/2005	<50	<0.50	<0.50	<0.50	<0.50	NA	380	<0.50	<0.50	<0.50	510	<5.0	175.76	7.45	NA	168.31	NA	1.1	12
MW-1	10/07/2005	<500 c	<5.0	<5.0	<5.0	<10	NA	1,600	NA	NA	NA	1,600	NA	175.76	7.72	NA	168.04	NA	NA	NA
MW-1	01/27/2006	1,720	6.92	<0.500	<0.500	<0.500	NA	1,270	NA	NA	NA	1,380	NA	175.76	6.68	NA	169.08	NA	NA	NA
MW-1	04/28/2006	2,420	6.90	1.19	<0.500	0.980	NA	2,080	NA	NA	NA	1,870	NA	175.76	6.67	NA	169.09	NA	NA	NA
MW-1	07/28/2006	3,230	2.06	<0.500	<0.500	<0.500	NA	1,770	<0.500	<0.500	1.14	1,730	<50.0	175.76	7.65	NA	168.11	NA	NA	NA
MW-1	10/27/2006	1,020	3.22	<0.500	1.72	<0.500	NA	690	NA	NA	NA	884	NA	175.76	7.90	NA	167.86	NA	NA	NA
MW-1	01/10/2007	1,100	3.0	<0.50	<0.50	<1.0	NA	2,300	NA	NA	NA	2,900	NA	175.76	7.62	NA	168.14	NA	NA	NA
MW-1	04/13/2007	620 g,h	7.1	0.24 i	<1.0	<1.0	NA	2,800	NA	NA	NA	3,600	NA	175.76	6.98	NA	168.78	NA	NA	NA
MW-1	07/09/2007	960 g,h	4.3 i	<20	<20	<20	NA	1,900	<40	<40	<40	2,100	<2,000	175.76	7.60	NA	168.16	NA	NA	NA
MW-1	10/08/2007	590 g,h	5.9 i	<20	<20	<20	NA	3,200	NA	NA	NA	2,200	NA	175.76	8.05	NA	167.71	NA	NA	NA
MW-2	11/17/1993	31,000	9,400	4,600	1,000	3,900	NA	NA	NA	NA	NA	NA	NA	170.91	12.31	NA	158.60	NA	NA	NA

WELL CONCENTRATIONS
Former Shell-branded Service Station
4255 MacArthur Boulevard
Oakland, CA

Well ID	Date	TPPH (ug/L)	B (ug/L)	T (ug/L)	E (ug/L)	X (ug/L)	MTBE 8020 (ug/L)	MTBE 8260 (ug/L)	DIPE (ug/L)	ETBE (ug/L)	TAME (ug/L)	TBA (ug/L)	Ethanol (ug/L)	TOC (MSL)	Depth to Water (ft.)	Depth to SPH (ft.)	GW Elevation (MSL)	SPH Thickness (ft.)	DO Reading (ppm)	ORP Reading (mV)
MW-2	01/20/1994	40,000	6,900	5,600	780	4,100	NA	NA	NA	NA	NA	NA	NA	170.91	11.48	NA	159.43	NA	NA	NA
MW-2 (D)	01/20/1994	41,000	7,200	6,200	900	4,800	NA	NA	NA	NA	NA	NA	NA	170.91	11.48	NA	159.43	NA	NA	NA
MW-2	04/25/1994	60,000	9,300	6,100	1,400	6,200	NA	NA	NA	NA	NA	NA	NA	170.91	10.84	NA	160.07	NA	NA	NA
MW-2	07/07/1994	280,000a	40,000	26,000	8,100	32,000	NA	NA	NA	NA	NA	NA	NA	170.91	11.89	NA	159.02	NA	NA	NA
MW-2 (D)	07/07/1994	53,000	13,000	6,600	2,000	8,400	NA	NA	NA	NA	NA	NA	NA	170.91	11.89	NA	159.02	NA	NA	NA
MW-2	10/27/1994	130,000	14,000	12,000	2,400	13,000	NA	NA	NA	NA	NA	NA	NA	170.91	12.89	NA	158.02	NA	NA	NA
MW-2 (D)	10/27/1994	390,000	8,800	7,000	1,700	11,000	NA	NA	NA	NA	NA	NA	NA	170.91	12.89	NA	158.02	NA	NA	NA
MW-2	11/17/1994	NA	NA	NA	NA	NA	NA	NA	NA	NA	NA	NA	NA	170.91	9.11	NA	161.80	NA	NA	NA
MW-2	11/28/1994	NA	NA	NA	NA	NA	NA	NA	NA	NA	NA	NA	NA	170.91	9.22	NA	161.69	NA	NA	NA
MW-2	01/13/1995	75,000	5,900	12,000	3,100	17,000	NA	NA	NA	NA	NA	NA	NA	170.91	8.10	NA	162.81	NA	NA	NA
MW-2	04/12/1995	100,000	8,500	11,000	2,400	12,000	NA	NA	NA	NA	NA	NA	NA	170.91	10.12	NA	160.79	NA	NA	NA
MW-2 (D)	04/12/1995	80,000	4,200	9,300	2,500	12,000	NA	NA	NA	NA	NA	NA	NA	170.91	10.12	NA	160.79	NA	NA	NA
MW-2	07/25/1995	NA	NA	NA	NA	NA	NA	NA	NA	NA	NA	NA	NA	170.91	11.53	NA	159.80	0.52	NA	NA
MW-2	10/18/1995	NA	NA	NA	NA	NA	NA	NA	NA	NA	NA	NA	NA	170.91	14.02	NA	156.99	0.13	NA	NA
MW-2	01/17/1996	NA	NA	NA	NA	NA	NA	NA	NA	NA	NA	NA	NA	170.91	10.27	NA	160.78	0.17	NA	NA
MW-2	04/25/1996	NA	NA	NA	NA	NA	NA	NA	NA	NA	NA	NA	NA	170.91	11.68	NA	159.25	0.03	NA	NA
MW-2	07/17/1996	NA	NA	NA	NA	NA	NA	NA	NA	NA	NA	NA	NA	170.91	12.78	NA	158.81	0.48	NA	NA
MW-2	10/01/1996	NA	NA	NA	NA	NA	NA	NA	NA	NA	NA	NA	NA	170.91	14.21	NA	156.70	0.28	NA	NA
MW-2	01/22/1997	NA	NA	NA	NA	NA	NA	NA	NA	NA	NA	NA	NA	170.91	10.92	NA	160.08	0.11	NA	NA
MW-2	04/08/1997	NA	NA	NA	NA	NA	NA	NA	NA	NA	NA	NA	NA	170.91	14.12	NA	156.95	0.20	NA	NA
MW-2	07/08/1997	NA	NA	NA	NA	NA	NA	NA	NA	NA	NA	NA	NA	170.91	14.98	NA	156.08	0.19	NA	NA
MW-2	10/08/1997	NA	NA	NA	NA	NA	NA	NA	NA	NA	NA	NA	NA	170.91	12.97	NA	157.98	0.05	NA	NA
MW-2	01/08/1998	NA	NA	NA	NA	NA	NA	NA	NA	NA	NA	NA	NA	170.91	12.54	NA	158.43	0.08	NA	NA
MW-2	04/13/1998	180,000	2,800	5,200	2,400	13,000	71,000	NA	NA	NA	NA	NA	NA	170.91	10.05	NA	160.86	NA	NA	NA
MW-2	07/17/1998	NA	NA	NA	NA	NA	NA	NA	NA	NA	NA	NA	NA	170.91	11.75	NA	159.24	0.10	NA	NA
MW-2	10/02/1998	NA	NA	NA	NA	NA	NA	NA	NA	NA	NA	NA	NA	170.91	16.78	NA	154.22	0.11	NA	NA
MW-2	02/03/1999	NA	NA	NA	NA	NA	NA	NA	NA	NA	NA	NA	NA	170.91	9.90	9.82	161.07	0.08	NA	NA
MW-2	04/29/1999	NA	NA	NA	NA	NA	NA	NA	NA	NA	NA	NA	NA	170.91	9.86	9.81	161.09	0.05	NA	NA
MW-2	07/23/1999	65,800	6,500	4,480	1,960	8,960	46,600	58,500*	NA	NA	NA	NA	NA	170.91	14.45	NA	156.46	NA	1.4	NA
MW-2	11/01/1999	NA	NA	NA	NA	NA	NA	NA	NA	NA	NA	NA	NA	170.91	11.84	11.81	159.09	0.03	NA	NA
MW-2	01/17/2000	46,000	6,000	2,400	1,500	5,500	50,000	31,000	NA	NA	NA	NA	NA	170.91	11.00	NA	159.91	NA	1.3	-54
MW-2	04/17/2000	96,300	8,150	10,200	2,820	14,900	112,000	108,000	NA	NA	NA	NA	NA	170.91	11.06	NA	159.85	NA	2.6	125

WELL CONCENTRATIONS
Former Shell-branded Service Station
4255 MacArthur Boulevard
Oakland, CA

Well ID	Date	TPPH (ug/L)	B (ug/L)	T (ug/L)	E (ug/L)	X (ug/L)	MTBE 8020 (ug/L)	MTBE 8260 (ug/L)	DIPE (ug/L)	ETBE (ug/L)	TAME (ug/L)	TBA (ug/L)	Ethanol (ug/L)	TOC (MSL)	Depth to Water (ft.)	Depth to SPH (ft.)	GW Elevation (MSL)	SPH Thickness (ft.)	DO Reading (ppm)	ORP Reading (mV)
MW-2	07/26/2000	72,400	8,680	5,620	2,810	13,400	66,200	46,300	NA	NA	NA	NA	NA	170.91	12.82	NA	158.09	NA	2.2	113
MW-2	10/12/2000	63,200	5,840	4,180	2,310	11,100	61,200	66,600	NA	NA	NA	NA	NA	170.91	11.32	NA	159.59	NA	0.4	55
MW-2	01/15/2001	59,700	2,630	4,800	2,050	11,500	44,400	5,080	NA	NA	NA	NA	NA	170.91	10.19	NA	160.72	NA	1.1	-22
MW-2	04/09/2001	56,900	1,860	2,550	1,810	9,720	40,000	46,600	NA	NA	NA	NA	NA	170.91	11.15	NA	159.76	NA	1.0	-55
MW-2	07/24/2001	84,000	3,000	4,600	2,500	13,000	NA	41,000	NA	NA	NA	NA	NA	170.91	11.67	NA	159.24	NA	0.2	53
MW-2	10/31/2001	45,000	2,200	3,000	1,500	7,700	NA	29,000	<50	<50	<50	51,000	<500	170.91	11.04	NA	159.87	NA	1.2	-17
MW-2	01/10/2002	28,000	840	740	760	3,300	NA	32,000	NA	NA	NA	NA	NA	170.91	9.58	NA	161.33	NA	2.1	-76
MW-2	04/25/2002	41,000	1,900	2,000	1,200	6,900	NA	17,000	NA	NA	NA	NA	NA	170.91	11.40	NA	159.51	NA	0.8	-95
MW-2	07/18/2002	87,000	2,000	2,200	1,400	10,000	NA	19,000	NA	NA	NA	NA	NA	170.91	12.68	NA	158.23	NA	0.7	-34
MW-2	10/07/2002	110,000	3,900	6,700	2,700	15,000	NA	20,000	NA	NA	NA	NA	NA	170.88	11.58	NA	159.30	NA	1.4	-52
MW-2	01/06/2003	65,000	2,400	3,500	1,400	8,600	NA	26,000	NA	NA	NA	NA	NA	170.88	9.09	NA	161.79	NA	0.4	40
MW-2	04/07/2003	57,000	1,900	2,500	1,700	8,600	NA	37,000	NA	NA	NA	34,000	NA	170.88	11.08	NA	159.80	NA	1.0	60
MW-2	07/07/2003	34,000	4,000	4,200	1,600	8,500	NA	51,000	NA	NA	NA	44,000	NA	170.88	11.27	NA	159.61	NA	1.3	-17
MW-2	10/09/2003	NA	NA	NA	NA	NA	NA	NA	NA	NA	NA	NA	NA	170.88	11.64	11.61	159.26	0.03	NA	NA
MW-2	10/20/2003	NA	NA	NA	NA	NA	NA	NA	NA	NA	NA	NA	NA	170.88	11.88	11.84	159.03	0.04	NA	NA
MW-2	01/14/2004	NA	NA	NA	NA	NA	NA	NA	NA	NA	NA	NA	NA	170.88	10.96	10.95	159.93	0.01	NA	NA
MW-2	04/28/2004	35,000	2,200	2,200	2,300	8,200	NA	26,000	NA	NA	NA	28,000	NA	170.88	11.05	NA	159.83	NA	0.1	-96
MW-2	07/12/2004	NA	NA	NA	NA	NA	NA	NA	NA	NA	NA	NA	NA	170.88	12.12	12.09	158.78	0.03	NA	NA
MW-2	10/25/2004	60,000	2,900	2,300	2,300	7,600	NA	27,000	NA	NA	NA	26,000	NA	170.88	11.23	NA	159.65	NA	1.62	-69
MW-2	01/17/2005	62,000	1,900	1,800	1,800	5,700	NA	22,000	NA	NA	NA	21,000	NA	170.88	8.78	NA	162.10	NA	0.8	-102
MW-2	04/06/2005	40,000	1,500	940	1,600	2,900	NA	23,000	NA	NA	NA	23,000	NA	170.88	9.23	NA	161.65	NA	0.60	-104
MW-2	07/08/2005	50,000	2,300	1,500	1,700	6,600	NA	24,000	<150	<150	<150	25,000	<1,500	170.88	10.99	10.97	159.91	0.02	0.01	-41
MW-2	10/07/2005	NA	NA	NA	NA	NA	NA	NA	NA	NA	NA	NA	NA	170.88	12.15	12.13	158.75	0.02	NA	NA
MW-2	01/27/2006	56,800	1,270	1,280	1,520	5,370	NA	8,210	NA	NA	NA	10,600	NA	170.88	9.55	NA	161.33	NA	NA	NA
MW-2	03/16/2006	82,100	1,230	1,310	1,350	4,630	NA	9,020	NA	NA	NA	9,690	NA	170.88	8.10	NA	162.78	NA	NA	NA
MW-2	04/28/2006	81,400	1,200	1,610	1,660	5,580	NA	10,800	NA	NA	NA	11,100	NA	170.88	9.25	NA	161.63	NA	NA	NA
MW-2	05/15/2006	119,000	2,210	3,800	2,330	8,900	NA	15,600	NA	NA	NA	12,200	NA	170.88	10.28	NA	160.60	NA	NA	NA
MW-2	06/19/2006	121,000	1,680	3,830	2,990	12,400	NA	10,700	NA	NA	NA	9,310	NA	170.88	10.90	NA	159.98	NA	NA	NA
MW-2	07/28/2006	172,000	3,590	3,450	2,840	8,210	NA	22,800	<0.500	<0.500	<0.500	11,300	<50.0	170.88	11.84	NA	159.04	NA	NA	NA
MW-2	08/31/2006	91,200	1,590	3,710	2,570	11,700	NA	3,520	NA	NA	NA	3,940	NA	170.88	18.03	NA	152.85	NA	NA	NA
MW-2	09/26/2006	50,000	2,300	1,300	1,600	6,700	NA	17,000	NA	NA	NA	19,000	NA	170.88	10.23	NA	160.65	NA	NA	NA
MW-2	10/27/2006	159,000	5,200	3,890	2,600	12,500	NA	18,100	NA	NA	NA	9,230	NA	170.88	12.11	NA	158.77	NA	NA	NA

WELL CONCENTRATIONS
Former Shell-branded Service Station
4255 MacArthur Boulevard
Oakland, CA

Well ID	Date	TPPH (ug/L)	B (ug/L)	T (ug/L)	E (ug/L)	X (ug/L)	MTBE 8020 (ug/L)	MTBE 8260 (ug/L)	DIPE (ug/L)	ETBE (ug/L)	TAME (ug/L)	TBA (ug/L)	Ethanol (ug/L)	TOC (MSL)	Depth to Water (ft.)	Depth to SPH (ft.)	GW Elevation (MSL)	SPH Thickness (ft.)	DO Reading (ppm)	ORP Reading (mV)
MW-2	11/22/2006	53,000	1,500	960	1,800	7,100	NA	9,600	NA	NA	NA	12,000	NA	170.88	11.35	NA	159.53	NA	NA	NA
MW-2	12/26/2006	Well inaccessible		NA	NA	NA	NA	NA	NA	NA	NA	NA	NA	170.88	NA	NA	NA	NA	NA	NA
MW-2	01/10/2007	45,000	2,700	1,700	1,400	5,800	NA	13,000	NA	NA	NA	11,000	NA	170.88	10.21	NA	160.67	NA	NA	NA
MW-2	02/19/2007	13,000	1,800	1,900	1,500	5,900	NA	7,400	NA	NA	NA	11,000	NA	170.88	9.22	NA	161.66	NA	NA	NA
MW-2	03/16/2007	52,000	2,600	2,300	2,000	7,300	NA	9,100	NA	NA	NA	12,000	NA	170.88	9.88	NA	161.00	NA	NA	NA
MW-2	04/13/2007	60,000 g	2,200	2,100	2,300	7,900	NA	13,000	NA	NA	NA	20,000	NA	170.88	10.61	10.59	160.29	0.02	NA	NA
MW-2	07/09/2007	NA	NA	NA	NA	NA	NA	NA	NA	NA	NA	NA	NA	170.88	11.77	11.66	159.20	0.11	NA	NA
MW-2	10/08/2007	NA	NA	NA	NA	NA	NA	NA	NA	NA	NA	NA	NA	170.88	12.70	12.51	158.33	0.19	NA	NA

MW-3	11/17/1993	18,000	5,400	660	720	2,200	NA	NA	NA	NA	NA	NA	NA	174.61	15.40	NA	159.21	NA	NA	NA
MW-3	01/20/1994	55,000	13,000	2,600	2,200	6,500	NA	NA	NA	NA	NA	NA	NA	174.61	14.61	NA	160.00	NA	NA	NA
MW-3	04/25/1994	96,000	11,000	1,600	3,100	9,900	NA	NA	NA	NA	NA	NA	NA	174.61	13.12	NA	161.49	NA	NA	NA
MW-3 (D)	04/25/1994	78,000	12,000	1,900	2,600	7,300	NA	NA	NA	NA	NA	NA	NA	174.61	13.12	NA	161.49	NA	NA	NA
MW-3	07/07/1994	NA	NA	NA	NA	NA	NA	NA	NA	NA	NA	NA	NA	174.61	14.54	NA	160.07	0.02	NA	NA
MW-3	10/27/1994	NA	NA	NA	NA	NA	NA	NA	NA	NA	NA	NA	NA	174.61	15.62	NA	159.03	0.05	NA	NA
MW-3	11/17/1994	NA	NA	NA	NA	NA	NA	NA	NA	NA	NA	NA	NA	174.61	13.83	NA	160.78	NA	NA	NA
MW-3	11/28/1994	NA	NA	NA	NA	NA	NA	NA	NA	NA	NA	NA	NA	174.61	14.02	NA	160.59	NA	NA	NA
MW-3	01/13/1995	180,000	3,200	2,700	1,700	5,200	NA	NA	NA	NA	NA	NA	NA	174.61	12.13	NA	162.48	NA	NA	NA
MW-3 (D)	01/13/1995	23,000	4,000	690	960	3,000	NA	NA	NA	NA	NA	NA	NA	174.61	12.13	NA	162.48	NA	NA	NA
MW-3	04/12/1995	56,000	8,700	1,500	2,100	6,300	NA	NA	NA	NA	NA	NA	NA	174.61	12.96	NA	161.65	NA	NA	NA
MW-3	07/25/1995	NA	NA	NA	NA	NA	NA	NA	NA	NA	NA	NA	NA	174.61	14.28	NA	160.38	0.06	NA	NA
MW-3	10/18/1995	NA	NA	NA	NA	NA	NA	NA	NA	NA	NA	NA	NA	174.61	15.88	NA	158.77	0.05	NA	NA
MW-3	01/17/1996	NA	NA	NA	NA	NA	NA	NA	NA	NA	NA	NA	NA	174.61	13.86	NA	160.94	0.24	NA	NA
MW-3	04/25/1996	NA	NA	NA	NA	NA	NA	NA	NA	NA	NA	NA	NA	174.61	13.82	NA	160.81	0.02	NA	NA
MW-3	07/17/1996	NA	NA	NA	NA	NA	NA	NA	NA	NA	NA	NA	NA	174.61	16.11	NA	158.52	0.03	NA	NA
MW-3	10/01/1996	46,000	7,300	530	1,700	3,900	3,200	NA	NA	NA	NA	NA	NA	174.61	16.56	NA	158.05	NA	NA	NA
MW-3 (D)	10/01/1996	47,000	7,100	530	1,700	4,000	2,900	NA	NA	NA	NA	NA	NA	174.61	16.56	NA	158.05	NA	NA	NA
MW-3	01/22/1997	82,000	5,200	1,300	2,800	8,900	1,100	NA	NA	NA	NA	NA	NA	174.61	13.07	NA	161.54	NA	NA	NA
MW-3 (D)	01/22/1997	61,000	8,400	1,100	2,300	7,000	2,700	NA	NA	NA	NA	NA	NA	174.61	13.07	NA	161.54	NA	NA	NA
MW-3	04/08/1997	NA	NA	NA	NA	NA	NA	NA	NA	NA	NA	NA	NA	174.61	17.09	NA	157.54	0.03	NA	NA
MW-3	07/08/1997	56,000	8,800	580	2,000	4,900	2,800	NA	NA	NA	NA	NA	NA	174.61	15.85	NA	158.76	NA	NA	NA
MW-3	10/08/1997	48,000	8,000	590	1,700	3,400	5,100	NA	NA	NA	NA	NA	NA	174.61	16.22	NA	158.39	NA	NA	NA

WELL CONCENTRATIONS
Former Shell-branded Service Station
4255 MacArthur Boulevard
Oakland, CA

Well ID	Date	TPPH (ug/L)	B (ug/L)	T (ug/L)	E (ug/L)	X (ug/L)	MTBE 8020 (ug/L)	MTBE 8260 (ug/L)	DIPE (ug/L)	ETBE (ug/L)	TAME (ug/L)	TBA (ug/L)	Ethanol (ug/L)	TOC (MSL)	Depth to Water (ft.)	Depth to SPH (ft.)	GW Elevation (MSL)	SPH Thickness (ft.)	DO Reading (ppm)	ORP Reading (mV)
MW-3	01/08/1998	47,000	9,400	810	2,300	4,700	6,300	NA	NA	NA	NA	NA	NA	174.61	13.80	NA	160.81	NA	NA	NA
MW-3 (D)	01/08/1998	48,000	8,100	750	2,000	4,100	5,800	NA	NA	NA	NA	NA	NA	174.61	13.80	NA	160.81	NA	NA	NA
MW-3	04/13/1998	32,000	6,800	540	1,400	3,400	4,000	NA	NA	NA	NA	NA	NA	174.61	12.97	NA	161.64	NA	NA	NA
MW-3 (D)	04/13/1998	36,000	7,300	660	1,600	3,700	4,000	NA	NA	NA	NA	NA	NA	174.61	12.97	NA	161.64	NA	NA	NA
MW-3	07/17/1998	71,000	11,000	590	2,200	6,900	3,900	NA	NA	NA	NA	NA	NA	174.61	11.51	NA	163.10	NA	NA	NA
MW-3 (D)	07/17/1998	76,000	12,000	700	2,600	8,000	3,000	NA	NA	NA	NA	NA	NA	174.61	11.51	NA	163.10	NA	NA	NA
MW-3	10/02/1998	66,000	8,900	510	2,000	4,900	4,600	NA	NA	NA	NA	NA	NA	174.61	16.50	NA	158.11	NA	NA	NA
MW-3 (D)	10/02/1998	59,000	9,400	460	2,000	4,900	4,700	NA	NA	NA	NA	NA	NA	174.61	16.50	NA	158.11	NA	NA	NA
MW-3	02/03/1999	36,000	6,800	300	1,600	2,900	18,000	NA	NA	NA	NA	NA	NA	174.61	15.21	NA	159.40	NA	1.3	NA
MW-3	04/29/1999	45,000	8,100	580	2,200	5,800	4,700	5,150	NA	NA	NA	NA	NA	174.61	15.43	NA	159.18	NA	1.5	-68
MW-3	07/23/1999	29,400	3,540	215	810	3,800	4,720	6,950*	NA	NA	NA	NA	NA	174.61	14.95	NA	159.66	NA	1.3	NA
MW-3	11/01/1999	20,000	4,190	294	1,060	1,740	5,540	8,590	NA	NA	NA	NA	NA	174.61	14.66	NA	159.95	NA	0.6	-110
MW-3	01/17/2000	17,000	3,900	89	1,100	1,200	7,900	NA	NA	NA	NA	NA	NA	174.61	13.94	NA	160.67	NA	1.3	-40
MW-3	04/17/2000	28,100	5,240	247	1,540	2,750	16,600	NA	NA	NA	NA	NA	NA	174.61	14.00	NA	160.61	NA	1.1	-86
MW-3	07/26/2000	24,300	6,680	159	1,610	1,640	17,100	NA	NA	NA	NA	NA	NA	174.61	13.72	NA	160.89	NA	0.9	-70
MW-3	10/12/2000	14,300	2,630	86.7	241	1,360	16,300	NA	NA	NA	NA	NA	NA	174.61	14.15	NA	160.46	NA	0.9	50
MW-3	01/15/2001	22,100	4,400	266	977	2,990	13,200	NA	NA	NA	NA	NA	NA	174.61	13.05	NA	161.56	NA	1.3	-40
MW-3	04/09/2001	33,800	7,100	147	1,700	2,660	13,000	NA	NA	NA	NA	NA	NA	174.61	13.59	NA	161.02	NA	0.6	-56
MW-3	07/24/2001	220,000	5,600	1,900	4,400	19,000	NA	12,000	NA	NA	NA	NA	NA	174.61	14.43	NA	160.18	NA	0.4	29
MW-3	10/31/2001	65,000	2,700	510	1,800	7,200	NA	9,800	<20	<20	<20	5,200	<500	174.61	14.59	NA	160.02	NA	0.9	-27
MW-3	01/10/2002	66,000	2,400	490	1,700	6,600	NA	5,500	NA	NA	NA	NA	NA	174.61	12.65	NA	161.96	NA	1.7	-76
MW-3	04/25/2002	55,000	4,600	460	2,400	6,900	NA	8,100	NA	NA	NA	NA	NA	174.61	14.13	NA	160.48	NA	1.2	-96
MW-3	07/18/2002	56,000	3,300	270	1,700	5,000	NA	8,400	NA	NA	NA	NA	NA	174.61	15.48	15.45	159.15	0.03	0.8	-41
MW-3	10/07/2002	NA	NA	NA	NA	NA	NA	NA	NA	NA	NA	NA	NA	174.59	14.60	14.40	160.15	0.20	NA	NA
MW-3	01/06/2003	57,000	3,200	330	1,800	5,400	NA	5,100	NA	NA	NA	NA	NA	174.59	11.62	11.60	162.99	0.02	0.4	33
MW-3	04/07/2003	57,000	6,200	500	2,400	6,700	NA	8,200	NA	NA	NA	3,900	NA	174.59	13.80	NA	160.79	NA	0.5	61
MW-3	07/07/2003	28,000	4,900	300	1,500	4,100	NA	7,900	NA	NA	NA	4,700	NA	174.59	14.00	NA	160.59	NA	1.0	-11
MW-3	10/09/2003	NA	NA	NA	NA	NA	NA	NA	NA	NA	NA	NA	NA	174.59	14.44	14.36	160.21	0.08	NA	NA
MW-3	10/20/2003	NA	NA	NA	NA	NA	NA	NA	NA	NA	NA	NA	NA	174.59	14.68	14.61	159.97	0.07	NA	NA
MW-3	01/14/2004	NA	NA	NA	NA	NA	NA	NA	NA	NA	NA	NA	NA	174.59	12.47	12.45	162.14	0.02	NA	NA
MW-3	04/28/2004	32,000	7,300	190	2,100	4,300	NA	3,700	NA	NA	NA	2,500	NA	174.59	13.66	NA	160.93	NA	0.1	-16
MW-3	07/12/2004	NA	NA	NA	NA	NA	NA	NA	NA	NA	NA	NA	NA	174.59	14.87	14.83	159.75	0.04	NA	NA

WELL CONCENTRATIONS
Former Shell-branded Service Station
4255 MacArthur Boulevard
Oakland, CA

Well ID	Date	TPPH (ug/L)	B (ug/L)	T (ug/L)	E (ug/L)	X (ug/L)	MTBE 8020 (ug/L)	MTBE 8260 (ug/L)	DIPE (ug/L)	ETBE (ug/L)	TAME (ug/L)	TBA (ug/L)	Ethanol (ug/L)	TOC (MSL)	Depth to Water (ft.)	Depth to SPH (ft.)	GW Elevation (MSL)	SPH Thickness (ft.)	DO Reading (ppm)	ORP Reading (mV)
MW-3	10/25/2004	49,000	5,100	61	1,800	3,600	NA	5,400	NA	NA	NA	2,700	NA	174.59	14.12	NA	160.47	NA	2.70	-59
MW-3	01/17/2005	57,000	8,000	190	2,000	4,000	NA	4,600	NA	NA	NA	3,300	NA	174.59	10.59	NA	164.00	NA	0.2	-18
MW-3	04/06/2005	57,000	7,300	180	2,200	3,300	NA	4,100	NA	NA	NA	2,700	NA	174.59	10.58	NA	164.01	NA	0.95	-77
MW-3	07/08/2005	28,000	2,900	47	1,100	2,000	NA	2,800	<20	<20	<20	1,900	<200	174.59	13.46	NA	161.13	NA	0.1	-51
MW-3	10/07/2005	23,000	3,200	39	960	1,300	NA	2,600	NA	NA	NA	1,900	NA	174.59	14.76	NA	159.83	NA	NA	NA
MW-3	01/27/2006	38,500	6,520	139	1,350	2,160	NA	1,940	NA	NA	NA	1,490	NA	174.59	11.69	NA	162.90	NA	NA	NA
MW-3	03/16/2006	65,100	5,280	181	1,580	2,520	NA	2,410	NA	NA	NA	12,300	NA	174.59	10.08	NA	164.51	NA	NA	NA
MW-3	04/28/2006	<1000	4,330	157	1,480	2,690	NA	2,470	NA	NA	NA	1,520	NA	174.59	3.31	NA	171.28	NA	NA	NA
MW-3	05/15/2006	69,600	6,100	159	1,690	2,640	NA	3,520	NA	NA	NA	1,720	NA	174.59	12.69	NA	161.90	NA	NA	NA
MW-3	06/19/2006	103,000	5,070	117	2,210	3,950	NA	2,790	NA	NA	NA	1,080	NA	174.59	13.28	NA	161.31	NA	NA	NA
MW-3	07/28/2006	86,600	4,890	85.7	1,570	2,250	NA	2,790	7.28	<0.500	<0.500	1,260	<50.0	174.59	14.72	NA	159.87	NA	NA	NA
MW-3	08/31/2006	45,700	4,600	204	1,740	2,680	NA	2,580	NA	NA	NA	1,520	NA	174.59	14.75	NA	159.84	NA	NA	NA
MW-3	09/26/2006	29,000	3,900	76	1,500	2,100	NA	2,700	NA	NA	NA	1,500	NA	174.59	14.97	NA	159.62	NA	NA	NA
MW-3	10/27/2006	41,000	3,690	65.2	1,210	1,650	NA	1,760	NA	NA	NA	867 d	NA	174.59	15.00	NA	159.59	NA	NA	NA
MW-3	11/22/2006	30,000	3,300	51	810	1,500	NA	1,900	NA	NA	NA	1,300	NA	174.59	14.26	NA	160.33	NA	NA	NA
MW-3	12/26/2006	31,000	2,500	56	1,100	1,500	NA	2,200	NA	NA	NA	2,000	NA	174.59	12.52	NA	162.07	NA	NA	NA
MW-3	01/10/2007	18,000	2,600	43	750	940	NA	2,100	NA	NA	NA	2,100	NA	174.59	12.81	NA	161.78	NA	NA	NA
MW-3	02/19/2007	27,000	3,800	110	1,200	1,500	NA	2,400	NA	NA	NA	3,200	NA	174.59	11.65	NA	162.94	NA	NA	NA
MW-3	03/16/2007	25,000	4,000	80	1,300	1,500	NA	2,100	NA	NA	NA	2,400	NA	174.59	12.20	NA	162.39	NA	NA	NA
MW-3	04/13/2007	30,000 g	4,400	73	1,500	1,920	NA	2,800	NA	NA	NA	3,900	NA	174.59	13.37	NA	161.22	NA	NA	NA
MW-3	07/09/2007	25,000 g	3,800	57	1,400	1,456	NA	1,900	<100	<100	<100	1,500	<5,000	174.59	14.30	NA	160.29	NA	NA	NA
MW-3	10/08/2007	20,000 g	3,200	35 i	1,300	1,124 i	NA	1,700	NA	NA	NA	1,500	NA	174.59	15.19	15.18	159.41	0.01	NA	NA
MW-4	11/17/1994	NA	NA	NA	NA	NA	NA	NA	NA	NA	NA	NA	NA	164.06	6.62	NA	157.44	NA	NA	NA
MW-4	11/28/1994	2,900	200	17	76	260	NA	NA	NA	NA	NA	NA	NA	164.06	6.11	NA	157.95	NA	NA	NA
MW-4	01/13/1995	1,900	130	5.6	13	40	NA	NA	NA	NA	NA	NA	NA	164.06	6.05	NA	158.01	NA	NA	NA
MW-4	04/12/1995	680	150	<2.0	10	13	NA	NA	NA	NA	NA	NA	NA	164.06	6.31	NA	157.75	NA	NA	NA
MW-4	07/25/1995	340	100	0.8	8.8	3	NA	NA	NA	NA	NA	NA	NA	164.06	7.36	NA	156.70	NA	NA	NA
MW-4	10/18/1995	150	31	<0.5	3.5	0.8	NA	NA	NA	NA	NA	NA	NA	164.06	8.54	NA	155.52	NA	NA	NA
MW-4	01/17/1996	290	14	<0.5	1.8	0.8	NA	NA	NA	NA	NA	NA	NA	164.06	8.48	NA	155.58	NA	NA	NA
MW-4	04/25/1996	<500	65	<5	<5	<5	1,700	NA	NA	NA	NA	NA	NA	164.06	7.40	NA	156.66	NA	NA	NA
MW-4 (D)	04/25/1996	<500	66	<5	8.7	<5	1,500	NA	NA	NA	NA	NA	NA	164.06	7.40	NA	156.66	NA	NA	NA

WELL CONCENTRATIONS
Former Shell-branded Service Station
4255 MacArthur Boulevard
Oakland, CA

Well ID	Date	TPPH (ug/L)	B (ug/L)	T (ug/L)	E (ug/L)	X (ug/L)	MTBE 8020 (ug/L)	MTBE 8260 (ug/L)	DIPE (ug/L)	ETBE (ug/L)	TAME (ug/L)	TBA (ug/L)	Ethanol (ug/L)	TOC (MSL)	Depth to Water (ft.)	Depth to SPH (ft.)	GW Elevation (MSL)	SPH Thickness (ft.)	DO Reading (ppm)	ORP Reading (mV)
MW-4	07/17/1996	<500	84	<5.0	6.5	<5.0	1,500	NA	NA	NA	NA	NA	NA	164.06	7.75	NA	156.31	NA	NA	NA
MW-4 (D)	07/17/1996	<500	54	<5.0	<5.0	<5.0	1,700	2,100	NA	NA	NA	NA	NA	164.06	7.75	NA	156.31	NA	NA	NA
MW-4	10/01/1996	<500	1.9	<5.0	<5.0	<5.0	3,000	NA	NA	NA	NA	NA	NA	164.06	8.82	NA	155.24	NA	NA	NA
MW-4	01/22/1997	580	130	<2.5	18	5.2	1,200	NA	NA	NA	NA	NA	NA	164.06	7.51	NA	156.55	NA	NA	NA
MW-4	04/08/1997	770	200	7	26	55	1,500	8	NA	NA	NA	NA	NA	164.06	7.18	NA	156.88	NA	NA	NA
MW-4	07/08/1997	570	78	<5.0	14	11	1,200	NA	NA	NA	NA	NA	NA	164.06	9.00	NA	155.06	NA	NA	NA
MW-4 (D)	07/08/1997	640	81	<5.0	16	19	1,600	NA	NA	NA	NA	NA	NA	164.06	9.00	NA	155.06	NA	NA	NA
MW-4	10/08/1997	<500	40	<5.0	7.4	5.4	1,400	NA	NA	NA	NA	NA	NA	164.06	8.97	NA	155.09	NA	NA	NA
MW-4 (D)	10/08/1997	<500	36	<5.0	5.9	<5.0	1,400	NA	NA	NA	NA	NA	NA	164.06	8.97	NA	155.09	NA	NA	NA
MW-4	01/08/1998	<1,000	55	<10	13	<10	2,000	NA	NA	NA	NA	NA	NA	164.06	7.90	NA	156.16	NA	NA	NA
MW-4	04/13/1998	350	110	2.4	20	26	<2.5	NA	NA	NA	NA	NA	NA	164.06	7.35	NA	156.71	NA	NA	NA
MW-4	07/17/1998	210	66	0.78	5.4	9.8	1,700	NA	NA	NA	NA	NA	NA	164.06	6.95	NA	157.11	NA	NA	NA
MW-4	10/02/1998	<50	0.69	<0.50	<0.50	<0.50	2,900	NA	NA	NA	NA	NA	NA	164.06	7.35	NA	156.71	NA	NA	NA
MW-4	02/03/1999	560	120	2.5	29	34	6,800	NA	NA	NA	NA	NA	NA	164.06	7.71	NA	156.35	NA	0.9	NA
MW-4	04/29/1999	390	80	1.9	13	19	7,000	8,360	NA	NA	NA	NA	NA	164.06	7.83	NA	156.23	NA	1.1	-125
MW-4	07/23/1999	460	93.6	8.40	25.2	28.8	3,760	6,000*	NA	NA	NA	NA	NA	164.06	11.33	NA	152.73	NA	0.9	NA
MW-4	11/01/1999	77.3	0.520	<0.500	<0.500	<0.500	539	NA	NA	NA	NA	NA	NA	164.06	10.66	NA	153.40	NA	2.8	3
MW-4	01/17/2000	160	27	<0.50	12	6.3	12,000	NA	NA	NA	NA	NA	NA	164.06	10.15	NA	153.91	NA	3.9	-17
MW-4	04/17/2000	<500	26	6.38	9.35	10.4	9,070	NA	NA	NA	NA	NA	NA	164.06	10.10	NA	153.96	NA	1.7	-129
MW-4	07/26/2000	<500	22.7	<5.00	7.59	6.96	7,660	NA	NA	NA	NA	NA	NA	164.06	10.09	NA	153.97	NA	1.4	-137
MW-4	10/12/2000	172	19.8	<0.500	7.47	4.50	8,290	NA	NA	NA	NA	NA	NA	164.06	9.35	NA	154.71	NA	3.5	529
MW-4	01/15/2001	53.6	1.50	<0.500	2.45	1.80	9,260	NA	NA	NA	NA	NA	NA	164.06	8.77	NA	155.29	NA	2.3	53
MW-4	04/09/2001	<500	<5.00	<5.00	<5.00	5.52	10,300	NA	NA	NA	NA	NA	NA	164.06	7.75	NA	156.31	NA	1.0	-133
MW-4	07/24/2001	58	3.8	<0.50	3.2	2.9	NA	1,700	NA	NA	NA	NA	NA	164.06	10.07	NA	153.99	NA	0.5	106
MW-4	10/31/2001	<1,000	<10	<10	<10	<10	NA	7,400	NA	NA	NA	NA	NA	164.06	9.97	NA	154.09	NA	0.8	22
MW-4	01/10/2002	<2,000	<20	<20	<20	<20	NA	12,000	NA	NA	NA	NA	NA	164.06	8.53	NA	155.53	NA	8.9	224
MW-4	04/25/2002	<2,000	<20	<20	<20	<20	NA	7,900	NA	NA	NA	NA	NA	164.06	7.33	NA	156.73	NA	3.6	-84
MW-4	07/18/2002	<2,000	<20	<20	<20	<20	NA	7,200	NA	NA	NA	NA	NA	164.06	9.05	NA	155.01	NA	1.7	120
MW-4	10/07/2002	<1,000	<10	<10	<10	<10	NA	3,300	NA	NA	NA	NA	NA	164.03	9.06	NA	154.97	NA	2.5	33
MW-4	01/06/2003	<500	21	<5.0	<5.0	<5.0	NA	2,500	NA	NA	NA	NA	NA	164.03	7.09	NA	156.94	NA	0.5	55
MW-4	04/07/2003	<2,500	<25	<25	<25	<50	NA	1,700	NA	NA	NA	5,900	NA	164.03	8.26	NA	155.77	NA	1.2	69
MW-4	07/07/2003	<2,500	<25	<25	<25	<50	NA	860	NA	NA	NA	6,900	NA	164.03	8.92	NA	155.11	NA	0.5	-3

WELL CONCENTRATIONS
Former Shell-branded Service Station
4255 MacArthur Boulevard
Oakland, CA

Well ID	Date	TPPH (ug/L)	B (ug/L)	T (ug/L)	E (ug/L)	X (ug/L)	MTBE 8020 (ug/L)	MTBE 8260 (ug/L)	DIPE (ug/L)	ETBE (ug/L)	TAME (ug/L)	TBA (ug/L)	Ethanol (ug/L)	TOC (MSL)	Depth to Water (ft.)	Depth to SPH (ft.)	GW Elevation (MSL)	SPH Thickness (ft.)	DO Reading (ppm)	ORP Reading (mV)
MW-4	10/09/2003	<500	<5.0	<5.0	<5.0	<10	NA	420	NA	NA	NA	6,700	NA	164.03	8.91	NA	155.12	NA	0.7	171
MW-4	01/14/2004	<1,000	24	<10	<10	<20	NA	500	NA	NA	NA	7,200	NA	164.03	8.34	NA	155.69	NA	1.2	140
MW-4	04/28/2004	<500	6.0	<5.0	<5.0	<10	NA	310	NA	NA	NA	5,200	NA	164.03	7.55	NA	156.48	NA	0.4	69
MW-4	07/12/2004	<500	11	<5.0	7.8	<10	NA	370	<20	<20	<20	5,900	<500	164.03	8.12	NA	155.91	NA	0.5	142
MW-4	10/25/2004	<500	<5.0	<5.0	5.6	<10	NA	280	NA	NA	NA	4,300	NA	164.03	7.85	NA	156.18	NA	1.90	-70
MW-4	01/17/2005	<1,000	56	<10	10	<20	NA	380	NA	NA	NA	8,400	NA	164.03	6.08	NA	157.95	NA	0.4	6
MW-4	04/06/2005	<1,000	52	<10	11	<20	NA	450	NA	NA	NA	12,000	NA	164.03	8.10	NA	155.93	NA	0.49	11
MW-4	07/08/2005	<400	30	<4.0	6.0	<4.0	NA	250	<4.0	<4.0	<4.0	9,600	<40	164.03	7.50	NA	156.53	NA	0.6	71
MW-4	07/08/2005	<400	30	<4.0	6.0	<4.0	NA	250	<4.0	<4.0	<4.0	9,600	<40	164.03	7.50	NA	156.53	NA	0.6	71
MW-4	10/07/2005	<1,000	<10	<10	<10	<20	NA	200	NA	NA	NA	8,900	NA	164.03	8.30	NA	155.73	NA	NA	NA
MW-4	01/27/2006	1,140	34.3	2.37	8.69	12.0	NA	198	NA	NA	NA	32,100	NA	164.03	8.55	NA	155.48	NA	NA	NA
MW-4	04/28/2006	1,490	46.8	2.80	21.2	24.8	NA	344	NA	NA	NA	14,800	NA	164.03	9.02	NA	155.01	NA	NA	NA
MW-4	07/28/2006	951	5.09	<0.500	<0.500	<0.500	NA	169	1.57	<0.500	<0.500	4,830	<50.0	164.03	9.19	NA	154.84	NA	NA	NA
MW-4	10/27/2006	1,620	21.5	2.65	13.2	10.3	NA	173	NA	NA	NA	5,150	NA	164.03	9.01	NA	155.02	NA	NA	NA
MW-4	01/10/2007	740	56	2.4	23	24	NA	190	NA	NA	NA	7,500 f	NA	164.03	6.95	NA	157.08	NA	NA	NA
MW-4	04/13/2007	1,500 g	130	20	100	138	NA	120	NA	NA	NA	6,300	NA	164.03	7.51	NA	156.52	NA	NA	NA
MW-4	07/09/2007	650 g	65	5.3 i	36	33.2 i	NA	130	<20	<20	<20	6,000	<1,000	164.03	7.85	NA	156.18	NA	NA	NA
MW-4	10/08/2007	840 g	100	23	70	120	NA	120	NA	NA	NA	5,300	NA	164.03	8.50	NA	155.53	NA	NA	NA
MW-5	01/04/2002	NA	NA	NA	NA	NA	NA	NA	NA	NA	NA	NA	NA	NA	5.62	NA	NA	NA	NA	NA
MW-5	01/10/2002	<50	<0.50	<0.50	<0.50	<0.50	NA	110	NA	NA	NA	NA	NA	164.06	5.88	NA	158.18	NA	3.3	172
MW-5	04/25/2002	<50	<0.50	<0.50	<0.50	<0.50	NA	73	NA	NA	NA	NA	NA	164.06	6.81	NA	157.25	NA	0.3	-44
MW-5	07/18/2002	<50	<0.50	<0.50	<0.50	<0.50	NA	75	NA	NA	NA	NA	NA	164.06	7.38	NA	156.68	NA	0.4	170
MW-5	10/07/2002	<50	<0.50	<0.50	<0.50	<0.50	NA	41	NA	NA	NA	NA	NA	164.14	6.75	NA	157.39	NA	1.5	16
MW-5	01/06/2003	<50	<0.50	<0.50	<0.50	<0.50	NA	81	NA	NA	NA	NA	NA	164.14	5.96	NA	158.18	NA	0.6	166
MW-5	04/07/2003	<50	<0.50	<0.50	<0.50	<1.0	NA	77	NA	NA	NA	28	NA	164.14	6.51	NA	157.63	NA	0.8	174
MW-5	07/07/2003	<50	<0.50	<0.50	<0.50	<1.0	NA	32	NA	NA	NA	23	NA	164.14	6.44	NA	157.70	NA	0.3	-17
MW-5	10/09/2003	<50	<0.50	<0.50	<0.50	<1.0	NA	59	NA	NA	NA	40	NA	164.14	7.05	NA	157.09	NA	0.9	17
MW-5	01/14/2004	<50	<0.50	0.76	<0.50	<1.0	NA	47	NA	NA	NA	17	NA	164.14	6.29	NA	157.85	NA	1.6	209
MW-5	04/28/2004	<50	<0.50	<0.50	<0.50	<1.0	NA	31	NA	NA	NA	11	NA	164.14	6.84	NA	157.30	NA	0.4	136
MW-5	07/12/2004	<50	<0.50	<0.50	<0.50	<1.0	NA	47	<2.0	<2.0	<2.0	12	<50	164.14	7.57	NA	156.57	NA	0.4	90
MW-5	10/25/2004	<50	<0.50	<0.50	<0.50	<1.0	NA	41	NA	NA	NA	13	NA	164.14	6.50	NA	157.64	NA	1.74	-21

WELL CONCENTRATIONS
Former Shell-branded Service Station
4255 MacArthur Boulevard
Oakland, CA

Well ID	Date	TPPH (ug/L)	B (ug/L)	T (ug/L)	E (ug/L)	X (ug/L)	MTBE 8020 (ug/L)	MTBE 8260 (ug/L)	DIPE (ug/L)	ETBE (ug/L)	TAME (ug/L)	TBA (ug/L)	Ethanol (ug/L)	TOC (MSL)	Depth to Water (ft.)	Depth to SPH (ft.)	GW Elevation (MSL)	SPH Thickness (ft.)	DO Reading (ppm)	ORP Reading (mV)
MW-5	01/17/2005	<50	<0.50	<0.50	<0.50	<1.0	NA	41	NA	NA	NA	12	NA	164.14	5.83	NA	158.31	NA	0.1	-7
MW-5	04/06/2005	<50	<0.50	<0.50	<0.50	<1.0	NA	12	NA	NA	NA	<5.0	NA	164.14	5.91	NA	158.23	NA	1.05	-62
MW-5	07/08/2005	<50	<0.50	<0.50	<0.50	<0.50	NA	26	<0.50	<0.50	<0.50	18	<5.0	164.14	6.78	NA	157.36	NA	1.2	81
MW-5	10/07/2005	<50	<0.50	<0.50	<0.50	<1.0	NA	28	NA	NA	NA	24	NA	164.14	7.64	NA	156.50	NA	NA	NA
MW-5	01/27/2006	<50.0	<0.500	<0.500	<0.500	<0.500	NA	26.7	NA	NA	NA	46.3	NA	164.14	6.21	NA	157.93	NA	NA	NA
MW-5	04/28/2006	<50.0	<0.500	<0.500	<0.500	<0.500	NA	39.1	NA	NA	NA	15.0	NA	164.14	6.05	NA	158.09	NA	NA	NA
MW-5	07/28/2006	103	<0.500	<0.500	<0.500	<0.500	NA	35.5	<0.500	<0.500	<0.500	<10.0	<50.0	164.14	7.54	NA	156.60	NA	NA	NA
MW-5	10/27/2006	<50.0	<0.500	<0.500	<0.500	<0.500	NA	19.7	NA	NA	NA	26.0 d	NA	164.14	7.91	NA	156.23	NA	NA	NA
MW-5	01/10/2007	<50	<0.50	<0.50	<0.50	<1.0	NA	11	NA	NA	NA	16	NA	164.14	6.38	NA	157.76	NA	NA	NA
MW-5	04/13/2007	76 g,h	<0.50	<1.0	<1.0	<1.0	NA	35	NA	NA	NA	37	NA	164.14	6.58	NA	157.56	NA	NA	NA
MW-5	07/09/2007	<50 g	<0.50	<1.0	<1.0	<1.0	NA	26	<2.0	<2.0	<2.0	34	<100	164.14	7.28	NA	156.86	NA	NA	NA
MW-5	10/08/2007	<50 g	<0.50	<1.0	<1.0	<1.0	NA	25	NA	NA	NA	28	NA	164.14	8.01	NA	156.13	NA	NA	NA
MW-6	06/26/2006	NA	NA	NA	NA	NA	NA	NA	NA	NA	NA	NA	NA	169.89	10.25	NA	159.64	NA	NA	NA
MW-6	07/28/2006	19,200	1,290	41.7	141	245	NA	777	3.37	<0.500	<0.500	8,340	<50.0	169.89	11.00	NA	158.89	NA	NA	NA
MW-6	10/27/2006	11,400	1,250	41.0	155	242	NA	569	NA	NA	NA	7,270	NA	169.89	11.41	NA	158.48	NA	NA	NA
MW-6	01/10/2007	7,000	1,000	26	270	240	NA	770	NA	NA	NA	17,000	NA	169.89	9.43	NA	160.46	NA	NA	NA
MW-6	04/13/2007	4,200 g	820	22	72	71	NA	490	NA	NA	NA	9,500	NA	169.89	9.81	NA	160.08	NA	NA	NA
MW-6	07/09/2007	6,100 g	960	23	65	116	NA	280	<40	<40	<40	8,400	<2,000	169.89	10.80	NA	159.09	NA	NA	NA
MW-6	10/08/2007	3,600 g	960	17 i	27	76 i	NA	260	NA	NA	NA	7,000	NA	169.89	11.64	NA	158.25	NA	NA	NA
MW-7	06/26/2006	NA	NA	NA	NA	NA	NA	NA	NA	NA	NA	NA	NA	170.87	9.59	NA	161.28	NA	NA	NA
MW-7	07/28/2006	5,860	72.0	6.67	25.4	165	NA	3,940	<0.500	<0.500	2.89	1,420	<50.0	170.87	10.08	NA	160.79	NA	NA	NA
MW-7	10/27/2006	1,180	8.67	<0.500	2.48	7.52	NA	1,100	NA	NA	NA	184	NA	170.87	10.13	NA	160.74	NA	NA	NA
MW-7	01/10/2007	1,000	12	<5.0	<5.0	<10	NA	2,200 f	NA	NA	NA	2,400	NA	170.87	8.41	NA	162.46	NA	NA	NA
MW-7	04/13/2007	1,100 g,h	54	<20	18 i	23.5 i	NA	2,500	NA	NA	NA	3,800	NA	170.87	8.25	NA	162.62	NA	NA	NA
MW-7	07/09/2007	1,100 g	41	<20	8.8 i	4.5 i	NA	2,000	<40	<40	<40	1,200	<2,000	170.87	9.22	NA	161.65	NA	NA	NA
MW-7	10/08/2007	400 g	25	<20	<20	<20	NA	1,500	NA	NA	NA	740	NA	170.87	9.41	NA	161.46	NA	NA	NA
MW-8	06/26/2006	NA	NA	NA	NA	NA	NA	NA	NA	NA	NA	NA	NA	174.13	4.53	NA	169.60	NA	NA	NA
MW-8	07/28/2006	2,300	<0.500	<0.500	<0.500	<0.500	NA	1,380	<0.500	<0.500	0.950	<10.0	<50.0	174.13	4.55	NA	169.58	NA	NA	NA
MW-8	10/27/2006	1,570	2.79 e	<0.500	<0.500	<0.500	NA	1,280 e	NA	NA	NA	<10.0	NA	174.13	4.87	NA	169.26	NA	NA	NA

WELL CONCENTRATIONS
Former Shell-branded Service Station
4255 MacArthur Boulevard
Oakland, CA

Well ID	Date	TPPH (ug/L)	B (ug/L)	T (ug/L)	E (ug/L)	X (ug/L)	MTBE 8020 (ug/L)	MTBE 8260 (ug/L)	DIPE (ug/L)	ETBE (ug/L)	TAME (ug/L)	TBA (ug/L)	Ethanol (ug/L)	TOC (MSL)	Depth to Water (ft.)	Depth to SPH (ft.)	GW Elevation (MSL)	SPH Thickness (ft.)	DO Reading (ppm)	ORP Reading (mV)
MW-8	01/10/2007	540	<2.5	<2.5	<2.5	<5.0	NA	1,200 f	NA	NA	NA	750	NA	174.13	4.17	NA	169.96	NA	NA	NA
MW-8	04/13/2007	450 g,h	<5.0	<10	<10	<10	NA	1,400	NA	NA	NA	<100	NA	174.13	4.13	NA	170.00	NA	NA	NA
MW-8	07/09/2007	590 g	<5.0	<10	<10	<10	NA	1,000	<20	<20	<20	<100	<1,000	174.13	6.33	NA	167.80	NA	NA	NA
MW-8	10/08/2007	270 g,h	<5.0	<10	<10	<10	NA	1,200	NA	NA	NA	<100	NA	174.13	5.63	NA	168.50	NA	NA	NA
MW-9	06/26/2006	NA	NA	NA	NA	NA	NA	NA	NA	NA	NA	NA	NA	175.20	6.41	NA	168.79	NA	NA	NA
MW-9	07/28/2006	5,690	19.2	2.64	2.02	57.7	NA	5,780	<0.500	<0.500	2.74	166	<50.0	175.20	6.69	NA	168.51	NA	NA	NA
MW-9	10/27/2006	2,710	34.2	<0.500	2.76	4.75	NA	2,140	NA	NA	NA	29.2 d	NA	175.20	6.90	NA	168.30	NA	NA	NA
MW-9	01/10/2007	1,500	340	6.8	8.9	27	NA	2,300 f	NA	NA	NA	1,400	NA	175.20	6.14	NA	169.06	NA	NA	NA
MW-9	04/13/2007	1,600 g,h	390	4.1 i	8.6 i	4.7 i	NA	3,700	NA	NA	NA	120	NA	175.20	6.17	NA	169.03	NA	NA	NA
MW-9	07/09/2007	1,200 g	55	<25	<25	<25	NA	2,500	<50	<50	<50	<250	<2,500	175.20	6.65	NA	168.55	NA	NA	NA
MW-9	10/08/2007	520 g,h	9.1 i	<25	<25	<25	NA	2,500	NA	NA	NA	<250	NA	175.20	7.58	NA	167.62	NA	NA	NA
TB-1	04/29/1999	NA	NA	NA	NA	NA	NA	NA	NA	NA	NA	NA	NA	NA	6.00	NA	NA	NA	3.8	-132
TB-1	11/01/1999	NA	NA	NA	NA	NA	NA	NA	NA	NA	NA	NA	NA	NA	12.65	NA	NA	NA	0.2	-165
TB-1	01/17/2000	NA	NA	NA	NA	NA	NA	NA	NA	NA	NA	NA	NA	NA	7.72	NA	NA	NA	0.8	-178
TB-1	04/17/2000	NA	NA	NA	NA	NA	NA	NA	NA	NA	NA	NA	NA	NA	7.65	NA	NA	NA	0.5	-152
TB-1	07/26/2000	NA	NA	NA	NA	NA	NA	NA	NA	NA	NA	NA	NA	NA	5.13	NA	NA	NA	1.0	-124
TB-1	10/12/2000	NA	NA	NA	NA	NA	NA	NA	NA	NA	NA	NA	NA	NA	5.20	NA	NA	NA	0.7	-73
TB-1	01/15/2001	NA	NA	NA	NA	NA	NA	NA	NA	NA	NA	NA	NA	NA	5.09	NA	NA	NA	1.2	-118
TB-1	04/09/2001	NA	NA	NA	NA	NA	NA	NA	NA	NA	NA	NA	NA	NA	4.96	NA	NA	NA	1.0	-72
TB-1	07/24/2001	NA	NA	NA	NA	NA	NA	NA	NA	NA	NA	NA	NA	NA	6.03	NA	NA	NA	1.4	31
TB-1	10/31/2001	1,000	85	<10	<10	42	NA	4,100	NA	NA	NA	NA	NA	NA	5.89	NA	NA	NA	1.8	88
TB-1	01/10/2002	5,000	410	390	65	620	NA	9,000	NA	NA	NA	NA	NA	NA	7.47	NA	NA	NA	2.0	95
TB-1	04/25/2002	5,000	780	60	49	91	NA	6,000	NA	NA	NA	NA	NA	NA	11.71	NA	NA	NA	1.7	-136
TB-1	07/18/2002	Insufficient water		NA	NA	NA	NA	NA	NA	NA	NA	NA	NA	NA	13.50	NA	NA	NA	NA	NA
TB-1	10/07/2002	4,600	480	36	98	200	NA	4,000	NA	NA	NA	NA	NA	NA	12.95	NA	NA	NA	1.6	-48
TB-1	01/06/2003	130	30	<0.50	<0.50	0.78	NA	330	NA	NA	NA	NA	NA	NA	5.56	NA	NA	NA	0.4	-20
TB-2	04/29/1999	NA	NA	NA	NA	NA	NA	NA	NA	NA	NA	NA	NA	NA	4.76	NA	NA	NA	4.2	-108
TB-2	11/01/1999	NA	NA	NA	NA	NA	NA	NA	NA	NA	NA	NA	NA	NA	11.33	NA	NA	NA	0.5	-148
TB-2	01/17/2000	NA	NA	NA	NA	NA	NA	NA	NA	NA	NA	NA	NA	NA	9.79	NA	NA	NA	0.7	-162

WELL CONCENTRATIONS
Former Shell-branded Service Station
4255 MacArthur Boulevard
Oakland, CA

Well ID	Date	TPPH (ug/L)	B (ug/L)	T (ug/L)	E (ug/L)	X (ug/L)	MTBE 8020 (ug/L)	MTBE 8260 (ug/L)	DIPE (ug/L)	ETBE (ug/L)	TAME (ug/L)	TBA (ug/L)	Ethanol (ug/L)	TOC (MSL)	Depth to Water (ft.)	Depth to SPH (ft.)	GW Elevation (MSL)	SPH Thickness (ft.)	DO Reading (ppm)	ORP Reading (mV)
TB-2	04/17/2000	NA	NA	NA	NA	NA	NA	NA	NA	NA	NA	NA	NA	NA	9.75	NA	NA	NA	0.9	-121
TB-2	07/26/2000	NA	NA	NA	NA	NA	NA	NA	NA	NA	NA	NA	NA	NA	4.73	NA	NA	NA	0.9	-85
TB-2	10/12/2000	NA	NA	NA	NA	NA	NA	NA	NA	NA	NA	NA	NA	NA	4.05	NA	NA	NA	0.6	-47
TB-2	01/15/2001	NA	NA	NA	NA	NA	NA	NA	NA	NA	NA	NA	NA	NA	3.87	NA	NA	NA	0.7	-91
TB-2	04/09/2001	46,600	1,240	1,310	1,110	12,100	31,300	NA	NA	NA	NA	NA	NA	NA	3.76	NA	NA	NA	0.8	-24
TB-2	07/24/2001	11,000	630	<25	310	200	NA	11,000	NA	NA	NA	NA	NA	NA	4.75	NA	NA	NA	0.4	-51
TB-2	10/31/2001	7,500	530	1,500	100	500	NA	2,500	NA	NA	NA	NA	NA	NA	4.24	NA	NA	NA	0.6	-7
TB-2	01/10/2002	<5,000	480	47	34	110	NA	12,000	NA	NA	NA	NA	NA	NA	6.26	NA	NA	NA	1.3	-81
TB-2	04/25/2002	4,700	470	140	<20	80	NA	7,400	NA	NA	NA	NA	NA	NA	11.78	NA	NA	NA	0.9	-107
TB-2	07/18/2002	7,500	630	650	<25	390	NA	44,000	NA	NA	NA	NA	NA	NA	12.34	NA	NA	NA	0.9	-67
TB-2	10/07/2002	<10,000	580	<100	<100	180	NA	30,000	NA	NA	NA	NA	NA	NA	11.62	NA	NA	NA	1.0	-41
TB-2	01/06/2003	120	4.8	<0.50	<0.50	2.0	NA	220	NA	NA	NA	NA	NA	NA	4.35	NA	NA	NA	0.5	-515

WELL CONCENTRATIONS
Former Shell-branded Service Station
4255 MacArthur Boulevard
Oakland, CA

Well ID	Date	TPPH (ug/L)	B (ug/L)	T (ug/L)	E (ug/L)	X (ug/L)	MTBE 8020 (ug/L)	MTBE 8260 (ug/L)	DIPE (ug/L)	ETBE (ug/L)	TAME (ug/L)	TBA (ug/L)	Ethanol (ug/L)	TOC (MSL)	Depth to Water (ft.)	Depth to SPH (ft.)	GW Elevation (MSL)	SPH Thickness (ft.)	DO Reading (ppm)	ORP Reading (mV)
---------	------	----------------	-------------	-------------	-------------	-------------	------------------------	------------------------	----------------	----------------	----------------	---------------	-------------------	--------------	----------------------------	--------------------------	--------------------------	---------------------------	------------------------	------------------------

Abbreviations:

TPPH = Total petroleum hydrocarbons as gasoline by EPA Method 8260B; prior to July 24, 2001, analyzed by EPA Method 8015.

BTEX = Benzene, toluene, ethylbenzene, xylenes by EPA Method 8260B; prior to July 24, 2001, analyzed by EPA Method 8020.

MTBE = Methyl tertiary butyl ether

DIPE = Di-isopropyl ether, analyzed by EPA Method 8260

ETBE = Ethyl tertiary butyl ether, analyzed by EPA Method 8260

TAME = Tertiary amyl methyl ether, analyzed by EPA Method 8260

TBA = Tertiary butyl alcohol, analyzed by EPA Method 8260

TOC = Top of Casing Elevation

SPH = Separate-Phase Hydrocarbons

GW = Groundwater

ug/L = Parts per billion

MSL = Mean sea level

ft. = Feet

<n = Below detection limit

(D) = Duplicate sample

NA = Not applicable

DO = Dissolved Oxygens

ppm = Parts per million

ORP = Oxidation Reduction Potential

mV = Millivolts

WELL CONCENTRATIONS
Former Shell-branded Service Station
4255 MacArthur Boulevard
Oakland, CA

Well ID	Date	TPPH (ug/L)	B (ug/L)	T (ug/L)	E (ug/L)	X (ug/L)	MTBE 8020 (ug/L)	MTBE 8260 (ug/L)	DIPE (ug/L)	ETBE (ug/L)	TAME (ug/L)	TBA (ug/L)	Ethanol (ug/L)	TOC (MSL)	Depth to Water (ft.)	Depth to SPH (ft.)	GW Elevation (MSL)	SPH Thickness (ft.)	DO Reading (ppm)	ORP Reading (mV)
---------	------	----------------	-------------	-------------	-------------	-------------	------------------------	------------------------	----------------	----------------	----------------	---------------	-------------------	--------------	----------------------------	--------------------------	--------------------------	---------------------------	------------------------	------------------------

Notes:

a = Ground water surface had a sheen when sampled.

b = MTBE value is estimated by Sequoia Analytical of Redwood City, CA.

c = The concentration reported reflects individual or discrete unidentified peaks not matching a typical fuel pattern.

d = Secondary ion abundances were outside method requirements. Identification based on analytical judgement.

e = pH>2

f = Initial analysis within holding time. Reanalysis for the required dilution or confirmation was past holding time.

g = Analyzed by EPA Method 8015B (M).

h = The sample chromatographic pattern for TPH does not match the chromatographic pattern of the specified standard. Quantitation of the unknown hydrocarbon(s) in the sample was based upon the specified standard.

i = Analyte was detected at a concentration below the reporting limit and above the laboratory method detection limit. Reported value is estimated.

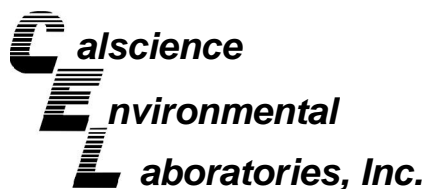
* = Sample analyzed outside the EPA recommended holding time.

Ethanol analyzed by EPA Method 8260B.

Site surveyed March 14, 2002 by Virgil Chavez Land Surveying of Vallejo, CA.

When separate-phase hydrocarbons are present, ground water elevation is adjusted using the relation: Corrected ground water elevation = Top-of-Casing Elevation - Depth to Water + (0.8 x Hydrocarbon Thickness).

Wells MW-6, MW-7, MW-8 and MW-9 surveyed July 12, 2006 by Virgil Chavez Land Surveying of Vallejo, CA.



October 17, 2007

Michael Ninokata
Blaine Tech Services, Inc.
1680 Rogers Avenue
San Jose, CA 95112-1105

Subject: **Calscience Work Order No.: 07-10-0744**
Client Reference: 4255 MacArthur Blvd., Oakland, CA

Dear Client:

Enclosed is an analytical report for the above-referenced project. The samples included in this report were received 10/10/2007 and analyzed in accordance with the attached chain-of-custody.

Unless otherwise noted, all analytical testing was accomplished in accordance with the guidelines established in our Quality Systems Manual, applicable standard operating procedures, and other related documentation. The original report of subcontracted analysis, if any, is provided herein, and follows the standard Calscience data package. The results in this analytical report are limited to the samples tested and any reproduction thereof must be made in its entirety.

If you have any questions regarding this report, please do not hesitate to contact the undersigned.

Sincerely,

A handwritten signature in black ink, appearing to read 'Danielle Gonsman', with a horizontal line extending to the right.

Calscience Environmental
Laboratories, Inc.
Danielle Gonsman
Project Manager

Analytical Report



Blaine Tech Services, Inc.
1680 Rogers Avenue
San Jose, CA 95112-1105

Date Received: 10/10/07
Work Order No: 07-10-0744
Preparation: EPA 5030B
Method: EPA 8015B (M)

Project: 4255 MacArthur Blvd., Oakland, CA

Page 1 of 3

Client Sample Number	Lab Sample Number	Date Collected	Matrix	Instrument	Date Prepared	Date Analyzed	QC Batch ID
----------------------	-------------------	----------------	--------	------------	---------------	---------------	-------------

MW-1	07-10-0744-1	10/08/07	Aqueous	GC 11	10/10/07	10/10/07	071010B02
-------------	---------------------	-----------------	----------------	--------------	-----------------	-----------------	------------------

Comment(s): -The sample chromatographic pattern for TPH does not match the chromatographic pattern of the specified standard. Quantitation of the unknown hydrocarbon(s) in the sample was based upon the specified standard.

Parameter	Result	RL	DF	Qual	Units
TPH as Gasoline	590	50	1		ug/L

Surrogates:	REC (%)	Control Limits	Qual
1,4-Bromofluorobenzene	87	38-134	

MW-3	07-10-0744-2	10/08/07	Aqueous	GC 11	10/10/07	10/10/07	071010B02
-------------	---------------------	-----------------	----------------	--------------	-----------------	-----------------	------------------

Parameter	Result	RL	DF	Qual	Units
TPH as Gasoline	20000	250	5		ug/L

Surrogates:	REC (%)	Control Limits	Qual
1,4-Bromofluorobenzene	139	38-134	2

MW-4	07-10-0744-3	10/08/07	Aqueous	GC 11	10/10/07	10/10/07	071010B02
-------------	---------------------	-----------------	----------------	--------------	-----------------	-----------------	------------------

Parameter	Result	RL	DF	Qual	Units
TPH as Gasoline	840	50	1		ug/L

Surrogates:	REC (%)	Control Limits	Qual
1,4-Bromofluorobenzene	93	38-134	

MW-5	07-10-0744-4	10/08/07	Aqueous	GC 11	10/10/07	10/10/07	071010B02
-------------	---------------------	-----------------	----------------	--------------	-----------------	-----------------	------------------

Parameter	Result	RL	DF	Qual	Units
TPH as Gasoline	ND	50	1		ug/L

Surrogates:	REC (%)	Control Limits	Qual
1,4-Bromofluorobenzene	84	38-134	

RL - Reporting Limit , DF - Dilution Factor , Qual - Qualifiers

Analytical Report



Blaine Tech Services, Inc.
1680 Rogers Avenue
San Jose, CA 95112-1105

Date Received: 10/10/07
Work Order No: 07-10-0744
Preparation: EPA 5030B
Method: EPA 8015B (M)

Project: 4255 MacArthur Blvd., Oakland, CA

Page 2 of 3

Client Sample Number	Lab Sample Number	Date Collected	Matrix	Instrument	Date Prepared	Date Analyzed	QC Batch ID
MW-6	07-10-0744-5	10/08/07	Aqueous	GC 11	10/10/07	10/10/07	071010B02

Parameter	Result	RL	DF	Qual	Units
TPH as Gasoline	3600	50	1		ug/L
<u>Surrogates:</u>	<u>REC (%)</u>	<u>Control Limits</u>		<u>Qual</u>	
1,4-Bromofluorobenzene	107	38-134			

Client Sample Number	Lab Sample Number	Date Collected	Matrix	Instrument	Date Prepared	Date Analyzed	QC Batch ID
MW-7	07-10-0744-6	10/08/07	Aqueous	GC 11	10/10/07	10/10/07	071010B02

Parameter	Result	RL	DF	Qual	Units
TPH as Gasoline	400	50	1		ug/L
<u>Surrogates:</u>	<u>REC (%)</u>	<u>Control Limits</u>		<u>Qual</u>	
1,4-Bromofluorobenzene	85	38-134			

Client Sample Number	Lab Sample Number	Date Collected	Matrix	Instrument	Date Prepared	Date Analyzed	QC Batch ID
MW-8	07-10-0744-7	10/08/07	Aqueous	GC 11	10/10/07	10/11/07	071010B02

Comment(s): -The sample chromatographic pattern for TPH does not match the chromatographic pattern of the specified standard. Quantitation of the unknown hydrocarbon(s) in the sample was based upon the specified standard.

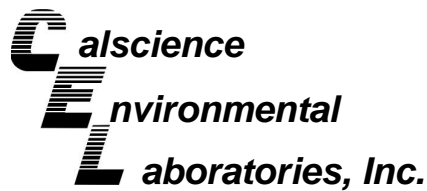
Parameter	Result	RL	DF	Qual	Units
TPH as Gasoline	270	50	1		ug/L
<u>Surrogates:</u>	<u>REC (%)</u>	<u>Control Limits</u>		<u>Qual</u>	
1,4-Bromofluorobenzene	85	38-134			

Client Sample Number	Lab Sample Number	Date Collected	Matrix	Instrument	Date Prepared	Date Analyzed	QC Batch ID
MW-9	07-10-0744-8	10/08/07	Aqueous	GC 11	10/10/07	10/11/07	071010B02

Comment(s): -The sample chromatographic pattern for TPH does not match the chromatographic pattern of the specified standard. Quantitation of the unknown hydrocarbon(s) in the sample was based upon the specified standard.

Parameter	Result	RL	DF	Qual	Units
TPH as Gasoline	520	50	1		ug/L
<u>Surrogates:</u>	<u>REC (%)</u>	<u>Control Limits</u>		<u>Qual</u>	
1,4-Bromofluorobenzene	85	38-134			

RL - Reporting Limit , DF - Dilution Factor , Qual - Qualifiers



Analytical Report



Blaine Tech Services, Inc.
 1680 Rogers Avenue
 San Jose, CA 95112-1105

Date Received: 10/10/07
 Work Order No: 07-10-0744
 Preparation: EPA 5030B
 Method: EPA 8015B (M)

Project: 4255 MacArthur Blvd., Oakland, CA

Page 3 of 3

Client Sample Number	Lab Sample Number	Date Collected	Matrix	Instrument	Date Prepared	Date Analyzed	QC Batch ID
Method Blank	099-12-436-1,015	N/A	Aqueous	GC 11	10/10/07	10/10/07	071010B02

Parameter	Result	RL	DF	Qual	Units
TPH as Gasoline	ND	50	1		ug/L
<u>Surrogates:</u>	<u>REC (%)</u>	<u>Control Limits</u>		<u>Qual</u>	
1,4-Bromofluorobenzene	74	38-134			

RL - Reporting Limit , DF - Dilution Factor , Qual - Qualifiers

Analytical Report

Blaine Tech Services, Inc.
1680 Rogers Avenue
San Jose, CA 95112-1105

Date Received: 10/10/07
Work Order No: 07-10-0744
Preparation: EPA 5030B
Method: EPA 8260B
Units: ug/L

Project: 4255 MacArthur Blvd., Oakland, CA

Page 1 of 3

Client Sample Number	Lab Sample Number	Date Collected	Matrix	Instrument	Date Prepared	Date Analyzed	QC Batch ID
MW-1	07-10-0744-1	10/08/07	Aqueous	GC/MS X	10/10/07	10/11/07	071010L03

Comment(s): -Results were evaluated to the MDL, concentrations \geq to the MDL but $<$ RL, if found, are qualified with a "J" flag.

Parameter	Result	RL	MDL	DF	Qual	Parameter	Result	RL	MDL	DF	Qual
Benzene	5.9	10	2.8	20	J	o-Xylene	ND	20	3.4	20	
Ethylbenzene	ND	20	4.5	20		Methyl-t-Butyl Ether (MTBE)	3200	20	5.2	20	
Toluene	ND	20	5.4	20		Tert-Butyl Alcohol (TBA)	2200	200	110	20	
p/m-Xylene	ND	20	11	20							
Surrogates:	REC (%)	Control Limits			Qual	Surrogates:	REC (%)	Control Limits			Qual
Dibromofluoromethane	101	74-140				1,2-Dichloroethane-d4	101	74-146			
Toluene-d8	99	88-112				1,4-Bromofluorobenzene	97	74-110			

Client Sample Number	Lab Sample Number	Date Collected	Matrix	Instrument	Date Prepared	Date Analyzed	QC Batch ID
MW-3	07-10-0744-2	10/08/07	Aqueous	GC/MS X	10/10/07	10/11/07	071010L03

Comment(s): -Results were evaluated to the MDL, concentrations \geq to the MDL but $<$ RL, if found, are qualified with a "J" flag.

Parameter	Result	RL	MDL	DF	Qual	Parameter	Result	RL	MDL	DF	Qual
Benzene	3200	25	7.0	50		o-Xylene	24	50	8.4	50	J
Ethylbenzene	1300	50	11	50		Methyl-t-Butyl Ether (MTBE)	1700	50	13	50	
Toluene	35	50	14	50	J	Tert-Butyl Alcohol (TBA)	1500	500	270	50	
p/m-Xylene	1100	50	27	50							
Surrogates:	REC (%)	Control Limits			Qual	Surrogates:	REC (%)	Control Limits			Qual
Dibromofluoromethane	98	74-140				1,2-Dichloroethane-d4	98	74-146			
Toluene-d8	98	88-112				1,4-Bromofluorobenzene	97	74-110			

Client Sample Number	Lab Sample Number	Date Collected	Matrix	Instrument	Date Prepared	Date Analyzed	QC Batch ID
MW-4	07-10-0744-3	10/08/07	Aqueous	GC/MS X	10/10/07	10/11/07	071010L03


Parameter	Result	RL	MDL	DF	Qual	Parameter	Result	RL	MDL	DF	Qual
Benzene	100	5.0	1.4	10		o-Xylene	21	10	1.7	10	
Ethylbenzene	70	10	2.3	10		Methyl-t-Butyl Ether (MTBE)	120	10	2.6	10	
Toluene	23	10	2.7	10		Tert-Butyl Alcohol (TBA)	5300	100	54	10	
p/m-Xylene	99	10	5.4	10							
Surrogates:	REC (%)	Control Limits			Qual	Surrogates:	REC (%)	Control Limits			Qual
Dibromofluoromethane	100	74-140				1,2-Dichloroethane-d4	101	74-146			
Toluene-d8	98	88-112				1,4-Bromofluorobenzene	97	74-110			

Client Sample Number	Lab Sample Number	Date Collected	Matrix	Instrument	Date Prepared	Date Analyzed	QC Batch ID
MW-5	07-10-0744-4	10/08/07	Aqueous	GC/MS X	10/10/07	10/11/07	071010L03

Comment(s): -Results were evaluated to the MDL, concentrations \geq to the MDL but $<$ RL, if found, are qualified with a "J" flag.

Parameter	Result	RL	MDL	DF	Qual	Parameter	Result	RL	MDL	DF	Qual
Benzene	ND	0.50	0.14	1		o-Xylene	ND	1.0	0.17	1	
Ethylbenzene	ND	1.0	0.23	1		Methyl-t-Butyl Ether (MTBE)	25	1.0	0.26	1	
Toluene	ND	1.0	0.27	1		Tert-Butyl Alcohol (TBA)	28	10	5.4	1	
p/m-Xylene	ND	1.0	0.54	1							
Surrogates:	REC (%)	Control Limits			Qual	Surrogates:	REC (%)	Control Limits			Qual
Dibromofluoromethane	102	74-140				1,2-Dichloroethane-d4	101	74-146			
Toluene-d8	99	88-112				1,4-Bromofluorobenzene	97	74-110			

RL - Reporting Limit , DF - Dilution Factor , Qual - Qualifiers



Analytical Report

Blaine Tech Services, Inc.
1680 Rogers Avenue
San Jose, CA 95112-1105

Date Received: 10/10/07
Work Order No: 07-10-0744
Preparation: EPA 5030B
Method: EPA 8260B
Units: ug/L

Project: 4255 MacArthur Blvd., Oakland, CA

Page 2 of 3

Client Sample Number	Lab Sample Number	Date Collected	Matrix	Instrument	Date Prepared	Date Analyzed	QC Batch ID
MW-6	07-10-0744-5	10/08/07	Aqueous	GC/MS X	10/10/07	10/11/07	071010L03

Comment(s): -Results were evaluated to the MDL, concentrations \geq to the MDL but $<$ RL, if found, are qualified with a "J" flag.

Parameter	Result	RL	MDL	DF	Qual	Parameter	Result	RL	MDL	DF	Qual
Benzene	960	10	2.8	20		o-Xylene	15	20	3.4	20	J
Ethylbenzene	27	20	4.5	20		Methyl-t-Butyl Ether (MTBE)	260	20	5.2	20	
Toluene	17	20	5.4	20	J	Tert-Butyl Alcohol (TBA)	7000	200	110	20	
p/m-Xylene	61	20	11	20							
<u>Surrogates:</u>	<u>REC (%)</u>	<u>Control Limits</u>			<u>Qual</u>	<u>Surrogates:</u>	<u>REC (%)</u>	<u>Control Limits</u>			<u>Qual</u>
Dibromofluoromethane	99	74-140				1,2-Dichloroethane-d4	99	74-146			
Toluene-d8	101	88-112				1,4-Bromofluorobenzene	97	74-110			

Client Sample Number	Lab Sample Number	Date Collected	Matrix	Instrument	Date Prepared	Date Analyzed	QC Batch ID
MW-7	07-10-0744-6	10/08/07	Aqueous	GC/MS X	10/10/07	10/11/07	071010L03

Comment(s): -Results were evaluated to the MDL, concentrations \geq to the MDL but $<$ RL, if found, are qualified with a "J" flag.

Parameter	Result	RL	MDL	DF	Qual	Parameter	Result	RL	MDL	DF	Qual
Benzene	25	10	2.8	20		o-Xylene	ND	20	3.4	20	
Ethylbenzene	ND	20	4.5	20		Methyl-t-Butyl Ether (MTBE)	1500	20	5.2	20	
Toluene	ND	20	5.4	20		Tert-Butyl Alcohol (TBA)	740	200	110	20	
p/m-Xylene	ND	20	11	20							
<u>Surrogates:</u>	<u>REC (%)</u>	<u>Control Limits</u>			<u>Qual</u>	<u>Surrogates:</u>	<u>REC (%)</u>	<u>Control Limits</u>			<u>Qual</u>
Dibromofluoromethane	102	74-140				1,2-Dichloroethane-d4	102	74-146			
Toluene-d8	99	88-112				1,4-Bromofluorobenzene	96	74-110			

Client Sample Number	Lab Sample Number	Date Collected	Matrix	Instrument	Date Prepared	Date Analyzed	QC Batch ID
MW-8	07-10-0744-7	10/08/07	Aqueous	GC/MS X	10/10/07	10/11/07	071010L03

Comment(s): -Results were evaluated to the MDL, concentrations \geq to the MDL but $<$ RL, if found, are qualified with a "J" flag.


Parameter	Result	RL	MDL	DF	Qual	Parameter	Result	RL	MDL	DF	Qual
Benzene	ND	5.0	1.4	10		o-Xylene	ND	10	1.7	10	
Ethylbenzene	ND	10	2.3	10		Methyl-t-Butyl Ether (MTBE)	1200	10	2.6	10	
Toluene	ND	10	2.7	10		Tert-Butyl Alcohol (TBA)	ND	100	54	10	
p/m-Xylene	ND	10	5.4	10							
<u>Surrogates:</u>	<u>REC (%)</u>	<u>Control Limits</u>			<u>Qual</u>	<u>Surrogates:</u>	<u>REC (%)</u>	<u>Control Limits</u>			<u>Qual</u>
Dibromofluoromethane	101	74-140				1,2-Dichloroethane-d4	103	74-146			
Toluene-d8	100	88-112				1,4-Bromofluorobenzene	95	74-110			

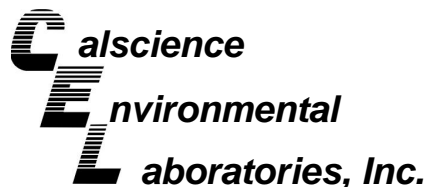
Client Sample Number	Lab Sample Number	Date Collected	Matrix	Instrument	Date Prepared	Date Analyzed	QC Batch ID
MW-9	07-10-0744-8	10/08/07	Aqueous	GC/MS X	10/10/07	10/11/07	071010L03

Comment(s): -Results were evaluated to the MDL, concentrations \geq to the MDL but $<$ RL, if found, are qualified with a "J" flag.

Parameter	Result	RL	MDL	DF	Qual	Parameter	Result	RL	MDL	DF	Qual
Benzene	9.1	12	3.5	25	J	o-Xylene	ND	25	4.2	25	
Ethylbenzene	ND	25	5.6	25		Methyl-t-Butyl Ether (MTBE)	2500	25	6.5	25	
Toluene	ND	25	6.8	25		Tert-Butyl Alcohol (TBA)	ND	250	140	25	
p/m-Xylene	ND	25	13	25							
<u>Surrogates:</u>	<u>REC (%)</u>	<u>Control Limits</u>			<u>Qual</u>	<u>Surrogates:</u>	<u>REC (%)</u>	<u>Control Limits</u>			<u>Qual</u>
Dibromofluoromethane	101	74-140				1,2-Dichloroethane-d4	100	74-146			
Toluene-d8	99	88-112				1,4-Bromofluorobenzene	95	74-110			

RL - Reporting Limit , DF - Dilution Factor , Qual - Qualifiers





Analytical Report



Blaine Tech Services, Inc.
1680 Rogers Avenue
San Jose, CA 95112-1105

Date Received: 10/10/07
Work Order No: 07-10-0744
Preparation: EPA 5030B
Method: EPA 8260B
Units: ug/L

Project: 4255 MacArthur Blvd., Oakland, CA


Page 3 of 3

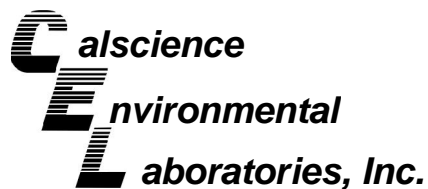
Client Sample Number	Lab Sample Number	Date Collected	Matrix	Instrument	Date Prepared	Date Analyzed	QC Batch ID
Method Blank	099-10-006-23,113	N/A	Aqueous	GC/MS X	10/10/07	10/11/07	071010L03

Comment(s): -Results were evaluated to the MDL, concentrations >= to the MDL but < RL, if found, are qualified with a "J" flag.

Parameter	Result	RL	MDL	DF	Qual	Parameter	Result	RL	MDL	DF	Qual
Benzene	ND	0.50	0.14	1		o-Xylene	ND	1.0	0.17	1	
Ethylbenzene	ND	1.0	0.23	1		Methyl-t-Butyl Ether (MTBE)	ND	1.0	0.26	1	
Toluene	ND	1.0	0.27	1		Tert-Butyl Alcohol (TBA)	ND	10	5.4	1	
p/m-Xylene	ND	1.0	0.54	1							
<u>Surrogates:</u>	<u>REC (%)</u>	<u>Control Limits</u>		<u>Qual</u>		<u>Surrogates:</u>	<u>REC (%)</u>	<u>Control Limits</u>		<u>Qual</u>	
Dibromofluoromethane	99	74-140				1,2-Dichloroethane-d4	99	74-146			
Toluene-d8	99	88-112				1,4-Bromofluorobenzene	96	74-110			

RL - Reporting Limit , DF - Dilution Factor , Qual - Qualifiers





Quality Control - Spike/Spike Duplicate



Blaine Tech Services, Inc.
1680 Rogers Avenue
San Jose, CA 95112-1105

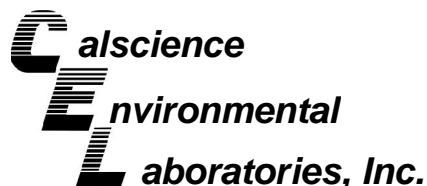
Date Received: 10/10/07
Work Order No: 07-10-0744
Preparation: EPA 5030B
Method: EPA 8015B (M)

Project 4255 MacArthur Blvd., Oakland, CA

Quality Control Sample ID	Matrix	Instrument	Date Prepared	Date Analyzed	MS/MSD Batch Number
MW-7	Aqueous	GC 11	10/10/07	10/10/07	071010S02

Parameter	MS %REC	MSD %REC	%REC CL	RPD	RPD CL	Qualifiers
TPH as Gasoline	90	92	68-122	2	0-18	

RPD - Relative Percent Difference , CL - Control Limit



Quality Control - Spike/Spike Duplicate



Blaine Tech Services, Inc.
1680 Rogers Avenue
San Jose, CA 95112-1105

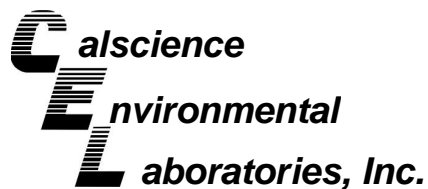
Date Received: 10/10/07
Work Order No: 07-10-0744
Preparation: EPA 5030B
Method: EPA 8260B

Project 4255 MacArthur Blvd., Oakland, CA

Quality Control Sample ID	Matrix	Instrument	Date Prepared	Date Analyzed	MS/MSD Batch Number
07-10-0745-1	Aqueous	GC/MS X	10/10/07	10/11/07	071010S02

Parameter	MS %REC	MSD %REC	%REC CL	RPD	RPD CL	Qualifiers
Benzene	99	102	88-118	4	0-7	
Carbon Tetrachloride	88	97	67-145	9	0-11	
Chlorobenzene	96	97	88-118	1	0-7	
1,2-Dibromoethane	103	102	70-130	0	0-30	
1,2-Dichlorobenzene	95	95	86-116	0	0-8	
1,1-Dichloroethene	95	105	70-130	10	0-25	
Ethylbenzene	97	100	70-130	2	0-30	
Toluene	96	98	87-123	3	0-8	
Trichloroethene	99	103	79-127	4	0-10	
Vinyl Chloride	86	90	69-129	4	0-13	
Methyl-t-Butyl Ether (MTBE)	103	101	71-131	2	0-13	
Tert-Butyl Alcohol (TBA)	98	117	36-168	18	0-45	
Diisopropyl Ether (DIPE)	103	103	81-123	1	0-9	
Ethyl-t-Butyl Ether (ETBE)	102	105	72-126	2	0-12	
Tert-Amyl-Methyl Ether (TAME)	103	104	72-126	1	0-12	
Ethanol	91	98	53-149	8	0-31	

RPD - Relative Percent Difference , CL - Control Limit



Quality Control - LCS/LCS Duplicate



Blaine Tech Services, Inc.
1680 Rogers Avenue
San Jose, CA 95112-1105

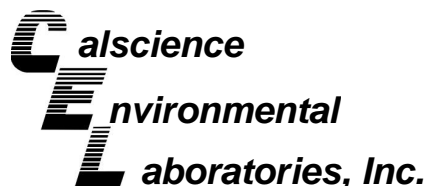
Date Received: N/A
Work Order No: 07-10-0744
Preparation: EPA 5030B
Method: EPA 8015B (M)

Project: 4255 MacArthur Blvd., Oakland, CA

Quality Control Sample ID	Matrix	Instrument	Date Prepared	Date Analyzed	LCS/LCSD Batch Number
099-12-436-1,015	Aqueous	GC 11	10/10/07	10/10/07	071010B02

<u>Parameter</u>	<u>LCS %REC</u>	<u>LCSD %REC</u>	<u>%REC CL</u>	<u>RPD</u>	<u>RPD CL</u>	<u>Qualifiers</u>
TPH as Gasoline	98	99	78-120	1	0-10	

RPD - Relative Percent Difference , CL - Control Limit



Quality Control - LCS/LCS Duplicate



Blaine Tech Services, Inc.
1680 Rogers Avenue
San Jose, CA 95112-1105

Date Received: N/A
Work Order No: 07-10-0744
Preparation: EPA 5030B
Method: EPA 8260B

Project: 4255 MacArthur Blvd., Oakland, CA

Quality Control Sample ID	Matrix	Instrument	Date Prepared	Date Analyzed	LCS/LCSD Batch Number
099-10-006-23,113	Aqueous	GC/MS X	10/10/07	10/11/07	071010L03

Parameter	LCS %REC	LCSD %REC	%REC CL	RPD	RPD CL	Qualifiers
Benzene	103	99	84-120	3	0-8	
Carbon Tetrachloride	97	92	63-147	5	0-10	
Chlorobenzene	101	97	89-119	4	0-7	
1,2-Dibromoethane	104	102	80-120	2	0-20	
1,2-Dichlorobenzene	97	94	89-119	3	0-9	
1,1-Dichloroethene	102	95	77-125	7	0-16	
Ethylbenzene	104	98	80-120	6	0-20	
Toluene	100	96	83-125	4	0-9	
Trichloroethene	106	102	89-119	3	0-8	
Vinyl Chloride	93	89	63-135	4	0-13	
Methyl-t-Butyl Ether (MTBE)	102	101	82-118	1	0-13	
Tert-Butyl Alcohol (TBA)	99	92	46-154	7	0-32	
Diisopropyl Ether (DIPE)	102	100	81-123	2	0-11	
Ethyl-t-Butyl Ether (ETBE)	102	101	74-122	2	0-12	
Tert-Amyl-Methyl Ether (TAME)	101	102	76-124	0	0-10	
Ethanol	95	95	60-138	1	0-32	

RPD - Relative Percent Difference , CL - Control Limit

Work Order Number: 07-10-0744

<u>Qualifier</u>	<u>Definition</u>
*	See applicable analysis comment.
1	Surrogate compound recovery was out of control due to a required sample dilution, therefore, the sample data was reported without further clarification.
2	Surrogate compound recovery was out of control due to matrix interference. The associated method blank surrogate spike compound was in control and, therefore, the sample data was reported without further clarification.
3	Recovery of the Matrix Spike (MS) or Matrix Spike Duplicate (MSD) compound was out of control due to matrix interference. The associated LCS and/or LCSD was in control and, therefore, the sample data was reported without further clarification.
4	The MS/MSD RPD was out of control due to matrix interference. The LCS/LCSD RPD was in control and, therefore, the sample data was reported without further clarification.
5	The PDS/PDSD associated with this batch of samples was out of control due to a matrix interference effect. The associated batch LCS/LCSD was in control and, hence, the associated sample data was reported with no further corrective action required.
A	Result is the average of all dilutions, as defined by the method.
B	Analyte was present in the associated method blank.
C	Analyte presence was not confirmed on primary column.
E	Concentration exceeds the calibration range.
H	Sample received and/or analyzed past the recommended holding time.
J	Analyte was detected at a concentration below the reporting limit and above the laboratory method detection limit. Reported value is estimated.
N	Nontarget Analyte.
ND	Parameter not detected at the indicated reporting limit.
Q	Spike recovery and RPD control limits do not apply resulting from the parameter concentration in the sample exceeding the spike concentration by a factor of four or greater.
U	Undetected at the laboratory method detection limit.
X	% Recovery and/or RPD out-of-range.
Z	Analyte presence was not confirmed by second column or GC/MS analysis.



SHELL Chain Of Custody Record

- TA - Irvine, California
- TA - Morgan Hill, California
- TA - Sacramento, California
- TA - Nashville, Tennessee
- Calscience
- Other _____

NAME OF PERSON TO BILL: Denis Brown

ENVIRONMENTAL SERVICES

NETWORK DEV / FE

COMPLIANCE

BILL CONSULTANT

RMT/CRMT

CHECK BOX TO VERIFY IF NO INCIDENT # APPLIES

INCIDENT # (ES ONLY)

9 8 9 9 5 7 5 8

DATE: 10/8/07

PAGE: 1 of 1

SAMPLING COMPANY: Blaine Tech Services	LOG CODE: BTSS	SITE ADDRESS: Street and City 4255 MacArthur Blvd., Oakland	State CA	GLOBAL ID NO.: T0600101261
ADDRESS: 1680 Rogers Avenue, San Jose, CA 95112		EDF DELIVERABLE TO (Name, Company, Office Location): Ana Friel, CRA, Eureka Office	PHONE NO.: (707) 268-3812	E-MAIL: sonomaedf@craworld.com
PROJECT CONTACT (Hardcopy or PDF Report to): Michael Ninokata		SAMPLER NAME(S) (Print): K. Cordes		CONSULTANT PROJECT NO.: 071008-KP1
TELEPHONE: 408-573-0555	FAX: 408-573-7771	E-MAIL: mninokata@blainetech.com		BTS #

TAT (STD IS 10 BUSINESS DAYS / RUSH IS CALENDAR DAYS):

STD 5 DAY 3 DAY 2 DAY 24 HOURS RESULTS NEEDED ON WEEKEND

LA - RWQCB REPORT FORMAT UST AGENCY:

SPECIAL INSTRUCTIONS OR NOTES:

EDD NOT NEEDED

SHELL CONTRACT RATE APPLIES


STATE REIMB RATE APPLIES

RECEIPT VERIFICATION REQUESTED

REQUESTED ANALYSIS

LAB USE ONLY	Field Sample Identification	SAMPLING		MATRIX	NO. OF CONT.	TPH - Gas, Purgeable (8260B)	TPH - Diesel, Extractable (8015M)	BTEX (8260B)	5 Oxygenates (8260B) (MTBE, TBA, DIPE, TAME, ETBE)	MTBE (8260B)	TBA (8260B)	DIPE (8260B)	TAME (8260B)	ETBE (8260B)	1,2 DCA (8260B)	EDB (8260B)	Ethanol (8260B)	Methanol (8015M)	TDS (160.1)	Total Iron (6010B)	Total Lead (6010B)	TEMPERATURE ON RECEIPT C°	FIELD NOTES: Container/Preservative or PID Readings or Laboratory Notes
		DATE	TIME																				
1	MW-1	10/8/07	1322	W	5	X	X	X	X	X	X	X	X	X	X	X	X	X	X	X	X		
2	MW-3		1410		5	X	X	X	X	X	X	X	X	X	X	X	X	X	X	X	X		
3	MW-4		1020		5	X	X	X	X	X	X	X	X	X	X	X	X	X	X	X	X		
4	MW-5		1252		5	X	X	X	X	X	X	X	X	X	X	X	X	X	X	X	X		
5	MW-6		1156		5	X	X	X	X	X	X	X	X	X	X	X	X	X	X	X	X		
6	MW-7		1335		5	X	X	X	X	X	X	X	X	X	X	X	X	X	X	X	X		
7	MW-8		1308		5	X	X	X	X	X	X	X	X	X	X	X	X	X	X	X	X		
8	MW-9		1348		5	X	X	X	X	X	X	X	X	X	X	X	X	X	X	X	X		

Relinquished by: (Signature) <i>[Signature]</i>	Received by: (Signature) <i>[Signature]</i>	Date: 10/8/07	Time: 1600
Relinquished by: (Signature) <i>[Signature] (Sample Custodian)</i>	Received by: (Signature) <i>[Signature]</i>	Date: 10/9/07	Time: 1740
Relinquished by: (Signature) <i>[Signature] (to G50)</i>	Received by: (Signature) <i>[Signature]</i>	Date: 10/10/07	Time: 1030



WORK ORDER #: 07 - 10 - 0744

Cooler 1 of 1

SAMPLE RECEIPT FORM

CLIENT: Blaine Tech

DATE: 10/10/07

TEMPERATURE - SAMPLES RECEIVED BY:

CALSCIENCE COURIER:

- Chilled, cooler with temperature blank provided.
Chilled, cooler without temperature blank.
Chilled and placed in cooler with wet ice.
Ambient and placed in cooler with wet ice.
Ambient temperature.
°C Temperature blank.

LABORATORY (Other than Calscience Courier):

- 9.1 °C Temperature blank.
°C IR thermometer.
Ambient temperature.

Initial: JP

CUSTODY SEAL INTACT:

Sample(s): Cooler: No (Not Intact): Not Present: [checked]

Initial: JP

SAMPLE CONDITION:

Table with 4 columns: Item, Yes, No, N/A. Rows include Chain-Of-Custody document(s), Sampler's name, Sample container label(s), Sample container(s) intact, Correct containers and volume, Proper preservation, VOA vial(s) free of headspace, Tedlar bag(s) free of condensation.

Initial: JP

COMMENTS:

Blank lines for handwritten comments.

SHELL WELLHEAD INSPECTION FORM

(FOR SAMPLE TECHNICIAN)

Site Address 4255 MacArthur Blvd. , Oakland Date 10/8/07

Job Number 071008-EF1 Technician KF Page 1 of 1

Well ID	Well Inspected - No Corrective Action Required	Well Box Meets Compliance Requirements *See Below	Water Bailed From Wellbox	Cap Replaced	Lock Replaced	Well Not Inspected (explain in notes)	New Deficiency Identified	Previously Identified Deficiency Persists	Notes
MW-1							X		No tag
MW-2	X	X							
MW-3	X	X							
MW-4	X	X							
MW-5	X	X							
MW-6							X		No tag
MW-7								X	No tag
MW-8	X	X						X	No tag
MW-9	X							X	No tag

*Well box must meet all three criteria to be compliant: 1) WELL IS SECURABLE BY DESIGN (12" or less) 2) WELL IS MARKED WITH THE WORDS "MONITORING WELL" (12" or less) 3) WELL TAG IS PRESENT, SECURE, AND CORRECT

Notes: _____

SHELL SITE INSPECTION CHECKLIST

Client Shell Date 9-18-07

Site Address 4255 McArthur, Oakland

Job Number 070918-S+Z Technician JF

Site Status _____ Branded Station Vacant Lot Other _____

Inspected / Labeled / Cleaned - all wells on Scope Of Work

Inspected / Cleaned Components - all other identifiable wells N/A

Inspected site for site investigation & site remediation related trip hazards

Completed all outstanding *BLAINE Wellhead Repair Order(s)* N/A

Completed *Shell Wellhead Repair Form(s)* N/A

Inspected treatment / remediation system compound for security, cleanliness and appearance N/A

Inspected vacant lot for signs of habitation, hazardous materials or terrain, overgrown vegetation and security N/A

Visually inspected site drums for condition and proper labeling N/A

Unresolved deficiencies identified - "*Notice of Deficient Condition*" form(s) completed N/A

Notes IDNM Southern side Against Brick wall

PROJECT MANAGER ONLY

Checklist Reviewed mon 9/20 Notes _____
Initial/Date

SHELL WELLHEAD REPAIR FORM

(FOR REPAIR TECHNICIAN)

Site Address 4255 Mc Avoy, Oakland
 Job Number 070018-2+2 Technician ST

Date 9-18-07
 Page 1 of 2

Inspection Point (Well ID or description of location)	Well Inspected, Cleaned, Labeled - No Further Corrective Action Required	Replaced Cap	Replaced Lock	Replaced Lid Seal	Check Indicates deficiency										All Repairs Completed	Remaining Deficiencies Logged onto BLAINE Repair Order	Remaining Deficiencies Logged onto Notice of Deficient Condition - BLAINE Unable to Repair			
					Casing	Annular Seal	Tabs / Bolts	Box Structure	Apron	Trip Hazard	Below Grade	Not Securable by Design (12" diameter or less)	Lid not marked with words "MONITORING WELL"	Other Deficiency				Not Securable by Design (greater than 12" diameter)	Well Not Inspected (explain in notes)	
MW-1																		X		
	Notes: <u>1 of 2 tabs Broken Replaced Box</u>																			
	Well box type / size: <u>8" Emco</u>										Materials used:									
MW-2																			X	
	Notes: <u>Tapped 2 of 2 tabs</u>																			
	Well box type / size: <u>12" Emco</u>										Materials used:									
MW-3																			X	
	Notes: <u>Tapped 2 of 2 tabs</u>																			
	Well box type / size: <u>12" Emco</u>										Materials used:									
MW-4																			X	
	Notes: <u>Tapped 2 of 2 tabs</u>																			
	Well box type / size: <u>12" Emco</u>										Materials used:									
MW-5																			X	
	Notes: <u>Tapped 2 of 2 tabs</u>																			
	Well box type / size: <u>12" Emco</u>										Materials used:									
MW-6																			X	
	Notes: <u>Tapped 2 of 2 tabs</u>																			
	Well box type / size: <u>12" Emco</u>										Materials used:									
MW-7																			X	
	Notes: <u>Tapped 2 of 2 tabs</u>																			
	Well box type / size: <u>12" Emco</u>										Materials used:									

Repair Data Sheet

Job Number 0709182)+2

Inspection Point (Well ID or description of location)	Well Inspected, Cleaned, Labeled - No Further Corrective Action Required	Replaced Cap	Replaced Lock	Replaced Lid Seal	Check Indicates deficiency										Well Not Inspected (explain in notes)	Deficiency Logged on Repair Order	Deficiency Remains Uncorrected/Logged on Site Inspection Checklist	Partial Repair Completed/Outstanding Deficiency Logged on Repair Order	All Repairs Completed				
					Casing	Annular Seal	Tabs / Bolts	Box Structure	Apron	Trip Hazard	Below Grade	Not Securable by Design (12" diameter or less)	Lid not marked with words "MONITORING WELL"	Other Deficiency						Not Securable by Design (greater than 12" diameter)			
MW-8								X											1				
	Notes: Tapped 2 of 2 tabs 17" FENCE																						
MW-9								1															
	Notes: Tapped 2 of 2 tabs 17" FENCE																						
	Notes:																						
	Notes:																						
	Notes:																						
	Notes:																						

WELL GAUGING DATA

Project # 071008-KF1 Date 10/8/07 Client Shell

Site 4255 ~~A~~ MacArthur Blvd., Oakland

Well ID	Time	Well Size (in.)	Sheen / Odor	Depth to Immiscible Liquid (ft.)	Thickness of Immiscible Liquid (ft.)	Volume of Immiscibles Removed (ml)	Depth to water (ft.)	Depth to well bottom (ft.)	Survey Point: TOB or TOC	Notes	
MW-1	0839	4					8.05	23.30	↓		
MW-2	1220	4	Y	12.51	0.19	467ml	12.70	19.74			
MW-3	0906	4	Y	15.18	0.01	-	15.19	21.88			
MW-4	0835	2					8.50	30.38			
MW-5	0824	2					8.01	19.76			
MW-6	0858	2					11.64	23.61			
MW-7	0845	4					9.41	28.93			
MW-8	0839	4					5.63	29.73			
MW-9	0848	4					7.58	29.64		↓	
				* gauged with stringer in well							

SHELL WELL MONITORING DATA SHEET

BTS #: 071008-KF1	Site: 98995758
Sampler: KF	Date: 10/8/07
Well I.D.: MW-1	Well Diameter: 2 3 (4) 6 8
Total Well Depth (TD): 23.30	Depth to Water (DTW): 8.05
Depth to Free Product:	Thickness of Free Product (feet):
Referenced to: PVC Grade	D.O. Meter (if req'd): YSI HACH
DTW with 80% Recharge [(Height of Water Column x 0.20) + DTW]: 11.10	

Purge Method: Bailer Watertra Sampling Method: Bailer
 Disposable Bailer Peristaltic Disposable Bailer
 Positive Air Displacement Extraction Pump Extraction Port
 Electric Submersible Other _____ Dedicated Tubing

Other: _____

9.9	3	=	29.7
(Gals.) X	Specified Volumes		Gals.
I Case Volume Calculated Volume			

Well Diameter	Multiplier	Well Diameter	Multiplier
1"	0.04	4"	0.65
2"	0.16	6"	1.47
3"	0.37	Other	radius ² * 0.163

Time	Temp (°F)	pH	Cond. (mS or μS)	Turbidity (NTUs)	Gals. Removed	Observations
1037	69.8	7.17	1033	45.1	9.9	clear
1039	70.1	7.08	1030	22.6	19.8	clear
1041	69.7	7.11	1030	15.8	29.7	clear
						DTW = 19.79

Did well dewater? Yes No Gallons actually evacuated: 29.7

Sampling Date: 10/8/07 Sampling Time: 1322 Depth to Water: 13.49 (2WS)

Sample I.D.: MW-1 Laboratory: STL Other: Cal Science

Analyzed for: TPH-G BTEX MTBE TPH-D Other: see CDC

EB I.D. (if applicable): @ Time Duplicate I.D. (if applicable):

Analyzed for: TPH-G BTEX MTBE TPH-D Other:

D.O. (if req'd):	Pre-purge:	mg/L	Post-purge:	mg/L
O.R.P. (if req'd):	Pre-purge:	mV	Post-purge:	mV

19x-65x

SHELL WELL MONITORING DATA SHEET

BTS #: 671008-KF1	Site: 98995758
Sampler: KF	Date: 10/8/07
Well I.D.: MW-2	Well Diameter: 2 3 <u>4</u> 6 8
Total Well Depth (TD): 19.74	Depth to Water (DTW): 12.70
Depth to Free Product: 12.51	Thickness of Free Product (feet): 0.19
Referenced to: <u>PVC</u> Grade	D.O. Meter (if req'd): YSI HACH
DTW with 80% Recharge [(Height of Water Column x 0.20) + DTW]:	

Purge Method: ~~Bailer~~
~~Disposable Bailer~~
~~Positive Air Displacement~~
~~Electric Submersible~~

Watterra
 Peristaltic
 Extraction Pump
 Other _____

Sampling Method: ~~Bailer~~
~~Disposable Bailer~~
~~Extraction Port~~
~~Dedicated Tubing~~

Other: _____

_____ (Gals.) X _____ = _____ Gals.
 1 Case Volume Specified Volumes Calculated Volume

Well Diameter	Multiplier	Well Diameter	Multiplier
1"	0.04	4"	0.65
2"	0.16	6"	1.47
3"	0.37	Other	radius ² * 0.163

Time	Temp (°F)	pH	Cond. (mS or µS)	Turbidity (NTUs)	Gals. Removed	Observations
						* did not sample due to SPH in well
						Bailed ~467ml of SPH to drum outside

Did well dewater? Yes No Gallons actually evacuated: _____

Sampling Date: _____ Sampling Time: _____ Depth to Water: _____

Sample I.D.: _____ Laboratory: STL Other _____

Analyzed for: TPH-G BTEX MTBE TPH-D Other: _____

EB I.D. (if applicable): _____ @ _____ Time Duplicate I.D. (if applicable): _____

Analyzed for: TPH-G BTEX MTBE TPH-D Other: _____

D.O. (if req'd):	Pre-purge:		mg/L	Post-purge:		mg/L
O.R.P. (if req'd):	Pre-purge:		mV	Post-purge:		mV

Blaine Tech Services, Inc. 1680 Rogers Ave., San Jose, CA 95112 (800) 545-7558

SHELL WELL MONITORING DATA SHEET

BTS #: 071008-1CF1	Site: 98995758
Sampler: KF	Date: 10/8/07
Well I.D.: MW-3	Well Diameter: 2 3 (4) 6 8
Total Well Depth (TD): 21.88	Depth to Water (DTW): 15.19
Depth to Free Product: 12.5 15.18	Thickness of Free Product (feet): 0.01
Referenced to: <u>PVC</u> ES Grade	D.O. Meter (if req'd): YSI HACH
DTW with 80% Recharge [(Height of Water Column x 0.20) + DTW]: 16.53	

Purge Method: Bailer Waterra Sampling Method: Bailer
 Disposable Bailer Peristaltic Disposable Bailer
 Positive Air Displacement Extraction Pump Extraction Port
 Electric Submersible Other _____ Dedicated Tubing

Other: _____

$4.3 \text{ (Gals.)} \times 3 = 12.9 \text{ Gals.}$	<table border="1" style="width: 100%; border-collapse: collapse;"> <thead> <tr> <th>Well Diameter</th> <th>Multiplier</th> <th>Well Diameter</th> <th>Multiplier</th> </tr> </thead> <tbody> <tr> <td>1"</td> <td>0.04</td> <td>4"</td> <td>0.65</td> </tr> <tr> <td>2"</td> <td>0.16</td> <td>6"</td> <td>1.47</td> </tr> <tr> <td>3"</td> <td>0.37</td> <td>Other</td> <td>radius² * 0.163</td> </tr> </tbody> </table>	Well Diameter	Multiplier	Well Diameter	Multiplier	1"	0.04	4"	0.65	2"	0.16	6"	1.47	3"	0.37	Other	radius ² * 0.163
Well Diameter	Multiplier	Well Diameter	Multiplier														
1"	0.04	4"	0.65														
2"	0.16	6"	1.47														
3"	0.37	Other	radius ² * 0.163														
1 Case Volume Specified Volumes Calculated Volume																	

Time	Temp (°F)	pH	Cond. (mS or μ S)	Turbidity (NTUs)	Gals. Removed	Observations
1208	71.8	6.90	1157	93.9	4.3	clear
	well dewatered at			6 gallons		
1410	73.5	6.82	1064	21.5	—	clear

Did well dewater? Yes No Gallons actually evacuated: 6

Sampling Date: 10/8/07 Sampling Time: 1410 Depth to Water: 15.98

Sample I.D.: MW-3 Laboratory: STL Other: CalScience

Analyzed for: TPH-G BTEX MTBE TPH-D Other: see COC

EB I.D. (if applicable): @ Time Duplicate I.D. (if applicable):

Analyzed for: TPH-G BTEX MTBE TPH-D Other:

D.O. (if req'd):	Pre-purge:	mg/L	Post-purge:	mg/L
O.R.P. (if req'd):	Pre-purge:	mV	Post-purge:	mV

SHELL WELL MONITORING DATA SHEET

BTS #: 071008-KF1	Site: 98995758
Sampler: KF	Date: 10/8/07
Well I.D.: MW-4	Well Diameter: (2) 3 4 6 8
Total Well Depth (TD): 30.38	Depth to Water (DTW): 8.50
Depth to Free Product:	Thickness of Free Product (feet):
Referenced to: PVC Grade	D.O. Meter (if req'd): YSI HACH
DTW with 80% Recharge [(Height of Water Column x 0.20) + DTW]: 12.88	

Purge Method: <input checked="" type="checkbox"/> Bailer <input type="checkbox"/> Disposable Bailer <input type="checkbox"/> Positive Air Displacement <input type="checkbox"/> Electric Submersible	Waterra <input type="checkbox"/> Peristaltic <input type="checkbox"/> Extraction Pump <input type="checkbox"/> Other _____	Sampling Method: <input checked="" type="checkbox"/> Bailer <input type="checkbox"/> Disposable Bailer <input type="checkbox"/> Extraction Port <input type="checkbox"/> Dedicated Tubing Other: _____
---	---	--

$3.5 \text{ (Gals.)} \times 3 = 10.5 \text{ Gals.}$ 1 Case Volume Specified Volumes Calculated Volume	<table border="1" style="width: 100%; border-collapse: collapse; font-size: small;"> <thead> <tr> <th>Well Diameter</th> <th>Multiplier</th> <th>Well Diameter</th> <th>Multiplier</th> </tr> </thead> <tbody> <tr> <td>1"</td> <td>0.04</td> <td>4"</td> <td>0.65</td> </tr> <tr> <td>2"</td> <td>0.16</td> <td>6"</td> <td>1.47</td> </tr> <tr> <td>3"</td> <td>0.37</td> <td>Other</td> <td>radius² * 0.163</td> </tr> </tbody> </table>	Well Diameter	Multiplier	Well Diameter	Multiplier	1"	0.04	4"	0.65	2"	0.16	6"	1.47	3"	0.37	Other	radius ² * 0.163
Well Diameter	Multiplier	Well Diameter	Multiplier														
1"	0.04	4"	0.65														
2"	0.16	6"	1.47														
3"	0.37	Other	radius ² * 0.163														

Time	Temp (°F)	pH	Cond. (mS or μ S)	Turbidity (NTUs)	Gals. Removed	Observations
1002	68.9	6.99	1051	650	3.5	Cloudy
1006	68.8	6.85	1042	513	7	Cloudy
1010	68.6	6.90	1037	71000	10.5	brown
						DTW=13.12

Did well dewater? Yes <input type="checkbox"/> No <input checked="" type="checkbox"/>	Gallons actually evacuated: 12.5	
Sampling Date: 10/8/07	Sampling Time: 1020	Depth to Water: 12.88
Sample I.D.: MW-4	Laboratory: STL	Other: Cal Science
Analyzed for: TPH-G BTEX MTBE TPH-D	Other: see WCL	
EB I.D. (if applicable): @ _____ Time	Duplicate I.D. (if applicable):	
Analyzed for: TPH-G BTEX MTBE TPH-D	Other:	
D.O. (if req'd): Pre-purge: _____ mg/L	Post-purge: _____ mg/L	
O.R.P. (if req'd): Pre-purge: _____ mV	Post-purge: _____ mV	

SHELL WELL MONITORING DATA SHEET

BTS #: 071008-KF1	Site: 98995758
Sampler: KF	Date: 10/8/07
Well I.D.: MW-5	Well Diameter: (2) 3 4 6 8
Total Well Depth (TD): 19.76	Depth to Water (DTW): 8.01
Depth to Free Product: 3	Thickness of Free Product (feet):
Referenced to: PVC Grade	D.O. Meter (if req'd): YSI HACH
DTW with 80% Recharge [(Height of Water Column x 0.20) + DTW]: 10.36	

Purge Method: Bailer Waterra Sampling Method: Bailer
 Disposable Bailer Peristaltic Disposable Bailer
 Positive Air Displacement Extraction Pump Extraction Port
 Electric Submersible Other _____ Dedicated Tubing

Other: _____

Well Diameter	Multiplier	Well Diameter	Multiplier
1"	0.04	4"	0.65
2"	0.16	6"	1.47
3"	0.37	Other	radius ² * 0.163

1.9	(Gals.) X	3	=	5.7	Gals.
1 Case Volume		Specified Volumes		Calculated Volume	

Time	Temp (°F)	pH	Cond. (mS or <u>µS</u>)	Turbidity (NTUs)	Gals. Removed	Observations
0921	65.5	7.03	692	501	1.9	cloudy
0924	66.0	6.92	670	973	3.8	brown
0927	65.5	6.86	670	71000	5.7	brown
						DTW = 11.91

Did well dewater? Yes No Gallons actually evacuated: 5.7

Sampling Date: 10/8/07 Sampling Time: 1252 Depth to Water: 8.30

Sample I.D.: MW-5 Laboratory: STL Other: CalSerrano

Analyzed for: TPH-G BTEX MTBE TPH-D Other: See COC

EB I.D. (if applicable): @ Time Duplicate I.D. (if applicable):

Analyzed for: TPH-G BTEX MTBE TPH-D Other:

D.O. (if req'd):	Pre-purge:	mg/L	Post-purge:	mg/L
O.R.P. (if req'd):	Pre-purge:	mV	Post-purge:	mV

SHELL WELL MONITORING DATA SHEET

BTS #: 071008-KF1	Site: 98995758
Sampler: KF	Date: 10/8/07
Well I.D.: MW-6	Well Diameter: (2) 3 4 6 8
Total Well Depth (TD): 11.64 23.61	Depth to Water (DTW): 23.61 11.64
Depth to Free Product:	Thickness of Free Product (feet):
Referenced to: (PVC) Grade	D.O. Meter (if req'd): YSI HACH
DTW with 80% Recharge [(Height of Water Column x 0.20) + DTW]: 26.08 14.03	

Purge Method: <input checked="" type="checkbox"/> Bailer <input type="checkbox"/> Disposable Bailer <input type="checkbox"/> Positive Air Displacement <input type="checkbox"/> Electric Submersible	Waterra <input type="checkbox"/> Peristaltic <input type="checkbox"/> Extraction Pump Other: _____	Sampling Method: <input checked="" type="checkbox"/> Bailer <input type="checkbox"/> Disposable Bailer <input type="checkbox"/> Extraction Port <input type="checkbox"/> Dedicated Tubing Other: _____
---	---	--

$1.9 \text{ (Gals.)} \times 3 = 5.7 \text{ Gals.}$ I Case Volume Specified Volumes Calculated Volume	<table border="1" style="width: 100%; border-collapse: collapse;"> <thead> <tr> <th>Well Diameter</th> <th>Multiplier</th> <th>Well Diameter</th> <th>Multiplier</th> </tr> </thead> <tbody> <tr> <td>1"</td> <td>0.04</td> <td>4"</td> <td>0.65</td> </tr> <tr> <td>2"</td> <td>0.16</td> <td>6"</td> <td>1.47</td> </tr> <tr> <td>3"</td> <td>0.37</td> <td>Other</td> <td>radius² * 0.163</td> </tr> </tbody> </table>	Well Diameter	Multiplier	Well Diameter	Multiplier	1"	0.04	4"	0.65	2"	0.16	6"	1.47	3"	0.37	Other	radius ² * 0.163
Well Diameter	Multiplier	Well Diameter	Multiplier														
1"	0.04	4"	0.65														
2"	0.16	6"	1.47														
3"	0.37	Other	radius ² * 0.163														

Time	Temp (°F)	pH	Cond. (mS or μ S)	Turbidity (NTUs)	Gals. Removed	Observations
1140	69.8	6.83	1084	>1000	1.9	brown
1143	69.7	6.86	1114	>1000	3.8	"
1146	69.9	6.94	1110	>1000	5.7	81

Did well dewater? Yes <input type="checkbox"/> No <input checked="" type="checkbox"/>	Gallons actually evacuated: 5.7	
Sampling Date: 10/8/07	Sampling Time: 1156	Depth to Water: 12.03
Sample I.D.: MW-6	Laboratory: STL	Other: Cal Science
Analyzed for: TPH-G BTEX MTBE TPH-D	Other: see WDC	
EB I.D. (if applicable): @ Time	Duplicate I.D. (if applicable):	
Analyzed for: TPH-G BTEX MTBE TPH-D	Other:	
D.O. (if req'd): Pre-purge:	mg/L	Post-purge: mg/L
O.R.P. (if req'd): Pre-purge:	mV	Post-purge: mV

SHELL WELL MONITORING DATA SHEET

BTS #: 071008-KF1	Site: 98995758
Sampler: KF	Date: 10/8/07
Well I.D.: MW-7	Well Diameter: 2 3 <u>4</u> 6 8
Total Well Depth (TD): 28.93	Depth to Water (DTW): 9.41
Depth to Free Product:	Thickness of Free Product (feet):
Referenced to: <u>PVC</u> Grade	D.O. Meter (if req'd): YSI HACH
DTW with 80% Recharge [(Height of Water Column x 0.20) + DTW]: 13.31	

Purge Method: Bailer Waterra Sampling Method: Bailer
 Disposable Bailer Peristaltic Disposable Bailer
 Positive Air Displacement Extraction Pump Extraction Port
 Electric Submersible Other _____ Dedicated Tubing

Other: _____

12.7 (Gals.) X 3 = 38.1 Gals.
 I Case Volume Specified Volumes Calculated Volume

Well Diameter	Multiplier	Well Diameter	Multiplier
1"	0.04	4"	0.65
2"	0.16	6"	1.47
3"	0.37	Other	radius ² * 0.163

Time	Temp (°F)	pH	Cond. (mS or <u>µS</u>)	Turbidity (NTUs)	Gals. Removed	Observations
1058	67.9	7.28	829	6.95	12.7	clear
1100	68.9	7.14	856	4.23	25.4	clear, odor
1103	67.5	7.23	796	19.3	38.1	clear, odor
						DTW = 26.24

Did well dewater? Yes No Gallons actually evacuated: 38.1

Sampling Date: 10/8/07 Sampling Time: 1335 Depth to Water: ~~26.24~~ 23.23 (26)

Sample I.D.: MW-7 Laboratory: STL Other Cal Science

Analyzed for: TPH-G BTEX MTBE TPH-D Other: see CDC

EB I.D. (if applicable): @ _____ Time Duplicate I.D. (if applicable):

Analyzed for: TPH-G BTEX MTBE TPH-D Other:

D.O. (if req'd):	Pre-purge:	mg/L	Post-purge:	mg/L
O.R.P. (if req'd):	Pre-purge:	mV	Post-purge:	mV

SHELL WELL MONITORING DATA SHEET

BTS #: 071008-KF1	Site: 98995758
Sampler: KF	Date: 10/8/07
Well I.D.: MW-8	Well Diameter: 2 3 <u>4</u> 6 8
Total Well Depth (TD): 29.73	Depth to Water (DTW): 5.63
Depth to Free Product:	Thickness of Free Product (feet):
Referenced to: <u>PVC</u> Grade	D.O. Meter (if req'd): YSI HACH
DTW with 80% Recharge [(Height of Water Column x 0.20) + DTW]: 10.45	

Purge Method: Bailer Watera Sampling Method: Bailer
Disposable Bailer Peristaltic Disposable Bailer
Positive Air Displacement Extraction Pump Extraction Port
 Electric Submersible Other _____ Dedicated Tubing

Other: _____

$$15.7 \text{ (Gals.)} \times 3 = 47.1 \text{ Gals.}$$

1 Case Volume Specified Volumes Calculated Volume

Well Diameter	Multiplier	Well Diameter	Multiplier
1"	0.04	4"	0.65
2"	0.16	6"	1.47
3"	0.37	Other	radius ² * 0.163

Time	Temp (°F)	pH	Cond. (mS or μ S)	Turbidity (NTUs)	Gals. Removed	Observations
0942	65.9	7.10	934	31.7	15.7	Clear
0945	67.7	7.11	975	19.0	31.4	Clear
0948	67.0	7.05	942	134	47.1	Cloudy
						DTW = 25.56

Did well dewater? Yes No Gallons actually evacuated: 47.1

Sampling Date: 10/8/07 Sampling Time: 1308 Depth to Water: 6.94

Sample I.D.: MW-8 Laboratory: STL Other: Cal Service

Analyzed for: TPH-G BTEX MTBE TPH-D Other: See Coc

EB I.D. (if applicable): @ Time Duplicate I.D. (if applicable):

Analyzed for: TPH-G BTEX MTBE TPH-D Other: _____

D.O. (if req'd):	Pre-purge:	mg/L	Post-purge:	mg/L
O.R.P. (if req'd):	Pre-purge:	mV	Post-purge:	mV

SHELL WELL MONITORING DATA SHEET

BTS #: 071008-KF1	Site: 98995758
Sampler: KF	Date: 10/8/07
Well I.D.: MW-9	Well Diameter: 2 3 <u>4</u> 6 8
Total Well Depth (TD): 29.64	Depth to Water (DTW): 7.58
Depth to Free Product:	Thickness of Free Product (feet):
Referenced to: <u>(PVC)</u> Grade	D.O. Meter (if req'd): YSI HACH
DTW with 80% Recharge [(Height of Water Column x 0.20) + DTW]: 11.99	

Purge Method: Bailer Watertra Sampling Method: Bailer
 Disposable Bailer Peristaltic Disposable Bailer
 Positive Air Displacement Extraction Pump Extraction Port
~~Electric Submersible~~ Other _____ Dedicated Tubing

$\frac{14.3 \text{ (Gals.)} \times 3}{1 \text{ Case Volume Specified Volumes}} = 42.9 \text{ Gals. Calculated Volume}$	<table border="1" style="width: 100%; border-collapse: collapse;"> <thead> <tr> <th>Well Diameter</th> <th>Multiplier</th> <th>Well Diameter</th> <th>Multiplier</th> </tr> </thead> <tbody> <tr> <td>1"</td> <td>0.04</td> <td>4"</td> <td>0.65</td> </tr> <tr> <td>2"</td> <td>0.16</td> <td>6"</td> <td>1.47</td> </tr> <tr> <td>3"</td> <td>0.37</td> <td>Other</td> <td>radius² * 0.163</td> </tr> </tbody> </table>	Well Diameter	Multiplier	Well Diameter	Multiplier	1"	0.04	4"	0.65	2"	0.16	6"	1.47	3"	0.37	Other	radius ² * 0.163
Well Diameter	Multiplier	Well Diameter	Multiplier														
1"	0.04	4"	0.65														
2"	0.16	6"	1.47														
3"	0.37	Other	radius ² * 0.163														

Time	Temp (°F)	pH	Cond. (mS or <u>µS</u>)	Turbidity (NTUs)	Gals. Removed	Observations
1117	67.6	7.27	755	16.5	14.3	clear
1120	69.0	7.28	804	30.2	28.6	clear
1122	67.8	7.26	781	26.8	42.9	clear
						DTW = 27.19

Did well dewater? Yes No Gallons actually evacuated: 42.9

Sampling Date: 10/8/07 Sampling Time: 1348 Depth to Water: 15.34 (2 hrs)

Sample I.D.: MW-9 Laboratory: STL Other: Cal Science

Analyzed for: TPH-G BTEX MTBE TPH-D Other: See COC

EB I.D. (if applicable): @ Time Duplicate I.D. (if applicable):

Analyzed for: TPH-G BTEX MTBE TPH-D Other:

D.O. (if req'd):	Pre-purge:	mg/L	Post-purge:	mg/L
O.R.P. (if req'd):	Pre-purge:	mV	Post-purge:	mV

Attachment B

**76 Service Station #1156 – Groundwater Monitoring Data
and Analytical Results**

Table 1
CURRENT FLUID LEVELS AND SELECTED ANALYTICAL RESULTS
October 8, 2007
76 Station 1156

Date Sampled	TOC Elevation	Depth to Water	LPH Thickness	Ground-water Elevation	Change in Elevation	TPH-G (8015M)	TPH-G (GC/MS)	Benzene	Toluene	Ethyl-benzene	Total Xylenes	MTBE (8021B)	MTBE (8260B)	Comments
	(feet)	(feet)	(feet)	(feet)	(feet)	(µg/l)	(µg/l)	(µg/l)	(µg/l)	(µg/l)	(µg/l)	(µg/l)	(µg/l)	
MW-1		(Screen Interval in feet: 5.0-25.0)												
10/8/07	177.54	--	--	--	--	--	--	--	--	--	--	--	--	Fence locked to access well
MW-2		(Screen Interval in feet: 5.0-25.0)												
10/8/07	173.50	4.93	0.00	168.57	-0.52	3400	--	38	1.6	13	2.1	5000	4000	
MW-3		(Screen Interval in feet: 5.0-25.0)												
10/8/07	178.13	7.05	0.00	171.08	-0.54	2100	--	72	65	180	290	180	120	
MW-4		(Screen Interval in feet: 5.0-25.0)												
10/8/07	178.96	5.48	0.00	173.48	-0.13	290	--	17	2.3	3.8	14	160	150	
MW-5		(Screen Interval in feet: DNA)												
10/8/07	169.18	2.28	0.00	166.90	-0.36	200	--	ND<0.30	ND<0.30	ND<0.30	ND<0.60	310	280	
MW-6		(Screen Interval in feet: DNA)												
10/8/07	169.04	2.35	0.00	166.69	-0.39	ND<50	--	ND<0.30	ND<0.30	ND<0.30	ND<0.60	ND<1.0	0.80	
MW-7		(Screen Interval in feet: DNA)												
10/8/07	171.64	7.42	0.00	164.22	-0.32	1600	--	0.47	0.49	ND<0.30	ND<0.60	2500	2200	

Table 1 a
ADDITIONAL CURRENT ANALYTICAL RESULTS
76 Station 1156

Date Sampled	TBA	Ethanol (8260B)	Ethylene-dibromide (EDB)	1,2-DCA (EDC)	DIPE	ETBE	TAME
	(µg/l)	(µg/l)	(µg/l)	(µg/l)	(µg/l)	(µg/l)	(µg/l)
MW-2							
10/8/07	20000	ND<250	ND<0.50	ND<0.50	ND<0.50	ND<0.50	ND<0.50
MW-3							
10/8/07	ND<20	ND<500	ND<1.0	1.1	ND<1.0	ND<1.0	ND<1.0
MW-4							
10/8/07	ND<20	ND<500	ND<1.0	ND<1.0	ND<1.0	ND<1.0	ND<1.0
MW-5							
10/8/07	ND<10	ND<250	ND<0.50	1.3	ND<0.50	ND<0.50	ND<0.50
MW-6							
10/8/07	ND<10	ND<250	ND<0.50	ND<0.50	ND<0.50	ND<0.50	ND<0.50
MW-7							
10/8/07	ND<500	ND<12000	ND<25	ND<25	ND<25	ND<25	ND<25

Table 2
HISTORIC FLUID LEVELS AND SELECTED ANALYTICAL RESULTS
July 1999 Through October 2007
76 Station 1156

Date Sampled	TOC Elevation	Depth to Water	LPH Thickness	Ground-water Elevation	Change in Elevation	TPH-G (8015M)	TPH-G (GC/MS)	Benzene	Toluene	Ethyl-benzene	Total Xylenes	MTBE (8021B)	MTBE (8260B)	Comments
(feet)	(feet)	(feet)	(feet)	(feet)	(feet)	(µg/l)	(µg/l)	(µg/l)	(µg/l)	(µg/l)	(µg/l)	(µg/l)	(µg/l)	
MW-1 (Screen Interval in feet: 5.0-25.0)														
7/20/99	174.86	7.50	0.00	167.36	--	120000	--	11000	27000	3300	18000	ND	--	
9/28/99	174.86	8.75	0.00	166.11	-1.25	6020	--	1030	1040	68.5	412	321	333	
1/7/00	174.86	9.05	0.02	165.82	-0.29	72700	--	7410	13900	2070	9620	ND	--	GWE corrected
3/31/00	174.86	7.18	0.00	167.68	1.86	92000	--	10000	23000	3200	14000	ND	--	
7/14/00	174.86	7.68	0.00	167.18	-0.50	108000	--	8250	18700	3750	17800	ND	--	
10/3/00	174.86	7.99	0.00	166.87	-0.31	96000	--	8760	20000	3350	15600	ND	--	
1/3/01	174.86	9.18	0.00	165.68	-1.19	37000	--	5800	13000	1700	8100	2200	--	
4/4/01	174.86	8.05	0.00	166.81	1.13	86900	--	7780	18500	2470	11800	ND	481	
7/17/01	174.86	7.01	0.00	167.85	1.04	79000	--	5600	11000	2800	12000	ND	230	
10/3/01	177.54	7.89	0.00	169.65	1.80	99000	--	8200	18000	3000	16000	ND<2500	--	
10/5/01	177.54	7.91	0.00	169.63	-0.02	--	--	--	--	--	--	--	--	
1/28/02	177.54	5.98	0.00	171.56	1.93	110000	--	8900	19000	2600	12000	3000	440	
4/25/02	177.54	6.19	0.00	171.35	-0.21	93000	--	8100	18000	3000	15000	810	670	
7/18/02	177.54	6.99	0.00	170.55	-0.80	69000	--	5400	10000	2100	10000	ND<500	620	
10/7/02	177.54	7.73	0.00	169.81	-0.74	82000	--	9200	20000	2600	13000	1300	760	
1/6/03	177.54	5.48	0.00	172.06	2.25	82000	--	6500	18000	2700	11000	ND<1000	790	
4/7/03	177.54	6.30	0.00	171.24	-0.82	74000	--	7000	15000	2400	11000	1000	800	
7/7/03	177.54	6.47	0.00	171.07	-0.17	60000	--	6400	11000	2600	11000	600	530	
10/9/03	177.54	7.85	0.00	169.69	-1.38	91000	81000	8100	17000	3200	14000	--	660	Sampled for TPH-G by 8015M on 11/14/03.
1/14/04	177.54	6.69	0.00	170.85	1.16	98000	--	8000	21000	2600	15000	ND<1300	ND<800	
4/28/04	177.54	6.43	0.00	171.11	0.26	93000	--	9000	20000	1300	10000	1400	560	
7/12/04	177.54	7.44	0.00	170.10	-1.01	57000	--	6900	7200	1600	580	490	440	
10/25/04	177.54	7.54	0.00	170.00	-0.10	66000	--	7300	19000	2700	14000	ND<1300	330	

Table 2
HISTORIC FLUID LEVELS AND SELECTED ANALYTICAL RESULTS
July 1999 Through October 2007
76 Station 1156

Date Sampled	TOC Elevation	Depth to Water	LPH Thickness	Ground-water Elevation	Change in Elevation	TPH-G (8015M)	TPH-G (GC/MS)	Benzene	Toluene	Ethyl-benzene	Total Xylenes	MTBE (8021B)	MTBE (8260B)	Comments
(feet)	(feet)	(feet)	(feet)	(feet)	(feet)	(µg/l)	(µg/l)	(µg/l)	(µg/l)	(µg/l)	(µg/l)	(µg/l)	(µg/l)	
MW-1 continued														
1/17/05	177.54	5.79	0.00	171.75	1.75	86000	--	8600	21000	3200	15000	ND<1300	570	
4/6/05	177.54	4.93	0.00	172.61	0.86	85000	--	8400	20000	3200	16000	ND<1300	580	
7/8/05	177.54	5.35	0.00	172.19	-0.42	69000	--	7100	17000	2700	14000	ND<1300	290	
10/7/05	177.54	5.96	0.00	171.58	-0.61	68000	--	5900	8300	1800	8300	330	250	
1/27/06	177.54	5.08	0.00	172.46	0.88	94000	--	7400	19000	3700	14000	450	360	
4/28/06	177.54	4.85	0.00	172.69	0.23	74000	--	6400	13000	2300	10000	460	280	
7/28/06	177.54	5.32	0.00	172.22	-0.47	74000	--	6600	12000	3100	13000	330	220	
10/27/06	177.54	6.13	0.00	171.41	-0.81	100000	--	8300	20000	3600	16000	280	250	
1/10/07	177.54	5.47	0.00	172.07	0.66	84000	--	7100	15000	2600	13000	350	260	
4/13/07	177.54	5.60	0.00	171.94	-0.13	27000	--	5600	840	2300	3200	270	220	
7/19/07	177.54	5.69	0.00	171.85	-0.09	83000	--	6000	15000	2600	13000	1000	200	
10/8/07	177.54	--	--	--	--	--	--	--	--	--	--	--	--	Fence locked to access well
MW-2 (Screen Interval in feet: 5.0-25.0)														
7/20/99	173.01	5.40	--	167.61	--	ND	--	ND	ND	ND	ND	4500	11000	
9/28/99	173.01	5.60	0.00	167.41	-0.20	1390	--	124	ND	62.9	43.1	5280	6150	
1/7/00	173.01	5.92	0.00	167.09	-0.32	1450	--	99	ND	23.8	16	33100	--	
3/31/00	173.01	5.23	0.00	167.78	0.69	ND	--	42	ND	ND	ND	17000	--	
7/14/00	173.01	5.52	0.00	167.49	-0.29	ND	--	44.7	ND	ND	ND	66500	--	
10/3/00	173.01	6.04	0.00	166.97	-0.52	ND	--	56.7	ND	ND	ND	57500	--	
1/3/01	173.01	6.42	0.00	166.59	-0.38	ND	--	ND	ND	ND	ND	49000	--	
4/4/01	173.01	6.14	0.00	166.87	0.28	ND	--	ND	ND	ND	ND	38700	37800	
7/17/01	173.01	5.30	0.00	167.71	0.84	ND	--	ND	ND	ND	ND	65000	56000	
10/3/01	173.50	7.38	0.00	166.12	-1.59	ND<250	--	2.7	ND<2.5	ND<2.5	ND<2.5	14000	18000	
1/28/02	173.50	5.68	0.00	167.82	1.70	ND<250	--	2.5	4.4	2.8	7.4	11000	10000	

Table 2
HISTORIC FLUID LEVELS AND SELECTED ANALYTICAL RESULTS
July 1999 Through October 2007
76 Station 1156

Date Sampled	TOC Elevation (feet)	Depth to Water (feet)	LPH Thickness (feet)	Ground-water Elevation (feet)	Change in Elevation (feet)	TPH-G (8015M) (µg/l)	TPH-G (GC/MS) (µg/l)	Benzene (µg/l)	Toluene (µg/l)	Ethyl-benzene (µg/l)	Total Xylenes (µg/l)	MTBE (8021B) (µg/l)	MTBE (8260B) (µg/l)	Comments
MW-2 continued														
4/25/02	173.50	5.82	0.00	167.68	-0.14	ND<50	--	ND<0.50	ND<0.50	ND<0.50	ND<0.50	8400	8100	
7/18/02	173.50	6.90	0.00	166.60	-1.08	ND<500	--	ND<5.0	ND<5.0	ND<5.0	ND<5.0	4300	8800	
10/7/02	173.50	7.54	0.00	165.96	-0.64	4300	--	ND<10	27	21	75	7100	5900	
1/6/03	173.50	6.79	0.00	166.71	0.75	5900	--	ND<5.0	ND<5.0	ND<5.0	ND<5.0	31000	35000	
4/7/03	173.50	6.49	0.00	167.01	0.30	1500	--	ND<10	14	11	38	2000	1500	
7/7/03	173.50	6.72	0.00	166.78	-0.23	ND<2500	--	ND<25	ND<25	ND<25	ND<25	5500	8300	
10/9/03	173.50	7.16	0.00	166.34	-0.44	3500	ND<5000	ND<50	ND<50	ND<50	ND<100	--	8500	Sampled for TPH-G by 8015M on 11/14/03.
1/14/04	173.50	5.53	0.00	167.97	1.63	3200	--	ND<25	ND<25	ND<25	ND<25	2600	3200	
4/28/04	173.50	5.21	0.00	168.29	0.32	22000	--	ND<3	9.2	ND<3	ND<6	35000	22000	
7/12/04	173.50	5.83	0.00	167.67	-0.62	1700	--	3.8	18	2.6	16	3000	3000	
10/25/04	173.50	6.89	0.00	166.61	-1.06	3400	--	ND<25	ND<25	ND<25	ND<25	1800	1600	
1/17/05	173.50	5.70	0.00	167.80	1.19	1700	--	ND<10	ND<10	ND<10	ND<10	1600	1500	
4/6/05	173.50	4.50	0.00	169.00	1.20	3000	--	ND<20	ND<20	ND<20	ND<20	2500	3200	
7/8/05	173.50	4.69	0.00	168.81	-0.19	ND<2000	--	ND<20	ND<20	ND<20	ND<20	2900	3100	
10/7/05	173.50	4.61	0.00	168.89	0.08	7500	--	6.7	6.6	ND<3.0	ND<6.0	5900	5200	
1/27/06	173.50	4.10	0.00	169.40	0.51	2500	--	1.0	2.6	ND<0.30	ND<0.60	2600	2800	
4/28/06	173.50	3.75	0.00	169.75	0.35	3100	--	9.4	3.6	0.94	3.4	3700	3600	
7/28/06	173.50	4.34	0.00	169.16	-0.59	3000	--	2.0	ND<1.5	ND<1.5	ND<3.0	3000	2900	
10/27/06	173.50	5.62	0.00	167.88	-1.28	1800	--	1.5	ND<1.5	ND<1.5	ND<3.0	1600	1300	
1/10/07	173.50	4.02	0.00	169.48	1.60	2100	--	1.1	ND<0.60	ND<0.60	ND<1.2	2300	2000	
4/13/07	173.50	4.03	0.00	169.47	-0.01	3300	--	12	1.6	0.46	1.1	3600	3200	
7/19/07	173.50	4.41	0.00	169.09	-0.38	2500	--	21	0.64	5.1	1.5	2000	2000	
10/8/07	173.50	4.93	0.00	168.57	-0.52	3400	--	38	1.6	13	2.1	5000	4000	

Table 2
HISTORIC FLUID LEVELS AND SELECTED ANALYTICAL RESULTS
July 1999 Through October 2007
76 Station 1156

Date Sampled	TOC Elevation (feet)	Depth to Water (feet)	LPH Thickness (feet)	Ground-water Elevation (feet)	Change in Elevation (feet)	TPH-G (8015M) (µg/l)	TPH-G (GC/MS) (µg/l)	Benzene (µg/l)	Toluene (µg/l)	Ethyl-benzene (µg/l)	Total Xylenes (µg/l)	MTBE (8021B) (µg/l)	MTBE (8260B) (µg/l)	Comments
MW-3 (Screen Interval in feet: 5.0-25.0)														
7/20/99	178.44	8.50	--	169.94	--	1000	--	76	52	79	76	330	--	
9/28/99	178.44	8.31	0.00	170.13	0.19	1860	--	174	95.4	71.8	135	443	288	
1/7/00	178.44	8.56	0.00	169.88	-0.25	28400	--	2450	3090	1560	3910	1940	--	
3/31/00	178.44	8.42	0.00	170.02	0.14	26000	--	1300	2900	2600	3500	2800	--	
7/14/00	178.44	8.61	0.00	169.83	-0.19	24500	--	1850	2630	2750	3900	548	--	
10/3/00	178.44	9.14	0.00	169.30	-0.53	22000	--	1910	2020	2400	2680	965	--	
1/3/01	178.44	9.06	0.00	169.38	0.08	14000	--	1600	1100	2300	1400	3300	--	
4/4/01	178.44	8.98	0.00	169.46	0.08	19600	--	1150	1470	2100	1820	1050	450	
7/17/01	178.44	7.46	0.00	170.98	1.52	26000	--	1500	2100	2100	3400	ND	350	
10/3/01	178.13	9.81	0.00	168.32	-2.66	22000	--	830	1900	1700	3000	ND<1000	--	
1/28/02	178.13	7.39	0.00	170.74	2.42	30000	--	880	2600	1800	4300	3200	210	
4/25/02	178.13	7.86	0.00	170.27	-0.47	18000	--	500	2000	1300	3800	500	260	
7/18/02	178.13	8.83	0.00	169.30	-0.97	37000	--	1800	3800	2200	8000	ND<250	270	
10/7/02	178.13	9.71	0.00	168.42	-0.88	26000	--	600	2000	1800	6400	ND<120	ND<200	
1/6/03	178.13	7.40	0.00	170.73	2.31	27000	--	800	2100	2000	6400	440	110	
4/7/03	178.13	8.17	0.00	169.96	-0.77	28000	--	660	2200	1900	6300	440	100	
7/7/03	178.13	8.35	0.00	169.78	-0.18	33000	--	1200	2500	2700	8300	280	100	
10/9/03	178.13	9.39	0.00	168.74	-1.04	3800	6000	120	260	390	1200	--	190	Sampled for TPH-G by 8015M on 11/14/03.
1/14/04	178.13	6.86	0.00	171.27	2.53	5100	--	120	240	310	720	190	230	
4/28/04	178.13	6.63	0.00	171.50	0.23	7300	--	250	440	580	1300	740	240	
7/12/04	178.13	7.41	0.00	170.72	-0.78	5500	--	350	310	120	350	180	100	
10/25/04	178.13	8.81	0.00	169.32	-1.40	3300	--	96	140	270	490	94	260	
1/17/05	178.13	6.37	0.00	171.76	2.44	3400	--	150	270	360	750	55	200	

Table 2
HISTORIC FLUID LEVELS AND SELECTED ANALYTICAL RESULTS
July 1999 Through October 2007
76 Station 1156

Date Sampled	TOC Elevation	Depth to Water	LPH Thickness	Ground-water Elevation	Change in Elevation	TPH-G (8015M)	TPH-G (GC/MS)	Benzene	Toluene	Ethyl-benzene	Total Xylenes	MTBE (8021B)	MTBE (8260B)	Comments
(feet)	(feet)	(feet)	(feet)	(feet)	(feet)	(µg/l)	(µg/l)	(µg/l)	(µg/l)	(µg/l)	(µg/l)	(µg/l)	(µg/l)	
MW-3 continued														
4/6/05	178.13	4.69	0.00	173.44	1.68	14000	--	420	1300	1000	3100	ND<250	200	
7/8/05	178.13	5.23	0.00	172.90	-0.54	5000	--	180	290	500	800	ND<250	150	
10/7/05	178.13	6.35	0.00	171.78	-1.12	6800	--	270	120	ND<0.30	210	260	180	
1/27/06	178.13	5.24	0.00	172.89	1.11	3200	--	120	140	270	460	280	250	
4/28/06	178.13	5.01	0.00	173.12	0.23	4500	--	130	250	380	670	230	180	
7/28/06	178.13	6.21	0.00	171.92	-1.20	4700	--	160	240	510	730	250	150	
10/27/06	178.13	6.93	0.00	171.20	-0.72	3700	--	150	160	460	530	250	140	
1/10/07	178.13	5.93	0.00	172.20	1.00	4800	--	180	160	550	600	230	150	
4/13/07	178.13	6.10	0.00	172.03	-0.17	5100	--	180	240	550	710	230	160	
7/19/07	178.13	6.51	0.00	171.62	-0.41	2000	--	110	64	220	190	190	180	
10/8/07	178.13	7.05	0.00	171.08	-0.54	2100	--	72	65	180	290	180	120	
MW-4 (Screen Interval in feet: 5.0-25.0)														
7/20/99	179.10	7.40	--	171.70	--	69	--	2.7	0.77	ND	7.1	100	--	
9/28/99	179.10	7.19	0.00	171.91	0.21	4050	--	1250	72	51.3	133	416	459	
1/7/00	179.10	8.98	0.00	170.12	-1.79	7010	--	2260	167	271	276	764	--	
3/31/00	179.10	7.26	0.00	171.84	1.72	5500	--	1800	230	330	400	1000	--	
7/14/00	179.10	7.67	0.00	171.43	-0.41	7940	--	2810	332	450	247	1530	--	
10/3/00	179.10	8.12	0.00	170.98	-0.45	11400	--	3110	437	519	816	1040	--	
1/3/01	179.10	9.10	0.00	170.00	-0.98	8600	--	2500	340	480	960	850	--	
4/4/01	179.10	8.63	0.00	170.47	0.47	9950	--	2380	126	416	725	1140	819	
7/17/01	179.10	6.49	0.00	172.61	2.14	10000	--	2300	110	410	800	1200	900	
10/3/01	178.96	7.01	0.00	171.95	-0.66	7800	--	2100	85	380	390	580	820	
1/28/02	178.96	6.21	0.00	172.75	0.80	12000	--	2100	130	350	670	1100	500	
4/25/02	178.96	5.49	0.00	173.47	0.72	3300	--	1300	42	270	250	680	600	

Table 2
HISTORIC FLUID LEVELS AND SELECTED ANALYTICAL RESULTS
July 1999 Through October 2007
76 Station 1156

Date Sampled	TOC Elevation	Depth to Water	LPH Thickness	Ground-water Elevation	Change in Elevation	TPH-G (8015M)	TPH-G (GC/MS)	Benzene	Toluene	Ethylbenzene	Total Xylenes	MTBE (8021B)	MTBE (8260B)	Comments
(feet)	(feet)	(feet)	(feet)	(feet)	(feet)	(µg/l)	(µg/l)	(µg/l)	(µg/l)	(µg/l)	(µg/l)	(µg/l)	(µg/l)	
MW-4 continued														
7/18/02	178.96	8.28	0.00	170.68	-2.79	4800	--	1300	71	290	220	530	760	
10/7/02	178.96	7.49	0.00	171.47	0.79	5100	--	1400	110	330	380	650	540	
1/6/03	178.96	6.36	0.00	172.60	1.13	5600	--	1100	57	260	320	370	520	
4/7/03	178.96	6.24	0.00	172.72	0.12	5100	--	1100	55	190	370	550	420	
7/7/03	178.96	6.43	0.00	172.53	-0.19	3000	--	920	28	170	330	480	450	
10/9/03	178.96	7.97	0.00	170.99	-1.54	530	700	100	2.2	5.4	14	--	270	Sampled for TPH-G by 8015M on 11/14/03.
1/14/04	178.96	6.30	0.00	172.66	1.67	530	--	88	4.1	9.9	11	150	180	
4/28/04	178.96	5.68	0.00	173.28	0.62	1200	--	200	5.3	21	13	490	310	
7/12/04	178.96	6.48	0.00	172.48	-0.80	3600	--	1000	14	260	72	710	470	
10/25/04	178.96	6.85	0.00	172.11	-0.37	490	--	34	ND<2.5	ND<2.5	ND<2.5	200	170	
1/17/05	178.96	4.56	0.00	174.40	2.29	620	--	100	2.6	15	8.0	240	200	
4/6/05	178.96	2.90	0.00	176.06	1.66	630	--	81	9.6	16	41	ND<25	26	
7/8/05	178.96	3.74	0.00	175.22	-0.84	980	--	170	24	44	140	ND<25	64	
10/7/05	178.96	4.24	0.00	174.72	-0.50	4900	--	1100	11	110	110	370	310	
1/27/06	178.96	3.65	0.00	175.31	0.59	2800	--	580	20	130	230	320	240	
4/28/06	178.96	3.94	0.00	175.02	-0.29	710	--	110	2.4	21	22	140	140	
7/28/06	178.96	4.63	0.00	174.33	-0.69	550	--	120	2.1	12	19	170	150	
10/27/06	178.96	5.19	0.00	173.77	-0.56	260	--	37	2.0	1.9	6.7	130	130	
1/10/07	178.96	4.82	0.00	174.14	0.37	270	--	29	0.72	1.8	2.7	160	150	
4/13/07	178.96	4.25	0.00	174.71	0.57	390	--	53	1.2	3.1	4.1	210	160	
7/19/07	178.96	5.35	0.00	173.61	-1.10	210	--	8.0	1.0	1.4	4.5	120	130	
10/8/07	178.96	5.48	0.00	173.48	-0.13	290	--	17	2.3	3.8	14	160	150	

MW-5 (Screen Interval in feet: DNA)

Table 2
HISTORIC FLUID LEVELS AND SELECTED ANALYTICAL RESULTS
July 1999 Through October 2007
76 Station 1156

Date Sampled	TOC Elevation	Depth to Water	LPH Thickness	Ground-water Elevation	Change in Elevation	TPH-G (8015M)	TPH-G (GC/MS)	Benzene	Toluene	Ethyl-benzene	Total Xylenes	MTBE (8021B)	MTBE (8260B)	Comments
(feet)	(feet)	(feet)	(feet)	(feet)	(feet)	(µg/l)	(µg/l)	(µg/l)	(µg/l)	(µg/l)	(µg/l)	(µg/l)	(µg/l)	
MW-5 continued														
10/3/01	169.18	2.81	0.00	166.37	--	ND<50	--	ND<0.50	ND<0.50	ND<0.50	ND<0.50	1800	2100	
1/28/02	169.18	1.88	0.00	167.30	0.93	ND<50	--	ND<0.50	ND<0.50	ND<0.50	ND<0.50	650	550	
4/25/02	169.18	1.99	0.00	167.19	-0.11	ND<50	--	ND<0.50	ND<0.50	ND<0.50	ND<0.50	2200	2400	
7/18/02	169.18	2.49	0.00	166.69	-0.50	ND<50	--	ND<0.50	ND<0.50	ND<0.50	ND<0.50	530	690	
10/7/02	169.18	2.80	0.00	166.38	-0.31	140	--	ND<0.50	ND<0.50	ND<0.50	ND<0.50	300	330	
1/6/03	169.18	1.86	0.00	167.32	0.94	120	--	ND<0.50	ND<0.50	ND<0.50	ND<0.50	410	350	
4/7/03	169.18	2.15	0.00	167.03	-0.29	220	--	0.53	ND<0.50	ND<0.50	ND<0.50	450	420	
7/7/03	169.18	2.26	0.00	166.92	-0.11	120	--	ND<1.2	ND<1.2	ND<1.2	ND<1.2	220	200	
10/9/03	169.18	2.72	0.00	166.46	-0.46	560	210	ND<1.0	ND<1.0	ND<1.0	ND<2.0	--	290	Sampled for TPH-G by 8015M on 11/14/03.
1/14/04	169.18	2.00	0.00	167.18	0.72	560	--	ND<2.5	ND<2.5	ND<2.5	ND<2.5	670	760	
4/28/04	169.18	2.01	0.00	167.17	-0.01	760	--	ND<0.3	1.8	ND<0.3	ND<0.6	1200	790	
7/12/04	169.18	2.56	0.00	166.62	-0.55	96	--	1.8	3.3	0.54	3.6	2.8	ND<0.5	
10/25/04	169.18	2.43	0.00	166.75	0.13	1100	--	ND<5.0	ND<5.0	ND<5.0	ND<5.0	780	1100	
1/17/05	169.18	1.49	0.00	167.69	0.94	720	--	ND<5.0	ND<5.0	ND<5.0	ND<5.0	530	550	
4/6/05	169.18	0.95	0.00	168.23	0.54	830	--	ND<5.0	ND<5.0	ND<5.0	ND<5.0	600	760	
7/8/05	169.18	1.49	0.00	167.69	-0.54	ND<500	--	ND<5.0	ND<5.0	ND<5.0	ND<5.0	570	630	
10/7/05	169.18	1.92	0.00	167.26	-0.43	540	--	ND<0.30	ND<0.30	ND<0.30	ND<0.60	530	490	
1/27/06	169.18	2.03	0.00	167.15	-0.11	490	--	ND<0.30	ND<0.30	ND<0.30	ND<0.60	580	610	
4/28/06	169.18	1.02	0.00	168.16	1.01	430	--	ND<0.30	ND<0.30	ND<0.30	ND<0.60	590	520	
7/28/06	169.18	1.57	0.00	167.61	-0.55	480	--	0.34	ND<0.30	ND<0.30	ND<0.60	440	420	
10/27/06	169.18	2.20	0.00	166.98	-0.63	420	--	0.34	ND<0.30	ND<0.30	ND<0.60	460	390	
1/10/07	169.18	1.57	0.00	167.61	0.63	390	--	ND<0.30	ND<0.30	ND<0.30	ND<0.60	430	420	
4/13/07	169.18	1.89	0.00	167.29	-0.32	170	--	3.8	5.9	1.5	3.8	160	120	

Table 2
HISTORIC FLUID LEVELS AND SELECTED ANALYTICAL RESULTS
July 1999 Through October 2007
76 Station 1156

Date Sampled	TOC Elevation	Depth to Water	LPH Thickness	Ground-water Elevation	Change in Elevation	TPH-G (8015M)	TPH-G (GC/MS)	Benzene	Toluene	Ethyl-benzene	Total Xylenes	MTBE (8021B)	MTBE (8260B)	Comments
(feet)	(feet)	(feet)	(feet)	(feet)	(feet)	(µg/l)	(µg/l)	(µg/l)	(µg/l)	(µg/l)	(µg/l)	(µg/l)	(µg/l)	
MW-5 continued														
7/19/07	169.18	1.92	0.00	167.26	-0.03	ND<50	--	ND<0.30	ND<0.30	ND<0.30	ND<0.60	19	23	
10/8/07	169.18	2.28	0.00	166.90	-0.36	200	--	ND<0.30	ND<0.30	ND<0.30	ND<0.60	310	280	
MW-6 (Screen Interval in feet: DNA)														
10/3/01	169.04	2.87	0.00	166.17	--	ND<50	--	ND<0.50	ND<0.50	ND<0.50	ND<0.50	200	270	
1/28/02	169.04	1.82	0.00	167.22	1.05	ND<50	--	ND<0.50	ND<0.50	ND<0.50	ND<0.50	ND<2.5	--	
4/25/02	169.04	2.01	0.00	167.03	-0.19	ND<50	--	ND<0.50	ND<0.50	ND<0.50	ND<0.50	ND<2.5	--	
7/18/02	169.04	2.44	0.00	166.60	-0.43	ND<50	--	ND<0.50	ND<0.50	ND<0.50	ND<0.50	ND<2.5	ND<2.0	
10/7/02	169.04	2.72	0.00	166.32	-0.28	ND<50	--	ND<0.50	ND<0.50	ND<0.50	ND<0.50	ND<2.5	ND<2.0	
1/6/03	169.04	1.90	0.00	167.14	0.82	ND<50	--	0.62	1.2	1.2	3.5	ND<2.0	ND<2.0	
4/7/03	169.04	2.02	0.00	167.02	-0.12	ND<50	--	ND<0.50	ND<0.50	ND<0.50	ND<0.50	46	46	
7/7/03	169.04	2.21	0.00	166.83	-0.19	ND<50	--	ND<0.50	ND<0.50	ND<0.50	ND<0.50	ND<2.0	ND<2.0	
10/9/03	169.04	2.71	0.00	166.33	-0.50	ND<50	ND<50	0.95	3.0	1.4	5.5	--	ND<2.0	Sampled for TPH-G by 8015M on 11/14/03.
1/14/04	169.04	2.00	0.00	167.04	0.71	ND<50	--	ND<0.50	0.57	ND<0.50	0.64	ND<5.0	ND<2.0	
4/28/04	169.04	2.18	0.00	166.86	-0.18	ND<50	--	0.39	0.78	ND<0.3	ND<0.6	ND<1	ND<0.5	
7/12/04	169.04	2.69	0.00	166.35	-0.51	ND<50	--	ND<0.3	ND<0.3	ND<0.3	ND<0.6	6.4	ND<0.5	
10/25/04	169.04	2.46	0.00	166.58	0.23	ND<50	--	ND<0.50	ND<0.50	ND<0.50	ND<0.50	ND<5.0	0.57	
1/17/05	169.04	1.54	0.00	167.50	0.92	ND<50	--	ND<0.50	ND<0.50	ND<0.50	ND<0.50	ND<5.0	ND<0.50	
4/6/05	169.04	1.15	0.00	167.89	0.39	ND<50	--	ND<0.50	ND<0.50	ND<0.50	ND<0.50	ND<5.0	ND<0.50	
7/8/05	169.04	1.05	0.00	167.99	0.10	ND<50	--	ND<0.50	ND<0.50	ND<0.50	ND<0.50	ND<5.0	ND<0.50	
10/7/05	169.04	1.90	0.00	167.14	-0.85	ND<50	--	ND<0.30	ND<0.30	ND<0.30	ND<0.60	ND<1.0	ND<0.50	
1/27/06	169.04	1.32	0.00	167.72	0.58	ND<50	--	ND<0.30	ND<0.30	ND<0.30	ND<0.60	ND<1.0	ND<0.50	
4/28/06	169.04	0.00	0.00	169.04	1.32	ND<50	--	ND<0.30	ND<0.30	ND<0.30	ND<0.60	ND<1.0	ND<0.50	
7/28/06	169.04	1.68	0.00	167.36	-1.68	ND<50	--	ND<0.30	ND<0.30	ND<0.30	ND<0.60	ND<1.0	ND<0.50	

Table 2
HISTORIC FLUID LEVELS AND SELECTED ANALYTICAL RESULTS
July 1999 Through October 2007
76 Station 1156

Date Sampled	TOC Elevation (feet)	Depth to Water (feet)	LPH Thickness (feet)	Ground-water Elevation (feet)	Change in Elevation (feet)	TPH-G (8015M) (µg/l)	TPH-G (GC/MS) (µg/l)	Benzene (µg/l)	Toluene (µg/l)	Ethyl-benzene (µg/l)	Total Xylenes (µg/l)	MTBE (8021B) (µg/l)	MTBE (8260B) (µg/l)	Comments
MW-6 continued														
10/27/06	169.04	1.98	0.00	167.06	-0.30	ND<50	--	ND<0.30	ND<0.30	ND<0.30	ND<0.60	ND<1.0	ND<0.50	
1/10/07	169.04	1.60	0.00	167.44	0.38	ND<50	--	ND<0.30	ND<0.30	ND<0.30	ND<0.60	ND<1.0	ND<0.50	
4/13/07	169.04	2.01	0.00	167.03	-0.41	ND<50	--	ND<0.30	ND<0.30	ND<0.30	ND<0.60	ND<1.0	ND<0.50	
7/19/07	169.04	1.96	0.00	167.08	0.05	ND<50	--	ND<0.30	ND<0.30	ND<0.30	ND<0.60	ND<1.0	ND<0.50	
10/8/07	169.04	2.35	0.00	166.69	-0.39	ND<50	--	ND<0.30	ND<0.30	ND<0.30	ND<0.60	ND<1.0	0.80	
MW-7 (Screen Interval in feet: DNA)														
10/3/01	171.64	7.62	0.00	164.02	--	10000	--	210	ND<50	ND<50	800	35000	40000	
1/28/02	171.64	7.21	0.00	164.43	0.41	ND<1000	--	ND<10	ND<10	ND<10	ND<10	42000	38000	
4/25/02	171.64	7.25	0.00	164.39	-0.04	ND<5000	--	660	ND<50	ND<50	ND<50	42000	45000	
7/18/02	171.64	8.12	0.00	163.52	-0.87	ND<5000	--	130	ND<50	ND<50	ND<50	51000	53000	
10/7/02	171.64	7.71	0.00	163.93	0.41	18000	--	ND<50	ND<50	ND<50	ND<50	33000	38000	
1/6/03	171.64	7.63	0.00	164.01	0.08	410	--	0.61	1.0	0.89	2.9	3900	3100	
4/7/03	171.64	7.58	0.00	164.06	0.05	13000	--	ND<20	ND<20	ND<20	ND<20	32000	28000	
7/7/03	171.64	7.56	0.00	164.08	0.02	990	--	8.2	ND<0.50	1.2	ND<0.50	36000	45000	
10/9/03	171.64	7.72	0.00	163.92	-0.16	6800	ND<13000	ND<130	ND<130	ND<130	ND<250	--	20000	Sampled for TPH-G by 8015M on 11/14/03.
1/14/04	171.64	6.97	0.00	164.67	0.75	19000	--	ND<100	ND<100	ND<100	ND<100	20000	25000	
4/28/04	171.64	8.70	0.00	162.94	-1.73	19000	--	ND<3	ND<3	ND<3	ND<6	30000	21000	
7/12/04	171.64	9.44	0.00	162.20	-0.74	12000	--	28	14	330	200	12000	11000	
10/25/04	171.64	7.23	0.00	164.41	2.21	28000	--	ND<250	ND<250	ND<250	ND<250	13000	14000	
1/17/05	171.64	6.30	0.00	165.34	0.93	15000	--	ND<100	ND<100	ND<100	ND<100	17000	16000	
4/6/05	171.64	5.96	0.00	165.68	0.34	13000	--	ND<100	ND<100	ND<100	ND<100	14000	17000	
7/8/05	171.64	6.45	0.00	165.19	-0.49	ND<10000	--	ND<100	ND<100	ND<100	ND<100	8600	11000	
10/7/05	171.64	6.78	0.00	164.86	-0.33	13000	--	ND<3.0	ND<3.0	ND<3.0	ND<6.0	9400	9800	

Table 2
HISTORIC FLUID LEVELS AND SELECTED ANALYTICAL RESULTS
July 1999 Through October 2007
76 Station 1156

Date Sampled	TOC Elevation	Depth to Water	LPH Thickness	Ground-water Elevation	Change in Elevation	TPH-G (8015M)	TPH-G (GC/MS)	Benzene	Toluene	Ethyl-benzene	Total Xylenes	MTBE (8021B)	MTBE (8260B)	Comments
(feet)	(feet)	(feet)	(feet)	(feet)	(feet)	(µg/l)	(µg/l)	(µg/l)	(µg/l)	(µg/l)	(µg/l)	(µg/l)	(µg/l)	
MW-7 continued														
1/27/06	171.64	5.82	0.00	165.82	0.96	8200	--	0.64	1.6	ND<0.30	ND<0.60	9900	7900	
4/28/06	171.64	5.57	0.00	166.07	0.25	6900	--	0.88	1.5	0.34	1.0	9600	11000	
7/28/06	171.64	6.67	0.00	164.97	-1.10	5400	--	5.2	ND<3.0	ND<3.0	ND<6.0	5000	5300	
10/27/06	171.64	6.93	0.00	164.71	-0.26	4500	--	ND<1.5	ND<1.5	ND<1.5	ND<3.0	4700	3700	
1/10/07	171.64	6.41	0.00	165.23	0.52	4000	--	ND<1.2	ND<1.2	ND<1.2	ND<2.4	4400	4400	
4/13/07	171.64	--	--	--	--	--	--	--	--	--	--	--	--	Paved over
7/19/07	171.64	7.10	0.00	164.54	--	2700	--	0.57	ND<0.30	ND<0.30	ND<0.60	2700	3300	
10/8/07	171.64	7.42	0.00	164.22	-0.32	1600	--	0.47	0.49	ND<0.30	ND<0.60	2500	2200	

Table 2 a
ADDITIONAL HISTORIC ANALYTICAL RESULTS
76 Station 1156

Date Sampled	TPH-D (µg/l)	TBA (µg/l)	Ethanol (8015B) (mg/l)	Ethanol (8260B) (µg/l)	Ethylene- dibromide (EDB) (µg/l)	1,2-DCA (EDC) (µg/l)	DIPE (µg/l)	ETBE (µg/l)	TAME (µg/l)	Acenaph- thylene (µg/l)	Bromo- dichloro- methane (µg/l)	Bromo- form (µg/l)	Bromo- methane (µg/l)	Carbon Tetra- chloride (µg/l)	Chloro- benzene (µg/l)
MW-1															
7/20/99	16000	--	--	--	--	--	--	--	--	--	--	--	--	--	12
9/28/99	2410	ND	--	--	--	--	ND	ND	ND	--	--	--	--	--	--
1/7/00	7870	--	--	--	--	--	--	--	--	--	--	--	--	--	--
3/31/00	3600	--	--	--	--	--	--	--	--	--	--	--	--	--	--
7/14/00	8580	--	--	--	--	--	--	--	--	--	--	--	--	--	--
10/3/00	9260	--	--	--	--	--	--	--	--	--	--	--	--	--	--
1/3/01	11000	--	--	--	--	--	--	--	--	--	--	--	--	--	--
4/4/01	14000	ND	--	ND	ND	ND	ND	ND	ND	--	--	--	--	--	5.6
7/17/01	2200	ND	--	ND	ND	ND	ND	ND	ND	--	--	--	--	--	--
10/5/01	13000	--	--	--	--	--	--	--	--	--	--	--	--	--	--
1/28/02	4400	--	--	--	--	--	--	--	--	--	--	--	--	--	--
4/25/02	9000	--	--	--	--	--	--	--	--	--	--	--	--	--	--
7/18/02	9200	ND<100	--	ND<2500000	ND<10	ND<10	ND<10	ND<10	ND<10	--	--	--	--	--	5.9
10/7/02	3400	ND<10000	--	ND<50000000	ND<200	ND<200	ND<200	ND<200	ND<200	--	--	--	--	--	--
1/6/03	5100	ND<20000	--	ND<100000000	ND<400	ND<400	ND<400	ND<400	ND<400	--	--	--	--	--	--
4/7/03	2800	ND<10000	--	ND<50000000	ND<200	ND<200	ND<200	ND<200	ND<200	--	--	--	--	--	--
7/7/03	7000	ND<25000	ND<120000	--	ND<500	ND<500	ND<500	ND<500	ND<500	--	--	--	--	--	ND<120
10/9/03	4300	ND<20000	--	ND<100000	ND<400	ND<400	ND<400	ND<400	ND<400	--	--	--	--	--	--
1/14/04	6200	ND<40000	--	ND<200000	ND<800	ND<800	ND<800	ND<800	ND<800	--	--	--	--	--	--
4/28/04	--	800	--	ND<1000	ND<50	ND<50	ND<1	ND<1	ND<1	--	--	--	--	--	--
7/12/04	270	1100	--	ND<20000	ND<10	ND<10	ND<20	ND<20	ND<20	ND<2	ND<10	ND<10	ND<20	ND<10	ND<10
10/25/04	5100	ND<2000	--	ND<20000	ND<200	ND<200	ND<400	ND<200	ND<200	--	--	--	--	--	--
1/17/05	6400	3100	--	ND<20000	ND<200	ND<200	ND<400	ND<200	ND<200	--	--	--	--	--	--
4/6/05	2800	1500	--	ND<10000	ND<100	ND<100	ND<100	ND<100	ND<100	--	--	--	--	--	--
7/8/05	6400	ND<1300	--	ND<13000	ND<130	3.8	ND<130	ND<130	ND<130	--	ND<0.50	ND<2.0	ND<1.0	ND<0.50	12
10/7/05	5500	680	--	ND<250	ND<0.50	ND<0.50	ND<0.50	ND<0.50	ND<0.50	--	--	--	--	--	--

Table 2 a
ADDITIONAL HISTORIC ANALYTICAL RESULTS
76 Station 1156

Date Sampled	TPH-D	TBA	Ethanol (8015B)	Ethanol (8260B)	Ethylene-dibromide (EDB)	1,2-DCA (EDC)	DIPE	ETBE	TAME	Acenaphthylene	Bromo-dichloromethane	Bromo-form	Bromo-methane	Carbon Tetrachloride	Chloro-benzene
	(µg/l)	(µg/l)	(mg/l)	(µg/l)	(µg/l)	(µg/l)	(µg/l)	(µg/l)	(µg/l)	(µg/l)	(µg/l)	(µg/l)	(µg/l)	(µg/l)	(µg/l)
MW-1 continued															
1/27/06	9000	ND<500	--	ND<12000	ND<25	ND<25	ND<25	ND<25	ND<25	--	--	--	--	--	--
4/28/06	9200	ND<500	--	ND<12000	ND<25	ND<25	ND<25	ND<25	ND<25	--	--	--	--	--	--
7/28/06	5100	ND<10	--	ND<250	ND<0.50	ND<0.50	ND<0.50	ND<0.50	ND<0.50	--	ND<0.50	ND<0.50	ND<1.0	ND<0.50	ND<0.50
10/27/06	4600	ND<2500	--	ND<62000	ND<120	ND<120	ND<120	ND<120	ND<120	--	--	--	--	--	--
1/10/07	12000	ND<1000	--	ND<25000	ND<50	ND<50	ND<50	ND<50	ND<50	--	--	--	--	--	--
4/13/07	8400	730	--	ND<250	ND<0.50	0.68	ND<0.50	ND<0.50	ND<0.50	--	--	--	--	--	--
7/19/07	10000	ND<1000	--	ND<25000	ND<50	ND<50	ND<50	ND<50	ND<50	--	ND<50	ND<50	ND<100	ND<50	ND<50
MW-2															
9/28/99	--	ND	--	--	--	--	ND	ND	ND	--	--	--	--	--	--
4/4/01	--	ND	--	ND	ND	ND	ND	ND	ND	--	--	--	--	--	--
7/17/01	--	ND	--	ND	ND	ND	ND	ND	ND	--	--	--	--	--	--
7/18/02	--	ND<1000	--	ND<25000000	ND<100	ND<100	ND<100	ND<100	ND<100	--	--	--	--	--	--
10/7/02	--	ND<20000	--	ND<100000000	ND<400	ND<400	ND<400	ND<400	ND<400	--	--	--	--	--	--
1/6/03	--	ND<50000	--	ND<250000000	ND<1000	ND<1000	ND<1000	ND<1000	ND<1000	--	--	--	--	--	--
4/7/03	--	ND<2000	--	ND<10000000	ND<40	ND<40	ND<40	ND<40	ND<40	--	--	--	--	--	--
7/7/03	--	ND<5000	--	ND<25000000	ND<100	ND<100	ND<100	ND<100	ND<100	--	--	--	--	--	--
10/9/03	--	ND<10000	--	ND<50000	ND<200	ND<200	ND<200	ND<200	ND<200	--	--	--	--	--	--
1/14/04	--	ND<2500	--	ND<13000	ND<50	ND<50	ND<50	ND<50	ND<50	--	--	--	--	--	--
4/28/04	--	13000	--	ND<1000	ND<0.5	ND<0.5	ND<1	ND<1	11	--	--	--	--	--	--
7/12/04	--	110	--	ND<4000	ND<3	ND<3	ND<5	ND<5	ND<5	--	--	--	--	--	--
10/25/04	--	1100	--	ND<1300	ND<13	ND<13	ND<25	ND<13	ND<13	--	--	--	--	--	--
1/17/05	--	1200	--	ND<1300	ND<13	ND<13	ND<25	ND<13	ND<13	--	--	--	--	--	--
4/6/05	--	2800	--	ND<2500	ND<25	ND<25	ND<25	ND<25	ND<25	--	--	--	--	--	--
7/8/05	--	4300	--	ND<2500	ND<25	ND<25	ND<25	ND<25	ND<25	--	--	--	--	--	--
10/7/05	--	8700	--	ND<250	ND<0.50	1.4	ND<0.50	ND<0.50	ND<0.50	--	--	--	--	--	--
1/27/06	--	5200	--	ND<12000	ND<25	ND<25	ND<25	ND<25	ND<25	--	--	--	--	--	--

Table 2 a
ADDITIONAL HISTORIC ANALYTICAL RESULTS
76 Station 1156

Date Sampled	TPH-D (µg/l)	TBA (µg/l)	Ethanol (8015B) (mg/l)	Ethanol (8260B) (µg/l)	Ethylene- dibromide (EDB) (µg/l)	1,2-DCA (EDC) (µg/l)	DIPE (µg/l)	ETBE (µg/l)	TAME (µg/l)	Acenaph- thylene (µg/l)	Bromo- dichloro- methane (µg/l)	Bromo- form (µg/l)	Bromo- methane (µg/l)	Carbon Tetra- chloride (µg/l)	Chloro- benzene (µg/l)
MW-2 continued															
4/28/06	--	6700	--	ND<250	ND<0.50	1.4	ND<0.50	ND<0.50	1.6	--	--	--	--	--	--
7/28/06	--	5100	--	ND<6200	ND<12	ND<12	ND<12	ND<12	ND<12	--	--	--	--	--	--
10/27/06	--	6600	--	ND<1200	ND<2.5	ND<2.5	ND<2.5	ND<2.5	ND<2.5	--	--	--	--	--	--
1/10/07	--	6000	--	ND<1200	ND<2.5	ND<2.5	ND<2.5	ND<2.5	ND<2.5	--	--	--	--	--	--
4/13/07	--	7400	--	ND<6200	ND<12	ND<12	ND<12	ND<12	ND<12	--	--	--	--	--	--
7/19/07	--	6200	--	ND<2500	ND<5.0	ND<5.0	ND<5.0	ND<5.0	ND<5.0	--	--	--	--	--	--
10/8/07	--	20000	--	ND<250	ND<0.50	ND<0.50	ND<0.50	ND<0.50	ND<0.50	--	--	--	--	--	--
MW-3															
9/28/99	--	ND	--	--	--	--	ND	ND	8.80	--	--	--	--	--	--
4/4/01	--	ND	--	ND	ND	ND	ND	ND	ND	--	--	--	--	--	--
7/17/01	--	ND	--	ND	ND	ND	ND	ND	ND	--	--	--	--	--	--
7/18/02	--	ND<50	--	ND<1200000	ND<5.0	ND<5.0	ND<5.0	ND<5.0	ND<5.0	--	--	--	--	--	--
10/7/02	--	ND<10000	--	ND<50000000	ND<200	ND<200	ND<200	ND<200	ND<200	--	--	--	--	--	--
1/6/03	--	ND<4000	--	23000000	ND<80	ND<80	ND<80	ND<80	ND<80	--	--	--	--	--	--
4/7/03	--	ND<4000	--	ND<20000000	ND<80	ND<80	ND<80	ND<80	ND<80	--	--	--	--	--	--
7/7/03	--	ND<2000	--	ND<10000000	ND<40	ND<40	ND<40	ND<40	ND<40	--	--	--	--	--	--
10/9/03	--	ND<1000	--	ND<5000	ND<20	ND<20	ND<20	ND<20	ND<20	--	--	--	--	--	--
1/14/04	--	ND<1000	--	ND<5000	ND<20	ND<20	ND<20	ND<20	ND<20	--	--	--	--	--	--
4/28/04	--	ND<12	--	ND<1000	ND<3	ND<3	ND<1	ND<1	ND<1	--	--	--	--	--	--
7/12/04	--	350	--	ND<20000	ND<10	ND<10	ND<20	ND<20	ND<20	--	--	--	--	--	--
10/25/04	--	39	--	ND<250	ND<2.5	ND<2.5	ND<5.0	ND<2.5	ND<2.5	--	--	--	--	--	--
1/17/05	--	120	--	ND<250	ND<2.5	ND<2.5	ND<5.0	ND<2.5	ND<2.5	--	--	--	--	--	--
4/6/05	--	150	--	ND<1000	ND<10	ND<10	ND<10	ND<10	ND<10	--	--	--	--	--	--
7/8/05	--	64	--	ND<250	ND<2.5	ND<2.5	ND<2.5	ND<2.5	ND<2.5	--	--	--	--	--	--
10/7/05	--	ND<200	--	ND<5000	ND<10	ND<10	ND<10	ND<10	ND<10	--	--	--	--	--	--
1/27/06	--	ND<10	--	ND<250	ND<0.50	1.5	ND<0.50	ND<0.50	ND<0.50	--	--	--	--	--	--

Table 2 a
ADDITIONAL HISTORIC ANALYTICAL RESULTS
76 Station 1156

Date Sampled	TPH-D (µg/l)	TBA (µg/l)	Ethanol (8015B) (mg/l)	Ethanol (8260B) (µg/l)	Ethylene- dibromide (EDB) (µg/l)	1,2-DCA (EDC) (µg/l)	DIPE (µg/l)	ETBE (µg/l)	TAME (µg/l)	Acenaph- thylene (µg/l)	Bromo- dichloro- methane (µg/l)	Bromo- form (µg/l)	Bromo- methane (µg/l)	Carbon Tetra- chloride (µg/l)	Chloro- benzene (µg/l)
MW-3 continued															
4/28/06	--	190	--	ND<250	ND<0.50	0.63	ND<0.50	ND<0.50	ND<0.50	--	--	--	--	--	--
7/28/06	--	ND<10	--	ND<250	ND<0.50	ND<0.50	ND<0.50	ND<0.50	ND<0.50	--	--	--	--	--	--
10/27/06	--	ND<10	--	ND<250	ND<0.50	1.3	ND<0.50	ND<0.50	ND<0.50	--	--	--	--	--	--
1/10/07	--	66	--	ND<250	ND<0.50	1.4	ND<0.50	ND<0.50	ND<0.50	--	--	--	--	--	--
4/13/07	--	ND<10	--	ND<250	ND<0.50	1.2	ND<0.50	ND<0.50	ND<0.50	--	--	--	--	--	--
7/19/07	--	ND<10	--	ND<250	ND<0.50	ND<0.50	ND<0.50	ND<0.50	ND<0.50	--	--	--	--	--	--
10/8/07	--	ND<20	--	ND<500	ND<1.0	1.1	ND<1.0	ND<1.0	ND<1.0	--	--	--	--	--	--
MW-4															
9/28/99	--	ND	--	--	--	--	ND	ND	ND	--	--	--	--	--	--
4/4/01	--	ND	--	ND	ND	ND	ND	ND	ND	--	--	--	--	--	--
7/17/01	--	ND	--	ND	ND	ND	ND	ND	ND	--	--	--	--	--	--
7/18/02	--	ND<100	--	ND<2500000	ND<10	49	ND<10	ND<10	ND<10	--	--	--	--	--	--
10/7/02	--	ND<10000	--	ND<50000000	ND<200	ND<200	ND<200	ND<200	ND<200	--	--	--	--	--	--
1/6/03	--	ND<1000	--	ND<5000000	ND<20	ND<20	ND<20	ND<20	ND<20	--	--	--	--	--	--
4/7/03	--	ND<1000	--	ND<5000000	ND<20	ND<20	ND<20	ND<20	ND<20	--	--	--	--	--	--
7/7/03	--	ND<1000	--	ND<5000000	ND<20	ND<20	ND<20	ND<20	ND<20	--	--	--	--	--	--
10/9/03	--	ND<200	--	ND<1000	ND<4.0	ND<4.0	ND<4.0	ND<4.0	ND<4.0	--	--	--	--	--	--
1/14/04	--	ND<200	--	ND<1000	ND<4.0	6.5	ND<4.0	ND<4.0	ND<4.0	--	--	--	--	--	--
4/28/04	--	150	--	ND<1000	ND<0.5	ND<0.5	ND<1	ND<1	ND<1	--	--	--	--	--	--
7/12/04	--	210	--	ND<4000	ND<3	14	ND<5	ND<5	ND<5	--	--	--	--	--	--
10/25/04	--	38	--	ND<100	ND<1.0	2.0	ND<2.0	ND<1.0	ND<1.0	--	--	--	--	--	--
1/17/05	--	110	--	ND<100	ND<1.0	3.6	ND<2.0	ND<1.0	ND<1.0	--	--	--	--	--	--
4/6/05	--	ND<25	--	73000	ND<2.5	ND<2.5	ND<2.5	ND<2.5	ND<2.5	--	--	--	--	--	--
7/8/05	--	29	--	ND<50	ND<0.50	1.2	ND<0.50	ND<0.50	ND<0.50	--	--	--	--	--	--
10/7/05	--	210	--	ND<250	ND<0.50	26	ND<0.50	ND<0.50	ND<0.50	--	--	--	--	--	--
1/27/06	--	280	--	ND<2500	ND<5.0	ND<5.0	ND<5.0	ND<5.0	ND<5.0	--	--	--	--	--	--

Table 2 a
ADDITIONAL HISTORIC ANALYTICAL RESULTS
76 Station 1156

Date Sampled	TPH-D (µg/l)	TBA (µg/l)	Ethanol (8015B) (mg/l)	Ethanol (8260B) (µg/l)	Ethylene- dibromide (EDB) (µg/l)	1,2-DCA (EDC) (µg/l)	DIPE (µg/l)	ETBE (µg/l)	TAME (µg/l)	Acenaph- thylene (µg/l)	Bromo- dichloro- methane (µg/l)	Bromo- form (µg/l)	Bromo- methane (µg/l)	Carbon Tetra- chloride (µg/l)	Chloro- benzene (µg/l)
MW-4 continued															
4/28/06	--	130	--	ND<250	ND<0.50	0.97	ND<0.50	ND<0.50	ND<0.50	--	--	--	--	--	--
7/28/06	--	64	--	ND<250	ND<0.50	5.8	ND<0.50	ND<0.50	ND<0.50	--	--	--	--	--	--
10/27/06	--	54	--	ND<250	ND<0.50	1.5	ND<0.50	ND<0.50	ND<0.50	--	--	--	--	--	--
1/10/07	--	33	--	310	ND<0.50	1.9	ND<0.50	ND<0.50	ND<0.50	--	--	--	--	--	--
4/13/07	--	82	--	ND<250	ND<0.50	0.77	ND<0.50	ND<0.50	ND<0.50	--	--	--	--	--	--
7/19/07	--	13	--	ND<250	ND<0.50	ND<0.50	ND<0.50	ND<0.50	ND<0.50	--	--	--	--	--	--
10/8/07	--	ND<20	--	ND<500	ND<1.0	ND<1.0	ND<1.0	ND<1.0	ND<1.0	--	--	--	--	--	--
MW-5															
7/18/02	--	ND<20	--	ND<500000	ND<2.0	ND<2.0	ND<2.0	ND<2.0	ND<2.0	--	--	--	--	--	--
10/7/02	--	ND<100	--	ND<500000	ND<2.0	ND<2.0	ND<2.0	ND<2.0	ND<2.0	--	--	--	--	--	--
1/6/03	ND<50	ND<100	--	ND<500000	ND<2.0	ND<2.0	ND<2.0	ND<2.0	ND<2.0	--	--	--	--	--	ND<0.50
4/7/03	--	ND<500	--	ND<2500000	ND<10	ND<10	ND<10	ND<10	ND<10	--	--	--	--	--	--
7/7/03	--	ND<200	--	ND<1000000	ND<4.0	ND<4.0	ND<4.0	ND<4.0	ND<4.0	--	--	--	--	--	--
10/9/03	--	ND<200	--	ND<1000	ND<4.0	ND<4.0	ND<4.0	ND<4.0	ND<4.0	--	--	--	--	--	--
1/14/04	--	ND<2000	--	ND<10000	ND<40	ND<40	ND<40	ND<40	ND<40	--	--	--	--	--	--
4/28/04	--	ND<12	--	ND<1000	ND<0.5	1.8	ND<1	ND<1	ND<1	--	--	--	--	--	--
7/12/04	--	ND<12	--	ND<800	ND<0.5	0.76	ND<1	ND<1	ND<1	--	--	--	--	--	--
10/25/04	--	ND<500	--	ND<5000	ND<50	ND<50	ND<100	ND<50	ND<50	--	--	--	--	--	--
1/17/05	--	100	--	ND<250	ND<2.5	ND<2.5	ND<5.0	ND<2.5	ND<2.5	--	--	--	--	--	--
4/6/05	--	7.6	--	ND<50	ND<0.50	1.4	ND<0.50	ND<0.50	ND<0.50	--	--	--	--	--	--
7/8/05	--	180	--	ND<500	ND<5.0	ND<5.0	ND<5.0	ND<5.0	ND<5.0	--	--	--	--	--	--
10/7/05	--	ND<10	--	ND<250	ND<0.50	1.0	ND<0.50	ND<0.50	ND<0.50	--	--	--	--	--	--
1/27/06	--	1000	--	ND<2500	ND<5.0	ND<5.0	ND<5.0	ND<5.0	ND<5.0	--	--	--	--	--	--
4/28/06	--	130	--	ND<250	ND<0.50	0.95	ND<0.50	ND<0.50	ND<0.50	--	--	--	--	--	--
7/28/06	--	ND<100	--	ND<2500	ND<5.0	ND<5.0	ND<5.0	ND<5.0	ND<5.0	--	--	--	--	--	--
10/27/06	--	43	--	ND<250	ND<0.50	1.5	ND<0.50	ND<0.50	ND<0.50	--	--	--	--	--	--

Table 2 a
ADDITIONAL HISTORIC ANALYTICAL RESULTS
76 Station 1156

Date Sampled	TPH-D (µg/l)	TBA (µg/l)	Ethanol (8015B) (mg/l)	Ethanol (8260B) (µg/l)	Ethylene- dibromide (EDB) (µg/l)	1,2-DCA (EDC) (µg/l)	DIPE (µg/l)	ETBE (µg/l)	TAME (µg/l)	Acenaph- thylene (µg/l)	Bromo- dichloro- methane (µg/l)	Bromo- form (µg/l)	Bromo- methane (µg/l)	Carbon Tetra- chloride (µg/l)	Chloro- benzene (µg/l)
MW-5 continued															
1/10/07	--	28	--	ND<250	ND<0.50	1.7	ND<0.50	ND<0.50	ND<0.50	--	--	--	--	--	--
4/13/07	--	ND<10	--	ND<250	ND<0.50	0.84	ND<0.50	ND<0.50	ND<0.50	--	--	--	--	--	--
7/19/07	--	ND<10	--	ND<250	ND<0.50	ND<5.0	ND<0.50	ND<0.50	ND<0.50	--	--	--	--	--	--
10/8/07	--	ND<10	--	ND<250	ND<0.50	1.3	ND<0.50	ND<0.50	ND<0.50	--	--	--	--	--	--
MW-6															
7/18/02	--	ND<20	--	ND<500000	ND<2.0	ND<2.0	ND<2.0	ND<2.0	ND<2.0	--	--	--	--	--	--
10/7/02	--	ND<100	--	ND<500000	ND<2.0	ND<2.0	ND<2.0	ND<2.0	ND<2.0	--	--	--	--	--	--
1/6/03	--	ND<100	--	ND<500000	ND<2.0	ND<2.0	ND<2.0	ND<2.0	ND<2.0	--	--	--	--	--	--
4/7/03	--	ND<100	--	ND<500000	ND<2.0	ND<2.0	ND<2.0	ND<2.0	ND<2.0	--	--	--	--	--	--
7/7/03	--	ND<100	--	ND<500000	ND<2.0	ND<2.0	ND<2.0	ND<2.0	ND<2.0	--	--	--	--	--	--
10/9/03	--	ND<100	--	ND<500	ND<2.0	ND<2.0	ND<2.0	ND<2.0	ND<2.0	--	--	--	--	--	--
1/14/04	--	ND<100	--	ND<500	ND<2.0	ND<2.0	ND<2.0	ND<2.0	ND<2.0	--	--	--	--	--	--
4/28/04	--	ND<12	--	ND<1000	ND<0.5	ND<0.5	ND<1	ND<1	ND<1	--	--	--	--	--	--
7/12/04	--	ND<12	--	ND<800	ND<0.5	ND<0.5	ND<1	ND<1	ND<1	--	--	--	--	--	--
10/25/04	--	ND<5.0	--	ND<50	ND<0.50	ND<0.50	ND<1.0	ND<0.50	ND<0.50	--	--	--	--	--	--
1/17/05	--	ND<5.0	--	ND<50	ND<0.50	ND<0.50	ND<1.0	ND<0.50	ND<0.50	--	--	--	--	--	--
4/6/05	--	ND<5.0	--	ND<50	ND<0.50	ND<0.50	ND<0.50	ND<0.50	ND<0.50	--	--	--	--	--	--
7/8/05	--	ND<5.0	--	ND<50	ND<0.50	ND<0.50	ND<0.50	ND<0.50	ND<0.50	--	--	--	--	--	--
10/7/05	--	ND<10	--	ND<250	ND<0.50	ND<0.50	ND<0.50	ND<0.50	ND<0.50	--	--	--	--	--	--
1/27/06	--	ND<10	--	ND<250	ND<0.50	ND<0.50	ND<0.50	ND<0.50	ND<0.50	--	--	--	--	--	--
4/28/06	--	ND<10	--	ND<250	ND<0.50	ND<0.50	ND<0.50	ND<0.50	ND<0.50	--	--	--	--	--	--
7/28/06	--	ND<10	--	ND<250	ND<0.50	ND<0.50	ND<0.50	ND<0.50	ND<0.50	--	--	--	--	--	--
10/27/06	--	ND<10	--	ND<250	ND<0.50	ND<0.50	ND<0.50	ND<0.50	ND<0.50	--	--	--	--	--	--
1/10/07	--	ND<10	--	ND<250	ND<0.50	ND<0.50	ND<0.50	ND<0.50	ND<0.50	--	--	--	--	--	--
4/13/07	--	ND<10	--	ND<250	ND<0.50	ND<0.50	ND<0.50	ND<0.50	ND<0.50	--	--	--	--	--	--
7/19/07	--	ND<10	--	ND<250	ND<0.50	ND<0.50	ND<0.50	ND<0.50	ND<0.50	--	--	--	--	--	--

Table 2 a
ADDITIONAL HISTORIC ANALYTICAL RESULTS
76 Station 1156

Date Sampled	TPH-D (µg/l)	TBA (µg/l)	Ethanol (8015B) (mg/l)	Ethanol (8260B) (µg/l)	Ethylene- dibromide (EDB) (µg/l)	1,2-DCA (EDC) (µg/l)	DIPE (µg/l)	ETBE (µg/l)	TAME (µg/l)	Acenaph- thylene (µg/l)	Bromo- dichloro- methane (µg/l)	Bromo- form (µg/l)	Bromo- methane (µg/l)	Carbon Tetra- chloride (µg/l)	Chloro- benzene (µg/l)
MW-6 continued															
10/8/07	--	ND<10	--	ND<250	ND<0.50	ND<0.50	ND<0.50	ND<0.50	ND<0.50	--	--	--	--	--	--
MW-7															
7/18/02	--	33000	--	ND<5000000	ND<20	ND<20	ND<20	ND<20	ND<20	--	--	--	--	--	--
10/7/02	--	26000	--	ND<100000000	ND<400	ND<400	ND<400	ND<400	ND<400	--	--	--	--	--	--
1/6/03	ND<50	ND<10000	--	ND<50000000	ND<200	ND<200	ND<200	ND<200	ND<200	--	--	--	--	--	ND<50
4/7/03	--	ND<40000	--	ND<200000000	ND<800	ND<800	ND<800	ND<800	ND<800	--	--	--	--	--	--
7/7/03	--	27000	--	ND<100000000	ND<400	ND<400	ND<400	ND<400	ND<400	--	--	--	--	--	--
10/9/03	--	ND<25000	--	ND<130000	ND<500	ND<500	ND<500	ND<500	ND<500	--	--	--	--	--	--
1/14/04	--	ND<40000	--	ND<200000	ND<800	ND<800	ND<800	ND<800	ND<800	--	--	--	--	--	--
4/28/04	--	9200	--	ND<1000	ND<0.5	6.8	ND<1	ND<1	12	--	--	--	--	--	--
7/12/04	--	4600	--	ND<8000	ND<5	5.1	ND<10	ND<10	ND<10	--	--	--	--	--	--
10/25/04	--	3900	--	ND<5000	ND<50	ND<50	ND<100	ND<50	ND<50	--	--	--	--	--	--
1/17/05	--	4200	--	ND<5000	ND<50	ND<50	ND<100	ND<50	ND<50	--	--	--	--	--	--
4/6/05	--	4200	--	ND<10000	ND<0.50	6.4	ND<0.50	ND<0.50	9.3	--	--	--	--	--	--
7/8/05	--	4300	--	ND<5000	ND<50	ND<50	ND<50	ND<50	ND<50	--	--	--	--	--	--
10/7/05	--	1100	--	ND<12000	ND<25	ND<25	ND<25	ND<25	ND<25	--	--	--	--	--	--
1/27/06	--	1600	--	ND<25000	ND<50	ND<50	ND<50	ND<50	ND<50	--	--	--	--	--	--
4/28/06	--	2900	--	ND<250	ND<0.50	3.4	ND<0.50	ND<0.50	6.3	--	--	--	--	--	--
7/28/06	--	1300	--	ND<6200	ND<12	ND<12	ND<12	ND<12	ND<12	--	--	--	--	--	--
10/27/06	--	1700	--	ND<2500	ND<5.0	ND<5.0	ND<5.0	ND<5.0	ND<5.0	--	--	--	--	--	--
1/10/07	12000	1300	--	ND<2500	ND<5.0	ND<5.0	ND<5.0	ND<5.0	ND<5.0	--	--	--	--	--	--
7/19/07	--	ND<100	--	ND<2500	ND<5.0	ND<5.0	ND<5.0	ND<5.0	ND<5.0	--	--	--	--	--	--
10/8/07	--	ND<500	--	ND<12000	ND<25	ND<25	ND<25	ND<25	ND<25	--	--	--	--	--	--

Table 2 b
ADDITIONAL HISTORIC ANALYTICAL RESULTS
76 Station 1156

Date Sampled	Chloroethane (µg/l)	Chloroform (µg/l)	Chloromethane (µg/l)	Dibromochloromethane (µg/l)	1,2-Dichlorobenzene (µg/l)	1,3-Dichlorobenzene (µg/l)	1,4-Dichlorobenzene (µg/l)	Dichlorodifluoromethane (µg/l)	1,1-DCA (µg/l)	1,1-DCE (µg/l)	cis- 1,2-DCE (µg/l)	trans- 1,2-DCE (µg/l)	1,2-Dichloropropane (µg/l)	cis-1,3-Dichloropropene (µg/l)	trans-1,3-Dichloropropene (µg/l)
MW-1															
7/20/99	--	--	--	--	3.9	--	--	--	2.0	--	3.6	--	0.92	--	--
3/31/00	--	--	--	--	6.2	--	--	--	--	--	--	--	--	--	--
4/4/01	--	--	--	--	4.6	--	--	--	--	--	3.4	--	--	--	--
7/17/01	--	--	--	--	18	--	--	--	--	--	--	--	--	--	--
7/18/02	1.1	--	--	--	5.8	--	1.3	--	--	--	1.3	--	--	--	--
7/7/03	--	--	--	--	--	--	--	--	--	--	ND<120	--	--	--	--
7/12/04	ND<10	ND<10	ND<10	ND<10	ND<2	ND<2	ND<2	ND<10	ND<10	ND<10	ND<10	ND<10	ND<10	ND<10	ND<10
7/8/05	1.0	ND<0.50	ND<1.0	ND<0.50	9.0	ND<0.50	1.2	ND<1.0	1.3	ND<0.50	3.1	ND<0.50	ND<0.50	ND<0.50	ND<0.50
7/28/06	ND<0.50	ND<0.50	ND<0.50	ND<0.50	ND<0.50	ND<0.50	ND<0.50	ND<0.50	ND<0.50	ND<0.50	4.5	ND<0.50	ND<0.50	ND<0.50	ND<0.50
7/19/07	ND<50	ND<50	ND<50	ND<50	ND<50	ND<50	ND<50	ND<50	ND<50	ND<50	ND<50	ND<50	ND<50	ND<50	ND<50
MW-5															
1/6/03	--	--	--	--	--	--	--	--	--	--	ND<0.50	--	--	--	--
MW-7															
1/6/03	--	--	--	--	--	--	--	--	--	--	ND<50	--	--	--	--

Table 2 c
ADDITIONAL HISTORIC ANALYTICAL RESULTS
76 Station 1156

Date Sampled	Hexachlorobutadiene	Methylene chloride	Naphthalene	n-Propylbenzene	1,1,2,2-Tetrachloroethane	Tetrachloroethene (PCE)	Trichlorotrifluoroethane	1,2,4-Trichlorobenzene	1,1,1-Trichloroethane	1,1,2-Trichloroethane	Trichloroethene (TCE)	Trichlorofluoromethane	1,2,4-Trimethylbenzene	1,3,5-Trimethylbenzene	Vinyl chloride
	(µg/l)	(µg/l)	(µg/l)	(µg/l)	(µg/l)	(µg/l)	(µg/l)	(µg/l)	(µg/l)	(µg/l)	(µg/l)	(µg/l)	(µg/l)	(µg/l)	(µg/l)
MW-1															
7/20/99	--	--	600	--	--	--	--	--	--	--	--	--	--	--	--
9/28/99	--	--	534	--	--	--	--	--	--	--	--	--	1240	318	--
1/7/00	--	--	1050	371	--	--	--	--	--	--	--	--	2210	597	--
3/31/00	--	--	140	--	--	--	--	--	--	--	--	--	--	--	--
7/14/00	--	--	690	--	--	334	--	--	--	--	--	--	--	--	--
10/3/00	--	--	361	--	--	--	--	--	--	--	--	--	--	--	--
1/3/01	--	--	400	--	--	--	--	--	--	--	--	--	--	--	--
4/4/01	--	--	490	--	--	--	--	--	--	--	--	--	--	--	--
7/17/01	--	--	740	--	--	--	--	--	--	--	--	--	--	--	--
7/18/02	--	--	910	--	--	ND<0.60	--	--	--	--	--	--	--	--	--
7/7/03	--	--	850	--	--	ND<120	--	--	--	--	--	--	--	--	--
7/12/04	ND<2	ND<20	450	--	ND<10	ND<10	ND<10	ND<2	ND<10	ND<10	ND<10	ND<10	--	--	ND<10
7/8/05	ND<20	ND<5.0	250	--	ND<0.50	ND<0.50	ND<0.50	ND<20	ND<0.50	ND<0.50	0.73	ND<1.0	--	--	ND<0.50
7/28/06	--	ND<1.0	--	--	ND<0.50	ND<0.50	ND<0.50	--	ND<0.50	ND<0.50	ND<0.50	ND<0.50	--	--	ND<0.50
7/19/07	--	ND<100	--	--	ND<50	ND<50	ND<50	--	ND<50	ND<50	ND<50	ND<50	--	--	ND<50
MW-5															
1/6/03	--	--	ND<10	--	--	ND<0.50	--	--	--	--	--	--	--	--	--
MW-7															
1/6/03	--	--	ND<10	--	--	ND<50	--	--	--	--	--	--	--	--	--

Table 2 d
ADDITIONAL HISTORIC ANALYTICAL RESULTS
76 Station 1156

Date Sampled	Acena-phthene (µg/l)	Acena-phthylene (svoc) (µg/l)	Anthra-cene (µg/l)	Benzo[a]-anthracene (µg/l)	Benzo[a]-pyrene (µg/l)	Benzo[b]-fluor-anthene (µg/l)	Benzo-[g,h,l]-perylene (µg/l)	Benzo[k]-fluor-anthene (µg/l)	Benzoic Acid (µg/l)	Benzyl Alcohol (µg/l)	Bis(2-chloro-ethoxy) methane (µg/l)	Bis(2-chloro-ethyl) ether (µg/l)	Bis(2-chloro-isopropyl)-ether (µg/l)	Bis(2-ethyl-hexyl) phthalate (µg/l)	4-Bromo-phenyl phe-nyl ether (µg/l)
MW-1															
3/31/00	--	--	--	--	--	--	--	--	--	--	--	--	--	10	--
10/3/00	--	--	--	--	--	--	--	--	--	--	--	--	--	51.6	--
4/4/01	--	--	--	--	--	--	--	--	--	--	--	--	--	55	--
7/17/01	--	--	--	--	--	--	--	--	--	--	--	--	--	400	--
7/18/02	--	--	--	--	--	--	--	--	--	--	--	--	--	120	--
7/7/03	--	--	--	--	--	--	--	--	--	--	--	--	--	70	--
7/12/04	ND<2	--	ND<2	ND<2	ND<2	ND<2	ND<2	ND<2	--	--	--	--	--	ND<5	--
7/28/06	ND<10	ND<10	ND<10	ND<10	ND<10	ND<10	ND<10	ND<10	ND<50	ND<10	ND<10	ND<10	ND<10	33	ND<10
7/19/07	ND<2.2	ND<2.2	ND<2.2	ND<2.2	ND<2.2	ND<2.2	ND<2.2	ND<2.2	ND<11	ND<2.2	ND<2.2	ND<2.2	ND<2.2	ND<4.4	ND<2.2
MW-5															
1/6/03	--	--	--	--	--	--	--	--	--	--	--	--	--	ND<5.0	--
MW-7															
1/6/03	--	--	--	--	--	--	--	--	--	--	--	--	--	ND<5.0	--

Table 2 e
ADDITIONAL HISTORIC ANALYTICAL RESULTS
76 Station 1156

Date Sampled	Butyl benzyl phthalate (µg/l)	4-Chloro-3-methylphenol (µg/l)	4-Chloro-aniline (µg/l)	2-Chloro-naphthalene (µg/l)	2-Chloro-phenol (µg/l)	4-Chloro-phenyl phenyl ether (µg/l)	Chrysene (µg/l)	Dibenzo-[a,h]-anthracene (µg/l)	Dibenzo-furan (µg/l)	1,2-Dichlorobenzene (svoc) (µg/l)	1,3-Dichlorobenzene (svoc) (µg/l)	1,4-Dichlorobenzene (svoc) (µg/l)	3,3-Dichlorobenzidine (µg/l)	2,4-Dichlorophenol (µg/l)	Diethyl phthalate (µg/l)
MW-1															
7/12/04	--	--	--	--	--	--	ND<2	ND<3	--	--	--	--	--	--	--
7/28/06	ND<10	ND<25	ND<10	ND<10	ND<10	ND<10	ND<10	ND<15	ND<10	ND<10	ND<10	ND<10	ND<50	ND<10	ND<10
7/19/07	ND<2.2	ND<5.5	ND<2.2	ND<2.2	ND<2.2	ND<2.2	ND<2.2	ND<3.3	ND<2.2	ND<2.2	ND<2.2	ND<2.2	ND<11	ND<2.2	ND<2.2

Table 2 f
ADDITIONAL HISTORIC ANALYTICAL RESULTS
76 Station 1156

Date Sampled	2,4-Dimethylphenol (µg/l)	Dimethyl phthalate (µg/l)	Di-n-butyl phthalate (µg/l)	2,4-Dinitrophenol (µg/l)	2,4-Dinitrotoluene (µg/l)	2,6-Dinitrotoluene (µg/l)	Di-n-octyl phthalate (µg/l)	Fluoranthene (µg/l)	Fluorene (µg/l)	Hexachlorobenzene (µg/l)	HCBD (svoc) (µg/l)	Hexachlorocyclopentadiene (µg/l)	Hexachloroethane (µg/l)	Indeno-[1,2,3-c,d]pyrene (µg/l)	Isophorone (µg/l)
MW-1															
7/12/04	--	--	--	--	--	--	--	ND<2	ND<2	--	--	--	--	ND<2	--
7/28/06	ND<10	ND<10	ND<10	ND<50	ND<10	ND<10	ND<10	ND<10	ND<10	ND<10	ND<5.0	ND<10	ND<10	ND<10	ND<10
7/19/07	ND<2.2	ND<2.2	ND<2.2	ND<11	ND<2.2	ND<2.2	ND<2.2	ND<2.2	ND<2.2	ND<2.2	ND<1.1	ND<2.2	ND<2.2	ND<2.2	ND<2.2

Table 2 g
ADDITIONAL HISTORIC ANALYTICAL RESULTS
76 Station 1156

Date Sampled	2-Methyl-4,6-dinitrophenol (µg/l)	2-Methylnaphthalene (µg/l)	2-Methylphenol (µg/l)	4-Methylphenol (µg/l)	Naphthalene (svoc) (µg/l)	2-Nitroaniline (µg/l)	3-Nitroaniline (µg/l)	4-Nitroaniline (µg/l)	Nitrobenzene (µg/l)	2-Nitrophenol (µg/l)	4-Nitrophenol (µg/l)	N-nitrosodipropylamine (µg/l)	N-Nitrosodiphenylamine (µg/l)	Pentachlorophenol (µg/l)	Phenanthrene (µg/l)
MW-1															
7/20/99	--	240	--	27	--	--	--	--	--	--	--	--	--	--	--
9/28/99	--	87.4	26.4	35.6	--	--	--	--	--	--	--	--	--	--	--
1/7/00	--	315	--	--	--	--	--	--	--	--	--	--	--	--	--
3/31/00	--	73	31	18	--	--	--	--	--	--	--	--	--	--	--
7/14/00	--	300	--	--	--	--	--	--	--	--	--	--	--	--	--
10/3/00	--	98.1	--	28.9	--	--	--	--	--	--	--	--	--	--	--
1/3/01	--	180	--	--	--	--	--	--	--	--	--	--	--	--	--
4/4/01	--	78	--	--	--	--	--	--	--	--	--	--	--	--	--
7/17/01	--	290	47	25	--	--	--	--	--	--	--	--	--	--	--
7/18/02	--	420	13	25	--	--	--	--	--	--	--	--	--	--	--
7/7/03	--	260	ND<5.0	22	--	--	--	--	--	--	--	--	--	--	--
7/12/04	--	--	--	--	--	--	--	--	--	--	--	--	--	--	ND<2
7/28/06	--	280	ND<10	--	660	ND<10	ND<10	ND<25	ND<10	ND<10	ND<10	ND<10	ND<10	ND<50	ND<10
7/19/07	ND<11	230	29	--	770	ND<2.2	ND<2.2	ND<5.5	ND<2.2	ND<2.2	ND<2.2	ND<2.2	ND<2.2	ND<11	ND<2.2
MW-5															
1/6/03	--	ND<5.0	ND<5.0	ND<5.0	--	--	--	--	--	--	--	--	--	--	--
MW-7															
1/6/03	--	ND<5.0	ND<5.0	ND<5.0	--	--	--	--	--	--	--	--	--	--	--

Table 2 h
ADDITIONAL HISTORIC ANALYTICAL RESULTS
76 Station 1156

Date Sampled	Phenol (µg/l)	Pyrene (µg/l)	1,2,4- Trichloro- benzene (<i>envo</i>) (µg/l)	2,4,6- Trichloro- phenol (µg/l)	2,4,5- Trichloro- phenol (µg/l)
MW-1					
7/12/04	--	ND<2	--	--	--
7/28/06	ND<10	ND<10	ND<10	ND<25	ND<25
7/19/07	ND<2.2	ND<2.2	ND<2.2	ND<5.5	ND<5.5