



Denis L. Brown

Jerry Wickham
Alameda County Health Care Services Agency
1131 Harbor Bay Parkway, Suite 250
Alameda, California 94502-6577

Re: Former Shell Service Station
4255 MacArthur Boulevard
Oakland, California
SAP Code 135701
Incident No. 98995758
ACHCSA Case No. 486

Dear Mr. Wickham:

The attached document is provided for your review and comment. Upon information and belief, I declare, under penalty of perjury, that the information contained in the attached document is true and correct.

If you have any questions or concerns, please call me at (707) 865-0251.

Sincerely,

A handwritten signature in black ink, appearing to read "Denis L. Brown", is written over a horizontal line.

Denis L. Brown
Project Manager

RECEIVED

2:11 pm, Oct 08, 2007

Alameda County
Environmental Health

Shell Oil Products US

HSE – Environmental Services
20945 S. Wilmington Ave.
Carson, CA 90810-1039
Tel (707) 865 0251
Fax (707) 865 2542

Email denis.l.brown@shell.com



**CONESTOGA-ROVERS
& ASSOCIATES**

19449 Riverside Drive, Suite 230, Sonoma, California 95476
Telephone: 707-935-4850 Facsimile: 707-935-6649
www.CRAworld.com

October 5, 2007

Mr. Jerry Wickham
Alameda County Health Care Services Agency
1131 Harbor Bay Parkway, Suite 250
Alameda, California 94502-6577


Re: Groundwater Monitoring Report – Third Quarter 2007
Former Shell Service Station
4255 MacArthur Boulevard
Oakland, California
SAP Code 135701
Incident No. 98995758
Agency Case No. RO-0486

Dear Mr. Wickham:

Conestoga-Rovers and Associates (CRA) prepared this report on behalf of Equilon Enterprises LLC dba Shell Oil Products US (Shell) in accordance with the quarterly reporting requirements of 23 CCR 2652d.

If you have any questions regarding the contents of this document, please call Ana Friel at (707) 268-3812.

Sincerely,
Conestoga-Rovers and Associates



Ana Friel, PG
Project Manager

Enclosure: Groundwater Monitoring Report – Third Quarter 2007

cc: Denis Brown, Shell Oil Products US, 20945 S. Wilmington Ave., Carson, CA 90810
Roland C. Malone, Jr., PO Box 2744, Castro Valley, CA 94546
Kenneth Williams, MacArthur/High Trailer Park, c/o Bookkeeping, 332 Peyton Dr.,
Hayward, CA 94544
Thomas H. Kosel, ConocoPhillips Company, 76 Broadway, Sacramento, CA 95818

Equal
Employment
Opportunity Employer



**CONESTOGA-ROVERS
& ASSOCIATES**

Mr. Jerry Wickham
October 5, 2007

GROUNDWATER MONITORING REPORT – THIRD QUARTER 2007

Site Address	<u>4255 MacArthur Boulevard, Oakland</u>
Site Use	<u>Former Shell Service Station</u>
Shell Project Manager	<u>Denis Brown</u>
Consultant and Contact Person	<u>CRA, Ana Friel</u>
Lead Agency and Contact	<u>ACHCSA, Jerry Wickham</u>
Agency Case No.	<u>RO-0486</u>
Shell SAP Code	135701
Shell Incident No.	98995758
Date of Most Recent Agency Correspondence	<u>May 3, 2007</u>

Current Quarter's Activities

1. Blaine Tech Services, Inc. (Blaine) gauged and sampled wells according to the established monitoring program for this site.
2. CRA prepared a vicinity map (Figure 1) and a groundwater contour and chemical concentration map (Figure 2). The Blaine report, presenting the analytical data, is included in Attachment A.
3. Groundwater sampling was coordinated with sampling at the adjacent 76 Station #1156. The data tables for this site are included in Attachment B.

Current Quarter's Findings

Groundwater Flow Direction	<u>West-Southwest</u>
Hydraulic Gradient	<u>0.05</u>
Depth to Water	<u>6.33 to 14.30 feet below top of well casing</u>

Proposed Activities for Next Quarter

1. Blaine will gauge and sample wells during the first month of the quarter, according to the established monitoring program for this site.



**CONESTOGA-ROVERS
& ASSOCIATES**

Mr. Jerry Wickham
October 5, 2007

RECOMMENDATIONS

Separate phase hydrocarbons (SPH) were detected in well MW-2 this event at a thickness of 0.11 feet. Blaine purged approximately 271 milliliters of SPH with approximately 5 gallons of groundwater, which are currently stored in a drum at the site. The drum is properly labelled and will ultimately be recycled at Shell's Martinez Refinery. If the Fourth Quarter (October) event finds SPH in this well again, we will re-implement monthly gauging and bailing of the SPH, until such time as no SPH is observed for three consecutive events. Also, Shell is requesting that CRA perform a sensitive receptor survey, or update existing survey data for this site.

Figures: 1 - Vicinity Map
 2 - Groundwater Contour and Chemical Concentration Map

Attachment: A - Blaine Tech Services, Inc. - Groundwater Monitoring Report
 B - 76 Service Station #1156 - Groundwater Monitoring Data and
 Analytical Results

Conestoga-Rovers and Associates (CRA) prepared this document for use by our client and appropriate regulatory agencies. It is based partially on information available to CRA from outside sources and/or in the public domain, and partially on information supplied by CRA and its subcontractors. CRA makes no warranty or guarantee, expressed or implied, included or intended in this document, with respect to the accuracy of information obtained from these outside sources or the public domain, or any conclusions or recommendations based on information that was not independently verified by CRA. This document represents the best professional judgment of CRA. None of the work performed hereunder constitutes or shall be represented as a legal opinion of any kind or nature.

I:\Sonoma.Shell\Oakland 4255 MacArthur\QM\2007\3Q07\3Q07 4255 MacArthur Oakland.doc

G:\OAKLAND 4255 MACARTHUR\FIGURES\VIC-WELL-SURVEY.A1

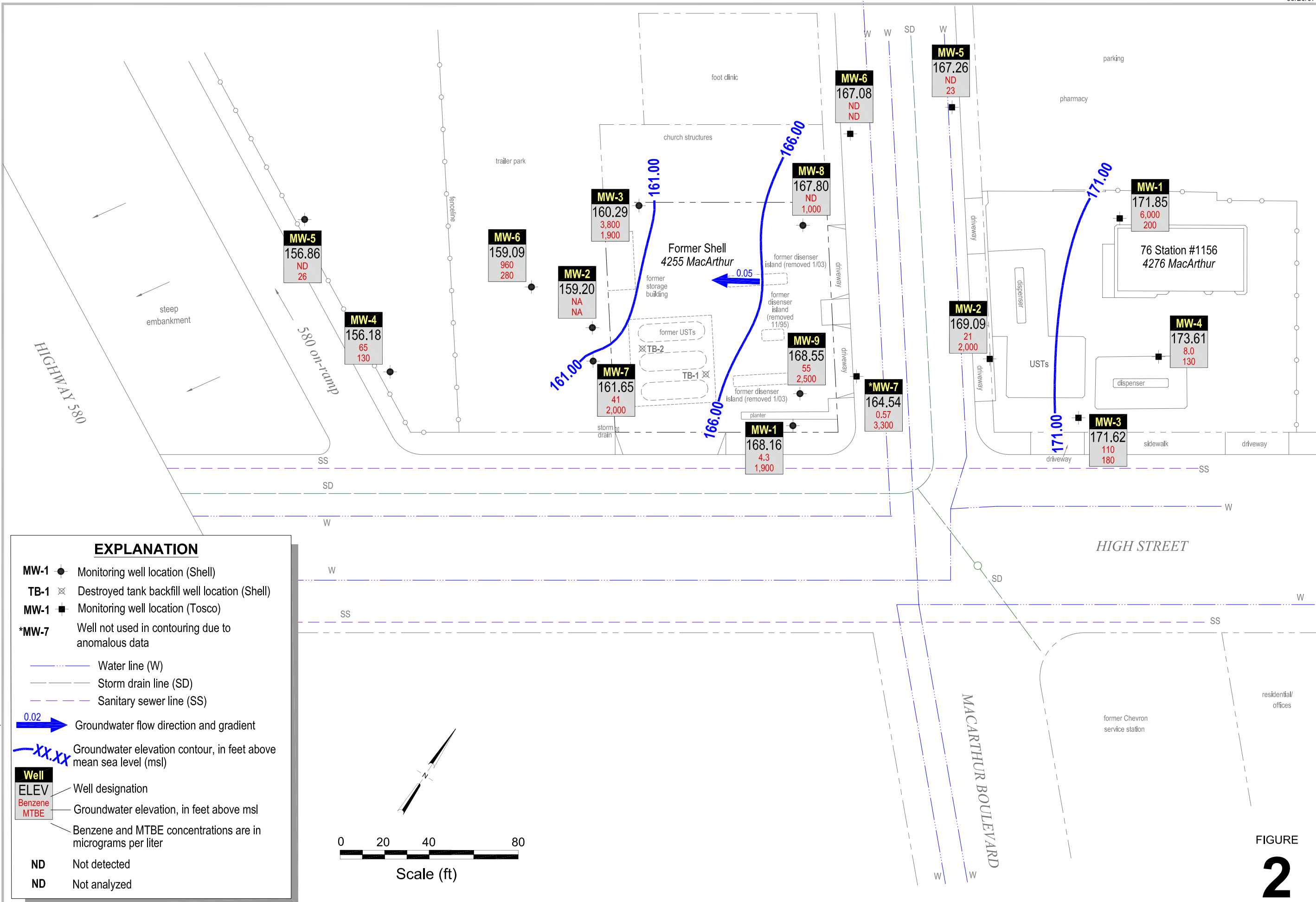


Former Shell Service Station
 4255 MacArthur Boulevard
 Oakland, California



**CONESTOGA-ROVERS
 & ASSOCIATES**

Vicinity Map
 (1/2 Mile Radius)



I:\SONOMA-SHELLOAKLAND 4255 MACARTHUR\Graphics\30M07.DWG

FIGURE
2

Attachment A

**Blaine Tech Services, Inc.
Groundwater Monitoring Report**

BLAINE
TECH SERVICES INC.

GROUNDWATER SAMPLING SPECIALISTS
SINCE 1985

August 15, 2007

Denis Brown
Shell Oil Products US
20945 South Wilmington Avenue
Carson, CA 90810

Third Quarter 2007 Groundwater Monitoring at
Former Shell-branded Service Station
4255 MacArthur Boulevard
Oakland, CA

Monitoring performed on July 9, 2007

Groundwater Monitoring Report **070709-MN-1**

This report covers the routine monitoring of groundwater wells at this former Shell-branded facility. In accordance with standard procedures that conform to Regional Water Quality Control Board requirements, routine field data collection includes depth to water, total well depth, thickness of any separate immiscible layer, water column volume, calculated purge volume (if applicable), elapsed evacuation time (if applicable), total volume of water removed (if applicable), and standard water parameter instrument readings. Sample material is collected, contained, stored, and transported to the laboratory in conformance with EPA standards. Purgewater (if applicable) is, likewise, collected and transported to the Martinez Refining Company.

Basic field information is presented alongside analytical values excerpted from the laboratory report in the cumulative table of **WELL CONCENTRATIONS**. The full analytical report for the most recent samples and the field data sheets are attached to this report.

At a minimum, Blaine Tech Services, Inc. field personnel are certified on completion of a forty hour Hazardous Materials and Emergency Response training course per 29 CFR 1910.120. Field personnel are also enrolled in annual eight-hour refresher courses.

Blaine Tech Services, Inc. conducts sampling and documentation assignments of this type as an independent third party. Our activities at this site consisted of objective data and sample collection only. No interpretation of analytical results, defining of hydrological conditions or formulation of recommendations was performed.

Please call if you have any questions.

Yours truly,

Mike Ninokata
Project Manager

MN/ks

attachments: Cumulative Table of WELL CONCENTRATIONS
Certified Analytical Report
Field Data Sheets

cc: Ana Friel
Conestoga-Rovers & Associates
19449 Riverside Dr., Suite 230
Sonoma, CA 95476

WELL CONCENTRATIONS
Former Shell-branded Service Station
4255 MacArthur Boulevard
Oakland, CA

Well ID	Date	TPPH (ug/L)	B (ug/L)	T (ug/L)	E (ug/L)	X (ug/L)	MTBE 8020 (ug/L)	MTBE 8260 (ug/L)	DIPE (ug/L)	ETBE (ug/L)	TAME (ug/L)	TBA (ug/L)	Ethanol (ug/L)	TOC (MSL)	Depth to Water (ft.)	Depth to SPH (ft.)	GW Elevation (MSL)	SPH Thickness (ft.)	DO Reading (ppm)	ORP Reading (mV)
TB-2	07/18/2002	7,500	630	650	<25	390	NA	44,000	NA	NA	NA	NA	NA	NA	12.34	NA	NA	NA	0.9	-67
TB-2	10/07/2002	<10,000	580	<100	<100	180	NA	30,000	NA	NA	NA	NA	NA	NA	11.62	NA	NA	NA	1.0	-41
TB-2	01/06/2003	120	4.8	<0.50	<0.50	2.0	NA	220	NA	NA	NA	NA	NA	NA	4.35	NA	NA	NA	0.5	-515

Abbreviations:

TPPH = Total petroleum hydrocarbons as gasoline by EPA Method 8260B; prior to July 24, 2001, analyzed by EPA Method 8015.

BTEX = Benzene, toluene, ethylbenzene, xylenes by EPA Method 8260B; prior to July 24, 2001, analyzed by EPA Method 8020.

MTBE = Methyl tertiary butyl ether

DIPE = Di-isopropyl ether, analyzed by EPA Method 8260

ETBE = Ethyl tertiary butyl ether, analyzed by EPA Method 8260

TAME = Tertiary amyl methyl ether, analyzed by EPA Method 8260

TBA = Tertiary butyl alcohol, analyzed by EPA Method 8260

TOC = Top of Casing Elevation

SPH = Separate-Phase Hydrocarbons

GW = Groundwater

ug/L = Parts per billion

MSL = Mean sea level

ft. = Feet

<n = Below detection limit

(D) = Duplicate sample

NA = Not applicable

DO = Dissolved Oxygens

ppm = Parts per million

ORP = Oxidation Reduction Potential

mV = Millivolts

WELL CONCENTRATIONS
Former Shell-branded Service Station
4255 MacArthur Boulevard
Oakland, CA

Well ID	Date	TPPH (ug/L)	B (ug/L)	T (ug/L)	E (ug/L)	X (ug/L)	MTBE 8020 (ug/L)	MTBE 8260 (ug/L)	DIPE (ug/L)	ETBE (ug/L)	TAME (ug/L)	TBA (ug/L)	Ethanol (ug/L)	TOC (MSL)	Depth to Water (ft.)	Depth to SPH (ft.)	GW Elevation (MSL)	SPH Thickness (ft.)	DO Reading (ppm)	ORP Reading (mV)
---------	------	----------------	-------------	-------------	-------------	-------------	------------------------	------------------------	----------------	----------------	----------------	---------------	-------------------	--------------	----------------------------	--------------------------	--------------------------	---------------------------	------------------------	------------------------

Notes:

a = Ground water surface had a sheen when sampled.

b = MTBE value is estimated by Sequoia Analytical of Redwood City, CA.

c = The concentration reported reflects individual or discrete unidentified peaks not matching a typical fuel pattern.

d = Secondary ion abundances were outside method requirements. Identification based on analytical judgement.

e = pH>2

f = Initial analysis within holding time. Reanalysis for the required dilution or confirmation was past holding time.

g = Analyzed by EPA Method 8015B (M).

h = The sample chromatographic pattern for TPH does not match the chromatographic pattern of the specified standard. Quantitation of the unknown hydrocarbon(s) in the sample was based upon the specified standard.

i = Analyte was detected at a concentration below the reporting limit and above the laboratory method detection limit. Reported value is estimated.

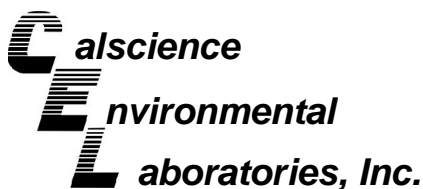
* = Sample analyzed outside the EPA recommended holding time.

Ethanol analyzed by EPA Method 8260B.

Site surveyed March 14, 2002 by Virgil Chavez Land Surveying of Vallejo, CA.

When separate-phase hydrocarbons are present, ground water elevation is adjusted using the relation: Corrected ground water elevation = Top-of-Casing Elevation - Depth to Water + (0.8 x Hydrocarbon Thickness).

Wells MW-6, MW-7, MW-8 and MW-9 surveyed July 12, 2006 by Virgil Chavez Land Surveying of Vallejo, CA.



July 20, 2007

Michael Ninokata
Blaine Tech Services, Inc.
1680 Rogers Avenue
San Jose, CA 95112-1105

Subject: **CalScience Work Order No.: 07-07-0895**
Client Reference: 4255 MacArthur Blvd., Oakland, CA

Dear Client:

Enclosed is an analytical report for the above-referenced project. The samples included in this report were received 7/13/2007 and analyzed in accordance with the attached chain-of-custody.

Unless otherwise noted, all analytical testing was accomplished in accordance with the guidelines established in our Quality Systems Manual, applicable standard operating procedures, and other related documentation. The original report of subcontracted analysis, if any, is provided herein, and follows the standard CalScience data package. The results in this analytical report are limited to the samples tested and any reproduction thereof must be made in its entirety.

If you have any questions regarding this report, please do not hesitate to contact the undersigned.

Sincerely,

A handwritten signature in black ink, appearing to read 'Don Burley'.

CalScience Environmental
Laboratories, Inc.
Don Burley
Project Manager

Analytical Report



Blaine Tech Services, Inc.
1680 Rogers Avenue
San Jose, CA 95112-1105

Date Received: 07/13/07
Work Order No: 07-07-0895
Preparation: EPA 5030B
Method: EPA 8015B (M)

Project: 4255 MacArthur Blvd., Oakland, CA

Page 1 of 3

Client Sample Number	Lab Sample Number	Date Collected	Matrix	Instrument	Date Prepared	Date Analyzed	QC Batch ID
MW-1	07-07-0895-1	07/09/07	Aqueous	GC 30	07/17/07	07/18/07	070717B01

Comment(s): -The sample chromatographic pattern for TPH does not match the chromatographic pattern of the specified standard. Quantitation of the unknown hydrocarbon(s) in the sample was based upon the specified standard.

Parameter	Result	RL	DF	Qual	Units
TPH as Gasoline	960	50	1		ug/L
<u>Surrogates:</u>	<u>REC (%)</u>	<u>Control Limits</u>		<u>Qual</u>	
1,4-Bromofluorobenzene	83	38-134			

Client Sample Number	Lab Sample Number	Date Collected	Matrix	Instrument	Date Prepared	Date Analyzed	QC Batch ID
MW-3	07-07-0895-2	07/09/07	Aqueous	GC 30	07/17/07	07/18/07	070717B01

Parameter	Result	RL	DF	Qual	Units
TPH as Gasoline	25000	1200	25		ug/L
<u>Surrogates:</u>	<u>REC (%)</u>	<u>Control Limits</u>		<u>Qual</u>	
1,4-Bromofluorobenzene	99	38-134			

Client Sample Number	Lab Sample Number	Date Collected	Matrix	Instrument	Date Prepared	Date Analyzed	QC Batch ID
MW-4	07-07-0895-3	07/09/07	Aqueous	GC 30	07/17/07	07/18/07	070717B01

Parameter	Result	RL	DF	Qual	Units
TPH as Gasoline	650	50	1		ug/L
<u>Surrogates:</u>	<u>REC (%)</u>	<u>Control Limits</u>		<u>Qual</u>	
1,4-Bromofluorobenzene	95	38-134			

Client Sample Number	Lab Sample Number	Date Collected	Matrix	Instrument	Date Prepared	Date Analyzed	QC Batch ID
MW-5	07-07-0895-4	07/09/07	Aqueous	GC 30	07/17/07	07/18/07	070717B01

Parameter	Result	RL	DF	Qual	Units
TPH as Gasoline	ND	50	1		ug/L
<u>Surrogates:</u>	<u>REC (%)</u>	<u>Control Limits</u>		<u>Qual</u>	
1,4-Bromofluorobenzene	86	38-134			

RL - Reporting Limit , DF - Dilution Factor , Qual - Qualifiers

Analytical Report



Blaine Tech Services, Inc.
1680 Rogers Avenue
San Jose, CA 95112-1105

Date Received: 07/13/07
Work Order No: 07-07-0895
Preparation: EPA 5030B
Method: EPA 8015B (M)

Project: 4255 MacArthur Blvd., Oakland, CA

Page 2 of 3

Client Sample Number	Lab Sample Number	Date Collected	Matrix	Instrument	Date Prepared	Date Analyzed	QC Batch ID
MW-6	07-07-0895-5	07/09/07	Aqueous	GC 30	07/17/07	07/18/07	070717B01

<u>Parameter</u>	<u>Result</u>	<u>RL</u>	<u>DF</u>	<u>Qual</u>	<u>Units</u>
TPH as Gasoline	6100	250	5		ug/L
<u>Surrogates:</u>	<u>REC (%)</u>	<u>Control Limits</u>		<u>Qual</u>	
1,4-Bromofluorobenzene	90	38-134			

MW-7	07-07-0895-6	07/09/07	Aqueous	GC 30	07/17/07	07/18/07	070717B01
-------------	---------------------	-----------------	----------------	--------------	-----------------	-----------------	------------------

<u>Parameter</u>	<u>Result</u>	<u>RL</u>	<u>DF</u>	<u>Qual</u>	<u>Units</u>
TPH as Gasoline	1100	50	1		ug/L
<u>Surrogates:</u>	<u>REC (%)</u>	<u>Control Limits</u>		<u>Qual</u>	
1,4-Bromofluorobenzene	89	38-134			

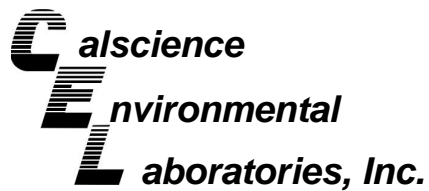
MW-8	07-07-0895-7	07/09/07	Aqueous	GC 30	07/17/07	07/18/07	070717B01
-------------	---------------------	-----------------	----------------	--------------	-----------------	-----------------	------------------

<u>Parameter</u>	<u>Result</u>	<u>RL</u>	<u>DF</u>	<u>Qual</u>	<u>Units</u>
TPH as Gasoline	590	50	1		ug/L
<u>Surrogates:</u>	<u>REC (%)</u>	<u>Control Limits</u>		<u>Qual</u>	
1,4-Bromofluorobenzene	89	38-134			

MW-9	07-07-0895-8	07/09/07	Aqueous	GC 30	07/17/07	07/18/07	070717B01
-------------	---------------------	-----------------	----------------	--------------	-----------------	-----------------	------------------

<u>Parameter</u>	<u>Result</u>	<u>RL</u>	<u>DF</u>	<u>Qual</u>	<u>Units</u>
TPH as Gasoline	1200	50	1		ug/L
<u>Surrogates:</u>	<u>REC (%)</u>	<u>Control Limits</u>		<u>Qual</u>	
1,4-Bromofluorobenzene	90	38-134			

RL - Reporting Limit , DF - Dilution Factor , Qual - Qualifiers



Analytical Report



Blaine Tech Services, Inc.
1680 Rogers Avenue
San Jose, CA 95112-1105

Date Received: 07/13/07
Work Order No: 07-07-0895
Preparation: EPA 5030B
Method: EPA 8015B (M)

Project: 4255 MacArthur Blvd., Oakland, CA

Page 3 of 3

Client Sample Number	Lab Sample Number	Date Collected	Matrix	Instrument	Date Prepared	Date Analyzed	QC Batch ID
Method Blank	099-12-436-680	N/A	Aqueous	GC 30	07/17/07	07/17/07	070717B01

<u>Parameter</u>	<u>Result</u>	<u>RL</u>	<u>DF</u>	<u>Qual</u>	<u>Units</u>
TPH as Gasoline	ND	50	1		ug/L
<u>Surrogates:</u>	<u>REC (%)</u>	<u>Control Limits</u>		<u>Qual</u>	
1,4-Bromofluorobenzene	87	38-134			

RL - Reporting Limit , DF - Dilution Factor , Qual - Qualifiers

Analytical Report

Blaine Tech Services, Inc.
1680 Rogers Avenue
San Jose, CA 95112-1105

Date Received: 07/13/07
Work Order No: 07-07-0895
Preparation: EPA 5030B
Method: EPA 8260B
Units: ug/L

Project: 4255 MacArthur Blvd., Oakland, CA

Page 1 of 4

Client Sample Number	Lab Sample Number	Date Collected	Matrix	Instrument	Date Prepared	Date Analyzed	QC Batch ID
MW-1	07-07-0895-1	07/09/07	Aqueous	GC/MS FF	07/17/07	07/18/07	070717L02

Comment(s): -Results were evaluated to the MDL, concentrations >= to the MDL but < RL, if found, are qualified with a "J" flag.

Parameter	Result	RL	MDL	DF	Qual	Parameter	Result	RL	MDL	DF	Qual
Benzene	4.3	10	2.8	20	J	Tert-Butyl Alcohol (TBA)	2100	200	110	20	
Ethylbenzene	ND	20	4.5	20		Diisopropyl Ether (DIPE)	ND	40	6.6	20	
Toluene	ND	20	5.4	20		Ethyl-t-Butyl Ether (ETBE)	ND	40	3.7	20	
p/m-Xylene	ND	20	11	20		Tert-Amyl-Methyl Ether (TAME)	ND	40	22	20	
o-Xylene	ND	20	3.4	20		Ethanol	ND	2000	1700	20	
Methyl-t-Butyl Ether (MTBE)	1900	20	5.2	20							
<u>Surrogates:</u>	<u>REC (%)</u>	<u>Control Limits</u>			<u>Qual</u>	<u>Surrogates:</u>	<u>REC (%)</u>	<u>Control Limits</u>			<u>Qual</u>
Dibromofluoromethane	102	74-140				1,2-Dichloroethane-d4	91	74-146			
Toluene-d8	101	88-112				1,4-Bromofluorobenzene	94	74-110			

Client Sample Number	Lab Sample Number	Date Collected	Matrix	Instrument	Date Prepared	Date Analyzed	QC Batch ID
MW-3	07-07-0895-2	07/09/07	Aqueous	GC/MS FF	07/17/07	07/18/07	070717L02

Comment(s): -Results were evaluated to the MDL, concentrations >= to the MDL but < RL, if found, are qualified with a "J" flag.


Parameter	Result	RL	MDL	DF	Qual	Parameter	Result	RL	MDL	DF	Qual
Benzene	3800	25	7.0	50		Tert-Butyl Alcohol (TBA)	1500	500	270	50	
Ethylbenzene	1400	50	11	50		Diisopropyl Ether (DIPE)	ND	100	17	50	
Toluene	57	50	14	50		Ethyl-t-Butyl Ether (ETBE)	ND	100	9.2	50	
p/m-Xylene	1400	50	27	50		Tert-Amyl-Methyl Ether (TAME)	ND	100	56	50	
o-Xylene	56	50	8.4	50		Ethanol	ND	5000	4300	50	
Methyl-t-Butyl Ether (MTBE)	1900	50	13	50							
<u>Surrogates:</u>	<u>REC (%)</u>	<u>Control Limits</u>			<u>Qual</u>	<u>Surrogates:</u>	<u>REC (%)</u>	<u>Control Limits</u>			<u>Qual</u>
Dibromofluoromethane	104	74-140				1,2-Dichloroethane-d4	93	74-146			
Toluene-d8	101	88-112				1,4-Bromofluorobenzene	95	74-110			

Client Sample Number	Lab Sample Number	Date Collected	Matrix	Instrument	Date Prepared	Date Analyzed	QC Batch ID
MW-4	07-07-0895-3	07/09/07	Aqueous	GC/MS FF	07/17/07	07/18/07	070717L02

Comment(s): -Results were evaluated to the MDL, concentrations >= to the MDL but < RL, if found, are qualified with a "J" flag.

Parameter	Result	RL	MDL	DF	Qual	Parameter	Result	RL	MDL	DF	Qual
Benzene	65	5.0	1.4	10		Tert-Butyl Alcohol (TBA)	6000	100	54	10	
Ethylbenzene	36	10	2.3	10		Diisopropyl Ether (DIPE)	ND	20	3.3	10	
Toluene	5.3	10	2.7	10	J	Ethyl-t-Butyl Ether (ETBE)	ND	20	1.8	10	
p/m-Xylene	30	10	5.4	10		Tert-Amyl-Methyl Ether (TAME)	ND	20	11	10	
o-Xylene	3.2	10	1.7	10	J	Ethanol	ND	1000	860	10	
Methyl-t-Butyl Ether (MTBE)	130	10	2.6	10							
<u>Surrogates:</u>	<u>REC (%)</u>	<u>Control Limits</u>			<u>Qual</u>	<u>Surrogates:</u>	<u>REC (%)</u>	<u>Control Limits</u>			<u>Qual</u>
Dibromofluoromethane	101	74-140				1,2-Dichloroethane-d4	91	74-146			
Toluene-d8	100	88-112				1,4-Bromofluorobenzene	94	74-110			

RL - Reporting Limit , DF - Dilution Factor , Qual - Qualifiers



Analytical Report

Blaine Tech Services, Inc.
1680 Rogers Avenue
San Jose, CA 95112-1105

Date Received: 07/13/07
Work Order No: 07-07-0895
Preparation: EPA 5030B
Method: EPA 8260B
Units: ug/L

Project: 4255 MacArthur Blvd., Oakland, CA

Page 2 of 4

Client Sample Number	Lab Sample Number	Date Collected	Matrix	Instrument	Date Prepared	Date Analyzed	QC Batch ID
MW-5	07-07-0895-4	07/09/07	Aqueous	GC/MS FF	07/17/07	07/18/07	070717L02

Comment(s): -Results were evaluated to the MDL, concentrations \geq to the MDL but $<$ RL, if found, are qualified with a "J" flag.

Parameter	Result	RL	MDL	DF	Qual	Parameter	Result	RL	MDL	DF	Qual
Benzene	ND	0.50	0.14	1		Tert-Butyl Alcohol (TBA)	34	10	5.4	1	
Ethylbenzene	ND	1.0	0.23	1		Diisopropyl Ether (DIPE)	ND	2.0	0.33	1	
Toluene	ND	1.0	0.27	1		Ethyl-t-Butyl Ether (ETBE)	ND	2.0	0.18	1	
p/m-Xylene	ND	1.0	0.54	1		Tert-Amyl-Methyl Ether (TAME)	ND	2.0	1.1	1	
o-Xylene	ND	1.0	0.17	1		Ethanol	ND	100	86	1	
Methyl-t-Butyl Ether (MTBE)	26	1.0	0.26	1							
Surrogates:	REC (%)	Control Limits		Qual		Surrogates:	REC (%)	Control Limits		Qual	
Dibromofluoromethane	104	74-140				1,2-Dichloroethane-d4	96	74-146			
Toluene-d8	102	88-112				1,4-Bromofluorobenzene	94	74-110			

Client Sample Number	Lab Sample Number	Date Collected	Matrix	Instrument	Date Prepared	Date Analyzed	QC Batch ID
MW-6	07-07-0895-5	07/09/07	Aqueous	GC/MS FF	07/17/07	07/18/07	070717L02

Comment(s): -Results were evaluated to the MDL, concentrations \geq to the MDL but $<$ RL, if found, are qualified with a "J" flag.


Parameter	Result	RL	MDL	DF	Qual	Parameter	Result	RL	MDL	DF	Qual
Benzene	960	10	2.8	20		Tert-Butyl Alcohol (TBA)	8400	200	110	20	
Ethylbenzene	65	20	4.5	20		Diisopropyl Ether (DIPE)	ND	40	6.6	20	
Toluene	23	20	5.4	20		Ethyl-t-Butyl Ether (ETBE)	ND	40	3.7	20	
p/m-Xylene	93	20	11	20		Tert-Amyl-Methyl Ether (TAME)	ND	40	22	20	
o-Xylene	23	20	3.4	20		Ethanol	ND	2000	1700	20	
Methyl-t-Butyl Ether (MTBE)	280	20	5.2	20							
Surrogates:	REC (%)	Control Limits		Qual		Surrogates:	REC (%)	Control Limits		Qual	
Dibromofluoromethane	100	74-140				1,2-Dichloroethane-d4	90	74-146			
Toluene-d8	101	88-112				1,4-Bromofluorobenzene	95	74-110			

Client Sample Number	Lab Sample Number	Date Collected	Matrix	Instrument	Date Prepared	Date Analyzed	QC Batch ID
MW-7	07-07-0895-6	07/09/07	Aqueous	GC/MS FF	07/17/07	07/18/07	070717L02

Comment(s): -Results were evaluated to the MDL, concentrations \geq to the MDL but $<$ RL, if found, are qualified with a "J" flag.

Parameter	Result	RL	MDL	DF	Qual	Parameter	Result	RL	MDL	DF	Qual
Benzene	41	10	2.8	20		Tert-Butyl Alcohol (TBA)	1200	200	110	20	
Ethylbenzene	8.8	20	4.5	20	J	Diisopropyl Ether (DIPE)	ND	40	6.6	20	
Toluene	ND	20	5.4	20		Ethyl-t-Butyl Ether (ETBE)	ND	40	3.7	20	
p/m-Xylene	ND	20	11	20		Tert-Amyl-Methyl Ether (TAME)	ND	40	22	20	
o-Xylene	4.5	20	3.4	20	J	Ethanol	ND	2000	1700	20	
Methyl-t-Butyl Ether (MTBE)	2000	20	5.2	20							
Surrogates:	REC (%)	Control Limits		Qual		Surrogates:	REC (%)	Control Limits		Qual	
Dibromofluoromethane	101	74-140				1,2-Dichloroethane-d4	91	74-146			
Toluene-d8	102	88-112				1,4-Bromofluorobenzene	94	74-110			

RL - Reporting Limit , DF - Dilution Factor , Qual - Qualifiers



Analytical Report



Blaine Tech Services, Inc.
 1680 Rogers Avenue
 San Jose, CA 95112-1105

Date Received: 07/13/07
 Work Order No: 07-07-0895
 Preparation: EPA 5030B
 Method: EPA 8260B
 Units: ug/L

Project: 4255 MacArthur Blvd., Oakland, CA

Page 3 of 4

Client Sample Number	Lab Sample Number	Date Collected	Matrix	Instrument	Date Prepared	Date Analyzed	QC Batch ID
MW-8	07-07-0895-7	07/09/07	Aqueous	GC/MS FF	07/17/07	07/18/07	070717L02

Comment(s): -Results were evaluated to the MDL, concentrations >= to the MDL but < RL, if found, are qualified with a "J" flag.

Parameter	Result	RL	MDL	DF	Qual	Parameter	Result	RL	MDL	DF	Qual
Benzene	ND	5.0	1.4	10		Tert-Butyl Alcohol (TBA)	ND	100	54	10	
Ethylbenzene	ND	10	2.3	10		Diisopropyl Ether (DIPE)	ND	20	3.3	10	
Toluene	ND	10	2.7	10		Ethyl-t-Butyl Ether (ETBE)	ND	20	1.8	10	
p/m-Xylene	ND	10	5.4	10		Tert-Amyl-Methyl Ether (TAME)	ND	20	11	10	
o-Xylene	ND	10	1.7	10		Ethanol	ND	1000	860	10	
Methyl-t-Butyl Ether (MTBE)	1000	10	2.6	10							
Surrogates:	REC (%)	Control Limits			Qual	Surrogates:	REC (%)	Control Limits			Qual
Dibromofluoromethane	101	74-140				1,2-Dichloroethane-d4	91	74-146			
Toluene-d8	100	88-112				1,4-Bromofluorobenzene	95	74-110			

Client Sample Number	Lab Sample Number	Date Collected	Matrix	Instrument	Date Prepared	Date Analyzed	QC Batch ID
MW-9	07-07-0895-8	07/09/07	Aqueous	GC/MS FF	07/18/07	07/18/07	070718L01

Comment(s): -Results were evaluated to the MDL, concentrations >= to the MDL but < RL, if found, are qualified with a "J" flag.


Parameter	Result	RL	MDL	DF	Qual	Parameter	Result	RL	MDL	DF	Qual
Benzene	55	12	3.5	25		Tert-Butyl Alcohol (TBA)	ND	250	140	25	
Ethylbenzene	ND	25	5.6	25		Diisopropyl Ether (DIPE)	ND	50	8.3	25	
Toluene	ND	25	6.8	25		Ethyl-t-Butyl Ether (ETBE)	ND	50	4.6	25	
p/m-Xylene	ND	25	13	25		Tert-Amyl-Methyl Ether (TAME)	ND	50	28	25	
o-Xylene	ND	25	4.2	25		Ethanol	ND	2500	2200	25	
Methyl-t-Butyl Ether (MTBE)	2500	25	6.5	25							
Surrogates:	REC (%)	Control Limits			Qual	Surrogates:	REC (%)	Control Limits			Qual
Dibromofluoromethane	102	74-140				1,2-Dichloroethane-d4	90	74-146			
Toluene-d8	100	88-112				1,4-Bromofluorobenzene	95	74-110			

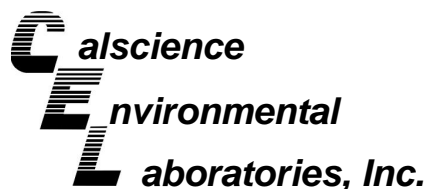
Client Sample Number	Lab Sample Number	Date Collected	Matrix	Instrument	Date Prepared	Date Analyzed	QC Batch ID
Method Blank	099-10-006-22,143	N/A	Aqueous	GC/MS FF	07/17/07	07/18/07	070717L02

Comment(s): -Results were evaluated to the MDL, concentrations >= to the MDL but < RL, if found, are qualified with a "J" flag.

Parameter	Result	RL	MDL	DF	Qual	Parameter	Result	RL	MDL	DF	Qual
Benzene	ND	0.50	0.14	1		Tert-Butyl Alcohol (TBA)	ND	10	5.4	1	
Ethylbenzene	ND	1.0	0.23	1		Diisopropyl Ether (DIPE)	ND	2.0	0.33	1	
Toluene	ND	1.0	0.27	1		Ethyl-t-Butyl Ether (ETBE)	ND	2.0	0.18	1	
p/m-Xylene	ND	1.0	0.54	1		Tert-Amyl-Methyl Ether (TAME)	ND	2.0	1.1	1	
o-Xylene	ND	1.0	0.17	1		Ethanol	ND	100	86	1	
Methyl-t-Butyl Ether (MTBE)	ND	1.0	0.26	1							
Surrogates:	REC (%)	Control Limits			Qual	Surrogates:	REC (%)	Control Limits			Qual
Dibromofluoromethane	101	74-140				1,2-Dichloroethane-d4	91	74-146			
Toluene-d8	101	88-112				1,4-Bromofluorobenzene	94	74-110			

RL - Reporting Limit , DF - Dilution Factor , Qual - Qualifiers





Analytical Report



Blaine Tech Services, Inc.
1680 Rogers Avenue
San Jose, CA 95112-1105

Date Received: 07/13/07
Work Order No: 07-07-0895
Preparation: EPA 5030B
Method: EPA 8260B
Units: ug/L

Project: 4255 MacArthur Blvd., Oakland, CA


Page 4 of 4

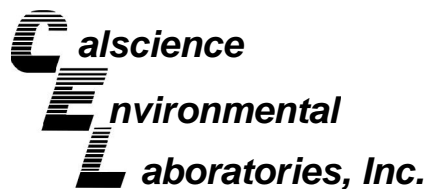
Client Sample Number	Lab Sample Number	Date Collected	Matrix	Instrument	Date Prepared	Date Analyzed	QC Batch ID
Method Blank	099-10-006-22,144	N/A	Aqueous	GC/MS FF	07/18/07	07/18/07	070718L01

Comment(s): -Results were evaluated to the MDL, concentrations \geq to the MDL but $<$ RL, if found, are qualified with a "J" flag.

Parameter	Result	RL	MDL	DF	Qual	Parameter	Result	RL	MDL	DF	Qual
Benzene	ND	0.50	0.14	1		Tert-Butyl Alcohol (TBA)	ND	10	5.4	1	
Ethylbenzene	ND	1.0	0.23	1		Diisopropyl Ether (DIPE)	ND	2.0	0.33	1	
Toluene	ND	1.0	0.27	1		Ethyl-t-Butyl Ether (ETBE)	ND	2.0	0.18	1	
p/m-Xylene	ND	1.0	0.54	1		Tert-Amyl-Methyl Ether (TAME)	ND	2.0	1.1	1	
o-Xylene	ND	1.0	0.17	1		Ethanol	ND	100	86	1	
Methyl-t-Butyl Ether (MTBE)	ND	1.0	0.26	1							
<u>Surrogates:</u>	<u>REC (%)</u>	<u>Control Limits</u>		<u>Qual</u>	<u>Surrogates:</u>	<u>REC (%)</u>	<u>Control Limits</u>		<u>Qual</u>		
Dibromofluoromethane	97	74-140			1,2-Dichloroethane-d4	88	74-146				
Toluene-d8	101	88-112			1,4-Bromofluorobenzene	94	74-110				

RL - Reporting Limit , DF - Dilution Factor , Qual - Qualifiers





Quality Control - Spike/Spike Duplicate



Blaine Tech Services, Inc.
1680 Rogers Avenue
San Jose, CA 95112-1105

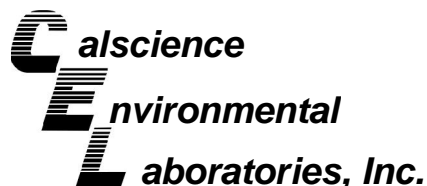
Date Received: 07/13/07
Work Order No: 07-07-0895
Preparation: EPA 5030B
Method: EPA 8015B (M)

Project 4255 MacArthur Blvd., Oakland, CA

Quality Control Sample ID	Matrix	Instrument	Date Prepared	Date Analyzed	MS/MSD Batch Number
07-07-0987-1	Aqueous	GC 30	07/17/07	07/17/07	070717S01

Parameter	MS %REC	MSD %REC	%REC CL	RPD	RPD CL	Qualifiers
TPH as Gasoline	101	92	68-122	9	0-18	

RPD - Relative Percent Difference , CL - Control Limit



Quality Control - Spike/Spike Duplicate



Blaine Tech Services, Inc.
1680 Rogers Avenue
San Jose, CA 95112-1105

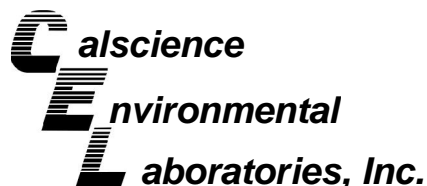
Date Received: 07/13/07
Work Order No: 07-07-0895
Preparation: EPA 5030B
Method: EPA 8260B

Project 4255 MacArthur Blvd., Oakland, CA

Quality Control Sample ID	Matrix	Instrument	Date Prepared	Date Analyzed	MS/MSD Batch Number
07-07-0896-9	Aqueous	GC/MS FF	07/17/07	07/18/07	070717S02

Parameter	MS %REC	MSD %REC	%REC CL	RPD	RPD CL	Qualifiers
Benzene	99	98	88-118	1	0-7	
Carbon Tetrachloride	94	91	67-145	3	0-11	
Chlorobenzene	101	101	88-118	0	0-7	
1,2-Dichlorobenzene	100	100	86-116	0	0-8	
1,1-Dichloroethene	99	98	70-130	2	0-25	
Toluene	99	99	87-123	1	0-8	
Trichloroethene	100	99	79-127	1	0-10	
Vinyl Chloride	95	92	69-129	3	0-13	
Methyl-t-Butyl Ether (MTBE)	99	95	71-131	4	0-13	
Tert-Butyl Alcohol (TBA)	99	93	36-168	6	0-45	
Diisopropyl Ether (DIPE)	92	90	81-123	2	0-9	
Ethyl-t-Butyl Ether (ETBE)	92	90	72-126	2	0-12	
Tert-Amyl-Methyl Ether (TAME)	92	90	72-126	2	0-12	
Ethanol	84	80	53-149	5	0-31	

RPD - Relative Percent Difference , CL - Control Limit



Quality Control - Spike/Spike Duplicate



Blaine Tech Services, Inc.
1680 Rogers Avenue
San Jose, CA 95112-1105

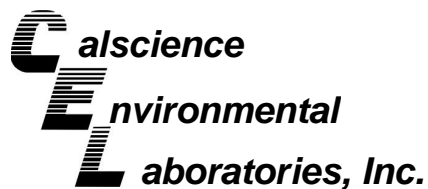
Date Received: 07/13/07
Work Order No: 07-07-0895
Preparation: EPA 5030B
Method: EPA 8260B

Project 4255 MacArthur Blvd., Oakland, CA

Quality Control Sample ID	Matrix	Instrument	Date Prepared	Date Analyzed	MS/MSD Batch Number
07-07-0896-11	Aqueous	GC/MS FF	07/18/07	07/18/07	070718S01

Parameter	MS %REC	MSD %REC	%REC CL	RPD	RPD CL	Qualifiers
Benzene	97	97	88-118	1	0-7	
Carbon Tetrachloride	92	90	67-145	3	0-11	
Chlorobenzene	102	103	88-118	0	0-7	
1,2-Dichlorobenzene	99	99	86-116	1	0-8	
1,1-Dichloroethene	99	95	70-130	5	0-25	
Toluene	99	100	87-123	1	0-8	
Trichloroethene	101	98	79-127	2	0-10	
Vinyl Chloride	95	90	69-129	5	0-13	
Methyl-t-Butyl Ether (MTBE)	112	90	71-131	7	0-13	
Tert-Butyl Alcohol (TBA)	98	92	36-168	7	0-45	
Diisopropyl Ether (DIPE)	90	87	81-123	3	0-9	
Ethyl-t-Butyl Ether (ETBE)	90	86	72-126	4	0-12	
Tert-Amyl-Methyl Ether (TAME)	91	89	72-126	3	0-12	
Ethanol	79	77	53-149	2	0-31	

RPD - Relative Percent Difference , CL - Control Limit



Quality Control - LCS/LCS Duplicate



Blaine Tech Services, Inc.
1680 Rogers Avenue
San Jose, CA 95112-1105

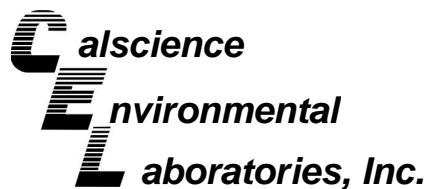
Date Received: N/A
Work Order No: 07-07-0895
Preparation: EPA 5030B
Method: EPA 8015B (M)

Project: 4255 MacArthur Blvd., Oakland, CA

Quality Control Sample ID	Matrix	Instrument	Date Prepared	Date Analyzed	LCS/LCSD Batch Number
099-12-436-680	Aqueous	GC 30	07/17/07	07/17/07	070717B01

<u>Parameter</u>	<u>LCS %REC</u>	<u>LCSD %REC</u>	<u>%REC CL</u>	<u>RPD</u>	<u>RPD CL</u>	<u>Qualifiers</u>
TPH as Gasoline	102	104	78-120	2	0-10	

RPD - Relative Percent Difference , CL - Control Limit



Quality Control - LCS/LCS Duplicate



Blaine Tech Services, Inc.
1680 Rogers Avenue
San Jose, CA 95112-1105

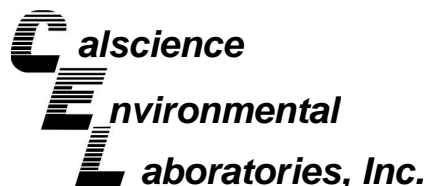
Date Received: N/A
Work Order No: 07-07-0895
Preparation: EPA 5030B
Method: EPA 8260B

Project: 4255 MacArthur Blvd., Oakland, CA

Quality Control Sample ID	Matrix	Instrument	Date Prepared	Date Analyzed	LCS/LCSD Batch Number
099-10-006-22,143	Aqueous	GC/MS FF	07/17/07	07/18/07	070717L02

<u>Parameter</u>	<u>LCS %REC</u>	<u>LCSD %REC</u>	<u>%REC CL</u>	<u>RPD</u>	<u>RPD CL</u>	<u>Qualifiers</u>
Benzene	97	97	84-120	0	0-8	
Carbon Tetrachloride	93	91	63-147	2	0-10	
Chlorobenzene	102	102	89-119	0	0-7	
1,2-Dichlorobenzene	101	100	89-119	2	0-9	
1,1-Dichloroethene	96	93	77-125	3	0-16	
Toluene	98	98	83-125	1	0-9	
Trichloroethene	100	99	89-119	1	0-8	
Vinyl Chloride	92	90	63-135	2	0-13	
Methyl-t-Butyl Ether (MTBE)	94	90	82-118	4	0-13	
Tert-Butyl Alcohol (TBA)	103	99	46-154	3	0-32	
Diisopropyl Ether (DIPE)	91	90	81-123	2	0-11	
Ethyl-t-Butyl Ether (ETBE)	90	89	74-122	2	0-12	
Tert-Amyl-Methyl Ether (TAME)	91	89	76-124	2	0-10	
Ethanol	87	88	60-138	2	0-32	

RPD - Relative Percent Difference , CL - Control Limit



Quality Control - LCS/LCS Duplicate



Blaine Tech Services, Inc.
1680 Rogers Avenue
San Jose, CA 95112-1105

Date Received: N/A
Work Order No: 07-07-0895
Preparation: EPA 5030B
Method: EPA 8260B

Project: 4255 MacArthur Blvd., Oakland, CA


Quality Control Sample ID	Matrix	Instrument	Date Prepared	Date Analyzed	LCS/LCSD Batch Number
099-10-006-22,144	Aqueous	GC/MS FF	07/18/07	07/18/07	070718L01


Parameter	LCS %REC	LCSD %REC	%REC CL	RPD	RPD CL	Qualifiers
Benzene	96	96	84-120	0	0-8	
Carbon Tetrachloride	91	92	63-147	0	0-10	
Chlorobenzene	102	102	89-119	1	0-7	
1,2-Dichlorobenzene	100	102	89-119	1	0-9	
1,1-Dichloroethene	93	91	77-125	2	0-16	
Toluene	97	99	83-125	2	0-9	
Trichloroethene	96	97	89-119	1	0-8	
Vinyl Chloride	91	89	63-135	3	0-13	
Methyl-t-Butyl Ether (MTBE)	93	92	82-118	1	0-13	
Tert-Butyl Alcohol (TBA)	101	102	46-154	1	0-32	
Diisopropyl Ether (DIPE)	89	90	81-123	0	0-11	
Ethyl-t-Butyl Ether (ETBE)	89	91	74-122	1	0-12	
Tert-Amyl-Methyl Ether (TAME)	90	91	76-124	1	0-10	
Ethanol	85	86	60-138	1	0-32	

RPD - Relative Percent Difference , CL - Control Limit

Work Order Number: 07-07-0895

<u>Qualifier</u>	<u>Definition</u>
*	See applicable analysis comment.
1	Surrogate compound recovery was out of control due to a required sample dilution, therefore, the sample data was reported without further clarification.
2	Surrogate compound recovery was out of control due to matrix interference. The associated method blank surrogate spike compound was in control and, therefore, the sample data was reported without further clarification.
3	Recovery of the Matrix Spike or Matrix Spike Duplicate compound was out of control due to matrix interference. The associated LCS and/or LCSD was in control and, therefore, the sample data was reported without further clarification.
4	The MS/MSD RPD was out of control due to matrix interference. The LCS/LCSD RPD was in control and, therefore, the sample data was reported without further clarification.
5	The PDS/PDSD associated with this batch of samples was out of control due to a matrix interference effect. The associated batch LCS/LCSD was in control and, hence, the associated sample data was reported with no further corrective action required.
A	Result is the average of all dilutions, as defined by the method.
B	Analyte was present in the associated method blank.
C	Analyte presence was not confirmed on primary column.
E	Concentration exceeds the calibration range.
H	Sample received and/or analyzed past the recommended holding time.
J	Analyte was detected at a concentration below the reporting limit and above the laboratory method detection limit. Reported value is estimated.
N	Nontarget Analyte.
ND	Parameter not detected at the indicated reporting limit.
Q	Spike recovery and RPD control limits do not apply resulting from the parameter concentration in the sample exceeding the spike concentration by a factor of four or greater.
U	Undetected at the laboratory method detection limit.
X	% Recovery and/or RPD out-of-range.
Z	Analyte presence was not confirmed by second column or GC/MS analysis.





WORK ORDER #: 07 - 07 - 0895

Cooler 1 of 1

SAMPLE RECEIPT FORM

CLIENT: Blaine Tech

DATE: 07.13.07

TEMPERATURE - SAMPLES RECEIVED BY:

CALSCIENCE COURIER:

- Chilled, cooler with temperature blank provided.
Chilled, cooler without temperature blank.
Chilled and placed in cooler with wet ice.
Ambient and placed in cooler with wet ice.
Ambient temperature.
°C Temperature blank.

LABORATORY (Other than Calscience Courier):

- °C Temperature blank.
1.3 °C IR thermometer.
Ambient temperature.

Initial: [Signature]

CUSTODY SEAL INTACT:

Sample(s): Cooler: No (Not Intact):

Not Present: [Signature]
Initial: [Signature]

SAMPLE CONDITION:

Table with 4 columns: Item, Yes, No, N/A. Rows include Chain-Of-Custody document(s), Sampler's name, Sample container label(s), Sample container(s) intact, Correct containers and volume, Proper preservation, VOA vial(s) free of headspace, Tedlar bag(s) free of condensation.

Initial: [Signature]

COMMENTS:

Blank lines for handwritten comments.

SHELL WELLHEAD INSPECTION FORM

(FOR SAMPLE TECHNICIAN)

Site Address 4255 MacArthur Blvd, Oakland Date 7-9-07

Job Number 070709-MN1 Technician Mike N Page 1 of 1

Well ID	Well Inspected - No Corrective Action Required	Well Box Meets Compliance Requirements *See Below	Water Bailed From Wellbox	Cap Replaced	Lock Replaced	Well Not Inspected (explain in notes)	New Deficiency Identified	Previously Identified Deficiency Persists	Notes
MW-1		X						X	
MW-2	X	X							
MW-3	X	X							
MW-4	X	X							
MW-5	X	X							
MW-6	X	X							
MW-7	X							X	
MW-8	X							X	
MW-9	X							X	

*Well box must meet all three criteria to be compliant: 1) WELL IS SECURABLE BY DESIGN (12" or less) 2) WELL IS MARKED WITH THE WORDS "MONITORING WELL" (12" or less) 3) WELL TAG IS PRESENT, SECURE, AND CORRECT

Notes: _____

WELL GAUGING DATA

Project # 070709-MN1 Date 7-9-07 Client Shell

Site 4255 MacArthur Blvd, Oakland

Well ID	Time	Well Size (in.)	Sheen / Odor	Depth to Immiscible Liquid (ft.)	Thickness of Immiscible Liquid (ft.)	Volume of Immiscibles Removed (ml)	Depth to water (ft.)	Depth to well bottom (ft.)	Survey Point: TOB or TOC	Notes
MW-1	1024 4	4					7.60	23.30	↓	
MW-2	1033 4143	4		11.66	.11	271	11.77 10.80	19.		
* MW-3	1010	4	odor	—	—	—	14.30	21.88		
MW-4	1045	2					7.85	30.60		
MW-5	1047	2					7.28	19.90		
MW-6	1033	2					10.80	23.56		
MW-7	1027	4					9.22	29.00		
MW-8	1017	4					6.33	29.80		
MW-9	1020	4					6.65	29.60		
* STINGER										

SHELL WELL MONITORING DATA SHEET

15.70

BTS #: 070709-MN1	Site: 4255 MacArthur, Oakland
Sampler: Mike N.	Date: 7-9-07
Well I.D.: MW-1	Well Diameter: 2 3 (4) 6 8
Total Well Depth (TD): 23.30	Depth to Water (DTW): 7.60
Depth to Free Product:	Thickness of Free Product (feet):
Referenced to: (PVC) Grade	D.O. Meter (if req'd): YSI HACH
DTW with 80% Recharge [(Height of Water Column x 0.20) + DTW]: 10.74	

Purge Method: Bailer Disposable Bailer Positive Air Displacement Electric Submersible

Water: Peristaltic Extraction Pump Other _____

Sampling Method: Bailer Disposable Bailer Extraction Port Dedicated Tubing

Other: _____

Well Diameter	Multiplier	Well Diameter	Multiplier
1"	0.04	4"	0.65
2"	0.16	6"	1.47
3"	0.37	Other	radius ² * 0.163

10.2 (Gals.) X 3 = 30.6 Gals.
 1 Case Volume Specified Volumes Calculated Volume

Time	Temp (°F)	pH	Cond. (mS or μ S)	Turbidity (NTUs)	Gals. Removed	Observations
1257	67.7	7.0	1113	8	10.2	clear
1259	68.0	6.8	1112	20	20.4	clear
1300	well	dewatered				DTW = 21.10
1500	68.9	7.1	1099	7	—	clear

Did well dewater? Yes No Gallons actually evacuated: **25.0**

Sampling Date: **7-9-07** Sampling Time: **1500** Depth to Water: **13.49 (2 hrs)**

Sample I.D.: **MW-1** Laboratory: STL Other **CalScience**

Analyzed for: **(TPH-G) (BTEX)** MTBE TPH-D Other: **(Oils) (Ethanol)**

EB I.D. (if applicable): @ Time Duplicate I.D. (if applicable):

Analyzed for: TPH-G BTEX MTBE TPH-D Other:

D.O. (if req'd):	Pre-purge:	—	mg/L	Post-purge:	—	mg/L
O.R.P. (if req'd):	Pre-purge:	—	mV	Post-purge:	—	mV

SHELL WELL MONITORING DATA SHEET

BTS #: 070709-MNI	Site: 4255 MacArthur, Oakland
Sampler: Mike N.	Date: 7-9-07
Well I.D.: MW-2	Well Diameter: 2 3 (4) 6 8
Total Well Depth (TD): —	Depth to Water (DTW): 11.77
Depth to Free Product: 11.66	Thickness of Free Product (feet): .11
Referenced to: (PVC) Grade	D.O. Meter (if req'd): YSI HACH
DTW with 80% Recharge [(Height of Water Column x 0.20) + DTW]:	

Purge Method: ~~Bailer~~ ~~Disposable Bailer~~ ~~Positive Air Displacement~~ ~~Electric Submersible~~ ~~Water~~ ~~Peristaltic~~ ~~Extraction Pump~~ ~~Other~~

Sampling Method: ~~Bailer~~ ~~Disposable Bailer~~ ~~Extraction Port~~ ~~Dedicated Tubing~~ ~~Other~~

(Gals.) X **3** = _____ Gals.
 1 Case Volume Specified Volumes Calculated Volume

Well Diameter	Multiplier	Well Diameter	Multiplier
1"	0.04	4"	0.65
2"	0.16	6"	1.47
3"	0.37	Other	radius ² * 0.163

Time	Temp (°F)	pH	Cond. (mS or µS)	Turbidity (NTUs)	Gals. Removed	Observations
1415	Removed		~ 271 ml	SPH w/ 5 gal H₂O to		draw onsite

Did well dewater? Yes No Gallons actually evacuated: _____

Sampling Date: **7-9-07** Sampling Time: _____ Depth to Water: _____

Sample I.D.: **MW-2** Laboratory: STL Other: **CalScience**

Analyzed for: **(TPH-G)** **(BTEX)** MTBE TPH-D Other: **(Oils & Ethanol)**

EB I.D. (if applicable): _____ @ _____ Time Duplicate I.D. (if applicable): _____

Analyzed for: TPH-G BTEX MTBE TPH-D Other: _____

D.O. (if req'd):	Pre-purge:	—	mg/L	Post-purge:	—	mg/L
O.R.P. (if req'd):	Pre-purge:	—	mV	Post-purge:	—	mV

SHELL WELL MONITORING DATA SHEET

7.58

BTS #: 070709-MW1	Site: 4255 MacArthur, Oakland
Sampler: Mike N.	Date: 7-9-07
Well I.D.: MW-3	Well Diameter: 2 3 4 6 8 _____
Total Well Depth (TD): 21.88	Depth to Water (DTW): 14.30
Depth to Free Product:	Thickness of Free Product (feet):
Referenced to: PVC Grade	D.O. Meter (if req'd): YSI HACH
DTW with 80% Recharge [(Height of Water Column x 0.20) + DTW]: 15.82	

Purge Method: Bailer Disposable Bailer Positive Air Displacement <input checked="" type="checkbox"/> Electric Submersible	Waterra Peristaltic Extraction Pump Other: _____	Sampling Method: Bailer Disposable Bailer Extraction Port Dedicated Tubing Other: _____
--	---	--

$\frac{4.9 \text{ (Gals.)} \times 3 \text{ Specified Volumes}}{1 \text{ Case Volume}} = 15.0 \text{ Gals. Calculated Volume}$	<table border="1" style="width: 100%; border-collapse: collapse; font-size: small;"> <tr> <th>Well Diameter</th> <th>Multiplier</th> <th>Well Diameter</th> <th>Multiplier</th> </tr> <tr> <td>1"</td> <td>0.04</td> <td>4"</td> <td>0.65</td> </tr> <tr> <td>2"</td> <td>0.16</td> <td>6"</td> <td>1.47</td> </tr> <tr> <td>3"</td> <td>0.37</td> <td>Other</td> <td>radius² * 0.163</td> </tr> </table>	Well Diameter	Multiplier	Well Diameter	Multiplier	1"	0.04	4"	0.65	2"	0.16	6"	1.47	3"	0.37	Other	radius ² * 0.163
Well Diameter	Multiplier	Well Diameter	Multiplier														
1"	0.04	4"	0.65														
2"	0.16	6"	1.47														
3"	0.37	Other	radius ² * 0.163														

Time	Temp (°F)	pH	Cond. (mS or µS)	Turbidity (NTUs)	Gals. Removed	Observations
1355	69.1	6.6	1273	19	5.0	clear
1356	well dewatered					DTW = 19.80
1534	68.2	6.8	1223	31	—	clear, odor

Did well dewater? Yes No Gallons actually evacuated: **5.0**

Sampling Date: **7-9-07** Sampling Time: **1534** Depth to Water: **15.11**

Sample I.D.: **MW-3** Laboratory: STL Other **Calsciencia**

Analyzed for: **TPH-G** **BTEX** MTBE TPH-D Other: **Qys + Ethanol**

EB I.D. (if applicable): @ Time Duplicate I.D. (if applicable):

Analyzed for: TPH-G BTEX MTBE TPH-D Other:

D.O. (if req'd):	Pre-purge: —	mg/L	Post-purge: —	mg/L
O.R.P. (if req'd):	Pre-purge: —	mV	Post-purge: —	mV

22 75¹ 2.75¹
 5 50²

SHELL WELL MONITORING DATA SHEET

BTS #: 070709-MW1	Site: 4255 MacArthur, Oakland
Sampler: Mike N.	Date: 7-9-07
Well I.D.: MW-4	Well Diameter: ② 3 4 6 8
Total Well Depth (TD): 30.60	Depth to Water (DTW): 7.85
Depth to Free Product:	Thickness of Free Product (feet):
Referenced to: PVC Grade	D.O. Meter (if req'd): YSI HACH
DTW with 80% Recharge [(Height of Water Column x 0.20) + DTW]: 13.60 12.40	

Purge Method: <input checked="" type="checkbox"/> Bailer	Water: <input type="checkbox"/> Peristaltic	Sampling Method: <input checked="" type="checkbox"/> Bailer
<input type="checkbox"/> Disposable Bailer	<input type="checkbox"/> Extraction Pump	<input type="checkbox"/> Disposable Bailer
<input type="checkbox"/> Positive Air Displacement	<input type="checkbox"/> Other _____	<input type="checkbox"/> Extraction Port
<input type="checkbox"/> Electric Submersible		<input type="checkbox"/> Dedicated Tubing
		Other: _____

3.6	(Gals.) X	3	=	11.0	Gals.
I Case Volume		Specified Volumes		Calculated Volume	

Well Diameter	Multiplier	Well Diameter	Multiplier
1"	0.04	4"	0.65
2"	0.16	6"	1.47
3"	0.37	Other	radius ² * 0.163

Time	Temp (°F)	pH	Cond. (mS or μS)	Turbidity (NTUs)	Gals. Removed	Observations
1132	66.9	6.5	1118	319	3.6	cloudy
1136	66.5	6.5	1123	536	7.2	cloudy
1142	66.7	6.6	1107	909	11.0	clouds DTW = 13.60

Did well dewater? Yes No Gallons actually evacuated: **11.0**

Sampling Date: **7-9-07** Sampling Time: **1150** Depth to Water: **11.39**

Sample I.D.: **MW-4** Laboratory: STL Other: **Calsciencia**

Analyzed for: **TPH-G** **BTEX** MTBE TPH-D Other: **CO₂ & Ethanol**

EB I.D. (if applicable): @ Time Duplicate I.D. (if applicable):

Analyzed for: TPH-G BTEX MTBE TPH-D Other:

D.O. (if req'd):	Pre-purge:	—	mg/L	Post-purge:	—	mg/L
O.R.P. (if req'd):	Pre-purge:	—	mV	Post-purge:	—	mV

SHELL WELL MONITORING DATA SHEET

12.62

BTS #: 070709-MW1	Site: 4255 MacArthur, Oakland
Sampler: Mike N.	Date: 7-9-07
Well I.D.: MW-5	Well Diameter: (2) 3 4 6 8
Total Well Depth (TD): 19.90	Depth to Water (DTW): 7.28
Depth to Free Product:	Thickness of Free Product (feet):
Referenced to: (PVC) Grade	D.O. Meter (if req'd): YSI HACH
DTW with 80% Recharge [(Height of Water Column x 0.20) + DTW]: 9.80	

Purge Method: <input checked="" type="checkbox"/> Bailer <input type="checkbox"/> Disposable Bailer <input type="checkbox"/> Positive Air Displacement <input type="checkbox"/> Electric Submersible	Waterra <input type="checkbox"/> Peristaltic <input type="checkbox"/> Extraction Pump Other: _____	Sampling Method: <input checked="" type="checkbox"/> Bailer <input type="checkbox"/> Disposable Bailer <input type="checkbox"/> Extraction Port <input type="checkbox"/> Dedicated Tubing Other: _____
---	---	--

<u>2.0</u> (Gals.) X	<u>3</u>	=	<u>6.0</u> Gals.
1 Case Volume	Specified Volumes		Calculated Volume

Well Diameter	Multiplier	Well Diameter	Multiplier
1"	0.04	4"	0.65
2"	0.16	6"	1.47
3"	0.37	Other	radius ² * 0.163

Time	Temp (°F)	pH	Cond. (mS or μ S)	Turbidity (NTUs)	Gals. Removed	Observations
1113	64.9	6.0	742	96	2.0	slightly cloudy
1116	64.1	6.2	719	536	4.0	cloudy
1119	64.0	6.3	722	7100	6.0	DTW = 11.80

Did well dewater? Yes No Gallons actually evacuated: **6.0**

Sampling Date: **7-9-07** Sampling Time: **1157** Depth to Water: _____

Sample I.D.: **MW-5** Laboratory: STL Other: **CalScience**

Analyzed for: **(TPH-G) (BTEX)** MTBE TPH-D Other: **(Oils & Ethanol)**

EB I.D. (if applicable): _____ @ _____ Time Duplicate I.D. (if applicable): _____

Analyzed for: TPH-G BTEX MTBE TPH-D Other: _____

D.O. (if req'd):	Pre-purge:	—	mg/L	Post-purge:	—	mg/L
O.R.P. (if req'd):	Pre-purge:	—	mV	Post-purge:	—	mV

12.76

SHELL WELL MONITORING DATA SHEET

BTS #: 070709-MNI	Site: 4255 MacArthur, Oakland
Sampler: Mike N.	Date: 7-9-07
Well I.D.: MW-6	Well Diameter: (2) 3 4 6 8
Total Well Depth (TD): 23.56	Depth to Water (DTW): 10.80
Depth to Free Product:	Thickness of Free Product (feet):
Referenced to: (PVC) Grade	D.O. Meter (if req'd): YSI HACH
DTW with 80% Recharge [(Height of Water Column x 0.20) + DTW]: 13.35	

Purge Method: Bailer Watera Sampling Method: Bailer
 Disposable Bailer Peristaltic Disposable Bailer
 Positive Air Displacement Extraction Pump Extraction Port
 Electric Submersible Other _____ Dedicated Tubing

Other: _____

2.0 (Gals.) X 3 = 6.0 Gals.
 1 Case Volume Specified Volumes Calculated Volume

Well Diameter	Multiplier	Well Diameter	Multiplier
1"	0.04	4"	0.65
2"	0.16	6"	1.47
3"	0.37	Other	radius ² * 0.163

Time	Temp (°F)	pH	Cond. (mS or μ S)	Turbidity (NTUs)	Gals. Removed	Observations
1212	68.5	7.1	1199	71000	2.0	Grey, cloudy
1215	67.5	6.7	1198	71000	4.0	Cloudy, grey, odor
1218	67.4	6.6	1199	71000	6.0	DTW = 11.90

Did well dewater? Yes No Gallons actually evacuated: 6.0

Sampling Date: 7-9-07 Sampling Time: 1223 Depth to Water: 11.90

Sample I.D.: MW-6 Laboratory: STL Other: Calsciana

Analyzed for: (TPH-G) (BTEX) MTBE TPH-D Other: (Oils) (Ethanol)

EB I.D. (if applicable): @ Time Duplicate I.D. (if applicable):

Analyzed for: TPH-G BTEX MTBE TPH-D Other:

D.O. (if req'd):	Pre-purge:	—	mg/L	Post-purge:	—	mg/L
O.R.P. (if req'd):	Pre-purge:	—	mV	Post-purge:	—	mV

Blaine Tech Services, Inc. 1680 Rogers Ave., San Jose, CA 95112 (800) 545-7558

SHELL WELL MONITORING DATA SHEET

BTS #: 070709-MW1	Site: 4255 MacArthur, Oakland
Sampler: Mike N.	Date: 7-9-07
Well I.D.: MW-7	Well Diameter: 2 3 <u>4</u> 6 8
Total Well Depth (TD): 29.00	Depth to Water (DTW): 9.22
Depth to Free Product:	Thickness of Free Product (feet):
Referenced to: <u>PVC</u> Grade	D.O. Meter (if req'd): YSI HACH
DTW with 80% Recharge [(Height of Water Column x 0.20) + DTW]: 13.18	

Purge Method: Bailer Watera Sampling Method: Bailer
 Disposable Bailer Peristaltic Disposable Bailer
 Positive Air Displacement Extraction Pump Extraction Port
 Electric Submersible Other _____ Dedicated Tubing

$12.9 \text{ (Gals.)} \times 3 = 39.0 \text{ Gals.}$ <p>1 Case Volume Specified Volumes Calculated Volume</p>	<table border="1" style="width: 100%; border-collapse: collapse;"> <thead> <tr> <th>Well Diameter</th> <th>Multiplier</th> <th>Well Diameter</th> <th>Multiplier</th> </tr> </thead> <tbody> <tr> <td>1"</td> <td>0.04</td> <td>4"</td> <td>0.65</td> </tr> <tr> <td>2"</td> <td>0.16</td> <td>6"</td> <td>1.47</td> </tr> <tr> <td>3"</td> <td>0.37</td> <td>Other</td> <td>radius² * 0.163</td> </tr> </tbody> </table>	Well Diameter	Multiplier	Well Diameter	Multiplier	1"	0.04	4"	0.65	2"	0.16	6"	1.47	3"	0.37	Other	radius ² * 0.163
Well Diameter	Multiplier	Well Diameter	Multiplier														
1"	0.04	4"	0.65														
2"	0.16	6"	1.47														
3"	0.37	Other	radius ² * 0.163														

Time	Temp (°F)	pH	Cond. (mS or <u>µS</u>)	Turbidity (NTUs)	Gals. Removed	Observations
1332	67.2	7.2	891	4	13.0	clear
1335	67.1	6.9	914	3	26.0	clear, odor
1338	67.2	6.9	860	19	39.0	clear DPs = 27.09

Did well dewater? Yes No Gallons actually evacuated: 19.0

Sampling Date: 7-9-07 Sampling Time: 1540 Depth to Water: 23.80 (2hr)

Sample I.D.: MW-7 Laboratory: STL Other: Calscience

Analyzed for: TPH-G BTEX MTBE TPH-D Other: QYS Ethanol

EB I.D. (if applicable): @ Time Duplicate I.D. (if applicable):

Analyzed for: TPH-G BTEX MTBE TPH-D Other:

D.O. (if req'd):	Pre-purge:	—	mg/L	Post-purge:	—	mg/L
O.R.P. (if req'd):	Pre-purge:	—	mV	Post-purge:	—	mV

23.45

SHELL WELL MONITORING DATA SHEET

BTS #: 070709-MW1	Site: 4255 MacArthur, Oakland
Sampler: Mike N.	Date: 7-9-07
Well I.D.: MW-8	Well Diameter: 2 3 (4) 6 8
Total Well Depth (TD): 29.80	Depth to Water (DTW): 6.35
Depth to Free Product:	Thickness of Free Product (feet):
Referenced to: (PVC) Grade	D.O. Meter (if req'd): YSI HACH
DTW with 80% Recharge [(Height of Water Column x 0.20) + DTW]: 11.04	

Purge Method: Bailer Disposable Bailer Positive Air Displacement <input checked="" type="checkbox"/> Electric Submersible	Waterra Peristaltic Extraction Pump Other:	Sampling Method: <input checked="" type="checkbox"/> Bailer Disposable Bailer Extraction Port Dedicated Tubing Other:
--	---	---

$15.3 \text{ (Gals.)} \times 3 = 46.0 \text{ Gals.}$
 1 Case Volume Specified Volumes Calculated Volume

Well Diameter	Multiplier	Well Diameter	Multiplier
1"	0.04	4"	0.65
2"	0.16	6"	1.47
3"	0.37	Other	radius ² * 0.163

Time	Temp (°F)	pH	Cond. (mS or μ S)	Turbidity (NTUs)	Gals. Removed	Observations
1243	68.8	7.4	1021	16	15.3	clear
1246	67.5	6.9	1082	55	30.6	clear
1249	67.4	6.9	999	152	46.0	slightly cloudy DTW = 27.10

Did well dewater? Yes No Gallons actually evacuated: **46.0**

Sampling Date: **7-9-07** Sampling Time: **1449** Depth to Water: **8.61**

Sample I.D.: **MW-8** Laboratory: STL Other: **CalScience**

Analyzed for: **(TPH-G) (BTEX)** MTBE TPH-D Other: **(Oils) (Ethanol)**

EB I.D. (if applicable): @ Time Duplicate I.D. (if applicable):

Analyzed for: TPH-G BTEX MTBE TPH-D Other:

D.O. (if req'd):	Pre-purge:	—	mg/L	Post-purge:	—	mg/L
O.R.P. (if req'd):	Pre-purge:	—	mV	Post-purge:	—	mV

2298

SHELL WELL MONITORING DATA SHEET

BTS #: 070709-MNI	Site: 4255 MacArthur, Oakland
Sampler: Mike N.	Date: 7-9-07
Well I.D.: MW-9	Well Diameter: 2 3 <u>4</u> 6 8
Total Well Depth (TD): 29.60	Depth to Water (DTW): 6.65
Depth to Free Product:	Thickness of Free Product (feet):
Referenced to: <u>PVC</u> Grade	D.O. Meter (if req'd): YSI HACH
DTW with 80% Recharge [(Height of Water Column x 0.20) + DTW]: 11.24	

Purge Method: Bailer Waterra Sampling Method: Bailer
 Disposable Bailer Peristaltic Disposable Bailer
 Positive Air Displacement Extraction Pump Extraction Port
Electric Submersible Other: _____ Dedicated Tubing

DTW 18.54 @ 1453

14.9 (Gals.) X	<u>3</u>	=	<u>45.0</u> Gals.
1 Case Volume	Specified Volumes		Calculated Volume

Well Diameter	Multiplier	Well Diameter	Multiplier
1"	0.04	4"	0.65
2"	0.16	6"	1.47
3"	0.37	Other	radius ² * 0.163

Time	Temp (°F)	pH	Cond. (mS or μ S)	Turbidity (NTUs)	Gals. Removed	Observations
1314	68.1	7.2	860	11	15.0	Clear
1317	67.0	7.0	905	68	30.0	Clear
1319	Well	dewatered				DTW = 27.90
1519	67.5	7.0	915	16	—	Clear

Did well dewater? Yes No Gallons actually evacuated: 40.0

Sampling Date: 7-9-07 Sampling Time: 1519 Depth to Water: 17.32 (2 hrs)

Sample I.D.: MW-9 Laboratory: STL Other: CalScience

Analyzed for: TPH-G BTEX MTBE TPH-D Other: Chloroform Ethanol

EB I.D. (if applicable): _____ @ _____ Time Duplicate I.D. (if applicable): _____

Analyzed for: TPH-G BTEX MTBE TPH-D Other: _____

D.O. (if req'd):	Pre-purge:	—	mg/L	Post-purge:	—	mg/L
O.R.P. (if req'd):	Pre-purge:	—	mV	Post-purge:	—	mV

Attachment B

**76 Service Station #1156 – Groundwater Monitoring Data
and Analytical Results**

Table 1
CURRENT FLUID LEVELS AND SELECTED ANALYTICAL RESULTS
July 19, 2007
76 Station 1156

Date Sampled	TOC Elevation	Depth to Water	LPH Thickness	Ground-water Elevation	Change in Elevation	TPH-G (8015M)	TPH-G (GC/MS)	Benzene	Toluene	Ethyl-benzene	Total Xylenes	MTBE (8021B)	MTBE (8260B)	Comments
	(feet)	(feet)	(feet)	(feet)	(feet)	(µg/l)	(µg/l)	(µg/l)	(µg/l)	(µg/l)	(µg/l)	(µg/l)	(µg/l)	
MW-1		(Screen Interval in feet: 5.0-25.0)												
07/19/07	177.54	5.69	0.00	171.85	-0.09	83000	--	6000	15000	2600	13000	1000	200	
MW-2		(Screen Interval in feet: 5.0-25.0)												
07/19/07	173.50	4.41	0.00	169.09	-0.38	2500	--	21	0.64	5.1	1.5	2000	2000	
MW-3		(Screen Interval in feet: 5.0-25.0)												
07/19/07	178.13	6.51	0.00	171.62	-0.41	2000	--	110	64	220	190	190	180	
MW-4		(Screen Interval in feet: 5.0-25.0)												
07/19/07	178.96	5.35	0.00	173.61	-1.10	210	--	8.0	1.0	1.4	4.5	120	130	
MW-5		(Screen Interval in feet: DNA)												
07/19/07	169.18	1.92	0.00	167.26	-0.03	ND<50	--	ND<0.30	ND<0.30	ND<0.30	ND<0.60	19	23	
MW-6		(Screen Interval in feet: DNA)												
07/19/07	169.04	1.96	0.00	167.08	0.05	ND<50	--	ND<0.30	ND<0.30	ND<0.30	ND<0.60	ND<1.0	ND<0.50	
MW-7		(Screen Interval in feet: DNA)												
07/19/07	171.64	7.10	0.00	164.54	--	2700	--	0.57	ND<0.30	ND<0.30	ND<0.60	2700	3300	

Table 1 a
ADDITIONAL CURRENT ANALYTICAL RESULTS
76 Station 1156

Date Sampled	TPH-D (µg/l)	TBA (µg/l)	Ethanol (8260B) (µg/l)	Ethylene- dibromide (EDB) (µg/l)	1,2-DCA (EDC) (µg/l)	DIPE (µg/l)	ETBE (µg/l)	TAME (µg/l)	Bromo- dichloro- methane (µg/l)	Bromo- form (µg/l)	Bromo- methane (µg/l)	Carbon Tetra- chloride (µg/l)	Chloro- benzene (µg/l)	Chloro- ethane (µg/l)	Chloroform (µg/l)
MW-1 07/19/07	10000	ND<1000	ND<25000	ND<50	ND<50	ND<50	ND<50	ND<50	ND<50	ND<50	ND<100	ND<50	ND<50	ND<50	ND<50
MW-2 07/19/07	--	6200	ND<2500	ND<5.0	ND<5.0	ND<5.0	ND<5.0	ND<5.0	--	--	--	--	--	--	--
MW-3 07/19/07	--	ND<10	ND<250	ND<0.50	ND<0.50	ND<0.50	ND<0.50	ND<0.50	--	--	--	--	--	--	--
MW-4 07/19/07	--	13	ND<250	ND<0.50	ND<0.50	ND<0.50	ND<0.50	ND<0.50	--	--	--	--	--	--	--
MW-5 07/19/07	--	ND<10	ND<250	ND<0.50	ND<5.0	ND<0.50	ND<0.50	ND<0.50	--	--	--	--	--	--	--
MW-6 07/19/07	--	ND<10	ND<250	ND<0.50	ND<0.50	ND<0.50	ND<0.50	ND<0.50	--	--	--	--	--	--	--
MW-7 07/19/07	--	ND<100	ND<2500	ND<5.0	ND<5.0	ND<5.0	ND<5.0	ND<5.0	--	--	--	--	--	--	--

Table 1 b
ADDITIONAL CURRENT ANALYTICAL RESULTS
76 Station 1156

Date Sampled	Chloro- methane (µg/l)	Dibromo- chloro- methane (µg/l)	1,2- Dichloro- benzene (µg/l)	1,3- Dichloro- benzene (µg/l)	1,4- Dichloro- benzene (µg/l)	Dichloro- difluoro- methane (µg/l)	1,1-DCA (µg/l)	1,1-DCE (µg/l)	cis- 1,2- DCE (µg/l)	trans- 1,2- DCE (µg/l)	1,2- Dichloro- propane (µg/l)	cis-1,3- Dichloro- propene (µg/l)	trans-1,3- Dichloro- propene (µg/l)	Methylene chloride (µg/l)	1,1,2,2- Tetrachloro- ethane (µg/l)
MW-1 07/19/07	ND<50	ND<50	ND<50	ND<50	ND<50	ND<50	ND<50	ND<50	ND<50	ND<50	ND<50	ND<50	ND<50	ND<100	ND<50

Table 1 c
ADDITIONAL CURRENT ANALYTICAL RESULTS
76 Station 1156

Date Sampled	Tetrachloro-ethene (PCE) (µg/l)	Trichloro-trifluoro-ethane (µg/l)	1,1,1-Trichloro-ethane (µg/l)	1,1,2-Trichloro-ethane (µg/l)	Trichloro-ethene (TCE) (µg/l)	Trichloro-fluoro-methane (µg/l)	Vinyl chloride (µg/l)	Acena-phthene (µg/l)	Acena-phthylene (svoc) (µg/l)	Anthra-cene (µg/l)	Benzo[a]-anthracene (µg/l)	Benzo[a]-pyrene (µg/l)	Benzo[b]-fluor-anthene (µg/l)	Benzo-[g,h,l]-perylene (µg/l)	Benzo[k]-fluor-anthene (µg/l)
MW-1 07/19/07	ND<50	ND<50	ND<50	ND<50	ND<50	ND<50	ND<50	ND<2.2	ND<2.2	ND<2.2	ND<2.2	ND<2.2	ND<2.2	ND<2.2	ND<2.2

Table 1 d
ADDITIONAL CURRENT ANALYTICAL RESULTS
76 Station 1156

Date Sampled	Benzoic Acid (µg/l)	Benzyl Alcohol (µg/l)	Bis(2-chloro-ethoxy) methane (µg/l)	Bis(2-chloro-ethyl) ether (µg/l)	Bis(2-chloro-isopropyl) ether (µg/l)	Bis(2-ethyl-hexyl) phthalate (µg/l)	4-Bromophenyl ether (µg/l)	Butyl benzyl phthalate (µg/l)	4-Chloro-3-methylphenol (µg/l)	4-Chloroaniline (µg/l)	2-Chloronaphthalene (µg/l)	2-Chlorophenol (µg/l)	4-Chlorophenyl ether (µg/l)	Chrysene (µg/l)	Dibenzo[a,h]anthracene (µg/l)
MW-1 07/19/07	ND<11	ND<2.2	ND<2.2	ND<2.2	ND<2.2	ND<4.4	ND<2.2	ND<2.2	ND<5.5	ND<2.2	ND<2.2	ND<2.2	ND<2.2	ND<2.2	ND<3.3

Table 1 e
ADDITIONAL CURRENT ANALYTICAL RESULTS
76 Station 1156

Date Sampled	Dibenzo- furan (µg/l)	1,2- Dichloro- benzene (svoc) (µg/l)	1,3- Dichloro- benzene (svoc) (µg/l)	1,4- Dichloro- benzene (svoc) (µg/l)	3,3- Dichloro- benzidine (µg/l)	2,4- Dichloro- phenol (µg/l)	Diethyl phthalate (µg/l)	2,4- Dimethyl- phenol (µg/l)	Dimethyl phthalate (µg/l)	Di-n-butyl phthalate (µg/l)	2,4- Dinitro- phenol (µg/l)	2,4- Dinitro- toluene (µg/l)	2,6- Dinitro- toluene (µg/l)	Di-n-octyl phthalate (µg/l)	Fluoran- thene (µg/l)
MW-1 07/19/07	ND<2.2	ND<2.2	ND<2.2	ND<2.2	ND<11	ND<2.2	ND<2.2	ND<2.2	ND<2.2	ND<2.2	ND<11	ND<2.2	ND<2.2	ND<2.2	ND<2.2

Table 1 f
ADDITIONAL CURRENT ANALYTICAL RESULTS
76 Station 1156

Date Sampled	Fluorene (µg/l)	Hexachloro- benzene (µg/l)	HCBD (svoc) (µg/l)	Hexachloro- cyclopenta- diene (µg/l)	Hexachloro- ethane (µg/l)	Indeno- [1,2,3-c,d] pyrene (µg/l)	Isophorone (µg/l)	2-Methyl- 4,6-dini- trophenol (µg/l)	2-Methyl- naphtha- lene (µg/l)	2-Methyl- phenol (µg/l)	Naphtha- lene (svoc) (µg/l)	2-Nitro- aniline (µg/l)	3-Nitro- aniline (µg/l)	4-Nitro- aniline (µg/l)	Nitro- benzene (µg/l)
MW-1															
07/19/07	ND<2.2	ND<2.2	ND<1.1	ND<2.2	ND<2.2	ND<2.2	ND<2.2	ND<11	230	29	770	ND<2.2	ND<2.2	ND<5.5	ND<2.2

Table 1 g
ADDITIONAL CURRENT ANALYTICAL RESULTS
76 Station 1156

Date Sampled	2-Nitro-phenol (µg/l)	4-Nitro-phenol (µg/l)	N-nitrosodi-n-propyl-amine (µg/l)	N-Nitro-sodiphenyl-amine (µg/l)	Pentachlorophenol (µg/l)	Phen-anthrene (µg/l)	Phenol (µg/l)	Pyrene (µg/l)	1,2,4-Trichloro-benzene (svoc) (µg/l)	2,4,6-Trichloro-phenol (µg/l)	2,4,5-Trichloro-phenol (µg/l)
MW-1 07/19/07	ND<2.2	ND<2.2	ND<2.2	ND<2.2	ND<11	ND<2.2	ND<2.2	ND<2.2	ND<2.2	ND<5.5	ND<5.5

Table 2
HISTORIC FLUID LEVELS AND SELECTED ANALYTICAL RESULTS
July 1999 Through July 2007
76 Station 1156

Date Sampled	TOC Elevation (feet)	Depth to Water (feet)	LPH Thickness (feet)	Ground-water Elevation (feet)	Change in Elevation (feet)	TPH-G (8015M) (µg/l)	TPH-G (GC/MS) (µg/l)	Benzene (µg/l)	Toluene (µg/l)	Ethylbenzene (µg/l)	Total Xylenes (µg/l)	MTBE (8021B) (µg/l)	MTBE (8260B) (µg/l)	Comments
MW-1 (Screen Interval in feet: 5.0-25.0)														
07/20/99	174.86	7.50	0.00	167.36	--	120000	--	11000	27000	3300	18000	ND	--	
09/28/99	174.86	8.75	0.00	166.11	-1.25	6020	--	1030	1040	68.5	412	321	333	
01/07/00	174.86	9.05	0.02	165.82	-0.29	72700	--	7410	13900	2070	9620	ND	--	GWE corrected
03/31/00	174.86	7.18	0.00	167.68	1.86	92000	--	10000	23000	3200	14000	ND	--	
07/14/00	174.86	7.68	0.00	167.18	-0.50	108000	--	8250	18700	3750	17800	ND	--	
10/03/00	174.86	7.99	0.00	166.87	-0.31	96000	--	8760	20000	3350	15600	ND	--	
01/03/01	174.86	9.18	0.00	165.68	-1.19	37000	--	5800	13000	1700	8100	2200	--	
04/04/01	174.86	8.05	0.00	166.81	1.13	86900	--	7780	18500	2470	11800	ND	481	
07/17/01	174.86	7.01	0.00	167.85	1.04	79000	--	5600	11000	2800	12000	ND	230	
10/03/01	177.54	7.89	0.00	169.65	1.80	99000	--	8200	18000	3000	16000	ND<2500	--	
10/05/01	177.54	7.91	0.00	169.63	-0.02	--	--	--	--	--	--	--	--	
01/28/02	177.54	5.98	0.00	171.56	1.93	110000	--	8900	19000	2600	12000	3000	440	
04/25/02	177.54	6.19	0.00	171.35	-0.21	93000	--	8100	18000	3000	15000	810	670	
07/18/02	177.54	6.99	0.00	170.55	-0.80	69000	--	5400	10000	2100	10000	ND<500	620	
10/07/02	177.54	7.73	0.00	169.81	-0.74	82000	--	9200	20000	2600	13000	1300	760	
01/06/03	177.54	5.48	0.00	172.06	2.25	82000	--	6500	18000	2700	11000	ND<1000	790	
04/07/03	177.54	6.30	0.00	171.24	-0.82	74000	--	7000	15000	2400	11000	1000	800	
07/07/03	177.54	6.47	0.00	171.07	-0.17	60000	--	6400	11000	2600	11000	600	530	
10/09/03	177.54	7.85	0.00	169.69	-1.38	91000	81000	8100	17000	3200	14000	--	660	Sampled for TPH-G by 8015M on 11/14/03.
01/14/04	177.54	6.69	0.00	170.85	1.16	98000	--	8000	21000	2600	15000	ND<1300	ND<800	
04/28/04	177.54	6.43	0.00	171.11	0.26	93000	--	9000	20000	1300	10000	1400	560	
07/12/04	177.54	7.44	0.00	170.10	-1.01	57000	--	6900	7200	1600	580	490	440	
10/25/04	177.54	7.54	0.00	170.00	-0.10	66000	--	7300	19000	2700	14000	ND<1300	330	

Table 2
HISTORIC FLUID LEVELS AND SELECTED ANALYTICAL RESULTS
July 1999 Through July 2007
76 Station 1156

Date Sampled	TOC Elevation	Depth to Water	LPH Thickness	Ground-water Elevation	Change in Elevation	TPH-G (8015M)	TPH-G (GC/MS)	Benzene	Toluene	Ethyl-benzene	Total Xylenes	MTBE (8021B)	MTBE (8260B)	Comments
(feet)	(feet)	(feet)	(feet)	(feet)	(feet)	(µg/l)	(µg/l)	(µg/l)	(µg/l)	(µg/l)	(µg/l)	(µg/l)	(µg/l)	
MW-1 continued														
01/17/05	177.54	5.79	0.00	171.75	1.75	86000	--	8600	21000	3200	15000	ND<1300	570	
04/06/05	177.54	4.93	0.00	172.61	0.86	85000	--	8400	20000	3200	16000	ND<1300	580	
07/08/05	177.54	5.35	0.00	172.19	-0.42	69000	--	7100	17000	2700	14000	ND<1300	290	
10/07/05	177.54	5.96	0.00	171.58	-0.61	68000	--	5900	8300	1800	8300	330	250	
01/27/06	177.54	5.08	0.00	172.46	0.88	94000	--	7400	19000	3700	14000	450	360	
04/28/06	177.54	4.85	0.00	172.69	0.23	74000	--	6400	13000	2300	10000	460	280	
07/28/06	177.54	5.32	0.00	172.22	-0.47	74000	--	6600	12000	3100	13000	330	220	
10/27/06	177.54	6.13	0.00	171.41	-0.81	100000	--	8300	20000	3600	16000	280	250	
01/10/07	177.54	5.47	0.00	172.07	0.66	84000	--	7100	15000	2600	13000	350	260	
04/13/07	177.54	5.60	0.00	171.94	-0.13	27000	--	5600	840	2300	3200	270	220	
07/19/07	177.54	5.69	0.00	171.85	-0.09	83000	--	6000	15000	2600	13000	1000	200	
MW-2 (Screen Interval in feet: 5.0-25.0)														
07/20/99	173.01	5.40	--	167.61	--	ND	--	ND	ND	ND	ND	4500	11000	
09/28/99	173.01	5.60	0.00	167.41	-0.20	1390	--	124	ND	62.9	43.1	5280	6150	
01/07/00	173.01	5.92	0.00	167.09	-0.32	1450	--	99	ND	23.8	16	33100	--	
03/31/00	173.01	5.23	0.00	167.78	0.69	ND	--	42	ND	ND	ND	17000	--	
07/14/00	173.01	5.52	0.00	167.49	-0.29	ND	--	44.7	ND	ND	ND	66500	--	
10/03/00	173.01	6.04	0.00	166.97	-0.52	ND	--	56.7	ND	ND	ND	57500	--	
01/03/01	173.01	6.42	0.00	166.59	-0.38	ND	--	ND	ND	ND	ND	49000	--	
04/04/01	173.01	6.14	0.00	166.87	0.28	ND	--	ND	ND	ND	ND	38700	37800	
07/17/01	173.01	5.30	0.00	167.71	0.84	ND	--	ND	ND	ND	ND	65000	56000	
10/03/01	173.50	7.38	0.00	166.12	-1.59	ND<250	--	2.7	ND<2.5	ND<2.5	ND<2.5	14000	18000	
01/28/02	173.50	5.68	0.00	167.82	1.70	ND<250	--	2.5	4.4	2.8	7.4	11000	10000	
04/25/02	173.50	5.82	0.00	167.68	-0.14	ND<50	--	ND<0.50	ND<0.50	ND<0.50	ND<0.50	8400	8100	

Table 2
HISTORIC FLUID LEVELS AND SELECTED ANALYTICAL RESULTS
July 1999 Through July 2007
76 Station 1156

Date Sampled	TOC Elevation	Depth to Water	LPH Thickness	Ground- water Elevation	Change in Elevation	TPH-G (8015M)	TPH-G (GC/MS)	Benzene	Toluene	Ethyl- benzene	Total Xylenes	MTBE (8021B)	MTBE (8260B)	Comments
(feet)	(feet)	(feet)	(feet)	(feet)	(feet)	(µg/l)	(µg/l)	(µg/l)	(µg/l)	(µg/l)	(µg/l)	(µg/l)	(µg/l)	
MW-2 continued														
07/18/02	173.50	6.90	0.00	166.60	-1.08	ND<500	--	ND<5.0	ND<5.0	ND<5.0	ND<5.0	4300	8800	
10/07/02	173.50	7.54	0.00	165.96	-0.64	4300	--	ND<10	27	21	75	7100	5900	
01/06/03	173.50	6.79	0.00	166.71	0.75	5900	--	ND<5.0	ND<5.0	ND<5.0	ND<5.0	31000	35000	
04/07/03	173.50	6.49	0.00	167.01	0.30	1500	--	ND<10	14	11	38	2000	1500	
07/07/03	173.50	6.72	0.00	166.78	-0.23	ND<2500	--	ND<25	ND<25	ND<25	ND<25	5500	8300	
10/09/03	173.50	7.16	0.00	166.34	-0.44	3500	ND<5000	ND<50	ND<50	ND<50	ND<100	--	8500	Sampled for TPH-G by 8015M on 11/14/03.
01/14/04	173.50	5.53	0.00	167.97	1.63	3200	--	ND<25	ND<25	ND<25	ND<25	2600	3200	
04/28/04	173.50	5.21	0.00	168.29	0.32	22000	--	ND<3	9.2	ND<3	ND<6	35000	22000	
07/12/04	173.50	5.83	0.00	167.67	-0.62	1700	--	3.8	18	2.6	16	3000	3000	
10/25/04	173.50	6.89	0.00	166.61	-1.06	3400	--	ND<25	ND<25	ND<25	ND<25	1800	1600	
01/17/05	173.50	5.70	0.00	167.80	1.19	1700	--	ND<10	ND<10	ND<10	ND<10	1600	1500	
04/06/05	173.50	4.50	0.00	169.00	1.20	3000	--	ND<20	ND<20	ND<20	ND<20	2500	3200	
07/08/05	173.50	4.69	0.00	168.81	-0.19	ND<2000	--	ND<20	ND<20	ND<20	ND<20	2900	3100	
10/07/05	173.50	4.61	0.00	168.89	0.08	7500	--	6.7	6.6	ND<3.0	ND<6.0	5900	5200	
01/27/06	173.50	4.10	0.00	169.40	0.51	2500	--	1.0	2.6	ND<0.30	ND<0.60	2600	2800	
04/28/06	173.50	3.75	0.00	169.75	0.35	3100	--	9.4	3.6	0.94	3.4	3700	3600	
07/28/06	173.50	4.34	0.00	169.16	-0.59	3000	--	2.0	ND<1.5	ND<1.5	ND<3.0	3000	2900	
10/27/06	173.50	5.62	0.00	167.88	-1.28	1800	--	1.5	ND<1.5	ND<1.5	ND<3.0	1600	1300	
01/10/07	173.50	4.02	0.00	169.48	1.60	2100	--	1.1	ND<0.60	ND<0.60	ND<1.2	2300	2000	
04/13/07	173.50	4.03	0.00	169.47	-0.01	3300	--	12	1.6	0.46	1.1	3600	3200	
07/19/07	173.50	4.41	0.00	169.09	-0.38	2500	--	21	0.64	5.1	1.5	2000	2000	
MW-3 (Screen Interval in feet: 5.0-25.0)														
07/20/99	178.44	8.50	--	169.94	--	1000	--	76	52	79	76	330	--	

Table 2
HISTORIC FLUID LEVELS AND SELECTED ANALYTICAL RESULTS
July 1999 Through July 2007
76 Station 1156

Date Sampled	TOC Elevation	Depth to Water	LPH Thickness	Ground-water Elevation	Change in Elevation	TPH-G (8015M)	TPH-G (GC/MS)	Benzene	Toluene	Ethylbenzene	Total Xylenes	MTBE (8021B)	MTBE (8260B)	Comments
(feet)	(feet)	(feet)	(feet)	(feet)	(feet)	(µg/l)	(µg/l)	(µg/l)	(µg/l)	(µg/l)	(µg/l)	(µg/l)	(µg/l)	
MW-3 continued														
09/28/99	178.44	8.31	0.00	170.13	0.19	1860	--	174	95.4	71.8	135	443	288	
01/07/00	178.44	8.56	0.00	169.88	-0.25	28400	--	2450	3090	1560	3910	1940	--	
03/31/00	178.44	8.42	0.00	170.02	0.14	26000	--	1300	2900	2600	3500	2800	--	
07/14/00	178.44	8.61	0.00	169.83	-0.19	24500	--	1850	2630	2750	3900	548	--	
10/03/00	178.44	9.14	0.00	169.30	-0.53	22000	--	1910	2020	2400	2680	965	--	
01/03/01	178.44	9.06	0.00	169.38	0.08	14000	--	1600	1100	2300	1400	3300	--	
04/04/01	178.44	8.98	0.00	169.46	0.08	19600	--	1150	1470	2100	1820	1050	450	
07/17/01	178.44	7.46	0.00	170.98	1.52	26000	--	1500	2100	2100	3400	ND	350	
10/03/01	178.13	9.81	0.00	168.32	-2.66	22000	--	830	1900	1700	3000	ND<1000	--	
01/28/02	178.13	7.39	0.00	170.74	2.42	30000	--	880	2600	1800	4300	3200	210	
04/25/02	178.13	7.86	0.00	170.27	-0.47	18000	--	500	2000	1300	3800	500	260	
07/18/02	178.13	8.83	0.00	169.30	-0.97	37000	--	1800	3800	2200	8000	ND<250	270	
10/07/02	178.13	9.71	0.00	168.42	-0.88	26000	--	600	2000	1800	6400	ND<120	ND<200	
01/06/03	178.13	7.40	0.00	170.73	2.31	27000	--	800	2100	2000	6400	440	110	
04/07/03	178.13	8.17	0.00	169.96	-0.77	28000	--	660	2200	1900	6300	440	100	
07/07/03	178.13	8.35	0.00	169.78	-0.18	33000	--	1200	2500	2700	8300	280	100	
10/09/03	178.13	9.39	0.00	168.74	-1.04	3800	6000	120	260	390	1200	--	190	Sampled for TPH-G by 8015M on 11/14/03.
01/14/04	178.13	6.86	0.00	171.27	2.53	5100	--	120	240	310	720	190	230	
04/28/04	178.13	6.63	0.00	171.50	0.23	7300	--	250	440	580	1300	740	240	
07/12/04	178.13	7.41	0.00	170.72	-0.78	5500	--	350	310	120	350	180	100	
10/25/04	178.13	8.81	0.00	169.32	-1.40	3300	--	96	140	270	490	94	260	
01/17/05	178.13	6.37	0.00	171.76	2.44	3400	--	150	270	360	750	55	200	
04/06/05	178.13	4.69	0.00	173.44	1.68	14000	--	420	1300	1000	3100	ND<250	200	

Table 2
HISTORIC FLUID LEVELS AND SELECTED ANALYTICAL RESULTS
July 1999 Through July 2007
76 Station 1156

Date Sampled	TOC Elevation (feet)	Depth to Water (feet)	LPH Thickness (feet)	Ground-water Elevation (feet)	Change in Elevation (feet)	TPH-G (8015M) (µg/l)	TPH-G (GC/MS) (µg/l)	Benzene (µg/l)	Toluene (µg/l)	Ethyl-benzene (µg/l)	Total Xylenes (µg/l)	MTBE (8021B) (µg/l)	MTBE (8260B) (µg/l)	Comments
MW-3 continued														
07/08/05	178.13	5.23	0.00	172.90	-0.54	5000	--	180	290	500	800	ND<250	150	
10/07/05	178.13	6.35	0.00	171.78	-1.12	6800	--	270	120	ND<0.30	210	260	180	
01/27/06	178.13	5.24	0.00	172.89	1.11	3200	--	120	140	270	460	280	250	
04/28/06	178.13	5.01	0.00	173.12	0.23	4500	--	130	250	380	670	230	180	
07/28/06	178.13	6.21	0.00	171.92	-1.20	4700	--	160	240	510	730	250	150	
10/27/06	178.13	6.93	0.00	171.20	-0.72	3700	--	150	160	460	530	250	140	
01/10/07	178.13	5.93	0.00	172.20	1.00	4800	--	180	160	550	600	230	150	
04/13/07	178.13	6.10	0.00	172.03	-0.17	5100	--	180	240	550	710	230	160	
07/19/07	178.13	6.51	0.00	171.62	-0.41	2000	--	110	64	220	190	190	180	
MW-4 (Screen Interval in feet: 5.0-25.0)														
07/20/99	179.10	7.40	--	171.70	--	69	--	2.7	0.77	ND	7.1	100	--	
09/28/99	179.10	7.19	0.00	171.91	0.21	4050	--	1250	72	51.3	133	416	459	
01/07/00	179.10	8.98	0.00	170.12	-1.79	7010	--	2260	167	271	276	764	--	
03/31/00	179.10	7.26	0.00	171.84	1.72	5500	--	1800	230	330	400	1000	--	
07/14/00	179.10	7.67	0.00	171.43	-0.41	7940	--	2810	332	450	247	1530	--	
10/03/00	179.10	8.12	0.00	170.98	-0.45	11400	--	3110	437	519	816	1040	--	
01/03/01	179.10	9.10	0.00	170.00	-0.98	8600	--	2500	340	480	960	850	--	
04/04/01	179.10	8.63	0.00	170.47	0.47	9950	--	2380	126	416	725	1140	819	
07/17/01	179.10	6.49	0.00	172.61	2.14	10000	--	2300	110	410	800	1200	900	
10/03/01	178.96	7.01	0.00	171.95	-0.66	7800	--	2100	85	380	390	580	820	
01/28/02	178.96	6.21	0.00	172.75	0.80	12000	--	2100	130	350	670	1100	500	
04/25/02	178.96	5.49	0.00	173.47	0.72	3300	--	1300	42	270	250	680	600	
07/18/02	178.96	8.28	0.00	170.68	-2.79	4800	--	1300	71	290	220	530	760	
10/07/02	178.96	7.49	0.00	171.47	0.79	5100	--	1400	110	330	380	650	540	

Table 2
HISTORIC FLUID LEVELS AND SELECTED ANALYTICAL RESULTS
July 1999 Through July 2007
76 Station 1156

Date Sampled	TOC Elevation	Depth to Water	LPH Thickness	Ground-water Elevation	Change in Elevation	TPH-G (8015M)	TPH-G (GC/MS)	Benzene	Toluene	Ethylbenzene	Total Xylenes	MTBE (8021B)	MTBE (8260B)	Comments
(feet)	(feet)	(feet)	(feet)	(feet)	(feet)	(µg/l)	(µg/l)	(µg/l)	(µg/l)	(µg/l)	(µg/l)	(µg/l)	(µg/l)	
MW-4 continued														
01/06/03	178.96	6.36	0.00	172.60	1.13	5600	--	1100	57	260	320	370	520	
04/07/03	178.96	6.24	0.00	172.72	0.12	5100	--	1100	55	190	370	550	420	
07/07/03	178.96	6.43	0.00	172.53	-0.19	3000	--	920	28	170	330	480	450	
10/09/03	178.96	7.97	0.00	170.99	-1.54	530	700	100	2.2	5.4	14	--	270	Sampled for TPH-G by 8015M on 11/14/03.
01/14/04	178.96	6.30	0.00	172.66	1.67	530	--	88	4.1	9.9	11	150	180	
04/28/04	178.96	5.68	0.00	173.28	0.62	1200	--	200	5.3	21	13	490	310	
07/12/04	178.96	6.48	0.00	172.48	-0.80	3600	--	1000	14	260	72	710	470	
10/25/04	178.96	6.85	0.00	172.11	-0.37	490	--	34	ND<2.5	ND<2.5	ND<2.5	200	170	
01/17/05	178.96	4.56	0.00	174.40	2.29	620	--	100	2.6	15	8.0	240	200	
04/06/05	178.96	2.90	0.00	176.06	1.66	630	--	81	9.6	16	41	ND<25	26	
07/08/05	178.96	3.74	0.00	175.22	-0.84	980	--	170	24	44	140	ND<25	64	
10/07/05	178.96	4.24	0.00	174.72	-0.50	4900	--	1100	11	110	110	370	310	
01/27/06	178.96	3.65	0.00	175.31	0.59	2800	--	580	20	130	230	320	240	
04/28/06	178.96	3.94	0.00	175.02	-0.29	710	--	110	2.4	21	22	140	140	
07/28/06	178.96	4.63	0.00	174.33	-0.69	550	--	120	2.1	12	19	170	150	
10/27/06	178.96	5.19	0.00	173.77	-0.56	260	--	37	2.0	1.9	6.7	130	130	
01/10/07	178.96	4.82	0.00	174.14	0.37	270	--	29	0.72	1.8	2.7	160	150	
04/13/07	178.96	4.25	0.00	174.71	0.57	390	--	53	1.2	3.1	4.1	210	160	
07/19/07	178.96	5.35	0.00	173.61	-1.10	210	--	8.0	1.0	1.4	4.5	120	130	
MW-5 (Screen Interval in feet: DNA)														
10/03/01	169.18	2.81	0.00	166.37	--	ND<50	--	ND<0.50	ND<0.50	ND<0.50	ND<0.50	1800	2100	
01/28/02	169.18	1.88	0.00	167.30	0.93	ND<50	--	ND<0.50	ND<0.50	ND<0.50	ND<0.50	650	550	
04/25/02	169.18	1.99	0.00	167.19	-0.11	ND<50	--	ND<0.50	ND<0.50	ND<0.50	ND<0.50	2200	2400	

Table 2
HISTORIC FLUID LEVELS AND SELECTED ANALYTICAL RESULTS
July 1999 Through July 2007
76 Station 1156

Date Sampled	TOC Elevation	Depth to Water	LPH Thickness	Ground-water Elevation	Change in Elevation	TPH-G (8015M)	TPH-G (GC/MS)	Benzene	Toluene	Ethyl-benzene	Total Xylenes	MTBE (8021B)	MTBE (8260B)	Comments
(feet)	(feet)	(feet)	(feet)	(feet)	(feet)	(µg/l)	(µg/l)	(µg/l)	(µg/l)	(µg/l)	(µg/l)	(µg/l)	(µg/l)	
MW-5 continued														
07/18/02	169.18	2.49	0.00	166.69	-0.50	ND<50	--	ND<0.50	ND<0.50	ND<0.50	ND<0.50	530	690	
10/07/02	169.18	2.80	0.00	166.38	-0.31	140	--	ND<0.50	ND<0.50	ND<0.50	ND<0.50	300	330	
01/06/03	169.18	1.86	0.00	167.32	0.94	120	--	ND<0.50	ND<0.50	ND<0.50	ND<0.50	410	350	
04/07/03	169.18	2.15	0.00	167.03	-0.29	220	--	0.53	ND<0.50	ND<0.50	ND<0.50	450	420	
07/07/03	169.18	2.26	0.00	166.92	-0.11	120	--	ND<1.2	ND<1.2	ND<1.2	ND<1.2	220	200	
10/09/03	169.18	2.72	0.00	166.46	-0.46	560	210	ND<1.0	ND<1.0	ND<1.0	ND<2.0	--	290	Sampled for TPH-G by 8015M on 11/14/03.
01/14/04	169.18	2.00	0.00	167.18	0.72	560	--	ND<2.5	ND<2.5	ND<2.5	ND<2.5	670	760	
04/28/04	169.18	2.01	0.00	167.17	-0.01	760	--	ND<0.3	1.8	ND<0.3	ND<0.6	1200	790	
07/12/04	169.18	2.56	0.00	166.62	-0.55	96	--	1.8	3.3	0.54	3.6	2.8	ND<0.5	
10/25/04	169.18	2.43	0.00	166.75	0.13	1100	--	ND<5.0	ND<5.0	ND<5.0	ND<5.0	780	1100	
01/17/05	169.18	1.49	0.00	167.69	0.94	720	--	ND<5.0	ND<5.0	ND<5.0	ND<5.0	530	550	
04/06/05	169.18	0.95	0.00	168.23	0.54	830	--	ND<5.0	ND<5.0	ND<5.0	ND<5.0	600	760	
07/08/05	169.18	1.49	0.00	167.69	-0.54	ND<500	--	ND<5.0	ND<5.0	ND<5.0	ND<5.0	570	630	
10/07/05	169.18	1.92	0.00	167.26	-0.43	540	--	ND<0.30	ND<0.30	ND<0.30	ND<0.60	530	490	
01/27/06	169.18	2.03	0.00	167.15	-0.11	490	--	ND<0.30	ND<0.30	ND<0.30	ND<0.60	580	610	
04/28/06	169.18	1.02	0.00	168.16	1.01	430	--	ND<0.30	ND<0.30	ND<0.30	ND<0.60	590	520	
07/28/06	169.18	1.57	0.00	167.61	-0.55	480	--	0.34	ND<0.30	ND<0.30	ND<0.60	440	420	
10/27/06	169.18	2.20	0.00	166.98	-0.63	420	--	0.34	ND<0.30	ND<0.30	ND<0.60	460	390	
01/10/07	169.18	1.57	0.00	167.61	0.63	390	--	ND<0.30	ND<0.30	ND<0.30	ND<0.60	430	420	
04/13/07	169.18	1.89	0.00	167.29	-0.32	170	--	3.8	5.9	1.5	3.8	160	120	
07/19/07	169.18	1.92	0.00	167.26	-0.03	ND<50	--	ND<0.30	ND<0.30	ND<0.30	ND<0.60	19	23	
MW-6 (Screen Interval in feet: DNA)														
10/03/01	169.04	2.87	0.00	166.17	--	ND<50	--	ND<0.50	ND<0.50	ND<0.50	ND<0.50	200	270	

Table 2
HISTORIC FLUID LEVELS AND SELECTED ANALYTICAL RESULTS
July 1999 Through July 2007
76 Station 1156

Date Sampled	TOC Elevation (feet)	Depth to Water (feet)	LPH Thickness (feet)	Ground-water Elevation (feet)	Change in Elevation (feet)	TPH-G (8015M) (µg/l)	TPH-G (GC/MS) (µg/l)	Benzene (µg/l)	Toluene (µg/l)	Ethyl-benzene (µg/l)	Total Xylenes (µg/l)	MTBE (8021B) (µg/l)	MTBE (8260B) (µg/l)	Comments
MW-6 continued														
01/28/02	169.04	1.82	0.00	167.22	1.05	ND<50	--	ND<0.50	ND<0.50	ND<0.50	ND<0.50	ND<2.5	--	
04/25/02	169.04	2.01	0.00	167.03	-0.19	ND<50	--	ND<0.50	ND<0.50	ND<0.50	ND<0.50	ND<2.5	--	
07/18/02	169.04	2.44	0.00	166.60	-0.43	ND<50	--	ND<0.50	ND<0.50	ND<0.50	ND<0.50	ND<2.5	ND<2.0	
10/07/02	169.04	2.72	0.00	166.32	-0.28	ND<50	--	ND<0.50	ND<0.50	ND<0.50	ND<0.50	ND<2.5	ND<2.0	
01/06/03	169.04	1.90	0.00	167.14	0.82	ND<50	--	0.62	1.2	1.2	3.5	ND<2.0	ND<2.0	
04/07/03	169.04	2.02	0.00	167.02	-0.12	ND<50	--	ND<0.50	ND<0.50	ND<0.50	ND<0.50	46	46	
07/07/03	169.04	2.21	0.00	166.83	-0.19	ND<50	--	ND<0.50	ND<0.50	ND<0.50	ND<0.50	ND<2.0	ND<2.0	
10/09/03	169.04	2.71	0.00	166.33	-0.50	ND<50	ND<50	0.95	3.0	1.4	5.5	--	ND<2.0	Sampled for TPH-G by 8015M on 11/14/03.
01/14/04	169.04	2.00	0.00	167.04	0.71	ND<50	--	ND<0.50	0.57	ND<0.50	0.64	ND<5.0	ND<2.0	
04/28/04	169.04	2.18	0.00	166.86	-0.18	ND<50	--	0.39	0.78	ND<0.3	ND<0.6	ND<1	ND<0.5	
07/12/04	169.04	2.69	0.00	166.35	-0.51	ND<50	--	ND<0.3	ND<0.3	ND<0.3	ND<0.6	6.4	ND<0.5	
10/25/04	169.04	2.46	0.00	166.58	0.23	ND<50	--	ND<0.50	ND<0.50	ND<0.50	ND<0.50	ND<5.0	0.57	
01/17/05	169.04	1.54	0.00	167.50	0.92	ND<50	--	ND<0.50	ND<0.50	ND<0.50	ND<0.50	ND<5.0	ND<0.50	
04/06/05	169.04	1.15	0.00	167.89	0.39	ND<50	--	ND<0.50	ND<0.50	ND<0.50	ND<0.50	ND<5.0	ND<0.50	
07/08/05	169.04	1.05	0.00	167.99	0.10	ND<50	--	ND<0.50	ND<0.50	ND<0.50	ND<0.50	ND<5.0	ND<0.50	
10/07/05	169.04	1.90	0.00	167.14	-0.85	ND<50	--	ND<0.30	ND<0.30	ND<0.30	ND<0.60	ND<1.0	ND<0.50	
01/27/06	169.04	1.32	0.00	167.72	0.58	ND<50	--	ND<0.30	ND<0.30	ND<0.30	ND<0.60	ND<1.0	ND<0.50	
04/28/06	169.04	0.00	0.00	169.04	1.32	ND<50	--	ND<0.30	ND<0.30	ND<0.30	ND<0.60	ND<1.0	ND<0.50	
07/28/06	169.04	1.68	0.00	167.36	-1.68	ND<50	--	ND<0.30	ND<0.30	ND<0.30	ND<0.60	ND<1.0	ND<0.50	
10/27/06	169.04	1.98	0.00	167.06	-0.30	ND<50	--	ND<0.30	ND<0.30	ND<0.30	ND<0.60	ND<1.0	ND<0.50	
01/10/07	169.04	1.60	0.00	167.44	0.38	ND<50	--	ND<0.30	ND<0.30	ND<0.30	ND<0.60	ND<1.0	ND<0.50	
04/13/07	169.04	2.01	0.00	167.03	-0.41	ND<50	--	ND<0.30	ND<0.30	ND<0.30	ND<0.60	ND<1.0	ND<0.50	
07/19/07	169.04	1.96	0.00	167.08	0.05	ND<50	--	ND<0.30	ND<0.30	ND<0.30	ND<0.60	ND<1.0	ND<0.50	

Table 2
HISTORIC FLUID LEVELS AND SELECTED ANALYTICAL RESULTS
July 1999 Through July 2007
76 Station 1156

Date Sampled	TOC Elevation	Depth to Water	LPH Thickness	Ground- water Elevation	Change in Elevation	TPH-G (8015M)	TPH-G (GC/MS)	Benzene	Toluene	Ethyl- benzene	Total Xylenes	MTBE (8021B)	MTBE (8260B)	Comments
(feet)	(feet)	(feet)	(feet)	(feet)	(feet)	(µg/l)	(µg/l)	(µg/l)	(µg/l)	(µg/l)	(µg/l)	(µg/l)	(µg/l)	
MW-7 (Screen Interval in feet: DNA)														
10/03/01	171.64	7.62	0.00	164.02	--	10000	--	210	ND<50	ND<50	800	35000	40000	
01/28/02	171.64	7.21	0.00	164.43	0.41	ND<1000	--	ND<10	ND<10	ND<10	ND<10	42000	38000	
04/25/02	171.64	7.25	0.00	164.39	-0.04	ND<5000	--	660	ND<50	ND<50	ND<50	42000	45000	
07/18/02	171.64	8.12	0.00	163.52	-0.87	ND<5000	--	130	ND<50	ND<50	ND<50	51000	53000	
10/07/02	171.64	7.71	0.00	163.93	0.41	18000	--	ND<50	ND<50	ND<50	ND<50	33000	38000	
01/06/03	171.64	7.63	0.00	164.01	0.08	410	--	0.61	1.0	0.89	2.9	3900	3100	
04/07/03	171.64	7.58	0.00	164.06	0.05	13000	--	ND<20	ND<20	ND<20	ND<20	32000	28000	
07/07/03	171.64	7.56	0.00	164.08	0.02	990	--	8.2	ND<0.50	1.2	ND<0.50	36000	45000	
10/09/03	171.64	7.72	0.00	163.92	-0.16	6800	ND<13000	ND<130	ND<130	ND<130	ND<250	--	20000	Sampled for TPH-G by 8015M on 11/14/03.
01/14/04	171.64	6.97	0.00	164.67	0.75	19000	--	ND<100	ND<100	ND<100	ND<100	20000	25000	
04/28/04	171.64	8.70	0.00	162.94	-1.73	19000	--	ND<3	ND<3	ND<3	ND<6	30000	21000	
07/12/04	171.64	9.44	0.00	162.20	-0.74	12000	--	28	14	330	200	12000	11000	
10/25/04	171.64	7.23	0.00	164.41	2.21	28000	--	ND<250	ND<250	ND<250	ND<250	13000	14000	
01/17/05	171.64	6.30	0.00	165.34	0.93	15000	--	ND<100	ND<100	ND<100	ND<100	17000	16000	
04/06/05	171.64	5.96	0.00	165.68	0.34	13000	--	ND<100	ND<100	ND<100	ND<100	14000	17000	
07/08/05	171.64	6.45	0.00	165.19	-0.49	ND<10000	--	ND<100	ND<100	ND<100	ND<100	8600	11000	
10/07/05	171.64	6.78	0.00	164.86	-0.33	13000	--	ND<3.0	ND<3.0	ND<3.0	ND<6.0	9400	9800	
01/27/06	171.64	5.82	0.00	165.82	0.96	8200	--	0.64	1.6	ND<0.30	ND<0.60	9900	7900	
04/28/06	171.64	5.57	0.00	166.07	0.25	6900	--	0.88	1.5	0.34	1.0	9600	11000	
07/28/06	171.64	6.67	0.00	164.97	-1.10	5400	--	5.2	ND<3.0	ND<3.0	ND<6.0	5000	5300	
10/27/06	171.64	6.93	0.00	164.71	-0.26	4500	--	ND<1.5	ND<1.5	ND<1.5	ND<3.0	4700	3700	
01/10/07	171.64	6.41	0.00	165.23	0.52	4000	--	ND<1.2	ND<1.2	ND<1.2	ND<2.4	4400	4400	
04/13/07	171.64	--	--	--	--	--	--	--	--	--	--	--	--	Paved over

Table 2
HISTORIC FLUID LEVELS AND SELECTED ANALYTICAL RESULTS
July 1999 Through July 2007
76 Station 1156

Date Sampled	TOC Elevation (feet)	Depth to Water (feet)	LPH Thickness (feet)	Ground- water Elevation (feet)	Change in Elevation (feet)	TPH-G (8015M) (µg/l)	TPH-G (GC/MS) (µg/l)	Benzene (µg/l)	Toluene (µg/l)	Ethyl- benzene (µg/l)	Total Xylenes (µg/l)	MTBE (8021B) (µg/l)	MTBE (8260B) (µg/l)	Comments
MW-7 continued														
07/19/07	171.64	7.10	0.00	164.54	--	2700	--	0.57	ND<0.30	ND<0.30	ND<0.60	2700	3300	

Table 2 a
ADDITIONAL HISTORIC ANALYTICAL RESULTS
76 Station 1156

Date Sampled	TPH-D (µg/l)	TBA (µg/l)	Ethanol (8015B) (mg/l)	Ethanol (8260B) (µg/l)	Ethylene- dibromide (EDB) (µg/l)	1,2-DCA (EDC) (µg/l)	DIPE (µg/l)	ETBE (µg/l)	TAME (µg/l)	Acenaph- thylene (µg/l)	Bromo- dichloro- methane (µg/l)	Bromo- form (µg/l)	Bromo- methane (µg/l)	Carbon Tetra- chloride (µg/l)	Chloro- benzene (µg/l)
MW-1															
07/20/99	16000	--	--	--	--	--	--	--	--	--	--	--	--	--	12
09/28/99	2410	ND	--	--	--	--	ND	ND	ND	--	--	--	--	--	--
01/07/00	7870	--	--	--	--	--	--	--	--	--	--	--	--	--	--
03/31/00	3600	--	--	--	--	--	--	--	--	--	--	--	--	--	--
07/14/00	8580	--	--	--	--	--	--	--	--	--	--	--	--	--	--
10/03/00	9260	--	--	--	--	--	--	--	--	--	--	--	--	--	--
01/03/01	11000	--	--	--	--	--	--	--	--	--	--	--	--	--	--
04/04/01	14000	ND	--	ND	ND	ND	ND	ND	ND	--	--	--	--	--	5.6
07/17/01	2200	ND	--	ND	ND	ND	ND	ND	ND	--	--	--	--	--	--
10/05/01	13000	--	--	--	--	--	--	--	--	--	--	--	--	--	--
01/28/02	4400	--	--	--	--	--	--	--	--	--	--	--	--	--	--
04/25/02	9000	--	--	--	--	--	--	--	--	--	--	--	--	--	--
07/18/02	9200	ND<100	--	ND<2500000	ND<10	ND<10	ND<10	ND<10	ND<10	--	--	--	--	--	5.9
10/07/02	3400	ND<10000	--	ND<50000000	ND<200	ND<200	ND<200	ND<200	ND<200	--	--	--	--	--	--
01/06/03	5100	ND<20000	--	ND<100000000	ND<400	ND<400	ND<400	ND<400	ND<400	--	--	--	--	--	--
04/07/03	2800	ND<10000	--	ND<50000000	ND<200	ND<200	ND<200	ND<200	ND<200	--	--	--	--	--	--
07/07/03	7000	ND<25000	ND<120000	--	ND<500	ND<500	ND<500	ND<500	ND<500	--	--	--	--	--	ND<120
10/09/03	4300	ND<20000	--	ND<100000	ND<400	ND<400	ND<400	ND<400	ND<400	--	--	--	--	--	--
01/14/04	6200	ND<40000	--	ND<200000	ND<800	ND<800	ND<800	ND<800	ND<800	--	--	--	--	--	--
04/28/04	--	800	--	ND<1000	ND<50	ND<50	ND<1	ND<1	ND<1	--	--	--	--	--	--
07/12/04	270	1100	--	ND<20000	ND<10	ND<10	ND<20	ND<20	ND<20	ND<2	ND<10	ND<10	ND<20	ND<10	ND<10
10/25/04	5100	ND<2000	--	ND<20000	ND<200	ND<200	ND<400	ND<200	ND<200	--	--	--	--	--	--
01/17/05	6400	3100	--	ND<20000	ND<200	ND<200	ND<400	ND<200	ND<200	--	--	--	--	--	--
04/06/05	2800	1500	--	ND<10000	ND<100	ND<100	ND<100	ND<100	ND<100	--	--	--	--	--	--
07/08/05	6400	ND<1300	--	ND<13000	ND<130	3.8	ND<130	ND<130	ND<130	--	ND<0.50	ND<2.0	ND<1.0	ND<0.50	12
10/07/05	5500	680	--	ND<250	ND<0.50	ND<0.50	ND<0.50	ND<0.50	ND<0.50	--	--	--	--	--	--

Table 2 a
ADDITIONAL HISTORIC ANALYTICAL RESULTS
76 Station 1156

Date Sampled	TPH-D (µg/l)	TBA (µg/l)	Ethanol (8015B) (mg/l)	Ethanol (8260B) (µg/l)	Ethylene- dibromide (EDB) (µg/l)	1,2-DCA (EDC) (µg/l)	DIPE (µg/l)	ETBE (µg/l)	TAME (µg/l)	Acenaph- thylene (µg/l)	Bromo- dichloro- methane (µg/l)	Bromo- form (µg/l)	Bromo- methane (µg/l)	Carbon Tetra- chloride (µg/l)	Chloro- benzene (µg/l)
MW-1 continued															
01/27/06	9000	ND<500	--	ND<12000	ND<25	ND<25	ND<25	ND<25	ND<25	--	--	--	--	--	--
04/28/06	9200	ND<500	--	ND<12000	ND<25	ND<25	ND<25	ND<25	ND<25	--	--	--	--	--	--
07/28/06	5100	ND<10	--	ND<250	ND<0.50	ND<0.50	ND<0.50	ND<0.50	ND<0.50	--	ND<0.50	ND<0.50	ND<1.0	ND<0.50	ND<0.50
10/27/06	4600	ND<2500	--	ND<62000	ND<120	ND<120	ND<120	ND<120	ND<120	--	--	--	--	--	--
01/10/07	12000	ND<1000	--	ND<25000	ND<50	ND<50	ND<50	ND<50	ND<50	--	--	--	--	--	--
04/13/07	8400	730	--	ND<250	ND<0.50	0.68	ND<0.50	ND<0.50	ND<0.50	--	--	--	--	--	--
07/19/07	10000	ND<1000	--	ND<25000	ND<50	ND<50	ND<50	ND<50	ND<50	--	ND<50	ND<50	ND<100	ND<50	ND<50
MW-2															
09/28/99	--	ND	--	--	--	--	ND	ND	ND	--	--	--	--	--	--
04/04/01	--	ND	--	ND	ND	ND	ND	ND	ND	--	--	--	--	--	--
07/17/01	--	ND	--	ND	ND	ND	ND	ND	ND	--	--	--	--	--	--
07/18/02	--	ND<1000	--	ND<25000000	ND<100	ND<100	ND<100	ND<100	ND<100	--	--	--	--	--	--
10/07/02	--	ND<20000	--	ND<100000000	ND<400	ND<400	ND<400	ND<400	ND<400	--	--	--	--	--	--
01/06/03	--	ND<50000	--	ND<250000000	ND<1000	ND<1000	ND<1000	ND<1000	ND<1000	--	--	--	--	--	--
04/07/03	--	ND<2000	--	ND<10000000	ND<40	ND<40	ND<40	ND<40	ND<40	--	--	--	--	--	--
07/07/03	--	ND<5000	--	ND<25000000	ND<100	ND<100	ND<100	ND<100	ND<100	--	--	--	--	--	--
10/09/03	--	ND<10000	--	ND<50000	ND<200	ND<200	ND<200	ND<200	ND<200	--	--	--	--	--	--
01/14/04	--	ND<2500	--	ND<13000	ND<50	ND<50	ND<50	ND<50	ND<50	--	--	--	--	--	--
04/28/04	--	13000	--	ND<1000	ND<0.5	ND<0.5	ND<1	ND<1	11	--	--	--	--	--	--
07/12/04	--	110	--	ND<4000	ND<3	ND<3	ND<5	ND<5	ND<5	--	--	--	--	--	--
10/25/04	--	1100	--	ND<1300	ND<13	ND<13	ND<25	ND<13	ND<13	--	--	--	--	--	--
01/17/05	--	1200	--	ND<1300	ND<13	ND<13	ND<25	ND<13	ND<13	--	--	--	--	--	--
04/06/05	--	2800	--	ND<2500	ND<25	ND<25	ND<25	ND<25	ND<25	--	--	--	--	--	--
07/08/05	--	4300	--	ND<2500	ND<25	ND<25	ND<25	ND<25	ND<25	--	--	--	--	--	--
10/07/05	--	8700	--	ND<250	ND<0.50	1.4	ND<0.50	ND<0.50	ND<0.50	--	--	--	--	--	--
01/27/06	--	5200	--	ND<12000	ND<25	ND<25	ND<25	ND<25	ND<25	--	--	--	--	--	--

Table 2 a
ADDITIONAL HISTORIC ANALYTICAL RESULTS
76 Station 1156

Date Sampled	TPH-D (µg/l)	TBA (µg/l)	Ethanol (8015B) (mg/l)	Ethanol (8260B) (µg/l)	Ethylene- dibromide (EDB) (µg/l)	1,2-DCA (EDC) (µg/l)	DIPE (µg/l)	ETBE (µg/l)	TAME (µg/l)	Acenaph- thylene (µg/l)	Bromo- dichloro- methane (µg/l)	Bromo- form (µg/l)	Bromo- methane (µg/l)	Carbon Tetra- chloride (µg/l)	Chloro- benzene (µg/l)
MW-2 continued															
04/28/06	--	6700	--	ND<250	ND<0.50	1.4	ND<0.50	ND<0.50	1.6	--	--	--	--	--	--
07/28/06	--	5100	--	ND<6200	ND<12	ND<12	ND<12	ND<12	ND<12	--	--	--	--	--	--
10/27/06	--	6600	--	ND<1200	ND<2.5	ND<2.5	ND<2.5	ND<2.5	ND<2.5	--	--	--	--	--	--
01/10/07	--	6000	--	ND<1200	ND<2.5	ND<2.5	ND<2.5	ND<2.5	ND<2.5	--	--	--	--	--	--
04/13/07	--	7400	--	ND<6200	ND<12	ND<12	ND<12	ND<12	ND<12	--	--	--	--	--	--
07/19/07	--	6200	--	ND<2500	ND<5.0	ND<5.0	ND<5.0	ND<5.0	ND<5.0	--	--	--	--	--	--
MW-3															
09/28/99	--	ND	--	--	--	--	ND	ND	8.80	--	--	--	--	--	--
04/04/01	--	ND	--	ND	ND	ND	ND	ND	ND	--	--	--	--	--	--
07/17/01	--	ND	--	ND	ND	ND	ND	ND	ND	--	--	--	--	--	--
07/18/02	--	ND<50	--	ND<1200000	ND<5.0	ND<5.0	ND<5.0	ND<5.0	ND<5.0	--	--	--	--	--	--
10/07/02	--	ND<10000	--	ND<50000000	ND<200	ND<200	ND<200	ND<200	ND<200	--	--	--	--	--	--
01/06/03	--	ND<4000	--	23000000	ND<80	ND<80	ND<80	ND<80	ND<80	--	--	--	--	--	--
04/07/03	--	ND<4000	--	ND<20000000	ND<80	ND<80	ND<80	ND<80	ND<80	--	--	--	--	--	--
07/07/03	--	ND<2000	--	ND<10000000	ND<40	ND<40	ND<40	ND<40	ND<40	--	--	--	--	--	--
10/09/03	--	ND<1000	--	ND<5000	ND<20	ND<20	ND<20	ND<20	ND<20	--	--	--	--	--	--
01/14/04	--	ND<1000	--	ND<5000	ND<20	ND<20	ND<20	ND<20	ND<20	--	--	--	--	--	--
04/28/04	--	ND<12	--	ND<1000	ND<3	ND<3	ND<1	ND<1	ND<1	--	--	--	--	--	--
07/12/04	--	350	--	ND<20000	ND<10	ND<10	ND<20	ND<20	ND<20	--	--	--	--	--	--
10/25/04	--	39	--	ND<250	ND<2.5	ND<2.5	ND<5.0	ND<2.5	ND<2.5	--	--	--	--	--	--
01/17/05	--	120	--	ND<250	ND<2.5	ND<2.5	ND<5.0	ND<2.5	ND<2.5	--	--	--	--	--	--
04/06/05	--	150	--	ND<1000	ND<10	ND<10	ND<10	ND<10	ND<10	--	--	--	--	--	--
07/08/05	--	64	--	ND<250	ND<2.5	ND<2.5	ND<2.5	ND<2.5	ND<2.5	--	--	--	--	--	--
10/07/05	--	ND<200	--	ND<5000	ND<10	ND<10	ND<10	ND<10	ND<10	--	--	--	--	--	--
01/27/06	--	ND<10	--	ND<250	ND<0.50	1.5	ND<0.50	ND<0.50	ND<0.50	--	--	--	--	--	--
04/28/06	--	190	--	ND<250	ND<0.50	0.63	ND<0.50	ND<0.50	ND<0.50	--	--	--	--	--	--

Table 2 a
ADDITIONAL HISTORIC ANALYTICAL RESULTS
76 Station 1156

Date Sampled	TPH-D (µg/l)	TBA (µg/l)	Ethanol (8015B) (mg/l)	Ethanol (8260B) (µg/l)	Ethylene- dibromide (EDB) (µg/l)	1,2-DCA (EDC) (µg/l)	DIPE (µg/l)	ETBE (µg/l)	TAME (µg/l)	Acenaph- thylene (µg/l)	Bromo- dichloro- methane (µg/l)	Bromo- form (µg/l)	Bromo- methane (µg/l)	Carbon Tetra- chloride (µg/l)	Chloro- benzene (µg/l)
MW-3 continued															
07/28/06	--	ND<10	--	ND<250	ND<0.50	ND<0.50	ND<0.50	ND<0.50	ND<0.50	--	--	--	--	--	--
10/27/06	--	ND<10	--	ND<250	ND<0.50	1.3	ND<0.50	ND<0.50	ND<0.50	--	--	--	--	--	--
01/10/07	--	66	--	ND<250	ND<0.50	1.4	ND<0.50	ND<0.50	ND<0.50	--	--	--	--	--	--
04/13/07	--	ND<10	--	ND<250	ND<0.50	1.2	ND<0.50	ND<0.50	ND<0.50	--	--	--	--	--	--
07/19/07	--	ND<10	--	ND<250	ND<0.50	ND<0.50	ND<0.50	ND<0.50	ND<0.50	--	--	--	--	--	--
MW-4															
09/28/99	--	ND	--	--	--	--	ND	ND	ND	--	--	--	--	--	--
04/04/01	--	ND	--	ND	ND	ND	ND	ND	ND	--	--	--	--	--	--
07/17/01	--	ND	--	ND	ND	ND	ND	ND	ND	--	--	--	--	--	--
07/18/02	--	ND<100	--	ND<2500000	ND<10	49	ND<10	ND<10	ND<10	--	--	--	--	--	--
10/07/02	--	ND<10000	--	ND<5000000	ND<200	ND<200	ND<200	ND<200	ND<200	--	--	--	--	--	--
01/06/03	--	ND<1000	--	ND<5000000	ND<20	ND<20	ND<20	ND<20	ND<20	--	--	--	--	--	--
04/07/03	--	ND<1000	--	ND<5000000	ND<20	ND<20	ND<20	ND<20	ND<20	--	--	--	--	--	--
07/07/03	--	ND<1000	--	ND<5000000	ND<20	ND<20	ND<20	ND<20	ND<20	--	--	--	--	--	--
10/09/03	--	ND<200	--	ND<1000	ND<4.0	ND<4.0	ND<4.0	ND<4.0	ND<4.0	--	--	--	--	--	--
01/14/04	--	ND<200	--	ND<1000	ND<4.0	6.5	ND<4.0	ND<4.0	ND<4.0	--	--	--	--	--	--
04/28/04	--	150	--	ND<1000	ND<0.5	ND<0.5	ND<1	ND<1	ND<1	--	--	--	--	--	--
07/12/04	--	210	--	ND<4000	ND<3	14	ND<5	ND<5	ND<5	--	--	--	--	--	--
10/25/04	--	38	--	ND<100	ND<1.0	2.0	ND<2.0	ND<1.0	ND<1.0	--	--	--	--	--	--
01/17/05	--	110	--	ND<100	ND<1.0	3.6	ND<2.0	ND<1.0	ND<1.0	--	--	--	--	--	--
04/06/05	--	ND<25	--	73000	ND<2.5	ND<2.5	ND<2.5	ND<2.5	ND<2.5	--	--	--	--	--	--
07/08/05	--	29	--	ND<50	ND<0.50	1.2	ND<0.50	ND<0.50	ND<0.50	--	--	--	--	--	--
10/07/05	--	210	--	ND<250	ND<0.50	26	ND<0.50	ND<0.50	ND<0.50	--	--	--	--	--	--
01/27/06	--	280	--	ND<2500	ND<5.0	ND<5.0	ND<5.0	ND<5.0	ND<5.0	--	--	--	--	--	--
04/28/06	--	130	--	ND<250	ND<0.50	0.97	ND<0.50	ND<0.50	ND<0.50	--	--	--	--	--	--
07/28/06	--	64	--	ND<250	ND<0.50	5.8	ND<0.50	ND<0.50	ND<0.50	--	--	--	--	--	--

Table 2 a
ADDITIONAL HISTORIC ANALYTICAL RESULTS
76 Station 1156

Date Sampled	TPH-D (µg/l)	TBA (µg/l)	Ethanol (8015B) (mg/l)	Ethanol (8260B) (µg/l)	Ethylene- dibromide (EDB) (µg/l)	1,2-DCA (EDC) (µg/l)	DIPE (µg/l)	ETBE (µg/l)	TAME (µg/l)	Acenaph- thylene (µg/l)	Bromo- dichloro- methane (µg/l)	Bromo- form (µg/l)	Bromo- methane (µg/l)	Carbon Tetra- chloride (µg/l)	Chloro- benzene (µg/l)
MW-4 continued															
10/27/06	--	54	--	ND<250	ND<0.50	1.5	ND<0.50	ND<0.50	ND<0.50	--	--	--	--	--	--
01/10/07	--	33	--	310	ND<0.50	1.9	ND<0.50	ND<0.50	ND<0.50	--	--	--	--	--	--
04/13/07	--	82	--	ND<250	ND<0.50	0.77	ND<0.50	ND<0.50	ND<0.50	--	--	--	--	--	--
07/19/07	--	13	--	ND<250	ND<0.50	ND<0.50	ND<0.50	ND<0.50	ND<0.50	--	--	--	--	--	--
MW-5															
07/18/02	--	ND<20	--	ND<500000	ND<2.0	ND<2.0	ND<2.0	ND<2.0	ND<2.0	--	--	--	--	--	--
10/07/02	--	ND<100	--	ND<500000	ND<2.0	ND<2.0	ND<2.0	ND<2.0	ND<2.0	--	--	--	--	--	--
01/06/03	ND<50	ND<100	--	ND<500000	ND<2.0	ND<2.0	ND<2.0	ND<2.0	ND<2.0	--	--	--	--	--	ND<0.50
04/07/03	--	ND<500	--	ND<2500000	ND<10	ND<10	ND<10	ND<10	ND<10	--	--	--	--	--	--
07/07/03	--	ND<200	--	ND<1000000	ND<4.0	ND<4.0	ND<4.0	ND<4.0	ND<4.0	--	--	--	--	--	--
10/09/03	--	ND<200	--	ND<1000	ND<4.0	ND<4.0	ND<4.0	ND<4.0	ND<4.0	--	--	--	--	--	--
01/14/04	--	ND<2000	--	ND<10000	ND<40	ND<40	ND<40	ND<40	ND<40	--	--	--	--	--	--
04/28/04	--	ND<12	--	ND<1000	ND<0.5	1.8	ND<1	ND<1	ND<1	--	--	--	--	--	--
07/12/04	--	ND<12	--	ND<800	ND<0.5	0.76	ND<1	ND<1	ND<1	--	--	--	--	--	--
10/25/04	--	ND<500	--	ND<5000	ND<50	ND<50	ND<100	ND<50	ND<50	--	--	--	--	--	--
01/17/05	--	100	--	ND<250	ND<2.5	ND<2.5	ND<5.0	ND<2.5	ND<2.5	--	--	--	--	--	--
04/06/05	--	7.6	--	ND<50	ND<0.50	1.4	ND<0.50	ND<0.50	ND<0.50	--	--	--	--	--	--
07/08/05	--	180	--	ND<500	ND<5.0	ND<5.0	ND<5.0	ND<5.0	ND<5.0	--	--	--	--	--	--
10/07/05	--	ND<10	--	ND<250	ND<0.50	1.0	ND<0.50	ND<0.50	ND<0.50	--	--	--	--	--	--
01/27/06	--	1000	--	ND<2500	ND<5.0	ND<5.0	ND<5.0	ND<5.0	ND<5.0	--	--	--	--	--	--
04/28/06	--	130	--	ND<250	ND<0.50	0.95	ND<0.50	ND<0.50	ND<0.50	--	--	--	--	--	--
07/28/06	--	ND<100	--	ND<2500	ND<5.0	ND<5.0	ND<5.0	ND<5.0	ND<5.0	--	--	--	--	--	--
10/27/06	--	43	--	ND<250	ND<0.50	1.5	ND<0.50	ND<0.50	ND<0.50	--	--	--	--	--	--
01/10/07	--	28	--	ND<250	ND<0.50	1.7	ND<0.50	ND<0.50	ND<0.50	--	--	--	--	--	--
04/13/07	--	ND<10	--	ND<250	ND<0.50	0.84	ND<0.50	ND<0.50	ND<0.50	--	--	--	--	--	--
07/19/07	--	ND<10	--	ND<250	ND<0.50	ND<5.0	ND<0.50	ND<0.50	ND<0.50	--	--	--	--	--	--

Table 2 a
ADDITIONAL HISTORIC ANALYTICAL RESULTS
76 Station 1156

Date Sampled	TPH-D (µg/l)	TBA (µg/l)	Ethanol (8015B) (mg/l)	Ethanol (8260B) (µg/l)	Ethylene- dibromide (EDB) (µg/l)	1,2-DCA (EDC) (µg/l)	DIPE (µg/l)	ETBE (µg/l)	TAME (µg/l)	Acenaph- thylene (µg/l)	Bromo- dichloro- methane (µg/l)	Bromo- form (µg/l)	Bromo- methane (µg/l)	Carbon Tetra- chloride (µg/l)	Chloro- benzene (µg/l)
MW-6															
07/18/02	--	ND<20	--	ND<500000	ND<2.0	ND<2.0	ND<2.0	ND<2.0	ND<2.0	--	--	--	--	--	--
10/07/02	--	ND<100	--	ND<500000	ND<2.0	ND<2.0	ND<2.0	ND<2.0	ND<2.0	--	--	--	--	--	--
01/06/03	--	ND<100	--	ND<500000	ND<2.0	ND<2.0	ND<2.0	ND<2.0	ND<2.0	--	--	--	--	--	--
04/07/03	--	ND<100	--	ND<500000	ND<2.0	ND<2.0	ND<2.0	ND<2.0	ND<2.0	--	--	--	--	--	--
07/07/03	--	ND<100	--	ND<500000	ND<2.0	ND<2.0	ND<2.0	ND<2.0	ND<2.0	--	--	--	--	--	--
10/09/03	--	ND<100	--	ND<500	ND<2.0	ND<2.0	ND<2.0	ND<2.0	ND<2.0	--	--	--	--	--	--
01/14/04	--	ND<100	--	ND<500	ND<2.0	ND<2.0	ND<2.0	ND<2.0	ND<2.0	--	--	--	--	--	--
04/28/04	--	ND<12	--	ND<1000	ND<0.5	ND<0.5	ND<1	ND<1	ND<1	--	--	--	--	--	--
07/12/04	--	ND<12	--	ND<800	ND<0.5	ND<0.5	ND<1	ND<1	ND<1	--	--	--	--	--	--
10/25/04	--	ND<5.0	--	ND<50	ND<0.50	ND<0.50	ND<1.0	ND<0.50	ND<0.50	--	--	--	--	--	--
01/17/05	--	ND<5.0	--	ND<50	ND<0.50	ND<0.50	ND<1.0	ND<0.50	ND<0.50	--	--	--	--	--	--
04/06/05	--	ND<5.0	--	ND<50	ND<0.50	ND<0.50	ND<0.50	ND<0.50	ND<0.50	--	--	--	--	--	--
07/08/05	--	ND<5.0	--	ND<50	ND<0.50	ND<0.50	ND<0.50	ND<0.50	ND<0.50	--	--	--	--	--	--
10/07/05	--	ND<10	--	ND<250	ND<0.50	ND<0.50	ND<0.50	ND<0.50	ND<0.50	--	--	--	--	--	--
01/27/06	--	ND<10	--	ND<250	ND<0.50	ND<0.50	ND<0.50	ND<0.50	ND<0.50	--	--	--	--	--	--
04/28/06	--	ND<10	--	ND<250	ND<0.50	ND<0.50	ND<0.50	ND<0.50	ND<0.50	--	--	--	--	--	--
07/28/06	--	ND<10	--	ND<250	ND<0.50	ND<0.50	ND<0.50	ND<0.50	ND<0.50	--	--	--	--	--	--
10/27/06	--	ND<10	--	ND<250	ND<0.50	ND<0.50	ND<0.50	ND<0.50	ND<0.50	--	--	--	--	--	--
01/10/07	--	ND<10	--	ND<250	ND<0.50	ND<0.50	ND<0.50	ND<0.50	ND<0.50	--	--	--	--	--	--
04/13/07	--	ND<10	--	ND<250	ND<0.50	ND<0.50	ND<0.50	ND<0.50	ND<0.50	--	--	--	--	--	--
07/19/07	--	ND<10	--	ND<250	ND<0.50	ND<0.50	ND<0.50	ND<0.50	ND<0.50	--	--	--	--	--	--
MW-7															
07/18/02	--	33000	--	ND<5000000	ND<20	ND<20	ND<20	ND<20	ND<20	--	--	--	--	--	--
10/07/02	--	26000	--	ND<10000000	ND<400	ND<400	ND<400	ND<400	ND<400	--	--	--	--	--	--
01/06/03	ND<50	ND<10000	--	ND<50000000	ND<200	ND<200	ND<200	ND<200	ND<200	--	--	--	--	--	ND<50
04/07/03	--	ND<40000	--	ND<20000000	ND<800	ND<800	ND<800	ND<800	ND<800	--	--	--	--	--	--

Table 2 a
ADDITIONAL HISTORIC ANALYTICAL RESULTS
76 Station 1156

Date Sampled	TPH-D (µg/l)	TBA (µg/l)	Ethanol (8015B) (mg/l)	Ethanol (8260B) (µg/l)	Ethylene- dibromide (EDB) (µg/l)	1,2-DCA (EDC) (µg/l)	DIPE (µg/l)	ETBE (µg/l)	TAME (µg/l)	Acenaph- thylene (µg/l)	Bromo- dichloro- methane (µg/l)	Bromo- form (µg/l)	Bromo- methane (µg/l)	Carbon Tetra- chloride (µg/l)	Chloro- benzene (µg/l)
MW-7 continued															
07/07/03	--	27000	--	ND<10000000	ND<400	ND<400	ND<400	ND<400	ND<400	--	--	--	--	--	--
10/09/03	--	ND<25000	--	ND<130000	ND<500	ND<500	ND<500	ND<500	ND<500	--	--	--	--	--	--
01/14/04	--	ND<40000	--	ND<200000	ND<800	ND<800	ND<800	ND<800	ND<800	--	--	--	--	--	--
04/28/04	--	9200	--	ND<1000	ND<0.5	6.8	ND<1	ND<1	12	--	--	--	--	--	--
07/12/04	--	4600	--	ND<8000	ND<5	5.1	ND<10	ND<10	ND<10	--	--	--	--	--	--
10/25/04	--	3900	--	ND<5000	ND<50	ND<50	ND<100	ND<50	ND<50	--	--	--	--	--	--
01/17/05	--	4200	--	ND<5000	ND<50	ND<50	ND<100	ND<50	ND<50	--	--	--	--	--	--
04/06/05	--	4200	--	ND<10000	ND<0.50	6.4	ND<0.50	ND<0.50	9.3	--	--	--	--	--	--
07/08/05	--	4300	--	ND<5000	ND<50	ND<50	ND<50	ND<50	ND<50	--	--	--	--	--	--
10/07/05	--	1100	--	ND<12000	ND<25	ND<25	ND<25	ND<25	ND<25	--	--	--	--	--	--
01/27/06	--	1600	--	ND<25000	ND<50	ND<50	ND<50	ND<50	ND<50	--	--	--	--	--	--
04/28/06	--	2900	--	ND<250	ND<0.50	3.4	ND<0.50	ND<0.50	6.3	--	--	--	--	--	--
07/28/06	--	1300	--	ND<6200	ND<12	ND<12	ND<12	ND<12	ND<12	--	--	--	--	--	--
10/27/06	--	1700	--	ND<2500	ND<5.0	ND<5.0	ND<5.0	ND<5.0	ND<5.0	--	--	--	--	--	--
01/10/07	12000	1300	--	ND<2500	ND<5.0	ND<5.0	ND<5.0	ND<5.0	ND<5.0	--	--	--	--	--	--
07/19/07	--	ND<100	--	ND<2500	ND<5.0	ND<5.0	ND<5.0	ND<5.0	ND<5.0	--	--	--	--	--	--

Table 2 b
ADDITIONAL HISTORIC ANALYTICAL RESULTS
76 Station 1156

Date Sampled	Chloroethane	Chloroform	Chloromethane	Dibromochloromethane	1,2-Dichlorobenzene	1,3-Dichlorobenzene	1,4-Dichlorobenzene	Dichlorodifluoromethane	1,1-DCA	1,1-DCE	cis- 1,2-DCE	trans- 1,2-DCE	1,2-Dichloropropane	cis-1,3-Dichloropropene	trans-1,3-Dichloropropene
	(µg/l)	(µg/l)	(µg/l)	(µg/l)	(µg/l)	(µg/l)	(µg/l)	(µg/l)	(µg/l)	(µg/l)	(µg/l)	(µg/l)	(µg/l)	(µg/l)	(µg/l)
MW-1															
07/20/99	--	--	--	--	3.9	--	--	--	2.0	--	3.6	--	0.92	--	--
03/31/00	--	--	--	--	6.2	--	--	--	--	--	--	--	--	--	--
04/04/01	--	--	--	--	4.6	--	--	--	--	--	3.4	--	--	--	--
07/17/01	--	--	--	--	18	--	--	--	--	--	--	--	--	--	--
07/18/02	1.1	--	--	--	5.8	--	1.3	--	--	--	1.3	--	--	--	--
07/07/03	--	--	--	--	--	--	--	--	--	--	ND<120	--	--	--	--
07/12/04	ND<10	ND<10	ND<10	ND<10	ND<2	ND<2	ND<2	ND<10	ND<10	ND<10	ND<10	ND<10	ND<10	ND<10	ND<10
07/08/05	1.0	ND<0.50	ND<1.0	ND<0.50	9.0	ND<0.50	1.2	ND<1.0	1.3	ND<0.50	3.1	ND<0.50	ND<0.50	ND<0.50	ND<0.50
07/28/06	ND<0.50	ND<0.50	ND<0.50	ND<0.50	ND<0.50	ND<0.50	ND<0.50	ND<0.50	ND<0.50	ND<0.50	4.5	ND<0.50	ND<0.50	ND<0.50	ND<0.50
07/19/07	ND<50	ND<50	ND<50	ND<50	ND<50	ND<50	ND<50	ND<50	ND<50	ND<50	ND<50	ND<50	ND<50	ND<50	ND<50
MW-5															
01/06/03	--	--	--	--	--	--	--	--	--	--	ND<0.50	--	--	--	--
MW-7															
01/06/03	--	--	--	--	--	--	--	--	--	--	ND<50	--	--	--	--

Table 2 c
ADDITIONAL HISTORIC ANALYTICAL RESULTS
76 Station 1156

Date Sampled	Hexachlorobutadiene	Methylene chloride	Naphthalene	n-Propylbenzene	1,1,2,2-Tetrachloroethane	Tetrachloroethene (PCE)	Trichlorotrifluoroethane	1,2,4-Trichlorobenzene	1,1,1-Trichloroethane	1,1,2-Trichloroethane	Trichloroethene (TCE)	Trichlorofluoromethane	1,2,4-Trimethylbenzene	1,3,5-Trimethylbenzene	Vinyl chloride
	(µg/l)	(µg/l)	(µg/l)	(µg/l)	(µg/l)	(µg/l)	(µg/l)	(µg/l)	(µg/l)	(µg/l)	(µg/l)	(µg/l)	(µg/l)	(µg/l)	(µg/l)
MW-1															
07/20/99	--	--	600	--	--	--	--	--	--	--	--	--	--	--	--
09/28/99	--	--	534	--	--	--	--	--	--	--	--	--	1240	318	--
01/07/00	--	--	1050	371	--	--	--	--	--	--	--	--	2210	597	--
03/31/00	--	--	140	--	--	--	--	--	--	--	--	--	--	--	--
07/14/00	--	--	690	--	--	334	--	--	--	--	--	--	--	--	--
10/03/00	--	--	361	--	--	--	--	--	--	--	--	--	--	--	--
01/03/01	--	--	400	--	--	--	--	--	--	--	--	--	--	--	--
04/04/01	--	--	490	--	--	--	--	--	--	--	--	--	--	--	--
07/17/01	--	--	740	--	--	--	--	--	--	--	--	--	--	--	--
07/18/02	--	--	910	--	--	ND<0.60	--	--	--	--	--	--	--	--	--
07/07/03	--	--	850	--	--	ND<120	--	--	--	--	--	--	--	--	--
07/12/04	ND<2	ND<20	450	--	ND<10	ND<10	ND<10	ND<2	ND<10	ND<10	ND<10	ND<10	--	--	ND<10
07/08/05	ND<20	ND<5.0	250	--	ND<0.50	ND<0.50	ND<0.50	ND<20	ND<0.50	ND<0.50	0.73	ND<1.0	--	--	ND<0.50
07/28/06	--	ND<1.0	--	--	ND<0.50	ND<0.50	ND<0.50	--	ND<0.50	ND<0.50	ND<0.50	ND<0.50	--	--	ND<0.50
07/19/07	--	ND<100	--	--	ND<50	ND<50	ND<50	--	ND<50	ND<50	ND<50	ND<50	--	--	ND<50
MW-5															
01/06/03	--	--	ND<10	--	--	ND<0.50	--	--	--	--	--	--	--	--	--
MW-7															
01/06/03	--	--	ND<10	--	--	ND<50	--	--	--	--	--	--	--	--	--

Table 2 d
ADDITIONAL HISTORIC ANALYTICAL RESULTS
76 Station 1156

Date Sampled	Acena-phthene (µg/l)	Acena-phthylene (svoc) (µg/l)	Anthra-cene (µg/l)	Benzo[a]-anthracene (µg/l)	Benzo[a]-pyrene (µg/l)	Benzo[b]-fluor-anthene (µg/l)	Benzo-[g,h,l]-perylene (µg/l)	Benzo[k]-fluor-anthene (µg/l)	Benzoic Acid (µg/l)	Benzyl Alcohol (µg/l)	Bis(2-chloro-ethoxy) methane (µg/l)	Bis(2-chloro-ethyl) ether (µg/l)	Bis(2-chloro-isopropyl)-ether (µg/l)	Bis(2-ethyl-hexyl) phthalate (µg/l)	4-Bromo-phenyl phenyl ether (µg/l)
MW-1															
03/31/00	--	--	--	--	--	--	--	--	--	--	--	--	--	10	--
10/03/00	--	--	--	--	--	--	--	--	--	--	--	--	--	51.6	--
04/04/01	--	--	--	--	--	--	--	--	--	--	--	--	--	55	--
07/17/01	--	--	--	--	--	--	--	--	--	--	--	--	--	400	--
07/18/02	--	--	--	--	--	--	--	--	--	--	--	--	--	120	--
07/07/03	--	--	--	--	--	--	--	--	--	--	--	--	--	70	--
07/12/04	ND<2	--	ND<2	ND<2	ND<2	ND<2	ND<2	ND<2	--	--	--	--	--	ND<5	--
07/28/06	ND<10	ND<10	ND<10	ND<10	ND<10	ND<10	ND<10	ND<10	ND<50	ND<10	ND<10	ND<10	ND<10	33	ND<10
07/19/07	ND<2.2	ND<2.2	ND<2.2	ND<2.2	ND<2.2	ND<2.2	ND<2.2	ND<2.2	ND<11	ND<2.2	ND<2.2	ND<2.2	ND<2.2	ND<4.4	ND<2.2
MW-5															
01/06/03	--	--	--	--	--	--	--	--	--	--	--	--	--	ND<5.0	--
MW-7															
01/06/03	--	--	--	--	--	--	--	--	--	--	--	--	--	ND<5.0	--

Table 2 e
ADDITIONAL HISTORIC ANALYTICAL RESULTS
76 Station 1156

Date Sampled	Butyl benzyl phthalate (µg/l)	1-Chloro-3-methylphenol (µg/l)	4-Chloroaniline (µg/l)	2-Chloronaphthalene (µg/l)	2-Chlorophenol (µg/l)	4-Chlorophenyl phenyl ether (µg/l)	Chrysene (µg/l)	Dibenzo-[a,h]-anthracene (µg/l)	Dibenzo-furan (µg/l)	1,2-Dichlorobenzene (svoc) (µg/l)	1,3-Dichlorobenzene (svoc) (µg/l)	1,4-Dichlorobenzene (svoc) (µg/l)	3,3-Dichlorobenzidine (µg/l)	2,4-Dichlorophenol (µg/l)	Diethyl phthalate (µg/l)
MW-1															
07/12/04	--	--	--	--	--	--	ND<2	ND<3	--	--	--	--	--	--	--
07/28/06	ND<10	ND<25	ND<10	ND<10	ND<10	ND<10	ND<10	ND<15	ND<10	ND<10	ND<10	ND<10	ND<50	ND<10	ND<10
07/19/07	ND<2.2	ND<5.5	ND<2.2	ND<2.2	ND<2.2	ND<2.2	ND<2.2	ND<3.3	ND<2.2	ND<2.2	ND<2.2	ND<2.2	ND<11	ND<2.2	ND<2.2

Table 2 f
ADDITIONAL HISTORIC ANALYTICAL RESULTS
76 Station 1156

Date Sampled	2,4-Dimethylphenol (µg/l)	Dimethyl phthalate (µg/l)	Di-n-butyl phthalate (µg/l)	2,4-Dinitrophenol (µg/l)	2,4-Dinitrotoluene (µg/l)	2,6-Dinitrotoluene (µg/l)	Di-n-octyl phthalate (µg/l)	Fluoranthene (µg/l)	Fluorene (µg/l)	Hexachlorobenzene (µg/l)	HCBD (svoc) (µg/l)	Hexachlorocyclopentadiene (µg/l)	Hexachloroethane (µg/l)	Indeno-[1,2,3-c,d]pyrene (µg/l)	Isophorone (µg/l)
MW-1															
07/12/04	--	--	--	--	--	--	--	ND<2	ND<2	--	--	--	--	ND<2	--
07/28/06	ND<10	ND<10	ND<10	ND<50	ND<10	ND<10	ND<10	ND<10	ND<10	ND<10	ND<5.0	ND<10	ND<10	ND<10	ND<10
07/19/07	ND<2.2	ND<2.2	ND<2.2	ND<11	ND<2.2	ND<2.2	ND<2.2	ND<2.2	ND<2.2	ND<2.2	ND<1.1	ND<2.2	ND<2.2	ND<2.2	ND<2.2

Table 2 g
ADDITIONAL HISTORIC ANALYTICAL RESULTS
76 Station 1156

Date Sampled	2-Methyl-4,6-dinitrophenol (µg/l)	2-Methyl-naphthalene (µg/l)	2-Methyl-phenol (µg/l)	4-Methyl-phenol (µg/l)	Naphthalene (svoc) (µg/l)	2-Nitro-aniline (µg/l)	3-Nitro-aniline (µg/l)	4-Nitro-aniline (µg/l)	Nitro-benzene (µg/l)	2-Nitro-phenol (µg/l)	4-Nitro-phenol (µg/l)	N-nitrosodi-n-propyl-amine (µg/l)	N-Nitro-sodiphenyl-amine (µg/l)	Pentachloro-phenol (µg/l)	Phen-anthrene (µg/l)
MW-1															
07/20/99	--	240	--	27	--	--	--	--	--	--	--	--	--	--	--
09/28/99	--	87.4	26.4	35.6	--	--	--	--	--	--	--	--	--	--	--
01/07/00	--	315	--	--	--	--	--	--	--	--	--	--	--	--	--
03/31/00	--	73	31	18	--	--	--	--	--	--	--	--	--	--	--
07/14/00	--	300	--	--	--	--	--	--	--	--	--	--	--	--	--
10/03/00	--	98.1	--	28.9	--	--	--	--	--	--	--	--	--	--	--
01/03/01	--	180	--	--	--	--	--	--	--	--	--	--	--	--	--
04/04/01	--	78	--	--	--	--	--	--	--	--	--	--	--	--	--
07/17/01	--	290	47	25	--	--	--	--	--	--	--	--	--	--	--
07/18/02	--	420	13	25	--	--	--	--	--	--	--	--	--	--	--
07/07/03	--	260	ND<5.0	22	--	--	--	--	--	--	--	--	--	--	--
07/12/04	--	--	--	--	--	--	--	--	--	--	--	--	--	--	ND<2
07/28/06	--	280	ND<10	--	660	ND<10	ND<10	ND<25	ND<10	ND<10	ND<10	ND<10	ND<10	ND<50	ND<10
07/19/07	ND<11	230	29	--	770	ND<2.2	ND<2.2	ND<5.5	ND<2.2	ND<2.2	ND<2.2	ND<2.2	ND<2.2	ND<11	ND<2.2
MW-5															
01/06/03	--	ND<5.0	ND<5.0	ND<5.0	--	--	--	--	--	--	--	--	--	--	--
MW-7															
01/06/03	--	ND<5.0	ND<5.0	ND<5.0	--	--	--	--	--	--	--	--	--	--	--

Table 2 h
ADDITIONAL HISTORIC ANALYTICAL RESULTS
76 Station 1156

Date Sampled	Phenol (µg/l)	Pyrene (µg/l)	1,2,4- Trichloro- benzene (svoc) (µg/l)	2,4,6- Trichloro- phenol (µg/l)	2,4,5- Trichloro- phenol (µg/l)
MW-1					
07/12/04	--	ND<2	--	--	--
07/28/06	ND<10	ND<10	ND<10	ND<25	ND<25
07/19/07	ND<2.2	ND<2.2	ND<2.2	ND<5.5	ND<5.5