



RECEIVED

By loprojectop at 9:22 am, May 16, 2006

May 15, 2006

Denis L. Brown

Shell Oil Products US

HSE – Environmental Services

20945 S. Wilmington Ave.

Carson, CA 90810-1039

Tel (707) 865 0251

Fax (707) 865 2542

Email denis.l.brown@shell.com

Jerry Wickham
Alameda County Health Care Services Agency
1131 Harbor Bay Parkway, Suite 250
Alameda, CA 94502-6577

Re: First Quarter 2006 Groundwater Monitoring Report
Former Shell Service Station
4255 MacArthur Blvd.
Oakland, California
SAP Code 135701
Incident No. 98995758
RO 0486

Dear Mr. Wickham:

Attached for your review and comment is a copy of the *First Quarter 2006 Groundwater Monitoring Report* for the above referenced site. Upon information and belief, I declare, under penalty of perjury, that the information contained in the attached document is true and correct.

If you have any questions or concerns, please call me at (707) 865-0251.

Sincerely,

Denis L. Brown
Sr. Environmental Engineer

May 15, 2006

Jerry Wickham
Alameda County Health Care Services Agency
1131 Harbor Bay Parkway, Suite 250
Alameda, California 94502-6577

RECEIVED

By loprojectop at 9:22 am, May 16, 2006

Re: **First Quarter 2006 Groundwater Monitoring Report**
Former Shell-branded Service Station
4255 MacArthur Boulevard
Oakland, California
Incident #98995758
SAP Code 135701
Cambria Project #248-0524-002
RO0000486



Dear Mr. Wickham:

On behalf of Equilon Enterprises LLC dba Shell Oil Products US (Shell), Cambria Environmental Technology, Inc. (Cambria) is submitting this groundwater monitoring report in accordance with the reporting requirements of 23 CCR 2652d.

HYDROCARBON REMOVAL SUMMARY

Groundwater Extraction (GWE): Monthly GWE using a vacuum truck was conducted intermittently at the site from April 1999 until September 2003. Mobile GWE vacuum operations consist of lowering dedicated stingers into selected monitoring wells and extracting fluids using a vacuum truck. The volume of extracted fluid is recorded and used to calculate the quantity of aqueous-phase hydrocarbon removed from the subsurface. GWE was discontinued at the site after September 2003 due to low pumping volumes. Separate phase hydrocarbons were encountered in monitoring well MW-2 during the fourth quarter 2005 groundwater sampling event. As a result, Shell requested a resumption of monthly GWE from monitoring wells MW-2 and MW-3. To date, an estimated 15.3 pounds of liquid-phase hydrocarbons and 26.8 pounds of liquid-phase methyl tertiary-butyl ether (MTBE) have been removed from the site. Table 1 presents mobile GWE mass removal data.

**Cambria
Environmental
Technology, Inc.**

5900 Hollis Street
Suite A
Emeryville, CA 94608
Tel (510) 420-0700
Fax (510) 420-9170

Dual Phase Vapor Extraction (DVE): DVE is the process of applying high vacuum through an airtight well seal to simultaneously extract soil vapors from the vadose zone and enhance GWE from the saturated zone. For mobile DVE, a vacuum truck is used to create the vacuum and contain extracted fluids. Mobile DVE augmented hydrocarbon removal efforts from November 2000 to June 2001, from April 2002 through September 2003, and from July 2003 through September 2003. DVE was discontinued after September 2003 due to decreased mass removal. To date, the system has removed an estimated 26.4 pounds of vapor-phase hydrocarbons.



Separate Phase Hydrocarbons (SPH): SPH were observed periodically in wells MW-2 and MW-3 between 1994 and 1997. During that time, manual bailing removed an estimated total of 21.8 pounds of SPH from monitoring wells. SPH were observed in well MW-3 in the third quarter of 2002. During the fourth quarter of 2003, the first and third quarters of 2004, and the third quarter 2005, SPH were observed in wells MW-2 and MW-3. During the fourth quarter 2005 event, SPH were observed in MW-2.

The table below summarizes the aqueous-, separate-, and vapor-phase hydrocarbon removal data for the site.

Mass Removal	Cumulative MTBE (lbs)	Cumulative Hydrocarbons (lbs)
Aqueous-Phase	26.8	15.3
Vapor-Phase	0.3	26.4
Separate-Phase	0.0	21.8
Total	27.1	63.3

FIRST QUARTER 2006 ACTIVITIES

Groundwater Monitoring: Blaine Tech Services, Inc. (Blaine) of San Jose, gauged and sampled the site wells, calculated groundwater elevations, and compiled the gasoline constituents analytical data. Cambria prepared a vicinity map which includes previously submitted well survey information (Figure 1) and a groundwater elevation contour map (Figure 2). Blaine’s report, presenting the laboratory report and supporting field documents, is included as Attachment A.

Joint Groundwater Sampling: Cambria coordinated joint groundwater sampling with the adjacent 76 service station #1156, located at the corner of High Street and MacArthur Boulevard, and used the coordinated sampling data to determine the groundwater elevation contours shown on Figure 2. Attachment B presents the 76 groundwater monitoring data and analytical results tables.

Monitoring Well Installation Work Plan: Based on recommendations included in our December 14, 2005 *Subsurface Investigation Report*, Cambria submitted to Alameda County Health Care Services (ACHCSA) a March 24, 2006 work plan for installing one off-site (MW-6) and three on-site (MW-7 through MW-9) groundwater monitoring wells to complete the site's monitoring network.



ANTICIPATED SECOND QUARTER 2006 ACTIVITIES

Groundwater Monitoring: Blaine will gauge and sample all wells and tabulate the data Cambria will prepare a monitoring report.

Joint Groundwater Sampling: Cambria will continue to coordinate joint sampling with the adjacent 76 site and use the coordinated sampling data to determine groundwater elevation contours.

Monitoring Well Installations: ACHCSA approved Cambria's March 24, 2006 *Well Installation Work Plan* in an April 6, 2006 letter to Shell. The wells will be installed during second quarter 2006. The proposed well locations are included on Figure 2.

CLOSING

We appreciate the opportunity to work with you on this project. Please call David Gibbs at (510) 420-3363 if you have any questions or comments.

Sincerely,
Cambria Environmental Technology, Inc.



David M. Gibbs, P.G.
Project Geologist



Aubrey K. Cool, P.G.
Senior Project Geologist

Figures: 1 - Site Vicinity and Area Well Survey Map
2 - Groundwater Elevation Contour Map

Table: 1 - Groundwater Extraction – Mass Removal Data

Attachments: A - Blaine Groundwater Monitoring Report and Field Notes
B - 76 Service Station #1156 – Groundwater Monitoring Data and Analytical Results

cc: Denis Brown, Shell Oil Products US, 20945 S. Wilmington Ave., Carson, CA 90810
Roland C. Malone, Jr., PO Box 2744, Castro Valley, CA 94546
Kenneth Williams, MacArthur/High Trailer Park, c/o Bookkeeping, 332 Peyton Dr.,
Hayward, CA 94544
Thomas H. Kosel, ConocoPhillips Company, 76 Broadway, Sacramento, CA 95818

G:\Oakland 4255 MacArthur\QM\1q06\1q06qm.doc



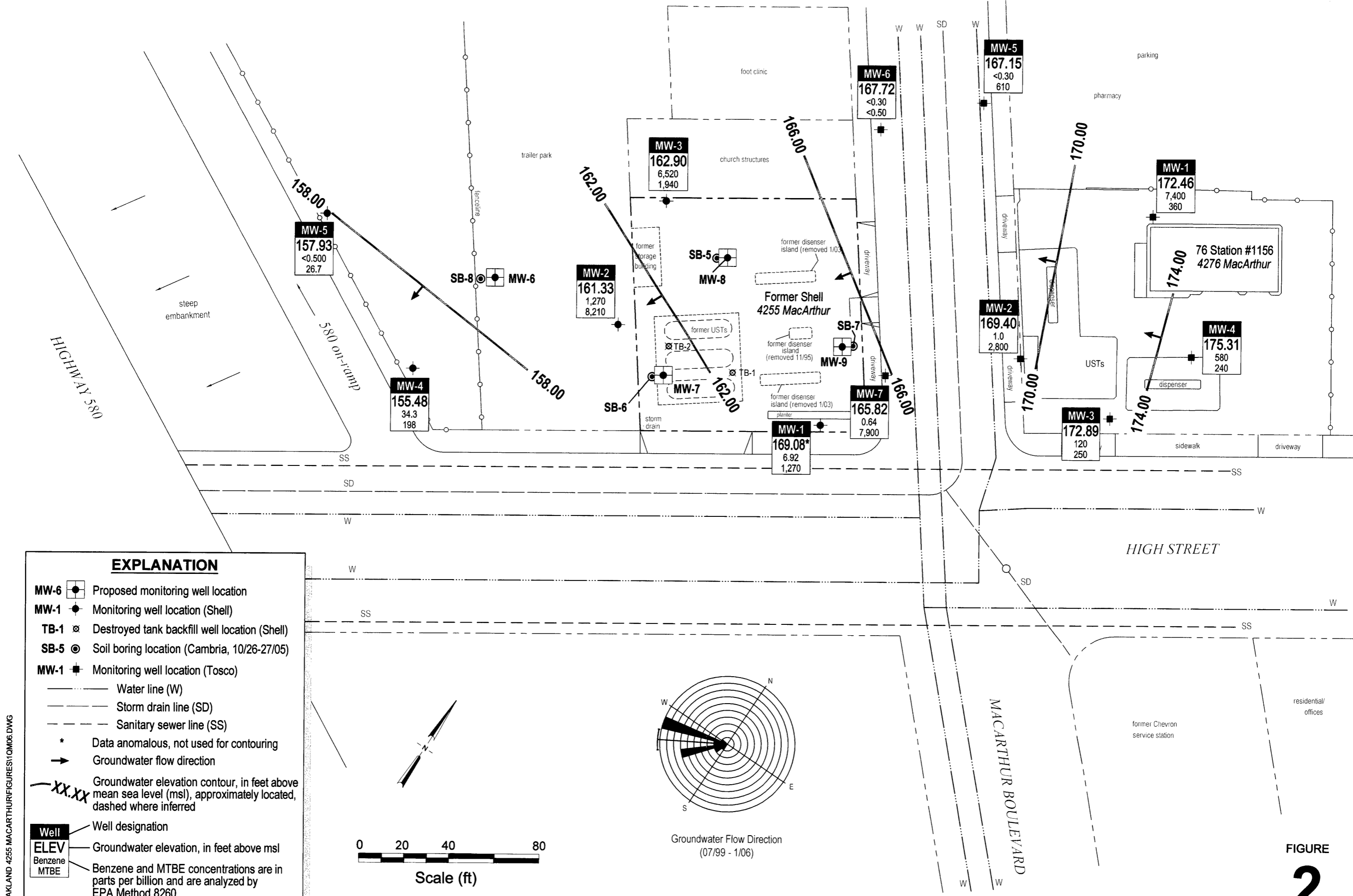
G:\OAKLAND 4255 MACARTHUR\FIGURES\VIC-WELL-SURVEY.A1

Former Shell Service Station
 4255 MacArthur Boulevard
 Oakland, California
 Incident No.98995758



C A M B R I A

**Site Vicinity and Area Well
 Survey Map**
 (1/2 Mile Radius)



EXPLANATION

- MW-6** [Symbol] Proposed monitoring well location
- MW-1** [Symbol] Monitoring well location (Shell)
- TB-1** [Symbol] Destroyed tank backfill well location (Shell)
- SB-5** [Symbol] Soil boring location (Cambria, 10/26-27/05)
- MW-1** [Symbol] Monitoring well location (Tosco)
- Water line (W)
- Storm drain line (SD)
- Sanitary sewer line (SS)
- * Data anomalous, not used for contouring
- Groundwater flow direction
- xx.xx Groundwater elevation contour, in feet above mean sea level (msl), approximately located, dashed where inferred
- Well** [Symbol] Well designation
- ELEV** [Symbol] Groundwater elevation, in feet above msl
- Benzene** [Symbol] Benzene and MTBE concentrations are in parts per billion and are analyzed by EPA Method 8260.
- MTBE** [Symbol]

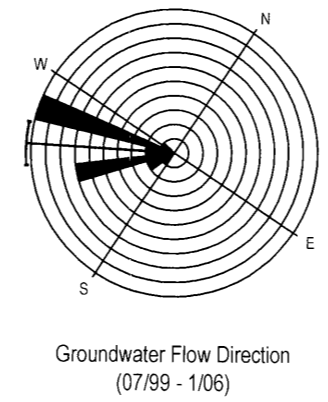
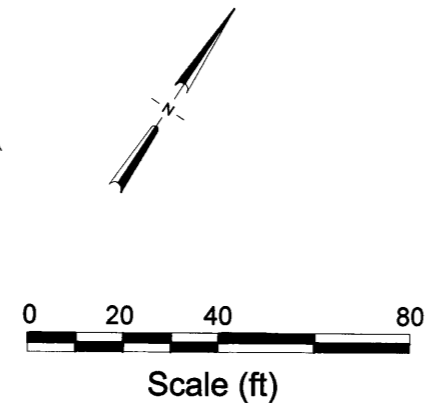


FIGURE 2

Former Shell Service Station

4255 MacArthur Boulevard
Oakland, California
Incident No. 98995758

G:\OAKLAND 4255 MACARTHUR\FIGURES\1\0106.DWG

Table 1: Groundwater Extraction - Mass Removal Data - Shell-branded Service Station, Incident #98995758, 4255 MacArthur Boulevard, Oakland, CA

Date Purged	Well ID	Volume Pumped (gal)	Cumulative Volume Pumped (gal)	Date Sampled	<u>TPPH</u>			<u>Benzene</u>			<u>MTBE</u>		
					TPPH Concentration (ppb)	TPPH Removed (lb)	TPPH Removed To Date (lb)	Benzene Concentration (ppb)	Benzene Removed (lb)	Benzene Removed to Date (lb)	MTBE Concentration (ppb)	MTBE Removed (lb)	MTBE Removed To Date (lb)
04/23/99	MW-2	200	200	04/13/98	180,000	0.30040	0.30040	2,800	0.00467	0.00467	71,000	0.11849	0.11849
05/24/99	MW-2	200	400	04/13/98	180,000	0.30040	0.60079	2,800	0.00467	0.00935	71,000	0.11849	0.23698
06/28/99	MW-2	200	600	04/13/98	180,000	0.30040	0.90119	2,800	0.00467	0.01402	71,000	0.11849	0.35547
07/30/99	MW-2	200	800	07/23/99	65,800	0.10981	1.01100	6,500	0.01085	0.02487	46,600	0.07777	0.43324
08/24/99	MW-2	100	900	07/23/99	65,800	0.05491	1.06591	6,500	0.00542	0.03029	46,600	0.03888	0.47212
10/29/99	MW-2	100	1,000	07/23/99	65,800	0.05491	1.12081	6,500	0.00542	0.03571	46,600	0.03888	0.51101
11/30/99	MW-2	100	1,100	07/23/99	65,800	0.05491	1.17572	6,500	0.00542	0.04114	46,600	0.03888	0.54989
02/02/00	MW-2	200	1,300	01/17/00	46,000	0.07677	1.25249	6,000	0.01001	0.05115	31,000	0.05174	0.60163
11/16/00	MW-2	150	1,450	10/12/00	63,200	0.07910	1.33159	5,840	0.00731	0.05846	66,600	0.08336	0.68499
02/23/01	MW-2	200	1,650	01/15/01	59,700	0.09963	1.43122	2,630	0.00439	0.06285	5,080	0.00848	0.69347
03/14/01	MW-2	300	1,950	01/15/01	59,700	0.14945	1.58067	2,630	0.00658	0.06943	5,080	0.01272	0.70618
04/20/01*	MW-2	200	2,150	04/09/01	56,900	0.09496	1.67563	1,860	0.00310	0.07254	46,600	0.07777	0.78395
05/30/01	MW-2	200	2,350	04/09/01	56,900	0.09496	1.77059	1,860	0.00310	0.07564	46,600	0.07777	0.86172
06/12/01	MW-2	100	2,450	04/09/01	56,900	0.04748	1.81807	1,860	0.00155	0.07719	46,600	0.03888	0.90061
11/06/01	MW-2	1,350	3,800	10/31/01	45,000	0.50692	2.32499	2,200	0.02478	0.10198	29,000	0.32668	1.22729
11/23/01	MW-2	1,000	4,800	10/31/01	45,000	0.37550	2.70048	2,200	0.01836	0.12033	29,000	0.24199	1.46927
12/04/01	MW-2	20	4,820	10/31/01	45,000	0.00751	2.70799	2,200	0.00037	0.12070	29,000	0.00484	1.47411
12/20/01	MW-2	50	4,870	10/31/01	45,000	0.01877	2.72677	2,200	0.00092	0.12162	29,000	0.01210	1.48621
01/14/02	MW-2	10	4,880	01/10/02	28,000	0.00234	2.72911	840	0.00007	0.12169	32,000	0.00267	1.48888
02/11/02	MW-2	62	4,942	01/10/02	28,000	0.01449	2.74359	840	0.00043	0.12212	32,000	0.01656	1.50544
02/25/02	MW-2	100	5,042	01/10/02	28,000	0.02336	2.76696	840	0.00070	0.12282	32,000	0.02670	1.53214
03/08/02*	MW-2	125	5,167	01/10/02	28,000	0.02921	2.79616	840	0.00088	0.12370	32,000	0.03338	1.56552
03/22/02	MW-2	125	5,292	01/10/02	28,000	0.02921	2.82537	840	0.00088	0.12458	32,000	0.03338	1.59890
04/10/02	MW-2	53	5,345	01/10/02	28,000	0.01238	2.83775	840	0.00037	0.12495	32,000	0.01415	1.61305
04/16/02	MW-2	100	5,445	01/10/02	28,000	0.02336	2.86111	840	0.00070	0.12565	32,000	0.02670	1.63975
04/24/02	MW-2	100	5,545	01/10/02	28,000	0.02336	2.88448	840	0.00070	0.12635	32,000	0.02670	1.66645
05/08/02	MW-2	29	5,574	04/25/02	41,000	0.00992	2.89440	1,900	0.00046	0.12681	17,000	0.00411	1.67057
05/22/02	MW-2	300	5,874	04/25/02	41,000	0.10264	2.99703	1,900	0.00476	0.13157	17,000	0.04256	1.71312
05/29/02	MW-2	122	5,996	04/25/02	41,000	0.04174	3.03877	1,900	0.00193	0.13350	17,000	0.01731	1.73043

Table 1: Groundwater Extraction - Mass Removal Data - Shell-branded Service Station, Incident #98995758, 4255 MacArthur Boulevard, Oakland, CA

Date Purged	Well ID	Volume Pumped (gal)	Cumulative Volume Pumped (gal)	Date Sampled	TPPH			Benzene			MTBE		
					TPPH Concentration (ppb)	TPPH Removed (lb)	TPPH Removed To Date (lb)	Benzene Concentration (ppb)	Benzene Removed (lb)	Benzene Removed to Date (lb)	MTBE Concentration (ppb)	MTBE Removed (lb)	MTBE Removed To Date (lb)
06/05/02	MW-2	30	6,026	04/25/02	41,000	0.01026	3.04904	1,900	0.00048	0.13398	17,000	0.00426	1.73468
06/19/02	MW-2	500	6,526	04/25/02	41,000	0.17106	3.22010	1,900	0.00793	0.14190	17,000	0.07093	1.80561
06/26/02	MW-2	50	6,576	04/25/02	41,000	0.01711	3.23720	1,900	0.00079	0.14270	17,000	0.00709	1.81270
07/10/02	MW-2	900	7,476	04/25/02	41,000	0.30791	3.54511	1,900	0.01427	0.15696	17,000	0.12767	1.94037
07/17/02	MW-2	400	7,876	04/25/02	41,000	0.13685	3.68196	1,900	0.00634	0.16331	17,000	0.05674	1.99711
08/21/02	MW-2	100	7,976	07/18/02	87,000	0.07260	3.75455	2,000	0.00167	0.16498	19,000	0.01585	2.01297
08/27/02	MW-2	50	8,026	07/18/02	87,000	0.03630	3.79085	2,000	0.00083	0.16581	19,000	0.00793	2.02089
09/25/02	MW-2	178	8,204	07/18/02	87,000	0.12922	3.92007	2,000	0.00297	0.16878	19,000	0.02822	2.04912
10/22/02	MW-2	50	8,254	10/07/02	110,000	0.04589	3.96596	3,900	0.00163	0.17041	20,000	0.00834	2.05746
11/01/02	MW-2	152	8,406	10/07/02	110,000	0.13952	4.10548	3,900	0.00495	0.17535	20,000	0.02537	2.08283
11/02/02	MW-2	56	8,462	10/07/02	110,000	0.05140	4.15688	3,900	0.00182	0.17718	20,000	0.00935	2.09217
01/13/03	MW-2	40	8,502	01/06/03	65,000	0.02170	4.17858	2,400	0.00080	0.17798	26,000	0.00868	2.10085
02/12/03	MW-2	0	8,502	01/06/03	65,000	0.00000	4.17858	2,400	0.00000	0.17798	26,000	0.00000	2.10085
03/12/03	MW-2	30	8,532	01/06/03	65,000	0.01627	4.19485	2,400	0.00060	0.17858	26,000	0.00651	2.10736
04/15/03	MW-2	70	8,602	04/07/03	57,000	0.03329	4.22814	1,900	0.00111	0.17969	37,000	0.02161	2.12897
07/22/03	MW-2	200	8,802	07/07/03	34,000	0.05674	4.28489	4,000	0.00668	0.18636	51,000	0.08511	2.21408
07/30/03	MW-2	125	8,927	07/07/03	34,000	0.03546	4.32035	4,000	0.00417	0.19054	51,000	0.05320	2.26728
08/05/03	MW-2	175	9,102	07/07/03	34,000	0.04965	4.37000	4,000	0.00584	0.19638	51,000	0.07447	2.34175
08/19/03	MW-2	127	9,229	07/07/03	34,000	0.03603	4.40603	4,000	0.00424	0.20062	51,000	0.05405	2.39580
09/02/03	MW-2	159	9,388	07/07/03	34,000	0.04511	4.45114	4,000	0.00531	0.20592	51,000	0.06766	2.46346
09/16/03	MW-2	156	9,544	07/07/03	34,000	0.04426	4.49540	4,000	0.00521	0.21113	51,000	0.06639	2.52985
09/30/03	MW-2	126	9,670	07/07/03	34,000	0.03575	4.53114	4,000	0.00421	0.21534	51,000	0.05362	2.58347
12/30/03	MW-2	126	9,796	07/07/03	34,000	0.03575	4.56689	4,000	0.00421	0.21954	51,000	0.05362	2.63709
12/15/05	MW-2	70	9,866	01/27/06	56,800	0.03318	4.60007	1,270	0.00074	0.22028	8,210	0.00480	2.64189
01/13/06	MW-2	90	9,956	01/27/06	56,800	0.04266	4.64272	1,270	0.00095	0.22124	8,210	0.00617	2.64805
02/11/06	MW-2	70	10,026	01/27/06	56,800	0.03318	4.67590	1,270	0.00074	0.22198	8,210	0.00480	2.65285
05/30/01	MW-3	50	50	04/09/01	33,800	0.01410	0.01410	7,100	0.00296	0.00296	13,000	0.00542	0.00542
06/12/01	MW-3	50	100	04/09/01	33,800	0.01410	0.02820	7,100	0.00296	0.00592	13,000	0.00542	0.01085

Table 1: Groundwater Extraction - Mass Removal Data - Shell-branded Service Station, Incident #98995758, 4255 MacArthur Boulevard, Oakland, CA

Date Purged	Well ID	Volume Pumped (gal)	Cumulative Volume Pumped (gal)	Date Sampled	<u>TPPH</u>			<u>Benzene</u>			<u>MTBE</u>		
					TPPH Concentration (ppb)	TPPH Removed (lb)	TPPH Removed To Date (lb)	Benzene Concentration (ppb)	Benzene Removed (lb)	Benzene Removed to Date (lb)	MTBE Concentration (ppb)	MTBE Removed (lb)	MTBE Removed To Date (lb)
08/27/02	MW-3	300	400	07/18/02	56,000	0.14019	0.16839	3,300	0.00826	0.01419	8,400	0.02103	0.03188
09/25/02	MW-3	200	600	07/18/02	56,000	0.09346	0.26185	3,300	0.00551	0.01969	8,400	0.01402	0.04589
10/22/02	MW-3	125	725	07/18/02	56,000	0.05841	0.32026	3,300	0.00344	0.02313	8,400	0.00876	0.05466
11/01/02	MW-3	100	825	07/18/02	56,000	0.04673	0.36698	3,300	0.00275	0.02589	8,400	0.00701	0.06166
11/02/02	MW-3	250	1,075	07/18/02	56,000	0.11682	0.48381	3,300	0.00688	0.03277	8,400	0.01752	0.07919
01/13/03	MW-3	60	1,135	01/06/03	57,000	0.02854	0.51234	3,200	0.00160	0.03437	5,100	0.00255	0.08174
02/12/03	MW-3	0	1,135	01/06/03	57,000	0.00000	0.51234	3,200	0.00000	0.03437	5,100	0.00000	0.08174
03/12/03	MW-3	52	1,187	01/06/03	57,000	0.02473	0.53708	3,200	0.00139	0.03576	5,100	0.00221	0.08395
04/15/03	MW-3	14	1,201	04/07/03	57,000	0.00666	0.54373	6,200	0.00072	0.03649	8,200	0.00096	0.08491
07/22/03	MW-3	66	1,267	07/07/03	28,000	0.01542	0.55916	4,900	0.00270	0.03919	7,900	0.00435	0.08926
07/30/03	MW-3	156	1,423	07/07/03	28,000	0.03645	0.59560	4,900	0.00638	0.04556	7,900	0.01028	0.09955
08/05/03	MW-3	74	1,497	07/07/03	28,000	0.01729	0.61289	4,900	0.00303	0.04859	7,900	0.00488	0.10442
08/19/03	MW-3	127	1,624	07/07/03	28,000	0.02967	0.64257	4,900	0.00519	0.05378	7,900	0.00837	0.11280
09/02/03	MW-3	100	1,724	07/07/03	28,000	0.02336	0.66593	4,900	0.00409	0.05787	7,900	0.00659	0.11939
09/16/03	MW-3	100	1,824	07/07/03	28,000	0.02336	0.68929	4,900	0.00409	0.06196	7,900	0.00659	0.12598
09/30/03	MW-3	126	1,950	07/07/03	28,000	0.02944	0.71873	4,900	0.00515	0.06711	7,900	0.00831	0.13429
12/15/05	MW-3	38	1,988	01/27/06	38,500	0.01221	0.73094	6,520	0.00207	0.06918	1,940	0.00062	0.13490
01/13/06	MW-3	66	2,054	01/27/06	38,500	0.02120	0.75214	6,520	0.00359	0.07277	1,940	0.00107	0.13597
02/11/06	MW-3	36	2,090	01/27/06	38,500	0.01157	0.76371	6,520	0.00196	0.07473	1,940	0.00058	0.13655
09/05/01	TB-1	300	300	10/31/01	1,000	0.00250	0.00250	85	0.00021	0.00021	4,100	0.01026	0.01026
09/19/01	TB-1	1,400	1,700	10/31/01	1,000	0.01168	0.01419	85	0.00099	0.00121	4,100	0.04790	0.05816
10/16/01	TB-1	1,200	2,900	10/31/01	1,000	0.01001	0.02420	85	0.00085	0.00206	4,100	0.04105	0.09921
04/16/02	TB-1	1,111	4,011	10/31/01	5,000	0.04635	0.07055	410	0.00380	0.00586	9,000	0.08344	0.18265
04/23/99	TB-2	4,800	4,800	08/24/99	6,240	0.24993	0.24993	400	0.01602	0.01602	86,100	3.44856	3.44856
05/24/99	TB-2	4,800	9,600	08/24/99	6,240	0.24993	0.49986	400	0.01602	0.03204	86,100	3.44856	6.89711
06/28/99	TB-2	4,800	14,400	08/24/99	6,240	0.24993	0.74979	400	0.01602	0.04806	86,100	3.44856	10.34567
07/30/99	TB-2	4,800	19,200	08/24/99	6,240	0.24993	0.99972	400	0.01602	0.06408	86,100	3.44856	13.79422

Table 1: Groundwater Extraction - Mass Removal Data - Shell-branded Service Station, Incident #98995758, 4255 MacArthur Boulevard, Oakland, CA

Date Purged	Well ID	Volume Pumped (gal)	Cumulative Volume Pumped (gal)	Date Sampled	<u>TPPH</u>			<u>Benzene</u>			<u>MTBE</u>		
					TPPH Concentration (ppb)	TPPH Removed (lb)	TPPH Removed To Date (lb)	Benzene Concentration (ppb)	Benzene Removed (lb)	Benzene Removed to Date (lb)	MTBE Concentration (ppb)	MTBE Removed (lb)	MTBE Removed To Date (lb)
08/24/99	TB-2	2,400	21,600	08/24/99	6,240	0.12497	1.12469	400	0.00801	0.07210	86,100	1.72428	15.51850
10/29/99	TB-2	2,255	23,855	10/29/99	7,460	0.14037	1.26506	656	0.01234	0.08444	442	0.00832	15.52682
11/30/99	TB-2	3,800	27,655	10/29/99	7,460	0.23655	1.50160	656	0.02080	0.10524	442	0.01402	15.54083
02/02/00	TB-2	4,500	32,155	01/31/00	2,070	0.07773	1.57933	108	0.00406	0.10930	6,550	0.24595	15.78678
11/16/00	TB-2	974	33,129	11/16/00	107,000	0.86963	2.44896	3,390	0.02755	0.13685	16,800	0.13654	15.92332
02/23/01	TB-2	2,506	35,635	02/23/01	80,600	1.68542	4.13439	2,410	0.05040	0.18724	38,100	0.79671	16.72003
03/14/01	TB-2	1,075	36,710	02/23/01	80,600	0.72300	4.85738	2,410	0.02162	0.20886	38,100	0.34176	17.06179
04/20/01*	TB-2	1,760	38,470	04/09/01	46,600	0.68437	5.54175	1,240	0.01821	0.22707	31,300	0.45967	17.52147
05/30/01	TB-2	2,100	40,570	04/09/01	46,600	0.81658	6.35833	1,240	0.02173	0.24880	31,300	0.54847	18.06994
06/12/01	TB-2	2,400	42,970	04/09/01	46,600	0.93323	7.29156	1,240	0.02483	0.27363	31,300	0.62683	18.69677
08/07/01	TB-2	2,510	43,080	07/24/01	11,000	0.23039	7.52195	630	0.01319	0.28683	11,000	0.23039	18.92716
08/21/01	TB-2	2,700	45,670	07/24/01	11,000	0.24783	7.76978	630	0.01419	0.30102	11,000	0.24783	19.17499
09/05/01	TB-2	2,100	45,180	07/24/01	11,000	0.19275	7.96253	630	0.01104	0.31206	11,000	0.19275	19.36774
09/19/01	TB-2	1,500	47,170	07/24/01	11,000	0.13768	8.10022	630	0.00789	0.31995	11,000	0.13768	19.50542
10/16/01	TB-2	1,750	46,930	07/24/01	11,000	0.16063	8.26085	630	0.00920	0.32915	11,000	0.16063	19.66605
11/06/01	TB-2	1,500	48,670	10/31/01	7,500	0.09387	8.35472	530	0.00663	0.33578	2,500	0.03129	19.69734
11/23/01	TB-2	1,500	48,430	10/31/01	7,500	0.09387	8.44859	530	0.00663	0.34241	2,500	0.03129	19.72863
10/04/01	TB-2	2,900	51,570	10/31/01	7,500	0.18149	8.63008	530	0.01283	0.35524	2,500	0.06050	19.78913
12/20/01	TB-2	2,950	51,380	10/31/01	7,500	0.18462	8.81470	530	0.01305	0.36829	2,500	0.06154	19.85067
01/14/02	TB-2	2,542	54,112	01/10/02	<5,000	0.05303	8.86773	480	0.01018	0.37847	12,000	0.25454	20.10521
02/11/02	TB-2	1,300	52,680	01/10/02	<5,000	0.02712	8.89485	480	0.00521	0.38367	12,000	0.13017	20.23538
02/25/02	TB-2	2,400	56,512	01/10/02	<5,000	0.05007	8.94492	480	0.00961	0.39329	12,000	0.24032	20.47570
03/08/02*	TB-2	3,052	55,732	01/10/02	<5,000	0.06367	9.00858	480	0.01222	0.40551	12,000	0.30560	20.78130
03/22/02	TB-2	2,234	58,746	01/10/02	<5,000	0.04660	9.05519	480	0.00895	0.41446	12,000	0.22370	21.00499
04/10/02	TB-2	2,156	57,888	01/10/02	<5,000	0.04498	9.10016	480	0.00864	0.42309	12,000	0.21589	21.22088
04/24/02	TB-2	1,308	60,054	01/10/02	<5,000	0.02729	9.12745	480	0.00524	0.42833	12,000	0.13097	21.35185
05/08/02	TB-2	1,400	59,288	04/27/02	4,700	0.05491	9.18235	470	0.00549	0.43382	7,400	0.08645	21.43830
05/22/02	TB-2	1,707	61,761	04/27/02	4,700	0.06695	9.24930	470	0.00669	0.44052	7,400	0.10540	21.54370
05/29/02	TB-2	900	60,188	04/27/02	4,700	0.03530	9.28460	470	0.00353	0.44405	7,400	0.05557	21.59928

Table 1: Groundwater Extraction - Mass Removal Data - Shell-branded Service Station, Incident #98995758, 4255 MacArthur Boulevard, Oakland, CA

Date Purged	Well ID	Volume Pumped (gal)	Cumulative Volume Pumped (gal)	Date Sampled	TPPH			Benzene			MTBE		
					TPPH Concentration (ppb)	TPPH Removed (lb)	TPPH Removed To Date (lb)	Benzene Concentration (ppb)	Benzene Removed (lb)	Benzene Removed to Date (lb)	MTBE Concentration (ppb)	MTBE Removed (lb)	MTBE Removed To Date (lb)
06/05/02	TB-2	1,615	63,376	04/27/02	4,700	0.06334	9.34793	470	0.00633	0.45038	7,400	0.09972	21.69900
06/19/02	TB-2	400	60,588	04/27/02	4,700	0.01569	9.36362	470	0.00157	0.45195	7,400	0.02470	21.72370
06/26/02	TB-2	1,027	64,403	04/27/02	4,700	0.04028	9.40390	470	0.00403	0.45598	7,400	0.06342	21.78712
07/10/02	TB-2	165	60,753	04/27/02	4,700	0.00647	9.41037	470	0.00065	0.45662	7,400	0.01019	21.79730
07/17/02	TB-2	315	64,718	04/27/02	4,700	0.01235	9.42272	470	0.00124	0.45786	7,400	0.01945	21.81676
08/21/02	TB-2	634	61,387	07/18/02	7,500	0.03968	9.46240	630	0.00333	0.46119	44,000	0.23277	22.04953
08/27/02	TB-2	34	64,752	07/18/02	7,500	0.00213	9.46453	630	0.00018	0.46137	44,000	0.01248	22.06201
09/25/02	TB-2	1,200	62,587	07/18/02	7,500	0.07510	9.53963	630	0.00631	0.46768	44,000	0.44058	22.50259
10/22/02	TB-2	1,520	66,272	10/07/02	<10,000	0.06342	9.60305	580	0.00736	0.47504	30,000	0.38050	22.88310
11/01/02	TB-2	1,952	64,539	10/07/02	<10,000	0.08144	9.68449	580	0.00945	0.48448	30,000	0.48865	23.37174
11/02/02	TB-2	2,000	68,272	10/07/02	<10,000	0.08344	9.76793	580	0.00968	0.49416	30,000	0.50066	23.87240
01/13/03	TB-2	2,616	67,155	01/06/03	120	0.00262	9.77055	4.8	0.00010	0.49427	220	0.00480	23.87721
02/12/03	TB-2	0	68,272	01/06/03	120	0.00000	9.77055	4.8	0.00000	0.49427	220	0.00000	23.87721
Total Gallons Extracted:			110,984	Total Pounds Removed:			15.28071	Total Pounds Removed:			0.79683	26.84926	
				Total Gallons Removed:			2.50503				0.10916	4.33053	

Abbreviations & Notes:

TPPH = Total purgeable hydrocarbons as gasoline, analyzed by EPA Method 8015

MtBE = Methyl tert-butyl ether by EPA Method 8020; MTBE results in bold are analyzed by EPA Method 8260

ppb = Parts per billion

lb = Pound

gal = Gallon

* Purge volumes estimated

Individual purge volumes are estimated based on a total volume pumped at each groundwater extraction event

Mass removed based on the formula: volume extracted (gal) x Concentration (µg/L) x (g/10⁶µg) x (pound/453.6g) x (3.785 L/gal)

Volume removal data based on the formula: density (in gms/cc) x 9.339 (ccxlbs/gmsxgals)

Benzene analyzed by EPA Method 8020

ATTACHMENT A
Blaine Groundwater Monitoring Report
and Field Notes

BLAINE
TECH SERVICES INC.

GROUNDWATER SAMPLING SPECIALISTS
SINCE 1985

March 6, 2006

Denis Brown
Shell Oil Products US
20945 South Wilmington Avenue
Carson, CA 90810

First Quarter 2006 Groundwater Monitoring at
Shell-branded Service Station
4255 MacArthur Boulevard
Oakland, CA

Monitoring performed on January 27, 2006

Groundwater Monitoring Report **060127-PC-1**

This report covers the routine monitoring of groundwater wells at this Shell-branded facility. In accordance with standard procedures that conform to Regional Water Quality Control Board requirements, routine field data collection includes depth to water, total well depth, thickness of any separate immiscible layer, water column volume, calculated purge volume (if applicable), elapsed evacuation time (if applicable), total volume of water removed (if applicable), and standard water parameter instrument readings. Sample material is collected, contained, stored, and transported to the laboratory in conformance with EPA standards. Purgewater (if applicable) is, likewise, collected and transported to the Martinez Refining Company.

Basic field information is presented alongside analytical values excerpted from the laboratory report in the cumulative table of **WELL CONCENTRATIONS**. The full analytical report for the most recent samples and the field data sheets are attached to this report.

At a minimum, Blaine Tech Services, Inc. field personnel are certified on completion of a forty hour Hazardous Materials and Emergency Response training course per 29 CFR 1910.120. Field personnel are also enrolled in annual eight-hour refresher courses.

Blaine Tech Services, Inc. conducts sampling and documentation assignments of this type as an independent third party. Our activities at this site consisted of objective data and sample collection only. No interpretation of analytical results, defining of hydrological conditions or formulation of recommendations was performed.

Please call if you have any questions.

Yours truly,

Mike Ninokata
Project Coordinator

MN/ks

attachments: Cumulative Table of WELL CONCENTRATIONS
Certified Analytical Report
Field Data Sheets

cc: Anni Kreml
Cambria Environmental Technology, Inc.
5900 Hollis Street, Suite A
Emeryville, CA 94608

WELL CONCENTRATIONS
Shell-branded Service Station
4255 MacArthur Boulevard
Oakland, CA

Well ID	Date	TPPH (ug/L)	B (ug/L)	T (ug/L)	E (ug/L)	X (ug/L)	MTBE 8020 (ug/L)	MTBE 8260 (ug/L)	DIPE (ug/L)	ETBE (ug/L)	TAME (ug/L)	TBA (ug/L)	Ethanol (ug/L)	TOC (MSL)	Depth to Water (ft.)	Depth to SPH (ft.)	GW Elevation (MSL)	SPH Thickness (ft.)	DO Reading (ppm)	ORP Reading (mV)
MW-1	11/17/1993	410	21	11	7.9	47	NA	NA	NA	NA	NA	NA	NA	175.79	8.59	NA	167.20	NA	NA	NA
MW-1	01/20/1994	1,200	180	19	48	47	NA	NA	NA	NA	NA	NA	NA	175.79	8.22	NA	167.57	NA	NA	NA
MW-1	04/25/1994	3,100	610	<10	130	27	NA	NA	NA	NA	NA	NA	NA	175.79	7.63	NA	168.16	NA	NA	NA
MW-1	07/07/1994	2,400	1,000	10	250	20	NA	NA	NA	NA	NA	NA	NA	175.79	8.31	NA	167.48	NA	NA	NA
MW-1	10/27/1994	2,200	500	3.1	72	1.8	NA	NA	NA	NA	NA	NA	NA	175.79	8.84	NA	166.95	NA	NA	NA
MW-1	11/17/1994	NA	NA	NA	NA	NA	NA	NA	NA	NA	NA	NA	NA	175.79	7.60	NA	168.19	NA	NA	NA
MW-1	11/28/1994	NA	NA	NA	NA	NA	NA	NA	NA	NA	NA	NA	NA	175.79	7.56	NA	168.23	NA	NA	NA
MW-1	01/13/1995	570	75	2.5	6.7	11	NA	NA	NA	NA	NA	NA	NA	175.79	7.11	NA	168.68	NA	NA	NA
MW-1	04/12/1995	1,800	480	<5.0	79	<5.0	NA	NA	NA	NA	NA	NA	NA	175.79	7.08	NA	168.71	NA	NA	NA
MW-1	07/25/1995	120	15	1.1	2.1	2.9	NA	NA	NA	NA	NA	NA	NA	175.79	7.73	NA	168.06	NA	NA	NA
MW-1 (D)	07/25/1995	300	88	2.4	11	6.5	NA	NA	NA	NA	NA	NA	NA	175.79	7.73	NA	168.06	NA	NA	NA
MW-1	10/18/1995	130	9.5	0.8	1.3	1.7	NA	NA	NA	NA	NA	NA	NA	175.79	8.42	NA	167.37	NA	NA	NA
MW-1 (D)	10/18/1995	120	11	0.8	1.4	1.8	NA	NA	NA	NA	NA	NA	NA	175.79	8.42	NA	167.37	NA	NA	NA
MW-1	01/17/1996	250	22	0.9	1.6	2.3	NA	NA	NA	NA	NA	NA	NA	175.79	7.83	NA	167.96	NA	NA	NA
MW-1	04/25/1996	<50	4.6	<0.5	<0.5	0.6	500b	NA	NA	NA	NA	NA	NA	175.79	7.35	NA	168.44	NA	NA	NA
MW-1	07/17/1996	<250	15	<2.5	<2.5	<2.5	540	NA	NA	NA	NA	NA	NA	175.79	7.70	NA	168.09	NA	NA	NA
MW-1	10/01/1996	1,200	500	12	57	82	1,900	NA	NA	NA	NA	NA	NA	175.79	8.07	NA	167.72	NA	NA	NA
MW-1	01/22/1997	640	170	4.3	33	33	1,200	NA	NA	NA	NA	NA	NA	175.79	7.21	NA	168.58	NA	NA	NA
MW-1	04/08/1997	<200	34	<2.0	3.3	4.3	950	NA	NA	NA	NA	NA	NA	175.79	7.75	NA	168.04	NA	NA	NA
MW-1 (D)	04/08/1997	<200	66	<2.0	6.4	8	740	NA	NA	NA	NA	NA	NA	175.79	7.75	NA	168.04	NA	NA	NA
MW-1	07/08/1997	190	49	1.2	5.8	8.6	560	NA	NA	NA	NA	NA	NA	175.79	8.01	NA	167.78	NA	NA	NA
MW-1	10/08/1997	<100	7	<1.0	<1.0	<1.0	620	NA	NA	NA	NA	NA	NA	175.79	8.10	NA	167.69	NA	NA	NA
MW-1	01/09/1998	970	390	12	48	71	1,200	NA	NA	NA	NA	NA	NA	175.79	7.14	NA	168.65	NA	NA	NA
MW-1	04/13/1998	<50	136	<0.50	1.5	1.8	170	NA	NA	NA	NA	NA	NA	175.79	6.78	NA	169.01	NA	NA	NA
MW-1	07/17/1998	2,500	750	11	88	67	150	NA	NA	NA	NA	NA	NA	175.79	7.28	NA	168.51	NA	NA	NA
MW-1	10/02/1998	8,000	970	36	270	440	35	NA	NA	NA	NA	NA	NA	175.79	7.77	NA	168.02	NA	NA	NA
MW-1	02/03/1999	210	56	0.82	<0.50	3.2	220	NA	NA	NA	NA	NA	NA	175.79	7.45	NA	168.34	NA	1.4	NA
MW-1	04/29/1999	<50	4.5	<0.50	0.56	<0.50	140	196	NA	NA	NA	NA	NA	175.79	7.58	NA	168.21	NA	1.2	140
MW-1	07/23/1999	<50.0	<0.500	<0.500	<0.500	<0.500	120	111*	NA	NA	NA	NA	NA	175.79	8.51	NA	167.28	NA	1.0	NA
MW-1	11/01/1999	<50.0	<0.500	<0.500	<0.500	<0.500	2.90	NA	NA	NA	NA	NA	NA	175.79	8.30	NA	167.49	NA	1.4	-71
MW-1	01/17/2000	<50	<0.50	<0.50	<0.50	<0.50	3.30	NA	NA	NA	NA	NA	NA	175.79	8.04	NA	167.75	NA	16.9	64
MW-1	04/17/2000	<50.0	1.08	<0.500	<0.500	<0.500	<2.50	NA	NA	NA	NA	NA	NA	175.79	8.00	NA	167.79	NA	1.8	112

WELL CONCENTRATIONS
Shell-branded Service Station
4255 MacArthur Boulevard
Oakland, CA

Well ID	Date	TPPH (ug/L)	B (ug/L)	T (ug/L)	E (ug/L)	X (ug/L)	MTBE 8020 (ug/L)	MTBE 8260 (ug/L)	DIPE (ug/L)	ETBE (ug/L)	TAME (ug/L)	TBA (ug/L)	Ethanol (ug/L)	TOC (MSL)	Depth to Water (ft.)	Depth to SPH (ft.)	GW Elevation (MSL)	SPH Thickness (ft.)	DO Reading (ppm)	ORP Reading (mV)
MW-1	07/26/2000	125	54.3	2.16	5.45	9.86	33.1	NA	NA	NA	NA	NA	NA	175.79	7.52	NA	168.27	NA	13.2	-140
MW-1	10/12/2000	101	40.7	2.68	3.00	5.18	25.0	NA	NA	NA	NA	NA	NA	175.79	7.71	NA	168.08	NA	>20	534
MW-1	01/15/2001	<50.0	0.633	<0.500	0.505	1.74	<2.50	NA	NA	NA	NA	NA	NA	175.79	7.33	NA	168.46	NA	16.9	-127
MW-1	04/09/2001	<50.0	<0.500	<0.500	<0.500	0.927	<2.50	NA	NA	NA	NA	NA	NA	175.79	7.68	NA	168.11	NA	12.8	-117
MW-1	07/24/2001	<50	4.0	0.65	0.53	1.3	NA	<5.0	NA	NA	NA	NA	NA	175.79	8.00	NA	167.79	NA	>20	43
MW-1	10/31/2001	<50	4.4	<0.50	<0.50	0.98	NA	<5.0	NA	NA	NA	NA	NA	175.79	7.94	NA	167.85	NA	13.6	123
MW-1	01/10/2002	<50	2.2	<0.50	<0.50	1.2	NA	6.1	NA	NA	NA	NA	NA	175.79	7.63	NA	168.16	NA	0.1	63
MW-1	04/25/2002	<50	2.0	<0.50	<0.50	<0.50	NA	<5.0	NA	NA	NA	NA	NA	175.79	7.76	NA	168.03	NA	0.3	54
MW-1	07/18/2002	<50	6.1	<0.50	<0.50	0.98	NA	<5.0	NA	NA	NA	NA	NA	175.79	8.29	NA	167.50	NA	1.1	32
MW-1	10/07/2002	500	17	14	11	60	NA	9.0	NA	NA	NA	NA	NA	175.76	8.34	NA	167.42	NA	2.8	-26
MW-1	01/06/2003	<50	12	<0.50	0.73	0.58	NA	14	NA	NA	NA	NA	NA	175.76	7.18	NA	168.58	NA	0.5	-22
MW-1	04/07/2003	<50	<0.50	<0.50	<0.50	<1.0	NA	12	NA	NA	NA	<5.0	NA	175.76	7.75	NA	168.01	NA	0.7	-24
MW-1	07/07/2003	<50	6.6	<0.50	<0.50	<1.0	NA	8.1	NA	NA	NA	<5.0	NA	175.76	7.75	NA	168.01	NA	0.5	16
MW-1	10/09/2003	<50	1.9	<0.50	<0.50	<1.0	NA	22	NA	NA	NA	<5.0	NA	175.76	8.45	NA	167.31	NA	0.7	80
MW-1	01/14/2004	<100	19	<1.0	<1.0	<2.0	NA	180	NA	NA	NA	63	NA	175.76	7.45	NA	168.31	NA	0.8	242
MW-1	04/28/2004	<50	2.1	<0.50	<0.50	<1.0	NA	110	NA	NA	NA	33	NA	175.76	8.25	NA	167.51	NA	0.5	64
MW-1	07/12/2004	<50	2.5	<0.50	<0.50	<1.0	NA	120	<2.0	<2.0	<2.0	26	<50	175.76	6.20	NA	169.56	NA	0.5	72
MW-1	10/25/2004	<500	<5.0	<5.0	<5.0	<10	NA	550	NA	NA	NA	240	NA	175.76	7.98	NA	167.78	NA	3.15	-72
MW-1	01/17/2005	<250	8.0	<2.5	<2.5	<5.0	NA	500	NA	NA	NA	310	NA	175.76	7.42	NA	168.34	NA	0.2	9
MW-1	04/06/2005	<250	<2.5	<2.5	<2.5	<5.0	NA	230	NA	NA	NA	330*	NA	175.76	8.15	NA	167.61	NA	2.49	143
MW-1	07/08/2005	<50	<0.50	<0.50	<0.50	<0.50	NA	380	<0.50	<0.50	<0.50	510	<5.0	175.76	7.45	NA	168.31	NA	1.1	12
MW-1	10/07/2005	<500 c	<5.0	<5.0	<5.0	<10	NA	1,600	NA	NA	NA	1,600	NA	175.76	7.72	NA	168.04	NA	NA	NA
MW-1	01/27/2006	1,720	6.92	<0.500	<0.500	<0.500	NA	1,270	NA	NA	NA	1,380	NA	175.76	6.68	NA	169.08	NA	NA	NA
MW-2	11/17/1993	31,000	9,400	4,600	1,000	3,900	NA	NA	NA	NA	NA	NA	NA	170.91	12.31	NA	158.60	NA	NA	NA
MW-2	01/20/1994	40,000	6,900	5,600	780	4,100	NA	NA	NA	NA	NA	NA	NA	170.91	11.48	NA	159.43	NA	NA	NA
MW-2 (D)	01/20/1994	41,000	7,200	6,200	900	4,800	NA	NA	NA	NA	NA	NA	NA	170.91	11.48	NA	159.43	NA	NA	NA
MW-2	04/25/1994	60,000	9,300	6,100	1,400	6,200	NA	NA	NA	NA	NA	NA	NA	170.91	10.84	NA	160.07	NA	NA	NA
MW-2	07/07/1994	280,000a	40,000	26,000	8,100	32,000	NA	NA	NA	NA	NA	NA	NA	170.91	11.89	NA	159.02	NA	NA	NA
MW-2 (D)	07/07/1994	53,000	13,000	6,600	2,000	8,400	NA	NA	NA	NA	NA	NA	NA	170.91	11.89	NA	159.02	NA	NA	NA
MW-2	10/27/1994	130,000	14,000	12,000	2,400	13,000	NA	NA	NA	NA	NA	NA	NA	170.91	12.89	NA	158.02	NA	NA	NA
MW-2 (D)	10/27/1994	390,000	8,800	7,000	1,700	11,000	NA	NA	NA	NA	NA	NA	NA	170.91	12.89	NA	158.02	NA	NA	NA

WELL CONCENTRATIONS
Shell-branded Service Station
4255 MacArthur Boulevard
Oakland, CA

Well ID	Date	TPPH (ug/L)	B (ug/L)	T (ug/L)	E (ug/L)	X (ug/L)	MTBE 8020 (ug/L)	MTBE 8260 (ug/L)	DIPE (ug/L)	ETBE (ug/L)	TAME (ug/L)	TBA (ug/L)	Ethanol (ug/L)	TOC (MSL)	Depth to Water (ft.)	Depth to SPH (ft.)	GW Elevation (MSL)	SPH Thickness (ft.)	DO Reading (ppm)	ORP Reading (mV)
MW-2	11/17/1994	NA	NA	NA	NA	NA	NA	NA	NA	NA	NA	NA	NA	170.91	9.11	NA	161.80	NA	NA	NA
MW-2	11/28/1994	NA	NA	NA	NA	NA	NA	NA	NA	NA	NA	NA	NA	170.91	9.22	NA	161.69	NA	NA	NA
MW-2	01/13/1995	75,000	5,900	12,000	3,100	17,000	NA	NA	NA	NA	NA	NA	NA	170.91	8.10	NA	162.81	NA	NA	NA
MW-2	04/12/1995	100,000	8,500	11,000	2,400	12,000	NA	NA	NA	NA	NA	NA	NA	170.91	10.12	NA	160.79	NA	NA	NA
MW-2 (D)	04/12/1995	80,000	4,200	9,300	2,500	12,000	NA	NA	NA	NA	NA	NA	NA	170.91	10.12	NA	160.79	NA	NA	NA
MW-2	07/25/1995	NA	NA	NA	NA	NA	NA	NA	NA	NA	NA	NA	NA	170.91	11.53	NA	159.80	0.52	NA	NA
MW-2	10/18/1995	NA	NA	NA	NA	NA	NA	NA	NA	NA	NA	NA	NA	170.91	14.02	NA	156.99	0.13	NA	NA
MW-2	01/17/1996	NA	NA	NA	NA	NA	NA	NA	NA	NA	NA	NA	NA	170.91	10.27	NA	160.78	0.17	NA	NA
MW-2	04/25/1996	NA	NA	NA	NA	NA	NA	NA	NA	NA	NA	NA	NA	170.91	11.68	NA	159.25	0.03	NA	NA
MW-2	07/17/1996	NA	NA	NA	NA	NA	NA	NA	NA	NA	NA	NA	NA	170.91	12.78	NA	158.81	0.48	NA	NA
MW-2	10/01/1996	NA	NA	NA	NA	NA	NA	NA	NA	NA	NA	NA	NA	170.91	14.21	NA	156.70	0.28	NA	NA
MW-2	01/22/1997	NA	NA	NA	NA	NA	NA	NA	NA	NA	NA	NA	NA	170.91	10.92	NA	160.08	0.11	NA	NA
MW-2	04/08/1997	NA	NA	NA	NA	NA	NA	NA	NA	NA	NA	NA	NA	170.91	14.12	NA	156.95	0.20	NA	NA
MW-2	07/08/1997	NA	NA	NA	NA	NA	NA	NA	NA	NA	NA	NA	NA	170.91	14.98	NA	156.08	0.19	NA	NA
MW-2	10/08/1997	NA	NA	NA	NA	NA	NA	NA	NA	NA	NA	NA	NA	170.91	12.97	NA	157.98	0.05	NA	NA
MW-2	01/08/1998	NA	NA	NA	NA	NA	NA	NA	NA	NA	NA	NA	NA	170.91	12.54	NA	158.43	0.08	NA	NA
MW-2	04/13/1998	180,000	2,800	5,200	2,400	13,000	71,000	NA	NA	NA	NA	NA	NA	170.91	10.05	NA	160.86	NA	NA	NA
MW-2	07/17/1998	NA	NA	NA	NA	NA	NA	NA	NA	NA	NA	NA	NA	170.91	11.75	NA	159.24	0.10	NA	NA
MW-2	10/02/1998	NA	NA	NA	NA	NA	NA	NA	NA	NA	NA	NA	NA	170.91	16.78	NA	154.22	0.11	NA	NA
MW-2	02/03/1999	NA	NA	NA	NA	NA	NA	NA	NA	NA	NA	NA	NA	170.91	9.90	9.82	161.07	0.08	NA	NA
MW-2	04/29/1999	NA	NA	NA	NA	NA	NA	NA	NA	NA	NA	NA	NA	170.91	9.86	9.81	161.09	0.05	NA	NA
MW-2	07/23/1999	65,800	6,500	4,480	1,960	8,960	46,600	58,500*	NA	NA	NA	NA	NA	170.91	14.45	NA	156.46	NA	1.4	NA
MW-2	11/01/1999	NA	NA	NA	NA	NA	NA	NA	NA	NA	NA	NA	NA	170.91	11.84	11.81	159.09	0.03	NA	NA
MW-2	01/17/2000	46,000	6,000	2,400	1,500	5,500	50,000	31,000	NA	NA	NA	NA	NA	170.91	11.00	NA	159.91	NA	1.3	-54
MW-2	04/17/2000	96,300	8,150	10,200	2,820	14,900	112,000	108,000	NA	NA	NA	NA	NA	170.91	11.06	NA	159.85	NA	2.6	125
MW-2	07/26/2000	72,400	8,680	5,620	2,810	13,400	66,200	46,300	NA	NA	NA	NA	NA	170.91	12.82	NA	158.09	NA	2.2	113
MW-2	10/12/2000	63,200	5,840	4,180	2,310	11,100	61,200	66,600	NA	NA	NA	NA	NA	170.91	11.32	NA	159.59	NA	0.4	55
MW-2	01/15/2001	59,700	2,630	4,800	2,050	11,500	44,400	5,080	NA	NA	NA	NA	NA	170.91	10.19	NA	160.72	NA	1.1	-22
MW-2	04/09/2001	56,900	1,860	2,550	1,810	9,720	40,000	46,600	NA	NA	NA	NA	NA	170.91	11.15	NA	159.76	NA	1.0	-55
MW-2	07/24/2001	84,000	3,000	4,600	2,500	13,000	NA	41,000	NA	NA	NA	NA	NA	170.91	11.67	NA	159.24	NA	0.2	53
MW-2	10/31/2001	45,000	2,200	3,000	1,500	7,700	NA	29,000	<50	<50	<50	51,000	<500	170.91	11.04	NA	159.87	NA	1.2	-17
MW-2	01/10/2002	28,000	840	740	760	3,300	NA	32,000	NA	NA	NA	NA	NA	170.91	9.58	NA	161.33	NA	2.1	-76

WELL CONCENTRATIONS
Shell-branded Service Station
4255 MacArthur Boulevard
Oakland, CA

Well ID	Date	TPPH (ug/L)	B (ug/L)	T (ug/L)	E (ug/L)	X (ug/L)	MTBE 8020 (ug/L)	MTBE 8260 (ug/L)	DIPE (ug/L)	ETBE (ug/L)	TAME (ug/L)	TBA (ug/L)	Ethanol (ug/L)	TOC (MSL)	Depth to Water (ft.)	Depth to SPH (ft.)	GW Elevation (MSL)	SPH Thickness (ft.)	DO Reading (ppm)	ORP Reading (mV)
MW-2	04/25/2002	41,000	1,900	2,000	1,200	6,900	NA	17,000	NA	NA	NA	NA	NA	170.91	11.40	NA	159.51	NA	0.8	-95
MW-2	07/18/2002	87,000	2,000	2,200	1,400	10,000	NA	19,000	NA	NA	NA	NA	NA	170.91	12.68	NA	158.23	NA	0.7	-34
MW-2	10/07/2002	110,000	3,900	6,700	2,700	15,000	NA	20,000	NA	NA	NA	NA	NA	170.88	11.58	NA	159.30	NA	1.4	-52
MW-2	01/06/2003	65,000	2,400	3,500	1,400	8,600	NA	26,000	NA	NA	NA	NA	NA	170.88	9.09	NA	161.79	NA	0.4	40
MW-2	04/07/2003	57,000	1,900	2,500	1,700	8,600	NA	37,000	NA	NA	NA	34,000	NA	170.88	11.08	NA	159.80	NA	1.0	60
MW-2	07/07/2003	34,000	4,000	4,200	1,600	8,500	NA	51,000	NA	NA	NA	44,000	NA	170.88	11.27	NA	159.61	NA	1.3	-17
MW-2	10/09/2003	NA	NA	NA	NA	NA	NA	NA	NA	NA	NA	NA	NA	170.88	11.64	11.61	159.26	0.03	NA	NA
MW-2	10/20/2003	NA	NA	NA	NA	NA	NA	NA	NA	NA	NA	NA	NA	170.88	11.88	11.84	159.03	0.04	NA	NA
MW-2	01/14/2004	NA	NA	NA	NA	NA	NA	NA	NA	NA	NA	NA	NA	170.88	10.96	10.95	159.93	0.01	NA	NA
MW-2	04/28/2004	35,000	2,200	2,200	2,300	8,200	NA	26,000	NA	NA	NA	28,000	NA	170.88	11.05	NA	159.83	NA	0.1	-96
MW-2	07/12/2004	NA	NA	NA	NA	NA	NA	NA	NA	NA	NA	NA	NA	170.88	12.12	12.09	158.78	0.03	NA	NA
MW-2	10/25/2004	60,000	2,900	2,300	2,300	7,600	NA	27,000	NA	NA	NA	26,000	NA	170.88	11.23	NA	159.65	NA	1.62	-69
MW-2	01/17/2005	62,000	1,900	1,800	1,800	5,700	NA	22,000	NA	NA	NA	21,000	NA	170.88	8.78	NA	162.10	NA	0.8	-102
MW-2	04/06/2005	40,000	1,500	940	1,600	2,900	NA	23,000	NA	NA	NA	23,000	NA	170.88	9.23	NA	161.65	NA	0.60	-104
MW-2	07/08/2005	50,000	2,300	1,500	1,700	6,600	NA	24,000	<150	<150	<150	25,000	<1,500	170.88	10.99	10.97	159.91	0.02	0.01	-41
MW-2	10/07/2005	NA	NA	NA	NA	NA	NA	NA	NA	NA	NA	NA	NA	170.88	12.15	12.13	158.75	0.02	NA	NA
MW-2	01/27/2006	56,800	1,270	1,280	1,520	5,370	NA	8,210	NA	NA	NA	10,600	NA	170.88	9.55	NA	161.33	NA	NA	NA
MW-3	11/17/1993	18,000	5,400	660	720	2,200	NA	NA	NA	NA	NA	NA	NA	174.61	15.40	NA	159.21	NA	NA	NA
MW-3	01/20/1994	55,000	13,000	2,600	2,200	6,500	NA	NA	NA	NA	NA	NA	NA	174.61	14.61	NA	160.00	NA	NA	NA
MW-3	04/25/1994	96,000	11,000	1,600	3,100	9,900	NA	NA	NA	NA	NA	NA	NA	174.61	13.12	NA	161.49	NA	NA	NA
MW-3 (D)	04/25/1994	78,000	12,000	1,900	2,600	7,300	NA	NA	NA	NA	NA	NA	NA	174.61	13.12	NA	161.49	NA	NA	NA
MW-3	07/07/1994	NA	NA	NA	NA	NA	NA	NA	NA	NA	NA	NA	NA	174.61	14.54	NA	160.07	0.02	NA	NA
MW-3	10/27/1994	NA	NA	NA	NA	NA	NA	NA	NA	NA	NA	NA	NA	174.61	15.62	NA	159.03	0.05	NA	NA
MW-3	11/17/1994	NA	NA	NA	NA	NA	NA	NA	NA	NA	NA	NA	NA	174.61	13.83	NA	160.78	NA	NA	NA
MW-3	11/28/1994	NA	NA	NA	NA	NA	NA	NA	NA	NA	NA	NA	NA	174.61	14.02	NA	160.59	NA	NA	NA
MW-3	01/13/1995	180,000	3,200	2,700	1,700	5,200	NA	NA	NA	NA	NA	NA	NA	174.61	12.13	NA	162.48	NA	NA	NA
MW-3 (D)	01/13/1995	23,000	4,000	690	960	3,000	NA	NA	NA	NA	NA	NA	NA	174.61	12.13	NA	162.48	NA	NA	NA
MW-3	04/12/1995	56,000	8,700	1,500	2,100	6,300	NA	NA	NA	NA	NA	NA	NA	174.61	12.96	NA	161.65	NA	NA	NA
MW-3	07/25/1995	NA	NA	NA	NA	NA	NA	NA	NA	NA	NA	NA	NA	174.61	14.28	NA	160.38	0.06	NA	NA
MW-3	10/18/1995	NA	NA	NA	NA	NA	NA	NA	NA	NA	NA	NA	NA	174.61	15.88	NA	158.77	0.05	NA	NA
MW-3	01/17/1996	NA	NA	NA	NA	NA	NA	NA	NA	NA	NA	NA	NA	174.61	13.86	NA	160.94	0.24	NA	NA

WELL CONCENTRATIONS
Shell-branded Service Station
4255 MacArthur Boulevard
Oakland, CA

Well ID	Date	TPPH (ug/L)	B (ug/L)	T (ug/L)	E (ug/L)	X (ug/L)	MTBE 8020 (ug/L)	MTBE 8260 (ug/L)	DIPE (ug/L)	ETBE (ug/L)	TAME (ug/L)	TBA (ug/L)	Ethanol (ug/L)	TOC (MSL)	Depth to Water (ft.)	Depth to SPH (ft.)	GW Elevation (MSL)	SPH Thickness (ft.)	DO Reading (ppm)	ORP Reading (mV)
MW-3	04/25/1996	NA	NA	NA	NA	NA	NA	NA	NA	NA	NA	NA	NA	174.61	13.82	NA	160.81	0.02	NA	NA
MW-3	07/17/1996	NA	NA	NA	NA	NA	NA	NA	NA	NA	NA	NA	NA	174.61	16.11	NA	158.52	0.03	NA	NA
MW-3	10/01/1996	46,000	7,300	530	1,700	3,900	3,200	NA	NA	NA	NA	NA	NA	174.61	16.56	NA	158.05	NA	NA	NA
MW-3 (D)	10/01/1996	47,000	7,100	530	1,700	4,000	2,900	NA	NA	NA	NA	NA	NA	174.61	16.56	NA	158.05	NA	NA	NA
MW-3	01/22/1997	82,000	5,200	1,300	2,800	8,900	1,100	NA	NA	NA	NA	NA	NA	174.61	13.07	NA	161.54	NA	NA	NA
MW-3 (D)	01/22/1997	61,000	8,400	1,100	2,300	7,000	2,700	NA	NA	NA	NA	NA	NA	174.61	13.07	NA	161.54	NA	NA	NA
MW-3	04/08/1997	NA	NA	NA	NA	NA	NA	NA	NA	NA	NA	NA	NA	174.61	17.09	NA	157.54	0.03	NA	NA
MW-3	07/08/1997	56,000	8,800	580	2,000	4,900	2,800	NA	NA	NA	NA	NA	NA	174.61	15.85	NA	158.76	NA	NA	NA
MW-3	10/08/1997	48,000	8,000	590	1,700	3,400	5,100	NA	NA	NA	NA	NA	NA	174.61	16.22	NA	158.39	NA	NA	NA
MW-3	01/08/1998	47,000	9,400	810	2,300	4,700	6,300	NA	NA	NA	NA	NA	NA	174.61	13.80	NA	160.81	NA	NA	NA
MW-3 (D)	01/08/1998	48,000	8,100	750	2,000	4,100	5,800	NA	NA	NA	NA	NA	NA	174.61	13.80	NA	160.81	NA	NA	NA
MW-3	04/13/1998	32,000	6,800	540	1,400	3,400	4,000	NA	NA	NA	NA	NA	NA	174.61	12.97	NA	161.64	NA	NA	NA
MW-3 (D)	04/13/1998	36,000	7,300	660	1,600	3,700	4,000	NA	NA	NA	NA	NA	NA	174.61	12.97	NA	161.64	NA	NA	NA
MW-3	07/17/1998	71,000	11,000	590	2,200	6,900	3,900	NA	NA	NA	NA	NA	NA	174.61	11.51	NA	163.10	NA	NA	NA
MW-3 (D)	07/17/1998	76,000	12,000	700	2,600	8,000	3,000	NA	NA	NA	NA	NA	NA	174.61	11.51	NA	163.10	NA	NA	NA
MW-3	10/02/1998	66,000	8,900	510	2,000	4,900	4,600	NA	NA	NA	NA	NA	NA	174.61	16.50	NA	158.11	NA	NA	NA
MW-3 (D)	10/02/1998	59,000	9,400	460	2,000	4,900	4,700	NA	NA	NA	NA	NA	NA	174.61	16.50	NA	158.11	NA	NA	NA
MW-3	02/03/1999	36,000	6,800	300	1,600	2,900	18,000	NA	NA	NA	NA	NA	NA	174.61	15.21	NA	159.40	NA	1.3	NA
MW-3	04/29/1999	45,000	8,100	580	2,200	5,800	4,700	5,150	NA	NA	NA	NA	NA	174.61	15.43	NA	159.18	NA	1.5	-68
MW-3	07/23/1999	29,400	3,540	215	810	3,800	4,720	6,950*	NA	NA	NA	NA	NA	174.61	14.95	NA	159.66	NA	1.3	NA
MW-3	11/01/1999	20,000	4,190	294	1,060	1,740	5,540	8,590	NA	NA	NA	NA	NA	174.61	14.66	NA	159.95	NA	0.6	-110
MW-3	01/17/2000	17,000	3,900	89	1,100	1,200	7,900	NA	NA	NA	NA	NA	NA	174.61	13.94	NA	160.67	NA	1.3	-40
MW-3	04/17/2000	28,100	5,240	247	1,540	2,750	16,600	NA	NA	NA	NA	NA	NA	174.61	14.00	NA	160.61	NA	1.1	-86
MW-3	07/26/2000	24,300	6,680	159	1,610	1,640	17,100	NA	NA	NA	NA	NA	NA	174.61	13.72	NA	160.89	NA	0.9	-70
MW-3	10/12/2000	14,300	2,630	86.7	241	1,360	16,300	NA	NA	NA	NA	NA	NA	174.61	14.15	NA	160.46	NA	0.9	50
MW-3	01/15/2001	22,100	4,400	266	977	2,990	13,200	NA	NA	NA	NA	NA	NA	174.61	13.05	NA	161.56	NA	1.3	-40
MW-3	04/09/2001	33,800	7,100	147	1,700	2,660	13,000	NA	NA	NA	NA	NA	NA	174.61	13.59	NA	161.02	NA	0.6	-56
MW-3	07/24/2001	220,000	5,600	1,900	4,400	19,000	NA	12,000	NA	NA	NA	NA	NA	174.61	14.43	NA	160.18	NA	0.4	29
MW-3	10/31/2001	65,000	2,700	510	1,800	7,200	NA	9,800	<20	<20	<20	5,200	<500	174.61	14.59	NA	160.02	NA	0.9	-27
MW-3	01/10/2002	66,000	2,400	490	1,700	6,600	NA	5,500	NA	NA	NA	NA	NA	174.61	12.65	NA	161.96	NA	1.7	-76
MW-3	04/25/2002	55,000	4,600	460	2,400	6,900	NA	8,100	NA	NA	NA	NA	NA	174.61	14.13	NA	160.48	NA	1.2	-96
MW-3	07/18/2002	56,000	3,300	270	1,700	5,000	NA	8,400	NA	NA	NA	NA	NA	174.61	15.48	15.45	159.15	0.03	0.8	-41

WELL CONCENTRATIONS
Shell-branded Service Station
4255 MacArthur Boulevard
Oakland, CA

Well ID	Date	TPPH (ug/L)	B (ug/L)	T (ug/L)	E (ug/L)	X (ug/L)	MTBE 8020 (ug/L)	MTBE 8260 (ug/L)	DIPE (ug/L)	ETBE (ug/L)	TAME (ug/L)	TBA (ug/L)	Ethanol (ug/L)	TOC (MSL)	Depth to Water (ft.)	Depth to SPH (ft.)	GW Elevation (MSL)	SPH Thickness (ft.)	DO Reading (ppm)	ORP Reading (mV)
MW-3	10/07/2002	NA	NA	NA	NA	NA	NA	NA	NA	NA	NA	NA	NA	174.59	14.60	14.40	160.15	0.20	NA	NA
MW-3	01/06/2003	57,000	3,200	330	1,800	5,400	NA	5,100	NA	NA	NA	NA	NA	174.59	11.62	11.60	162.99	0.02	0.4	33
MW-3	04/07/2003	57,000	6,200	500	2,400	6,700	NA	8,200	NA	NA	NA	3,900	NA	174.59	13.80	NA	160.79	NA	0.5	61
MW-3	07/07/2003	28,000	4,900	300	1,500	4,100	NA	7,900	NA	NA	NA	4,700	NA	174.59	14.00	NA	160.59	NA	1.0	-11
MW-3	10/09/2003	NA	NA	NA	NA	NA	NA	NA	NA	NA	NA	NA	NA	174.59	14.44	14.36	160.21	0.08	NA	NA
MW-3	10/20/2003	NA	NA	NA	NA	NA	NA	NA	NA	NA	NA	NA	NA	174.59	14.68	14.61	159.97	0.07	NA	NA
MW-3	01/14/2004	NA	NA	NA	NA	NA	NA	NA	NA	NA	NA	NA	NA	174.59	12.47	12.45	162.14	0.02	NA	NA
MW-3	04/28/2004	32,000	7,300	190	2,100	4,300	NA	3,700	NA	NA	NA	2,500	NA	174.59	13.66	NA	160.93	NA	0.1	-16
MW-3	07/12/2004	NA	NA	NA	NA	NA	NA	NA	NA	NA	NA	NA	NA	174.59	14.87	14.83	159.75	0.04	NA	NA
MW-3	10/25/2004	49,000	5,100	61	1,800	3,600	NA	5,400	NA	NA	NA	2,700	NA	174.59	14.12	NA	160.47	NA	2.70	-59
MW-3	01/17/2005	57,000	8,000	190	2,000	4,000	NA	4,600	NA	NA	NA	3,300	NA	174.59	10.59	NA	164.00	NA	0.2	-18
MW-3	04/06/2005	57,000	7,300	180	2,200	3,300	NA	4,100	NA	NA	NA	2,700	NA	174.59	10.58	NA	164.01	NA	0.95	-77
MW-3	07/08/2005	28,000	2,900	47	1,100	2,000	NA	2,800	<20	<20	<20	1,900	<200	174.59	13.46	NA	161.13	NA	0.1	-51
MW-3	10/07/2005	23,000	3,200	39	960	1,300	NA	2,600	NA	NA	NA	1,900	NA	174.59	14.76	NA	159.83	NA	NA	NA
MW-3	01/27/2006	38,500	6,520	139	1,350	2,160	NA	1,940	NA	NA	NA	1,490	NA	174.59	11.69	NA	162.90	NA	NA	NA
MW-4	11/17/1994	NA	NA	NA	NA	NA	NA	NA	NA	NA	NA	NA	NA	164.06	6.62	NA	157.44	NA	NA	NA
MW-4	11/28/1994	2,900	200	17	76	260	NA	NA	NA	NA	NA	NA	NA	164.06	6.11	NA	157.95	NA	NA	NA
MW-4	01/13/1995	1,900	130	5.6	13	40	NA	NA	NA	NA	NA	NA	NA	164.06	6.05	NA	158.01	NA	NA	NA
MW-4	04/12/1995	680	150	<2.0	10	13	NA	NA	NA	NA	NA	NA	NA	164.06	6.31	NA	157.75	NA	NA	NA
MW-4	07/25/1995	340	100	0.8	8.8	3	NA	NA	NA	NA	NA	NA	NA	164.06	7.36	NA	156.70	NA	NA	NA
MW-4	10/18/1995	150	31	<0.5	3.5	0.8	NA	NA	NA	NA	NA	NA	NA	164.06	8.54	NA	155.52	NA	NA	NA
MW-4	01/17/1996	290	14	<0.5	1.8	0.8	NA	NA	NA	NA	NA	NA	NA	164.06	8.48	NA	155.58	NA	NA	NA
MW-4	04/25/1996	<500	65	<5	<5	<5	1,700	NA	NA	NA	NA	NA	NA	164.06	7.40	NA	156.66	NA	NA	NA
MW-4 (D)	04/25/1996	<500	66	<5	8.7	<5	1,500	NA	NA	NA	NA	NA	NA	164.06	7.40	NA	156.66	NA	NA	NA
MW-4	07/17/1996	<500	84	<5.0	6.5	<5.0	1,500	NA	NA	NA	NA	NA	NA	164.06	7.75	NA	156.31	NA	NA	NA
MW-4 (D)	07/17/1996	<500	54	<5.0	<5.0	<5.0	1,700	2,100	NA	NA	NA	NA	NA	164.06	7.75	NA	156.31	NA	NA	NA
MW-4	10/01/1996	<500	1.9	<5.0	<5.0	<5.0	3,000	NA	NA	NA	NA	NA	NA	164.06	8.82	NA	155.24	NA	NA	NA
MW-4	01/22/1997	580	130	<2.5	18	5.2	1,200	NA	NA	NA	NA	NA	NA	164.06	7.51	NA	156.55	NA	NA	NA
MW-4	04/08/1997	770	200	7	26	55	1,500	8	NA	NA	NA	NA	NA	164.06	7.18	NA	156.88	NA	NA	NA
MW-4	07/08/1997	570	78	<5.0	14	11	1,200	NA	NA	NA	NA	NA	NA	164.06	9.00	NA	155.06	NA	NA	NA
MW-4 (D)	07/08/1997	640	81	<5.0	16	19	1,600	NA	NA	NA	NA	NA	NA	164.06	9.00	NA	155.06	NA	NA	NA

WELL CONCENTRATIONS
Shell-branded Service Station
4255 MacArthur Boulevard
Oakland, CA

Well ID	Date	TPPH (ug/L)	B (ug/L)	T (ug/L)	E (ug/L)	X (ug/L)	MTBE 8020 (ug/L)	MTBE 8260 (ug/L)	DIPE (ug/L)	ETBE (ug/L)	TAME (ug/L)	TBA (ug/L)	Ethanol (ug/L)	TOC (MSL)	Depth to Water (ft.)	Depth to SPH (ft.)	GW Elevation (MSL)	SPH Thickness (ft.)	DO Reading (ppm)	ORP Reading (mV)
MW-4	10/08/1997	<500	40	<5.0	7.4	5.4	1,400	NA	NA	NA	NA	NA	NA	164.06	8.97	NA	155.09	NA	NA	NA
MW-4 (D)	10/08/1997	<500	36	<5.0	5.9	<5.0	1,400	NA	NA	NA	NA	NA	NA	164.06	8.97	NA	155.09	NA	NA	NA
MW-4	01/08/1998	<1,000	55	<10	13	<10	2,000	NA	NA	NA	NA	NA	NA	164.06	7.90	NA	156.16	NA	NA	NA
MW-4	04/13/1998	350	110	2.4	20	26	<2.5	NA	NA	NA	NA	NA	NA	164.06	7.35	NA	156.71	NA	NA	NA
MW-4	07/17/1998	210	66	0.78	5.4	9.8	1,700	NA	NA	NA	NA	NA	NA	164.06	6.95	NA	157.11	NA	NA	NA
MW-4	10/02/1998	<50	0.69	<0.50	<0.50	<0.50	2,900	NA	NA	NA	NA	NA	NA	164.06	7.35	NA	156.71	NA	NA	NA
MW-4	02/03/1999	560	120	2.5	29	34	6,800	NA	NA	NA	NA	NA	NA	164.06	7.71	NA	156.35	NA	0.9	NA
MW-4	04/29/1999	390	80	1.9	13	19	7,000	8,360	NA	NA	NA	NA	NA	164.06	7.83	NA	156.23	NA	1.1	-125
MW-4	07/23/1999	460	93.6	8.40	25.2	28.8	3,760	6,000*	NA	NA	NA	NA	NA	164.06	11.33	NA	152.73	NA	0.9	NA
MW-4	11/01/1999	77.3	0.520	<0.500	<0.500	<0.500	539	NA	NA	NA	NA	NA	NA	164.06	10.66	NA	153.40	NA	2.8	3
MW-4	01/17/2000	160	27	<0.50	12	6.3	12,000	NA	NA	NA	NA	NA	NA	164.06	10.15	NA	153.91	NA	3.9	-17
MW-4	04/17/2000	<500	26	6.38	9.35	10.4	9,070	NA	NA	NA	NA	NA	NA	164.06	10.10	NA	153.96	NA	1.7	-129
MW-4	07/26/2000	<500	22.7	<5.00	7.59	6.96	7,660	NA	NA	NA	NA	NA	NA	164.06	10.09	NA	153.97	NA	1.4	-137
MW-4	10/12/2000	172	19.8	<0.500	7.47	4.50	8,290	NA	NA	NA	NA	NA	NA	164.06	9.35	NA	154.71	NA	3.5	529
MW-4	01/15/2001	53.6	1.50	<0.500	2.45	1.80	9,260	NA	NA	NA	NA	NA	NA	164.06	8.77	NA	155.29	NA	2.3	53
MW-4	04/09/2001	<500	<5.00	<5.00	<5.00	5.52	10,300	NA	NA	NA	NA	NA	NA	164.06	7.75	NA	156.31	NA	1.0	-133
MW-4	07/24/2001	58	3.8	<0.50	3.2	2.9	NA	1,700	NA	NA	NA	NA	NA	164.06	10.07	NA	153.99	NA	0.5	106
MW-4	10/31/2001	<1,000	<10	<10	<10	<10	NA	7,400	NA	NA	NA	NA	NA	164.06	9.97	NA	154.09	NA	0.8	22
MW-4	01/10/2002	<2,000	<20	<20	<20	<20	NA	12,000	NA	NA	NA	NA	NA	164.06	8.53	NA	155.53	NA	8.9	224
MW-4	04/25/2002	<2,000	<20	<20	<20	<20	NA	7,900	NA	NA	NA	NA	NA	164.06	7.33	NA	156.73	NA	3.6	-84
MW-4	07/18/2002	<2,000	<20	<20	<20	<20	NA	7,200	NA	NA	NA	NA	NA	164.06	9.05	NA	155.01	NA	1.7	120
MW-4	10/07/2002	<1,000	<10	<10	<10	<10	NA	3,300	NA	NA	NA	NA	NA	164.03	9.06	NA	154.97	NA	2.5	33
MW-4	01/06/2003	<500	21	<5.0	<5.0	<5.0	NA	2,500	NA	NA	NA	NA	NA	164.03	7.09	NA	156.94	NA	0.5	55
MW-4	04/07/2003	<2,500	<25	<25	<25	<50	NA	1,700	NA	NA	NA	5,900	NA	164.03	8.26	NA	155.77	NA	1.2	69
MW-4	07/07/2003	<2,500	<25	<25	<25	<50	NA	860	NA	NA	NA	6,900	NA	164.03	8.92	NA	155.11	NA	0.5	-3
MW-4	10/09/2003	<500	<5.0	<5.0	<5.0	<10	NA	420	NA	NA	NA	6,700	NA	164.03	8.91	NA	155.12	NA	0.7	171
MW-4	01/14/2004	<1,000	24	<10	<10	<20	NA	500	NA	NA	NA	7,200	NA	164.03	8.34	NA	155.69	NA	1.2	140
MW-4	04/28/2004	<500	6.0	<5.0	<5.0	<10	NA	310	NA	NA	NA	5,200	NA	164.03	7.55	NA	156.48	NA	0.4	69
MW-4	07/12/2004	<500	11	<5.0	7.8	<10	NA	370	<20	<20	<20	5,900	<500	164.03	8.12	NA	155.91	NA	0.5	142
MW-4	10/25/2004	<500	<5.0	<5.0	5.6	<10	NA	280	NA	NA	NA	4,300	NA	164.03	7.85	NA	156.18	NA	1.90	-70
MW-4	01/17/2005	<1,000	56	<10	10	<20	NA	380	NA	NA	NA	8,400	NA	164.03	6.08	NA	157.95	NA	0.4	6
MW-4	04/06/2005	<1,000	52	<10	11	<20	NA	450	NA	NA	NA	12,000	NA	164.03	8.10	NA	155.93	NA	0.49	11

WELL CONCENTRATIONS
Shell-branded Service Station
4255 MacArthur Boulevard
Oakland, CA

Well ID	Date	TPPH (ug/L)	B (ug/L)	T (ug/L)	E (ug/L)	X (ug/L)	MTBE 8020 (ug/L)	MTBE 8260 (ug/L)	DIPE (ug/L)	ETBE (ug/L)	TAME (ug/L)	TBA (ug/L)	Ethanol (ug/L)	TOC (MSL)	Depth to Water (ft.)	Depth to SPH (ft.)	GW Elevation (MSL)	SPH Thickness (ft.)	DO Reading (ppm)	ORP Reading (mV)
MW-4	07/08/2005	<400	30	<4.0	6.0	<4.0	NA	250	<4.0	<4.0	<4.0	9,600	<40	164.03	7.50	NA	156.53	NA	0.6	71
MW-4	07/08/2005	<400	30	<4.0	6.0	<4.0	NA	250	<4.0	<4.0	<4.0	9,600	<40	164.03	7.50	NA	156.53	NA	0.6	71
MW-4	10/07/2005	<1,000	<10	<10	<10	<20	NA	200	NA	NA	NA	8,900	NA	164.03	8.30	NA	155.73	NA	NA	NA
MW-4	01/27/2006	1,140	34.3	2.37	8.69	12.0	NA	198	NA	NA	NA	32,100	NA	164.03	8.55	NA	155.48	NA	NA	NA
MW-5	01/04/2002	NA	NA	NA	NA	NA	NA	NA	NA	NA	NA	NA	NA	NA	5.62	NA	NA	NA	NA	NA
MW-5	01/10/2002	<50	<0.50	<0.50	<0.50	<0.50	NA	110	NA	NA	NA	NA	NA	164.06	5.88	NA	158.18	NA	3.3	172
MW-5	04/25/2002	<50	<0.50	<0.50	<0.50	<0.50	NA	73	NA	NA	NA	NA	NA	164.06	6.81	NA	157.25	NA	0.3	-44
MW-5	07/18/2002	<50	<0.50	<0.50	<0.50	<0.50	NA	75	NA	NA	NA	NA	NA	164.06	7.38	NA	156.68	NA	0.4	170
MW-5	10/07/2002	<50	<0.50	<0.50	<0.50	<0.50	NA	41	NA	NA	NA	NA	NA	164.14	6.75	NA	157.39	NA	1.5	16
MW-5	01/06/2003	<50	<0.50	<0.50	<0.50	<0.50	NA	81	NA	NA	NA	NA	NA	164.14	5.96	NA	158.18	NA	0.6	166
MW-5	04/07/2003	<50	<0.50	<0.50	<0.50	<1.0	NA	77	NA	NA	NA	28	NA	164.14	6.51	NA	157.63	NA	0.8	174
MW-5	07/07/2003	<50	<0.50	<0.50	<0.50	<1.0	NA	32	NA	NA	NA	23	NA	164.14	6.44	NA	157.70	NA	0.3	-17
MW-5	10/09/2003	<50	<0.50	<0.50	<0.50	<1.0	NA	59	NA	NA	NA	40	NA	164.14	7.05	NA	157.09	NA	0.9	17
MW-5	01/14/2004	<50	<0.50	0.76	<0.50	<1.0	NA	47	NA	NA	NA	17	NA	164.14	6.29	NA	157.85	NA	1.6	209
MW-5	04/28/2004	<50	<0.50	<0.50	<0.50	<1.0	NA	31	NA	NA	NA	11	NA	164.14	6.84	NA	157.30	NA	0.4	136
MW-5	07/12/2004	<50	<0.50	<0.50	<0.50	<1.0	NA	47	<2.0	<2.0	<2.0	12	<50	164.14	7.57	NA	156.57	NA	0.4	90
MW-5	10/25/2004	<50	<0.50	<0.50	<0.50	<1.0	NA	41	NA	NA	NA	13	NA	164.14	6.50	NA	157.64	NA	1.74	-21
MW-5	01/17/2005	<50	<0.50	<0.50	<0.50	<1.0	NA	41	NA	NA	NA	12	NA	164.14	5.83	NA	158.31	NA	0.1	-7
MW-5	04/06/2005	<50	<0.50	<0.50	<0.50	<1.0	NA	12	NA	NA	NA	<5.0	NA	164.14	5.91	NA	158.23	NA	1.05	-62
MW-5	07/08/2005	<50	<0.50	<0.50	<0.50	<0.50	NA	26	<0.50	<0.50	<0.50	18	<5.0	164.14	6.78	NA	157.36	NA	1.2	81
MW-5	10/07/2005	<50	<0.50	<0.50	<0.50	<1.0	NA	28	NA	NA	NA	24	NA	164.14	7.64	NA	156.50	NA	NA	NA
MW-5	01/27/2006	<50.0	<0.500	<0.500	<0.500	<0.500	NA	26.7	NA	NA	NA	46.3	NA	164.14	6.21	NA	157.93	NA	NA	NA
TB-1	04/29/1999	NA	NA	NA	NA	NA	NA	NA	NA	NA	NA	NA	NA	NA	6.00	NA	NA	NA	3.8	-132
TB-1	11/01/1999	NA	NA	NA	NA	NA	NA	NA	NA	NA	NA	NA	NA	NA	12.65	NA	NA	NA	0.2	-165
TB-1	01/17/2000	NA	NA	NA	NA	NA	NA	NA	NA	NA	NA	NA	NA	NA	7.72	NA	NA	NA	0.8	-178
TB-1	04/17/2000	NA	NA	NA	NA	NA	NA	NA	NA	NA	NA	NA	NA	NA	7.65	NA	NA	NA	0.5	-152
TB-1	07/26/2000	NA	NA	NA	NA	NA	NA	NA	NA	NA	NA	NA	NA	NA	5.13	NA	NA	NA	1.0	-124
TB-1	10/12/2000	NA	NA	NA	NA	NA	NA	NA	NA	NA	NA	NA	NA	NA	5.20	NA	NA	NA	0.7	-73
TB-1	01/15/2001	NA	NA	NA	NA	NA	NA	NA	NA	NA	NA	NA	NA	NA	5.09	NA	NA	NA	1.2	-118
TB-1	04/09/2001	NA	NA	NA	NA	NA	NA	NA	NA	NA	NA	NA	NA	NA	4.96	NA	NA	NA	1.0	-72

WELL CONCENTRATIONS
Shell-branded Service Station
4255 MacArthur Boulevard
Oakland, CA

Well ID	Date	TPPH (ug/L)	B (ug/L)	T (ug/L)	E (ug/L)	X (ug/L)	MTBE 8020 (ug/L)	MTBE 8260 (ug/L)	DIPE (ug/L)	ETBE (ug/L)	TAME (ug/L)	TBA (ug/L)	Ethanol (ug/L)	TOC (MSL)	Depth to Water (ft.)	Depth to SPH (ft.)	GW Elevation (MSL)	SPH Thickness (ft.)	DO Reading (ppm)	ORP Reading (mV)
TB-1	07/24/2001	NA	NA	NA	NA	NA	NA	NA	NA	NA	NA	NA	NA	NA	6.03	NA	NA	NA	1.4	31
TB-1	10/31/2001	1,000	85	<10	<10	42	NA	4,100	NA	NA	NA	NA	NA	NA	5.89	NA	NA	NA	1.8	88
TB-1	01/10/2002	5,000	410	390	65	620	NA	9,000	NA	NA	NA	NA	NA	NA	7.47	NA	NA	NA	2.0	95
TB-1	04/25/2002	5,000	780	60	49	91	NA	6,000	NA	NA	NA	NA	NA	NA	11.71	NA	NA	NA	1.7	-136
TB-1	07/18/2002	Insufficient water		NA	NA	NA	NA	NA	NA	NA	NA	NA	NA	NA	13.50	NA	NA	NA	NA	NA
TB-1	10/07/2002	4,600	480	36	98	200	NA	4,000	NA	NA	NA	NA	NA	NA	12.95	NA	NA	NA	1.6	-48
TB-1	01/06/2003	130	30	<0.50	<0.50	0.78	NA	330	NA	NA	NA	NA	NA	NA	5.56	NA	NA	NA	0.4	-20
TB-2	04/29/1999	NA	NA	NA	NA	NA	NA	NA	NA	NA	NA	NA	NA	NA	4.76	NA	NA	NA	4.2	-108
TB-2	11/01/1999	NA	NA	NA	NA	NA	NA	NA	NA	NA	NA	NA	NA	NA	11.33	NA	NA	NA	0.5	-148
TB-2	01/17/2000	NA	NA	NA	NA	NA	NA	NA	NA	NA	NA	NA	NA	NA	9.79	NA	NA	NA	0.7	-162
TB-2	04/17/2000	NA	NA	NA	NA	NA	NA	NA	NA	NA	NA	NA	NA	NA	9.75	NA	NA	NA	0.9	-121
TB-2	07/26/2000	NA	NA	NA	NA	NA	NA	NA	NA	NA	NA	NA	NA	NA	4.73	NA	NA	NA	0.9	-85
TB-2	10/12/2000	NA	NA	NA	NA	NA	NA	NA	NA	NA	NA	NA	NA	NA	4.05	NA	NA	NA	0.6	-47
TB-2	01/15/2001	NA	NA	NA	NA	NA	NA	NA	NA	NA	NA	NA	NA	NA	3.87	NA	NA	NA	0.7	-91
TB-2	04/09/2001	46,600	1,240	1,310	1,110	12,100	31,300	NA	NA	NA	NA	NA	NA	NA	3.76	NA	NA	NA	0.8	-24
TB-2	07/24/2001	11,000	630	<25	310	200	NA	11,000	NA	NA	NA	NA	NA	NA	4.75	NA	NA	NA	0.4	-51
TB-2	10/31/2001	7,500	530	1,500	100	500	NA	2,500	NA	NA	NA	NA	NA	NA	4.24	NA	NA	NA	0.6	-7
TB-2	01/10/2002	<5,000	480	47	34	110	NA	12,000	NA	NA	NA	NA	NA	NA	6.26	NA	NA	NA	1.3	-81
TB-2	04/25/2002	4,700	470	140	<20	80	NA	7,400	NA	NA	NA	NA	NA	NA	11.78	NA	NA	NA	0.9	-107
TB-2	07/18/2002	7,500	630	650	<25	390	NA	44,000	NA	NA	NA	NA	NA	NA	12.34	NA	NA	NA	0.9	-67
TB-2	10/07/2002	<10,000	580	<100	<100	180	NA	30,000	NA	NA	NA	NA	NA	NA	11.62	NA	NA	NA	1.0	-41
TB-2	01/06/2003	120	4.8	<0.50	<0.50	2.0	NA	220	NA	NA	NA	NA	NA	NA	4.35	NA	NA	NA	0.5	-515

WELL CONCENTRATIONS
Shell-branded Service Station
4255 MacArthur Boulevard
Oakland, CA

Well ID	Date	TPPH (ug/L)	B (ug/L)	T (ug/L)	E (ug/L)	X (ug/L)	MTBE 8020 (ug/L)	MTBE 8260 (ug/L)	DIPE (ug/L)	ETBE (ug/L)	TAME (ug/L)	TBA (ug/L)	Ethanol (ug/L)	TOC (MSL)	Depth to Water (ft.)	Depth to SPH (ft.)	GW Elevation (MSL)	SPH Thickness (ft.)	DO Reading (ppm)	ORP Reading (mV)
---------	------	----------------	-------------	-------------	-------------	-------------	------------------------	------------------------	----------------	----------------	----------------	---------------	-------------------	--------------	----------------------------	--------------------------	--------------------------	---------------------------	------------------------	------------------------

Abbreviations:

TPPH = Total petroleum hydrocarbons as gasoline by EPA Method 8260B; prior to July 24, 2001, analyzed by EPA Method 8015.

BTEX = Benzene, toluene, ethylbenzene, xylenes by EPA Method 8260B; prior to July 24, 2001, analyzed by EPA Method 8020.

MTBE = Methyl tertiary butyl ether

DIPE = Di-isopropyl ether, analyzed by EPA Method 8260

ETBE = Ethyl tertiary butyl ether, analyzed by EPA Method 8260

TAME = Tertiary amyl methyl ether, analyzed by EPA Method 8260

TBA = Tertiary butyl alcohol, analyzed by EPA Method 8260

TOC = Top of Casing Elevation

SPH = Separate-Phase Hydrocarbons

GW = Groundwater

ug/L = Parts per billion

MSL = Mean sea level

ft. = Feet

<n = Below detection limit

(D) = Duplicate sample

NA = Not applicable

DO = Dissolved Oxygens

ppm = Parts per million

ORP = Oxidation Reduction Potential

mV = Millivolts

Notes:

a = Ground water surface had a sheen when sampled.

b = MTBE value is estimated by Sequoia Analytical of Redwood City, CA.

c = The concentration reported reflects individual or discrete unidentified peaks not matching a typical fuel pattern.

* = Sample analyzed outside the EPA recommended holding time.

Ethanol analyzed by EPA Method 8260B.

Site surveyed March 14, 2002 by Virgil Chavez Land Surveying of Vallejo, CA.

When separate-phase hydrocarbons are present, ground water elevation is adjusted using the relation: Corrected ground water elevation = Top-of-Casing Elevation - Depth to Water + (0.8 x Hydrocarbon Thickness).

February 08, 2006

Client: Cambria Env. Tech. (Emeryville) / SHELL (13675)
5900 Hollis Street, Suite A
Emeryville, CA 94608
Attn: Anni Kreml

Work Order: NPA3131
Project Name: 4255 MacArthur Blvd., Oakland, CA
Project Nbr: 98995758
Date Received: 01/31/06

SAMPLE IDENTIFICATION	LAB NUMBER	COLLECTION DATE AND TIME
MW-1	NPA3131-01	01/27/06 10:50
MW-2	NPA3131-02	01/27/06 11:12
MW-3	NPA3131-03	01/27/06 11:02
MW-4	NPA3131-04	01/27/06 10:30
MW-5	NPA3131-05	01/27/06 09:55

An executed copy of the chain of custody, the project quality control data, and the sample receipt form are also included as an addendum to this report. If you have any questions relating to this analytical report, please contact your Laboratory Project Manager at 1-800-765-0980. Any opinions, if expressed, are outside the scope of the Laboratory's accreditation.

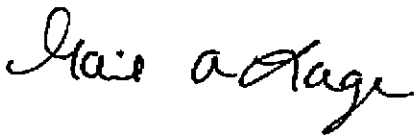
This material is intended only for the use of the individual(s) or entity to whom it is addressed, and may contain information that is privileged and confidential. If you are not the intended recipient, or the employee or agent responsible for delivering this material to the intended recipient, you are hereby notified that any dissemination, distribution, or copying of this material is strictly prohibited. If you have received this material in error, please notify us immediately at 615-726-0177.

California Certification Number: 01168CA

The Chain(s) of Custody, 3 pages, are included and are an integral part of this report.

These results relate only to the items tested. This report shall not be reproduced except in full and with permission of the laboratory.

Report Approved By:



Gail A Lage

Senior Project Manager

Client Cambria Env. Tech. (Emeryville) / SHELL (13675)
 5900 Hollis Street, Suite A
 Emeryville, CA 94608
 Attn Anni Kreml

Work Order: NPA3131
 Project Name: 4255 MacArthur Blvd., Oakland, CA
 Project Number: 98995758
 Received: 01/31/06 08:00

ANALYTICAL REPORT

Analyte	Result	Flag	Units	MRL	Dilution Factor	Analysis Date/Time	Method	Batch
---------	--------	------	-------	-----	-----------------	--------------------	--------	-------

Sample ID: NPA3131-01RE1 (MW-1 - Water) Sampled: 01/27/06 10:50

Volatile Organic Compounds by EPA Method 8260B

Benzene	6.92		ug/L	0.500	1	02/07/06 19:04	SW846 8260B	6021347
Methyl tert-Butyl Ether	1270		ug/L	10.0	20	02/07/06 19:26	SW846 8260B	6021347
Ethylbenzene	ND		ug/L	0.500	1	02/07/06 19:04	SW846 8260B	6021347
Toluene	ND		ug/L	0.500	1	02/05/06 15:31	SW846 8260B	6020326
Xylenes, total	ND		ug/L	0.500	1	02/07/06 19:04	SW846 8260B	6021347
Tertiary Butyl Alcohol	1380		ug/L	10.0	1	02/05/06 15:31	SW846 8260B	6020326
Surr: 1,2-Dichloroethane-d4 (70-130%)	100 %					02/05/06 15:31	SW846 8260B	6020326
Surr: 1,2-Dichloroethane-d4 (70-130%)	89 %					02/07/06 19:04	SW846 8260B	6021347
Surr: Dibromofluoromethane (79-122%)	110 %					02/05/06 15:31	SW846 8260B	6020326
Surr: Dibromofluoromethane (79-122%)	107 %					02/07/06 19:04	SW846 8260B	6021347
Surr: Toluene-d8 (78-121%)	101 %					02/05/06 15:31	SW846 8260B	6020326
Surr: Toluene-d8 (78-121%)	97 %					02/07/06 19:04	SW846 8260B	6021347
Surr: 4-Bromofluorobenzene (78-126%)	105 %					02/05/06 15:31	SW846 8260B	6020326
Surr: 4-Bromofluorobenzene (78-126%)	98 %					02/07/06 19:04	SW846 8260B	6021347

Purgeable Petroleum Hydrocarbons

Gasoline Range Organics	1720		ug/L	50.0	1	02/05/06 15:31	SW846 8260B	6020326
Surr: 1,2-Dichloroethane-d4 (0-200%)	100 %					02/05/06 15:31	SW846 8260B	6020326
Surr: Dibromofluoromethane (0-200%)	110 %					02/05/06 15:31	SW846 8260B	6020326
Surr: Toluene-d8 (0-200%)	101 %					02/05/06 15:31	SW846 8260B	6020326
Surr: 4-Bromofluorobenzene (0-200%)	105 %					02/05/06 15:31	SW846 8260B	6020326

Sample ID: NPA3131-02RE1 (MW-2 - Water) Sampled: 01/27/06 11:12

Volatile Organic Compounds by EPA Method 8260B

Benzene	1270		ug/L	10.0	20	02/08/06 05:49	SW846 8260B	6021329
Methyl tert-Butyl Ether	8210		ug/L	50.0	100	02/08/06 06:11	SW846 8260B	6021329
Ethylbenzene	1520		ug/L	10.0	20	02/08/06 05:49	SW846 8260B	6021329
Toluene	1280		ug/L	10.0	20	02/08/06 05:49	SW846 8260B	6021329
Xylenes, total	5370		ug/L	10.0	20	02/08/06 05:49	SW846 8260B	6021329
Tertiary Butyl Alcohol	10600		ug/L	200	20	02/08/06 05:49	SW846 8260B	6021329
Surr: 1,2-Dichloroethane-d4 (70-130%)	90 %					02/05/06 15:53	SW846 8260B	6020326
Surr: 1,2-Dichloroethane-d4 (70-130%)	85 %					02/08/06 05:49	SW846 8260B	6021329
Surr: Dibromofluoromethane (79-122%)	104 %					02/05/06 15:53	SW846 8260B	6020326
Surr: Dibromofluoromethane (79-122%)	102 %					02/08/06 05:49	SW846 8260B	6021329
Surr: Toluene-d8 (78-121%)	100 %					02/05/06 15:53	SW846 8260B	6020326
Surr: Toluene-d8 (78-121%)	98 %					02/08/06 05:49	SW846 8260B	6021329
Surr: 4-Bromofluorobenzene (78-126%)	105 %					02/05/06 15:53	SW846 8260B	6020326
Surr: 4-Bromofluorobenzene (78-126%)	95 %					02/08/06 05:49	SW846 8260B	6021329

Purgeable Petroleum Hydrocarbons

Gasoline Range Organics	56800		ug/L	1000	20	02/08/06 05:49	SW846 8260B	6021329
Surr: 1,2-Dichloroethane-d4 (0-200%)	85 %					02/08/06 05:49	SW846 8260B	6021329
Surr: Dibromofluoromethane (0-200%)	102 %					02/08/06 05:49	SW846 8260B	6021329
Surr: Toluene-d8 (0-200%)	98 %					02/08/06 05:49	SW846 8260B	6021329
Surr: 4-Bromofluorobenzene (0-200%)	95 %					02/08/06 05:49	SW846 8260B	6021329

Client Cambria Env. Tech. (Emeryville) / SHELL (13675)
 5900 Hollis Street, Suite A
 Emeryville, CA 94608
 Attn Anni Kreml

Work Order: NPA3131
 Project Name: 4255 MacArthur Blvd., Oakland, CA
 Project Number: 98995758
 Received: 01/31/06 08:00

ANALYTICAL REPORT

Analyte	Result	Flag	Units	MRL	Dilution Factor	Analysis Date/Time	Method	Batch
Sample ID: NPA3131-03RE2 (MW-3 - Water) Sampled: 01/27/06 11:02								
Volatile Organic Compounds by EPA Method 8260B								
Benzene	6520		ug/L	25.0	50	02/08/06 06:55	SW846 8260B	6021329
Methyl tert-Butyl Ether	1940		ug/L	5.00	10	02/08/06 06:33	SW846 8260B	6021329
Ethylbenzene	1350		ug/L	5.00	10	02/08/06 06:33	SW846 8260B	6021329
Toluene	139		ug/L	0.500	1	02/05/06 16:15	SW846 8260B	6020326
Xylenes, total	2160		ug/L	5.00	10	02/08/06 06:33	SW846 8260B	6021329
Tertiary Butyl Alcohol	1490		ug/L	100	10	02/08/06 06:33	SW846 8260B	6021329
Surr: 1,2-Dichloroethane-d4 (70-130%)	93 %					02/05/06 16:15	SW846 8260B	6020326
Surr: 1,2-Dichloroethane-d4 (70-130%)	82 %					02/08/06 06:33	SW846 8260B	6021329
Surr: 1,2-Dichloroethane-d4 (70-130%)	84 %					02/08/06 06:55	SW846 8260B	6021329
Surr: Dibromofluoromethane (79-122%)	106 %					02/05/06 16:15	SW846 8260B	6020326
Surr: Dibromofluoromethane (79-122%)	103 %					02/08/06 06:33	SW846 8260B	6021329
Surr: Dibromofluoromethane (79-122%)	102 %					02/08/06 06:55	SW846 8260B	6021329
Surr: Toluene-d8 (78-121%)	101 %					02/05/06 16:15	SW846 8260B	6020326
Surr: Toluene-d8 (78-121%)	98 %					02/08/06 06:33	SW846 8260B	6021329
Surr: Toluene-d8 (78-121%)	97 %					02/08/06 06:55	SW846 8260B	6021329
Surr: 4-Bromofluorobenzene (78-126%)	100 %					02/05/06 16:15	SW846 8260B	6020326
Surr: 4-Bromofluorobenzene (78-126%)	97 %					02/08/06 06:33	SW846 8260B	6021329
Surr: 4-Bromofluorobenzene (78-126%)	95 %					02/08/06 06:55	SW846 8260B	6021329
Purgeable Petroleum Hydrocarbons								
Gasoline Range Organics	38500		ug/L	500	10	02/08/06 06:33	SW846 8260B	6021329
Surr: 1,2-Dichloroethane-d4 (0-200%)	82 %					02/08/06 06:33	SW846 8260B	6021329
Surr: Dibromofluoromethane (0-200%)	103 %					02/08/06 06:33	SW846 8260B	6021329
Surr: Toluene-d8 (0-200%)	98 %					02/08/06 06:33	SW846 8260B	6021329
Surr: 4-Bromofluorobenzene (0-200%)	97 %					02/08/06 06:33	SW846 8260B	6021329
Sample ID: NPA3131-04 (MW-4 - Water) Sampled: 01/27/06 10:30								
Volatile Organic Compounds by EPA Method 8260B								
Benzene	34.3		ug/L	0.500	1	02/05/06 16:38	SW846 8260B	6020326
Methyl tert-Butyl Ether	198		ug/L	0.500	1	02/05/06 16:38	SW846 8260B	6020326
Ethylbenzene	8.69		ug/L	0.500	1	02/07/06 19:49	SW846 8260B	6021347
Toluene	2.37		ug/L	0.500	1	02/07/06 19:49	SW846 8260B	6021347
Xylenes, total	12.0		ug/L	0.500	1	02/07/06 19:49	SW846 8260B	6021347
Tertiary Butyl Alcohol	32100		ug/L	500	50	02/07/06 20:11	SW846 8260B	6021347
Surr: 1,2-Dichloroethane-d4 (70-130%)	95 %					02/05/06 16:38	SW846 8260B	6020326
Surr: 1,2-Dichloroethane-d4 (70-130%)	91 %					02/07/06 19:49	SW846 8260B	6021347
Surr: 1,2-Dichloroethane-d4 (70-130%)	85 %					02/07/06 20:11	SW846 8260B	6021347
Surr: Dibromofluoromethane (79-122%)	102 %					02/05/06 16:38	SW846 8260B	6020326
Surr: Dibromofluoromethane (79-122%)	103 %					02/07/06 19:49	SW846 8260B	6021347
Surr: Dibromofluoromethane (79-122%)	104 %					02/07/06 20:11	SW846 8260B	6021347
Surr: Toluene-d8 (78-121%)	100 %					02/05/06 16:38	SW846 8260B	6020326
Surr: Toluene-d8 (78-121%)	101 %					02/07/06 19:49	SW846 8260B	6021347
Surr: Toluene-d8 (78-121%)	100 %					02/07/06 20:11	SW846 8260B	6021347
Surr: 4-Bromofluorobenzene (78-126%)	100 %					02/05/06 16:38	SW846 8260B	6020326
Surr: 4-Bromofluorobenzene (78-126%)	96 %					02/07/06 19:49	SW846 8260B	6021347
Surr: 4-Bromofluorobenzene (78-126%)	98 %					02/07/06 20:11	SW846 8260B	6021347

Client Cambria Env. Tech. (Emeryville) / SHELL (13675)
 5900 Hollis Street, Suite A
 Emeryville, CA 94608
 Attn Anni Kreml

Work Order: NPA3131
 Project Name: 4255 MacArthur Blvd., Oakland, CA
 Project Number: 98995758
 Received: 01/31/06 08:00

ANALYTICAL REPORT

Analyte	Result	Flag	Units	MRL	Dilution Factor	Analysis Date/Time	Method	Batch
Sample ID: NPA3131-04 (MW-4 - Water) - cont. Sampled: 01/27/06 10:30								
Purgeable Petroleum Hydrocarbons								
Gasoline Range Organics	1140		ug/L	50.0	1	02/05/06 16:38	SW846 8260B	6020326
Surr: 1,2-Dichloroethane-d4 (0-200%)	95 %					02/05/06 16:38	SW846 8260B	6020326
Surr: Dibromofluoromethane (0-200%)	102 %					02/05/06 16:38	SW846 8260B	6020326
Surr: Toluene-d8 (0-200%)	100 %					02/05/06 16:38	SW846 8260B	6020326
Surr: 4-Bromofluorobenzene (0-200%)	100 %					02/05/06 16:38	SW846 8260B	6020326
Sample ID: NPA3131-05RE1 (MW-5 - Water) Sampled: 01/27/06 09:55								
Volatile Organic Compounds by EPA Method 8260B								
Benzene	ND		ug/L	0.500	1	02/08/06 01:22	SW846 8260B	6021329
Methyl tert-Butyl Ether	26.7		ug/L	0.500	1	02/05/06 17:00	SW846 8260B	6020326
Ethylbenzene	ND		ug/L	0.500	1	02/08/06 01:22	SW846 8260B	6021329
Toluene	ND		ug/L	0.500	1	02/05/06 17:00	SW846 8260B	6020326
Xylenes, total	ND		ug/L	0.500	1	02/05/06 17:00	SW846 8260B	6020326
Tertiary Butyl Alcohol	46.3		ug/L	10.0	1	02/08/06 01:22	SW846 8260B	6021329
Surr: 1,2-Dichloroethane-d4 (70-130%)	96 %					02/05/06 17:00	SW846 8260B	6020326
Surr: 1,2-Dichloroethane-d4 (70-130%)	86 %					02/08/06 01:22	SW846 8260B	6021329
Surr: Dibromofluoromethane (79-122%)	103 %					02/05/06 17:00	SW846 8260B	6020326
Surr: Dibromofluoromethane (79-122%)	101 %					02/08/06 01:22	SW846 8260B	6021329
Surr: Toluene-d8 (78-121%)	99 %					02/05/06 17:00	SW846 8260B	6020326
Surr: Toluene-d8 (78-121%)	98 %					02/08/06 01:22	SW846 8260B	6021329
Surr: 4-Bromofluorobenzene (78-126%)	104 %					02/05/06 17:00	SW846 8260B	6020326
Surr: 4-Bromofluorobenzene (78-126%)	96 %					02/08/06 01:22	SW846 8260B	6021329
Purgeable Petroleum Hydrocarbons								
Gasoline Range Organics	ND		ug/L	50.0	1	02/05/06 17:00	SW846 8260B	6020326
Surr: 1,2-Dichloroethane-d4 (0-200%)	96 %					02/05/06 17:00	SW846 8260B	6020326
Surr: Dibromofluoromethane (0-200%)	103 %					02/05/06 17:00	SW846 8260B	6020326
Surr: Toluene-d8 (0-200%)	99 %					02/05/06 17:00	SW846 8260B	6020326
Surr: 4-Bromofluorobenzene (0-200%)	104 %					02/05/06 17:00	SW846 8260B	6020326

Client Cambria Env. Tech. (Emeryville) / SHELL (13675)
 5900 Hollis Street, Suite A
 Emeryville, CA 94608
 Attn Anni Kreml

Work Order: NPA3131
 Project Name: 4255 MacArthur Blvd., Oakland, CA
 Project Number: 98995758
 Received: 01/31/06 08:00

PROJECT QUALITY CONTROL DATA
Blank

Analyte	Blank Value	Q	Units	Q.C. Batch	Lab Number	Analyzed Date/Time
Volatile Organic Compounds by EPA Method 8260B						
6020326-BLK1						
Benzene	<0.200		ug/L	6020326	6020326-BLK1	02/05/06 10:20
Methyl tert-Butyl Ether	<0.200		ug/L	6020326	6020326-BLK1	02/05/06 10:20
Ethylbenzene	<0.200		ug/L	6020326	6020326-BLK1	02/05/06 10:20
Toluene	<0.200		ug/L	6020326	6020326-BLK1	02/05/06 10:20
Xylenes, total	<0.350		ug/L	6020326	6020326-BLK1	02/05/06 10:20
Tertiary Butyl Alcohol	<5.06		ug/L	6020326	6020326-BLK1	02/05/06 10:20
Surrogate: 1,2-Dichloroethane-d4	105%			6020326	6020326-BLK1	02/05/06 10:20
Surrogate: Dibromofluoromethane	104%			6020326	6020326-BLK1	02/05/06 10:20
Surrogate: Toluene-d8	102%			6020326	6020326-BLK1	02/05/06 10:20
Surrogate: 4-Bromofluorobenzene	108%			6020326	6020326-BLK1	02/05/06 10:20
6021329-BLK1						
Benzene	<0.200		ug/L	6021329	6021329-BLK1	02/07/06 23:31
Methyl tert-Butyl Ether	<0.200		ug/L	6021329	6021329-BLK1	02/07/06 23:31
Ethylbenzene	<0.200		ug/L	6021329	6021329-BLK1	02/07/06 23:31
Toluene	<0.200		ug/L	6021329	6021329-BLK1	02/07/06 23:31
Xylenes, total	<0.350		ug/L	6021329	6021329-BLK1	02/07/06 23:31
Tertiary Butyl Alcohol	<5.06		ug/L	6021329	6021329-BLK1	02/07/06 23:31
Surrogate: 1,2-Dichloroethane-d4	88%			6021329	6021329-BLK1	02/07/06 23:31
Surrogate: Dibromofluoromethane	104%			6021329	6021329-BLK1	02/07/06 23:31
Surrogate: Toluene-d8	99%			6021329	6021329-BLK1	02/07/06 23:31
Surrogate: 4-Bromofluorobenzene	97%			6021329	6021329-BLK1	02/07/06 23:31
6021347-BLK1						
Benzene	<0.200		ug/L	6021347	6021347-BLK1	02/07/06 12:25
Methyl tert-Butyl Ether	<0.200		ug/L	6021347	6021347-BLK1	02/07/06 12:25
Ethylbenzene	<0.200		ug/L	6021347	6021347-BLK1	02/07/06 12:25
Toluene	<0.200		ug/L	6021347	6021347-BLK1	02/07/06 12:25
Xylenes, total	<0.350		ug/L	6021347	6021347-BLK1	02/07/06 12:25
Tertiary Butyl Alcohol	<5.06		ug/L	6021347	6021347-BLK1	02/07/06 12:25
Surrogate: 1,2-Dichloroethane-d4	89%			6021347	6021347-BLK1	02/07/06 12:25
Surrogate: Dibromofluoromethane	104%			6021347	6021347-BLK1	02/07/06 12:25
Surrogate: Toluene-d8	100%			6021347	6021347-BLK1	02/07/06 12:25
Surrogate: 4-Bromofluorobenzene	101%			6021347	6021347-BLK1	02/07/06 12:25
Purgeable Petroleum Hydrocarbons						
6020326-BLK1						
Gasoline Range Organics	<50.0		ug/L	6020326	6020326-BLK1	02/05/06 10:20
Surrogate: 1,2-Dichloroethane-d4	105%			6020326	6020326-BLK1	02/05/06 10:20
Surrogate: Dibromofluoromethane	104%			6020326	6020326-BLK1	02/05/06 10:20
Surrogate: Toluene-d8	102%			6020326	6020326-BLK1	02/05/06 10:20
Surrogate: 4-Bromofluorobenzene	108%			6020326	6020326-BLK1	02/05/06 10:20

Client Cambria Env. Tech. (Emeryville) / SHELL (13675)

5900 Hollis Street, Suite A

Emeryville, CA 94608

Attn Anni Kreml

Work Order: NPA3131

Project Name: 4255 MacArthur Blvd., Oakland, CA

Project Number: 98995758

Received: 01/31/06 08:00

PROJECT QUALITY CONTROL DATA

Blank - Cont.

Analyte	Blank Value	Q	Units	Q.C. Batch	Lab Number	Analyzed Date/Time
Purgeable Petroleum Hydrocarbons						
6021329-BLK1						
Gasoline Range Organics	<50.0		ug/L	6021329	6021329-BLK1	02/07/06 23:31
Surrogate: 1,2-Dichloroethane-d4	88%			6021329	6021329-BLK1	02/07/06 23:31
Surrogate: Dibromofluoromethane	104%			6021329	6021329-BLK1	02/07/06 23:31
Surrogate: Toluene-d8	99%			6021329	6021329-BLK1	02/07/06 23:31
Surrogate: 4-Bromofluorobenzene	97%			6021329	6021329-BLK1	02/07/06 23:31

Client Cambria Env. Tech. (Emeryville) / SHELL (13675)
 5900 Hollis Street, Suite A
 Emeryville, CA 94608
 Attn Anni Kreml

Work Order: NPA3131
 Project Name: 4255 MacArthur Blvd., Oakland, CA
 Project Number: 98995758
 Received: 01/31/06 08:00

PROJECT QUALITY CONTROL DATA
LCS

Analyte	Known Val.	Analyzed Val	Q	Units	% Rec.	Target Range	Batch	Analyzed Date/Time
Volatile Organic Compounds by EPA Method 8260B								
6020326-BS1								
Benzene	50.0	52.1		ug/L	104%	79 - 123	6020326	02/05/06 09:13
Methyl tert-Butyl Ether	50.0	44.0		ug/L	88%	66 - 142	6020326	02/05/06 09:13
Ethylbenzene	50.0	49.0		ug/L	98%	79 - 125	6020326	02/05/06 09:13
Toluene	50.0	50.5		ug/L	101%	78 - 122	6020326	02/05/06 09:13
Xylenes, total	150	148		ug/L	99%	79 - 130	6020326	02/05/06 09:13
Tertiary Butyl Alcohol	500	422		ug/L	84%	42 - 154	6020326	02/05/06 09:13
Surrogate: 1,2-Dichloroethane-d4	50.0	51.2			102%	70 - 130	6020326	02/05/06 09:13
Surrogate: Dibromofluoromethane	50.0	52.0			104%	79 - 122	6020326	02/05/06 09:13
Surrogate: Toluene-d8	50.0	51.9			104%	78 - 121	6020326	02/05/06 09:13
Surrogate: 4-Bromofluorobenzene	50.0	53.8			108%	78 - 126	6020326	02/05/06 09:13
6021329-BS1								
Benzene	50.0	56.3		ug/L	113%	79 - 123	6021329	02/07/06 22:24
Methyl tert-Butyl Ether	50.0	40.7		ug/L	81%	66 - 142	6021329	02/07/06 22:24
Ethylbenzene	50.0	48.7		ug/L	97%	79 - 125	6021329	02/07/06 22:24
Toluene	50.0	49.1		ug/L	98%	78 - 122	6021329	02/07/06 22:24
Xylenes, total	150	143		ug/L	95%	79 - 130	6021329	02/07/06 22:24
Tertiary Butyl Alcohol	500	429		ug/L	86%	42 - 154	6021329	02/07/06 22:24
Surrogate: 1,2-Dichloroethane-d4	50.0	43.2			86%	70 - 130	6021329	02/07/06 22:24
Surrogate: Dibromofluoromethane	50.0	51.3			103%	79 - 122	6021329	02/07/06 22:24
Surrogate: Toluene-d8	50.0	49.3			99%	78 - 121	6021329	02/07/06 22:24
Surrogate: 4-Bromofluorobenzene	50.0	47.2			94%	78 - 126	6021329	02/07/06 22:24
6021347-BS1								
Benzene	50.0	53.8		ug/L	108%	79 - 123	6021347	02/07/06 11:18
Methyl tert-Butyl Ether	50.0	41.8		ug/L	84%	66 - 142	6021347	02/07/06 11:18
Ethylbenzene	50.0	48.4		ug/L	97%	79 - 125	6021347	02/07/06 11:18
Toluene	50.0	50.1		ug/L	100%	78 - 122	6021347	02/07/06 11:18
Xylenes, total	150	146		ug/L	97%	79 - 130	6021347	02/07/06 11:18
Tertiary Butyl Alcohol	500	412		ug/L	82%	42 - 154	6021347	02/07/06 11:18
Surrogate: 1,2-Dichloroethane-d4	50.0	47.2			94%	70 - 130	6021347	02/07/06 11:18
Surrogate: Dibromofluoromethane	50.0	51.6			103%	79 - 122	6021347	02/07/06 11:18
Surrogate: Toluene-d8	50.0	50.7			101%	78 - 121	6021347	02/07/06 11:18
Surrogate: 4-Bromofluorobenzene	50.0	49.2			98%	78 - 126	6021347	02/07/06 11:18
Purgeable Petroleum Hydrocarbons								
6020326-BS1								
Gasoline Range Organics	3050	2420		ug/L	79%	67 - 130	6020326	02/05/06 09:13
Surrogate: 1,2-Dichloroethane-d4	50.0	51.2			102%	70 - 130	6020326	02/05/06 09:13
Surrogate: Dibromofluoromethane	50.0	52.0			104%	70 - 130	6020326	02/05/06 09:13
Surrogate: Toluene-d8	50.0	51.9			104%	70 - 130	6020326	02/05/06 09:13
Surrogate: 4-Bromofluorobenzene	50.0	53.8			108%	70 - 130	6020326	02/05/06 09:13

Client Cambria Env. Tech. (Emeryville) / SHELL (13675)
 5900 Hollis Street, Suite A
 Emeryville, CA 94608
 Attn Anni Kreml

Work Order: NPA3131
 Project Name: 4255 MacArthur Blvd., Oakland, CA
 Project Number: 98995758
 Received: 01/31/06 08:00

PROJECT QUALITY CONTROL DATA

LCS - Cont.

Analyte	Known Val.	Analyzed Val	Q	Units	% Rec.	Target Range	Batch	Analyzed Date/Time
Purgeable Petroleum Hydrocarbons								
6021329-BS1								
Gasoline Range Organics	3050	2230		ug/L	73%	67 - 130	6021329	02/07/06 22:24
Surrogate: 1,2-Dichloroethane-d4	50.0	43.2			86%	70 - 130	6021329	02/07/06 22:24
Surrogate: Dibromofluoromethane	50.0	51.3			103%	70 - 130	6021329	02/07/06 22:24
Surrogate: Toluene-d8	50.0	49.3			99%	70 - 130	6021329	02/07/06 22:24
Surrogate: 4-Bromofluorobenzene	50.0	47.2			94%	70 - 130	6021329	02/07/06 22:24

Client Cambria Env. Tech. (Emeryville) / SHELL (13675)
 5900 Hollis Street, Suite A
 Emeryville, CA 94608
 Attn Anni Kreml

Work Order: NPA3131
 Project Name: 4255 MacArthur Blvd., Oakland, CA
 Project Number: 98995758
 Received: 01/31/06 08:00

PROJECT QUALITY CONTROL DATA
Matrix Spike

Analyte	Orig. Val.	MS Val	Q	Units	Spike Conc	% Rec.	Target Range	Batch	Sample Spiked	Analyzed Date/Time
Volatile Organic Compounds by EPA Method 8260B										
6020326-MS1										
Benzene	ND	58.2		ug/L	50.0	116%	71 - 137	6020326	NPA3179-01	02/05/06 18:06
Methyl tert-Butyl Ether	4.08	55.5		ug/L	50.0	103%	55 - 152	6020326	NPA3179-01	02/05/06 18:06
Ethylbenzene	ND	53.8		ug/L	50.0	108%	72 - 139	6020326	NPA3179-01	02/05/06 18:06
Toluene	ND	50.7		ug/L	50.0	101%	73 - 133	6020326	NPA3179-01	02/05/06 18:06
Xylenes, total	ND	158		ug/L	150	105%	70 - 143	6020326	NPA3179-01	02/05/06 18:06
Tertiary Butyl Alcohol	ND	674		ug/L	500	135%	19 - 183	6020326	NPA3179-01	02/05/06 18:06
<i>Surrogate: 1,2-Dichloroethane-d4</i>		46.6		ug/L	50.0	93%	70 - 130	6020326	NPA3179-01	02/05/06 18:06
<i>Surrogate: Dibromofluoromethane</i>		52.3		ug/L	50.0	105%	79 - 122	6020326	NPA3179-01	02/05/06 18:06
<i>Surrogate: Toluene-d8</i>		50.2		ug/L	50.0	100%	78 - 121	6020326	NPA3179-01	02/05/06 18:06
<i>Surrogate: 4-Bromofluorobenzene</i>		50.8		ug/L	50.0	102%	78 - 126	6020326	NPA3179-01	02/05/06 18:06
Purgeable Petroleum Hydrocarbons										
6020326-MS1										
Gasoline Range Organics	ND	2290		ug/L	3050	75%	60 - 140	6020326	NPA3179-01	02/05/06 18:06
<i>Surrogate: 1,2-Dichloroethane-d4</i>		46.6		ug/L	50.0	93%	0 - 200	6020326	NPA3179-01	02/05/06 18:06
<i>Surrogate: Dibromofluoromethane</i>		52.3		ug/L	50.0	105%	0 - 200	6020326	NPA3179-01	02/05/06 18:06
<i>Surrogate: Toluene-d8</i>		50.2		ug/L	50.0	100%	0 - 200	6020326	NPA3179-01	02/05/06 18:06
<i>Surrogate: 4-Bromofluorobenzene</i>		50.8		ug/L	50.0	102%	0 - 200	6020326	NPA3179-01	02/05/06 18:06

Client Cambria Env. Tech. (Emeryville) / SHELL (13675)
 5900 Hollis Street, Suite A
 Emeryville, CA 94608
 Attn Anni Kreml

Work Order: NPA3131
 Project Name: 4255 MacArthur Blvd., Oakland, CA
 Project Number: 98995758
 Received: 01/31/06 08:00

PROJECT QUALITY CONTROL DATA
Matrix Spike Dup

Analyte	Orig. Val.	Duplicate	Q	Units	Spike Conc	% Rec.	Target Range	RPD	Limit	Batch	Sample Duplicated	Analyzed Date/Time
Volatile Organic Compounds by EPA Method 8260B												
6020326-MSD1												
Benzene	ND	52.9		ug/L	50.0	106%	71 - 137	10	23	6020326	NPA3179-01	02/05/06 18:29
Methyl tert-Butyl Ether	4.08	52.8		ug/L	50.0	97%	55 - 152	5	27	6020326	NPA3179-01	02/05/06 18:29
Ethylbenzene	ND	52.2		ug/L	50.0	104%	72 - 139	3	23	6020326	NPA3179-01	02/05/06 18:29
Toluene	ND	49.4		ug/L	50.0	99%	73 - 133	3	25	6020326	NPA3179-01	02/05/06 18:29
Xylenes, total	ND	155		ug/L	150	103%	70 - 143	2	27	6020326	NPA3179-01	02/05/06 18:29
Tertiary Butyl Alcohol	ND	739		ug/L	500	148%	19 - 183	9	39	6020326	NPA3179-01	02/05/06 18:29
<i>Surrogate: 1,2-Dichloroethane-d4</i>		47.6		ug/L	50.0	95%	70 - 130			6020326	NPA3179-01	02/05/06 18:29
<i>Surrogate: Dibromofluoromethane</i>		52.9		ug/L	50.0	106%	79 - 122			6020326	NPA3179-01	02/05/06 18:29
<i>Surrogate: Toluene-d8</i>		49.4		ug/L	50.0	99%	78 - 121			6020326	NPA3179-01	02/05/06 18:29
<i>Surrogate: 4-Bromofluorobenzene</i>		50.6		ug/L	50.0	101%	78 - 126			6020326	NPA3179-01	02/05/06 18:29
Purgeable Petroleum Hydrocarbons												
6020326-MSD1												
Gasoline Range Organics	ND	2040		ug/L	3050	67%	60 - 140	12	40	6020326	NPA3179-01	02/05/06 18:29
<i>Surrogate: 1,2-Dichloroethane-d4</i>		47.6		ug/L	50.0	95%	0 - 200			6020326	NPA3179-01	02/05/06 18:29
<i>Surrogate: Dibromofluoromethane</i>		52.9		ug/L	50.0	106%	0 - 200			6020326	NPA3179-01	02/05/06 18:29
<i>Surrogate: Toluene-d8</i>		49.4		ug/L	50.0	99%	0 - 200			6020326	NPA3179-01	02/05/06 18:29
<i>Surrogate: 4-Bromofluorobenzene</i>		50.6		ug/L	50.0	101%	0 - 200			6020326	NPA3179-01	02/05/06 18:29

Client Cambria Env. Tech. (Emeryville) / SHELL (13675)
5900 Hollis Street, Suite A
Emeryville, CA 94608
Attn Anni Kreml

Work Order: NPA3131
Project Name: 4255 MacArthur Blvd., Oakland, CA
Project Number: 98995758
Received: 01/31/06 08:00

CERTIFICATION SUMMARY

TestAmerica Analytical - Nashville

Method	Matrix	AIHA	Nelac	California
NA	Water			
SW846 8260B	Water	N/A	X	X


Client Cambria Env. Tech. (Emeryville) / SHELL (13675)
5900 Hollis Street, Suite A
Emeryville, CA 94608
Attn Anni Kreml

Work Order: NPA3131
Project Name: 4255 MacArthur Blvd., Oakland, CA
Project Number: 98995758
Received: 01/31/06 08:00

NELAC CERTIFICATION SUMMARY

TestAmerica Analytical - Nashville does not hold NELAC certifications for the following analytes included in this report

<u>Method</u>	<u>Matrix</u>	<u>Analyte</u>
SW846 8260B	Water	Gasoline Range Organics



COOLER RECEIPT FORM

BC#

NPA3131

Client Name : Cambria-env.

Cooler Received/Opened On: 1/31/2006 Accessed By: David Zeman

[Signature]
Log-in Personnel Signature

1. Temperature of Cooler when triaged: -7 Degrees Celsius
2. Were custody seals on outside of cooler?..... YES...NO...NA
 a. If yes, how many and where: 1 Fr
3. Were custody seals on containers?..... NO...YES...NA
4. Were the seals intact, signed, and dated correctly?..... YES...NO...NA
5. Were custody papers inside cooler?..... YES...NO...NA
6. Were custody papers properly filled out (ink, signed, etc)?..... YES...NO...NA
7. Did you sign the custody papers in the appropriate place?..... YES...NO...NA
8. What kind of packing material used? Bubblewrap Peanuts Vermiculite Foam Insert
 Ziplock baggies Paper Other None
9. Cooling process: Ice Ice-pack Ice (direct contact) Dry ice Other None
10. Did all containers arrive in good condition (unbroken)?..... YES...NO...NA
11. Were all container labels complete (#, date, signed, pres., etc)?..... YES...NO...NA
12. Did all container labels and tags agree with custody papers?..... YES...NO...NA
13. Were correct containers used for the analysis requested?..... YES...NO...NA
14. a. Were VOA vials received?..... YES...NO...NA
 b. Was there any observable head space present in any VOA vial?..... NO...YES...NA
15. Was sufficient amount of sample sent in each container?..... YES...NO...NA
16. Were correct preservatives used?..... YES...NO...NA

If not, record standard ID of preservative used here _____

17. Was residual chlorine present?..... NO...YES... NA

18. Indicate the Airbill Tracking Number (last 4 digits for Fedex only) and Name of Courier below:

1459
 Fed-Ex UPS Velocity DHL Route Off-street Misc.

19. If a Non-Conformance exists, see attached or comments below:

Lab Identification (if necessary):

- TA - Irvine, California
- TA - Morgan Hill, California
- TA - Nashville, Tennessee
- STL
- Other (location) _____

Shell Project Manager to be Invoiced:
Denise Brown NPA3131
 02/07/06 17:00
 ENVIRONMENTAL SERVICES
 TECHNICAL SERVICES
 CRMP HOUSTON
 NOT FOR ENV. REMEDIATION - NO ETIM - SEND PAPER INVOICE

INCIDENT NUMBER (ES ONLY)							
9	8	9	9	5	7	5	8
SAP or CRMT NUMBER (TS/CRMT)							

DATE: 1/27/06
 PAGE: 1 of 1

SAMPLING COMPANY:
Blaine Tech Services
BTSS
LOG CODE:
BTSS
ADDRESS:
1680 Rogers Avenue, San Jose, CA 95112
PROJECT CONTACT (Hardcopy or PDF Report to):
Michael Ninokata
TELEPHONE: 408-573-0555
FAX: 408-573-7771
E-MAIL: mninokata@blainetech.com

SITE ADDRESS: Street and City
4255 MacArthur Blvd., Oakland
State: CA
EDF DELIVERABLE TO (Responsible Party or Designee):
Anni Kreml, Cambria, Emeryville Office
PHONE NO.: (510)420-3335
SAMPLER NAME(S) (Print):
 P. Cornish

GLOBAL ID NO.: T0600101261
E-MAIL: shell.em.edf@cambria-env.com
CONSULTANT PROJECT NO.: 06012791
BTS #
LAB USE ONLY

TURNAROUND TIME (STANDARD IS 10 CALENDAR DAYS):
 STD 5 DAY 3 DAY 2 DAY 24 HOURS
 RESULTS NEEDED ON WEEKEND

REQUESTED ANALYSIS

GC/MS MTBE CONFIRMATION: HIGHEST _____ HIGHEST per BORING _____ ALL _____
SPECIAL INSTRUCTIONS OR NOTES: CHECK BOX IF EDD IS NOT NEEDED
RECEIPT VERIFICATION REQUESTED

TPH - Gas, Purgeable (8260B)	TPH - Diesel, Extractable (8015m)	BTEX (8260B)	5 Oxygenates (8260B) (MTBE, TBA, DIPE, TAME, ETBE)	MTBE (8260B)	TBA (8260B)	DIPE (8260B)	TAME (8260B)	ETBE (8260B)	1,2 DCA (8260B)	EDB (8260B)	Ethanol (8260B)	Methanol (8015M)	Ferrous Iron	Nitrate as Nitrate	Sulfate	MTBE (8260B) Confirmation, See Note
------------------------------	-----------------------------------	--------------	--	--------------	-------------	--------------	--------------	--------------	-----------------	-------------	-----------------	------------------	--------------	--------------------	---------	-------------------------------------

FIELD NOTES:
 Container/Preservative or PID Readings or Laboratory Notes
 TEMPERATURE ON RECEIPT C°

LAB USE ONLY	Field Sample Identification	SAMPLING		MATRIX	NO. OF CONT.	TPH - Gas, Purgeable (8260B)	TPH - Diesel, Extractable (8015m)	BTEX (8260B)	5 Oxygenates (8260B) (MTBE, TBA, DIPE, TAME, ETBE)	MTBE (8260B)	TBA (8260B)	DIPE (8260B)	TAME (8260B)	ETBE (8260B)	1,2 DCA (8260B)	EDB (8260B)	Ethanol (8260B)	Methanol (8015M)	Ferrous Iron	Nitrate as Nitrate	Sulfate	MTBE (8260B) Confirmation, See Note	TEMPERATURE ON RECEIPT C°
		DATE	TIME																				
	MW-1	1/27/06	1050	W	3	X	K	A	A														NPA 3131-01
	MW-2		1112		3	A	A	A	A														2
	MW-3		1102		3	A	A	A	A														3
	MW-4		1030		3	A	A	A	A														4
	MW-5		955		3	X	A	A	A														5

Relinquished by: (Signature)
 [Signature]
 Relinquished by: (Signature)
 [Signature]
 Relinquished by: (Signature)
 [Signature]

Received by: (Signature)
 [Signature] STAFFLE CUSTODIAN
 Received by: (Signature)
 [Signature]
 Received by: (Signature)
 [Signature]

Date: 1/27/06
 Date: 1/27/06
 Date: 1/27/06

Time: 1535
 Time: 1543
 Time: 1700

SEQUOIA ANALYTICAL SAMPLE RECEIPT LOG

CLIENT NAME: Shull / Blaine
 REC. BY (PRINT): E. Fallon
 WORKORDER: _____

DATE REC'D AT LAB: 1/27/06
 TIME REC'D AT LAB: 1700
 DATE LOGGED IN: _____

For Regulatory Purposes?
 DRINKING WATER YES / NO
 WASTE WATER YES / NO

CIRCLE THE APPROPRIATE RESPONSE	LAB SAMPLE #	DASH #	CLIENT ID	CONTAINER DESCRIPTION	PRESERVATIVE	pH	SAMPLE MATRIX	DATE SAMPLED	REMARKS: CONDITION (ETC.)
1. Custody Seal(s) Present / Absent Intact / Broken*									<div style="transform: rotate(-45deg); font-size: 2em; font-weight: bold;"> JBF 1/27/06 SEE COC </div>
2. Chain-of-Custody Present / Absent*									
3. Traffic Reports or Packing List: Present / Absent									
4. Airbill: Airbill / Sticker Present / Absent									
5. Airbill #:									
6. Sample Labels: Present / Absent									
7. Sample IDs: Listed / Not Listed on Chain-of-Custody									
8. Sample Condition: Intact / Broken* / Leaking*									
9. Does information on chain-of-custody, traffic reports and sample labels agree? Yes / No*									
10. Sample received within hold time? Yes / No*									
11. Adequate sample volume received? Yes / No*									
12. Proper preservatives used? Yes / No*									
13. Trip Blank / Temp Blank Received? (circle which, if yes) Yes / No *									
14. Read Temp: <u>4.8°C</u> Corrected Temp: <u>4.8°C</u> Is corrected temp 4 +/-2°C? Yes / No**									

(Acceptance range for samples requiring thermal pres.)
 **Exception (if any): METALS / DFF. ON ICE
 or Problem COC

*IF CIRCLED, CONTACT PROJECT MANAGER AND ATTACH RECORD OF RESOLUTION.

WELL GAUGING DATA

Project # 060127-PC1 Date 1/27/06 Client shell

Site 4255 MacArthur Blvd., Oakland

Well ID	Well Size (in.)	Sheen / Odor	Depth to Immiscible Liquid (ft.)	Thickness of Immiscible Liquid (ft.)	Volume of Immiscibles Removed (ml)	Depth to water (ft.)	Depth to well bottom (ft.)	Survey Point: TOB or TOC	
MW1	4					6.28	23.38	↓	
MW2	4					9.55	19.74		√SPH
MW3	4	odor	gauged w/ stinger in well			11.69	21.97		√SPH
MW4	2	No SPH detected				8.55	30.60		
MW5	2					6.21	19.91		

SHELL WELL MONITORING DATA SHEET

BTS #: 060177-PCL	Site: 90995758
Sampler: PC	Date: 1/27/06
Well I.D.: MW-1	Well Diameter: 2 3 <u>4</u> 6 8
Total Well Depth (TD): 23.30	Depth to Water (DTW): 6.60
Depth to Free Product:	Thickness of Free Product (feet):
Referenced to: <u>PVC</u> Grade	D.O. Meter (if req'd): YSI HACH
DTW with 80% Recharge [(Height of Water Column x 0.20) + DTW]: 10.09	

Purge Method: Bailor Waterra Sampling Method: ~~Bailor~~
 Disposable Bailor Peristaltic Disposable Bailor
 Positive Air Displacement Extraction Pump Extraction Port
 Electric Submersible Other _____ Dedicated Tubing

Other: _____

<u>10.9</u> (Gals.) X	<u>3</u>	=	<u>32.7</u> Gals.
1 Case Volume	Specified Volumes		Calculated Volume

Well Diameter	Multiplier	Well Diameter	Multiplier
1"	0.04	4"	0.65
2"	0.16	6"	1.47
3"	0.37	Other	radius ² + 0.163

Time	Temp (°F)	pH	Cond. (mS or µS)	Turbidity (NTUs)	Gals. Removed	Observations
847	62.8	6.6	1126	9	11	clear
	well dewatered					
1050	63.7	7.2	1110	68	-	

Did well dewater? Yes No Gallons actually evacuated: 14

Sampling Date: 1/27/06 Sampling Time: 1050 Depth to Water: 1233 zhr.

Sample I.D.: MW-1 Laboratory: STL Other: TA

Analyzed for: ~~TPH-G BTEX MTBE~~ : TPH-D Other: TBA

EB I.D. (if applicable): @ _____ Time Duplicate I.D. (if applicable):

Analyzed for: TPH-G BTEX MTBE TPH-D Other:

D.O. (if req'd):	Pre-purge:	mg/L	Post-purge:	mg/L
O.R.P. (if req'd):	Pre-purge:	mV	Post-purge:	mV

SHELL WELL MONITORING DATA SHEET

BTS #: <u>060127-PC1</u>	Site: <u>9B995758</u>
Sampler: <u>PC</u>	Date: <u>1/27/06</u>
Well I.D.: <u>MW-2</u>	Well Diameter: 2 3 <u>4</u> 6 8
Total Well Depth (TD): <u>19.74</u>	Depth to Water (DTW): <u>9.55</u>
Depth to Free Product:	Thickness of Free Product (feet):
Referenced to: <u>PVC</u> Grade	D.O. Meter (if req'd): YSI HACH
DTW with 80% Recharge [(Height of Water Column x 0.20) + DTW]: <u>11.59</u>	

Purge Method: Bailer Waterra Sampling Method: Bailer *Sheen*
 Disposable Bailer Peristaltic Disposable Bailer
 Positive Air Displacement Extraction Pump Extraction Port
 Electric Submersible Other _____ Dedicated Tubing

$\frac{6.6 \text{ (Gals.)} \times 3}{1 \text{ Case Volume}} = \frac{19.8 \text{ Gals.}}{\text{Specified Volumes}} = \text{Calculated Volume}$	<table border="1" style="width: 100%; border-collapse: collapse;"> <tr> <th>Well Diameter</th> <th>Multiplier</th> <th>Well Diameter</th> <th>Multiplier</th> </tr> <tr> <td>1"</td> <td>0.04</td> <td>4"</td> <td>0.65</td> </tr> <tr> <td>2"</td> <td>0.16</td> <td>6"</td> <td>1.47</td> </tr> <tr> <td>3"</td> <td>0.37</td> <td>Other</td> <td>radius² * 0.163</td> </tr> </table>	Well Diameter	Multiplier	Well Diameter	Multiplier	1"	0.04	4"	0.65	2"	0.16	6"	1.47	3"	0.37	Other	radius ² * 0.163
Well Diameter	Multiplier	Well Diameter	Multiplier														
1"	0.04	4"	0.65														
2"	0.16	6"	1.47														
3"	0.37	Other	radius ² * 0.163														

Time	Temp (°F)	pH	Cond. (mS or μ S)	Turbidity (NTUs)	Gals. Removed	Observations
920	62.3	6.8	1015		6.5	odor, sheen
	well dewatered					
1112	64.1	6.8	982		-	odor, sheen

Did well dewater? Yes No Gallons actually evacuated: 10

Sampling Date: 1/27/06 Sampling Time: 1112 Depth to Water: 1007

Sample I.D.: MW-2 Laboratory: STL Other: TA

Analyzed for: TPH-G BTEX MTBE TPH-D Other: TBA

EB I.D. (if applicable): _____ @ _____ Time Duplicate I.D. (if applicable): _____

Analyzed for: TPH-G BTEX MTBE TPH-D Other: _____

D.O. (if req'd):	Pre-purge:	mg/L	Post-purge:	mg/L
O.R.P. (if req'd):	Pre-purge:	mV	Post-purge:	mV

SHELL WELL MONITORING DATA SHEET

BTS #: <u>0600127-PC1</u>	Site: <u>9899 5758</u>
Sampler: <u>PC</u>	Date: <u>1/27/00</u>
Well I.D.: <u>MW-3</u>	Well Diameter: 2 3 <u>4</u> 6 8
Total Well Depth (TD): <u>21.97</u>	Depth to Water (DTW): <u>11.69</u>
Depth to Free Product:	Thickness of Free Product (feet):
Referenced to: <u>Rve</u> Grade	D.O. Meter (if req'd): YSI HACH
DTW with 80% Recharge [(Height of Water Column x 0.20) + DTW]: <u>13.75</u>	

Purge Method: Bailer Waterra Sampling Method: Bailer
 Disposable Bailer Peristaltic Disposable Bailer *Sheen*
 Positive Air Displacement Extraction Pump Extraction Port
 Electric Submersible Other _____ Dedicated Tubing

<u>6.6</u> (Gals.) X <u>3</u> = <u>19.8</u> Gals.			
1 Case Volume	Specified Volumes	Calculated Volume	

Well Diameter	Multiplier	Well Diameter	Multiplier
1"	0.04	4"	0.65
2"	0.16	6"	1.47
3"	0.37	Other	radius ² * 0.163

Time	Temp (°F)	pH	Cond. (mS or µS)	Turbidity (NTUs)	Gals. Removed	Observations
<u>855</u>	<u>63.6</u>	<u>6.6</u>	<u>1258</u>	<u>45</u>	<u>6.5</u>	<u>odor</u>
	<u>well dewatered</u>					
<u>1102</u>	<u>69.5</u>	<u>6.7</u>	<u>1346</u>	<u>22</u>	<u>-</u>	<u>odor</u>

Did well dewater? No Gallons actually evacuated: 7

Sampling Date: 1/27/00 Sampling Time: 1102 Depth to Water: 12.70

Sample I.D.: MW-3 Laboratory: STL Other: (TA)

Analyzed for: TPH-G BTEX MTBE TPH-D Other: TBA

EB I.D. (if applicable): _____ @ _____ Time Duplicate I.D. (if applicable): _____

Analyzed for: TPH-G BTEX MTBE TPH-D Other: _____

D.O. (if req'd):	Pre-purge:	mg/L	Post-purge:	mg/L
O.R.P. (if req'd):	Pre-purge:	mV	Post-purge:	mV

Blaine Tech Services, Inc. 1680 Rogers Ave., San Jose, CA 95112 (800) 545-7558

SHELL WELL MONITORING DATA SHEET

BTS #: <u>060127-PC1</u>	Site: <u>98995758</u>
Sampler: <u>PC</u>	Date: <u>1/27/06</u>
Well I.D.: <u>MW-4</u>	Well Diameter: <u>(2)</u> 3 4 6 8
Total Well Depth (TD): <u>30.66</u>	Depth to Water (DTW): <u>6.55</u>
Depth to Free Product:	Thickness of Free Product (feet):
Referenced to: <u>PVC</u> Grade	D.O. Meter (if req'd): YSI HACH
DTW with 80% Recharge [(Height of Water Column x 0.20) + DTW]: <u>12.97</u>	

Purge Method: Bailer Water: Peristaltic Sampling Method: Bailer
 Disposable Bailer Extraction Pump Disposable Bailer
 Positive Air Displacement Other _____ Extraction Port
 Electric Submersible Other _____ Dedicated Tubing

$\underline{3.5} \text{ (Gals.)} \times \underline{3} = \underline{10.5} \text{ Gals.}$	<table border="1" style="width: 100%; border-collapse: collapse;"> <tr> <th>Well Diameter</th> <th>Multiplier</th> <th>Well Diameter</th> <th>Multiplier</th> </tr> <tr> <td>1"</td> <td>0.04</td> <td>4"</td> <td>0.65</td> </tr> <tr> <td>2"</td> <td>0.16</td> <td>6"</td> <td>1.47</td> </tr> <tr> <td>3"</td> <td>0.37</td> <td>Other</td> <td>radius² * 0.163</td> </tr> </table>	Well Diameter	Multiplier	Well Diameter	Multiplier	1"	0.04	4"	0.65	2"	0.16	6"	1.47	3"	0.37	Other	radius ² * 0.163
Well Diameter	Multiplier	Well Diameter	Multiplier														
1"	0.04	4"	0.65														
2"	0.16	6"	1.47														
3"	0.37	Other	radius ² * 0.163														
1 Case Volume	Specified Volumes	Calculated Volume															

Time	Temp (°F)	pH	Cond. (mS or μ S)	Turbidity (NTUs)	Gals. Removed	Observations
1010	62.5	6.9	1168	452	3.5	
1016	63.9	6.8	1141	691	7	
1024	61.6	7.0	1121	725	10.5	

Did well dewater? Yes No Gallons actually evacuated: 10.5

Sampling Date: 1/27/06 Sampling Time: 1030 Depth to Water: 12.80

Sample I.D.: MW-4 Laboratory: STL Other: TBA

Analyzed for: TPH-G BTEX MTBE TPH-D Other: TBA

EB I.D. (if applicable): _____ @ _____ Time Duplicate I.D. (if applicable): _____

Analyzed for: TPH-G BTEX MTBE TPH-D Other: _____

D.O. (if req'd):	Pre-purge:	mg/L	Post-purge:	mg/L
O.R.P. (if req'd):	Pre-purge:	mV	Post-purge:	mV

SHELL WELL MONITORING DATA SHEET

BTS #: <u>D120127-961</u>	Site: <u>98995758</u>
Sampler: <u>PC</u>	Date: <u>1/27/06</u>
Well I.D.: <u>MW-5</u>	Well Diameter: <u>2</u> 3 4 6 8 _____
Total Well Depth (TD): <u>19.91</u>	Depth to Water (DTW): <u>6.21</u>
Depth to Free Product:	Thickness of Free Product (feet):
Referenced to: <u>PPO</u> Grade	D.O. Meter (if req'd): <u>YSI</u> <u>HACH</u>
DTW with 80% Recharge [(Height of Water Column x 0.20) + DTW]: <u>8.95</u>	

Purge Method: Bailer Waterra Sampling Method: Bailer
 Disposable Bailer Peristaltic Disposable Bailer
 Positive Air Displacement Extraction Pump Extraction Port
 Electric Submersible Other _____ Dedicated Tubing

$\frac{7.2 \text{ (Gals.)} \times 3}{\text{Specified Volumes}} = \frac{6.6 \text{ Gals.}}{\text{Calculated Volume}}$	<table border="1" style="font-size: small;"> <thead> <tr> <th>Well Diameter</th> <th>Multiplier</th> <th>Well Diameter</th> <th>Multiplier</th> </tr> </thead> <tbody> <tr> <td>1"</td> <td>0.04</td> <td>4"</td> <td>0.65</td> </tr> <tr> <td>2"</td> <td>0.16</td> <td>6"</td> <td>1.47</td> </tr> <tr> <td>3"</td> <td>0.37</td> <td>Other</td> <td>radius² * 0.163</td> </tr> </tbody> </table>	Well Diameter	Multiplier	Well Diameter	Multiplier	1"	0.04	4"	0.65	2"	0.16	6"	1.47	3"	0.37	Other	radius ² * 0.163
Well Diameter	Multiplier	Well Diameter	Multiplier														
1"	0.04	4"	0.65														
2"	0.16	6"	1.47														
3"	0.37	Other	radius ² * 0.163														

Time	Temp (°F)	pH	Cond. (mS or μS)	Turbidity (NTUs)	Gals. Removed	Observations
940	69.8	7.1	694	501	2	
944	60.9	6.9	694	919	4	
948	60.2	7.2	756	21000	6.6	

Did well dewater? Yes <input type="checkbox"/> No <input checked="" type="checkbox"/>		Gallons actually evacuated: <u>6.6</u>	
Sampling Date: <u>1/27/06</u>		Sampling Time: <u>9:55</u>	Depth to Water: <u>7.92</u>
Sample I.D.: <u>MW-5</u>		Laboratory: <u>STL</u>	Other: <u>TA</u>
Analyzed for: <u>TPH-G BTEX MTBE</u> TPH-D Other: <u>TBA</u>			
EB I.D. (if applicable): _____ @ _____ Time		Duplicate I.D. (if applicable): _____	
Analyzed for: TPH-G BTEX MTBE TPH-D Other: _____			
D.O. (if req'd):	Pre-purge:	<input type="text"/>	mg/L
	Post-purge:	<input type="text"/>	mg/L
O.R.P. (if req'd):	Pre-purge:	<input type="text"/>	mV
	Post-purge:	<input type="text"/>	mV

ATTACHMENT B
76 Service Station #1156
Groundwater Monitoring Data and Analytical Results

Table 1
CURRENT FLUID LEVELS AND SELECTED ANALYTICAL RESULTS
January 27, 2006
76 Station 1156

Date Sampled	TOC Elevation (feet)	Depth to Water (feet)	LPH Thickness (feet)	Ground-water Elevation (feet)	Change in Elevation (feet)	TPH-G (8015M) (µg/l)	TPPH (8260) (µg/l)	Benzene (µg/l)	Toluene (µg/l)	Ethyl-benzene (µg/l)	Total Xylenes (µg/l)	MTBE (8021B) (µg/l)	MTBE (8260B) (µg/l)	Comments
MW-1	(Screen Interval in feet: 5.0-25.0)													
01/27/06	177.54	5.08	0.00	172.46	0.88	94000	--	7400	19000	3700	14000	450	360	
MW-2	(Screen Interval in feet: 5.0-25.0)													
01/27/06	173.50	4.10	0.00	169.40	0.51	2500	--	1.0	2.6	ND<0.30	ND<0.60	2600	2800	
MW-3	(Screen Interval in feet: 5.0-25.0)													
01/27/06	178.13	5.24	0.00	172.89	1.11	3200	--	120	140	270	460	280	250	
MW-4	(Screen Interval in feet: 5.0-25.0)													
01/27/06	178.96	3.65	0.00	175.31	0.59	2800	--	580	20	130	230	320	240	
MW-5	(Screen Interval in feet: DNA)													
01/27/06	169.18	2.03	0.00	167.15	-0.11	490	--	ND<0.30	ND<0.30	ND<0.30	ND<0.60	580	610	
MW-6	(Screen Interval in feet: DNA)													
01/27/06	169.04	1.32	0.00	167.72	0.58	ND<50	--	ND<0.30	ND<0.30	ND<0.30	ND<0.60	ND<1.0	ND<0.50	
MW-7	(Screen Interval in feet: DNA)													
01/27/06	171.64	5.82	0.00	165.82	0.96	8200	--	0.64	1.6	ND<0.30	ND<0.60	9900	7900	

Table 1 a
ADDITIONAL CURRENT ANALYTICAL RESULTS
76 Station 1156

Date Sampled	TPH-D (µg/l)	TBA (µg/l)	Ethanol (8260B) (µg/l)	Ethylene- dibromide (EDB) (µg/l)	1,2-DCA (EDC) (µg/l)	DIPE (µg/l)	ETBE (µg/l)	TAME (µg/l)
MW-1								
01/27/06	9000	ND<500	ND<12000	ND<25	ND<25	ND<25	ND<25	ND<25
MW-2								
01/27/06	--	15200	ND<12000	ND<25	ND<25	ND<25	ND<25	ND<25
MW-3								
01/27/06	--	ND<10	ND<250	ND<0.50	1.5	ND<0.50	ND<0.50	ND<0.50
MW-4								
01/27/06	--	1280	ND<2500	ND<5.0	ND<5.0	ND<5.0	ND<5.0	ND<5.0
MW-5								
01/27/06	--	1000	ND<2500	ND<5.0	ND<5.0	ND<5.0	ND<5.0	ND<5.0
MW-6								
01/27/06	--	ND<10	ND<250	ND<0.50	ND<0.50	ND<0.50	ND<0.50	ND<0.50
MW-7								
01/27/06	--	1600	ND<25000	ND<50	ND<50	ND<50	ND<50	ND<50

Table 2
HISTORIC FLUID LEVELS AND SELECTED ANALYTICAL RESULTS
July 1999 Through January 2006
76 Station 1156

Date Sampled	TOC Elevation (feet)	Depth to Water (feet)	LPH Thickness (feet)	Ground-water Elevation (feet)	Change in Elevation (feet)	TPH-G (8015M) (µg/l)	TPPH (8260) (µg/l)	Benzene (µg/l)	Toluene (µg/l)	Ethyl-benzene (µg/l)	Total Xylenes (µg/l)	MTBE (8021B) (µg/l)	MTBE (8260B) (µg/l)	Comments
MW-1		(Screen Interval in feet: 5.0-25.0)												
07/20/99	174.86	7.50	0.00	167.36	--	120000	--	11000	27000	3300	18000	ND	--	
09/28/99	174.86	8.75	0.00	166.11	-1.25	6020	--	1030	1040	68.5	412	321	333	
01/07/00	174.86	9.05	0.02	165.82	-0.29	72700	--	7410	13900	2070	9620	ND	--	GWE corrected
03/31/00	174.86	7.18	0.00	167.68	1.86	92000	--	10000	23000	3200	14000	ND	--	
07/14/00	174.86	7.68	0.00	167.18	-0.50	108000	--	8250	18700	3750	17800	ND	--	
10/03/00	174.86	7.99	0.00	166.87	-0.31	96000	--	8760	20000	3350	15600	ND	--	
01/03/01	174.86	9.18	0.00	165.68	-1.19	37000	--	5800	13000	1700	8100	2200	--	
04/04/01	174.86	8.05	0.00	166.81	1.13	86900	--	7780	18500	2470	11800	ND	481	
07/17/01	174.86	7.01	0.00	167.85	1.04	79000	--	5600	11000	2800	12000	ND	230	
10/03/01	177.54	7.89	0.00	169.65	1.80	99000	--	8200	18000	3000	16000	ND<2500	--	
10/05/01	177.54	7.91	0.00	169.63	-0.02	--	--	--	--	--	--	--	--	
01/28/02	177.54	5.98	0.00	171.56	1.93	110000	--	8900	19000	2600	12000	3000	440	
04/25/02	177.54	6.19	0.00	171.35	-0.21	93000	--	8100	18000	3000	15000	810	670	
07/18/02	177.54	6.99	0.00	170.55	-0.80	69000	--	5400	10000	2100	10000	ND<500	620	
10/07/02	177.54	7.73	0.00	169.81	-0.74	82000	--	9200	20000	2600	13000	1300	760	
01/06/03	177.54	5.48	0.00	172.06	2.25	82000	--	6500	18000	2700	11000	ND<1000	790	
04/07/03	177.54	6.30	0.00	171.24	-0.82	74000	--	7000	15000	2400	11000	1000	800	
07/07/03	177.54	6.47	0.00	171.07	-0.17	60000	--	6400	11000	2600	11000	600	530	
10/09/03	177.54	7.85	0.00	169.69	-1.38	91000	81000	8100	17000	3200	14000	--	660	Sampled for TPH-G by 8015M on 11/14/03.
01/14/04	177.54	6.69	0.00	170.85	1.16	98000	--	8000	21000	2600	15000	ND<1300	ND<800	
04/28/04	177.54	6.43	0.00	171.11	0.26	93000	--	9000	20000	1300	10000	1400	560	
07/12/04	177.54	7.44	0.00	170.10	-1.01	57000	--	6900	7200	1600	580	490	440	
10/25/04	177.54	7.54	0.00	170.00	-0.10	66000	--	7300	19000	2700	14000	ND<1300	330	

Table 2
HISTORIC FLUID LEVELS AND SELECTED ANALYTICAL RESULTS
July 1999 Through January 2006
76 Station 1156

Date Sampled	TOC Elevation (feet)	Depth to Water (feet)	LPH Thickness (feet)	Ground-water Elevation (feet)	Change in Elevation (feet)	TPH-G (8015M) (µg/l)	TPPH (8260) (µg/l)	Benzene (µg/l)	Toluene (µg/l)	Ethyl-benzene (µg/l)	Total Xylenes (µg/l)	MTBE (8021B) (µg/l)	MTBE (8260B) (µg/l)	Comments
MW-1 continued														
01/17/05	177.54	5.79	0.00	171.75	1.75	86000	--	8600	21000	3200	15000	ND<1300	570	
04/06/05	177.54	4.93	0.00	172.61	0.86	85000	--	8400	20000	3200	16000	ND<1300	580	
07/08/05	177.54	5.35	0.00	172.19	-0.42	69000	--	7100	17000	2700	14000	ND<1300	290	
10/07/05	177.54	5.96	0.00	171.58	-0.61	68000	--	5900	8300	1800	8300	330	250	
01/27/06	177.54	5.08	0.00	172.46	0.88	94000	--	7400	19000	3700	14000	450	360	
MW-2 (Screen Interval in feet: 5.0-25.0)														
07/20/99	173.01	5.40	--	167.61	--	ND	--	ND	ND	ND	ND	4500	11000	
09/28/99	173.01	5.60	0.00	167.41	-0.20	1390	--	124	ND	62.9	43.1	5280	6150	
01/07/00	173.01	5.92	0.00	167.09	-0.32	1450	--	99	ND	23.8	16	33100	--	
03/31/00	173.01	5.23	0.00	167.78	0.69	ND	--	42	ND	ND	ND	17000	--	
07/14/00	173.01	5.52	0.00	167.49	-0.29	ND	--	44.7	ND	ND	ND	66500	--	
10/03/00	173.01	6.04	0.00	166.97	-0.52	ND	--	56.7	ND	ND	ND	57500	--	
01/03/01	173.01	6.42	0.00	166.59	-0.38	ND	--	ND	ND	ND	ND	49000	--	
04/04/01	173.01	6.14	0.00	166.87	0.28	ND	--	ND	ND	ND	ND	38700	37800	
07/17/01	173.01	5.30	0.00	167.71	0.84	ND	--	ND	ND	ND	ND	65000	56000	
10/03/01	173.50	7.38	0.00	166.12	-1.59	ND<250	--	2.7	ND<2.5	ND<2.5	ND<2.5	14000	18000	
01/28/02	173.50	5.68	0.00	167.82	1.70	ND<250	--	2.5	4.4	2.8	7.4	11000	10000	
04/25/02	173.50	5.82	0.00	167.68	-0.14	ND<50	--	ND<0.50	ND<0.50	ND<0.50	ND<0.50	8400	8100	
07/18/02	173.50	6.90	0.00	166.60	-1.08	ND<500	--	ND<5.0	ND<5.0	ND<5.0	ND<5.0	4300	8800	
10/07/02	173.50	7.54	0.00	165.96	-0.64	4300	--	ND<10	27	21	75	7100	5900	
01/06/03	173.50	6.79	0.00	166.71	0.75	5900	--	ND<5.0	ND<5.0	ND<5.0	ND<5.0	31000	35000	
04/07/03	173.50	6.49	0.00	167.01	0.30	1500	--	ND<10	14	11	38	2000	1500	
07/07/03	173.50	6.72	0.00	166.78	-0.23	ND<2500	--	ND<25	ND<25	ND<25	ND<25	5500	8300	

Table 2
HISTORIC FLUID LEVELS AND SELECTED ANALYTICAL RESULTS
July 1999 Through January 2006
76 Station 1156

Date Sampled	TOC Elevation (feet)	Depth to Water (feet)	LPH Thickness (feet)	Ground-water Elevation (feet)	Change in Elevation (feet)	TPH-G (8015M) (µg/l)	TPPH (8260) (µg/l)	Benzene (µg/l)	Toluene (µg/l)	Ethyl-benzene (µg/l)	Total Xylenes (µg/l)	MTBE (8021B) (µg/l)	MTBE (8260B) (µg/l)	Comments
MW-2 continued														
10/09/03	173.50	7.16	0.00	166.34	-0.44	3500	ND<5000	ND<50	ND<50	ND<50	ND<100	--	8500	Sampled for TPH-G by 8015M on 11/14/03.
01/14/04	173.50	5.53	0.00	167.97	1.63	3200	--	ND<25	ND<25	ND<25	ND<25	2600	3200	
04/28/04	173.50	5.21	0.00	168.29	0.32	22000	--	ND<3	9.2	ND<3	ND<6	35000	22000	
07/12/04	173.50	5.83	0.00	167.67	-0.62	1700	--	3.8	18	2.6	16	3000	3000	
10/25/04	173.50	6.89	0.00	166.61	-1.06	3400	--	ND<25	ND<25	ND<25	ND<25	1800	1600	
01/17/05	173.50	5.70	0.00	167.80	1.19	1700	--	ND<10	ND<10	ND<10	ND<10	1600	1500	
04/06/05	173.50	4.50	0.00	169.00	1.20	3000	--	ND<20	ND<20	ND<20	ND<20	2500	3200	
07/08/05	173.50	4.69	0.00	168.81	-0.19	ND<2000	--	ND<20	ND<20	ND<20	ND<20	2900	3100	
10/07/05	173.50	4.61	0.00	168.89	0.08	7500	--	6.7	6.6	ND<3.0	ND<6.0	5900	5200	
01/27/06	173.50	4.10	0.00	169.40	0.51	2500	--	1.0	2.6	ND<0.30	ND<0.60	2600	2800	
MW-3 (Screen Interval in feet: 5.0-25.0)														
07/20/99	178.44	8.50	--	169.94	--	1000	--	76	52	79	76	330	--	
09/28/99	178.44	8.31	0.00	170.13	0.19	1860	--	174	95.4	71.8	135	443	288	
01/07/00	178.44	8.56	0.00	169.88	-0.25	28400	--	2450	3090	1560	3910	1940	--	
03/31/00	178.44	8.42	0.00	170.02	0.14	26000	--	1300	2900	2600	3500	2800	--	
07/14/00	178.44	8.61	0.00	169.83	-0.19	24500	--	1850	2630	2750	3900	548	--	
10/03/00	178.44	9.14	0.00	169.30	-0.53	22000	--	1910	2020	2400	2680	965	--	
01/03/01	178.44	9.06	0.00	169.38	0.08	14000	--	1600	1100	2300	1400	3300	--	
04/04/01	178.44	8.98	0.00	169.46	0.08	19600	--	1150	1470	2100	1820	1050	450	
07/17/01	178.44	7.46	0.00	170.98	1.52	26000	--	1500	2100	2100	3400	ND	350	
10/03/01	178.13	9.81	0.00	168.32	-2.66	22000	--	830	1900	1700	3000	ND<1000	--	
01/28/02	178.13	7.39	0.00	170.74	2.42	30000	--	880	2600	1800	4300	3200	210	
04/25/02	178.13	7.86	0.00	170.27	-0.47	18000	--	500	2000	1300	3800	500	260	

Table 2
HISTORIC FLUID LEVELS AND SELECTED ANALYTICAL RESULTS
July 1999 Through January 2006
76 Station 1156

Date Sampled	TOC Elevation (feet)	Depth to Water (feet)	LPH Thickness (feet)	Ground-water Elevation (feet)	Change in Elevation (feet)	TPH-G (8015M) (µg/l)	TPPH (8260) (µg/l)	Benzene (µg/l)	Toluene (µg/l)	Ethyl-benzene (µg/l)	Total Xylenes (µg/l)	MTBE (8021B) (µg/l)	MTBE (8260B) (µg/l)	Comments
MW-3 continued														
07/18/02	178.13	8.83	0.00	169.30	-0.97	37000	--	1800	3800	2200	8000	ND<250	270	
10/07/02	178.13	9.71	0.00	168.42	-0.88	26000	--	600	2000	1800	6400	ND<120	ND<200	
01/06/03	178.13	7.40	0.00	170.73	2.31	27000	--	800	2100	2000	6400	440	110	
04/07/03	178.13	8.17	0.00	169.96	-0.77	28000	--	660	2200	1900	6300	440	100	
07/07/03	178.13	8.35	0.00	169.78	-0.18	33000	--	1200	2500	2700	8300	280	100	
10/09/03	178.13	9.39	0.00	168.74	-1.04	3800	6000	120	260	390	1200	--	190	Sampled for TPH-G by 8015M on 11/14/03.
01/14/04	178.13	6.86	0.00	171.27	2.53	5100	--	120	240	310	720	190	230	
04/28/04	178.13	6.63	0.00	171.50	0.23	7300	--	250	440	580	1300	740	240	
07/12/04	178.13	7.41	0.00	170.72	-0.78	5500	--	350	310	120	350	180	100	
10/25/04	178.13	8.81	0.00	169.32	-1.40	3300	--	96	140	270	490	94	260	
01/17/05	178.13	6.37	0.00	171.76	2.44	3400	--	150	270	360	750	55	200	
04/06/05	178.13	4.69	0.00	173.44	1.68	14000	--	420	1300	1000	3100	ND<250	200	
07/08/05	178.13	5.23	0.00	172.90	-0.54	5000	--	180	290	500	800	ND<250	150	
10/07/05	178.13	6.35	0.00	171.78	-1.12	6800	--	270	120	ND<0.30	210	260	180	
01/27/06	178.13	5.24	0.00	172.89	1.11	3200	--	120	140	270	460	280	250	
MW-4 (Screen Interval in feet: 5.0-25.0)														
07/20/99	179.10	7.40	--	171.70	--	69	--	2.7	0.77	ND	7.1	100	--	
09/28/99	179.10	7.19	0.00	171.91	0.21	4050	--	1250	72	51.3	133	416	459	
01/07/00	179.10	8.98	0.00	170.12	-1.79	7010	--	2260	167	271	276	764	--	
03/31/00	179.10	7.26	0.00	171.84	1.72	5500	--	1800	230	330	400	1000	--	
07/14/00	179.10	7.67	0.00	171.43	-0.41	7940	--	2810	332	450	247	1530	--	
10/03/00	179.10	8.12	0.00	170.98	-0.45	11400	--	3110	437	519	816	1040	--	
01/03/01	179.10	9.10	0.00	170.00	-0.98	8600	--	2500	340	480	960	850	--	

Table 2
HISTORIC FLUID LEVELS AND SELECTED ANALYTICAL RESULTS
July 1999 Through January 2006
76 Station 1156

Date Sampled	TOC Elevation (feet)	Depth to Water (feet)	LPH Thickness (feet)	Ground-water Elevation (feet)	Change in Elevation (feet)	TPH-G (8015M) (µg/l)	TPPH (8260) (µg/l)	Benzene (µg/l)	Toluene (µg/l)	Ethyl-benzene (µg/l)	Total Xylenes (µg/l)	MTBE (8021B) (µg/l)	MTBE (8260B) (µg/l)	Comments
MW-4 continued														
04/04/01	179.10	8.63	0.00	170.47	0.47	9950	--	2380	126	416	725	1140	819	
07/17/01	179.10	6.49	0.00	172.61	2.14	10000	--	2300	110	410	800	1200	900	
10/03/01	178.96	7.01	0.00	171.95	-0.66	7800	--	2100	85	380	390	580	820	
01/28/02	178.96	6.21	0.00	172.75	0.80	12000	--	2100	130	350	670	1100	500	
04/25/02	178.96	5.49	0.00	173.47	0.72	3300	--	1300	42	270	250	680	600	
07/18/02	178.96	8.28	0.00	170.68	-2.79	4800	--	1300	71	290	220	530	760	
10/07/02	178.96	7.49	0.00	171.47	0.79	5100	--	1400	110	330	380	650	540	
01/06/03	178.96	6.36	0.00	172.60	1.13	5600	--	1100	57	260	320	370	520	
04/07/03	178.96	6.24	0.00	172.72	0.12	5100	--	1100	55	190	370	550	420	
07/07/03	178.96	6.43	0.00	172.53	-0.19	3000	--	920	28	170	330	480	450	
10/09/03	178.96	7.97	0.00	170.99	-1.54	530	700	100	2.2	5.4	14	--	270	Sampled for TPH-G by 8015M on 11/14/03.
01/14/04	178.96	6.30	0.00	172.66	1.67	530	--	88	4.1	9.9	11	150	180	
04/28/04	178.96	5.68	0.00	173.28	0.62	1200	--	200	5.3	21	13	490	310	
07/12/04	178.96	6.48	0.00	172.48	-0.80	3600	--	1000	14	260	72	710	470	
10/25/04	178.96	6.85	0.00	172.11	-0.37	490	--	34	ND<2.5	ND<2.5	ND<2.5	200	170	
01/17/05	178.96	4.56	0.00	174.40	2.29	620	--	100	2.6	15	8.0	240	200	
04/06/05	178.96	2.90	0.00	176.06	1.66	630	--	81	9.6	16	41	ND<25	26	
07/08/05	178.96	3.74	0.00	175.22	-0.84	980	--	170	24	44	140	ND<25	64	
10/07/05	178.96	4.24	0.00	174.72	-0.50	4900	--	1100	11	110	110	370	310	
01/27/06	178.96	3.65	0.00	175.31	0.59	2800	--	580	20	130	230	320	240	
MW-5 (Screen Interval in feet: DNA)														
10/03/01	169.18	2.81	0.00	166.37	--	ND<50	--	ND<0.50	ND<0.50	ND<0.50	ND<0.50	1800	2100	
01/28/02	169.18	1.88	0.00	167.30	0.93	ND<50	--	ND<0.50	ND<0.50	ND<0.50	ND<0.50	650	550	

Table 2
HISTORIC FLUID LEVELS AND SELECTED ANALYTICAL RESULTS
July 1999 Through January 2006
76 Station 1156

Date Sampled	TOC Elevation (feet)	Depth to Water (feet)	LPH Thickness (feet)	Ground-water Elevation (feet)	Change in Elevation (feet)	TPH-G (8015M) (µg/l)	TPPH (8260) (µg/l)	Benzene (µg/l)	Toluene (µg/l)	Ethylbenzene (µg/l)	Total Xylenes (µg/l)	MTBE (8021B) (µg/l)	MTBE (8260B) (µg/l)	Comments
MW-5 continued														
04/25/02	169.18	1.99	0.00	167.19	-0.11	ND<50	--	ND<0.50	ND<0.50	ND<0.50	ND<0.50	2200	2400	
07/18/02	169.18	2.49	0.00	166.69	-0.50	ND<50	--	ND<0.50	ND<0.50	ND<0.50	ND<0.50	530	690	
10/07/02	169.18	2.80	0.00	166.38	-0.31	140	--	ND<0.50	ND<0.50	ND<0.50	ND<0.50	300	330	
01/06/03	169.18	1.86	0.00	167.32	0.94	120	--	ND<0.50	ND<0.50	ND<0.50	ND<0.50	410	350	
04/07/03	169.18	2.15	0.00	167.03	-0.29	220	--	0.53	ND<0.50	ND<0.50	ND<0.50	450	420	
07/07/03	169.18	2.26	0.00	166.92	-0.11	120	--	ND<1.2	ND<1.2	ND<1.2	ND<1.2	220	200	
10/09/03	169.18	2.72	0.00	166.46	-0.46	560	210	ND<1.0	ND<1.0	ND<1.0	ND<2.0	--	290	Sampled for TPH-G by 8015M on 11/14/03.
01/14/04	169.18	2.00	0.00	167.18	0.72	560	--	ND<2.5	ND<2.5	ND<2.5	ND<2.5	670	760	
04/28/04	169.18	2.01	0.00	167.17	-0.01	760	--	ND<0.3	1.8	ND<0.3	ND<0.6	1200	790	
07/12/04	169.18	2.56	0.00	166.62	-0.55	96	--	1.8	3.3	0.54	3.6	2.8	ND<0.5	
10/25/04	169.18	2.43	0.00	166.75	0.13	1100	--	ND<5.0	ND<5.0	ND<5.0	ND<5.0	780	1100	
01/17/05	169.18	1.49	0.00	167.69	0.94	720	--	ND<5.0	ND<5.0	ND<5.0	ND<5.0	530	550	
04/06/05	169.18	0.95	0.00	168.23	0.54	830	--	ND<5.0	ND<5.0	ND<5.0	ND<5.0	600	760	
07/08/05	169.18	1.49	0.00	167.69	-0.54	ND<500	--	ND<5.0	ND<5.0	ND<5.0	ND<5.0	570	630	
10/07/05	169.18	1.92	0.00	167.26	-0.43	540	--	ND<0.30	ND<0.30	ND<0.30	ND<0.60	530	490	
01/27/06	169.18	2.03	0.00	167.15	-0.11	490	--	ND<0.30	ND<0.30	ND<0.30	ND<0.60	580	610	
MW-6 (Screen Interval in feet: DNA)														
10/03/01	169.04	2.87	0.00	166.17	--	ND<50	--	ND<0.50	ND<0.50	ND<0.50	ND<0.50	200	270	
01/28/02	169.04	1.82	0.00	167.22	1.05	ND<50	--	ND<0.50	ND<0.50	ND<0.50	ND<0.50	ND<2.5	--	
04/25/02	169.04	2.01	0.00	167.03	-0.19	ND<50	--	ND<0.50	ND<0.50	ND<0.50	ND<0.50	ND<2.5	--	
07/18/02	169.04	2.44	0.00	166.60	-0.43	ND<50	--	ND<0.50	ND<0.50	ND<0.50	ND<0.50	ND<2.5	ND<2.0	
10/07/02	169.04	2.72	0.00	166.32	-0.28	ND<50	--	ND<0.50	ND<0.50	ND<0.50	ND<0.50	ND<2.5	ND<2.0	
01/06/03	169.04	1.90	0.00	167.14	0.82	ND<50	--	0.62	1.2	1.2	3.5	ND<2.0	ND<2.0	

Table 2
HISTORIC FLUID LEVELS AND SELECTED ANALYTICAL RESULTS
July 1999 Through January 2006
76 Station 1156

Date Sampled	TOC Elevation (feet)	Depth to Water (feet)	LPH Thickness (feet)	Ground-water Elevation (feet)	Change in Elevation (feet)	TPH-G (8015M) (µg/l)	TPPH (8260) (µg/l)	Benzene (µg/l)	Toluene (µg/l)	Ethylbenzene (µg/l)	Total Xylenes (µg/l)	MTBE (8021B) (µg/l)	MTBE (8260B) (µg/l)	Comments
MW-6 continued														
04/07/03	169.04	2.02	0.00	167.02	-0.12	ND<50	--	ND<0.50	ND<0.50	ND<0.50	ND<0.50	46	46	
07/07/03	169.04	2.21	0.00	166.83	-0.19	ND<50	--	ND<0.50	ND<0.50	ND<0.50	ND<0.50	ND<2.0	ND<2.0	
10/09/03	169.04	2.71	0.00	166.33	-0.50	ND<50	ND<50	0.95	3.0	1.4	5.5	--	ND<2.0	Sampled for TPH-G by 8015M on 11/14/03.
01/14/04	169.04	2.00	0.00	167.04	0.71	ND<50	--	ND<0.50	0.57	ND<0.50	0.64	ND<5.0	ND<2.0	
04/28/04	169.04	2.18	0.00	166.86	-0.18	ND<50	--	0.39	0.78	ND<0.3	ND<0.6	ND<1	ND<0.5	
07/12/04	169.04	2.69	0.00	166.35	-0.51	ND<50	--	ND<0.3	ND<0.3	ND<0.3	ND<0.6	6.4	ND<0.5	
10/25/04	169.04	2.46	0.00	166.58	0.23	ND<50	--	ND<0.50	ND<0.50	ND<0.50	ND<0.50	ND<5.0	0.57	
01/17/05	169.04	1.54	0.00	167.50	0.92	ND<50	--	ND<0.50	ND<0.50	ND<0.50	ND<0.50	ND<5.0	ND<0.50	
04/06/05	169.04	1.15	0.00	167.89	0.39	ND<50	--	ND<0.50	ND<0.50	ND<0.50	ND<0.50	ND<5.0	ND<0.50	
07/08/05	169.04	1.05	0.00	167.99	0.10	ND<50	--	ND<0.50	ND<0.50	ND<0.50	ND<0.50	ND<5.0	ND<0.50	
10/07/05	169.04	1.90	0.00	167.14	-0.85	ND<50	--	ND<0.30	ND<0.30	ND<0.30	ND<0.60	ND<1.0	ND<0.50	
01/27/06	169.04	1.32	0.00	167.72	0.58	ND<50	--	ND<0.30	ND<0.30	ND<0.30	ND<0.60	ND<1.0	ND<0.50	
MW-7 (Screen Interval in feet: DNA)														
10/03/01	171.64	7.62	0.00	164.02	--	10000	--	210	ND<50	ND<50	800	35000	40000	
01/28/02	171.64	7.21	0.00	164.43	0.41	ND<1000	--	ND<10	ND<10	ND<10	ND<10	42000	38000	
04/25/02	171.64	7.25	0.00	164.39	-0.04	ND<5000	--	660	ND<50	ND<50	ND<50	42000	45000	
07/18/02	171.64	8.12	0.00	163.52	-0.87	ND<5000	--	130	ND<50	ND<50	ND<50	51000	53000	
10/07/02	171.64	7.71	0.00	163.93	0.41	18000	--	ND<50	ND<50	ND<50	ND<50	33000	38000	
01/06/03	171.64	7.63	0.00	164.01	0.08	410	--	0.61	1.0	0.89	2.9	3900	3100	
04/07/03	171.64	7.58	0.00	164.06	0.05	13000	--	ND<20	ND<20	ND<20	ND<20	32000	28000	
07/07/03	171.64	7.56	0.00	164.08	0.02	990	--	8.2	ND<0.50	1.2	ND<0.50	36000	45000	
10/09/03	171.64	7.72	0.00	163.92	-0.16	6800	ND<13000	ND<130	ND<130	ND<130	ND<250	--	20000	Sampled for TPH-G by 8015M on 11/14/03.

Table 2
HISTORIC FLUID LEVELS AND SELECTED ANALYTICAL RESULTS
July 1999 Through January 2006
76 Station 1156

Date Sampled	TOC Elevation (feet)	Depth to Water (feet)	LPH Thickness (feet)	Ground-water Elevation (feet)	Change in Elevation (feet)	TPH-G (8015M) (µg/l)	TPPH (8260) (µg/l)	Benzene (µg/l)	Toluene (µg/l)	Ethyl-benzene (µg/l)	Total Xylenes (µg/l)	MTBE (8021B) (µg/l)	MTBE (8260B) (µg/l)	Comments
MW-7 continued														
01/14/04	171.64	6.97	0.00	164.67	0.75	19000	--	ND<100	ND<100	ND<100	ND<100	20000	25000	
04/28/04	171.64	8.70	0.00	162.94	-1.73	19000	--	ND<3	ND<3	ND<3	ND<6	30000	21000	
07/12/04	171.64	9.44	0.00	162.20	-0.74	12000	--	28	14	330	200	12000	11000	
10/25/04	171.64	7.23	0.00	164.41	2.21	28000	--	ND<250	ND<250	ND<250	ND<250	13000	14000	
01/17/05	171.64	6.30	0.00	165.34	0.93	15000	--	ND<100	ND<100	ND<100	ND<100	17000	16000	
04/06/05	171.64	5.96	0.00	165.68	0.34	13000	--	ND<100	ND<100	ND<100	ND<100	14000	17000	
07/08/05	171.64	6.45	0.00	165.19	-0.49	ND<10000	--	ND<100	ND<100	ND<100	ND<100	8600	11000	
10/07/05	171.64	6.78	0.00	164.86	-0.33	13000	--	ND<3.0	ND<3.0	ND<3.0	ND<6.0	9400	9800	
01/27/06	171.64	5.82	0.00	165.82	0.96	8200	--	0.64	1.6	ND<0.30	ND<0.60	9900	7900	

Table 2 a
ADDITIONAL HISTORIC ANALYTICAL RESULTS
76 Station 1156

Date Sampled	TPH-D (µg/l)	TBA (µg/l)	Ethanol (8015B) (mg/l)	Ethanol (8260B) (µg/l)	Ethylene- dibromide (EDB) (µg/l)	1,2-DCA (EDC) (µg/l)	DIPE (µg/l)	ETBE (µg/l)	TAME (µg/l)	Acenoph- thalene (µg/l)	Bromo- dichloro- methane (µg/l)	Bromo- form (µg/l)	Bromo- methane (µg/l)	Carbon Tetra- chloride (µg/l)	Chloro- benzene (µg/l)
MW-1															
07/20/99	16000	--	--	--	--	--	--	--	--	--	--	--	--	--	12
09/28/99	2410	ND	--	--	--	--	ND	ND	ND	--	--	--	--	--	--
01/07/00	7870	--	--	--	--	--	--	--	--	--	--	--	--	--	--
03/31/00	3600	--	--	--	--	--	--	--	--	--	--	--	--	--	--
07/14/00	8580	--	--	--	--	--	--	--	--	--	--	--	--	--	--
10/03/00	9260	--	--	--	--	--	--	--	--	--	--	--	--	--	--
01/03/01	11000	--	--	--	--	--	--	--	--	--	--	--	--	--	--
04/04/01	14000	ND	--	ND	ND	ND	ND	ND	ND	--	--	--	--	--	5.6
07/17/01	2200	ND	--	ND	ND	ND	ND	ND	ND	--	--	--	--	--	--
10/05/01	13000	--	--	--	--	--	--	--	--	--	--	--	--	--	--
01/28/02	4400	--	--	--	--	--	--	--	--	--	--	--	--	--	--
04/25/02	9000	--	--	--	--	--	--	--	--	--	--	--	--	--	--
07/18/02	9200	ND<100	--	ND<2500000	ND<10	ND<10	ND<10	ND<10	ND<10	--	--	--	--	--	5.9
10/07/02	3400	ND<10000	--	ND<50000000	ND<200	ND<200	ND<200	ND<200	ND<200	--	--	--	--	--	--
01/06/03	5100	ND<20000	--	ND<100000000	ND<400	ND<400	ND<400	ND<400	ND<400	--	--	--	--	--	--
04/07/03	2800	ND<10000	--	ND<50000000	ND<200	ND<200	ND<200	ND<200	ND<200	--	--	--	--	--	--
07/07/03	7000	ND<25000	ND<120000	--	ND<500	ND<500	ND<500	ND<500	ND<500	--	--	--	--	--	ND<120
10/09/03	4300	ND<20000	--	ND<100000	ND<400	ND<400	ND<400	ND<400	ND<400	--	--	--	--	--	--
01/14/04	6200	ND<40000	--	ND<200000	ND<800	ND<800	ND<800	ND<800	ND<800	--	--	--	--	--	--
04/28/04	--	800	--	ND<1000	ND<50	ND<50	ND<1	ND<1	ND<1	--	--	--	--	--	--
07/12/04	270	1100	--	ND<20000	ND<10	ND<10	ND<20	ND<20	ND<20	ND<2	ND<10	ND<10	ND<20	ND<10	ND<10
10/25/04	5100	ND<2000	--	ND<20000	ND<200	ND<200	ND<400	ND<200	ND<200	--	--	--	--	--	--
01/17/05	6400	3100	--	ND<20000	ND<200	ND<200	ND<400	ND<200	ND<200	--	--	--	--	--	--
04/06/05	2800	1500	--	ND<10000	ND<100	ND<100	ND<100	ND<100	ND<100	--	--	--	--	--	--
07/08/05	6400	ND<1300	--	ND<13000	ND<130	3.8	ND<130	ND<130	ND<130	--	ND<0.50	ND<2.0	ND<1.0	ND<0.50	12
10/07/05	5500	680	--	ND<250	ND<0.50	ND<0.50	ND<0.50	ND<0.50	ND<0.50	--	--	--	--	--	--

Table 2 a
ADDITIONAL HISTORIC ANALYTICAL RESULTS
76 Station 1156

Date Sampled	TPH-D (µg/l)	TBA (µg/l)	Ethanol (8015B) (mg/l)	Ethanol (8260B) (µg/l)	Ethylene- dibromide (EDB) (µg/l)	1,2-DCA (EDC) (µg/l)	DIPE (µg/l)	ETBE (µg/l)	TAME (µg/l)	Acenoph- thalene (µg/l)	Bromo- dichloro- methane (µg/l)	Bromo- form (µg/l)	Bromo- methane (µg/l)	Carbon Tetra- chloride (µg/l)	Chloro- benzene (µg/l)
MW-1 continued															
01/27/06	9000	ND<500	--	ND<12000	ND<25	ND<25	ND<25	ND<25	ND<25	--	--	--	--	--	--
MW-2															
09/28/99	--	ND	--	--	--	--	ND	ND	ND	--	--	--	--	--	--
04/04/01	--	ND	--	ND	ND	ND	ND	ND	ND	--	--	--	--	--	--
07/17/01	--	ND	--	ND	ND	ND	ND	ND	ND	--	--	--	--	--	--
07/18/02	--	ND<1000	--	ND<25000000	ND<100	ND<100	ND<100	ND<100	ND<100	--	--	--	--	--	--
10/07/02	--	ND<20000	--	ND<100000000	ND<400	ND<400	ND<400	ND<400	ND<400	--	--	--	--	--	--
01/06/03	--	ND<50000	--	ND<250000000	ND<1000	ND<1000	ND<1000	ND<1000	ND<1000	--	--	--	--	--	--
04/07/03	--	ND<2000	--	ND<10000000	ND<40	ND<40	ND<40	ND<40	ND<40	--	--	--	--	--	--
07/07/03	--	ND<5000	--	ND<25000000	ND<100	ND<100	ND<100	ND<100	ND<100	--	--	--	--	--	--
10/09/03	--	ND<10000	--	ND<50000	ND<200	ND<200	ND<200	ND<200	ND<200	--	--	--	--	--	--
01/14/04	--	ND<2500	--	ND<13000	ND<50	ND<50	ND<50	ND<50	ND<50	--	--	--	--	--	--
04/28/04	--	13000	--	ND<1000	ND<0.5	ND<0.5	ND<1	ND<1	11	--	--	--	--	--	--
07/12/04	--	110	--	ND<4000	ND<3	ND<3	ND<5	ND<5	ND<5	--	--	--	--	--	--
10/25/04	--	1100	--	ND<1300	ND<13	ND<13	ND<25	ND<13	ND<13	--	--	--	--	--	--
01/17/05	--	1200	--	ND<1300	ND<13	ND<13	ND<25	ND<13	ND<13	--	--	--	--	--	--
04/06/05	--	2800	--	ND<2500	ND<25	ND<25	ND<25	ND<25	ND<25	--	--	--	--	--	--
07/08/05	--	4300	--	ND<2500	ND<25	ND<25	ND<25	ND<25	ND<25	--	--	--	--	--	--
10/07/05	--	8700	--	ND<250	ND<0.50	1.4	ND<0.50	ND<0.50	ND<0.50	--	--	--	--	--	--
01/27/06	--	5200	--	ND<12000	ND<25	ND<25	ND<25	ND<25	ND<25	--	--	--	--	--	--
MW-3															
09/28/99	--	ND	--	--	--	--	ND	ND	8.80	--	--	--	--	--	--
04/04/01	--	ND	--	ND	ND	ND	ND	ND	ND	--	--	--	--	--	--
07/17/01	--	ND	--	ND	ND	ND	ND	ND	ND	--	--	--	--	--	--
07/18/02	--	ND<50	--	ND<1200000	ND<5.0	ND<5.0	ND<5.0	ND<5.0	ND<5.0	--	--	--	--	--	--
10/07/02	--	ND<10000	--	ND<50000000	ND<200	ND<200	ND<200	ND<200	ND<200	--	--	--	--	--	--

Table 2 a
ADDITIONAL HISTORIC ANALYTICAL RESULTS
76 Station 1156

Date Sampled	TPH-D (µg/l)	TBA (µg/l)	Ethanol (8015B) (mg/l)	Ethanol (8260B) (µg/l)	Ethylene- dibromide (EDB) (µg/l)	1,2-DCA (EDC) (µg/l)	DIPE (µg/l)	ETBE (µg/l)	TAME (µg/l)	Acenoph- thalene (µg/l)	Bromo- dichloro- methane (µg/l)	Bromo- form (µg/l)	Bromo- methane (µg/l)	Carbon Tetra- chloride (µg/l)	Chloro- benzene (µg/l)
MW-3 continued															
01/06/03	--	ND<4000	--	23000000	ND<80	ND<80	ND<80	ND<80	ND<80	--	--	--	--	--	--
04/07/03	--	ND<4000	--	ND<20000000	ND<80	ND<80	ND<80	ND<80	ND<80	--	--	--	--	--	--
07/07/03	--	ND<2000	--	ND<10000000	ND<40	ND<40	ND<40	ND<40	ND<40	--	--	--	--	--	--
10/09/03	--	ND<1000	--	ND<5000	ND<20	ND<20	ND<20	ND<20	ND<20	--	--	--	--	--	--
01/14/04	--	ND<1000	--	ND<5000	ND<20	ND<20	ND<20	ND<20	ND<20	--	--	--	--	--	--
04/28/04	--	ND<12	--	ND<1000	ND<3	ND<3	ND<1	ND<1	ND<1	--	--	--	--	--	--
07/12/04	--	350	--	ND<20000	ND<10	ND<10	ND<20	ND<20	ND<20	--	--	--	--	--	--
10/25/04	--	39	--	ND<250	ND<2.5	ND<2.5	ND<5.0	ND<2.5	ND<2.5	--	--	--	--	--	--
01/17/05	--	120	--	ND<250	ND<2.5	ND<2.5	ND<5.0	ND<2.5	ND<2.5	--	--	--	--	--	--
04/06/05	--	150	--	ND<1000	ND<10	ND<10	ND<10	ND<10	ND<10	--	--	--	--	--	--
07/08/05	--	64	--	ND<250	ND<2.5	ND<2.5	ND<2.5	ND<2.5	ND<2.5	--	--	--	--	--	--
10/07/05	--	ND<200	--	ND<5000	ND<10	ND<10	ND<10	ND<10	ND<10	--	--	--	--	--	--
01/27/06	--	ND<10	--	ND<250	ND<0.50	1.5	ND<0.50	ND<0.50	ND<0.50	--	--	--	--	--	--
MW-4															
09/28/99	--	ND	--	--	--	--	ND	ND	ND	--	--	--	--	--	--
04/04/01	--	ND	--	ND	ND	ND	ND	ND	ND	--	--	--	--	--	--
07/17/01	--	ND	--	ND	ND	ND	ND	ND	ND	--	--	--	--	--	--
07/18/02	--	ND<100	--	ND<2500000	ND<10	49	ND<10	ND<10	ND<10	--	--	--	--	--	--
10/07/02	--	ND<10000	--	ND<50000000	ND<200	ND<200	ND<200	ND<200	ND<200	--	--	--	--	--	--
01/06/03	--	ND<1000	--	ND<5000000	ND<20	ND<20	ND<20	ND<20	ND<20	--	--	--	--	--	--
04/07/03	--	ND<1000	--	ND<5000000	ND<20	ND<20	ND<20	ND<20	ND<20	--	--	--	--	--	--
07/07/03	--	ND<1000	--	ND<5000000	ND<20	ND<20	ND<20	ND<20	ND<20	--	--	--	--	--	--
10/09/03	--	ND<200	--	ND<1000	ND<4.0	ND<4.0	ND<4.0	ND<4.0	ND<4.0	--	--	--	--	--	--
01/14/04	--	ND<200	--	ND<1000	ND<4.0	6.5	ND<4.0	ND<4.0	ND<4.0	--	--	--	--	--	--
04/28/04	--	150	--	ND<1000	ND<0.5	ND<0.5	ND<1	ND<1	ND<1	--	--	--	--	--	--
07/12/04	--	210	--	ND<4000	ND<3	14	ND<5	ND<5	ND<5	--	--	--	--	--	--

Table 2 a
ADDITIONAL HISTORIC ANALYTICAL RESULTS
76 Station 1156

Date Sampled	TPH-D (µg/l)	TBA (µg/l)	Ethanol (8015B) (mg/l)	Ethanol (8260B) (µg/l)	Ethylene- dibromide (EDB) (µg/l)	1,2-DCA (EDC) (µg/l)	DIPE (µg/l)	ETBE (µg/l)	TAME (µg/l)	Acenoph- thalene (µg/l)	Bromo- dichloro- methane (µg/l)	Bromo- form (µg/l)	Bromo- methane (µg/l)	Carbon Tetra- chloride (µg/l)	Chloro- benzene (µg/l)
MW-4 continued															
10/25/04	--	38	--	ND<100	ND<1.0	2.0	ND<2.0	ND<1.0	ND<1.0	--	--	--	--	--	--
01/17/05	--	110	--	ND<100	ND<1.0	3.6	ND<2.0	ND<1.0	ND<1.0	--	--	--	--	--	--
04/06/05	--	ND<25	--	73000	ND<2.5	ND<2.5	ND<2.5	ND<2.5	ND<2.5	--	--	--	--	--	--
07/08/05	--	29	--	ND<50	ND<0.50	1.2	ND<0.50	ND<0.50	ND<0.50	--	--	--	--	--	--
10/07/05	--	210	--	ND<250	ND<0.50	26	ND<0.50	ND<0.50	ND<0.50	--	--	--	--	--	--
01/27/06	--	280	--	ND<2500	ND<5.0	ND<5.0	ND<5.0	ND<5.0	ND<5.0	--	--	--	--	--	--
MW-5															
07/18/02	--	ND<20	--	ND<500000	ND<2.0	ND<2.0	ND<2.0	ND<2.0	ND<2.0	--	--	--	--	--	--
10/07/02	--	ND<100	--	ND<500000	ND<2.0	ND<2.0	ND<2.0	ND<2.0	ND<2.0	--	--	--	--	--	--
01/06/03	ND<50	ND<100	--	ND<500000	ND<2.0	ND<2.0	ND<2.0	ND<2.0	ND<2.0	--	--	--	--	--	ND<0.50
04/07/03	--	ND<500	--	ND<2500000	ND<10	ND<10	ND<10	ND<10	ND<10	--	--	--	--	--	--
07/07/03	--	ND<200	--	ND<1000000	ND<4.0	ND<4.0	ND<4.0	ND<4.0	ND<4.0	--	--	--	--	--	--
10/09/03	--	ND<200	--	ND<1000	ND<4.0	ND<4.0	ND<4.0	ND<4.0	ND<4.0	--	--	--	--	--	--
01/14/04	--	ND<2000	--	ND<10000	ND<40	ND<40	ND<40	ND<40	ND<40	--	--	--	--	--	--
04/28/04	--	ND<12	--	ND<1000	ND<0.5	1.8	ND<1	ND<1	ND<1	--	--	--	--	--	--
07/12/04	--	ND<12	--	ND<800	ND<0.5	0.76	ND<1	ND<1	ND<1	--	--	--	--	--	--
10/25/04	--	ND<500	--	ND<5000	ND<50	ND<50	ND<100	ND<50	ND<50	--	--	--	--	--	--
01/17/05	--	100	--	ND<250	ND<2.5	ND<2.5	ND<5.0	ND<2.5	ND<2.5	--	--	--	--	--	--
04/06/05	--	7.6	--	ND<50	ND<0.50	1.4	ND<0.50	ND<0.50	ND<0.50	--	--	--	--	--	--
07/08/05	--	180	--	ND<500	ND<5.0	ND<5.0	ND<5.0	ND<5.0	ND<5.0	--	--	--	--	--	--
10/07/05	--	ND<10	--	ND<250	ND<0.50	1.0	ND<0.50	ND<0.50	ND<0.50	--	--	--	--	--	--
01/27/06	--	1000	--	ND<2500	ND<5.0	ND<5.0	ND<5.0	ND<5.0	ND<5.0	--	--	--	--	--	--
MW-6															
07/18/02	--	ND<20	--	ND<500000	ND<2.0	ND<2.0	ND<2.0	ND<2.0	ND<2.0	--	--	--	--	--	--
10/07/02	--	ND<100	--	ND<500000	ND<2.0	ND<2.0	ND<2.0	ND<2.0	ND<2.0	--	--	--	--	--	--
01/06/03	--	ND<100	--	ND<500000	ND<2.0	ND<2.0	ND<2.0	ND<2.0	ND<2.0	--	--	--	--	--	--

Table 2 a
ADDITIONAL HISTORIC ANALYTICAL RESULTS
76 Station 1156

Date Sampled	TPH-D (µg/l)	TBA (µg/l)	Ethanol (8015B) (mg/l)	Ethanol (8260B) (µg/l)	Ethylene- dibromide (EDB) (µg/l)	1,2-DCA (EDC) (µg/l)	DIPE (µg/l)	ETBE (µg/l)	TAME (µg/l)	Acenoph- thalene (µg/l)	Bromo- dichloro- methane (µg/l)	Bromo- form (µg/l)	Bromo- methane (µg/l)	Carbon Tetra- chloride (µg/l)	Chloro- benzene (µg/l)
MW-6 continued															
04/07/03	--	ND<100	--	ND<500000	ND<2.0	ND<2.0	ND<2.0	ND<2.0	ND<2.0	--	--	--	--	--	--
07/07/03	--	ND<100	--	ND<500000	ND<2.0	ND<2.0	ND<2.0	ND<2.0	ND<2.0	--	--	--	--	--	--
10/09/03	--	ND<100	--	ND<500	ND<2.0	ND<2.0	ND<2.0	ND<2.0	ND<2.0	--	--	--	--	--	--
01/14/04	--	ND<100	--	ND<500	ND<2.0	ND<2.0	ND<2.0	ND<2.0	ND<2.0	--	--	--	--	--	--
04/28/04	--	ND<12	--	ND<1000	ND<0.5	ND<0.5	ND<1	ND<1	ND<1	--	--	--	--	--	--
07/12/04	--	ND<12	--	ND<800	ND<0.5	ND<0.5	ND<1	ND<1	ND<1	--	--	--	--	--	--
10/25/04	--	ND<5.0	--	ND<50	ND<0.50	ND<0.50	ND<1.0	ND<0.50	ND<0.50	--	--	--	--	--	--
01/17/05	--	ND<5.0	--	ND<50	ND<0.50	ND<0.50	ND<1.0	ND<0.50	ND<0.50	--	--	--	--	--	--
04/06/05	--	ND<5.0	--	ND<50	ND<0.50	ND<0.50	ND<0.50	ND<0.50	ND<0.50	--	--	--	--	--	--
07/08/05	--	ND<5.0	--	ND<50	ND<0.50	ND<0.50	ND<0.50	ND<0.50	ND<0.50	--	--	--	--	--	--
10/07/05	--	ND<10	--	ND<250	ND<0.50	ND<0.50	ND<0.50	ND<0.50	ND<0.50	--	--	--	--	--	--
01/27/06	--	ND<10	--	ND<250	ND<0.50	ND<0.50	ND<0.50	ND<0.50	ND<0.50	--	--	--	--	--	--
MW-7															
07/18/02	--	33000	--	ND<5000000	ND<20	ND<20	ND<20	ND<20	ND<20	--	--	--	--	--	--
10/07/02	--	26000	--	ND<10000000	ND<400	ND<400	ND<400	ND<400	ND<400	--	--	--	--	--	--
01/06/03	ND<50	ND<10000	--	ND<50000000	ND<200	ND<200	ND<200	ND<200	ND<200	--	--	--	--	--	ND<50
04/07/03	--	ND<40000	--	ND<20000000	ND<800	ND<800	ND<800	ND<800	ND<800	--	--	--	--	--	--
07/07/03	--	27000	--	ND<10000000	ND<400	ND<400	ND<400	ND<400	ND<400	--	--	--	--	--	--
10/09/03	--	ND<25000	--	ND<130000	ND<500	ND<500	ND<500	ND<500	ND<500	--	--	--	--	--	--
01/14/04	--	ND<40000	--	ND<200000	ND<800	ND<800	ND<800	ND<800	ND<800	--	--	--	--	--	--
04/28/04	--	9200	--	ND<1000	ND<0.5	6.8	ND<1	ND<1	12	--	--	--	--	--	--
07/12/04	--	4600	--	ND<8000	ND<5	5.1	ND<10	ND<10	ND<10	--	--	--	--	--	--
10/25/04	--	3900	--	ND<5000	ND<50	ND<50	ND<100	ND<50	ND<50	--	--	--	--	--	--
01/17/05	--	4200	--	ND<5000	ND<50	ND<50	ND<100	ND<50	ND<50	--	--	--	--	--	--
04/06/05	--	4200	--	ND<10000	ND<0.50	6.4	ND<0.50	ND<0.50	9.3	--	--	--	--	--	--
07/08/05	--	4300	--	ND<5000	ND<50	ND<50	ND<50	ND<50	ND<50	--	--	--	--	--	--

Table 2 a
ADDITIONAL HISTORIC ANALYTICAL RESULTS
76 Station 1156

Date Sampled	TPH-D (µg/l)	TBA (µg/l)	Ethanol (8015B) (mg/l)	Ethanol (8260B) (µg/l)	Ethylene- dibromide (EDB) (µg/l)	1,2-DCA (EDC) (µg/l)	DIPE (µg/l)	ETBE (µg/l)	TAME (µg/l)	Acenoph- thalene (µg/l)	Bromo- dichloro- methane (µg/l)	Bromo- form (µg/l)	Bromo- methane (µg/l)	Carbon Tetra- chloride (µg/l)	Chloro- benzene (µg/l)
MW-7 continued															
10/07/05	--	1100	--	ND<12000	ND<25	ND<25	ND<25	ND<25	ND<25	--	--	--	--	--	--
01/27/06	--	1600	--	ND<25000	ND<50	ND<50	ND<50	ND<50	ND<50	--	--	--	--	--	--

Table 2 b
ADDITIONAL HISTORIC ANALYTICAL RESULTS
76 Station 1156

Date Sampled	Chloroethane (µg/l)	Chloroform (µg/l)	Chloromethane (µg/l)	Dibromochloromethane (µg/l)	1,2-Dichlorobenzene (µg/l)	1,3-Dichlorobenzene (µg/l)	1,4-Dichlorobenzene (µg/l)	Dichlorodifluoromethane (µg/l)	1,1-DCA (µg/l)	1,1-DCE (µg/l)	cis-1,2-DCE (µg/l)	trans-1,2-DCE (µg/l)	1,2-Dichloropropane (µg/l)	cis-1,3-Dichloropropene (µg/l)	trans-1,3-Dichloropropene (µg/l)
MW-1															
07/20/99	--	--	--	--	3.9	--	--	--	2.0	--	3.6	--	0.92	--	--
03/31/00	--	--	--	--	6.2	--	--	--	--	--	--	--	--	--	--
04/04/01	--	--	--	--	4.6	--	--	--	--	--	3.4	--	--	--	--
07/17/01	--	--	--	--	18	--	--	--	--	--	--	--	--	--	--
07/18/02	1.1	--	--	--	5.8	--	1.3	--	--	--	1.3	--	--	--	--
07/07/03	--	--	--	--	--	--	--	--	--	--	ND<120	--	--	--	--
07/12/04	ND<10	ND<10	ND<10	ND<10	ND<2	ND<2	ND<2	ND<10	ND<10	ND<10	ND<10	ND<10	ND<10	ND<10	ND<10
07/08/05	1.0	ND<0.50	ND<1.0	ND<0.50	9.0	ND<0.50	1.2	ND<1.0	1.3	ND<0.50	3.1	ND<0.50	ND<0.50	ND<0.50	ND<0.50
MW-5															
01/06/03	--	--	--	--	--	--	--	--	--	--	ND<0.50	--	--	--	--
MW-7															
01/06/03	--	--	--	--	--	--	--	--	--	--	ND<50	--	--	--	--

Table 2 c
ADDITIONAL HISTORIC ANALYTICAL RESULTS
76 Station 1156

Date Sampled	Methylene chloride (µg/l)	Naphthalene (µg/l)	n-Propylbenzene (µg/l)	1,1,2,2-Tetrachloroethane (µg/l)	Tetrachloroethene (PCE) (µg/l)	Trichlorotrifluoroethane (µg/l)	1,2,4-Trichlorobenzene (µg/l)	1,1,1-Trichloroethane (µg/l)	1,1,2-Trichloroethane (µg/l)	Trichloroethene (TCE) (µg/l)	Trichlorofluoromethane (µg/l)	1,2,4-Trimethylbenzene (µg/l)	1,3,5-Trimethylbenzene (µg/l)	Vinyl chloride (µg/l)	Acenaphthene (µg/l)
MW-1															
07/20/99	--	600	--	--	--	--	--	--	--	--	--	--	--	--	--
09/28/99	--	534	--	--	--	--	--	--	--	--	--	1240	318	--	--
01/07/00	--	1050	371	--	--	--	--	--	--	--	--	2210	597	--	--
03/31/00	--	140	--	--	--	--	--	--	--	--	--	--	--	--	--
07/14/00	--	690	--	--	334	--	--	--	--	--	--	--	--	--	--
10/03/00	--	361	--	--	--	--	--	--	--	--	--	--	--	--	--
01/03/01	--	400	--	--	--	--	--	--	--	--	--	--	--	--	--
04/04/01	--	490	--	--	--	--	--	--	--	--	--	--	--	--	--
07/17/01	--	740	--	--	--	--	--	--	--	--	--	--	--	--	--
07/18/02	--	910	--	--	ND<0.60	--	--	--	--	--	--	--	--	--	--
07/07/03	--	850	--	--	ND<120	--	--	--	--	--	--	--	--	--	--
07/12/04	ND<20	450	--	ND<10	ND<10	ND<10	ND<2	ND<10	ND<10	ND<10	ND<10	--	--	ND<10	ND<2
07/08/05	ND<5.0	250	--	ND<0.50	ND<0.50	ND<0.50	ND<20	ND<0.50	ND<0.50	0.73	ND<1.0	--	--	ND<0.50	--
MW-5															
01/06/03	--	ND<10	--	--	ND<0.50	--	--	--	--	--	--	--	--	--	--
MW-7															
01/06/03	--	ND<10	--	--	ND<50	--	--	--	--	--	--	--	--	--	--

Table 2 d
ADDITIONAL HISTORIC ANALYTICAL RESULTS
76 Station 1156

Date Sampled	Anthracene (µg/l)	Benzo- (a) anthracene (µg/l)	Benzo(a)-pyrene (µg/l)	Benzo(b)-fluoranthene (µg/l)	Benzo- (g,h,l)-perylene (µg/l)	Benzo(k)-fluoranthene (µg/l)	Bis(2-ethyl-hexyl)-nthalate (µg/l)	Crysene (µg/l)	Dibenzo- (a,h) anthracene (µg/l)	Fluoranthene (µg/l)	Fluorene (µg/l)	Hexa-chloro-butadiene (µg/l)	Indeno- (1,2,3-c,d) pyrene (µg/l)	2-Methyl-naphthalene (µg/l)	2-Methyl phenol (µg/l)
MW-1															
07/20/99	--	--	--	--	--	--	--	--	--	--	--	--	--	240	--
09/28/99	--	--	--	--	--	--	--	--	--	--	--	--	--	87.4	26.4
01/07/00	--	--	--	--	--	--	--	--	--	--	--	--	--	315	--
03/31/00	--	--	--	--	--	--	10	--	--	--	--	--	--	73	31
07/14/00	--	--	--	--	--	--	--	--	--	--	--	--	--	300	--
10/03/00	--	--	--	--	--	--	51.6	--	--	--	--	--	--	98.1	--
01/03/01	--	--	--	--	--	--	--	--	--	--	--	--	--	180	--
04/04/01	--	--	--	--	--	--	55	--	--	--	--	--	--	78	--
07/17/01	--	--	--	--	--	--	400	--	--	--	--	--	--	290	47
07/18/02	--	--	--	--	--	--	120	--	--	--	--	--	--	420	13
07/07/03	--	--	--	--	--	--	70	--	--	--	--	--	--	260	ND<5.0
07/12/04	ND<2	ND<2	ND<2	ND<2	ND<2	ND<2	ND<5	ND<2	ND<3	ND<2	ND<2	ND<2	ND<2	--	--
07/08/05	--	--	--	--	--	--	--	--	--	--	--	ND<20	--	--	--
MW-5															
01/06/03	--	--	--	--	--	--	ND<5.0	--	--	--	--	--	--	ND<5.0	ND<5.0
MW-7															
01/06/03	--	--	--	--	--	--	ND<5.0	--	--	--	--	--	--	ND<5.0	ND<5.0

Table 2 e
ADDITIONAL HISTORIC ANALYTICAL RESULTS
76 Station 1156

Date Sampled	4-Methyl phenol (µg/l)	Phen- anthrene (µg/l)	Pyrene (µg/l)
MW-1			
07/20/99	27	--	--
09/28/99	35.6	--	--
03/31/00	18	--	--
10/03/00	28.9	--	--
07/17/01	25	--	--
07/18/02	25	--	--
07/07/03	22	--	--
07/12/04	--	ND<2	ND<2
MW-5			
01/06/03	ND<5.0	--	--
MW-7			
01/06/03	ND<5.0	--	--