



**CONESTOGA-ROVERS
& ASSOCIATES**

5900 Hollis Street, Suite A
Emeryville, California 94608
Telephone: (510) 420-0700 Fax: (510) 420-9170
www.CRAworld.com

TRANSMITTAL

DATE: April 3, 2009 REFERENCE NO.: 240503
PROJECT NAME: 6039 College Avenue, Oakland
TO: Jerry Wickham
Alameda County Health Care Services Agency
1131 Harbor Bay Parkway, Suite 250
Alameda, California 94502-6577

RECEIVED

10:30 am, Apr 13, 2009

Alameda County
Environmental Health

Please find enclosed: Draft Final
 Originals Other
 Prints


Sent via: Mail Same Day Courier
 Overnight Courier Other GeoTracker and Alameda County FTP

QUANTITY	DESCRIPTION
1	Groundwater Monitoring Report - First Quarter 2009

As Requested For Review and Comment
 For Your Use _____

COMMENTS:
If you have any questions regarding the contents of this document, please call Peter Schaefer at
(510) 420-3319.

Copy to: Denis Brown, Shell Oil Products US, 20945 S Wilmington Avenue Carson, CA 90810
Russell J. Bruzzone, Inc., c/o Joan Bruzzone, 899 Hope Lane, Lafayette, CA 94549
Montrose Investment Co., Attn: Jim Graham, 242 Rivera Circle, Greenbrae Marina ,
Larkspur, CA 94939
Claremont Enterprises, Attn: Miriam Clark, 6013 Auburn Avenue, Oakland, CA 94618
SF Data Room (electronic copy)

Completed by: Peter Schaefer Signed: 

Filing: **Correspondence File**



Jerry Wickham
Alameda County Health Care Services Agency
1131 Harbor Bay Parkway, Suite 250
Alameda, California 94502-6577

Denis L. Brown
Shell Oil Products US
HSE - Environmental Services
20945 S. Wilmington Ave.
Carson, CA 90810-1039
Tel (707) 865 0251
Fax (707) 865 2542
Email denis.l.brown@shell.com

Re: Shell-branded Service Station
6039 College Avenue
Oakland, California
SAP Code 135685
Incident No. 98995745
ACHCSA Case No. RO0000469

Dear Mr. Wickham:

The attached document is provided for your review and comment. Upon information and belief, I declare, under penalty of perjury, that the information contained in the attached document is true and correct.

If you have any questions or concerns, please call me at (707) 865-0251.

Sincerely,

A handwritten signature in black ink, appearing to read "Denis L. Brown", is written over a horizontal line.

Denis L. Brown
Project Manager



GROUNDWATER MONITORING REPORT - FIRST QUARTER 2009

**SHELL-BRANDED SERVICE STATION
6039 COLLEGE AVENUE
OAKLAND, CALIFORNIA**

**SAP CODE 135685
INCIDENT NO. 98995745
AGENCY NO. RO0000469**

APRIL 7, 2009

REF. NO. 240503 (3)

This report is printed on recycled paper.

**Prepared by:
Conestoga-Rovers
& Associates**

5900 Hollis Street, Suite A
Emeryville, California
U.S.A. 94608

Office: (510) 420-0700
Fax: (510) 420-9170

web: <http://www.CRAworld.com>

TABLE OF CONTENTS

	<u>Page</u>
1.0 INTRODUCTION.....	1
1.1 SITE INFORMATION	1
2.0 SITE ACTIVITIES, FINDINGS, AND DISCUSSION.....	2
2.1 CURRENT QUARTER'S ACTIVITIES.....	2
2.2 CURRENT QUARTER'S FINDINGS	2
2.3 PROPOSED ACTIVITIES FOR NEXT QUARTER	2

LIST OF FIGURES
(Following Text)

- FIGURE 1 VICINITY MAP
- FIGURE 2 GROUNDWATER CONTOUR AND CHEMICAL CONCENTRATION MAP

LIST OF TABLES
(Following Text)

- TABLE 1 GROUNDWATER ANALYTICAL DATA - TRPH AND SVOCs

LIST OF APPENDICES

- APPENDIX A BLAINE TECH SERVICES, INC. - GROUNDWATER MONITORING REPORT

1.0 INTRODUCTION

Conestoga-Rovers & Associates (CRA) prepared this report on behalf of Equilon Enterprises LLC dba Shell Oil Products US (Shell) in accordance with the quarterly reporting requirements of 23 CCR 2652d.

1.1 SITE INFORMATION

Site Address	6039 College Avenue, Oakland
Site Use	Shell Branded Service Station
Shell Project Manager	Denis Brown
CRA Project Manager	Peter Schaefer
Lead Agency and Contact	ACHCSA, Jerry Wickham
Agency Case No.	RO0000469
Shell SAP Code:	135685
Shell Incident No.	98995745

Date of most recent agency correspondence was September 22, 2006.

2.0 SITE ACTIVITIES, FINDINGS, AND DISCUSSION

2.1 CURRENT QUARTER'S ACTIVITIES

Blaine Tech Services Inc. (Blaine) gauged and sampled the wells according to the established monitoring program for this site.

CRA prepared a vicinity map (Figure 1) and a groundwater contour and chemical concentration map (Figure 2). Blaine's report, presenting the analytical data, is included in Appendix A.

Since 1996, groundwater samples from wells MW-3 and MW-4 have been analyzed for total recoverable petroleum hydrocarbons (TRPH) by EPA Method 418.1 and semi-volatile organic compounds (SVOCs) by EPA Method 8270C. These additional analyses have been conducted during the first quarter of the year since 2000. Due to historical detections in samples collected from wells MW-3 and MW-4, analysis for TRPH and SVOCs was added to the down-gradient off-site wells MW-5 and MW-6 beginning with the first quarter 2007 sample event. The TRPH and SVOC data are presented in Table 1.

2.2 CURRENT QUARTER'S FINDINGS

Groundwater Flow Direction	Southwesterly
Hydraulic Gradient	0.01
Depth to Water	14.72 to 18.21 feet below top of well casing


2.3 PROPOSED ACTIVITIES FOR NEXT QUARTER

Blaine will gauge and sample wells according to the established monitoring program for this site.

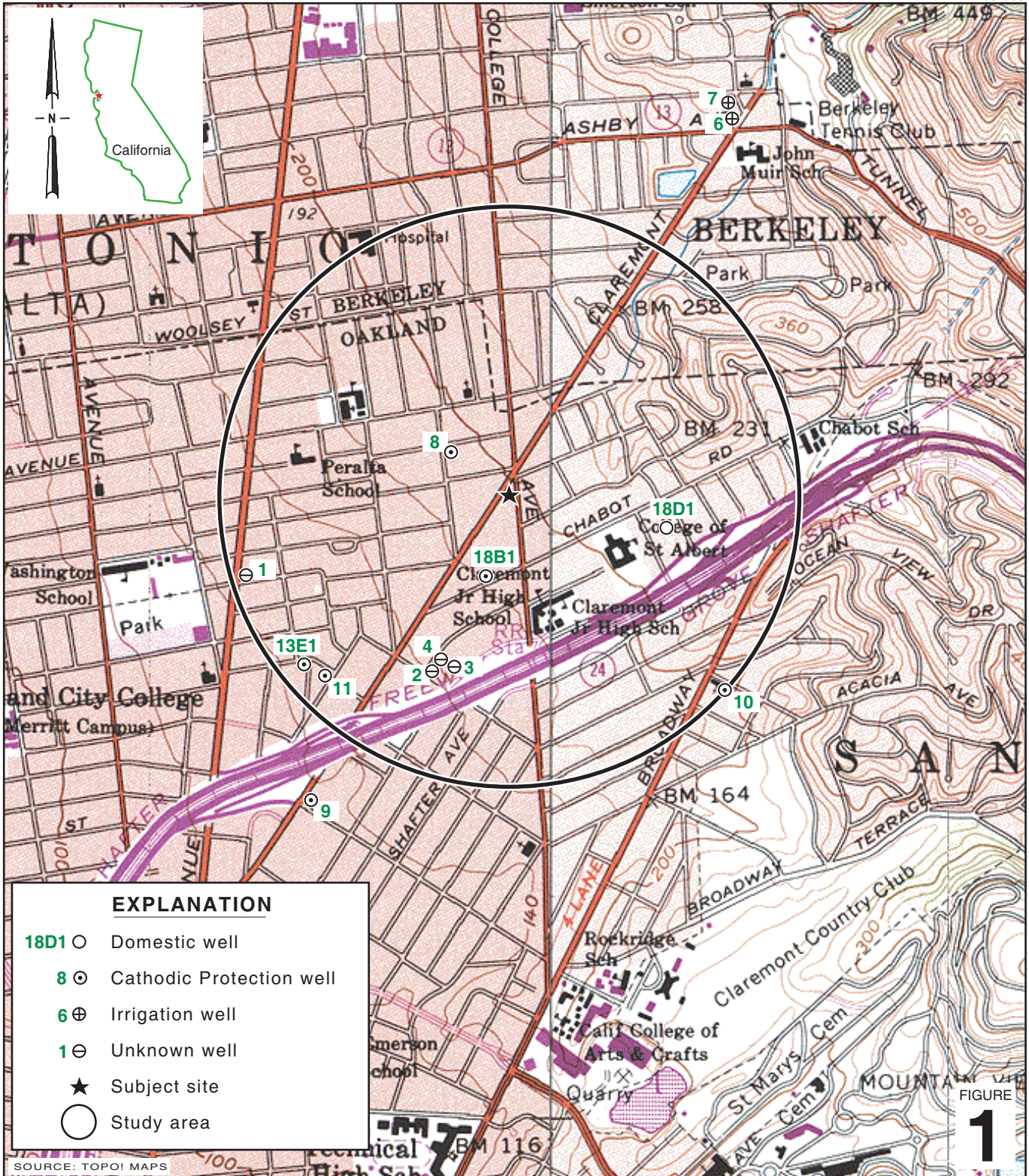
All of Which is Respectfully Submitted,
CONESTOGA-ROVERS & ASSOCIATES

Peter Schaefer
Peter Schaefer, CHG, CEG

Aubrey K. Cool
Aubrey K. Cool, PG



FIGURES



I:\Shell\6-chars\2405--\240503-Oakland 6039 College\240503-FIGURES\240503 VICINITY.AI

EXPLANATION	
18D1 ○	Domestic well
8 ⊙	Catholic Protection well
6 ⊕	Irrigation well
1 ⊖	Unknown well
★	Subject site
○	Study area

SOURCE: TOPOI MAPS

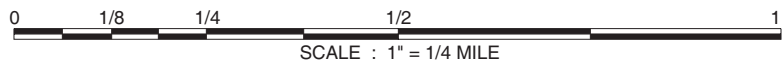


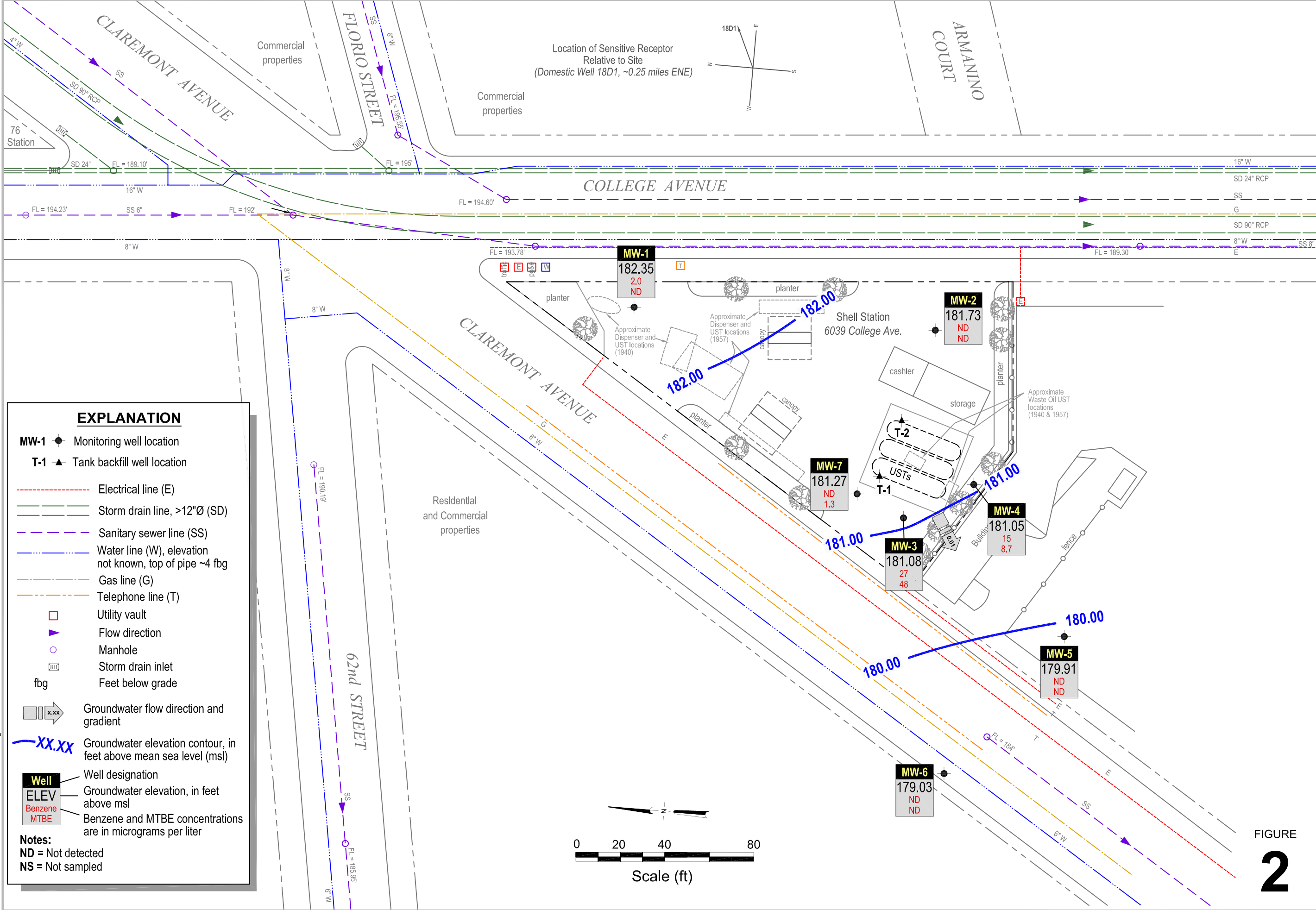
FIGURE 1

Shell-branded Service Station
 6039 College Avenue
 Oakland, California



**CONESTOGA-ROVERS
 & ASSOCIATES**

Vicinity Map



EXPLANATION

- MW-1 ● Monitoring well location
- T-1 ▲ Tank backfill well location
- Electrical line (E)
- Storm drain line, >12"Ø (SD)
- Sanitary sewer line (SS)
- Water line (W), elevation not known, top of pipe ~4 fbg
- Gas line (G)
- Telephone line (T)
- Utility vault
- ▶ Flow direction
- Manhole
- Storm drain inlet
- fbg Feet below grade
- Groundwater flow direction and gradient
- xx.xx Groundwater elevation contour, in feet above mean sea level (msl)

Well	ELEV	Benzene	MTBE
MW-1	182.35	2.0	ND
MW-2	181.73	ND	ND
MW-3	181.08	27	48
MW-4	181.05	15	8.7
MW-5	179.91	ND	ND
MW-6	179.03	ND	ND
MW-7	181.27	ND	1.3

Notes:
 ND = Not detected
 NS = Not sampled

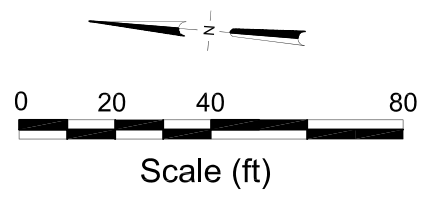


FIGURE
2

**Groundwater Contour and
Chemical Concentration Map**



Shell-branded Service Station
 6039 College Avenue
 Oakland, California

February 5, 2009

I:\Shell\6-chars\2405-1\240503-Oakland 6039 College\240503-REPORTS\240503-RPT3-1\09\240503 TOM09-GW.DWG

TABLES

TABLE 1

GROUNDWATER ANALYTICAL DATA - TRPH AND SVOCs
SHELL-BRANDED SERVICE STATION
6039 COLLEGE AVENUE, OAKLAND, CALIFORNIA

Sample ID	Date	TRPH (mg/L)	Bis(2-ethylhexyl) phthalate	2-Methyl- naphthalene	1-Methyl- naphthalene	4-Methylphenol	Benzoic acid	Naphthalene	Phenol
MW-3	8/19/1996	9.2	<100	<50	---	<50	<10	<50	<50
MW-3	12/5/1996	6.1	<100	<50	---	<50	<10	<50	<50
MW-3	2/20/1997	<5	<100	<50	---	<50	<10	23	<50
MW-3	5/30/1997	---	---	---	---	---	<10	---	---
MW-3	8/18/1997	---	---	---	---	---	<10	---	---
MW-3	1/20/1998	<5	<100	<50	---	<50	<10	13	<50
MW-3	2/11/1999	<5	<100	<50	---	<50	<10	13	19
MW-3	8/5/1999	<5	---	---	---	---	<10	---	---
MW-3	2/11/2000	11.7	20.9	8.42	---	8.22	<10	52.1	26.3
MW-3	2/13/2001	<5	22	8.4	---	<50	<10	39	<50
MW-3	1/31/2002 a	3.6	23	22	---	<10	<10	140	<10
MW-3	1/29/2003 b	3.3	23	23	---	---	<10	91	<10
MW-3	2/5/2004 b	2.3	<10	4.9	---	<2.0	<10	14	<2.0
MW-3	2/2/2005 b	<2	<10	6.6	---	<2.0	<10	19	<2.0
MW-3	2/10/2006	4.66	<10	49.8	34.3	<10.0 c	---	58.3	<10.0
MW-3	2/22/2007	<5	<5	<5	---	<5	23	<10	<5
MW-3	2/4/2008	1.6	<10	<10	<10	<10	<50	<10	<10
MW-3	2/5/2009	5.4	38	<10	<10	---	<50	<10	<10
MW-4	8/19/1996	---	---	---	---	---	<10	---	---
MW-4	12/5/1996	---	<100	<50	---	<50	<10	<50	<50
MW-4	2/20/1997	8.7	<100	<50	---	<50	<10	5.6	<50
MW-4	5/30/1997	8.1	<100	<50	---	<50	<10	<50	<50
MW-4	8/18/1997	67	<100	<50	---	<50	<10	<50	<50
MW-4	1/20/1998	---	---	---	---	---	<10	---	---
MW-4	2/11/1999	---	---	---	---	---	<10	---	---
MW-4	8/5/1999	---	---	---	---	---	<10	---	---
MW-4	2/11/2000	178	14	42.2	---	<50	<10	158	32.4
MW-4	2/13/2001	13.3	410	<50	---	<50	<10	160	<50
MW-4	1/31/2002 a	21	260	29	---	<10	<10	190	<10
MW-4	1/29/2003 b	16	38	23	---	---	<10	140	<10
MW-4	2/5/2004 b	13	<10	4.7	---	<2.0	<10	31	<2.0
MW-4	2/2/2005 b	12	<10	7.3	---	<2.0	<10	39	3.9
MW-4	2/10/2006	91.5	140	12.6	42.5	<10.0 c	---	18.0	<10.0
MW-4	2/22/2007	32	39	<5	---	<5	<20	<10	<5
MW-4	2/4/2008	2.8	<10	<10	11	<10	<50	<10	<10
MW-4	2/5/2009	15	10	<10	<10	---	<50	<10	<10
MW-5	2/22/2007	<5	<5	<5	---	<5	<20	<10	<5
MW-5	2/4/2008	1.0	<10	<10	<10	<10	<50	<10	<10
MW-5	2/5/2009	<1.0	350	<10	<10	---	<50	<10	<10
MW-6	2/22/2007	<5	<5	<5	---	<5	<20	<10	<5
MW-6	2/4/2008	1.0	<10	<10	<10	<10	<50	<10	<10
MW-6	2/5/2009	<1.0	<10	<10	<10	---	<50	<10	<10

TABLE 1

GROUNDWATER ANALYTICAL DATA - TRPH AND SVOCs
SHELL-BRANDED SERVICE STATION
6039 COLLEGE AVENUE, OAKLAND, CALIFORNIA

Notes:

All results in $\mu\text{g}/\text{l}$ unless otherwise indicated.

TRPH = Total recoverable petroleum hydrocarbons; analyzed by EPA Method 418.1 or 1664A, unless otherwise noted.

SVOCs = Semi-volatile organic compounds analyzed by 8270C; all detected constituents tabulated..

mg/L = Milligrams per liter

<x = Not detected at reporting limit x

-- = Not analyzed

a = Hexane extractable material analyzed by EPA Method 1664

b = Oil and grease analyzed by SM5520B/F and treated with silica gel.

c = Reported as 3/4-Methylphenol

APPENDIX A

BLAINE TECH SERVICES, INC. -
GROUNDWATER MONITORING REPORT

BLAINE

TECH SERVICES INC.

GROUNDWATER SAMPLING SPECIALISTS
SINCE 1985

February 26, 2009

Denis Brown
Shell Oil Products US
20945 South Wilmington Avenue
Carson, CA 90810

First Quarter 2009 Groundwater Monitoring at
Shell-branded Service Station
6039 College Avenue
Oakland, CA

Monitoring performed on February 5, 2009

Groundwater Monitoring Report **090205-JP-2**

This report covers the routine monitoring of groundwater wells at this Shell-branded facility. In accordance with standard procedures that conform to Regional Water Quality Control Board requirements, routine field data collection includes depth to water, total well depth, thickness of any separate immiscible layer, water column volume, calculated purge volume (if applicable), elapsed evacuation time (if applicable), total volume of water removed (if applicable), and standard water parameter instrument readings. Sample material is collected, contained, stored, and transported to the laboratory in conformance with EPA standards. Purgewater (if applicable) is, likewise, collected and transported to the Martinez Refining Company.

Basic field information is presented alongside analytical values excerpted from the laboratory report in the cumulative table of **WELL CONCENTRATIONS**. The full analytical report for the most recent samples and the field data sheets are attached to this report.

At a minimum, Blaine Tech Services, Inc. field personnel are certified on completion of a forty-hour Hazardous Materials and Emergency Response training course per 29 CFR 1910.120. Field personnel are also enrolled in annual eight-hour refresher courses.

Blaine Tech Services, Inc. conducts sampling and documentation assignments of this type as an independent third party. Our activities at this site consisted of objective data and sample collection only. No interpretation of analytical results, defining of hydrological conditions or formulation of recommendations was performed.

Please call if you have any questions.

Yours truly,

Mike Ninokata
Project Manager

MN/jb

attachments: Cumulative Table of WELL CONCENTRATIONS
Certified Analytical Report
Field Data Sheets

cc: Anni Kreml
Conestoga-Rovers & Associates
5900 Hollis Street, Suite A
Emeryville, CA 94608

WELL CONCENTRATIONS
Shell-branded Service Station
6039 College Avenue
Oakland, CA

Well ID	Date	TPPH (ug/L)	TEPH (ug/L)	B (ug/L)	T (ug/L)	E (ug/L)	X (ug/L)	MTBE 8020 (ug/L)	MTBE 8260 (ug/L)	DIPE (ug/L)	ETBE (ug/L)	TAME (ug/L)	TBA (ug/L)	1,2 DCA (ug/L)	EDB (ug/L)	Ethanol (ug/L)	TOC (MSL)	Depth to Water (ft.)	Depth to SPH (ft.)	GW Elevation (MSL)	SPH Thickness (ft.)	DO Reading (ppm)
MW-1	02/15/1990	95	650	ND	0.67	0.37	3.2	NA	NA	NA	NA	NA	NA	NA	NA	NA	195.89	17.73	NA	178.16	NA	NA
MW-1	04/19/1990	NA	NA	NA	NA	NA	NA	NA	NA	NA	NA	NA	NA	NA	NA	NA	195.89	18.51	NA	177.38	NA	NA
MW-1	05/14/1990	95	ND	0.7	0.57	0.71	3.5	NA	NA	NA	NA	NA	NA	NA	NA	NA	195.89	18.92	NA	176.97	NA	NA
MW-1	06/21/1990	NA	NA	NA	NA	NA	NA	NA	NA	NA	NA	NA	NA	NA	NA	NA	195.89	18.21	NA	177.68	NA	NA
MW-1	09/12/1990	ND	84	ND	ND	ND	ND	NA	NA	NA	NA	NA	NA	NA	NA	NA	195.89	19.81	NA	176.08	NA	NA
MW-1	11/27/1990	NA	NA	NA	NA	NA	NA	NA	NA	NA	NA	NA	NA	NA	NA	NA	195.89	20.39	NA	175.50	NA	NA
MW-1	03/08/1991	ND	50	ND	ND	ND	ND	NA	NA	NA	NA	NA	NA	NA	NA	NA	195.89	16.85	NA	179.04	NA	NA
MW-1	06/03/1991	ND	ND	ND	ND	ND	ND	NA	NA	NA	NA	NA	NA	NA	NA	NA	195.89	17.82	NA	178.07	NA	NA
MW-1	08/30/1991	16.85	520	ND	ND	ND	ND	NA	NA	NA	NA	NA	NA	NA	NA	NA	195.89	19.87	NA	176.02	NA	NA
MW-1	11/22/1991	<50	<50	<0.5	<0.5	<0.5	<0.5	NA	NA	NA	NA	NA	NA	NA	NA	NA	195.89	20.58	NA	175.31	NA	NA
MW-1	03/18/1992	<30	<50	<0.3	<0.3	<0.3	<0.3	NA	NA	NA	NA	NA	NA	NA	NA	NA	195.89	13.55	NA	182.34	NA	NA
MW-1	05/28/1992	<50	<50	<0.5	<0.5	<0.5	<0.5	NA	NA	NA	NA	NA	NA	NA	NA	NA	195.89	17.08	NA	178.81	NA	NA
MW-1	08/19/1992	<50	<50	<0.5	<0.5	<0.5	<0.5	NA	NA	NA	NA	NA	NA	NA	NA	NA	195.89	19.07	NA	176.82	NA	NA
MW-1	11/17/1992	<50	<50	<0.5	<0.5	<0.5	<0.5	NA	NA	NA	NA	NA	NA	NA	NA	NA	195.89	20.11	NA	175.78	NA	NA
MW-1	02/12/1993	<50	<50	<0.5	<0.5	<0.5	<0.5	NA	NA	NA	NA	NA	NA	NA	NA	NA	195.89	12.10	NA	183.79	NA	NA
MW-1	06/10/1993	<50	NA	<0.5	<0.5	<0.5	<0.5	NA	NA	NA	NA	NA	NA	NA	NA	NA	195.89	14.87	NA	181.02	NA	NA
MW-1	08/18/1993	<50	NA	<0.5	<0.5	<0.5	<0.5	NA	NA	NA	NA	NA	NA	NA	NA	NA	195.89	16.90	NA	178.99	NA	NA
MW-1	11/19/1993	<50	NA	<0.5	<0.5	<0.5	<0.5	NA	NA	NA	NA	NA	NA	NA	NA	NA	195.89	19.72	NA	176.17	NA	NA
MW-1	02/28/1994	<50	NA	<0.5	<0.5	<0.5	1.7	NA	NA	NA	NA	NA	NA	NA	NA	NA	195.89	15.08	NA	180.81	NA	NA
MW-1	05/04/1994	<50	NA	<0.5	<0.5	<0.5	<0.5	NA	NA	NA	NA	NA	NA	NA	NA	NA	195.89	17.20	NA	178.69	NA	NA
MW-1	08/10/1994	<50	NA	<0.5	<0.5	<0.5	<0.5	NA	NA	NA	NA	NA	NA	NA	NA	NA	195.89	18.76	NA	177.13	NA	NA
MW-1	11/08/1994	<50	NA	<0.5	<0.5	<0.5	<0.5	NA	NA	NA	NA	NA	NA	NA	NA	NA	195.89	16.00	NA	179.89	NA	NA
MW-1	02/01/1995	<50	NA	<0.5	<0.5	<0.5	<0.5	NA	NA	NA	NA	NA	NA	NA	NA	NA	195.89	10.18	NA	185.71	NA	NA
MW-1	05/10/1995	<50	NA	<0.5	<0.5	<0.5	<0.5	NA	NA	NA	NA	NA	NA	NA	NA	NA	195.89	11.88	NA	184.01	NA	NA
MW-1	08/24/1995	<50	NA	<0.5	<0.5	<0.5	<0.5	NA	NA	NA	NA	NA	NA	NA	NA	NA	195.89	15.60	NA	180.29	NA	NA
MW-1	11/10/1995	<50	NA	<0.5	<0.5	<0.5	<0.5	NA	NA	NA	NA	NA	NA	NA	NA	NA	195.89	18.24	NA	177.65	NA	NA
MW-1	02/24/1996	<50	NA	<0.5	<0.5	<0.5	<0.5	NA	NA	NA	NA	NA	NA	NA	NA	NA	195.89	9.88	NA	186.01	NA	NA
MW-1	05/22/1996	<50	NA	<0.5	<0.5	<0.5	<0.5	<2.5	NA	NA	NA	NA	NA	NA	NA	NA	195.89	12.24	NA	183.65	NA	NA
MW-1	08/19/1996	<50	NA	<0.5	<0.5	<0.5	<0.5	<2.5	NA	NA	NA	NA	NA	NA	NA	NA	195.89	15.86	NA	180.03	NA	NA
MW-1	12/05/1996	160	NA	7.3	8.2	5.5	23	<2.5	NA	NA	NA	NA	NA	NA	NA	NA	195.89	16.21	NA	179.68	NA	NA
MW-1	01/08/1997	<50	NA	<0.50	<0.50	<0.50	<0.50	<2.5	NA	NA	NA	NA	NA	NA	NA	NA	195.89	9.73	NA	186.16	NA	NA
MW-1	02/20/1997	<50	NA	<0.50	<0.50	<0.50	<0.50	<2.5	NA	NA	NA	NA	NA	NA	NA	NA	195.89	11.60	NA	184.29	NA	NA
MW-1	05/30/1997	NA	NA	NA	NA	NA	NA	NA	NA	NA	NA	NA	NA	NA	NA	NA	195.89	15.02	NA	180.87	NA	NA
MW-1	08/18/1997	NA	NA	NA	NA	NA	NA	NA	NA	NA	NA	NA	NA	NA	NA	NA	195.89	17.20	NA	178.69	NA	NA
MW-1	11/03/1997	NA	NA	NA	NA	NA	NA	NA	NA	NA	NA	NA	NA	NA	NA	NA	195.89	16.02	NA	179.87	NA	NA
MW-1	01/20/1998	NA	NA	NA	NA	NA	NA	NA	NA	NA	NA	NA	NA	NA	NA	NA	195.89	9.35	NA	186.54	NA	NA

WELL CONCENTRATIONS
Shell-branded Service Station
6039 College Avenue
Oakland, CA

Well ID	Date	TPPH (ug/L)	TEPH (ug/L)	B (ug/L)	T (ug/L)	E (ug/L)	X (ug/L)	MTBE 8020 (ug/L)	MTBE 8260 (ug/L)	DIPE (ug/L)	ETBE (ug/L)	TAME (ug/L)	TBA (ug/L)	1,2 DCA (ug/L)	EDB (ug/L)	Ethanol (ug/L)	TOC (MSL)	Depth to Water (ft.)	Depth to SPH (ft.)	GW Elevation (MSL)	SPH Thickness (ft.)	DO Reading (ppm)
MW-1	06/05/1998	NA	NA	NA	NA	NA	NA	NA	NA	NA	NA	NA	NA	NA	NA	NA	195.89	11.75	NA	184.14	NA	NA
MW-1	07/23/1998	NA	NA	NA	NA	NA	NA	NA	NA	NA	NA	NA	NA	NA	NA	NA	195.89	13.32	NA	182.57	NA	NA
MW-1	11/19/1998	NA	NA	NA	NA	NA	NA	NA	NA	NA	NA	NA	NA	NA	NA	NA	195.89	14.01	NA	181.88	NA	NA
MW-1	02/03/1999	NA	NA	NA	NA	NA	NA	NA	NA	NA	NA	NA	NA	NA	NA	NA	195.89	15.62	NA	180.27	NA	NA
MW-1	06/04/1999	NA	NA	NA	NA	NA	NA	NA	NA	NA	NA	NA	NA	NA	NA	NA	195.89	14.72	NA	181.17	NA	NA
MW-1	08/31/1999	NA	NA	NA	NA	NA	NA	NA	NA	NA	NA	NA	NA	NA	NA	NA	195.89	17.00	NA	178.89	NA	NA
MW-1	12/10/1999	NA	NA	NA	NA	NA	NA	NA	NA	NA	NA	NA	NA	NA	NA	NA	195.89	18.36	NA	177.53	NA	NA
MW-1	02/11/2000	NA	NA	NA	NA	NA	NA	NA	NA	NA	NA	NA	NA	NA	NA	NA	195.89	15.09	NA	180.80	NA	NA
MW-1	05/04/2000	NA	NA	NA	NA	NA	NA	NA	NA	NA	NA	NA	NA	NA	NA	NA	195.89	12.97	NA	182.92	NA	NA
MW-1	08/31/2000	NA	NA	NA	NA	NA	NA	NA	NA	NA	NA	NA	NA	NA	NA	NA	195.89	15.02	NA	180.87	NA	NA
MW-1	11/30/2000	NA	NA	NA	NA	NA	NA	NA	NA	NA	NA	NA	NA	NA	NA	NA	195.89	12.90	NA	182.99	NA	NA
MW-1	02/13/2001	NA	NA	NA	NA	NA	NA	NA	NA	NA	NA	NA	NA	NA	NA	NA	195.89	14.28	NA	181.61	NA	NA
MW-1	05/29/2001	NA	NA	NA	NA	NA	NA	NA	NA	NA	NA	NA	NA	NA	NA	NA	195.89	16.04	NA	179.85	NA	NA
MW-1	07/30/2001	NA	NA	NA	NA	NA	NA	NA	NA	NA	NA	NA	NA	NA	NA	NA	195.89	17.53	NA	178.36	NA	NA
MW-1	12/12/2001	NA	NA	NA	NA	NA	NA	NA	NA	NA	NA	NA	NA	NA	NA	NA	195.89	14.79	NA	181.10	NA	NA
MW-1	01/31/2002	<50	NA	<0.50	<0.50	<0.50	<0.50	NA	<5.0	NA	NA	NA	NA	NA	NA	NA	195.89	13.71	NA	182.18	NA	NA
MW-1	05/31/2002	NA	NA	NA	NA	NA	NA	NA	NA	NA	NA	NA	NA	NA	NA	NA	195.89	15.63	NA	180.26	NA	NA
MW-1	07/25/2002	NA	NA	NA	NA	NA	NA	NA	NA	NA	NA	NA	NA	NA	NA	NA	195.89	17.08	NA	178.81	NA	NA
MW-1	11/26/2002	NA	NA	NA	NA	NA	NA	NA	NA	NA	NA	NA	NA	NA	NA	NA	200.56	19.30	NA	181.26	NA	NA
MW-1	01/29/2003	<50	NA	<0.50	<0.50	<0.50	<0.50	NA	<5.0	NA	NA	NA	NA	NA	NA	NA	200.56	13.90	NA	186.66	NA	NA
MW-1	06/03/2003	NA	NA	NA	NA	NA	NA	NA	NA	NA	NA	NA	NA	NA	NA	NA	200.56	15.30	NA	185.26	NA	NA
MW-1	08/27/2003	NA	NA	NA	NA	NA	NA	NA	NA	NA	NA	NA	NA	NA	NA	NA	200.56	17.32	NA	183.24	NA	NA
MW-1	11/13/2003	NA	NA	NA	NA	NA	NA	NA	NA	NA	NA	NA	NA	NA	NA	NA	200.56	18.61	NA	181.95	NA	NA
MW-1	02/05/2004	<50	NA	<0.50	<0.50	<0.50	<1.0	NA	<0.50	NA	NA	NA	<5.0	NA	NA	NA	200.56	14.46	NA	186.10	NA	NA
MW-1	05/03/2004	NA	NA	NA	NA	NA	NA	NA	NA	NA	NA	NA	NA	NA	NA	NA	200.56	14.52	NA	186.04	NA	NA
MW-1	08/30/2004	NA	NA	NA	NA	NA	NA	NA	NA	NA	NA	NA	NA	NA	NA	NA	200.56	16.73	NA	183.83	NA	NA
MW-1	11/22/2004	NA	NA	NA	NA	NA	NA	NA	NA	NA	NA	NA	NA	NA	NA	NA	200.56	16.86	NA	183.70	NA	NA
MW-1	02/02/2005	<50	NA	<0.50	<0.50	<0.50	<1.0	NA	<0.50	NA	NA	NA	<5.0	NA	NA	NA	200.56	12.82	NA	187.74	NA	NA
MW-1	05/09/2005	NA	NA	NA	NA	NA	NA	NA	NA	NA	NA	NA	NA	NA	NA	NA	200.56	12.20	NA	188.36	NA	NA
MW-1	08/16/2005	NA	NA	NA	NA	NA	NA	NA	NA	NA	NA	NA	NA	NA	NA	NA	200.56	15.25	NA	185.31	NA	NA
MW-1	11/16/2005	NA	NA	NA	NA	NA	NA	NA	NA	NA	NA	NA	NA	NA	NA	NA	200.56	17.44	NA	183.12	NA	NA
MW-1	02/10/2006	<50.0	NA	<0.500	<0.500	<0.500	<0.500	NA	<0.500	NA	NA	NA	<10.0	NA	NA	NA	200.56	12.58	NA	187.98	NA	NA
MW-1	05/26/2006	NA	NA	NA	NA	NA	NA	NA	NA	NA	NA	NA	NA	NA	NA	NA	200.56	11.72	NA	188.84	NA	NA
MW-1	08/31/2006	NA	NA	NA	NA	NA	NA	NA	NA	NA	NA	NA	NA	NA	NA	NA	200.56	14.75	NA	185.81	NA	NA
MW-1	11/08/2006	NA	NA	NA	NA	NA	NA	NA	NA	NA	NA	NA	NA	NA	NA	NA	200.56	16.61	NA	183.95	NA	NA
MW-1	02/22/2007	<50	NA	<0.50	<1.0	<0.50	<1.0	NA	<0.50	NA	NA	NA	<5.0	NA	NA	NA	200.56	15.41	NA	185.15	NA	NA

WELL CONCENTRATIONS
Shell-branded Service Station
6039 College Avenue
Oakland, CA

Well ID	Date	TPPH (ug/L)	TEPH (ug/L)	B (ug/L)	T (ug/L)	E (ug/L)	X (ug/L)	MTBE 8020 (ug/L)	MTBE 8260 (ug/L)	DIPE (ug/L)	ETBE (ug/L)	TAME (ug/L)	TBA (ug/L)	1,2 DCA (ug/L)	EDB (ug/L)	Ethanol (ug/L)	TOC (MSL)	Depth to Water (ft.)	Depth to SPH (ft.)	GW Elevation (MSL)	SPH Thickness (ft.)	DO Reading (ppm)
MW-1	05/29/2007	NA	NA	NA	NA	NA	NA	NA	NA	NA	NA	NA	NA	NA	NA	NA	200.56	16.85	NA	183.71	NA	NA
MW-1	08/29/2007	NA	NA	NA	NA	NA	NA	NA	NA	NA	NA	NA	NA	NA	NA	NA	200.56	18.23	NA	182.33	NA	NA
MW-1	11/30/2007	NA	NA	NA	NA	NA	NA	NA	NA	NA	NA	NA	NA	NA	NA	NA	200.56	18.70	NA	181.86	NA	NA
MW-1	02/04/2008	<50 h	NA	<0.50	<1.0	<1.0	<1.0	NA	<1.0	NA	NA	NA	<10	NA	NA	NA	200.56	12.06	NA	188.50	NA	NA
MW-1	05/27/2008	NA	NA	NA	NA	NA	NA	NA	NA	NA	NA	NA	NA	NA	NA	NA	200.56	15.97	NA	184.59	NA	NA
MW-1	08/05/2008	NA	NA	NA	NA	NA	NA	NA	NA	NA	NA	NA	NA	NA	NA	NA	200.56	16.93	NA	183.63	NA	NA
MW-1	12/03/2008	NA	NA	NA	NA	NA	NA	NA	NA	NA	NA	NA	NA	NA	NA	NA	200.56	18.83	NA	181.73	NA	NA
MW-1	02/05/2009	<50	NA	2.0	<1.0	<1.0	<1.0	NA	<1.0	NA	NA	NA	<10	NA	NA	NA	200.56	18.21	NA	182.35	NA	NA

MW-2	02/15/1990	ND	560	ND	ND	ND	ND	NA	NA	NA	NA	NA	NA	NA	NA	NA	194.27	16.90	NA	177.37	NA	NA
MW-2	04/19/1990	NA	NA	NA	NA	NA	NA	NA	NA	NA	NA	NA	NA	NA	NA	NA	194.27	17.69	NA	176.58	NA	NA
MW-2	05/14/1990	ND	ND	ND	ND	ND	ND	NA	NA	NA	NA	NA	NA	NA	NA	NA	194.27	18.01	NA	176.26	NA	NA
MW-2	06/21/1990	NA	NA	NA	NA	NA	NA	NA	NA	NA	NA	NA	NA	NA	NA	NA	194.27	17.39	NA	176.88	NA	NA
MW-2	09/12/1990	ND	ND	ND	ND	ND	ND	NA	NA	NA	NA	NA	NA	NA	NA	NA	194.27	19.00	NA	175.27	NA	NA
MW-2	11/27/1990	ND	ND	ND	ND	ND	ND	NA	NA	NA	NA	NA	NA	NA	NA	NA	194.27	19.44	NA	174.83	NA	NA
MW-2	03/08/1991	ND	ND	ND	ND	ND	ND	NA	NA	NA	NA	NA	NA	NA	NA	NA	194.27	15.96	NA	178.31	NA	NA
MW-2	06/03/1991	ND	ND	ND	ND	ND	ND	NA	NA	NA	NA	NA	NA	NA	NA	NA	194.27	17.00	NA	177.27	NA	NA
MW-2	08/30/1991	ND	ND	ND	ND	ND	ND	NA	NA	NA	NA	NA	NA	NA	NA	NA	194.27	18.95	NA	175.32	NA	NA
MW-2	11/22/1991	<50	<50	<0.5	<0.5	<0.5	<0.5	NA	NA	NA	NA	NA	NA	NA	NA	NA	194.27	19.55	NA	174.72	NA	NA
MW-2	03/18/1992	<30	NA	<0.3	<0.3	<0.3	<0.3	NA	NA	NA	NA	NA	NA	NA	NA	NA	194.27	12.91	NA	181.36	NA	NA
MW-2	05/28/1992	<50	NA	<0.5	<0.5	<0.5	<0.5	NA	NA	NA	NA	NA	NA	NA	NA	NA	194.27	16.25	NA	178.02	NA	NA
MW-2	08/19/1992	<50	NA	<0.5	2	1.2	1.9	NA	NA	NA	NA	NA	NA	NA	NA	NA	194.27	18.21	NA	176.06	NA	NA
MW-2	11/17/1992	<50	NA	<0.5	2	1.2	1.9	NA	NA	NA	NA	NA	NA	NA	NA	NA	194.27	19.15	NA	175.12	NA	NA
MW-2	02/12/1993	<50	NA	<0.5	<0.5	<0.5	<0.5	NA	NA	NA	NA	NA	NA	NA	NA	NA	194.27	11.60	NA	182.67	NA	NA
MW-2	06/10/1993	<50	NA	<0.5	<0.5	<0.5	<0.5	NA	NA	NA	NA	NA	NA	NA	NA	NA	194.27	14.14	NA	180.13	NA	NA
MW-2	08/18/1993	<50	NA	<0.5	<0.5	<0.5	<0.5	NA	NA	NA	NA	NA	NA	NA	NA	NA	194.27	16.10	NA	178.17	NA	NA
MW-2	11/19/1993	<50	NA	<0.5	<0.5	<0.5	<0.5	NA	NA	NA	NA	NA	NA	NA	NA	NA	194.27	18.77	NA	175.50	NA	NA
MW-2	02/28/1994	<50	NA	<0.5	<0.5	<0.5	<0.5	1.6	NA	NA	NA	NA	NA	NA	NA	NA	194.27	14.35	NA	179.92	NA	NA
MW-2	05/04/1994	<50	NA	<0.5	<0.5	<0.5	<0.5	NA	NA	NA	NA	NA	NA	NA	NA	NA	194.27	16.34	NA	177.93	NA	NA
MW-2	08/10/1994	<50	NA	<0.5	<0.5	<0.5	<0.5	NA	NA	NA	NA	NA	NA	NA	NA	NA	194.27	15.79	NA	178.48	NA	NA
MW-2	11/08/1994	<50	NA	<0.5	<0.5	<0.5	<0.5	NA	NA	NA	NA	NA	NA	NA	NA	NA	194.27	15.04	NA	179.23	NA	NA
MW-2	02/01/1995	<50	NA	<0.5	<0.5	<0.5	<0.5	NA	NA	NA	NA	NA	NA	NA	NA	NA	194.27	10.08	NA	184.19	NA	NA
MW-2	05/10/1995	<50	NA	<0.5	<0.5	<0.5	<0.5	NA	NA	NA	NA	NA	NA	NA	NA	NA	194.27	11.68	NA	182.59	NA	NA
MW-2	08/24/1995	<50	NA	<0.5	<0.5	<0.5	<0.5	NA	NA	NA	NA	NA	NA	NA	NA	NA	194.27	14.94	NA	179.33	NA	NA
MW-2	11/10/1995	<50	NA	1.7	0.8	1.4	4.9	NA	NA	NA	NA	NA	NA	NA	NA	NA	194.27	13.36	NA	180.91	NA	NA
MW-2	02/24/1996	<50	NA	<0.5	<0.5	<0.5	<0.5	NA	NA	NA	NA	NA	NA	NA	NA	NA	194.27	9.90	NA	184.37	NA	NA

WELL CONCENTRATIONS
Shell-branded Service Station
6039 College Avenue
Oakland, CA

Well ID	Date	TPPH (ug/L)	TEPH (ug/L)	B (ug/L)	T (ug/L)	E (ug/L)	X (ug/L)	MTBE 8020 (ug/L)	MTBE 8260 (ug/L)	DIPE (ug/L)	ETBE (ug/L)	TAME (ug/L)	TBA (ug/L)	1,2 DCA (ug/L)	EDB (ug/L)	Ethanol (ug/L)	TOC (MSL)	Depth to Water (ft.)	Depth to SPH (ft.)	GW Elevation (MSL)	SPH Thickness (ft.)	DO Reading (ppm)
MW-2	05/22/1996	<50	NA	<0.5	<0.5	<0.5	<0.5	<2.5	NA	NA	NA	NA	NA	NA	NA	NA	194.27	11.80	NA	182.47	NA	NA
MW-2	08/19/1996	<50	NA	<0.5	<0.5	<0.5	<0.5	<2.5	NA	NA	NA	NA	NA	NA	NA	NA	194.27	15.08	NA	179.19	NA	NA
MW-2	12/05/1996	<50	NA	1.5	1.6	1.2	5.2	<2.5	NA	NA	NA	NA	NA	NA	NA	NA	194.27	15.16	NA	179.11	NA	NA
MW-2	01/08/1997	<50	NA	<0.50	<0.50	<0.50	<0.50	<2.5	NA	NA	NA	NA	NA	NA	NA	NA	194.27	9.76	NA	184.51	NA	NA
MW-2	02/20/1997	<50	NA	<0.50	<0.50	<0.50	<0.50	<2.5	NA	NA	NA	NA	NA	NA	NA	NA	194.27	11.47	NA	182.80	NA	NA
MW-2	05/30/1997	NA	NA	NA	NA	NA	NA	NA	NA	NA	NA	NA	NA	NA	NA	NA	194.27	14.30	NA	179.97	NA	NA
MW-2	08/18/1997	NA	NA	NA	NA	NA	NA	NA	NA	NA	NA	NA	NA	NA	NA	NA	194.27	16.33	NA	177.94	NA	NA
MW-2	11/03/1997	NA	NA	NA	NA	NA	NA	NA	NA	NA	NA	NA	NA	NA	NA	NA	194.27	15.54	NA	178.73	NA	NA
MW-2	01/20/1998	NA	NA	NA	NA	NA	NA	NA	NA	NA	NA	NA	NA	NA	NA	NA	194.27	9.43	NA	184.84	NA	NA
MW-2	06/05/1998	NA	NA	NA	NA	NA	NA	NA	NA	NA	NA	NA	NA	NA	NA	NA	194.27	11.45	NA	182.82	NA	NA
MW-2	07/23/1998	NA	NA	NA	NA	NA	NA	NA	NA	NA	NA	NA	NA	NA	NA	NA	194.27	12.71	NA	181.56	NA	NA
MW-2	11/19/1998	NA	NA	NA	NA	NA	NA	NA	NA	NA	NA	NA	NA	NA	NA	NA	194.27	13.98	NA	180.29	NA	NA
MW-2	02/03/1999	NA	NA	NA	NA	NA	NA	NA	NA	NA	NA	NA	NA	NA	NA	NA	194.27	15.01	NA	179.26	NA	NA
MW-2	06/04/1999	NA	NA	NA	NA	NA	NA	NA	NA	NA	NA	NA	NA	NA	NA	NA	194.27	13.93	NA	180.34	NA	NA
MW-2	08/31/1999	NA	NA	NA	NA	NA	NA	NA	NA	NA	NA	NA	NA	NA	NA	NA	194.27	16.22	NA	178.05	NA	NA
MW-2	12/10/1999	NA	NA	NA	NA	NA	NA	NA	NA	NA	NA	NA	NA	NA	NA	NA	194.27	17.58	NA	176.69	NA	NA
MW-2	02/11/2000	NA	NA	NA	NA	NA	NA	NA	NA	NA	NA	NA	NA	NA	NA	NA	194.27	14.10	NA	180.17	NA	NA
MW-2	05/04/2000	NA	NA	NA	NA	NA	NA	NA	NA	NA	NA	NA	NA	NA	NA	NA	194.27	12.72	NA	181.55	NA	NA
MW-2	08/31/2000	NA	NA	NA	NA	NA	NA	NA	NA	NA	NA	NA	NA	NA	NA	NA	194.27	14.39	NA	179.88	NA	NA
MW-2	11/30/2000	NA	NA	NA	NA	NA	NA	NA	NA	NA	NA	NA	NA	NA	NA	NA	194.27	17.00	NA	177.27	NA	NA
MW-2	02/13/2001	NA	NA	NA	NA	NA	NA	NA	NA	NA	NA	NA	NA	NA	NA	NA	194.27	13.58	NA	180.69	NA	NA
MW-2	05/29/2001	NA	NA	NA	NA	NA	NA	NA	NA	NA	NA	NA	NA	NA	NA	NA	194.27	15.26	NA	179.01	NA	NA
MW-2	07/30/2001	NA	NA	NA	NA	NA	NA	NA	NA	NA	NA	NA	NA	NA	NA	NA	194.27	16.67	NA	177.60	NA	NA
MW-2	12/12/2001	NA	NA	NA	NA	NA	NA	NA	NA	NA	NA	NA	NA	NA	NA	NA	194.27	13.91	NA	180.36	NA	NA
MW-2	01/31/2002	<50	NA	<0.50	<0.50	<0.50	<0.50	NA	<5.0	NA	NA	NA	NA	NA	NA	NA	194.27	12.96	NA	181.31	NA	NA
MW-2	05/31/2002	NA	NA	NA	NA	NA	NA	NA	NA	NA	NA	NA	NA	NA	NA	NA	194.27	14.85	NA	179.42	NA	NA
MW-2	07/25/2002	NA	NA	NA	NA	NA	NA	NA	NA	NA	NA	NA	NA	NA	NA	NA	194.27	16.24	NA	178.03	NA	NA
MW-2	11/26/2002	NA	NA	NA	NA	NA	NA	NA	NA	NA	NA	NA	NA	NA	NA	NA	198.95	18.35	NA	180.60	NA	NA
MW-2	01/29/2003	<50	NA	<0.50	<0.50	<0.50	<0.50	NA	<5.0	NA	NA	NA	NA	NA	NA	NA	198.95	13.19	NA	185.76	NA	NA
MW-2	06/03/2003	NA	NA	NA	NA	NA	NA	NA	NA	NA	NA	NA	NA	NA	NA	NA	198.95	14.53	NA	184.42	NA	NA
MW-2	08/27/2003	NA	NA	NA	NA	NA	NA	NA	NA	NA	NA	NA	NA	NA	NA	NA	198.95	16.46	NA	182.49	NA	NA
MW-2	11/13/2003	NA	NA	NA	NA	NA	NA	NA	NA	NA	NA	NA	NA	NA	NA	NA	198.95	17.68	NA	181.27	NA	NA
MW-2	02/05/2004	<50	NA	<0.50	<0.50	<0.50	<1.0	NA	<0.50	NA	NA	NA	<5.0	NA	NA	NA	198.95	13.68	NA	185.27	NA	NA
MW-2	05/03/2004	NA	NA	NA	NA	NA	NA	NA	NA	NA	NA	NA	NA	NA	NA	NA	198.95	13.82	NA	185.13	NA	NA
MW-2	08/30/2004	NA	NA	NA	NA	NA	NA	NA	NA	NA	NA	NA	NA	NA	NA	NA	198.95	15.94	NA	183.01	NA	NA
MW-2	11/22/2004	NA	NA	NA	NA	NA	NA	NA	NA	NA	NA	NA	NA	NA	NA	NA	198.95	15.96	NA	182.99	NA	NA

WELL CONCENTRATIONS
Shell-branded Service Station
6039 College Avenue
Oakland, CA

Well ID	Date	TPPH (ug/L)	TEPH (ug/L)	B (ug/L)	T (ug/L)	E (ug/L)	X (ug/L)	MTBE 8020 (ug/L)	MTBE 8260 (ug/L)	DIPE (ug/L)	ETBE (ug/L)	TAME (ug/L)	TBA (ug/L)	1,2 DCA (ug/L)	EDB (ug/L)	Ethanol (ug/L)	TOC (MSL)	Depth to Water (ft.)	Depth to SPH (ft.)	GW Elevation (MSL)	SPH Thickness (ft.)	DO Reading (ppm)
---------	------	----------------	----------------	-------------	-------------	-------------	-------------	------------------------	------------------------	----------------	----------------	----------------	---------------	----------------------	---------------	-------------------	--------------	----------------------------	--------------------------	--------------------------	---------------------------	------------------------

MW-2	02/02/2005	<50 e	NA	<0.50	<0.50	<0.50	<1.0	NA	<0.50	NA	NA	NA	<5.0	NA	NA	NA	198.95	12.24	NA	186.71	NA	NA
MW-2	05/09/2005	NA	NA	NA	NA	NA	NA	NA	NA	NA	NA	NA	NA	NA	NA	NA	198.95	11.80	NA	187.15	NA	NA
MW-2	08/16/2005	NA	NA	NA	NA	NA	NA	NA	NA	NA	NA	NA	NA	NA	NA	NA	198.95	14.39	NA	184.56	NA	NA
MW-2	11/16/2005	NA	NA	NA	NA	NA	NA	NA	NA	NA	NA	NA	NA	NA	NA	NA	198.95	16.52	NA	182.43	NA	NA
MW-2	02/10/2006	<50.0	NA	<0.500	<0.500	<0.500	<0.500	NA	<0.500	NA	NA	NA	<10.0	NA	NA	NA	198.95	12.17	NA	186.78	NA	NA
MW-2	05/26/2006	NA	NA	NA	NA	NA	NA	NA	NA	NA	NA	NA	NA	NA	NA	NA	198.95	11.61	NA	187.34	NA	NA
MW-2	08/31/2006	NA	NA	NA	NA	NA	NA	NA	NA	NA	NA	NA	NA	NA	NA	NA	198.95	13.95	NA	185.00	NA	NA
MW-2	11/08/2006	NA	NA	NA	NA	NA	NA	NA	NA	NA	NA	NA	NA	NA	NA	NA	198.95	15.67	NA	183.28	NA	NA
MW-2	02/22/2007	<50	NA	<0.50	<1.0	<0.50	<1.0	NA	<0.50	NA	NA	NA	<5.0	NA	NA	NA	198.95	14.54	NA	184.41	NA	NA
MW-2	05/29/2007	NA	NA	NA	NA	NA	NA	NA	NA	NA	NA	NA	NA	NA	NA	NA	198.95	15.97	NA	182.98	NA	NA
MW-2	08/29/2007	NA	NA	NA	NA	NA	NA	NA	NA	NA	NA	NA	NA	NA	NA	NA	198.95	17.37	NA	181.58	NA	NA
MW-2	11/30/2007	NA	NA	NA	NA	NA	NA	NA	NA	NA	NA	NA	NA	NA	NA	NA	198.95	17.80	NA	181.15	NA	NA
MW-2	02/04/2008	<50 h	NA	<0.50	<1.0	<1.0	<1.0	NA	<1.0	NA	NA	NA	<10	NA	NA	NA	198.95	11.61	NA	187.34	NA	NA
MW-2	05/27/2008	NA	NA	NA	NA	NA	NA	NA	NA	NA	NA	NA	NA	NA	NA	NA	198.95	15.25	NA	183.70	NA	NA
MW-2	08/05/2008	NA	NA	NA	NA	NA	NA	NA	NA	NA	NA	NA	NA	NA	NA	NA	198.95	15.67	NA	183.28	NA	NA
MW-2	12/03/2008	NA	NA	NA	NA	NA	NA	NA	NA	NA	NA	NA	NA	NA	NA	NA	198.95	17.91	NA	181.04	NA	NA
MW-2	02/05/2009	<50	NA	<0.50	<1.0	<1.0	<1.0	NA	<1.0	NA	NA	NA	<10	NA	NA	NA	198.95	17.22	NA	181.73	NA	NA

MW-3	02/15/1990	4,700	3,100	320	29	110	33	NA	NA	NA	NA	NA	NA	NA	NA	NA	192.52	15.81	NA	176.71	NA	NA
MW-3	04/19/1990	NA	NA	NA	NA	NA	NA	NA	NA	NA	NA	NA	NA	NA	NA	NA	192.52	16.57	NA	175.95	NA	NA
MW-3	05/14/1990	1,400	60	130	8.6	40	17	NA	NA	NA	NA	NA	NA	NA	NA	NA	192.52	16.97	NA	175.55	NA	NA
MW-3	06/21/1990	NA	NA	NA	NA	NA	NA	NA	NA	NA	NA	NA	NA	NA	NA	NA	192.52	16.27	NA	176.25	NA	NA
MW-3	09/12/1990	2,000	1,500	58	5.8	16	15	NA	NA	NA	NA	NA	NA	NA	NA	NA	192.52	18.78	NA	173.74	NA	NA
MW-3	11/27/1990	540	240	18	1.5	8.7	2.5	NA	NA	NA	NA	NA	NA	NA	NA	NA	192.52	18.27	NA	174.25	NA	NA
MW-3	03/08/1991	3,400	2,100	630	33	270	18	NA	NA	NA	NA	NA	NA	NA	NA	NA	192.52	14.86	NA	177.66	NA	NA
MW-3	06/03/1991	1,700	690 a	260	13	98	24	NA	NA	NA	NA	NA	NA	NA	NA	NA	192.52	15.84	NA	176.68	NA	NA
MW-3	08/30/1991	870	370 a	44	6.1	10	2.9	NA	NA	NA	NA	NA	NA	NA	NA	NA	192.52	17.79	NA	174.73	NA	NA
MW-3	11/22/1991	310	140	18	1.2	3.3	2.9	NA	NA	NA	NA	NA	NA	NA	NA	NA	192.52	18.40	NA	174.12	NA	NA
MW-3	03/18/1992	67,100	1,900	620	28	220	38	NA	NA	NA	NA	NA	NA	NA	NA	NA	192.52	12.03	NA	180.49	NA	NA
MW-3	05/28/1992	2,300	1,100 a	200	9	71	17	NA	NA	NA	NA	NA	NA	NA	NA	NA	192.52	15.16	NA	177.36	NA	NA
MW-3	08/19/1992	5,700	1,000 a	71	77	52	130	NA	NA	NA	NA	NA	NA	NA	NA	NA	192.52	17.03	NA	175.49	NA	NA
MW-3	11/17/1992	3,600	160 a	16	8.6	24	50	NA	NA	NA	NA	NA	NA	NA	NA	NA	192.52	17.94	NA	174.58	NA	NA
MW-3	02/12/1993	4,700	560 a	820	58	130	77	NA	NA	NA	NA	NA	NA	NA	NA	NA	192.52	9.16	NA	183.36	NA	NA
MW-3	06/10/1993	2,200	NA	310	23	89	23	NA	NA	NA	NA	NA	NA	NA	NA	NA	192.52	13.20	NA	179.32	NA	NA
MW-3	08/18/1993	260	NA	27	2	7	2.2	NA	NA	NA	NA	NA	NA	NA	NA	NA	192.52	14.93	NA	177.59	NA	NA
MW-3	11/19/1993	1,500a	NA	24	54	37	17	NA	NA	NA	NA	NA	NA	NA	NA	NA	192.52	17.58	NA	174.94	NA	NA

WELL CONCENTRATIONS
Shell-branded Service Station
6039 College Avenue
Oakland, CA

Well ID	Date	TPPH (ug/L)	TEPH (ug/L)	B (ug/L)	T (ug/L)	E (ug/L)	X (ug/L)	MTBE 8020 (ug/L)	MTBE 8260 (ug/L)	DIPE (ug/L)	ETBE (ug/L)	TAME (ug/L)	TBA (ug/L)	1,2 DCA (ug/L)	EDB (ug/L)	Ethanol (ug/L)	TOC (MSL)	Depth to Water (ft.)	Depth to SPH (ft.)	GW Elevation (MSL)	SPH Thickness (ft.)	DO Reading (ppm)
MW-3	02/28/1994	2,700	NA	65	5.2	16	6.3	NA	NA	NA	NA	NA	NA	NA	NA	NA	192.52	13.30	NA	179.22	NA	NA
MW-3	05/04/1994	780	NA	120	7.5	21	6.9	NA	NA	NA	NA	NA	NA	NA	NA	NA	192.52	15.25	NA	177.27	NA	NA
MW-3	08/10/1994	920	NA	20	2.3	3	2.2	NA	NA	NA	NA	NA	NA	NA	NA	NA	192.52	16.63	NA	175.89	NA	NA
MW-3	11/08/1994	1,300	NA	180	16	7	12	NA	NA	NA	NA	NA	NA	NA	NA	NA	192.52	13.88	NA	178.64	NA	NA
MW-3	02/01/1995	1,400	NA	210	8.5	11	8.7	NA	NA	NA	NA	NA	NA	NA	NA	NA	192.52	9.25	NA	183.27	NA	NA
MW-3	05/10/1995	460	NA	97	10	1	19	NA	NA	NA	NA	NA	NA	NA	NA	NA	192.52	10.76	NA	181.74	NA	NA
MW-3	08/24/1995	640	NA	68	21	14	19	NA	NA	NA	NA	NA	NA	NA	NA	NA	192.52	13.90	NA	178.62	NA	NA
MW-3	11/10/1995	350	NA	15	2.3	1.2	2.5	NA	NA	NA	NA	NA	NA	NA	NA	NA	192.52	16.20	NA	176.32	NA	NA
MW-3	02/24/1996	3,300	NA	240	53	38	55	NA	NA	NA	NA	NA	NA	NA	NA	NA	192.52	8.93	NA	183.59	NA	NA
MW-3	05/22/1996	1,300	NA	110	15	<10	<10	3,500	NA	NA	NA	NA	NA	NA	NA	NA	192.52	10.86	NA	181.66	NA	NA
MW-3	08/19/1996	350	NA	15	3.3	3.4	3.3	340	NA	NA	NA	NA	NA	NA	NA	NA	192.52	13.97	NA	178.55	NA	NA
MW-3	12/05/1996	290	NA	12	7.6	5.4	16	370	NA	NA	NA	NA	NA	NA	NA	NA	192.52	14.06	NA	178.46	NA	NA
MW-3	02/20/1997	980	NA	69	7.9	14	15	3,200	NA	NA	NA	NA	NA	NA	NA	NA	192.52	10.60	NA	181.92	NA	NA
MW-3	05/30/1997	NA	NA	NA	NA	NA	NA	NA	NA	NA	NA	NA	NA	NA	NA	NA	192.52	13.26	NA	179.26	NA	NA
MW-3	08/18/1997	NA	NA	NA	NA	NA	NA	NA	NA	NA	NA	NA	NA	NA	NA	NA	192.52	15.21	NA	177.31	NA	NA
MW-3	11/03/1997	NA	NA	NA	NA	NA	NA	NA	NA	NA	NA	NA	NA	NA	NA	NA	192.52	14.49	NA	178.03	NA	NA
MW-3	01/20/1998	3,100	NA	360	1,000	73	420	59,000	NA	NA	NA	NA	NA	NA	NA	NA	192.52	8.43	NA	184.09	NA	NA
MW-3	06/05/1998	NA	NA	NA	NA	NA	NA	NA	NA	NA	NA	NA	NA	NA	NA	NA	192.52	10.55	NA	181.97	NA	NA
MW-3	07/23/1998	NA	NA	NA	NA	NA	NA	NA	NA	NA	NA	NA	NA	NA	NA	NA	192.52	11.80	NA	180.72	NA	NA
MW-3	11/19/1998	NA	NA	NA	NA	NA	NA	NA	NA	NA	NA	NA	NA	NA	NA	NA	192.52	11.97	NA	180.55	NA	NA
MW-3	02/03/1999	<10,000	NA	840	131	<100	316	27,600	NA	NA	NA	NA	NA	NA	NA	NA	192.52	13.55	NA	178.97	NA	2.3
MW-3	06/04/1999	NA	NA	NA	NA	NA	NA	NA	NA	NA	NA	NA	NA	NA	NA	NA	192.52	12.90	NA	179.62	NA	NA
MW-3	08/31/1999	1,550	NA	232	<10.0	125	293	4,620	2,460 b	NA	NA	NA	NA	NA	NA	NA	192.52	14.99	NA	177.53	NA	3.4
MW-3	12/10/1999	NA	NA	NA	NA	NA	NA	NA	NA	NA	NA	NA	NA	NA	NA	NA	192.52	16.35	NA	176.17	NA	NA
MW-3	02/11/2000	10,900	NA	1,030	<50.0	308	1,000	19,300	NA	NA	NA	NA	NA	NA	NA	NA	192.52	12.85	NA	179.67	NA	1.0
MW-3	05/04/2000	NA	NA	NA	NA	NA	NA	NA	NA	NA	NA	NA	NA	NA	NA	NA	192.52	17.05	NA	175.47	NA	NA
MW-3	08/31/2000	2,560	NA	165	7.19	77.6	183	4,090	NA	NA	NA	NA	NA	NA	NA	NA	192.52	14.26	NA	178.26	NA	c
MW-3	11/30/2000	NA	NA	NA	NA	NA	NA	NA	NA	NA	NA	NA	NA	NA	NA	NA	192.52	15.75	NA	176.77	NA	NA
MW-3	02/13/2001	5,880	NA	563	<50.0	282	472	8,960	NA	NA	NA	NA	NA	NA	NA	NA	192.52	13.05	NA	179.47	NA	3.6
MW-3	05/29/2001	1,800	NA	130	<5.0	84	100	NA	1,900	NA	NA	NA	NA	NA	NA	NA	192.52	13.84	NA	178.68	NA	NA
MW-3	07/30/2001	2,700	NA	250	8.8	130	120	NA	5,200	NA	NA	NA	NA	NA	NA	NA	192.52	15.46	NA	177.06	NA	NA
MW-3	12/12/2001	<10,000	NA	720	<100	260	260	NA	6,600	<100	<100	<100	<1,000	NA	NA	<1,000	192.52	12.93	NA	179.59	NA	NA
MW-3	01/31/2002	11,000	NA	750	14	570	510	NA	5,800	NA	NA	NA	NA	NA	NA	NA	192.52	11.88	NA	180.64	NA	NA
MW-3	05/31/2002	5,100	NA	410	8.6	300	190	NA	3,600	NA	NA	NA	NA	NA	NA	NA	192.52	13.65	NA	178.87	NA	NA
MW-3	07/25/2002	2,100	NA	170	<10	73	33	NA	2,600	NA	NA	NA	NA	NA	NA	NA	192.52	15.04	NA	177.48	NA	NA
MW-3	11/26/2002	510	NA	26	<2.0	<2.0	2.1	NA	940	NA	NA	NA	NA	NA	NA	NA	197.18	17.15	NA	180.03	NA	NA

WELL CONCENTRATIONS
Shell-branded Service Station
6039 College Avenue
Oakland, CA

Well ID	Date	TPPH (ug/L)	TEPH (ug/L)	B (ug/L)	T (ug/L)	E (ug/L)	X (ug/L)	MTBE 8020 (ug/L)	MTBE 8260 (ug/L)	DIPE (ug/L)	ETBE (ug/L)	TAME (ug/L)	TBA (ug/L)	1,2 DCA (ug/L)	EDB (ug/L)	Ethanol (ug/L)	TOC (MSL)	Depth to Water (ft.)	Depth to SPH (ft.)	GW Elevation (MSL)	SPH Thickness (ft.)	DO Reading (ppm)
MW-3	01/29/2003	6,000	NA	460	8.5	250	87	NA	3,500	NA	NA	NA	NA	NA	NA	NA	197.18	12.21	NA	184.97	NA	NA
MW-3	06/03/2003	5,300	NA	350	<25	130	51	NA	2,200	<100	<100	<100	920	<25	<25	<2,500	197.18	13.40	NA	183.78	NA	NA
MW-3	08/27/2003	700 a	NA	100	<5.0	20	<10	NA	810	NA	NA	NA	460	NA	NA	NA	197.18	15.14	NA	182.04	NA	NA
MW-3	11/13/2003	590	NA	36	<2.5	<2.5	<5.0	NA	440	NA	NA	NA	400	NA	NA	NA	197.18	16.46	NA	180.72	NA	NA
MW-3	02/05/2004	<2,500	NA	420	<25	74	<50	NA	2,400	NA	NA	NA	950	NA	NA	NA	197.18	12.84	NA	184.34	NA	NA
MW-3	05/03/2004	2,600	NA	210	<10	42	21	NA	1,600	NA	NA	NA	820	NA	NA	NA	197.18	12.57	NA	184.61	NA	NA
MW-3	08/30/2004	2,100	NA	120	6.8	5.7	11	NA	730	<20	<20	<20	460	NA	NA	NA	197.18	14.76	NA	182.42	NA	NA
MW-3	11/22/2004	2,600	NA	160	5.5	5.1	<10	NA	570	NA	NA	NA	540	NA	NA	NA	197.18	14.58	NA	182.60	NA	NA
MW-3	02/02/2005	4,500	NA	380	17	23	27	NA	1,900	NA	NA	NA	730	NA	NA	NA	197.18	11.48	NA	185.70	NA	NA
MW-3	05/09/2005	63 f	NA	<0.50	<0.50	<0.50	<1.0	NA	21	NA	NA	NA	8.2	NA	NA	NA	197.18	10.86	NA	186.32	NA	NA
MW-3	08/16/2005	3,800	NA	230	11	17	23	NA	840	<40	<40	<40	460	NA	NA	NA	197.18	13.13	NA	184.05	NA	NA
MW-3	11/16/2005	3,400	NA	107	5.16	4.61	7.64	NA	321	NA	NA	NA	166	NA	NA	NA	197.18	15.31	NA	181.87	NA	NA
MW-3	02/10/2006	7,850	NA	326	14.6	27.2	25.6	NA	905	NA	NA	NA	455	NA	NA	NA	197.18	11.14	NA	186.04	NA	NA
MW-3	05/26/2006	11,500	NA	217	16.5	35.3	37.4 g	NA	679	NA	NA	NA	253	NA	NA	NA	197.18	10.39	NA	186.79	NA	NA
MW-3	08/31/2006	4,800	NA	48.8	4.70	7.68	12.2	NA	178	<0.500	<0.500	<0.500	108	NA	NA	NA	197.18	11.92	NA	185.26	NA	NA
MW-3	11/08/2006	1,400	NA	25	<2.5	4.5	<5.0	NA	100	NA	NA	NA	100	NA	NA	NA	197.18	14.56	NA	182.62	NA	NA
MW-3	02/22/2007	1,500	NA	53	4.3	4.6	7.8	NA	160	NA	NA	NA	190	NA	NA	NA	197.18	13.20	NA	183.98	NA	NA
MW-3	05/29/2007	1,600 h	NA	32	3.0	3.1	5.9	NA	52	NA	NA	NA	44	NA	NA	NA	197.18	14.62	NA	182.56	NA	NA
MW-3	08/29/2007	1,100 a,h	NA	19	1.3	1.0	2.3 i	NA	53	<2.0	<2.0	<2.0	52	NA	NA	NA	197.18	16.10	NA	181.08	NA	NA
MW-3	11/30/2007	910 h	NA	26	1.9	1.2	2.61 i	NA	53	NA	NA	NA	54	NA	NA	NA	197.18	16.50	NA	180.68	NA	NA
MW-3	02/04/2008	1,400 h	NA	48	8.5	4.0	6.8	NA	300	NA	NA	NA	110	NA	NA	NA	197.18	10.18	NA	187.00	NA	NA
MW-3	05/27/2008	2,000	NA	70	45	5.0	12.5	NA	170	NA	NA	NA	110	NA	NA	NA	197.18	13.90	NA	183.28	NA	NA
MW-3	08/05/2008	1,200	NA	41	26	2.6	3.5	NA	77	<4.0	<4.0	<4.0	55	NA	NA	NA	197.18	15.04	NA	182.14	NA	NA
MW-3	12/03/2008	630	NA	23	6.4	<1.0	<1.0	NA	60	NA	NA	NA	41	NA	NA	NA	197.18	16.63	NA	180.55	NA	NA
MW-3	02/05/2009	730	NA	27	10	1.3	3.4	NA	48	NA	NA	NA	38	NA	NA	NA	197.18	16.10	NA	181.08	NA	NA
MW-4	02/15/1990	ND	1,200	ND	ND	ND	ND	NA	NA	NA	NA	NA	NA	NA	NA	NA	193.37	16.73	NA	176.65	NA	NA
MW-4	04/19/1990	NA	NA	NA	NA	NA	NA	NA	NA	NA	NA	NA	NA	NA	NA	NA	193.37	17.48	NA	175.89	NA	NA
MW-4	05/14/1990	650	350	160	7	1.9	3.1	NA	NA	NA	NA	NA	NA	NA	NA	NA	193.37	17.88	NA	175.49	NA	NA
MW-4	06/21/1990	NA	NA	NA	NA	NA	NA	NA	NA	NA	NA	NA	NA	NA	NA	NA	193.37	17.18	NA	176.19	NA	NA
MW-4	09/12/1990	440	260	91	1.1	0.75	0.79	NA	NA	NA	NA	NA	NA	NA	NA	NA	193.37	17.85	NA	175.52	NA	NA
MW-4	11/27/1990	470	2,400	64	1.2	0.8	2.7	NA	NA	NA	NA	NA	NA	NA	NA	NA	193.37	19.16	NA	174.21	NA	NA
MW-4	03/08/1991	1,100	2,600	330	3.5	88	5.8	NA	NA	NA	NA	NA	NA	NA	NA	NA	193.37	15.77	NA	177.60	NA	NA
MW-4	06/03/1991	670	1,100	240	2.3	1.6	2.3	NA	NA	NA	NA	NA	NA	NA	NA	NA	193.37	16.77	NA	176.60	NA	NA
MW-4	08/30/1991	570	280	64	1.8	0.9	0.9	NA	NA	NA	NA	NA	NA	NA	NA	NA	193.37	18.71	NA	174.66	NA	NA
MW-4	11/22/1991	NA	NA	NA	NA	NA	NA	NA	NA	NA	NA	NA	NA	NA	NA	NA	193.37	NA	NA	NA	NA	NA

WELL CONCENTRATIONS
Shell-branded Service Station
6039 College Avenue
Oakland, CA

Well ID	Date	TPPH (ug/L)	TEPH (ug/L)	B (ug/L)	T (ug/L)	E (ug/L)	X (ug/L)	MTBE 8020 (ug/L)	MTBE 8260 (ug/L)	DIPE (ug/L)	ETBE (ug/L)	TAME (ug/L)	TBA (ug/L)	1,2 DCA (ug/L)	EDB (ug/L)	Ethanol (ug/L)	TOC (MSL)	Depth to Water (ft.)	Depth to SPH (ft.)	GW Elevation (MSL)	SPH Thickness (ft.)	DO Reading (ppm)
MW-4	01/15/1992	NA	NA	NA	NA	NA	NA	NA	NA	NA	NA	NA	NA	NA	NA	NA	193.37	NA	NA	NA	NA	NA
MW-4	02/15/1992	NA	NA	NA	NA	NA	NA	NA	NA	NA	NA	NA	NA	NA	NA	NA	193.37	NA	NA	NA	NA	NA
MW-4	03/18/1992	NA	NA	NA	NA	NA	NA	NA	NA	NA	NA	NA	NA	NA	NA	NA	193.37	13.15	NA	180.41	0.24	NA
MW-4	04/29/1992	NA	NA	NA	NA	NA	NA	NA	NA	NA	NA	NA	NA	NA	NA	NA	193.37	NA	NA	NA	NA	NA
MW-4	05/28/1992	NA	NA	NA	NA	NA	NA	NA	NA	NA	NA	NA	NA	NA	NA	NA	193.37	16.22	NA	177.25	0.12	NA
MW-4	08/19/1992	NA	NA	NA	NA	NA	NA	NA	NA	NA	NA	NA	NA	NA	NA	NA	193.37	18.05	NA	175.39	0.09	NA
MW-4	11/17/1992	NA	NA	NA	NA	NA	NA	NA	NA	NA	NA	NA	NA	NA	NA	NA	193.37	18.89	NA	174.48	NA	NA
MW-4	02/12/1993	NA	NA	NA	NA	NA	NA	NA	NA	NA	NA	NA	NA	NA	NA	NA	193.37	11.78	NA	181.59	<0.01	NA
MW-4	06/10/1993	NA	NA	NA	NA	NA	NA	NA	NA	NA	NA	NA	NA	NA	NA	NA	193.37	14.20	NA	179.17	0.02	NA
MW-4	08/18/1993	NA	NA	NA	NA	NA	NA	NA	NA	NA	NA	NA	NA	NA	NA	NA	193.37	15.95	NA	177.43	0.01	NA
MW-4	11/19/1993	NA	NA	NA	NA	NA	NA	NA	NA	NA	NA	NA	NA	NA	NA	NA	193.37	18.48	NA	174.90	0.01	NA
MW-4	02/28/1994	NA	NA	NA	NA	NA	NA	NA	NA	NA	NA	NA	NA	NA	NA	NA	193.37	14.60	NA	178.77	0.01	NA
MW-4	05/04/1994	NA	NA	NA	NA	NA	NA	NA	NA	NA	NA	NA	NA	NA	NA	NA	193.37	16.15	NA	177.22	<0.01	NA
MW-4	08/10/1994	NA	NA	NA	NA	NA	NA	NA	NA	NA	NA	NA	NA	NA	NA	NA	193.37	17.58	NA	175.81	0.02	NA
MW-4	11/10/1994	NA	NA	NA	NA	NA	NA	NA	NA	NA	NA	NA	NA	NA	NA	NA	193.37	15.05	NA	178.36	0.05	NA
MW-4	02/01/1995	NA	NA	NA	NA	NA	NA	NA	NA	NA	NA	NA	NA	NA	NA	NA	193.37	10.71	NA	182.69	0.04	NA
MW-4	05/10/1995	NA	NA	NA	NA	NA	NA	NA	NA	NA	NA	NA	NA	NA	NA	NA	193.37	11.90	NA	181.52	0.06	NA
MW-4	08/24/1995	NA	NA	NA	NA	NA	NA	NA	NA	NA	NA	NA	NA	NA	NA	NA	193.37	14.97	NA	178.42	0.02	NA
MW-4	11/10/1995	4,700	NA	100	22	23	38	NA	NA	NA	NA	NA	NA	NA	NA	NA	193.37	17.27	NA	176.10	<0.01	NA
MW-4	02/24/1996	NA	NA	NA	NA	NA	NA	NA	NA	NA	NA	NA	NA	NA	NA	NA	193.37	10.44	NA	182.95	0.03	NA
MW-4	05/22/1996	NA	NA	NA	NA	NA	NA	NA	NA	NA	NA	NA	NA	NA	NA	NA	193.37	11.88	NA	181.51	0.03	NA
MW-4	08/19/1996	NA	NA	NA	NA	NA	NA	NA	NA	NA	NA	NA	NA	NA	NA	NA	193.37	15.23	NA	178.16	0.02	NA
MW-4	12/05/1996	NA	NA	NA	NA	NA	NA	NA	NA	NA	NA	NA	NA	NA	NA	NA	193.37	14.70	NA	178.69	0.02	NA
MW-4	01/08/1997	<10,000	NA	<100	<100	<100	<100	24,000	NA	NA	NA	NA	NA	NA	NA	NA	193.37	11.60	NA	181.79	0.02	NA
MW-4	02/20/1997	<10,000	NA	490	<100	<100	<100	59,000	NA	NA	NA	NA	NA	NA	NA	NA	193.37	11.91	NA	181.46	NA	NA
MW-4	05/30/1997	<2,000	NA	72	<20	<20	<20	6,100	NA	NA	NA	NA	NA	NA	NA	NA	193.37	14.68	NA	178.69	NA	NA
MW-4	08/18/1997	<5,000	NA	150	570	<50	130	31,000	NA	NA	NA	NA	NA	NA	NA	NA	193.37	15.07	NA	178.30	NA	NA
MW-4	11/03/1997	32,000	NA	1,100	6,100	640	3,600	78,000	NA	NA	NA	NA	NA	NA	NA	NA	193.37	15.87	NA	177.50	NA	NA
MW-4	01/20/1998	NA	NA	NA	NA	NA	NA	NA	NA	NA	NA	NA	NA	NA	NA	NA	193.37	10.25	NA	183.62	0.62	NA
MW-4	06/05/1998	NA	NA	NA	NA	NA	NA	NA	NA	NA	NA	NA	NA	NA	NA	NA	193.37	11.62	NA	181.80	0.06	NA
MW-4	07/23/1998	NA	NA	NA	NA	NA	NA	NA	NA	NA	NA	NA	NA	NA	NA	NA	193.37	13.93	NA	179.51	0.09	NA
MW-4	11/19/1998	NA	NA	NA	NA	NA	NA	NA	NA	NA	NA	NA	NA	NA	NA	NA	193.37	14.07	14.03	179.33	0.04	NA
MW-4	12/09/1998	NA	NA	NA	NA	NA	NA	NA	NA	NA	NA	NA	NA	NA	NA	NA	193.37	15.84	15.81	177.55	0.03	NA
MW-4	02/03/1999	NA	NA	NA	NA	NA	NA	NA	NA	NA	NA	NA	NA	NA	NA	NA	193.37	15.58	15.55	177.81	0.03	NA
MW-4	06/04/1999	NA	NA	NA	NA	NA	NA	NA	NA	NA	NA	NA	NA	NA	NA	NA	193.37	14.04	14.02	179.35	0.02	NA
MW-4	08/31/1999	NA	NA	NA	NA	NA	NA	NA	NA	NA	NA	NA	NA	NA	NA	NA	193.37	16.15	16.12	177.24	0.03	NA

WELL CONCENTRATIONS
Shell-branded Service Station
6039 College Avenue
Oakland, CA

Well ID	Date	TPPH (ug/L)	TEPH (ug/L)	B (ug/L)	T (ug/L)	E (ug/L)	X (ug/L)	MTBE 8020 (ug/L)	MTBE 8260 (ug/L)	DIPE (ug/L)	ETBE (ug/L)	TAME (ug/L)	TBA (ug/L)	1,2 DCA (ug/L)	EDB (ug/L)	Ethanol (ug/L)	TOC (MSL)	Depth to Water (ft.)	Depth to SPH (ft.)	GW Elevation (MSL)	SPH Thickness (ft.)	DO Reading (ppm)
MW-4	12/10/1999	NA	NA	NA	NA	NA	NA	NA	NA	NA	NA	NA	NA	NA	NA	NA	193.37	17.41	17.31	176.04	0.10	NA
MW-4	02/11/2000	47,200	NA	905	<200	479	3,690	27,400	30,300b	NA	NA	NA	NA	NA	NA	NA	193.37	14.82	NA	178.55	NA	0.6
MW-4	05/04/2000	30,800	NA	1,650	<100	574	3,310	28,600	31,200b	NA	NA	NA	NA	NA	NA	NA	193.37	12.64	NA	180.73	NA	2.1
MW-4	08/31/2000	5,470	NA	366	<10.0	296	834	3,950	NA	NA	NA	NA	NA	NA	NA	NA	193.37	16.47	NA	176.90	NA	c
MW-4	11/30/2000	20,700	NA	525	<50.0	447	1,570	2,440	4,280b	NA	NA	NA	NA	NA	NA	NA	193.37	17.67	NA	175.70	NA	3.3
MW-4	02/13/2001	16,200	NA	909	<50.0	514	2,390	21,300	20,300	NA	NA	NA	NA	NA	NA	NA	193.37	13.30	NA	180.07	NA	2.4
MW-4	05/29/2001	Well Inaccessible		NA	NA	NA	NA	NA	NA	NA	NA	NA	NA	NA	NA	NA	193.37	NA	NA	NA	NA	NA
MW-4	05/31/2001	NA	NA	NA	NA	NA	NA	NA	NA	NA	NA	NA	NA	NA	NA	NA	193.37	15.08	15.03	178.33	0.05	NA
MW-4	07/30/2001	6,700	NA	260	5.7	190	280	NA	3,900	NA	NA	NA	NA	NA	NA	NA	193.37	16.29	16.28	177.09	0.01	NA
MW-4	12/12/2001	15,000	NA	1,300	<50	520	990	NA	20,000	NA	NA	NA	NA	NA	NA	NA	193.37	13.81	NA	179.56	NA	NA
MW-4	01/31/2002	12,000	NA	1,500	<25	570	800	NA	12,000	NA	NA	NA	NA	NA	NA	NA	193.37	12.80	NA	180.57	NA	NA
MW-4	05/31/2002	8,200	NA	1,100	<20	380	340	NA	8,100	NA	NA	NA	NA	NA	NA	NA	193.37	14.59	NA	178.78	NA	NA
MW-4	07/25/2002	3,300	NA	290	<10	98	74	NA	2,600	NA	NA	NA	NA	NA	NA	NA	193.37	15.94	NA	177.43	NA	NA
MW-4	11/26/2002	1,400	NA	89	2.9	14	14	NA	770	NA	NA	NA	NA	NA	NA	NA	198.03	18.10	NA	179.93	NA	NA
MW-4	01/29/2003	7,400	NA	1,400	<20	140	200	NA	8,900	NA	NA	NA	NA	NA	NA	NA	198.03	13.08	NA	184.95	NA	NA
MW-4	06/03/2003	5,600	NA	990	<10	110	53	NA	3,700	<40	<40	<40	760	<10	<10	<1,000	198.03	14.29	NA	183.74	NA	NA
MW-4	08/27/2003	1,500	NA	220	<10	31	<20	NA	1,100	NA	NA	NA	380	NA	NA	NA	198.03	16.14	NA	181.89	NA	NA
MW-4	11/13/2003	3,100	NA	140	<2.5	4.3	5.2	NA	340	NA	NA	NA	140	NA	NA	NA	198.03	17.35	NA	180.68	NA	NA
MW-4	02/05/2004	3,700	NA	560	<10	18	<20	NA	2,100	NA	NA	NA	2,000	NA	NA	NA	198.03	13.52	NA	184.51	NA	NA
MW-4	05/03/2004	9,300	NA	1,400	91	25	31	NA	2,400	NA	NA	NA	1,700	NA	NA	NA	198.03	12.65	NA	185.38	NA	NA
MW-4	08/30/2004	2,700	NA	270	17	8.6	6.7	NA	540	<10	<10	<10	670	NA	NA	NA	198.03	15.64	NA	182.39	NA	NA
MW-4	11/22/2004	2,200	NA	310	7.8	3.0	<5.0	NA	340	NA	NA	NA	790	NA	NA	NA	198.03	15.72	NA	182.31	NA	NA
MW-4	02/02/2005	12,000	NA	1,200	85	31	<20	NA	1,600	NA	NA	NA	1,900	NA	NA	NA	198.03	12.68	NA	185.35	NA	NA
MW-4	05/09/2005	5,800	NA	800	100	35	35	NA	530	NA	NA	NA	970	NA	NA	NA	198.03	11.80	NA	186.23	NA	NA
MW-4	08/16/2005	4,800	NA	640	59	30	18	NA	310	<20	<20	<20	510	NA	NA	NA	198.03	14.22	NA	183.81	NA	NA
MW-4	11/16/2005	4,910	NA	113	11.5	9.88	9.47	NA	67.4	NA	NA	NA	192	NA	NA	NA	198.03	16.17	NA	181.86	NA	NA
MW-4	02/10/2006	9,160	NA	818	25.4	17.9	14.2	NA	655	NA	NA	NA	821	NA	NA	NA	198.03	12.05	NA	185.98	NA	NA
MW-4	05/26/2006	9,770	NA	665	21.0	35.2	16.8	NA	487	NA	NA	NA	538	NA	NA	NA	198.03	11.30	NA	186.73	NA	NA
MW-4	08/31/2006	7,560	NA	369	17.4	15.1	14.4	NA	92.6	<0.500	<0.500	<0.500	240	NA	NA	NA	198.03	13.57	NA	184.46	NA	NA
MW-4	11/08/2006	3,800	NA	87	6.8	4.0	6.9	NA	37	NA	NA	NA	<5.0	NA	NA	NA	198.03	15.36	NA	182.67	NA	NA
MW-4	02/22/2007	2,700	NA	30	3.4	2.1	4.9	NA	25	NA	NA	NA	320	NA	NA	NA	198.03	14.29	NA	183.74	NA	NA
MW-4	05/29/2007	2,200 h	NA	20	1.1	0.61 i	1.81 i	NA	9.6	NA	NA	NA	130	NA	NA	NA	198.03	15.66	NA	182.37	NA	NA
MW-4	08/29/2007	2,300 a,h	NA	6.1	0.33 i	<1.0	0.23 i	NA	<1.0	<2.0	<2.0	<2.0	13	NA	NA	NA	198.03	17.02	NA	181.01	NA	NA
MW-4	11/30/2007	1,900 h	NA	9.2	0.49 i	0.27 i	0.93 i	NA	4.8	NA	NA	NA	21	NA	NA	NA	198.03	17.40	NA	180.63	NA	NA
MW-4	05/27/2008	2,200	NA	210	28	<2.0	<2.0	NA	94	NA	NA	NA	390	NA	NA	NA	198.03	15.00	NA	183.03	NA	NA
MW-4	08/05/2008	1,600	NA	26	4.6	<2.0	<2.0	NA	24	<4.0	<4.0	<4.0	180	NA	NA	NA	198.03	15.85	NA	182.18	NA	NA

WELL CONCENTRATIONS
Shell-branded Service Station
6039 College Avenue
Oakland, CA

Well ID	Date	TPPH (ug/L)	TEPH (ug/L)	B (ug/L)	T (ug/L)	E (ug/L)	X (ug/L)	MTBE 8020 (ug/L)	MTBE 8260 (ug/L)	DIPE (ug/L)	ETBE (ug/L)	TAME (ug/L)	TBA (ug/L)	1,2 DCA (ug/L)	EDB (ug/L)	Ethanol (ug/L)	TOC (MSL)	Depth to Water (ft.)	Depth to SPH (ft.)	GW Elevation (MSL)	SPH Thickness (ft.)	DO Reading (ppm)
MW-4	12/03/2008	920	NA	14	<1.0	<1.0	<1.0	NA	4.7	NA	NA	NA	<10	NA	NA	NA	198.03	17.52	NA	180.51	NA	NA
MW-4	02/05/2009	1,300	NA	15	<1.0	<1.0	<1.0	NA	8.7	NA	NA	NA	42	NA	NA	NA	198.03	16.98	NA	181.05	NA	NA

MW-5	08/30/1991	ND	80	ND	ND	ND	ND	NA	NA	NA	NA	NA	NA	NA	NA	NA	190.35	16.74	NA	173.61	NA	NA
MW-5	11/22/1991	<50	<50	<0.5	<0.5	<0.5	<0.5	NA	NA	NA	NA	NA	NA	NA	NA	NA	190.35	17.27	NA	173.08	NA	NA
MW-5	03/18/1992	<30	<50	<0.3	<0.3	<0.3	<0.3	NA	NA	NA	NA	NA	NA	NA	NA	NA	190.35	11.28	NA	179.07	NA	NA
MW-5	05/28/1992	Well Inaccessible		NA	NA	NA	NA	NA	NA	NA	NA	NA	NA	NA	NA	NA	190.35	NA	NA	NA	NA	NA
MW-5	08/19/1992	<50	<50	<0.5	<0.5	<0.5	<0.5	NA	NA	NA	NA	NA	NA	NA	NA	NA	190.35	15.99	NA	174.36	NA	NA
MW-5	11/17/1992	<50	<50	<0.5	<0.5	<0.5	<0.5	NA	NA	NA	NA	NA	NA	NA	NA	NA	190.35	16.84	NA	173.51	NA	NA
MW-5	02/12/1993	<50	<50	<0.5	<0.5	<0.5	<0.5	NA	NA	NA	NA	NA	NA	NA	NA	NA	190.35	10.30	NA	180.05	NA	NA
MW-5	06/10/1993	<50	NA	<0.5	<0.5	<0.5	<0.5	NA	NA	NA	NA	NA	NA	NA	NA	NA	190.35	12.36	NA	177.99	NA	NA
MW-5	08/18/1993	<50	NA	<0.5	<0.5	<0.5	<0.5	NA	NA	NA	NA	NA	NA	NA	NA	NA	190.35	14.02	NA	176.33	NA	NA
MW-5	11/19/1993	<50	NA	<0.5	<0.5	<0.5	<0.5	NA	NA	NA	NA	NA	NA	NA	NA	NA	190.35	16.50	NA	173.85	NA	NA
MW-5	02/28/1994	<50	NA	<0.5	<0.5	<0.5	<0.5	NA	NA	NA	NA	NA	NA	NA	NA	NA	190.35	12.55	NA	177.80	NA	NA
MW-5	05/04/1994	<50	NA	<0.5	<0.5	<0.5	<0.5	NA	NA	NA	NA	NA	NA	NA	NA	NA	190.35	14.27	NA	176.08	NA	NA
MW-5	08/10/1994	70a	NA	<0.5	<0.5	<0.5	<0.5	NA	NA	NA	NA	NA	NA	NA	NA	NA	190.35	15.60	NA	174.75	NA	NA
MW-5	11/08/1994	<50	NA	<0.5	<0.5	<0.5	<0.5	NA	NA	NA	NA	NA	NA	NA	NA	NA	190.35	12.85	NA	177.50	NA	NA
MW-5	02/01/1995	<50	NA	<0.5	<0.5	<0.5	<0.5	NA	NA	NA	NA	NA	NA	NA	NA	NA	190.35	8.98	NA	181.37	NA	NA
MW-5	05/10/1995	<50	NA	<0.5	<0.5	<0.5	<0.5	NA	NA	NA	NA	NA	NA	NA	NA	NA	190.35	10.16	NA	180.19	NA	NA
MW-5	08/24/1995	<50	NA	<0.5	<0.5	<0.5	<0.5	NA	NA	NA	NA	NA	NA	NA	NA	NA	190.35	12.98	NA	177.37	NA	NA
MW-5	11/10/1995	<50	NA	<0.5	<0.5	<0.5	<0.5	NA	NA	NA	NA	NA	NA	NA	NA	NA	190.35	15.12	NA	175.23	NA	NA
MW-5	02/24/1996	NA	NA	NA	NA	NA	NA	NA	NA	NA	NA	NA	NA	NA	NA	NA	190.35	NA	NA	NA	NA	NA
MW-5	05/22/1996	<2,000	NA	<20	<20	<20	<20	NA	NA	NA	NA	NA	NA	NA	NA	NA	190.35	10.10	NA	180.25	NA	NA
MW-5	08/19/1996	<2,500	NA	<25	<25	<25	<25	NA	NA	NA	NA	NA	NA	NA	NA	NA	190.35	13.09	NA	177.26	NA	NA
MW-5	12/05/1996	<500	NA	<5.0	<5.0	<5.0	<5.0	NA	NA	NA	NA	NA	NA	NA	NA	NA	190.35	13.31	NA	177.04	NA	NA
MW-5	02/20/1997	<1,000	NA	<10	<10	<10	<10	NA	NA	NA	NA	NA	NA	NA	NA	NA	190.35	9.55	NA	180.80	NA	NA
MW-5	05/30/1997	NA	NA	NA	NA	NA	NA	NA	NA	NA	NA	NA	NA	NA	NA	NA	190.35	12.40	NA	177.95	NA	NA
MW-5	08/18/1997	NA	NA	NA	NA	NA	NA	NA	NA	NA	NA	NA	NA	NA	NA	NA	190.35	14.19	NA	176.16	NA	NA
MW-5	11/03/1997	NA	NA	NA	NA	NA	NA	NA	NA	NA	NA	NA	NA	NA	NA	NA	190.35	13.66	NA	176.69	NA	NA
MW-5	01/20/1998	<50	NA	<0.50	<0.50	<0.50	<0.50	1,600	NA	NA	NA	NA	NA	NA	NA	NA	190.35	8.06	NA	182.29	NA	NA
MW-5	06/05/1998	NA	NA	NA	NA	NA	NA	NA	NA	NA	NA	NA	NA	NA	NA	NA	190.35	9.95	NA	180.40	NA	NA
MW-5	07/23/1998	NA	NA	NA	NA	NA	NA	NA	NA	NA	NA	NA	NA	NA	NA	NA	190.35	11.10	NA	179.25	NA	NA
MW-5	11/19/1998	NA	NA	NA	NA	NA	NA	NA	NA	NA	NA	NA	NA	NA	NA	NA	190.35	12.21	NA	178.14	NA	NA
MW-5	02/03/1999	<500	NA	<5.00	<5.00	<5.00	<5.00	2850	NA	NA	NA	NA	NA	NA	NA	NA	190.35	12.99	NA	177.36	NA	2.4
MW-5	06/04/1999	NA	NA	NA	NA	NA	NA	NA	NA	NA	NA	NA	NA	NA	NA	NA	190.35	12.08	NA	178.27	NA	NA
MW-5	08/31/1999	<50.0	NA	<0.500	<0.500	<0.500	<0.500	4,260	NA	NA	NA	NA	NA	NA	NA	NA	190.35	14.05	NA	176.30	NA	2.7

WELL CONCENTRATIONS
Shell-branded Service Station
6039 College Avenue
Oakland, CA

Well ID	Date	TPPH (ug/L)	TEPH (ug/L)	B (ug/L)	T (ug/L)	E (ug/L)	X (ug/L)	MTBE 8020 (ug/L)	MTBE 8260 (ug/L)	DIPE (ug/L)	ETBE (ug/L)	TAME (ug/L)	TBA (ug/L)	1,2 DCA (ug/L)	EDB (ug/L)	Ethanol (ug/L)	TOC (MSL)	Depth to Water (ft.)	Depth to SPH (ft.)	GW Elevation (MSL)	SPH Thickness (ft.)	DO Reading (ppm)
MW-5	12/10/1999	NA	NA	NA	NA	NA	NA	NA	NA	NA	NA	NA	NA	NA	NA	NA	190.35	15.41	NA	174.94	NA	NA
MW-5	02/11/2000	<50.0	NA	<0.500	<0.500	<0.500	<0.500	<2.50	NA	NA	NA	NA	NA	NA	NA	NA	190.35	12.42	NA	177.93	NA	1.7
MW-5	05/04/2000	NA	NA	NA	NA	NA	NA	NA	NA	NA	NA	NA	NA	NA	NA	NA	190.35	11.13	NA	179.22	NA	NA
MW-5	08/31/2000	<500	NA	<5.00	<5.00	<5.00	<5.00	13,000	15,700b	NA	NA	NA	NA	NA	NA	NA	190.35	13.53	NA	176.82	NA	c
MW-5	11/30/2000	NA	NA	NA	NA	NA	NA	NA	NA	NA	NA	NA	NA	NA	NA	NA	190.35	14.65	NA	175.70	NA	NA
MW-5	02/13/2001	<50.0	NA	<0.500	<0.500	<0.500	<0.500	2,440	NA	NA	NA	NA	NA	NA	NA	NA	190.35	12.05	NA	178.30	NA	4.1
MW-5	05/29/2001	<500	NA	<5.0	<5.0	<5.0	<5.0	NA	1,300	NA	NA	NA	NA	NA	NA	NA	190.35	13.26	NA	177.09	NA	NA
MW-5	07/30/2001	<50	NA	<0.50	<0.50	<0.50	<0.50	NA	310	NA	NA	NA	NA	NA	NA	NA	190.35	14.49	NA	175.86	NA	NA
MW-5	12/12/2001	<200	NA	<2.0	<2.0	<2.0	<2.0	NA	350	NA	NA	NA	NA	NA	NA	NA	190.35	12.08	NA	178.27	NA	NA
MW-5	01/31/2002	61	NA	<0.50	<0.50	<0.50	<0.50	NA	280	NA	NA	NA	NA	NA	NA	NA	190.35	11.29	NA	179.06	NA	NA
MW-5	05/31/2002	<50	NA	<0.50	<0.50	<0.50	<0.50	NA	130	NA	NA	NA	NA	NA	NA	NA	190.35	12.75	NA	177.60	NA	NA
MW-5	07/25/2002	<50	NA	<0.50	<0.50	<0.50	<0.50	NA	190	NA	NA	NA	NA	NA	NA	NA	190.35	14.12	NA	176.23	NA	NA
MW-5	11/26/2002	Unable to sample		NA	NA	NA	NA	NA	NA	NA	NA	NA	NA	NA	NA	NA	195.01	16.17	NA	178.84	NA	NA
MW-5	12/06/2002	<50	NA	<0.50	<0.50	<0.50	<0.50	NA	24	NA	NA	NA	NA	NA	NA	NA	195.01	16.39	NA	178.62	NA	NA
MW-5	01/29/2003	<50	NA	<0.50	<0.50	<0.50	<0.50	NA	100	NA	NA	NA	NA	NA	NA	NA	195.01	11.20	NA	183.81	NA	NA
MW-5	06/03/2003	<250	NA	<2.5	<2.5	<2.5	<5.0	NA	120	<10	<10	<10	2,200	<2.5	<2.5	<250	195.01	12.53	NA	182.48	NA	NA
MW-5	08/27/2003	<50	NA	<0.50	<0.50	<0.50	<1.0	NA	19	NA	NA	NA	180	NA	NA	NA	195.01	14.32	NA	180.69	NA	NA
MW-5	11/13/2003	<50	NA	<0.50	<0.50	<0.50	<1.0	NA	15	NA	NA	NA	46	NA	NA	NA	195.01	15.48	NA	179.53	NA	NA
MW-5	02/05/2004	<50	NA	<0.50	<0.50	<0.50	<1.0	NA	17	NA	NA	NA	790	NA	NA	NA	195.01	11.88	NA	183.13	NA	NA
MW-5	05/03/2004	<250	NA	<2.5	<2.5	<2.5	<5.0	NA	32	NA	NA	NA	1,300	NA	NA	NA	195.01	11.92	NA	183.09	NA	NA
MW-5	08/30/2004	<50	NA	<0.50	<0.50	<0.50	<1.0	NA	7.8	<2.0	<2.0	<2.0	95	NA	NA	NA	195.01	13.82	NA	181.19	NA	NA
MW-5	11/22/2004	<50	NA	<0.50	<0.50	<0.50	<1.0	NA	4.1	NA	NA	NA	60	NA	NA	NA	195.01	13.89	NA	181.12	NA	NA
MW-5	02/02/2005	<50	NA	<0.50	<0.50	<0.50	<1.0	NA	4.3	NA	NA	NA	400	NA	NA	NA	195.01	10.30	NA	184.71	NA	NA
MW-5	05/09/2005	<50	NA	<0.50	<0.50	<0.50	<1.0	NA	2.4	NA	NA	NA	24	NA	NA	NA	195.01	10.20	NA	184.81	NA	NA
MW-5	08/16/2005	<50	NA	<0.50	<0.50	<0.50	<1.0	NA	4.4	<2.0	<2.0	<2.0	37	NA	NA	NA	195.01	12.42	NA	182.59	NA	NA
MW-5	11/16/2005	201	NA	<0.500	<0.500	<0.500	<0.500	NA	1.23	NA	NA	NA	31.1	NA	NA	NA	195.01	14.28	NA	180.73	NA	NA
MW-5	02/10/2006	<50.0	NA	<0.500	<0.500	<0.500	<0.500	NA	2.32	NA	NA	NA	97.3	NA	NA	NA	195.01	10.58	NA	184.43	NA	NA
MW-5	05/26/2006	<50.0	NA	<0.500	<0.500	<0.500	0.950 g	NA	10.8	NA	NA	NA	104	NA	NA	NA	195.01	9.98	NA	185.03	NA	NA
MW-5	08/31/2006	<50.0	NA	<0.500	<0.500	<0.500	<0.500	NA	6.69	<0.500	<0.500	<0.500	31.4	NA	NA	NA	195.01	12.02	NA	182.99	NA	NA
MW-5	11/08/2006	<50	NA	<0.50	<0.50	<0.50	<1.0	NA	2.3	NA	NA	NA	<5.0	NA	NA	NA	195.01	13.41	NA	181.60	NA	NA
MW-5	02/22/2007	<50	NA	<0.50	<1.0	<0.50	<1.0	NA	0.81	NA	NA	NA	<5.0	NA	NA	NA	195.01	12.32	NA	182.69	NA	NA
MW-5	05/29/2007	<50 h	NA	<0.50	<1.0	<1.0	<1.0	NA	0.33 i	NA	NA	NA	<10	NA	NA	NA	195.01	13.78	NA	181.23	NA	NA
MW-5	08/29/2007	<50 h	NA	<0.50	<1.0	<1.0	<1.0	NA	<1.0	<2.0	<2.0	<2.0	<10	NA	NA	NA	195.01	15.11	NA	179.90	NA	NA
MW-5	11/30/2007	<50 h	NA	0.18 i	<1.0	<1.0	<1.0	NA	<1.0	NA	NA	NA	<10	NA	NA	NA	195.01	15.47	NA	179.54	NA	NA
MW-5	02/04/2008	<50 h	NA	<0.50	<1.0	<1.0	<1.0	NA	<1.0	NA	NA	NA	<10	NA	NA	NA	195.01	9.59	NA	185.42	NA	NA
MW-5	05/27/2008	<50	NA	<0.50	<1.0	<1.0	<1.0	NA	<1.0	NA	NA	NA	<10	NA	NA	NA	195.01	13.20	NA	181.81	NA	NA

WELL CONCENTRATIONS
Shell-branded Service Station
6039 College Avenue
Oakland, CA

Well ID	Date	TPPH (ug/L)	TEPH (ug/L)	B (ug/L)	T (ug/L)	E (ug/L)	X (ug/L)	MTBE 8020 (ug/L)	MTBE 8260 (ug/L)	DIPE (ug/L)	ETBE (ug/L)	TAME (ug/L)	TBA (ug/L)	1,2 DCA (ug/L)	EDB (ug/L)	Ethanol (ug/L)	TOC (MSL)	Depth to Water (ft.)	Depth to SPH (ft.)	GW Elevation (MSL)	SPH Thickness (ft.)	DO Reading (ppm)
MW-5	08/05/2008	<50	NA	<0.50	<1.0	<1.0	<1.0	NA	<1.0	<2.0	<2.0	<2.0	<10	NA	NA	NA	195.01	14.06	NA	180.95	NA	NA
MW-5	12/03/2008	<50	NA	<0.50	<1.0	<1.0	<1.0	NA	<1.0	NA	NA	NA	<10	NA	NA	NA	195.01	15.20	NA	179.81	NA	NA
MW-5	02/05/2009	<50	NA	<0.50	<1.0	<1.0	<1.0	NA	<1.0	NA	NA	NA	<10	NA	NA	NA	195.01	15.10	NA	179.91	NA	NA

MW-6	09/21/1993	<50	<50	<0.5	<0.5	<0.5	<0.5	NA	NA	NA	NA	NA	NA	NA	NA	NA	189.05	14.64	NA	174.41	NA	NA
MW-6	11/19/1993	NA	NA	NA	NA	NA	NA	NA	NA	NA	NA	NA	NA	NA	NA	NA	189.05	NA	NA	NA	NA	NA
MW-6	02/28/1994	98a	NA	<0.5	<0.5	<0.5	<0.5	NA	NA	NA	NA	NA	NA	NA	NA	NA	189.05	12.18	NA	176.87	NA	NA
MW-6	05/04/1994	<50	NA	<0.5	<0.5	<0.5	<0.5	NA	NA	NA	NA	NA	NA	NA	NA	NA	189.05	13.62	NA	175.43	NA	NA
MW-6	08/10/1994	80a	NA	<0.5	<0.5	<0.5	<0.5	NA	NA	NA	NA	NA	NA	NA	NA	NA	189.05	14.98	NA	174.07	NA	NA
MW-6	11/08/1994	NA	NA	NA	NA	NA	NA	NA	NA	NA	NA	NA	NA	NA	NA	NA	189.05	12.20	NA	176.85	NA	NA
MW-6	02/01/1995	120	NA	3.5	21	3.4	22	NA	NA	NA	NA	NA	NA	NA	NA	NA	189.05	8.70	NA	180.35	NA	NA
MW-6	05/10/1995	NA	NA	NA	NA	NA	NA	NA	NA	NA	NA	NA	NA	NA	NA	NA	189.05	9.86	NA	179.19	NA	NA
MW-6	08/24/1995	80	NA	<0.5	<0.5	1.8	2.4	NA	NA	NA	NA	NA	NA	NA	NA	NA	189.05	12.46	NA	176.59	NA	NA
MW-6	11/10/1995	<50	NA	<0.5	<0.5	<0.5	<0.5	NA	NA	NA	NA	NA	NA	NA	NA	NA	189.05	14.56	NA	174.49	NA	NA
MW-6	11/10/1995	60	NA	<0.5	<0.5	<0.5	<0.5	NA	NA	NA	NA	NA	NA	NA	NA	NA	189.05	14.56	NA	174.49	NA	NA
MW-6	02/24/1996	NA	NA	NA	NA	NA	NA	NA	NA	NA	NA	NA	NA	NA	NA	NA	189.05	NA	NA	NA	NA	NA
MW-6	05/22/1996	<50	NA	<0.5	<0.5	<0.5	<0.5	290	NA	NA	NA	NA	NA	NA	NA	NA	189.05	10.23	NA	178.82	NA	NA
MW-6	08/19/1996	<1,250	NA	<12	<12	<12	<12	1,100	NA	NA	NA	NA	NA	NA	NA	NA	189.05	12.61	NA	176.44	NA	NA
MW-6	12/05/1996	<125	NA	<1.2	<1.2	<1.2	<1.2	440	NA	NA	NA	NA	NA	NA	NA	NA	189.05	12.47	NA	176.58	NA	NA
MW-6	02/20/1997	<100	NA	<1.0	<1.0	<1.0	<1.0	480	NA	NA	NA	NA	NA	NA	NA	NA	189.05	9.85	NA	179.20	NA	NA
MW-6	05/30/1997	NA	NA	NA	NA	NA	NA	NA	NA	NA	NA	NA	NA	NA	NA	NA	189.05	11.96	NA	177.09	NA	NA
MW-6	08/18/1997	NA	NA	NA	NA	NA	NA	NA	NA	NA	NA	NA	NA	NA	NA	NA	189.05	13.65	NA	175.40	NA	NA
MW-6	11/03/1997	NA	NA	NA	NA	NA	NA	NA	NA	NA	NA	NA	NA	NA	NA	NA	189.05	NA	NA	NA	NA	NA
MW-6	01/20/1998	<50	NA	<0.50	<0.50	<0.50	<0.50	340	NA	NA	NA	NA	NA	NA	NA	NA	189.05	7.76	NA	181.29	NA	NA
MW-6	06/05/1998	NA	NA	NA	NA	NA	NA	NA	NA	NA	NA	NA	NA	NA	NA	NA	189.05	9.85	NA	179.20	NA	NA
MW-6	07/23/1998	NA	NA	NA	NA	NA	NA	NA	NA	NA	NA	NA	NA	NA	NA	NA	189.05	10.99	NA	178.06	NA	NA
MW-6	11/19/1998	NA	NA	NA	NA	NA	NA	NA	NA	NA	NA	NA	NA	NA	NA	NA	189.05	11.36	NA	177.69	NA	NA
MW-6	02/03/1999	Well Inaccessible		NA	NA	NA	NA	NA	NA	NA	NA	NA	NA	NA	NA	NA	189.05	NA	NA	NA	NA	NA
MW-6	06/04/1999	Well Inaccessible		NA	NA	NA	NA	NA	NA	NA	NA	NA	NA	NA	NA	NA	189.05	NA	NA	NA	NA	NA
MW-6	06/22/1999	<5,000	NA	<50.0	<50.0	<50.0	<50.0	2,800	NA	NA	NA	NA	NA	NA	NA	NA	189.05	12.15	NA	176.90	NA	2.1
MW-6	08/31/1999	<50.0	NA	<0.500	<0.500	<0.500	<0.500	3,390	NA	NA	NA	NA	NA	NA	NA	NA	189.05	13.62	NA	175.43	NA	2.5
MW-6	12/10/1999	NA	NA	NA	NA	NA	NA	NA	NA	NA	NA	NA	NA	NA	NA	NA	189.05	14.98	NA	174.07	NA	NA
MW-6	02/11/2000	<50.0	NA	<0.500	<0.500	<0.500	<0.500	<2.50	NA	NA	NA	NA	NA	NA	NA	NA	189.05	12.00	NA	177.05	NA	1.1
MW-6	05/04/2000	NA	NA	NA	NA	NA	NA	NA	NA	NA	NA	NA	NA	NA	NA	NA	189.05	10.94	NA	178.11	NA	NA
MW-6	08/31/2000	<250	NA	<2.50	<2.50	<2.50	<2.50	4,460	NA	NA	NA	NA	NA	NA	NA	NA	189.05	13.19	NA	175.86	NA	c
MW-6	11/30/2000	NA	NA	NA	NA	NA	NA	NA	NA	NA	NA	NA	NA	NA	NA	NA	189.05	14.28	NA	174.77	NA	NA

WELL CONCENTRATIONS
Shell-branded Service Station
6039 College Avenue
Oakland, CA

Well ID	Date	TPPH (ug/L)	TEPH (ug/L)	B (ug/L)	T (ug/L)	E (ug/L)	X (ug/L)	MTBE 8020 (ug/L)	MTBE 8260 (ug/L)	DIPE (ug/L)	ETBE (ug/L)	TAME (ug/L)	TBA (ug/L)	1,2 DCA (ug/L)	EDB (ug/L)	Ethanol (ug/L)	TOC (MSL)	Depth to Water (ft.)	Depth to SPH (ft.)	GW Elevation (MSL)	SPH Thickness (ft.)	DO Reading (ppm)
MW-6	02/13/2001	Well Inaccessible		NA	NA	NA	NA	NA	NA	NA	NA	NA	NA	NA	NA	NA	189.05	NA	NA	NA	NA	NA
MW-6	02/16/2001	<500	NA	<5.00	<5.00	<5.00	<5.00	3,910	NA	NA	NA	NA	NA	NA	NA	NA	189.05	12.10	NA	176.95	NA	3.8
MW-6	05/29/2001	<500	NA	<5.0	<5.0	<5.0	<5.0	NA	2,000	NA	NA	NA	NA	NA	NA	NA	189.05	12.94	NA	176.11	NA	NA
MW-6	07/30/2001	<500	NA	<5.0	<5.0	<5.0	<5.0	NA	2,700	NA	NA	NA	NA	NA	NA	NA	189.05	14.10	NA	174.95	NA	NA
MW-6	12/12/2001	<500	NA	<5.0	<5.0	<5.0	<5.0	NA	2,100	<5.0	<5.0	<5.0	97	NA	NA	<500	189.05	12.11	NA	176.94	NA	NA
MW-6	01/31/2002	<500	NA	<5.0	<5.0	<5.0	<5.0	NA	2,000	NA	NA	NA	NA	NA	NA	NA	189.05	11.16	NA	177.89	NA	NA
MW-6	05/31/2002	<500	NA	<5.0	<5.0	<5.0	<5.0	NA	1,800	NA	NA	NA	NA	NA	NA	NA	189.05	12.52	NA	176.53	NA	NA
MW-6	07/25/2002	<500	NA	<5.0	<5.0	<5.0	<5.0	NA	1,800	NA	NA	NA	NA	NA	NA	NA	189.05	13.68	NA	175.37	NA	NA
MW-6	11/26/2002	Well Inaccessible		NA	NA	NA	NA	NA	NA	NA	NA	NA	NA	NA	NA	NA	193.75	NA	NA	NA	NA	NA
MW-6	12/06/2002	<50	NA	<0.50	<0.50	<0.50	<0.50	NA	280	NA	NA	NA	NA	NA	NA	NA	193.75	16.01	NA	177.74	NA	NA
MW-6	01/29/2003	Well Inaccessible		NA	NA	NA	NA	NA	NA	NA	NA	NA	NA	NA	NA	NA	193.75	NA	NA	NA	NA	NA
MW-6	02/05/2003	<50	NA	<0.50	<0.50	<0.50	<0.50	NA	120	NA	NA	NA	NA	NA	NA	NA	193.75	11.71	NA	182.04	NA	NA
MW-6	06/03/2003	<50	NA	<0.50	<0.50	<0.50	<1.0	NA	69	<2.0	<2.0	<2.0	970	<0.50	<0.50	<50	193.75	12.33	NA	181.42	NA	NA
MW-6	08/27/2003	130	NA	<1.3	<1.3	<1.3	<2.5	NA	28	NA	NA	NA	880	NA	NA	NA	193.75	13.83	NA	179.92	NA	NA
MW-6	11/13/2003	<50	NA	<0.50	<0.50	<0.50	<1.0	NA	6.8	NA	NA	NA	710	NA	NA	NA	193.75	15.05	NA	178.70	NA	NA
MW-6	02/05/2004	<50	NA	<0.50	<0.50	<0.50	<1.0	NA	14	NA	NA	NA	290	NA	NA	NA	193.75	11.44	NA	182.31	NA	NA
MW-6	05/03/2004	<50	NA	<0.50	<0.50	<0.50	<1.0	NA	10	NA	NA	NA	200	NA	NA	NA	193.75	11.74	NA	182.01	NA	NA
MW-6	08/30/2004	78 e	NA	<0.50	<0.50	<0.50	<1.0	NA	4.9	<2.0	<2.0	<2.0	120	NA	NA	NA	193.75	13.52	NA	180.23	NA	NA
MW-6	11/22/2004	<50	NA	<0.50	<0.50	<0.50	<1.0	NA	4.6	NA	NA	NA	110	NA	NA	NA	193.75	13.65	NA	180.10	NA	NA
MW-6	02/02/2005	<50	NA	<0.50	<0.50	<0.50	<1.0	NA	12	NA	NA	NA	95	NA	NA	NA	193.75	10.78	NA	182.97	NA	NA
MW-6	05/09/2005	<50	NA	<0.50	<0.50	<0.50	<1.0	NA	2.1	NA	NA	NA	<5.0	NA	NA	NA	193.75	10.10	NA	183.65	NA	NA
MW-6	08/16/2005	<50	NA	<0.50	<0.50	<0.50	<1.0	NA	3.6	<2.0	<2.0	<2.0	27	NA	NA	NA	193.75	12.05	NA	181.70	NA	NA
MW-6	11/16/2005	<50.0	NA	<0.500	<0.500	<0.500	<0.500	NA	1.52	NA	NA	NA	12.5	NA	NA	NA	193.75	13.85	NA	179.90	NA	NA
MW-6	02/10/2006	<50.0	NA	<0.500	<0.500	<0.500	<0.500	NA	3.34	NA	NA	NA	35.4	NA	NA	NA	193.75	10.39	NA	183.36	NA	NA
MW-6	05/26/2006	<50.0	NA	<0.500	<0.500	<0.500	0.830 g	NA	1.63	NA	NA	NA	11.5	NA	NA	NA	193.75	9.73	NA	184.02	NA	NA
MW-6	08/31/2006	<50.0	NA	<0.500	<0.500	<0.500	<0.500	NA	4.09	<0.500	<0.500	<0.500	<10.0	NA	NA	NA	193.75	11.74	NA	182.01	NA	NA
MW-6	11/08/2006	<50	NA	<0.50	<0.50	<0.50	<1.0	NA	2.0	NA	NA	NA	7.4	NA	NA	NA	193.75	13.16	NA	180.59	NA	NA
MW-6	02/22/2007	<50	NA	<0.50	<1.0	<0.50	<1.0	NA	1.8	NA	NA	NA	<5.0	NA	NA	NA	193.75	11.90	NA	181.85	NA	NA
MW-6	05/29/2007	<50 h	NA	<0.50	<1.0	<1.0	<1.0	NA	1.4	NA	NA	NA	<10	NA	NA	NA	193.75	13.40	NA	180.35	NA	NA
MW-6	08/29/2007	<50 h	NA	<0.50	<1.0	<1.0	<1.0	NA	0.76 i	<2.0	<2.0	<2.0	<10	NA	NA	NA	193.75	14.62	NA	179.13	NA	NA
MW-6	11/30/2007	<50 h	NA	0.16 i	<1.0	<1.0	<1.0	NA	0.57 i	NA	NA	NA	<10	NA	NA	NA	193.75	14.81	NA	178.94	NA	NA
MW-6	02/04/2008	<50 h	NA	<0.50	<1.0	<1.0	<1.0	NA	<1.0	NA	NA	NA	<10	NA	NA	NA	193.75	9.26	NA	184.49	NA	NA
MW-6	05/27/2008	Well Inaccessible			NA	NA	NA	NA	NA	NA	NA	NA	NA	NA	NA	NA	193.75	NA	NA	NA	NA	NA
MW-6	08/05/2008	<50	NA	<0.50	<1.0	<1.0	<1.0	NA	<1.0	<2.0	<2.0	<2.0	<10	NA	NA	NA	193.75	13.55	NA	180.20	NA	NA
MW-6	12/03/2008	<50	NA	<0.50	<1.0	<1.0	<1.0	NA	<1.0	NA	NA	NA	<10	NA	NA	NA	193.75	15.12	NA	178.63	NA	NA
MW-6	02/05/2009	<50	NA	<0.50	<1.0	<1.0	<1.0	NA	<1.0	NA	NA	NA	<10	NA	NA	NA	193.75	14.72	NA	179.03	NA	NA

WELL CONCENTRATIONS
Shell-branded Service Station
6039 College Avenue
Oakland, CA

Well ID	Date	TPPH (ug/L)	TEPH (ug/L)	B (ug/L)	T (ug/L)	E (ug/L)	X (ug/L)	MTBE 8020 (ug/L)	MTBE 8260 (ug/L)	DIPE (ug/L)	ETBE (ug/L)	TAME (ug/L)	TBA (ug/L)	1,2 DCA (ug/L)	EDB (ug/L)	Ethanol (ug/L)	TOC (MSL)	Depth to Water (ft.)	Depth to SPH (ft.)	GW Elevation (MSL)	SPH Thickness (ft.)	DO Reading (ppm)
---------	------	----------------	----------------	-------------	-------------	-------------	-------------	------------------------	------------------------	----------------	----------------	----------------	---------------	----------------------	---------------	-------------------	--------------	----------------------------	--------------------------	--------------------------	---------------------------	------------------------

MW-7	05/22/2006	NA	NA	NA	NA	NA	NA	NA	NA	NA	NA	NA	NA	NA	NA	NA	197.44	10.09	NA	187.35	NA	NA
MW-7	05/26/2006	1,250	NA	<0.500	<0.500	0.530	1.21	NA	15.3	NA	NA	NA	17.4	NA	NA	NA	197.44	10.41	NA	187.03	NA	NA
MW-7	08/31/2006	<50.0	NA	<0.500	<0.500	<0.500	<0.500	NA	<0.500	NA	NA	NA	<10.0	NA	NA	NA	197.44	12.90	NA	184.54	NA	NA
MW-7	11/08/2006	<50	NA	<0.50	<0.50	<0.50	<1.0	NA	<0.50	NA	NA	NA	<5.0	NA	NA	NA	197.44	14.55	NA	182.89	NA	NA
MW-7	02/22/2007	<50	NA	<0.50	<1.0	<0.50	<1.0	NA	1.4	NA	NA	NA	<5.0	NA	NA	NA	197.44	13.37	NA	184.07	NA	NA
MW-7	05/29/2007	61 h	NA	<0.50	<1.0	<1.0	<1.0	NA	1.7	NA	NA	NA	<10	NA	NA	NA	197.44	14.82	NA	182.62	NA	NA
MW-7	08/29/2007	7,200 a,h	NA	<0.50	<1.0	0.30 i	<1.0	NA	5.1	<2.0	<2.0	<2.0	18	NA	NA	NA	197.44	16.03	NA	181.41	NA	NA
MW-7	11/30/2007	86 h	NA	0.26 i	<1.0	<1.0	<1.0	NA	1.4	NA	NA	NA	<10	NA	NA	NA	197.44	16.61	NA	180.83	NA	NA
MW-7	02/04/2008	<50 h	NA	<0.50	<1.0	<1.0	<1.0	NA	6.5	NA	NA	NA	<10	NA	NA	NA	197.44	10.36	NA	187.08	NA	NA
MW-7	05/27/2008	520	NA	<0.50	<1.0	<1.0	<1.0	NA	17	NA	NA	NA	35	NA	NA	NA	197.44	14.11	NA	183.33	NA	NA
MW-7	08/05/2008	510	NA	<0.50	<1.0	<1.0	<1.0	NA	13	<2.0	<2.0	<2.0	<10	NA	NA	NA	197.44	15.10	NA	182.34	NA	NA
MW-7	12/03/2008	130	NA	<0.50	<1.0	<1.0	<1.0	NA	5.5	NA	NA	NA	15	NA	NA	NA	197.44	16.75	NA	180.69	NA	NA
MW-7	02/05/2009	<50	NA	<0.50	<1.0	<1.0	<1.0	NA	1.3	NA	NA	NA	<10	NA	NA	NA	197.44	16.17	NA	181.27	NA	NA

T-1	05/30/1997	NA	NA	NA	NA	NA	NA	NA	NA	NA	NA	NA	NA	NA	NA	NA	NA	Dry	NA	NA	NA	NA
T-1	08/18/1997	NA	NA	NA	NA	NA	NA	NA	NA	NA	NA	NA	NA	NA	NA	NA	NA	Dry	NA	NA	NA	NA
T-1	11/03/1997	NA	NA	NA	NA	NA	NA	NA	NA	NA	NA	NA	NA	NA	NA	NA	NA	Dry	NA	NA	NA	NA
T-1	01/20/1998	NA	NA	NA	NA	NA	NA	NA	NA	NA	NA	NA	NA	NA	NA	NA	NA	Dry	NA	NA	NA	NA
T-1	06/05/1998	NA	NA	NA	NA	NA	NA	NA	NA	NA	NA	NA	NA	NA	NA	NA	NA	Dry	NA	NA	NA	NA
T-1	07/23/1998	NA	NA	NA	NA	NA	NA	NA	NA	NA	NA	NA	NA	NA	NA	NA	NA	Dry	NA	NA	NA	NA
T-1	11/19/1998	NA	NA	NA	NA	NA	NA	NA	NA	NA	NA	NA	NA	NA	NA	NA	NA	Dry	NA	NA	NA	NA
T-1	02/03/1999	NA	NA	NA	NA	NA	NA	NA	NA	NA	NA	NA	NA	NA	NA	NA	NA	Dry	NA	NA	NA	NA
T-1	06/04/1999	NA	NA	NA	NA	NA	NA	NA	NA	NA	NA	NA	NA	NA	NA	NA	NA	Dry	NA	NA	NA	NA
T-1	08/31/1999	NA	NA	NA	NA	NA	NA	NA	NA	NA	NA	NA	NA	NA	NA	NA	NA	Dry	NA	NA	NA	NA
T-1	12/10/1999	NA	NA	NA	NA	NA	NA	NA	NA	NA	NA	NA	NA	NA	NA	NA	NA	Dry	NA	NA	NA	NA
T-1	02/11/2000	NA	NA	NA	NA	NA	NA	NA	NA	NA	NA	NA	NA	NA	NA	NA	NA	Dry	NA	NA	NA	NA
T-1	05/04/2000	NA	NA	NA	NA	NA	NA	NA	NA	NA	NA	NA	NA	NA	NA	NA	NA	Dry	NA	NA	NA	NA
T-1	08/31/2000	NA	NA	NA	NA	NA	NA	NA	NA	NA	NA	NA	NA	NA	NA	NA	NA	Dry	NA	NA	NA	NA
T-1	11/30/2000	NA	NA	NA	NA	NA	NA	NA	NA	NA	NA	NA	NA	NA	NA	NA	NA	Dry	NA	NA	NA	NA
T-1	02/13/2001	NA	NA	NA	NA	NA	NA	NA	NA	NA	NA	NA	NA	NA	NA	NA	NA	Dry	NA	NA	NA	NA
T-1	05/29/2001	NA	NA	NA	NA	NA	NA	NA	NA	NA	NA	NA	NA	NA	NA	NA	NA	Dry	NA	NA	NA	NA
T-1	07/30/2001	NA	NA	NA	NA	NA	NA	NA	NA	NA	NA	NA	NA	NA	NA	NA	NA	Dry	NA	NA	NA	NA
T-1	12/12/2001	NA	NA	NA	NA	NA	NA	NA	NA	NA	NA	NA	NA	NA	NA	NA	NA	Dry	NA	NA	NA	NA
T-1	01/31/2002	NA	NA	NA	NA	NA	NA	NA	NA	NA	NA	NA	NA	NA	NA	NA	NA	Dry	NA	NA	NA	NA
T-1	05/22/2002 d	NA	NA	NA	NA	NA	NA	NA	NA	NA	NA	NA	NA	NA	NA	NA	198.07	NA	NA	NA	NA	NA

WELL CONCENTRATIONS
Shell-branded Service Station
6039 College Avenue
Oakland, CA

Well ID	Date	TPPH (ug/L)	TEPH (ug/L)	B (ug/L)	T (ug/L)	E (ug/L)	X (ug/L)	MTBE 8020 (ug/L)	MTBE 8260 (ug/L)	DIPE (ug/L)	ETBE (ug/L)	TAME (ug/L)	TBA (ug/L)	1,2 DCA (ug/L)	EDB (ug/L)	Ethanol (ug/L)	TOC (MSL)	Depth to Water (ft.)	Depth to SPH (ft.)	GW Elevation (MSL)	SPH Thickness (ft.)	DO Reading (ppm)
---------	------	----------------	----------------	-------------	-------------	-------------	-------------	------------------------	------------------------	----------------	----------------	----------------	---------------	----------------------	---------------	-------------------	--------------	----------------------------	--------------------------	--------------------------	---------------------------	------------------------

T-2	05/30/1997	NA	NA	NA	NA	NA	NA	NA	NA	NA	NA	NA	NA	NA	NA	NA	NA	Dry	NA	NA	NA	NA
T-2	08/18/1997	NA	NA	NA	NA	NA	NA	NA	NA	NA	NA	NA	NA	NA	NA	NA	NA	Dry	NA	NA	NA	NA
T-2	11/03/1997	NA	NA	NA	NA	NA	NA	NA	NA	NA	NA	NA	NA	NA	NA	NA	NA	Dry	NA	NA	NA	NA
T-2	01/20/1998	NA	NA	NA	NA	NA	NA	NA	NA	NA	NA	NA	NA	NA	NA	NA	NA	Dry	NA	NA	NA	NA
T-2	06/05/1998	NA	NA	NA	NA	NA	NA	NA	NA	NA	NA	NA	NA	NA	NA	NA	NA	Dry	NA	NA	NA	NA
T-2	07/23/1998	NA	NA	NA	NA	NA	NA	NA	NA	NA	NA	NA	NA	NA	NA	NA	NA	Dry	NA	NA	NA	NA
T-2	11/19/1998	NA	NA	NA	NA	NA	NA	NA	NA	NA	NA	NA	NA	NA	NA	NA	NA	Dry	NA	NA	NA	NA
T-2	02/03/1999	NA	NA	NA	NA	NA	NA	NA	NA	NA	NA	NA	NA	NA	NA	NA	NA	Dry	NA	NA	NA	NA
T-2	06/04/1999	NA	NA	NA	NA	NA	NA	NA	NA	NA	NA	NA	NA	NA	NA	NA	NA	Dry	NA	NA	NA	NA
T-2	08/31/1999	NA	NA	NA	NA	NA	NA	NA	NA	NA	NA	NA	NA	NA	NA	NA	NA	Dry	NA	NA	NA	NA
T-2	12/10/1999	NA	NA	NA	NA	NA	NA	NA	NA	NA	NA	NA	NA	NA	NA	NA	NA	Dry	NA	NA	NA	NA
T-2	02/11/2000	NA	NA	NA	NA	NA	NA	NA	NA	NA	NA	NA	NA	NA	NA	NA	NA	Dry	NA	NA	NA	NA
T-2	05/04/2000	NA	NA	NA	NA	NA	NA	NA	NA	NA	NA	NA	NA	NA	NA	NA	NA	Dry	NA	NA	NA	NA
T-2	08/31/2000	NA	NA	NA	NA	NA	NA	NA	NA	NA	NA	NA	NA	NA	NA	NA	NA	Dry	NA	NA	NA	NA
T-2	11/30/2000	NA	NA	NA	NA	NA	NA	NA	NA	NA	NA	NA	NA	NA	NA	NA	NA	7.50	NA	NA	NA	NA
T-2	02/13/2001	NA	NA	NA	NA	NA	NA	NA	NA	NA	NA	NA	NA	NA	NA	NA	NA	Dry	NA	NA	NA	NA
T-2	05/29/2001	NA	NA	NA	NA	NA	NA	NA	NA	NA	NA	NA	NA	NA	NA	NA	NA	Dry	NA	NA	NA	NA
T-2	07/30/2001	NA	NA	NA	NA	NA	NA	NA	NA	NA	NA	NA	NA	NA	NA	NA	NA	Dry	NA	NA	NA	NA
T-2	12/12/2001	NA	NA	NA	NA	NA	NA	NA	NA	NA	NA	NA	NA	NA	NA	NA	NA	Dry	NA	NA	NA	NA
T-2	01/31/2002	NA	NA	NA	NA	NA	NA	NA	NA	NA	NA	NA	NA	NA	NA	NA	NA	Dry	NA	NA	NA	NA
T-2	05/22/2002 d	NA	NA	NA	NA	NA	NA	NA	NA	NA	NA	NA	NA	NA	NA	NA	198.47	NA	NA	NA	NA	NA

WELL CONCENTRATIONS
Shell-branded Service Station
6039 College Avenue
Oakland, CA

Well ID	Date	TPPH (ug/L)	TEPH (ug/L)	B (ug/L)	T (ug/L)	E (ug/L)	X (ug/L)	MTBE 8020 (ug/L)	MTBE 8260 (ug/L)	DIPE (ug/L)	ETBE (ug/L)	TAME (ug/L)	TBA (ug/L)	1,2 DCA (ug/L)	EDB (ug/L)	Ethanol (ug/L)	TOC (MSL)	Depth to Water (ft.)	Depth to SPH (ft.)	GW Elevation (MSL)	SPH Thickness (ft.)	DO Reading (ppm)
---------	------	----------------	----------------	-------------	-------------	-------------	-------------	------------------------	------------------------	----------------	----------------	----------------	---------------	----------------------	---------------	-------------------	--------------	----------------------------	--------------------------	--------------------------	---------------------------	------------------------

Abbreviations:

TPPH = Total petroleum hydrocarbons as gasoline by EPA Method 8260B; prior to May 29, 2001, analyzed by EPA Method 8015.

TEPH = Total petroleum hydrocarbons as diesel by modified EPA Method 8015.

BTEX = Benzene, toluene, ethylbenzene, xylenes by EPA Method 8260B; prior to May 29, 2001, analyzed by EPA Method 8020.

MTBE = Methyl tertiary butyl ether

DIPE = Di-isopropyl ether, analyzed by EPA Method 8260B

ETBE = Ethyl tertiary butyl ether, analyzed by EPA Method 8260B

TAME = Tertiary amyl methyl ether, analyzed by EPA Method 8260B

TBA = Tertiary butyl alcohol, analyzed by EPA Method 8260B

1,2-DCA = 1,2-dichloroethane, analyzed by EPA Method 8260B

EDB = Ethylene dibromide, analyzed by EPA Method 8260B

TOC = Top of Casing Elevation

SPH = Separate-Phase Hydrocarbons

GW = Groundwater

DO = Dissolved Oxygen

ug/L = Parts per billion

ppm = Parts per million

MSL = Mean sea level

ft. = Feet

<n = Below detection limit

NA = Not applicable

ND = Not detected at or above the minimum quantitation limits.

WELL CONCENTRATIONS
Shell-branded Service Station
6039 College Avenue
Oakland, CA

Well ID	Date	TPPH (ug/L)	TEPH (ug/L)	B (ug/L)	T (ug/L)	E (ug/L)	X (ug/L)	MTBE 8020 (ug/L)	MTBE 8260 (ug/L)	DIPE (ug/L)	ETBE (ug/L)	TAME (ug/L)	TBA (ug/L)	1,2 DCA (ug/L)	EDB (ug/L)	Ethanol (ug/L)	TOC (MSL)	Depth to Water (ft.)	Depth to SPH (ft.)	GW Elevation (MSL)	SPH Thickness (ft.)	DO Reading (ppm)
---------	------	----------------	----------------	-------------	-------------	-------------	-------------	------------------------	------------------------	----------------	----------------	----------------	---------------	----------------------	---------------	-------------------	--------------	----------------------------	--------------------------	--------------------------	---------------------------	------------------------

Notes:

a = Chromatogram patterns indicate an unidentified hydrocarbon/Hydrocarbon does not match pattern of laboratory's standard.

b = Sample was analyzed outside the EPA recommended holding time.

c = DO Readings not taken this event.

d = Survey date only.

e = Sample contains discrete peak in gasoline range.

f = Quantity of unknown hydrocarbon(s) in sample based on gasoline.

g = Analyte was detected in the associated Method Blank.

h = Analyzed by EPA Method 8015B (M).

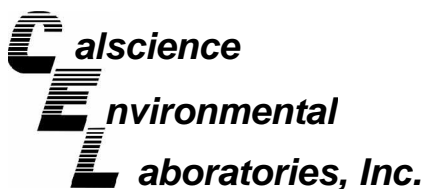
i = Analyte was detected at a concentration below the reporting limit and above the laboratory method detection limit. Reported value is estimated.

Ethanol analyzed by EPA Method 8260B.

Site surveyed May 22, 2002 by Virgil Chavez Land Surveying of Vallejo, CA.

When separate-phase hydrocarbons are present, ground water elevation is adjusted using the relation: Corrected ground water elevation = Top-of-casing elevation - depth to water + (0.8 x hydrocarbon thickness).

Well MW-7 2Q06 survey data provided by Cambria Environmental Technology, Inc.



February 24, 2009

Michael Ninokata
Blaine Tech Services, Inc.
1680 Rogers Avenue
San Jose, CA 95112-1105

Subject: **Calscience Work Order No.: 09-02-0821**
Client Reference: 6039 College Ave., Oakland, CA

Dear Client:

Enclosed is an analytical report for the above-referenced project. The samples included in this report were received 2/7/2009 and analyzed in accordance with the attached chain-of-custody.

Unless otherwise noted, all analytical testing was accomplished in accordance with the guidelines established in our Quality Systems Manual, applicable standard operating procedures, and other related documentation. The original report of subcontracted analysis, if any, is provided herein, and follows the standard Calscience data package. The results in this analytical report are limited to the samples tested and any reproduction thereof must be made in its entirety.

If you have any questions regarding this report, please do not hesitate to contact the undersigned.

Sincerely,

A handwritten signature in cursive script that reads 'Philip Samelle for'.

Calscience Environmental
Laboratories, Inc.
Jessie Kim
Project Manager

Analytical Report



Blaine Tech Services, Inc.
1680 Rogers Avenue
San Jose, CA 95112-1105

Date Received: 02/07/09
Work Order No: 09-02-0821
Preparation: Extraction
Method: EPA 418.1

Project: 6039 College Ave., Oakland, CA

Page 1 of 1

Client Sample Number	Lab Sample Number	Date/Time Collected	Matrix	Instrument	Date Prepared	Date/Time Analyzed	QC Batch ID
MW-3	09-02-0821-3-F	02/05/09 14:45	Aqueous	IR #1	02/18/09	02/18/09 17:31	090218L01

Parameter	Result	RL	DF	Qual	Units
TRPH	5.4	1.0	1		mg/L

MW-4	09-02-0821-4-F	02/05/09 15:00	Aqueous	IR #1	02/18/09	02/18/09 17:31	090218L01
------	----------------	-------------------	---------	-------	----------	-------------------	-----------

Parameter	Result	RL	DF	Qual	Units
TRPH	15	5.0	5		mg/L

MW-5	09-02-0821-5-F	02/05/09 12:10	Aqueous	IR #1	02/18/09	02/18/09 17:31	090218L01
------	----------------	-------------------	---------	-------	----------	-------------------	-----------

Parameter	Result	RL	DF	Qual	Units
TRPH	ND	1.0	1		mg/L

MW-6	09-02-0821-6-F	02/05/09 14:05	Aqueous	IR #1	02/18/09	02/18/09 17:31	090218L01
------	----------------	-------------------	---------	-------	----------	-------------------	-----------

Parameter	Result	RL	DF	Qual	Units
TRPH	ND	1.0	1		mg/L

Method Blank	099-07-016-622	N/A	Aqueous	IR #1	02/18/09	02/18/09 17:31	090218L01
--------------	----------------	-----	---------	-------	----------	-------------------	-----------

Parameter	Result	RL	DF	Qual	Units
TRPH	ND	1.0	1		mg/L

RL - Reporting Limit , DF - Dilution Factor , Qual - Qualifiers

Analytical Report



Blaine Tech Services, Inc.
1680 Rogers Avenue
San Jose, CA 95112-1105

Date Received: 02/07/09
Work Order No: 09-02-0821
Preparation: EPA 3510C
Method: EPA 8270C
Units: ug/L


Project: 6039 College Ave., Oakland, CA

Page 1 of 5

Client Sample Number	Lab Sample Number	Date/Time Collected	Matrix	Instrument	Date Prepared	Date/Time Analyzed	QC Batch ID
MW-3	09-02-0821-3-DE	02/05/09 14:45	Aqueous	GC/MS P	02/09/09	02/12/09 17:01	090209L12

Parameter	Result	RL	DF	Qual	Parameter	Result	RL	DF	Qual
N-Nitrosodimethylamine	ND	10	1		4-Nitrophenol	ND	10	1	
Aniline	ND	10	1		Dibenzofuran	ND	10	1	
Phenol	ND	10	1		2,4-Dinitrotoluene	ND	10	1	
Bis(2-Chloroethyl) Ether	ND	25	1		2,6-Dinitrotoluene	ND	10	1	
2-Chlorophenol	ND	10	1		Diethyl Phthalate	ND	10	1	
1,3-Dichlorobenzene	ND	10	1		4-Chlorophenyl-Phenyl Ether	ND	10	1	
1,4-Dichlorobenzene	ND	10	1		Fluorene	ND	10	1	
Benzyl Alcohol	ND	10	1		4-Nitroaniline	ND	10	1	
1,2-Dichlorobenzene	ND	10	1		Azobenzene	ND	10	1	
2-Methylphenol	ND	10	1		4,6-Dinitro-2-Methylphenol	ND	50	1	
Bis(2-Chloroisopropyl) Ether	ND	10	1		N-Nitrosodiphenylamine	ND	10	1	
3/4-Methylphenol	ND	10	1		4-Bromophenyl-Phenyl Ether	ND	10	1	
N-Nitroso-di-n-propylamine	ND	10	1		Hexachlorobenzene	ND	10	1	
Hexachloroethane	ND	10	1		Pentachlorophenol	ND	10	1	
Nitrobenzene	ND	25	1		Phenanthrene	ND	10	1	
Isophorone	ND	10	1		Anthracene	ND	10	1	
2-Nitrophenol	ND	10	1		Di-n-Butyl Phthalate	ND	10	1	
2,4-Dimethylphenol	ND	10	1		Fluoranthene	ND	10	1	
Benzoic Acid	ND	50	1		Benzidine	ND	50	1	
Bis(2-Chloroethoxy) Methane	ND	10	1		Pyrene	ND	10	1	
2,4-Dichlorophenol	ND	10	1		Pyridine	ND	10	1	
Naphthalene	ND	10	1		Butyl Benzyl Phthalate	ND	10	1	
4-Chloroaniline	ND	10	1		3,3'-Dichlorobenzidine	ND	25	1	
Hexachloro-1,3-Butadiene	ND	10	1		Benzo (a) Anthracene	ND	10	1	
4-Chloro-3-Methylphenol	ND	10	1		Bis(2-Ethylhexyl) Phthalate	38	10	1	
2-Methylnaphthalene	ND	10	1		Chrysene	ND	10	1	
Hexachlorocyclopentadiene	ND	25	1		Di-n-Octyl Phthalate	ND	10	1	
2,4,6-Trichlorophenol	ND	10	1		Benzo (k) Fluoranthene	ND	10	1	
2,4,5-Trichlorophenol	ND	10	1		Benzo (b) Fluoranthene	ND	10	1	
2-Chloronaphthalene	ND	10	1		Benzo (a) Pyrene	ND	10	1	
2-Nitroaniline	ND	10	1		Benzo (g,h,i) Perylene	ND	10	1	
Dimethyl Phthalate	ND	10	1		Indeno (1,2,3-c,d) Pyrene	ND	10	1	
Acenaphthylene	ND	10	1		Dibenz (a,h) Anthracene	ND	10	1	
3-Nitroaniline	ND	10	1		1-Methylnaphthalene	ND	10	1	
Acenaphthene	ND	10	1		1,2,4-Trichlorobenzene	ND	10	1	
2,4-Dinitrophenol	ND	50	1						
<u>Surrogates:</u>	<u>REC (%)</u>	<u>Control Limits</u>	<u>Qual</u>	<u>Surrogates:</u>	<u>REC (%)</u>	<u>Control Limits</u>	<u>Qual</u>		
2-Fluorophenol	51	7-121		Phenol-d6	34	1-127			
Nitrobenzene-d5	95	50-146		2-Fluorobiphenyl	90	42-138			
2,4,6-Tribromophenol	92	41-137		p-Terphenyl-d14	98	47-173			

RL - Reporting Limit , DF - Dilution Factor , Qual - Qualifiers



Analytical Report



Blaine Tech Services, Inc.
1680 Rogers Avenue
San Jose, CA 95112-1105

Date Received: 02/07/09
Work Order No: 09-02-0821
Preparation: EPA 3510C
Method: EPA 8270C
Units: ug/L


Project: 6039 College Ave., Oakland, CA

Page 2 of 5

Client Sample Number	Lab Sample Number	Date/Time Collected	Matrix	Instrument	Date Prepared	Date/Time Analyzed	QC Batch ID
MW-4	09-02-0821-4-DE	02/05/09 15:00	Aqueous	GC/MS P	02/09/09	02/12/09 17:35	090209L12

Parameter	Result	RL	DF	Qual	Parameter	Result	RL	DF	Qual
N-Nitrosodimethylamine	ND	10	1		4-Nitrophenol	ND	10	1	
Aniline	ND	10	1		Dibenzofuran	ND	10	1	
Phenol	ND	10	1		2,4-Dinitrotoluene	ND	10	1	
Bis(2-Chloroethyl) Ether	ND	25	1		2,6-Dinitrotoluene	ND	10	1	
2-Chlorophenol	ND	10	1		Diethyl Phthalate	ND	10	1	
1,3-Dichlorobenzene	ND	10	1		4-Chlorophenyl-Phenyl Ether	ND	10	1	
1,4-Dichlorobenzene	ND	10	1		Fluorene	ND	10	1	
Benzyl Alcohol	ND	10	1		4-Nitroaniline	ND	10	1	
1,2-Dichlorobenzene	ND	10	1		Azobenzene	ND	10	1	
2-Methylphenol	ND	10	1		4,6-Dinitro-2-Methylphenol	ND	50	1	
Bis(2-Chloroisopropyl) Ether	ND	10	1		N-Nitrosodiphenylamine	ND	10	1	
3/4-Methylphenol	ND	10	1		4-Bromophenyl-Phenyl Ether	ND	10	1	
N-Nitroso-di-n-propylamine	ND	10	1		Hexachlorobenzene	ND	10	1	
Hexachloroethane	ND	10	1		Pentachlorophenol	ND	10	1	
Nitrobenzene	ND	25	1		Phenanthrene	ND	10	1	
Isophorone	ND	10	1		Anthracene	ND	10	1	
2-Nitrophenol	ND	10	1		Di-n-Butyl Phthalate	ND	10	1	
2,4-Dimethylphenol	ND	10	1		Fluoranthene	ND	10	1	
Benzoic Acid	ND	50	1		Benzidine	ND	50	1	
Bis(2-Chloroethoxy) Methane	ND	10	1		Pyrene	ND	10	1	
2,4-Dichlorophenol	ND	10	1		Pyridine	ND	10	1	
Naphthalene	ND	10	1		Butyl Benzyl Phthalate	ND	10	1	
4-Chloroaniline	ND	10	1		3,3'-Dichlorobenzidine	ND	25	1	
Hexachloro-1,3-Butadiene	ND	10	1		Benzo (a) Anthracene	ND	10	1	
4-Chloro-3-Methylphenol	ND	10	1		Bis(2-Ethylhexyl) Phthalate	10	10	1	
2-Methylnaphthalene	ND	10	1		Chrysene	ND	10	1	
Hexachlorocyclopentadiene	ND	25	1		Di-n-Octyl Phthalate	ND	10	1	
2,4,6-Trichlorophenol	ND	10	1		Benzo (k) Fluoranthene	ND	10	1	
2,4,5-Trichlorophenol	ND	10	1		Benzo (b) Fluoranthene	ND	10	1	
2-Chloronaphthalene	ND	10	1		Benzo (a) Pyrene	ND	10	1	
2-Nitroaniline	ND	10	1		Benzo (g,h,i) Perylene	ND	10	1	
Dimethyl Phthalate	ND	10	1		Indeno (1,2,3-c,d) Pyrene	ND	10	1	
Acenaphthylene	ND	10	1		Dibenz (a,h) Anthracene	ND	10	1	
3-Nitroaniline	ND	10	1		1-Methylnaphthalene	ND	10	1	
Acenaphthene	ND	10	1		1,2,4-Trichlorobenzene	ND	10	1	
2,4-Dinitrophenol	ND	50	1						
<u>Surrogates:</u>	<u>REC (%)</u>	<u>Control Limits</u>	<u>Qual</u>	<u>Surrogates:</u>	<u>REC (%)</u>	<u>Control Limits</u>	<u>Qual</u>		
2-Fluorophenol	53	7-121		Phenol-d6	36	1-127			
Nitrobenzene-d5	92	50-146		2-Fluorobiphenyl	87	42-138			
2,4,6-Tribromophenol	94	41-137		p-Terphenyl-d14	98	47-173			

RL - Reporting Limit , DF - Dilution Factor , Qual - Qualifiers



Analytical Report



Blaine Tech Services, Inc.
1680 Rogers Avenue
San Jose, CA 95112-1105

Date Received: 02/07/09
Work Order No: 09-02-0821
Preparation: EPA 3510C
Method: EPA 8270C
Units: ug/L


Project: 6039 College Ave., Oakland, CA

Page 3 of 5

Client Sample Number	Lab Sample Number	Date/Time Collected	Matrix	Instrument	Date Prepared	Date/Time Analyzed	QC Batch ID
MW-5	09-02-0821-5-DE	02/05/09 12:10	Aqueous	GC/MS P	02/09/09	02/12/09 18:07	090209L12

Parameter	Result	RL	DF	Qual	Parameter	Result	RL	DF	Qual
N-Nitrosodimethylamine	ND	10	1		4-Nitrophenol	ND	10	1	
Aniline	ND	10	1		Dibenzofuran	ND	10	1	
Phenol	ND	10	1		2,4-Dinitrotoluene	ND	10	1	
Bis(2-Chloroethyl) Ether	ND	25	1		2,6-Dinitrotoluene	ND	10	1	
2-Chlorophenol	ND	10	1		Diethyl Phthalate	ND	10	1	
1,3-Dichlorobenzene	ND	10	1		4-Chlorophenyl-Phenyl Ether	ND	10	1	
1,4-Dichlorobenzene	ND	10	1		Fluorene	ND	10	1	
Benzyl Alcohol	ND	10	1		4-Nitroaniline	ND	10	1	
1,2-Dichlorobenzene	ND	10	1		Azobenzene	ND	10	1	
2-Methylphenol	ND	10	1		4,6-Dinitro-2-Methylphenol	ND	50	1	
Bis(2-Chloroisopropyl) Ether	ND	10	1		N-Nitrosodiphenylamine	ND	10	1	
3/4-Methylphenol	ND	10	1		4-Bromophenyl-Phenyl Ether	ND	10	1	
N-Nitroso-di-n-propylamine	ND	10	1		Hexachlorobenzene	ND	10	1	
Hexachloroethane	ND	10	1		Pentachlorophenol	ND	10	1	
Nitrobenzene	ND	25	1		Phenanthrene	ND	10	1	
Isophorone	ND	10	1		Anthracene	ND	10	1	
2-Nitrophenol	ND	10	1		Di-n-Butyl Phthalate	ND	10	1	
2,4-Dimethylphenol	ND	10	1		Fluoranthene	ND	10	1	
Benzoic Acid	ND	50	1		Benzidine	ND	50	1	
Bis(2-Chloroethoxy) Methane	ND	10	1		Pyrene	ND	10	1	
2,4-Dichlorophenol	ND	10	1		Pyridine	ND	10	1	
Naphthalene	ND	10	1		Butyl Benzyl Phthalate	ND	10	1	
4-Chloroaniline	ND	10	1		3,3'-Dichlorobenzidine	ND	25	1	
Hexachloro-1,3-Butadiene	ND	10	1		Benzo (a) Anthracene	ND	10	1	
4-Chloro-3-Methylphenol	ND	10	1		Bis(2-Ethylhexyl) Phthalate	350	100	10	
2-Methylnaphthalene	ND	10	1		Chrysene	ND	10	1	
Hexachlorocyclopentadiene	ND	25	1		Di-n-Octyl Phthalate	ND	10	1	
2,4,6-Trichlorophenol	ND	10	1		Benzo (k) Fluoranthene	ND	10	1	
2,4,5-Trichlorophenol	ND	10	1		Benzo (b) Fluoranthene	ND	10	1	
2-Chloronaphthalene	ND	10	1		Benzo (a) Pyrene	ND	10	1	
2-Nitroaniline	ND	10	1		Benzo (g,h,i) Perylene	ND	10	1	
Dimethyl Phthalate	ND	10	1		Indeno (1,2,3-c,d) Pyrene	ND	10	1	
Acenaphthylene	ND	10	1		Dibenz (a,h) Anthracene	ND	10	1	
3-Nitroaniline	ND	10	1		1-Methylnaphthalene	ND	10	1	
Acenaphthene	ND	10	1		1,2,4-Trichlorobenzene	ND	10	1	
2,4-Dinitrophenol	ND	50	1						
<u>Surrogates:</u>	<u>REC (%)</u>	<u>Control Limits</u>	<u>Qual</u>	<u>Surrogates:</u>	<u>REC (%)</u>	<u>Control Limits</u>	<u>Qual</u>		
2-Fluorophenol	30	7-121		Phenol-d6	17	1-127			
Nitrobenzene-d5	86	50-146		2-Fluorobiphenyl	70	42-138			
2,4,6-Tribromophenol	78	41-137		p-Terphenyl-d14	93	47-173			

RL - Reporting Limit , DF - Dilution Factor , Qual - Qualifiers



Analytical Report



Blaine Tech Services, Inc.
1680 Rogers Avenue
San Jose, CA 95112-1105

Date Received: 02/07/09
Work Order No: 09-02-0821
Preparation: EPA 3510C
Method: EPA 8270C
Units: ug/L


Project: 6039 College Ave., Oakland, CA

Page 4 of 5

Client Sample Number	Lab Sample Number	Date/Time Collected	Matrix	Instrument	Date Prepared	Date/Time Analyzed	QC Batch ID
MW-6	09-02-0821-6-DE	02/05/09 14:05	Aqueous	GC/MS P	02/09/09	02/12/09 18:41	090209L12

Parameter	Result	RL	DF	Qual	Parameter	Result	RL	DF	Qual
N-Nitrosodimethylamine	ND	10	1		4-Nitrophenol	ND	10	1	
Aniline	ND	10	1		Dibenzofuran	ND	10	1	
Phenol	ND	10	1		2,4-Dinitrotoluene	ND	10	1	
Bis(2-Chloroethyl) Ether	ND	25	1		2,6-Dinitrotoluene	ND	10	1	
2-Chlorophenol	ND	10	1		Diethyl Phthalate	ND	10	1	
1,3-Dichlorobenzene	ND	10	1		4-Chlorophenyl-Phenyl Ether	ND	10	1	
1,4-Dichlorobenzene	ND	10	1		Fluorene	ND	10	1	
Benzyl Alcohol	ND	10	1		4-Nitroaniline	ND	10	1	
1,2-Dichlorobenzene	ND	10	1		Azobenzene	ND	10	1	
2-Methylphenol	ND	10	1		4,6-Dinitro-2-Methylphenol	ND	50	1	
Bis(2-Chloroisopropyl) Ether	ND	10	1		N-Nitrosodiphenylamine	ND	10	1	
3/4-Methylphenol	ND	10	1		4-Bromophenyl-Phenyl Ether	ND	10	1	
N-Nitroso-di-n-propylamine	ND	10	1		Hexachlorobenzene	ND	10	1	
Hexachloroethane	ND	10	1		Pentachlorophenol	ND	10	1	
Nitrobenzene	ND	25	1		Phenanthrene	ND	10	1	
Isophorone	ND	10	1		Anthracene	ND	10	1	
2-Nitrophenol	ND	10	1		Di-n-Butyl Phthalate	ND	10	1	
2,4-Dimethylphenol	ND	10	1		Fluoranthene	ND	10	1	
Benzoic Acid	ND	50	1		Benzidine	ND	50	1	
Bis(2-Chloroethoxy) Methane	ND	10	1		Pyrene	ND	10	1	
2,4-Dichlorophenol	ND	10	1		Pyridine	ND	10	1	
Naphthalene	ND	10	1		Butyl Benzyl Phthalate	ND	10	1	
4-Chloroaniline	ND	10	1		3,3'-Dichlorobenzidine	ND	25	1	
Hexachloro-1,3-Butadiene	ND	10	1		Benzo (a) Anthracene	ND	10	1	
4-Chloro-3-Methylphenol	ND	10	1		Bis(2-Ethylhexyl) Phthalate	ND	10	1	
2-Methylnaphthalene	ND	10	1		Chrysene	ND	10	1	
Hexachlorocyclopentadiene	ND	25	1		Di-n-Octyl Phthalate	ND	10	1	
2,4,6-Trichlorophenol	ND	10	1		Benzo (k) Fluoranthene	ND	10	1	
2,4,5-Trichlorophenol	ND	10	1		Benzo (b) Fluoranthene	ND	10	1	
2-Chloronaphthalene	ND	10	1		Benzo (a) Pyrene	ND	10	1	
2-Nitroaniline	ND	10	1		Benzo (g,h,i) Perylene	ND	10	1	
Dimethyl Phthalate	ND	10	1		Indeno (1,2,3-c,d) Pyrene	ND	10	1	
Acenaphthylene	ND	10	1		Dibenz (a,h) Anthracene	ND	10	1	
3-Nitroaniline	ND	10	1		1-Methylnaphthalene	ND	10	1	
Acenaphthene	ND	10	1		1,2,4-Trichlorobenzene	ND	10	1	
2,4-Dinitrophenol	ND	50	1						
<u>Surrogates:</u>	<u>REC (%)</u>	<u>Control Limits</u>	<u>Qual</u>	<u>Surrogates:</u>	<u>REC (%)</u>	<u>Control Limits</u>	<u>Qual</u>		
2-Fluorophenol	33	7-121		Phenol-d6	19	1-127			
Nitrobenzene-d5	90	50-146		2-Fluorobiphenyl	78	42-138			
2,4,6-Tribromophenol	78	41-137		p-Terphenyl-d14	97	47-173			

RL - Reporting Limit , DF - Dilution Factor , Qual - Qualifiers



Analytical Report



Blaine Tech Services, Inc.
1680 Rogers Avenue
San Jose, CA 95112-1105

Date Received: 02/07/09
Work Order No: 09-02-0821
Preparation: EPA 3510C
Method: EPA 8270C
Units: ug/L


Project: 6039 College Ave., Oakland, CA

Page 5 of 5

Client Sample Number	Lab Sample Number	Date/Time Collected	Matrix	Instrument	Date Prepared	Date/Time Analyzed	QC Batch ID
Method Blank	095-01-003-2,615	N/A	Aqueous	GC/MS P	02/09/09	02/10/09 11:40	090209L12

Parameter	Result	RL	DF	Qual	Parameter	Result	RL	DF	Qual
N-Nitrosodimethylamine	ND	10	1		4-Nitrophenol	ND	10	1	
Aniline	ND	10	1		Dibenzofuran	ND	10	1	
Phenol	ND	10	1		2,4-Dinitrotoluene	ND	10	1	
Bis(2-Chloroethyl) Ether	ND	25	1		2,6-Dinitrotoluene	ND	10	1	
2-Chlorophenol	ND	10	1		Diethyl Phthalate	ND	10	1	
1,3-Dichlorobenzene	ND	10	1		4-Chlorophenyl-Phenyl Ether	ND	10	1	
1,4-Dichlorobenzene	ND	10	1		Fluorene	ND	10	1	
Benzyl Alcohol	ND	10	1		4-Nitroaniline	ND	10	1	
1,2-Dichlorobenzene	ND	10	1		Azobenzene	ND	10	1	
2-Methylphenol	ND	10	1		4,6-Dinitro-2-Methylphenol	ND	50	1	
Bis(2-Chloroisopropyl) Ether	ND	10	1		N-Nitrosodiphenylamine	ND	10	1	
3/4-Methylphenol	ND	10	1		4-Bromophenyl-Phenyl Ether	ND	10	1	
N-Nitroso-di-n-propylamine	ND	10	1		Hexachlorobenzene	ND	10	1	
Hexachloroethane	ND	10	1		Pentachlorophenol	ND	10	1	
Nitrobenzene	ND	25	1		Phenanthrene	ND	10	1	
Isophorone	ND	10	1		Anthracene	ND	10	1	
2-Nitrophenol	ND	10	1		Di-n-Butyl Phthalate	ND	10	1	
2,4-Dimethylphenol	ND	10	1		Fluoranthene	ND	10	1	
Benzoic Acid	ND	50	1		Benzidine	ND	50	1	
Bis(2-Chloroethoxy) Methane	ND	10	1		Pyrene	ND	10	1	
2,4-Dichlorophenol	ND	10	1		Pyridine	ND	10	1	
Naphthalene	ND	10	1		Butyl Benzyl Phthalate	ND	10	1	
4-Chloroaniline	ND	10	1		3,3'-Dichlorobenzidine	ND	25	1	
Hexachloro-1,3-Butadiene	ND	10	1		Benzo (a) Anthracene	ND	10	1	
4-Chloro-3-Methylphenol	ND	10	1		Bis(2-Ethylhexyl) Phthalate	ND	10	1	
2-Methylnaphthalene	ND	10	1		Chrysene	ND	10	1	
Hexachlorocyclopentadiene	ND	25	1		Di-n-Octyl Phthalate	ND	10	1	
2,4,6-Trichlorophenol	ND	10	1		Benzo (k) Fluoranthene	ND	10	1	
2,4,5-Trichlorophenol	ND	10	1		Benzo (b) Fluoranthene	ND	10	1	
2-Chloronaphthalene	ND	10	1		Benzo (a) Pyrene	ND	10	1	
2-Nitroaniline	ND	10	1		Benzo (g,h,i) Perylene	ND	10	1	
Dimethyl Phthalate	ND	10	1		Indeno (1,2,3-c,d) Pyrene	ND	10	1	
Acenaphthylene	ND	10	1		Dibenz (a,h) Anthracene	ND	10	1	
3-Nitroaniline	ND	10	1		1-Methylnaphthalene	ND	10	1	
Acenaphthene	ND	10	1		1,2,4-Trichlorobenzene	ND	10	1	
2,4-Dinitrophenol	ND	50	1						
<u>Surrogates:</u>	<u>REC (%)</u>	<u>Control Limits</u>	<u>Qual</u>	<u>Surrogates:</u>	<u>REC (%)</u>	<u>Control Limits</u>	<u>Qual</u>		
2-Fluorophenol	65	7-121		Phenol-d6	41	1-127			
Nitrobenzene-d5	96	50-146		2-Fluorobiphenyl	88	42-138			
2,4,6-Tribromophenol	93	41-137		p-Terphenyl-d14	101	47-173			

RL - Reporting Limit , DF - Dilution Factor , Qual - Qualifiers



Analytical Report



Blaine Tech Services, Inc.
1680 Rogers Avenue
San Jose, CA 95112-1105

Date Received: 02/07/09
Work Order No: 09-02-0821
Preparation: EPA 5030B
Method: LUFT GC/MS / EPA 8260B
Units: ug/L

Project: 6039 College Ave., Oakland, CA

Page 1 of 3

Client Sample Number	Lab Sample Number	Date/Time Collected	Matrix	Instrument	Date Prepared	Date/Time Analyzed	QC Batch ID
MW-1	09-02-0821-1-A	02/05/09 11:05	Aqueous	GC/MS LL	02/16/09	02/17/09 04:16	090216L02

Parameter	Result	RL	DF	Qual	Parameter	Result	RL	DF	Qual
Benzene	2.0	0.50	1		Methyl-t-Butyl Ether (MTBE)	ND	1.0	1	
Ethylbenzene	ND	1.0	1		Tert-Butyl Alcohol (TBA)	ND	10	1	
Toluene	ND	1.0	1		TPPH	ND	50	1	
Xylenes (total)	ND	1.0	1						
<u>Surrogates:</u>	<u>REC (%)</u>	<u>Control Limits</u>		<u>Qual</u>	<u>Surrogates:</u>	<u>REC (%)</u>	<u>Control Limits</u>		<u>Qual</u>
Dibromofluoromethane	100	74-140			1,2-Dichloroethane-d4	98	74-146		
Toluene-d8	99	88-112			Toluene-d8-TPPH	99	88-112		
1,4-Bromofluorobenzene	98	74-110							


Client Sample Number	Lab Sample Number	Date/Time Collected	Matrix	Instrument	Date Prepared	Date/Time Analyzed	QC Batch ID
MW-2	09-02-0821-2-A	02/05/09 11:35	Aqueous	GC/MS LL	02/16/09	02/17/09 06:05	090216L02

Parameter	Result	RL	DF	Qual	Parameter	Result	RL	DF	Qual
Benzene	ND	0.50	1		Methyl-t-Butyl Ether (MTBE)	ND	1.0	1	
Ethylbenzene	ND	1.0	1		Tert-Butyl Alcohol (TBA)	ND	10	1	
Toluene	ND	1.0	1		TPPH	ND	50	1	
Xylenes (total)	ND	1.0	1						
<u>Surrogates:</u>	<u>REC (%)</u>	<u>Control Limits</u>		<u>Qual</u>	<u>Surrogates:</u>	<u>REC (%)</u>	<u>Control Limits</u>		<u>Qual</u>
Dibromofluoromethane	103	74-140			1,2-Dichloroethane-d4	99	74-146		
Toluene-d8	99	88-112			Toluene-d8-TPPH	99	88-112		
1,4-Bromofluorobenzene	98	74-110							

Client Sample Number	Lab Sample Number	Date/Time Collected	Matrix	Instrument	Date Prepared	Date/Time Analyzed	QC Batch ID
MW-3	09-02-0821-3-B	02/05/09 14:45	Aqueous	GC/MS LL	02/17/09	02/17/09 19:40	090217L01

Parameter	Result	RL	DF	Qual	Parameter	Result	RL	DF	Qual
Benzene	27	0.50	1		Methyl-t-Butyl Ether (MTBE)	48	1.0	1	
Ethylbenzene	1.3	1.0	1		Tert-Butyl Alcohol (TBA)	38	10	1	
Toluene	10	1.0	1		TPPH	730	50	1	
Xylenes (total)	3.4	1.0	1						
<u>Surrogates:</u>	<u>REC (%)</u>	<u>Control Limits</u>		<u>Qual</u>	<u>Surrogates:</u>	<u>REC (%)</u>	<u>Control Limits</u>		<u>Qual</u>
Dibromofluoromethane	101	74-140			1,2-Dichloroethane-d4	100	74-146		
Toluene-d8	102	88-112			Toluene-d8-TPPH	102	88-112		
1,4-Bromofluorobenzene	101	74-110							

RL - Reporting Limit , DF - Dilution Factor , Qual - Qualifiers



Analytical Report



Blaine Tech Services, Inc.
1680 Rogers Avenue
San Jose, CA 95112-1105

Date Received: 02/07/09
Work Order No: 09-02-0821
Preparation: EPA 5030B
Method: LUFT GC/MS / EPA 8260B
Units: ug/L

Project: 6039 College Ave., Oakland, CA

Page 2 of 3

Client Sample Number	Lab Sample Number	Date/Time Collected	Matrix	Instrument	Date Prepared	Date/Time Analyzed	QC Batch ID
MW-4	09-02-0821-4-A	02/05/09 15:00	Aqueous	GC/MS LL	02/16/09	02/17/09 06:59	090216L02

Parameter	Result	RL	DF	Qual	Parameter	Result	RL	DF	Qual
Benzene	15	0.50	1		Methyl-t-Butyl Ether (MTBE)	8.7	1.0	1	
Ethylbenzene	ND	1.0	1		Tert-Butyl Alcohol (TBA)	42	10	1	
Toluene	ND	1.0	1		TPPH	1300	50	1	
Xylenes (total)	ND	1.0	1						
<u>Surrogates:</u>	<u>REC (%)</u>	<u>Control Limits</u>		<u>Qual</u>	<u>Surrogates:</u>	<u>REC (%)</u>	<u>Control Limits</u>		<u>Qual</u>
Dibromofluoromethane	101	74-140			1,2-Dichloroethane-d4	100	74-146		
Toluene-d8	102	88-112			Toluene-d8-TPPH	102	88-112		
1,4-Bromofluorobenzene	101	74-110							


Client Sample Number	Lab Sample Number	Date/Time Collected	Matrix	Instrument	Date Prepared	Date/Time Analyzed	QC Batch ID
MW-5	09-02-0821-5-A	02/05/09 12:10	Aqueous	GC/MS LL	02/16/09	02/17/09 07:54	090216L02

Parameter	Result	RL	DF	Qual	Parameter	Result	RL	DF	Qual
Benzene	ND	0.50	1		Methyl-t-Butyl Ether (MTBE)	ND	1.0	1	
Ethylbenzene	ND	1.0	1		Tert-Butyl Alcohol (TBA)	ND	10	1	
Toluene	ND	1.0	1		TPPH	ND	50	1	
Xylenes (total)	ND	1.0	1						
<u>Surrogates:</u>	<u>REC (%)</u>	<u>Control Limits</u>		<u>Qual</u>	<u>Surrogates:</u>	<u>REC (%)</u>	<u>Control Limits</u>		<u>Qual</u>
Dibromofluoromethane	103	74-140			1,2-Dichloroethane-d4	101	74-146		
Toluene-d8	99	88-112			Toluene-d8-TPPH	99	88-112		
1,4-Bromofluorobenzene	98	74-110							

Client Sample Number	Lab Sample Number	Date/Time Collected	Matrix	Instrument	Date Prepared	Date/Time Analyzed	QC Batch ID
MW-6	09-02-0821-6-A	02/05/09 14:05	Aqueous	GC/MS LL	02/16/09	02/17/09 08:21	090216L02

Parameter	Result	RL	DF	Qual	Parameter	Result	RL	DF	Qual
Benzene	ND	0.50	1		Methyl-t-Butyl Ether (MTBE)	ND	1.0	1	
Ethylbenzene	ND	1.0	1		Tert-Butyl Alcohol (TBA)	ND	10	1	
Toluene	ND	1.0	1		TPPH	ND	50	1	
Xylenes (total)	ND	1.0	1						
<u>Surrogates:</u>	<u>REC (%)</u>	<u>Control Limits</u>		<u>Qual</u>	<u>Surrogates:</u>	<u>REC (%)</u>	<u>Control Limits</u>		<u>Qual</u>
Dibromofluoromethane	100	74-140			1,2-Dichloroethane-d4	98	74-146		
Toluene-d8	100	88-112			Toluene-d8-TPPH	100	88-112		
1,4-Bromofluorobenzene	97	74-110							

RL - Reporting Limit , DF - Dilution Factor , Qual - Qualifiers



Analytical Report



Blaine Tech Services, Inc.
 1680 Rogers Avenue
 San Jose, CA 95112-1105

Date Received: 02/07/09
 Work Order No: 09-02-0821
 Preparation: EPA 5030B
 Method: LUFT GC/MS / EPA 8260B
 Units: ug/L

Project: 6039 College Ave., Oakland, CA

Page 3 of 3

Client Sample Number	Lab Sample Number	Date/Time Collected	Matrix	Instrument	Date Prepared	Date/Time Analyzed	QC Batch ID
MW-7	09-02-0821-7-A	02/05/09 12:45	Aqueous	GC/MS LL	02/16/09	02/17/09 08:48	090216L02

Parameter	Result	RL	DF	Qual	Parameter	Result	RL	DF	Qual
Benzene	ND	0.50	1		Methyl-t-Butyl Ether (MTBE)	1.3	1.0	1	
Ethylbenzene	ND	1.0	1		Tert-Butyl Alcohol (TBA)	ND	10	1	
Toluene	ND	1.0	1		TPPH	ND	50	1	
Xylenes (total)	ND	1.0	1						
<u>Surrogates:</u>	<u>REC (%)</u>	<u>Control Limits</u>		<u>Qual</u>	<u>Surrogates:</u>	<u>REC (%)</u>	<u>Control Limits</u>		<u>Qual</u>
Dibromofluoromethane	103	74-140			1,2-Dichloroethane-d4	100	74-146		
Toluene-d8	100	88-112			Toluene-d8-TPPH	100	88-112		
1,4-Bromofluorobenzene	98	74-110							

Method Blank	099-12-767-1,133	N/A	Aqueous	GC/MS LL	02/16/09	02/17/09 03:49	090216L02
--------------	------------------	-----	---------	----------	----------	-------------------	-----------

Parameter	Result	RL	DF	Qual	Parameter	Result	RL	DF	Qual
Benzene	ND	0.50	1		Methyl-t-Butyl Ether (MTBE)	ND	1.0	1	
Ethylbenzene	ND	1.0	1		Tert-Butyl Alcohol (TBA)	ND	10	1	
Toluene	ND	1.0	1		TPPH	ND	50	1	
Xylenes (total)	ND	1.0	1						
<u>Surrogates:</u>	<u>REC (%)</u>	<u>Control Limits</u>		<u>Qual</u>	<u>Surrogates:</u>	<u>REC (%)</u>	<u>Control Limits</u>		<u>Qual</u>
Dibromofluoromethane	101	74-140			1,2-Dichloroethane-d4	99	74-146		
Toluene-d8	99	88-112			Toluene-d8-TPPH	99	88-112		
1,4-Bromofluorobenzene	98	74-110							

Method Blank	099-12-767-1,137	N/A	Aqueous	GC/MS LL	02/17/09	02/17/09 15:35	090217L01
--------------	------------------	-----	---------	----------	----------	-------------------	-----------

Parameter	Result	RL	DF	Qual	Parameter	Result	RL	DF	Qual
Benzene	ND	0.50	1		Methyl-t-Butyl Ether (MTBE)	ND	1.0	1	
Ethylbenzene	ND	1.0	1		Tert-Butyl Alcohol (TBA)	ND	10	1	
Toluene	ND	1.0	1		TPPH	ND	50	1	
Xylenes (total)	ND	1.0	1						
<u>Surrogates:</u>	<u>REC (%)</u>	<u>Control Limits</u>		<u>Qual</u>	<u>Surrogates:</u>	<u>REC (%)</u>	<u>Control Limits</u>		<u>Qual</u>
Dibromofluoromethane	98	74-140			1,2-Dichloroethane-d4	98	74-146		
Toluene-d8	99	88-112			Toluene-d8-TPPH	99	88-112		
1,4-Bromofluorobenzene	95	74-110							

RL - Reporting Limit , DF - Dilution Factor , Qual - Qualifiers



Quality Control - Spike/Spike Duplicate



Blaine Tech Services, Inc.
1680 Rogers Avenue
San Jose, CA 95112-1105


Date Received: 02/07/09
Work Order No: 09-02-0821
Preparation: EPA 5030B
Method: LUFT GC/MS / EPA
8260B

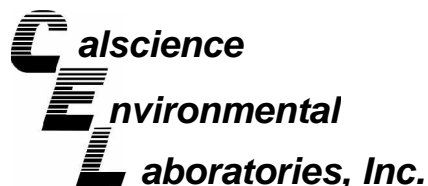
Project 6039 College Ave., Oakland, CA

Quality Control Sample ID	Matrix	Instrument	Date Prepared	Date Analyzed	MS/MSD Batch Number
MW-1	Aqueous	GC/MS LL	02/16/09	02/17/09	090216S02

Parameter	MS %REC	MSD %REC	%REC CL	RPD	RPD CL	Qualifiers
Benzene	86	87	88-118	1	0-7	3
Carbon Tetrachloride	89	92	67-145	3	0-11	
Chlorobenzene	91	92	88-118	1	0-7	
1,2-Dibromoethane	97	94	70-130	2	0-30	
1,2-Dichlorobenzene	93	95	86-116	3	0-8	
1,1-Dichloroethene	82	83	70-130	2	0-25	
Ethylbenzene	90	90	70-130	0	0-30	
Toluene	91	90	87-123	1	0-8	
Trichloroethene	85	86	79-127	1	0-10	
Vinyl Chloride	77	79	69-129	4	0-13	
Methyl-t-Butyl Ether (MTBE)	97	99	71-131	2	0-13	
Tert-Butyl Alcohol (TBA)	98	100	36-168	2	0-45	
Diisopropyl Ether (DIPE)	93	96	81-123	3	0-9	
Ethyl-t-Butyl Ether (ETBE)	97	102	72-126	5	0-12	
Tert-Amyl-Methyl Ether (TAME)	98	101	72-126	3	0-12	
Ethanol	103	121	53-149	16	0-31	

RPD - Relative Percent Difference , CL - Control Limit





Quality Control - Spike/Spike Duplicate



Blaine Tech Services, Inc.
1680 Rogers Avenue
San Jose, CA 95112-1105


Date Received: 02/07/09
Work Order No: 09-02-0821
Preparation: EPA 5030B
Method: LUFT GC/MS / EPA
8260B

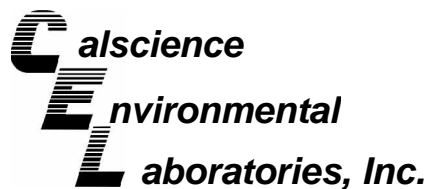
Project 6039 College Ave., Oakland, CA

Quality Control Sample ID	Matrix	Instrument	Date Prepared	Date Analyzed	MS/MSD Batch Number
09-02-0650-14	Aqueous	GC/MS LL	02/17/09	02/17/09	090217S01

Parameter	MS %REC	MSD %REC	%REC CL	RPD	RPD CL	Qualifiers
Benzene	86	89	88-118	3	0-7	3
Carbon Tetrachloride	91	94	67-145	3	0-11	
Chlorobenzene	90	92	88-118	3	0-7	
1,2-Dibromoethane	95	97	70-130	2	0-30	
1,2-Dichlorobenzene	92	97	86-116	5	0-8	
1,1-Dichloroethene	83	86	70-130	4	0-25	
Ethylbenzene	89	91	70-130	2	0-30	
Toluene	89	91	87-123	2	0-8	
Trichloroethene	86	88	79-127	3	0-10	
Vinyl Chloride	75	78	69-129	3	0-13	
Methyl-t-Butyl Ether (MTBE)	97	101	71-131	4	0-13	
Tert-Butyl Alcohol (TBA)	96	100	36-168	4	0-45	
Diisopropyl Ether (DIPE)	93	95	81-123	2	0-9	
Ethyl-t-Butyl Ether (ETBE)	97	101	72-126	5	0-12	
Tert-Amyl-Methyl Ether (TAME)	99	102	72-126	3	0-12	
Ethanol	109	109	53-149	0	0-31	

RPD - Relative Percent Difference , CL - Control Limit





Quality Control - LCS/LCS Duplicate



Blaine Tech Services, Inc.
1680 Rogers Avenue
San Jose, CA 95112-1105

Date Received: N/A
Work Order No: 09-02-0821
Preparation: Extraction
Method: EPA 418.1

Project: 6039 College Ave., Oakland, CA

Quality Control Sample ID	Matrix	Instrument	Date Prepared	Date Analyzed	LCS/LCSD Batch Number
099-07-016-622	Aqueous	IR #1	02/18/09	02/18/09	090218L01

<u>Parameter</u>	<u>LCS %REC</u>	<u>LCSD %REC</u>	<u>%REC CL</u>	<u>RPD</u>	<u>RPD CL</u>	<u>Qualifiers</u>
TRPH	96	93	70-130	3	0-30	

RPD - Relative Percent Difference , CL - Control Limit



Quality Control - LCS/LCS Duplicate



Blaine Tech Services, Inc.
1680 Rogers Avenue
San Jose, CA 95112-1105

Date Received: N/A
Work Order No: 09-02-0821
Preparation: EPA 3510C
Method: EPA 8270C

Project: 6039 College Ave., Oakland, CA

Quality Control Sample ID	Matrix	Instrument	Date Prepared	Date Analyzed	LCS/LCSD Batch Number		
095-01-003-2,615	Aqueous	GC/MS P	02/09/09	02/10/09	090209L12		
Parameter	LCS %REC	LCSD %REC	%REC CL	ME CL	RPD	RPD CL	Qualifiers
Phenol	67	70	4-142	0-165	4	0-24	
2-Chlorophenol	98	100	53-113	43-123	1	0-17	
1,4-Dichlorobenzene	75	75	50-122	38-134	1	0-19	
N-Nitroso-di-n-propylamine	99	102	56-146	41-161	3	0-22	
Naphthalene	86	86	21-133	2-152	1	0-20	
4-Chloro-3-Methylphenol	98	96	55-121	44-132	2	0-18	
Dimethyl Phthalate	98	96	0-112	0-131	1	0-20	
Acenaphthylene	94	93	33-145	14-164	2	0-20	
Acenaphthene	95	94	55-139	41-153	1	0-17	
4-Nitrophenol	61	60	1-145	0-169	0	0-29	
2,4-Dinitrotoluene	91	89	41-161	21-181	2	0-22	
Fluorene	97	96	59-121	49-131	1	0-20	
Pentachlorophenol	91	90	34-130	18-146	1	0-23	
Pyrene	114	112	38-170	16-192	2	0-27	
Butyl Benzyl Phthalate	108	106	0-152	0-177	2	0-20	
1,2,4-Trichlorobenzene	84	82	49-121	37-133	2	0-19	


Total number of LCS compounds : 16

Total number of ME compounds : 0

Total number of ME compounds allowed : 1

LCS ME CL validation result : Pass

RPD - Relative Percent Difference , CL - Control Limit





Quality Control - LCS/LCS Duplicate



Blaine Tech Services, Inc.
1680 Rogers Avenue
San Jose, CA 95112-1105

Date Received: N/A
Work Order No: 09-02-0821
Preparation: EPA 5030B
Method: LUFT GC/MS / EPA 8260B

Project: 6039 College Ave., Oakland, CA

Quality Control Sample ID	Matrix	Instrument	Date Prepared	Date Analyzed	LCS/LCSD Batch Number		
099-12-767-1,133	Aqueous	GC/MS LL	02/16/09	02/17/09	090216L02		
<u>Parameter</u>	<u>LCS %REC</u>	<u>LCSD %REC</u>	<u>%REC CL</u>	<u>ME CL</u>	<u>RPD</u>	<u>RPD CL</u>	<u>Qualifiers</u>
Benzene	92	90	84-120	78-126	2	0-8	
Carbon Tetrachloride	97	94	63-147	49-161	3	0-10	
Chlorobenzene	95	92	89-119	84-124	4	0-7	
1,2-Dibromoethane	100	97	80-120	73-127	2	0-20	
1,2-Dichlorobenzene	97	93	89-119	84-124	4	0-9	
1,1-Dichloroethene	89	85	77-125	69-133	5	0-16	
Ethylbenzene	94	92	80-120	73-127	2	0-20	
Toluene	93	92	83-125	76-132	2	0-9	
Trichloroethene	97	94	89-119	84-124	3	0-8	
Vinyl Chloride	87	82	63-135	51-147	5	0-13	
Methyl-t-Butyl Ether (MTBE)	102	98	82-118	76-124	4	0-13	
Tert-Butyl Alcohol (TBA)	97	96	46-154	28-172	1	0-32	
Diisopropyl Ether (DIPE)	97	95	81-123	74-130	2	0-11	
Ethyl-t-Butyl Ether (ETBE)	102	99	74-122	66-130	3	0-12	
Tert-Amyl-Methyl Ether (TAME)	104	101	76-124	68-132	2	0-10	
Ethanol	111	114	60-138	47-151	3	0-32	
TPPH	96	93	65-135	53-147	3	0-30	


Total number of LCS compounds : 17

Total number of ME compounds : 0

Total number of ME compounds allowed : 1

LCS ME CL validation result : Pass

RPD - Relative Percent Difference , CL - Control Limit





Quality Control - LCS/LCS Duplicate



Blaine Tech Services, Inc.
1680 Rogers Avenue
San Jose, CA 95112-1105

Date Received: N/A
Work Order No: 09-02-0821
Preparation: EPA 5030B
Method: LUFT GC/MS / EPA 8260B

Project: 6039 College Ave., Oakland, CA

Quality Control Sample ID	Matrix	Instrument	Date Prepared	Date Analyzed	LCS/LCSD Batch Number		
099-12-767-1,137	Aqueous	GC/MS LL	02/17/09	02/17/09	090217L01		
Parameter	LCS %REC	LCSD %REC	%REC CL	ME CL	RPD	RPD CL	Qualifiers
Benzene	92	89	84-120	78-126	3	0-8	
Carbon Tetrachloride	96	94	63-147	49-161	2	0-10	
Chlorobenzene	96	94	89-119	84-124	2	0-7	
1,2-Dibromoethane	100	98	80-120	73-127	2	0-20	
1,2-Dichlorobenzene	100	98	89-119	84-124	3	0-9	
1,1-Dichloroethene	89	86	77-125	69-133	4	0-16	
Ethylbenzene	95	93	80-120	73-127	2	0-20	
Toluene	94	94	83-125	76-132	1	0-9	
Trichloroethene	95	92	89-119	84-124	3	0-8	
Vinyl Chloride	82	81	63-135	51-147	1	0-13	
Methyl-t-Butyl Ether (MTBE)	102	99	82-118	76-124	3	0-13	
Tert-Butyl Alcohol (TBA)	102	97	46-154	28-172	5	0-32	
Diisopropyl Ether (DIPE)	97	95	81-123	74-130	3	0-11	
Ethyl-t-Butyl Ether (ETBE)	104	100	74-122	66-130	4	0-12	
Tert-Amyl-Methyl Ether (TAME)	105	101	76-124	68-132	4	0-10	
Ethanol	115	104	60-138	47-151	10	0-32	
TPPH	84	79	65-135	53-147	7	0-30	


Total number of LCS compounds : 17

Total number of ME compounds : 0

Total number of ME compounds allowed : 1

LCS ME CL validation result : Pass

RPD - Relative Percent Difference , CL - Control Limit



Work Order Number: 09-02-0821

<u>Qualifier</u>	<u>Definition</u>
*	See applicable analysis comment.
1	Surrogate compound recovery was out of control due to a required sample dilution, therefore, the sample data was reported without further clarification.
2	Surrogate compound recovery was out of control due to matrix interference. The associated method blank surrogate spike compound was in control and, therefore, the sample data was reported without further clarification.
3	Recovery of the Matrix Spike (MS) or Matrix Spike Duplicate (MSD) compound was out of control due to matrix interference. The associated LCS and/or LCSD was in control and, therefore, the sample data was reported without further clarification.
4	The MS/MSD RPD was out of control due to matrix interference. The LCS/LCSD RPD was in control and, therefore, the sample data was reported without further clarification.
5	The PDS/PDSD associated with this batch of samples was out of control due to a matrix interference effect. The associated batch LCS/LCSD was in control and, hence, the associated sample data was reported with no further corrective action required.
A	Result is the average of all dilutions, as defined by the method.
B	Analyte was present in the associated method blank.
C	Analyte presence was not confirmed on primary column.
E	Concentration exceeds the calibration range.
H	Sample received and/or analyzed past the recommended holding time.
J	Analyte was detected at a concentration below the reporting limit and above the laboratory method detection limit. Reported value is estimated.
ME	LCS Recovery Percentage is within LCS ME Control Limit range.
N	Nontarget Analyte.
ND	Parameter not detected at the indicated reporting limit.
Q	Spike recovery and RPD control limits do not apply resulting from the parameter concentration in the sample exceeding the spike concentration by a factor of four or greater.
U	Undetected at the laboratory method detection limit.
X	% Recovery and/or RPD out-of-range.
Z	Analyte presence was not confirmed by second column or GC/MS analysis.



LAB (LOCATION)



Shell Oil Products Chain Of Custody Record

- CALSCIENCE ()
- SPL ()
- XENCO ()
- TEST AMERICA ()
- OTHER ()

Please Check Appropriate Box:

<input checked="" type="checkbox"/> ENV. SERVICES	<input type="checkbox"/> MOTIVA RETAIL	<input type="checkbox"/> SHELL RETAIL
<input type="checkbox"/> MOTIVA SD&CM	<input type="checkbox"/> CONSULTANT	<input type="checkbox"/> LUBES
<input type="checkbox"/> SHELL PIPELINE	<input type="checkbox"/> OTHER _____	

Print Bill To Contact Name: **Denis Brown**

INCIDENT # (ENV SERVICES): **9 8 9 9 5 7 4 5**

PO #: _____ SAP #: _____

CHECK IF NO INCIDENT # APPLIES:

DATE: **2/5/09**

PAGE: **1** of **1**

SAMPLING COMPANY: **Blaine Tech Services**

LOG CODE: **BTSS**

ADDRESS: **1680 Rogers Ave, San Jose, CA 95112**

PROJECT CONTACT (Hardcopy or PDF Report to): **Michael Ninokata**

TELEPHONE: **(408)573-0555** FAX: **(408)573-7771** E-MAIL: **mninokata@blainetech.com**

SITE ADDRESS: Street and City: **6039 College Ave., Oakland**

State: **CA** GLOBAL ID NO: **T0600101272**

EDF DELIVERABLE TO (Name, Company, Office Location): **Anni Kreml, CRA, Emeryville** PHONE NO.: **(510) 420-3335** E-MAIL: **Shelledf@craworld.com** CONSULTANT PROJECT NO: **090205-SP2**

SAMPLER NAME(S) (P-#): **J. Parker** LAB USE ONLY: **09-02-0821**

TURNAROUND TIME (CALENDAR DAYS):

STANDARD (14 DAY) 5 DAYS 3 DAYS 2 DAYS 24 HOURS

RESULTS NEEDED ON WEEKEND

LA - RWQCB REPORT FORMAT UST AGENCY:

REQUESTED ANALYSIS

SPECIAL INSTRUCTIONS OR NOTES :

Run TPH-d w/Silica Gel Clean Up

SHELL CONTRACT RATE APPLIES

STATE REIMBURSEMENT RATE APPLIES


EDD NOT NEEDED

RECEIPT VERIFICATION REQUESTED

LAB USE ONLY	Field Sample Identification	SAMPLING		MATRIX	PRESERVATIVE					NO. OF CONT.	REQUESTED ANALYSIS												TEMPERATURE ON RECEIPT °C	Container PID Readings or Laboratory Notes				
		DATE	TIME		HCL	HNO3	H2SO4	NONE	OTHER		TPH - Purgeable (8260B)	TPH - Extractable (8015M)	BTEX (8260B)	5 Oxygenates (8260B)	MTBE (8260B)	TBA (8260B)	DIPE (8260B)	TAME (8260B)	ETBE (8260B)	1,2 DCA (8260B)	EDB (8260B)	Ethanol (8260B)			Methanol (8015M)	EPA (8270)	OIL AND GREASE (IR.1)	
		1	MW-1		2/5	1105	W	X						3	X	X	X	X										
2	MW-2		1135		X					3	X	X	X	X														
3	MW-3		1445		X		X	X		5	X	X	X	X								X	X					
4	MW-4		1500		X		X	X		5	X	X	X	X								X	X					
5	MW-5		1210		X		X	X		5	X	X	X	X								X	X					
6	MW-6		1405		X		X	X		5	X	X	X	X								X	X					
7	MW-7		1245		X					3	X	X	X	X														

Relinquished by: (Signature)	Received by: (Signature)	Date:	Time:
<i>[Signature]</i>	<i>[Signature]</i> (SAMPLE CUSTODIAN)	2/5/09	1815
Relinquished by: (Signature)	Received by: (Signature)	Date:	Time:
<i>[Signature]</i>	<i>[Signature]</i> CEC	2-6-09	1130
Relinquished by: (Signature)	Received by: (Signature)	Date:	Time:
<i>[Signature]</i>	<i>[Signature]</i>	2/7/09	1000

2-6-09
1730
850 511 236743



WORK ORDER #: 09-02-0827

SAMPLE RECEIPT FORM

Cooler 1 of 1

CLIENT: BTS

DATE: 2 / 7 / 09

TEMPERATURE: (Criteria: 0.0°C – 6.0°C, not frozen)

Temperature 2.5 °C - 0.2°C (CF) = 2.3 °C Blank Sample

Sample(s) outside temperature criteria (PM/APM contacted by: _____).

Sample(s) outside temperature criteria but received on ice/chilled on same day of sampling.

Received at ambient temperature, placed on ice for transport by Courier.

Ambient Temperature: Air Filter Metals Only PCBs Only Initial: WB

CUSTODY SEALS INTACT:

Cooler _____ No (Not Intact) Not Present N/A Initial: WB

Sample _____ No (Not Intact) Not Present Initial: WB

SAMPLE CONDITION:

	Yes	No	N/A
Chain-Of-Custody (COC) document(s) received with samples.....	<input checked="" type="checkbox"/>	<input type="checkbox"/>	<input type="checkbox"/>
COC document(s) received complete.....	<input checked="" type="checkbox"/>	<input type="checkbox"/>	<input type="checkbox"/>
Sampler's name indicated on COC.....	<input checked="" type="checkbox"/>	<input type="checkbox"/>	<input type="checkbox"/>
Sample container label(s) consistent with COC.....	<input type="checkbox"/>	<input checked="" type="checkbox"/>	<input type="checkbox"/>
Sample container(s) intact and good condition.....	<input checked="" type="checkbox"/>	<input type="checkbox"/>	<input type="checkbox"/>
Correct containers and volume for analyses requested.....	<input checked="" type="checkbox"/>	<input type="checkbox"/>	<input type="checkbox"/>
Analyses received within holding time.....	<input checked="" type="checkbox"/>	<input type="checkbox"/>	<input type="checkbox"/>
Proper preservation noted on COC or sample container.....	<input checked="" type="checkbox"/>	<input type="checkbox"/>	<input type="checkbox"/>
Volatile analysis container(s) free of headspace.....	<input checked="" type="checkbox"/>	<input type="checkbox"/>	<input type="checkbox"/>
Tedlar bag(s) free of condensation.....	<input type="checkbox"/>	<input type="checkbox"/>	<input checked="" type="checkbox"/>

CONTAINER TYPE:

Solid: 4ozCGJ 8ozCGJ 16ozCGJ Sleeve EnCores® TerraCores® _____

Water: VOA VOA⁽³⁾h VOAna₂ 125AGB 125AGBh 125AGBpo₄ 1AGB 1AGBna₂

1AGBs 500AGB 500AGBs 250CGB 250CGBs 1PB 500PB 500PBna 250PB

250PBn 125PB 125PBzanna 100PBsterile 100PBna₂ _____ _____ _____

Air: Tedlar® Summa® _____


Container: C:Clear A:Amber P:Poly/Plastic G:Glass J:Jar B: Bottle

Preservative: h:HCL n:HNO₃ na₂:Na₂S₂O₃ na:NaOH po₄:H₃PO₄ s:H₂SO₄ zanna:ZnAc₂+NaOH

Checked/Labeled by: KW

Reviewed by: JSC

Scanned by: JSC



WORK ORDER #: 09-02-0821

SAMPLE ANOMALY FORM

CHAIN OF CUSTODY (COC):

Not relinquished by client – no signature

No date/time relinquished

COC not received with samples – notify PM

Incomplete information regarding samples, tests, etc.

Comments:

SAMPLES - CONTAINERS & LABELS:

Samples NOT RECEIVED but listed on COC

Samples received but NOT LISTED on COC

Holding time expired – list sample ID(s) and test

Insufficient quantities for analysis – list test

Improper container(s) used – list test

No preservative noted on label – list test and notify lab

Sample labels illegible – note test/container type

Sample labels do not match COC – Note in comments

Sample ID

Date and Time Collected

Project Information

of containers

Sample containers compromised – Note in comments

Leaking

Broken

Without Labels

Other: _____

Comments:

(-3 to -6) Received 6 containers (1 LAGB, (2) 500 ALB, and 3 vials) instead of 5 on COC

HEADSPACE – Containers with Bubble > 6mm or 1/4 inch:

Sample #	Container ID(s)	# of Vials Received	Sample #	Container ID(s)	# of Vials Received	Sample #	Container ID(s)	# of RSK or CO ₂ or DO or Organic Lead Received

Comments: _____

Initial / Date EW / 02-07-09

WELL GAUGING DATA

Project # 090205-JP2 Date 2/5/09 Client SHELL

Site 6039 COLLEGE AVE, OAKLAND, CA

Well ID	Time	Well Size (in.)	Sheen / Odor	Depth to Immiscible Liquid (ft.)	Thickness of Immiscible Liquid (ft.)	Volume of Immiscibles Removed (ml)	Depth to water (ft.)	Depth to well bottom (ft.)	Survey Point: TOB or TOC	Notes
MW-1	1005	4					18.21	24.37		
MW-2	1015	4					17.22	24.39		
MW-3	1020	4					16.10	24.69		
MW-4	1025	4					16.98	24.35		
MW-5	1030	4					15.10	28.53		
MW-6	1010 1340	4 4 2" 1.5"					16.17 14.72	34.14 24.11		
MW-7	1010	4					16.17	34.14		
* UNABLE TO ACCESS MW-6 UNTIL 1340 - CAR PARKED ON WELL										

SHELL WELL MONITORING DATA SHEET

BTS #: 090205-JPZ	Site: 6039 COLLEGE, OAKLAND, CA
Sampler: JP	Date: 2/5/09
Well I.D.: NW-1	Well Diameter: 2 3 <u>4</u> 6 8
Total Well Depth (TD): 24.37	Depth to Water (DTW): 18.21
Depth to Free Product:	Thickness of Free Product (feet):
Referenced to: <u>PVC</u> Grade	D.O. Meter (if req'd): YSI HACH
DTW with 80% Recharge [(Height of Water Column x 0.20) + DTW]: 19.41	

Purge Method: Bailer Watera Sampling Method: Bailer
 Disposable Bailer Peristaltic Disposable Bailer
 Positive Air Displacement Extraction Pump Extraction Port
 Electric Submersible Other _____ Dedicated Tubing
 Other: _____

$\underline{4.5} \text{ (Gals.)} \times \underline{3} = \underline{13.5} \text{ Gals.}$ I Case Volume Specified Volumes Calculated Volume	<table border="1" style="width: 100%; border-collapse: collapse; font-size: small;"> <thead> <tr> <th>Well Diameter</th> <th>Multiplier</th> <th>Well Diameter</th> <th>Multiplier</th> </tr> </thead> <tbody> <tr> <td>1"</td> <td>0.04</td> <td>4"</td> <td>0.65</td> </tr> <tr> <td>2"</td> <td>0.16</td> <td>6"</td> <td>1.47</td> </tr> <tr> <td>3"</td> <td>0.37</td> <td>Other</td> <td>radius² * 0.163</td> </tr> </tbody> </table>	Well Diameter	Multiplier	Well Diameter	Multiplier	1"	0.04	4"	0.65	2"	0.16	6"	1.47	3"	0.37	Other	radius ² * 0.163
Well Diameter	Multiplier	Well Diameter	Multiplier														
1"	0.04	4"	0.65														
2"	0.16	6"	1.47														
3"	0.37	Other	radius ² * 0.163														

Time	Temp (°F)	pH	Cond. (mS or <u>µS</u>)	Turbidity (NTUs)	Gals. Removed	Observations
1152 1052	64.0	7.92	469.9	166	4.5	
1153 1053	65.5	7.12	460.3	897	9.0	
1054	65.7	6.85	473.3	7100	13.5	

Did well dewater? Yes <input type="checkbox"/> No <input checked="" type="checkbox"/>	Gallons actually evacuated: 13.5
Sampling Date: 2/5/09	Sampling Time: 1105 Depth to Water: 18.51
Sample I.D.: NW-1	Laboratory: <u>CalScience</u> Columbia Other _____
Analyzed for: TPH-G BTEX MTBE TPH-D Oxygenates (5) Other: <u>SEE COL</u>	
EB I.D. (if applicable): _____ @ _____ Time	Duplicate I.D. (if applicable): _____
Analyzed for: TPH-G BTEX MTBE TPH-D Oxygenates (5) Other: _____	
D.O. (if req'd): Pre-purge: _____ mg/L	Post-purge: _____ mg/L
O.R.P. (if req'd): Pre-purge: _____ mV	Post-purge: _____ mV

SHEL WELL MONITORING DATA SHEET

BTS #: <u>090205-JP2</u>	Site: <u>6039 COLLEGE AVE, OAKLAND, CA</u>
Sampler: <u>SP</u>	Date: <u>2/5/09</u>
Well I.D.: <u>MW-2</u>	Well Diameter: 2 3 <u>4</u> 6 8 _____
Total Well Depth (TD): <u>24.39</u>	Depth to Water (DTW): <u>17.22</u>
Depth to Free Product:	Thickness of Free Product (feet):
Referenced to: <u>PVC</u> Grade	D.O. Meter (if req'd): YSI HACH
DTW with 80% Recharge [(Height of Water Column x 0.20) + DTW]: <u>19.59</u>	

Purge Method: Bailer Disposable Bailer Positive Air Displacement <input checked="" type="checkbox"/> Electric Submersible	Waterra Peristaltic Extraction Pump Other _____	Sampling Method: <input checked="" type="checkbox"/> Bailer Disposable Bailer Extraction Port Dedicated Tubing Other: _____
---	--	---

$\underline{5.0} \text{ (Gals.)} \times \underline{3} = \underline{15.0} \text{ Gals.}$ I Case Volume Specified Volumes Calculated Volume	<table border="1" style="width: 100%; border-collapse: collapse; font-size: small;"> <thead> <tr> <th>Well Diameter</th> <th>Multiplier</th> <th>Well Diameter</th> <th>Multiplier</th> </tr> </thead> <tbody> <tr> <td>1"</td> <td>0.04</td> <td>4"</td> <td>0.65</td> </tr> <tr> <td>2"</td> <td>0.16</td> <td>6"</td> <td>1.47</td> </tr> <tr> <td>3"</td> <td>0.37</td> <td>Other</td> <td>radius² * 0.163</td> </tr> </tbody> </table>	Well Diameter	Multiplier	Well Diameter	Multiplier	1"	0.04	4"	0.65	2"	0.16	6"	1.47	3"	0.37	Other	radius ² * 0.163
Well Diameter	Multiplier	Well Diameter	Multiplier														
1"	0.04	4"	0.65														
2"	0.16	6"	1.47														
3"	0.37	Other	radius ² * 0.163														

Time	Temp (°F)	pH	Cond. (mS or <u>µS</u>)	Turbidity (NTUs)	Gals. Removed	Observations
1124	63.8	7.70	379.8	35	5.0	
1125	64.6	6.77	387.6	103	10.0	
1126	65.0	6.72	368.2	181	15.0	

Did well dewater? Yes <input checked="" type="checkbox"/> No	Gallons actually evacuated: <u>15.0</u>		
Sampling Date: <u>2/5/09</u>	Sampling Time: <u>1135</u>	Depth to Water: <u>18.25</u>	
Sample I.D.: <u>MW-2</u>	Laboratory: <u>CalScience</u> Columbia Other _____		
Analyzed for: TPH-G BTEX MTBE TPH-D Oxygenates (5)	Other: <u>SEE COL</u>		
EB I.D. (if applicable): @ Time	Duplicate I.D. (if applicable):		
Analyzed for: TPH-G BTEX MTBE TPH-D Oxygenates (5)	Other:		
D.O. (if req'd): Pre-purge:	mg/L	Post-purge:	mg/L
O.R.P. (if req'd): Pre-purge:	mV	Post-purge:	mV

SHELL WELL MONITORING DATA SHEET

BTS #: 090205-JP2	Site: 6039 COLLEGE OAKLAND, CA
Sampler: JP	Date: 2/5/09
Well I.D.: MW-3	Well Diameter: 2 3 4 6 8 ____
Total Well Depth (TD): 24.69	Depth to Water (DTW): 16.10
Depth to Free Product:	Thickness of Free Product (feet):
Referenced to: PVO Grade	D.O. Meter (if req'd): YSI HACH
DTW with 80% Recharge [(Height of Water Column x 0.20) + DTW]: 17.18	

Purge Method: Bailer Waterra Sampling Method: **X** Bailer
 Disposable Bailer Peristaltic Disposable Bailer
 Positive Air Displacement Extraction Pump Extraction Port
X Electric Submersible Other _____ Dedicated Tubing
 Other: _____

$\underline{6.0} \text{ (Gals.)} \times \underline{3} = \underline{18.0} \text{ Gals.}$ I Case Volume Specified Volumes Calculated Volume	<table border="1" style="width: 100%; border-collapse: collapse; font-size: small;"> <thead> <tr> <th>Well Diameter</th> <th>Multiplier</th> <th>Well Diameter</th> <th>Multiplier</th> </tr> </thead> <tbody> <tr> <td>1"</td> <td>0.04</td> <td>4"</td> <td>0.65</td> </tr> <tr> <td>2"</td> <td>0.16</td> <td>6"</td> <td>1.47</td> </tr> <tr> <td>3"</td> <td>0.37</td> <td>Other</td> <td>radius² * 0.163</td> </tr> </tbody> </table>	Well Diameter	Multiplier	Well Diameter	Multiplier	1"	0.04	4"	0.65	2"	0.16	6"	1.47	3"	0.37	Other	radius ² * 0.163
Well Diameter	Multiplier	Well Diameter	Multiplier														
1"	0.04	4"	0.65														
2"	0.16	6"	1.47														
3"	0.37	Other	radius ² * 0.163														

Time	Temp (°F)	pH	Cond. (mS or μ S)	Turbidity (NTUs)	Gals. Removed	Observations
1420	64.4	6.99	486.3	153	6.0	
1421	65.2	6.55	514.1	45	12.0	
1422	65.4	6.58	501.8	30	18.0	

Did well dewater? Yes No Gallons actually evacuated: **18.0**

Sampling Date: **2/5/09** Sampling Time: **1445** Depth to Water: **16.45**

Sample I.D.: **MW-3** Laboratory: **CalScience** Columbia Other _____

Analyzed for: TPH-G BTEX MTBE TPH-D Oxygenates (5) Other: **SEE COL**

EB I.D. (if applicable): @ _____ Time Duplicate I.D. (if applicable): _____

Analyzed for: TPH-G BTEX MTBE TPH-D Oxygenates (5) Other: _____

D.O. (if req'd): Pre-purge: _____ mg/L	Post-purge: _____ mg/L
O.R.P. (if req'd): Pre-purge: _____ mV	Post-purge: _____ mV

SHEL WELL MONITORING DATA SHEET

BTS #: <u>090205-1P2</u>	Site: <u>6089 COLLEGE OAKLAND, CA</u>
Sampler: <u>JP</u>	Date: <u>2/5/09</u>
Well I.D.: <u>NW-4</u>	Well Diameter: 2 3 <u>4</u> 6 8 _____
Total Well Depth (TD): <u>24.35</u>	Depth to Water (DTW): <u>16.98</u>
Depth to Free Product:	Thickness of Free Product (feet):
Referenced to: <u>PVC</u> Grade	D.O. Meter (if req'd): YSI HACH
DTW with 80% Recharge [(Height of Water Column x 0.20) + DTW]: <u>18.47</u>	

Purge Method: Bailer Water Sampling Method: Bailer
 Disposable Bailer Peristaltic Disposable Bailer
 Positive Air Displacement Extraction Pump Extraction Port
 Electric Submersible Other _____ Dedicated Tubing
 Other: _____

<u>5.0</u> (Gals.) X	<u>3</u>	<u>= 15.0</u> Gals.
1 Case Volume	Specified Volumes	Calculated Volume

Well Diameter	Multiplier	Well Diameter	Multiplier
1"	0.04	4"	0.65
2"	0.16	6"	1.47
3"	0.37	Other	radius ² * 0.163

Time	Temp (°F)	pH	Cond. (mS or <u>µS</u>)	Turbidity (NTUs)	Gals. Removed	Observations
<u>1433</u>	<u>63.9</u>	<u>6.86</u>	<u>429.5</u>	<u>28</u>	<u>5.0</u>	<u>ODOR/SWEEN</u>
<u>1434</u>	<u>64.6</u>	<u>6.55</u>	<u>449.7</u>	<u>38</u>	<u>10.0</u>	" "
<u>1435</u>	<u>64.8</u>	<u>6.61</u>	<u>431.7</u>	<u>47</u>	<u>15.0</u>	" "

Did well dewater? Yes- No- Gallons actually evacuated: 150

Sampling Date: 2/5/09 Sampling Time: 1500 ~~1400~~ Depth to Water: 17.53

Sample I.D.: MW-4 Laboratory: CalScience Columbia Other _____

Analyzed for: TPH-G BTEX MTBE TPH-D Oxygenates (5) Other: SEE LOG

EB I.D. (if applicable): @ _____ Duplicate I.D. (if applicable): _____

Analyzed for: TPH-G BTEX MTBE TPH-D Oxygenates (5) Other: _____

D.O. (if req'd):	Pre-purge:	mg/L	Post-purge:	mg/L
O.R.P. (if req'd):	Pre-purge:	mV	Post-purge:	mV

SHELL WELL MONITORING DATA SHEET

BTS #: 0910205-JP2	Site: 6039 COLLEGE, OAKLAND, CA
Sampler: JP	Date: 2/5/09
Well I.D.: MW-5	Well Diameter: 2 3 <u>4</u> 6 8
Total Well Depth (TD): 28.53	Depth to Water (DTW): 15.10
Depth to Free Product:	Thickness of Free Product (feet):
Referenced to: <u>PVC</u> Grade	D.O. Meter (if req'd): YSI HACH
DTW with 80% Recharge [(Height of Water Column x 0.20) + DTW]: 17.19	

Purge Method: Bailer	WATERRA	Sampling Method: <input checked="" type="checkbox"/> Bailer
Disposable Bailer	Peristaltic	Disposable Bailer
Positive Air Displacement	Extraction Pump	Extraction Port
<input checked="" type="checkbox"/> Electric Submersible	Other _____	Dedicated Tubing
		Other: _____

9.0 (Gals.) X	3	= 18.0 ^{27.0} Gals.
I Case Volume	Specified Volumes	Calculated Volume

Well Diameter	Multiplier	Well Diameter	Multiplier
1"	0.04	4"	0.65
2"	0.16	6"	1.47
3"	0.37	Other	radius ² * 0.163

Time	Temp (°F)	pH	Cond. (mS or <u>µS</u>)	Turbidity (NTUs)	Gals. Removed	Observations
1158	64.3	7.19	423.4	77	9.0	
1159	65.0	6.71	421.1	58	18.0	
1200	65.3	6.65	419.7	41	27.0	

Did well dewater? Yes No Gallons actually evacuated: 27.0

Sampling Date: 2/5/09 Sampling Time: 1210 Depth to Water: 15.38

Sample I.D.: MW-5 Laboratory: CalScience Columbia Other _____

Analyzed for: TPH-G BTEX MTBE TPH-D Oxygenates (5) Other: SEE COL

EB I.D. (if applicable): @ Time Duplicate I.D. (if applicable):

Analyzed for: TPH-G BTEX MTBE TPH-D Oxygenates (5) Other:

D.O. (if req'd):	Pre-purge:	mg/L	Post-purge:	mg/L
O.R.P. (if req'd):	Pre-purge:	mV	Post-purge:	mV

SHELL WELL MONITORING DATA SHEET

BTS #: 090205-JP2	Site: 6039 COLLEGE, OAKLAND, CA
Sampler: JP	Date: 2/5/09
Well I.D.: MW-6	Well Diameter: (2) 3 4 6 8 _____
Total Well Depth (TD): 24.11	Depth to Water (DTW): 14.72
Depth to Free Product:	Thickness of Free Product (feet):
Referenced to: PVC Grade	D.O. Meter (if req'd): YSI HACH
DTW with 80% Recharge [(Height of Water Column x 0.20) + DTW]: 16.60	

Purge Method: <input checked="" type="checkbox"/> Bailer	Watertra	Sampling Method: <input checked="" type="checkbox"/> Bailer
Disposible Bailer	Peristaltic	Disposible Bailer
Positive Air Displacement	Extraction Pump	Extraction Port
Electric Submersible	Other _____	Dedicated Tubing
		Other: _____

1.5 (Gals.) X	3	= 4.5 Gals.
I Case Volume	Specified Volumes	Calculated Volume

Well Diameter	Multiplier	Well Diameter	Multiplier
1"	0.04	4"	0.65
2"	0.16	6"	1.47
3"	0.37	Other	radius ² * 0.163

Time	Temp (°F)	pH	Cond. (mS or μ S)	Turbidity (NTUs)	Gals. Removed	Observations
1352	64.5	6.91	562.6	145	1.5	Brown/clear
1355	65.4	6.68	567.5	259	3.0	" "
1358	65.4	6.67	566.1	321	4.5	" "

Did well dewater? Yes No Gallons actually evacuated: 4.5

Sampling Date: 2/5/09 Sampling Time: 1405 Depth to Water: 1480

Sample I.D.: MW-6 Laboratory: CalScience Columbia Other _____

Analyzed for: TPH-G BTEX MTBE TPH-D Oxygenates (5) Other: SEE CO2

EB I.D. (if applicable): @ Time Duplicate I.D. (if applicable):

Analyzed for: TPH-G BTEX MTBE TPH-D Oxygenates (5) Other:

D.O. (if req'd):	Pre-purge:	mg/L	Post-purge:	mg/L
O.R.P. (if req'd):	Pre-purge:	mV	Post-purge:	mV

SHEL WELL MONITORING DATA SHEET

BTS #: 090205-JP2	Site: 6039 COLLEGE, OAKLAND, CA
Sampler: JP	Date: 2/5/09
Well I.D.: MW-7	Well Diameter: 2 3 4 6 8 _____
Total Well Depth (TD): 34.14	Depth to Water (DTW): 16.17
Depth to Free Product:	Thickness of Free Product (feet):
Referenced to: PVC Grade	D.O. Meter (if req'd): YSI HACH
DTW with 80% Recharge [(Height of Water Column x 0.20) + DTW]: 19.76	

Purge Method: Bailer Disposable Bailer Positive Air Displacement <input checked="" type="checkbox"/> Electric Submersible	Waterra Peristaltic Extraction Pump Other _____	Sampling Method: <input checked="" type="checkbox"/> Bailer Disposable Bailer Extraction Port Dedicated Tubing Other: _____
--	--	---

12.0 (Gals.) X	3 Specified Volumes	= 36.0 Gals. Calculated Volume
-----------------------	----------------------------	---------------------------------------

Well Diameter	Multiplier	Well Diameter	Multiplier
1"	0.04	4"	0.65
2"	0.16	6"	1.47
3"	0.37	Other	radius ² * 0.163

Time	Temp (°F)	pH	Cond. (mS or <u>µS</u>)	Turbidity (NTUs)	Gals. Removed	Observations
1234	65.2	7.32	482.5	85	12.0	
1236	65.8	6.69	479.1	77	24.0	
1238	65.9	6.60	477.4	66	36.0	

Did well dewater? Yes <input type="checkbox"/> No Gallons actually evacuated: 36.0
Sampling Date: 2/5/09 Sampling Time: 1245 Depth to Water: 17.47
Sample I.D.: MW-7 Laboratory: CalScience Columbia Other _____
Analyzed for: TPH-G BTEX MTBE TPH-D Oxygenates (5) Other: SEE CDL
EB I.D. (if applicable): @ Time Duplicate I.D. (if applicable):
Analyzed for: TPH-G BTEX MTBE TPH-D Oxygenates (5) Other:
D.O. (if req'd): Pre-purge: _____ mg/L Post-purge: _____ mg/L
O.R.P. (if req'd): Pre-purge: _____ mV Post-purge: _____ mV

SHELL SITE INSPECTION CHECKLIST

Client Shell Date 1-14-09
 Site Address 6039 College Ave.
 Job Number 090114-ECZ Technician EC
 Site Status Shell Branded Station Vacant Lot Other _____

- | | | |
|---|-------------------------------------|---|
| Inspected / Labeled / Cleaned - all wells on Scope Of Work | <input checked="" type="checkbox"/> | |
| Inspected / Cleaned Components - all other identifiable wells | <input checked="" type="checkbox"/> | N/A |
| Inspected site for site investigation & site remediation related trip hazards | <input checked="" type="checkbox"/> | |
| Completed all outstanding <i>BLAINE Wellhead Repair Order(s)</i> | <input checked="" type="checkbox"/> | N/A |
| Completed <i>Shell Wellhead Repair Form(s)</i> | <input checked="" type="checkbox"/> | N/A |
| Inspected treatment / remediation system compound for security, cleanliness and appearance | <input type="checkbox"/> | N/A |
| Inspected vacant lot for signs of habitation, hazardous materials or terrain, overgrown vegetation and security | <input type="checkbox"/> | N/A |
| Visually inspected site drums for condition and proper labeling | <input checked="" type="checkbox"/> | N/A |
| Unresolved deficiencies identified - " <i>Notice of Deficient Condition</i> " form(s) completed | <input type="checkbox"/> | N/A |

Notes _____

PROJECT MANAGER ONLY

Checklist Reviewed W 1/15/09 Notes _____
Initial/Date

SHELL WELLHEAD REPAIR FORM

(FOR REPAIR TECHNICIAN)

Site Address 6039 College Ave. Date 1-14-09
 Job Number 090114-EC2 Technician EC Page 1 of 1

Inspection Point (Well ID or description of location)	Well Inspected, Cleaned, Labeled - No Further Corrective Action Required	Replaced Cap	Replaced Lock	Replaced Lid Seal	Check Indicates deficiency										All Repairs Completed	Remaining Deficiencies Logged onto BLAINE Repair Order	Remaining Deficiencies Logged onto Notice of Deficient Condition - BLAINE Unable to Repair		
					Casing	Annular Seal	Tabs / Bolts	Box Structure	Apron	Trip Hazard	Below Grade	Not Securable by Design (12" diameter or less)	Lid not marked with words "MONITORING WELL"	Other Deficiency				Not Securable by Design (greater than 12" diameter)	Well Not Inspected (explain in notes)
MW-1				X			X										X		
	Notes:																		
	Well box type / size: <u>12" EMCO</u> Materials used: <u>RS, 2rt, 2b</u>																		
MW-2				X			X										X		
	Notes:																		
	Well box type / size: <u>12" EMCO</u> Materials used: <u>RS, 2rt, 2b</u>																		
MW-3				X			X										X		
	Notes:																		
	Well box type / size: <u>12" EMCO</u> Materials used: <u>RS, 2rt, 2b</u>																		
MW-4				X			X										X		
	Notes:																		
	Well box type / size: <u>12" EMCO</u> Materials used: <u>RS, 2rt, 2b</u>																		
MW-5				X			X										X		
	Notes:																		
	Well box type / size: <u>12" EMCO</u> Materials used: <u>RS, 2rt</u>																		
MW-6				X			X										X		
	Notes:																		
	Well box type / size: <u>8" Universal</u> Materials used: <u>Shell, 3bolt, RS</u>																		
MW-7				X			X										X		
	Notes:																		
	Well box type / size: <u>12" EMCO</u> Materials used: <u>RS, 2rt, 2b</u>																		

SHELL WELLHEAD INSPECTION FORM

(FOR SAMPLE TECHNICIAN)

Site Address 6039 COLLEGE AVE OAKLAND, CA Date 2/5/09

Job Number C90205-JP2 Technician J. PARKER Page 1 of 1

Well ID	Well Inspected - No Corrective Action Required	Well Box Meets Compliance Requirements *See Below	Water Bailed From Wellbox	Cap Replaced	Lock Replaced	Well Not Inspected (explain in notes)	New Deficiency Identified	Previously Identified Deficiency Persists	Notes
MW-1	X	X							
MW-2	X	X							
MW-3	X	X							
MW-4	X	X							BOX BELOW GRADE IN DIET
MW-5	X	X							
MW-6	X	X							
MW-7	X	X							

*Well box must meet all three criteria to be compliant: 1) WELL IS SECURABLE BY DESIGN (12" or less) 2) WELL IS MARKED WITH THE WORDS "MONITORING WELL" (12" or less) 3) WELL TAG IS PRESENT, SECURE, AND CORRECT

Notes: _____