



RECEIVED

1:42 pm, Aug 15, 2007

Alameda County
Environmental Health

Denis L. Brown

Jerry Wickham
Alameda County Health Care Services Agency
1131 Harbor Bay Parkway, Suite 250
Alameda, California 94502-6577

Shell Oil Products US
HSE – Environmental Services
20945 S. Wilmington Ave.
Carson, CA 90810-1039
Tel (707) 865 0251
Fax (707) 865 2542
Email denis.l.brown@shell.com

Re: Shell-branded Service Station
6039 College Avenue
Oakland, California
SAP Code 135685
Incident No. 98995745
ACHCSA Case No. RO0000469

Dear Mr. Wickham:

The attached document is provided for your review and comment. Upon information and belief, I declare, under penalty of perjury, that the information contained in the attached document is true and correct.

If you have any questions or concerns, please call me at (707) 865-0251.

Sincerely,

A handwritten signature in black ink, appearing to read "Denis L. Brown", is written over a horizontal line.

Denis L. Brown
Project Manager



**CONESTOGA-ROVERS
& ASSOCIATES**

19449 Riverside Drive, Suite 230, Sonoma, California 95476
Telephone: 707-935-4850 Facsimile: 707-935-6649
www.CRAworld.com

August 15, 2007

Mr. Jerry Wickham
Alameda County Health Care Services Agency
1131 Harbor Bay Parkway, Suite 250
Alameda, California 94502-6577

Re: **Groundwater Monitoring Report – Second Quarter 2007**
Shell-branded Service Station
6039 College Avenue
Oakland, California
SAP Code 135685
Incident No. 98995745
ACHCSA No. RO0000469

Dear Mr. Wickham:


Conestoga-Rovers & Associates (CRA) prepared this report on behalf of Equilon Enterprises LLC dba Shell Oil Products US (Shell) in accordance with the quarterly reporting requirements of 23 CCR 2652d.

If you have any questions regarding the contents of this document, please call Dennis Baertschi at (707) 268-3813.

Sincerely,
Conestoga-Rovers & Associates

Dennis Baertschi
Project Manager

Ana Friel, PG



Enclosure: Groundwater Monitoring Report – Second Quarter 2007

cc: Mr. Denis Brown, Shell Oil Products US, 20945 S. Wilmington Ave., Carson, CA 90810
Mr. Russell J. Bruzzone, Inc., 899 Hope Lane, Lafayette, CA 94549
Montrose Investment Co., Attn: Jim Graham, 242 Rivera Circle, Greenbrae Marina, Larkspur, CA 94939
Claremont Enterprises, Attn: Miriam Clark, 6013 Auburn Ave., Oakland, CA 94618

Equal
Employment
Opportunity Employer



**CONESTOGA-ROVERS
& ASSOCIATES**

Mr. Jerry Wickham
August 15, 2007

GROUNDWATER MONITORING REPORT – SECOND QUARTER 2007

Site Address	<u>6039 College Avenue, Oakland</u>
Site Use	<u>Shell-branded Service Station</u>
Shell Project Manager	<u>Denis Brown</u>
Consultant and Contact Person	<u>CRA, Dennis Baertschi</u>
Lead Agency and Contact	<u>ACHCSA, Jerry Wickham</u>
Agency Case No.	<u>RO0000469</u>
Shell SAP Code	<u>135685</u>
Shell Incident No.	<u>98995745</u>
Date of Most Recent Agency Correspondence	<u>September 22, 2006</u>

Current Quarter's Activities

1. Blaine Tech Services, Inc. (Blaine) gauged and sampled wells according to the established monitoring program for this site.
2. CRA prepared a vicinity map (Figure 1) and a groundwater contour and chemical concentration map (Figure 2). The Blaine report, presenting the analytical data, is included in Attachment A.

Current Quarter's Findings

Groundwater Flow Direction	<u>Southwesterly</u>
Hydraulic Gradient	<u>0.01</u>
Depth to Water	<u>13.40 to 16.85 feet below top of well casing</u>

Proposed Activities for Next Quarter

1. Blaine will gauge and sample wells during the second month of the quarter, according to the established monitoring program for this site, and CRA will prepare a report.



**CONESTOGA-ROVERS
& ASSOCIATES**

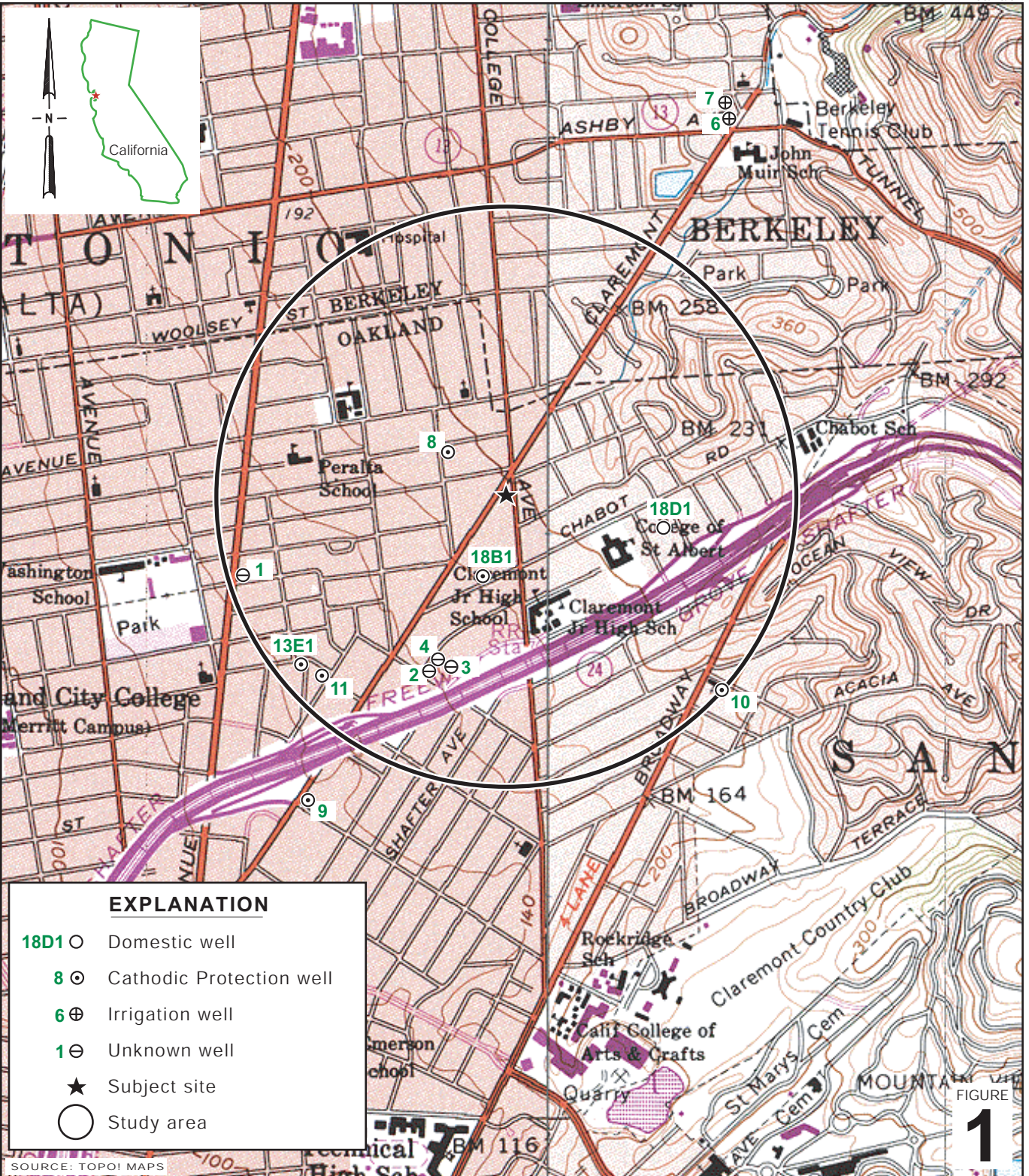
Mr. Jerry Wickham
August 15, 2007

Figures: 1 - Vicinity Map
 2 - Groundwater Contour and Chemical Concentration Map

Attachment: A - Blaine Tech Services, Inc. - Groundwater Monitoring Report

Conestoga-Rovers & Associates (CRA) prepared this document for use by our client and appropriate regulatory agencies. It is based partially on information available to CRA from outside sources and/or in the public domain, and partially on information supplied by CRA and its subcontractors. CRA makes no warranty or guarantee, expressed or implied, included or intended in this document, with respect to the accuracy of information obtained from these outside sources or the public domain, or any conclusions or recommendations based on information that was not independently verified by CRA. This document represents the best professional judgment of CRA. None of the work performed hereunder constitutes or shall be represented as a legal opinion of any kind or nature.

I:\Sonoma.Shell\Oakland 6039 College\QM\2007\2Q07\Text 6039 College 2Q07.doc



I:\SONOMA_SHELL\OAKLAND 6039 COLLEGE\FIGURES\VICINITY.A1

SOURCE: TOPOI MAPS

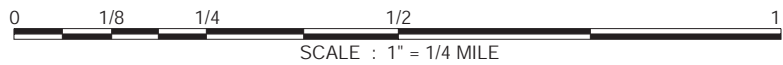


FIGURE 1

Shell-branded Service Station
 6039 College Avenue
 Oakland, California



**CONESTOGA-ROVERS
 & ASSOCIATES**

Vicinity Map

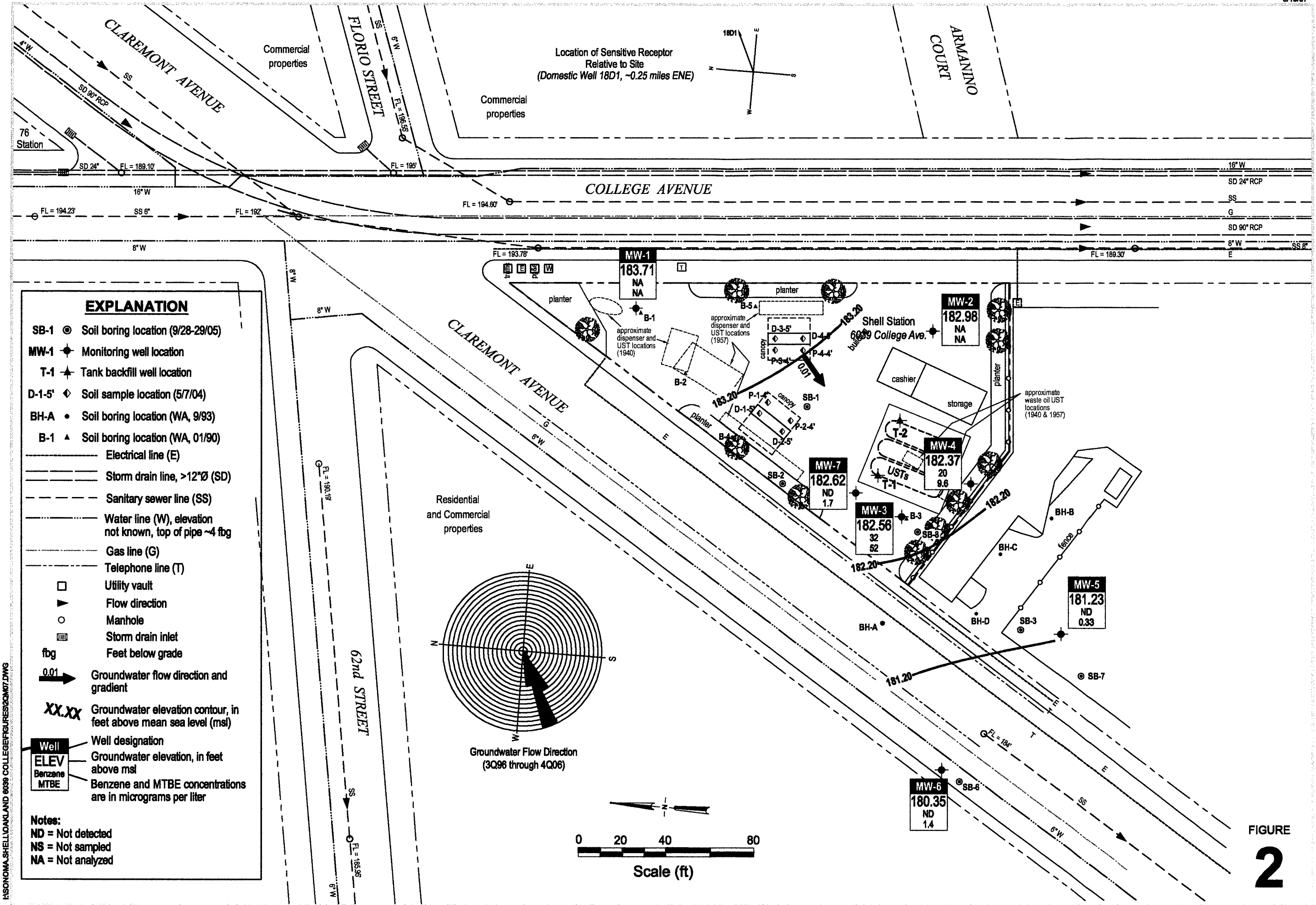


FIGURE 2

Groundwater Contour and Chemical Concentration Map



Shell-branded Service Station
6039 College Avenue
Oakland, California

May 29, 2007

\\SONOMA-SHELL\OAKLAND\6039 COLLEGE\FIGURES\20M07.DWG

Attachment A

**Blaine Tech Services, Inc.
Groundwater Monitoring Report**

BLAINE
TECH SERVICES INC.

GROUNDWATER SAMPLING SPECIALISTS
SINCE 1985

June 25, 2007

Denis Brown
Shell Oil Products US
20945 South Wilmington Avenue
Carson, CA 90810

Second Quarter 2007 Groundwater Monitoring at
Shell-branded Service Station
6039 College Avenue
Oakland, CA

Monitoring performed on May 29, 2007

Groundwater Monitoring Report **070529-DW-3**

This report covers the routine monitoring of groundwater wells at this Shell-branded facility. In accordance with standard procedures that conform to Regional Water Quality Control Board requirements, routine field data collection includes depth to water, total well depth, thickness of any separate immiscible layer, water column volume, calculated purge volume (if applicable), elapsed evacuation time (if applicable), total volume of water removed (if applicable), and standard water parameter instrument readings. Sample material is collected, contained, stored, and transported to the laboratory in conformance with EPA standards. Purgewater (if applicable) is, likewise, collected and transported to the Martinez Refining Company.

Basic field information is presented alongside analytical values excerpted from the laboratory report in the cumulative table of **WELL CONCENTRATIONS**. The full analytical report for the most recent samples and the field data sheets are attached to this report.

At a minimum, Blaine Tech Services, Inc. field personnel are certified on completion of a forty-hour Hazardous Materials and Emergency Response training course per 29 CFR 1910.120. Field personnel are also enrolled in annual eight-hour refresher courses.

Blaine Tech Services, Inc. conducts sampling and documentation assignments of this type as an independent third party. Our activities at this site consisted of objective data and sample collection only. No interpretation of analytical results, defining of hydrological conditions or formulation of recommendations was performed.

Please call if you have any questions.

Yours truly,

Mike Ninokata
Project Manager

MN/ks

attachments: Cumulative Table of WELL CONCENTRATIONS
Certified Analytical Report
Field Data Sheets

cc: Dennis Baertschi
Conestoga-Rovers & Associates
19449 Riverside Dr., Suite 230
Sonoma, CA 95476

WELL CONCENTRATIONS
Shell-branded Service Station
6039 College Avenue
Oakland, CA

Well ID	Date	TPPH (ug/L)	TEPH (ug/L)	B (ug/L)	T (ug/L)	E (ug/L)	X (ug/L)	MTBE 8020 (ug/L)	MTBE 8260 (ug/L)	DIPE (ug/L)	ETBE (ug/L)	TAME (ug/L)	TBA (ug/L)	1,2 DCA (ug/L)	EDB (ug/L)	Ethanol (ug/L)	TOC (MSL)	Depth to Water (ft.)	Depth to SPH (ft.)	GW Elevation (MSL)	SPH Thickness (ft.)	DO Reading (ppm)
MW-1	02/15/1990	95	650	ND	0.67	0.37	3.2	NA	NA	NA	NA	NA	NA	NA	NA	NA	195.89	17.73	NA	178.16	NA	NA
MW-1	04/19/1990	NA	NA	NA	NA	NA	NA	NA	NA	NA	NA	NA	NA	NA	NA	NA	195.89	18.51	NA	177.38	NA	NA
MW-1	05/14/1990	95	ND	0.7	0.57	0.71	3.5	NA	NA	NA	NA	NA	NA	NA	NA	NA	195.89	18.92	NA	176.97	NA	NA
MW-1	06/21/1990	NA	NA	NA	NA	NA	NA	NA	NA	NA	NA	NA	NA	NA	NA	NA	195.89	18.21	NA	177.68	NA	NA
MW-1	09/12/1990	ND	84	ND	ND	ND	ND	NA	NA	NA	NA	NA	NA	NA	NA	NA	195.89	19.81	NA	176.08	NA	NA
MW-1	11/27/1990	NA	NA	NA	NA	NA	NA	NA	NA	NA	NA	NA	NA	NA	NA	NA	195.89	20.39	NA	175.50	NA	NA
MW-1	03/08/1991	ND	50	ND	ND	ND	ND	NA	NA	NA	NA	NA	NA	NA	NA	NA	195.89	16.85	NA	179.04	NA	NA
MW-1	06/03/1991	ND	ND	ND	ND	ND	ND	NA	NA	NA	NA	NA	NA	NA	NA	NA	195.89	17.82	NA	178.07	NA	NA
MW-1	08/30/1991	16.85	520	ND	ND	ND	ND	NA	NA	NA	NA	NA	NA	NA	NA	NA	195.89	19.87	NA	176.02	NA	NA
MW-1	11/22/1991	<50	<50	<0.5	<0.5	<0.5	<0.5	NA	NA	NA	NA	NA	NA	NA	NA	NA	195.89	20.58	NA	175.31	NA	NA
MW-1	03/18/1992	<30	<50	<0.3	<0.3	<0.3	<0.3	NA	NA	NA	NA	NA	NA	NA	NA	NA	195.89	13.55	NA	182.34	NA	NA
MW-1	05/28/1992	<50	<50	<0.5	<0.5	<0.5	<0.5	NA	NA	NA	NA	NA	NA	NA	NA	NA	195.89	17.08	NA	178.81	NA	NA
MW-1	08/19/1992	<50	<50	<0.5	<0.5	<0.5	<0.5	NA	NA	NA	NA	NA	NA	NA	NA	NA	195.89	19.07	NA	176.82	NA	NA
MW-1	11/17/1992	<50	<50	<0.5	<0.5	<0.5	<0.5	NA	NA	NA	NA	NA	NA	NA	NA	NA	195.89	20.11	NA	175.78	NA	NA
MW-1	02/12/1993	<50	<50	<0.5	<0.5	<0.5	<0.5	NA	NA	NA	NA	NA	NA	NA	NA	NA	195.89	12.10	NA	183.79	NA	NA
MW-1	06/10/1993	<50	NA	<0.5	<0.5	<0.5	<0.5	NA	NA	NA	NA	NA	NA	NA	NA	NA	195.89	14.87	NA	181.02	NA	NA
MW-1	08/18/1993	<50	NA	<0.5	<0.5	<0.5	<0.5	NA	NA	NA	NA	NA	NA	NA	NA	NA	195.89	16.90	NA	178.99	NA	NA
MW-1	11/19/1993	<50	NA	<0.5	<0.5	<0.5	<0.5	NA	NA	NA	NA	NA	NA	NA	NA	NA	195.89	19.72	NA	176.17	NA	NA
MW-1	02/28/1994	<50	NA	<0.5	<0.5	<0.5	1.7	NA	NA	NA	NA	NA	NA	NA	NA	NA	195.89	15.08	NA	180.81	NA	NA
MW-1	05/04/1994	<50	NA	<0.5	<0.5	<0.5	<0.5	NA	NA	NA	NA	NA	NA	NA	NA	NA	195.89	17.20	NA	178.69	NA	NA
MW-1	08/10/1994	<50	NA	<0.5	<0.5	<0.5	<0.5	NA	NA	NA	NA	NA	NA	NA	NA	NA	195.89	18.76	NA	177.13	NA	NA
MW-1	11/08/1994	<50	NA	<0.5	<0.5	<0.5	<0.5	NA	NA	NA	NA	NA	NA	NA	NA	NA	195.89	16.00	NA	179.89	NA	NA
MW-1	02/01/1995	<50	NA	<0.5	<0.5	<0.5	<0.5	NA	NA	NA	NA	NA	NA	NA	NA	NA	195.89	10.18	NA	185.71	NA	NA
MW-1	05/10/1995	<50	NA	<0.5	<0.5	<0.5	<0.5	NA	NA	NA	NA	NA	NA	NA	NA	NA	195.89	11.88	NA	184.01	NA	NA
MW-1	08/24/1995	<50	NA	<0.5	<0.5	<0.5	<0.5	NA	NA	NA	NA	NA	NA	NA	NA	NA	195.89	15.60	NA	180.29	NA	NA
MW-1	11/10/1995	<50	NA	<0.5	<0.5	<0.5	<0.5	NA	NA	NA	NA	NA	NA	NA	NA	NA	195.89	18.24	NA	177.65	NA	NA
MW-1	02/24/1996	<50	NA	<0.5	<0.5	<0.5	<0.5	NA	NA	NA	NA	NA	NA	NA	NA	NA	195.89	9.88	NA	186.01	NA	NA
MW-1	05/22/1996	<50	NA	<0.5	<0.5	<0.5	<0.5	<2.5	NA	NA	NA	NA	NA	NA	NA	NA	195.89	12.24	NA	183.65	NA	NA
MW-1	08/19/1996	<50	NA	<0.5	<0.5	<0.5	<0.5	<2.5	NA	NA	NA	NA	NA	NA	NA	NA	195.89	15.86	NA	180.03	NA	NA
MW-1	12/05/1996	160	NA	7.3	8.2	5.5	23	<2.5	NA	NA	NA	NA	NA	NA	NA	NA	195.89	16.21	NA	179.68	NA	NA
MW-1	01/08/1997	<50	NA	<0.50	<0.50	<0.50	<0.50	<2.5	NA	NA	NA	NA	NA	NA	NA	NA	195.89	9.73	NA	186.16	NA	NA
MW-1	02/20/1997	<50	NA	<0.50	<0.50	<0.50	<0.50	<2.5	NA	NA	NA	NA	NA	NA	NA	NA	195.89	11.60	NA	184.29	NA	NA
MW-1	05/30/1997	NA	NA	NA	NA	NA	NA	NA	NA	NA	NA	NA	NA	NA	NA	NA	195.89	15.02	NA	180.87	NA	NA
MW-1	08/18/1997	NA	NA	NA	NA	NA	NA	NA	NA	NA	NA	NA	NA	NA	NA	NA	195.89	17.20	NA	178.69	NA	NA
MW-1	11/03/1997	NA	NA	NA	NA	NA	NA	NA	NA	NA	NA	NA	NA	NA	NA	NA	195.89	16.02	NA	179.87	NA	NA
MW-1	01/20/1998	NA	NA	NA	NA	NA	NA	NA	NA	NA	NA	NA	NA	NA	NA	NA	195.89	9.35	NA	186.54	NA	NA

WELL CONCENTRATIONS
Shell-branded Service Station
6039 College Avenue
Oakland, CA

Well ID	Date	TPPH (ug/L)	TEPH (ug/L)	B (ug/L)	T (ug/L)	E (ug/L)	X (ug/L)	MTBE 8020 (ug/L)	MTBE 8260 (ug/L)	DIPE (ug/L)	ETBE (ug/L)	TAME (ug/L)	TBA (ug/L)	1,2 DCA (ug/L)	EDB (ug/L)	Ethanol (ug/L)	TOC (MSL)	Depth to Water (ft.)	Depth to SPH (ft.)	GW Elevation (MSL)	SPH Thickness (ft.)	DO Reading (ppm)
MW-1	06/05/1998	NA	NA	NA	NA	NA	NA	NA	NA	NA	NA	NA	NA	NA	NA	NA	195.89	11.75	NA	184.14	NA	NA
MW-1	07/23/1998	NA	NA	NA	NA	NA	NA	NA	NA	NA	NA	NA	NA	NA	NA	NA	195.89	13.32	NA	182.57	NA	NA
MW-1	11/19/1998	NA	NA	NA	NA	NA	NA	NA	NA	NA	NA	NA	NA	NA	NA	NA	195.89	14.01	NA	181.88	NA	NA
MW-1	02/03/1999	NA	NA	NA	NA	NA	NA	NA	NA	NA	NA	NA	NA	NA	NA	NA	195.89	15.62	NA	180.27	NA	NA
MW-1	06/04/1999	NA	NA	NA	NA	NA	NA	NA	NA	NA	NA	NA	NA	NA	NA	NA	195.89	14.72	NA	181.17	NA	NA
MW-1	08/31/1999	NA	NA	NA	NA	NA	NA	NA	NA	NA	NA	NA	NA	NA	NA	NA	195.89	17.00	NA	178.89	NA	NA
MW-1	12/10/1999	NA	NA	NA	NA	NA	NA	NA	NA	NA	NA	NA	NA	NA	NA	NA	195.89	18.36	NA	177.53	NA	NA
MW-1	02/11/2000	NA	NA	NA	NA	NA	NA	NA	NA	NA	NA	NA	NA	NA	NA	NA	195.89	15.09	NA	180.80	NA	NA
MW-1	05/04/2000	NA	NA	NA	NA	NA	NA	NA	NA	NA	NA	NA	NA	NA	NA	NA	195.89	12.97	NA	182.92	NA	NA
MW-1	08/31/2000	NA	NA	NA	NA	NA	NA	NA	NA	NA	NA	NA	NA	NA	NA	NA	195.89	15.02	NA	180.87	NA	NA
MW-1	11/30/2000	NA	NA	NA	NA	NA	NA	NA	NA	NA	NA	NA	NA	NA	NA	NA	195.89	12.90	NA	182.99	NA	NA
MW-1	02/13/2001	NA	NA	NA	NA	NA	NA	NA	NA	NA	NA	NA	NA	NA	NA	NA	195.89	14.28	NA	181.61	NA	NA
MW-1	05/29/2001	NA	NA	NA	NA	NA	NA	NA	NA	NA	NA	NA	NA	NA	NA	NA	195.89	16.04	NA	179.85	NA	NA
MW-1	07/30/2001	NA	NA	NA	NA	NA	NA	NA	NA	NA	NA	NA	NA	NA	NA	NA	195.89	17.53	NA	178.36	NA	NA
MW-1	12/12/2001	NA	NA	NA	NA	NA	NA	NA	NA	NA	NA	NA	NA	NA	NA	NA	195.89	14.79	NA	181.10	NA	NA
MW-1	01/31/2002	<50	NA	<0.50	<0.50	<0.50	<0.50	NA	<5.0	NA	NA	NA	NA	NA	NA	NA	195.89	13.71	NA	182.18	NA	NA
MW-1	05/31/2002	NA	NA	NA	NA	NA	NA	NA	NA	NA	NA	NA	NA	NA	NA	NA	195.89	15.63	NA	180.26	NA	NA
MW-1	07/25/2002	NA	NA	NA	NA	NA	NA	NA	NA	NA	NA	NA	NA	NA	NA	NA	195.89	17.08	NA	178.81	NA	NA
MW-1	11/26/2002	NA	NA	NA	NA	NA	NA	NA	NA	NA	NA	NA	NA	NA	NA	NA	200.56	19.30	NA	181.26	NA	NA
MW-1	01/29/2003	<50	NA	<0.50	<0.50	<0.50	<0.50	NA	<5.0	NA	NA	NA	NA	NA	NA	NA	200.56	13.90	NA	186.66	NA	NA
MW-1	06/03/2003	NA	NA	NA	NA	NA	NA	NA	NA	NA	NA	NA	NA	NA	NA	NA	200.56	15.30	NA	185.26	NA	NA
MW-1	08/27/2003	NA	NA	NA	NA	NA	NA	NA	NA	NA	NA	NA	NA	NA	NA	NA	200.56	17.32	NA	183.24	NA	NA
MW-1	11/13/2003	NA	NA	NA	NA	NA	NA	NA	NA	NA	NA	NA	NA	NA	NA	NA	200.56	18.61	NA	181.95	NA	NA
MW-1	02/05/2004	<50	NA	<0.50	<0.50	<0.50	<1.0	NA	<0.50	NA	NA	NA	<5.0	NA	NA	NA	200.56	14.46	NA	186.10	NA	NA
MW-1	05/03/2004	NA	NA	NA	NA	NA	NA	NA	NA	NA	NA	NA	NA	NA	NA	NA	200.56	14.52	NA	186.04	NA	NA
MW-1	08/30/2004	NA	NA	NA	NA	NA	NA	NA	NA	NA	NA	NA	NA	NA	NA	NA	200.56	16.73	NA	183.83	NA	NA
MW-1	11/22/2004	NA	NA	NA	NA	NA	NA	NA	NA	NA	NA	NA	NA	NA	NA	NA	200.56	16.86	NA	183.70	NA	NA
MW-1	02/02/2005	<50	NA	<0.50	<0.50	<0.50	<1.0	NA	<0.50	NA	NA	NA	<5.0	NA	NA	NA	200.56	12.82	NA	187.74	NA	NA
MW-1	05/09/2005	NA	NA	NA	NA	NA	NA	NA	NA	NA	NA	NA	NA	NA	NA	NA	200.56	12.20	NA	188.36	NA	NA
MW-1	08/16/2005	NA	NA	NA	NA	NA	NA	NA	NA	NA	NA	NA	NA	NA	NA	NA	200.56	15.25	NA	185.31	NA	NA
MW-1	11/16/2005	NA	NA	NA	NA	NA	NA	NA	NA	NA	NA	NA	NA	NA	NA	NA	200.56	17.44	NA	183.12	NA	NA
MW-1	02/10/2006	<50.0	NA	<0.500	<0.500	<0.500	<0.500	NA	<0.500	NA	NA	NA	<10.0	NA	NA	NA	200.56	12.58	NA	187.98	NA	NA
MW-1	05/26/2006	NA	NA	NA	NA	NA	NA	NA	NA	NA	NA	NA	NA	NA	NA	NA	200.56	11.72	NA	188.84	NA	NA
MW-1	08/31/2006	NA	NA	NA	NA	NA	NA	NA	NA	NA	NA	NA	NA	NA	NA	NA	200.56	14.75	NA	185.81	NA	NA
MW-1	11/08/2006	NA	NA	NA	NA	NA	NA	NA	NA	NA	NA	NA	NA	NA	NA	NA	200.56	16.61	NA	183.95	NA	NA
MW-1	02/22/2007	<50	NA	<0.50	<1.0	<0.50	<1.0	NA	<0.50	NA	NA	NA	<5.0	NA	NA	NA	200.56	15.41	NA	185.15	NA	NA

WELL CONCENTRATIONS
Shell-branded Service Station
6039 College Avenue
Oakland, CA

Well ID	Date	TPPH (ug/L)	TEPH (ug/L)	B (ug/L)	T (ug/L)	E (ug/L)	X (ug/L)	MTBE 8020 (ug/L)	MTBE 8260 (ug/L)	DIPE (ug/L)	ETBE (ug/L)	TAME (ug/L)	TBA (ug/L)	1,2 DCA (ug/L)	EDB (ug/L)	Ethanol (ug/L)	TOC (MSL)	Depth to Water (ft.)	Depth to SPH (ft.)	GW Elevation (MSL)	SPH Thickness (ft.)	DO Reading (ppm)
---------	------	----------------	----------------	-------------	-------------	-------------	-------------	------------------------	------------------------	----------------	----------------	----------------	---------------	----------------------	---------------	-------------------	--------------	----------------------------	--------------------------	--------------------------	---------------------------	------------------------

MW-1	05/29/2007	NA	NA	NA	NA	NA	NA	NA	NA	NA	NA	NA	NA	NA	NA	NA	200.56	16.85	NA	183.71	NA	NA
------	------------	----	----	----	----	----	----	----	----	----	----	----	----	----	----	----	--------	-------	----	--------	----	----

MW-2	02/15/1990	ND	560	ND	ND	ND	ND	NA	NA	NA	NA	NA	NA	NA	NA	NA	194.27	16.90	NA	177.37	NA	NA
MW-2	04/19/1990	NA	NA	NA	NA	NA	NA	NA	NA	NA	NA	NA	NA	NA	NA	NA	194.27	17.69	NA	176.58	NA	NA
MW-2	05/14/1990	ND	ND	ND	ND	ND	ND	NA	NA	NA	NA	NA	NA	NA	NA	NA	194.27	18.01	NA	176.26	NA	NA
MW-2	06/21/1990	NA	NA	NA	NA	NA	NA	NA	NA	NA	NA	NA	NA	NA	NA	NA	194.27	17.39	NA	176.88	NA	NA
MW-2	09/12/1990	ND	ND	ND	ND	ND	ND	NA	NA	NA	NA	NA	NA	NA	NA	NA	194.27	19.00	NA	175.27	NA	NA
MW-2	11/27/1990	ND	ND	ND	ND	ND	ND	NA	NA	NA	NA	NA	NA	NA	NA	NA	194.27	19.44	NA	174.83	NA	NA
MW-2	03/08/1991	ND	ND	ND	ND	ND	ND	NA	NA	NA	NA	NA	NA	NA	NA	NA	194.27	15.96	NA	178.31	NA	NA
MW-2	06/03/1991	ND	ND	ND	ND	ND	ND	NA	NA	NA	NA	NA	NA	NA	NA	NA	194.27	17.00	NA	177.27	NA	NA
MW-2	08/30/1991	ND	ND	ND	ND	ND	ND	NA	NA	NA	NA	NA	NA	NA	NA	NA	194.27	18.95	NA	175.32	NA	NA
MW-2	11/22/1991	<50	<50	<0.5	<0.5	<0.5	<0.5	NA	NA	NA	NA	NA	NA	NA	NA	NA	194.27	19.55	NA	174.72	NA	NA
MW-2	03/18/1992	<30	NA	<0.3	<0.3	<0.3	<0.3	NA	NA	NA	NA	NA	NA	NA	NA	NA	194.27	12.91	NA	181.36	NA	NA
MW-2	05/28/1992	<50	NA	<0.5	<0.5	<0.5	<0.5	NA	NA	NA	NA	NA	NA	NA	NA	NA	194.27	16.25	NA	178.02	NA	NA
MW-2	08/19/1992	<50	NA	<0.5	2	1.2	1.9	NA	NA	NA	NA	NA	NA	NA	NA	NA	194.27	18.21	NA	176.06	NA	NA
MW-2	11/17/1992	<50	NA	<0.5	2	1.2	1.9	NA	NA	NA	NA	NA	NA	NA	NA	NA	194.27	19.15	NA	175.12	NA	NA
MW-2	02/12/1993	<50	NA	<0.5	<0.5	<0.5	<0.5	NA	NA	NA	NA	NA	NA	NA	NA	NA	194.27	11.60	NA	182.67	NA	NA
MW-2	06/10/1993	<50	NA	<0.5	<0.5	<0.5	<0.5	NA	NA	NA	NA	NA	NA	NA	NA	NA	194.27	14.14	NA	180.13	NA	NA
MW-2	08/18/1993	<50	NA	<0.5	<0.5	<0.5	<0.5	NA	NA	NA	NA	NA	NA	NA	NA	NA	194.27	16.10	NA	178.17	NA	NA
MW-2	11/19/1993	<50	NA	<0.5	<0.5	<0.5	<0.5	NA	NA	NA	NA	NA	NA	NA	NA	NA	194.27	18.77	NA	175.50	NA	NA
MW-2	02/28/1994	<50	NA	<0.5	<0.5	<0.5	1.6	NA	NA	NA	NA	NA	NA	NA	NA	NA	194.27	14.35	NA	179.92	NA	NA
MW-2	05/04/1994	<50	NA	<0.5	<0.5	<0.5	<0.5	NA	NA	NA	NA	NA	NA	NA	NA	NA	194.27	16.34	NA	177.93	NA	NA
MW-2	08/10/1994	<50	NA	<0.5	<0.5	<0.5	<0.5	NA	NA	NA	NA	NA	NA	NA	NA	NA	194.27	15.79	NA	178.48	NA	NA
MW-2	11/08/1994	<50	NA	<0.5	<0.5	<0.5	<0.5	NA	NA	NA	NA	NA	NA	NA	NA	NA	194.27	15.04	NA	179.23	NA	NA
MW-2	02/01/1995	<50	NA	<0.5	<0.5	<0.5	<0.5	NA	NA	NA	NA	NA	NA	NA	NA	NA	194.27	10.08	NA	184.19	NA	NA
MW-2	05/10/1995	<50	NA	<0.5	<0.5	<0.5	<0.5	NA	NA	NA	NA	NA	NA	NA	NA	NA	194.27	11.68	NA	182.59	NA	NA
MW-2	08/24/1995	<50	NA	<0.5	<0.5	<0.5	<0.5	NA	NA	NA	NA	NA	NA	NA	NA	NA	194.27	14.94	NA	179.33	NA	NA
MW-2	11/10/1995	<50	NA	1.7	0.8	1.4	4.9	NA	NA	NA	NA	NA	NA	NA	NA	NA	194.27	13.36	NA	180.91	NA	NA
MW-2	02/24/1996	<50	NA	<0.5	<0.5	<0.5	<0.5	NA	NA	NA	NA	NA	NA	NA	NA	NA	194.27	9.90	NA	184.37	NA	NA
MW-2	05/22/1996	<50	NA	<0.5	<0.5	<0.5	<0.5	<2.5	NA	NA	NA	NA	NA	NA	NA	NA	194.27	11.80	NA	182.47	NA	NA
MW-2	08/19/1996	<50	NA	<0.5	<0.5	<0.5	<0.5	<2.5	NA	NA	NA	NA	NA	NA	NA	NA	194.27	15.08	NA	179.19	NA	NA
MW-2	12/05/1996	<50	NA	1.5	1.6	1.2	5.2	<2.5	NA	NA	NA	NA	NA	NA	NA	NA	194.27	15.16	NA	179.11	NA	NA
MW-2	01/08/1997	<50	NA	<0.50	<0.50	<0.50	<0.50	<2.5	NA	NA	NA	NA	NA	NA	NA	NA	194.27	9.76	NA	184.51	NA	NA
MW-2	02/20/1997	<50	NA	<0.50	<0.50	<0.50	<0.50	<2.5	NA	NA	NA	NA	NA	NA	NA	NA	194.27	11.47	NA	182.80	NA	NA
MW-2	05/30/1997	NA	NA	NA	NA	NA	NA	NA	NA	NA	NA	NA	NA	NA	NA	NA	194.27	14.30	NA	179.97	NA	NA
MW-2	08/18/1997	NA	NA	NA	NA	NA	NA	NA	NA	NA	NA	NA	NA	NA	NA	NA	194.27	16.33	NA	177.94	NA	NA

WELL CONCENTRATIONS
Shell-branded Service Station
6039 College Avenue
Oakland, CA

Well ID	Date	TPPH (ug/L)	TEPH (ug/L)	B (ug/L)	T (ug/L)	E (ug/L)	X (ug/L)	MTBE 8020 (ug/L)	MTBE 8260 (ug/L)	DIPE (ug/L)	ETBE (ug/L)	TAME (ug/L)	TBA (ug/L)	1,2 DCA (ug/L)	EDB (ug/L)	Ethanol (ug/L)	TOC (MSL)	Depth to Water (ft.)	Depth to SPH (ft.)	GW Elevation (MSL)	SPH Thickness (ft.)	DO Reading (ppm)
MW-2	11/03/1997	NA	NA	NA	NA	NA	NA	NA	NA	NA	NA	NA	NA	NA	NA	NA	194.27	15.54	NA	178.73	NA	NA
MW-2	01/20/1998	NA	NA	NA	NA	NA	NA	NA	NA	NA	NA	NA	NA	NA	NA	NA	194.27	9.43	NA	184.84	NA	NA
MW-2	06/05/1998	NA	NA	NA	NA	NA	NA	NA	NA	NA	NA	NA	NA	NA	NA	NA	194.27	11.45	NA	182.82	NA	NA
MW-2	07/23/1998	NA	NA	NA	NA	NA	NA	NA	NA	NA	NA	NA	NA	NA	NA	NA	194.27	12.71	NA	181.56	NA	NA
MW-2	11/19/1998	NA	NA	NA	NA	NA	NA	NA	NA	NA	NA	NA	NA	NA	NA	NA	194.27	13.98	NA	180.29	NA	NA
MW-2	02/03/1999	NA	NA	NA	NA	NA	NA	NA	NA	NA	NA	NA	NA	NA	NA	NA	194.27	15.01	NA	179.26	NA	NA
MW-2	06/04/1999	NA	NA	NA	NA	NA	NA	NA	NA	NA	NA	NA	NA	NA	NA	NA	194.27	13.93	NA	180.34	NA	NA
MW-2	08/31/1999	NA	NA	NA	NA	NA	NA	NA	NA	NA	NA	NA	NA	NA	NA	NA	194.27	16.22	NA	178.05	NA	NA
MW-2	12/10/1999	NA	NA	NA	NA	NA	NA	NA	NA	NA	NA	NA	NA	NA	NA	NA	194.27	17.58	NA	176.69	NA	NA
MW-2	02/11/2000	NA	NA	NA	NA	NA	NA	NA	NA	NA	NA	NA	NA	NA	NA	NA	194.27	14.10	NA	180.17	NA	NA
MW-2	05/04/2000	NA	NA	NA	NA	NA	NA	NA	NA	NA	NA	NA	NA	NA	NA	NA	194.27	12.72	NA	181.55	NA	NA
MW-2	08/31/2000	NA	NA	NA	NA	NA	NA	NA	NA	NA	NA	NA	NA	NA	NA	NA	194.27	14.39	NA	179.88	NA	NA
MW-2	11/30/2000	NA	NA	NA	NA	NA	NA	NA	NA	NA	NA	NA	NA	NA	NA	NA	194.27	17.00	NA	177.27	NA	NA
MW-2	02/13/2001	NA	NA	NA	NA	NA	NA	NA	NA	NA	NA	NA	NA	NA	NA	NA	194.27	13.58	NA	180.69	NA	NA
MW-2	05/29/2001	NA	NA	NA	NA	NA	NA	NA	NA	NA	NA	NA	NA	NA	NA	NA	194.27	15.26	NA	179.01	NA	NA
MW-2	07/30/2001	NA	NA	NA	NA	NA	NA	NA	NA	NA	NA	NA	NA	NA	NA	NA	194.27	16.67	NA	177.60	NA	NA
MW-2	12/12/2001	NA	NA	NA	NA	NA	NA	NA	NA	NA	NA	NA	NA	NA	NA	NA	194.27	13.91	NA	180.36	NA	NA
MW-2	01/31/2002	<50	NA	<0.50	<0.50	<0.50	<0.50	NA	<5.0	NA	NA	NA	NA	NA	NA	NA	194.27	12.96	NA	181.31	NA	NA
MW-2	05/31/2002	NA	NA	NA	NA	NA	NA	NA	NA	NA	NA	NA	NA	NA	NA	NA	194.27	14.85	NA	179.42	NA	NA
MW-2	07/25/2002	NA	NA	NA	NA	NA	NA	NA	NA	NA	NA	NA	NA	NA	NA	NA	194.27	16.24	NA	178.03	NA	NA
MW-2	11/26/2002	NA	NA	NA	NA	NA	NA	NA	NA	NA	NA	NA	NA	NA	NA	NA	198.95	18.35	NA	180.60	NA	NA
MW-2	01/29/2003	<50	NA	<0.50	<0.50	<0.50	<0.50	NA	<5.0	NA	NA	NA	NA	NA	NA	NA	198.95	13.19	NA	185.76	NA	NA
MW-2	06/03/2003	NA	NA	NA	NA	NA	NA	NA	NA	NA	NA	NA	NA	NA	NA	NA	198.95	14.53	NA	184.42	NA	NA
MW-2	08/27/2003	NA	NA	NA	NA	NA	NA	NA	NA	NA	NA	NA	NA	NA	NA	NA	198.95	16.46	NA	182.49	NA	NA
MW-2	11/13/2003	NA	NA	NA	NA	NA	NA	NA	NA	NA	NA	NA	NA	NA	NA	NA	198.95	17.68	NA	181.27	NA	NA
MW-2	02/05/2004	<50	NA	<0.50	<0.50	<0.50	<1.0	NA	<0.50	NA	NA	NA	<5.0	NA	NA	NA	198.95	13.68	NA	185.27	NA	NA
MW-2	05/03/2004	NA	NA	NA	NA	NA	NA	NA	NA	NA	NA	NA	NA	NA	NA	NA	198.95	13.82	NA	185.13	NA	NA
MW-2	08/30/2004	NA	NA	NA	NA	NA	NA	NA	NA	NA	NA	NA	NA	NA	NA	NA	198.95	15.94	NA	183.01	NA	NA
MW-2	11/22/2004	NA	NA	NA	NA	NA	NA	NA	NA	NA	NA	NA	NA	NA	NA	NA	198.95	15.96	NA	182.99	NA	NA
MW-2	02/02/2005	<50 e	NA	<0.50	<0.50	<0.50	<1.0	NA	<0.50	NA	NA	NA	<5.0	NA	NA	NA	198.95	12.24	NA	186.71	NA	NA
MW-2	05/09/2005	NA	NA	NA	NA	NA	NA	NA	NA	NA	NA	NA	NA	NA	NA	NA	198.95	11.80	NA	187.15	NA	NA
MW-2	08/16/2005	NA	NA	NA	NA	NA	NA	NA	NA	NA	NA	NA	NA	NA	NA	NA	198.95	14.39	NA	184.56	NA	NA
MW-2	11/16/2005	NA	NA	NA	NA	NA	NA	NA	NA	NA	NA	NA	NA	NA	NA	NA	198.95	16.52	NA	182.43	NA	NA
MW-2	02/10/2006	<50.0	NA	<0.500	<0.500	<0.500	<0.500	NA	<0.500	NA	NA	NA	<10.0	NA	NA	NA	198.95	12.17	NA	186.78	NA	NA
MW-2	05/26/2006	NA	NA	NA	NA	NA	NA	NA	NA	NA	NA	NA	NA	NA	NA	NA	198.95	11.61	NA	187.34	NA	NA
MW-2	08/31/2006	NA	NA	NA	NA	NA	NA	NA	NA	NA	NA	NA	NA	NA	NA	NA	198.95	13.95	NA	185.00	NA	NA

WELL CONCENTRATIONS
Shell-branded Service Station
6039 College Avenue
Oakland, CA

Well ID	Date	TPPH (ug/L)	TEPH (ug/L)	B (ug/L)	T (ug/L)	E (ug/L)	X (ug/L)	MTBE 8020 (ug/L)	MTBE 8260 (ug/L)	DIPE (ug/L)	ETBE (ug/L)	TAME (ug/L)	TBA (ug/L)	1,2 DCA (ug/L)	EDB (ug/L)	Ethanol (ug/L)	TOC (MSL)	Depth to Water (ft.)	Depth to SPH (ft.)	GW Elevation (MSL)	SPH Thickness (ft.)	DO Reading (ppm)
MW-2	11/08/2006	NA	NA	NA	NA	NA	NA	NA	NA	NA	NA	NA	NA	NA	NA	NA	198.95	15.67	NA	183.28	NA	NA
MW-2	02/22/2007	<50	NA	<0.50	<1.0	<0.50	<1.0	NA	<0.50	NA	NA	NA	<5.0	NA	NA	NA	198.95	14.54	NA	184.41	NA	NA
MW-2	05/29/2007	NA	NA	NA	NA	NA	NA	NA	NA	NA	NA	NA	NA	NA	NA	NA	198.95	15.97	NA	182.98	NA	NA

MW-3	02/15/1990	4,700	3,100	320	29	110	33	NA	NA	NA	NA	NA	NA	NA	NA	NA	192.52	15.81	NA	176.71	NA	NA
MW-3	04/19/1990	NA	NA	NA	NA	NA	NA	NA	NA	NA	NA	NA	NA	NA	NA	NA	192.52	16.57	NA	175.95	NA	NA
MW-3	05/14/1990	1,400	60	130	8.6	40	17	NA	NA	NA	NA	NA	NA	NA	NA	NA	192.52	16.97	NA	175.55	NA	NA
MW-3	06/21/1990	NA	NA	NA	NA	NA	NA	NA	NA	NA	NA	NA	NA	NA	NA	NA	192.52	16.27	NA	176.25	NA	NA
MW-3	09/12/1990	2,000	1,500	58	5.8	16	15	NA	NA	NA	NA	NA	NA	NA	NA	NA	192.52	18.78	NA	173.74	NA	NA
MW-3	11/27/1990	540	240	18	1.5	8.7	2.5	NA	NA	NA	NA	NA	NA	NA	NA	NA	192.52	18.27	NA	174.25	NA	NA
MW-3	03/08/1991	3,400	2,100	630	33	270	18	NA	NA	NA	NA	NA	NA	NA	NA	NA	192.52	14.86	NA	177.66	NA	NA
MW-3	06/03/1991	1,700	690 a	260	13	98	24	NA	NA	NA	NA	NA	NA	NA	NA	NA	192.52	15.84	NA	176.68	NA	NA
MW-3	08/30/1991	870	370 a	44	6.1	10	2.9	NA	NA	NA	NA	NA	NA	NA	NA	NA	192.52	17.79	NA	174.73	NA	NA
MW-3	11/22/1991	310	140	18	1.2	3.3	2.9	NA	NA	NA	NA	NA	NA	NA	NA	NA	192.52	18.40	NA	174.12	NA	NA
MW-3	03/18/1992	67,100	1,900	620	28	220	38	NA	NA	NA	NA	NA	NA	NA	NA	NA	192.52	12.03	NA	180.49	NA	NA
MW-3	05/28/1992	2,300	1,100 a	200	9	71	17	NA	NA	NA	NA	NA	NA	NA	NA	NA	192.52	15.16	NA	177.36	NA	NA
MW-3	08/19/1992	5,700	1,000 a	71	77	52	130	NA	NA	NA	NA	NA	NA	NA	NA	NA	192.52	17.03	NA	175.49	NA	NA
MW-3	11/17/1992	3,600	160 a	16	8.6	24	50	NA	NA	NA	NA	NA	NA	NA	NA	NA	192.52	17.94	NA	174.58	NA	NA
MW-3	02/12/1993	4,700	560 a	820	58	130	77	NA	NA	NA	NA	NA	NA	NA	NA	NA	192.52	9.16	NA	183.36	NA	NA
MW-3	06/10/1993	2,200	NA	310	23	89	23	NA	NA	NA	NA	NA	NA	NA	NA	NA	192.52	13.20	NA	179.32	NA	NA
MW-3	08/18/1993	260	NA	27	2	7	2.2	NA	NA	NA	NA	NA	NA	NA	NA	NA	192.52	14.93	NA	177.59	NA	NA
MW-3	11/19/1993	1,500a	NA	24	54	37	17	NA	NA	NA	NA	NA	NA	NA	NA	NA	192.52	17.58	NA	174.94	NA	NA
MW-3	02/28/1994	2,700	NA	65	5.2	16	6.3	NA	NA	NA	NA	NA	NA	NA	NA	NA	192.52	13.30	NA	179.22	NA	NA
MW-3	05/04/1994	780	NA	120	7.5	21	6.9	NA	NA	NA	NA	NA	NA	NA	NA	NA	192.52	15.25	NA	177.27	NA	NA
MW-3	08/10/1994	920	NA	20	2.3	3	2.2	NA	NA	NA	NA	NA	NA	NA	NA	NA	192.52	16.63	NA	175.89	NA	NA
MW-3	11/08/1994	1,300	NA	180	16	7	12	NA	NA	NA	NA	NA	NA	NA	NA	NA	192.52	13.88	NA	178.64	NA	NA
MW-3	02/01/1995	1,400	NA	210	8.5	11	8.7	NA	NA	NA	NA	NA	NA	NA	NA	NA	192.52	9.25	NA	183.27	NA	NA
MW-3	05/10/1995	460	NA	97	10	1	19	NA	NA	NA	NA	NA	NA	NA	NA	NA	192.52	10.76	NA	181.74	NA	NA
MW-3	08/24/1995	640	NA	68	21	14	19	NA	NA	NA	NA	NA	NA	NA	NA	NA	192.52	13.90	NA	178.62	NA	NA
MW-3	11/10/1995	350	NA	15	2.3	1.2	2.5	NA	NA	NA	NA	NA	NA	NA	NA	NA	192.52	16.20	NA	176.32	NA	NA
MW-3	02/24/1996	3,300	NA	240	53	38	55	NA	NA	NA	NA	NA	NA	NA	NA	NA	192.52	8.93	NA	183.59	NA	NA
MW-3	05/22/1996	1,300	NA	110	15	<10	<10	3,500	NA	NA	NA	NA	NA	NA	NA	NA	192.52	10.86	NA	181.66	NA	NA
MW-3	08/19/1996	350	NA	15	3.3	3.4	3.3	340	NA	NA	NA	NA	NA	NA	NA	NA	192.52	13.97	NA	178.55	NA	NA
MW-3	12/05/1996	290	NA	12	7.6	5.4	16	370	NA	NA	NA	NA	NA	NA	NA	NA	192.52	14.06	NA	178.46	NA	NA
MW-3	02/20/1997	980	NA	69	7.9	14	15	3,200	NA	NA	NA	NA	NA	NA	NA	NA	192.52	10.60	NA	181.92	NA	NA
MW-3	05/30/1997	NA	NA	NA	NA	NA	NA	NA	NA	NA	NA	NA	NA	NA	NA	NA	192.52	13.26	NA	179.26	NA	NA

WELL CONCENTRATIONS
Shell-branded Service Station
6039 College Avenue
Oakland, CA

Well ID	Date	TPPH (ug/L)	TEPH (ug/L)	B (ug/L)	T (ug/L)	E (ug/L)	X (ug/L)	MTBE 8020 (ug/L)	MTBE 8260 (ug/L)	DIPE (ug/L)	ETBE (ug/L)	TAME (ug/L)	TBA (ug/L)	1,2 DCA (ug/L)	EDB (ug/L)	Ethanol (ug/L)	TOC (MSL)	Depth to Water (ft.)	Depth to SPH (ft.)	GW Elevation (MSL)	SPH Thickness (ft.)	DO Reading (ppm)
MW-3	08/18/1997	NA	NA	NA	NA	NA	NA	NA	NA	NA	NA	NA	NA	NA	NA	NA	192.52	15.21	NA	177.31	NA	NA
MW-3	11/03/1997	NA	NA	NA	NA	NA	NA	NA	NA	NA	NA	NA	NA	NA	NA	NA	192.52	14.49	NA	178.03	NA	NA
MW-3	01/20/1998	3,100	NA	360	1,000	73	420	59,000	NA	NA	NA	NA	NA	NA	NA	NA	192.52	8.43	NA	184.09	NA	NA
MW-3	06/05/1998	NA	NA	NA	NA	NA	NA	NA	NA	NA	NA	NA	NA	NA	NA	NA	192.52	10.55	NA	181.97	NA	NA
MW-3	07/23/1998	NA	NA	NA	NA	NA	NA	NA	NA	NA	NA	NA	NA	NA	NA	NA	192.52	11.80	NA	180.72	NA	NA
MW-3	11/19/1998	NA	NA	NA	NA	NA	NA	NA	NA	NA	NA	NA	NA	NA	NA	NA	192.52	11.97	NA	180.55	NA	NA
MW-3	02/03/1999	<10,000	NA	840	131	<100	316	27,600	NA	NA	NA	NA	NA	NA	NA	NA	192.52	13.55	NA	178.97	NA	2.3
MW-3	06/04/1999	NA	NA	NA	NA	NA	NA	NA	NA	NA	NA	NA	NA	NA	NA	NA	192.52	12.90	NA	179.62	NA	NA
MW-3	08/31/1999	1,550	NA	232	<10.0	125	293	4,620	2,460 b	NA	NA	NA	NA	NA	NA	NA	192.52	14.99	NA	177.53	NA	3.4
MW-3	12/10/1999	NA	NA	NA	NA	NA	NA	NA	NA	NA	NA	NA	NA	NA	NA	NA	192.52	16.35	NA	176.17	NA	NA
MW-3	02/11/2000	10,900	NA	1,030	<50.0	308	1,000	19,300	NA	NA	NA	NA	NA	NA	NA	NA	192.52	12.85	NA	179.67	NA	1.0
MW-3	05/04/2000	NA	NA	NA	NA	NA	NA	NA	NA	NA	NA	NA	NA	NA	NA	NA	192.52	17.05	NA	175.47	NA	NA
MW-3	08/31/2000	2,560	NA	165	7.19	77.6	183	4,090	NA	NA	NA	NA	NA	NA	NA	NA	192.52	14.26	NA	178.26	NA	c
MW-3	11/30/2000	NA	NA	NA	NA	NA	NA	NA	NA	NA	NA	NA	NA	NA	NA	NA	192.52	15.75	NA	176.77	NA	NA
MW-3	02/13/2001	5,880	NA	563	<50.0	282	472	8,960	NA	NA	NA	NA	NA	NA	NA	NA	192.52	13.05	NA	179.47	NA	3.6
MW-3	05/29/2001	1,800	NA	130	<5.0	84	100	NA	1,900	NA	NA	NA	NA	NA	NA	NA	192.52	13.84	NA	178.68	NA	NA
MW-3	07/30/2001	2,700	NA	250	8.8	130	120	NA	5,200	NA	NA	NA	NA	NA	NA	NA	192.52	15.46	NA	177.06	NA	NA
MW-3	12/12/2001	<10,000	NA	720	<100	260	260	NA	6,600	<100	<100	<100	<1,000	NA	NA	<1,000	192.52	12.93	NA	179.59	NA	NA
MW-3	01/31/2002	11,000	NA	750	14	570	510	NA	5,800	NA	NA	NA	NA	NA	NA	NA	192.52	11.88	NA	180.64	NA	NA
MW-3	05/31/2002	5,100	NA	410	8.6	300	190	NA	3,600	NA	NA	NA	NA	NA	NA	NA	192.52	13.65	NA	178.87	NA	NA
MW-3	07/25/2002	2,100	NA	170	<10	73	33	NA	2,600	NA	NA	NA	NA	NA	NA	NA	192.52	15.04	NA	177.48	NA	NA
MW-3	11/26/2002	510	NA	26	<2.0	<2.0	2.1	NA	940	NA	NA	NA	NA	NA	NA	NA	197.18	17.15	NA	180.03	NA	NA
MW-3	01/29/2003	6,000	NA	460	8.5	250	87	NA	3,500	NA	NA	NA	NA	NA	NA	NA	197.18	12.21	NA	184.97	NA	NA
MW-3	06/03/2003	5,300	NA	350	<25	130	51	NA	2,200	<100	<100	<100	920	<25	<25	<2,500	197.18	13.40	NA	183.78	NA	NA
MW-3	08/27/2003	700 a	NA	100	<5.0	20	<10	NA	810	NA	NA	NA	460	NA	NA	NA	197.18	15.14	NA	182.04	NA	NA
MW-3	11/13/2003	590	NA	36	<2.5	<2.5	<5.0	NA	440	NA	NA	NA	400	NA	NA	NA	197.18	16.46	NA	180.72	NA	NA
MW-3	02/05/2004	<2,500	NA	420	<25	74	<50	NA	2,400	NA	NA	NA	950	NA	NA	NA	197.18	12.84	NA	184.34	NA	NA
MW-3	05/03/2004	2,600	NA	210	<10	42	21	NA	1,600	NA	NA	NA	820	NA	NA	NA	197.18	12.57	NA	184.61	NA	NA
MW-3	08/30/2004	2,100	NA	120	6.8	5.7	11	NA	730	<20	<20	<20	460	NA	NA	NA	197.18	14.76	NA	182.42	NA	NA
MW-3	11/22/2004	2,600	NA	160	5.5	5.1	<10	NA	570	NA	NA	NA	540	NA	NA	NA	197.18	14.58	NA	182.60	NA	NA
MW-3	02/02/2005	4,500	NA	380	17	23	27	NA	1,900	NA	NA	NA	730	NA	NA	NA	197.18	11.48	NA	185.70	NA	NA
MW-3	05/09/2005	63 f	NA	<0.50	<0.50	<0.50	<1.0	NA	21	NA	NA	NA	8.2	NA	NA	NA	197.18	10.86	NA	186.32	NA	NA
MW-3	08/16/2005	3,800	NA	230	11	17	23	NA	840	<40	<40	<40	460	NA	NA	NA	197.18	13.13	NA	184.05	NA	NA
MW-3	11/16/2005	3,400	NA	107	5.16	4.61	7.64	NA	321	NA	NA	NA	166	NA	NA	NA	197.18	15.31	NA	181.87	NA	NA
MW-3	02/10/2006	7,850	NA	326	14.6	27.2	25.6	NA	905	NA	NA	NA	455	NA	NA	NA	197.18	11.14	NA	186.04	NA	NA
MW-3	05/26/2006	11,500	NA	217	16.5	35.3	37.4 g	NA	679	NA	NA	NA	253	NA	NA	NA	197.18	10.39	NA	186.79	NA	NA

WELL CONCENTRATIONS
Shell-branded Service Station
6039 College Avenue
Oakland, CA

Well ID	Date	TPPH (ug/L)	TEPH (ug/L)	B (ug/L)	T (ug/L)	E (ug/L)	X (ug/L)	MTBE 8020 (ug/L)	MTBE 8260 (ug/L)	DIPE (ug/L)	ETBE (ug/L)	TAME (ug/L)	TBA (ug/L)	1,2 DCA (ug/L)	EDB (ug/L)	Ethanol (ug/L)	TOC (MSL)	Depth to Water (ft.)	Depth to SPH (ft.)	GW Elevation (MSL)	SPH Thickness (ft.)	DO Reading (ppm)
---------	------	----------------	----------------	-------------	-------------	-------------	-------------	------------------------	------------------------	----------------	----------------	----------------	---------------	----------------------	---------------	-------------------	--------------	----------------------------	--------------------------	--------------------------	---------------------------	------------------------

MW-3	08/31/2006	4,800	NA	48.8	4.70	7.68	12.2	NA	178	<0.500	<0.500	<0.500	108	NA	NA	NA	197.18	11.92	NA	185.26	NA	NA
MW-3	11/08/2006	1,400	NA	25	<2.5	4.5	<5.0	NA	100	NA	NA	NA	100	NA	NA	NA	197.18	14.56	NA	182.62	NA	NA
MW-3	02/22/2007	1,500	NA	53	4.3	4.6	7.8	NA	160	NA	NA	NA	190	NA	NA	NA	197.18	13.20	NA	183.98	NA	NA
MW-3	05/29/2007	1,600 h	NA	32	3.0	3.1	5.9	NA	52	NA	NA	NA	44	NA	NA	NA	197.18	14.62	NA	182.56	NA	NA

MW-4	02/15/1990	ND	1,200	ND	ND	ND	ND	NA	NA	NA	NA	NA	NA	NA	NA	NA	193.37	16.73	NA	176.65	NA	NA
MW-4	04/19/1990	NA	NA	NA	NA	NA	NA	NA	NA	NA	NA	NA	NA	NA	NA	NA	193.37	17.48	NA	175.89	NA	NA
MW-4	05/14/1990	650	350	160	7	1.9	3.1	NA	NA	NA	NA	NA	NA	NA	NA	NA	193.37	17.88	NA	175.49	NA	NA
MW-4	06/21/1990	NA	NA	NA	NA	NA	NA	NA	NA	NA	NA	NA	NA	NA	NA	NA	193.37	17.18	NA	176.19	NA	NA
MW-4	09/12/1990	440	260	91	1.1	0.75	0.79	NA	NA	NA	NA	NA	NA	NA	NA	NA	193.37	17.85	NA	175.52	NA	NA
MW-4	11/27/1990	470	2,400	64	1.2	0.8	2.7	NA	NA	NA	NA	NA	NA	NA	NA	NA	193.37	19.16	NA	174.21	NA	NA
MW-4	03/08/1991	1,100	2,600	330	3.5	88	5.8	NA	NA	NA	NA	NA	NA	NA	NA	NA	193.37	15.77	NA	177.60	NA	NA
MW-4	06/03/1991	670	1,100	240	2.3	1.6	2.3	NA	NA	NA	NA	NA	NA	NA	NA	NA	193.37	16.77	NA	176.60	NA	NA
MW-4	08/30/1991	570	280	64	1.8	0.9	0.9	NA	NA	NA	NA	NA	NA	NA	NA	NA	193.37	18.71	NA	174.66	NA	NA
MW-4	11/22/1991	NA	NA	NA	NA	NA	NA	NA	NA	NA	NA	NA	NA	NA	NA	NA	193.37	NA	NA	NA	NA	NA
MW-4	01/15/1992	NA	NA	NA	NA	NA	NA	NA	NA	NA	NA	NA	NA	NA	NA	NA	193.37	NA	NA	NA	NA	NA
MW-4	02/15/1992	NA	NA	NA	NA	NA	NA	NA	NA	NA	NA	NA	NA	NA	NA	NA	193.37	NA	NA	NA	NA	NA
MW-4	03/18/1992	NA	NA	NA	NA	NA	NA	NA	NA	NA	NA	NA	NA	NA	NA	NA	193.37	13.15	NA	180.41	0.24	NA
MW-4	04/29/1992	NA	NA	NA	NA	NA	NA	NA	NA	NA	NA	NA	NA	NA	NA	NA	193.37	NA	NA	NA	NA	NA
MW-4	05/28/1992	NA	NA	NA	NA	NA	NA	NA	NA	NA	NA	NA	NA	NA	NA	NA	193.37	16.22	NA	177.25	0.12	NA
MW-4	08/19/1992	NA	NA	NA	NA	NA	NA	NA	NA	NA	NA	NA	NA	NA	NA	NA	193.37	18.05	NA	175.39	0.09	NA
MW-4	11/17/1992	NA	NA	NA	NA	NA	NA	NA	NA	NA	NA	NA	NA	NA	NA	NA	193.37	18.89	NA	174.48	NA	NA
MW-4	02/12/1993	NA	NA	NA	NA	NA	NA	NA	NA	NA	NA	NA	NA	NA	NA	NA	193.37	11.78	NA	181.59	<0.01	NA
MW-4	06/10/1993	NA	NA	NA	NA	NA	NA	NA	NA	NA	NA	NA	NA	NA	NA	NA	193.37	14.20	NA	179.17	0.02	NA
MW-4	08/18/1993	NA	NA	NA	NA	NA	NA	NA	NA	NA	NA	NA	NA	NA	NA	NA	193.37	15.95	NA	177.43	0.01	NA
MW-4	11/19/1993	NA	NA	NA	NA	NA	NA	NA	NA	NA	NA	NA	NA	NA	NA	NA	193.37	18.48	NA	174.90	0.01	NA
MW-4	02/28/1994	NA	NA	NA	NA	NA	NA	NA	NA	NA	NA	NA	NA	NA	NA	NA	193.37	14.60	NA	178.77	0.01	NA
MW-4	05/04/1994	NA	NA	NA	NA	NA	NA	NA	NA	NA	NA	NA	NA	NA	NA	NA	193.37	16.15	NA	177.22	<0.01	NA
MW-4	08/10/1994	NA	NA	NA	NA	NA	NA	NA	NA	NA	NA	NA	NA	NA	NA	NA	193.37	17.58	NA	175.81	0.02	NA
MW-4	11/10/1994	NA	NA	NA	NA	NA	NA	NA	NA	NA	NA	NA	NA	NA	NA	NA	193.37	15.05	NA	178.36	0.05	NA
MW-4	02/01/1995	NA	NA	NA	NA	NA	NA	NA	NA	NA	NA	NA	NA	NA	NA	NA	193.37	10.71	NA	182.69	0.04	NA
MW-4	05/10/1995	NA	NA	NA	NA	NA	NA	NA	NA	NA	NA	NA	NA	NA	NA	NA	193.37	11.90	NA	181.52	0.06	NA
MW-4	08/24/1995	NA	NA	NA	NA	NA	NA	NA	NA	NA	NA	NA	NA	NA	NA	NA	193.37	14.97	NA	178.42	0.02	NA
MW-4	11/10/1995	4,700	NA	100	22	23	38	NA	NA	NA	NA	NA	NA	NA	NA	NA	193.37	17.27	NA	176.10	<0.01	NA
MW-4	02/24/1996	NA	NA	NA	NA	NA	NA	NA	NA	NA	NA	NA	NA	NA	NA	NA	193.37	10.44	NA	182.95	0.03	NA
MW-4	05/22/1996	NA	NA	NA	NA	NA	NA	NA	NA	NA	NA	NA	NA	NA	NA	NA	193.37	11.88	NA	181.51	0.03	NA

WELL CONCENTRATIONS
Shell-branded Service Station
6039 College Avenue
Oakland, CA

Well ID	Date	TPPH (ug/L)	TEPH (ug/L)	B (ug/L)	T (ug/L)	E (ug/L)	X (ug/L)	MTBE 8020 (ug/L)	MTBE 8260 (ug/L)	DIPE (ug/L)	ETBE (ug/L)	TAME (ug/L)	TBA (ug/L)	1,2 DCA (ug/L)	EDB (ug/L)	Ethanol (ug/L)	TOC (MSL)	Depth to Water (ft.)	Depth to SPH (ft.)	GW Elevation (MSL)	SPH Thickness (ft.)	DO Reading (ppm)
MW-4	08/19/1996	NA	NA	NA	NA	NA	NA	NA	NA	NA	NA	NA	NA	NA	NA	NA	193.37	15.23	NA	178.16	0.02	NA
MW-4	12/05/1996	NA	NA	NA	NA	NA	NA	NA	NA	NA	NA	NA	NA	NA	NA	NA	193.37	14.70	NA	178.69	0.02	NA
MW-4	01/08/1997	<10,000	NA	<100	<100	<100	<100	24,000	NA	NA	NA	NA	NA	NA	NA	NA	193.37	11.60	NA	181.79	0.02	NA
MW-4	02/20/1997	<10,000	NA	490	<100	<100	<100	59,000	NA	NA	NA	NA	NA	NA	NA	NA	193.37	11.91	NA	181.46	NA	NA
MW-4	05/30/1997	<2,000	NA	72	<20	<20	<20	6,100	NA	NA	NA	NA	NA	NA	NA	NA	193.37	14.68	NA	178.69	NA	NA
MW-4	08/18/1997	<5,000	NA	150	570	<50	130	31,000	NA	NA	NA	NA	NA	NA	NA	NA	193.37	15.07	NA	178.30	NA	NA
MW-4	11/03/1997	32,000	NA	1,100	6,100	640	3,600	78,000	NA	NA	NA	NA	NA	NA	NA	NA	193.37	15.87	NA	177.50	NA	NA
MW-4	01/20/1998	NA	NA	NA	NA	NA	NA	NA	NA	NA	NA	NA	NA	NA	NA	NA	193.37	10.25	NA	183.62	0.62	NA
MW-4	06/05/1998	NA	NA	NA	NA	NA	NA	NA	NA	NA	NA	NA	NA	NA	NA	NA	193.37	11.62	NA	181.80	0.06	NA
MW-4	07/23/1998	NA	NA	NA	NA	NA	NA	NA	NA	NA	NA	NA	NA	NA	NA	NA	193.37	13.93	NA	179.51	0.09	NA
MW-4	11/19/1998	NA	NA	NA	NA	NA	NA	NA	NA	NA	NA	NA	NA	NA	NA	NA	193.37	14.07	14.03	179.33	0.04	NA
MW-4	12/09/1998	NA	NA	NA	NA	NA	NA	NA	NA	NA	NA	NA	NA	NA	NA	NA	193.37	15.84	15.81	177.55	0.03	NA
MW-4	02/03/1999	NA	NA	NA	NA	NA	NA	NA	NA	NA	NA	NA	NA	NA	NA	NA	193.37	15.58	15.55	177.81	0.03	NA
MW-4	06/04/1999	NA	NA	NA	NA	NA	NA	NA	NA	NA	NA	NA	NA	NA	NA	NA	193.37	14.04	14.02	179.35	0.02	NA
MW-4	08/31/1999	NA	NA	NA	NA	NA	NA	NA	NA	NA	NA	NA	NA	NA	NA	NA	193.37	16.15	16.12	177.24	0.03	NA
MW-4	12/10/1999	NA	NA	NA	NA	NA	NA	NA	NA	NA	NA	NA	NA	NA	NA	NA	193.37	17.41	17.31	176.04	0.10	NA
MW-4	02/11/2000	47,200	NA	905	<200	479	3,690	27,400	30,300b	NA	NA	NA	NA	NA	NA	NA	193.37	14.82	NA	178.55	NA	0.6
MW-4	05/04/2000	30,800	NA	1,650	<100	574	3,310	28,600	31,200b	NA	NA	NA	NA	NA	NA	NA	193.37	12.64	NA	180.73	NA	2.1
MW-4	08/31/2000	5,470	NA	366	<10.0	296	834	3,950	NA	NA	NA	NA	NA	NA	NA	NA	193.37	16.47	NA	176.90	NA	c
MW-4	11/30/2000	20,700	NA	525	<50.0	447	1,570	2,440	4,280b	NA	NA	NA	NA	NA	NA	NA	193.37	17.67	NA	175.70	NA	3.3
MW-4	02/13/2001	16,200	NA	909	<50.0	514	2,390	21,300	20,300	NA	NA	NA	NA	NA	NA	NA	193.37	13.30	NA	180.07	NA	2.4
MW-4	05/29/2001	Well Inaccessible		NA	NA	NA	NA	NA	NA	NA	NA	NA	NA	NA	NA	NA	193.37	NA	NA	NA	NA	NA
MW-4	05/31/2001	NA	NA	NA	NA	NA	NA	NA	NA	NA	NA	NA	NA	NA	NA	NA	193.37	15.08	15.03	178.33	0.05	NA
MW-4	07/30/2001	6,700	NA	260	5.7	190	280	NA	3,900	NA	NA	NA	NA	NA	NA	NA	193.37	16.29	16.28	177.09	0.01	NA
MW-4	12/12/2001	15,000	NA	1,300	<50	520	990	NA	20,000	NA	NA	NA	NA	NA	NA	NA	193.37	13.81	NA	179.56	NA	NA
MW-4	01/31/2002	12,000	NA	1,500	<25	570	800	NA	12,000	NA	NA	NA	NA	NA	NA	NA	193.37	12.80	NA	180.57	NA	NA
MW-4	05/31/2002	8,200	NA	1,100	<20	380	340	NA	8,100	NA	NA	NA	NA	NA	NA	NA	193.37	14.59	NA	178.78	NA	NA
MW-4	07/25/2002	3,300	NA	290	<10	98	74	NA	2,600	NA	NA	NA	NA	NA	NA	NA	193.37	15.94	NA	177.43	NA	NA
MW-4	11/26/2002	1,400	NA	89	2.9	14	14	NA	770	NA	NA	NA	NA	NA	NA	NA	198.03	18.10	NA	179.93	NA	NA
MW-4	01/29/2003	7,400	NA	1,400	<20	140	200	NA	8,900	NA	NA	NA	NA	NA	NA	NA	198.03	13.08	NA	184.95	NA	NA
MW-4	06/03/2003	5,600	NA	990	<10	110	53	NA	3,700	<40	<40	<40	760	<10	<10	<1,000	198.03	14.29	NA	183.74	NA	NA
MW-4	08/27/2003	1,500	NA	220	<10	31	<20	NA	1,100	NA	NA	NA	380	NA	NA	NA	198.03	16.14	NA	181.89	NA	NA
MW-4	11/13/2003	3,100	NA	140	<2.5	4.3	5.2	NA	340	NA	NA	NA	140	NA	NA	NA	198.03	17.35	NA	180.68	NA	NA
MW-4	02/05/2004	3,700	NA	560	<10	18	<20	NA	2,100	NA	NA	NA	2,000	NA	NA	NA	198.03	13.52	NA	184.51	NA	NA
MW-4	05/03/2004	9,300	NA	1,400	91	25	31	NA	2,400	NA	NA	NA	1,700	NA	NA	NA	198.03	12.65	NA	185.38	NA	NA
MW-4	08/30/2004	2,700	NA	270	17	8.6	6.7	NA	540	<10	<10	<10	670	NA	NA	NA	198.03	15.64	NA	182.39	NA	NA

WELL CONCENTRATIONS
Shell-branded Service Station
6039 College Avenue
Oakland, CA

Well ID	Date	TPPH (ug/L)	TEPH (ug/L)	B (ug/L)	T (ug/L)	E (ug/L)	X (ug/L)	MTBE 8020 (ug/L)	MTBE 8260 (ug/L)	DIPE (ug/L)	ETBE (ug/L)	TAME (ug/L)	TBA (ug/L)	1,2 DCA (ug/L)	EDB (ug/L)	Ethanol (ug/L)	TOC (MSL)	Depth to Water (ft.)	Depth to SPH (ft.)	GW Elevation (MSL)	SPH Thickness (ft.)	DO Reading (ppm)
MW-4	11/22/2004	2,200	NA	310	7.8	3.0	<5.0	NA	340	NA	NA	NA	790	NA	NA	NA	198.03	15.72	NA	182.31	NA	NA
MW-4	02/02/2005	12,000	NA	1,200	85	31	<20	NA	1,600	NA	NA	NA	1,900	NA	NA	NA	198.03	12.68	NA	185.35	NA	NA
MW-4	05/09/2005	5,800	NA	800	100	35	35	NA	530	NA	NA	NA	970	NA	NA	NA	198.03	11.80	NA	186.23	NA	NA
MW-4	08/16/2005	4,800	NA	640	59	30	18	NA	310	<20	<20	<20	510	NA	NA	NA	198.03	14.22	NA	183.81	NA	NA
MW-4	11/16/2005	4,910	NA	113	11.5	9.88	9.47	NA	67.4	NA	NA	NA	192	NA	NA	NA	198.03	16.17	NA	181.86	NA	NA
MW-4	02/10/2006	9,160	NA	818	25.4	17.9	14.2	NA	655	NA	NA	NA	821	NA	NA	NA	198.03	12.05	NA	185.98	NA	NA
MW-4	05/26/2006	9,770	NA	665	21.0	35.2	16.8	NA	487	NA	NA	NA	538	NA	NA	NA	198.03	11.30	NA	186.73	NA	NA
MW-4	08/31/2006	7,560	NA	369	17.4	15.1	14.4	NA	92.6	<0.500	<0.500	<0.500	240	NA	NA	NA	198.03	13.57	NA	184.46	NA	NA
MW-4	11/08/2006	3,800	NA	87	6.8	4.0	6.9	NA	37	NA	NA	NA	<5.0	NA	NA	NA	198.03	15.36	NA	182.67	NA	NA
MW-4	02/22/2007	2,700	NA	30	3.4	2.1	4.9	NA	25	NA	NA	NA	320	NA	NA	NA	198.03	14.29	NA	183.74	NA	NA
MW-4	05/29/2007	2,200 h	NA	20	1.1	0.61 i	1.81 i	NA	9.6	NA	NA	NA	130	NA	NA	NA	198.03	15.66	NA	182.37	NA	NA

MW-5	08/30/1991	ND	80	ND	ND	ND	ND	NA	NA	NA	NA	NA	NA	NA	NA	NA	190.35	16.74	NA	173.61	NA	NA
MW-5	11/22/1991	<50	<50	<0.5	<0.5	<0.5	<0.5	NA	NA	NA	NA	NA	NA	NA	NA	NA	190.35	17.27	NA	173.08	NA	NA
MW-5	03/18/1992	<30	<50	<0.3	<0.3	<0.3	<0.3	NA	NA	NA	NA	NA	NA	NA	NA	NA	190.35	11.28	NA	179.07	NA	NA
MW-5	05/28/1992	Well Inaccessible		NA	NA	NA	NA	NA	NA	NA	NA	NA	NA	NA	NA	NA	190.35	NA	NA	NA	NA	NA
MW-5	08/19/1992	<50	<50	<0.5	<0.5	<0.5	<0.5	NA	NA	NA	NA	NA	NA	NA	NA	NA	190.35	15.99	NA	174.36	NA	NA
MW-5	11/17/1992	<50	<50	<0.5	<0.5	<0.5	<0.5	NA	NA	NA	NA	NA	NA	NA	NA	NA	190.35	16.84	NA	173.51	NA	NA
MW-5	02/12/1993	<50	<50	<0.5	<0.5	<0.5	<0.5	NA	NA	NA	NA	NA	NA	NA	NA	NA	190.35	10.30	NA	180.05	NA	NA
MW-5	06/10/1993	<50	NA	<0.5	<0.5	<0.5	<0.5	NA	NA	NA	NA	NA	NA	NA	NA	NA	190.35	12.36	NA	177.99	NA	NA
MW-5	08/18/1993	<50	NA	<0.5	<0.5	<0.5	<0.5	NA	NA	NA	NA	NA	NA	NA	NA	NA	190.35	14.02	NA	176.33	NA	NA
MW-5	11/19/1993	<50	NA	<0.5	<0.5	<0.5	<0.5	NA	NA	NA	NA	NA	NA	NA	NA	NA	190.35	16.50	NA	173.85	NA	NA
MW-5	02/28/1994	<50	NA	<0.5	<0.5	<0.5	<0.5	NA	NA	NA	NA	NA	NA	NA	NA	NA	190.35	12.55	NA	177.80	NA	NA
MW-5	05/04/1994	<50	NA	<0.5	<0.5	<0.5	<0.5	NA	NA	NA	NA	NA	NA	NA	NA	NA	190.35	14.27	NA	176.08	NA	NA
MW-5	08/10/1994	70a	NA	<0.5	<0.5	<0.5	<0.5	NA	NA	NA	NA	NA	NA	NA	NA	NA	190.35	15.60	NA	174.75	NA	NA
MW-5	11/08/1994	<50	NA	<0.5	<0.5	<0.5	<0.5	NA	NA	NA	NA	NA	NA	NA	NA	NA	190.35	12.85	NA	177.50	NA	NA
MW-5	02/01/1995	<50	NA	<0.5	<0.5	<0.5	<0.5	NA	NA	NA	NA	NA	NA	NA	NA	NA	190.35	8.98	NA	181.37	NA	NA
MW-5	05/10/1995	<50	NA	<0.5	<0.5	<0.5	<0.5	NA	NA	NA	NA	NA	NA	NA	NA	NA	190.35	10.16	NA	180.19	NA	NA
MW-5	08/24/1995	<50	NA	<0.5	<0.5	<0.5	<0.5	NA	NA	NA	NA	NA	NA	NA	NA	NA	190.35	12.98	NA	177.37	NA	NA
MW-5	11/10/1995	<50	NA	<0.5	<0.5	<0.5	<0.5	NA	NA	NA	NA	NA	NA	NA	NA	NA	190.35	15.12	NA	175.23	NA	NA
MW-5	02/24/1996	NA	NA	NA	NA	NA	NA	NA	NA	NA	NA	NA	NA	NA	NA	NA	190.35	NA	NA	NA	NA	NA
MW-5	05/22/1996	<2,000	NA	<20	<20	<20	<20	NA	NA	NA	NA	NA	NA	NA	NA	NA	190.35	10.10	NA	180.25	NA	NA
MW-5	08/19/1996	<2,500	NA	<25	<25	<25	<25	NA	NA	NA	NA	NA	NA	NA	NA	NA	190.35	13.09	NA	177.26	NA	NA
MW-5	12/05/1996	<500	NA	<5.0	<5.0	<5.0	<5.0	NA	NA	NA	NA	NA	NA	NA	NA	NA	190.35	13.31	NA	177.04	NA	NA
MW-5	02/20/1997	<1,000	NA	<10	<10	<10	<10	NA	NA	NA	NA	NA	NA	NA	NA	NA	190.35	9.55	NA	180.80	NA	NA
MW-5	05/30/1997	NA	NA	NA	NA	NA	NA	NA	NA	NA	NA	NA	NA	NA	NA	NA	190.35	12.40	NA	177.95	NA	NA

WELL CONCENTRATIONS
Shell-branded Service Station
6039 College Avenue
Oakland, CA

Well ID	Date	TPPH (ug/L)	TEPH (ug/L)	B (ug/L)	T (ug/L)	E (ug/L)	X (ug/L)	MTBE 8020 (ug/L)	MTBE 8260 (ug/L)	DIPE (ug/L)	ETBE (ug/L)	TAME (ug/L)	TBA (ug/L)	1,2 DCA (ug/L)	EDB (ug/L)	Ethanol (ug/L)	TOC (MSL)	Depth to Water (ft.)	Depth to SPH (ft.)	GW Elevation (MSL)	SPH Thickness (ft.)	DO Reading (ppm)
MW-5	08/18/1997	NA	NA	NA	NA	NA	NA	NA	NA	NA	NA	NA	NA	NA	NA	NA	190.35	14.19	NA	176.16	NA	NA
MW-5	11/03/1997	NA	NA	NA	NA	NA	NA	NA	NA	NA	NA	NA	NA	NA	NA	NA	190.35	13.66	NA	176.69	NA	NA
MW-5	01/20/1998	<50	NA	<0.50	<0.50	<0.50	<0.50	1,600	NA	NA	NA	NA	NA	NA	NA	NA	190.35	8.06	NA	182.29	NA	NA
MW-5	06/05/1998	NA	NA	NA	NA	NA	NA	NA	NA	NA	NA	NA	NA	NA	NA	NA	190.35	9.95	NA	180.40	NA	NA
MW-5	07/23/1998	NA	NA	NA	NA	NA	NA	NA	NA	NA	NA	NA	NA	NA	NA	NA	190.35	11.10	NA	179.25	NA	NA
MW-5	11/19/1998	NA	NA	NA	NA	NA	NA	NA	NA	NA	NA	NA	NA	NA	NA	NA	190.35	12.21	NA	178.14	NA	NA
MW-5	02/03/1999	<500	NA	<5.00	<5.00	<5.00	<5.00	2850	NA	NA	NA	NA	NA	NA	NA	NA	190.35	12.99	NA	177.36	NA	2.4
MW-5	06/04/1999	NA	NA	NA	NA	NA	NA	NA	NA	NA	NA	NA	NA	NA	NA	NA	190.35	12.08	NA	178.27	NA	NA
MW-5	08/31/1999	<50.0	NA	<0.500	<0.500	<0.500	<0.500	4,260	NA	NA	NA	NA	NA	NA	NA	NA	190.35	14.05	NA	176.30	NA	2.7
MW-5	12/10/1999	NA	NA	NA	NA	NA	NA	NA	NA	NA	NA	NA	NA	NA	NA	NA	190.35	15.41	NA	174.94	NA	NA
MW-5	02/11/2000	<50.0	NA	<0.500	<0.500	<0.500	<0.500	<2.50	NA	NA	NA	NA	NA	NA	NA	NA	190.35	12.42	NA	177.93	NA	1.7
MW-5	05/04/2000	NA	NA	NA	NA	NA	NA	NA	NA	NA	NA	NA	NA	NA	NA	NA	190.35	11.13	NA	179.22	NA	NA
MW-5	08/31/2000	<500	NA	<5.00	<5.00	<5.00	<5.00	13,000	15,700b	NA	NA	NA	NA	NA	NA	NA	190.35	13.53	NA	176.82	NA	c
MW-5	11/30/2000	NA	NA	NA	NA	NA	NA	NA	NA	NA	NA	NA	NA	NA	NA	NA	190.35	14.65	NA	175.70	NA	NA
MW-5	02/13/2001	<50.0	NA	<0.500	<0.500	<0.500	<0.500	2,440	NA	NA	NA	NA	NA	NA	NA	NA	190.35	12.05	NA	178.30	NA	4.1
MW-5	05/29/2001	<500	NA	<5.0	<5.0	<5.0	<5.0	NA	1,300	NA	NA	NA	NA	NA	NA	NA	190.35	13.26	NA	177.09	NA	NA
MW-5	07/30/2001	<50	NA	<0.50	<0.50	<0.50	<0.50	NA	310	NA	NA	NA	NA	NA	NA	NA	190.35	14.49	NA	175.86	NA	NA
MW-5	12/12/2001	<200	NA	<2.0	<2.0	<2.0	<2.0	NA	350	NA	NA	NA	NA	NA	NA	NA	190.35	12.08	NA	178.27	NA	NA
MW-5	01/31/2002	61	NA	<0.50	<0.50	<0.50	<0.50	NA	280	NA	NA	NA	NA	NA	NA	NA	190.35	11.29	NA	179.06	NA	NA
MW-5	05/31/2002	<50	NA	<0.50	<0.50	<0.50	<0.50	NA	130	NA	NA	NA	NA	NA	NA	NA	190.35	12.75	NA	177.60	NA	NA
MW-5	07/25/2002	<50	NA	<0.50	<0.50	<0.50	<0.50	NA	190	NA	NA	NA	NA	NA	NA	NA	190.35	14.12	NA	176.23	NA	NA
MW-5	11/26/2002	Unable to sample		NA	NA	NA	NA	NA	NA	NA	NA	NA	NA	NA	NA	NA	195.01	16.17	NA	178.84	NA	NA
MW-5	12/06/2002	<50	NA	<0.50	<0.50	<0.50	<0.50	NA	24	NA	NA	NA	NA	NA	NA	NA	195.01	16.39	NA	178.62	NA	NA
MW-5	01/29/2003	<50	NA	<0.50	<0.50	<0.50	<0.50	NA	100	NA	NA	NA	NA	NA	NA	NA	195.01	11.20	NA	183.81	NA	NA
MW-5	06/03/2003	<250	NA	<2.5	<2.5	<2.5	<5.0	NA	120	<10	<10	<10	2,200	<2.5	<2.5	<250	195.01	12.53	NA	182.48	NA	NA
MW-5	08/27/2003	<50	NA	<0.50	<0.50	<0.50	<1.0	NA	19	NA	NA	NA	180	NA	NA	NA	195.01	14.32	NA	180.69	NA	NA
MW-5	11/13/2003	<50	NA	<0.50	<0.50	<0.50	<1.0	NA	15	NA	NA	NA	46	NA	NA	NA	195.01	15.48	NA	179.53	NA	NA
MW-5	02/05/2004	<50	NA	<0.50	<0.50	<0.50	<1.0	NA	17	NA	NA	NA	790	NA	NA	NA	195.01	11.88	NA	183.13	NA	NA
MW-5	05/03/2004	<250	NA	<2.5	<2.5	<2.5	<5.0	NA	32	NA	NA	NA	1,300	NA	NA	NA	195.01	11.92	NA	183.09	NA	NA
MW-5	08/30/2004	<50	NA	<0.50	<0.50	<0.50	<1.0	NA	7.8	<2.0	<2.0	<2.0	95	NA	NA	NA	195.01	13.82	NA	181.19	NA	NA
MW-5	11/22/2004	<50	NA	<0.50	<0.50	<0.50	<1.0	NA	4.1	NA	NA	NA	60	NA	NA	NA	195.01	13.89	NA	181.12	NA	NA
MW-5	02/02/2005	<50	NA	<0.50	<0.50	<0.50	<1.0	NA	4.3	NA	NA	NA	400	NA	NA	NA	195.01	10.30	NA	184.71	NA	NA
MW-5	05/09/2005	<50	NA	<0.50	<0.50	<0.50	<1.0	NA	2.4	NA	NA	NA	24	NA	NA	NA	195.01	10.20	NA	184.81	NA	NA
MW-5	08/16/2005	<50	NA	<0.50	<0.50	<0.50	<1.0	NA	4.4	<2.0	<2.0	<2.0	37	NA	NA	NA	195.01	12.42	NA	182.59	NA	NA
MW-5	11/16/2005	201	NA	<0.500	<0.500	<0.500	<0.500	NA	1.23	NA	NA	NA	31.1	NA	NA	NA	195.01	14.28	NA	180.73	NA	NA
MW-5	02/10/2006	<50.0	NA	<0.500	<0.500	<0.500	<0.500	NA	2.32	NA	NA	NA	97.3	NA	NA	NA	195.01	10.58	NA	184.43	NA	NA

WELL CONCENTRATIONS
Shell-branded Service Station
6039 College Avenue
Oakland, CA

Well ID	Date	TPPH (ug/L)	TEPH (ug/L)	B (ug/L)	T (ug/L)	E (ug/L)	X (ug/L)	MTBE 8020 (ug/L)	MTBE 8260 (ug/L)	DIPE (ug/L)	ETBE (ug/L)	TAME (ug/L)	TBA (ug/L)	1,2 DCA (ug/L)	EDB (ug/L)	Ethanol (ug/L)	TOC (MSL)	Depth to Water (ft.)	Depth to SPH (ft.)	GW Elevation (MSL)	SPH Thickness (ft.)	DO Reading (ppm)
MW-5	05/26/2006	<50.0	NA	<0.500	<0.500	<0.500	0.950 g	NA	10.8	NA	NA	NA	104	NA	NA	NA	195.01	9.98	NA	185.03	NA	NA
MW-5	08/31/2006	<50.0	NA	<0.500	<0.500	<0.500	<0.500	NA	6.69	<0.500	<0.500	<0.500	31.4	NA	NA	NA	195.01	12.02	NA	182.99	NA	NA
MW-5	11/08/2006	<50	NA	<0.50	<0.50	<0.50	<1.0	NA	2.3	NA	NA	NA	<5.0	NA	NA	NA	195.01	13.41	NA	181.60	NA	NA
MW-5	02/22/2007	<50	NA	<0.50	<1.0	<0.50	<1.0	NA	0.81	NA	NA	NA	<5.0	NA	NA	NA	195.01	12.32	NA	182.69	NA	NA
MW-5	05/29/2007	<50 h	NA	<0.50	<1.0	<1.0	<1.0	NA	0.33 i	NA	NA	NA	<10	NA	NA	NA	195.01	13.78	NA	181.23	NA	NA
MW-6	09/21/1993	<50	<50	<0.5	<0.5	<0.5	<0.5	NA	NA	NA	NA	NA	NA	NA	NA	NA	189.05	14.64	NA	174.41	NA	NA
MW-6	11/19/1993	NA	NA	NA	NA	NA	NA	NA	NA	NA	NA	NA	NA	NA	NA	NA	189.05	NA	NA	NA	NA	NA
MW-6	02/28/1994	98a	NA	<0.5	<0.5	<0.5	<0.5	NA	NA	NA	NA	NA	NA	NA	NA	NA	189.05	12.18	NA	176.87	NA	NA
MW-6	05/04/1994	<50	NA	<0.5	<0.5	<0.5	<0.5	NA	NA	NA	NA	NA	NA	NA	NA	NA	189.05	13.62	NA	175.43	NA	NA
MW-6	08/10/1994	80a	NA	<0.5	<0.5	<0.5	<0.5	NA	NA	NA	NA	NA	NA	NA	NA	NA	189.05	14.98	NA	174.07	NA	NA
MW-6	11/08/1994	NA	NA	NA	NA	NA	NA	NA	NA	NA	NA	NA	NA	NA	NA	NA	189.05	12.20	NA	176.85	NA	NA
MW-6	02/01/1995	120	NA	3.5	21	3.4	22	NA	NA	NA	NA	NA	NA	NA	NA	NA	189.05	8.70	NA	180.35	NA	NA
MW-6	05/10/1995	NA	NA	NA	NA	NA	NA	NA	NA	NA	NA	NA	NA	NA	NA	NA	189.05	9.86	NA	179.19	NA	NA
MW-6	08/24/1995	80	NA	<0.5	<0.5	1.8	2.4	NA	NA	NA	NA	NA	NA	NA	NA	NA	189.05	12.46	NA	176.59	NA	NA
MW-6	11/10/1995	<50	NA	<0.5	<0.5	<0.5	<0.5	NA	NA	NA	NA	NA	NA	NA	NA	NA	189.05	14.56	NA	174.49	NA	NA
MW-6	11/10/1995	60	NA	<0.5	<0.5	<0.5	<0.5	NA	NA	NA	NA	NA	NA	NA	NA	NA	189.05	14.56	NA	174.49	NA	NA
MW-6	02/24/1996	NA	NA	NA	NA	NA	NA	NA	NA	NA	NA	NA	NA	NA	NA	NA	189.05	NA	NA	NA	NA	NA
MW-6	05/22/1996	<50	NA	<0.5	<0.5	<0.5	<0.5	290	NA	NA	NA	NA	NA	NA	NA	NA	189.05	10.23	NA	178.82	NA	NA
MW-6	08/19/1996	<1,250	NA	<12	<12	<12	<12	1,100	NA	NA	NA	NA	NA	NA	NA	NA	189.05	12.61	NA	176.44	NA	NA
MW-6	12/05/1996	<125	NA	<1.2	<1.2	<1.2	<1.2	440	NA	NA	NA	NA	NA	NA	NA	NA	189.05	12.47	NA	176.58	NA	NA
MW-6	02/20/1997	<100	NA	<1.0	<1.0	<1.0	<1.0	480	NA	NA	NA	NA	NA	NA	NA	NA	189.05	9.85	NA	179.20	NA	NA
MW-6	05/30/1997	NA	NA	NA	NA	NA	NA	NA	NA	NA	NA	NA	NA	NA	NA	NA	189.05	11.96	NA	177.09	NA	NA
MW-6	08/18/1997	NA	NA	NA	NA	NA	NA	NA	NA	NA	NA	NA	NA	NA	NA	NA	189.05	13.65	NA	175.40	NA	NA
MW-6	11/03/1997	NA	NA	NA	NA	NA	NA	NA	NA	NA	NA	NA	NA	NA	NA	NA	189.05	NA	NA	NA	NA	NA
MW-6	01/20/1998	<50	NA	<0.50	<0.50	<0.50	<0.50	340	NA	NA	NA	NA	NA	NA	NA	NA	189.05	7.76	NA	181.29	NA	NA
MW-6	06/05/1998	NA	NA	NA	NA	NA	NA	NA	NA	NA	NA	NA	NA	NA	NA	NA	189.05	9.85	NA	179.20	NA	NA
MW-6	07/23/1998	NA	NA	NA	NA	NA	NA	NA	NA	NA	NA	NA	NA	NA	NA	NA	189.05	10.99	NA	178.06	NA	NA
MW-6	11/19/1998	NA	NA	NA	NA	NA	NA	NA	NA	NA	NA	NA	NA	NA	NA	NA	189.05	11.36	NA	177.69	NA	NA
MW-6	02/03/1999	Well Inaccessible		NA	NA	NA	NA	NA	NA	NA	NA	NA	NA	NA	NA	NA	189.05	NA	NA	NA	NA	NA
MW-6	06/04/1999	Well Inaccessible		NA	NA	NA	NA	NA	NA	NA	NA	NA	NA	NA	NA	NA	189.05	NA	NA	NA	NA	NA
MW-6	06/22/1999	<5,000	NA	<50.0	<50.0	<50.0	<50.0	2,800	NA	NA	NA	NA	NA	NA	NA	NA	189.05	12.15	NA	176.90	NA	2.1
MW-6	08/31/1999	<50.0	NA	<0.500	<0.500	<0.500	<0.500	3,390	NA	NA	NA	NA	NA	NA	NA	NA	189.05	13.62	NA	175.43	NA	2.5
MW-6	12/10/1999	NA	NA	NA	NA	NA	NA	NA	NA	NA	NA	NA	NA	NA	NA	NA	189.05	14.98	NA	174.07	NA	NA
MW-6	02/11/2000	<50.0	NA	<0.500	<0.500	<0.500	<0.500	<2.50	NA	NA	NA	NA	NA	NA	NA	NA	189.05	12.00	NA	177.05	NA	1.1
MW-6	05/04/2000	NA	NA	NA	NA	NA	NA	NA	NA	NA	NA	NA	NA	NA	NA	NA	189.05	10.94	NA	178.11	NA	NA

WELL CONCENTRATIONS
Shell-branded Service Station
6039 College Avenue
Oakland, CA

Well ID	Date	TPPH (ug/L)	TEPH (ug/L)	B (ug/L)	T (ug/L)	E (ug/L)	X (ug/L)	MTBE 8020 (ug/L)	MTBE 8260 (ug/L)	DIPE (ug/L)	ETBE (ug/L)	TAME (ug/L)	TBA (ug/L)	1,2 DCA (ug/L)	EDB (ug/L)	Ethanol (ug/L)	TOC (MSL)	Depth to Water (ft.)	Depth to SPH (ft.)	GW Elevation (MSL)	SPH Thickness (ft.)	DO Reading (ppm)
MW-6	08/31/2000	<250	NA	<2.50	<2.50	<2.50	<2.50	4,460	NA	NA	NA	NA	NA	NA	NA	NA	189.05	13.19	NA	175.86	NA	c
MW-6	11/30/2000	NA	NA	NA	NA	NA	NA	NA	NA	NA	NA	NA	NA	NA	NA	NA	189.05	14.28	NA	174.77	NA	NA
MW-6	02/13/2001	Well Inaccessible		NA	NA	NA	NA	NA	NA	NA	NA	NA	NA	NA	NA	NA	189.05	NA	NA	NA	NA	NA
MW-6	02/16/2001	<500	NA	<5.00	<5.00	<5.00	<5.00	3,910	NA	NA	NA	NA	NA	NA	NA	NA	189.05	12.10	NA	176.95	NA	3.8
MW-6	05/29/2001	<500	NA	<5.0	<5.0	<5.0	<5.0	NA	2,000	NA	NA	NA	NA	NA	NA	NA	189.05	12.94	NA	176.11	NA	NA
MW-6	07/30/2001	<500	NA	<5.0	<5.0	<5.0	<5.0	NA	2,700	NA	NA	NA	NA	NA	NA	NA	189.05	14.10	NA	174.95	NA	NA
MW-6	12/12/2001	<500	NA	<5.0	<5.0	<5.0	<5.0	NA	2,100	<5.0	<5.0	<5.0	97	NA	NA	<500	189.05	12.11	NA	176.94	NA	NA
MW-6	01/31/2002	<500	NA	<5.0	<5.0	<5.0	<5.0	NA	2,000	NA	NA	NA	NA	NA	NA	NA	189.05	11.16	NA	177.89	NA	NA
MW-6	05/31/2002	<500	NA	<5.0	<5.0	<5.0	<5.0	NA	1,800	NA	NA	NA	NA	NA	NA	NA	189.05	12.52	NA	176.53	NA	NA
MW-6	07/25/2002	<500	NA	<5.0	<5.0	<5.0	<5.0	NA	1,800	NA	NA	NA	NA	NA	NA	NA	189.05	13.68	NA	175.37	NA	NA
MW-6	11/26/2002	Well Inaccessible		NA	NA	NA	NA	NA	NA	NA	NA	NA	NA	NA	NA	NA	193.75	NA	NA	NA	NA	NA
MW-6	12/06/2002	<50	NA	<0.50	<0.50	<0.50	<0.50	NA	280	NA	NA	NA	NA	NA	NA	NA	193.75	16.01	NA	177.74	NA	NA
MW-6	01/29/2003	Well Inaccessible		NA	NA	NA	NA	NA	NA	NA	NA	NA	NA	NA	NA	NA	193.75	NA	NA	NA	NA	NA
MW-6	02/05/2003	<50	NA	<0.50	<0.50	<0.50	<0.50	NA	120	NA	NA	NA	NA	NA	NA	NA	193.75	11.71	NA	182.04	NA	NA
MW-6	06/03/2003	<50	NA	<0.50	<0.50	<0.50	<1.0	NA	69	<2.0	<2.0	<2.0	970	<0.50	<0.50	<50	193.75	12.33	NA	181.42	NA	NA
MW-6	08/27/2003	130	NA	<1.3	<1.3	<1.3	<2.5	NA	28	NA	NA	NA	880	NA	NA	NA	193.75	13.83	NA	179.92	NA	NA
MW-6	11/13/2003	<50	NA	<0.50	<0.50	<0.50	<1.0	NA	6.8	NA	NA	NA	710	NA	NA	NA	193.75	15.05	NA	178.70	NA	NA
MW-6	02/05/2004	<50	NA	<0.50	<0.50	<0.50	<1.0	NA	14	NA	NA	NA	290	NA	NA	NA	193.75	11.44	NA	182.31	NA	NA
MW-6	05/03/2004	<50	NA	<0.50	<0.50	<0.50	<1.0	NA	10	NA	NA	NA	200	NA	NA	NA	193.75	11.74	NA	182.01	NA	NA
MW-6	08/30/2004	78 e	NA	<0.50	<0.50	<0.50	<1.0	NA	4.9	<2.0	<2.0	<2.0	120	NA	NA	NA	193.75	13.52	NA	180.23	NA	NA
MW-6	11/22/2004	<50	NA	<0.50	<0.50	<0.50	<1.0	NA	4.6	NA	NA	NA	110	NA	NA	NA	193.75	13.65	NA	180.10	NA	NA
MW-6	02/02/2005	<50	NA	<0.50	<0.50	<0.50	<1.0	NA	12	NA	NA	NA	95	NA	NA	NA	193.75	10.78	NA	182.97	NA	NA
MW-6	05/09/2005	<50	NA	<0.50	<0.50	<0.50	<1.0	NA	2.1	NA	NA	NA	<5.0	NA	NA	NA	193.75	10.10	NA	183.65	NA	NA
MW-6	08/16/2005	<50	NA	<0.50	<0.50	<0.50	<1.0	NA	3.6	<2.0	<2.0	<2.0	27	NA	NA	NA	193.75	12.05	NA	181.70	NA	NA
MW-6	11/16/2005	<50.0	NA	<0.500	<0.500	<0.500	<0.500	NA	1.52	NA	NA	NA	12.5	NA	NA	NA	193.75	13.85	NA	179.90	NA	NA
MW-6	02/10/2006	<50.0	NA	<0.500	<0.500	<0.500	<0.500	NA	3.34	NA	NA	NA	35.4	NA	NA	NA	193.75	10.39	NA	183.36	NA	NA
MW-6	05/26/2006	<50.0	NA	<0.500	<0.500	<0.500	0.830 g	NA	1.63	NA	NA	NA	11.5	NA	NA	NA	193.75	9.73	NA	184.02	NA	NA
MW-6	08/31/2006	<50.0	NA	<0.500	<0.500	<0.500	<0.500	NA	4.09	<0.500	<0.500	<0.500	<10.0	NA	NA	NA	193.75	11.74	NA	182.01	NA	NA
MW-6	11/08/2006	<50	NA	<0.50	<0.50	<0.50	<1.0	NA	2.0	NA	NA	NA	7.4	NA	NA	NA	193.75	13.16	NA	180.59	NA	NA
MW-6	02/22/2007	<50	NA	<0.50	<1.0	<0.50	<1.0	NA	1.8	NA	NA	NA	<5.0	NA	NA	NA	193.75	11.90	NA	181.85	NA	NA
MW-6	05/29/2007	<50 h	NA	<0.50	<1.0	<1.0	<1.0	NA	1.4	NA	NA	NA	<10	NA	NA	NA	193.75	13.40	NA	180.35	NA	NA

MW-7	05/22/2006	NA	NA	NA	NA	NA	NA	NA	NA	NA	NA	NA	NA	NA	NA	NA	197.44	10.09	NA	187.35	NA	NA
MW-7	05/26/2006	1,250	NA	<0.500	<0.500	0.530	1.21	NA	15.3	NA	NA	NA	17.4	NA	NA	NA	197.44	10.41	NA	187.03	NA	NA
MW-7	08/31/2006	<50.0	NA	<0.500	<0.500	<0.500	<0.500	NA	<0.500	NA	NA	NA	<10.0	NA	NA	NA	197.44	12.90	NA	184.54	NA	NA
MW-7	11/08/2006	<50	NA	<0.50	<0.50	<0.50	<1.0	NA	<0.50	NA	NA	NA	<5.0	NA	NA	NA	197.44	14.55	NA	182.89	NA	NA

WELL CONCENTRATIONS
Shell-branded Service Station
6039 College Avenue
Oakland, CA

Well ID	Date	TPPH (ug/L)	TEPH (ug/L)	B (ug/L)	T (ug/L)	E (ug/L)	X (ug/L)	MTBE 8020 (ug/L)	MTBE 8260 (ug/L)	DIPE (ug/L)	ETBE (ug/L)	TAME (ug/L)	TBA (ug/L)	1,2 DCA (ug/L)	EDB (ug/L)	Ethanol (ug/L)	TOC (MSL)	Depth to Water (ft.)	Depth to SPH (ft.)	GW Elevation (MSL)	SPH Thickness (ft.)	DO Reading (ppm)
MW-7	02/22/2007	<50	NA	<0.50	<1.0	<0.50	<1.0	NA	1.4	NA	NA	NA	<5.0	NA	NA	NA	197.44	13.37	NA	184.07	NA	NA
MW-7	05/29/2007	61 h	NA	<0.50	<1.0	<1.0	<1.0	NA	1.7	NA	NA	NA	<10	NA	NA	NA	197.44	14.82	NA	182.62	NA	NA

T-1	05/30/1997	NA	NA	NA	NA	NA	NA	NA	NA	NA	NA	NA	NA	NA	NA	NA	NA	Dry	NA	NA	NA	NA
T-1	08/18/1997	NA	NA	NA	NA	NA	NA	NA	NA	NA	NA	NA	NA	NA	NA	NA	NA	Dry	NA	NA	NA	NA
T-1	11/03/1997	NA	NA	NA	NA	NA	NA	NA	NA	NA	NA	NA	NA	NA	NA	NA	NA	Dry	NA	NA	NA	NA
T-1	01/20/1998	NA	NA	NA	NA	NA	NA	NA	NA	NA	NA	NA	NA	NA	NA	NA	NA	Dry	NA	NA	NA	NA
T-1	06/05/1998	NA	NA	NA	NA	NA	NA	NA	NA	NA	NA	NA	NA	NA	NA	NA	NA	Dry	NA	NA	NA	NA
T-1	07/23/1998	NA	NA	NA	NA	NA	NA	NA	NA	NA	NA	NA	NA	NA	NA	NA	NA	Dry	NA	NA	NA	NA
T-1	11/19/1998	NA	NA	NA	NA	NA	NA	NA	NA	NA	NA	NA	NA	NA	NA	NA	NA	Dry	NA	NA	NA	NA
T-1	02/03/1999	NA	NA	NA	NA	NA	NA	NA	NA	NA	NA	NA	NA	NA	NA	NA	NA	Dry	NA	NA	NA	NA
T-1	06/04/1999	NA	NA	NA	NA	NA	NA	NA	NA	NA	NA	NA	NA	NA	NA	NA	NA	Dry	NA	NA	NA	NA
T-1	08/31/1999	NA	NA	NA	NA	NA	NA	NA	NA	NA	NA	NA	NA	NA	NA	NA	NA	Dry	NA	NA	NA	NA
T-1	12/10/1999	NA	NA	NA	NA	NA	NA	NA	NA	NA	NA	NA	NA	NA	NA	NA	NA	Dry	NA	NA	NA	NA
T-1	02/11/2000	NA	NA	NA	NA	NA	NA	NA	NA	NA	NA	NA	NA	NA	NA	NA	NA	Dry	NA	NA	NA	NA
T-1	05/04/2000	NA	NA	NA	NA	NA	NA	NA	NA	NA	NA	NA	NA	NA	NA	NA	NA	Dry	NA	NA	NA	NA
T-1	08/31/2000	NA	NA	NA	NA	NA	NA	NA	NA	NA	NA	NA	NA	NA	NA	NA	NA	Dry	NA	NA	NA	NA
T-1	11/30/2000	NA	NA	NA	NA	NA	NA	NA	NA	NA	NA	NA	NA	NA	NA	NA	NA	Dry	NA	NA	NA	NA
T-1	02/13/2001	NA	NA	NA	NA	NA	NA	NA	NA	NA	NA	NA	NA	NA	NA	NA	NA	Dry	NA	NA	NA	NA
T-1	05/29/2001	NA	NA	NA	NA	NA	NA	NA	NA	NA	NA	NA	NA	NA	NA	NA	NA	Dry	NA	NA	NA	NA
T-1	07/30/2001	NA	NA	NA	NA	NA	NA	NA	NA	NA	NA	NA	NA	NA	NA	NA	NA	Dry	NA	NA	NA	NA
T-1	12/12/2001	NA	NA	NA	NA	NA	NA	NA	NA	NA	NA	NA	NA	NA	NA	NA	NA	Dry	NA	NA	NA	NA
T-1	01/31/2002	NA	NA	NA	NA	NA	NA	NA	NA	NA	NA	NA	NA	NA	NA	NA	NA	Dry	NA	NA	NA	NA
T-1	05/22/2002 d	NA	NA	NA	NA	NA	NA	NA	NA	NA	NA	NA	NA	NA	NA	NA	198.07	NA	NA	NA	NA	NA

T-2	05/30/1997	NA	NA	NA	NA	NA	NA	NA	NA	NA	NA	NA	NA	NA	NA	NA	NA	Dry	NA	NA	NA	NA
T-2	08/18/1997	NA	NA	NA	NA	NA	NA	NA	NA	NA	NA	NA	NA	NA	NA	NA	NA	Dry	NA	NA	NA	NA
T-2	11/03/1997	NA	NA	NA	NA	NA	NA	NA	NA	NA	NA	NA	NA	NA	NA	NA	NA	Dry	NA	NA	NA	NA
T-2	01/20/1998	NA	NA	NA	NA	NA	NA	NA	NA	NA	NA	NA	NA	NA	NA	NA	NA	Dry	NA	NA	NA	NA
T-2	06/05/1998	NA	NA	NA	NA	NA	NA	NA	NA	NA	NA	NA	NA	NA	NA	NA	NA	Dry	NA	NA	NA	NA
T-2	07/23/1998	NA	NA	NA	NA	NA	NA	NA	NA	NA	NA	NA	NA	NA	NA	NA	NA	Dry	NA	NA	NA	NA
T-2	11/19/1998	NA	NA	NA	NA	NA	NA	NA	NA	NA	NA	NA	NA	NA	NA	NA	NA	Dry	NA	NA	NA	NA
T-2	02/03/1999	NA	NA	NA	NA	NA	NA	NA	NA	NA	NA	NA	NA	NA	NA	NA	NA	Dry	NA	NA	NA	NA
T-2	06/04/1999	NA	NA	NA	NA	NA	NA	NA	NA	NA	NA	NA	NA	NA	NA	NA	NA	Dry	NA	NA	NA	NA
T-2	08/31/1999	NA	NA	NA	NA	NA	NA	NA	NA	NA	NA	NA	NA	NA	NA	NA	NA	Dry	NA	NA	NA	NA
T-2	12/10/1999	NA	NA	NA	NA	NA	NA	NA	NA	NA	NA	NA	NA	NA	NA	NA	NA	Dry	NA	NA	NA	NA

WELL CONCENTRATIONS
Shell-branded Service Station
6039 College Avenue
Oakland, CA

Well ID	Date	TPPH (ug/L)	TEPH (ug/L)	B (ug/L)	T (ug/L)	E (ug/L)	X (ug/L)	MTBE 8020 (ug/L)	MTBE 8260 (ug/L)	DIPE (ug/L)	ETBE (ug/L)	TAME (ug/L)	TBA (ug/L)	1,2 DCA (ug/L)	EDB (ug/L)	Ethanol (ug/L)	TOC (MSL)	Depth to Water (ft.)	Depth to SPH (ft.)	GW Elevation (MSL)	SPH Thickness (ft.)	DO Reading (ppm)
T-2	02/11/2000	NA	NA	NA	NA	NA	NA	NA	NA	NA	NA	NA	NA	NA	NA	NA	NA	Dry	NA	NA	NA	NA
T-2	05/04/2000	NA	NA	NA	NA	NA	NA	NA	NA	NA	NA	NA	NA	NA	NA	NA	NA	Dry	NA	NA	NA	NA
T-2	08/31/2000	NA	NA	NA	NA	NA	NA	NA	NA	NA	NA	NA	NA	NA	NA	NA	NA	Dry	NA	NA	NA	NA
T-2	11/30/2000	NA	NA	NA	NA	NA	NA	NA	NA	NA	NA	NA	NA	NA	NA	NA	NA	7.50	NA	NA	NA	NA
T-2	02/13/2001	NA	NA	NA	NA	NA	NA	NA	NA	NA	NA	NA	NA	NA	NA	NA	NA	Dry	NA	NA	NA	NA
T-2	05/29/2001	NA	NA	NA	NA	NA	NA	NA	NA	NA	NA	NA	NA	NA	NA	NA	NA	Dry	NA	NA	NA	NA
T-2	07/30/2001	NA	NA	NA	NA	NA	NA	NA	NA	NA	NA	NA	NA	NA	NA	NA	NA	Dry	NA	NA	NA	NA
T-2	12/12/2001	NA	NA	NA	NA	NA	NA	NA	NA	NA	NA	NA	NA	NA	NA	NA	NA	Dry	NA	NA	NA	NA
T-2	01/31/2002	NA	NA	NA	NA	NA	NA	NA	NA	NA	NA	NA	NA	NA	NA	NA	NA	Dry	NA	NA	NA	NA
T-2	05/22/2002 d	NA	NA	NA	NA	NA	NA	NA	NA	NA	NA	NA	NA	NA	NA	NA	198.47	NA	NA	NA	NA	NA

Abbreviations:

TPPH = Total petroleum hydrocarbons as gasoline by EPA Method 8260B; prior to May 29, 2001, analyzed by EPA Method 8015.

TEPH = Total petroleum hydrocarbons as diesel by modified EPA Method 8015.

BTEX = Benzene, toluene, ethylbenzene, xylenes by EPA Method 8260B; prior to May 29, 2001, analyzed by EPA Method 8020.

MTBE = Methyl tertiary butyl ether

DIPE = Di-isopropyl ether, analyzed by EPA Method 8260B

ETBE = Ethyl tertiary butyl ether, analyzed by EPA Method 8260B

TAME = Tertiary amyl methyl ether, analyzed by EPA Method 8260B

TBA = Tertiary butyl alcohol, analyzed by EPA Method 8260B

1,2-DCA = 1,2-dichloroethane, analyzed by EPA Method 8260B

EDB = Ethylene dibromide, analyzed by EPA Method 8260B

TOC = Top of Casing Elevation

SPH = Separate-Phase Hydrocarbons

GW = Groundwater

DO = Dissolved Oxygen

ug/L = Parts per billion

ppm = Parts per million

MSL = Mean sea level

ft. = Feet

<n = Below detection limit

NA = Not applicable

ND = Not detected at or above the minimum quantitation limits.

WELL CONCENTRATIONS
Shell-branded Service Station
6039 College Avenue
Oakland, CA

Well ID	Date	TPPH (ug/L)	TEPH (ug/L)	B (ug/L)	T (ug/L)	E (ug/L)	X (ug/L)	MTBE 8020 (ug/L)	MTBE 8260 (ug/L)	DIPE (ug/L)	ETBE (ug/L)	TAME (ug/L)	TBA (ug/L)	1,2 DCA (ug/L)	EDB (ug/L)	Ethanol (ug/L)	TOC (MSL)	Depth to Water (ft.)	Depth to SPH (ft.)	GW Elevation (MSL)	SPH Thickness (ft.)	DO Reading (ppm)
---------	------	----------------	----------------	-------------	-------------	-------------	-------------	------------------------	------------------------	----------------	----------------	----------------	---------------	----------------------	---------------	-------------------	--------------	----------------------------	--------------------------	--------------------------	---------------------------	------------------------

Notes:

a = Chromatogram patterns indicate an unidentified hydrocarbon/Hydrocarbon does not match pattern of laboratory's standard.

b = Sample was analyzed outside the EPA recommended holding time.

c = DO Readings not taken this event.

d = Survey date only.

e = Sample contains discrete peak in gasoline range.

f = Quantity of unknown hydrocarbon(s) in sample based on gasoline.

g = Analyte was detected in the associated Method Blank.

h = Analyzed by EPA Method 8015B (M).

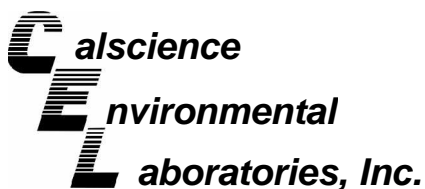
i = Analyte was detected at a concentration below the reporting limit and above the laboratory method detection limit. Reported value is estimated.

Ethanol analyzed by EPA Method 8260B.

Site surveyed May 22, 2002 by Virgil Chavez Land Surveying of Vallejo, CA.

When separate-phase hydrocarbons are present, ground water elevation is adjusted using the relation: Corrected ground water elevation = Top-of-casing elevation - depth to water + (0.8 x hydrocarbon thickness).

Well MW-7 2Q06 survey data provided by Cambria Environmental Technology, Inc.



June 08, 2007

Michael Ninokata
Blaine Tech Services, Inc.
1680 Rogers Avenue
San Jose, CA 95112-1105

Subject: **Calscience Work Order No.: 07-06-0096**
Client Reference: 6039 College Ave., Oakland, CA

Dear Client:

Enclosed is an analytical report for the above-referenced project. The samples included in this report were received 6/2/2007 and analyzed in accordance with the attached chain-of-custody.

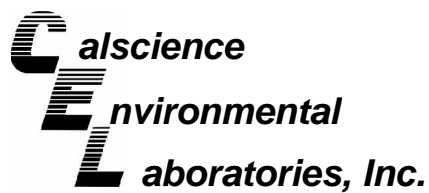
Unless otherwise noted, all analytical testing was accomplished in accordance with the guidelines established in our Quality Systems Manual, applicable standard operating procedures, and other related documentation. The original report of subcontracted analysis, if any, is provided herein, and follows the standard Calscience data package. The results in this analytical report are limited to the samples tested and any reproduction thereof must be made in its entirety.

If you have any questions regarding this report, please do not hesitate to contact the undersigned.

Sincerely,

A handwritten signature in black ink, appearing to read "Don Burley".

Calscience Environmental
Laboratories, Inc.
Don Burley
Project Manager



Analytical Report



Blaine Tech Services, Inc.
1680 Rogers Avenue
San Jose, CA 95112-1105

Date Received: 06/02/07
Work Order No: 07-06-0096
Preparation: EPA 5030B
Method: EPA 8015B (M)

Project: 6039 College Ave., Oakland, CA

Page 1 of 2

Client Sample Number	Lab Sample Number	Date Collected	Matrix	Instrument	Date Prepared	Date Analyzed	QC Batch ID
MW-3	07-06-0096-1	05/29/07	Aqueous	GC 25	06/04/07	06/04/07	070604B01

Parameter	Result	RL	DF	Qual	Units
TPH as Gasoline	1600	50	1		ug/L
<u>Surrogates:</u>	<u>REC (%)</u>	<u>Control Limits</u>		<u>Qual</u>	
1,4-Bromofluorobenzene	105	38-134			

MW-4	07-06-0096-2	05/29/07	Aqueous	GC 25	06/04/07	06/04/07	070604B01
------	--------------	----------	---------	-------	----------	----------	-----------

Parameter	Result	RL	DF	Qual	Units
TPH as Gasoline	2200	50	1		ug/L
<u>Surrogates:</u>	<u>REC (%)</u>	<u>Control Limits</u>		<u>Qual</u>	
1,4-Bromofluorobenzene	96	38-134			

MW-5	07-06-0096-3	05/29/07	Aqueous	GC 25	06/04/07	06/05/07	070604B01
------	--------------	----------	---------	-------	----------	----------	-----------

Parameter	Result	RL	DF	Qual	Units
TPH as Gasoline	ND	50	1		ug/L
<u>Surrogates:</u>	<u>REC (%)</u>	<u>Control Limits</u>		<u>Qual</u>	
1,4-Bromofluorobenzene	78	38-134			

MW-6	07-06-0096-4	05/29/07	Aqueous	GC 25	06/04/07	06/05/07	070604B01
------	--------------	----------	---------	-------	----------	----------	-----------

Parameter	Result	RL	DF	Qual	Units
TPH as Gasoline	ND	50	1		ug/L
<u>Surrogates:</u>	<u>REC (%)</u>	<u>Control Limits</u>		<u>Qual</u>	
1,4-Bromofluorobenzene	80	38-134			

RL - Reporting Limit , DF - Dilution Factor , Qual - Qualifiers

Analytical Report



Blaine Tech Services, Inc.
1680 Rogers Avenue
San Jose, CA 95112-1105

Date Received: 06/02/07
Work Order No: 07-06-0096
Preparation: EPA 5030B
Method: EPA 8015B (M)

Project: 6039 College Ave., Oakland, CA

Page 2 of 2

Client Sample Number	Lab Sample Number	Date Collected	Matrix	Instrument	Date Prepared	Date Analyzed	QC Batch ID
MW-7	07-06-0096-5	05/29/07	Aqueous	GC 25	06/04/07	06/05/07	070604B01

<u>Parameter</u>	<u>Result</u>	<u>RL</u>	<u>DF</u>	<u>Qual</u>	<u>Units</u>
TPH as Gasoline	61	50	1		ug/L
<u>Surrogates:</u>	<u>REC (%)</u>	<u>Control Limits</u>		<u>Qual</u>	
1,4-Bromofluorobenzene	79	38-134			

Method Blank	099-12-436-517	N/A	Aqueous	GC 25	06/04/07	06/04/07	070604B01
---------------------	-----------------------	------------	----------------	--------------	-----------------	-----------------	------------------

<u>Parameter</u>	<u>Result</u>	<u>RL</u>	<u>DF</u>	<u>Qual</u>	<u>Units</u>
TPH as Gasoline	ND	50	1		ug/L
<u>Surrogates:</u>	<u>REC (%)</u>	<u>Control Limits</u>		<u>Qual</u>	
1,4-Bromofluorobenzene	106	38-134			

RL - Reporting Limit , DF - Dilution Factor , Qual - Qualifiers

Analytical Report

Blaine Tech Services, Inc.
1680 Rogers Avenue
San Jose, CA 95112-1105

Date Received: 06/02/07
Work Order No: 07-06-0096
Preparation: EPA 5030B
Method: EPA 8260B
Units: ug/L

Project: 6039 College Ave., Oakland, CA

Page 1 of 2

Client Sample Number	Lab Sample Number	Date Collected	Matrix	Instrument	Date Prepared	Date Analyzed	QC Batch ID
MW-3	07-06-0096-1	05/29/07	Aqueous	GC/MS FF	06/07/07	06/07/07	070607L01

Parameter	Result	RL	MDL	DF	Qual	Parameter	Result	RL	MDL	DF	Qual
Benzene	32	0.50	0.19	1		o-Xylene	1.1	1.0	0.17	1	
Ethylbenzene	3.1	1.0	0.13	1		Methyl-t-Butyl Ether (MTBE)	52	1.0	0.23	1	
Toluene	3.0	1.0	0.23	1		Tert-Butyl Alcohol (TBA)	44	10	9.2	1	
p/m-Xylene	4.8	1.0	0.27	1							
<u>Surrogates:</u>	<u>REC (%)</u>	<u>Control Limits</u>			<u>Qual</u>	<u>Surrogates:</u>	<u>REC (%)</u>	<u>Control Limits</u>			<u>Qual</u>
Dibromofluoromethane	97	74-140				1,2-Dichloroethane-d4	99	74-146			
Toluene-d8	101	88-112				1,4-Bromofluorobenzene	97	74-110			

Client Sample Number	Lab Sample Number	Date Collected	Matrix	Instrument	Date Prepared	Date Analyzed	QC Batch ID
MW-4	07-06-0096-2	05/29/07	Aqueous	GC/MS FF	06/07/07	06/07/07	070607L01

Comment(s): -Results were evaluated to the MDL, concentrations >= to the MDL but < RL, if found, are qualified with a "J" flag.

Parameter	Result	RL	MDL	DF	Qual	Parameter	Result	RL	MDL	DF	Qual
Benzene	20	0.50	0.19	1		o-Xylene	0.81	1.0	0.17	1	J
Ethylbenzene	0.61	1.0	0.13	1	J	Methyl-t-Butyl Ether (MTBE)	9.6	1.0	0.23	1	
Toluene	1.1	1.0	0.23	1		Tert-Butyl Alcohol (TBA)	130	10	9.2	1	
p/m-Xylene	1.0	1.0	0.27	1							
<u>Surrogates:</u>	<u>REC (%)</u>	<u>Control Limits</u>			<u>Qual</u>	<u>Surrogates:</u>	<u>REC (%)</u>	<u>Control Limits</u>			<u>Qual</u>
Dibromofluoromethane	99	74-140				1,2-Dichloroethane-d4	102	74-146			
Toluene-d8	102	88-112				1,4-Bromofluorobenzene	99	74-110			

Client Sample Number	Lab Sample Number	Date Collected	Matrix	Instrument	Date Prepared	Date Analyzed	QC Batch ID
MW-5	07-06-0096-3	05/29/07	Aqueous	GC/MS FF	06/07/07	06/07/07	070607L01

Comment(s): -Results were evaluated to the MDL, concentrations >= to the MDL but < RL, if found, are qualified with a "J" flag.


Parameter	Result	RL	MDL	DF	Qual	Parameter	Result	RL	MDL	DF	Qual
Benzene	ND	0.50	0.19	1		o-Xylene	ND	1.0	0.17	1	
Ethylbenzene	ND	1.0	0.13	1		Methyl-t-Butyl Ether (MTBE)	0.33	1.0	0.23	1	J
Toluene	ND	1.0	0.23	1		Tert-Butyl Alcohol (TBA)	ND	10	9.2	1	
p/m-Xylene	ND	1.0	0.27	1							
<u>Surrogates:</u>	<u>REC (%)</u>	<u>Control Limits</u>			<u>Qual</u>	<u>Surrogates:</u>	<u>REC (%)</u>	<u>Control Limits</u>			<u>Qual</u>
Dibromofluoromethane	99	74-140				1,2-Dichloroethane-d4	102	74-146			
Toluene-d8	99	88-112				1,4-Bromofluorobenzene	96	74-110			

Client Sample Number	Lab Sample Number	Date Collected	Matrix	Instrument	Date Prepared	Date Analyzed	QC Batch ID
MW-6	07-06-0096-4	05/29/07	Aqueous	GC/MS FF	06/06/07	06/07/07	070606L02

Comment(s): -Results were evaluated to the MDL, concentrations >= to the MDL but < RL, if found, are qualified with a "J" flag.

Parameter	Result	RL	MDL	DF	Qual	Parameter	Result	RL	MDL	DF	Qual
Benzene	ND	0.50	0.19	1		o-Xylene	ND	1.0	0.17	1	
Ethylbenzene	ND	1.0	0.13	1		Methyl-t-Butyl Ether (MTBE)	1.4	1.0	0.23	1	
Toluene	ND	1.0	0.23	1		Tert-Butyl Alcohol (TBA)	ND	10	9.2	1	
p/m-Xylene	ND	1.0	0.27	1							
<u>Surrogates:</u>	<u>REC (%)</u>	<u>Control Limits</u>			<u>Qual</u>	<u>Surrogates:</u>	<u>REC (%)</u>	<u>Control Limits</u>			<u>Qual</u>
Dibromofluoromethane	101	74-140				1,2-Dichloroethane-d4	106	74-146			
Toluene-d8	99	88-112				1,4-Bromofluorobenzene	97	74-110			

RL - Reporting Limit , DF - Dilution Factor , Qual - Qualifiers



Analytical Report



Blaine Tech Services, Inc.
1680 Rogers Avenue
San Jose, CA 95112-1105

Date Received: 06/02/07
Work Order No: 07-06-0096
Preparation: EPA 5030B
Method: EPA 8260B
Units: ug/L

Project: 6039 College Ave., Oakland, CA

Page 2 of 2

Client Sample Number	Lab Sample Number	Date Collected	Matrix	Instrument	Date Prepared	Date Analyzed	QC Batch ID
MW-7	07-06-0096-5	05/29/07	Aqueous	GC/MS FF	06/06/07	06/07/07	070606L02

Comment(s): -Results were evaluated to the MDL, concentrations \geq to the MDL but $<$ RL, if found, are qualified with a "J" flag.

Parameter	Result	RL	MDL	DF	Qual	Parameter	Result	RL	MDL	DF	Qual
Benzene	ND	0.50	0.19	1		o-Xylene	ND	1.0	0.17	1	
Ethylbenzene	ND	1.0	0.13	1		Methyl-t-Butyl Ether (MTBE)	1.7	1.0	0.23	1	
Toluene	ND	1.0	0.23	1		Tert-Butyl Alcohol (TBA)	ND	10	9.2	1	
p/m-Xylene	ND	1.0	0.27	1							
<u>Surrogates:</u>	<u>REC (%)</u>	<u>Control Limits</u>			<u>Qual</u>	<u>Surrogates:</u>	<u>REC (%)</u>	<u>Control Limits</u>			<u>Qual</u>
Dibromofluoromethane	102	74-140				1,2-Dichloroethane-d4	105	74-146			
Toluene-d8	100	88-112				1,4-Bromofluorobenzene	98	74-110			

Method Blank	099-10-006-21,638	N/A	Aqueous	GC/MS FF	06/06/07	06/07/07	070606L02
---------------------	--------------------------	------------	----------------	-----------------	-----------------	-----------------	------------------

Comment(s): -Results were evaluated to the MDL, concentrations \geq to the MDL but $<$ RL, if found, are qualified with a "J" flag.


Parameter	Result	RL	MDL	DF	Qual	Parameter	Result	RL	MDL	DF	Qual
Benzene	ND	0.50	0.19	1		o-Xylene	ND	1.0	0.17	1	
Ethylbenzene	ND	1.0	0.13	1		Methyl-t-Butyl Ether (MTBE)	ND	1.0	0.23	1	
Toluene	ND	1.0	0.23	1		Tert-Butyl Alcohol (TBA)	ND	10	9.2	1	
p/m-Xylene	ND	1.0	0.27	1							
<u>Surrogates:</u>	<u>REC (%)</u>	<u>Control Limits</u>			<u>Qual</u>	<u>Surrogates:</u>	<u>REC (%)</u>	<u>Control Limits</u>			<u>Qual</u>
Dibromofluoromethane	103	74-140				1,2-Dichloroethane-d4	107	74-146			
Toluene-d8	98	88-112				1,4-Bromofluorobenzene	96	74-110			

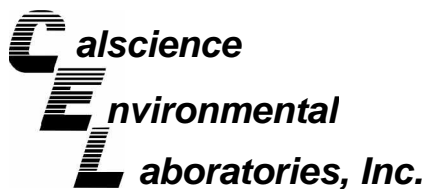
Method Blank	099-10-006-21,643	N/A	Aqueous	GC/MS FF	06/07/07	06/07/07	070607L01
---------------------	--------------------------	------------	----------------	-----------------	-----------------	-----------------	------------------

Comment(s): -Results were evaluated to the MDL, concentrations \geq to the MDL but $<$ RL, if found, are qualified with a "J" flag.

Parameter	Result	RL	MDL	DF	Qual	Parameter	Result	RL	MDL	DF	Qual
Benzene	ND	0.50	0.19	1		o-Xylene	ND	1.0	0.17	1	
Ethylbenzene	ND	1.0	0.13	1		Methyl-t-Butyl Ether (MTBE)	ND	1.0	0.23	1	
Toluene	ND	1.0	0.23	1		Tert-Butyl Alcohol (TBA)	ND	10	9.2	1	
p/m-Xylene	ND	1.0	0.27	1							
<u>Surrogates:</u>	<u>REC (%)</u>	<u>Control Limits</u>			<u>Qual</u>	<u>Surrogates:</u>	<u>REC (%)</u>	<u>Control Limits</u>			<u>Qual</u>
Dibromofluoromethane	104	74-140				1,2-Dichloroethane-d4	109	74-146			
Toluene-d8	99	88-112				1,4-Bromofluorobenzene	97	74-110			

RL - Reporting Limit , DF - Dilution Factor , Qual - Qualifiers





Quality Control - Spike/Spike Duplicate



Blaine Tech Services, Inc.
1680 Rogers Avenue
San Jose, CA 95112-1105

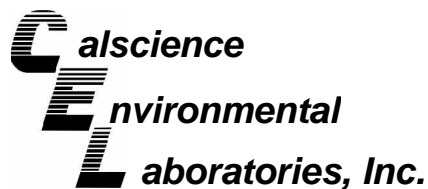
Date Received: 06/02/07
Work Order No: 07-06-0096
Preparation: EPA 5030B
Method: EPA 8015B (M)

Project 6039 College Ave., Oakland, CA

Quality Control Sample ID	Matrix	Instrument	Date Prepared	Date Analyzed	MS/MSD Batch Number
07-06-0093-4	Aqueous	GC 25	06/04/07	06/04/07	070604S01

Parameter	MS %REC	MSD %REC	%REC CL	RPD	RPD CL	Qualifiers
TPH as Gasoline	100	99	68-122	2	0-18	

RPD - Relative Percent Difference , CL - Control Limit



Quality Control - Spike/Spike Duplicate



Blaine Tech Services, Inc.
1680 Rogers Avenue
San Jose, CA 95112-1105


Date Received: 06/02/07
Work Order No: 07-06-0096
Preparation: EPA 5030B
Method: EPA 8260B

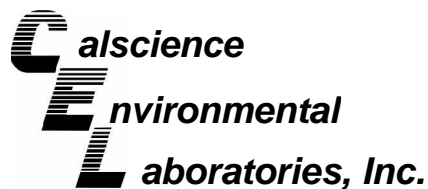
Project 6039 College Ave., Oakland, CA

Quality Control Sample ID	Matrix	Instrument	Date Prepared	Date Analyzed	MS/MSD Batch Number
MW-6	Aqueous	GC/MS FF	06/06/07	06/07/07	070606S02

Parameter	MS %REC	MSD %REC	%REC CL	RPD	RPD CL	Qualifiers
Benzene	99	97	88-118	1	0-7	
Carbon Tetrachloride	97	96	67-145	1	0-11	
Chlorobenzene	101	100	88-118	1	0-7	
1,2-Dichlorobenzene	97	98	86-116	1	0-8	
1,1-Dichloroethene	98	98	70-130	1	0-25	
Toluene	99	99	87-123	0	0-8	
Trichloroethene	92	92	79-127	1	0-10	
Vinyl Chloride	92	89	69-129	3	0-13	
Methyl-t-Butyl Ether (MTBE)	98	95	71-131	3	0-13	
Tert-Butyl Alcohol (TBA)	97	96	36-168	1	0-45	
Diisopropyl Ether (DIPE)	103	102	81-123	1	0-9	
Ethyl-t-Butyl Ether (ETBE)	98	98	72-126	0	0-12	
Tert-Amyl-Methyl Ether (TAME)	96	95	72-126	1	0-12	
Ethanol	87	84	53-149	3	0-31	

RPD - Relative Percent Difference , CL - Control Limit





Quality Control - Spike/Spike Duplicate



Blaine Tech Services, Inc.
1680 Rogers Avenue
San Jose, CA 95112-1105


Date Received: 06/02/07
Work Order No: 07-06-0096
Preparation: EPA 5030B
Method: EPA 8260B

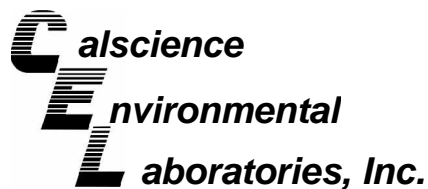
Project 6039 College Ave., Oakland, CA

Quality Control Sample ID	Matrix	Instrument	Date Prepared	Date Analyzed	MS/MSD Batch Number
MW-5	Aqueous	GC/MS FF	06/07/07	06/07/07	070607S01

Parameter	MS %REC	MSD %REC	%REC CL	RPD	RPD CL	Qualifiers
Benzene	99	99	88-118	0	0-7	
Carbon Tetrachloride	98	98	67-145	0	0-11	
Chlorobenzene	101	101	88-118	0	0-7	
1,2-Dichlorobenzene	96	98	86-116	2	0-8	
1,1-Dichloroethene	101	98	70-130	3	0-25	
Toluene	101	100	87-123	1	0-8	
Trichloroethene	94	94	79-127	0	0-10	
Vinyl Chloride	97	96	69-129	1	0-13	
Methyl-t-Butyl Ether (MTBE)	97	96	71-131	1	0-13	
Tert-Butyl Alcohol (TBA)	92	93	36-168	2	0-45	
Diisopropyl Ether (DIPE)	102	101	81-123	1	0-9	
Ethyl-t-Butyl Ether (ETBE)	97	97	72-126	0	0-12	
Tert-Amyl-Methyl Ether (TAME)	96	96	72-126	0	0-12	
Ethanol	86	88	53-149	2	0-31	

RPD - Relative Percent Difference , CL - Control Limit





Quality Control - LCS/LCS Duplicate



Blaine Tech Services, Inc.
1680 Rogers Avenue
San Jose, CA 95112-1105

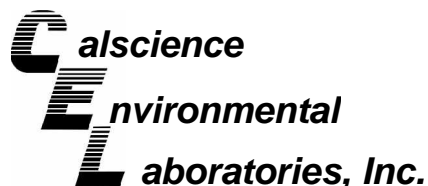
Date Received: N/A
Work Order No: 07-06-0096
Preparation: EPA 5030B
Method: EPA 8015B (M)

Project: 6039 College Ave., Oakland, CA

Quality Control Sample ID	Matrix	Instrument	Date Prepared	Date Analyzed	LCS/LCSD Batch Number
099-12-436-517	Aqueous	GC 25	06/04/07	06/04/07	070604B01

<u>Parameter</u>	<u>LCS %REC</u>	<u>LCSD %REC</u>	<u>%REC CL</u>	<u>RPD</u>	<u>RPD CL</u>	<u>Qualifiers</u>
TPH as Gasoline	109	105	78-120	4	0-10	

RPD - Relative Percent Difference , CL - Control Limit



Quality Control - LCS/LCS Duplicate



Blaine Tech Services, Inc.
1680 Rogers Avenue
San Jose, CA 95112-1105

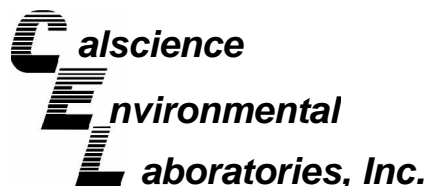
Date Received: N/A
Work Order No: 07-06-0096
Preparation: EPA 5030B
Method: EPA 8260B

Project: 6039 College Ave., Oakland, CA

Quality Control Sample ID	Matrix	Instrument	Date Prepared	Date Analyzed	LCS/LCSD Batch Number
099-10-006-21,638	Aqueous	GC/MS FF	06/06/07	06/06/07	070606L02

<u>Parameter</u>	<u>LCS %REC</u>	<u>LCSD %REC</u>	<u>%REC CL</u>	<u>RPD</u>	<u>RPD CL</u>	<u>Qualifiers</u>
Benzene	99	96	84-120	3	0-8	
Carbon Tetrachloride	105	95	63-147	10	0-10	
Chlorobenzene	100	99	89-119	1	0-7	
1,2-Dichlorobenzene	99	98	89-119	1	0-9	
1,1-Dichloroethene	112	97	77-125	14	0-16	
Toluene	99	100	83-125	1	0-9	
Trichloroethene	96	92	89-119	4	0-8	
Vinyl Chloride	97	89	63-135	9	0-13	
Methyl-t-Butyl Ether (MTBE)	108	96	82-118	12	0-13	
Tert-Butyl Alcohol (TBA)	111	98	46-154	12	0-32	
Diisopropyl Ether (DIPE)	109	103	81-123	6	0-11	
Ethyl-t-Butyl Ether (ETBE)	107	100	74-122	7	0-12	
Tert-Amyl-Methyl Ether (TAME)	101	98	76-124	3	0-10	
Ethanol	103	93	60-138	11	0-32	

RPD - Relative Percent Difference , CL - Control Limit



Quality Control - LCS/LCS Duplicate



Blaine Tech Services, Inc.
1680 Rogers Avenue
San Jose, CA 95112-1105

Date Received: N/A
Work Order No: 07-06-0096
Preparation: EPA 5030B
Method: EPA 8260B

Project: 6039 College Ave., Oakland, CA


Quality Control Sample ID	Matrix	Instrument	Date Prepared	Date Analyzed	LCS/LCSD Batch Number
099-10-006-21,643	Aqueous	GC/MS FF	06/07/07	06/07/07	070607L01

<u>Parameter</u>	<u>LCS %REC</u>	<u>LCSD %REC</u>	<u>%REC CL</u>	<u>RPD</u>	<u>RPD CL</u>	<u>Qualifiers</u>
Benzene	100	100	84-120	0	0-8	
Carbon Tetrachloride	104	104	63-147	1	0-10	
Chlorobenzene	101	101	89-119	0	0-7	
1,2-Dichlorobenzene	99	99	89-119	0	0-9	
1,1-Dichloroethene	110	106	77-125	4	0-16	
Toluene	100	101	83-125	1	0-9	
Trichloroethene	97	96	89-119	1	0-8	
Vinyl Chloride	103	102	63-135	1	0-13	
Methyl-t-Butyl Ether (MTBE)	106	105	82-118	1	0-13	
Tert-Butyl Alcohol (TBA)	114	111	46-154	3	0-32	
Diisopropyl Ether (DIPE)	107	106	81-123	1	0-11	
Ethyl-t-Butyl Ether (ETBE)	104	103	74-122	1	0-12	
Tert-Amyl-Methyl Ether (TAME)	102	102	76-124	0	0-10	
Ethanol	104	101	60-138	3	0-32	

RPD - Relative Percent Difference , CL - Control Limit

Work Order Number: 07-06-0096

<u>Qualifier</u>	<u>Definition</u>
*	See applicable analysis comment.
1	Surrogate compound recovery was out of control due to a required sample dilution, therefore, the sample data was reported without further clarification.
2	Surrogate compound recovery was out of control due to matrix interference. The associated method blank surrogate spike compound was in control and, therefore, the sample data was reported without further clarification.
3	Recovery of the Matrix Spike or Matrix Spike Duplicate compound was out of control due to matrix interference. The associated LCS and/or LCSD was in control and, therefore, the sample data was reported without further clarification.
4	The MS/MSD RPD was out of control due to matrix interference. The LCS/LCSD RPD was in control and, therefore, the sample data was reported without further clarification.
5	The PDS/PDSD associated with this batch of samples was out of control due to a matrix interference effect. The associated batch LCS/LCSD was in control and, hence, the associated sample data was reported with no further corrective action required.
A	Result is the average of all dilutions, as defined by the method.
B	Analyte was present in the associated method blank.
C	Analyte presence was not confirmed on primary column.
E	Concentration exceeds the calibration range.
H	Sample received and/or analyzed past the recommended holding time.
J	Analyte was detected at a concentration below the reporting limit and above the laboratory method detection limit. Reported value is estimated.
N	Nontarget Analyte.
ND	Parameter not detected at the indicated reporting limit.
Q	Spike recovery and RPD control limits do not apply resulting from the parameter concentration in the sample exceeding the spike concentration by a factor of four or greater.
U	Undetected at the laboratory method detection limit.
X	% Recovery and/or RPD out-of-range.
Z	Analyte presence was not confirmed by second column or GC/MS analysis.





SHELL Chain Of Custody Record

0096

- TA - Irvine, California
- TA - Morgan Hill, California
- TA - Sacramento, California
- TA - Nashville, Tennessee
- Calscience
- Other _____

NAME OF PERSON TO BILL: **Denis Brown**

INCIDENT # (ES ONLY)

9 8 9 9 5 7 4 5

DATE: **5-29-07**

ENVIRONMENTAL SERVICES

CHECK BOX TO VERIFY IF NO INCIDENT # APPLIES

NETWORK DEV / FE

BILL CONSULTANT

PO #

SAP or CRMT #

PAGE: 1 of 1

COMPLIANCE

RMT/CRMT

SAMPLING COMPANY: **Blaine Tech Services** LOG CODE: **BTSS** SITE ADDRESS: Street and City **6039 College Ave., Oakland** State **CA** GLOBAL ID NO.: **T0600101272**

ADDRESS: **1680 Rogers Avenue, San Jose, CA 95112** EDf DELIVERABLE TO (Name, Company, Office Location): **Dennis Baertschi, CRA, Sonoma Office** PHONE NO.: **(707) 268-3813** E-MAIL: **sonomaedf@croworld.com** CONSULTANT PROJECT NO.: **0705A-04-3**

PROJECT CONTACT (Hardcopy or PDF Report to): **Michael Ninokata** SAMPLER NAME(S) (Print): **Dave Walter** LAB USE ONLY: **07-06-0096**

TELEPHONE: **408-573-0555** FAX: **408-573-7771** E-MAIL: **mninokata@blainetech.com**

TAT (STD IS 10 BUSINESS DAYS / RUSH IS CALENDAR DAYS): STD 5 DAY 3 DAY 2 DAY 24 HOURS RESULTS NEEDED ON WEEKEND

LA - RWQCB REPORT FORMAT UST AGENCY:

SPECIAL INSTRUCTIONS OR NOTES: EDD NOT NEEDED SHELL CONTRACT RATE APPLIES STATE REIMB RATE APPLIES RECEIPT VERIFICATION REQUESTED

RUN OIL AND GREASE WITH SILICA GEL CLEAN UP

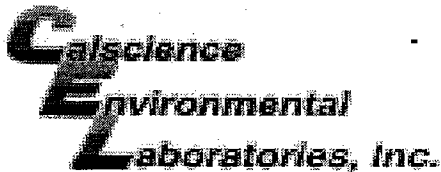
FIELD NOTES:
Container/Preservative or PID Readings or Laboratory Notes

LAB USE ONLY	Field Sample Identification	SAMPLING		MATRIX	NO. OF CONT.	TPH - Gas, Purgeable (8260B)	TPH - Diesel, Extractable (8015M)	BTEX (8260B)	6 Oxygenates (8260B) (MTBE, TBA, DIPE, TAME, ETBE)	MTBE (8260B)	TBA (8260B)	DIPE (8260B)	TAME (8260B)	ETBE (8260B)	1,2 DCA (8260B)	EDB (8260B)	Ethanol (8260B)	Methanol (8015M)	EPA 8270	Oil and Grease (418.1)	TEMPERATURE ON RECEIPT C°
		DATE	TIME																		
	MW-3	5-29	1335	W	5	X	X	X	X												
	MW-4	↓	1353	↓	↓	X	X	X	X												
	MW-5	↓	1230	↓	↓	X	X	X	X												
	MW-6	↓	1301	↓	↓	X	X	X	X												
	MW-7	↓	1316	↓	↓	X	X	X	X												

Relinquished by: (Signature) **David C. Walt** Received by: (Signature) **David C. Walt (Sample Custodian)** Date: **5-29-07** Time: **1710**

Relinquished by: (Signature) **[Signature]** Received by: (Signature) **[Signature]** Date: **5/31/07** Time: **1533**

Relinquished by: (Signature) **[Signature]** Received by: (Signature) **[Signature]** Date: **6/2/07** Time: **0830**



WORK ORDER #: 07 - 06 - 0096

Cooler 1 of 1

SAMPLE RECEIPT FORM

CLIENT: BTS

DATE: 6/2/07

TEMPERATURE - SAMPLES RECEIVED BY:

CALSCIENCE COURIER:

- Chilled, cooler with temperature blank provided.
Chilled, cooler without temperature blank.
Chilled and placed in cooler with wet ice.
Ambient and placed in cooler with wet ice.
Ambient temperature.
C Temperature blank.

LABORATORY (Other than Calscience Courier):

- C Temperature blank.
3.5 C IR thermometer.
Ambient temperature.

Initial: RM

CUSTODY SEAL INTACT:

Sample(s): Cooler: No (Not Intact):

Not Present: Initial: RM

SAMPLE CONDITION:

Table with 4 columns: Description, Yes, No, N/A. Rows include Chain-Of-Custody document(s), Sampler's name, Sample container label(s), Sample container(s) intact, Correct containers and volume, Proper preservation, VOA vial(s) free of headspace, Tedlar bag(s) free of condensation.

Initial: RM

COMMENTS:

Blank lines for handwritten comments.

SHELL WELLHEAD INSPECTION FORM

(FOR SAMPLE TECHNICIAN)

Site Address 6039 College Ave oak land Date 5-29-07

Job Number 070529-DW-3 Technician DW Page 1 of 1

Well ID	Well Inspected - No Corrective Action Required	Well Box Meets Compliance Requirements *See Below	Water Bailed From Wellbox	Cap Replaced	Lock Replaced	Well Not Inspected (explain in notes)	New Deficiency Identified	Previously Identified Deficiency Persists	Notes
MW-1	X	X							
MW-2	X	F							
MW-3	X	F							
MW-4	X	X							
MW-5	F	X							
MW-6	X	X						X	Apron cracked
MW-7	X	X							

*Well box must meet all three criteria to be compliant: 1) WELL IS SECURABLE BY DESIGN (12" or less) 2) WELL IS MARKED WITH THE WORDS "MONITORING WELL" (12" or less) 3) WELL TAG IS PRESENT, SECURE, AND CORRECT

Notes: _____

WELL GAUGING DATA

Project # 070529-0w-3 Date 5-29-07 Client Shell

Site 6039 College Ave Oakland

Well ID	Time	Well Size (in.)	Sheen / Odor	Depth to Immiscible Liquid (ft.)	Thickness of Immiscible Liquid (ft.)	Volume of Immiscibles Removed (ml)	Depth to water (ft.)	Depth to well bottom (ft.)	Survey Point: TOB or TOC	Notes
MW-1	1148	4					16.85	24.56	↓	
MW-2	1152	4					15.97	24.30		
MW-3	1205	4	gauged w/ stinger in well				14.62	24.75		
MW-4	1209	4	odor				15.66	24.32		
MW-5	1220	4					13.78	28.66		
MW-6	1245	2	Parked over @ 1st arrival.				13.40	24.15		
MW-7	1200	4					14.82	34.10		↓

SHELL WELL MONITORING DATA SHEET

BTS #: 070529-DW-3	Site: 6039 College Ave
Sampler: DW	Date: 5-29-07
Well I.D.: MW-3	Well Diameter: 2 3 (4) 6 8
Total Well Depth (TD): 24.75	Depth to Water (DTW): 14.62
Depth to Free Product:	Thickness of Free Product (feet):
Referenced to: (PVE) Grade	D.O. Meter (if req'd): YSI HACH
DTW with 80% Recharge [(Height of Water Column x 0.20) + DTW]: 16.64	

Purge Method: Bailer Disposable Bailer Positive Air Displacement Electric Submersible

Water: Peristaltic Extraction Pump Other: _____

Sampling Method: Bailer Disposable Bailer Extraction Port Dedicated Tubing

Other: _____

$6.6 \text{ (Gals.)} \times 3 = 19.8 \text{ Gals.}$ <p style="font-size: small; margin: 0;">Case Volume Specified Volumes Calculated Volume</p>	<table border="1" style="width:100%; border-collapse: collapse; font-size: x-small;"> <tr> <th>Well Diameter</th> <th>Multiplier</th> <th>Well Diameter</th> <th>Multiplier</th> </tr> <tr> <td>1"</td> <td>0.04</td> <td>4"</td> <td>0.65</td> </tr> <tr> <td>2"</td> <td>0.16</td> <td>6"</td> <td>1.47</td> </tr> <tr> <td>3"</td> <td>0.37</td> <td>Other</td> <td>radius² * 0.163</td> </tr> </table>	Well Diameter	Multiplier	Well Diameter	Multiplier	1"	0.04	4"	0.65	2"	0.16	6"	1.47	3"	0.37	Other	radius ² * 0.163
Well Diameter	Multiplier	Well Diameter	Multiplier														
1"	0.04	4"	0.65														
2"	0.16	6"	1.47														
3"	0.37	Other	radius ² * 0.163														

Time	Temp (°F)	pH	Cond. (mS or µS)	Turbidity (NTUs)	Gals. Removed	Observations
1324	64.0	6.6	441	50	6.6	odor
1325	63.9	6.5	443	24	13.2	"
1327	63.8	6.6	450	12	19.8	

Did well dewater? Yes No Gallons actually evacuated: 19.8

Sampling Date: 5-29-07 Sampling Time: 1335 Depth to Water: 16.64

Sample I.D.: MW-3 Laboratory: STL Other: Cal Science

Analyzed for: TPH-G BTEX MTBE TPH-D Other: TBA

EB I.D. (if applicable): _____ @ _____ Time Duplicate I.D. (if applicable): _____

Analyzed for: TPH-G BTEX MTBE TPH-D Other: _____

D.O. (if req'd):	Pre-purge:	mg/L	Post-purge:	mg/L
O.R.P. (if req'd):	Pre-purge:	mV	Post-purge:	mV

SHELL WELL MONITORING DATA SHEET

BTS #: <u>070529-0W-3</u>	Site: <u>6039 College Ave</u>
Sampler: <u>DW</u>	Date: <u>5-29-07</u>
Well I.D.: <u>MW-4</u>	Well Diameter: 2 3 <u>4</u> 6 8
Total Well Depth (TD): <u>24.32</u>	Depth to Water (DTW): <u>15.66</u>
Depth to Free Product:	Thickness of Free Product (feet):
Referenced to: <u>PVE</u> Grade	D.O. Meter (if req'd): YSI HACH
DTW with 80% Recharge [(Height of Water Column x 0.20) + DTW]: <u>17.39</u>	

Purge Method: Bailer Disposable Bailer Positive Air Displacement Electric Submersible

Water: Peristaltic Extraction Pump Other _____

Sampling Method: Bailer Disposable Bailer Extraction Port Dedicated Tubing

Other: _____

5.6 (Gals.) X 3 = 16.8 Gals.

I Case Volume Specified Volumes Calculated Volume

Well Diameter	Multiplier	Well Diameter	Multiplier
1"	0.04	4"	0.65
2"	0.16	6"	1.47
3"	0.37	Other	radius ² * 0.163

Time	Temp (°F)	pH	Cond. (mS or <u>µS</u>)	Turbidity (NTUs)	Gals. Removed	Observations
<u>1344</u>	<u>63.4</u>	<u>6.7</u>	<u>436</u>	<u>60</u>	<u>5.6</u>	<u>odor</u>
<u>1345</u>	<u>63.4</u>	<u>6.6</u>	<u>421</u>	<u>63</u>	<u>11.2</u>	"
<u>1346</u>	<u>63.5</u>	<u>6.6</u>	<u>417</u>	<u>37</u>	<u>16.8</u>	"

Did well dewater? Yes No Gallons actually evacuated: 16.8

Sampling Date: 5-29-07 Sampling Time: 1353 Depth to Water: 17.05

Sample I.D.: MW-4 Laboratory: STL Other Ca/Science

Analyzed for: TPH-G BTEX MTBE TPH-D Other: TBA

EB I.D. (if applicable): @ _____ Time Duplicate I.D. (if applicable): _____

Analyzed for: TPH-G BTEX MTBE TPH-D Other: _____

D.O. (if req'd):	Pre-purge:	mg/L	Post-purge:	mg/L
O.R.P. (if req'd):	Pre-purge:	mV	Post-purge:	mV

SHELL WELL MONITORING DATA SHEET

BTS #: 070529-0W-3	Site: 6039 College Ave
Sampler: DW	Date: 5-29-07
Well I.D.: mw-5	Well Diameter: 2 3 <input checked="" type="radio"/> 6 8 _____
Total Well Depth (TD): 28.60	Depth to Water (DTW): 13.78
Depth to Free Product:	Thickness of Free Product (feet):
Referenced to: <input checked="" type="radio"/> PVC _____ Grade	D.O. Meter (if req'd): YSI HACH
DTW with 80% Recharge [(Height of Water Column x 0.20) + DTW]: 16.74	

Purge Method: Bailer Disposable Bailer Positive Air Displacement Electric Submersible

Watera Peristaltic Extraction Pump Other _____

Sampling Method: Bailer Disposable Bailer Extraction Port Dedicated Tubing Other _____

9.6 (Gals.) X 3 = 28.8 Gals. I Case Volume Specified Volumes Calculated Volume	<table border="1" style="width:100%; border-collapse: collapse; font-size: small;"> <tr> <th>Well Diameter</th> <th>Multiplier</th> <th>Well Diameter</th> <th>Multiplier</th> </tr> <tr> <td>1"</td> <td>0.04</td> <td>4"</td> <td>0.65</td> </tr> <tr> <td>2"</td> <td>0.16</td> <td>6"</td> <td>1.47</td> </tr> <tr> <td>3"</td> <td>0.37</td> <td>Other</td> <td>radius² * 0.163</td> </tr> </table>	Well Diameter	Multiplier	Well Diameter	Multiplier	1"	0.04	4"	0.65	2"	0.16	6"	1.47	3"	0.37	Other	radius ² * 0.163
Well Diameter	Multiplier	Well Diameter	Multiplier														
1"	0.04	4"	0.65														
2"	0.16	6"	1.47														
3"	0.37	Other	radius ² * 0.163														

Time	Temp (°F)	pH	Cond. (mS or <input checked="" type="radio"/> μ S)	Turbidity (NTUs)	Gals. Removed	Observations
1224	65.4	6.6	433	77	9.6	
1226	65.0	6.6	425	75	19.2	
1228	65.6	6.5	420	61	28.8	

Did well dewater? Yes No Gallons actually evacuated: **28.8**

Sampling Date: **5-29-07** Sampling Time: **1232** Depth to Water: **15.60**

Sample I.D.: **mw-5** Laboratory: STL Other **CalScience**

Analyzed for: TPH-G BTEX MTBE TPH-D Other: **TBA**

EB I.D. (if applicable): _____ @ _____ Time Duplicate I.D. (if applicable): _____

Analyzed for: TPH-G BTEX MTBE TPH-D Other: _____

D.O. (if req'd):	Pre-purge:	mg/L	Post-purge:	mg/L
O.R.P. (if req'd):	Pre-purge:	mV	Post-purge:	mV

SHELL WELL MONITORING DATA SHEET

BTS #: <u>070529-0W-3</u>	Site: <u>6039 College Ave</u>
Sampler: <u>DW</u>	Date: <u>5-29-07</u>
Well I.D.: <u>mw-6</u>	Well Diameter: <u>2</u> 3 4 6 8 _____
Total Well Depth (TD): <u>24.15</u>	Depth to Water (DTW): <u>13.40</u>
Depth to Free Product:	Thickness of Free Product (feet):
Referenced to: <u>PVC</u> Grade	D.O. Meter (if req'd): YSI HACH
DTW with 80% Recharge [(Height of Water Column x 0.20) + DTW]: <u>15.55</u>	

Purge Method: Bailer Waterra Sampling Method: Bailer
 Disposable Bailer Peristaltic Disposable Bailer
 Positive Air Displacement Extraction Pump Extraction Port
 Electric Submersible Other: _____ Dedicated Tubing

<u>1.7</u> (Gals.) X	<u>3</u> Specified Volumes	<u>5.1</u> Gals. Calculated Volume
----------------------	----------------------------	------------------------------------

Well Diameter	Multiplier	Well Diameter	Multiplier
1"	0.04	4"	0.65
2"	0.16	6"	1.47
3"	0.37	Other	radius ² * 0.163

Time	Temp (°F)	pH	Cond. (mS or <u>µS</u>)	Turbidity (NTUs)	Gals. Removed	Observations
<u>1250</u>	<u>66.1</u>	<u>6.6</u>	<u>502</u>	<u>476</u>	<u>1.7</u>	
<u>1253</u>	<u>65.8</u>	<u>6.6</u>	<u>525</u>	<u>>1000</u>	<u>3.4</u>	
<u>1256</u>	<u>65.6</u>	<u>6.6</u>	<u>535</u>	<u>>1000</u>	<u>5.1</u>	

Did well dewater? Yes No Gallons actually evacuated: 5.1

Sampling Date: 5-29-07 Sampling Time: 1301 Depth to Water: 13.45

Sample I.D.: mw-6 Laboratory: STL Other: CalScience

Analyzed for: TPH-G BTEX MTBE TPH-D Other: TBA

EB I.D. (if applicable): _____ @ _____ Time Duplicate I.D. (if applicable): _____

Analyzed for: TPH-G BTEX MTBE TPH-D Other: _____

D.O. (if req'd):	Pre-purge:	mg/L	Post-purge:	mg/L
O.R.P. (if req'd):	Pre-purge:	mV	Post-purge:	mV

SHELL WELL MONITORING DATA SHEET

BTS #: 070529-OW-3	Site: 6039 College Ave
Sampler: DW	Date: 5-29-07
Well I.D.: MW-7	Well Diameter: 2 3 <u>4</u> 6 8
Total Well Depth (TD): 34.10	Depth to Water (DTW): 14.82
Depth to Free Product:	Thickness of Free Product (feet):
Referenced to: <u>PVT</u> Grade	D.O. Meter (if req'd): YSI HACH
DTW with 80% Recharge [(Height of Water Column x 0.20) + DTW]: 18.67	

Purge Method: Bailer Disposable Bailer Positive Air Displacement <input checked="" type="checkbox"/> Electric Submersible	Waterra Peristaltic Extraction Pump Other _____	Sampling Method: <input checked="" type="checkbox"/> Bailer Disposable Bailer Extraction Port Dedicated Tubing Other: _____
--	--	---

12.5	(Gals.) X	3	=	37.5	Gals.
I Case Volume		Specified Volumes		Calculated Volume	

Well Diameter	Multiplier	Well Diameter	Multiplier
1"	0.04	4"	0.65
2"	0.16	6"	1.47
3"	0.37	Other	radius ² * 0.163

Time	Temp (°F)	pH	Cond. (mS or <u>µS</u>)	Turbidity (NTUs)	Gals. Removed	Observations
1306	65.8	6.6	442	82	12.5	
1309	65.7	6.5	443	78	25.0	
1311	65.8	6.5	443	65	37.5	

Did well dewater? Yes No Gallons actually evacuated: 37.5

Sampling Date: 5-29-07 Sampling Time: 1316 Depth to Water: 18.60

Sample I.D.: MW-7 Laboratory: STL Other: Cal Science

Analyzed for: TPH-G BTEX MTBE TPH-D Other: TBA

EB I.D. (if applicable): @ Time Duplicate I.D. (if applicable):

Analyzed for: TPH-G BTEX MTBE TPH-D Other:

D.O. (if req'd):	Pre-purge:	mg/L	Post-purge:	mg/L
O.R.P. (if req'd):	Pre-purge:	mV	Post-purge:	mV