



RECEIVED

3:10 pm, Oct 12, 2007
Alameda County
Environmental Health

Satya P. Sinha
Project Manager
Retail and Terminal
Business Unit

**Chevron Environmental
Management Company**
6001 Bollinger Canyon Road,
Room K2256
San Ramon, CA 94583
Tel (925) 842-9876
Fax (925) 842-8370
satyasinha@chevron.com

October 11, 2007

Alameda County Health Care Services
1131 Harbor Bay Parkway, Suite 250
Alameda, CA 94502-6577

RE: Chevron Service Station # 9-1851

Address 451 Hegenberger Road, Oakland, California


I have reviewed the attached routine groundwater monitoring report dated October 11, 2007.

I agree with the conclusions and recommendations presented in the referenced report. The information in this report is accurate to the best of my knowledge and all local Agency/Regional Board guidelines have been followed. This report was prepared by Gettler-Ryan, Inc., upon whose assistance and advice I have relied.

This letter is submitted pursuant to the requirements of California Water Code Section 13267(b) (1) and the regulating implementation entitled Appendix A pertaining thereto.

I declare under penalty of perjury that the foregoing is true and correct.

Sincerely,


Satya P. Sinha

Attachment: Report



GETTLER-RYAN INC.

TRANSMITTAL

October 11, 2007
G-R #385145

TO: Ms. Charlotte Evans
Conestoga-Rovers & Associates
5900 Hollis Street, Suite A
Emeryville, CA 94608

CC: Mr. Satya Sinha
Chevron Environmental
Management Company
P.O. Box 6012, Room K2256
San Ramon, California 94583

FROM: Deanna L. Harding
Project Coordinator
Gettler-Ryan Inc.
6747 Sierra Court, Suite J
Dublin, California 94568

RE: **Chevron Service Station
#9-1851
451 Hegenberger Road
Oakland, California
RO 0000464**

WE HAVE ENCLOSED THE FOLLOWING:

COPIES	DATED	DESCRIPTION
2	October 10, 2007	Groundwater Monitoring and Sampling Report Third Quarter Event of September 6, 2007

COMMENTS:

Pursuant to your request, we are providing you with a copy of the above referenced report for **your use and distribution to the following (via PDF):**

Mr. Barney Chan, Alameda County Health Care Services, Dept. of Environmental Health, 1131 Harbor Bay Parkway, Suite 250, Alameda, CA 94502-6577 (**Distributed by Cambria via PDF**)

Please provide any comments/changes and propose any groundwater monitoring modifications for the next event prior to **October 25, 2007**, at which time the final report will be distributed to the following:

cc: Mr. Ben Shimek, (Owner), 31 Industrial Way, Greenbrae, CA 94904

Enclosures

trans/9-1851-SS

6747 Sierra Court, Suite J • Dublin, CA 94568 • (925) 551-7555 • Fax (925) 551-7888
3140 Gold Camp Drive, Suite 170 • Rancho Cordova, CA 95670 • (916) 631-1300 • Fax (916) 631-1317
1364 N. McDowell Blvd., Suite B2 • Petaluma, CA 94954 • (707) 789-3255 • Fax (707) 789-3218

WELL CONDITION STATUS SHEET

Client/Facility #: Chevron #9-1851
 Site Address: 451 Hegenberger Road
 City: Oakland, CA

Job # 385145
 Event Date: 9/6/07
 Sampler: Kyle E. [unclear]

WELL ID	Vault Frame Condition	Gasket/O-Ring (M)missing	BOLTS (M) Missing (R) Replaced	Bolt Flanges B= Broken S= Stripped R=Retap	APRON Condition C=Cracked B=Broken G=Gone	Grout Seal (Deficient)	Casing (Condition prevents tight cap seal)	REPLACE LOCK Y/N	REPLACE CAP Y/N	WELL VAULT Manufacture/Size/ # of Bolts	Pictures Taken Yes / No
mw-1	B	OK	OK	S	B	OK	OK	n	n	Boart Longwell 8/3	YES
mw-2	OK	OK	OK	OK	OK	OK	OK	n	n	Emco 8/2	no
mw-3	OK	m	R(1)	S	OK	OK	OK	n	a	Morrison 6/2	no
mw-4	OK	OK	OK	OK	OK	OK	OK	n	n	Emco 8/2	no
mw-5	OK	OK	OK	OK	OK	OK	OK	n	n	Emco 8/2	no
mw-6	OK							n	n	B.L. 8/2	no
mw-7	OK									" " "	no

Comments _____



GETTLER - RYAN INC.

October 10, 2007
G-R Job #385145

Mr. Satya Sinha
Chevron Environmental Management Company
P.O. Box 6012, Room K2256
San Ramon, CA 94583

RE: Third Quarter Event of September 6, 2007
Groundwater Monitoring & Sampling Report
Chevron Service Station #9-1851
451 Hegenberger Road
Oakland, California

Dear Mr. Sinha:

This report documents the most recent groundwater monitoring and sampling event performed by Gettler-Ryan Inc. (G-R) at the referenced site. All field work was conducted in accordance with G-R Standard Operating Procedure - Groundwater Sampling (attached).


Static groundwater levels were measured and the wells were checked for the presence of separate-phase hydrocarbons. Static water level data, groundwater elevations, and separate-phase hydrocarbon thickness (if any) are presented in the attached Table 1. A Potentiometric Map is included as Figure 1.

Groundwater samples were collected from the monitoring wells and submitted to a state certified laboratory for analyses. The field data sheets for this event are attached. Analytical results are presented in the table(s) listed below. The chain of custody document and laboratory analytical report are also attached.

Please call if you have any questions or comments regarding this report. Thank you.

Sincerely,


Deanna L. Harding
Project Coordinator


Douglas J. Lee
Senior Geologist, P.G. No. 6882


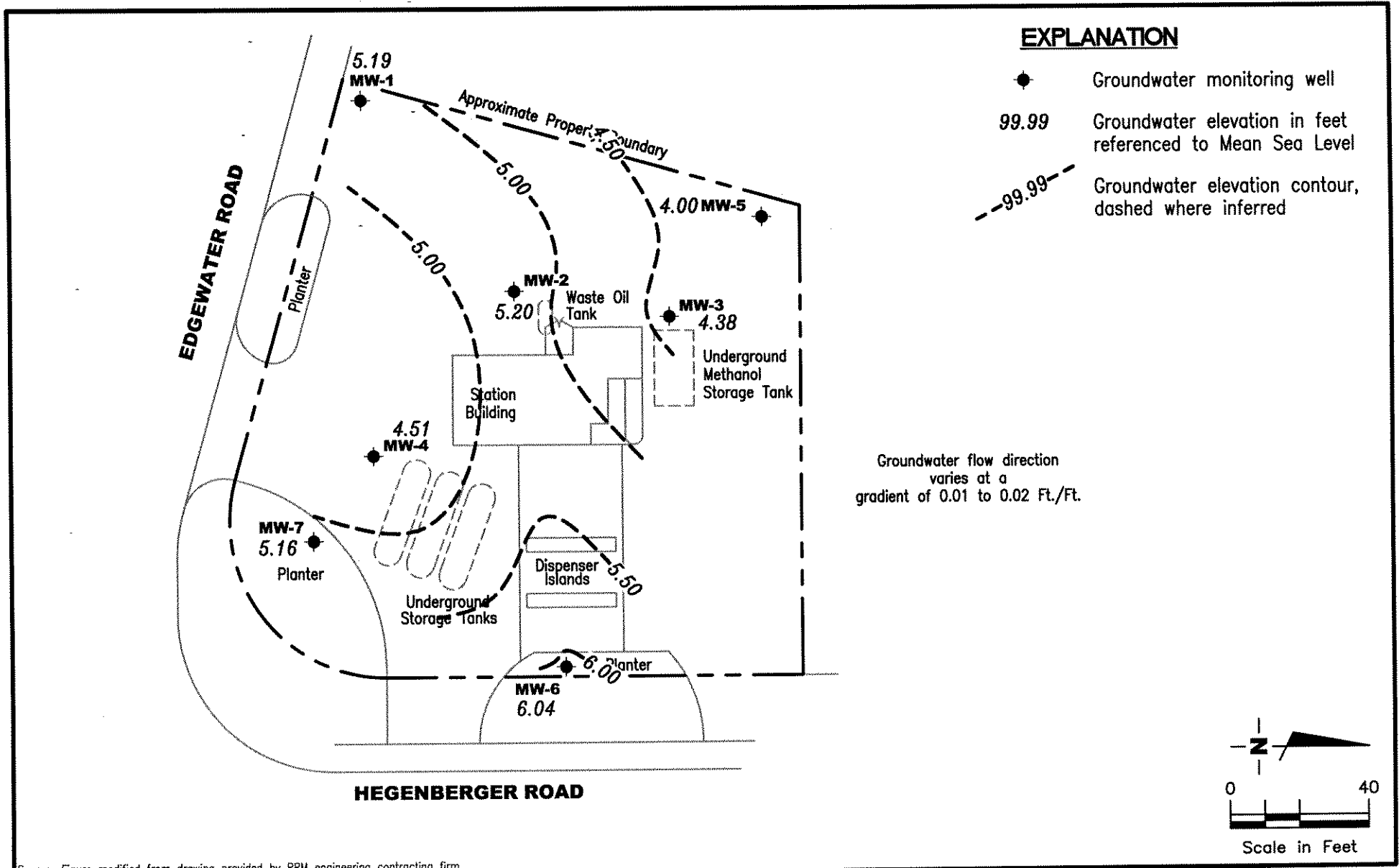


Figure 1: Potentiometric Map
Table 1: Groundwater Monitoring Data and Analytical Results
Table 2: Groundwater Analytical Results - Oxygenate Compounds
Table 3: Groundwater Analytical Results
Attachments: Standard Operating Procedure - Groundwater Sampling
Field Data Sheets
Chain of Custody Document and Laboratory Analytical Reports



Source: Figure modified from drawing provided by RRM engineering contracting firm.

GETTLER - RYAN INC.
 6747 Sierra Court, Suite J
 Dublin, CA 94568 (925) 551-7555

POTENTIOMETRIC MAP
 Chevron Service Station #9-1851
 451 Hegenberger Road
 Oakland, California

FIGURE
1

PROJECT NUMBER 385145 REVIEWED BY DATE September 6, 2007 REVISED DATE

Table 1
Groundwater Monitoring Data and Analytical Results
Chevron Service Station #9-1851
451 Hegenberger Road
Oakland, California

WELL ID/ DATE	TOC* (ft.)	GWE (msl)	DTW (ft.)	SPHT (ft.)	SPH								MTBE (ppb)
					Removed (gallons)	TPH-D (ppb)	TPH-G (ppb)	B (ppb)	T (ppb)	E (ppb)	X (ppb)		
MW-1													
10/17/95	2.61	-1.51	4.12	0.00	0.00	--	<50	<0.5	<0.5	<0.5	<0.5	<0.5	--
03/29/96	2.61	-0.72	3.33	0.00	0.00	--	<50	<0.5	<0.5	<0.5	<0.5	<0.5	9.5
06/26/96	2.61	-1.23	3.84	0.00	0.00	--	<50	<0.5	<0.5	<0.5	<0.5	<0.5	46
09/25/96	2.61	-1.41	4.02	0.00	0.00	--	<250	<2.5	<2.5	<2.5	<2.5	<2.5	940
12/17/96	2.61	-0.96	3.57	0.00	0.00	--	<50	0.9	<0.5	<0.5	<0.5	<0.5	260
03/20/97	2.61	-1.54	4.15	0.00	0.00	--	<50	<2.0	<2.0	<2.0	<2.0	<2.0	76
06/20/97	2.61	-1.72	4.33	0.00	0.00	--	<50	<0.5	<0.5	<0.5	<0.5	<0.5	64
09/09/97	2.61	-1.74	4.35	0.00	0.00	--	<50	<0.5	<0.5	<0.5	<0.5	<0.5	110
12/12/97	2.61	-0.39	3.00	0.00	0.00	--	<50	<0.5	<0.5	<0.5	<0.5	<0.5	27
02/19/98	2.61	0.78	1.83	0.00	0.00	--	<50	<0.5	<0.5	<0.5	<0.5	<0.5	14
06/23/98	2.61	-0.73	3.34	0.00	0.00	--	210	<0.5	<0.5	<0.5	<0.5	<0.5	3,400
08/31/98	2.61	-0.88	3.49	0.00	0.00	--	1,400	630	<5.0	<5.0	<5.0	<5.0	16,000
12/29/98	2.61	-1.22	3.83	0.00	0.00	--	<500	<5.0	<5.0	<5.0	<5.0	<5.0	1,090
03/11/99	2.61	-0.43	3.04	0.00	0.00	--	<50	<0.5	<0.5	<0.5	<0.5	<0.5	33.9
06/24/99	2.61	-0.77	3.38	0.00	0.00	--	<500	65.7	<5.0	<5.0	<5.0	<5.0	1,160
09/29/99	2.61	-1.01	3.62	0.00	0.00	--	81.7	<0.5	<0.5	<0.5	<0.5	<0.5	1,130
12/08/99	2.61	-1.46	4.07	0.00	0.00	--	<50	<0.5	<0.5	<0.5	<0.5	<0.5	233
03/01/00	2.61	0.66	1.95	0.00	0.00	--	100	<0.5	<0.5	<0.5	<0.5	<0.5	37.9
06/19/00	2.61	-0.80	3.41	0.00	0.00	--	<50	3.8	<0.50	<0.50	<0.50	<0.50	88/91 ²
09/30/00	2.61	-1.23	3.84	0.00	0.00	--	<130	<1.3	<1.3	<1.3	<1.3	<1.3	460/530 ²
10/05/00	2.61	-1.32	3.93	0.00	0.00	--	--	--	--	--	--	--	--
12/08/00	8.61	4.41	4.20	0.00	0.00	--	<50.0	<0.500	<0.500	<0.500	<0.500	<0.500	58.7
03/03/01 ¹¹	8.61	6.30	2.31	0.00	0.00	--	<50	<0.50	<0.50	<0.50	<0.50	<0.50	8.9
06/19/01	8.61	5.27	3.34	0.00	0.00	--	<50	<0.50	<0.50	<0.50	<0.50	<0.50	51
09/05/01	8.61	4.84	3.77	0.00	0.00	--	<50	<0.50	<0.50	<0.50	<1.5	<1.5	180
12/10/01	8.61	6.14	2.47	0.00	0.00	--	<50	<0.50	<0.50	<0.50	<1.5	<1.5	21
03/04/02	8.61	5.48	3.13	0.00	0.00	--	<50	<0.50	<0.50	<0.50	<1.5	<1.5	47
06/03/02	8.61	2.90	5.71	0.00	0.00	--	<50	<0.50	<0.50	<0.50	<1.5	<1.5	31
09/14/02	8.61	4.86	3.75	0.00	0.00	--	<50	<0.50	<0.50	<0.50	<1.5	<1.5	140
12/13/02	8.61	5.32	3.29	0.00	0.00	--	<50	<0.50	<0.50	<0.50	<1.5	<1.5	<2.5
03/14/03	8.61	5.54	3.07	0.00	0.00	--	<50	<0.50	<0.50	<0.50	<1.5	<1.5	35
06/09/03 ¹³	8.61	5.09	3.52	0.00	0.00	--	<50	<0.5	<0.5	<0.5	<0.5	<0.5	69
09/03/03 ¹³	8.61	4.49	4.12	0.00	0.00	--	<50	<0.5	<0.5	<0.5	<0.5	<0.5	1
12/01/03 ¹³	8.61	5.34	3.27	0.00	0.00	--	<50	<0.5	<0.5	<0.5	<0.5	<0.5	100
03/01/04 ¹³	8.61	6.55	2.06	0.00	0.00	--	<50	<0.5	<0.5	<0.5	<0.5	<0.5	26
06/02/04 ¹³	8.61	5.31	3.30	0.00	0.00	--	<50	<0.5	<0.5	<0.5	<0.5	<0.5	93

Table 1
Groundwater Monitoring Data and Analytical Results
Chevron Service Station #9-1851
451 Hegenberger Road
Oakland, California

WELL ID/ DATE	TOC* (ft.)	GWE (msl)	DTW (ft.)	SPH		TPH-D (ppb)	TPH-G (ppb)	B (ppb)	T (ppb)	E (ppb)	X (ppb)	MTBE (ppb)
				SPHT (ft.)	Removed (gallons)							
MW-1 (cont)												
09/03/04 ¹³	8.61	4.47	4.14	0.00	0.00	--	<50	<0.5	<0.5	<0.5	<0.5	140
12/20/04 ¹³	8.61	4.99	3.62	0.00	0.00	--	<50	<0.5	<0.5	<0.5	<0.5	37
03/12/05 ¹³	8.61	5.57	3.04	0.00	0.00	--	<50	<0.5	<0.5	<0.5	<0.5	130
06/28/05 ¹³	8.61	5.33	3.28	0.00	0.00	--	<50	<0.5	<0.5	<0.5	<0.5	93
09/01/05 ¹³	8.61	5.03	3.58	0.00	0.00	--	<50	<0.5	<0.5	<0.5	<0.5	59
12/01/05 ¹³	8.61	5.56	3.05	0.00	0.00	--	<50	<0.5	<0.5	<0.5	<0.5	62
03/04/06 ¹³	8.61	5.30	3.31	0.00	0.00	--	<50	<0.5	<0.5	<0.5	<0.5	88
06/01/06 ¹³	8.61	5.17	3.44	0.00	0.00	--	<50	<0.5	<0.5	<0.5	<0.5	36
09/01/06 ¹³	8.61	5.62	2.99	0.00	0.00	--	<50	<0.5	<0.5	<0.5	<0.5	18
12/15/06 ¹³	8.61	5.70	2.91	0.00	0.00	--	<50	<0.5	<0.5	<0.5	<0.5	8
03/15/07 ¹³	8.61	5.18	3.43	0.00	0.00	--	<50	<0.5	<0.5	<0.5	<0.5	17
06/15/07 ¹³	8.61	4.94	3.67	0.00	0.00	--	<50	<0.5	<0.5	<0.5	<0.5	8
09/06/07¹³	8.61	5.19	3.42	0.00	0.00	--	<50	<0.5	<0.5	<0.5	<0.5	3
MW-2												
10/17/95 ³	3.51	-1.82	5.33	0.00	0.00	1,600 ⁴	170	3.5	<0.5	1.0	6.1	--
03/29/96	3.51	-0.44	3.95	0.00	0.00	3,000 ⁴	89	4.7	<0.5	0.64	0.74	21
06/26/96	3.51	-1.09	4.60	0.00	0.00	2,000 ⁴	80	8.7	<0.5	1.2	1.3	31
09/25/96	3.51	INACCESSIBLE		--	--	--	--	--	--	--	--	--
12/17/96	3.51	-0.41	3.92	0.00	0.00	2,400 ⁴	110	<0.5	<0.5	0.75	2.1	27
03/20/97	3.51	-1.32	4.83	0.00	0.00	3,400 ⁴	140	8.2	<2.0	<2.0	<2.0	58
06/20/97	3.51	-1.53	5.04	0.00	0.00	1,600 ⁴	62	7.7	<0.5	<0.5	<0.5	38
09/09/97	3.51	-1.47	4.98	0.00	0.00	82 ⁴	190	9.4	<0.5	<0.5	0.86	48
12/12/97	3.51	-0.40	3.91	0.00	0.00	8,500 ⁴	180	1.8	<0.5	<0.5	3.2	34
02/19/98	3.51	0.55	2.96	0.00	0.00	3,800 ⁴	<100	1.8	<1.0	<1.0	<1.0	230
06/23/98	3.51	-0.54	4.05	0.00	0.00	--	60	<0.5	<0.5	<0.5	<0.5	55
08/31/98	3.51	-0.80	4.31	0.00	0.00	--	61	2.2	<0.5	<0.5	1.1	53
12/29/98	3.51	-1.12	4.63	0.00	0.00	--	54	1.3	<0.5	<0.5	0.752	38.1
03/11/99	3.51	-0.01	3.52	0.00	0.00	--	648	2.9	<2.0	<2.0	<2.0	73.2
06/24/99	3.51	-0.49	4.00	0.00	0.00	--	264	.58	<0.5	1.01	<0.5	44.1
09/29/99	3.51	-0.93	4.44	0.00	0.00	--	54.3	.66	<0.5	<0.5	<0.5	35.7
12/08/99	3.51	-1.38	4.89	0.00	0.00	--	<50	1.27	<0.5	<0.5	<0.5	56.9
03/01/00	3.51	0.48	3.03	0.00	0.00	--	68	1.57	<0.5	<0.5	<0.5	110
06/19/00	3.51	-0.66	4.17	0.00	0.00	--	58 ¹	1.5	<0.50	<0.50	<0.50	90/59 ²
09/30/00	3.51	-1.15	4.66	0.00	0.00	--	<50	<0.50	0.82	<0.50	1.1	48/50 ²

Table 1
Groundwater Monitoring Data and Analytical Results
Chevron Service Station #9-1851
451 Hegenberger Road
Oakland, California

WELL ID/ DATE	TOC* (ft.)	GWE (msl)	DTW (ft.)	SPHT (ft.)	SPH		TPH-D (ppb)	TPH-G (ppb)	B (ppb)	T (ppb)	E (ppb)	X (ppb)	MTBE (ppb)
					Removed (gallons)								
MW-2 (cont)													
10/05/00 ^{8,9}	3.51	-1.20	4.71	0.00	0.00		4,000 ⁷	--	--	--	--	--	--
12/08/00	9.52	4.55	4.97	0.00	0.00		--	<50.0	<0.500	<0.500	<0.500	<0.500	61.8
03/03/01 ¹¹	9.52	6.25	3.27	0.00	0.00		--	310 ¹²	0.60	<0.50	<0.50	1.3	97
06/19/01	9.52	5.47	4.05	0.00	0.00		--	<50	<0.50	<0.50	<0.50	<0.50	30
09/05/01	9.52	4.98	4.54	0.00	0.00		--	<50	<0.50	1.2	<0.50	<1.5	46
12/10/01	9.52	6.07	3.45	0.00	0.00		--	<50	<0.50	<0.50	<0.50	<1.5	22
03/04/02	9.52	5.58	3.94	0.00	0.00		--	<50	<0.50	<0.50	<0.50	<1.5	61
06/03/02	9.52	5.44	4.08	0.00	0.00		--	<50	<0.50	<0.50	<0.50	<1.5	71
09/14/02	9.52	4.87	4.65	0.00	0.00		--	<50	<0.50	<0.50	<0.50	<1.5	77
12/13/02	9.52	5.21	4.31	0.00	0.00		--	53	<0.50	<0.50	<0.50	<1.5	44
03/14/03	9.52	5.61	3.91	0.00	0.00		--	<50	<0.50	<0.50	<0.50	<1.5	55
06/09/03 ¹³	9.52	5.19	4.33	0.00	0.00		--	<50	<0.5	<0.5	<0.5	<0.5	67
09/03/03 ¹³	9.52	4.59	4.93	0.00	0.00		--	<50	<0.5	<0.5	<0.5	<0.5	0.9
12/01/03 ¹³	9.52	5.37	4.15	0.00	0.00		--	<50	<0.5	<0.5	<0.5	<0.5	72
03/01/04 ¹³	9.52	6.40	3.12	0.00	0.00		--	<50	<0.5	<0.5	<0.5	<0.5	130
06/02/04 ¹³	9.52	5.31	4.21	0.00	0.00		--	<50	<0.5	<0.5	<0.5	<0.5	46
09/03/04 ¹³	9.52	5.38	4.14	0.00	0.00		--	<50	<0.5	<0.5	<0.5	<0.5	69
12/20/04	9.52	4.96**	4.60	0.05	0.01 ¹⁴		NOT SAMPLED DUE TO THE PERSENCE OF SPH				--	--	--
03/12/05 ¹³	9.52	5.62	3.90	0.00	0.00		--	<50	<0.5	<0.5	<0.5	<0.5	57
06/28/05 ¹³	9.52	5.46	4.06	0.00	0.00		--	<50	<0.5	<0.5	<0.5	<0.5	6
09/01/05	9.52	5.03**	4.52	0.04	1.10 ¹⁴		NOT SAMPLED DUE TO THE PERSENCE OF SPH				--	--	--
12/01/05 ¹³	9.52	5.51	4.01	0.00	0.00		--	<50	<0.5	<0.5	<0.5	<0.5	3
03/04/06 ¹³	9.52	5.25	4.27	0.00	0.00		--	<50	<0.5	<0.5	<0.5	<0.5	14
06/01/06 ¹³	9.52	5.12	4.40	0.00	0.00		--	<50	<0.5	<0.5	<0.5	<0.5	35
09/01/06 ¹³	9.52	5.62	3.90	0.00	0.00		--	<50	<0.5	<0.5	<0.5	<0.5	31
12/15/06 ¹³	9.52	5.64	3.88	0.00	0.00		--	<50	<0.5	<0.5	<0.5	<0.5	25
03/15/07 ¹³	9.52	5.25	4.27	0.00	0.00		--	<50	<0.5	<0.5	<0.5	<0.5	15
06/15/07 ¹⁶	9.52	5.03	4.49	0.00	0.00		NOT SAMPLED DUE TO THE PERSENCE OF SPH				--	--	
09/06/07¹³	9.52	5.20	4.32	0.00	0.00		--	<50	<0.5	<0.5	<0.5	<0.5	43
MW-3													
10/17/95 ⁵	3.08	-1.34	4.42	0.00	0.00		--	<50	<0.5	<0.5	<0.5	<0.5	--
03/29/96	3.08	0.08	3.00	0.00	0.00		--	<50	<0.5	<0.5	<0.5	<0.5	26
06/26/96	3.08	-0.52	3.60	0.00	0.00		--	<50	<0.5	<0.5	<0.5	<0.5	47
09/25/96	3.08	-1.06	4.14	0.00	0.00		--	<125	<1.2	<1.2	<1.2	<1.2	570

Table 1
Groundwater Monitoring Data and Analytical Results
Chevron Service Station #9-1851
451 Hegenberger Road
Oakland, California

WELL ID/ DATE	TOC* (ft.)	GWE (msl)	DTW (ft.)	SPH		TPH-D (ppb)	TPH-G (ppb)	B (ppb)	T (ppb)	E (ppb)	X (ppb)	MTBE (ppb)
				SPHT (ft.)	Removed (gallons)							
MW-3 (cont)												
12/17/96	3.08	-0.12	3.20	0.00	0.00	--	<500	<5.0	<5.0	<5.0	<5.0	680
03/20/97	3.08	-0.22	3.30	0.00	0.00	--	<50	<5.7	<5.7	<5.7	<5.7	430
06/20/97	3.08	-0.78	3.86	0.00	0.00	--	<500	<5.0	<5.0	<5.0	<5.0	1,400
09/09/97	3.08	-1.11	4.19	0.00	0.00	--	76 ⁴	22	<0.5	<0.5	<0.5	920
12/12/97	3.08	0.12	2.96	0.00	0.00	--	52	15	<0.5	<0.5	<0.5	710
02/19/98	3.08	0.86	2.22	0.00	0.00	--	<50	6.6	<0.5	<0.5	<0.5	380
06/23/98	3.08	-0.17	3.25	0.00	0.00	--	<50	<0.5	<0.5	<0.5	<0.5	390
08/31/98	3.08	-0.78	3.86	0.00	0.00	--	<50	19	<0.5	<0.5	<0.5	830
12/29/98	3.08	-0.45	3.53	0.00	0.00	--	<250	<2.5	<2.5	<2.5	<2.5	416
03/11/99	3.08	-0.27	3.35	0.00	0.00	--	<50	<0.5	<0.5	<0.5	<0.5	262
06/24/99	3.08	-0.53	3.61	0.00	0.00	--	<50	12.8	<0.5	<0.5	<0.5	620
09/29/99	3.08	-0.87	3.95	0.00	0.00	--	<50	<0.5	<0.5	<0.5	<0.5	2,840
12/08/99	3.08	-0.46	3.54	0.00	0.00	--	73.4	<0.5	<0.5	<0.5	<0.5	1,620
03/01/00	3.08	0.65	2.43	0.00	0.00	--	<200	<2.0	<2.0	<2.0	<2.0	1,880
06/19/00	3.08	-0.30	3.38	0.00	0.00	--	<250	20	<2.5	<2.5	<2.5	1,200/920 ²
09/30/00	3.08	-0.92	4.00	0.00	0.00	--	<250	<2.5	<2.5	<2.5	<2.5	730/2,100 ²
10/05/00	3.08	-0.94	4.02	0.00	0.00	--	--	--	--	--	--	--
12/08/00	9.08	5.38	3.70	0.00	0.00	--	<50.0	<0.500	<0.500	<0.500	<0.500	1,620
03/03/01 ¹¹	9.08	6.84	2.24	0.00	0.00	--	<50	<0.50	<0.50	<0.50	<0.50	1,000
06/19/01	9.08	5.37	3.71	0.00	0.00	--	<120	4.8	<1.2	<1.2	<1.2	510
09/05/01	9.08	5.04	4.04	0.00	0.00	--	130	<0.50	<0.50	<0.50	<1.5	1,400
12/10/01	9.08	6.54	2.54	0.00	0.00	--	130	<0.50	<0.50	<0.50	<1.5	1,000
03/04/02	9.08	6.24	2.84	0.00	0.00	--	120	<0.50	<0.50	<0.50	<1.5	720
06/03/02	9.08	5.80	3.28	0.00	0.00	--	130	<0.50	<0.50	<0.50	<1.5	710
09/14/02	9.08	4.93	4.15	0.00	0.00	--	590	<20	<1.0	<1.0	<3.0	2,600
12/13/02	9.08	5.23	3.85	0.00	0.00	--	430	<0.50	<0.50	<0.50	<1.5	2,000
03/14/03	9.08	6.09	2.99	0.00	0.00	--	310	<0.50	<0.50	<0.50	<1.5	1,600
06/09/03 ¹³	9.08	5.74	3.34	0.00	0.00	--	330	<0.5	<0.5	<0.5	<0.5	1,800
09/03/03 ¹³	9.08	5.11	3.97	0.00	0.00	--	720	<3	<3	<3	<3	4,100
12/01/03 ¹³	9.08	5.32	3.76	0.00	0.00	--	520	<1	<1	<1	<1	2,400
03/01/04 ¹³	9.08	6.97	2.11	0.00	0.00	--	140	<0.5	<0.5	<0.5	<0.5	850
06/02/04 ¹³	9.08	5.43	3.65	0.00	0.00	--	220	<0.5	<0.5	<0.5	<0.5	1,500
09/03/04 ¹³	9.08	4.07	5.01	0.00	0.00	--	300	<1	<1	<1	<1	1,800
12/20/04 ¹³	9.08	4.23	4.85	0.00	0.00	--	<50	<0.5	<0.5	<0.5	<0.5	86
03/12/05 ¹³	9.08	4.69	4.39	0.00	0.00	--	<50	0.6	<0.5	<0.5	<0.5	110
06/28/05 ¹³	9.08	4.52	4.56	0.00	0.00	--	<50	<0.5	<0.5	<0.5	<0.5	23

Table 1
Groundwater Monitoring Data and Analytical Results
Chevron Service Station #9-1851
451 Hegenberger Road
Oakland, California

WELL ID/ DATE	TOC* (ft.)	GWE (msl)	DTW (ft.)	SPH		TPH-D (ppb)	TPH-G (ppb)	B (ppb)	T (ppb)	E (ppb)	X (ppb)	MTBE (ppb)
				SPHT (ft.)	Removed (gallons)							
MW-3 (cont)												
09/01/05 ¹³	9.08	4.41	4.67	0.00	0.00	--	<50	<0.5	<0.5	<0.5	<0.5	47
12/01/05 ¹³	9.08	4.65	4.43	0.00	0.00	--	<50	<0.5	<0.5	<0.5	<0.5	19
03/04/06 ¹³	9.08	4.76	4.32	0.00	0.00	--	<50	<0.5	<0.5	<0.5	<0.5	36
06/01/06 ¹³	9.08	4.56	4.52	0.00	0.00	--	<50	<0.5	<0.5	<0.5	<0.5	29
09/01/06 ¹³	9.08	4.42	4.66	0.00	0.00	--	75	<0.5	<0.5	<0.5	<0.5	29
12/15/06 ¹³	9.08	5.01	4.07	0.00	0.00	--	<50	<0.5	<0.5	<0.5	<0.5	14
03/15/07 ¹³	9.08	4.82	4.26	0.00	0.00	--	<50	<0.5	<0.5	<0.5	<0.5	24
06/15/07 ¹³	9.08	4.46	4.62	0.00	0.00	--	<50	<0.5	<0.5	<0.5	<0.5	18
09/06/07¹³	9.08	4.38	4.70	0.00	0.00	--	<50	<0.5	<0.5	<0.5	<0.5	14
MW-4												
10/17/95	3.48	-1.60	5.08	0.00	0.00	--	<125	<1.2	<1.2	<1.2	<1.2	--
03/29/96	3.48	-1.13	4.61	0.00	0.00	--	<1,000	<10	<10	<10	<10	6,700
06/26/96	3.48	-0.82	4.30	0.00	0.00	--	<2,000	<20	<20	<20	<20	7,200
09/25/96	3.48	-1.85	5.33	0.00	0.00	--	<50	<0.5	<0.5	<0.5	<0.5	<2.5
12/17/96	3.48	0.67	2.81	0.00	0.00	--	<2,000	120	<20	<20	<20	11,000
03/20/97	3.48	-1.02	4.50	0.00	0.00	--	250 ⁴	<2.0	<2.0	<2.0	<2.0	10,000/8,600 ⁶
06/20/97	3.48	-2.20	5.68	0.00	0.00	--	<2,500	<25	<25	<25	<25	9,300
09/09/97	3.48	-2.02	5.50	0.00	0.00	--	460 ⁴	<0.5	<0.5	<0.5	<0.5	6,600
12/12/97	3.48	-1.55	5.03	0.00	0.00	--	430 ⁴	120	<2.5	<2.5	<2.5	7,800
02/19/98	3.48	0.13	3.35	0.00	0.00	--	510 ⁴	130	<0.5	<0.5	<0.5	6,600
06/23/98	3.48	-1.50	4.98	0.00	0.00	--	550 ⁴	<0.5	<0.5	<0.5	<0.5	6,800
08/31/98	3.48	-1.94	5.42	0.00	0.00	--	<500	450	<5.0	<5.0	<5.0	14,000
12/29/98	3.48	-1.58	5.06	0.00	0.00	--	<5,000	<50	<50	<50	<50	16,100
03/11/99	3.48	-0.30	3.78	0.00	0.00	--	979	<5.0	<5.0	<5.0	<5.0	15,100
06/24/99	3.48	-0.83	4.31	0.00	0.00	--	<2,500	715	<25	<25	<25	12,400
09/29/99	3.48	-2.10	5.58	0.00	0.00	--	1,380	<5.0	<5.0	<5.0	<5.0	11,700
12/08/99	3.48	-1.85	5.33	0.00	0.00	--	318	<0.5	<0.5	<0.5	<0.5	11,100
03/01/00	3.48	-1.72	5.20	0.00	0.00	--	<50	<0.5	<0.5	<0.5	<0.5	9,940
06/19/00	3.48	-1.88	5.36	0.00	0.00	--	<1,000	220	<10	<10	<10	7,300/9,500 ²
09/30/00	3.48	-0.29	3.77	0.00	0.00	--	740 ¹	<2.5	<2.5	<2.5	<2.5	6,000/7,800 ²
10/05/00	3.48	-0.38	3.86	0.00	0.00	--	--	--	--	--	--	--
12/08/00	9.48	5.03	4.45	0.00	0.00	--	<50.0	<0.500	<0.500	<0.500	<0.500	6,230
03/03/01 ¹¹	9.48	5.65	3.83	0.00	0.00	--	<250	<2.5	<2.5	<2.5	<2.5	3,600
06/19/01	9.48	6.11	3.37	0.00	0.00	--	<500	140	<5.0	<5.0	<5.0	2,500

Table 1
Groundwater Monitoring Data and Analytical Results
Chevron Service Station #9-1851
451 Hegenberger Road
Oakland, California

WELL ID/ DATE	TOC* (ft.)	GWE (msl)	DTW (ft.)	SPHT (ft.)	SPH		TPH-D (ppb)	TPH-G (ppb)	B (ppb)	T (ppb)	E (ppb)	X (ppb)	MTBE (ppb)
					Removed (gallons)								
MW-4 (cont)													
09/05/01	9.48	5.52	3.96	0.00	0.00	--	400	<0.50	<0.50	<0.50	<1.5	2,800	
12/10/01	9.48	4.43	5.05	0.00	0.00	--	700	<0.50	<0.50	<0.50	<1.5	3,400	
03/04/02	9.48	5.81	3.67	0.00	0.00	--	660	<0.50	<0.50	<0.50	<1.5	2,900	
06/03/02	9.48	4.24	5.24	0.00	0.00	--	610	<0.50	<0.50	<0.50	<1.5	3,000	
09/14/02	9.48	4.26	5.22	0.00	0.00	--	490	<10	<1.0	<1.0	<3.0	2,400	
12/13/02	9.48	4.81	4.67	0.00	0.00	--	440	<0.50	<0.50	<0.50	<1.5	2,200	
03/14/03	9.48	4.84	4.64	0.00	0.00	--	490	<0.50	<0.50	<0.50	<1.5	2,600	
06/09/03 ¹³	9.48	4.45	5.03	0.00	0.00	--	340	<0.5	<0.5	<0.5	<0.5	1,700	
09/03/03 ¹³	9.48	3.83	5.65	0.00	0.00	--	320	<1	<1	<1	<1	1,600	
12/01/03 ¹³	9.48	4.51	4.97	0.00	0.00	--	350	<1	<1	<1	<1	1,700	
03/01/04 ¹³	9.48	4.80	4.68	0.00	0.00	--	240	<0.5	<0.5	<0.5	<0.5	1,200	
06/02/04 ¹³	9.48	4.55	4.93	0.00	0.00	--	240	<0.5	<0.5	<0.5	<0.5	1,600	
09/03/04 ¹³	9.48	4.49	4.99	0.00	0.00	--	270	<1	<1	<1	<1	1,500	
12/20/04 ¹³	9.48	5.30	4.18	0.00	0.00	--	230	<3	<3	<3	<3	1,900	
03/12/05 ¹³	9.48	4.16	5.32	0.00	0.00	--	180	<1	<1	<1	<1	1,200	
06/28/05 ¹³	9.48	4.22	5.26	0.00	0.00	--	180	<0.5	<0.5	<0.5	<0.5	920	
09/01/05 ¹³	9.48	4.57	4.91	0.00	0.00	--	250	<1	<1	<1	<1	1,500	
12/01/05 ¹³	9.48	4.60	4.88	0.00	0.00	--	61	<0.5	<0.5	<0.5	<0.5	260	
03/04/06 ¹³	9.48	4.46	5.02	0.00	0.00	--	<50	<0.5	<0.5	<0.5	<0.5	80	
06/01/06 ¹³	9.48	5.25	4.23	0.00	0.00	--	<50	<0.5	<0.5	<0.5	<0.5	51	
09/01/06 ¹³	9.48	4.12	5.36	0.00	0.00	--	<50	<0.5	<0.5	<0.5	<0.5	29	
12/15/06 ¹³	9.48	4.54	4.94	0.00	0.00	--	<50	<0.5	<0.5	<0.5	<0.5	19	
03/15/07 ¹³	9.48	4.46	5.02	0.00	0.00	--	<50	<0.5	<0.5	<0.5	<0.5	18	
06/15/07 ¹³	9.48	4.48	5.00	0.00	0.00	--	<50	<0.5	<0.5	<0.5	<0.5	16	
09/06/07¹³	9.48	4.51	4.97	0.00	0.00	--	<50	<0.5	<0.5	<0.5	<0.5	9	
MW-5													
10/23/00 ¹⁰	8.77	4.18	4.59	0.00	0.00	--	<50	<0.500	<0.500	<0.500	<0.500	4.34	
12/08/00	8.77	5.34	3.43	0.00	0.00	--	<50.0	<0.500	<0.500	<0.500	<0.500	11.0	
03/03/01 ¹¹	8.77	6.37	2.40	0.00	0.00	--	<50	<0.50	<0.50	<0.50	<0.50	24	
06/19/01	8.77	INACCESSIBLE - CAR PARKED OVER WELL				--	--	--	--	--	--	--	
09/05/01	8.77	5.02	3.75	0.00	0.00	--	<50	<0.50	<0.50	<0.50	<1.5	31	
12/10/01	8.77	5.98	2.79	0.00	0.00	--	<50	<0.50	<0.50	<0.50	<1.5	45	
03/04/02	8.77	6.25	2.52	0.00	0.00	--	<50	<0.50	<0.50	<0.50	<1.5	29	
06/03/02	8.77	5.57	3.20	0.00	0.00	--	<50	<0.50	<0.50	<0.50	<1.5	40	

Table 1
Groundwater Monitoring Data and Analytical Results
Chevron Service Station #9-1851
451 Hegenberger Road
Oakland, California

WELL ID/ DATE	TOC* (ft.)	GWE (msl)	DTW (ft.)	SPH		TPH-D (ppb)	TPH-G (ppb)	B (ppb)	T (ppb)	E (ppb)	X (ppb)	MTBE (ppb)
				SPHT (ft.)	Removed (gallons)							
MW-5 (cont)												
09/14/02	8.77	4.92	3.85	0.00	0.00	--	<50	<0.50	<0.50	<0.50	<1.5	92
12/13/02	8.77	5.32	3.45	0.00	0.00	--	<50	<0.50	<0.50	<0.50	<1.5	32
03/14/03	8.77	5.82	2.95	0.00	0.00	--	<50	<0.50	<0.50	<0.50	<1.5	71
06/09/03 ¹³	8.77	5.58	3.19	0.00	0.00	--	<50	<0.5	<0.5	<0.5	<0.5	79
09/03/03 ¹³	8.77	4.98	3.79	0.00	0.00	--	<50	<0.5	<0.5	<0.5	<0.5	2
12/01/03 ¹³	8.77	5.43	3.34	0.00	0.00	--	<50	<0.5	<0.5	<0.5	<0.5	52
03/01/04 ¹³	8.77	6.29	2.48	0.00	0.00	--	<50	<0.5	<0.5	<0.5	<0.5	120
06/02/04 ¹³	8.77	5.66	3.11	0.00	0.00	--	<50	<0.5	<0.5	<0.5	<0.5	110
09/03/04 ¹³	8.77	3.66	5.11	0.00	0.00	--	<50	<0.5	<0.5	<0.5	<0.5	80
12/20/04 ¹³	8.77	3.67	5.10	0.00	0.00	--	<50	<0.5	<0.5	<0.5	<0.5	62
03/12/05 ¹³	8.77	4.06	4.71	0.00	0.00	--	<50	<0.5	<0.5	<0.5	<0.5	58
06/28/05 ¹³	8.77	3.84	4.93	0.00	0.00	--	<50	<0.5	<0.5	<0.5	<0.5	64
09/01/05 ¹³	8.77	3.85	4.92	0.00	0.00	--	<50	<0.5	<0.5	<0.5	<0.5	61
12/01/05 ¹³	8.77	3.96	4.81	0.00	0.00	--	<50	<0.5	<0.5	<0.5	<0.5	50
03/04/06 ¹³	8.77	3.99	4.78	0.00	0.00	--	<50	<0.5	<0.5	<0.5	<0.5	49
06/01/06 ¹³	8.77	3.88	4.89	0.00	0.00	--	<50	<0.5	<0.5	<0.5	<0.5	38
09/01/06 ¹³	8.77	3.83	4.94	0.00	0.00	--	<50	<0.5	<0.5	<0.5	<0.5	32
12/15/06 ¹³	8.77	4.09	4.68	0.00	0.00	--	<50	<0.5	<0.5	<0.5	<0.5	26
03/15/07 ¹³	8.77	3.89	4.88	0.00	0.00	--	<50	<0.5	<0.5	<0.5	<0.5	23
06/15/07 ¹³	8.77	3.90	4.87	0.00	0.00	--	<50	<0.5	<0.5	<0.5	<0.5	22
09/06/07¹³	8.77	4.00	4.77	0.00	0.00	--	<50	<0.5	<0.5	<0.5	<0.5	17
MW-6												
10/23/00 ¹⁰	11.45	4.30	7.15	0.00	0.00	--	<50	<0.500	<0.500	<0.500	<0.500	5.96
12/08/00	11.45	4.61	6.84	0.00	0.00	--	<50.0	<0.500	<0.500	<0.500	<0.500	8.80
03/03/01 ¹¹	11.45	5.32	6.13	0.00	0.00	--	<50	<0.50	<0.50	<0.50	<0.50	9.0
06/19/01	11.45	5.65	5.80	0.00	0.00	--	<50	<0.50	<0.50	<0.50	<1.5	<2.5
09/05/01	11.45	6.29	5.16	0.00	0.00	--	<50	<0.50	<0.50	<0.50	<1.5	<2.5
12/10/01	11.45	6.64	4.81	0.00	0.00	--	<50	<0.50	<0.50	<0.50	<1.5	<2.5
03/04/02	11.45	7.29	4.16	0.00	0.00	--	<50	<0.50	<0.50	<0.50	<1.5	<2.5
06/03/02	11.45	5.74	5.71	0.00	0.00	--	<50	<0.50	<0.50	<0.50	<1.5	<2.5
09/14/02	11.45	4.80	6.65	0.00	0.00	--	<50	<0.50	<0.50	<0.50	<1.5	<2.5
12/13/02	11.45	5.06	6.39	0.00	0.00	--	<50	<0.50	<0.50	<0.50	<1.5	<2.5
03/14/03	11.45	4.98	6.47	0.00	0.00	--	<50	<0.50	<0.50	<0.50	<1.5	<2.5
06/09/03 ¹³	11.45	4.67	6.78	0.00	0.00	--	<50	<0.5	0.7	<0.5	<0.5	1

Table 1
Groundwater Monitoring Data and Analytical Results
Chevron Service Station #9-1851
451 Hegenberger Road
Oakland, California

WELL ID/ DATE	TOC* (ft.)	GWE (msl)	DTW (ft.)	SPH		TPH-D (ppb)	TPH-G (ppb)	B (ppb)	T (ppb)	E (ppb)	X (ppb)	MTBE (ppb)
				SPHT (ft.)	Removed (gallons)							
MW-6 (cont)												
09/03/03 ¹³	11.45	4.37	7.08	0.00	0.00	--	<50	<0.5	<0.5	<0.5	<0.5	0.8
12/01/03 ¹³	11.45	7.88	3.57	0.00	0.00	--	<50	<0.5	<0.5	<0.5	<0.5	<0.5
03/01/04 ¹³	11.45	8.27	3.18	0.00	0.00	--	<50	<0.5	<0.5	<0.5	<0.5	25
06/02/04 ¹³	11.45	7.95	3.50	0.00	0.00	--	<50	<0.5	<0.5	<0.5	<0.5	<0.5
09/03/04 ¹³	11.45	9.28	2.17	0.00	0.00	--	<50	<0.5	<0.5	<0.5	<0.5	0.6
12/20/04 ¹³	11.45	5.42	6.03	0.00	0.00	--	<50	<0.5	<0.5	<0.5	<0.5	0.6
03/12/05 ¹³	11.45	6.40	5.05	0.00	0.00	--	<50	<0.5	<0.5	<0.5	<0.5	<0.5
06/28/05 ¹³	11.45	9.09	2.36	0.00	0.00	--	<50	<0.5	<0.5	<0.5	<0.5	<0.5
09/01/05 ¹³	11.45	8.58	2.87	0.00	0.00	--	<50	<0.5	<0.5	<0.5	<0.5	1
12/01/05 ¹³	11.45	8.55	2.90	0.00	0.00	--	<50	<0.5	<0.5	<0.5	<0.5	<0.5
03/04/06 ¹³	11.45	7.74	3.71	0.00	0.00	--	<50	<0.5	<0.5	<0.5	<0.5	<0.5
06/01/06 ¹³	11.45	8.88	2.57	0.00	0.00	--	<50	<0.5	<0.5	<0.5	<0.5	<0.5
09/01/06 ¹³	11.45	9.09	2.36	0.00	0.00	--	<50	<0.5	<0.5	<0.5	<0.5	1
12/15/06 ¹³	11.45	8.29	3.16	0.00	0.00	--	<50	<0.5	<0.5	<0.5	<0.5	<0.5
03/15/07 ¹³	11.45	9.03	2.42	0.00	0.00	--	<50	<0.5	<0.5	<0.5	<0.5	<0.5
06/15/07 ¹³	11.45	8.13	3.32	0.00	0.00	--	<50	<0.5	<0.5	<0.5	<0.5	<0.5
09/06/07¹³	11.45	6.04	5.41	0.00	0.00	--	<50	<0.5	<0.5	<0.5	<0.5	0.6
MW-7												
10/23/00 ¹⁰	10.58	4.33	6.25	0.00	0.00	--	<50	<0.500	<0.500	<0.500	<0.500	1,210
12/08/00	10.58	3.35	7.23	0.00	0.00	--	<50.0	<0.500	<0.500	<0.500	<0.500	338
03/03/01 ¹¹	10.58	4.31	6.27	0.00	0.00	--	72 ¹²	<0.50	<0.50	<0.50	<0.50	460
06/19/01	10.58	4.76	5.82	0.00	0.00	--	110 ¹	18	<0.50	<0.50	<0.50	440
09/05/01	10.58	4.04	6.54	0.00	0.00	--	180	<0.50	<0.50	<0.50	<1.5	640
12/10/01	10.58	5.04	5.54	0.00	0.00	--	110	<0.50	<0.50	<0.50	<1.5	390
03/04/02	10.58	3.68	6.90	0.00	0.00	--	220	1.1	<0.50	3.0	<1.5	460
06/03/02	10.58	4.94	5.64	0.00	0.00	--	130	<0.50	<0.50	<0.50	<1.5	350
09/14/02	10.58	3.55	7.03	0.00	0.00	--	120	<2.0	<0.50	<0.50	<1.5	340
12/13/02	10.58	4.99	5.59	0.00	0.00	--	57	<0.50	<0.50	<0.50	<1.5	150
03/14/03	10.58	4.60	5.98	0.00	0.00	--	77	<0.50	<0.50	<0.50	<1.5	240
06/09/03 ¹³	10.58	4.32	6.26	0.00	0.00	--	79	<0.5	<0.5	<0.5	<0.5	210
09/03/03 ¹³	10.58	3.72	6.86	0.00	0.00	--	<50	<0.5	<0.5	<0.5	<0.5	0.8
12/01/03 ¹³	10.58	5.11	5.47	0.00	0.00	--	58	<0.5	<0.5	<0.5	<0.5	130
03/01/04 ¹³	10.58	4.60	5.98	0.00	0.00	--	71	<0.5	<0.5	<0.5	<0.5	180
06/02/04 ¹³	10.58	5.77	4.81	0.00	0.00	--	<50	<0.5	<0.5	<0.5	<0.5	87

Table 1
Groundwater Monitoring Data and Analytical Results
Chevron Service Station #9-1851
451 Hegenberger Road
Oakland, California

WELL ID/ DATE	TOC* (ft.)	GWE (msl)	DTW (ft.)	SPHT (ft.)	SPH		TPH-D (ppb)	TPH-G (ppb)	B (ppb)	T (ppb)	E (ppb)	X (ppb)	MTBE (ppb)
					Removed (gallons)								
MW-7 (cont)													
09/03/04 ¹³	10.58	4.16	6.42	0.00	0.00	--	55	<0.5	<0.5	<0.5	<0.5	<0.5	140
12/20/04 ¹³	10.58	4.36	6.22	0.00	0.00	--	<50	<0.5	<0.5	<0.5	<0.5	<0.5	130
03/12/05 ¹³	10.58	4.79	5.79	0.00	0.00	--	<50	<0.5	<0.5	<0.5	<0.5	<0.5	110
06/28/05 ¹³	10.58	5.96	4.62	0.00	0.00	--	<50	<0.5	<0.5	<0.5	<0.5	<0.5	30
09/01/05 ¹³	10.58	5.80	4.78	0.00	0.00	--	<50	<0.5	<0.5	<0.5	<0.5	<0.5	70
12/01/05 ¹³	10.58	6.57	4.01	0.00	0.00	--	<50	<0.5	<0.5	<0.5	<0.5	<0.5	35
03/04/06 ¹³	10.58	4.69	5.89	0.00	0.00	--	<50	<0.5	<0.5	<0.5	<0.5	<0.5	49
06/01/06 ¹³	10.58	5.48	5.10	0.00	0.00	--	<50	<0.5	<0.5	<0.5	<0.5	<0.5	35
09/01/06 ¹³	10.58	5.27	5.31	0.00	0.00	--	<50	0.5	5	<0.5	5	<0.5	17
12/15/06 ¹³	10.58	4.69	5.89	0.00	0.00	--	<50	<0.5	<0.5	<0.5	<0.5	<0.5	20
03/15/07 ¹³	10.58	4.91	5.67	0.00	0.00	--	<50	<0.5	<0.5	<0.5	<0.5	<0.5	19
06/15/07 ¹³	10.58	5.53	5.05	0.00	0.00	--	<50	<0.5	<0.5	<0.5	<0.5	<0.5	12
09/06/07¹³	10.58	5.16	5.42	0.00	0.00	--	<50	<0.5	<0.5	<0.5	<0.5	<0.5	14
TRIP BLANK													
10/17/95	--	--	--	--	--	--	--	--	--	--	--	--	--
03/29/96	--	--	--	--	--	--	<50	<0.5	<0.5	<0.5	<0.5	<0.5	--
06/26/96	--	--	--	--	--	--	<50	<0.5	<0.5	<0.5	<0.5	<0.5	<2.5
09/25/96	--	--	--	--	--	--	<50	<0.5	<0.5	<0.5	<0.5	<0.5	<2.5
12/17/96	--	--	--	--	--	--	<50	<0.5	<0.5	<0.5	<0.5	<0.5	<2.5
03/20/97	--	--	--	--	--	--	<50	<0.5	<0.5	<0.5	<0.5	<0.5	<2.5
06/20/97	--	--	--	--	--	--	<50	<2.0	<2.0	<2.0	<2.0	<2.0	--
09/09/97	--	--	--	--	--	--	<50	<0.5	<0.5	<0.5	<0.5	<0.5	<2.5
12/12/97	--	--	--	--	--	--	<50	<0.5	<0.5	<0.5	<0.5	<0.5	<2.5
02/19/98	--	--	--	--	--	--	<50	<0.5	<0.5	<0.5	<0.5	<0.5	<2.5
06/23/98	--	--	--	--	--	--	<50	<0.5	<0.5	<0.5	<0.5	<0.5	<2.5
08/31/98	--	--	--	--	--	--	<50	<0.5	<0.5	<0.5	<0.5	<0.5	<2.5
12/29/98	--	--	--	--	--	--	<50	<0.5	<0.5	<0.5	<0.5	<0.5	<2.0
03/11/99	--	--	--	--	--	--	<50	<0.5	<0.5	<0.5	<0.5	<0.5	<5.0
06/24/99	--	--	--	--	--	--	<50	<0.5	<0.5	<0.5	<0.5	<0.5	<5.0
09/29/99	--	--	--	--	--	--	<50	<0.5	<0.5	<0.5	<0.5	<0.5	<2.5
12/08/99	--	--	--	--	--	--	<50	<0.5	<0.5	<0.5	<0.5	<0.5	<2.5
03/01/00	--	--	--	--	--	--	<50	<0.5	<0.5	<0.5	<0.5	<0.5	<2.5
06/19/00	--	--	--	--	--	--	<50	<0.50	<0.50	<0.50	<0.50	<0.50	<2.5
09/30/00	--	--	--	--	--	--	<50	<0.50	<0.50	<0.50	<0.50	<0.50	<2.5

Table 1
Groundwater Monitoring Data and Analytical Results
Chevron Service Station #9-1851
451 Hegenberger Road
Oakland, California

WELL ID/ DATE	TOC* (ft.)	GWE (msl)	DTW (ft.)	SPHT (ft.)	SPH							MTBE (ppb)
					Removed (gallons)	TPH-D (ppb)	TPH-G (ppb)	B (ppb)	T (ppb)	E (ppb)	X (ppb)	
TRIP BLANK (cont)												
10/05/00	--	--	--	--	--	--	<50	<0.50	<0.50	<0.50	<0.50	<2.5
12/08/00	--	--	--	--	--	--	<50.0	<0.500	<0.500	<0.500	<0.500	<2.50
03/03/01 ¹¹	--	--	--	--	--	--	<50	<0.50	<0.50	<0.50	<0.50	<2.5
06/19/01	--	--	--	--	--	--	<50	<0.50	<0.50	<0.50	<0.50	<2.5
09/05/01	--	--	--	--	--	--	<50	<0.50	<0.50	<0.50	<1.5	<2.5
QA												
12/10/01	--	--	--	--	--	--	<50	<0.50	<0.50	<0.50	<1.5	<2.5
03/04/02	--	--	--	--	--	--	<50	<0.50	<0.50	<0.50	<1.5	<2.5
06/03/02	--	--	--	--	--	--	<50	<0.50	<0.50	<0.50	<1.5	<2.5
09/14/02	--	--	--	--	--	--	<50	<0.50	<0.50	<0.50	<1.5	<2.5
12/13/02	--	--	--	--	--	--	<50	<0.50	<0.50	<0.50	<1.5	<2.5
03/14/03	--	--	--	--	--	--	<50	<0.50	<0.50	<0.50	<1.5	<2.5
06/09/03 ¹³	--	--	--	--	--	--	<50	<0.5	<0.5	<0.5	<0.5	<0.5
09/03/03 ¹³	--	--	--	--	--	--	<50	<0.5	<0.5	<0.5	<0.5	<0.5
12/01/03 ¹³	--	--	--	--	--	--	<50	<0.5	<0.5	<0.5	<0.5	<0.5
03/01/04 ¹³	--	--	--	--	--	--	<50	<0.5	<0.5	<0.5	<0.5	<0.5
06/02/04 ¹³	--	--	--	--	--	--	<50	<0.5	<0.5	<0.5	<0.5	<0.5
09/03/04 ¹³	--	--	--	--	--	--	<50	<0.5	<0.5	<0.5	<0.5	<0.5
12/20/04 ¹³	--	--	--	--	--	--	<50	<0.5	<0.5	<0.5	<0.5	<0.5
03/12/05 ¹³	--	--	--	--	--	--	<50	<0.5	<0.5	<0.5	<0.5	<0.5
06/28/05 ¹³	--	--	--	--	--	--	<50	<0.5	<0.5	<0.5	<0.5	<0.5
09/01/05 ¹³	--	--	--	--	--	--	<50	<0.5	3 ¹⁵	<0.5	2 ¹⁵	<0.5
12/01/05 ¹³	--	--	--	--	--	--	<50	<0.5	<0.5	<0.5	<0.5	<0.5
03/04/06 ¹³	--	--	--	--	--	--	<50	<0.5	<0.5	<0.5	<0.5	<0.5
06/01/06 ¹³	--	--	--	--	--	--	<50	<0.5	<0.5	<0.5	<0.5	<0.5
09/01/06 ¹³	--	--	--	--	--	--	<50	<0.5	<0.5	<0.5	<0.5	<0.5
12/15/06 ¹³	--	--	--	--	--	--	<50	<0.5	<0.5	<0.5	<0.5	<0.5
03/15/07 ¹³	--	--	--	--	--	--	<50	<0.5	<0.5	<0.5	<0.5	<0.5
06/15/07 ¹³	--	--	--	--	--	--	<50	<0.5	<0.5	<0.5	<0.5	<0.5
09/06/07 ¹³	--	--	--	--	--	--	<50	<0.5	<0.5	<0.5	<0.5	<0.5

Table 1
Groundwater Monitoring Data and Analytical Results
Chevron Service Station #9-1851
451 Hegenberger Road
Oakland, California

EXPLANATIONS:

Groundwater monitoring data and laboratory analytical results prior to June 19, 2000, were compiled from reports prepared by Blaine Tech Services, Inc.

TOC = Top of Casing	DTW = Depth to Water	
(ft.) = Feet	TPH-D = Total Petroleum Hydrocarbons as Diesel	X = Xylenes
GWE = Groundwater Elevation	TPH-G = Total Petroleum Hydrocarbons as Gasoline	MTBE = Methyl tertiary butyl ether
SPHT = Separate Phase Hydrocarbon Thickness	B = Benzene	(ppb) = Parts per billion
SPH = Separate Phase Hydrocarbons	T = Toluene	-- = Not Measured/Not Analyzed
(msl) = Mean sea level	E = Ethylbenzene	QA = Quality Assurance/Trip Blank

* TOC elevations were surveyed on November 15, 2000, by Virgil Chavez Land Surveying. The benchmark for the survey was the letter "O" in Oakland on an inlet in the westerly curb of Oakport Road, 150' southerly of the end of curve. (Benchmark Elevation = 7.82 feet, msl).

** GWE was corrected for the presence of SPH; correction factor: [(TOC - DTW) + (SPHT x 0.80)].

¹ Laboratory report indicates gasoline C6-C12.

² MTBE by EPA Method 8260.

³ Results of EPA 8010 test indicates that the detection of 1,1-Dichloroethane (1,1-DCA) was detected at 1.7 ppb.

⁴ Chromatogram pattern indicates an unidentified hydrocarbon.

⁵ Results of EPA 8015 test indicates that levels of Methanol and Methyl ethyl ketone are respectively <1000 and <200 ppb.

⁶ Confirmation run.

⁷ Laboratory report indicates unidentified hydrocarbons >C16.

⁸ Sample analyzed for Total Metals by EPA 200 Series Methods. All Analytes were less then the reporting limit except for Nickel was detected at 0.067 ppm and Zinc was detected at 0.024ppm.

⁹ Laboratory report indicates that Semi-Volatile Organic Compounds (SVOCs) by EPA Method 8270 were all less then the reporting limit except for Bis(2-ethylhexyl)phthalate was detected at 14 ppb, which may be a possible contamination.

¹⁰ Data was provided by Delta Environmental Consultants, Inc.

¹¹ Laboratory report indicates sample was analyzed outside the EPA recommended holding time.

¹² Laboratory report indicates unidentified hydrocarbons C6-C12.

¹³ BTEX and MTBE by EPA Method 8260.

¹⁴ Product + Water removed.

¹⁵ Analytical result confirmed.

¹⁶ Probe did not detect SPH but was covered with product; SPH was confirmed with bailer.

Table 2
Groundwater Analytical Results - Oxygenate Compounds
Chevron Service Station #9-1851
451 Hegenberger Road
Oakland, California

WELL ID/ DATE	ETHANOL (ppb)	TBA (ppb)	MTBE (ppb)	DIPE (ppb)	ETBE (ppb)	TAME (ppb)
MW-1						
06/23/98	<50,000	<10,000	4,500	<200	<200	<200
08/31/98	--	--	17,000	--	--	--
03/11/99	--	--	54.1	--	--	--
06/24/99	<10,000	<2,000	1,800	<20	<20	258
06/19/00	<500	<100	91	<2.0	<2.0	11
09/30/00	--	--	530	--	--	--
06/09/03	--	--	69	--	--	--
09/03/03	<50	--	1	--	--	--
12/01/03	<50	--	100	--	--	--
03/01/04	<50	--	26	--	--	--
06/02/04	<50	--	93	--	--	--
09/03/04	<50	--	140	--	--	--
12/20/04	<50	--	37	--	--	--
03/12/05	<50	--	130	--	--	--
06/28/05	<50	--	93	--	--	--
09/01/05	<50	--	59	--	--	--
12/01/05	<50	--	62	--	--	--
03/04/06	<50	--	88	--	--	--
06/01/06	<50	--	36	--	--	--
09/01/06	<50	--	18	--	--	--
12/15/06	<50	--	8	--	--	--
03/15/07	<50	--	17	--	--	--
06/15/07	<50	--	8	--	--	--
09/06/07	<50	--	3	--	--	--
MW-2						
06/23/98	<500	<100	56	<2.0	<2.0	<2.0
03/11/99	--	--	101	--	--	--
06/24/99	<1,000	<200	52.5	<2.0	<2.0	<2.0
06/19/00	<500	<100	59	<2.0	<2.0	4.0
09/30/00	--	--	50	--	--	--
06/09/03	--	--	67	--	--	--
09/03/03	<50	--	0.9	--	--	--
12/01/03	<50	--	72	--	--	--
03/01/04	<50	--	130	--	--	--

Table 2
Groundwater Analytical Results - Oxygenate Compounds
Chevron Service Station #9-1851
451 Hegenberger Road
Oakland, California

WELL ID/ DATE	ETHANOL (ppb)	TBA (ppb)	MTBE (ppb)	DIPE (ppb)	ETBE (ppb)	TAME (ppb)
MW-2 (cont)						
06/02/04	<50	--	46	--	--	--
09/03/04	<50	--	69	--	--	--
12/20/04	NOT SAMPLED DUE TO THE PERSENCE OF SPH					
03/12/05	<50	--	57	--	--	--
06/28/05	<50	--	6	--	--	--
09/01/05	NOT SAMPLED DUE TO THE PERSENCE OF SPH					
12/01/05	<50	--	3	--	--	--
03/04/06	<50	--	14	--	--	--
06/01/06	<50	--	35	--	--	--
09/01/06	<50	--	31	--	--	--
12/15/06	<50	--	25	--	--	--
03/15/07	<50	--	15	--	--	--
06/15/07	NOT SAMPLED DUE TO THE PERSENCE OF SPH					
09/06/07	<50	--	43	--	--	--
MW-3						
06/23/98	<5,000	<1,000	420	<20	<20	26
03/11/99	--	--	580	--	--	--
06/24/99	<6,670	<1,330	900	<13.3	<13.3	<13.3
06/19/00	570	<100	920	<2.0	<2.0	65
09/30/00	--	--	2,100	--	--	--
06/09/03	--	--	1,800	--	--	--
09/03/03	<250	--	4,100	--	--	--
12/01/03	<130	--	2,400	--	--	--
03/01/04	<50	--	850	--	--	--
06/02/04	<50	--	1,500	--	--	--
09/03/04	<100	--	1,800	--	--	--
12/20/04	<50	--	86	--	--	--
03/12/05	<50	--	110	--	--	--
06/28/05	<50	--	23	--	--	--
09/01/05	<50	--	47	--	--	--
12/01/05	<50	--	19	--	--	--
03/04/06	<50	--	36	--	--	--
06/01/06	<50	--	29	--	--	--
09/01/06	<50	--	29	--	--	--

Table 2
Groundwater Analytical Results - Oxygenate Compounds
Chevron Service Station #9-1851
451 Hegenberger Road
Oakland, California

WELL ID/ DATE	ETHANOL (ppb)	TBA (ppb)	MTBE (ppb)	DIPE (ppb)	ETBE (ppb)	TAME (ppb)
MW-3 (cont)						
12/15/06	<50	--	14	--	--	--
03/15/07	<50	--	24	--	--	--
06/15/07	<50	--	18	--	--	--
09/06/07	<50	--	14	--	--	--
MW-4						
06/23/98	<50,000	<10,000	11,000	<200	<200	860
03/11/99	--	--	17,600	--	--	--
06/24/99	<125,000	<25,000	17,000	<250	<250	2600
06/19/00	<25,000	<5,000	9,500	<100	<100	1,100
09/30/00	--	--	7,800	--	--	--
06/09/03	--	--	1,700	--	--	--
09/03/03	<130	--	1,600	--	--	--
12/01/03	<100	--	1,700	--	--	--
03/01/04	<50	--	1,200	--	--	--
06/02/04	<50	--	1,600	--	--	--
09/03/04	<100	--	1,500	--	--	--
12/20/04	<250	--	1,900	--	--	--
03/12/05	<100	--	1,200	--	--	--
06/28/05	<50	--	920	--	--	--
09/01/05	<100	--	1,500	--	--	--
12/01/05	<50	--	260	--	--	--
03/04/06	<50	--	80	--	--	--
06/01/06	<50	--	51	--	--	--
09/01/06	<50	--	29	--	--	--
12/15/06	<50	--	19	--	--	--
03/15/07	<50	--	18	--	--	--
06/15/07	<50	--	16	--	--	--
09/06/07	<50	--	9	--	--	--
MW-5						
10/23/00	<1,000	<100	4.34	<2.00	<2.00	<2.00
06/09/03	--	--	79	--	--	--
09/03/03	<50	--	2	--	--	--

Table 2
Groundwater Analytical Results - Oxygenate Compounds
Chevron Service Station #9-1851
451 Hegenberger Road
Oakland, California

WELL ID/ DATE	ETHANOL (ppb)	TBA (ppb)	MTBE (ppb)	DIPE (ppb)	ETBE (ppb)	TAME (ppb)
MW-5 (cont)						
12/01/03	<50	--	52	--	--	--
03/01/04	<50	--	120	--	--	--
06/02/04	<50	--	110	--	--	--
09/03/04	<50	--	80	--	--	--
12/20/04	<50	--	62	--	--	--
03/12/05	<50	--	58	--	--	--
06/28/05	<50	--	64	--	--	--
09/01/05	<50	--	61	--	--	--
12/01/05	<50	--	50	--	--	--
03/04/06	<50	--	49	--	--	--
06/01/06	<50	--	38	--	--	--
09/01/06	<50	--	32	--	--	--
12/15/06	<50	--	26	--	--	--
03/15/07	<50	--	23	--	--	--
06/15/07	<50	--	22	--	--	--
09/06/07	<50	--	17	--	--	--
MW-6						
10/23/00	<1,000	<100	5.96	<2.00	<2.00	<2.00
06/09/03	--	--	1	--	--	--
09/03/03	<50	--	0.8	--	--	--
12/01/03	<50	--	<0.5	--	--	--
03/01/04	<50	--	25	--	--	--
06/02/04	<50	--	<0.5	--	--	--
09/03/04	<50	--	0.6	--	--	--
12/20/04	<50	--	0.6	--	--	--
03/12/05	<50	--	<0.5	--	--	--
06/28/05	<50	--	<0.5	--	--	--
09/01/05	<50	--	1	--	--	--
12/01/05	<50	--	<0.5	--	--	--
03/04/06	<50	--	<0.5	--	--	--
06/01/06	<50	--	<0.5	--	--	--
09/01/06	<50	--	1	--	--	--
12/15/06	<50	--	<0.5	--	--	--
03/15/07	<50	--	<0.5	--	--	--

Table 2
Groundwater Analytical Results - Oxygenate Compounds
Chevron Service Station #9-1851
451 Hegenberger Road
Oakland, California

WELL ID/ DATE	ETHANOL (ppb)	TBA (ppb)	MTBE (ppb)	DIPE (ppb)	ETBE (ppb)	TAME (ppb)
MW-6 (cont)						
06/15/07	<50	--	<0.5	--	--	--
09/06/07	<50	--	0.6	--	--	--
MW-7						
10/23/00	<6,670	<667	1,210	13.3	13.3	199
06/09/03	--	--	210	--	--	--
09/03/03	<50	--	0.8	--	--	--
12/01/03	<50	--	130	--	--	--
03/01/04	<50	--	180	--	--	--
06/02/04	<50	--	87	--	--	--
09/03/04	<50	--	140	--	--	--
12/20/04	<50	--	130	--	--	--
03/12/05	<50	--	110	--	--	--
06/28/05	<50	--	30	--	--	--
09/01/05	<50	--	70	--	--	--
12/01/05	<50	--	35	--	--	--
03/04/06	<50	--	49	--	--	--
06/01/06	<50	--	35	--	--	--
09/01/06	<50	--	17	--	--	--
12/15/06	<50	--	20	--	--	--
03/15/07	<50	--	19	--	--	--
06/15/07	<50	--	12	--	--	--
09/06/07	<50	--	14	--	--	--

Table 2
Groundwater Analytical Results - Oxygenate Compounds
Chevron Service Station #9-1851
451 Hegenberger Road
Oakland, California

EXPLANATIONS:

Groundwater laboratory analytical results prior to June 19, 2000, were compiled from reports prepared by Blaine Tech Services, Inc.

TBA = Tertiary butyl alcohol

MTBE = Methyl tertiary butyl ether

DIPE = Di-isopropyl ether

ETBE = Ethyl tertiary butyl ether

TAME = Tertiary amyl methyl ether

(ppb) = Parts per billion

-- = Not Analyzed

Table 3
Groundwater Analytical Results
Chevron Service Station #9-1851
451 Hegenberger Road
Oakland, California

WELL ID/ DATE	TOG (ppb)	Benzene by (EPA 8240) (ppb)	Xylene by (EPA 8240) (ppb)	C-1,2- DCE (ppb)	Carbon Disulfide (ppb)	Vinyl Chloride (ppb)
MW-2						
10/17/95	<5,000	--	--	11	--	--
03/29/96	--	11	2.5	17	--	5.4
06/26/96	--	11	<2.0	15	--	12
09/25/96	--	--	--	--	--	--
12/17/96	--	10	<2.0	2.3	--	5.5
03/20/97	--	--	--	<2.0	--	3.2
06/20/97	--	7.2	<2.0	4.6	2.2	5.2
09/09/97	--	11	<2.0	<2.0	<2.0	<2.0
12/12/97	--	<2.0	<2.0	<2.0	<2.0	<2.0
02/19/98	--	<3.3	<3.3	<3.3	<3.3	<3.3

EXPLANATIONS:

Groundwater laboratory analytical results were compiled from reports prepared by Blaine Tech Services, Inc.

TOG = Total Oil and Grease

c-1,2-DCE = cis-1,2-Dichloroethene

(ppb) = Parts per billion

-- = Not Analyzed

STANDARD OPERATING PROCEDURE - GROUNDWATER SAMPLING

Gettler-Ryan Inc. field personnel adhere to the following procedures for the collection and handling of groundwater samples prior to analysis by the analytical laboratory. Prior to sample collection, the type of analysis to be performed is determined. Loss prevention of volatile compounds is controlled and sample preservation for subsequent analysis is maintained.

Prior to sampling, the presence or absence of free-phase hydrocarbons is determined using an interface probe. Product thickness, if present, is measured to the nearest 0.01 foot and is noted in the field notes. In addition, all depth to water level measurements are collected with a static water level indicator and are also recorded in the field notes, prior to purging and sampling any wells.

After water levels are collected and prior to sampling, if purging is to occur, each well is purged a minimum of three well casing volumes of water using pre-cleaned pumps (stack, suction, Grundfos), or disposable bailers. Temperature, pH and electrical conductivity are measured a minimum of three times during the purging. Purging continues until these parameters stabilize.

Groundwater samples are collected using disposable bailers. The water samples are transferred from the bailer into appropriate containers. Pre-preserved containers, supplied by analytical laboratories, are used when possible. When pre-preserved containers are not available, the laboratory is instructed to preserve the sample as appropriate. Duplicate samples are collected for the laboratory to use in maintaining quality assurance/quality control standards. The samples are labeled to include the job number, sample identification, collection date and time, analysis, preservation (if any), and the sample collector's initials. The water samples are placed in a cooler, maintained at 4°C for transport to the laboratory. Once collected in the field, all samples are maintained under chain of custody until delivered to the laboratory.

The chain of custody document includes the job number, type of preservation, if any, analysis requested, sample identification, date and time collected, and the sample collector's name. The chain of custody is signed and dated (including time of transfer) by each person who receives or surrenders the samples, beginning with the field personnel and ending with the laboratory personnel.

A laboratory supplied trip blank accompanies each sampling set. For sampling sets greater than 20 samples, 5% trip blanks are included. The trip blank is analyzed for some or all of the same compounds as the groundwater samples.

As requested by Chevron Environmental Management Company, the purge water and decontamination water generated during sampling activities is transported by IWM to Chemical Waste Management located in Kettleman Hill, California.



GETTLER-RYAN INC.

WELL MONITORING/SAMPLING FIELD DATA SHEET

Client/Facility #: Chevron #9-1851 Job Number: 385145
 Site Address: 451 Hegenberger Road Event Date: 9/6/07 (inclusive)
 City: Oakland, CA Sampler: Kyle E. Blund

Well ID: MW-1 Date Monitored: 9/6/07 Well Condition: sewer
 Well Diameter: 2 in.
 Total Depth: 14.65 ft.
 Depth to Water: 3.42 ft.
 Volume Factor (VF) table:
 3/4"= 0.02 1"= 0.04 2"= 0.17 3"= 0.38
 4"= 0.66 5"= 1.02 6"= 1.50 12"= 5.80
 11.23 xVF: 17 = 1.9 x3 case volume= Estimated Purge Volume: 5.7 gal.

Check if water column is less than 0.50 ft.

Purge Equipment:

Disposable Bailer
 Stainless Steel Bailer _____
 Stack Pump _____
 Suction Pump _____
 Grundfos _____
 Other: _____

Sampling Equipment:

Disposable Bailer
 Pressure Bailer _____
 Discrete Bailer _____
 Other: _____

Time Started: _____ (2400 hrs)
 Time Completed: _____ (2400 hrs)
 Depth to Product: _____ ft
 Depth to Water: _____ ft
 Hydrocarbon Thickness: _____ ft
 Visual Confirmation/Description: _____
 Skimmer / Absorbant Sock (circle one)
 Amt Removed from Skimmer: _____ gal
 Amt Removed from Well: _____ gal
 Water Removed: _____
 Product Transferred to: _____

Start Time (purge): 1045 Weather Conditions: Sunny
 Sample Time/Date: 1108 19/6/07 Water Color: Cloudy Odor: no
 Purging Flow Rate: 1.5 gpm. Sediment Description: Moderate
 Did well de-water? no If yes, Time: _____ Volume: _____ gal.

Time (2400 hr.)	Volume (gal.)	pH	Conductivity (umhos/cm)	Temperature (C / F)	D.O. (mg/L)	ORP (mV)
1049	2	6.74	773	24.1		
1053	4	6.68	794	24.2		
1056	5.5	6.65	809	24.6		

LABORATORY INFORMATION

SAMPLE ID	(#) CONTAINER	REFRIG.	PRESERV. TYPE	LABORATORY	ANALYSES
MW-1	6 x voa vial	YES	HCL	LANCASTER	TPH-G(8015)/BTEX+MTBE(8260)/ETHANOL (8260)

COMMENTS: HCL Reacted to Sample water,
VOAs Pinned noted on COC.

Add/Replaced Lock: _____ Add/Replaced Plug: _____ Size: _____



GETTLER-RYAN INC.

WELL MONITORING/SAMPLING FIELD DATA SHEET

Client/Facility #: Chevron #9-1851 Job Number: 385145
 Site Address: 451 Hegenberger Road Event Date: 9/6/07 (inclusive)
 City: Oakland, CA Sampler: Kyle E.

Well ID: MW-2 Date Monitored: 9/6/07 Well Condition: sewassy
 Well Diameter: 2 in.
 Total Depth: 14.95 ft.
 Depth to Water: 4.32 ft.
 $10.63 \times VF .17 = 1.8 \times 3 \text{ case volume} = \text{Estimated Purge Volume: } 5.4 \text{ gal.}$

Volume	3/4"= 0.02	1"= 0.04	2"= 0.17	3"= 0.38
Factor (VF)	4"= 0.66	5"= 1.02	6"= 1.50	12"= 5.80

Check if water column is less than 0.50 ft.

Time Started: _____ (2400 hrs)
 Time Completed: _____ (2400 hrs)
 Depth to Product: _____ ft
 Depth to Water: _____ ft
 Hydrocarbon Thickness: _____ ft
 Visual Confirmation/Description: _____
 Skimmer / Absorbant Sock (circle one)
 Amt Removed from Skimmer: _____ gal
 Amt Removed from Well: _____ gal
 Water Removed: _____
 Product Transferred to: _____

Purge Equipment:
 Disposable Bailer
 Stainless Steel Bailer _____
 Stack Pump _____
 Suction Pump _____
 Grundfos _____
 Other: _____

Sampling Equipment:
 Disposable Bailer
 Pressure Bailer _____
 Discrete Bailer _____
 Other: _____

Start Time (purge): 1010 Weather Conditions: Sunny
 Sample Time/Date: 1055 9/6/07 Water Color: Cloudy Odor: yes
 Purging Flow Rate: .5 gpm. Sediment Description: light
 Did well de-water? no If yes, Time: _____ Volume: _____ gal.

Time (2400 hr.)	Volume (gal.)	pH	Conductivity (umhos/cm)	Temperature (° F)	D.O. (mg/L)	ORP (mV)
<u>1014</u>	<u>2</u>	<u>6.55</u>	<u>890</u>	<u>23.8</u>		
<u>1018</u>	<u>4</u>	<u>6.49</u>	<u>918</u>	<u>24.2</u>		
<u>1021</u>	<u>5.5</u>	<u>6.42</u>	<u>939</u>	<u>24.6</u>		

LABORATORY INFORMATION

SAMPLE ID	(#) CONTAINER	REFRIG.	PRESERV. TYPE	LABORATORY	ANALYSES
<u>MW-2</u>	<u>6 x vva vial</u>	<u>YES</u>	<u>HCL</u>	<u>LANCASTER</u>	<u>TPH-G(8015)/BTEX+MTBE(8260)/ETHANOL (8260)</u>

COMMENTS: Checked for SPH found none, HCL Reacted to Sample water, VOAS Rinsed noted on COC

Add/Replaced Lock: _____ Add/Replaced Plug: _____ Size: _____



GETTLER-RYAN INC.

WELL MONITORING/SAMPLING FIELD DATA SHEET

Client/Facility #: Chevron #9-1851 Job Number: 385145
 Site Address: 451 Hegenberger Road Event Date: 9/6/07 (inclusive)
 City: Oakland, CA Sampler: Hyle Friland

Well ID: MW-3 Date Monitored: 9/6/07 Well Condition: see wcs?
 Well Diameter: 2 in.
 Total Depth: 14.73 ft.
 Depth to Water: 4.70 ft.

Volume	3/4"= 0.02	1"= 0.04	2"= 0.17	3"= 0.38
Factor (VF)	4"= 0.66	5"= 1.02	6"= 1.50	12"= 5.80

10.03 xVF 1.7 = 1.7 x3 case volume= Estimated Purge Volume: 5.1 gal.
 Check if water column is less than 0.50 ft.

Purge Equipment:
 Disposable Bailer
 Stainless Steel Bailer _____
 Stack Pump _____
 Suction Pump _____
 Grundfos _____
 Other: _____

Sampling Equipment:
 Disposable Bailer
 Pressure Bailer _____
 Discrete Bailer _____
 Other: _____

Time Started: _____ (2400 hrs)
 Time Completed: _____ (2400 hrs)
 Depth to Product: _____ ft
 Depth to Water: _____ ft
 Hydrocarbon Thickness: _____ ft
 Visual Confirmation/Description: _____
 Skimmer / Absorbant Sock (circle one)
 Amt Removed from Skimmer: _____ gal
 Amt Removed from Well: _____ gal
 Water Removed: _____
 Product Transferred to: _____

Start Time (purge): 0935 Weather Conditions: Hazy
 Sample Time/Date: 1000 / 9/6/07 Water Color: Cloudy Odor: yes (slight)
 Purging Flow Rate: .5 gpm. Sediment Description: light
 Did well de-water? no If yes, Time: _____ Volume: _____ gal.

Time (2400 hr.)	Volume (gal.)	pH	Conductivity (umhos/cm)	Temperature (C / F)	D.O. (mg/L)	ORP (mV)
<u>0939</u>	<u>1.5</u>	<u>6.69</u>	<u>686</u>	<u>23.6</u>		
<u>0943</u>	<u>3</u>	<u>6.63</u>	<u>702</u>	<u>23.9</u>		
<u>0947</u>	<u>5</u>	<u>6.58</u>	<u>711</u>	<u>24.1</u>		

LABORATORY INFORMATION

SAMPLE ID	(#) CONTAINER	REFRIG.	PRESERV. TYPE	LABORATORY	ANALYSES
<u>MW-3</u>	<u>6</u> x voa vial	<u>YES</u>	<u>HCL</u>	<u>LANCASTER</u>	<u>TPH-G(8015)/BTEX+MTBE(8260)/ ETHANOL (8260)</u>

COMMENTS: HCl Reacted to Sample, VOA's Rinsed
now Non preserved noted on COC. now has 2 day
hold time
 Add/Replaced Lock: _____ Add/Replaced Plug: _____ Size: _____



GETTLER-RYAN INC.

WELL MONITORING/SAMPLING FIELD DATA SHEET

Client/Facility #: Chevron #9-1851
 Site Address: 451 Hegenberger Road
 City: Oakland, CA

Job Number: 385145
 Event Date: 9/6/07 (inclusive)
 Sampler: KJE

Well ID: MW-4
 Well Diameter: 2 in.
 Total Depth: 15.11 ft.
 Depth to Water: 4.97 ft.

Date Monitored: 9/6/07 Well Condition: see wcss

Volume	3/4"= 0.02	1"= 0.04	2"= 0.17	3"= 0.38
Factor (VF)	4"= 0.66	5"= 1.02	6"= 1.50	12"= 5.80

10.14 xVF .17 = 1.7 x3 case volume= Estimated Purge Volume: 5.1 gal.
 Check if water column is less than 0.50 ft.

Purge Equipment:

Disposable Bailer
 Stainless Steel Bailer _____
 Stack Pump _____
 Suction Pump _____
 Grundfos _____
 Other: _____

Sampling Equipment:

Disposable Bailer
 Pressure Bailer _____
 Discrete Bailer _____
 Other: _____

Time Started: _____ (2400 hrs)
 Time Completed: _____ (2400 hrs)
 Depth to Product: _____ ft
 Depth to Water: _____ ft
 Hydrocarbon Thickness: _____ ft
 Visual Confirmation/Description: _____
 Skimmer / Absorbant Sock (circle one)
 Amt Removed from Skimmer: _____ gal
 Amt Removed from Well: _____ gal
 Water Removed: _____
 Product Transferred to: _____

Start Time (purge): 1120 Weather Conditions: Sunny
 Sample Time/Date: 1145 9/6/07 Water Color: Cloudy Odor: no
 Purging Flow Rate: .5 gpm. Sediment Description: light
 Did well de-water? no If yes, Time: _____ Volume: _____ gal.

Time (2400 hr.)	Volume (gal.)	pH	Conductivity (umhos/cm)	Temperature (C / F)	D.O. (mg/L)	ORP (mV)
<u>1124</u>	<u>2</u>	<u>7.18</u>	<u>684</u>	<u>22.9</u>		
<u>1128</u>	<u>4</u>	<u>7.11</u>	<u>693</u>	<u>23.2</u>		
<u>1131</u>	<u>5</u>	<u>7.06</u>	<u>706</u>	<u>23.5</u>		

LABORATORY INFORMATION

SAMPLE ID	(#) CONTAINER	REFRIG.	PRESERV. TYPE	LABORATORY	ANALYSES
MW-	x voa vial	YES	HCL	LANCASTER	TPH-G(8015)/BTEX+MTBE(8260)/ETHANOL (8260)

COMMENTS: HCL Reacted to Sample water, VOAS
Ringed Sample noted on COC

Add/Replaced Lock: _____ Add/Replaced Plug: _____ Size: _____



GETTLER-RYAN INC.

WELL MONITORING/SAMPLING FIELD DATA SHEET

Client/Facility #: Chevron #9-1851
 Site Address: 451 Hegenberger Road
 City: Oakland, CA

Job Number: 385145
 Event Date: 9/6/07 (inclusive)
 Sampler: Kyle Eahlaned

Well ID: MW-5
 Well Diameter: 2 in.
 Total Depth: 7.14 ft.
 Depth to Water: 4.77 ft.

Date Monitored: 9/6/07 Well Condition: See well

Volume	3/4"= 0.02	1"= 0.04	2"= 0.17	3"= 0.38
Factor (VF)	4"= 0.66	5"= 1.02	6"= 1.50	12"= 5.80

2.37 xVF .17 = .40 x3 case volume= Estimated Purge Volume: 1.20 gal.

Check if water column is less than 0.50 ft.

Purge Equipment:

Disposable Bailer
 Stainless Steel Bailer _____
 Stack Pump _____
 Suction Pump _____
 Grundfos _____
 Other: _____

Sampling Equipment:

Disposable Bailer
 Pressure Bailer _____
 Discrete Bailer _____
 Other: _____

Time Started: _____ (2400 hrs)
 Time Completed: _____ (2400 hrs)
 Depth to Product: _____ ft
 Depth to Water: _____ ft
 Hydrocarbon Thickness: _____ ft
 Visual Confirmation/Description: _____
 Skimmer / Absorbant Sock (circle one)
 Amt Removed from Skimmer: _____ gal
 Amt Removed from Well: _____ gal
 Water Removed: _____
 Product Transferred to: _____

Start Time (purge): 0905 Weather Conditions: Hazy
 Sample Time/Date: 0919/ 9/6/07 Water Color: Clear Odor: no
 Purging Flow Rate: .5 gpm. Sediment Description: Clear
 Did well de-water? yes If yes, Time: 0906 Volume: .5 gal.

Time (2400 hr.)	Volume (gal.)	pH	Conductivity (umhos/cm)	Temperature (°F)	D.O. (mg/L)	ORP (mV)
<u>0906</u>	<u>.5</u>	<u>7.52</u>	<u>794</u>	<u>21.2</u>		
	<u>1</u>					
	<u>1.5</u>					

LABORATORY INFORMATION

SAMPLE ID	(#) CONTAINER	REFRIG.	PRESERV. TYPE	LABORATORY	ANALYSES
MW-5	6 x voa vial	YES	HCL	LANCASTER	TPH-G(8015)/BTEX+MTBE(8260)/ETHANOL (8260)

COMMENTS: HCL Reacted to Sample water, VOAs
Rinsed with Sample water, now non preserved
7 Day hold time noted on LOC.
 Add/Replaced Lock: _____ Add/Replaced Plug: _____ Size: _____



GETTLER-RYAN INC.

WELL MONITORING/SAMPLING FIELD DATA SHEET

Client/Facility #: Chevron #9-1851 Job Number: 385145
 Site Address: 451 Hegenberger Road Event Date: 9/6/07 (inclusive)
 City: Oakland, CA Sampler: KLEF.

Well ID: MW-6 Date Monitored: 9/6/07 Well Condition: See well
 Well Diameter: 2 in.
 Total Depth: 10.04 ft.
 Depth to Water: 5.41 ft.
4.63 xVF .17 = .78 x3 case volume = Estimated Purge Volume: 2.3 gal.

Volume	3/4"= 0.02	1"= 0.04	2"= 0.17	3"= 0.38
Factor (VF)	4"= 0.66	5"= 1.02	6"= 1.50	12"= 5.80

Check if water column is less than 0.50 ft.

Purge Equipment:
 Disposable Bailer ✓
 Stainless Steel Bailer _____
 Stack Pump _____
 Suction Pump _____
 Grundfos _____
 Other: _____

Sampling Equipment:
 Disposable Bailer ✓
 Pressure Bailer _____
 Discrete Bailer _____
 Other: _____

Time Started: _____ (2400 hrs)
 Time Completed: _____ (2400 hrs)
 Depth to Product: _____ ft
 Depth to Water: _____ ft
 Hydrocarbon Thickness: _____ ft
 Visual Confirmation/Description: _____
 Skimmer / Absorbant Sock (circle one)
 Amt Removed from Skimmer: _____ gal
 Amt Removed from Well: _____ gal
 Water Removed: _____
 Product Transferred to: _____

Start Time (purge): 1230 Weather Conditions: Sunny
 Sample Time/Date: 1250 / 9/6/07 Water Color: Cloudy Odor: no
 Purging Flow Rate: .5 gpm. Sediment Description: light
 Did well de-water? no If yes, Time: _____ Volume: _____ gal.

Time (2400 hr.)	Volume (gal.)	pH	Conductivity (umhos/cm)	Temperature (° / F)	D.O. (mg/L)	ORP (mV)
<u>1232</u>	<u>1</u>	<u>6.84</u>	<u>527</u>	<u>22.7</u>		
<u>1235</u>	<u>2</u>	<u>6.80</u>	<u>541</u>	<u>22.6</u>		
<u>1236</u>	<u>2.5</u>	<u>6.77</u>	<u>546</u>	<u>22.8</u>		

LABORATORY INFORMATION

SAMPLE ID	(#) CONTAINER	REFRIG.	PRESERV. TYPE	LABORATORY	ANALYSES
MW- <u>6</u>	<u>6</u> x voa vial	YES	HCL	LANCASTER	TPH-G(8015)/BTEX+MTBE(8260)/ETHANOL (8260)

COMMENTS: HCL Loaded to water VOAs Rised
noted on COC

Add/Replaced Lock: _____ Add/Replaced Plug: _____ Size: _____



GETTLER-RYAN INC.

WELL MONITORING/SAMPLING FIELD DATA SHEET

Client/Facility #: Chevron #9-1851 Job Number: 385145
 Site Address: 451 Hegenberger Road Event Date: 9/6/07 (inclusive)
 City: Oakland, CA Sampler: Kyle E.

Well ID: MW- 7
 Well Diameter: 2 in.
 Total Depth: 13.33 ft.
 Depth to Water: 5.42 ft.

Date Monitored: 9/6/07 Well Condition: sewage

Volume	3/4"= 0.02	1"= 0.04	2"= 0.17	3"= 0.38
Factor (VF)	4"= 0.66	5"= 1.02	6"= 1.50	12"= 5.80

7.91 xVF 17 = 1.3 x3 case volume= Estimated Purge Volume: 4.0 gal.

Check if water column is less than 0.50 ft.

Purge Equipment:

Disposable Bailer
 Stainless Steel Bailer _____
 Stack Pump _____
 Suction Pump _____
 Grundfos _____
 Other: _____

Sampling Equipment:

Disposable Bailer
 Pressure Bailer _____
 Discrete Bailer _____
 Other: _____

Time Started: _____ (2400 hrs)
 Time Completed: _____ (2400 hrs)
 Depth to Product: _____ ft
 Depth to Water: _____ ft
 Hydrocarbon Thickness: _____ ft
 Visual Confirmation/Description: _____
 Skimmer / Absorbent Sock (circle one)
 Amt Removed from Skimmer: _____ gal
 Amt Removed from Well: _____ gal
 Water Removed: _____
 Product Transferred to: _____

Start Time (purge): 1155 Weather Conditions: Sunny
 Sample Time/Date: 1215 9/6/07 Water Color: cloudy Odor: 10
 Purging Flow Rate: 5 gpm. Sediment Description: Clear
 Did well de-water? no If yes, Time: _____ Volume: _____ gal.

Time (2400 hr.)	Volume (gal.)	pH	Conductivity (umhos/cm)	Temperature (°F)	D.O. (mg/L)	ORP (mV)
<u>1158</u>	<u>1.5</u>	<u>6.73</u>	<u>581</u>	<u>23.1</u>	_____	_____
<u>1202</u>	<u>3</u>	<u>6.68</u>	<u>587</u>	<u>23.4</u>	_____	_____
<u>1205</u>	<u>4</u>	<u>6.61</u>	<u>594</u>	<u>23.8</u>	_____	_____

LABORATORY INFORMATION

SAMPLE ID	(#) CONTAINER	REFRIG.	PRESERV. TYPE	LABORATORY	ANALYSES
MW-	x voa vial	YES	HCL	LANCASTER	TPH-G(8015)/BTEX+MTBE(8260)/ETHANOL (8260)

COMMENTS: HCL Reacted to Sample water VOAs
Raised, now non preserved note on COC

Add/Replaced Lock: _____ Add/Replaced Plug: _____ Size: _____

Chevron California Region Analysis Request/Chain of Custody



090607-04

For Lancaster Laboratories use only
 Acct. #: 10904 Sample # 5150230-37 Group #: 002802

G#1055194

Facility #: SS#9-1851-OML G-R#385145 Global ID#T0600102238
 Site Address: 451 HEGENBERGER ROAD, OAKLAND, CA
 Chevron PM: SS Lead Consultant: CRACE
 Consultant/Office: G-R, Inc., 6747 Sierra Court, Suite J, Dublin, Ca. 94568
 Consultant Prj. Mgr.: Deanna L. Harding (deanna@grinc.com)
 Consultant Phone #: 925-551-7555 Fax #: 925-551-7899
 Sampler: *[Signature]*

Matrix
 Potable
 NPDES
 Water
 Oil
 Air

Analyses Requested

Preservation Codes	
#	+
BTEX + MTBE 8260	<input checked="" type="checkbox"/>
TPH 8015 MOD GRO	<input checked="" type="checkbox"/>
TPH 8015 MOD DRO	<input type="checkbox"/>
8260 full scan	<input type="checkbox"/>
Oxygenates	<input type="checkbox"/>
Total Lead Method	<input type="checkbox"/>
Dissolved Lead Method	<input type="checkbox"/>
Ethanol	<input checked="" type="checkbox"/>

Preservative Codes
 H = HCl T = Thiosulfate
 N = HNO₃ B = NaOH
 S = H₂SO₄ O = Other

- J value reporting needed
- Must meet lowest detection limits possible for 8260 compounds
- 8021 MTBE Confirmation
- Confirm highest hit by 8260
- Confirm all hits by 8260
- Run ___ oxy's on highest hit
- Run ___ oxy's on all hits

Sample Identification	Date Collected	Time Collected	Grab	Composite	Matrix			Total Number of Containers	Analyses Requested		Ethanol
					Soil	Water	Oil		BTEX + MTBE 8260	TPH 8015 MOD GRO	
<i>CRA</i>	<i>9/6/07</i>		<input checked="" type="checkbox"/>					<i>2</i>	<input checked="" type="checkbox"/>	<input checked="" type="checkbox"/>	
<i>MW-1</i>		<i>1108</i>	<input checked="" type="checkbox"/>		<input checked="" type="checkbox"/>			<i>6</i>	<input checked="" type="checkbox"/>	<input checked="" type="checkbox"/>	<input checked="" type="checkbox"/>
<i>MW-2</i>		<i>1035</i>	<input checked="" type="checkbox"/>		<input checked="" type="checkbox"/>			<i>6</i>	<input checked="" type="checkbox"/>	<input checked="" type="checkbox"/>	<input checked="" type="checkbox"/>
<i>MW-3</i>		<i>1000</i>	<input checked="" type="checkbox"/>		<input checked="" type="checkbox"/>			<i>6</i>	<input checked="" type="checkbox"/>	<input checked="" type="checkbox"/>	<input checked="" type="checkbox"/>
<i>MW-4</i>		<i>1145</i>	<input checked="" type="checkbox"/>		<input checked="" type="checkbox"/>			<i>6</i>	<input checked="" type="checkbox"/>	<input checked="" type="checkbox"/>	<input checked="" type="checkbox"/>
<i>MW-5</i>		<i>0919</i>	<input checked="" type="checkbox"/>		<input checked="" type="checkbox"/>			<i>6</i>	<input checked="" type="checkbox"/>	<input checked="" type="checkbox"/>	<input checked="" type="checkbox"/>
<i>MW-6</i>		<i>1250</i>	<input checked="" type="checkbox"/>		<input checked="" type="checkbox"/>			<i>6</i>	<input checked="" type="checkbox"/>	<input checked="" type="checkbox"/>	<input checked="" type="checkbox"/>
<i>MW-7</i>		<i>1215</i>	<input checked="" type="checkbox"/>		<input checked="" type="checkbox"/>			<i>6</i>	<input checked="" type="checkbox"/>	<input checked="" type="checkbox"/>	<input checked="" type="checkbox"/>

Comments / Remarks
Heh Rinsed from bottles because of strong reaction samples for MW-1, MW-2, MW-3, MW-4, MW-5, MW-6, MW-7. have a 7 day hold time

Turnaround Time Requested (TAT) (please circle)
 STD. TAT 72 hour 48 hour
 24 hour 4 day 5 day

Relinquished by: <i>[Signature]</i>	Date: <i>9/6/07</i>	Time: <i>1630</i>	Received by: <i>A. Subramanian</i>	Date: <i>9/6/07</i>	Time: <i>1630</i>
Relinquished by: <i>[Signature]</i>	Date: <i>9/7/07</i>	Time:	Received by: <i>FedEx</i>	Date: <i>9/7/07</i>	Time:

Data Package Options (please circle if required)
 QC Summary Type I - Full
 Type VI (Raw Data) Coalt Deliverable not needed
 WIP (RWQCB)
 Disk

Relinquished by: Commercial Carrier: UPS <input checked="" type="checkbox"/> FedEx Other _____	Received by: <i>[Signature]</i>	Date: <i>9/8/07</i>	Time: <i>1000</i>
Temperature Upon Receipt: <i>2.1-5.1</i> °C	Custody Seals Intact? <input checked="" type="checkbox"/> Yes <input type="checkbox"/> No		



Analysis Report

2425 New Holland Pike, PO Box 12425, Lancaster, PA 17605-2425 • 717-656-2300 Fax: 717-656-2681 • www.lancasterlabs.com

ANALYTICAL RESULTS

Prepared for:

Chevron
6001 Bollinger Canyon Rd L4310
San Ramon CA 94583

925-842-8582

Prepared by:

Lancaster Laboratories
2425 New Holland Pike
Lancaster, PA 17605-2425

SAMPLE GROUP

The sample group for this submittal is 1055194. Samples arrived at the laboratory on Saturday, September 08, 2007. The PO# for this group is 0015014975 and the release number is SINHA.

Client Description

QA-T-070906 NA Water
MW-1-W-070906 Grab Water
MW-2-W-070906 Grab Water
MW-3-W-070906 Grab Water
MW-4-W-070906 Grab Water
MW-5-W-070906 Grab Water
MW-6-W-070906 Grab Water
MW-7-W-070906 Grab Water

Lancaster Labs Number

5150230
5150231
5150232
5150233
5150234
5150235
5150236
5150237

ELECTRONIC CRA c/o Gettler-Ryan
COPY TO

Attn: Cheryl Hansen



Analysis Report

2425 New Holland Pike, PO Box 12425, Lancaster, PA 17605-2425 • 717-656-2300 Fax: 717-656-2681 • www.lancasterlabs.com

Questions? Contact your Client Services Representative
Angela M Miller at (717) 656-2300

Respectfully Submitted,

Melissa A. McDermott

Melissa A. McDermott
Senior Chemist



Analysis Report

2425 New Holland Pike, PO Box 12425, Lancaster, PA 17605-2425 • 717-656-2300 Fax: 717-656-2681 • www.lancasterlabs.com

Lancaster Laboratories Sample No. WW 5150230

QA-T-070906 NA Water
Facility# 91851 Job# 385145 GRD
451 Hegenberger-Oakland T0600102238 QA
Collected: 09/06/2007

Account Number: 10904

Submitted: 09/08/2007 10:00
Reported: 09/24/2007 at 12:57
Discard: 10/25/2007

Chevron
6001 Bollinger Canyon Rd L4310
San Ramon CA 94583

OA-TB
I 5E w

CAT No.	Analysis Name	CAS Number	As Received Result	As Received Method Detection Limit	Units	Dilution Factor
01728	TPH-GRO - Waters	n.a.	N.D.	50.	ug/l	1
The reported concentration of TPH-GRO does not include MTBE or other gasoline constituents eluting prior to the C6 (n-hexane) TPH-GRO range start time.						
06054	BTEX+MTBE by 8260B					
02010	Methyl Tertiary Butyl Ether	1634-04-4	N.D.	0.5	ug/l	1
05401	Benzene	71-43-2	N.D.	0.5	ug/l	1
05407	Toluene	108-88-3	N.D.	0.5	ug/l	1
05415	Ethylbenzene	100-41-4	N.D.	0.5	ug/l	1
06310	Xylene (Total)	1330-20-7	N.D.	0.5	ug/l	1

State of California Lab Certification No. 2116

All QC is compliant unless otherwise noted. Please refer to the Quality Control Summary for overall QC performance data and associated samples.

Laboratory Chronicle

CAT No.	Analysis Name	Method	Trial#	Analysis Date and Time	Analyst	Dilution Factor
01728	TPH-GRO - Waters	SW-846 8015B modified	1	09/12/2007 06:07	K. Robert Caulfeild-James	1
06054	BTEX+MTBE by 8260B	SW-846 8260B	1	09/14/2007 02:30	Kelly E Brickley	1
01146	GC VOA Water Prep	SW-846 5030B	1	09/12/2007 06:07	K. Robert Caulfeild-James	1
01163	GC/MS VOA Water Prep	SW-846 5030B	1	09/14/2007 02:30	Kelly E Brickley	1



Analysis Report

2425 New Holland Pike, PO Box 12425, Lancaster, PA 17605-2425 • 717-656-2300 Fax: 717-656-2681 • www.lancasterlabs.com

Lancaster Laboratories Sample No. **WW 5150231**

MW-1-W-070906 Grab Water
Facility# 91851 Job# 385145 GRD
451 Hegenberger-Oakland T0600102238 MW-1
Collected: 09/06/2007 11:08 by KE

Account Number: 10904

Submitted: 09/08/2007 10:00
Reported: 09/24/2007 at 12:57
Discard: 10/25/2007

Chevron
6001 Bollinger Canyon Rd L4310
San Ramon CA 94583

OA-M1
I 5E w

CAT No.	Analysis Name	CAS Number	As Received Result	As Received Method Detection Limit	Units	Dilution Factor
01728	TPH-GRO - Waters	n.a.	N.D.	50.	ug/l	1
The reported concentration of TPH-GRO does not include MTBE or other gasoline constituents eluting prior to the C6 (n-hexane) TPH-GRO range start time. Preservation requirements were not met. The vial submitted for volatile analysis did not have a pH < 2 at the time of analysis. Due to the volatile nature of the analytes, it is not appropriate for the laboratory to adjust the pH at the time of sample receipt. The pH of this sample was pH = 7.						
06067	BTEX, MTBE, ETOH					
01587	Ethanol	64-17-5	N.D.	50.	ug/l	1
02010	Methyl Tertiary Butyl Ether	1634-04-4	3.	0.5	ug/l	1
05401	Benzene	71-43-2	N.D.	0.5	ug/l	1
05407	Toluene	108-88-3	N.D.	0.5	ug/l	1
05415	Ethylbenzene	100-41-4	N.D.	0.5	ug/l	1
06310	Xylene (Total)	1330-20-7	N.D.	0.5	ug/l	1
The vial submitted for volatile analysis did not have a pH < 2 at the time of analysis. Due to the volatile nature of the analytes, it is not appropriate for the laboratory to adjust the pH at the time of sample receipt. The pH of this sample was pH = 7.						

State of California Lab Certification No. 2116

All QC is compliant unless otherwise noted. Please refer to the Quality Control Summary for overall QC performance data and associated samples.

Laboratory Chronicle

CAT No.	Analysis Name	Method	Analysis		Analyst	Dilution Factor
			Trial#	Date and Time		
01728	TPH-GRO - Waters	SW-846 8015B modified	1	09/12/2007 15:25	K. Robert Caulfeild-James	1
06067	BTEX, MTBE, ETOH	SW-846 8260B	1	09/20/2007 03:06	Michael A Ziegler	1
01146	GC VOA Water Prep	SW-846 5030B	1	09/12/2007 15:25	K. Robert Caulfeild-James	1
01163	GC/MS VOA Water Prep	SW-846 5030B	1	09/20/2007 03:06	Michael A Ziegler	1



Analysis Report

2425 New Holland Pike, PO Box 12425, Lancaster, PA 17605-2425 • 717-656-2300 Fax: 717-656-2681 • www.lancasterlabs.com

Page 2 of 2

Lancaster Laboratories Sample No. WW 5150231

MW-1-W-070906 Grab Water
Facility# 91851 Job# 385145 GRD
451 Hegenberger-Oakland T0600102238 MW-1
Collected: 09/06/2007 11:08 by KE

Submitted: 09/08/2007 10:00
Reported: 09/24/2007 at 12:57
Discard: 10/25/2007

Account Number: 10904

Chevron
6001 Bollinger Canyon Rd L4310
San Ramon CA 94583

OA-M1



Analysis Report

2425 New Holland Pike, PO Box 12425, Lancaster, PA 17605-2425 • 717-656-2300 Fax: 717-656-2681 • www.lancasterlabs.com

Lancaster Laboratories Sample No. WW 5150232

MW-2-W-070906 Grab Water
Facility# 91851 Job# 385145 GRD
451 Hegenberger-Oakland T0600102238 MW-2
Collected: 09/06/2007 10:35 by KE

Account Number: 10904

Submitted: 09/08/2007 10:00
Reported: 09/24/2007 at 12:57
Discard: 10/25/2007

Chevron
6001 Bollinger Canyon Rd L4310
San Ramon CA 94583

OA-M2
I 5E w

CAT No.	Analysis Name	CAS Number	As Received Result	As Received Method Detection Limit	Units	Dilution Factor
01728	TPH-GRO - Waters	n.a.	N.D.	50.	ug/l	1
The reported concentration of TPH-GRO does not include MTBE or other gasoline constituents eluting prior to the C6 (n-hexane) TPH-GRO range start time. Preservation requirements were not met. The vial submitted for volatile analysis did not have a pH < 2 at the time of analysis. Due to the volatile nature of the analytes, it is not appropriate for the laboratory to adjust the pH at the time of sample receipt. The pH of this sample was pH = 7.						
06067	BTEX, MTBE, ETOH					
01587	Ethanol	64-17-5	N.D.	50.	ug/l	1
02010	Methyl Tertiary Butyl Ether	1634-04-4	43.	0.5	ug/l	1
05401	Benzene	71-43-2	N.D.	0.5	ug/l	1
05407	Toluene	108-88-3	N.D.	0.5	ug/l	1
05415	Ethylbenzene	100-41-4	N.D.	0.5	ug/l	1
06310	Xylene (Total)	1330-20-7	N.D.	0.5	ug/l	1
The vial submitted for volatile analysis did not have a pH < 2 at the time of analysis. Due to the volatile nature of the analytes, it is not appropriate for the laboratory to adjust the pH at the time of sample receipt. The pH of this sample was pH = 7.						

State of California Lab Certification No. 2116

All QC is compliant unless otherwise noted. Please refer to the Quality Control Summary for overall QC performance data and associated samples.

Laboratory Chronicle

CAT No.	Analysis Name	Method	Trial#	Analysis		Analyst	Dilution Factor
				Date	Time		
01728	TPH-GRO - Waters	SW-846 8015B modified	1	09/12/2007	15:54	K. Robert Caulfeild-James	1
06067	BTEX, MTBE, ETOH	SW-846 8260B	1	09/20/2007	03:29	Michael A Ziegler	1
01146	GC VOA Water Prep	SW-846 5030B	1	09/12/2007	15:54	K. Robert Caulfeild-James	1
01163	GC/MS VOA Water Prep	SW-846 5030B	1	09/20/2007	03:29	Michael A Ziegler	1



Analysis Report

2425 New Holland Pike, PO Box 12425, Lancaster, PA 17605-2425 • 717-656-2300 Fax: 717-656-2681 • www.lancasterlabs.com

Page 2 of 2

Lancaster Laboratories Sample No. WW 5150232

MW-2-W-070906 Grab Water
Facility# 91851 Job# 385145 GRD
451 Hegenberger-Oakland T0600102238 MW-2
Collected: 09/06/2007 10:35 by KE

Submitted: 09/08/2007 10:00
Reported: 09/24/2007 at 12:57
Discard: 10/25/2007

Account Number: 10904

Chevron
6001 Bollinger Canyon Rd L4310
San Ramon CA 94583

OA-M2



Analysis Report

2425 New Holland Pike, PO Box 12425, Lancaster, PA 17605-2425 • 717-656-2300 Fax: 717-656-2681 • www.lancasterlabs.com

Lancaster Laboratories Sample No. **WW 5150233**

MW-3-W-070906 Grab Water
 Facility# 91851 Job# 385145 GRD
 451 Hegenberger-Oakland T0600102238 MW-3
 Collected: 09/06/2007 10:00 by KE

Account Number: 10904

Submitted: 09/08/2007 10:00
 Reported: 09/24/2007 at 12:57
 Discard: 10/25/2007

Chevron
 6001 Bollinger Canyon Rd L4310
 San Ramon CA 94583

OA-M3
 I SE w

CAT No.	Analysis Name	CAS Number	As Received Result	As Received Method Detection Limit	Units	Dilution Factor
01728	TPH-GRO - Waters	n.a.	N.D.	50.	ug/l	1
<p>The reported concentration of TPH-GRO does not include MTBE or other gasoline constituents eluting prior to the C6 (n-hexane) TPH-GRO range start time. Preservation requirements were not met. The vial submitted for volatile analysis did not have a pH < 2 at the time of analysis. Due to the volatile nature of the analytes, it is not appropriate for the laboratory to adjust the pH at the time of sample receipt. The pH of this sample was pH = 5.</p>						
06067	BTEX, MTBE, ETOH					
01587	Ethanol	64-17-5	N.D.	50.	ug/l	1
02010	Methyl Tertiary Butyl Ether	1634-04-4	14.	0.5	ug/l	1
05401	Benzene	71-43-2	N.D.	0.5	ug/l	1
05407	Toluene	108-88-3	N.D.	0.5	ug/l	1
05415	Ethylbenzene	100-41-4	N.D.	0.5	ug/l	1
06310	Xylene (Total)	1330-20-7	N.D.	0.5	ug/l	1
<p>The vial submitted for volatile analysis did not have a pH < 2 at the time of analysis. Due to the volatile nature of the analytes, it is not appropriate for the laboratory to adjust the pH at the time of sample receipt. The pH of this sample was pH = 7.</p>						

State of California Lab Certification No. 2116

All QC is compliant unless otherwise noted. Please refer to the Quality Control Summary for overall QC performance data and associated samples.

Laboratory Chronicle

CAT No.	Analysis Name	Method	Trial#	Analysis		Analyst	Dilution Factor
				Date and Time			
01728	TPH-GRO - Waters	SW-846 8015B modified	1	09/12/2007 23:09		K. Robert Caulfeild-James	1
06067	BTEX, MTBE, ETOH	SW-846 8260B	1	09/20/2007 03:52		Michael A Ziegler	1
01146	GC VOA Water Prep	SW-846 5030B	1	09/12/2007 23:09		K. Robert Caulfeild-James	1
01163	GC/MS VOA Water Prep	SW-846 5030B	1	09/20/2007 03:52		Michael A Ziegler	1



Analysis Report

2425 New Holland Pike, PO Box 12425, Lancaster, PA 17605-2425 • 717-656-2300 Fax: 717-656-2681 • www.lancasterlabs.com

Page 2 of 2

Lancaster Laboratories Sample No. WW 5150233

MW-3-W-070906 Grab Water
Facility# 91851 Job# 385145 GRD
451 Hegenberger-Oakland T0600102238 MW-3
Collected: 09/06/2007 10:00 by KE

Account Number: 10904

Submitted: 09/08/2007 10:00
Reported: 09/24/2007 at 12:57
Discard: 10/25/2007

Chevron
6001 Bollinger Canyon Rd L4310
San Ramon CA 94583

OA-M3



Analysis Report

2425 New Holland Pike, PO Box 12425, Lancaster, PA 17605-2425 • 717-656-2300 Fax: 717-656-2681 • www.lancasterlabs.com

Lancaster Laboratories Sample No. WW 5150234

MW-4-W-070906 Grab Water
Facility# 91851 Job# 385145 GRD
451 Hegenberger-Oakland T0600102238 MW-4
Collected: 09/06/2007 11:45 by KE

Account Number: 10904

Submitted: 09/08/2007 10:00
Reported: 09/24/2007 at 12:57
Discard: 10/25/2007

Chevron
6001 Bollinger Canyon Rd L4310
San Ramon CA 94583

OA-M4
I 5E w

CAT No.	Analysis Name	CAS Number	As Received Result	As Received Method Detection Limit	Units	Dilution Factor
01728	TPH-GRO - Waters	n.a.	N.D.	50.	ug/l	1
	The reported concentration of TPH-GRO does not include MTBE or other gasoline constituents eluting prior to the C6 (n-hexane) TPH-GRO range start time. Preservation requirements were not met. The vial submitted for volatile analysis did not have a pH < 2 at the time of analysis. Due to the volatile nature of the analytes, it is not appropriate for the laboratory to adjust the pH at the time of sample receipt. The pH of this sample was pH = 5.					
06067	BTEX, MTBE, ETOH					
01587	Ethanol	64-17-5	N.D.	50.	ug/l	1
02010	Methyl Tertiary Butyl Ether	1634-04-4	9.	0.5	ug/l	1
05401	Benzene	71-43-2	N.D.	0.5	ug/l	1
05407	Toluene	108-88-3	N.D.	0.5	ug/l	1
05415	Ethylbenzene	100-41-4	N.D.	0.5	ug/l	1
06310	Xylene (Total)	1330-20-7	N.D.	0.5	ug/l	1
	The vial submitted for volatile analysis did not have a pH < 2 at the time of analysis. Due to the volatile nature of the analytes, it is not appropriate for the laboratory to adjust the pH at the time of sample receipt. The pH of this sample was pH = 7.					

State of California Lab Certification No. 2116

All QC is compliant unless otherwise noted. Please refer to the Quality Control Summary for overall QC performance data and associated samples.

Laboratory Chronicle

CAT No.	Analysis Name	Method	Trial#	Analysis		Analyst	Dilution Factor
				Date	Time		
01728	TPH-GRO - Waters	SW-846 8015B modified	1	09/12/2007	23:38	K. Robert Caulfeild-James	1
06067	BTEX, MTBE, ETOH	SW-846 8260B	1	09/20/2007	04:15	Michael A Ziegler	1
01146	GC VOA Water Prep	SW-846 5030B	1	09/12/2007	23:38	K. Robert Caulfeild-James	1
01163	GC/MS VOA Water Prep	SW-846 5030B	1	09/20/2007	04:15	Michael A Ziegler	1



Analysis Report

2425 New Holland Pike, PO Box 12425, Lancaster, PA 17605-2425 • 717-656-2300 Fax: 717-656-2681 • www.lancasterlabs.com

Page 2 of 2

Lancaster Laboratories Sample No. WW 5150234

MW-4-W-070906 Grab Water
Facility# 91851 Job# 385145 GRD
451 Hegenberger-Oakland T0600102238 MW-4
Collected: 09/06/2007 11:45 by KE

Submitted: 09/08/2007 10:00
Reported: 09/24/2007 at 12:57
Discard: 10/25/2007

Account Number: 10904

Chevron
6001 Bollinger Canyon Rd L4310
San Ramon CA 94583

OA-M4

Lancaster Laboratories Sample No. **WW 5150235**

 MW-5-W-070906 Grab Water
 Facility# 91851 Job# 385145 GRD
 451 Hegenberger-Oakland T0600102238 MW-5
 Collected: 09/06/2007 09:19 by KE

Account Number: 10904

 Submitted: 09/08/2007 10:00
 Reported: 09/24/2007 at 12:57
 Discard: 10/25/2007

 Chevron
 6001 Bollinger Canyon Rd L4310
 San Ramon CA 94583

 OA-M5
 I 5E w

CAT No.	Analysis Name	CAS Number	As Received Result	As Received Method Detection Limit	Units	Dilution Factor
01728	TPH-GRO - Waters	n.a.	N.D.	50.	ug/l	1
The reported concentration of TPH-GRO does not include MTBE or other gasoline constituents eluting prior to the C6 (n-hexane) TPH-GRO range start time. Preservation requirements were not met. The vial submitted for volatile analysis did not have a pH < 2 at the time of analysis. Due to the volatile nature of the analytes, it is not appropriate for the laboratory to adjust the pH at the time of sample receipt. The pH of this sample was pH = 5.						
06067	BTEX, MTBE, ETOH					
01587	Ethanol	64-17-5	N.D.	50.	ug/l	1
02010	Methyl Tertiary Butyl Ether	1634-04-4	17.	0.5	ug/l	1
05401	Benzene	71-43-2	N.D.	0.5	ug/l	1
05407	Toluene	108-88-3	N.D.	0.5	ug/l	1
05415	Ethylbenzene	100-41-4	N.D.	0.5	ug/l	1
06310	Xylene (Total)	1330-20-7	N.D.	0.5	ug/l	1
The vial submitted for volatile analysis did not have a pH < 2 at the time of analysis. Due to the volatile nature of the analytes, it is not appropriate for the laboratory to adjust the pH at the time of sample receipt. The pH of this sample was pH = 7.						

State of California Lab Certification No. 2116

All QC is compliant unless otherwise noted. Please refer to the Quality Control Summary for overall QC performance data and associated samples.

Laboratory Chronicle

CAT No.	Analysis Name	Method	Analysis		Analyst	Dilution Factor
			Trial#	Date and Time		
01728	TPH-GRO - Waters	SW-846 8015B modified	1	09/13/2007 00:08	K. Robert Caulfeild-James	1
06067	BTEX, MTBE, ETOH	SW-846 8260B	1	09/20/2007 04:38	Michael A Ziegler	1
01146	GC VOA Water Prep	SW-846 5030B	1	09/13/2007 00:08	K. Robert Caulfeild-James	1
01163	GC/MS VOA Water Prep	SW-846 5030B	1	09/20/2007 04:38	Michael A Ziegler	1



Analysis Report

2425 New Holland Pike, PO Box 12425, Lancaster, PA 17605-2425 • 717-656-2300 Fax: 717-656-2681 • www.lancasterlabs.com

Page 2 of 2

Lancaster Laboratories Sample No. WW 5150235

MW-5-W-070906 Grab Water
Facility# 91851 Job# 385145 GRD
451 Hegenberger-Oakland T0600102238 MW-5
Collected: 09/06/2007 09:19 by KE

Submitted: 09/08/2007 10:00
Reported: 09/24/2007 at 12:57
Discard: 10/25/2007

Account Number: 10904

Chevron
6001 Bollinger Canyon Rd L4310
San Ramon CA 94583

OA-M5

Lancaster Laboratories Sample No. **WW 5150236**
MW-6-W-070906 Grab Water

Facility# 91851 Job# 385145 GRD

451 Hegenberger-Oakland T0600102238 MW-6

Collected: 09/06/2007 12:50 by KE

Account Number: 10904

Submitted: 09/08/2007 10:00

Reported: 09/24/2007 at 12:57

Discard: 10/25/2007

Chevron

6001 Bollinger Canyon Rd L4310

San Ramon CA 94583

OA-M6

I 5E w

CAT No.	Analysis Name	CAS Number	As Received Result	As Received		Dilution Factor
				Method	Units	
			Detection Limit			
01728	TPH-GRO - Waters	n.a.	N.D.	50.	ug/l	1
	The reported concentration of TPH-GRO does not include MTBE or other gasoline constituents eluting prior to the C6 (n-hexane) TPH-GRO range start time. Preservation requirements were not met. The vial submitted for volatile analysis did not have a pH < 2 at the time of analysis. Due to the volatile nature of the analytes, it is not appropriate for the laboratory to adjust the pH at the time of sample receipt. The pH of this sample was pH = 5.					
06067	BTEX, MTBE, ETOH					
01587	Ethanol	64-17-5	N.D.	50.	ug/l	1
02010	Methyl Tertiary Butyl Ether	1634-04-4	0.6	0.5	ug/l	1
05401	Benzene	71-43-2	N.D.	0.5	ug/l	1
05407	Toluene	108-88-3	N.D.	0.5	ug/l	1
05415	Ethylbenzene	100-41-4	N.D.	0.5	ug/l	1
06310	Xylene (Total)	1330-20-7	N.D.	0.5	ug/l	1
	The vial submitted for volatile analysis did not have a pH < 2 at the time of analysis. Due to the volatile nature of the analytes, it is not appropriate for the laboratory to adjust the pH at the time of sample receipt. The pH of this sample was pH = 6.					

State of California Lab Certification No. 2116

All QC is compliant unless otherwise noted. Please refer to the Quality Control Summary for overall QC performance data and associated samples.

Laboratory Chronicle

CAT No.	Analysis Name	Method	Trial#	Analysis		Analyst	Dilution Factor
				Date	Time		
01728	TPH-GRO - Waters	SW-846 8015B modified	1	09/13/2007	00:37	K. Robert Caulfeild-James	1
06067	BTEX, MTBE, ETOH	SW-846 8260B	1	09/19/2007	17:28	Ginelle L Feister	1
01146	GC VOA Water Prep	SW-846 5030B	1	09/13/2007	00:37	K. Robert Caulfeild-James	1
01163	GC/MS VOA Water Prep	SW-846 5030B	1	09/19/2007	17:28	Ginelle L Feister	1



Analysis Report

2425 New Holland Pike, PO Box 12425, Lancaster, PA 17605-2425 • 717-656-2300 Fax: 717-656-2681 • www.lancasterlabs.com

Page 2 of 2

Lancaster Laboratories Sample No. WW 5150236

MW-6-W-070906 Grab Water
Facility# 91851 Job# 385145 GRD
451 Hegenberger-Oakland T0600102238 MW-6
Collected: 09/06/2007 12:50 by KE

Account Number: 10904

Submitted: 09/08/2007 10:00
Reported: 09/24/2007 at 12:57
Discard: 10/25/2007

Chevron
6001 Bollinger Canyon Rd L4310
San Ramon CA 94583

OA-M6



Analysis Report

2425 New Holland Pike, PO Box 12425, Lancaster, PA 17605-2425 • 717-656-2300 Fax: 717-656-2681 • www.lancasterlabs.com

Lancaster Laboratories Sample No. WW 5150237

MW-7-W-070906 Grab Water
Facility# 91851 Job# 385145 GRD
451 Hegenberger-Oakland T0600102238 MW-7
Collected: 09/06/2007 12:15 by KE

Account Number: 10904

Submitted: 09/08/2007 10:00
Reported: 09/24/2007 at 12:57
Discard: 10/25/2007

Chevron
6001 Bollinger Canyon Rd L4310
San Ramon CA 94583

OA-M7
I 5E w

CAT No.	Analysis Name	CAS Number	As Received Result	As Received Method Detection Limit	Units	Dilution Factor
01728	TPH-GRO - Waters	n.a.	N.D.	50.	ug/l	1
The reported concentration of TPH-GRO does not include MTBE or other gasoline constituents eluting prior to the C6 (n-hexane) TPH-GRO range start time. Preservation requirements were not met. The vial submitted for volatile analysis did not have a pH < 2 at the time of analysis. Due to the volatile nature of the analytes, it is not appropriate for the laboratory to adjust the pH at the time of sample receipt. The pH of this sample was pH = 6.						

This sample was analyzed eleven days after collection.

06067	BTEX, MTBE, ETOH					
01587	Ethanol	64-17-5	N.D.	50.	ug/l	1
02010	Methyl Tertiary Butyl Ether	1634-04-4	14.	0.5	ug/l	1
05401	Benzene	71-43-2	N.D.	0.5	ug/l	1
05407	Toluene	108-88-3	N.D.	0.5	ug/l	1
05415	Ethylbenzene	100-41-4	N.D.	0.5	ug/l	1
06310	Xylene (Total)	1330-20-7	N.D.	0.5	ug/l	1
The vial submitted for volatile analysis did not have a pH < 2 at the time of analysis. Due to the volatile nature of the analytes, it is not appropriate for the laboratory to adjust the pH at the time of sample receipt. The pH of this sample was pH = 6.						

State of California Lab Certification No. 2116

All QC is compliant unless otherwise noted. Please refer to the Quality Control Summary for overall QC performance data and associated samples.

Laboratory Chronicle

CAT No.	Analysis Name	Method	Trial#	Analysis Date and Time	Analyst	Dilution Factor
01728	TPH-GRO - Waters	SW-846 8015B modified	1	09/17/2007 14:56	Steven A Skiles	1
06067	BTEX, MTBE, ETOH	SW-846 8260B	1	09/19/2007 17:49	Ginelle L Feister	1
01146	GC VOA Water Prep	SW-846 5030B	1	09/17/2007 14:56	Steven A Skiles	1
01163	GC/MS VOA Water Prep	SW-846 5030B	1	09/19/2007 17:49	Ginelle L Feister	1



Analysis Report

2425 New Holland Pike, PO Box 12425, Lancaster, PA 17605-2425 • 717-656-2300 Fax: 717-656-2681 • www.lancasterlabs.com

Page 2 of 2

Lancaster Laboratories Sample No. WW 5150237

MW-7-W-070906 Grab Water
Facility# 91851 Job# 385145 GRD
451 Hegenberger-Oakland T0600102238 MW-7
Collected: 09/06/2007 12:15 by KE

Account Number: 10904

Submitted: 09/08/2007 10:00
Reported: 09/24/2007 at 12:57
Discard: 10/25/2007

Chevron
6001 Bollinger Canyon Rd L4310
San Ramon CA 94583

OA-M7

Quality Control Summary

 Client Name: Chevron
 Reported: 09/24/07 at 12:57 PM

Group Number: 1055194

Matrix QC may not be reported if site-specific QC samples were not submitted. In these situations, to demonstrate precision and accuracy at a batch level, a LCS/LCSD was performed, unless otherwise specified in the method.

Laboratory Compliance Quality Control

Analysis Name	Blank Result	Blank MDL	Report Units	LCS %REC	LCSD %REC	LCS/LCSD Limits	RPD	RPD Max
Batch number: 07255A08A TPH-GRO - Waters	N.D.	50.	5150230-5150232 ug/l	103	110	75-135	6	30
Batch number: 07255B08A TPH-GRO - Waters	N.D.	50.	5150233-5150236 ug/l	122	121	75-135	1	30
Batch number: 07260A08A TPH-GRO - Waters	N.D.	50.	5150237 ug/l	110	104	75-135	6	30
Batch number: D072563AA Methyl Tertiary Butyl Ether	N.D.	0.5	5150230 ug/l	88		73-119		
Benzene	N.D.	0.5	ug/l	92		78-119		
Toluene	N.D.	0.5	ug/l	90		85-115		
Ethylbenzene	N.D.	0.5	ug/l	92		82-119		
Xylene (Total)	N.D.	0.5	ug/l	91		83-113		
Batch number: D072624AA Ethanol	N.D.	50.	5150231-5150235 ug/l	98		31-166		
Methyl Tertiary Butyl Ether	N.D.	0.5	ug/l	82		73-119		
Benzene	N.D.	0.5	ug/l	90		78-119		
Toluene	N.D.	0.5	ug/l	93		85-115		
Ethylbenzene	N.D.	0.5	ug/l	93		82-119		
Xylene (Total)	N.D.	0.5	ug/l	95		83-113		
Batch number: Z072621AA Ethanol	N.D.	50.	5150236-5150237 ug/l	52		31-166		
Methyl Tertiary Butyl Ether	N.D.	0.5	ug/l	93		73-119		
Benzene	N.D.	0.5	ug/l	90		78-119		
Toluene	N.D.	0.5	ug/l	93		85-115		
Ethylbenzene	N.D.	0.5	ug/l	93		82-119		
Xylene (Total)	N.D.	0.5	ug/l	95		83-113		

Sample Matrix Quality Control

Unspiked (UNSPK) = the sample used in conjunction with the matrix spike
 Background (BKG) = the sample used in conjunction with the duplicate

Analysis Name	MS %REC	MSD %REC	MS/MSD Limits	RPD	RPD MAX	BKG Conc	DUP Conc	DUP RPD	Dup RPD Max
Batch number: 07255A08A TPH-GRO - Waters			5150230-5150232 114			UNSPK: F148861			
Batch number: 07255B08A TPH-GRO - Waters			5150233-5150236 117			UNSPK: 5150233			

*- Outside of specification

- (1) The result for one or both determinations was less than five times the LOQ.
- (2) The unspiked result was more than four times the spike added.

Quality Control Summary

 Client Name: Chevron
 Reported: 09/24/07 at 12:57 PM

Group Number: 1055194

Sample Matrix Quality Control

 Unspiked (UNSPK) = the sample used in conjunction with the matrix spike
 Background (BKG) = the sample used in conjunction with the duplicate

Analysis Name	MS %REC	MSD %REC	MS/MSD Limits	RPD	RPD MAX	BKG Conc	DUP Conc	DUP RPD	Dup RPD Max
Batch number: 07260A08A TPH-GRO - Waters	106		63-154						
Batch number: D072563AA Methyl Tertiary Butyl Ether	94	97	69-127	3	30				
Benzene	98	102	83-128	4	30				
Toluene	99	99	83-127	1	30				
Ethylbenzene	98	103	82-129	4	30				
Xylene (Total)	98	101	82-130	2	30				
Batch number: D072624AA Ethanol	72	65	32-164	10	30				
Methyl Tertiary Butyl Ether	85	83	69-127	2	30				
Benzene	97	93	83-128	4	30				
Toluene	97	95	83-127	2	30				
Ethylbenzene	97	95	82-129	1	30				
Xylene (Total)	96	95	82-130	1	30				
Batch number: Z072621AA Ethanol	71	46	32-164	44*	30				
Methyl Tertiary Butyl Ether	100 (2)	85 (2)	69-127	3	30				
Benzene	98	101	83-128	2	30				
Toluene	103	105	83-127	2	30				
Ethylbenzene	103	105	82-129	1	30				
Xylene (Total)	103	105	82-130	2	30				

Surrogate Quality Control

Surrogate recoveries which are outside of the QC window are confirmed unless attributed to dilution or otherwise noted on the Analysis Report.

 Analysis Name: TPH-GRO - Waters
 Batch number: 07255A08A
 Trifluorotoluene-F

5150230	95
5150231	95
5150232	96
Blank	94
LCS	97
LCS D	97
MS	99

Limits: 63-135

 Analysis Name: TPH-GRO - Waters
 Batch number: 07255B08A
 Trifluorotoluene-F

5150233	96
---------	----

*- Outside of specification

- (1) The result for one or both determinations was less than five times the LOQ.
- (2) The unspiked result was more than four times the spike added.

Quality Control Summary

 Client Name: Chevron
 Reported: 09/24/07 at 12:57 PM

Group Number: 1055194

Surrogate Quality Control

5150234	98
5150235	97
5150236	96
Blank	93
LCS	96
LCSD	95
MS	99

Limits: 63-135

 Analysis Name: TPH-GRO - Waters
 Batch number: 07260A08A
 Trifluorotoluene-F

5150237	94
Blank	92
LCS	96
LCSD	96
MS	97

Limits: 63-135

 Analysis Name: BTEX+MTBE by 8260B
 Batch number: D072563AA

	Dibromofluoromethane	1,2-Dichloroethane-d4	Toluene-d8	4-Bromofluorobenzene
5150230	96	87	101	98
Blank	97	88	98	94
LCS	91	85	99	102
MS	92	87	100	103
MSD	92	83	101	104

Limits: 80-116 77-113 80-113 78-113

 Analysis Name: BTEX, MTBE, ETOH
 Batch number: D072624AA

	Dibromofluoromethane	1,2-Dichloroethane-d4	Toluene-d8	4-Bromofluorobenzene
5150231	97	90	97	94
5150232	97	92	98	96
5150233	97	92	97	92
5150234	97	92	99	95
5150235	97	94	99	93
Blank	96	90	99	94
LCS	92	90	96	99
MS	99	94	101	104
MSD	96	91	98	101

Limits: 80-116 77-113 80-113 78-113

 Analysis Name: BTEX, MTBE, ETOH
 Batch number: Z072621AA

	Dibromofluoromethane	1,2-Dichloroethane-d4	Toluene-d8	4-Bromofluorobenzene
5150236	98	96	100	94
5150237	98	95	101	95
Blank	97	98	101	94
LCS	97	98	99	95

*- Outside of specification

- (1) The result for one or both determinations was less than five times the LOQ.
- (2) The unspiked result was more than four times the spike added.

Quality Control Summary

Client Name: Chevron
Reported: 09/24/07 at 12:57 PM

Group Number: 1055194

Surrogate Quality Control

MS	97	97	101	96
MSD	99	99	100	95
Limits:	80-116	77-113	80-113	78-113

*- Outside of specification

- (1) The result for one or both determinations was less than five times the LOQ.
- (2) The unspiked result was more than four times the spike added.

Lancaster Laboratories Explanation of Symbols and Abbreviations

The following defines common symbols and abbreviations used in reporting technical data:

N.D.	none detected	BMQL	Below Minimum Quantitation Level
TNTC	Too Numerous To Count	MPN	Most Probable Number
IU	International Units	CP Units	cobalt-chloroplatinate units
umhos/cm	micromhos/cm	NTU	nephelometric turbidity units
C	degrees Celsius	F	degrees Fahrenheit
Cal	(diet) calories	lb.	pound(s)
meq	milliequivalents	kg	kilogram(s)
g	gram(s)	mg	milligram(s)
ug	microgram(s)	l	liter(s)
ml	milliliter(s)	ul	microliter(s)
m3	cubic meter(s)	fib >5 um/ml	fibers greater than 5 microns in length per ml
<	less than – The number following the sign is the <u>limit of quantitation</u> , the smallest amount of analyte which can be reliably determined using this specific test.		
>	greater than		
ppm	parts per million – One ppm is equivalent to one milligram per kilogram (mg/kg), or one gram per million grams. For aqueous liquids, ppm is usually taken to be equivalent to milligrams per liter (mg/l), because one liter of water has a weight very close to a kilogram. For gases or vapors, one ppm is equivalent to one microliter of gas per liter of gas.		
ppb	parts per billion		
Dry weight basis	Results printed under this heading have been adjusted for moisture content. This increases the analyte weight concentration to approximate the value present in a similar sample without moisture.		

U.S. EPA data qualifiers:

Organic Qualifiers

A	TIC is a possible aldol-condensation product
B	Analyte was also detected in the blank
C	Pesticide result confirmed by GC/MS
D	Compound quantitated on a diluted sample
E	Concentration exceeds the calibration range of the instrument
J	Estimated value
N	Presumptive evidence of a compound (TICs only)
P	Concentration difference between primary and confirmation columns >25%
U	Compound was not detected
X,Y,Z	Defined in case narrative

Inorganic Qualifiers

B	Value is <CRDL, but ≥IDL
E	Estimated due to interference
M	Duplicate injection precision not met
N	Spike amount not within control limits
S	Method of standard additions (MSA) used for calculation
U	Compound was not detected
W	Post digestion spike out of control limits
*	Duplicate analysis not within control limits
+	Correlation coefficient for MSA <0.995

Analytical test results for methods listed on the laboratories' accreditation scope meet all requirements of NELAC unless otherwise noted under the individual analysis.

Tests results relate only to the sample tested. Clients should be aware that a critical step in a chemical or microbiological analysis is the collection of the sample. Unless the sample analyzed is truly representative of the bulk of material involved, the test results will be meaningless. If you have questions regarding the proper techniques of collecting samples, please contact us. We cannot be held responsible for sample integrity, however, unless sampling has been performed by a member of our staff. This report shall not be reproduced except in full, without the written approval of the laboratory.

WARRANTY AND LIMITS OF LIABILITY – In accepting analytical work, we warrant the accuracy of test results for the sample as submitted. THE FOREGOING EXPRESS WARRANTY IS EXCLUSIVE AND IS GIVEN IN LIEU OF ALL OTHER WARRANTIES, EXPRESSED OR IMPLIED. WE DISCLAIM ANY OTHER WARRANTIES, EXPRESSED OR IMPLIED, INCLUDING A WARRANTY OF FITNESS FOR PARTICULAR PURPOSE AND WARRANTY OF MERCHANTABILITY. IN NO EVENT SHALL LANCASTER LABORATORIES BE LIABLE FOR INDIRECT, SPECIAL, CONSEQUENTIAL, OR INCIDENTAL DAMAGES INCLUDING, BUT NOT LIMITED TO, DAMAGES FOR LOSS OF PROFIT OR GOODWILL REGARDLESS OF (A) THE NEGLIGENCE (EITHER SOLE OR CONCURRENT) OF LANCASTER LABORATORIES AND (B) WHETHER LANCASTER LABORATORIES HAS BEEN INFORMED OF THE POSSIBILITY OF SUCH DAMAGES. We accept no legal responsibility for the purposes for which the client uses the test results. No purchase order or other order for work shall be accepted by Lancaster Laboratories which includes any conditions that vary from the Standard Terms and Conditions of Lancaster Laboratories and we hereby object to any conflicting terms contained in any acceptance or order submitted by client.