



April 26, 2013

Roya C. Kambin
Project Manager
Marketing Business Unit

**Chevron Environmental
Management Company**
6101 Bollinger Canyon Road
San Ramon, CA 94583
Tel (925) 790-6270
RKLG@chevron.com

Mr. Keith Nowell
Alameda County Department of Environmental Health
1131 Harbor Bay Parkway, Suite 250
Alameda, California 94502-6577

RECEIVED

By Alameda County Environmental Health at 10:44 am, Apr 29, 2013

RE: First Quarter 2013 Groundwater Monitoring Report
1629 Webster Street, Alameda, California
Fuel Leak Case No.: RO0000450

Dear Mr. Nowell,

I declare under penalty of perjury that to the best of my knowledge the information and/or recommendations contained in the attached report is/are true and correct.

If you have any questions or need additional information, please contact me at (925) 790-6270.

Sincerely,

A handwritten signature in black ink, appearing to read "Roya Kambin", written over a white background.

Roya Kambin
Union Oil of California – Project Manager

Attachment
First Quarter 2013 Groundwater Monitoring Report



ARCADIS U.S., Inc.
2000 Powell Street
7th Floor
Emeryville
California 94608
Tel 510.652.4500
Fax 510.652.4906
www.arcadis-us.com

Mr. Keith Nowell
Alameda County Department of Environmental Health
1131 Harbor Bay Parkway, Suite 250
Alameda, California 94502-6577

Subject:
First Quarter 2013 Groundwater Monitoring Report

ENVIRONMENT

Dear Mr. Nowell:

On behalf of Chevron Environmental Management Company, for itself and as Attorney-in-Fact for Union Oil Company of California (hereinafter "EMC"), ARCADIS is submitting the enclosed Quarterly Groundwater Monitoring Report for the following facility:

Date:
April 26, 2013

Contact:
Katherine Brandt

<u>Facility No.</u>	<u>Case No.</u>	<u>Location</u>
0843	RO0000450	1629 Webster Street Alameda, California

Phone:
510.596.9675

Email:
Katherine.Brandt@
arcadis-us.com

If you have any questions or comments regarding the contents of this document, please contact Ms. Roya Kambin of Chevron at 925.790.6270 or by e-mail at RKambin@Chevron.com. Alternatively, you may contact Katherine Brandt of ARCADIS at 510.596.9675 or by e-mail at Katherine.Brandt@arcadis-us.com.

Our ref:
B0047584.0001

Sincerely,

ARCADIS

Katherine Brandt
Certified Project Manager

Jacob Henry, P.G.,
Professional Geologist



Copies:

Ms. Cherie McCaulou, CRWQCB – San Francisco Bay Region, 1515 Clay Str
1400, Oakland, California 94612 (CD)

Mr. Sam and Michelle Koka, 802 Pacific Avenue, Alameda, CA 94501

**UNION OIL OF CALIFORNIA
QUARTERLY MONITORING REPORT
FIRST QUARTER 2013
April 26, 2013**

Facility No.: 0843 Address: 1629 Webster Street, Alameda, California
Consulting Company/Contact Person/Phone No.: ARCADIS / Katherine Brandt / 510.596.9675
Primary Agency/Contact Person/Regulatory ID No.: Alameda County Department of Environmental Health / Mr. Keith Nowell
Case No. RO0000450

WORK PERFORMED DURING THIS REPORTING PERIOD (First Quarter – 2013) :

1. Gettler-Ryan conducted groundwater monitoring and sampling on March 5, 2013. Field data sheets and general procedures are included as **Attachment A**. Twelve (12) groundwater monitoring wells were gauged and sampled during this monitoring event (MW-1, MW-1AR, MW-1BR, and MW-3 through MW-11).

All groundwater samples were analyzed for total petroleum hydrocarbons as gasoline (TPH-g) by United States Environmental Protection Agency (EPA) Method 8015B; benzene, toluene, ethylbenzene, and total xylenes (BTEX, collectively), oxygenates (methyl tertiary butyl ether [MTBE], ethyl tertiary butyl ether [ETBE], di-isopropyl ether [DIPE], tertiary amyl methyl ether [TAME], tertiary butyl alcohol [TBA]), 1,2-dibromoethane (EDB), 1,2-dichloroethane (1,2-DCE or EDC), and ethanol by EPA Method 8260B; as well as field parameters electrical conductivity (EC), dissolved oxygen (DO), and oxidation reduction potential (ORP).

Additionally, the samples collected from groundwater monitoring wells MW-1, MW-1AR, MW-1BR, and MW-7 through MW-11 were analyzed for nitrate as NO₃, sulfate, ferric iron, non-volatile organic compounds, chromium (hexavalent, dissolved, and total), dissolved manganese, total recoverable manganese, dissolved vanadium, and total recoverable vanadium. Samples collected from wells MW-5 and MW-6 were only additionally analyzed for chromium (hexavalent, dissolved, and total).

The site location map, the site plan, and the groundwater contour map are presented on **Figures 1** through **3**. Concentration maps for TPH-g, benzene, and MTBE are on **Figures 4** through **6**. Current Groundwater Gauging and Analytical Results are summarized in **Table 1**, Current Additional Groundwater Analytical Results are summarized in **Table 1a**, Historic Groundwater Gauging and Analytical Results are summarized in **Table 2**, Historic Additional Groundwater Analytical Results are summarized in **Table 2a**, and Historical Groundwater Results from TRC are included as **Attachment B**. A copy of the laboratory analytical report and chain-of-custody documentation is included as **Attachment C**.

The adjacent Shell Station No. 13-5032 (Shell) located at 1601 Webster Street was sampled congruently this quarter. The groundwater data for the Shell station is included as **Attachment D**.

WORK PROPOSED FOR THE NEXT REPORTING PERIOD (Second Quarter – 2013):

1. Perform groundwater monitoring and related reporting during second quarter 2013.

Current Phase of Project: Groundwater Monitoring/Remediation Pending
Site Use: Vacant Lot
Frequency of Sampling: Groundwater – Quarterly
Frequency of Monitoring: Groundwater – Quarterly
Are Separate-Phase Hydrocarbons (SPH) Present On-Site: No
Cumulative SPH Recovered to Date: None
SPH Recovered This Quarter: None
Bulk Soil Removed to Date: Unknown
Bulk Soil Removed this Quarter: None
Water Wells or Surface Waters within a 2,000' Radius and Their Respective Directions: Three irrigation wells located 0.1 mile west, northwest, and southeast of the site

**UNION OIL OF CALIFORNIA
QUARTERLY MONITORING REPORT
FIRST QUARTER 2013
April 26, 2013**

Facility No.: 0843 Address: 1629 Webster Street, Alameda, California

Groundwater Use Designation: Irrigation

Current Remediation Techniques: None

Permits for Discharge (No.): None

Approximate Depth to Groundwater: 5.50 (MW-5) – 6.92 (MW-1AR) feet below top of casing
Measured Estimated

Approximate Groundwater Elevation: 10.95 (MW-5) – 12.43 (MW-1) feet relative to mean sea level
Measured Estimated

Groundwater Gradient: 0.005 ft/ft (Magnitude) Northeast (Direction)

DISCUSSION:

Groundwater conditions during the first quarter 2013 remained generally consistent with previous quarters. The maximum dissolved concentrations of MTBE (2,800 micrograms per liter [$\mu\text{g/L}$]), TBA (510 $\mu\text{g/L}$), and TAME (2.3 $\mu\text{g/L}$) were detected in the samples collected from MW-7. TPHg, benzene, toluene, ethylbenzene, total xylenes, ETBE, DIPE, EDB, EDC, and ethanol were not detected above the laboratory reporting limits for all wells sampled.

Additionally, the maximum concentration of nitrate as NO_3 (29 milligrams per liter [mg/L]) was detected in the sample collected from MW-1BR. The maximum concentration of sulfate (43 mg/L) was detected in the sample collected from MW-8. The maximum concentration of ferric iron (540 $\mu\text{g/L}$), non-volatile organic compounds (2.8 milligrams per liter [mg/L]), and dissolved manganese (600 $\mu\text{g/L}$) were detected in the sample collected from MW-7. The maximum concentration of hexavalent chromium (6.5 $\mu\text{g/L}$) was detected in the sample collected from MW-10. The maximum concentrations of dissolved vanadium (3.2 $\mu\text{g/L}$) and total recoverable manganese (580 $\mu\text{g/L}$) were detected in the samples collected from MW-11. The maximum concentrations of total chromium (46 $\mu\text{g/L}$) and total recoverable vanadium (33 $\mu\text{g/L}$) were detected in the samples collected from MW-1. Dissolved chromium was not detected above the laboratory reporting limits for all wells sampled.

Groundwater elevations at the service station vary by approximately one-and-a-half feet, creating a relatively gentle hydraulic gradient of 0.005 foot per foot in the northeast direction.

CONCLUSIONS AND RECOMMENDATIONS:

Dissolved hydrocarbon constituent concentrations have remained relatively consistent with previous quarters. ARCADIS recommends continued groundwater monitoring.

**UNION OIL OF CALIFORNIA
QUARTERLY MONITORING REPORT
FIRST QUARTER 2013
April 26, 2013**

Facility No.: 0843 Address: 1629 Webster Street, Alameda, California

ATTACHMENTS:

- Figure 1: Site Location Map
- Figure 2: Site Plan
- Figure 3: Groundwater Contour Map
- Figure 4: TPH-g Concentration Map
- Figure 5: Benzene Concentration Map
- Figure 6: MTBE Concentration Map

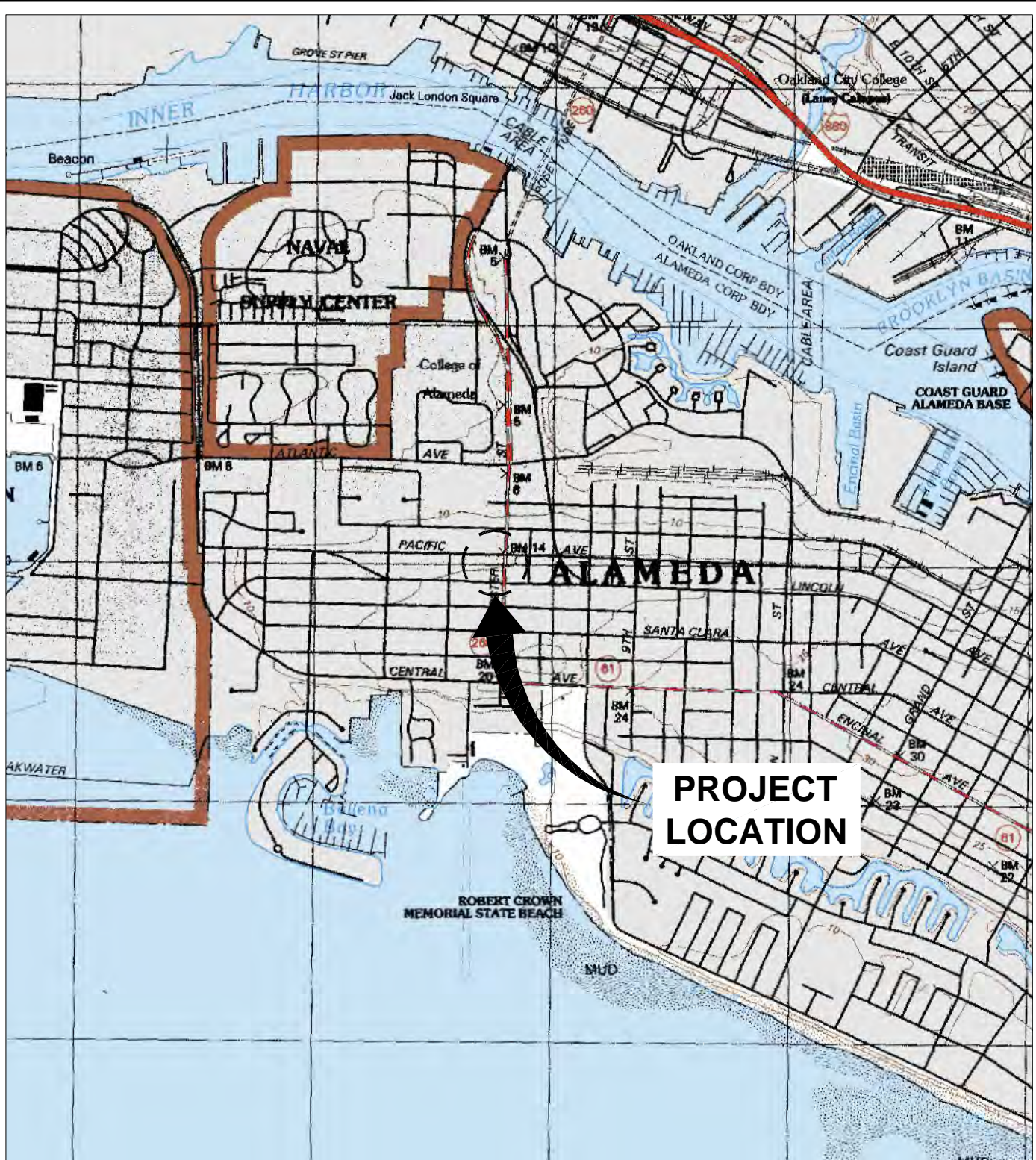
- Table 1: Current Groundwater Gauging and Analytical Results
- Table 1a: Current Additional Groundwater Analytical Results
- Table 2: Historic Groundwater Gauging and Analytical Results
- Table 2a: Historic Additional Groundwater Analytical Results

- Attachment A: Field Data Sheets and General Procedures
- Attachment B: Historical Groundwater Results from TRC
- Attachment C: Laboratory Report and Chain-of-Custody Documentation
- Attachment D: Adjacent Site Data

ARCADIS

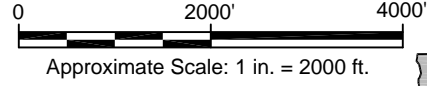
Figures

CITY: PETALUMA, CA DIV/GROUP: ENV DB: J. HARRIS ID: J. HARRIS LD: J. HARRIS PIC: J. VOGELY PM: K. ABBOTT TM: K. ABBOTT LVR(OPTION)=-OFF-REF
 G:\ENV\CAD\Peralum\ACT1800\47584\0000\1\DWG\47584\01.dwg LAYOUT: 18.0S (LMS TECH) PAGESETUP: 4/19/2011 11:40 AM ACADVER: 18.0S (LMS TECH) PAGESSETUP: 4/19/2011 11:057 AM BY: HARRIS, JESSICA
 XREFS: IMAGES: PROJECTNAME: Oakland West.jpg



**PROJECT
LOCATION**

REFERENCE: BASE MAP USGS 7.5. MIN. TOPO. QUAD., OAKLAND WEST, CALIFORNIA, 1993.



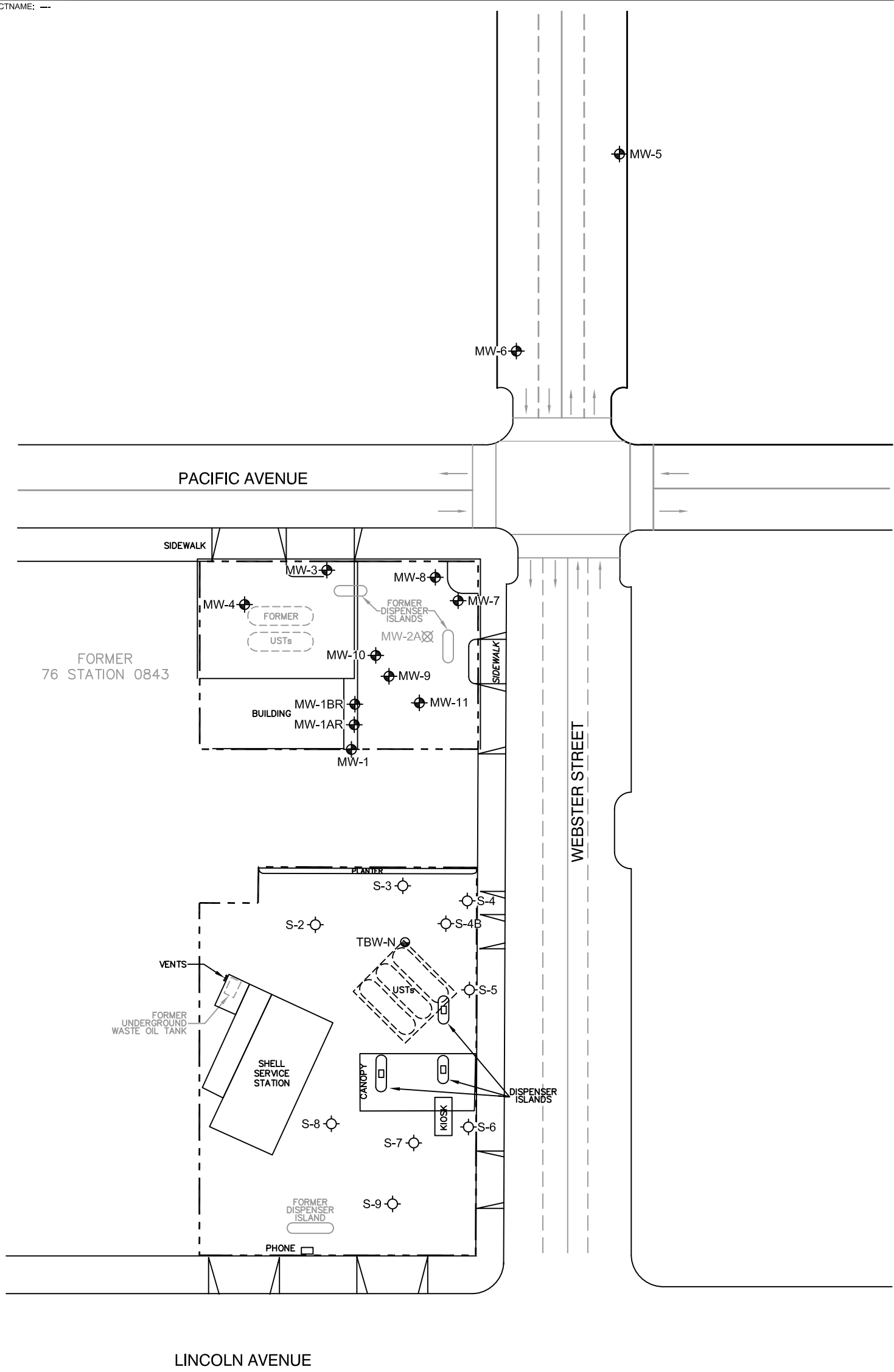
UNION OIL
 FORMER FACILITY NO. 0843
 1629 WEBSTER STREET
 ALAMEDA, CALIFORNIA

SITE LOCATION MAP



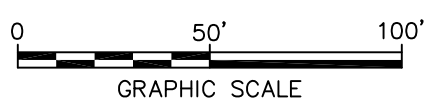
FIGURE
1

XREFS: IMAGES: PROJECTNAME: ---
 47584X01



LEGEND

- PROPERTY BOUNDARY
- MW-1 ◉ FORMER 76 STATION MONITORING WELL
- S-9 ◉ SHELL SERVICE STATION MONITORING WELL
- TBW-N ● SHELL TANK BACKFILL MONITORING WELL
- MW-2A ⊗ ABANDONED WELL

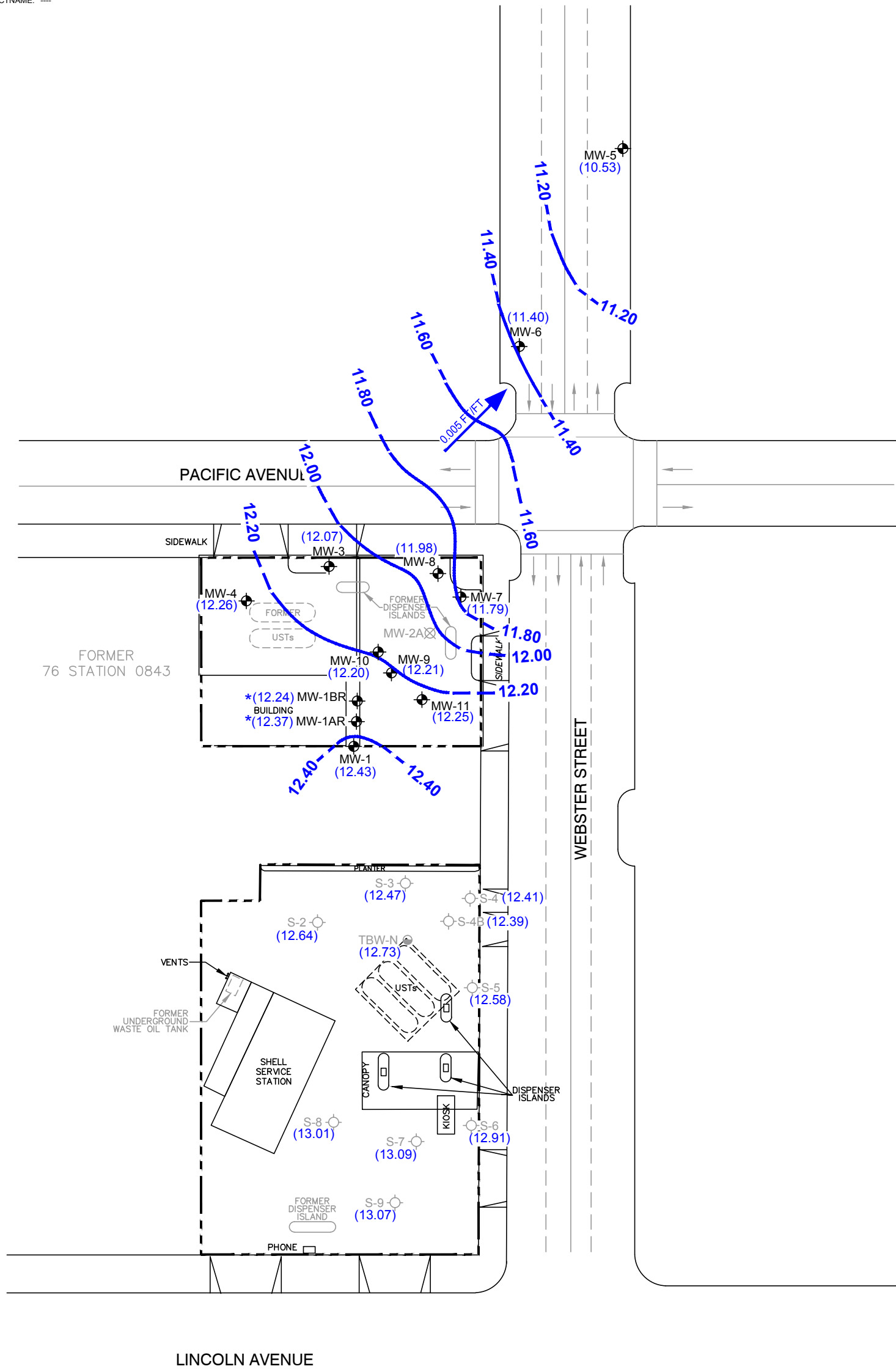


NOTES:

1. BASE MAP PROVIDED BY TRC, DATED AUGUST 2010, AT A SCALE OF 1"=60'. SHELL SERVICE STATION DATA PROVIDED BY CRA.
2. ALL SITE FEATURES AND LOCATIONS ARE APPROXIMATE.

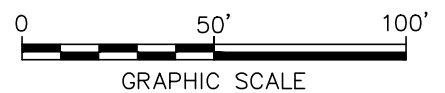
UNION OIL FORMER FACILITY NO. 0843 1629 WEBSTER STREET ALAMEDA, CALIFORNIA	
SITE PLAN	
	FIGURE 2

XREFS: IMAGES: PROJECTNAME: ---
 47584X01 1q13 mk_Page_1.jpg



LEGEND

- PROPERTY BOUNDARY
- MW-1 ◉ FORMER 76 STATION MONITORING WELL
- S-9 ◉ SHELL SERVICE STATION MONITORING WELL
- TBW-N ◉ SHELL TANK BACKFILL MONITORING WELL
- MW-2A ⊠ ABANDONED WELL
- (13.07) GROUNDWATER ELEVATION IN FEET RELATIVE TO MEAN SEA LEVEL (FT MSL)
- 12.40 — GROUNDWATER ELEVATION CONTOUR (FT MSL; DASHED WHERE INFERRED)
- 0.005 FT/FT → APPROXIMATE GROUNDWATER FLOW DIRECTION AND GRADIENT (FOOT PER FOOT)
- * NOT USED FOR CONTOURING; SHORT SCREEN INTERVAL; DIFFERENT CONSTRUCTION



NOTES:

1. BASE MAP PROVIDED BY TRC, DATED AUGUST 2010, AT A SCALE OF 1"=60'. SHELL SERVICE STATION DATA PROVIDED BY CRA.
2. LL SITE FEATURES AND LOCATIONS ARE APPROXIMATE.
3. THE ADJACENT SHELL SITE WAS SAMPLED, CONGRUENTLY, ON MARCH 5, 2013.

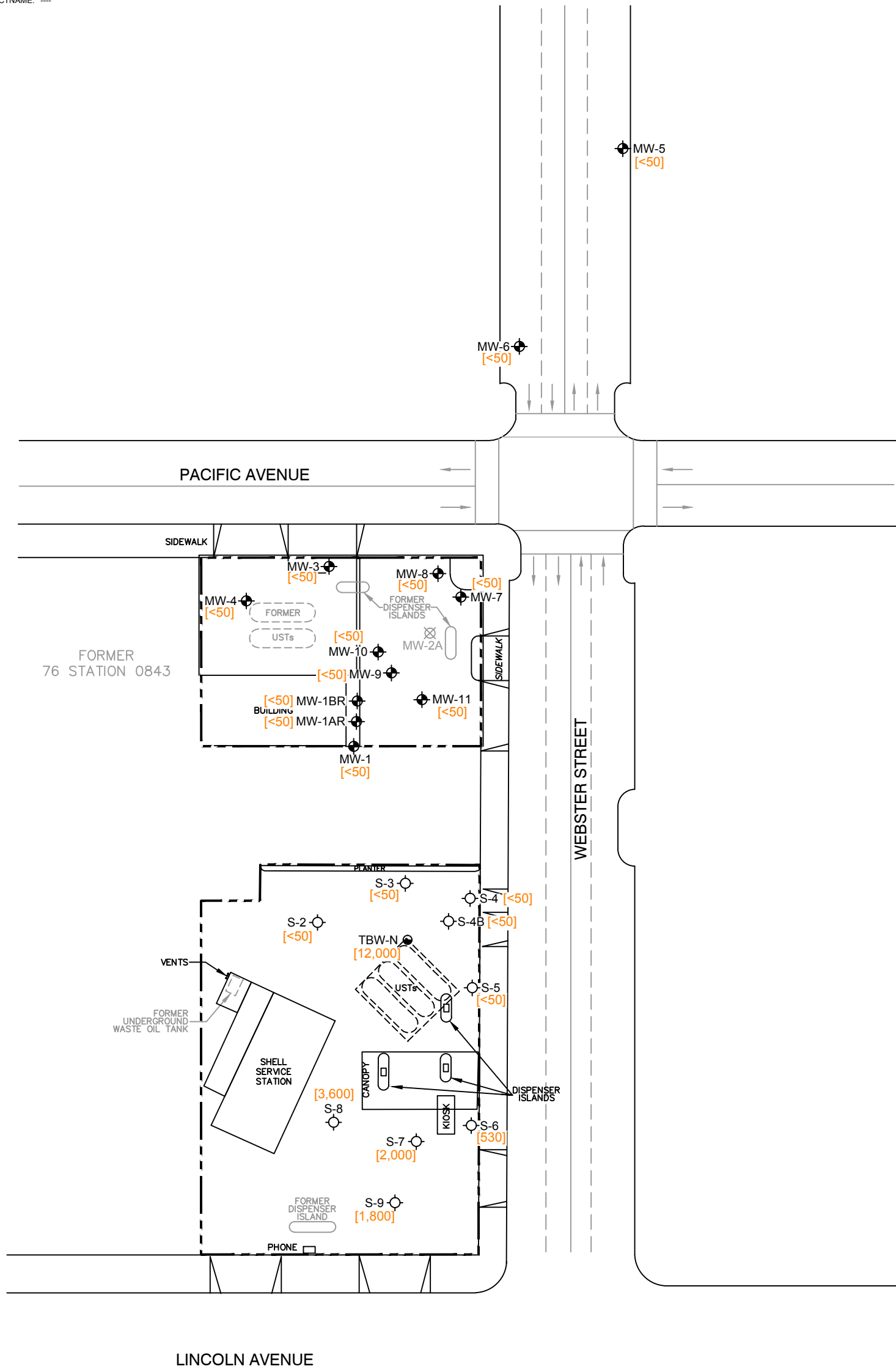
UNION OIL
 FORMER FACILITY NO. 0843
 1629 WEBSTER STREET
 ALAMEDA, CALIFORNIA

**GROUNDWATER ELEVATION
 CONTOUR MAP
 MARCH 5, 2013**



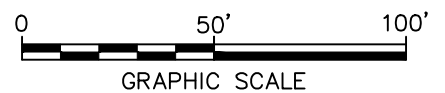
FIGURE
3

XREFS: IMAGES: PROJECTNAME: ---
 47584X01 1q13 mk_Page_2.jpg



LEGEND

- PROPERTY BOUNDARY
- MW-1 ◉ FORMER 76 STATION MONITORING WELL
- S-9 ◉ SHELL SERVICE STATION MONITORING WELL
- TBW-N ● SHELL TANK BACKFILL MONITORING WELL
- MW-2A ⊠ ABANDONED WELL
- [TPH-g] TOTAL PETROLEUM HYDROCARBONS AS GASOLINE (C4-C12) CONCENTRATION IN MICROGRAMS PER LITER (µg/L)
- < DENOTES LESS THAN LABORATORY REPORTING LIMIT



NOTES:

1. BASE MAP PROVIDED BY TRC, DATED AUGUST 2010, AT A SCALE OF 1"=60'. SHELL SERVICE STATION DATA PROVIDED BY CRA.
2. LL SITE FEATURES AND LOCATIONS ARE APPROXIMATE.
3. THE ADJACENT SHELL SITE WAS SAMPLED, CONGRUENTLY, ON MARCH 5, 2013.

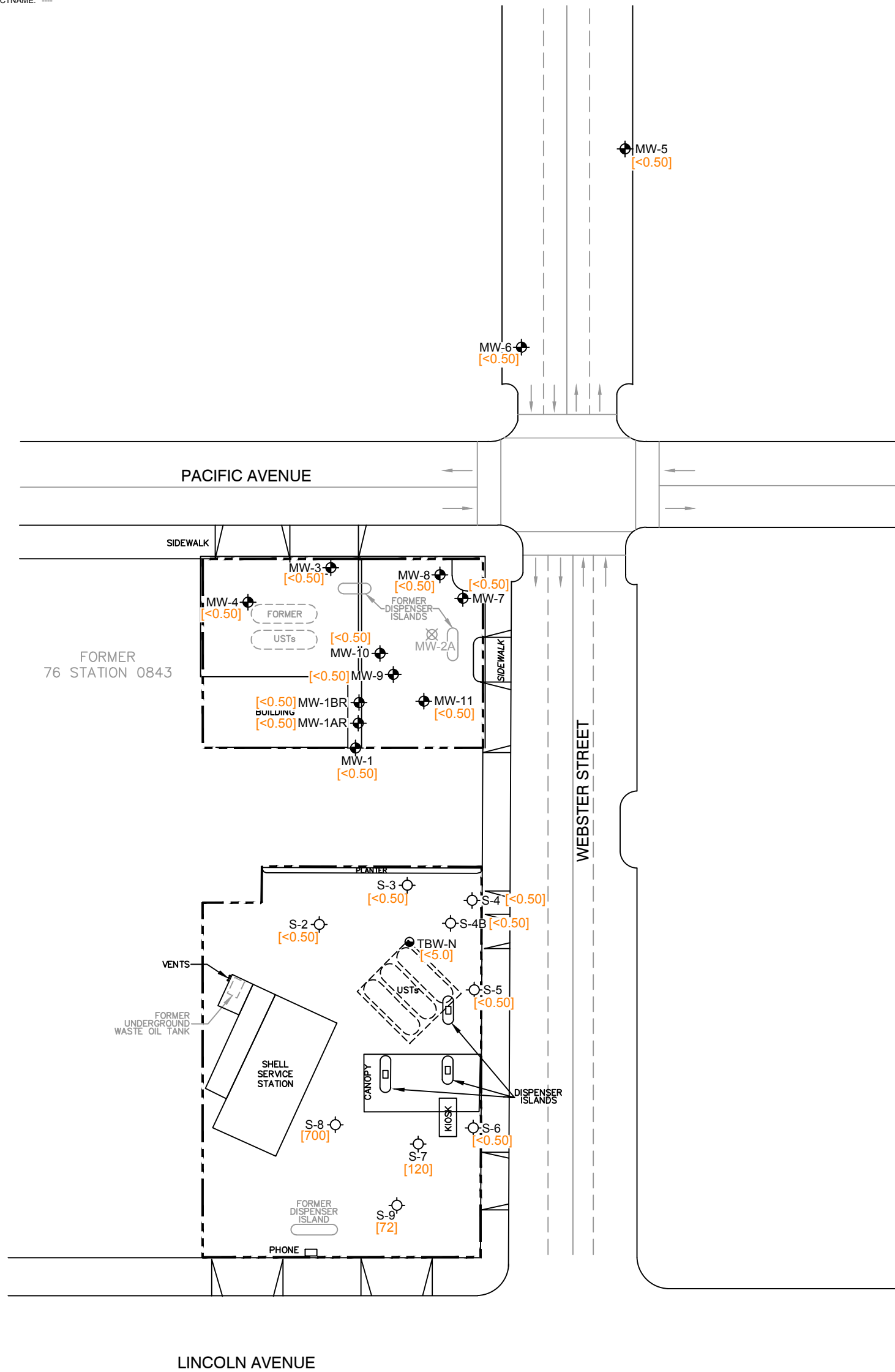
UNION OIL
 FORMER FACILITY NO. 0843
 1629 WEBSTER STREET
 ALAMEDA, CALIFORNIA

**TPH-g CONCENTRATION MAP
 MARCH 5, 2013**



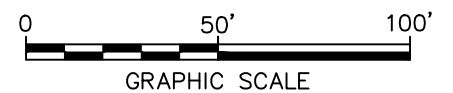
FIGURE
4

XREFS: IMAGES: PROJECTNAME: ---
 47584X01



LEGEND

- PROPERTY BOUNDARY
- MW-1 ◉ FORMER 76 STATION MONITORING WELL
- S-9 ◉ SHELL SERVICE STATION MONITORING WELL
- TBW-N ◉ SHELL TANK BACKFILL MONITORING WELL
- MW-2A ⊠ ABANDONED WELL
- [BENZ] BENZENE CONCENTRATION IN MICROGRAMS PER LITER (µg/L)
- < DENOTES LESS THAN LABORATORY REPORTING LIMIT



NOTES:

1. BASE MAP PROVIDED BY TRC, DATED AUGUST 2010, AT A SCALE OF 1"=60'. SHELL SERVICE STATION DATA PROVIDED BY CRA.
2. ALL SITE FEATURES AND LOCATIONS ARE APPROXIMATE.
3. THE ADJACENT SHELL SITE WAS SAMPLED, CONGRUENTLY, ON MARCH 5, 2013.

UNION OIL
 FORMER FACILITY NO. 0843
 1629 WEBSTER STREET
 ALAMEDA, CALIFORNIA

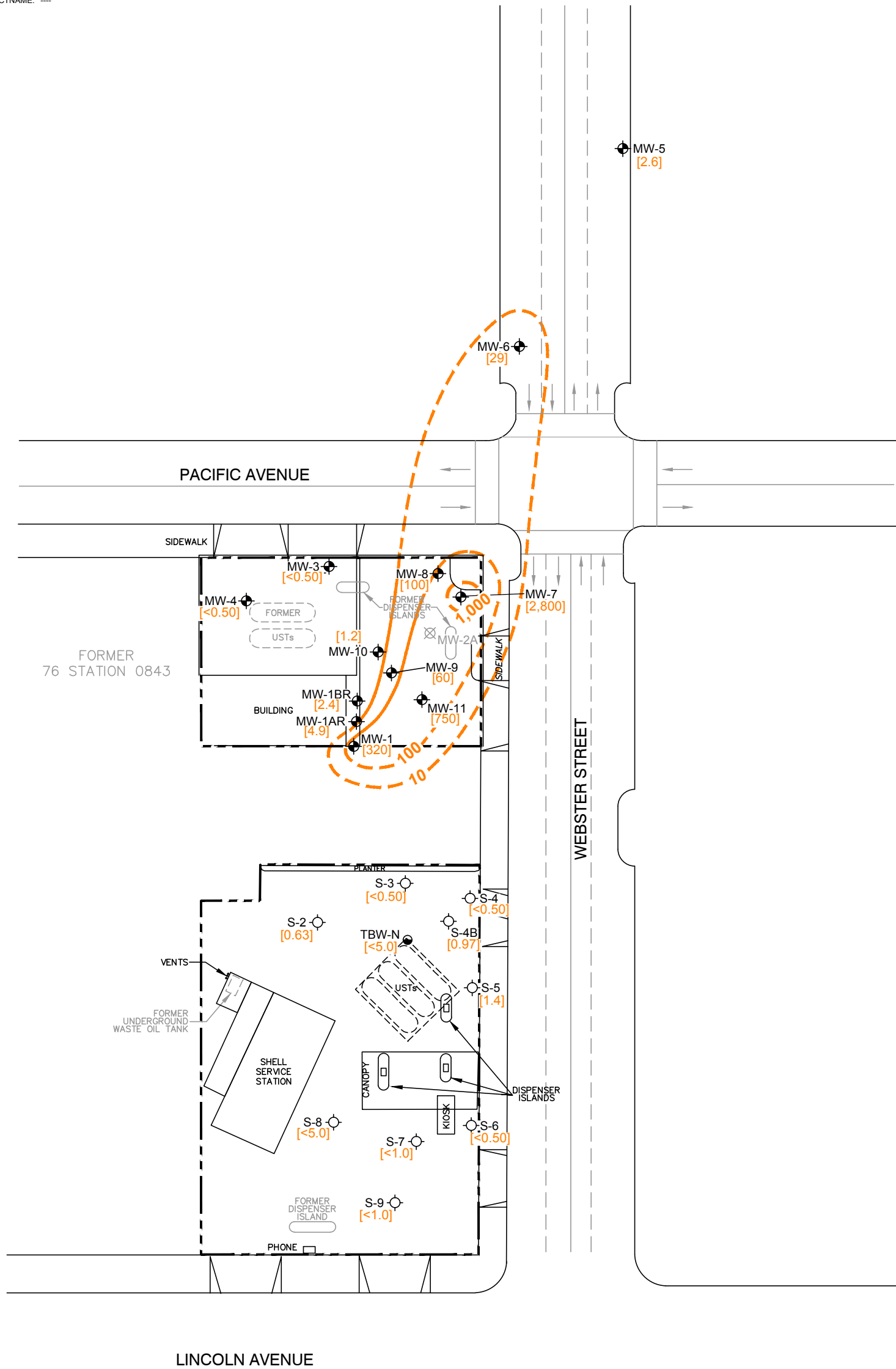
BENZENE CONCENTRATION MAP
MARCH 5, 2013



FIGURE

5

XREFS: IMAGES: PROJECTNAME: ---
 47584X01 FIG 6 REV.jpg

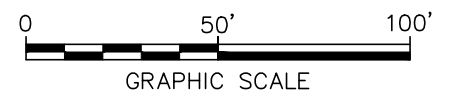


LEGEND

- PROPERTY BOUNDARY
- MW-1 ◉ FORMER 76 STATION MONITORING WELL
- S-9 ◉ SHELL SERVICE STATION MONITORING WELL
- TBW-N ◉ SHELL TANK BACKFILL MONITORING WELL
- MW-2A ⊗ ABANDONED WELL
- [MTBE] METHYL TERTIARY BUTYL ETHER CONCENTRATION IN MICROGRAMS PER LITER (µg/L)
- 100 — MTBE ISOCONCENTRATION CONTOUR (µg/L; DASHED WHERE INFERRED)
- < DENOTES LESS THAN LABORATORY REPORTING LIMIT

NOTES:

1. BASE MAP PROVIDED BY TRC, DATED AUGUST 2010, AT A SCALE OF 1"=60'. SHELL SERVICE STATION DATA PROVIDED BY CRA.
2. ALL SITE FEATURES AND LOCATIONS ARE APPROXIMATE.
3. THE ADJACENT SHELL SITE WAS SAMPLED, CONGRUENTLY, ON MARCH 5, 2013.



UNION OIL
 FORMER FACILITY NO. 0843
 1629 WEBSTER STREET
 ALAMEDA, CALIFORNIA

MTBE CONCENTRATION MAP
MARCH 5, 2013



FIGURE

6

ARCADIS

Tables

Table 1
Current Groundwater Gauging and Analytical Results
Unocal Site 0843
1629 Webster Street, Alameda, California

Well ID	Date Sampled	TOC Elevation (feet MSL)	DTW (feet bTOC)	LPH Thickness (feet)	GW Elevation (feet MSL)	TPH-G 8015B	Benzene	Toluene	Ethyl-benzene	Total Xylenes	MTBE	TBA	TAME	ETBE	DIPE	EDB	EDC	Ethanol	Comments
MW-1	3/5/2013	19.13	6.70	0.00	12.43	<50	<0.50	<0.50	<0.50	<1.0	320	<10	<0.50	<0.50	<0.50	<0.50	<0.50	<250	A01
MW-1AR	3/5/2013	19.29	6.92	0.00	12.37	<50	<0.50	<0.50	<0.50	<1.0	4.9	<10	<0.50	<0.50	<0.50	<0.50	<0.50	<250	
MW-1BR	3/5/2013	19.13	6.89	0.00	12.24	<50	<0.50	<0.50	<0.50	<1.0	2.4	<10	<0.50	<0.50	<0.50	<0.50	<0.50	<250	
MW-3	3/5/2013	18.05	5.98	0.00	12.07	<50	<0.50	<0.50	<0.50	<1.0	<0.50	<10	<0.50	<0.50	<0.50	<0.50	<0.50	<250	
MW-4	3/5/2013	18.14	5.88	0.00	12.26	<50	<0.50	<0.50	<0.50	<1.0	<0.50	<10	<0.50	<0.50	<0.50	<0.50	<0.50	<250	
MW-5	3/5/2013	16.45	5.50	0.00	10.95	<50	<0.50	<0.50	<0.50	<1.0	2.6	<10	<0.50	<0.50	<0.50	<0.50	<0.50	<250	
MW-6	3/5/2013	16.97	5.57	0.00	11.40	<50	<0.50	<0.50	<0.50	<1.0	29	<10	<0.50	<0.50	<0.50	<0.50	<0.50	<250	
MW-7	3/5/2013	17.81	6.02	0.00	11.79	<50	<0.50	<0.50	<0.50	<1.0	2,800	510	2.3	<0.50	<0.50	<0.50	<0.50	<250	A01
MW-8	3/5/2013	18.13	6.15	0.00	11.98	<50	<0.50	<0.50	<0.50	<1.0	100	<10	<0.50	<0.50	<0.50	<0.50	<0.50	<250	A01
MW-9	3/5/2013	18.75	6.54	0.00	12.21	<50	<0.50	<0.50	<0.50	<1.0	60	<10	<0.50	<0.50	<0.50	<0.50	<0.50	<250	
MW-10	3/5/2013	18.84	6.64	0.00	12.20	<50	<0.50	<0.50	<0.50	<1.0	1.2	<10	<0.50	<0.50	<0.50	<0.50	<0.50	<250	
MW-11	3/5/2013	18.72	6.47	0.00	12.25	<50	<0.50	<0.50	<0.50	<1.0	750	180	<0.50	<0.50	<0.50	<0.50	<0.50	<250	A01

Note

Analytical results given in micrograms per liter (µg/l) unless otherwise noted

Standard Abbreviations

- < not detected at or above laboratory detection limit
- µg/l micrograms per liter (approx. equivalent to parts per billion, ppb)
- TOC top of casing (surveyed reference elevation)
- MSL relative to mean sea level
- DTW depth to water
- bTOC below top of casing
- LPH liquid-phase hydrocarbons
- GW groundwater
- TPH-G total petroleum hydrocarbons as gasoline
- MTBE methyl tertiary butyl ether
- TBA tertiary butyl alcohol
- TAME tertiary amyl methyl ether
- ETBE ethyl tertiary butyl ether
- DIPE di-isopropyl ether
- EDB 1,2-dibromoethane
- EDC 1,2-dichloroethane (same as ethylene dichloride)
- 8015B EPA Method 8015B for TPH-G
- 8260B EPA Method 8260B for BTEX/MTBE/Oxygenates
- A01 PQL's and MDL's are raised due to sample dilution.
- PQL practical quantitation limit
- MDL method detection limit

Table 1a
Current Additional Groundwater Analytical Results
Unocal Site 0843
1629 Webster Street, Alameda, California

Well ID	Date Sampled	EC @ 25°C		ORP (mV)	Nitrate as		Sulfate (mg/l)	Non-Volatile Organic Compounds					Total Chromium	Total Recoverable Manganese	Total Recoverable Vanadium	Comments
		(umhos/cm)	DO (mg/l)		NO3 (mg/l)	Ferric Iron		Hexavalent Chromium	Dissolved Chromium	Dissolved Manganese	Dissolved Vanadium					
MW-1	3/5/2013	336	5.3	288.0	10	17	<100	1.2	<2.0	<10	3.6	<3.0	46	350	33	S05
MW-1AR	3/5/2013	410	6.4	283.2	24	32	<100	1.5	<2.0	<10	59	<3.0	<10	87	<3.0	S05
MW-1BR	3/5/2013	402	6.7	292.6	29	27	<100	1.2	<2.0	<10	13	<3.0	<10	140	3.3	S05
MW-3	3/5/2013	653	4.9	319.8	--	--	--	--	--	--	--	--	--	--	--	S05
MW-4	3/5/2013	1,080	6.5	320.1	--	--	--	--	--	--	--	--	--	--	--	S05
MW-5	3/5/2013	570	5.0	323.0	--	--	--	--	<2.0	<10	--	--	37	--	--	S05
MW-6	3/5/2013	528	5.4	323.0	--	--	--	--	<2.0	<10	--	--	20	--	--	S05
MW-7	3/5/2013	679	6.1	48.33	4.7	29	540	2.8	<2.0	<10	600	<3.0	<10	520	<3.0	S05
MW-8	3/5/2013	533	5.7	216.6	3.7	43	<100	2.7	<2.0	<10	470	<3.0	<10	220	<3.0	S05
MW-9	3/5/2013	573	7.5	264.5	16	38	<100	1.9	<2.0	<10	12	<3.0	<10	37	<3.0	S05
MW-10	3/5/2013	445	3.8	292.9	19	32	<100	1.4	6.5	<10	5.4	<3.0	<10	30	3.1	S05
MW-11	3/5/2013	716	3.7	307.8	5.9	28	<100	2.7	<2.0	<10	490	3.2	<10	580	<3.0	S05

Note

Analytical results given in micrograms per liter (µg/l) unless otherwise noted

Standard Abbreviations

- not analyzed, measured, or collected
- < not detected at or above laboratory detection limit
- umhos/cm micromhos per centimeter
- mg/l milligrams per liter (approx. equivalent to parts per million, ppm)
- µg/l micrograms per liter (approx. equivalent to parts per billion, ppb)
- mV millivolts
- EC electrical conductivity
- DO dissolved oxygen
- ORP oxidation reduction potential
- 120.1 EPA Method 120.1 for EC
- SM-4500OG SM-4500OG for DO
- ASTM-D1498 ASTM-D1498 for ORP
- 300.0 EPA Method 300.0 for sulfate and nitrate as NO3
- SM-3500-FeD SM-3500-FeD for ferric iron
- 415.1 EPA Method 415.1 for non-volatile organic compounds
- 7196 EPA Method 7196 for hexavalent chromium
- 6010B EPA Method 6010B for dissolved and total chromium
- 200.8 EPA Method 200.8 for dissolved and total recoverable manganese and vanadium
- A01 PQL's and MDL's are raised due to sample dilution.
- A10 PQL's and MDL's were raised due to matrix interference.
- S05 The sample holding time was exceeded.
- PQL practical quantitation limit
- MDL method detection limit

Table 2
Historic Groundwater Gauging and Analytical Results
Unocal Site 0843
1629 Webster Street, Alameda, California

Well ID	Date Sampled	TOC Elevation (feet MSL)	DTW (feet bTOC)	LPH Thickness (feet)	GW Elevation (feet MSL)	TPH-G 8015B	Benzene	Toluene	Ethyl-benzene	Total Xylenes	MTBE	TBA	TAME	ETBE	DIPE	EDB	EDC	Ethanol	Comments
MW-1	8/4/2011	19.13	6.78	0.00	12.35	310	<0.50	<0.50	<0.50	<1.0	420	13	<0.50	<0.50	<0.50	<0.50	<0.50	<250	A01, A90
MW-1	11/21/2011	19.13	7.58	0.00	11.55	85*	<0.50	<0.50	<0.50	<1.0	130	<10	<0.50	<0.50	<0.50	<0.50	<0.50	<250	A01, A90
MW-1	2/2/2012	19.13	7.60	0.00	11.53	<50	<0.50	<0.50	<0.50	1.0	380	94	<0.50	<0.50	<0.50	<0.50	<0.50	<250	A01
MW-1	5/14/2012	19.13	6.45	0.00	12.68	<50	<0.50	<0.50	<0.50	<1.0	800	220	0.75	<0.50	<0.50	<0.50	<0.50	<250	A01
MW-1	8/13/2012	19.13	7.33	0.00	11.80	<50	<0.50	<0.50	<0.50	<1.0	610	120	<0.50	<0.50	<0.50	<0.50	<0.50	<250	A01
MW-1	10/25/2012	19.13	8.10	0.00	11.03	<50	<0.50	<0.50	<0.50	<1.0	250	60	<0.50	<0.50	<0.50	<0.50	<0.50	<250	A01
MW-1	3/5/2013	19.13	6.70	0.00	12.43	<50	<0.50	<0.50	<0.50	<1.0	320	<10	<0.50	<0.50	<0.50	<0.50	<0.50	<250	A01
MW-1AR	8/4/2011	19.29	6.95	0.00	12.34	<50	<0.50	<0.50	<0.50	<1.0	16	<10	<0.50	<0.50	<0.50	<0.50	<0.50	<250	
MW-1AR	11/21/2011	19.29	7.82	0.00	11.47	21* J	<0.50	<0.50	<0.50	<1.0	22	<10	<0.50	<0.50	<0.50	<0.50	<0.50	<250	
MW-1AR	2/2/2012	19.29	8.08	0.00	11.21	<50	<0.50	<0.50	<0.50	1.4	23	<10	<0.50	<0.50	<0.50	<0.50	<0.50	<250	
MW-1AR	5/14/2012	19.29	6.72	0.00	12.57	<50	<0.50	<0.50	<0.50	<1.0	13	<10	<0.50	<0.50	<0.50	<0.50	<0.50	<250	
MW-1AR	8/13/2012	19.29	7.62	0.00	11.67	<50	<0.50	<0.50	<0.50	<1.0	18	<10	<0.50	<0.50	<0.50	<0.50	<0.50	<250	
MW-1AR	10/25/2012	19.29	8.27	0.00	11.02	<50	<0.50	<0.50	<0.50	<1.0	19	<10	<0.50	<0.50	<0.50	<0.50	<0.50	<250	
MW-1AR	3/5/2013	19.29	6.92	0.00	12.37	<50	<0.50	<0.50	<0.50	<1.0	4.9	<10	<0.50	<0.50	<0.50	<0.50	<0.50	<250	
MW-1BR	8/4/2011	19.13	6.92	0.00	12.21	59	<0.50	<0.50	<0.50	<1.0	60	<10	<0.50	<0.50	<0.50	<0.50	<0.50	<250	A90
MW-1BR	11/21/2011	19.13	7.78	0.00	11.35	29* J	<0.50	<0.50	<0.50	<1.0	34	<10	<0.50	<0.50	<0.50	<0.50	<0.50	<250	
MW-1BR	2/2/2012	19.13	8.07	0.00	11.06	<50	<0.50	<0.50	<0.50	1.7	15	<10	<0.50	<0.50	<0.50	<0.50	<0.50	<250	
MW-1BR	5/14/2012	19.13	6.67	0.00	12.46	<50	<0.50	<0.50	<0.50	<1.0	23	<10	<0.50	<0.50	<0.50	<0.50	<0.50	<250	
MW-1BR	8/13/2012	19.13	7.50	0.00	11.63	<50	<0.50	<0.50	<0.50	<1.0	15	<10	<0.50	<0.50	<0.50	<0.50	<0.50	<250	
MW-1BR	10/25/2012	19.13	8.23	0.00	10.90	<50	<0.50	<0.50	<0.50	<1.0	12	<10	<0.50	<0.50	<0.50	<0.50	<0.50	<250	
MW-1BR	3/5/2013	19.13	6.89	0.00	12.24	<50	<0.50	<0.50	<0.50	<1.0	2.4	<10	<0.50	<0.50	<0.50	<0.50	<0.50	<250	
MW-3	8/4/2011	18.05	6.10	0.00	11.95	<50	<0.50	<0.50	<0.50	<1.0	0.55	<10	<0.50	<0.50	<0.50	<0.50	<0.50	<250	
MW-3	11/21/2011	18.05	6.90	0.00	11.15	<50*	<0.50	<0.50	<0.50	<1.0	<0.50	<10	<0.50	<0.50	<0.50	<0.50	<0.50	<250	
MW-3	2/2/2012	18.05	6.90	0.00	11.15	<50	<0.50	<0.50	<0.50	<1.0	1.3	<10	<0.50	<0.50	<0.50	<0.50	<0.50	<250	
MW-3	5/14/2012	18.05	5.78	0.00	12.27	<50	<0.50	<0.50	<0.50	<1.0	1.2	<10	<0.50	<0.50	<0.50	<0.50	<0.50	<250	
MW-3	8/13/2012	18.05	6.60	0.00	11.45	<50	<0.50	<0.50	<0.50	<1.0	<0.50	<10	<0.50	<0.50	<0.50	<0.50	<0.50	<250	
MW-3	10/25/2012	18.05	7.30	0.00	10.75	<50	<0.50	<0.50	<0.50	<1.0	1.0	<10	<0.50	<0.50	<0.50	<0.50	<0.50	<250	
MW-3	3/5/2013	18.05	5.98	0.00	12.07	<50	<0.50	<0.50	<0.50	<1.0	<0.50	<10	<0.50	<0.50	<0.50	<0.50	<0.50	<250	
MW-4	8/4/2011	18.14	6.00	0.00	12.14	<50	<0.50	<0.50	<0.50	<1.0	<0.50	<10	<0.50	<0.50	<0.50	<0.50	<0.50	<250	
MW-4	11/21/2011	18.14	6.80	0.00	11.34	<50*	<0.50	<0.50	<0.50	<1.0	<0.50	<10	<0.50	<0.50	<0.50	<0.50	<0.50	<250	
MW-4	2/2/2012	18.14	6.83	0.00	11.31	<50	<0.50	<0.50	<0.50	<1.0	10	<10	<0.50	<0.50	<0.50	<0.50	<0.50	<250	
MW-4	5/14/2012	18.14	5.66	0.00	12.48	<50	<0.50	<0.50	<0.50	<1.0	<0.50	<10	<0.50	<0.50	<0.50	<0.50	<0.50	<250	
MW-4	8/13/2012	18.14	6.55	0.00	11.59	<50	<0.50	<0.50	<0.50	<1.0	5.0	<10	<0.50	<0.50	<0.50	<0.50	<0.50	<250	
MW-4	10/25/2012	18.14	7.23	0.00	10.91	<50	<0.50	<0.50	<0.50	<1.0	11	<10	<0.50	<0.50	<0.50	<0.50	<0.50	<250	
MW-4	3/5/2013	18.14	5.88	0.00	12.26	<50	<0.50	<0.50	<0.50	<1.0	<0.50	<10	<0.50	<0.50	<0.50	<0.50	<0.50	<250	
MW-5	8/4/2011	16.45	5.63	0.00	10.82	<50	<0.50	<0.50	<0.50	<1.0	<0.50	<10	<0.50	<0.50	<0.50	<0.50	<0.50	<250	
MW-5	11/21/2011	16.45	6.28	0.00	10.17	12* J	<0.50	<0.50	<0.50	<1.0	1.2	<10	<0.50	<0.50	<0.50	<0.50	<0.50	<250	
MW-5	2/2/2012	16.45	6.22	0.00	10.23	<50	<0.50	<0.50	<0.50	<1.0	2.1	<10	<0.50	<0.50	<0.50	<0.50	<0.50	<250	
MW-5	5/14/2012	16.45	5.25	0.00	11.20	<50	<0.50	<0.50	<0.50	<1.0	<0.50	<10	<0.50	<0.50	<0.50	<0.50	<0.50	<250	
MW-5	8/13/2012	16.45	6.06	0.00	10.39	<50	<0.50	<0.50	<0.50	<1.0	<0.50	<10	<0.50	<0.50	<0.50	<0.50	<0.50	<250	
MW-5	10/25/2012	16.45	6.62	0.00	9.83	<50	<0.50	<0.50	<0.50	<1.0	2.5	<10	<0.50	<0.50	<0.50	<0.50	<0.50	<250	
MW-5	3/5/2013	16.45	5.50	0.00	10.95	<50	<0.50	<0.50	<0.50	<1.0	2.6	<10	<0.50	<0.50	<0.50	<0.50	<0.50	<250	
MW-6	8/4/2011	16.97	5.69	0.00	11.28	75	<0.50	<0.50	<0.50	<1.0	80	<10	<0.50	<0.50	<0.50	<0.50	<0.50	<250	A90
MW-6	11/21/2011	16.97	6.36	0.00	10.61	55*	<0.50	<0.50	<0.50	<1.0	86	<10	<0.50	<0.50	<0.50	<0.50	<0.50	<250	
MW-6	2/2/2012	16.97	6.31	0.00	10.66	<50	<0.50	<0.50	<0.50	<1.0	94	21	<0.50	<0.50	<0.50	<0.50	<0.50	<250	
MW-6	5/14/2012	16.97	5.38	0.00	11.59	<50	<0.50	<0.50	<0.50	<1.0	89	33	<0.50	<0.50	<0.50	<0.50	<0.50	<250	

Table 2
Historic Groundwater Gauging and Analytical Results
Unocal Site 0843
1629 Webster Street, Alameda, California

Well ID	Date Sampled	TOC Elevation (feet MSL)	DTW (feet bTOC)	LPH Thickness (feet)	GW Elevation (feet MSL)	TPH-G 8015B	Benzene	Toluene	Ethyl-benzene	Total Xylenes	MTBE	TBA	TAME	ETBE	DIPE	EDB	EDC	Ethanol	Comments
MW-6	8/13/2012	16.97	6.08	0.00	10.89	<50	<0.50	<0.50	<0.50	<1.0	89	<10	<0.50	<0.50	<0.50	<0.50	<0.50	<250	
MW-6	10/25/2012	16.97	6.69	0.00	10.28	<50	<0.50	<0.50	<0.50	<1.0	57	11	<0.50	<0.50	<0.50	<0.50	<0.50	<250	
MW-6	3/5/2013	16.97	5.57	0.00	11.40	<50	<0.50	<0.50	<0.50	<1.0	29	<10	<0.50	<0.50	<0.50	<0.50	<0.50	<250	
MW-7	8/4/2011	17.81	5.85	0.00	11.96	2,300	<0.50	<0.50	<0.50	<1.0	6,300	2,200	6.7	<0.50	<0.50	<0.50	<0.50	<250	A01, A90
MW-7	11/21/2011	17.81	6.67	0.00	11.14	1,400*	<0.50	<0.50	<0.50	<1.0	5,900	2,200	6.4	<0.50	<0.50	<0.50	<0.50	<250	A90
MW-7	2/2/2012	17.81	6.69	0.00	11.12	<50	<0.50	<0.50	<0.50	<1.0	6,400	2,800	5.0	<0.50	<0.50	<0.50	<0.50	<250	A01
MW-7	5/14/2012	17.81	5.57	0.00	12.24	<50	<0.50	<0.50	<0.50	<1.0	5,600	2,300	4.4	<0.50	<0.50	<0.50	<0.50	<250	A01
MW-7	8/13/2012	17.81	6.42	0.00	11.39	<50	<0.50	<0.50	<0.50	<1.0	4,800	2,000	3.9	<0.50	<0.50	<0.50	<0.50	<250	A01
MW-7	10/25/2012	17.81	7.19	0.00	10.62	290	<0.50	<0.50	<0.50	<1.0	3,600	2,000	3.4	<0.50	<0.50	<0.50	<0.50	<250	A01
MW-7	3/5/2013	17.81	6.02	0.00	11.79	<50	<0.50	<0.50	<0.50	<1.0	2,800	510	2.3	<0.50	<0.50	<0.50	<0.50	<250	A01
MW-8	8/4/2011	18.13	6.23	0.00	11.90	2,000	<0.50	<0.50	<0.50	<1.0	4,400	370	4.9	<0.50	<0.50	<0.50	<0.50	<250	A01, A90
MW-8	11/21/2011	18.13	7.02	0.00	11.11	900*	<0.50	<0.50	<0.50	<1.0	2,500	250	2.6	<0.50	<0.50	<0.50	<0.50	<250	
MW-8	2/2/2012	18.13	6.97	0.00	11.16	<50	<0.50	<0.50	<0.50	<1.0	2,400	740	2.3	<0.50	<0.50	<0.50	<0.50	<250	A01
MW-8	5/14/2012	18.13	5.91	0.00	12.22	<50	<0.50	<0.50	<0.50	<1.0	2,100	590	1.7	<0.50	<0.50	<0.50	<0.50	<250	A01
MW-8	8/13/2012	18.13	6.71	0.00	11.42	<50	<0.50	<0.50	<0.50	<1.0	1,600	450	1.2	<0.50	<0.50	<0.50	<0.50	<250	A01
MW-8	10/25/2012	18.13	7.39	0.00	10.74	<50	<0.50	<0.50	<0.50	<1.0	810	380	<0.50	<0.50	<0.50	<0.50	<0.50	<250	A01
MW-8	3/5/2013	18.13	6.15	0.00	11.98	<50	<0.50	<0.50	<0.50	<1.0	100	<10	<0.50	<0.50	<0.50	<0.50	<0.50	<250	A01
MW-9	8/4/2011	18.75	6.59	0.00	12.16	62	<0.50	<0.50	<0.50	<1.0	59	<10	<0.50	<0.50	<0.50	<0.50	<0.50	<250	A90
MW-9	11/21/2011	18.75	7.45	0.00	11.30	33* J	<0.50	<0.50	<0.50	<1.0	44	<10	<0.50	<0.50	<0.50	<0.50	<0.50	<250	J
MW-9	2/2/2012	18.75	7.47	0.00	11.28	<50	<0.50	<0.50	<0.50	<1.0	6.1	<10	<0.50	<0.50	<0.50	<0.50	<0.50	<250	
MW-9	5/14/2012	18.75	6.30	0.00	12.45	<50	<0.50	<0.50	<0.50	<1.0	190	51	<0.50	<0.50	<0.50	<0.50	<0.50	<250	A01
MW-9	8/13/2012	18.75	7.12	0.00	11.63	<50	<0.50	<0.50	<0.50	<1.0	220	36	<0.50	<0.50	<0.50	<0.50	<0.50	<250	A01
MW-9	10/25/2012	18.75	7.87	0.00	10.88	<50	<0.50	<0.50	<0.50	<1.0	270	88	<0.50	<0.50	<0.50	<0.50	<0.50	<250	A01
MW-9	3/5/2013	18.75	6.54	0.00	12.21	<50	<0.50	<0.50	<0.50	<1.0	60	<10	<0.50	<0.50	<0.50	<0.50	<0.50	<250	
MW-10	8/4/2011	18.84	6.73	0.00	12.11	<50	<0.50	<0.50	<0.50	<1.0	7.4	<10	<0.50	<0.50	<0.50	<0.50	<0.50	<250	
MW-10	11/21/2011	18.84	7.52	0.00	11.32	<50*	<0.50	<0.50	<0.50	<1.0	1.4	<10	<0.50	<0.50	<0.50	<0.50	<0.50	<250	
MW-10	2/2/2012	18.84	7.52	0.00	11.32	<50	<0.50	<0.50	<0.50	3.2	1.4	<10	<0.50	<0.50	<0.50	<0.50	<0.50	<250	
MW-10	5/14/2012	18.84	6.42	0.00	12.42	<50	<0.50	<0.50	<0.50	<1.0	1.5	<10	<0.50	<0.50	<0.50	<0.50	<0.50	<250	
MW-10	8/13/2012	18.84	7.24	0.00	11.60	<50	<0.50	<0.50	<0.50	<1.0	<0.50	<10	<0.50	<0.50	<0.50	<0.50	<0.50	<250	
MW-10	10/25/2012	18.84	7.95	0.00	10.89	<50	<0.50	<0.50	<0.50	<1.0	<0.50	<10	<0.50	<0.50	<0.50	<0.50	<0.50	<250	
MW-10	3/5/2013	18.84	6.64	0.00	12.20	<50	<0.50	<0.50	<0.50	<1.0	1.2	<10	<0.50	<0.50	<0.50	<0.50	<0.50	<250	
MW-11	8/4/2011	18.72	6.54	0.00	12.18	1,400	<0.50	<0.50	<0.50	<1.0	2,000	110	2.4	<0.50	<0.50	<0.50	<0.50	<250	A01, A90
MW-11	11/21/2011	18.72	7.36	0.00	11.36	850*	<0.50	<0.50	<0.50	<1.0	2,100	270	2.1	<0.50	<0.50	<0.50	<0.50	<250	
MW-11	2/2/2012	18.72	7.32	0.00	11.40	<50	<0.50	<0.50	<0.50	<1.0	2,500	730	2.0	<0.50	<0.50	<0.50	<0.50	<250	A01
MW-11	5/14/2012	18.72	6.21	0.00	12.51	<50	<0.50	<0.50	<0.50	<1.0	1,700	570	1.4	<0.50	<0.50	<0.50	<0.50	<250	A01
MW-11	8/13/2012	18.72	7.03	0.00	11.69	<50	<0.50	<0.50	<0.50	<1.0	1,100	280	0.87	<0.50	<0.50	<0.50	<0.50	<250	A01
MW-11	10/25/2012	18.72	7.77	0.00	10.95	<50	<0.50	<0.50	<0.50	<1.0	1,000	590	<0.50	<0.50	<0.50	<0.50	<0.50	<250	A01
MW-11	3/5/2013	18.72	6.47	0.00	12.25	<50	<0.50	<0.50	<0.50	<1.0	750	180	<0.50	<0.50	<0.50	<0.50	<0.50	<250	A01

Note

Analytical results given in micrograms per liter (µg/l) unless otherwise noted

Standard Abbreviations

- < not detected at or above laboratory detection limit
- µg/l micrograms per liter (approx. equivalent to parts per billion, ppb)
- TOC top of casing (surveyed reference elevation)
- MSL relative to mean sea level

Table 2a
Historic Additional Groundwater Analytical Results
Unocal Site 0843
1629 Webster Street, Alameda, California

Well ID	Date Sampled	EC @ 25°C (umhos/cm)	DO (mg/l)	ORP (mV)	Non-Volatile								Total Chromium	Total Recoverable Manganese	Total Recoverable Vanadium	Comments
					Nitrate as NO3 (mg/l)	Sulfate (mg/l)	Ferrous Iron	Organic Compounds (mg/l)	Hexavalent Chromium	Dissolved Chromium	Dissolved Manganese	Dissolved Vanadium				
MW-1	8/4/2011	438	8.8	297.8	24	30	300	1.5	<2.0	<10	2.3	<3.0	99	830	63	A01, A90
MW-1	11/21/2011	378	2.3	310.6	16	23	54 J	1.1	<2.0	1.4 J	0.98 J	<3.0	220	1,100	78	
MW-1	2/2/2012	424	7.6	273.0	20	23	<100	1.2	<2.0	<10	1.4	<3.0	130	920	67	A10, S05
MW-1	5/14/2012	493	7.9	275.5	19	28	<200	1.6	2.1	<10	<1.0	<3.0	60	460	38	A10, S05
MW-1	8/13/2012	445	6.6	332.7	14	25	<100	1.4	<2.0	<10	2.6	<3.0	62	400	33	S05
MW-1	10/25/2012	405	7.8	260.1	13	23	200	1.3	2.6	<10	330	6.7	62	490	42	S05
MW-1	3/5/2013	336	5.3	288.0	10	17	<100	1.2	<2.0	<10	3.6	<3.0	46	350	33	S05
MW-1AR	8/4/2011	371	8.3	305.3	21	28	160	1.5	<2.0	<10	94	<3.0	15	250	9.1	
MW-1AR	11/21/2011	456.2	0.77	305.8	20	28	<100	1.4	<2.0	<10	71	1.1 J	6.7 J	220	3.4	
MW-1AR	2/2/2012	468	7.90	269.1	23	35	<100	1.6	<2.0	<10	110	<3.0	22	290	11	S05
MW-1AR	5/14/2012	474	5.60	286.0	23	33	<100	1.5	<2.0	<10	62	<3.0	16	260	8.0	S05
MW-1AR	8/13/2012	457	6.5	313.5	24	36	<100	1.6	<2.0	<10	150	<3.0	31	320	9.8	S05
MW-1AR	10/25/2012	463	6.6	251.2	23	34	<100	1.7	2.1	<10	270	<3.0	18	290	11	S05
MW-1AR	3/5/2013	410	6.4	283.2	24	32	<100	1.5	<2.0	<10	59	<3.0	<10	87	<3.0	S05
MW-1BR	8/4/2011	437	9.4	310.9	28	27	170	1.3	<2.0	<10	98	<3.0	13	170	7.4	A90
MW-1BR	11/21/2011	481.8	0.89	316.9	28	25	62 J	1.2	<2.0	2.8 J	26	1.7 J	9.6 J	120	4.4	
MW-1BR	2/2/2012	456	7.20	273.1	29	28	<100	1.3	<2.0	<10	40	<3.0	55	400	23	S05
MW-1BR	5/14/2012	443	4.20	287.0	24	24	<100	1.3	2.5	<10	50	<3.0	<10	340	<3.0	S05
MW-1BR	8/13/2012	435	5.8	314.3	30	29	<100	1.3	<2.0	<10	94	<3.0	<10	220	3.1	S05
MW-1BR	10/25/2012	432	5.2	266.5	28	28	<100	1.3	3.1	<10	190	<3.0	13	210	10	S05
MW-1BR	3/5/2013	402	6.7	292.6	29	27	<100	1.2	<2.0	<10	13	<3.0	<10	140	3.3	S05
MW-3	8/4/2011	614	6.1	312.8	--	--	--	--	--	--	--	--	--	--	--	
MW-3	11/21/2011	652.7	1.24	323.1	--	--	--	--	--	--	--	--	--	--	--	
MW-3	2/2/2012	576	6.00	301.8	--	--	--	--	--	--	--	--	--	--	--	S05
MW-3	5/14/2012	624	7.70	296.9	--	--	--	--	--	--	--	--	--	--	--	S05
MW-3	8/13/2012	674	8.0	292.4	--	--	--	--	--	--	--	--	--	--	--	S05
MW-3	10/25/2012	660	6.6	199.1	--	--	--	--	--	--	--	--	--	--	--	S05
MW-3	3/5/2013	653	4.9	319.8	--	--	--	--	--	--	--	--	--	--	--	S05
MW-4	8/4/2011	1,080	9.7	311.5	--	--	--	--	--	--	--	--	--	--	--	
MW-4	11/21/2011	464	4.1	321.8	--	--	--	--	--	--	--	--	--	--	--	
MW-4	2/2/2012	980	7.7	297.7	--	--	--	--	--	--	--	--	--	--	--	S05
MW-4	5/14/2012	1,030	8.7	296.8	--	--	--	--	--	--	--	--	--	--	--	S05
MW-4	8/13/2012	1,110	8.7	305.9	--	--	--	--	--	--	--	--	--	--	--	S05
MW-4	10/25/2012	985	5.3	225.2	--	--	--	--	--	--	--	--	--	--	--	S05
MW-4	3/5/2013	1,080	6.5	320.1	--	--	--	--	--	--	--	--	--	--	--	S05
MW-5	8/4/2011	582	7.1	282.0	--	--	--	--	<2.0	<10	120	--	--	--	--	
MW-5	11/21/2011	616.7	1.78	297.7	--	--	--	--	<2.0	1.7 J	160	--	--	--	--	
MW-5	2/2/2012	620	8.00	236.9	--	--	--	--	<2.0	<10	--	--	72	--	--	S05
MW-5	5/14/2012	612	6.20	307.5	--	--	--	--	<2.0	<10	--	--	52	--	--	S05
MW-5	8/13/2012	628	7.4	321.7	--	--	--	--	<2.0	<10	--	--	85	--	--	S05
MW-5	10/25/2012	616	8.0	231.0	--	--	--	--	<2.0	<10	--	--	77	--	--	S05
MW-5	3/5/2013	570	5.0	323.0	--	--	--	--	<2.0	<10	--	--	37	--	--	S05
MW-6	8/4/2011	484	6.9	316.9	--	--	--	--	<2.0	<10	82	--	--	--	--	A90

Table 2a
Historic Additional Groundwater Analytical Results
Unocal Site 0843
1629 Webster Street, Alameda, California

Well ID	Date Sampled	EC @ 25°C (umhos/cm)	DO (mg/l)	ORP (mV)	Nitrate as		Non-Volatile Organic Compounds					Total Chromium	Total Recoverable Manganese	Total Recoverable Vanadium	Comments	
					NO3 (mg/l)	Sulfate (mg/l)	Ferrous Iron	Hexavalent Chromium	Dissolved Chromium	Dissolved Manganese	Dissolved Vanadium					
MW-6	11/21/2011	560.8	1.12	300.6	--	--	--	<2.0	<10	40	--	--	--	--		
MW-6	2/2/2012	535	6.40	252.9	--	--	--	<2.0	<10	--	--	77	--	--	S05	
MW-6	5/14/2012	525	8.30	312.0	--	--	--	<2.0	<10	--	--	65	--	--	S05	
MW-6	8/13/2012	522	8.9	327.7	--	--	--	<2.0	<10	--	--	49	--	--	S05	
MW-6	10/25/2012	517	8.0	267.9	--	--	--	<2.0	<10	--	--	34	--	--	S05	
MW-6	3/5/2013	528	5.4	323.0	--	--	--	<2.0	<10	--	--	20	--	--	S05	
MW-7	8/4/2011	635	7.8	4.84	4.0	48	3,400	4.0	<2.0	<10	680	<3.0	58	880	36	A01, A90
MW-7	11/21/2011	692.7	1.5	273.9	3.6	41	2,800	3.9	<2.0	<10	670	<3.0	59	790	33	
MW-7	2/2/2012	682	7.1	67.33	4.1	39	1,800	3.6	<2.0	<10	710	<3.0	<10	620	<3.0	S05
MW-7	5/14/2012	690	8.0	72.99	5.1	36	1,700	3.2	<2.0	<10	630	<3.0	21	800	12	S05
MW-7	8/13/2012	681	7.1	251.0	4.3	32	1,200	3.0	<2.0	<10	610	<3.0	22	750	17	A01, S05
MW-7	10/25/2012	692	7.6	41.69	4.5	30	1,500	2.8	<2.0	<10	530	<3.0	13	570	8.9	S05
MW-7	3/5/2013	679	6.1	48.33	4.7	29	540	2.8	<2.0	<10	600	<3.0	<10	520	<3.0	S05
MW-8	8/4/2011	599	7.9	239.7	5.3	48	390	3.1	<2.0	<10	760	<3.0	28	1,000	13	A01, A90
MW-8	11/21/2011	649.00	1.50	283.9	5.3	48	530	3.4	<2.0	<10	660	1.6	30	780	13	
MW-8	2/2/2012	602	7.00	196.2	5.2	47	<100	3.4	<2.0	<10	730	<3.0	<10	800	3.6	S05
MW-8	5/14/2012	587	8.00	102.8	6.3	45	340	3.1	<2.0	<10	630	<3.0	23	680	10	S05
MW-8	8/13/2012	578	7.3	302.9	5.7	38	210	2.8	<2.0	<10	610	<3.0	12	730	12	A01, S05
MW-8	10/25/2012	587	7.0	70.85	4.8	36	600	3.4	<2.0	<10	560	<3.0	16	600	11	S05
MW-8	3/5/2013	533	5.7	216.6	3.7	43	<100	2.7	<2.0	<10	470	<3.0	<10	220	<3.0	S05
MW-9	8/4/2011	629	7.8	333.4	15	45	280	2.3	5.2	<10	45	<3.0	56	660	27	A90
MW-9	11/21/2011	660	2.1	271.1	16.0	38	62 J	1.9	3.8	4.8 J	9.5	1.7 J	83	880	33	
MW-9	2/2/2012	640	6.9	288.1	19	40	<200	2.0	5.2	<10	2.0	<3.0	160	1,500	68	A10, S05
MW-9	5/14/2012	631	4.2	190.8	15	35	<100	2.0	3.3	<10	30	<3.0	34	360	15	S05
MW-9	8/13/2012	621	6.7	319.5	16	39	<100	1.9	<2.0	<10	47	<3.0	39	370	15	S05
MW-9	10/25/2012	616	5.4	171.3	16.0	38	<100	1.9	3.7	<10	240	3.1	20	270	15	S05
MW-9	3/5/2013	573	7.5	264.5	16	38	<100	1.9	<2.0	<10	12	<3.0	<10	37	<3.0	S05
MW-10	8/4/2011	450	7.0	282.4	21	32	390	1.7	6.7	<10	13	<3.0	19	150	6.3	
MW-10	11/21/2011	546.4	1.12	319.1	19	30	<100	1.3	6.4	7.9 J	2.9	1.0 J	13	92	3.1	
MW-10	2/2/2012	535	6.90	297.6	20	34	<100	1.4	10	11	5.3	<3.0	16	62	3.7	S05
MW-10	5/14/2012	538	5.80	219.5	19	34	<100	1.5	11	11	4.9	<3.0	14	41	<3.0	S05
MW-10	8/13/2012	514	6.1	318.2	20	34	<100	1.4	9.4	11	7.1	<3.0	14	35	3.3	S05
MW-10	10/25/2012	512	6.5	243.9	20	34	<100	1.5	10	<10	96.0	<3.0	13	110	4.3	S05
MW-10	3/5/2013	445	3.8	292.9	19	32	<100	1.4	6.5	<10	5.4	<3.0	<10	30	3.1	S05
MW-11	8/4/2011	685	8.0	518.6	9.8	27	210	3.1	<2.0	<10	250	<3.0	<10	980	3.6	A01, A90
MW-11	11/21/2011	765.5	1.3	240.2	6.6	26	<100	2.5	<2.0	<10	370	<3.0	2.7 J	950	2.6 J	
MW-11	2/2/2012	732	6.8	288.8	7.0	29	<100	2.7	<2.0	<10	540	<3.0	<10	830	<3.0	S05
MW-11	5/14/2012	741	5.1	521.5	6.9	30	<100	2.8	<2.0	<10	450	<3.0	<10	760	4.0	S05
MW-11	8/13/2012	708	6.3	497.2	7.9	31	<100	2.4	<2.0	<10	540	<3.0	<10	620	<3.0	S05
MW-11	10/25/2012	717	5.9	264.1	5.2	28	260	3.0	<2.0	<10	570	<3.0	23.00	620	12	S05
MW-11	3/5/2013	716	3.7	307.8	5.9	28	<100	2.7	<2.0	<10	490	3.2	<10	580	<3.0	S05

Note

Analytical results given in micrograms per liter (µg/l) unless otherwise noted

Table 2a
Historic Additional Groundwater Analytical Results
Unocal Site 0843
1629 Webster Street, Alameda, California

Well ID	Date Sampled	EC @ 25°C (umhos/cm)	DO (mg/l)	ORP (mV)	Nitrate as NO3 (mg/l)	Sulfate (mg/l)	Ferrous Iron	Non-Volatile Organic	Hexavalent Chromium	Dissolved Chromium	Dissolved Manganese	Dissolved Vanadium	Total Chromium	Total Recoverable	Total Recoverable	Comments
								Compounds (mg/l)						Manganese	Vanadium	

Standard Abbreviations

- not analyzed, measured, or collected
- < not detected at or above laboratory detection limit
- umhos/cm micromhos per centimeter
- mg/l milligrams per liter (approx. equivalent to parts per million, ppm)
- µg/l micrograms per liter (approx. equivalent to parts per billion, ppb)
- mV millivolts
- EC electrical conductivity
- DO dissolved oxygen
- ORP oxidation reduction potential
- 120.1 EPA Method 120.1 for EC
- SM-4500OG SM-4500OG for DO
- ASTM-D1498 ASTM-D1498 for ORP
- 300.0 EPA Method 300.0 for sulfate and nitrate as NO3
- SM-3500-FeD SM-3500-FeD for ferric iron
- 415.1 EPA Method 415.1 for non-volatile organic compounds
- 7196 EPA Method 7196 for hexavalent chromium
- 6010B EPA Method 6010B for dissolved and total chromium
- 200.8 EPA Method 200.8 for dissolved and total recoverable manganese and vanadium
- A01 PQL's and MDL's are raised due to sample dilution.
- A10 PQL's and MDL's were raised due to matrix interference.
- A90 TPPH does not exhibit a "gasoline" pattern. TPPH is entirely due to MTBE.
- S05 The sample holding time was exceeded.
- PQL practical quantitation limit
- MDL method detection limit

ARCADIS

Attachment A

Field Data Sheets and General Procedures



GETTLER-RYAN INC.



TRANSMITTAL

March 13, 2013
G-R #385600

TO: Ms. Katherine Brandt
Arcadis
2000 Powell Street, 7th Floor
Emeryville, CA 94608

FROM: Deanna L. Harding
Project Coordinator
Gettler-Ryan Inc.
6747 Sierra Court, Suite J
Dublin, California 94568

RE: **Chevron Facility**
#351849/0843
1629 Webster Street
Alameda, California

WE HAVE ENCLOSED THE FOLLOWING:

COPIES	DESCRIPTION
VIA PDF	Groundwater Monitoring and Sampling Data Package First Quarter Event of March 5, 2013

COMMENTS:

Pursuant to your request, we are providing you with copies of the above referenced data for your use.

Please provide us the updated historical data prior to the next monitoring and sampling event for our field use.

Please feel free to contact me if you have any comments/questions.

trans/351646 0752

WELL CONDITION STATUS SHEET

Client/
 Facility #: Chevron #351849 / 0843
 Site Address: 1629 Webster Street
 City: Alameda, CA

Job #: 385600
 Event Date: 3-5-13
 Sampler: AW / AM

1 of 2

WELL ID	Vault Frame Condition	Gasket/O-Ring (M) Missing (R) Replaced	Bolts (M) Missing (R) Replaced	Bolt Flanges B=Broken S=Stripped R=Retap	Apron Condition C=Cracked B=Broken G=Gone	Grout Seal (Deficient) Inches from TOC	Casing (Condition prevents tight cap seal)	REPLACE LOCK Y/N	REPLACE CAP Y/N	WELL VAULT Manufacture/Size/ # of Bolts	Pictures Taken Y/N
Mw-5	OK	→	→	→	→	→	→	N	N	EMCO / 12" / 2	
Mw-6	OK	→	→	→	→	→	→	↓	↓	BL / 8" / 3	
Mw-1	OK	→	→	3s	OK	→	→	↓	↓	↓	
Mw-1AR	OK	→	→	1B	OK	→	→	↓	↓	NORRISON / 8" / 2	
Mw-1BR	OK	→	→	→	→	→	→	↓	↓	↓	
Mw-11	OK	→	→	1B	OK	→	→	↓	↓	↓	

Comments _____

STANDARD OPERATING PROCEDURE - GROUNDWATER SAMPLING

Gettler-Ryan Inc. (GR) field personnel adhere to the following procedures for the collection and handling of groundwater samples prior to analysis by the analytical laboratory. All work is performed in accordance with the GR Health & Safety Plan and all client-specific programs. The scope of work and type of analysis to be performed is determined prior to commencing field work.

Prior to sampling, the presence or absence of free-phase hydrocarbons is determined using an interface probe. Product thickness, if present, is measured to the nearest 0.01 foot and is noted in the field notes. In addition, all depth to water level measurements are collected with a static water level indicator and are also recorded in the field notes, prior to purging and sampling any wells.

After water levels are collected and prior to sampling, if purging is to occur, each well is purged a minimum of three well casing volumes of water using pre-cleaned pumps (stack, peristaltic or Grundfos), or disposable bailers. Temperature, pH and electrical conductivity are measured a minimum of three times during the purging (additional parameters such as dissolved oxygen, oxidation reduction potential, turbidity may also be measured, depending on specific scope of work.). Purging continues until these parameters stabilize.

Groundwater samples are collected using disposable bailers. The water samples are transferred from the bailer into appropriate containers. Pre-preserved containers, supplied by analytical laboratories, are used. When pre-preserved containers are not available, the laboratory is instructed to preserve the sample as appropriate. Duplicate samples are collected for the laboratory to use in maintaining quality assurance/quality control standards, as directed by the scope of work. The samples are labeled to include the job number, sample identification, collection date and time, analysis, preservation (if any), and the sample collector's initials. The water samples are placed in a cooler, maintained at 4°C for transport to the laboratory. Once collected in the field, all samples are maintained under chain of custody until delivered to the laboratory.

The chain of custody document includes the job number, type of preservation, if any, analysis requested, sample identification, date and time collected, and the sample collector's name. The chain of custody is signed and dated (including time of transfer) by each person who receives or surrenders the samples, beginning with the field personnel and ending with the laboratory personnel.

A laboratory supplied trip blank accompanies each sampling set. The trip blank is analyzed for some or all of the same compounds as the groundwater samples.

As requested by Chevron Environmental Management Company, the purge water and decontamination water generated during sampling activities is transported by Clean Harbors Environmental Services to Evergreen Oil located in Newark, California.



GETTLER-RYAN INC.

WELL MONITORING/SAMPLING FIELD DATA SHEET

Client/Facility#: Chevron #351849 / 0843
 Site Address: 1629 Webster Street
 City: Alameda, CA

Job Number: 385600
 Event Date: 3-5-13 (inclusive)
 Sampler: AW/AM

Well ID: MW-1
 Well Diameter: 2 in.
 Total Depth: 20.00 ft.
 Depth to Water: 6.70 ft.
13.30 xVF .17 = 2.26

Date Monitored: 3-5-13

Volume	3/4"= 0.02	1"= 0.04	2"= 0.17	3"= 0.38
Factor (VF)	4"= 0.66	5"= 1.02	6"= 1.50	12"= 5.80

Check if water column is less than 0.50 ft.
 x3 case volume = Estimated Purge Volume: 7.0 gal.

Depth to Water w/ 80% Recharge ((Height of Water Column x 0.20) + DTW): 9.36

Purge Equipment:
 Disposable Bailer
 Stainless Steel Bailer _____
 Stack Pump _____
 Suction Pump _____
 Grundfos _____
 Peristaltic Pump _____
 QED Bladder Pump _____
 Other: _____

Sampling Equipment:
 Disposable Bailer
 Pressure Bailer
 Metal Filters
 Peristaltic Pump _____
 QED Bladder Pump _____
 Other: _____

Time Started:	_____ (2400 hrs)
Time Completed:	_____ (2400 hrs)
Depth to Product:	_____ ft
Depth to Water:	_____ ft
Hydrocarbon Thickness:	_____ ft
Visual Confirmation/Description:	_____
Skimmer / Absorbant Sock (circle one)	_____
Amt Removed from Skimmer:	_____ gal
Amt Removed from Well:	_____ gal
Water Removed:	_____ gal
Product Transferred to:	_____

Start Time (purge): 0935 Weather Conditions: Cloudy
 Sample Time/Date: 1020 / 3-5-13 Water Color: Cloudy Odor: Y
 Approx. Flow Rate: - gpm. Sediment Description: Cloudy
 Did well de-water? N If yes, Time: - Volume: - gal. DTW @ Sampling: 8.55

Time (2400 hr.)	Volume (gal.)	pH	Conductivity (µmhos/cm - µS)	Temperature (°C / F)	D.O. (mg/L)	ORP (mV)
<u>0942</u>	<u>2.5</u>	<u>7.16</u>	<u>0.29</u>	<u>12-8</u>	PRE: <u>1.1</u>	PRE: <u>102</u>
<u>0950</u>	<u>5.0</u>	<u>7.24</u>	<u>0.35</u>	<u>13.1</u>		
<u>0958</u>	<u>7.0</u>	<u>7.31</u>	<u>0.44</u>	<u>13.0</u>	POST: <u>1.3</u>	POST: <u>66</u>

LABORATORY INFORMATION

SAMPLE ID	(#) CONTAINER	REFRIG.	PRESERV. TYPE	LABORATORY	ANALYSES
MW-1	6 x vovial	YES	HCL	BC LABS	TPH-GRO(8015)/BTEX+MTBE(8260)/TBA/TAME/ETBE/ DIPE/EDB/EDC(8260)/ETHANOL(8260)
			ILNP.		SPECIFIC CONDUCTANCE(120.1)/D.O.(SM20 4500-O)
			2 x 1L NP Amber -		ORP (ASTM D1948)
			1 500mL HNO3		TOTAL MANGANESE(200.8)/TOTAL CHROMIUM(6010)/ TOTAL VANADIUM(200.8)
			1 x 500ml HCl		FERROUS IRON (SM20 3500 Fe D)
			1500ml H2SO4 Amber		TOC (415.1)
					HEXAVALENT CHROMIUM(7196)/ DISSOLVED CHROMIUM (6010)
					TOTAL CHROMIUM(6010)
			1 500mL NP		NITRATE/SULFATE(300.0)/HEXAVALENT CHROMIUM
			1 500ml HNO3		DISSOLVED MANGANESE(200.8)/DISSOLVED CHROMIUM(6010)/DISSOLVED VANADIUM(200.8)

COMMENTS: total 14



GETTLER-RYAN INC.

WELL MONITORING/SAMPLING FIELD DATA SHEET

Client/Facility#: Chevron #351849 / 0843 Job Number: 385600
 Site Address: 1629 Webster Street Event Date: 3-5-13 (inclusive)
 City: Alameda, CA Sampler: Aw/AM

Well ID: MW-1AR Date Monitored: 3-5-13
 Well Diameter: 2 in.
 Total Depth: 29.75 ft.
 Depth to Water: 6.92 ft. Check if water column is less than 0.50 ft.
22.83 xVF .17 = 3.88 x3 case volume = Estimated Purge Volume: 12.0 gal.
 Depth to Water w/ 80% Recharge ((Height of Water Column x 0.20) + DTW): 11.48

Volume	3/4"= 0.02	1"= 0.04	2"= 0.17	3"= 0.38
Factor (VF)	4"= 0.66	5"= 1.02	6"= 1.50	12"= 5.80

Purge Equipment:
 Disposable Bailer _____
 Stainless Steel Bailer _____
 Stack Pump _____
 Suction Pump _____
 Grundfos _____
 Peristaltic Pump _____
 QED Bladder Pump _____
 Other: _____

Sampling Equipment:
 Disposable Bailer _____
 Pressure Bailer _____
 Metal Filters _____
 Peristaltic Pump _____
 QED Bladder Pump _____
 Other: _____

Time Started: _____ (2400 hrs)
 Time Completed: _____ (2400 hrs)
 Depth to Product: _____ ft
 Depth to Water: _____ ft
 Hydrocarbon Thickness: _____ ft
 Visual Confirmation/Description: _____
 Skimmer / Absorbant Sock (circle one)
 Amt Removed from Skimmer: _____ gal
 Amt Removed from Well: _____ gal
 Water Removed: _____
 Product Transferred to: _____

Start Time (purge): 1030 Weather Conditions: Cloudy
 Sample Time/Date: 1110 / 3-5-13 Water Color: Cloudy Odor: Y / N
 Approx. Flow Rate: 1.0 gpm. Sediment Description: Cloudy
 Did well de-water? N If yes, Time: _____ Volume: _____ gal. DTW @ Sampling: 7.89

Time (2400 hr.)	Volume (gal.)	pH	Conductivity (µmhos/cm - µS)	Temperature (° F)	D.O. (mg/L)	ORP (mV)
<u>1034</u>	<u>4.0</u>	<u>7.01</u>	<u>0.39</u>	<u>14.3</u>	<u>PRE: 1.2</u>	<u>PRE: 94</u>
<u>1038</u>	<u>8.0</u>	<u>7.06</u>	<u>0.46</u>	<u>14.6</u>		
<u>1042</u>	<u>12.0</u>	<u>7.09</u>	<u>0.50</u>	<u>14.9</u>	<u>POST: 1.3</u>	<u>POST: 106</u>

LABORATORY INFORMATION

SAMPLE ID	(#) CONTAINER	REFRIG.	PRESERV. TYPE	LABORATORY	ANALYSES
<u>MW-1AR</u>	<u>6</u> x voa vial	<u>YES</u>	<u>HCL</u>	<u>BC LABS</u>	<u>TPH-GRO(8015)/BTEX+MTBE(8260)/TBA/TAME/ETBE/</u> <u>DIPE/EDB/EDC(8260)/ETHANOL(8260)</u>
			<u>1 L NP</u>		<u>SPECIFIC CONDUCTANCE(120.1)/D.O.(SM20 4500-O)</u>
			<u>2 x 1L NP Amber</u>		<u>ORP (ASTM D1948)</u>
			<u>1 x 500ml HNO3</u>		<u>TOTAL MANGANESE(200.8)/TOTAL CHROMIUM(6010)/</u> <u>TOTAL VANADIUM(200.8)</u>
			<u>1 x 500ml HCl</u>		<u>FERROUS IRON (SM20 3500 Fe D)</u>
			<u>1 x 500 H2SO4</u>		<u>TOC (415.1)</u>
					<u>HEXAVALENT CHROMIUM(7196)/</u> <u>DISSOLVED CHROMIUM (6010)</u>
			<u>1.500ml NP</u>		<u>TOTAL CHROMIUM(6010)</u>
					<u>NITRATE/SULFATE(300.0)/HEXAVALENT CHROMIUM</u>
			<u>1.500ml HNO3</u>		<u>DISSOLVED MANGANESE(200.8)/DISSOLVED</u> <u>CHROMIUM(6010)/DISSOLVED VANADIUM(200.8)</u>

COMMENTS: total 14



GETTLER-RYAN INC.

WELL MONITORING/SAMPLING FIELD DATA SHEET

Client/Facility#: Chevron #351849 / 0843 Job Number: 385600
 Site Address: 1629 Webster Street Event Date: 3-5-13 (inclusive)
 City: Alameda, CA Sampler: AW

Well ID: MW-1 BR Date Monitored: 3-5-13
 Well Diameter: 2 in.
 Total Depth: 34.48 ft.
 Depth to Water: 6.89 ft. Check if water column is less than 0.50 ft.
 Depth to Water w/ 80% Recharge [(Height of Water Column x 0.20) + DTW]: 12.40
 $27.59 \times VF .17 = 4.69 \times 3 \text{ case volume} = \text{Estimated Purge Volume: } 14.0 \text{ gal.}$

Volume	3/4"= 0.02	1"= 0.04	2"= 0.17	3"= 0.38
Factor (VF)	4"= 0.66	5"= 1.02	6"= 1.50	12"= 5.80

Purge Equipment:
 Disposable Bailer _____
 Stainless Steel Bailer _____
 Stack Pump _____
 Suction Pump _____
 Grundfos _____
 Peristaltic Pump _____
 QED Bladder Pump _____
 Other: _____

Sampling Equipment:
 Disposable Bailer _____
 Pressure Bailer _____
 Metal Filters _____
 Peristaltic Pump _____
 QED Bladder Pump _____
 Other: _____

Time Started: _____ (2400 hrs)
 Time Completed: _____ (2400 hrs)
 Depth to Product: _____ ft
 Depth to Water: _____ ft
 Hydrocarbon Thickness: _____ ft
 Visual Confirmation/Description: _____
 Skimmer / Absorbant Sock (circle one)
 Amt Removed from Skimmer: _____ gal
 Amt Removed from Well: _____ gal
 Water Removed: _____
 Product Transferred to: _____

Start Time (purge): 1120 Weather Conditions: Sunny
 Sample Time/Date: 1200 / 3-5-13 Water Color: Cloudy Odor: Y 10
 Approx. Flow Rate: 1.0 gpm. Sediment Description: Cloudy
 Did well de-water? N If yes, Time: _____ Volume: _____ gal. DTW @ Sampling: 8.85

Time (2400 hr.)	Volume (gal.)	pH	Conductivity (µmhos/cm - µS)	Temperature (° F)	D.O. (mg/L)	ORP (mV)
<u>1125</u>	<u>5.0</u>	<u>7.18</u>	<u>0.37</u>	<u>14.1</u>	PRE: <u>1.3</u>	PRE: <u>76</u>
<u>1130</u>	<u>10.0</u>	<u>7.24</u>	<u>0.44</u>	<u>14.3</u>		
<u>1134</u>	<u>14.0</u>	<u>7.30</u>	<u>0.50</u>	<u>14.6</u>	POST: <u>1.4</u>	POST: <u>93</u>

LABORATORY INFORMATION

SAMPLE ID	(#) CONTAINER	REFRIG.	PRESERV. TYPE	LABORATORY	ANALYSES
<u>MW-1 BR</u>	<u>6</u> x vov vial	<u>YES</u>	<u>HCL</u>	<u>BC LABS</u>	<u>TPH-GRO(8015)/BTEX+MTBE(8260)/TBA/TAME/ETBE/DIPE/EDB/EDC(8260)/ETHANOL(8260)</u>
			<u>1L NP</u>		<u>SPECIFIC CONDUCTANCE(120.1)/D.O.(SM20 4500-O)</u>
			<u>2 x 1L NP Amber</u>		<u>ORP (ASTM D1948)</u>
			<u>1 x 500ml</u>	<u>HWO3</u>	<u>TOTAL MANGANESE(200.8)/TOTAL CHROMIUM(6010)/TOTAL VANADIUM(200.8)</u>
			<u>1x500 ml</u>	<u>HCL</u>	<u>FEROUS IRON (SM20 3500 Fe D)</u>
			<u>1 x 500ml</u>	<u>H2SO4</u>	<u>TOC (415.1)</u>
					<u>HEXAVALENT CHROMIUM(7196)/DISSOLVED CHROMIUM (6010)</u>
					<u>TOTAL CHROMIUM(6010)</u>
			<u>1 - 500ml</u>	<u>NP</u>	<u>NITRATE/SULFATE(300.0)/HEXAVALENT CHROMIUM</u>
			<u>1 - 500ml</u>	<u>HWO3</u>	<u>DISSOLVED MANGANESE(200.8)/DISSOLVED CHROMIUM(6010)/DISSOLVED VANADIUM(200.8)</u>

COMMENTS: total 14



GETTLER-RYAN INC.

WELL MONITORING/SAMPLING FIELD DATA SHEET

Client/Facility#: Chevron #351849 / 0843 Job Number: 385600
 Site Address: 1629 Webster Street Event Date: 3.5.13 (inclusive)
 City: Alameda, CA Sampler: FR & AM

Well ID: MW-3 Date Monitored: 3.5.13
 Well Diameter: 2 in.
 Total Depth: 19.83 ft.
 Depth to Water: 5.98 ft. Check if water column is less than 0.50 ft.
13.85 xVF .17 = 2.35 x3 case volume = Estimated Purge Volume: 7.0 gal.
 Depth to Water w/ 80% Recharge [(Height of Water Column x 0.20) + DTW]: 8.75

Volume	3/4"= 0.02	1"= 0.04	2"= 0.17	3"= 0.38
Factor (VF)	4"= 0.66	5"= 1.02	6"= 1.50	12"= 5.80

Purge Equipment:
 Disposable Bailer
 Stainless Steel Bailer _____
 Stack Pump _____
 Suction Pump _____
 Grundfos _____
 Peristaltic Pump _____
 QED Bladder Pump _____
 Other: _____

Sampling Equipment:
 Disposable Bailer
 Pressure Bailer _____
 Metal Filters _____
 Peristaltic Pump _____
 QED Bladder Pump _____
 Other: _____

Time Started: _____ (2400 hrs)
 Time Completed: _____ (2400 hrs)
 Depth to Product: _____ ft
 Depth to Water: _____ ft
 Hydrocarbon Thickness: _____ ft
 Visual Confirmation/Description: _____
 Skimmer / Absorbent Sock (circle one)
 Amt Removed from Skimmer: _____ gal
 Amt Removed from Well: _____ gal
 Water Removed: _____
 Product Transferred to: _____

Start Time (purge): 1040 Weather Conditions: SUNNY / CLOUDY
 Sample Time/Date: 1110 / 3.5.13 Water Color: LT. BRN. Odor: Y / 0
 Approx. Flow Rate: _____ gpm. Sediment Description: S. SILTY
 Did well de-water? No If yes, Time: _____ Volume: _____ gal. DTW @ Sampling: 6.07

Time (2400 hr.)	Volume (gal.)	pH	Conductivity (µmhos/cm - µS)	Temperature (C / F)	D.O. (mg/L)	ORP (mV)
<u>1045</u>	<u>2.5</u>	<u>7.24</u>	<u>645</u>	<u>18.4</u>	PRE: <u>1.9</u>	PRE: <u>121</u>
<u>1050</u>	<u>5.0</u>	<u>7.23</u>	<u>640</u>	<u>18.3</u>		
<u>1055</u>	<u>7.0</u>	<u>7.21</u>	<u>636</u>	<u>18.1</u>	POST: <u>1.8</u>	POST: <u>126</u>

LABORATORY INFORMATION

SAMPLE ID	(#) CONTAINER	REFRIG.	PRESERV. TYPE	LABORATORY	ANALYSES
<u>MW-3</u>	<u>6 x vov vial</u>	<u>YES</u>	<u>HCL</u>	<u>BC LABS</u>	<u>TPH-GRO(8015)/BTEX+MTBE(8260)/TBA/TAME/ETBE/</u> <u>DIPE/EDB/EDC(8260)/ETHANOL(8260)</u>
	<u>1 x 1Lm POLY</u>	<u>Y</u>	<u>NO</u>	<u>"</u>	<u>SPECIFIC CONDUCTANCE(120.1)/D.O.(SM20 4500-O)</u>
	<u>2 x 1Lm 4mcm</u>		<u>NO</u>	<u>"</u>	<u>ORP (ASTM D1948)</u>
					<u>TOTAL MANGANESE(200.8)/TOTAL CHROMIUM(6010)</u> <u>TOTAL VANADIUM(200.8)</u>
					<u>FERROUS IRON (SM20 3500 Fe D)</u>
					<u>TOC (415.1)</u>
					<u>HEXAVALENT CHROMIUM(7196)/</u> <u>DISSOLVED CHROMIUM (6010)</u>
					<u>TOTAL CHROMIUM(6010)</u>
					<u>NITRATE/SULFATE(300.0)/HEXAVALENT CHROMIUM</u>
					<u>DISSOLVED MANGANESE(200.8)/DISSOLVED</u> <u>CHROMIUM(6010)/DISSOLVED VANADIUM(200.8)</u>

COMMENTS: total - 9 MOUNSON 8" (2SF)



GETTLER-RYAN INC.

WELL MONITORING/SAMPLING FIELD DATA SHEET

Client/Facility#: Chevron #351849 / 0843
 Site Address: 1629 Webster Street
 City: Alameda, CA

Job Number: 385600
 Event Date: 3.5.13 (inclusive)
 Sampler: FR & AM

Well ID: MW-4
 Well Diameter: 2 in.
 Total Depth: 16.57 ft.
 Depth to Water: 5.88 ft.
10.69 xVF .17 = 1.81

Date Monitored: 3.15.13

Volume	3/4"= 0.02	1"= 0.04	2"= 0.17	3"= 0.38
Factor (VF)	4"= 0.66	5"= 1.02	6"= 1.50	12"= 5.80

Check if water column is less than 0.50 ft.
 x3 case volume = Estimated Purge Volume: 5.0 gal.

Depth to Water w/ 80% Recharge [(Height of Water Column x 0.20) + DTW]: 8.01

Purge Equipment:
 Disposable Bailer
 Stainless Steel Bailer _____
 Stack Pump _____
 Suction Pump _____
 Grundfos _____
 Peristaltic Pump _____
 QED Bladder Pump _____
 Other: _____

Sampling Equipment:
 Disposable Bailer
 Pressure Bailer _____
 Metal Filters _____
 Peristaltic Pump _____
 QED Bladder Pump _____
 Other: _____

Time Started: _____ (2400 hrs)
 Time Completed: _____ (2400 hrs)
 Depth to Product: _____ ft
 Depth to Water: _____ ft
 Hydrocarbon Thickness: _____ ft
 Visual Confirmation/Description: _____
 Skimmer / Absorbent Sock (circle one) _____
 Amt Removed from Skimmer: _____ gal
 Amt Removed from Well: _____ gal
 Water Removed: _____
 Product Transferred to: _____

Start Time (purge): 1130 Weather Conditions: Cloudy / Sunny
 Sample Time/Date: 1200 13.5.13 Water Color: Brown Odor: Y / N
 Approx. Flow Rate: _____ gpm. Sediment Description: S. Silty
 Did well de-water? No If yes, Time: _____ Volume: _____ gal. DTW @ Sampling: 5.93

Time (2400 hr.)	Volume (gal.)	pH	Conductivity (µmhos/cm) <u>US</u>	Temperature (°C / F)	D.O. (mg/L)	ORP (mV)
<u>1134</u>	<u>1.5</u>	<u>7.48</u>	<u>671</u>	<u>17.3</u>	<u>PRE: 2.6</u>	<u>PRE: 122</u>
<u>1138</u>	<u>3.0</u>	<u>7.45</u>	<u>668</u>	<u>17.6</u>		
<u>1142</u>	<u>5.0</u>	<u>7.43</u>	<u>665</u>	<u>18.0</u>	<u>POST: 2.5</u>	<u>POST: 130</u>

LABORATORY INFORMATION

SAMPLE ID	(#) CONTAINER	REFRIG.	PRESERV. TYPE	LABORATORY	ANALYSES
<u>MW-4</u>	<u>6</u> x vov vial	<u>YES</u>	<u>HCL</u>	<u>BC LABS</u>	<u>TPH-GRO(8015)/BTEX+MTBE(8260)/TBA/TAME/ETBE/DIPE/EDB/EDC(8260)/ETHANOL(8260)</u>
	<u>1 x 4oz POLY</u>	<u>Y</u>	<u>NP</u>	<u>"</u>	<u>SPECIFIC CONDUCTANCE(120.1)/D.O.(SM20 4500-O)</u>
	<u>2 x 1oz Amber</u>	<u>Y</u>	<u>NP</u>	<u>"</u>	<u>ORP (ASTM D1948)</u>
					<u>TOTAL MANGANESE(200.8)/TOTAL CHROMIUM(6010)/TOTAL VANADIUM(200.8)</u>
					<u>FERROUS IRON (SM20 3500 Fe D)</u>
					<u>TOC (415.1)</u>
					<u>HEXAVALENT CHROMIUM(7196)/DISSOLVED CHROMIUM (6010)</u>
					<u>TOTAL CHROMIUM(6010)</u>
					<u>NITRATE/SULFATE(300.0)/HEXAVALENT CHROMIUM</u>
					<u>DISSOLVED MANGANESE(200.8)/DISSOLVED CHROMIUM(6010)/DISSOLVED VANADIUM(200.8)</u>

COMMENTS: total - 9 Boys L. 8" OL



GETTLER-RYAN INC.

WELL MONITORING/SAMPLING FIELD DATA SHEET

Client/Facility#: Chevron #351849 / 0843
 Site Address: 1629 Webster Street
 City: Alameda, CA

Job Number: 385600
 Event Date: 3-5-13 (inclusive)
 Sampler: AW / AM

Well ID: MW-5
 Well Diameter: 2 in.
 Total Depth: 20.28 ft.
 Depth to Water: 5.50 ft.

Date Monitored: 3-5-13

Volume	3/4" = 0.02	1" = 0.04	2" = 0.17	3" = 0.38
Factor (VF)	4" = 0.66	5" = 1.02	6" = 1.50	12" = 5.80

Check if water column is less than 0.50 ft.

Depth to Water w/ 80% Recharge ((Height of Water Column x 0.20) + DTW): 8.45
 $14.78 \times VF .17 = 2.51$ x3 case volume = Estimated Purge Volume: 7.5 gal.

Purge Equipment:
 Disposable Bailer
 Stainless Steel Bailer _____
 Stack Pump _____
 Suction Pump _____
 Grundfos _____
 Peristaltic Pump _____
 QED Bladder Pump _____
 Other: _____

Sampling Equipment:
 Disposable Bailer
 Pressure Bailer _____
 Metal Filters _____
 Peristaltic Pump _____
 QED Bladder Pump _____
 Other: _____

Time Started: _____ (2400 hrs)
 Time Completed: _____ (2400 hrs)
 Depth to Product: _____ ft
 Depth to Water: _____ ft
 Hydrocarbon Thickness: _____ ft
 Visual Confirmation/Description: _____
 Skimmer / Absorbant Sock (circle one)
 Amt Removed from Skimmer: _____ gal
 Amt Removed from Well: _____ gal
 Water Removed: _____
 Product Transferred to: _____

Start Time (purge): 0745 Weather Conditions: Sunny
 Sample Time/Date: 0820 / 3-5-13 Water Color: Cloudy Odor: Y 10
 Approx. Flow Rate: _____ gpm. Sediment Description: Cloudy
 Did well de-water? N If yes, Time: _____ Volume: _____ gal. DTW @ Sampling: 7.14

Time (2400 hr.)	Volume (gal.)	pH	Conductivity (µmhos/cm - µS)	Temperature (° / F)	D.O. (mg/L)	ORP (mV)
<u>0750</u>	<u>2.5</u>	<u>7.54</u>	<u>0.58</u>	<u>13.5</u>	PRE: <u>1.1</u>	PRE: <u>126</u>
<u>0755</u>	<u>5.0</u>	<u>7.29</u>	<u>0.67</u>	<u>13.8</u>		
<u>0800</u>	<u>7.5</u>	<u>7.21</u>	<u>0.72</u>	<u>14.0</u>	POST: <u>1.3</u>	POST: <u>134</u>

LABORATORY INFORMATION

SAMPLE ID	(#) CONTAINER	REFRIG.	PRESERV. TYPE	LABORATORY	ANALYSES
<u>MW-5</u>	<u>6</u> x voa vial	<u>YES</u>	<u>HCL</u>	<u>BC LABS</u>	TPH-GRO(8015)/BTEX+MTBE(8260)/TBA/TAME/ETBE/ DIPE/EDB/EDC(8260)/ETHANOL(8260)
			<u>1L NP</u>		SPECIFIC CONDUCTANCE(120.1)/D.O.(SM20 4500-O)
			<u>2 1L NP Amber</u>		ORP (ASTM D1948)
					TOTAL MANGANESE(200.8)/TOTAL CHROMIUM(6010)/ TOTAL VANADIUM(200.8)
					FERROUS IRON (SM20 3500 Fe D)
					TOC (415.1)
			<u>1500ml NP</u>		HEXAVALENT CHROMIUM(7196)/ DISSOLVED CHROMIUM (6010)
			<u>1500ml HNO3</u>		TOTAL CHROMIUM(6010)
					NITRATE/SULFATE(300.0)/HEXAVALENT CHROMIUM
					DISSOLVED MANGANESE(200.8)/DISSOLVED CHROMIUM(6010)/DISSOLVED VANADIUM(200.8)

COMMENTS: Total, 11 containers. Emco/12/12-0K

Add/Replaced Gasket: _____ Add/Replaced Bolt: _____ Add/Replaced Lock: _____ Add/Replaced Plug: _____



GETTLER-RYAN INC.

WELL MONITORING/SAMPLING FIELD DATA SHEET

Client/Facility#: Chevron #351849 / 0843
 Site Address: 1629 Webster Street
 City: Alameda, CA

Job Number: 385600
 Event Date: 3-5-13 (inclusive)
 Sampler: AW/AM

Well ID: MW-6
 Well Diameter: 2 in.
 Total Depth: 20.15 ft.
 Depth to Water: 5.57 ft.
14.58 xVF .17 = 2.47

Date Monitored: 3-5-13

Volume	3/4"= 0.02	1"= 0.04	2"= 0.17	3"= 0.38
Factor (VF)	4"= 0.66	5"= 1.02	6"= 1.50	12"= 5.80

Check if water column is less than 0.50 ft.
 x3 case volume = Estimated Purge Volume: 7.5 gal.

Depth to Water w/ 80% Recharge [(Height of Water Column x 0.20) + DTW]: 8.48

Purge Equipment:

Disposable Bailer
 Stainless Steel Bailer _____
 Stack Pump _____
 Suction Pump _____
 Grundfos _____
 Peristaltic Pump _____
 QED Bladder Pump _____
 Other: _____

Sampling Equipment:

Disposable Bailer
 Pressure Bailer _____
 Metal Filters _____
 Peristaltic Pump _____
 QED Bladder Pump _____
 Other: _____

Time Started: _____ (2400 hrs)
 Time Completed: _____ (2400 hrs)
 Depth to Product: _____ ft
 Depth to Water: _____ ft
 Hydrocarbon Thickness: _____ ft
 Visual Confirmation/Description: _____
 Skimmer / Absorbant Sock (circle one)
 Amt Removed from Skimmer: _____ gal
 Amt Removed from Well: _____ gal
 Water Removed: _____
 Product Transferred to: _____

Start Time (purge): 0840 Weather Conditions: Sunny
 Sample Time/Date: 0920 / 3-5-13 Water Color: cloudy Odor: Y10
 Approx. Flow Rate: _____ gpm. Sediment Description: cloudy
 Did well de-water? N If yes, Time: _____ Volume: _____ gal. DTW @ Sampling: 7.22

Time (2400 hr.)	Volume (gal.)	pH	Conductivity (µmhos/cm - ^{MS} DS)	Temperature (C/ F)	D.O. (mg/L)	ORP (mV)
<u>0846</u>	<u>2.5</u>	<u>7.31</u>	<u>0.52</u>	<u>14.0</u>	<u>PRE: 0.9</u>	<u>PRE: 121</u>
<u>0852</u>	<u>5.0</u>	<u>7.34</u>	<u>0.54</u>	<u>14.3</u>		
<u>0900</u>	<u>7.5</u>	<u>7.37</u>	<u>0.58</u>	<u>14.7</u>	<u>POST: 1.2</u>	<u>POST: 99</u>

LABORATORY INFORMATION

SAMPLE ID	(#) CONTAINER	REFRIG.	PRESERV. TYPE	LABORATORY	ANALYSES
<u>MW-6</u>	<u>6</u> x voa vial	<u>YES</u>	<u>HCL</u>	<u>BC LABS</u>	<u>TPH-GRO(8015)/BTEX+MTBE(8260)/TBA/TAME/ETBE/DIPE/EDB/EDC(8260)/ETHANOL(8260)</u>
			<u>1L NP</u>		<u>SPECIFIC CONDUCTANCE(120.1)/D.O.(SM20 4500-O)</u>
			<u>2 x 1L NP Amber</u>		<u>ORP (ASTM D1948)</u>
					<u>TOTAL MANGANESE(200.8)/TOTAL CHROMIUM(6010)/TOTAL VANADIUM(200.8)</u>
					<u>FERROUS IRON (SM20 3500 Fe D)</u>
					<u>TOC (415.1)</u>
			<u>1 x 500ml NP</u>		<u>HEXAVALENT CHROMIUM(7196)/DISSOLVED CHROMIUM (6010)</u>
			<u>1 x 500ml HNO3</u>		<u>TOTAL CHROMIUM(6010)</u>
					<u>NITRATE/SULFATE(300.0)/HEXAVALENT CHROMIUM</u>
					<u>DISSOLVED MANGANESE(200.8)/DISSOLVED CHROMIUM(6010)/DISSOLVED VANADIUM(200.8)</u>

COMMENTS: total 11 containers. BL/8/13-OK



GETTLER-RYAN INC.

WELL MONITORING/SAMPLING FIELD DATA SHEET

Client/Facility#: Chevron #351849 / 0843
 Site Address: 1629 Webster Street
 City: Alameda, CA

Job Number: 385600
 Event Date: 03-05-13 (inclusive)
 Sampler: AM / FT

Well ID: MW-7
 Well Diameter: 2 in.
 Total Depth: 29.11 ft.
 Depth to Water: 6.02 ft.

Date Monitored: _____

Volume	3/4"= 0.02	1"= 0.04	2"= 0.17	3"= 0.38
Factor (VF)	4"= 0.66	5"= 1.02	6"= 1.50	12"= 5.80

Check if water column is less than 0.50 ft.

23.09 xVF .17 = 3.92 x3 case volume = Estimated Purge Volume: 12.0 gal.

Depth to Water w/ 80% Recharge [(Height of Water Column x 0.20) + DTW]: 10.63

Purge Equipment:

Disposable Bailer
 Stainless Steel Bailer _____
 Stack Pump _____
 Suction Pump _____
 Grundfos _____
 Peristaltic Pump _____
 QED Bladder Pump _____
 Other: _____

Sampling Equipment:

Disposable Bailer
 Pressure Bailer _____
 Metal Filters _____
 Peristaltic Pump _____
 QED Bladder Pump _____
 Other: _____

Time Started:	_____ (2400 hrs)
Time Completed:	_____ (2400 hrs)
Depth to Product:	_____ ft
Depth to Water:	_____ ft
Hydrocarbon Thickness:	_____ ft
Visual Confirmation/Description:	_____
Skimmer / Absorbent Sock (circle one)	_____
Amt Removed from Skimmer:	_____ gal
Amt Removed from Well:	_____ gal
Water Removed:	_____ gal
Product Transferred to:	_____

Start Time (purge): 1000
 Sample Time/Date: 1020 / 03-05-13
 Approx. Flow Rate: 2.0 gpm.
 Did well de-water? NO If yes, Time: _____

Weather Conditions: CLOUDY / SUNNY
 Water Color: CLEAR Odor: ① N STRONG
 Sediment Description: _____
 Volume: _____ gal. DTW @ Sampling: 6.26

Time (2400 hr.)	Volume (gal.)	pH	Conductivity (µmhos/cm - US)	Temperature (° / F)	D.O. (mg/L)	ORP (mV)
<u>1002</u>	<u>4</u>	<u>7.19</u>	<u>875</u>	<u>18.3</u>	<u>PRE: .90</u>	<u>PRE: -90</u>
<u>1004</u>	<u>8</u>	<u>7.16</u>	<u>871</u>	<u>18.0</u>		
<u>1006</u>	<u>12</u>	<u>7.14</u>	<u>868</u>	<u>17.7</u>	<u>POST: 1.1</u>	<u>POST: -80</u>

LABORATORY INFORMATION

SAMPLE ID	(#) CONTAINER	REFRIG.	PRESERV. TYPE	LABORATORY	ANALYSES
<u>MW-7</u>	<u>6 x vov vial</u>	<u>YES</u>	<u>HCL</u>	<u>BC LABS</u>	<u>TPH-GRO(8015)/BTEX+MTBE(8260)/TBA/TAME/ETBE/</u> <u>DIPE/EDB/EDC(8260)/ETHANOL(8260)</u>
	<u>1 x 100 POLY</u>	<u>Y</u>	<u>NP</u>	<u>"</u>	<u>SPECIFIC CONDUCTANCE(120.1)/D.O.(SM20 4500-O)</u>
	<u>2 x 15 AMBER</u>	<u>Y</u>	<u>NO</u>	<u>"</u>	<u>ORP (ASTM D1948)</u>
<u>500ML</u>	<u>1000 POLY</u>	<u>Y</u>	<u>HP03</u>	<u>"</u>	<u>TOTAL MANGANESE(200.8)/TOTAL CHROMIUM(6010)/</u> <u>TOTAL VANADIUM(200.8)</u>
	<u>1 500ml Amber</u>	<u>Y</u>	<u>HCL</u>	<u>"</u>	<u>FERROUS IRON (SM20 3500 Fe D)</u>
	<u>1 500ml Amber</u>	<u>Y</u>	<u>H2SO4</u>	<u>"</u>	<u>TOC (415.1)</u>
					<u>HEXAVALENT CHROMIUM(7196)/</u> <u>DISSOLVED CHROMIUM (6010)</u>
					<u>TOTAL CHROMIUM(6010)</u>
	<u>1 500ml POLY</u>	<u>Y</u>	<u>NO</u>	<u>"</u>	<u>NITRATE/SULFATE(300.0)/HEXAVALENT CHROMIUM</u>
	<u>1 500ml POLY</u>	<u>Y</u>	<u>HN03</u>	<u>"</u>	<u>DISSOLVED MANGANESE(200.8)/DISSOLVED</u> <u>CHROMIUM(6010)/DISSOLVED VANADIUM(200.8)</u>

COMMENTS: 14 TOTAL
MOUNDSON 8" OIL



GETTLER-RYAN INC.

WELL MONITORING/SAMPLING FIELD DATA SHEET

Client/Facility#: Chevron #351849 / 0843 Job Number: 385600
 Site Address: 1629 Webster Street Event Date: 3.5.13 (inclusive)
 City: Alameda, CA Sampler: FR

Well ID: MW-8 Date Monitored: 3.5.13
 Well Diameter: 2 in.
 Total Depth: 29.55 ft.
 Depth to Water: 6.15 ft. Check if water column is less than 0.50 ft.
23.40 xVF .17 = 3.97 x3 case volume = Estimated Purge Volume: 12.0 gal.
 Depth to Water w/ 80% Recharge [(Height of Water Column x 0.20) + DTW]: 10.83

Volume	3/4" = 0.02	1" = 0.04	2" = 0.17	3" = 0.38
Factor (VF)	4" = 0.66	5" = 1.02	6" = 1.50	12" = 5.80

Purge Equipment:

Disposable Bailer _____
 Stainless Steel Bailer _____
 Stack Pump _____
 Suction Pump _____
 Grundfos _____
 Peristaltic Pump _____
 QED Bladder Pump _____
 Other: _____

Sampling Equipment:

Disposable Bailer _____
 Pressure Bailer _____
 Metal Filters _____
 Peristaltic Pump _____
 QED Bladder Pump _____
 Other: _____

Time Started:	_____ (2400 hrs)
Time Completed:	_____ (2400 hrs)
Depth to Product:	_____ ft
Depth to Water:	_____ ft
Hydrocarbon Thickness:	_____ ft
Visual Confirmation/Description:	_____
Skimmer / Absorbent Sock (circle one)	_____
Amt Removed from Skimmer:	_____ gal
Amt Removed from Well:	_____ gal
Water Removed:	_____
Product Transferred to:	_____

Start Time (purge): 0745 Weather Conditions: CLOUDY
 Sample Time/Date: 0810 3.5.13 Water Color: CLEAR Odor: Y / 0
 Approx. Flow Rate: = 2.0 gpm. Sediment Description: NONE
 Did well de-water? NO If yes, Time: _____ Volume: _____ gal. DTW @ Sampling: 6.22

Time (2400 hr.)	Volume (gal.)	pH	Conductivity (µmhos/cm) <u>µS</u>	Temperature (° / F)	D.O. (mg/L)	ORP (mV)
<u>0747</u>	<u>4.0</u>	<u>7.31</u>	<u>662</u>	<u>17.6</u>	<u>PRE: 1.4</u>	<u>PRE: 123</u>
<u>0749</u>	<u>8.0</u>	<u>7.29</u>	<u>659</u>	<u>17.7</u>		
<u>0751</u>	<u>12.0</u>	<u>7.26</u>	<u>655</u>	<u>17.9</u>	<u>POST: 1.3</u>	<u>POST: 119</u>

LABORATORY INFORMATION

SAMPLE ID	(#) CONTAINER	REFRIG.	PRESERV. TYPE	LABORATORY	ANALYSES
<u>MW-8</u>	<u>6 x voa vial</u>	<u>YES</u>	<u>HCL</u>	<u>BC LABS</u>	<u>TPH-GRO(8015)/BTX+MTBE(8260)/TBA/TAME/ETBE/DIPE/EDB/EDC(8260)/ETHANOL(8260)</u>
	<u>1 1500 Poly</u>				<u>SPECIFIC CONDUCTANCE(120.1)/D.O.(SM20 4500-O)</u>
	<u>2 500 Amber</u>				<u>ORP (ASTM D1948)</u>
	<u>1 500 Poly</u>				<u>TOTAL MANGANESE(200.8)/TOTAL CHROMIUM(6010)</u>
	<u>1 500 HCL</u>				<u>TOTAL VANADIUM(200.8)</u>
	<u>1 12504</u>				<u>FERROUS IRON (SM20 3500 Fe D)</u>
					<u>TOC (415.1)</u>
					<u>HEXAVALENT CHROMIUM(7196)/DISSOLVED CHROMIUM (6010)</u>
					<u>TOTAL CHROMIUM(6010)</u>
	<u>1 500 NP</u>				<u>NITRATE/SULFATE(300.0)/HEXAVALENT CHROMIUM</u>
	<u>1 500 HNO3</u>				<u>DISSOLVED MANGANESE(200.8)/DISSOLVED CHROMIUM(6010)/DISSOLVED VANADIUM(200.8)</u>

COMMENTS: 14 TOTAL MOUNTAIN 8" (1BE)



GETTLER - RYAN INC.

WELL MONITORING/SAMPLING FIELD DATA SHEET

Client/Facility#: Chevron #351849 / 0843 Job Number: 385600
 Site Address: 1629 Webster Street Event Date: 3.5.13 (inclusive)
 City: Alameda, CA Sampler: FT

Well ID: MW-9 Date Monitored: 3.5.13
 Well Diameter: 2 in.
 Total Depth: 24.45 ft.
 Depth to Water: 6.54 ft. Check if water column is less than 0.50 ft.
17.91 xVF .17 = 3.04 x3 case volume = Estimated Purge Volume: 9.0 gal.

Volume	3/4"= 0.02	1"= 0.04	2"= 0.17	3"= 0.38
Factor (VF)	4"= 0.66	5"= 1.02	6"= 1.50	12"= 5.80

Depth to Water w/ 80% Recharge [(Height of Water Column x 0.20) + DTW]: 10.12

Purge Equipment:
 Disposable Bailer _____
 Stainless Steel Bailer _____
 Stack Pump _____
 Suction Pump _____
 Grundfos _____
 Peristaltic Pump _____
 QED Bladder Pump _____
 Other: _____

Sampling Equipment:
 Disposable Bailer _____
 Pressure Bailer _____
 Metal Filters _____
 Peristaltic Pump _____
 QED Bladder Pump _____
 Other: _____

Time Started: _____ (2400 hrs)
 Time Completed: _____ (2400 hrs)
 Depth to Product: _____ ft
 Depth to Water: _____ ft
 Hydrocarbon Thickness: _____ ft
 Visual Confirmation/Description: _____
 Skimmer / Absorbent Sock (circle one)
 Amt Removed from Skimmer: _____ gal
 Amt Removed from Well: _____ gal
 Water Removed: _____
 Product Transferred to: _____

Start Time (purge): 0835 Weather Conditions: Sunny
 Sample Time/Date: 0855 / 3.5.13 Water Color: CLEAR Odor: Y / N
 Approx. Flow Rate: 1.5 gpm. Sediment Description: NONE
 Did well de-water? NO If yes, Time: _____ Volume: _____ gal. DTW @ Sampling: 6.62

Time (2400 hr.)	Volume (gal.)	pH	Conductivity (µmhos/cm - <u>US</u>)	Temperature (° / F)	D.O. (mg/L)	ORP (mV)
<u>0837</u>	<u>3.0</u>	<u>7.25</u>	<u>670</u>	<u>16.7</u>	<u>PRE: 1.2</u>	<u>PRE: 119</u>
<u>0839</u>	<u>6.0</u>	<u>7.23</u>	<u>667</u>	<u>16.9</u>		
<u>0841</u>	<u>9.0</u>	<u>7.21</u>	<u>669</u>	<u>17.1</u>	<u>POST: 1.9</u>	<u>POST: 110</u>

LABORATORY INFORMATION

SAMPLE ID	(#) CONTAINER	REFRIG.	PRESERV. TYPE	LABORATORY	ANALYSES
<u>MW-9</u>	<u>6 x voa vial</u>	<u>YES</u>	<u>HCL</u>	<u>BC LABS</u>	<u>TPH-GRO(8015)/BTEX+MTBE(8260)/TBA/TAME/ETBE/DIPE/EDB/EDC(8260)/ETHANOL(8260)</u>
	<u>1 LHM NP</u>				<u>SPECIFIC CONDUCTANCE(120.1)/D.O.(SM20 4500-O)</u>
	<u>2 NP</u>				<u>ORP (ASTM D1948)</u>
	<u>1 500 Poly</u>				<u>TOTAL MANGANESE(200.8)/TOTAL CHROMIUM(6010)/TOTAL VANADIUM(200.8)</u>
	<u>1 500 HCL</u>				<u>FERROUS IRON (SM20 3500 Fe D)</u>
	<u>1 H2SO4</u>				<u>TOC (415.1)</u>
					<u>HEXAVALENT CHROMIUM(7196)/DISSOLVED CHROMIUM (6010)</u>
					<u>TOTAL CHROMIUM(6010)</u>
	<u>1 500 NP</u>				<u>NITRATE/SULFATE(300.0)/HEXAVALENT CHROMIUM</u>
	<u>500 HNO3</u>				<u>DISSOLVED MANGANESE(200.8)/DISSOLVED CHROMIUM(6010)/DISSOLVED VANADIUM(200.8)</u>

COMMENTS: 14 TORA MUNISON 8" OIL



GETTLER-RYAN INC.

WELL MONITORING/SAMPLING FIELD DATA SHEET

Client/Facility#: Chevron #351849 / 0843 Job Number: 385600
 Site Address: 1629 Webster Street Event Date: 3.5.13 (inclusive)
 City: Alameda, CA Sampler: FT

Well ID: MW-10
 Well Diameter: 2 in.
 Total Depth: 29.06 ft.
 Depth to Water: 6.64 ft.

Date Monitored: 3.5.13

Volume	3/4"= 0.02	1"= 0.04	2"= 0.17	3"= 0.38
Factor (VF)	4"= 0.66	5"= 1.02	6"= 1.50	12"= 5.80

Check if water column is less than 0.50 ft.

22.42 xVF .17 = 3.81 x3 case volume = Estimated Purge Volume: 11.0 gal.

Depth to Water w/ 80% Recharge [(Height of Water Column x 0.20) + DTW]: 11.12

Purge Equipment:

Disposable Bailer _____
 Stainless Steel Bailer /
 Stack Pump _____
 Suction Pump _____
 Grundfos _____
 Peristaltic Pump _____
 QED Bladder Pump _____
 Other: _____

Sampling Equipment:

Disposable Bailer /
 Pressure Bailer _____
 Metal Filters _____
 Peristaltic Pump _____
 QED Bladder Pump _____
 Other: _____

Time Started:	_____ (2400 hrs)
Time Completed:	_____ (2400 hrs)
Depth to Product:	_____ ft
Depth to Water:	_____ ft
Hydrocarbon Thickness:	_____ ft
Visual Confirmation/Description:	_____
Skimmer / Absorbant Sock (circle one)	_____
Amt Removed from Skimmer:	_____ gal
Amt Removed from Well:	_____ gal
Water Removed:	_____
Product Transferred to:	_____

Start Time (purge): 0920 Weather Conditions: CLOUDY / SUNNY
 Sample Time/Date: 0940 / 3.5.13 Water Color: CLEAN Odor: Y / N
 Approx. Flow Rate: 22.0 gpm. Sediment Description: NONE
 Did well de-water? NO If yes, Time: _____ Volume: _____ gal. DTW @ Sampling: 7.04

Time (2400 hr.)	Volume (gal.)	pH	Conductivity (µmhos/cm - <u>DS</u>)	Temperature (° / F)	D.O. (mg/L)	ORP (mV)
<u>0922</u>	<u>3.5</u>	<u>7.23</u>	<u>635</u>	<u>18.2</u>	PRE: <u>1.8</u>	PRE: <u>125</u>
<u>0924</u>	<u>7.0</u>	<u>7.21</u>	<u>630</u>	<u>18.0</u>		
<u>0926</u>	<u>11.0</u>	<u>7.19</u>	<u>626</u>	<u>17.8</u>	POST: <u>1.7</u>	POST: <u>118</u>

LABORATORY INFORMATION

SAMPLE ID	(#) CONTAINER	REFRIG.	PRESERV. TYPE	LABORATORY	ANALYSES
<u>MW-10</u>	<u>6</u> x vovial	<u>YES</u>	<u>HCL</u>	<u>BC LABS</u>	TPH-GRO(8015)/BTEX+MTBE(8260)/TBA/TAME/ETBE/DIPE/EDB/EDC(8260)/ETHANOL(8260)
<u>NP</u>	<u>1 LTR DOWY</u>				SPECIFIC CONDUCTANCE(120.1)/D.O.(SM20 4500-O)
<u>NP</u>	<u>2.500 AMB</u>				ORP (ASTM D1948)
	<u>1.500 DOWY</u>				TOTAL MANGANESE(200.8)/TOTAL CHROMIUM(6010)/TOTAL VANADIUM(200.8)
	<u>1.500 HCL</u>				FERROUS IRON (SM20 3500 Fe D)
	<u>1 H2SO4</u>				TOC (415.1)
					HEXAVALENT CHROMIUM(7196)/DISSOLVED CHROMIUM (6010)
					TOTAL CHROMIUM(6010)
	<u>1.500 ND</u>				NITRATE/SULFATE(300.0)/HEXAVALENT CHROMIUM
	<u>1.500 HNO3</u>				DISSOLVED MANGANESE(200.8)/DISSOLVED CHROMIUM(6010)/DISSOLVED VANADIUM(200.8)

COMMENTS: 14 TOTAL MONITOR 12 OK



GETTLER-RYAN INC.

WELL MONITORING/SAMPLING FIELD DATA SHEET

Client/Facility#: Chevron #351849 / 0843
 Site Address: 1629 Webster Street
 City: Alameda, CA

Job Number: 385600
 Event Date: 03-05-13 (inclusive)
 Sampler: AM / AW

Well ID: MW-11
 Well Diameter: 2 in.
 Total Depth: 27.52 ft.
 Depth to Water: 6.47 ft.
21.05 xVF 3.17 = 3.57

Date Monitored: 3-5-13

Volume	3/4"= 0.02	1"= 0.04	2"= 0.17	3"= 0.38
Factor (VF)	4"= 0.66	5"= 1.02	6"= 1.50	12"= 5.80

Check if water column is less than 0.50 ft.
 x3 case volume = Estimated Purge Volume: 11.0 gal.

Depth to Water w/ 80% Recharge [(Height of Water Column x 0.20) + DTW]: 10.68

Purge Equipment:

Disposable Bailer
 Stainless Steel Bailer _____
 Stack Pump _____
 Suction Pump _____
 Grundfos _____
 Peristaltic Pump _____
 QED Bladder Pump _____
 Other: _____

Sampling Equipment:

Disposable Bailer
 Pressure Bailer
 Metal Filters
 Peristaltic Pump _____
 QED Bladder Pump _____
 Other: _____

Time Started: _____ (2400 hrs)
 Time Completed: _____ (2400 hrs)
 Depth to Product: _____ ft
 Depth to Water: _____ ft
 Hydrocarbon Thickness: _____ ft
 Visual Confirmation/Description: _____
 Skimmer / Absorbant Sock (circle one)
 Amt Removed from Skimmer: _____ gal
 Amt Removed from Well: _____ gal
 Water Removed: _____
 Product Transferred to: _____

Start Time (purge): 1215 Weather Conditions: SUNNY
 Sample Time/Date: 13101 03-05-13 Water Color: CLOUDY Odor: Y 1(N)
 Approx. Flow Rate: - gpm. Sediment Description: CLOUDY
 Did well de-water? NO If yes, Time: - Volume: - gal. DTW @ Sampling: 8.68

Time (2400 hr.)	Volume (gal.)	pH	Conductivity μ S/cm μ ST	Temperature (°F)	D.O. (mg/L)	ORP (mV)
<u>1225</u>	<u>4</u>	<u>7.14</u>	<u>0.68</u>	<u>14.6</u>	PRE: <u>1.0</u>	PRE: <u>89</u>
<u>1235</u>	<u>8</u>	<u>7.10</u>	<u>0.70</u>	<u>14.6</u>		
<u>1245</u>	<u>11</u>	<u>7.12</u>	<u>0.71</u>	<u>14.7</u>	POST: <u>1.1</u>	POST: <u>91</u>

LABORATORY INFORMATION

SAMPLE ID	(#) CONTAINER	REFRIG.	PRESERV. TYPE	LABORATORY	ANALYSES
<u>MW-11</u>	<u>6</u> x voa vial	YES	HCL	BC LABS	TPH-GRO(8015)/BTEX+MTBE(8260)/TBA/TAME/ETBE/DIPE/EDB/EDC(8260)/ETHANOL(8260)
		<u>1L NP</u>			SPECIFIC CONDUCTANCE(120.1)/D.O.(SM20 4500-O)
		<u>2 x 1L NP Amber</u>			ORP (ASTM D1948)
		<u>1-500ml HNO3</u>			TOTAL MANGANESE(200.8)/TOTAL CHROMIUM(6010)/TOTAL VANADIUM(200.8)
		<u>1-500ml HCl</u>			FERROUS IRON (SM20 3500 Fe D)
		<u>1-500ml H2SO4</u>			TOC (415.1)
					HEXAVALENT CHROMIUM(7196)/DISSOLVED CHROMIUM (6010)
			<u>1-500ml NP</u>		TOTAL CHROMIUM(6010)
			<u>1-500ml HNO3</u>		NITRATE/SULFATE(300.0)/HEXAVALENT CHROMIUM
					DISSOLVED MANGANESE(200.8)/DISSOLVED CHROMIUM(6010)/DISSOLVED VANADIUM(200.8)


COMMENTS: total 14

1304480

CHAIN OF CUSTODY FORM

Union Oil Company of California ■ 6101 Bollinger Canyon Road ■ San Ramon, CA 94583

COC _____ of _____

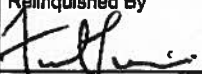
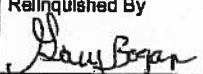




Union Oil Site ID: 0843	Union Oil Consultant: Arcadis
Site Global ID: T0600102263	Consultant Contact: Katherine Brandt
Site Address: 1629 Webster St. Alameda CA	Consultant Phone No.: 510-596-9675
Union Oil PM: Roya Kambin	Sampling Company: Gettler Ryan
Union Oil PM Phone No.: 925-790-6270	Sampled By (PRINT): Alex Wong
Charge Code: NWRTB-0 351849 -0- LAB	Sampler Signature: 
<i>This is a LEGAL document. ALL fields must be filled out CORRECTLY and COMPLETELY.</i>	BC Laboratories, Inc. Project Manager: Molly Meyers 4100 Atlas Court, Bakersfield, CA 93308 Phone No. 661-327-4911

ANALYSES REQUIRED

TPH - Diesel by EPA 8015	SPECIFIC CONDUCTANCE (120.1) / D.O. (SM 20 4500)	TOTAL CHLORINE	ORP (ASTM D1948)	TOC (45.1)	TPH-G (6015) / BTX (ASTM D1601) / 184	THM (EPA 816) / DBP (EPA 816) / BOC (EPA 816) / CHLORINE	TOTAL PLATE/MP (EPA 8210) / CHROMIUM (6010) / VANADIUM (200.8)	FERROUS IRON (SM 20 3500 FeD)	HEX CHROMIUM (1140)	DISSOLVED CHROMIUM (6010)	NITRATE / SULFATE (300.0)	HEXAVALENT CHROMIUM (796)	DISSOLVED MANGANESE (200.8)	VANADIUM (200.8) / CHROMIUM (6010)
--------------------------	--	----------------	------------------	------------	---------------------------------------	--	--	-------------------------------	---------------------	---------------------------	---------------------------	---------------------------	-----------------------------	------------------------------------

Turnaround Time (TAT):
 Standard 24 Hours
 48 Hours 72 Hours
 Special Instructions
**QA-TPH-G/
 BTX/MTBE**

SAMPLE ID				Sample Time	# of Containers	ANALYSES REQUIRED															
Field Point Name	Matrix	DTW	Date (yyymmdd)			TPH - Diesel by EPA 8015	SPECIFIC CONDUCTANCE (120.1) / D.O. (SM 20 4500)	TOTAL CHLORINE	ORP (ASTM D1948)	TOC (45.1)	TPH-G (6015) / BTX (ASTM D1601) / 184	THM (EPA 816) / DBP (EPA 816) / BOC (EPA 816) / CHLORINE	TOTAL PLATE/MP (EPA 8210) / CHROMIUM (6010) / VANADIUM (200.8)	FERROUS IRON (SM 20 3500 FeD)	HEX CHROMIUM (1140)	DISSOLVED CHROMIUM (6010)	NITRATE / SULFATE (300.0)	HEXAVALENT CHROMIUM (796)	DISSOLVED MANGANESE (200.8)	VANADIUM (200.8) / CHROMIUM (6010)	
MW-1	W-S-A	-1	130305	1020	14	X	X	X	X	X	X	X	X	X	X	X	X	X	X	X	
MW-1AR	W-S-A	-2	↓	1110	14	X	X	X	X	X	X	X	X	X	X	X	X	X	X	X	
MW-1BR	W-S-A	-3		1200	14	X	X	X	X	X	X	X	X	X	X	X	X	X	X	X	X
MW-3	W-S-A	-4		1110	9	X	X	X	X	X	X	X	X	X	X	X	X	X	X	X	X
MW-4	W-S-A	-5		1200	9	X	X	X	X	X	X	X	X	X	X	X	X	X	X	X	X
MW-5	W-S-A	-6		0820	11	X	X	X	X	X	X	X	X	X	X	X	X	X	X	X	X
MW-6	W-S-A	-7		0920	11	X	X	X	X	X	X	X	X	X	X	X	X	X	X	X	X
MW-7	W-S-A	-8		1020	14	X	X	X	X	X	X	X	X	X	X	X	X	X	X	X	X
MW-8	W-S-A	-9		0810	14	X	X	X	X	X	X	X	X	X	X	X	X	X	X	X	X
MW-9	W-S-A	-10		0855	14	X	X	X	X	X	X	X	X	X	X	X	X	X	X	X	X
MW-10	W-S-A	-11		0940	14	X	X	X	X	X	X	X	X	X	X	X	X	X	X	X	X
MW-11	W-S-A	-12		↓	1310	14	X	X	X	X	X	X	X	X	X	X	X	X	X	X	X

Relinquished By:  G-R Company: G-R Date / Time: 3-5-13 1500	Relinquished By:  BeLAB Company: BeLAB Date / Time: 3-5-13 1900	Relinquished By:  Company: BCLAB Date / Time: 3-5-13 22:35
Received By:  BeLAB Company: BeLAB Date / Time: 3-5-13 1500	Received By:  BCLAB Company: BCLAB Date / Time: 3-5-13 19:00	Received By:  Company: BCL Date / Time: 3-5-13 2235

ARCADIS

Attachment B

Historical Groundwater Results from TRC

Table 1
CURRENT FLUID LEVELS AND SELECTED ANALYTICAL RESULTS

February 14, 2011
Former 76 Station 0843

Date Sampled	TOC Elevation (feet)	Depth to Water (feet)	LPH Thickness (feet)	Ground-Water Elevation (feet)	Change in Elevation (feet)	TPH-G 8015 (µg/l)	TPH-G (GC/MS) (µg/l)	Benzene (µg/l)	Toluene (µg/l)	Ethyl-benzene (µg/l)	Total Xylenes (µg/l)	MTBE (8021B) (µg/l)	MTBE (8260B) (µg/l)	Comments
MW-1														
2/14/2011	19.13	6.78	0	12.35	1.35	--	580	ND<1.0	ND<1.0	ND<1.0	ND<2.0	--	1100	
MW-1AR														
2/14/2011	19.29	7.01	0	12.28	1.19	--	58	ND<0.50	ND<0.50	ND<0.50	ND<1.0	--	91	
MW-1BR														
2/14/2011	19.13	6.96	0	12.17	1.50	--	80	ND<0.50	ND<0.50	ND<0.50	ND<1.0	--	140	
MW-3														
2/14/2011	18.05	6.04	0	12.01	1.36	--	ND<50	ND<0.50	ND<0.50	ND<0.50	ND<1.0	--	45	
MW-4														
2/14/2011	18.14	5.94	0	12.20	1.48	--	ND<50	ND<0.50	ND<0.50	ND<0.50	ND<1.0	--	ND<0.50	
MW-5														
2/14/2011	16.45	5.49	0	10.96	0.87	--	ND<50	ND<0.50	ND<0.50	ND<0.50	ND<1.0	--	ND<0.50	
MW-6														
2/14/2011	16.97	5.63	0	11.34	0.91	--	110	ND<0.50	ND<0.50	ND<0.50	ND<1.0	--	180	
MW-7														
2/14/2011	17.81	6.33	0	11.48	0.90	--	7900	ND<50	ND<50	ND<50	ND<100	--	13000	
MW-8														
2/14/2011	18.13	6.22	0	11.91	1.38	--	3900	ND<25	ND<25	ND<25	ND<50	--	7100	
MW-9														
2/14/2011	18.75	6.69	0	12.06	1.33	--	170	ND<0.50	ND<0.50	ND<0.50	ND<1.0	--	320	
MW-10														
2/14/2011	18.84	6.71	0	12.13	1.45	--	ND<50	ND<0.50	ND<0.50	ND<0.50	ND<1.0	--	1.9	
MW-11														
2/14/2011	18.72	6.52	0	12.20	1.48	--	3500	ND<6.2	ND<6.2	ND<6.2	ND<12	--	7400	

Table 1a
ADDITIONAL CURRENT ANALYTICAL RESULTS

Former 76 Station 0843

Date Sampled	TBA (µg/l)	Ethanol (8260B) (µg/l)	Ethylene-dibromide (EDB) (µg/l)	1,2-DCA (EDC) (µg/l)	DIPE (µg/l)	ETBE (µg/l)	TAME (µg/l)	Carbon (organic, total) (mg/l)	Chromium VI (µg/l)	Chromium (total) (µg/l)	Chromium (dissolved) (µg/l)	Iron Ferrous (µg/l)	Comments
MW-1													
2/14/2011	99	ND<500	ND<1.0	ND<1.0	ND<1.0	ND<1.0	ND<1.0	1.6	2.7	91	ND<10	ND<500	
MW-1AR													
2/14/2011	ND<10	ND<250	ND<0.50	ND<0.50	ND<0.50	ND<0.50	ND<0.50	2.0	2.6	ND<10	ND<10	420	
MW-1BR													
2/14/2011	ND<10	ND<250	ND<0.50	ND<0.50	ND<0.50	ND<0.50	ND<0.50	1.7	3.7	34	ND<10	290	
MW-3													
2/14/2011	ND<10	ND<250	ND<0.50	ND<0.50	ND<0.50	ND<0.50	ND<0.50	--	--	--	--	--	
MW-4													
2/14/2011	ND<10	ND<250	ND<0.50	ND<0.50	ND<0.50	ND<0.50	ND<0.50	--	--	--	--	--	
MW-5													
2/14/2011	ND<10	ND<250	ND<0.50	ND<0.50	ND<0.50	ND<0.50	ND<0.50	--	--	--	--	--	
MW-6													
2/14/2011	ND<10	ND<250	ND<0.50	ND<0.50	ND<0.50	ND<0.50	ND<0.50	--	--	--	--	--	
MW-7													
2/14/2011	ND<1000	ND<25000	ND<50	ND<50	ND<50	ND<50	ND<50	4.1	ND<2.0	43	ND<10	2700	
MW-8													
2/14/2011	ND<500	ND<12000	ND<25	ND<25	ND<25	ND<25	ND<25	3.7	ND<2.0	59	ND<10	440	
MW-9													
2/14/2011	ND<10	ND<250	ND<0.50	ND<0.50	ND<0.50	ND<0.50	ND<0.50	2.4	6.6	22	ND<10	230	
MW-10													
2/14/2011	ND<10	ND<250	ND<0.50	ND<0.50	ND<0.50	ND<0.50	ND<0.50	1.8	14	18	15	160	
MW-11													
2/14/2011	670	ND<3100	ND<6.2	ND<6.2	ND<6.2	ND<6.2	ND<6.2	3.5	ND<2.0	14	ND<10	240	

Table 1b
ADDITIONAL CURRENT ANALYTICAL RESULTS

Former 76 Station 0843

Date Sampled	Manganese (dissolved) (µg/l)	Manganese (total) (µg/l)	Nitrogen as Nitrate (mg/l)	Sulfate (mg/l)	Dissolved Oxygen (Lab) (mg O/)	Redox Potential (ORP-Lab) (mV)	Specific Conductance (umhos)	Post-purge Dissolved Oxygen ()	Pre-purge Dissolved Oxygen ()	Pre-purge ORP ()	Post-purge ORP ()	Comments
MW-1												
2/14/2011	5.4	530	18	25	8.9	418.5	509	6.45	4.45	355	356	
MW-1AR												
2/14/2011	150	190	21	32	7.3	217.9	537	1.31	1.48	349	362	
MW-1BR												
2/14/2011	73	170	29	28	8.1	286.1	531	1.07	1.74	356	351	
MW-3												
2/14/2011	--	--	--	--	4.9	288.9	587	1.15	2.43	187	188	
MW-4												
2/14/2011	--	--	--	--	9.2	294.6	770	7.02	6.84	187	172	
MW-5												
2/14/2011	--	--	--	--	6.0	317.6	617	1.55	2.81	179	195	
MW-6												
2/14/2011	--	--	--	--	5.2	326.6	542	1.01	2.16	195	198	
MW-7												
2/14/2011	920	1000	2.9	55	8.0	191.4	713	0.94	1.20	198	76	
MW-8												
2/14/2011	830	1400	5.8	75	8.0	267.0	694	2.81	3.44	197	188	
MW-9												
2/14/2011	60	440	8.1	29	9.5	305.5	690	0.78	0.64	349	346	
MW-10												
2/14/2011	43	45	13	30	9.2	326.6	560	2.25	3.77	342	355	
MW-11												
2/14/2011	560	760	3.1	21	9.4	473.7	750	0.88	0.56	337	324	

**Table 2
CURRENT FLUID LEVELS AND SELECTED ANALYTICAL RESULTS**

**February 14, 2011
Former 76 Station 0843**

Date Sampled	TOC Elevation (feet)	Depth to Water (feet)	LPH Thickness (feet)	Ground-Water Elevation (feet)	Change in Elevation (feet)	TPH-G 8015 (µg/l)	TPH-G (GC/MS) (µg/l)	Benzene (µg/l)	Toluene (µg/l)	Ethyl-benzene (µg/l)	Total Xylenes (µg/l)	MTBE (8021B) (µg/l)	MTBE (8260B) (µg/l)	Comments
MW-1														
3/5/1999	16.18	--	--	--	--	86.6	--	ND	2.04	ND	4.06	--	23.9	
6/3/1999	16.18	6.24	0	9.94	--	ND	--	ND	ND	ND	ND	ND	ND	
9/2/1999	16.18	7.19	0	8.99	-0.95	ND	--	ND	ND	ND	ND	ND	ND	
12/14/1999	16.18	8.07	0	8.11	-0.88	ND	--	ND	ND	ND	ND	ND	--	
3/14/2000	16.18	5.47	0	10.71	2.60	ND	--	ND	ND	ND	ND	ND	--	
5/31/2000	16.18	6.22	0	9.96	-0.75	ND	--	ND	ND	ND	ND	ND	--	
8/29/2000	16.18	6.82	0	9.36	-0.60	ND	--	ND	ND	ND	ND	ND	--	
12/1/2000	16.18	7.54	0	8.64	-0.72	ND	--	ND	ND	ND	ND	ND	--	
3/17/2001	16.18	5.73	0	10.45	1.81	ND	--	ND	ND	ND	ND	ND	--	
5/23/2001	16.18	6.43	0	9.75	-0.70	ND	--	ND	ND	ND	ND	ND	--	
9/24/2001	16.18	7.12	0	9.06	-0.69	ND<50	--	ND<0.50	ND<0.50	ND<0.50	ND<0.50	ND<5.0	--	
12/10/2001	16.18	6.89	0	9.29	0.23	ND<50	--	ND<0.50	ND<0.50	ND<0.50	ND<0.50	ND<5.0	--	
3/11/2002	16.18	5.61	0	10.57	1.28	ND<50	--	ND<0.50	ND<0.50	ND<0.50	ND<0.50	ND<5.0	--	
6/7/2002	16.18	5.71	0	10.47	-0.10	ND<50	--	ND<0.50	ND<0.50	ND<0.50	ND<0.50	ND<2.5	--	
9/3/2002	16.18	--	--	--	--	--	--	--	--	--	--	--	--	Not monitored/sampled
12/12/2002	16.18	7.80	0	8.38	--	--	--	--	--	--	--	--	--	No longer sampled
3/13/2003	16.18	5.94	0	10.24	1.86	--	--	--	--	--	--	--	--	
6/12/2003	16.18	6.10	0	10.08	-0.16	--	--	--	--	--	--	--	--	
9/12/2003	16.18	6.65	0	9.53	-0.55	--	--	--	--	--	--	--	--	
12/31/2003	16.18	5.74	0	10.44	0.91	--	--	--	--	--	--	--	--	Monitored only
2/12/2004	16.18	6.02	0	10.16	-0.28	--	--	--	--	--	--	--	--	Monitored only
6/7/2004	16.18	6.61	0	9.57	-0.59	--	--	--	--	--	--	--	--	Monitored only
9/17/2004	16.18	7.58	0	8.60	-0.97	--	--	--	--	--	--	--	--	Sampled Q1 only
12/11/2004	16.18	6.49	0	9.69	1.09	--	--	--	--	--	--	--	--	Sampled Q1 only
3/15/2005	16.18	5.28	0	10.90	1.21	--	ND<50	ND<0.50	ND<0.50	ND<0.50	ND<1.0	--	27	
5/17/2005	16.18	5.83	0	10.35	-0.55	--	--	--	--	--	--	--	--	Sampled Q1 only
7/27/2005	16.18	6.52	0	9.66	-0.69	--	--	--	--	--	--	--	--	Sampled Q1 only
11/23/2005	16.18	7.28	0	8.90	-0.76	--	--	--	--	--	--	--	--	Sampled Q1 only
2/24/2006	16.18	6.60	0	9.58	0.68	--	910	ND<0.50	ND<0.50	ND<0.50	ND<1.0	--	5100	
5/30/2006	16.18	6.48	0	9.70	0.12	--	--	--	--	--	--	--	--	Sampled Q1 only
8/30/2006	16.18	9.51	0	6.67	-3.03	--	--	--	--	--	--	--	--	Sampled Q1 only
11/22/2006	16.18	7.05	0	9.13	2.46	--	220	ND<0.50	ND<0.50	ND<0.50	ND<0.50	--	420	
2/23/2007	16.18	6.40	0	9.78	0.65	--	1300	ND<5.0	ND<5.0	ND<5.0	ND<5.0	--	1700	

Table 2
CURRENT FLUID LEVELS AND SELECTED ANALYTICAL RESULTS

February 14, 2011
Former 76 Station 0843

Date Sampled	TOC Elevation (feet)	Depth to Water (feet)	LPH Thickness (feet)	Ground-Water Elevation (feet)	Change in Elevation (feet)	TPH-G 8015 (µg/l)	TPH-G (GC/MS) (µg/l)	Benzene (µg/l)	Toluene (µg/l)	Ethyl-benzene (µg/l)	Total Xylenes (µg/l)	MTBE (8021B) (µg/l)	MTBE (8260B) (µg/l)	Comments
5/18/2007	16.18	6.65	0	9.53	-0.25	--	2300	ND<5.0	ND<5.0	ND<5.0	ND<5.0	--	3300	
8/10/2007	16.18	7.26	0	8.92	-0.61	--	4100	ND<25	ND<25	ND<25	ND<25	--	4300	
11/9/2007	16.18	7.40	0	8.78	-0.14	--	5700	ND<25	ND<25	ND<25	ND<25	--	5400	
2/8/2008	16.18	6.09	0	10.09	1.31	--	2600	ND<5.0	ND<5.0	ND<5.0	ND<10	--	4100	
5/16/2008	16.18	6.87	0	9.31	-0.78	--	1800	ND<12	ND<12	ND<12	42	--	3500	
8/15/2008	16.18	7.78	0	8.40	-0.91	--	1200	ND<5.0	ND<5.0	ND<5.0	ND<10	--	1900	
11/26/2008	16.18	8.65	0	7.53	-0.87	--	720	ND<0.50	ND<0.50	ND<0.50	ND<1.0	--	2400	
2/24/2009	19.13	6.73	0	12.40	4.87	--	630	ND<0.50	ND<0.50	ND<0.50	ND<1.0	--	2300	
5/28/2009	19.13	6.46	0	12.67	0.27	--	1000	ND<10	ND<10	ND<10	ND<20	--	4100	
9/14/2009	19.13	7.60	0	11.53	-1.14	--	1700	ND<5.0	ND<5.0	ND<5.0	ND<10	--	2100	
11/13/2009	19.13	7.83	0	11.30	-0.23	--	--	--	--	--	--	--	--	Sampled Q1 and Q3 only
2/5/2010	19.13	6.72	0	12.41	1.11	--	1600	ND<12	ND<12	ND<12	ND<25	--	3400	
6/7/2010	19.13	6.58	0	12.55	0.14	--	--	--	--	--	--	--	--	Sampled Q1 and Q3 only
8/3/2010	19.13	7.20	0	11.93	-0.62	--	280	ND<1.0	ND<1.0	ND<1.0	ND<2.0	--	1400	
11/11/2010	19.13	8.13	0	11.00	-0.93	--	--	--	--	--	--	--	--	Sampled Q1 and Q3 only
2/14/2011	19.13	6.78	0	12.35	1.35	--	580	ND<1.0	ND<1.0	ND<1.0	ND<2.0	--	1100	
MW-1AR														
5/28/2009	19.29	7.25	0	12.04	--	--	380	ND<0.50	ND<0.50	ND<0.50	ND<1.0	--	930	
9/14/2009	19.29	7.83	0	11.46	-0.58	--	480	ND<1.0	ND<1.0	ND<1.0	ND<2.0	--	890	
11/13/2009	19.29	8.07	0	11.22	-0.24	--	290	ND<0.50	ND<0.50	ND<0.50	ND<1.0	--	580	
2/5/2010	19.29	7.15	0	12.14	0.92	--	140	ND<0.50	ND<0.50	ND<0.50	ND<1.0	--	350	
6/7/2010	19.29	6.90	0	12.39	0.25	--	120	ND<0.50	ND<0.50	ND<0.50	ND<1.0	--	200	
8/3/2010	19.29	7.48	0	11.81	-0.58	--	ND<50	ND<0.50	ND<0.50	ND<0.50	ND<1.0	--	81	
11/11/2010	19.29	8.20	0	11.09	-0.72	--	ND<50	ND<0.50	ND<0.50	ND<0.50	ND<1.0	--	120	
2/14/2011	19.29	7.01	0	12.28	1.19	--	58	ND<0.50	ND<0.50	ND<0.50	ND<1.0	--	91	
MW-1BR														
5/28/2009	19.13	6.70	0	12.43	--	--	290	ND<0.50	ND<0.50	ND<0.50	ND<1.0	--	810	
9/14/2009	19.13	7.80	0	11.33	-1.10	--	450	ND<1.0	ND<1.0	ND<1.0	ND<2.0	--	680	
11/13/2009	19.13	7.88	0	11.25	-0.08	--	270	ND<0.50	ND<0.50	ND<0.50	ND<1.0	--	490	
2/5/2010	19.13	7.84	0	11.29	0.04	--	130	ND<0.50	ND<0.50	ND<0.50	ND<1.0	--	280	
6/7/2010	19.13	7.28	0	11.85	0.56	--	180	ND<0.50	ND<0.50	ND<0.50	ND<1.0	--	320	
8/3/2010	19.13	7.44	0	11.69	-0.16	--	ND<50	ND<0.50	ND<0.50	ND<0.50	ND<1.0	--	280	
11/11/2010	19.13	8.46	0	10.67	-1.02	--	75	ND<0.50	ND<0.50	ND<0.50	ND<1.0	--	230	
2/14/2011	19.13	6.96	0	12.17	1.50	--	80	ND<0.50	ND<0.50	ND<0.50	ND<1.0	--	140	

MW-2

**Table 2
CURRENT FLUID LEVELS AND SELECTED ANALYTICAL RESULTS**

**February 14, 2011
Former 76 Station 0843**

Date Sampled	TOC Elevation (feet)	Depth to Water (feet)	LPH Thickness (feet)	Ground-Water Elevation (feet)	Change in Elevation (feet)	TPH-G 8015 (µg/l)	TPH-G (GC/MS) (µg/l)	Benzene (µg/l)	Toluene (µg/l)	Ethyl-benzene (µg/l)	Total Xylenes (µg/l)	MTBE (8021B) (µg/l)	MTBE (8260B) (µg/l)	Comments
3/5/1999	15.57	--	0	--	--	34400	--	2070	7710	2340	8240	--	8460	
6/3/1999	15.57	5.96	0	9.61	--	51200	--	1820	7570	2510	7320	6460	8800	
9/2/1999	15.57	6.85	0	8.72	-0.89	17000	--	1000	3100	1400	3700	4000	3720	
12/14/1999	15.57	7.65	0	7.92	-0.80	83000	--	3000	22000	4500	17000	9100	11000	
3/14/2000	15.57	5.26	0	10.31	2.39	31000	--	1600	4600	2300	7300	5700	8700	
5/31/2000	15.57	5.60	0	9.97	-0.34	9970	--	598	1030	487	2060	2500	1670	
8/29/2000	15.57	6.35	0	9.22	-0.75	7900	--	390	1500	280	1900	1800	1300	
12/1/2000	15.57	7.06	0	8.51	-0.71	87500	--	1860	17400	5590	19400	6220	3790	
3/17/2001	15.57	5.98	0	9.59	1.08	4310	--	371	59.0	280	682	321	433	
5/23/2001	15.57	6.97	0	8.60	-0.99	45400	--	374	4490	2790	10900	ND	406	
9/24/2001	15.57	7.56	0	8.01	-0.59	76000	--	430	13000	4700	18000	ND<2000	480	
12/10/2001	15.57	6.52	0	9.05	1.04	82000	--	320	9100	4400	16000	ND<2500	270	
3/11/2002	15.57	5.51	0	10.06	1.01	14000	--	75	1400	1100	3600	ND<250	150	
6/7/2002	15.57	5.73	0	9.84	-0.22	14000	--	120	1200	1400	4700	540	200	
9/3/2002	15.57	6.81	0	8.76	-1.08	10000	--	150	1200	610	2800	510	460	
12/12/2002	15.57	--	--	--	--	--	--	--	--	--	--	--	--	troyed; Replaced with MW.
MW-2A														
12/12/2002	15.56	7.45	0	8.11	--	3400	--	80	260	210	1000	380	400	
3/13/2003	--	5.85	0	--	--	ND<50	--	ND<0.50	ND<0.50	ND<0.50	1.8	2.4	2.4	
6/12/2003	--	6.08	0	--	--	ND<50	--	0.59	0.69	ND<0.50	1.2	6.0	4.7	
9/12/2003	15.56	6.54	0	9.02	--	--	120	1.8	4.2	6.1	20	--	6.6	
12/31/2003	15.56	5.63	0	9.93	0.91	88	--	0.79	1.8	3.6	14	ND<5.0	2.9	
2/12/2004	15.56	5.68	0	9.88	-0.05	160	--	2.6	4.8	13	48	7.2	7.9	
6/7/2004	15.56	6.21	0	9.35	-0.53	94	--	0.80	1.2	2.1	9.1	4.5	3.7	
9/17/2004	15.56	7.16	0	8.40	-0.95	--	230	3.5	6.1	13	41	--	83	
12/11/2004	15.56	5.84	0	9.72	1.32	--	ND<50	ND<0.50	ND<0.50	ND<0.50	ND<1.0	--	1.2	
3/15/2005	15.56	5.52	0	10.04	0.32	--	92	0.84	1.7	2.4	9.8	--	ND<10	
5/17/2005	15.56	5.55	0	10.01	-0.03	--	54	2.1	1.7	1.9	7.0	--	2.9	
7/27/2005	15.56	6.16	0	9.40	-0.61	--	ND<50	0.66	1.1	1.3	4.2	--	3.7	
11/23/2005	15.56	6.88	0	8.68	-0.72	--	120	1.3	2.8	7.8	30	--	10	
2/24/2006	15.56	5.79	0	9.77	1.09	--	84	0.51	1.2	4.2	16	--	7.2	
5/30/2006	15.56	5.62	0	9.94	0.17	--	69	0.90	2.2	3.7	14	--	4.1	
8/30/2006	15.56	6.38	0	9.18	-0.76	--	77	ND<0.50	0.50	1.0	3.3	--	2.5	
11/22/2006	15.56	6.60	0	8.96	-0.22	--	ND<50	ND<0.50	ND<0.50	ND<0.50	2.2	--	0.59	

**Table 2
CURRENT FLUID LEVELS AND SELECTED ANALYTICAL RESULTS**

**February 14, 2011
Former 76 Station 0843**

Date Sampled	TOC Elevation (feet)	Depth to Water (feet)	LPH Thickness (feet)	Ground-Water Elevation (feet)	Change in Elevation (feet)	TPH-G 8015 (µg/l)	TPH-G (GC/MS) (µg/l)	Benzene (µg/l)	Toluene (µg/l)	Ethyl-benzene (µg/l)	Total Xylenes (µg/l)	MTBE (8021B) (µg/l)	MTBE (8260B) (µg/l)	Comments
2/23/2007	15.56	6.05	0	9.51	0.55	--	ND<50	ND<0.50	0.66	ND<0.50	1.1	--	0.72	
5/18/2007	15.56	6.29	0	9.27	-0.24	--	ND<50	ND<0.50	ND<0.50	0.68	1.6	--	0.81	
8/10/2007	15.56	6.90	0	8.66	-0.61	--	ND<50	ND<0.50	ND<0.50	1.6	3.9	--	ND<0.50	
11/9/2007	15.56	6.96	0	8.60	-0.06	--	ND<50	ND<0.50	ND<0.50	2.4	4.4	--	ND<0.50	
2/8/2008	15.56	5.76	0	9.80	1.20	--	ND<50	ND<0.50	ND<0.50	ND<0.50	ND<1.0	--	ND<0.50	
5/16/2008	15.56	6.50	0	9.06	-0.74	--	ND<50	ND<0.50	ND<0.50	0.56	1.2	--	ND<0.50	
8/15/2008	15.56	7.35	0	8.21	-0.85	--	78	ND<0.50	0.79	2.9	6.5	--	ND<0.50	
11/26/2008	15.56	8.12	0	7.44	-0.77	--	120	0.56	0.66	4.6	6.0	--	1.8	
2/24/2009	18.51	6.19	0	12.32	4.88	--	ND<50	ND<0.50	ND<0.50	ND<0.50	ND<1.0	--	ND<0.50	
MW-3														
3/5/1999	15.11	--	0	--	--	135	--	ND	ND	ND	4.84	--	2.46	
6/3/1999	15.11	5.57	0	9.54	--	ND	--	ND	ND	ND	ND	5.23	12.7	
9/2/1999	15.11	6.50	0	8.61	-0.93	ND	--	ND	ND	ND	ND	13	11	
12/14/1999	15.11	7.28	0	7.83	-0.78	ND	--	ND	ND	ND	ND	ND	--	
3/14/2000	15.11	4.87	0	10.24	2.41	ND	--	ND	ND	ND	ND	7.2	6.3	
5/31/2000	15.11	5.58	0	9.53	-0.71	ND	--	ND	ND	ND	ND	ND	--	
8/29/2000	15.11	6.06	0	9.05	-0.48	ND	--	ND	ND	ND	ND	ND	ND	
12/1/2000	15.11	6.76	0	8.35	-0.70	ND	--	ND	ND	ND	ND	ND	--	
3/17/2001	15.11	5.09	0	10.02	1.67	ND	--	ND	ND	ND	ND	ND	--	
5/23/2001	15.11	5.72	0	9.39	-0.63	ND	--	ND	ND	ND	ND	ND	--	
9/24/2001	15.11	6.34	0	8.77	-0.62	ND<50	--	ND<0.50	ND<0.50	ND<0.50	ND<0.50	ND<5.0	--	
12/10/2001	15.11	6.31	0	8.80	0.03	ND<50	--	ND<0.50	ND<0.50	ND<0.50	ND<0.50	ND<5.0	--	
3/11/2002	15.11	5.15	0	9.96	1.16	ND<50	--	ND<0.50	ND<0.50	ND<0.50	ND<0.50	ND<5.0	--	
6/7/2002	15.11	5.45	0	9.66	-0.30	ND<50	--	ND<0.50	ND<0.50	ND<0.50	ND<0.50	ND<2.5	--	
12/12/2002	15.11	7.15	0	7.96	-1.70	--	--	--	--	--	--	--	--	No longer sampled
3/13/2003	15.11	5.37	0	9.74	1.78	--	--	--	--	--	--	--	--	
6/12/2003	15.11	5.51	0	9.60	-0.14	--	--	--	--	--	--	--	--	
9/12/2003	15.11	6.03	0	9.08	-0.52	--	--	--	--	--	--	--	--	
12/31/2003	15.11	5.62	0	9.49	0.41	--	--	--	--	--	--	--	--	Monitored only
2/12/2004	15.11	5.51	0	9.60	0.11	--	--	--	--	--	--	--	--	Monitored only
6/7/2004	15.11	5.92	0	9.19	-0.41	--	--	--	--	--	--	--	--	Monitored only
9/17/2004	15.11	--	--	--	--	--	--	--	--	--	--	--	--	Unable to locate
12/11/2004	15.11	5.94	0	9.17	--	--	--	--	--	--	--	--	--	Sampled annually
3/11/2005	15.11	4.76	0	10.35	1.18	--	ND<50	ND<0.50	ND<0.50	ND<0.50	ND<1.0	--	ND<0.50	

**Table 2
CURRENT FLUID LEVELS AND SELECTED ANALYTICAL RESULTS**

**February 14, 2011
Former 76 Station 0843**

Date Sampled	TOC Elevation (feet)	Depth to Water (feet)	LPH Thickness (feet)	Ground-Water Elevation (feet)	Change in Elevation (feet)	TPH-G 8015 (µg/l)	TPH-G (GC/MS) (µg/l)	Benzene (µg/l)	Toluene (µg/l)	Ethyl-benzene (µg/l)	Total Xylenes (µg/l)	MTBE (8021B) (µg/l)	MTBE (8260B) (µg/l)	Comments
5/17/2005	15.11	5.23	0	9.88	-0.47	--	ND<0.50	ND<0.50	ND<0.50	ND<0.50	ND<1.0	--	ND<0.50	
7/27/2005	15.11	5.81	0	9.30	-0.58	--	ND<0.50	ND<0.50	ND<0.50	ND<0.50	ND<1.0	--	ND<0.50	
11/23/2005	15.11	6.60	0	8.51	-0.79	--	ND<0.50	ND<0.50	ND<0.50	ND<0.50	ND<1.0	--	ND<0.50	
2/24/2006	15.11	5.37	0	9.74	1.23	--	ND<0.50	ND<0.50	ND<0.50	ND<0.50	ND<1.0	--	2.2	
5/30/2006	15.11	5.08	0	10.03	0.29	--	ND<0.50	ND<0.50	ND<0.50	ND<0.50	ND<1.0	--	0.92	
8/30/2006	15.11	5.52	0	9.59	-0.44	--	ND<0.50	ND<0.50	ND<0.50	ND<0.50	ND<0.50	--	0.51	
11/22/2006	15.11	6.38	0	8.73	-0.86	--	ND<0.50	ND<0.50	ND<0.50	ND<0.50	ND<0.50	--	0.94	
2/23/2007	15.11	5.72	0	9.39	0.66	--	ND<0.50	ND<0.50	ND<0.50	ND<0.50	ND<0.50	--	0.61	
5/18/2007	15.11	5.94	0	9.17	-0.22	--	ND<0.50	ND<0.50	ND<0.50	ND<0.50	ND<0.50	--	1.1	
8/10/2007	15.11	7.64	0	7.47	-1.70	--	ND<0.50	ND<0.50	ND<0.50	ND<0.50	ND<0.50	--	ND<0.50	
11/9/2007	15.11	6.75	0	8.36	0.89	--	ND<0.50	ND<0.50	ND<0.50	ND<0.50	ND<0.50	--	1.1	
2/8/2008	15.11	5.39	0	9.72	1.36	--	ND<0.50	ND<0.50	ND<0.50	ND<0.50	ND<1.0	--	ND<0.50	
5/16/2008	15.11	6.17	0	8.94	-0.78	--	ND<0.50	ND<0.50	ND<0.50	ND<0.50	ND<1.0	--	1.2	
8/15/2008	15.11	7.01	0	8.10	-0.84	--	ND<0.50	ND<0.50	ND<0.50	ND<0.50	ND<1.0	--	1.3	
11/26/2008	15.11	7.73	0	7.38	-0.72	--	ND<0.50	ND<0.50	ND<0.50	ND<0.50	ND<1.0	--	2.8	
2/24/2009	18.05	5.98	0	12.07	4.69	--	ND<0.50	ND<0.50	ND<0.50	ND<0.50	ND<1.0	--	1.9	
5/28/2009	18.05	5.64	0	12.41	0.34	--	ND<0.50	ND<0.50	ND<0.50	ND<0.50	ND<1.0	--	ND<0.50	
9/14/2009	18.05	6.88	0	11.17	-1.24	--	ND<0.50	ND<0.50	ND<0.50	ND<0.50	ND<1.0	--	ND<0.50	
11/13/2009	18.05	7.02	0	11.03	-0.14	--	--	--	--	--	--	--	--	Sampled Q1 and Q3 only
2/5/2010	18.05	6.02	0	12.03	1.00	--	ND<0.50	ND<0.50	ND<0.50	ND<0.50	ND<1.0	--	1.9	
6/7/2010	18.05	5.92	0	12.13	0.10	--	--	--	--	--	--	--	--	Sampled Q1 and Q3 only
8/3/2010	18.05	6.47	0	11.58	-0.55	--	ND<0.50	ND<0.50	ND<0.50	ND<0.50	ND<1.0	--	0.78	
11/11/2010	18.05	7.40	0	10.65	-0.93	--	--	--	--	--	--	--	--	Sampled Q1 and Q3 only
2/14/2011	18.05	6.04	0	12.01	1.36	--	ND<0.50	ND<0.50	ND<0.50	ND<0.50	ND<1.0	--	45	
MW-4														
3/5/1999	15.17	--	0	--	--	ND	--	ND	ND	ND	2.44	--	25.2	
6/3/1999	15.17	5.45	0	9.72	--	ND	--	ND	ND	ND	ND	ND	3.96	
9/2/1999	15.17	6.48	0	8.69	-1.03	ND	--	ND	ND	ND	ND	23	27	
12/14/1999	15.17	7.27	0	7.90	-0.79	ND	--	ND	ND	ND	ND	200	270	
3/14/2000	15.17	4.67	0	10.50	2.60	ND	--	ND	ND	ND	ND	46	49	
5/31/2000	15.17	5.48	0	9.69	-0.81	ND	--	ND	ND	ND	ND	ND	--	
8/29/2000	15.17	6.10	0	9.07	-0.62	ND	--	ND	ND	ND	ND	6.1	3.2	
12/1/2000	15.17	6.79	0	8.38	-0.69	ND	--	ND	ND	ND	ND	152	101	
3/17/2001	15.17	5.01	0	10.16	1.78	ND	--	ND	ND	ND	ND	ND	--	

**Table 2
CURRENT FLUID LEVELS AND SELECTED ANALYTICAL RESULTS**

**February 14, 2011
Former 76 Station 0843**

Date Sampled	TOC Elevation (feet)	Depth to Water (feet)	LPH Thickness (feet)	Ground-Water Elevation (feet)	Change in Elevation (feet)	TPH-G 8015 (µg/l)	TPH-G (GC/MS) (µg/l)	Benzene (µg/l)	Toluene (µg/l)	Ethyl-benzene (µg/l)	Total Xylenes (µg/l)	MTBE (8021B) (µg/l)	MTBE (8260B) (µg/l)	Comments
5/23/2001	15.17	5.78	0	9.39	-0.77	ND	--	ND	ND	ND	ND	ND	--	
9/24/2001	15.17	6.42	0	8.75	-0.64	ND<50	--	ND<0.50	ND<0.50	ND<0.50	ND<0.50	ND<5.0	--	
12/10/2001	15.17	6.41	0	8.76	0.01	ND<50	--	ND<0.50	ND<0.50	ND<0.50	ND<0.50	1700	1300	
3/11/2002	15.17	5.05	0	10.12	1.36	ND<50	--	ND<0.50	ND<0.50	ND<0.50	ND<0.50	ND<5.0	--	
6/7/2002	15.17	5.42	0	9.75	-0.37	ND<50	--	ND<0.50	ND<0.50	ND<0.50	ND<0.50	ND<2.5	--	
9/3/2002	15.17	6.50	0	8.67	-1.08	ND<50	--	ND<0.50	ND<0.50	ND<0.50	ND<0.50	ND<2.5	--	
12/12/2002	15.17	7.18	0	7.99	-0.68	ND<50	--	ND<0.50	ND<0.50	ND<0.50	ND<0.50	2.9	3.3	
3/13/2003	15.17	5.42	0	9.75	1.76	ND<50	--	ND<0.50	ND<0.50	ND<0.50	ND<0.50	ND<2.0	--	
6/12/2003	15.17	5.60	0	9.57	-0.18	ND<50	--	ND<0.50	ND<0.50	ND<0.50	ND<0.50	ND<2.0	--	
9/12/2003	15.17	6.07	0	9.10	-0.47	--	ND<50	ND<0.50	ND<0.50	ND<0.50	ND<1.0	--	ND<2.0	
12/31/2003	15.17	5.63	0	9.54	0.44	750	--	ND<5.0	ND<5.0	ND<5.0	ND<5.0	790	--	
2/12/2004	15.17	5.26	0	9.91	0.37	ND<50	--	ND<0.50	ND<0.50	ND<0.50	ND<0.50	ND<5.0	--	
6/7/2004	15.17	5.82	0	9.35	-0.56	ND<50	--	ND<0.3	ND<0.3	ND<0.3	ND<0.6	ND<1	--	
9/17/2004	15.17	6.86	0	8.31	-1.04	--	56	ND<0.50	ND<0.50	ND<0.50	ND<1.0	--	10	
12/11/2004	15.17	6.01	0	9.16	0.85	--	350	ND<2.5	ND<2.5	ND<2.5	ND<5.0	--	380	
3/11/2005	15.17	4.61	0	10.56	1.40	--	ND<50	ND<0.50	ND<0.50	ND<0.50	ND<1.0	--	ND<0.50	
5/17/2005	15.17	4.93	0	10.24	-0.32	--	ND<50	ND<0.50	ND<0.50	ND<0.50	ND<1.0	--	ND<0.50	
7/27/2005	15.17	5.74	0	9.43	-0.81	--	ND<50	ND<0.50	ND<0.50	ND<0.50	ND<1.0	--	ND<0.50	
11/23/2005	15.17	6.59	0	8.58	-0.85	--	ND<50	ND<0.50	ND<0.50	ND<0.50	ND<1.0	--	23	
2/24/2006	15.17	5.19	0	9.98	1.40	--	ND<50	ND<0.50	ND<0.50	ND<0.50	ND<1.0	--	4.7	
5/30/2006	15.17	5.07	0	10.10	0.12	--	ND<50	ND<0.50	ND<0.50	ND<0.50	ND<1.0	--	ND<0.50	
8/30/2006	15.17	6.02	0	9.15	-0.95	--	ND<50	ND<0.50	ND<0.50	ND<0.50	ND<0.50	--	ND<0.50	
11/22/2006	15.17	6.37	0	8.80	-0.35	--	ND<50	ND<0.50	ND<0.50	ND<0.50	ND<0.50	--	16	
2/23/2007	15.17	5.61	0	9.56	0.76	--	ND<50	ND<0.50	ND<0.50	ND<0.50	ND<0.50	--	ND<0.50	
5/18/2007	15.17	5.87	0	9.30	-0.26	--	ND<50	ND<0.50	ND<0.50	ND<0.50	ND<0.50	--	ND<0.50	
8/10/2007	15.17	7.49	0	7.68	-1.62	--	ND<50	ND<0.50	ND<0.50	ND<0.50	ND<0.50	--	ND<0.50	
11/9/2007	15.17	6.77	0	8.40	0.72	--	50	ND<0.50	ND<0.50	ND<0.50	ND<0.50	--	39	
2/8/2008	15.17	5.10	0	10.07	1.67	--	ND<50	ND<0.50	ND<0.50	ND<0.50	ND<1.0	--	ND<0.50	
5/16/2008	15.17	6.06	0	9.11	-0.96	--	ND<50	ND<0.50	ND<0.50	ND<0.50	ND<1.0	--	ND<0.50	
8/15/2008	15.17	6.91	0	8.26	-0.85	--	ND<50	ND<0.50	ND<0.50	ND<0.50	1.1	--	ND<0.50	
11/26/2008	15.17	7.71	0	7.46	-0.80	--	55	ND<0.50	ND<0.50	ND<0.50	ND<1.0	--	11	
2/24/2009	18.14	5.96	0	12.18	4.72	--	ND<50	ND<0.50	ND<0.50	ND<0.50	ND<1.0	--	1.8	
5/28/2009	18.14	5.70	0	12.44	0.26	--	ND<50	ND<0.50	ND<0.50	ND<0.50	ND<1.0	--	ND<0.50	
9/14/2009	18.14	6.76	0	11.38	-1.06	--	ND<50	ND<0.50	ND<0.50	ND<0.50	ND<1.0	--	ND<0.50	

**Table 2
CURRENT FLUID LEVELS AND SELECTED ANALYTICAL RESULTS**

**February 14, 2011
Former 76 Station 0843**

Date Sampled	TOC Elevation (feet)	Depth to Water (feet)	LPH Thickness (feet)	Ground-Water Elevation (feet)	Change in Elevation (feet)	TPH-G 8015 (µg/l)	TPH-G (GC/MS) (µg/l)	Benzene (µg/l)	Toluene (µg/l)	Ethyl-benzene (µg/l)	Total Xylenes (µg/l)	MTBE (8021B) (µg/l)	MTBE (8260B) (µg/l)	Comments	
11/13/2009	18.14	6.97	0	11.17	-0.21	--	--	--	--	--	--	--	--	Sampled Q1 and Q3 only	
2/5/2010	18.14	5.55	0	12.59	1.42	--	ND<50	ND<0.50	ND<0.50	ND<0.50	ND<1.0	--	0.91		
6/7/2010	18.14	5.78	0	12.36	-0.23	--	--	--	--	--	--	--	--		Sampled Q1 and Q3 only
8/3/2010	18.14	6.47	0	11.67	-0.69	--	ND<50	ND<0.50	ND<0.50	ND<0.50	ND<1.0	--	ND<0.50		
11/11/2010	18.14	7.42	0	10.72	-0.95	--	--	--	--	--	--	--	--		Sampled Q1 and Q3 only
2/14/2011	18.14	5.94	0	12.20	1.48	--	ND<50	ND<0.50	ND<0.50	ND<0.50	ND<1.0	--	ND<0.50		
MW-5															
12/14/1999	13.34	6.45	0	6.89	--	ND	--	ND	ND	ND	ND	3.5	3.8		
3/14/2000	13.34	4.46	0	8.88	1.99	ND	--	ND	ND	ND	ND	ND	--		
5/31/2000	13.34	5.18	0	8.16	-0.72	ND	--	ND	ND	ND	ND	ND	--		
8/29/2000	13.34	5.46	0	7.88	-0.28	ND	--	ND	ND	ND	ND	ND	--		
12/1/2000	13.34	5.95	0	7.39	-0.49	ND	--	ND	ND	ND	ND	ND	--		
3/17/2001	13.34	5.36	0	7.98	0.59	ND	--	ND	ND	ND	ND	ND	--		
5/23/2001	13.34	5.09	0	8.25	0.27	ND	--	ND	ND	ND	ND	ND	--		
9/24/2001	13.34	5.58	0	7.76	-0.49	ND<50	--	ND<0.50	ND<0.50	ND<0.50	ND<0.50	ND<5.0	--		
12/10/2001	13.34	5.51	0	7.83	0.07	ND<50	--	ND<0.50	ND<0.50	ND<0.50	ND<0.50	ND<5.0	--		
3/11/2002	13.34	4.70	0	8.64	0.81	ND<50	--	ND<0.50	ND<0.50	ND<0.50	ND<0.50	ND<5.0	--		
6/7/2002	13.34	--	--	--	--	--	--	--	--	--	--	--	--	Paved over	
9/3/2002	13.34	--	--	--	--	--	--	--	--	--	--	--	--	Paved over	
12/12/2002	13.34	6.42	0	6.92	--	ND<50	--	ND<0.50	ND<0.50	ND<0.50	ND<0.50	ND<2.0	--		
3/13/2003	13.34	5.12	0	8.22	1.30	ND<50	--	ND<0.50	0.54	ND<0.50	ND<0.50	ND<2.0	--		
6/12/2003	13.34	5.24	0	8.10	-0.12	ND<50	--	ND<0.50	ND<0.50	ND<0.50	ND<0.50	ND<2.0	--		
9/12/2003	13.34	5.53	0	7.81	-0.29	--	ND<50	ND<0.50	ND<0.50	ND<0.50	ND<1.0	--	ND<2.0		
12/31/2003	13.34	5.11	0	8.23	0.42	ND<50	--	ND<0.50	ND<0.50	ND<0.50	ND<0.50	ND<5.0	--		
2/12/2004	13.34	5.02	0	8.32	0.09	ND<50	--	ND<0.50	ND<0.50	ND<0.50	ND<0.50	ND<5.0	--		
6/7/2004	13.34	5.35	0	7.99	-0.33	ND<50	--	ND<0.3	ND<0.3	ND<0.3	ND<0.6	ND<1	--		
9/17/2004	13.34	6.10	0	7.24	-0.75	--	--	--	--	--	--	--	--	Sampled annually	
12/11/2004	13.34	5.53	0	7.81	0.57	--	--	--	--	--	--	--	--	Sampled annually	
3/11/2005	13.34	4.96	0	8.38	0.57	--	ND<50	ND<0.50	ND<0.50	ND<0.50	ND<1.0	--	ND<0.50		
5/17/2005	13.34	5.04	0	8.30	-0.08	--	ND<50	ND<0.50	ND<0.50	ND<0.50	ND<1.0	--	ND<0.50		
7/27/2005	13.34	5.31	0	8.03	-0.27	--	ND<50	ND<0.50	ND<0.50	ND<0.50	ND<1.0	--	ND<0.50		
11/23/2005	13.34	5.86	0	7.48	-0.55	--	ND<50	ND<0.50	ND<0.50	ND<0.50	ND<1.0	--	ND<0.50		
2/24/2006	13.34	5.08	0	8.26	0.78	--	ND<50	ND<0.50	ND<0.50	ND<0.50	ND<1.0	--	ND<0.50		
5/30/2006	13.34	5.01	0	8.33	0.07	--	ND<50	ND<0.50	ND<0.50	ND<0.50	ND<1.0	--	ND<0.50		

Table 2
CURRENT FLUID LEVELS AND SELECTED ANALYTICAL RESULTS

February 14, 2011
Former 76 Station 0843

Date Sampled	TOC Elevation (feet)	Depth to Water (feet)	LPH Thickness (feet)	Ground-Water Elevation (feet)	Change in Elevation (feet)	TPH-G 8015 (µg/l)	TPH-G (GC/MS) (µg/l)	Benzene (µg/l)	Toluene (µg/l)	Ethyl-benzene (µg/l)	Total Xylenes (µg/l)	MTBE (8021B) (µg/l)	MTBE (8260B) (µg/l)	Comments
8/30/2006	13.34	5.65	0	7.69	-0.64	--	ND<0.50	ND<0.50	ND<0.50	ND<0.50	ND<0.50	--	ND<0.50	
11/22/2006	13.34	5.82	0	7.52	-0.17	--	ND<0.50	ND<0.50	ND<0.50	ND<0.50	ND<0.50	--	ND<0.50	
2/23/2007	13.34	4.47	0	8.87	1.35	--	ND<0.50	ND<0.50	ND<0.50	ND<0.50	0.53	--	ND<0.50	
5/18/2007	13.34	5.51	0	7.83	-1.04	--	ND<0.50	ND<0.50	ND<0.50	ND<0.50	ND<0.50	--	ND<0.50	
8/10/2007	13.34	6.05	0	7.29	-0.54	--	ND<0.50	ND<0.50	ND<0.50	ND<0.50	ND<0.50	--	ND<0.50	
11/9/2007	13.34	6.10	0	7.24	-0.05	--	ND<0.50	ND<0.50	ND<0.50	ND<0.50	ND<0.50	--	ND<0.50	
2/8/2008	13.34	5.06	0	8.28	1.04	--	ND<0.50	ND<0.50	ND<0.50	ND<0.50	ND<1.0	--	ND<0.50	
5/16/2008	13.34	5.69	0	7.65	-0.63	--	ND<0.50	ND<0.50	ND<0.50	ND<0.50	ND<1.0	--	ND<0.50	
8/15/2008	13.34	6.35	0	6.99	-0.66	--	ND<0.50	ND<0.50	ND<0.50	ND<0.50	ND<1.0	--	ND<0.50	
11/26/2008	13.34	6.82	0	6.52	-0.47	--	ND<0.50	ND<0.50	ND<0.50	ND<0.50	ND<1.0	--	ND<0.50	
2/24/2009	16.45	5.10	0	11.35	4.83	--	ND<0.50	ND<0.50	ND<0.50	ND<0.50	ND<1.0	--	ND<0.50	
5/28/2009	16.45	5.12	0	11.33	-0.02	--	ND<0.50	ND<0.50	ND<0.50	ND<0.50	ND<1.0	--	ND<0.50	
9/14/2009	16.45	6.29	0	10.16	-1.17	--	ND<0.50	ND<0.50	ND<0.50	ND<0.50	ND<1.0	--	ND<0.50	
11/13/2009	16.45	6.23	0	10.22	0.06	--	--	--	--	--	--	--	--	Sampled Q1 and Q3 only
2/5/2010	16.45	5.38	0	11.07	0.85	--	ND<0.50	ND<0.50	ND<0.50	ND<0.50	ND<1.0	--	ND<0.50	
6/7/2010	16.45	5.39	0	11.06	-0.01	--	--	--	--	--	--	--	--	Sampled Q1 and Q3 only
8/3/2010	16.45	5.89	0	10.56	-0.50	--	ND<0.50	ND<0.50	ND<0.50	ND<0.50	ND<1.0	--	ND<0.50	
11/11/2010	16.45	6.36	0	10.09	-0.47	--	--	--	--	--	--	--	--	Sampled Q1 and Q3 only
2/14/2011	16.45	5.49	0	10.96	0.87	--	ND<0.50	ND<0.50	ND<0.50	ND<0.50	ND<1.0	--	ND<0.50	
MW-6														
12/14/1999	14.08	6.64	0	7.44	--	ND	--	ND	ND	ND	ND	11000	18000	
3/14/2000	14.08	4.72	0	9.36	1.92	ND	--	ND	ND	ND	ND	19000	21000	
5/31/2000	14.08	5.28	0	8.80	-0.56	ND	--	ND	ND	ND	ND	13200	--	
8/29/2000	14.08	5.39	0	8.69	-0.11	ND	--	ND	ND	ND	ND	270	400	
12/1/2000	14.08	6.11	0	7.97	-0.72	ND	--	ND	ND	ND	ND	6330	3640	
3/17/2001	14.08	6.02	0	8.06	0.09	18700	--	2950	989	1040	3000	10200	11500	
5/23/2001	14.08	5.82	0	8.26	0.20	ND	--	ND	ND	ND	ND	4660	--	
9/24/2001	14.08	6.59	0	7.49	-0.77	ND<0.50	--	ND<0.50	ND<0.50	ND<0.50	ND<0.50	160	190	
12/10/2001	14.08	6.50	0	7.58	0.09	ND<0.50	--	ND<0.50	ND<0.50	ND<0.50	ND<0.50	3200	2400	
3/11/2002	14.08	4.81	0	9.27	1.69	ND<0.50	--	ND<0.50	ND<0.50	ND<0.50	ND<0.50	92	120	
6/7/2002	14.08	--	--	--	--	--	--	--	--	--	--	--	--	Paved over
9/3/2002	14.08	--	--	--	--	--	--	--	--	--	--	--	--	Paved over
12/12/2002	14.08	6.51	0	7.57	--	590	--	ND<0.50	ND<0.50	ND<0.50	ND<0.50	1500	6200	
3/13/2003	14.08	5.20	0	8.88	1.31	--	--	--	--	--	--	--	5100	

Table 2
CURRENT FLUID LEVELS AND SELECTED ANALYTICAL RESULTS

February 14, 2011
Former 76 Station 0843

Date Sampled	TOC Elevation (feet)	Depth to Water (feet)	LPH Thickness (feet)	Ground-Water Elevation (feet)	Change in Elevation (feet)	TPH-G 8015 (µg/l)	TPH-G (GC/MS) (µg/l)	Benzene (µg/l)	Toluene (µg/l)	Ethyl-benzene (µg/l)	Total Xylenes (µg/l)	MTBE (8021B) (µg/l)	MTBE (8260B) (µg/l)	Comments
3/13/2003	14.08	5.20	0	8.88	1.31	1600	--	ND<5.0	ND<5.0	ND<5.0	ND<5.0	4900	4100	
6/12/2003	14.08	5.38	0	8.70	-0.18	1600	--	ND<10	ND<10	ND<10	ND<10	5200	3700	
9/12/2003	14.08	6.29	0	7.79	-0.91	--	ND<250	ND<2.5	ND<2.5	ND<2.5	ND<5.0	--	310	
12/31/2003	14.08	5.38	0	8.70	0.91	3300	--	ND<25	ND<25	ND<25	ND<25	3800	--	
2/12/2004	14.08	5.06	0	9.02	0.32	1100	--	ND<10	ND<10	ND<10	ND<10	1900	2800	
6/7/2004	14.08	5.45	0	8.63	-0.39	2500	--	ND<3	ND<3	ND<3	ND<6	3200	2900	
9/17/2004	14.08	6.20	0	7.88	-0.75	--	1300	ND<10	ND<10	ND<10	ND<20	--	2000	
12/11/2004	14.08	5.60	0	8.48	0.60	--	1800	ND<10	ND<10	ND<10	ND<20	--	2700	
3/11/2005	14.08	4.71	0	9.37	0.89	--	ND<1000	ND<10	ND<10	ND<10	ND<20	--	2500	
5/17/2005	14.08	4.98	0	9.10	-0.27	--	ND<1000	ND<0.50	ND<0.50	ND<0.50	ND<1.0	--	2200	
7/27/2005	14.08	5.48	0	8.60	-0.50	--	ND<1000	ND<0.50	ND<0.50	ND<0.50	ND<1.0	--	1100	
11/23/2005	14.08	6.01	0	8.07	-0.53	--	590	ND<0.50	ND<0.50	ND<0.50	ND<1.0	--	1700	
2/24/2006	14.08	5.12	0	8.96	0.89	--	400	ND<0.50	ND<0.50	ND<0.50	ND<1.0	--	990	
5/30/2006	14.08	5.04	0	9.04	0.08	--	ND<1200	ND<12	ND<12	ND<12	ND<25	--	560	
8/30/2006	14.08	7.01	0	7.07	-1.97	--	930	ND<5.0	ND<5.0	ND<5.0	ND<5.0	--	820	
11/22/2006	14.08	6.16	0	7.92	0.85	--	690	ND<5.0	ND<5.0	ND<5.0	ND<5.0	--	620	
2/23/2007	14.08	5.44	0	8.64	0.72	--	190	ND<0.50	ND<0.50	ND<0.50	ND<0.50	--	410	
5/18/2007	14.08	5.63	0	8.45	-0.19	--	390	ND<0.50	ND<0.50	ND<0.50	ND<0.50	--	620	
8/10/2007	14.08	6.71	0	7.37	-1.08	--	390	ND<0.50	ND<0.50	ND<0.50	ND<0.50	--	660	
11/9/2007	14.08	6.17	0	7.91	0.54	--	580	ND<0.50	ND<0.50	ND<0.50	ND<0.50	--	820	
2/8/2008	14.08	5.20	0	8.88	0.97	--	360	ND<0.50	ND<0.50	ND<0.50	ND<1.0	--	570	
5/16/2008	14.08	5.70	0	8.38	-0.50	--	200	ND<0.50	ND<0.50	ND<0.50	ND<1.0	--	480	
8/15/2008	14.08	6.46	0	7.62	-0.76	--	160	ND<0.50	ND<0.50	ND<0.50	ND<1.0	--	450	
11/26/2008	14.08	7.01	0	7.07	-0.55	--	300	ND<0.50	ND<0.50	ND<0.50	ND<1.0	--	400	
2/24/2009	16.97	5.20	0	11.77	4.70	--	250	ND<0.50	ND<0.50	ND<0.50	ND<1.0	--	450	
5/28/2009	16.97	5.26	0	11.71	-0.06	--	74	ND<0.50	ND<0.50	ND<0.50	ND<1.0	--	290	
9/14/2009	16.97	6.30	0	10.67	-1.04	--	230	ND<0.50	ND<0.50	ND<0.50	ND<1.0	--	310	
11/13/2009	16.97	6.40	0	10.57	-0.10	--	--	--	--	--	--	--	--	Sampled Q1 and Q3 only
2/5/2010	16.97	5.89	0	11.08	0.51	--	130	ND<0.50	ND<0.50	ND<0.50	ND<1.0	--	310	
6/7/2010	16.97	5.52	0	11.45	0.37	--	--	--	--	--	--	--	--	Sampled Q1 and Q3 only
8/3/2010	16.97	5.96	0	11.01	-0.44	--	71	ND<0.50	ND<0.50	ND<0.50	ND<1.0	--	180	
11/11/2010	16.97	6.54	0	10.43	-0.58	--	--	--	--	--	--	--	--	Sampled Q1 and Q3 only
2/14/2011	16.97	5.63	0	11.34	0.91	--	110	ND<0.50	ND<0.50	ND<0.50	ND<1.0	--	180	

MW-7

Table 2
CURRENT FLUID LEVELS AND SELECTED ANALYTICAL RESULTS

February 14, 2011
Former 76 Station 0843

Date Sampled	TOC Elevation (feet)	Depth to Water (feet)	LPH Thickness (feet)	Ground-Water Elevation (feet)	Change in Elevation (feet)	TPH-G 8015 (µg/l)	TPH-G (GC/MS) (µg/l)	Benzene (µg/l)	Toluene (µg/l)	Ethyl-benzene (µg/l)	Total Xylenes (µg/l)	MTBE (8021B) (µg/l)	MTBE (8260B) (µg/l)	Comments
5/28/2009	17.81	8.29	0	9.52	--	--	1100	ND<0.50	ND<0.50	1.4	7.1	--	15000	
9/14/2009	17.81	6.77	0	11.04	1.52	--	7900	ND<25	ND<25	ND<25	ND<50	--	15000	
11/13/2009	17.81	6.78	0	11.03	-0.01	--	5700	ND<10	ND<10	ND<10	ND<20	--	13000	
2/5/2010	17.81	8.50	0	9.31	-1.72	--	4300	ND<12	ND<12	ND<12	ND<25	--	12000	
6/7/2010	17.81	5.74	0	12.07	2.76	--	7100	ND<12	ND<12	ND<12	ND<25	--	16000	
8/3/2010	17.81	6.36	0	11.45	-0.62	--	1600	ND<10	ND<10	ND<10	ND<20	--	12000	
11/11/2010	17.81	7.23	0	10.58	-0.87	--	2600	ND<5.0	ND<5.0	ND<5.0	ND<10	--	13000	
2/14/2011	17.81	6.33	0	11.48	0.90	--	7900	ND<50	ND<50	ND<50	ND<100	--	13000	
MW-8														
5/28/2009	18.13	7.42	0	10.71	--	--	850	ND<0.50	ND<0.50	ND<0.50	ND<1.0	--	12000	
9/14/2009	18.13	6.97	0	11.16	0.45	--	3500	ND<25	ND<25	ND<25	ND<50	--	5600	
11/13/2009	18.13	7.11	0	11.02	-0.14	--	3200	ND<5.0	ND<5.0	ND<5.0	ND<10	--	6700	
2/5/2010	18.13	7.38	0	10.75	-0.27	--	2400	ND<10	ND<10	ND<10	ND<20	--	6300	
6/7/2010	18.13	6.07	0	12.06	1.31	--	4200	ND<10	ND<10	ND<10	ND<20	--	9000	
8/3/2010	18.13	6.56	0	11.57	-0.49	--	1200	ND<5.0	ND<5.0	ND<5.0	ND<10	--	5600	
11/11/2010	18.13	7.60	0	10.53	-1.04	--	ND<5000	ND<50	ND<50	ND<50	ND<100	--	4900	
2/14/2011	18.13	6.22	0	11.91	1.38	--	3900	ND<25	ND<25	ND<25	ND<50	--	7100	
MW-9														
5/28/2009	18.75	6.24	0	12.51	--	--	1200	ND<0.50	ND<0.50	0.75	15	--	13000	
9/14/2009	18.75	7.36	0	11.39	-1.12	--	280	ND<0.50	ND<0.50	ND<0.50	ND<1.0	--	390	
11/13/2009	18.75	7.56	0	11.19	-0.20	--	170	ND<0.50	ND<0.50	ND<0.50	ND<1.0	--	280	
2/5/2010	18.75	6.70	0	12.05	0.86	--	100	ND<0.50	ND<0.50	ND<0.50	ND<1.0	--	190	
6/7/2010	18.75	6.59	0	12.16	0.11	--	ND<50	ND<0.50	ND<0.50	ND<0.50	ND<1.0	--	66	
8/3/2010	18.75	7.00	0	11.75	-0.41	--	ND<50	ND<0.50	ND<0.50	ND<0.50	ND<1.0	--	99	
11/11/2010	18.75	8.02	0	10.73	-1.02	--	83	ND<0.50	ND<0.50	ND<0.50	ND<1.0	--	270	
2/14/2011	18.75	6.69	0	12.06	1.33	--	170	ND<0.50	ND<0.50	ND<0.50	ND<1.0	--	320	
MW-10														
5/28/2009	18.84	6.69	0	12.15	--	--	700	ND<0.50	ND<0.50	ND<0.50	ND<1.0	--	3500	
9/14/2009	18.84	7.50	0	11.34	-0.81	--	3300	ND<6.2	ND<6.2	ND<6.2	ND<12	--	4900	
11/13/2009	18.84	7.70	0	11.14	-0.20	--	1500	ND<2.5	ND<2.5	ND<2.5	ND<5.0	--	3300	
2/5/2010	18.84	6.66	0	12.18	1.04	--	110	ND<0.50	ND<0.50	ND<0.50	ND<1.0	--	260	
6/7/2010	18.84	6.56	0	12.28	0.10	--	ND<50	ND<0.50	ND<0.50	ND<0.50	ND<1.0	--	7.9	
8/3/2010	18.84	7.14	0	11.70	-0.58	--	ND<50	ND<0.50	ND<0.50	ND<0.50	ND<1.0	--	2.3	
11/11/2010	18.84	8.16	0	10.68	-1.02	--	ND<50	ND<0.50	ND<0.50	ND<0.50	ND<1.0	--	1.6	
2/14/2011	18.84	6.71	0	12.13	1.45	--	ND<50	ND<0.50	ND<0.50	ND<0.50	ND<1.0	--	1.9	

Table 2
CURRENT FLUID LEVELS AND SELECTED ANALYTICAL RESULTS

February 14, 2011
Former 76 Station 0843

Date Sampled	TOC Elevation (feet)	Depth to Water (feet)	LPH Thickness (feet)	Ground-Water Elevation (feet)	Change in Elevation (feet)	TPH-G 8015 (µg/l)	TPH-G (GC/MS) (µg/l)	Benzene (µg/l)	Toluene (µg/l)	Ethyl-benzene (µg/l)	Total Xylenes (µg/l)	MTBE (8021B) (µg/l)	MTBE (8260B) (µg/l)	Comments
MW-11														
5/28/2009	18.72	6.18	0	12.54	--	--	920	ND<0.50	ND<0.50	ND<0.50	ND<1.0	--	15000	
9/14/2009	18.72	7.45	0	11.27	-1.27	--	11000	ND<25	ND<25	ND<25	ND<50	--	18000	
11/13/2009	18.72	7.51	0	11.21	-0.06	--	6200	ND<10	ND<10	ND<10	ND<20	--	13000	
2/5/2010	18.72	7.50	0	11.22	0.01	--	4500	ND<12	ND<12	ND<12	ND<25	--	13000	
6/7/2010	18.72	6.36	0	12.36	1.14	--	4300	ND<10	ND<10	ND<10	ND<20	--	9500	
8/3/2010	18.72	6.90	0	11.82	-0.54	--	1400	ND<5.0	ND<5.0	ND<5.0	ND<10	--	6000	
11/11/2010	18.72	8.00	0	10.72	-1.10	--	1600	ND<5.0	ND<5.0	ND<5.0	ND<10	--	6100	
2/14/2011	18.72	6.52	0	12.20	1.48	--	3500	ND<6.2	ND<6.2	ND<6.2	ND<12	--	7400	

**Table 2a
ADDITIONAL CURRENT ANALYTICAL RESULTS**

Former 76 Station 0843

Date Sampled	TBA (µg/l)	Ethanol (8260B) (µg/l)	Ethylene- dibromide (EDB) (µg/l)	EDB (504) (µg/l)	1,2-DCA (EDC) (µg/l)	DIPE (µg/l)	ETBE (µg/l)	TAME (µg/l)	Carbon (organic, total) (mg/l)	Chromium VI (µg/l)	Chromium (total) (µg/l)	Chromium (dissolved) (µg/l)	Comments
MW-1													
9/2/1999	ND	ND	--	--	--	ND	ND	ND	--	--	--	--	
3/15/2005	ND<5.0	ND<50	--	--	--	ND<0.50	ND<0.50	ND<0.50	--	--	--	--	
2/24/2006	62	ND<250	--	--	--	ND<0.50	ND<0.50	5.5	--	--	--	--	
11/22/2006	74	ND<250	--	--	--	ND<0.50	ND<0.50	0.51	--	--	--	--	
2/23/2007	ND<100	ND<2500	--	--	--	ND<5.0	ND<5.0	ND<5.0	--	--	--	--	
5/18/2007	ND<100	ND<2500	--	--	--	ND<5.0	ND<5.0	ND<5.0	--	--	--	--	
8/10/2007	ND<500	ND<12000	--	--	--	ND<25	ND<25	ND<25	--	--	--	--	
11/9/2007	ND<500	ND<12000	--	--	--	ND<25	ND<25	ND<25	--	--	--	--	
2/8/2008	ND<100	ND<2500	--	--	--	ND<5.0	ND<5.0	ND<5.0	--	--	--	--	
5/16/2008	ND<250	ND<6200	--	--	--	ND<12	ND<12	ND<12	--	--	--	--	
8/15/2008	ND<100	ND<2500	--	--	--	ND<5.0	ND<5.0	ND<5.0	--	--	--	--	
11/26/2008	ND<10	ND<250	--	--	--	ND<0.50	ND<0.50	ND<0.50	--	--	--	--	
2/24/2009	ND<10	ND<250	--	--	--	ND<0.50	ND<0.50	2.5	1.3	--	--	--	
5/28/2009	ND<200	ND<5000	ND<10	--	ND<10	ND<10	ND<10	ND<10	1.8	2.0	87	--	
9/14/2009	ND<100	ND<2500	--	--	--	ND<5.0	ND<5.0	ND<5.0	1.4	2.2	220	--	
2/5/2010	ND<250	ND<6200	ND<12	--	ND<12	ND<12	ND<12	ND<12	--	--	--	--	
8/3/2010	140	ND<500	ND<1.0	--	ND<1.0	ND<1.0	ND<1.0	ND<1.0	1.5	ND<2.0	70	ND<10	
2/14/2011	99	ND<500	ND<1.0	--	ND<1.0	ND<1.0	ND<1.0	ND<1.0	1.6	2.7	91	ND<10	
MW-1AR													
5/28/2009	ND<10	ND<250	ND<0.50	--	ND<0.50	ND<0.50	ND<0.50	1.6	--	--	--	--	
9/14/2009	110	ND<500	--	--	--	ND<1.0	ND<1.0	ND<1.0	4.5	ND<2.0	170	--	
11/13/2009	ND<10	ND<250	ND<0.50	--	ND<0.50	ND<0.50	ND<0.50	ND<0.50	--	--	--	--	
2/5/2010	ND<10	ND<250	ND<0.50	--	ND<0.50	ND<0.50	ND<0.50	ND<0.50	--	--	--	--	
6/7/2010	ND<10	ND<250	ND<0.50	--	ND<0.50	ND<0.50	ND<0.50	ND<0.50	2.1	ND<2.0	25	ND<10	
8/3/2010	ND<10	ND<250	ND<0.50	--	ND<0.50	ND<0.50	ND<0.50	ND<0.50	2.2	ND<2.0	ND<10	ND<10	
11/11/2010	ND<10	ND<250	ND<0.50	--	ND<0.50	ND<0.50	ND<0.50	ND<0.50	2.3	ND<2.0	14	ND<10	
2/14/2011	ND<10	ND<250	ND<0.50	--	ND<0.50	ND<0.50	ND<0.50	ND<0.50	2.0	2.6	ND<10	ND<10	
MW-1BR													
5/28/2009	ND<10	ND<250	ND<0.50	--	ND<0.50	ND<0.50	ND<0.50	2.0	--	--	--	--	
9/14/2009	33	ND<500	--	--	--	ND<1.0	ND<1.0	1.9	3.7	ND<2.0	250	--	
11/13/2009	ND<10	ND<250	ND<0.50	--	ND<0.50	ND<0.50	ND<0.50	1.2	--	--	--	--	
2/5/2010	ND<10	ND<250	ND<0.50	--	ND<0.50	ND<0.50	ND<0.50	ND<0.50	--	--	--	--	
6/7/2010	ND<10	ND<250	ND<0.50	--	ND<0.50	ND<0.50	ND<0.50	ND<0.50	1.8	ND<2.0	26	ND<10	
8/3/2010	ND<10	ND<250	ND<0.50	--	ND<0.50	ND<0.50	ND<0.50	ND<0.50	1.8	ND<2.0	25	ND<10	

Table 2a
ADDITIONAL CURRENT ANALYTICAL RESULTS

Former 76 Station 0843

Date Sampled	TBA (µg/l)	Ethanol (8260B) (µg/l)	Ethylene- dibromide (EDB) (µg/l)	EDB (504) (µg/l)	1,2-DCA (EDC) (µg/l)	DIPE (µg/l)	ETBE (µg/l)	TAME (µg/l)	Carbon (organic, total) (mg/l)	Chromium VI (µg/l)	Chromium (total) (µg/l)	Chromium (dissolved) (µg/l)	Comments
11/11/2010	ND<10	ND<250	ND<0.50	--	ND<0.50	ND<0.50	ND<0.50	ND<0.50	1.9	ND<2.0	12	ND<10	
2/14/2011	ND<10	ND<250	ND<0.50	--	ND<0.50	ND<0.50	ND<0.50	ND<0.50	1.7	3.7	34	ND<10	
MW-2													
9/2/1999	ND	ND	--	--	--	ND	ND	ND	--	--	--	--	
12/14/1999	ND	ND	ND	--	ND	ND	ND	ND	--	--	--	--	
3/14/2000	1300	ND	ND	--	ND	ND	ND	ND	--	--	--	--	
5/31/2000	ND	ND	ND	--	ND	ND	ND	ND	--	--	--	--	
8/29/2000	250	ND	ND	--	ND	ND	ND	ND	--	--	--	--	
12/1/2000	ND	ND	ND	--	ND	ND	ND	ND	--	--	--	--	
3/17/2001	ND	ND	ND	--	ND	14.8	ND	ND	--	--	--	--	
5/23/2001	ND	ND	ND	--	ND	ND	ND	ND	--	--	--	--	
9/24/2001	ND<5000	ND<5000000	ND<100	--	ND<100	ND<100	ND<100	ND<100	--	--	--	--	
12/10/2001	ND<500	ND<1200000	ND<25	--	ND<25	ND<25	ND<25	ND<25	--	--	--	--	
3/11/2002	ND<1000	ND<5000000	ND<20	--	ND<20	ND<20	ND<20	ND<20	--	--	--	--	
6/7/2002	ND<1000	ND<2000000	ND<25	--	ND<25	ND<25	ND<25	ND<25	--	--	--	--	
9/3/2002	ND<1000	ND<5000000	ND<20	--	ND<20	ND<20	ND<20	ND<20	--	--	--	--	
MW-2A													
12/12/2002	ND<100	ND<500000	ND<2.0	--	2.3	ND<2.0	ND<2.0	ND<2.0	--	--	--	--	
3/13/2003	ND<100	ND<500000	ND<2.0	--	ND<2.0	ND<2.0	ND<2.0	ND<2.0	--	--	--	--	
6/12/2003	ND<100	ND<500000	ND<2.0	--	ND<2.0	ND<2.0	ND<2.0	ND<2.0	--	--	--	--	
9/12/2003	ND<100	ND<500	ND<2.0	--	ND<2.0	ND<2.0	ND<2.0	ND<2.0	--	--	--	--	
12/31/2003	ND<100	ND<500	ND<2.0	--	ND<2.0	ND<2.0	ND<2.0	ND<2.0	--	--	--	--	
2/12/2004	ND<100	ND<500	ND<2.0	--	ND<2.0	ND<2.0	ND<2.0	ND<2.0	--	--	--	--	
6/7/2004	ND<12	ND<800	ND<0.5	--	ND<0.5	ND<1	ND<1	ND<1	--	--	--	--	
9/17/2004	6.7	ND<50	--	--	--	ND<1.0	ND<0.50	ND<0.50	--	--	--	--	
12/11/2004	ND<5.0	ND<50	--	--	--	ND<1.0	ND<0.50	ND<0.50	--	--	--	--	
3/15/2005	ND<5.0	ND<50	--	--	--	ND<0.50	ND<0.50	ND<0.50	--	--	--	--	
5/17/2005	ND<5.0	ND<50	--	--	--	ND<0.50	ND<0.50	ND<0.50	--	--	--	--	
7/27/2005	ND<5.0	ND<50	--	--	--	ND<0.50	ND<0.50	ND<0.50	--	--	--	--	
11/23/2005	ND<10	ND<250	--	--	--	ND<0.50	ND<0.50	ND<0.50	--	--	--	--	
2/24/2006	ND<10	ND<250	--	--	--	ND<0.50	ND<0.50	ND<0.50	--	--	--	--	
5/30/2006	ND<10	ND<250	--	--	--	ND<0.50	ND<0.50	ND<0.50	--	--	--	--	
8/30/2006	ND<10	ND<250	--	--	--	ND<0.50	ND<0.50	ND<0.50	--	--	--	--	
11/22/2006	ND<10	ND<250	--	--	--	ND<0.50	ND<0.50	ND<0.50	--	--	--	--	
2/23/2007	ND<10	ND<250	--	--	--	ND<0.50	ND<0.50	ND<0.50	--	--	--	--	

Table 2a
ADDITIONAL CURRENT ANALYTICAL RESULTS

Former 76 Station 0843

Date Sampled	TBA (µg/l)	Ethanol (8260B) (µg/l)	Ethylene- dibromide (EDB) (µg/l)	EDB (504) (µg/l)	1,2-DCA (EDC) (µg/l)	DIPE (µg/l)	ETBE (µg/l)	TAME (µg/l)	Carbon (organic, total) (mg/l)	Chromium VI (µg/l)	Chromium (total) (µg/l)	Chromium (dissolved) (µg/l)	Comments
5/18/2007	ND<10	ND<250	--	--	--	ND<0.50	ND<0.50	ND<0.50	--	--	--	--	
8/10/2007	ND<10	ND<250	--	--	--	ND<0.50	ND<0.50	ND<0.50	--	--	--	--	
11/9/2007	ND<10	ND<250	--	--	--	ND<0.50	ND<0.50	ND<0.50	--	--	--	--	
2/8/2008	ND<10	ND<250	--	--	--	ND<0.50	ND<0.50	ND<0.50	--	--	--	--	
5/16/2008	ND<10	ND<250	--	--	--	ND<0.50	ND<0.50	ND<0.50	--	--	--	--	
8/15/2008	ND<10	ND<250	--	--	--	ND<0.50	ND<0.50	ND<0.50	--	--	--	--	
11/26/2008	ND<10	ND<250	--	--	--	ND<0.50	ND<0.50	ND<0.50	--	--	--	--	
2/24/2009	ND<10	ND<250	--	--	--	ND<0.50	ND<0.50	ND<0.50	17	--	--	--	
MW-3													
9/2/1999	ND	ND	--	--	--	ND	ND	ND	--	--	--	--	
3/11/2005	ND<5.0	ND<50	--	--	--	ND<0.50	ND<0.50	ND<0.50	--	--	--	--	
5/17/2005	ND<5.0	ND<50	--	--	--	ND<0.50	ND<0.50	ND<0.50	--	--	--	--	
7/27/2005	ND<5.0	ND<50	--	--	--	ND<0.50	ND<0.50	ND<0.50	--	--	--	--	
11/23/2005	ND<10	ND<250	--	--	--	ND<0.50	ND<0.50	ND<0.50	--	--	--	--	
2/24/2006	ND<10	ND<250	--	--	--	ND<0.50	ND<0.50	ND<0.50	--	--	--	--	
5/30/2006	ND<10	ND<250	--	--	--	ND<0.50	ND<0.50	ND<0.50	--	--	--	--	
8/30/2006	ND<10	ND<250	--	--	--	ND<0.50	ND<0.50	ND<0.50	--	--	--	--	
11/22/2006	ND<10	ND<250	--	--	--	ND<0.50	ND<0.50	ND<0.50	--	--	--	--	
2/23/2007	ND<10	ND<250	--	--	--	ND<0.50	ND<0.50	ND<0.50	--	--	--	--	
5/18/2007	ND<10	ND<250	--	--	--	ND<0.50	ND<0.50	ND<0.50	--	--	--	--	
8/10/2007	ND<10	ND<250	--	--	--	ND<0.50	ND<0.50	ND<0.50	--	--	--	--	
11/9/2007	ND<10	ND<250	--	--	--	ND<0.50	ND<0.50	ND<0.50	--	--	--	--	
2/8/2008	ND<10	ND<250	--	--	--	ND<0.50	ND<0.50	ND<0.50	--	--	--	--	
5/16/2008	ND<10	ND<250	--	--	--	ND<0.50	ND<0.50	ND<0.50	--	--	--	--	
8/15/2008	ND<10	ND<250	--	--	--	ND<0.50	ND<0.50	ND<0.50	--	--	--	--	
11/26/2008	ND<10	ND<250	--	--	--	ND<0.50	ND<0.50	ND<0.50	--	--	--	--	
2/24/2009	ND<10	ND<250	--	--	--	ND<0.50	ND<0.50	ND<0.50	3.2	--	--	--	
5/28/2009	ND<10	ND<250	ND<0.50	--	ND<0.50	ND<0.50	ND<0.50	ND<0.50	--	--	--	--	
9/14/2009	ND<10	ND<250	--	--	--	ND<0.50	ND<0.50	ND<0.50	--	--	--	--	
2/5/2010	ND<10	ND<250	ND<0.50	--	ND<0.50	ND<0.50	ND<0.50	ND<0.50	--	--	--	--	
8/3/2010	ND<10	ND<250	ND<0.50	--	ND<0.50	ND<0.50	ND<0.50	ND<0.50	--	--	--	--	
2/14/2011	ND<10	ND<250	ND<0.50	--	ND<0.50	ND<0.50	ND<0.50	ND<0.50	--	--	--	--	
MW-4													
9/2/1999	ND	ND	--	--	--	ND	ND	ND	--	--	--	--	
12/10/2001	ND<290	ND<710000	ND<14	--	ND<14	ND<14	ND<14	ND<14	--	--	--	--	

Table 2a
ADDITIONAL CURRENT ANALYTICAL RESULTS

Former 76 Station 0843

Date Sampled	TBA (µg/l)	Ethanol (8260B) (µg/l)	Ethylene- dibromide (EDB) (µg/l)	EDB (504) (µg/l)	1,2-DCA (EDC) (µg/l)	DIPE (µg/l)	ETBE (µg/l)	TAME (µg/l)	Carbon (organic, total) (mg/l)	Chromium VI (µg/l)	Chromium (total) (µg/l)	Chromium (dissolved) (µg/l)	Comments
12/12/2002	ND<100	ND<500000	ND<2.0	--	ND<2.0	ND<2.0	ND<2.0	ND<2.0	--	--	--	--	
9/12/2003	--	ND<500	--	--	--	--	--	--	--	--	--	--	
9/17/2004	ND<5.0	ND<50	--	--	--	ND<1.0	ND<0.50	ND<0.50	--	--	--	--	
12/11/2004	ND<25	ND<250	--	--	--	ND<5.0	ND<2.5	ND<2.5	--	--	--	--	
3/11/2005	ND<5.0	ND<50	--	--	--	ND<0.50	ND<0.50	ND<0.50	--	--	--	--	
5/17/2005	ND<5.0	ND<50	--	--	--	ND<0.50	ND<0.50	ND<0.50	--	--	--	--	
7/27/2005	ND<5.0	ND<50	--	--	--	ND<0.50	ND<0.50	ND<0.50	--	--	--	--	
11/23/2005	ND<10	ND<250	--	--	--	ND<0.50	ND<0.50	ND<0.50	--	--	--	--	
2/24/2006	ND<10	ND<250	--	--	--	ND<0.50	ND<0.50	ND<0.50	--	--	--	--	
5/30/2006	ND<10	ND<250	--	--	--	ND<0.50	ND<0.50	ND<0.50	--	--	--	--	
8/30/2006	ND<10	ND<250	--	--	--	ND<0.50	ND<0.50	ND<0.50	--	--	--	--	
11/22/2006	ND<10	ND<250	--	--	--	ND<0.50	ND<0.50	ND<0.50	--	--	--	--	
2/23/2007	ND<10	ND<250	--	--	--	ND<0.50	ND<0.50	ND<0.50	--	--	--	--	
5/18/2007	ND<10	ND<250	--	--	--	ND<0.50	ND<0.50	ND<0.50	--	--	--	--	
8/10/2007	ND<10	ND<250	--	--	--	ND<0.50	ND<0.50	ND<0.50	--	--	--	--	
11/9/2007	ND<10	ND<250	--	--	--	ND<0.50	ND<0.50	ND<0.50	--	--	--	--	
2/8/2008	ND<10	290	--	--	--	ND<0.50	ND<0.50	ND<0.50	--	--	--	--	
5/16/2008	ND<10	ND<250	--	--	--	ND<0.50	ND<0.50	ND<0.50	--	--	--	--	
8/15/2008	ND<10	ND<250	--	--	--	ND<0.50	ND<0.50	ND<0.50	--	--	--	--	
11/26/2008	ND<10	ND<250	--	--	--	ND<0.50	ND<0.50	ND<0.50	--	--	--	--	
2/24/2009	ND<10	ND<250	--	--	--	ND<0.50	ND<0.50	ND<0.50	1.7	--	--	--	
5/28/2009	ND<10	ND<250	ND<0.50	--	ND<0.50	ND<0.50	ND<0.50	ND<0.50	--	--	--	--	
9/14/2009	ND<10	ND<250	--	--	--	ND<0.50	ND<0.50	ND<0.50	--	--	--	--	
2/5/2010	ND<10	ND<250	ND<0.50	--	ND<0.50	ND<0.50	ND<0.50	ND<0.50	--	--	--	--	
8/3/2010	ND<10	ND<250	ND<0.50	--	ND<0.50	ND<0.50	ND<0.50	ND<0.50	--	--	--	--	
2/14/2011	ND<10	ND<250	ND<0.50	--	ND<0.50	ND<0.50	ND<0.50	ND<0.50	--	--	--	--	
MW-5													
9/12/2003	--	ND<500	--	--	--	--	--	--	--	--	--	--	
3/11/2005	ND<5.0	ND<50	--	--	--	ND<0.50	ND<0.50	ND<0.50	--	--	--	--	
5/17/2005	ND<5.0	ND<50	--	--	--	ND<0.50	ND<0.50	ND<0.50	--	--	--	--	
7/27/2005	ND<5.0	ND<50	--	--	--	ND<0.50	ND<0.50	ND<0.50	--	--	--	--	
11/23/2005	ND<10	ND<250	--	--	--	ND<0.50	ND<0.50	ND<0.50	--	--	--	--	
2/24/2006	59	ND<250	--	--	--	ND<0.50	ND<0.50	ND<0.50	--	--	--	--	
5/30/2006	ND<10	ND<250	--	--	--	ND<0.50	ND<0.50	ND<0.50	--	--	--	--	
8/30/2006	ND<10	ND<250	--	--	--	ND<0.50	ND<0.50	ND<0.50	--	--	--	--	

Table 2a
ADDITIONAL CURRENT ANALYTICAL RESULTS

Former 76 Station 0843

Date Sampled	TBA (µg/l)	Ethanol (8260B) (µg/l)	Ethylene- dibromide (EDB) (µg/l)	EDB (504) (µg/l)	1,2-DCA (EDC) (µg/l)	DIPE (µg/l)	ETBE (µg/l)	TAME (µg/l)	Carbon (organic, total) (mg/l)	Chromium VI (µg/l)	Chromium (total) (µg/l)	Chromium (dissolved) (µg/l)	Comments
11/22/2006	ND<10	ND<250	--	--	--	ND<0.50	ND<0.50	ND<0.50	--	--	--	--	
2/23/2007	ND<10	ND<250	--	--	--	ND<0.50	ND<0.50	ND<0.50	--	--	--	--	
5/18/2007	ND<10	ND<250	--	--	--	ND<0.50	ND<0.50	ND<0.50	--	--	--	--	
8/10/2007	ND<10	ND<250	--	--	--	ND<0.50	ND<0.50	ND<0.50	--	--	--	--	
11/9/2007	ND<10	ND<250	--	--	--	ND<0.50	ND<0.50	ND<0.50	--	--	--	--	
2/8/2008	ND<10	ND<250	--	--	--	ND<0.50	ND<0.50	ND<0.50	--	--	--	--	
5/16/2008	ND<10	ND<250	--	--	--	ND<0.50	ND<0.50	ND<0.50	--	--	--	--	
8/15/2008	ND<10	ND<250	--	--	--	ND<0.50	ND<0.50	ND<0.50	--	--	--	--	
11/26/2008	ND<10	ND<250	--	--	--	ND<0.50	ND<0.50	ND<0.50	--	--	--	--	
2/24/2009	ND<10	ND<250	--	--	--	ND<0.50	ND<0.50	ND<0.50	4.5	--	--	--	
5/28/2009	ND<10	ND<250	ND<0.50	--	ND<0.50	ND<0.50	ND<0.50	ND<0.50	--	--	--	--	
9/14/2009	ND<10	ND<250	--	--	--	ND<0.50	ND<0.50	ND<0.50	--	--	--	--	
2/5/2010	ND<10	ND<250	ND<0.50	--	ND<0.50	ND<0.50	ND<0.50	ND<0.50	--	--	--	--	
8/3/2010	ND<10	ND<250	ND<0.50	--	ND<0.50	ND<0.50	ND<0.50	ND<0.50	--	--	--	--	
2/14/2011	ND<10	ND<250	ND<0.50	--	ND<0.50	ND<0.50	ND<0.50	ND<0.50	--	--	--	--	
MW-6													
3/17/2001	ND	ND	ND	--	219	ND	ND	ND	--	--	--	--	
9/24/2001	ND<100	ND<1000000	ND<2.0	--	ND<2.0	ND<2.0	ND<2.0	ND<2.0	--	--	--	--	
12/10/2001	ND<500	ND<1200000	ND<25	--	ND<25	ND<25	ND<25	ND<25	--	--	--	--	
3/11/2002	ND<100	ND<500000	ND<2.0	--	ND<2.0	ND<2.0	ND<2.0	ND<2.0	--	--	--	--	
12/12/2002	ND<10000	ND<5000000	ND<200	--	ND<200	ND<200	ND<200	ND<200	--	--	--	--	
3/13/2003	ND<5000	ND<2500000	ND<100	--	ND<100	ND<100	ND<100	ND<100	--	--	--	--	
6/12/2003	ND<2000	ND<1000000	ND<40	--	ND<40	ND<40	ND<40	ND<40	--	--	--	--	
9/12/2003	--	ND<2500	--	--	--	--	--	--	--	--	--	--	
2/12/2004	ND<2000	ND<10000	ND<40	--	ND<40	ND<40	ND<40	ND<40	--	--	--	--	
6/7/2004	ND<200	ND<8000	ND<5	--	ND<5	ND<10	ND<10	ND<10	--	--	--	--	
9/17/2004	ND<100	ND<1000	--	--	--	ND<20	ND<10	ND<10	--	--	--	--	
12/11/2004	ND<100	ND<1000	--	--	--	ND<20	ND<10	ND<10	--	--	--	--	
3/11/2005	ND<100	ND<1000	--	--	--	ND<10	ND<10	ND<10	--	--	--	--	
5/17/2005	ND<100	ND<1000	--	--	--	ND<10	ND<10	ND<10	--	--	--	--	
7/27/2005	ND<100	ND<1000	--	--	--	ND<10	ND<10	ND<10	--	--	--	--	
11/23/2005	ND<10	ND<250	--	--	--	ND<0.50	ND<0.50	1.0	--	--	--	--	
2/24/2006	ND<10	ND<250	--	--	--	ND<0.50	ND<0.50	0.68	--	--	--	--	
5/30/2006	ND<250	ND<6200	--	--	--	ND<12	ND<12	ND<12	--	--	--	--	
8/30/2006	ND<100	ND<2500	--	--	--	ND<5.0	ND<5.0	ND<5.0	--	--	--	--	

Table 2a
ADDITIONAL CURRENT ANALYTICAL RESULTS

Former 76 Station 0843

Date Sampled	TBA (µg/l)	Ethanol (8260B) (µg/l)	Ethylene- dibromide (EDB) (µg/l)	EDB (504) (µg/l)	1,2-DCA (EDC) (µg/l)	DIPE (µg/l)	ETBE (µg/l)	TAME (µg/l)	Carbon (organic, total) (mg/l)	Chromium VI (µg/l)	Chromium (total) (µg/l)	Chromium (dissolved) (µg/l)	Comments
11/22/2006	ND<100	ND<2500	--	--	--	ND<5.0	ND<5.0	ND<5.0	--	--	--	--	
2/23/2007	ND<10	ND<250	--	--	--	ND<0.50	ND<0.50	ND<0.50	--	--	--	--	
5/18/2007	ND<10	ND<250	--	--	--	ND<0.50	ND<0.50	ND<0.50	--	--	--	--	
8/10/2007	ND<10	ND<250	--	--	--	ND<0.50	ND<0.50	ND<0.50	--	--	--	--	
11/9/2007	ND<10	ND<250	--	--	--	ND<0.50	ND<0.50	0.52	--	--	--	--	
2/8/2008	ND<10	ND<250	--	--	--	ND<0.50	ND<0.50	ND<0.50	--	--	--	--	
5/16/2008	ND<10	ND<250	--	--	--	ND<0.50	ND<0.50	ND<0.50	--	--	--	--	
8/15/2008	ND<10	ND<250	--	--	--	ND<0.50	ND<0.50	ND<0.50	--	--	--	--	
11/26/2008	ND<10	ND<250	--	--	--	ND<0.50	ND<0.50	ND<0.50	--	--	--	--	
2/24/2009	ND<10	ND<250	--	--	--	ND<0.50	ND<0.50	ND<0.50	2.7	--	--	--	
5/28/2009	ND<10	ND<250	ND<0.50	--	ND<0.50	ND<0.50	ND<0.50	ND<0.50	--	--	--	--	
9/14/2009	23	ND<250	--	--	--	ND<0.50	ND<0.50	ND<0.50	--	--	--	--	
2/5/2010	41	ND<250	ND<0.50	--	ND<0.50	ND<0.50	ND<0.50	ND<0.50	--	--	--	--	
8/3/2010	ND<10	ND<250	ND<0.50	ND<0.010	ND<0.50	ND<0.50	ND<0.50	ND<0.50	--	--	--	--	
2/14/2011	ND<10	ND<250	ND<0.50	--	ND<0.50	ND<0.50	ND<0.50	ND<0.50	--	--	--	--	
MW-7													
5/28/2009	150	ND<250	ND<0.50	--	ND<0.50	ND<0.50	ND<0.50	11	--	--	--	--	
9/14/2009	680	ND<12000	--	--	--	ND<25	ND<25	ND<25	9.8	ND<2.0	76	--	
11/13/2009	ND<200	ND<5000	ND<10	--	ND<10	ND<10	ND<10	ND<10	--	--	--	--	
2/5/2010	1600	ND<6200	ND<12	--	ND<12	ND<12	ND<12	ND<12	--	--	--	--	
6/7/2010	ND<250	ND<6200	ND<12	--	ND<12	ND<12	ND<12	ND<12	3.9	ND<2.0	11	ND<10	
8/3/2010	1400	ND<5000	ND<10	--	ND<10	ND<10	ND<10	ND<10	3.6	ND<2.0	79	ND<10	
11/11/2010	1200	ND<2500	ND<5.0	--	ND<5.0	ND<5.0	ND<5.0	ND<5.0	4.1	ND<2.0	27	ND<10	
2/14/2011	ND<1000	ND<25000	ND<5.0	--	ND<5.0	ND<5.0	ND<5.0	ND<5.0	4.1	ND<2.0	43	ND<10	
MW-8													
5/28/2009	36	ND<250	ND<0.50	--	ND<0.50	ND<0.50	ND<0.50	9.7	9.9	ND<2.0	140	--	
9/14/2009	ND<500	ND<12000	--	--	--	ND<25	ND<25	ND<25	14	ND<2.0	60	--	
11/13/2009	ND<100	ND<2500	ND<5.0	--	ND<5.0	ND<5.0	ND<5.0	ND<5.0	--	--	--	--	
2/5/2010	960	ND<5000	ND<10	--	ND<10	ND<10	ND<10	ND<10	--	--	--	--	
6/7/2010	ND<200	ND<5000	ND<10	--	ND<10	ND<10	ND<10	ND<10	4.0	ND<2.0	21	ND<10	
8/3/2010	670	ND<2500	ND<5.0	ND<0.010	ND<5.0	ND<5.0	ND<5.0	ND<5.0	3.9	ND<2.0	74	ND<10	
11/11/2010	ND<1000	ND<25000	ND<5.0	--	ND<5.0	ND<5.0	ND<5.0	ND<5.0	3.7	ND<2.0	46	ND<10	
2/14/2011	ND<500	ND<12000	ND<25	--	ND<25	ND<25	ND<25	ND<25	3.7	ND<2.0	59	ND<10	
MW-9													
5/28/2009	40	ND<250	ND<0.50	--	ND<0.50	ND<0.50	ND<0.50	11	--	--	--	--	

Table 2a
ADDITIONAL CURRENT ANALYTICAL RESULTS

Former 76 Station 0843

Date Sampled	TBA (µg/l)	Ethanol (8260B) (µg/l)	Ethylene- dibromide (EDB) (µg/l)	EDB (504) (µg/l)	1,2-DCA (EDC) (µg/l)	DIPE (µg/l)	ETBE (µg/l)	TAME (µg/l)	Carbon (organic, total) (mg/l)	Chromium VI (µg/l)	Chromium (total) (µg/l)	Chromium (dissolved) (µg/l)	Comments
9/14/2009	24	ND<250	--	--	--	ND<0.50	ND<0.50	ND<0.50	3.0	ND<2.0	520	--	
11/13/2009	ND<10	ND<250	ND<0.50	--	ND<0.50	ND<0.50	ND<0.50	ND<0.50	--	--	--	--	
2/5/2010	ND<10	ND<250	ND<0.50	--	ND<0.50	ND<0.50	ND<0.50	ND<0.50	--	--	--	--	
6/7/2010	ND<10	ND<250	ND<0.50	--	ND<0.50	ND<0.50	ND<0.50	ND<0.50	2.7	6.1	24	ND<10	
8/3/2010	ND<10	ND<250	ND<0.50	--	ND<0.50	ND<0.50	ND<0.50	ND<0.50	2.6	2.5	25	ND<10	
11/11/2010	ND<10	ND<250	ND<0.50	--	ND<0.50	ND<0.50	ND<0.50	ND<0.50	2.4	2.6	24	ND<10	
2/14/2011	ND<10	ND<250	ND<0.50	--	ND<0.50	ND<0.50	ND<0.50	ND<0.50	2.4	6.6	22	ND<10	
MW-10													
5/28/2009	39	ND<250	ND<0.50	--	ND<0.50	ND<0.50	ND<0.50	4.6	2.4	2.0	ND<10	--	
9/14/2009	240	ND<3100	--	--	--	ND<6.2	ND<6.2	ND<6.2	2.7	ND<2.0	24	--	
11/13/2009	ND<50	ND<1200	ND<2.5	--	ND<2.5	ND<2.5	ND<2.5	ND<2.5	--	--	--	--	
2/5/2010	35	ND<250	ND<0.50	--	ND<0.50	ND<0.50	ND<0.50	ND<0.50	--	--	--	--	
6/7/2010	ND<10	ND<250	ND<0.50	--	ND<0.50	ND<0.50	ND<0.50	ND<0.50	2.0	6.5	15	ND<10	
8/3/2010	ND<10	ND<250	ND<0.50	--	ND<0.50	ND<0.50	ND<0.50	ND<0.50	2.0	8.7	19	ND<10	
11/11/2010	ND<10	ND<250	ND<0.50	--	ND<0.50	ND<0.50	ND<0.50	ND<0.50	1.8	10	20	11	
2/14/2011	ND<10	ND<250	ND<0.50	--	ND<0.50	ND<0.50	ND<0.50	ND<0.50	1.8	14	18	15	
MW-11													
5/28/2009	140	ND<250	ND<0.50	--	ND<0.50	ND<0.50	ND<0.50	9.4	--	--	--	--	
9/14/2009	850	ND<12000	--	--	--	ND<25	ND<25	ND<25	3.3	ND<2.0	14	--	
11/13/2009	ND<200	ND<5000	ND<10	--	ND<10	ND<10	ND<10	ND<10	--	--	--	--	
2/5/2010	1600	ND<6200	ND<12	--	ND<12	ND<12	ND<12	ND<12	--	--	--	--	
6/7/2010	ND<200	ND<5000	ND<10	--	ND<10	ND<10	ND<10	ND<10	3.0	ND<2.0	ND<10	ND<10	
8/3/2010	620	ND<2500	ND<5.0	ND<0.010	ND<5.0	ND<5.0	ND<5.0	ND<5.0	2.9	ND<2.0	ND<10	ND<10	
11/11/2010	ND<100	ND<2500	ND<5.0	--	ND<5.0	ND<5.0	ND<5.0	ND<5.0	2.8	ND<2.0	17	ND<10	
2/14/2011	670	ND<3100	ND<6.2	--	ND<6.2	ND<6.2	ND<6.2	ND<6.2	3.5	ND<2.0	14	ND<10	

**Table 2b
ADDITIONAL CURRENT ANALYTICAL RESULTS**

Former 76 Station 0843

Date Sampled	Iron Ferrous (µg/l)	Manganese (dissolved) (µg/l)	Manganese (total) (µg/l)	Nitrogen as Nitrate (mg/l)	Sulfate (mg/l)	Dissolved Oxygen (Lab) (mg O/)	Redox Potential (ORP-Lab) (mV)	Specific Conductance (umhos)	Post-purge Dissolved Oxygen ()	Pre-purge Dissolved Oxygen ()	Pre-purge ORP ()	Post-purge ORP ()	Comments
MW-1													
9/2/1999	--	--	--	--	--	--	--	--	--	--	--	--	--
3/15/2005	--	--	--	--	--	--	--	--	--	--	--	--	--
2/24/2006	--	--	--	--	--	--	--	--	--	--	--	--	--
11/22/2006	--	--	--	--	--	--	--	--	--	--	--	--	--
2/23/2007	--	--	--	--	--	--	--	--	--	--	--	--	--
5/18/2007	--	--	--	--	--	--	--	--	--	--	--	--	--
8/10/2007	--	--	--	--	--	--	--	--	--	--	--	--	--
11/9/2007	--	--	--	--	--	--	--	--	--	--	--	--	--
2/8/2008	--	--	--	--	--	--	--	--	--	--	--	--	--
5/16/2008	--	--	--	--	--	--	--	--	--	--	--	--	--
8/15/2008	--	--	--	--	--	--	--	--	--	--	--	--	--
11/26/2008	--	--	--	--	--	--	--	--	--	--	--	--	--
2/24/2009	ND<100	ND<1.0	500	--	18	--	--	--	4.63	3.22	57	59	
5/28/2009	ND<500	2.4	550	9.9	25	8.6	130	463	0.80	2.95	119	171	
9/14/2009	ND<100	3.7	1600	11	25	6.8	204	429	1.93	3.81	233	146	
2/5/2010	--	--	--	--	--	--	--	--	0.83	1.42	66	71	
8/3/2010	ND<100	1.8	1100	16	24	6.7	333.4	508	1.10	1.68	172	158	
2/14/2011	ND<500	5.4	530	18	25	8.9	418.5	509	6.45	4.45	355	356	
MW-1AR													
5/28/2009	--	--	--	--	--	--	--	--	1.72	0.95	144	177	
9/14/2009	2500	570	830	17	39	7.0	205	655	1.68	1.83	235	187	
11/13/2009	--	--	--	--	--	--	--	--	3.13	2.98	174	16	
2/5/2010	--	--	--	--	--	--	--	--	0.37	0.94	79	75	
6/7/2010	490	210	450	21	30	6.1	273.4	554	0.79	1.27	56	78	
8/3/2010	550	180	230	21	31	8.1	225.1	537	0.39	0.58	148	108	
11/11/2010	370	210	330	20	31	7.6	206.5	545	2.67	2.46	204	216	
2/14/2011	420	150	190	21	32	7.3	217.9	537	1.31	1.48	349	362	
MW-1BR													
5/28/2009	--	--	--	--	--	--	--	--	0.61	1.37	145	165	
9/14/2009	ND<500	230	930	17	59	6.7	207	673	0.46	1.02	228	143	
11/13/2009	--	--	--	--	--	--	--	--	5.74	4.59	151	107	
2/5/2010	--	--	--	--	--	--	--	--	0.38	0.82	85	79	
6/7/2010	380	110	180	27	30	6.6	479.4	539	0.74	1.42	48	10	
8/3/2010	240	130	230	26	28	7.3	271.8	548	0.37	0.43	54	59	

Table 2b
ADDITIONAL CURRENT ANALYTICAL RESULTS

Former 76 Station 0843

Date Sampled	Iron Ferrous (µg/l)	Manganese (dissolved) (µg/l)	Manganese (total) (µg/l)	Nitrogen as Nitrate (mg/l)	Sulfate (mg/l)	Dissolved Oxygen (Lab) (mg O/)	Redox Potential (ORP-Lab) (mV)	Specific Conductance (umhos)	Post-purge Dissolved Oxygen (l)	Pre-purge Dissolved Oxygen (l)	Pre-purge ORP (l)	Post-purge ORP (l)	Comments
11/11/2010	250	130	170	ND<0.44	28	7.0	227.8	540	1.78	1.43	212	212	
2/14/2011	290	73	170	29	28	8.1	286.1	531	1.07	1.74	356	351	
MW-2													
9/2/1999	--	--	--	--	--	--	--	--	--	--	--	--	--
12/14/1999	--	--	--	--	--	--	--	--	--	--	--	--	--
3/14/2000	--	--	--	--	--	--	--	--	--	--	--	--	--
5/31/2000	--	--	--	--	--	--	--	--	--	--	--	--	--
8/29/2000	--	--	--	--	--	--	--	--	--	--	--	--	--
12/1/2000	--	--	--	--	--	--	--	--	--	--	--	--	--
3/17/2001	--	--	--	--	--	--	--	--	--	--	--	--	--
5/23/2001	--	--	--	--	--	--	--	--	--	--	--	--	--
9/24/2001	--	--	--	--	--	--	--	--	--	--	--	--	--
12/10/2001	--	--	--	--	--	--	--	--	--	--	--	--	--
3/11/2002	--	--	--	--	--	--	--	--	--	--	--	--	--
6/7/2002	--	--	--	--	--	--	--	--	--	--	--	--	--
9/3/2002	--	--	--	--	--	--	--	--	--	--	--	--	--
MW-2A													
12/12/2002	--	--	--	--	--	--	--	--	--	--	--	--	--
3/13/2003	--	--	--	--	--	--	--	--	--	--	--	--	--
6/12/2003	--	--	--	--	--	--	--	--	--	--	--	--	--
9/12/2003	--	--	--	--	--	--	--	--	--	--	--	--	--
12/31/2003	--	--	--	--	--	--	--	--	--	--	--	--	--
2/12/2004	--	--	--	--	--	--	--	--	--	--	--	--	--
6/7/2004	--	--	--	--	--	--	--	--	--	--	--	--	--
9/17/2004	--	--	--	--	--	--	--	--	--	--	--	--	--
12/11/2004	--	--	--	--	--	--	--	--	--	--	--	--	--
3/15/2005	--	--	--	--	--	--	--	--	--	--	--	--	--
5/17/2005	--	--	--	--	--	--	--	--	--	--	--	--	--
7/27/2005	--	--	--	--	--	--	--	--	--	--	--	--	--
11/23/2005	--	--	--	--	--	--	--	--	--	--	--	--	--
2/24/2006	--	--	--	--	--	--	--	--	--	--	--	--	--
5/30/2006	--	--	--	--	--	--	--	--	--	--	--	--	--
8/30/2006	--	--	--	--	--	--	--	--	--	--	--	--	--
11/22/2006	--	--	--	--	--	--	--	--	--	--	--	--	--
2/23/2007	--	--	--	--	--	--	--	--	--	--	--	--	--

**Table 2b
ADDITIONAL CURRENT ANALYTICAL RESULTS**

Former 76 Station 0843

Date Sampled	Iron Ferrous (µg/l)	Manganese (dissolved) (µg/l)	Manganese (total) (µg/l)	Nitrogen as Nitrate (mg/l)	Sulfate (mg/l)	Dissolved Oxygen (Lab) (mg O/)	Redox Potential (ORP-Lab) (mV)	Specific Conductance (umhos)	Post-purge Dissolved Oxygen (l)	Pre-purge Dissolved Oxygen (l)	Pre-purge ORP (l)	Post-purge ORP (l)	Comments
5/18/2007	--	--	--	--	--	--	--	--	--	--	--	--	
8/10/2007	--	--	--	--	--	--	--	--	--	--	--	--	
11/9/2007	--	--	--	--	--	--	--	--	--	--	--	--	
2/8/2008	--	--	--	--	--	--	--	--	--	--	--	--	
5/16/2008	--	--	--	--	--	--	--	--	--	--	--	--	
8/15/2008	--	--	--	--	--	--	--	--	--	--	--	--	
11/26/2008	--	--	--	--	--	--	--	--	--	--	--	--	
2/24/2009	110	ND<1.0	130	--	87	--	--	--	3.38	4.44	50	34	
MW-3													
9/2/1999	--	--	--	--	--	--	--	--	--	--	--	--	
3/11/2005	--	--	--	--	--	--	--	--	--	--	--	--	
5/17/2005	--	--	--	--	--	--	--	--	--	--	--	--	
7/27/2005	--	--	--	--	--	--	--	--	--	--	--	--	
11/23/2005	--	--	--	--	--	--	--	--	--	--	--	--	
2/24/2006	--	--	--	--	--	--	--	--	--	--	--	--	
5/30/2006	--	--	--	--	--	--	--	--	--	--	--	--	
8/30/2006	--	--	--	--	--	--	--	--	--	--	--	--	
11/22/2006	--	--	--	--	--	--	--	--	--	--	--	--	
2/23/2007	--	--	--	--	--	--	--	--	--	--	--	--	
5/18/2007	--	--	--	--	--	--	--	--	--	--	--	--	
8/10/2007	--	--	--	--	--	--	--	--	--	--	--	--	
11/9/2007	--	--	--	--	--	--	--	--	--	--	--	--	
2/8/2008	--	--	--	--	--	--	--	--	--	--	--	--	
5/16/2008	--	--	--	--	--	--	--	--	--	--	--	--	
8/15/2008	--	--	--	--	--	--	--	--	--	--	--	--	
11/26/2008	--	--	--	--	--	--	--	--	--	--	--	--	
2/24/2009	ND<100	ND<1.0	1100	--	130	--	--	--	5.01	2.30	46	49	
5/28/2009	--	--	--	--	--	--	--	--	0.61	4.03	141	85	
9/14/2009	--	--	--	--	--	6.6	196	658	0.49	2.02	146	119	
2/5/2010	--	--	--	--	--	--	--	--	1.04	2.64	338	71	
8/3/2010	--	--	--	--	--	6.7	279.4	601	0.95	2.24	103	103	
2/14/2011	--	--	--	--	--	4.9	288.9	587	1.15	2.43	187	188	
MW-4													
9/2/1999	--	--	--	--	--	--	--	--	--	--	--	--	
12/10/2001	--	--	--	--	--	--	--	--	--	--	--	--	

**Table 2b
ADDITIONAL CURRENT ANALYTICAL RESULTS**

Former 76 Station 0843

Date Sampled	Iron Ferrous (µg/l)	Manganese (dissolved) (µg/l)	Manganese (total) (µg/l)	Nitrogen as Nitrate (mg/l)	Sulfate (mg/l)	Dissolved Oxygen (Lab) (mg O/)	Redox Potential (ORP-Lab) (mV)	Specific Conductance (umhos)	Post-purge Dissolved Oxygen (l)	Pre-purge Dissolved Oxygen (l)	Pre-purge ORP (l)	Post-purge ORP (l)	Comments
12/12/2002	--	--	--	--	--	--	--	--	--	--	--	--	
9/12/2003	--	--	--	--	--	--	--	--	--	--	--	--	
9/17/2004	--	--	--	--	--	--	--	--	--	--	--	--	
12/11/2004	--	--	--	--	--	--	--	--	--	--	--	--	
3/11/2005	--	--	--	--	--	--	--	--	--	--	--	--	
5/17/2005	--	--	--	--	--	--	--	--	--	--	--	--	
7/27/2005	--	--	--	--	--	--	--	--	--	--	--	--	
11/23/2005	--	--	--	--	--	--	--	--	--	--	--	--	
2/24/2006	--	--	--	--	--	--	--	--	--	--	--	--	
5/30/2006	--	--	--	--	--	--	--	--	--	--	--	--	
8/30/2006	--	--	--	--	--	--	--	--	--	--	--	--	
11/22/2006	--	--	--	--	--	--	--	--	--	--	--	--	
2/23/2007	--	--	--	--	--	--	--	--	--	--	--	--	
5/18/2007	--	--	--	--	--	--	--	--	--	--	--	--	
8/10/2007	--	--	--	--	--	--	--	--	--	--	--	--	
11/9/2007	--	--	--	--	--	--	--	--	--	--	--	--	
2/8/2008	--	--	--	--	--	--	--	--	--	--	--	--	
5/16/2008	--	--	--	--	--	--	--	--	--	--	--	--	
8/15/2008	--	--	--	--	--	--	--	--	--	--	--	--	
11/26/2008	--	--	--	--	--	--	--	--	--	--	--	--	
2/24/2009	ND<100	3.1	250	--	130	--	--	--	6.15	4.27	61	64	
5/28/2009	--	--	--	--	--	--	--	--	3.68	3.76	141	55	
9/14/2009	--	--	--	--	--	7.1	195	1020	2.16	2.78	142	63	
2/5/2010	--	--	--	--	--	--	--	--	8.59	7.70	309	326	
8/3/2010	--	--	--	--	--	8.3	280.9	1110	5.26	2.88	102	106	
2/14/2011	--	--	--	--	--	9.2	294.6	770	7.02	6.84	187	172	
MW-5													
9/12/2003	--	--	--	--	--	--	--	--	--	--	--	--	
3/11/2005	--	--	--	--	--	--	--	--	--	--	--	--	
5/17/2005	--	--	--	--	--	--	--	--	--	--	--	--	
7/27/2005	--	--	--	--	--	--	--	--	--	--	--	--	
11/23/2005	--	--	--	--	--	--	--	--	--	--	--	--	
2/24/2006	--	--	--	--	--	--	--	--	--	--	--	--	
5/30/2006	--	--	--	--	--	--	--	--	--	--	--	--	
8/30/2006	--	--	--	--	--	--	--	--	--	--	--	--	

Table 2b
ADDITIONAL CURRENT ANALYTICAL RESULTS

Former 76 Station 0843

Date Sampled	Iron Ferrous (µg/l)	Manganese (dissolved) (µg/l)	Manganese (total) (µg/l)	Nitrogen as Nitrate (mg/l)	Sulfate (mg/l)	Dissolved Oxygen (Lab) (mg O/)	Redox Potential (ORP-Lab) (mV)	Specific Conductance (umhos)	Post-purge Dissolved Oxygen (l)	Pre-purge Dissolved Oxygen (l)	Pre-purge ORP (l)	Post-purge ORP (l)	Comments
11/22/2006	--	--	--	--	--	--	--	--	--	--	--	--	
2/23/2007	--	--	--	--	--	--	--	--	--	--	--	--	
5/18/2007	--	--	--	--	--	--	--	--	--	--	--	--	
8/10/2007	--	--	--	--	--	--	--	--	--	--	--	--	
11/9/2007	--	--	--	--	--	--	--	--	--	--	--	--	
2/8/2008	--	--	--	--	--	--	--	--	--	--	--	--	
5/16/2008	--	--	--	--	--	--	--	--	--	--	--	--	
8/15/2008	--	--	--	--	--	--	--	--	--	--	--	--	
11/26/2008	--	--	--	--	--	--	--	--	--	--	--	--	
2/24/2009	ND<100	ND<1.0	720	--	64	--	--	--	5.65	2.58	27	34	
5/28/2009	--	--	--	--	--	--	--	--	1.71	4.32	138	94	
9/14/2009	--	--	--	--	--	4.0	204	609	0.64	2.08	147	115	
2/5/2010	--	--	--	--	--	--	--	--	2.08	2.59	295	71	
8/3/2010	--	--	--	--	--	8.6	288.2	611	7.12	2.08	62	102	
2/14/2011	--	--	--	--	--	6.0	317.6	617	1.55	2.81	179	195	
MW-6													
3/17/2001	--	--	--	--	--	--	--	--	--	--	--	--	
9/24/2001	--	--	--	--	--	--	--	--	--	--	--	--	
12/10/2001	--	--	--	--	--	--	--	--	--	--	--	--	
3/11/2002	--	--	--	--	--	--	--	--	--	--	--	--	
12/12/2002	--	--	--	--	--	--	--	--	--	--	--	--	
3/13/2003	--	--	--	--	--	--	--	--	--	--	--	--	
6/12/2003	--	--	--	--	--	--	--	--	--	--	--	--	
9/12/2003	--	--	--	--	--	--	--	--	--	--	--	--	
2/12/2004	--	--	--	--	--	--	--	--	--	--	--	--	
6/7/2004	--	--	--	--	--	--	--	--	--	--	--	--	
9/17/2004	--	--	--	--	--	--	--	--	--	--	--	--	
12/11/2004	--	--	--	--	--	--	--	--	--	--	--	--	
3/11/2005	--	--	--	--	--	--	--	--	--	--	--	--	
5/17/2005	--	--	--	--	--	--	--	--	--	--	--	--	
7/27/2005	--	--	--	--	--	--	--	--	--	--	--	--	
11/23/2005	--	--	--	--	--	--	--	--	--	--	--	--	
2/24/2006	--	--	--	--	--	--	--	--	--	--	--	--	
5/30/2006	--	--	--	--	--	--	--	--	--	--	--	--	
8/30/2006	--	--	--	--	--	--	--	--	--	--	--	--	

**Table 2b
ADDITIONAL CURRENT ANALYTICAL RESULTS**

Former 76 Station 0843

Date Sampled	Iron Ferrous (µg/l)	Manganese (dissolved) (µg/l)	Manganese (total) (µg/l)	Nitrogen as Nitrate (mg/l)	Sulfate (mg/l)	Dissolved Oxygen (Lab) (mg O/)	Redox Potential (ORP-Lab) (mV)	Specific Conductance (umhos)	Post-purge Dissolved Oxygen ()	Pre-purge Dissolved Oxygen ()	Pre-purge ORP ()	Post-purge ORP ()	Comments
11/22/2006	--	--	--	--	--	--	--	--	--	--	--	--	
2/23/2007	--	--	--	--	--	--	--	--	--	--	--	--	
5/18/2007	--	--	--	--	--	--	--	--	--	--	--	--	
8/10/2007	--	--	--	--	--	--	--	--	--	--	--	--	
11/9/2007	--	--	--	--	--	--	--	--	--	--	--	--	
2/8/2008	--	--	--	--	--	--	--	--	--	--	--	--	
5/16/2008	--	--	--	--	--	--	--	--	--	--	--	--	
8/15/2008	--	--	--	--	--	--	--	--	--	--	--	--	
11/26/2008	--	--	--	--	--	--	--	--	--	--	--	--	
2/24/2009	ND<100	1.2	2300	--	85	--	--	--	3.40	1.29	68	67	
5/28/2009	--	--	--	--	--	--	--	--	1.06	1.85	142	56	
9/14/2009	--	--	--	--	--	7.1	205	595	0.46	1.07	154	118	
2/5/2010	--	--	--	--	--	--	--	--	2.96	2.73	314	135	
8/3/2010	--	--	--	--	--	8.0	291.7	530	0.72	1.35	96	103	
2/14/2011	--	--	--	--	--	5.2	326.6	542	1.01	2.16	195	198	
MW-7													
5/28/2009	--	--	--	--	--	--	--	--	1.24	0.63	160	124	
9/14/2009	3200	2000	2200	4.2	180	6.9	217	1030	0.26	1.35	-13	-53	
11/13/2009	--	--	--	--	--	--	--	--	--	0.76	1	-24	
2/5/2010	--	--	--	--	--	--	--	--	1.46	0.69	-10	-7	
6/7/2010	1200	1200	1500	4.1	72	8.2	342.6	801	0.57	1.10	11	-13	
8/3/2010	4500	1100	1500	3.9	69	8.9	105.6	745	2.18	1.05	112	105	
11/11/2010	2000	1000	1000	2.3	67	6.3	54.88	740	1.45	2.32	176	190	
2/14/2011	2700	920	1000	2.9	55	8.0	191.4	713	0.94	1.20	198	76	
MW-8													
5/28/2009	ND<1000	280	830	12	130	9.0	124	923	2.22	1.38	146	68	
9/14/2009	480	1000	1300	7.7	260	6.2	407	1100	0.28	1.11	151	92	
11/13/2009	--	--	--	--	--	--	--	--	3.51	0.84	111	72	
2/5/2010	--	--	--	--	--	--	--	--	1.17	0.58	88	63	
6/7/2010	620	870	1200	6.1	81	8.3	350.3	791	0.72	1.27	22	35	
8/3/2010	1500	860	1300	6.8	85	8.9	218.5	733	3.03	0.90	88	101	
11/11/2010	430	810	1000	5.2	83	7.7	229.2	724	1.31	0.98	179	170	
2/14/2011	440	830	1400	5.8	75	8.0	267.0	694	2.81	3.44	197	188	
MW-9													
5/28/2009	--	--	--	--	--	--	--	--	--	--	--	--	

Table 2b
ADDITIONAL CURRENT ANALYTICAL RESULTS

Former 76 Station 0843

Date Sampled	Iron Ferrous (µg/l)	Manganese (dissolved) (µg/l)	Manganese (total) (µg/l)	Nitrogen as Nitrate (mg/l)	Sulfate (mg/l)	Dissolved Oxygen (Lab) (mg O/)	Redox Potential (ORP-Lab) (mV)	Specific Conductance (umhos)	Post-purge Dissolved Oxygen ()	Pre-purge Dissolved Oxygen ()	Pre-purge ORP ()	Post-purge ORP ()	Comments
9/14/2009	ND<1000	180	4700	5.0	68	7.3	204	580	3.58	4.16	236	171	
11/13/2009	--	--	--	--	--	--	--	--	5.06	4.22	81	105	
2/5/2010	--	--	--	--	--	--	--	--	0.93	1.25	102	102	
6/7/2010	280	200	1100	6.9	41	7.9	380.3	665	0.95	1.46	61	39	
8/3/2010	160	120	540	5.8	42	7.2	300.6	651	1.02	0.70	48	64	
11/11/2010	ND<500	180	1000	6.0	35	6.5	217.8	686	1.92	2.72	201	207	
2/14/2011	230	60	440	8.1	29	9.5	305.5	690	0.78	0.64	349	346	
MW-10													
5/28/2009	150	280	350	9.1	30	7.1	139	661	0.30	1.76	151	156	
9/14/2009	210	280	380	6.3	33	6.1	205	675	2.19	0.67	235	114	
11/13/2009	--	--	--	--	--	--	--	--	1.20	1.58	95	77	
2/5/2010	--	--	--	--	--	--	--	--	0.83	0.98	87	87	
6/7/2010	260	18	340	10	29	8.1	379.1	490	3.24	3.26	82	84	
8/3/2010	150	10	150	12	27	8.4	315.2	476	3.71	3.62	74	62	
11/11/2010	ND<100	9.2	160	13	28	7.6	175.6	529	3.07	4.23	190	207	
2/14/2011	160	43	45	13	30	9.2	326.6	560	2.25	3.77	342	355	
MW-11													
5/28/2009	--	--	--	--	--	--	--	--	0.22	0.80	1.56	147	
9/14/2009	310	570	740	0.73	37	6.7	192	780	0.81	0.82	224	49	
11/13/2009	--	--	--	--	--	--	--	--	0.35	1.52	53	23	
2/5/2010	--	--	--	--	--	--	--	--	1.33	1.56	280	126	
6/7/2010	310	280	980	1.5	20	7.0	501.3	737	0.70	1.31	97	44	
8/3/2010	100	440	730	3.3	20	6.9	317.6	727	0.54	1.21	12	-20	
11/11/2010	990	610	830	2.7	23	6.6	145.0	718	0.60	2.02	192	211	
2/14/2011	240	560	760	3.1	21	9.4	473.7	750	0.88	0.56	337	324	

ARCADIS

Attachment C

Laboratory Report and Chain-of-Custody Documentation



Date of Report: 03/19/2013

Kathy Brandt

Arcadis

1900 Powell Street 12th Floor
Emeryville, CA 94608

Project: 0843
BC Work Order: 1304480
Invoice ID: B142030

Enclosed are the results of analyses for samples received by the laboratory on 3/5/2013. If you have any questions concerning this report, please feel free to contact me.

Sincerely,

Contact Person: Molly Meyers
Client Service Rep

Authorized Signature

Certifications: CA ELAP #1186; NV #CA00014



Table of Contents

Sample Information

Chain of Custody and Cooler Receipt form.....	4
Laboratory / Client Sample Cross Reference.....	11

Sample Results

1304480-01 - MW-1-W-130305	
Volatile Organic Analysis (EPA Method 8260).....	16
Purgeable Aromatics and Total Petroleum Hydrocarbons.....	17
Water Analysis (General Chemistry).....	18
Metals Analysis.....	19
1304480-02 - MW-1AR-W-130305	
Volatile Organic Analysis (EPA Method 8260).....	20
Purgeable Aromatics and Total Petroleum Hydrocarbons.....	21
Water Analysis (General Chemistry).....	22
Metals Analysis.....	23
1304480-03 - MW-1BR-W-130305	
Volatile Organic Analysis (EPA Method 8260).....	24
Purgeable Aromatics and Total Petroleum Hydrocarbons.....	25
Water Analysis (General Chemistry).....	26
Metals Analysis.....	27
1304480-04 - MW-3-W-130305	
Volatile Organic Analysis (EPA Method 8260).....	28
Purgeable Aromatics and Total Petroleum Hydrocarbons.....	29
Water Analysis (General Chemistry).....	30
1304480-05 - MW-4-W-130305	
Volatile Organic Analysis (EPA Method 8260).....	31
Purgeable Aromatics and Total Petroleum Hydrocarbons.....	32
Water Analysis (General Chemistry).....	33
1304480-06 - MW-5-W-130305	
Volatile Organic Analysis (EPA Method 8260).....	34
Purgeable Aromatics and Total Petroleum Hydrocarbons.....	35
Water Analysis (General Chemistry).....	36
Metals Analysis.....	37
1304480-07 - MW-6-W-130305	
Volatile Organic Analysis (EPA Method 8260).....	38
Purgeable Aromatics and Total Petroleum Hydrocarbons.....	39
Water Analysis (General Chemistry).....	40
Metals Analysis.....	41
1304480-08 - MW-7-W-130305	
Volatile Organic Analysis (EPA Method 8260).....	42
Purgeable Aromatics and Total Petroleum Hydrocarbons.....	43
Water Analysis (General Chemistry).....	44
Metals Analysis.....	45
1304480-09 - MW-8-W-130305	
Volatile Organic Analysis (EPA Method 8260).....	46
Purgeable Aromatics and Total Petroleum Hydrocarbons.....	47
Water Analysis (General Chemistry).....	48
Metals Analysis.....	49
1304480-10 - MW-9-W-130305	
Volatile Organic Analysis (EPA Method 8260).....	50
Purgeable Aromatics and Total Petroleum Hydrocarbons.....	51
Water Analysis (General Chemistry).....	52
Metals Analysis.....	53
1304480-11 - MW-10-W-130305	
Volatile Organic Analysis (EPA Method 8260).....	54



Table of Contents

Purgeable Aromatics and Total Petroleum Hydrocarbons.....	55
Water Analysis (General Chemistry).....	56
Metals Analysis.....	57
1304480-12 - MW-11-W-130305	
Volatile Organic Analysis (EPA Method 8260).....	58
Purgeable Aromatics and Total Petroleum Hydrocarbons.....	59
Water Analysis (General Chemistry).....	60
Metals Analysis.....	61
1304480-13 - QA-W-130305	
Volatile Organic Analysis (EPA Method 8260).....	62
Quality Control Reports	
Volatile Organic Analysis (EPA Method 8260)	
Method Blank Analysis.....	63
Laboratory Control Sample.....	64
Precision and Accuracy.....	65
Purgeable Aromatics and Total Petroleum Hydrocarbons	
Method Blank Analysis.....	66
Laboratory Control Sample.....	67
Precision and Accuracy.....	68
Water Analysis (General Chemistry)	
Method Blank Analysis.....	69
Laboratory Control Sample.....	70
Precision and Accuracy.....	71
Metals Analysis	
Method Blank Analysis.....	72
Laboratory Control Sample.....	73
Precision and Accuracy.....	74
Notes	
Notes and Definitions.....	75



BC LABORATORIES INC.		COOLER RECEIPT FORM		Rev. No. 13	08/17/12	Page 1 Of 6				
Submission #: 1304480										
SHIPPING INFORMATION Federal Express <input type="checkbox"/> UPS <input type="checkbox"/> Hand Delivery <input type="checkbox"/> BC Lab Field Service <input checked="" type="checkbox"/> Other <input type="checkbox"/> (Specify) _____				SHIPPING CONTAINER Ice Chest <input checked="" type="checkbox"/> None <input type="checkbox"/> Box <input type="checkbox"/> Other <input type="checkbox"/> (Specify) _____						
Refrigerant: Ice <input checked="" type="checkbox"/> Blue Ice <input type="checkbox"/> None <input type="checkbox"/> Other <input type="checkbox"/> Comments: _____										
Custody Seals Ice Chest <input type="checkbox"/> Containers <input type="checkbox"/> None <input checked="" type="checkbox"/> Comments: _____ Intact? Yes <input type="checkbox"/> No <input type="checkbox"/> Intact? Yes <input type="checkbox"/> No <input type="checkbox"/>										
All samples received? Yes <input checked="" type="checkbox"/> No <input type="checkbox"/>		All samples containers intact? Yes <input checked="" type="checkbox"/> No <input type="checkbox"/>		Description(s) match COC? Yes <input checked="" type="checkbox"/> No <input type="checkbox"/>						
COC Received <input checked="" type="checkbox"/> YES <input type="checkbox"/> NO		Emissivity: 0.95 Container: Q4PR Thermometer ID: 207		Date/Time: 3-5-13		Analyst Init: JNW 2250				
Temperature: (A) 1.1 °C / (C) 1.4 °C										
SAMPLE CONTAINERS	SAMPLE NUMBERS									
	1	2	3	4	5	6	7	8	9	10
QT GENERAL MINERAL/ GENERAL PHYSICAL				B	B			B		B
PT PE UNPRESERVED									C	C
QT INORGANIC CHEMICAL METALS										
PT INORGANIC CHEMICAL METALS										
PT CYANIDE										
PT NITROGEN FORMS										
PT TOTAL SULFIDE										
2oz. NITRATE /NITRITE										
PT TOTAL ORGANIC CARBON										
PT TOX										
PT CHEMICAL OXYGEN DEMAND										
PIA PHENOLICS										
40ml VOA VIAL TRAVEL BLANK										
40ml VOA VIAL	A10	A10	A10	A10	A10	A10	A10	A10	A10	A10
QT EPA 413.1, 413.2, 418.1										
PT ODOR										
RADIOLOGICAL										
BACTERIOLOGICAL										
40 ml VOA VIAL- 504										
QT EPA 508/608/8080										
QT EPA 515.1/8150										
QT EPA 525										
QT EPA 525 TRAVEL BLANK										
100ml EPA 547										
100ml EPA 531.1										
QT EPA 548										
QT EPA 549										
QT EPA 632										
QT EPA 8015M										
QT AMBER										
8 OZ. JAR										
32 OZ. JAR										
SOIL SLEEVE										
PCB VIAL										
PLASTIC BAG										
FERROUS IRON										F
ENCORE										
SMART KIT										

CHK BY: DISTRIBUTION
 R10
 SUB-OUT

SHORT HOLDING TIME
 Cr⁶⁺ NO₂ NO₃ OP SS
 DO Cl₂ BOL MBAS COT

Comments: _____

Sample Numbering Completed By: JNW Date/Time: 3/5/13 2330

A = Actual / C = Corrected

IS:MyDOCSWordPerfectLAB DOCS\FORMS\SAMRECR131



BC LABORATORIES INC. COOLER RECEIPT FORM Rev. No. 13 08/17/12 Page 2 of 6

Submission #: 1304480

SHIPPING INFORMATION Federal Express <input type="checkbox"/> UPS <input type="checkbox"/> Hand Delivery <input type="checkbox"/> BC Lab Field Service <input checked="" type="checkbox"/> Other <input type="checkbox"/> (Specify) _____		SHIPPING CONTAINER Ice Chest <input checked="" type="checkbox"/> None <input type="checkbox"/> Box <input type="checkbox"/> Other <input type="checkbox"/> (Specify) _____	
--	--	---	--

Refrigerant: Ice Blue Ice None Other Comments: _____

Custody Seals Ice Chest Containers None Comments: _____
 Intact? Yes No Intact? Yes No

All samples received? Yes No All samples containers intact? Yes No Description(s) match COC? Yes No

COC Received
 YES NO

Emissivity: 0.95 Container: Q4PE Thermometer ID: 207 Date/Time: 3-5-13
 Temperature: (A) 1.5 °C (C) 1.8 °C Analyst Init: JWW 2250

SAMPLE CONTAINERS	SAMPLE NUMBERS									
	1	2	3	4	5	6	7	8	9	10
QT GENERAL MINERAL/ GENERAL PHYSICAL	B						B	B		
PT PE UNPRESERVED	C	C					C	C		
QT INORGANIC CHEMICAL METALS										
PT INORGANIC CHEMICAL METALS	E	D					D	D		
PT CYANIDE										
PT NITROGEN FORMS										
PT TOTAL SULFIDE										
2oz. NITRATE /NITRITE										
PT TOTAL ORGANIC CARBON	F	F								
PT TOX										
PT CHEMICAL OXYGEN DEMAND										
PLA PHENOLICS										
40ml VOA VIAL TRAVEL BLANK										
40ml VOA VIAL										
QT EPA 413.1, 413.2, 418.1										
PT ODOR										
RADIOLOGICAL										
BACTERIOLOGICAL										
40 ml VOA VIAL- 504										
QT EPA 508/608/8080										
QT EPA 515.1/8150										
QT EPA 525										
QT EPA 525 TRAVEL BLANK										
100ml EPA 547										
100ml EPA 531.1										
QT EPA 548										
QT EPA 549										
QT EPA 632										
QT EPA 8015M										
QT AMBER	GH	G					EF	EF		
8 OZ. JAR										
32 OZ. JAR										
SOIL SLEEVE										
PCB VIAL										
PLASTIC BAG										
FERROUS IRON	I	I								
ENCORE										
SMART KIT										

Comments: _____

Sample Numbering Completed By: JWW Date/Time: 3/5/13 2330

A = Actual / C = Corrected

IS:\MyDOCS\WordPerfect\LAB_DOCS\FORMS\SAMRECR131



BC LABORATORIES INC. COOLER RECEIPT FORM Rev. No. 13 08/17/12 Page 3 of 10

Submission #: 1304480

SHIPPING INFORMATION
 Federal Express UPS Hand Delivery
 BC Lab Field Service Other (Specify) _____

SHIPPING CONTAINER
 Ice Chest None
 Box Other (Specify) _____

Refrigerant: Ice Blue Ice None Other Comments: _____

Custody Seals Ice Chest Containers None Comments: _____
 Intact? Yes No Intact? Yes No

All samples received? Yes No All samples containers intact? Yes No Description(s) match COC? Yes No

COC Received YES NO
 Emissivity: 0.95 Container: Q1PE Thermometer ID: 207 Date/Time 3-5-13
 Temperature: (A) 0.9 °C (C) 1.2 °C Analyst Init JWW 2250

SAMPLE CONTAINERS	SAMPLE NUMBERS									
	1	2	3	4	11	12	7	8	9	10
QT GENERAL MINERAL/ GENERAL PHYSICAL		B	B		B	B			B	
PT PE UNPRESERVED.			C			C				
QT INORGANIC CHEMICAL METALS										
PT INORGANIC CHEMICAL METALS	D	E	DE			D				
PT CYANIDE										
PT NITROGEN FORMS										
PT TOTAL SULFIDE										
2oz. NITRATE / NITRITE										
PT TOTAL ORGANIC CARBON			F			F				
PT TOX										
PT CHEMICAL OXYGEN DEMAND										
PLA PHENOLICS										
40ml VOA VIAL TRAVEL BLANK										
40ml VOA VIAL										
QT EPA 413.1, 413.2, 418.1										
PT ODOR										
RADIOLOGICAL										
BACTERIOLOGICAL										
40 ml VOA VIAL- 504										
QT EPA 508/608/8080										
QT EPA 515.1/8150										
QT EPA 525										
QT EPA 525 TRAVEL BLANK										
100ml EPA 547										
100ml EPA 531.1										
QT EPA 548										
QT EPA 549										
QT EPA 632										
QT EPA 8015M										
QT AMBER		H	GH			GH				
8 OZ. JAR										
32 OZ. JAR										
SOIL SLEEVE										
PCB VIAL										
PLASTIC BAG										
FERROUS IRON			I			I				
ENCORE										
SMART KIT										

Comments: _____
 Sample Numbering Completed By: JWW Date/Time: 3/5/13 2330
 A = Actual / C = Corrected

[S:\MyDOCS\Word\Perfect\LAB DOCS\FORMS\SAMRECR13]



BC LABORATORIES INC. COOLER RECEIPT FORM Rev. No. 13 08/17/12 Page 4 of 6

Submission #: 1304480

SHIPPING INFORMATION
Federal Express [] UPS [] Hand Delivery []
BC Lab Field Service [x] Other [] (Specify)

SHIPPING CONTAINER
Ice Chest [x] None []
Box [] Other [] (Specify)

Refrigerant: Ice [x] Blue Ice [] None [] Other [] Comments:

Custody Seals Ice Chest [] Containers [] None [x] Comments:
Intact? Yes [] No [] Intact? Yes [] No []

All samples received? Yes [x] No [] All samples containers intact? Yes [x] No [] Description(s) match COC? Yes [x] No []

COC Received
[x] YES [] NO

Emissivity: 0.97 Container: Q+A Thermometer ID: 207
Temperature: (A) 0.6 °C / (C) 0.7 °C

Date/Time 3-5-13
Analyst Init JNW 2250

Table with columns for Sample Containers and Sample Numbers (1-10). Rows include various test types like QT GENERAL MINERAL, PT PE UNPRESERVED, etc. Some cells contain handwritten initials like 'GH', 'D', 'CD', 'H', 'GH', 'GH'.

Comments:
Sample Numbering Completed By: JNW Date/Time: 3/5/13 2230
A = Actual / C = Corrected



BC LABORATORIES INC. COOLER RECEIPT FORM Rev. No. 13 08/17/12 Page 5 Of 6

Submission #: 1304480

SHIPPING INFORMATION
 Federal Express UPS Hand Delivery
 BC Lab Field Service Other (Specify) _____

SHIPPING CONTAINER
 Ice Chest None
 Box Other (Specify) _____

Refrigerant: Ice Blue Ice None Other Comments: _____

Custody Seals Ice Chest Containers None Comments: _____
 Intact? Yes No Intact? Yes No

All samples received? Yes No All samples containers intact? Yes No Description(s) match COC? Yes No

COC Received YES NO
 Emissivity: 0.95 Container: PPR Thermometer ID: 207 Date/Time 3-5-13
 Temperature: (A) 1.1 °C / (C) 1.4 °C Analyst Init JWW 2250

SAMPLE CONTAINERS	SAMPLE NUMBERS									
	1	2	3	4	5	6	7	8	9	10
QT GENERAL MINERAL/ GENERAL PHYSICAL										
PT PE UNPRESERVED								C		
QT INORGANIC CHEMICAL METALS										
PT INORGANIC CHEMICAL METALS	DE							DE	DE	DE
PT CYANIDE										
PT NITROGEN FORMS										
PT TOTAL SULFIDE										
2oz. NITRATE /NITRITE										
PT TOTAL ORGANIC CARBON	F							F	F	F
PT TOX										
PT CHEMICAL OXYGEN DEMAND										
PIA PHENOLICS										
40ml VOA VIAL TRAVEL BLANK										
40ml VOA VIAL										
QT EPA 413.1, 413.2, 418.1										
PT ODOR										
RADIOLOGICAL										
BACTERIOLOGICAL										
40 ml VOA VIAL- 504										
QT EPA 508/608/8080										
QT EPA 515.1/8150										
QT EPA 525										
QT EPA 525 TRAVEL BLANK										
100ml EPA 547										
100ml EPA 531.1										
QT EPA 548										
QT EPA 549										
QT EPA 632										
QT EPA 8015M										
QT AMBER				C				G		
8 OZ. JAR										
32 OZ. JAR										
SOIL SLEEVE										
PCB VIAL										
PLASTIC BAG										
FERROUS IRON	F								F	F
ENCORE										
SMART KIT										

Comments: _____
 Sample Numbering Completed By: JWW Date/Time: 3/5/13 2330
 A = Actual / C = Corrected

IS:\MyDOCS\WordPerfect\LAB DOCS\FORMS\SAMREC\131



BC LABORATORIES INC. COOLER RECEIPT FORM Rev. No. 13 08/17/12 Page 7 Of 7

Submission #: 1304480

SHIPPING INFORMATION
 Federal Express UPS Hand Delivery
 BC Lab Field Service Other (Specify) _____

SHIPPING CONTAINER
 Ice Chest None
 Box Other (Specify) _____

Refrigerant: Ice Blue Ice None Other Comments: _____

Custody Seals Ice Chest Containers None Comments: _____
 Intact? Yes No Intact? Yes No

All samples received? Yes No All samples containers intact? Yes No Description(s) match COC? Yes No

COC Received
 YES NO

Emissivity: 0.95 Container: OPR Thermometer ID: 207
 Temperature: (A) 1.1 °C (C) 1.4 °C

Date/Time 3-5-13
 Analyst Init JWW 2250

SAMPLE CONTAINERS	SAMPLE NUMBERS									
	1	2	3	4	5	6	7	8	9	10
QT GENERAL MINERAL/ GENERAL PHYSICAL										
PT PE UNPRESERVED	C									
QT INORGANIC CHEMICAL METALS										
PT INORGANIC CHEMICAL METALS		E								
PT CYANIDE										
PT NITROGEN FORMS										
PT TOTAL SULFIDE										
2oz. NITRATE /NITRITE										
PT TOTAL ORGANIC CARBON										
PT TOX										
PT CHEMICAL OXYGEN DEMAND										
PA PHENOLICS										
40ml VOA VIAL TRAVEL BLANK			A2							
40ml VOA VIAL	A10	A10								
QT EPA 413.1, 413.2, 418.1										
PT ODOR										
RADIOLOGICAL										
BACTERIOLOGICAL										
40 ml VOA VIAL- 504										
QT EPA 508/608/8080										
QT EPA 515.1/8150										
QT EPA 525										
QT EPA 525 TRAVEL BLANK										
100ml EPA 547										
100ml EPA 531.1										
QT EPA 548										
QT EPA 549										
QT EPA 632										
QT EPA 8015M										
QT AMBER										
8 OZ. JAR										
32 OZ. JAR										
SOIL SLEEVE										
PCB VIAL										
PLASTIC BAG										
FERROUS IRON										
ENCORE										
SMART KIT										

Comments: _____

Sample Numbering Completed By: JWW Date/Time: 3/5/13 2330

A = Actual C = Corrected

IS:\MyDOCS\Ward\Perfect\LAB_DOCS\FORMS\ISAMREC131



Arcadis
1900 Powell Street 12th Floor
Emeryville, CA 94608

Reported: 03/19/2013 18:12
Project: 0843
Project Number: 351849
Project Manager: Kathy Brandt

Laboratory / Client Sample Cross Reference

Laboratory	Client Sample Information
------------	---------------------------

1304480-01	COC Number: --- Project Number: 0843 Sampling Location: --- Sampling Point: MW-1-W-130305 Sampled By: GRD	Receive Date: 03/05/2013 22:35 Sampling Date: 03/05/2013 10:20 Sample Depth: --- Lab Matrix: Water Sample Type: Groundwater Metal Analysis: 1-Field Filtered and Acidified Delivery Work Order: Global ID: T0600102263 Location ID (FieldPoint): MW-1 Matrix: W Sample QC Type (SACode): CS Cooler ID:
-------------------	--	--

1304480-02	COC Number: --- Project Number: 0843 Sampling Location: --- Sampling Point: MW-1AR-W-130305 Sampled By: GRD	Receive Date: 03/05/2013 22:35 Sampling Date: 03/05/2013 11:10 Sample Depth: --- Lab Matrix: Water Sample Type: Groundwater Metal Analysis: 1-Field Filtered and Acidified Delivery Work Order: Global ID: T0600102263 Location ID (FieldPoint): MW-1AR Matrix: W Sample QC Type (SACode): CS Cooler ID:
-------------------	--	--

1304480-03	COC Number: --- Project Number: 0843 Sampling Location: --- Sampling Point: MW-1BR-W-130305 Sampled By: GRD	Receive Date: 03/05/2013 22:35 Sampling Date: 03/05/2013 12:00 Sample Depth: --- Lab Matrix: Water Sample Type: Groundwater Metal Analysis: 1-Field Filtered and Acidified Delivery Work Order: Global ID: T0600102263 Location ID (FieldPoint): MW-1BR Matrix: W Sample QC Type (SACode): CS Cooler ID:
-------------------	--	--



Arcadis
1900 Powell Street 12th Floor
Emeryville, CA 94608

Reported: 03/19/2013 18:12
Project: 0843
Project Number: 351849
Project Manager: Kathy Brandt

Laboratory / Client Sample Cross Reference

Laboratory	Client Sample Information
------------	---------------------------

1304480-04	COC Number: --- Project Number: 0843 Sampling Location: --- Sampling Point: MW-3-W-130305 Sampled By: GRD	Receive Date: 03/05/2013 22:35 Sampling Date: 03/05/2013 11:10 Sample Depth: --- Lab Matrix: Water Sample Type: Groundwater Delivery Work Order: Global ID: T0600102263 Location ID (FieldPoint): MW-3 Matrix: W Sample QC Type (SACode): CS Cooler ID:
-------------------	--	--

1304480-05	COC Number: --- Project Number: 0843 Sampling Location: --- Sampling Point: MW-4-W-130305 Sampled By: GRD	Receive Date: 03/05/2013 22:35 Sampling Date: 03/05/2013 12:00 Sample Depth: --- Lab Matrix: Water Sample Type: Groundwater Delivery Work Order: Global ID: T0600102263 Location ID (FieldPoint): MW-4 Matrix: W Sample QC Type (SACode): CS Cooler ID:
-------------------	--	--

1304480-06	COC Number: --- Project Number: 0843 Sampling Location: --- Sampling Point: MW-5-W-130305 Sampled By: GRD	Receive Date: 03/05/2013 22:35 Sampling Date: 03/05/2013 08:20 Sample Depth: --- Lab Matrix: Water Sample Type: Groundwater Metal Analysis: 2-Lab Filtered and Acidified Delivery Work Order: Global ID: T0600102263 Location ID (FieldPoint): MW-5 Matrix: W Sample QC Type (SACode): CS Cooler ID:
-------------------	--	--



Arcadis
1900 Powell Street 12th Floor
Emeryville, CA 94608

Reported: 03/19/2013 18:12
Project: 0843
Project Number: 351849
Project Manager: Kathy Brandt

Laboratory / Client Sample Cross Reference

Laboratory	Client Sample Information
------------	---------------------------

1304480-07	COC Number: --- Project Number: 0843 Sampling Location: --- Sampling Point: MW-6-W-130305 Sampled By: GRD	Receive Date: 03/05/2013 22:35 Sampling Date: 03/05/2013 09:20 Sample Depth: --- Lab Matrix: Water Sample Type: Groundwater Metal Analysis: 2-Lab Filtered and Acidified Delivery Work Order: Global ID: T0600102263 Location ID (FieldPoint): MW-6 Matrix: W Sample QC Type (SACode): CS Cooler ID:
-------------------	--	--

1304480-08	COC Number: --- Project Number: 0843 Sampling Location: --- Sampling Point: MW-7-W-130305 Sampled By: GRD	Receive Date: 03/05/2013 22:35 Sampling Date: 03/05/2013 10:20 Sample Depth: --- Lab Matrix: Water Sample Type: Groundwater Metal Analysis: 1-Field Filtered and Acidified Delivery Work Order: Global ID: T0600102263 Location ID (FieldPoint): MW-7 Matrix: W Sample QC Type (SACode): CS Cooler ID:
-------------------	--	--

1304480-09	COC Number: --- Project Number: 0843 Sampling Location: --- Sampling Point: MW-8-W-130305 Sampled By: GRD	Receive Date: 03/05/2013 22:35 Sampling Date: 03/05/2013 08:10 Sample Depth: --- Lab Matrix: Water Sample Type: Groundwater Metal Analysis: 1-Field Filtered and Acidified Delivery Work Order: Global ID: T0600102263 Location ID (FieldPoint): MW-8 Matrix: W Sample QC Type (SACode): CS Cooler ID:
-------------------	--	--



Arcadis
1900 Powell Street 12th Floor
Emeryville, CA 94608

Reported: 03/19/2013 18:12
Project: 0843
Project Number: 351849
Project Manager: Kathy Brandt

Laboratory / Client Sample Cross Reference

Laboratory	Client Sample Information
------------	---------------------------

1304480-10	COC Number: --- Project Number: 0843 Sampling Location: --- Sampling Point: MW-9-W-130305 Sampled By: GRD	Receive Date: 03/05/2013 22:35 Sampling Date: 03/05/2013 08:55 Sample Depth: --- Lab Matrix: Water Sample Type: Groundwater Metal Analysis: 1-Field Filtered and Acidified Delivery Work Order: Global ID: T0600102263 Location ID (FieldPoint): MW-9 Matrix: W Sample QC Type (SACode): CS Cooler ID:
-------------------	--	--

1304480-11	COC Number: --- Project Number: 0843 Sampling Location: --- Sampling Point: MW-10-W-130305 Sampled By: GRD	Receive Date: 03/05/2013 22:35 Sampling Date: 03/05/2013 09:40 Sample Depth: --- Lab Matrix: Water Sample Type: Groundwater Metal Analysis: 1-Field Filtered and Acidified Delivery Work Order: Global ID: T0600102263 Location ID (FieldPoint): MW-10 Matrix: W Sample QC Type (SACode): CS Cooler ID:
-------------------	---	---

1304480-12	COC Number: --- Project Number: 0843 Sampling Location: --- Sampling Point: MW-11-W-130305 Sampled By: GRD	Receive Date: 03/05/2013 22:35 Sampling Date: 03/05/2013 13:10 Sample Depth: --- Lab Matrix: Water Sample Type: Groundwater Metal Analysis: 1-Field Filtered and Acidified Delivery Work Order: Global ID: T0600102263 Location ID (FieldPoint): MW-11 Matrix: W Sample QC Type (SACode): CS Cooler ID:
-------------------	---	---

The results in this report apply to the samples analyzed in accordance with the chain of custody document. This analytical report must be reproduced in its entirety.
All results listed in this report are for the exclusive use of the submitting party. BC Laboratories, Inc. assumes no responsibility for report alteration, separation, detachment or third party interpretation.



Arcadis
1900 Powell Street 12th Floor
Emeryville, CA 94608

Reported: 03/19/2013 18:12
Project: 0843
Project Number: 351849
Project Manager: Kathy Brandt

Laboratory / Client Sample Cross Reference

Laboratory	Client Sample Information
------------	---------------------------

1304480-13

COC Number: ---
Project Number: 0843
Sampling Location: ---
Sampling Point: QA-W-130305
Sampled By: GRD

Receive Date: 03/05/2013 22:35
Sampling Date: 03/05/2013 00:00
Sample Depth: ---
Lab Matrix: Water
Sample Type: Trip Blank
Delivery Work Order:
Global ID: T0600102263
Location ID (FieldPoint): QA
Matrix: W
Sample QC Type (SACode): CS
Cooler ID:



Arcadis
1900 Powell Street 12th Floor
Emeryville, CA 94608

Reported: 03/19/2013 18:12
Project: 0843
Project Number: 351849
Project Manager: Kathy Brandt

Volatile Organic Analysis (EPA Method 8260)

BCL Sample ID: 1304480-01	Client Sample Name: 0843, MW-1-W-130305, 3/5/2013 10:20:00AM
----------------------------------	---

Constituent	Result	Units	PQL	Method	MB Bias	Lab Quals	Run #
Benzene	ND	ug/L	0.50	EPA-8260B	ND		1
1,2-Dibromoethane	ND	ug/L	0.50	EPA-8260B	ND		1
1,2-Dichloroethane	ND	ug/L	0.50	EPA-8260B	ND		1
Ethylbenzene	ND	ug/L	0.50	EPA-8260B	ND		1
Methyl t-butyl ether	320	ug/L	2.5	EPA-8260B	ND	A01	2
Toluene	ND	ug/L	0.50	EPA-8260B	ND		1
Total Xylenes	ND	ug/L	1.0	EPA-8260B	ND		1
t-Amyl Methyl ether	ND	ug/L	0.50	EPA-8260B	ND		1
t-Butyl alcohol	ND	ug/L	10	EPA-8260B	ND		1
Diisopropyl ether	ND	ug/L	0.50	EPA-8260B	ND		1
Ethanol	ND	ug/L	250	EPA-8260B	ND		1
Ethyl t-butyl ether	ND	ug/L	0.50	EPA-8260B	ND		1
1,2-Dichloroethane-d4 (Surrogate)	110	%	75 - 125 (LCL - UCL)	EPA-8260B			1
1,2-Dichloroethane-d4 (Surrogate)	109	%	75 - 125 (LCL - UCL)	EPA-8260B			2
Toluene-d8 (Surrogate)	96.8	%	80 - 120 (LCL - UCL)	EPA-8260B			1
Toluene-d8 (Surrogate)	99.5	%	80 - 120 (LCL - UCL)	EPA-8260B			2
4-Bromofluorobenzene (Surrogate)	95.1	%	80 - 120 (LCL - UCL)	EPA-8260B			1
4-Bromofluorobenzene (Surrogate)	96.5	%	80 - 120 (LCL - UCL)	EPA-8260B			2

Run #	Method	Prep Date	Run Date/Time	Analyst	Instrument	Dilution	QC Batch ID
1	EPA-8260B	03/13/13	03/13/13 19:49	EAR	MS-V10	1	BWC0726
2	EPA-8260B	03/14/13	03/14/13 18:45	EAR	MS-V10	5	BWC0726



Arcadis
1900 Powell Street 12th Floor
Emeryville, CA 94608

Reported: 03/19/2013 18:12
Project: 0843
Project Number: 351849
Project Manager: Kathy Brandt

Purgeable Aromatics and Total Petroleum Hydrocarbons

BCL Sample ID: 1304480-01	Client Sample Name: 0843, MW-1-W-130305, 3/5/2013 10:20:00AM
----------------------------------	---

Constituent	Result	Units	PQL	Method	MB Bias	Lab Quals	Run #
Gasoline Range Organics (C6 - C12)	ND	ug/L	50	EPA-8015B	ND		1
a,a,a-Trifluorotoluene (FID Surrogate)	95.0	%	70 - 130 (LCL - UCL)	EPA-8015B			1

Run #	Method	Prep Date	Run Date/Time	Analyst	Instrument	Dilution	QC Batch ID
1	EPA-8015B	03/13/13	03/13/13 16:35	jjh	GC-V9	1	BWC0768



Arcadis
1900 Powell Street 12th Floor
Emeryville, CA 94608

Reported: 03/19/2013 18:12
Project: 0843
Project Number: 351849
Project Manager: Kathy Brandt

Water Analysis (General Chemistry)

BCL Sample ID: 1304480-01	Client Sample Name: 0843, MW-1-W-130305, 3/5/2013 10:20:00AM
----------------------------------	---

Constituent	Result	Units	PQL	Method	MB Bias	Lab Quals	Run #
Nitrate as NO3	10	mg/L	0.44	EPA-300.0	ND		1
Sulfate	17	mg/L	1.0	EPA-300.0	ND		1
Electrical Conductivity @ 25 C	336	umhos/cm	1.00	EPA-120.1			2
Iron (II) Species	ND	ug/L	100	SM-3500-FeD	ND		3
Non-Volatile Organic Carbon	1.2	mg/L	0.30	EPA-415.1	ND		4
Dissolved Oxygen	5.3	mg O/L	0.50	SM-4500OG		S05	5
Oxidation Reduction Potential (Eobs_Ag/AgCl)	288.0	mV	-1000	ASTM-D1498			6

Run #	Method	Prep Date	Run Date/Time	Analyst	Instrument	Dilution	QC Batch ID
1	EPA-300.0	03/06/13	03/06/13 02:00	LD1	IC2	1	BWC0349
2	EPA-120.1	03/07/13	03/07/13 10:59	RML	MET-1	1	BWC0410
3	SM-3500-FeD	03/06/13	03/06/13 13:09	TDC	KONE-1	1	BWC0332
4	EPA-415.1	03/07/13	03/08/13 02:27	CDR	TOC2	1	BWC0443
5	SM-4500OG	03/06/13	03/06/13 08:35	HPR	YSI-57	1	BWC0360
6	ASTM-D1498	03/06/13	03/06/13 10:04	RML	MET-1	1	BWC0391

The results in this report apply to the samples analyzed in accordance with the chain of custody document. This analytical report must be reproduced in its entirety. All results listed in this report are for the exclusive use of the submitting party. BC Laboratories, Inc. assumes no responsibility for report alteration, separation, detachment or third party interpretation.



Arcadis
1900 Powell Street 12th Floor
Emeryville, CA 94608

Reported: 03/19/2013 18:12
Project: 0843
Project Number: 351849
Project Manager: Kathy Brandt

Metals Analysis

BCL Sample ID: 1304480-01	Client Sample Name: 0843, MW-1-W-130305, 3/5/2013 10:20:00AM						
Constituent	Result	Units	PQL	Method	MB Bias	Lab Quals	Run #
Hexavalent Chromium	ND	ug/L	2.0	EPA-7196	ND		1
Dissolved Chromium	ND	ug/L	10	EPA-6010B	ND		2
Dissolved Manganese	3.6	ug/L	1.0	EPA-200.8	ND		3
Dissolved Vanadium	ND	ug/L	3.0	EPA-200.8	ND		3
Total Chromium	46	ug/L	10	EPA-6010B	ND		4
Total Recoverable Manganese	350	ug/L	1.0	EPA-200.8	ND		5
Total Recoverable Vanadium	33	ug/L	3.0	EPA-200.8	ND		5

Run #	Method	Prep Date	Run Date/Time	Analyst	Instrument	Dilution	QC Batch ID
1	EPA-7196	03/06/13	03/06/13 09:29	LRS	KONE-1	1	BWC0335
2	EPA-6010B	03/05/13	03/07/13 08:30	ARD	PE-OP1	1	BWC0321
3	EPA-200.8	03/06/13	03/07/13 21:07	SRM	PE-EL2	1	BWC0324
4	EPA-6010B	03/07/13	03/08/13 07:30	ARD	PE-OP1	1	BWC0463
5	EPA-200.8	03/08/13	03/08/13 20:29	SRM	PE-EL2	1	BWC0491

The results in this report apply to the samples analyzed in accordance with the chain of custody document. This analytical report must be reproduced in its entirety.
All results listed in this report are for the exclusive use of the submitting party. BC Laboratories, Inc. assumes no responsibility for report alteration, separation, detachment or third party interpretation.



Arcadis
1900 Powell Street 12th Floor
Emeryville, CA 94608

Reported: 03/19/2013 18:12
Project: 0843
Project Number: 351849
Project Manager: Kathy Brandt

Volatile Organic Analysis (EPA Method 8260)

BCL Sample ID: 1304480-02	Client Sample Name: 0843, MW-1AR-W-130305, 3/5/2013 11:10:00AM
----------------------------------	---

Constituent	Result	Units	PQL	Method	MB Bias	Lab Quals	Run #
Benzene	ND	ug/L	0.50	EPA-8260B	ND		1
1,2-Dibromoethane	ND	ug/L	0.50	EPA-8260B	ND		1
1,2-Dichloroethane	ND	ug/L	0.50	EPA-8260B	ND		1
Ethylbenzene	ND	ug/L	0.50	EPA-8260B	ND		1
Methyl t-butyl ether	4.9	ug/L	0.50	EPA-8260B	ND		1
Toluene	ND	ug/L	0.50	EPA-8260B	ND		1
Total Xylenes	ND	ug/L	1.0	EPA-8260B	ND		1
t-Amyl Methyl ether	ND	ug/L	0.50	EPA-8260B	ND		1
t-Butyl alcohol	ND	ug/L	10	EPA-8260B	ND		1
Diisopropyl ether	ND	ug/L	0.50	EPA-8260B	ND		1
Ethanol	ND	ug/L	250	EPA-8260B	ND		1
Ethyl t-butyl ether	ND	ug/L	0.50	EPA-8260B	ND		1
1,2-Dichloroethane-d4 (Surrogate)	107	%	75 - 125 (LCL - UCL)	EPA-8260B			1
Toluene-d8 (Surrogate)	98.6	%	80 - 120 (LCL - UCL)	EPA-8260B			1
4-Bromofluorobenzene (Surrogate)	96.5	%	80 - 120 (LCL - UCL)	EPA-8260B			1

Run #	Method	Prep Date	Run Date/Time	Analyst	Instrument	Dilution	QC Batch ID
1	EPA-8260B	03/13/13	03/13/13 20:08	EAR	MS-V10	1	BWC0726



Arcadis
1900 Powell Street 12th Floor
Emeryville, CA 94608

Reported: 03/19/2013 18:12
Project: 0843
Project Number: 351849
Project Manager: Kathy Brandt

Purgeable Aromatics and Total Petroleum Hydrocarbons

BCL Sample ID: 1304480-02	Client Sample Name: 0843, MW-1AR-W-130305, 3/5/2013 11:10:00AM
----------------------------------	---

Constituent	Result	Units	PQL	Method	MB Bias	Lab Quals	Run #
Gasoline Range Organics (C6 - C12)	ND	ug/L	50	EPA-8015B	ND		1
a,a,a-Trifluorotoluene (FID Surrogate)	93.6	%	70 - 130 (LCL - UCL)	EPA-8015B			1

Run #	Method	Prep Date	Run Date/Time	Analyst	Instrument	Dilution	QC Batch ID
1	EPA-8015B	03/13/13	03/13/13 16:56	jjh	GC-V9	1	BWC0768

The results in this report apply to the samples analyzed in accordance with the chain of custody document. This analytical report must be reproduced in its entirety.
All results listed in this report are for the exclusive use of the submitting party. BC Laboratories, Inc. assumes no responsibility for report alteration, separation, detachment or third party interpretation.



Arcadis
1900 Powell Street 12th Floor
Emeryville, CA 94608

Reported: 03/19/2013 18:12
Project: 0843
Project Number: 351849
Project Manager: Kathy Brandt

Water Analysis (General Chemistry)

BCL Sample ID: 1304480-02	Client Sample Name: 0843, MW-1AR-W-130305, 3/5/2013 11:10:00AM
----------------------------------	---

Constituent	Result	Units	PQL	Method	MB Bias	Lab Quals	Run #
Nitrate as NO3	24	mg/L	0.44	EPA-300.0	ND		1
Sulfate	32	mg/L	1.0	EPA-300.0	ND		1
Electrical Conductivity @ 25 C	410	umhos/cm	1.00	EPA-120.1			2
Iron (II) Species	ND	ug/L	100	SM-3500-FeD	ND		3
Non-Volatile Organic Carbon	1.5	mg/L	0.30	EPA-415.1	ND		4
Dissolved Oxygen	6.4	mg O/L	0.50	SM-4500OG		S05	5
Oxidation Reduction Potential (Eobs_Ag/AgCl)	283.2	mV	-1000	ASTM-D1498			6

Run #	Method	Prep Date	Run Date/Time	Analyst	Instrument	Dilution	QC Batch ID
1	EPA-300.0	03/06/13	03/06/13 02:14	LD1	IC2	1	BWC0349
2	EPA-120.1	03/07/13	03/07/13 11:05	RML	MET-1	1	BWC0410
3	SM-3500-FeD	03/06/13	03/06/13 12:23	TDC	KONE-1	1	BWC0332
4	EPA-415.1	03/07/13	03/08/13 02:40	CDR	TOC2	1	BWC0443
5	SM-4500OG	03/06/13	03/06/13 08:35	HPR	YSI-57	1	BWC0360
6	ASTM-D1498	03/06/13	03/06/13 10:13	RML	MET-1	1	BWC0391

The results in this report apply to the samples analyzed in accordance with the chain of custody document. This analytical report must be reproduced in its entirety. All results listed in this report are for the exclusive use of the submitting party. BC Laboratories, Inc. assumes no responsibility for report alteration, separation, detachment or third party interpretation.



Arcadis
1900 Powell Street 12th Floor
Emeryville, CA 94608

Reported: 03/19/2013 18:12
Project: 0843
Project Number: 351849
Project Manager: Kathy Brandt

Metals Analysis

BCL Sample ID: 1304480-02	Client Sample Name: 0843, MW-1AR-W-130305, 3/5/2013 11:10:00AM
----------------------------------	---

Constituent	Result	Units	PQL	Method	MB Bias	Lab Quals	Run #
Hexavalent Chromium	ND	ug/L	2.0	EPA-7196	ND		1
Dissolved Chromium	ND	ug/L	10	EPA-6010B	ND		2
Dissolved Manganese	59	ug/L	1.0	EPA-200.8	ND		3
Dissolved Vanadium	ND	ug/L	3.0	EPA-200.8	ND		3
Total Chromium	ND	ug/L	10	EPA-6010B	ND		4
Total Recoverable Manganese	87	ug/L	1.0	EPA-200.8	ND		5
Total Recoverable Vanadium	ND	ug/L	3.0	EPA-200.8	ND		5

Run #	Method	Prep Date	Run Date/Time	Analyst	Instrument	Dilution	QC Batch ID
1	EPA-7196	03/06/13	03/06/13 09:29	TDC	KONE-1	1	BWC0335
2	EPA-6010B	03/05/13	03/07/13 08:31	ARD	PE-OP1	1	BWC0321
3	EPA-200.8	03/06/13	03/07/13 21:10	SRM	PE-EL2	1	BWC0324
4	EPA-6010B	03/07/13	03/08/13 07:32	ARD	PE-OP1	1	BWC0463
5	EPA-200.8	03/08/13	03/08/13 19:59	SRM	PE-EL2	1	BWC0491

The results in this report apply to the samples analyzed in accordance with the chain of custody document. This analytical report must be reproduced in its entirety. All results listed in this report are for the exclusive use of the submitting party. BC Laboratories, Inc. assumes no responsibility for report alteration, separation, detachment or third party interpretation.



Arcadis
1900 Powell Street 12th Floor
Emeryville, CA 94608

Reported: 03/19/2013 18:12
Project: 0843
Project Number: 351849
Project Manager: Kathy Brandt

Volatile Organic Analysis (EPA Method 8260)

BCL Sample ID: 1304480-03	Client Sample Name: 0843, MW-1BR-W-130305, 3/5/2013 12:00:00PM
----------------------------------	---

Constituent	Result	Units	PQL	Method	MB Bias	Lab Quals	Run #
Benzene	ND	ug/L	0.50	EPA-8260B	ND		1
1,2-Dibromoethane	ND	ug/L	0.50	EPA-8260B	ND		1
1,2-Dichloroethane	ND	ug/L	0.50	EPA-8260B	ND		1
Ethylbenzene	ND	ug/L	0.50	EPA-8260B	ND		1
Methyl t-butyl ether	2.4	ug/L	0.50	EPA-8260B	ND		1
Toluene	ND	ug/L	0.50	EPA-8260B	ND		1
Total Xylenes	ND	ug/L	1.0	EPA-8260B	ND		1
t-Amyl Methyl ether	ND	ug/L	0.50	EPA-8260B	ND		1
t-Butyl alcohol	ND	ug/L	10	EPA-8260B	ND		1
Diisopropyl ether	ND	ug/L	0.50	EPA-8260B	ND		1
Ethanol	ND	ug/L	250	EPA-8260B	ND		1
Ethyl t-butyl ether	ND	ug/L	0.50	EPA-8260B	ND		1
1,2-Dichloroethane-d4 (Surrogate)	100	%	75 - 125 (LCL - UCL)	EPA-8260B			1
Toluene-d8 (Surrogate)	100	%	80 - 120 (LCL - UCL)	EPA-8260B			1
4-Bromofluorobenzene (Surrogate)	98.9	%	80 - 120 (LCL - UCL)	EPA-8260B			1

Run #	Method	Prep Date	Run Date/Time	Analyst	Instrument	Dilution	QC Batch ID
1	EPA-8260B	03/13/13	03/13/13 20:26	EAR	MS-V10	1	BWC0726

The results in this report apply to the samples analyzed in accordance with the chain of custody document. This analytical report must be reproduced in its entirety. All results listed in this report are for the exclusive use of the submitting party. BC Laboratories, Inc. assumes no responsibility for report alteration, separation, detachment or third party interpretation.



Arcadis
1900 Powell Street 12th Floor
Emeryville, CA 94608

Reported: 03/19/2013 18:12
Project: 0843
Project Number: 351849
Project Manager: Kathy Brandt

Purgeable Aromatics and Total Petroleum Hydrocarbons

BCL Sample ID: 1304480-03	Client Sample Name: 0843, MW-1BR-W-130305, 3/5/2013 12:00:00PM
----------------------------------	---

Constituent	Result	Units	PQL	Method	MB Bias	Lab Quals	Run #
Gasoline Range Organics (C6 - C12)	ND	ug/L	50	EPA-8015B	ND		1
a,a,a-Trifluorotoluene (FID Surrogate)	83.0	%	70 - 130 (LCL - UCL)	EPA-8015B			1

Run #	Method	Prep Date	Run Date/Time	Analyst	Instrument	Dilution	QC Batch ID
1	EPA-8015B	03/13/13	03/13/13 17:16	jjh	GC-V9	1	BWC0768



Arcadis
1900 Powell Street 12th Floor
Emeryville, CA 94608

Reported: 03/19/2013 18:12
Project: 0843
Project Number: 351849
Project Manager: Kathy Brandt

Water Analysis (General Chemistry)

BCL Sample ID: 1304480-03	Client Sample Name: 0843, MW-1BR-W-130305, 3/5/2013 12:00:00PM
----------------------------------	---

Constituent	Result	Units	PQL	Method	MB Bias	Lab Quals	Run #
Nitrate as NO3	29	mg/L	0.44	EPA-300.0	ND		1
Sulfate	27	mg/L	1.0	EPA-300.0	ND		1
Electrical Conductivity @ 25 C	402	umhos/cm	1.00	EPA-120.1			2
Iron (II) Species	ND	ug/L	100	SM-3500-FeD	ND		3
Non-Volatile Organic Carbon	1.2	mg/L	0.30	EPA-415.1	ND		4
Dissolved Oxygen	6.7	mg O/L	0.50	SM-4500OG		S05	5
Oxidation Reduction Potential (Eobs_Ag/AgCl)	292.6	mV	-1000	ASTM-D1498			6

Run #	Method	Prep Date	Run Date/Time	Analyst	Instrument	Dilution	QC Batch ID
1	EPA-300.0	03/06/13	03/06/13 01:06	LD1	IC2	1	BWC0349
2	EPA-120.1	03/07/13	03/07/13 11:11	RML	MET-1	1	BWC0410
3	SM-3500-FeD	03/06/13	03/06/13 12:23	TDC	KONE-1	1	BWC0332
4	EPA-415.1	03/07/13	03/08/13 03:21	CDR	TOC2	1	BWC0444
5	SM-4500OG	03/06/13	03/06/13 08:35	HPR	YSI-57	1	BWC0360
6	ASTM-D1498	03/06/13	03/06/13 10:21	RML	MET-1	1	BWC0391

The results in this report apply to the samples analyzed in accordance with the chain of custody document. This analytical report must be reproduced in its entirety. All results listed in this report are for the exclusive use of the submitting party. BC Laboratories, Inc. assumes no responsibility for report alteration, separation, detachment or third party interpretation.



Arcadis
1900 Powell Street 12th Floor
Emeryville, CA 94608

Reported: 03/19/2013 18:12
Project: 0843
Project Number: 351849
Project Manager: Kathy Brandt

Metals Analysis

BCL Sample ID: 1304480-03	Client Sample Name: 0843, MW-1BR-W-130305, 3/5/2013 12:00:00PM
----------------------------------	---

Constituent	Result	Units	PQL	Method	MB Bias	Lab Quals	Run #
Hexavalent Chromium	ND	ug/L	2.0	EPA-7196	ND		1
Dissolved Chromium	ND	ug/L	10	EPA-6010B	ND		2
Dissolved Manganese	13	ug/L	1.0	EPA-200.8	ND		3
Dissolved Vanadium	ND	ug/L	3.0	EPA-200.8	ND		3
Total Chromium	ND	ug/L	10	EPA-6010B	ND		4
Total Recoverable Manganese	140	ug/L	1.0	EPA-200.8	ND		5
Total Recoverable Vanadium	3.3	ug/L	3.0	EPA-200.8	ND		5

Run #	Method	Prep Date	Run Date/Time	Analyst	Instrument	Dilution	QC Batch ID
1	EPA-7196	03/06/13	03/06/13 09:29	TDC	KONE-1	1	BWC0335
2	EPA-6010B	03/05/13	03/07/13 08:33	ARD	PE-OP1	1	BWC0321
3	EPA-200.8	03/06/13	03/07/13 21:13	SRM	PE-EL2	1	BWC0324
4	EPA-6010B	03/07/13	03/08/13 07:37	ARD	PE-OP1	1	BWC0463
5	EPA-200.8	03/08/13	03/08/13 20:32	SRM	PE-EL2	1	BWC0491

The results in this report apply to the samples analyzed in accordance with the chain of custody document. This analytical report must be reproduced in its entirety.
All results listed in this report are for the exclusive use of the submitting party. BC Laboratories, Inc. assumes no responsibility for report alteration, separation, detachment or third party interpretation.



Arcadis
1900 Powell Street 12th Floor
Emeryville, CA 94608

Reported: 03/19/2013 18:12
Project: 0843
Project Number: 351849
Project Manager: Kathy Brandt

Volatile Organic Analysis (EPA Method 8260)

BCL Sample ID: 1304480-04	Client Sample Name: 0843, MW-3-W-130305, 3/5/2013 11:10:00AM
----------------------------------	---

Constituent	Result	Units	PQL	Method	MB Bias	Lab Quals	Run #
Benzene	ND	ug/L	0.50	EPA-8260B	ND		1
1,2-Dibromoethane	ND	ug/L	0.50	EPA-8260B	ND		1
1,2-Dichloroethane	ND	ug/L	0.50	EPA-8260B	ND		1
Ethylbenzene	ND	ug/L	0.50	EPA-8260B	ND		1
Methyl t-butyl ether	ND	ug/L	0.50	EPA-8260B	ND		1
Toluene	ND	ug/L	0.50	EPA-8260B	ND		1
Total Xylenes	ND	ug/L	1.0	EPA-8260B	ND		1
t-Amyl Methyl ether	ND	ug/L	0.50	EPA-8260B	ND		1
t-Butyl alcohol	ND	ug/L	10	EPA-8260B	ND		1
Diisopropyl ether	ND	ug/L	0.50	EPA-8260B	ND		1
Ethanol	ND	ug/L	250	EPA-8260B	ND		1
Ethyl t-butyl ether	ND	ug/L	0.50	EPA-8260B	ND		1
1,2-Dichloroethane-d4 (Surrogate)	110	%	75 - 125 (LCL - UCL)	EPA-8260B			1
Toluene-d8 (Surrogate)	93.3	%	80 - 120 (LCL - UCL)	EPA-8260B			1
4-Bromofluorobenzene (Surrogate)	99.5	%	80 - 120 (LCL - UCL)	EPA-8260B			1

Run #	Method	Prep Date	Run Date/Time	Analyst	Instrument	Dilution	QC Batch ID
1	EPA-8260B	03/13/13	03/13/13 20:45	EAR	MS-V10	1	BWC0726



Arcadis
1900 Powell Street 12th Floor
Emeryville, CA 94608

Reported: 03/19/2013 18:12
Project: 0843
Project Number: 351849
Project Manager: Kathy Brandt

Purgeable Aromatics and Total Petroleum Hydrocarbons

BCL Sample ID: 1304480-04	Client Sample Name: 0843, MW-3-W-130305, 3/5/2013 11:10:00AM
----------------------------------	---

Constituent	Result	Units	PQL	Method	MB Bias	Lab Quals	Run #
Gasoline Range Organics (C6 - C12)	ND	ug/L	50	EPA-8015B	ND		1
a,a,a-Trifluorotoluene (FID Surrogate)	86.3	%	70 - 130 (LCL - UCL)	EPA-8015B			1

Run #	Method	Prep Date	Run Date/Time	Analyst	Instrument	Dilution	QC Batch ID
1	EPA-8015B	03/13/13	03/13/13 17:37	jjh	GC-V9	1	BWC0768

The results in this report apply to the samples analyzed in accordance with the chain of custody document. This analytical report must be reproduced in its entirety.
All results listed in this report are for the exclusive use of the submitting party. BC Laboratories, Inc. assumes no responsibility for report alteration, separation, detachment or third party interpretation.



Arcadis
1900 Powell Street 12th Floor
Emeryville, CA 94608

Reported: 03/19/2013 18:12
Project: 0843
Project Number: 351849
Project Manager: Kathy Brandt

Water Analysis (General Chemistry)

BCL Sample ID: 1304480-04	Client Sample Name: 0843, MW-3-W-130305, 3/5/2013 11:10:00AM
----------------------------------	---

Constituent	Result	Units	PQL	Method	MB Bias	Lab Quals	Run #
Electrical Conductivity @ 25 C	653	umhos/cm	1.00	EPA-120.1			1
Dissolved Oxygen	4.9	mg O/L	0.50	SM-4500OG		S05	2
Oxidation Reduction Potential (Eobs_Ag/AgCl)	319.8	mV	-1000	ASTM-D1498			3

Run #	Method	Prep Date	Run Date/Time	Analyst	Instrument	Dilution	QC Batch ID
1	EPA-120.1	03/07/13	03/07/13 11:16	RML	MET-1	1	BWC0410
2	SM-4500OG	03/06/13	03/06/13 08:35	HPR	YSI-57	1	BWC0360
3	ASTM-D1498	03/06/13	03/06/13 10:27	RML	MET-1	1	BWC0391

The results in this report apply to the samples analyzed in accordance with the chain of custody document. This analytical report must be reproduced in its entirety.
All results listed in this report are for the exclusive use of the submitting party. BC Laboratories, Inc. assumes no responsibility for report alteration, separation, detachment or third party interpretation.



Arcadis
1900 Powell Street 12th Floor
Emeryville, CA 94608

Reported: 03/19/2013 18:12
Project: 0843
Project Number: 351849
Project Manager: Kathy Brandt

Volatile Organic Analysis (EPA Method 8260)

BCL Sample ID: 1304480-05	Client Sample Name: 0843, MW-4-W-130305, 3/5/2013 12:00:00PM
----------------------------------	---

Constituent	Result	Units	PQL	Method	MB Bias	Lab Quals	Run #
Benzene	ND	ug/L	0.50	EPA-8260B	ND		1
1,2-Dibromoethane	ND	ug/L	0.50	EPA-8260B	ND		1
1,2-Dichloroethane	ND	ug/L	0.50	EPA-8260B	ND		1
Ethylbenzene	ND	ug/L	0.50	EPA-8260B	ND		1
Methyl t-butyl ether	ND	ug/L	0.50	EPA-8260B	ND		1
Toluene	ND	ug/L	0.50	EPA-8260B	ND		1
Total Xylenes	ND	ug/L	1.0	EPA-8260B	ND		1
t-Amyl Methyl ether	ND	ug/L	0.50	EPA-8260B	ND		1
t-Butyl alcohol	ND	ug/L	10	EPA-8260B	ND		1
Diisopropyl ether	ND	ug/L	0.50	EPA-8260B	ND		1
Ethanol	ND	ug/L	250	EPA-8260B	ND		1
Ethyl t-butyl ether	ND	ug/L	0.50	EPA-8260B	ND		1
1,2-Dichloroethane-d4 (Surrogate)	101	%	75 - 125 (LCL - UCL)	EPA-8260B			1
Toluene-d8 (Surrogate)	83.1	%	80 - 120 (LCL - UCL)	EPA-8260B			1
4-Bromofluorobenzene (Surrogate)	98.0	%	80 - 120 (LCL - UCL)	EPA-8260B			1

Run #	Method	Prep Date	Run Date/Time	Analyst	Instrument	Dilution	QC Batch ID
1	EPA-8260B	03/13/13	03/13/13 21:03	EAR	MS-V10	1	BWC0726



Arcadis
1900 Powell Street 12th Floor
Emeryville, CA 94608

Reported: 03/19/2013 18:12
Project: 0843
Project Number: 351849
Project Manager: Kathy Brandt

Purgeable Aromatics and Total Petroleum Hydrocarbons

BCL Sample ID: 1304480-05	Client Sample Name: 0843, MW-4-W-130305, 3/5/2013 12:00:00PM
----------------------------------	---

Constituent	Result	Units	PQL	Method	MB Bias	Lab Quals	Run #
Gasoline Range Organics (C6 - C12)	ND	ug/L	50	EPA-8015B	ND		1
a,a,a-Trifluorotoluene (FID Surrogate)	84.6	%	70 - 130 (LCL - UCL)	EPA-8015B			1

Run #	Method	Prep Date	Run Date/Time	Analyst	Instrument	Dilution	QC Batch ID
1	EPA-8015B	03/13/13	03/13/13 17:58	jjh	GC-V9	1	BWC0768

The results in this report apply to the samples analyzed in accordance with the chain of custody document. This analytical report must be reproduced in its entirety.
All results listed in this report are for the exclusive use of the submitting party. BC Laboratories, Inc. assumes no responsibility for report alteration, separation, detachment or third party interpretation.



Arcadis
1900 Powell Street 12th Floor
Emeryville, CA 94608

Reported: 03/19/2013 18:12
Project: 0843
Project Number: 351849
Project Manager: Kathy Brandt

Water Analysis (General Chemistry)

BCL Sample ID: 1304480-05	Client Sample Name: 0843, MW-4-W-130305, 3/5/2013 12:00:00PM						
Constituent	Result	Units	PQL	Method	MB Bias	Lab Quals	Run #
Electrical Conductivity @ 25 C	1080	umhos/cm	1.00	EPA-120.1	ND		1
Dissolved Oxygen	6.5	mg O/L	0.50	SM-4500OG		S05	2
Oxidation Reduction Potential (Eobs_Ag/AgCl)	320.1	mV	-1000	ASTM-D1498			3

Run #	Method	Prep Date	Run Date/Time	Analyst	Instrument	Dilution	QC Batch ID
1	EPA-120.1	03/07/13	03/07/13 12:01	RML	MET-1	1	BWC0411
2	SM-4500OG	03/06/13	03/06/13 08:35	HPR	YSI-57	1	BWC0360
3	ASTM-D1498	03/06/13	03/06/13 10:31	RML	MET-1	1	BWC0391

The results in this report apply to the samples analyzed in accordance with the chain of custody document. This analytical report must be reproduced in its entirety. All results listed in this report are for the exclusive use of the submitting party. BC Laboratories, Inc. assumes no responsibility for report alteration, separation, detachment or third party interpretation.



Arcadis
1900 Powell Street 12th Floor
Emeryville, CA 94608

Reported: 03/19/2013 18:12
Project: 0843
Project Number: 351849
Project Manager: Kathy Brandt

Volatile Organic Analysis (EPA Method 8260)

BCL Sample ID: 1304480-06	Client Sample Name: 0843, MW-5-W-130305, 3/5/2013 8:20:00AM
----------------------------------	--

Constituent	Result	Units	PQL	Method	MB Bias	Lab Quals	Run #
Benzene	ND	ug/L	0.50	EPA-8260B	ND		1
1,2-Dibromoethane	ND	ug/L	0.50	EPA-8260B	ND		1
1,2-Dichloroethane	ND	ug/L	0.50	EPA-8260B	ND		1
Ethylbenzene	ND	ug/L	0.50	EPA-8260B	ND		1
Methyl t-butyl ether	2.6	ug/L	0.50	EPA-8260B	ND		1
Toluene	ND	ug/L	0.50	EPA-8260B	ND		1
Total Xylenes	ND	ug/L	1.0	EPA-8260B	ND		1
t-Amyl Methyl ether	ND	ug/L	0.50	EPA-8260B	ND		1
t-Butyl alcohol	ND	ug/L	10	EPA-8260B	ND		1
Diisopropyl ether	ND	ug/L	0.50	EPA-8260B	ND		1
Ethanol	ND	ug/L	250	EPA-8260B	ND		1
Ethyl t-butyl ether	ND	ug/L	0.50	EPA-8260B	ND		1
1,2-Dichloroethane-d4 (Surrogate)	97.7	%	75 - 125 (LCL - UCL)	EPA-8260B			1
Toluene-d8 (Surrogate)	95.8	%	80 - 120 (LCL - UCL)	EPA-8260B			1
4-Bromofluorobenzene (Surrogate)	96.6	%	80 - 120 (LCL - UCL)	EPA-8260B			1

Run #	Method	Prep Date	Run Date/Time	Analyst	Instrument	Dilution	QC Batch ID
1	EPA-8260B	03/12/13	03/13/13 21:21	EAR	MS-V10	1	BWC0699



Arcadis
1900 Powell Street 12th Floor
Emeryville, CA 94608

Reported: 03/19/2013 18:12
Project: 0843
Project Number: 351849
Project Manager: Kathy Brandt

Purgeable Aromatics and Total Petroleum Hydrocarbons

BCL Sample ID: 1304480-06	Client Sample Name: 0843, MW-5-W-130305, 3/5/2013 8:20:00AM
----------------------------------	--

Constituent	Result	Units	PQL	Method	MB Bias	Lab Quals	Run #
Gasoline Range Organics (C6 - C12)	ND	ug/L	50	EPA-8015B	ND		1
a,a,a-Trifluorotoluene (FID Surrogate)	84.3	%	70 - 130 (LCL - UCL)	EPA-8015B			1

Run #	Method	Prep Date	Run Date/Time	Analyst	Instrument	Dilution	QC Batch ID
1	EPA-8015B	03/13/13	03/13/13 18:18	jjh	GC-V9	1	BWC0768

The results in this report apply to the samples analyzed in accordance with the chain of custody document. This analytical report must be reproduced in its entirety.
All results listed in this report are for the exclusive use of the submitting party. BC Laboratories, Inc. assumes no responsibility for report alteration, separation, detachment or third party interpretation.



Arcadis
1900 Powell Street 12th Floor
Emeryville, CA 94608

Reported: 03/19/2013 18:12
Project: 0843
Project Number: 351849
Project Manager: Kathy Brandt

Water Analysis (General Chemistry)

BCL Sample ID: 1304480-06	Client Sample Name: 0843, MW-5-W-130305, 3/5/2013 8:20:00AM
----------------------------------	--

Constituent	Result	Units	PQL	Method	MB Bias	Lab Quals	Run #
Electrical Conductivity @ 25 C	570	umhos/cm	1.00	EPA-120.1	ND		1
Dissolved Oxygen	5.0	mg O/L	0.50	SM-4500OG		S05	2
Oxidation Reduction Potential (Eobs_Ag/AgCl)	323.0	mV	-1000	ASTM-D1498			3

Run #	Method	Prep Date	Run Date/Time	Analyst	Instrument	Dilution	QC Batch ID
1	EPA-120.1	03/07/13	03/07/13 12:07	RML	MET-1	1	BWC0411
2	SM-4500OG	03/06/13	03/06/13 08:35	HPR	YSI-57	1	BWC0360
3	ASTM-D1498	03/06/13	03/06/13 10:35	RML	MET-1	1	BWC0391

The results in this report apply to the samples analyzed in accordance with the chain of custody document. This analytical report must be reproduced in its entirety. All results listed in this report are for the exclusive use of the submitting party. BC Laboratories, Inc. assumes no responsibility for report alteration, separation, detachment or third party interpretation.



Arcadis
1900 Powell Street 12th Floor
Emeryville, CA 94608

Reported: 03/19/2013 18:12
Project: 0843
Project Number: 351849
Project Manager: Kathy Brandt

Metals Analysis

BCL Sample ID: 1304480-06	Client Sample Name: 0843, MW-5-W-130305, 3/5/2013 8:20:00AM
----------------------------------	--

Constituent	Result	Units	PQL	Method	MB Bias	Lab Quals	Run #
Hexavalent Chromium	ND	ug/L	2.0	EPA-7196	ND	S05	1
Dissolved Chromium	ND	ug/L	10	EPA-6010B	ND		2
Total Chromium	37	ug/L	10	EPA-6010B	ND		3

Run #	Method	Prep Date	Run		Analyst	Instrument	Dilution	QC
			Date/Time					Batch ID
1	EPA-7196	03/06/13	03/06/13	09:29	TDC	KONE-1	1	BWC0335
2	EPA-6010B	03/06/13	03/07/13	08:35	ARD	PE-OP1	1	BWC0321
3	EPA-6010B	03/07/13	03/08/13	07:38	ARD	PE-OP1	1	BWC0463

The results in this report apply to the samples analyzed in accordance with the chain of custody document. This analytical report must be reproduced in its entirety.
All results listed in this report are for the exclusive use of the submitting party. BC Laboratories, Inc. assumes no responsibility for report alteration, separation, detachment or third party interpretation.



Arcadis
1900 Powell Street 12th Floor
Emeryville, CA 94608

Reported: 03/19/2013 18:12
Project: 0843
Project Number: 351849
Project Manager: Kathy Brandt

Volatile Organic Analysis (EPA Method 8260)

BCL Sample ID: 1304480-07	Client Sample Name: 0843, MW-6-W-130305, 3/5/2013 9:20:00AM
----------------------------------	--

Constituent	Result	Units	PQL	Method	MB Bias	Lab Quals	Run #
Benzene	ND	ug/L	0.50	EPA-8260B	ND		1
1,2-Dibromoethane	ND	ug/L	0.50	EPA-8260B	ND		1
1,2-Dichloroethane	ND	ug/L	0.50	EPA-8260B	ND		1
Ethylbenzene	ND	ug/L	0.50	EPA-8260B	ND		1
Methyl t-butyl ether	29	ug/L	0.50	EPA-8260B	ND		1
Toluene	ND	ug/L	0.50	EPA-8260B	ND		1
Total Xylenes	ND	ug/L	1.0	EPA-8260B	ND		1
t-Amyl Methyl ether	ND	ug/L	0.50	EPA-8260B	ND		1
t-Butyl alcohol	ND	ug/L	10	EPA-8260B	ND		1
Diisopropyl ether	ND	ug/L	0.50	EPA-8260B	ND		1
Ethanol	ND	ug/L	250	EPA-8260B	ND		1
Ethyl t-butyl ether	ND	ug/L	0.50	EPA-8260B	ND		1
1,2-Dichloroethane-d4 (Surrogate)	101	%	75 - 125 (LCL - UCL)	EPA-8260B			1
Toluene-d8 (Surrogate)	99.0	%	80 - 120 (LCL - UCL)	EPA-8260B			1
4-Bromofluorobenzene (Surrogate)	100	%	80 - 120 (LCL - UCL)	EPA-8260B			1

Run #	Method	Prep Date	Run Date/Time	Analyst	Instrument	Dilution	QC Batch ID
1	EPA-8260B	03/12/13	03/13/13 21:40	EAR	MS-V10	1	BWC0699



Arcadis
1900 Powell Street 12th Floor
Emeryville, CA 94608

Reported: 03/19/2013 18:12
Project: 0843
Project Number: 351849
Project Manager: Kathy Brandt

Purgeable Aromatics and Total Petroleum Hydrocarbons

BCL Sample ID: 1304480-07	Client Sample Name: 0843, MW-6-W-130305, 3/5/2013 9:20:00AM
----------------------------------	--

Constituent	Result	Units	PQL	Method	MB Bias	Lab Quals	Run #
Gasoline Range Organics (C6 - C12)	ND	ug/L	50	EPA-8015B	ND		1
a,a,a-Trifluorotoluene (FID Surrogate)	81.2	%	70 - 130 (LCL - UCL)	EPA-8015B			1

Run #	Method	Prep Date	Run Date/Time	Analyst	Instrument	Dilution	QC Batch ID
1	EPA-8015B	03/13/13	03/13/13 18:39	jjh	GC-V9	1	BWC0768

The results in this report apply to the samples analyzed in accordance with the chain of custody document. This analytical report must be reproduced in its entirety.
All results listed in this report are for the exclusive use of the submitting party. BC Laboratories, Inc. assumes no responsibility for report alteration, separation, detachment or third party interpretation.



Arcadis
1900 Powell Street 12th Floor
Emeryville, CA 94608

Reported: 03/19/2013 18:12
Project: 0843
Project Number: 351849
Project Manager: Kathy Brandt

Water Analysis (General Chemistry)

BCL Sample ID: 1304480-07	Client Sample Name: 0843, MW-6-W-130305, 3/5/2013 9:20:00AM
----------------------------------	--

Constituent	Result	Units	PQL	Method	MB Bias	Lab Quals	Run #
Electrical Conductivity @ 25 C	528	umhos/cm	1.00	EPA-120.1	ND		1
Dissolved Oxygen	5.4	mg O/L	0.50	SM-4500OG		S05	2
Oxidation Reduction Potential (Eobs_Ag/AgCl)	323.0	mV	-1000	ASTM-D1498			3

Run #	Method	Prep Date	Run Date/Time	Analyst	Instrument	Dilution	QC Batch ID
1	EPA-120.1	03/07/13	03/07/13 12:13	RML	MET-1	1	BWC0411
2	SM-4500OG	03/06/13	03/06/13 08:35	HPR	YSI-57	1	BWC0360
3	ASTM-D1498	03/06/13	03/06/13 10:39	RML	MET-1	1	BWC0391

The results in this report apply to the samples analyzed in accordance with the chain of custody document. This analytical report must be reproduced in its entirety.
All results listed in this report are for the exclusive use of the submitting party. BC Laboratories, Inc. assumes no responsibility for report alteration, separation, detachment or third party interpretation.



Arcadis
1900 Powell Street 12th Floor
Emeryville, CA 94608

Reported: 03/19/2013 18:12
Project: 0843
Project Number: 351849
Project Manager: Kathy Brandt

Metals Analysis

BCL Sample ID: 1304480-07	Client Sample Name: 0843, MW-6-W-130305, 3/5/2013 9:20:00AM
----------------------------------	--

Constituent	Result	Units	PQL	Method	MB Bias	Lab Quals	Run #
Hexavalent Chromium	ND	ug/L	2.0	EPA-7196	ND		1
Dissolved Chromium	ND	ug/L	10	EPA-6010B	ND		2
Total Chromium	20	ug/L	10	EPA-6010B	ND		3

Run #	Method	Prep Date	Run		Analyst	Instrument	Dilution	QC
			Date/Time					Batch ID
1	EPA-7196	03/06/13	03/06/13	09:35	TDC	KONE-1	1	BWC0335
2	EPA-6010B	03/06/13	03/07/13	08:36	ARD	PE-OP1	1	BWC0321
3	EPA-6010B	03/07/13	03/08/13	07:40	ARD	PE-OP1	1	BWC0463



Arcadis
1900 Powell Street 12th Floor
Emeryville, CA 94608

Reported: 03/19/2013 18:12
Project: 0843
Project Number: 351849
Project Manager: Kathy Brandt

Volatile Organic Analysis (EPA Method 8260)

BCL Sample ID: 1304480-08	Client Sample Name: 0843, MW-7-W-130305, 3/5/2013 10:20:00AM
----------------------------------	---

Constituent	Result	Units	PQL	Method	MB Bias	Lab Quals	Run #
Benzene	ND	ug/L	0.50	EPA-8260B	ND		1
1,2-Dibromoethane	ND	ug/L	0.50	EPA-8260B	ND		1
1,2-Dichloroethane	ND	ug/L	0.50	EPA-8260B	ND		1
Ethylbenzene	ND	ug/L	0.50	EPA-8260B	ND		1
Methyl t-butyl ether	2800	ug/L	25	EPA-8260B	ND	A01	2
Toluene	ND	ug/L	0.50	EPA-8260B	ND		1
Total Xylenes	ND	ug/L	1.0	EPA-8260B	ND		1
t-Amyl Methyl ether	2.3	ug/L	0.50	EPA-8260B	ND		1
t-Butyl alcohol	510	ug/L	10	EPA-8260B	ND		1
Diisopropyl ether	ND	ug/L	0.50	EPA-8260B	ND		1
Ethanol	ND	ug/L	250	EPA-8260B	ND		1
Ethyl t-butyl ether	ND	ug/L	0.50	EPA-8260B	ND		1
1,2-Dichloroethane-d4 (Surrogate)	104	%	75 - 125 (LCL - UCL)	EPA-8260B			1
1,2-Dichloroethane-d4 (Surrogate)	104	%	75 - 125 (LCL - UCL)	EPA-8260B			2
Toluene-d8 (Surrogate)	98.8	%	80 - 120 (LCL - UCL)	EPA-8260B			1
Toluene-d8 (Surrogate)	99.4	%	80 - 120 (LCL - UCL)	EPA-8260B			2
4-Bromofluorobenzene (Surrogate)	94.8	%	80 - 120 (LCL - UCL)	EPA-8260B			1
4-Bromofluorobenzene (Surrogate)	96.2	%	80 - 120 (LCL - UCL)	EPA-8260B			2

Run #	Method	Prep Date	Run Date/Time	Analyst	Instrument	Dilution	QC Batch ID
1	EPA-8260B	03/12/13	03/13/13 21:58	EAR	MS-V10	1	BWC0699
2	EPA-8260B	03/14/13	03/14/13 19:03	EAR	MS-V10	50	BWC0699



Arcadis
1900 Powell Street 12th Floor
Emeryville, CA 94608

Reported: 03/19/2013 18:12
Project: 0843
Project Number: 351849
Project Manager: Kathy Brandt

Purgeable Aromatics and Total Petroleum Hydrocarbons

BCL Sample ID: 1304480-08	Client Sample Name: 0843, MW-7-W-130305, 3/5/2013 10:20:00AM
----------------------------------	---

Constituent	Result	Units	PQL	Method	MB Bias	Lab Quals	Run #
Gasoline Range Organics (C6 - C12)	ND	ug/L	50	EPA-8015B	ND		1
a,a,a-Trifluorotoluene (FID Surrogate)	83.9	%	70 - 130 (LCL - UCL)	EPA-8015B			1

Run #	Method	Prep Date	Run Date/Time	Analyst	Instrument	Dilution	QC Batch ID
1	EPA-8015B	03/13/13	03/13/13 19:00	jjh	GC-V9	1	BWC0768

The results in this report apply to the samples analyzed in accordance with the chain of custody document. This analytical report must be reproduced in its entirety.
All results listed in this report are for the exclusive use of the submitting party. BC Laboratories, Inc. assumes no responsibility for report alteration, separation, detachment or third party interpretation.



Arcadis
1900 Powell Street 12th Floor
Emeryville, CA 94608

Reported: 03/19/2013 18:12
Project: 0843
Project Number: 351849
Project Manager: Kathy Brandt

Water Analysis (General Chemistry)

BCL Sample ID: 1304480-08	Client Sample Name: 0843, MW-7-W-130305, 3/5/2013 10:20:00AM
----------------------------------	---

Constituent	Result	Units	PQL	Method	MB Bias	Lab Quals	Run #
Nitrate as NO3	4.7	mg/L	0.44	EPA-300.0	ND		1
Sulfate	29	mg/L	1.0	EPA-300.0	ND		1
Electrical Conductivity @ 25 C	679	umhos/cm	1.00	EPA-120.1	ND		2
Iron (II) Species	540	ug/L	100	SM-3500-FeD	ND		3
Non-Volatile Organic Carbon	2.8	mg/L	0.30	EPA-415.1	ND		4
Dissolved Oxygen	6.1	mg O/L	0.50	SM-4500OG		S05	5
Oxidation Reduction Potential (Eobs_Ag/AgCl)	48.33	mV	-1000	ASTM-D1498			6

Run #	Method	Prep Date	Run Date/Time	Analyst	Instrument	Dilution	QC Batch ID
1	EPA-300.0	03/06/13	03/06/13 02:27	LD1	IC2	1	BWC0349
2	EPA-120.1	03/07/13	03/07/13 11:47	RML	MET-1	1	BWC0411
3	SM-3500-FeD	03/06/13	03/06/13 12:23	TDC	KONE-1	1	BWC0332
4	EPA-415.1	03/07/13	03/08/13 04:41	CDR	TOC2	1	BWC0444
5	SM-4500OG	03/06/13	03/06/13 08:35	HPR	YSI-57	1	BWC0360
6	ASTM-D1498	03/06/13	03/06/13 10:44	RML	MET-1	1	BWC0391

The results in this report apply to the samples analyzed in accordance with the chain of custody document. This analytical report must be reproduced in its entirety. All results listed in this report are for the exclusive use of the submitting party. BC Laboratories, Inc. assumes no responsibility for report alteration, separation, detachment or third party interpretation.



Arcadis
1900 Powell Street 12th Floor
Emeryville, CA 94608

Reported: 03/19/2013 18:12
Project: 0843
Project Number: 351849
Project Manager: Kathy Brandt

Metals Analysis

BCL Sample ID: 1304480-08	Client Sample Name: 0843, MW-7-W-130305, 3/5/2013 10:20:00AM
----------------------------------	---

Constituent	Result	Units	PQL	Method	MB Bias	Lab Quals	Run #
Hexavalent Chromium	ND	ug/L	2.0	EPA-7196	ND		1
Dissolved Chromium	ND	ug/L	10	EPA-6010B	ND		2
Dissolved Manganese	600	ug/L	1.0	EPA-200.8	ND		3
Dissolved Vanadium	ND	ug/L	3.0	EPA-200.8	ND		3
Total Chromium	ND	ug/L	10	EPA-6010B	ND		4
Total Recoverable Manganese	520	ug/L	1.0	EPA-200.8	ND		5
Total Recoverable Vanadium	ND	ug/L	3.0	EPA-200.8	ND		5

Run #	Method	Prep Date	Run Date/Time	Analyst	Instrument	Dilution	QC Batch ID
1	EPA-7196	03/06/13	03/06/13 09:29	TDC	KONE-1	1	BWC0335
2	EPA-6010B	03/05/13	03/07/13 08:44	ARD	PE-OP1	1	BWC0321
3	EPA-200.8	03/06/13	03/07/13 21:17	SRM	PE-EL2	1	BWC0324
4	EPA-6010B	03/07/13	03/08/13 07:41	ARD	PE-OP1	1	BWC0463
5	EPA-200.8	03/08/13	03/08/13 20:35	SRM	PE-EL2	1	BWC0491

The results in this report apply to the samples analyzed in accordance with the chain of custody document. This analytical report must be reproduced in its entirety.
All results listed in this report are for the exclusive use of the submitting party. BC Laboratories, Inc. assumes no responsibility for report alteration, separation, detachment or third party interpretation.



Arcadis
1900 Powell Street 12th Floor
Emeryville, CA 94608

Reported: 03/19/2013 18:12
Project: 0843
Project Number: 351849
Project Manager: Kathy Brandt

Volatile Organic Analysis (EPA Method 8260)

BCL Sample ID: 1304480-09	Client Sample Name: 0843, MW-8-W-130305, 3/5/2013 8:10:00AM
----------------------------------	--

Constituent	Result	Units	PQL	Method	MB Bias	Lab Quals	Run #
Benzene	ND	ug/L	0.50	EPA-8260B	ND		1
1,2-Dibromoethane	ND	ug/L	0.50	EPA-8260B	ND		1
1,2-Dichloroethane	ND	ug/L	0.50	EPA-8260B	ND		1
Ethylbenzene	ND	ug/L	0.50	EPA-8260B	ND		1
Methyl t-butyl ether	100	ug/L	1.0	EPA-8260B	ND	A01	2
Toluene	ND	ug/L	0.50	EPA-8260B	ND		1
Total Xylenes	ND	ug/L	1.0	EPA-8260B	ND		1
t-Amyl Methyl ether	ND	ug/L	0.50	EPA-8260B	ND		1
t-Butyl alcohol	ND	ug/L	10	EPA-8260B	ND		1
Diisopropyl ether	ND	ug/L	0.50	EPA-8260B	ND		1
Ethanol	ND	ug/L	250	EPA-8260B	ND		1
Ethyl t-butyl ether	ND	ug/L	0.50	EPA-8260B	ND		1
1,2-Dichloroethane-d4 (Surrogate)	106	%	75 - 125 (LCL - UCL)	EPA-8260B			1
1,2-Dichloroethane-d4 (Surrogate)	109	%	75 - 125 (LCL - UCL)	EPA-8260B			2
Toluene-d8 (Surrogate)	100	%	80 - 120 (LCL - UCL)	EPA-8260B			1
Toluene-d8 (Surrogate)	97.7	%	80 - 120 (LCL - UCL)	EPA-8260B			2
4-Bromofluorobenzene (Surrogate)	99.7	%	80 - 120 (LCL - UCL)	EPA-8260B			1
4-Bromofluorobenzene (Surrogate)	96.7	%	80 - 120 (LCL - UCL)	EPA-8260B			2

Run #	Method	Prep Date	Run Date/Time	Analyst	Instrument	Dilution	QC Batch ID
1	EPA-8260B	03/12/13	03/13/13 22:16	EAR	MS-V10	1	BWC0699
2	EPA-8260B	03/14/13	03/14/13 19:22	EAR	MS-V10	2	BWC0699



Arcadis
1900 Powell Street 12th Floor
Emeryville, CA 94608

Reported: 03/19/2013 18:12
Project: 0843
Project Number: 351849
Project Manager: Kathy Brandt

Purgeable Aromatics and Total Petroleum Hydrocarbons

BCL Sample ID: 1304480-09	Client Sample Name: 0843, MW-8-W-130305, 3/5/2013 8:10:00AM
----------------------------------	--

Constituent	Result	Units	PQL	Method	MB Bias	Lab Quals	Run #
Gasoline Range Organics (C6 - C12)	ND	ug/L	50	EPA-8015B	ND		1
a,a,a-Trifluorotoluene (FID Surrogate)	86.8	%	70 - 130 (LCL - UCL)	EPA-8015B			1

Run #	Method	Prep Date	Run Date/Time	Analyst	Instrument	Dilution	QC Batch ID
1	EPA-8015B	03/13/13	03/13/13 19:21	jjh	GC-V9	1	BWC0768



Arcadis
1900 Powell Street 12th Floor
Emeryville, CA 94608

Reported: 03/19/2013 18:12
Project: 0843
Project Number: 351849
Project Manager: Kathy Brandt

Water Analysis (General Chemistry)

BCL Sample ID: 1304480-09	Client Sample Name: 0843, MW-8-W-130305, 3/5/2013 8:10:00AM
----------------------------------	--

Constituent	Result	Units	PQL	Method	MB Bias	Lab Quals	Run #
Nitrate as NO3	3.7	mg/L	0.44	EPA-300.0	ND		1
Sulfate	43	mg/L	1.0	EPA-300.0	ND		1
Electrical Conductivity @ 25 C	533	umhos/cm	1.00	EPA-120.1	ND		2
Iron (II) Species	ND	ug/L	100	SM-3500-FeD	ND		3
Non-Volatile Organic Carbon	2.7	mg/L	0.30	EPA-415.1	ND		4
Dissolved Oxygen	5.7	mg O/L	0.50	SM-4500OG		S05	5
Oxidation Reduction Potential (Eobs_Ag/AgCl)	216.6	mV	-1000	ASTM-D1498			6

Run #	Method	Prep Date	Run Date/Time	Analyst	Instrument	Dilution	QC Batch ID
1	EPA-300.0	03/06/13	03/06/13 02:41	LD1	IC2	1	BWC0349
2	EPA-120.1	03/07/13	03/07/13 12:20	RML	MET-1	1	BWC0411
3	SM-3500-FeD	03/06/13	03/06/13 12:23	TDC	KONE-1	1	BWC0332
4	EPA-415.1	03/07/13	03/08/13 04:54	CDR	TOC2	1	BWC0444
5	SM-4500OG	03/06/13	03/06/13 08:35	HPR	YSI-57	1	BWC0360
6	ASTM-D1498	03/06/13	03/06/13 10:52	RML	MET-1	1	BWC0391

The results in this report apply to the samples analyzed in accordance with the chain of custody document. This analytical report must be reproduced in its entirety. All results listed in this report are for the exclusive use of the submitting party. BC Laboratories, Inc. assumes no responsibility for report alteration, separation, detachment or third party interpretation.



Arcadis
1900 Powell Street 12th Floor
Emeryville, CA 94608

Reported: 03/19/2013 18:12
Project: 0843
Project Number: 351849
Project Manager: Kathy Brandt

Metals Analysis

BCL Sample ID: 1304480-09	Client Sample Name: 0843, MW-8-W-130305, 3/5/2013 8:10:00AM
----------------------------------	--

Constituent	Result	Units	PQL	Method	MB Bias	Lab Quals	Run #
Hexavalent Chromium	ND	ug/L	2.0	EPA-7196	ND		1
Dissolved Chromium	ND	ug/L	10	EPA-6010B	ND		2
Dissolved Manganese	470	ug/L	1.0	EPA-200.8	ND		3
Dissolved Vanadium	ND	ug/L	3.0	EPA-200.8	ND		3
Total Chromium	ND	ug/L	10	EPA-6010B	ND		4
Total Recoverable Manganese	220	ug/L	1.0	EPA-200.8	ND		5
Total Recoverable Vanadium	ND	ug/L	3.0	EPA-200.8	ND		5

Run #	Method	Prep Date	Run Date/Time	Analyst	Instrument	Dilution	QC Batch ID
1	EPA-7196	03/06/13	03/06/13 00:48	LRS	KONE-1	1	BWC0333
2	EPA-6010B	03/05/13	03/07/13 08:46	ARD	PE-OP1	1	BWC0321
3	EPA-200.8	03/06/13	03/07/13 21:20	SRM	PE-EL2	1	BWC0324
4	EPA-6010B	03/07/13	03/08/13 07:43	ARD	PE-OP1	1	BWC0463
5	EPA-200.8	03/08/13	03/08/13 20:38	SRM	PE-EL2	1	BWC0491

The results in this report apply to the samples analyzed in accordance with the chain of custody document. This analytical report must be reproduced in its entirety. All results listed in this report are for the exclusive use of the submitting party. BC Laboratories, Inc. assumes no responsibility for report alteration, separation, detachment or third party interpretation.



Arcadis
1900 Powell Street 12th Floor
Emeryville, CA 94608

Reported: 03/19/2013 18:12
Project: 0843
Project Number: 351849
Project Manager: Kathy Brandt

Volatile Organic Analysis (EPA Method 8260)

BCL Sample ID: 1304480-10	Client Sample Name: 0843, MW-9-W-130305, 3/5/2013 8:55:00AM
----------------------------------	--

Constituent	Result	Units	PQL	Method	MB Bias	Lab Quals	Run #
Benzene	ND	ug/L	0.50	EPA-8260B	ND		1
1,2-Dibromoethane	ND	ug/L	0.50	EPA-8260B	ND		1
1,2-Dichloroethane	ND	ug/L	0.50	EPA-8260B	ND		1
Ethylbenzene	ND	ug/L	0.50	EPA-8260B	ND		1
Methyl t-butyl ether	60	ug/L	0.50	EPA-8260B	ND		1
Toluene	ND	ug/L	0.50	EPA-8260B	ND		1
Total Xylenes	ND	ug/L	1.0	EPA-8260B	ND		1
t-Amyl Methyl ether	ND	ug/L	0.50	EPA-8260B	ND		1
t-Butyl alcohol	ND	ug/L	10	EPA-8260B	ND		1
Diisopropyl ether	ND	ug/L	0.50	EPA-8260B	ND		1
Ethanol	ND	ug/L	250	EPA-8260B	ND		1
Ethyl t-butyl ether	ND	ug/L	0.50	EPA-8260B	ND		1
1,2-Dichloroethane-d4 (Surrogate)	104	%	75 - 125 (LCL - UCL)	EPA-8260B			1
Toluene-d8 (Surrogate)	101	%	80 - 120 (LCL - UCL)	EPA-8260B			1
4-Bromofluorobenzene (Surrogate)	98.5	%	80 - 120 (LCL - UCL)	EPA-8260B			1

Run #	Method	Prep Date	Run Date/Time	Analyst	Instrument	Dilution	QC Batch ID
1	EPA-8260B	03/12/13	03/13/13 22:35	EAR	MS-V10	1	BWC0699



Arcadis
1900 Powell Street 12th Floor
Emeryville, CA 94608

Reported: 03/19/2013 18:12
Project: 0843
Project Number: 351849
Project Manager: Kathy Brandt

Purgeable Aromatics and Total Petroleum Hydrocarbons

BCL Sample ID: 1304480-10	Client Sample Name: 0843, MW-9-W-130305, 3/5/2013 8:55:00AM
----------------------------------	--

Constituent	Result	Units	PQL	Method	MB Bias	Lab Quals	Run #
Gasoline Range Organics (C6 - C12)	ND	ug/L	50	EPA-8015B	ND		1
a,a,a-Trifluorotoluene (FID Surrogate)	84.2	%	70 - 130 (LCL - UCL)	EPA-8015B			1

Run #	Method	Prep Date	Run Date/Time	Analyst	Instrument	Dilution	QC Batch ID
1	EPA-8015B	03/13/13	03/13/13 19:42	jjh	GC-V9	1	BWC0768



Arcadis
1900 Powell Street 12th Floor
Emeryville, CA 94608

Reported: 03/19/2013 18:12
Project: 0843
Project Number: 351849
Project Manager: Kathy Brandt

Water Analysis (General Chemistry)

BCL Sample ID: 1304480-10	Client Sample Name: 0843, MW-9-W-130305, 3/5/2013 8:55:00AM
----------------------------------	--

Constituent	Result	Units	PQL	Method	MB Bias	Lab Quals	Run #
Nitrate as NO3	16	mg/L	0.44	EPA-300.0	ND		1
Sulfate	38	mg/L	1.0	EPA-300.0	ND		1
Electrical Conductivity @ 25 C	573	umhos/cm	1.00	EPA-120.1	ND		2
Iron (II) Species	ND	ug/L	100	SM-3500-FeD	ND		3
Non-Volatile Organic Carbon	1.9	mg/L	0.30	EPA-415.1	ND		4
Dissolved Oxygen	7.5	mg O/L	0.50	SM-4500OG		S05	5
Oxidation Reduction Potential (Eobs_Ag/AgCl)	264.5	mV	-1000	ASTM-D1498			6

Run #	Method	Prep Date	Run Date/Time	Analyst	Instrument	Dilution	QC Batch ID
1	EPA-300.0	03/06/13	03/06/13 03:22	LD1	IC2	1	BWC0349
2	EPA-120.1	03/07/13	03/07/13 12:26	RML	MET-1	1	BWC0411
3	SM-3500-FeD	03/06/13	03/06/13 12:23	TDC	KONE-1	1	BWC0332
4	EPA-415.1	03/07/13	03/08/13 05:08	CDR	TOC2	1	BWC0444
5	SM-4500OG	03/06/13	03/06/13 08:35	HPR	YSI-57	1	BWC0360
6	ASTM-D1498	03/06/13	03/06/13 11:00	RML	MET-1	1	BWC0391

The results in this report apply to the samples analyzed in accordance with the chain of custody document. This analytical report must be reproduced in its entirety. All results listed in this report are for the exclusive use of the submitting party. BC Laboratories, Inc. assumes no responsibility for report alteration, separation, detachment or third party interpretation.



Arcadis
1900 Powell Street 12th Floor
Emeryville, CA 94608

Reported: 03/19/2013 18:12
Project: 0843
Project Number: 351849
Project Manager: Kathy Brandt

Metals Analysis

BCL Sample ID: 1304480-10	Client Sample Name: 0843, MW-9-W-130305, 3/5/2013 8:55:00AM
----------------------------------	--

Constituent	Result	Units	PQL	Method	MB Bias	Lab Quals	Run #
Hexavalent Chromium	ND	ug/L	2.0	EPA-7196	ND		1
Dissolved Chromium	ND	ug/L	10	EPA-6010B	ND		2
Dissolved Manganese	12	ug/L	1.0	EPA-200.8	ND		3
Dissolved Vanadium	ND	ug/L	3.0	EPA-200.8	ND		3
Total Chromium	ND	ug/L	10	EPA-6010B	ND		4
Total Recoverable Manganese	37	ug/L	1.0	EPA-200.8	ND		5
Total Recoverable Vanadium	ND	ug/L	3.0	EPA-200.8	ND		5

Run #	Method	Prep Date	Run Date/Time	Analyst	Instrument	Dilution	QC Batch ID
1	EPA-7196	03/06/13	03/06/13 00:48	LRS	KONE-1	1	BWC0333
2	EPA-6010B	03/05/13	03/07/13 08:49	ARD	PE-OP1	1	BWC0321
3	EPA-200.8	03/06/13	03/07/13 21:23	SRM	PE-EL2	1	BWC0324
4	EPA-6010B	03/07/13	03/08/13 07:45	ARD	PE-OP1	1	BWC0463
5	EPA-200.8	03/08/13	03/08/13 20:42	SRM	PE-EL2	1	BWC0491

The results in this report apply to the samples analyzed in accordance with the chain of custody document. This analytical report must be reproduced in its entirety. All results listed in this report are for the exclusive use of the submitting party. BC Laboratories, Inc. assumes no responsibility for report alteration, separation, detachment or third party interpretation.



Arcadis
1900 Powell Street 12th Floor
Emeryville, CA 94608

Reported: 03/19/2013 18:12
Project: 0843
Project Number: 351849
Project Manager: Kathy Brandt

Volatile Organic Analysis (EPA Method 8260)

BCL Sample ID: 1304480-11	Client Sample Name: 0843, MW-10-W-130305, 3/5/2013 9:40:00AM
----------------------------------	---

Constituent	Result	Units	PQL	Method	MB Bias	Lab Quals	Run #
Benzene	ND	ug/L	0.50	EPA-8260B	ND		1
1,2-Dibromoethane	ND	ug/L	0.50	EPA-8260B	ND		1
1,2-Dichloroethane	ND	ug/L	0.50	EPA-8260B	ND		1
Ethylbenzene	ND	ug/L	0.50	EPA-8260B	ND		1
Methyl t-butyl ether	1.2	ug/L	0.50	EPA-8260B	ND		1
Toluene	ND	ug/L	0.50	EPA-8260B	ND		1
Total Xylenes	ND	ug/L	1.0	EPA-8260B	ND		1
t-Amyl Methyl ether	ND	ug/L	0.50	EPA-8260B	ND		1
t-Butyl alcohol	ND	ug/L	10	EPA-8260B	ND		1
Diisopropyl ether	ND	ug/L	0.50	EPA-8260B	ND		1
Ethanol	ND	ug/L	250	EPA-8260B	ND		1
Ethyl t-butyl ether	ND	ug/L	0.50	EPA-8260B	ND		1
1,2-Dichloroethane-d4 (Surrogate)	105	%	75 - 125 (LCL - UCL)	EPA-8260B			1
Toluene-d8 (Surrogate)	102	%	80 - 120 (LCL - UCL)	EPA-8260B			1
4-Bromofluorobenzene (Surrogate)	95.1	%	80 - 120 (LCL - UCL)	EPA-8260B			1

Run #	Method	Prep Date	Run Date/Time	Analyst	Instrument	Dilution	QC Batch ID
1	EPA-8260B	03/12/13	03/13/13 22:53	EAR	MS-V10	1	BWC0699



Arcadis
1900 Powell Street 12th Floor
Emeryville, CA 94608

Reported: 03/19/2013 18:12
Project: 0843
Project Number: 351849
Project Manager: Kathy Brandt

Purgeable Aromatics and Total Petroleum Hydrocarbons

BCL Sample ID: 1304480-11	Client Sample Name: 0843, MW-10-W-130305, 3/5/2013 9:40:00AM
----------------------------------	---

Constituent	Result	Units	PQL	Method	MB Bias	Lab Quals	Run #
Gasoline Range Organics (C6 - C12)	ND	ug/L	50	EPA-8015B	ND		1
a,a,a-Trifluorotoluene (FID Surrogate)	74.8	%	70 - 130 (LCL - UCL)	EPA-8015B			1

Run #	Method	Prep Date	Run Date/Time	Analyst	Instrument	Dilution	QC Batch ID
1	EPA-8015B	03/13/13	03/13/13 22:06	jjh	GC-V9	1	BWC0768



Arcadis
1900 Powell Street 12th Floor
Emeryville, CA 94608

Reported: 03/19/2013 18:12
Project: 0843
Project Number: 351849
Project Manager: Kathy Brandt

Water Analysis (General Chemistry)

BCL Sample ID: 1304480-11	Client Sample Name: 0843, MW-10-W-130305, 3/5/2013 9:40:00AM
----------------------------------	---

Constituent	Result	Units	PQL	Method	MB Bias	Lab Quals	Run #
Nitrate as NO3	19	mg/L	0.44	EPA-300.0	ND		1
Sulfate	32	mg/L	1.0	EPA-300.0	ND		1
Electrical Conductivity @ 25 C	445	umhos/cm	1.00	EPA-120.1	ND		2
Iron (II) Species	ND	ug/L	100	SM-3500-FeD	ND		3
Non-Volatile Organic Carbon	1.4	mg/L	0.30	EPA-415.1	ND		4
Dissolved Oxygen	3.8	mg O/L	0.50	SM-4500OG		S05	5
Oxidation Reduction Potential (Eobs_Ag/AgCl)	292.9	mV	-1000	ASTM-D1498			6

Run #	Method	Prep Date	Run Date/Time	Analyst	Instrument	Dilution	QC Batch ID
1	EPA-300.0	03/06/13	03/06/13 03:36	LD1	IC2	1	BWC0349
2	EPA-120.1	03/07/13	03/07/13 12:33	RML	MET-1	1	BWC0411
3	SM-3500-FeD	03/06/13	03/06/13 12:23	TDC	KONE-1	1	BWC0332
4	EPA-415.1	03/07/13	03/08/13 05:21	CDR	TOC2	1	BWC0444
5	SM-4500OG	03/06/13	03/06/13 08:35	HPR	YSI-57	1	BWC0361
6	ASTM-D1498	03/06/13	03/06/13 11:08	RML	MET-1	1	BWC0392

The results in this report apply to the samples analyzed in accordance with the chain of custody document. This analytical report must be reproduced in its entirety. All results listed in this report are for the exclusive use of the submitting party. BC Laboratories, Inc. assumes no responsibility for report alteration, separation, detachment or third party interpretation.



Arcadis
1900 Powell Street 12th Floor
Emeryville, CA 94608

Reported: 03/19/2013 18:12
Project: 0843
Project Number: 351849
Project Manager: Kathy Brandt

Metals Analysis

BCL Sample ID: 1304480-11	Client Sample Name: 0843, MW-10-W-130305, 3/5/2013 9:40:00AM
----------------------------------	---

Constituent	Result	Units	PQL	Method	MB Bias	Lab Quals	Run #
Hexavalent Chromium	6.5	ug/L	2.0	EPA-7196	ND		1
Dissolved Chromium	ND	ug/L	10	EPA-6010B	ND		2
Dissolved Manganese	5.4	ug/L	1.0	EPA-200.8	ND		3
Dissolved Vanadium	ND	ug/L	3.0	EPA-200.8	ND		3
Total Chromium	ND	ug/L	10	EPA-6010B	ND		4
Total Recoverable Manganese	30	ug/L	1.0	EPA-200.8	ND		5
Total Recoverable Vanadium	3.1	ug/L	3.0	EPA-200.8	ND		5

Run #	Method	Prep Date	Run Date/Time	Analyst	Instrument	Dilution	QC Batch ID
1	EPA-7196	03/06/13	03/06/13 09:35	TDC	KONE-1	1	BWC0335
2	EPA-6010B	03/05/13	03/07/13 08:51	ARD	PE-OP1	1	BWC0321
3	EPA-200.8	03/06/13	03/07/13 21:26	SRM	PE-EL2	1	BWC0324
4	EPA-6010B	03/07/13	03/08/13 07:46	ARD	PE-OP1	1	BWC0463
5	EPA-200.8	03/08/13	03/08/13 20:45	SRM	PE-EL2	1	BWC0491

The results in this report apply to the samples analyzed in accordance with the chain of custody document. This analytical report must be reproduced in its entirety. All results listed in this report are for the exclusive use of the submitting party. BC Laboratories, Inc. assumes no responsibility for report alteration, separation, detachment or third party interpretation.



Arcadis
1900 Powell Street 12th Floor
Emeryville, CA 94608

Reported: 03/19/2013 18:12
Project: 0843
Project Number: 351849
Project Manager: Kathy Brandt

Volatile Organic Analysis (EPA Method 8260)

BCL Sample ID: 1304480-12	Client Sample Name: 0843, MW-11-W-130305, 3/5/2013 1:10:00PM
----------------------------------	---

Constituent	Result	Units	PQL	Method	MB Bias	Lab Quals	Run #
Benzene	ND	ug/L	0.50	EPA-8260B	ND		1
1,2-Dibromoethane	ND	ug/L	0.50	EPA-8260B	ND		1
1,2-Dichloroethane	ND	ug/L	0.50	EPA-8260B	ND		1
Ethylbenzene	ND	ug/L	0.50	EPA-8260B	ND		1
Methyl t-butyl ether	750	ug/L	12	EPA-8260B	ND	A01	2
Toluene	ND	ug/L	0.50	EPA-8260B	ND		1
Total Xylenes	ND	ug/L	1.0	EPA-8260B	ND		1
t-Amyl Methyl ether	ND	ug/L	0.50	EPA-8260B	ND		1
t-Butyl alcohol	180	ug/L	10	EPA-8260B	ND		1
Diisopropyl ether	ND	ug/L	0.50	EPA-8260B	ND		1
Ethanol	ND	ug/L	250	EPA-8260B	ND		1
Ethyl t-butyl ether	ND	ug/L	0.50	EPA-8260B	ND		1
1,2-Dichloroethane-d4 (Surrogate)	98.8	%	75 - 125 (LCL - UCL)	EPA-8260B			1
1,2-Dichloroethane-d4 (Surrogate)	102	%	75 - 125 (LCL - UCL)	EPA-8260B			2
Toluene-d8 (Surrogate)	101	%	80 - 120 (LCL - UCL)	EPA-8260B			1
Toluene-d8 (Surrogate)	96.2	%	80 - 120 (LCL - UCL)	EPA-8260B			2
4-Bromofluorobenzene (Surrogate)	101	%	80 - 120 (LCL - UCL)	EPA-8260B			1
4-Bromofluorobenzene (Surrogate)	99.7	%	80 - 120 (LCL - UCL)	EPA-8260B			2

Run #	Method	Prep Date	Run Date/Time	Analyst	Instrument	Dilution	QC Batch ID
1	EPA-8260B	03/12/13	03/13/13 23:12	EAR	MS-V10	1	BWC0699
2	EPA-8260B	03/14/13	03/14/13 19:40	EAR	MS-V10	25	BWC0699



Arcadis
1900 Powell Street 12th Floor
Emeryville, CA 94608

Reported: 03/19/2013 18:12
Project: 0843
Project Number: 351849
Project Manager: Kathy Brandt

Purgeable Aromatics and Total Petroleum Hydrocarbons

BCL Sample ID: 1304480-12	Client Sample Name: 0843, MW-11-W-130305, 3/5/2013 1:10:00PM
----------------------------------	---

Constituent	Result	Units	PQL	Method	MB Bias	Lab Quals	Run #
Gasoline Range Organics (C6 - C12)	ND	ug/L	50	EPA-8015B	ND		1
a,a,a-Trifluorotoluene (FID Surrogate)	79.5	%	70 - 130 (LCL - UCL)	EPA-8015B			1

Run #	Method	Prep Date	Run Date/Time	Analyst	Instrument	Dilution	QC Batch ID
1	EPA-8015B	03/13/13	03/13/13 22:27	jjh	GC-V9	1	BWC0768

The results in this report apply to the samples analyzed in accordance with the chain of custody document. This analytical report must be reproduced in its entirety.
All results listed in this report are for the exclusive use of the submitting party. BC Laboratories, Inc. assumes no responsibility for report alteration, separation, detachment or third party interpretation.



Arcadis
1900 Powell Street 12th Floor
Emeryville, CA 94608

Reported: 03/19/2013 18:12
Project: 0843
Project Number: 351849
Project Manager: Kathy Brandt

Water Analysis (General Chemistry)

BCL Sample ID: 1304480-12	Client Sample Name: 0843, MW-11-W-130305, 3/5/2013 1:10:00PM
----------------------------------	---

Constituent	Result	Units	PQL	Method	MB Bias	Lab Quals	Run #
Nitrate as NO3	5.9	mg/L	0.44	EPA-300.0	ND		1
Sulfate	28	mg/L	1.0	EPA-300.0	ND		1
Electrical Conductivity @ 25 C	716	umhos/cm	1.00	EPA-120.1	ND		2
Iron (II) Species	ND	ug/L	100	SM-3500-FeD	ND		3
Non-Volatile Organic Carbon	2.7	mg/L	0.30	EPA-415.1	ND		4
Dissolved Oxygen	3.7	mg O/L	0.50	SM-4500OG		S05	5
Oxidation Reduction Potential (Eobs_Ag/AgCl)	307.8	mV	-1000	ASTM-D1498			6

Run #	Method	Prep Date	Run Date/Time	Analyst	Instrument	Dilution	QC Batch ID
1	EPA-300.0	03/06/13	03/06/13 03:49	LD1	IC2	1	BWC0349
2	EPA-120.1	03/07/13	03/07/13 12:39	RML	MET-1	1	BWC0411
3	SM-3500-FeD	03/06/13	03/06/13 12:25	TDC	KONE-1	1	BWC0332
4	EPA-415.1	03/07/13	03/08/13 05:35	CDR	TOC2	1	BWC0444
5	SM-4500OG	03/06/13	03/06/13 08:35	HPR	YSI-57	1	BWC0361
6	ASTM-D1498	03/06/13	03/06/13 11:17	RML	MET-1	1	BWC0392

The results in this report apply to the samples analyzed in accordance with the chain of custody document. This analytical report must be reproduced in its entirety. All results listed in this report are for the exclusive use of the submitting party. BC Laboratories, Inc. assumes no responsibility for report alteration, separation, detachment or third party interpretation.



Arcadis
1900 Powell Street 12th Floor
Emeryville, CA 94608

Reported: 03/19/2013 18:12
Project: 0843
Project Number: 351849
Project Manager: Kathy Brandt

Metals Analysis

BCL Sample ID: 1304480-12	Client Sample Name: 0843, MW-11-W-130305, 3/5/2013 1:10:00PM
----------------------------------	---

Constituent	Result	Units	PQL	Method	MB Bias	Lab Quals	Run #
Hexavalent Chromium	ND	ug/L	2.0	EPA-7196	ND		1
Dissolved Chromium	ND	ug/L	10	EPA-6010B	ND		2
Dissolved Manganese	490	ug/L	1.0	EPA-200.8	ND		3
Dissolved Vanadium	3.2	ug/L	3.0	EPA-200.8	ND		3
Total Chromium	ND	ug/L	10	EPA-6010B	ND		4
Total Recoverable Manganese	580	ug/L	1.0	EPA-200.8	ND		5
Total Recoverable Vanadium	ND	ug/L	3.0	EPA-200.8	ND		5

Run #	Method	Prep Date	Run Date/Time	Analyst	Instrument	Dilution	QC Batch ID
1	EPA-7196	03/06/13	03/06/13 09:35	TDC	KONE-1	1	BWC0335
2	EPA-6010B	03/05/13	03/07/13 08:52	ARD	PE-OP1	1	BWC0321
3	EPA-200.8	03/06/13	03/07/13 21:36	SRM	PE-EL2	1	BWC0324
4	EPA-6010B	03/07/13	03/08/13 07:20	ARD	PE-OP1	1	BWC0463
5	EPA-200.8	03/08/13	03/08/13 20:48	SRM	PE-EL2	1	BWC0491

The results in this report apply to the samples analyzed in accordance with the chain of custody document. This analytical report must be reproduced in its entirety.
All results listed in this report are for the exclusive use of the submitting party. BC Laboratories, Inc. assumes no responsibility for report alteration, separation, detachment or third party interpretation.



Arcadis
1900 Powell Street 12th Floor
Emeryville, CA 94608

Reported: 03/19/2013 18:12
Project: 0843
Project Number: 351849
Project Manager: Kathy Brandt

Volatile Organic Analysis (EPA Method 8260)

BCL Sample ID: 1304480-13	Client Sample Name: 0843, QA-W-130305, 3/5/2013 12:00:00AM
----------------------------------	---

Constituent	Result	Units	PQL	Method	MB Bias	Lab Quals	Run #
Benzene	ND	ug/L	0.50	EPA-8260B	ND		1
1,2-Dibromoethane	ND	ug/L	0.50	EPA-8260B	ND		1
1,2-Dichloroethane	ND	ug/L	0.50	EPA-8260B	ND		1
Ethylbenzene	ND	ug/L	0.50	EPA-8260B	ND		1
Methyl t-butyl ether	ND	ug/L	0.50	EPA-8260B	ND		1
Toluene	ND	ug/L	0.50	EPA-8260B	ND		1
Total Xylenes	ND	ug/L	1.0	EPA-8260B	ND		1
t-Amyl Methyl ether	ND	ug/L	0.50	EPA-8260B	ND		1
t-Butyl alcohol	ND	ug/L	10	EPA-8260B	ND		1
Diisopropyl ether	ND	ug/L	0.50	EPA-8260B	ND		1
Ethanol	ND	ug/L	250	EPA-8260B	ND		1
Ethyl t-butyl ether	ND	ug/L	0.50	EPA-8260B	ND		1
Total Purgeable Petroleum Hydrocarbons (C6-C12)	ND	ug/L	50	Luft-GC/MS	ND		1
1,2-Dichloroethane-d4 (Surrogate)	113	%	75 - 125 (LCL - UCL)	EPA-8260B			1
Toluene-d8 (Surrogate)	98.3	%	80 - 120 (LCL - UCL)	EPA-8260B			1
4-Bromofluorobenzene (Surrogate)	102	%	80 - 120 (LCL - UCL)	EPA-8260B			1

Run #	Method	Prep Date	Run Date/Time	Analyst	Instrument	Dilution	QC Batch ID
1	EPA-8260B	03/12/13	03/12/13 20:40	EAR	MS-V10	1	BWC0699



Arcadis
1900 Powell Street 12th Floor
Emeryville, CA 94608

Reported: 03/19/2013 18:12
Project: 0843
Project Number: 351849
Project Manager: Kathy Brandt

Volatile Organic Analysis (EPA Method 8260)

Quality Control Report - Method Blank Analysis

Constituent	QC Sample ID	MB Result	Units	PQL	MDL	Lab Quals
-------------	--------------	-----------	-------	-----	-----	-----------

QC Batch ID: BWC0699

Benzene	BWC0699-BLK1	ND	ug/L	0.50		
1,2-Dibromoethane	BWC0699-BLK1	ND	ug/L	0.50		
1,2-Dichloroethane	BWC0699-BLK1	ND	ug/L	0.50		
Ethylbenzene	BWC0699-BLK1	ND	ug/L	0.50		
Methyl t-butyl ether	BWC0699-BLK1	ND	ug/L	0.50		
Toluene	BWC0699-BLK1	ND	ug/L	0.50		
Total Xylenes	BWC0699-BLK1	ND	ug/L	1.0		
t-Amyl Methyl ether	BWC0699-BLK1	ND	ug/L	0.50		
t-Butyl alcohol	BWC0699-BLK1	ND	ug/L	10		
Diisopropyl ether	BWC0699-BLK1	ND	ug/L	0.50		
Ethanol	BWC0699-BLK1	ND	ug/L	250		
Ethyl t-butyl ether	BWC0699-BLK1	ND	ug/L	0.50		
Total Purgeable Petroleum Hydrocarbons (C6-i	BWC0699-BLK1	ND	ug/L	50		
1,2-Dichloroethane-d4 (Surrogate)	BWC0699-BLK1	98.2	%		75 - 125 (LCL - UCL)	
Toluene-d8 (Surrogate)	BWC0699-BLK1	101	%		80 - 120 (LCL - UCL)	
4-Bromofluorobenzene (Surrogate)	BWC0699-BLK1	102	%		80 - 120 (LCL - UCL)	

QC Batch ID: BWC0726

Benzene	BWC0726-BLK1	ND	ug/L	0.50		
1,2-Dibromoethane	BWC0726-BLK1	ND	ug/L	0.50		
1,2-Dichloroethane	BWC0726-BLK1	ND	ug/L	0.50		
Ethylbenzene	BWC0726-BLK1	ND	ug/L	0.50		
Methyl t-butyl ether	BWC0726-BLK1	ND	ug/L	0.50		
Toluene	BWC0726-BLK1	ND	ug/L	0.50		
Total Xylenes	BWC0726-BLK1	ND	ug/L	1.0		
t-Amyl Methyl ether	BWC0726-BLK1	ND	ug/L	0.50		
t-Butyl alcohol	BWC0726-BLK1	ND	ug/L	10		
Diisopropyl ether	BWC0726-BLK1	ND	ug/L	0.50		
Ethanol	BWC0726-BLK1	ND	ug/L	250		
Ethyl t-butyl ether	BWC0726-BLK1	ND	ug/L	0.50		
1,2-Dichloroethane-d4 (Surrogate)	BWC0726-BLK1	102	%		75 - 125 (LCL - UCL)	
Toluene-d8 (Surrogate)	BWC0726-BLK1	103	%		80 - 120 (LCL - UCL)	
4-Bromofluorobenzene (Surrogate)	BWC0726-BLK1	99.9	%		80 - 120 (LCL - UCL)	



Arcadis
1900 Powell Street 12th Floor
Emeryville, CA 94608

Reported: 03/19/2013 18:12
Project: 0843
Project Number: 351849
Project Manager: Kathy Brandt

Volatile Organic Analysis (EPA Method 8260)

Quality Control Report - Laboratory Control Sample

Constituent	QC Sample ID	Type	Result	Spike Level	Units	Percent Recovery	RPD	Control Limits		Lab	Quals
								Percent Recovery	RPD		
QC Batch ID: BWC0699											
Benzene	BWC0699-BS1	LCS	30.910	25.000	ug/L	124		70 - 130			
Toluene	BWC0699-BS1	LCS	26.870	25.000	ug/L	107		70 - 130			
1,2-Dichloroethane-d4 (Surrogate)	BWC0699-BS1	LCS	10.720	10.000	ug/L	107		75 - 125			
Toluene-d8 (Surrogate)	BWC0699-BS1	LCS	10.110	10.000	ug/L	101		80 - 120			
4-Bromofluorobenzene (Surrogate)	BWC0699-BS1	LCS	9.5900	10.000	ug/L	95.9		80 - 120			
QC Batch ID: BWC0726											
Benzene	BWC0726-BS1	LCS	28.380	25.000	ug/L	114		70 - 130			
Toluene	BWC0726-BS1	LCS	25.930	25.000	ug/L	104		70 - 130			
1,2-Dichloroethane-d4 (Surrogate)	BWC0726-BS1	LCS	10.680	10.000	ug/L	107		75 - 125			
Toluene-d8 (Surrogate)	BWC0726-BS1	LCS	9.9900	10.000	ug/L	99.9		80 - 120			
4-Bromofluorobenzene (Surrogate)	BWC0726-BS1	LCS	9.7700	10.000	ug/L	97.7		80 - 120			

The results in this report apply to the samples analyzed in accordance with the chain of custody document. This analytical report must be reproduced in its entirety. All results listed in this report are for the exclusive use of the submitting party. BC Laboratories, Inc. assumes no responsibility for report alteration, separation, detachment or third party interpretation.



Arcadis
1900 Powell Street 12th Floor
Emeryville, CA 94608

Reported: 03/19/2013 18:12
Project: 0843
Project Number: 351849
Project Manager: Kathy Brandt

Volatile Organic Analysis (EPA Method 8260)

Quality Control Report - Precision & Accuracy

Constituent	Type	Source Sample ID	Source Result	Result	Spike Added	Units	RPD	Percent Recovery		Lab
								RPD	Percent Recovery	
QC Batch ID: BWC0699		Used client sample: N								
Benzene	MS	1302378-87	ND	31.860	25.000	ug/L		127		70 - 130
	MSD	1302378-87	ND	31.840	25.000	ug/L	0.1	127	20	70 - 130
Toluene	MS	1302378-87	ND	27.040	25.000	ug/L		108		70 - 130
	MSD	1302378-87	ND	28.090	25.000	ug/L	3.8	112	20	70 - 130
1,2-Dichloroethane-d4 (Surrogate)	MS	1302378-87	ND	10.230	10.000	ug/L		102		75 - 125
	MSD	1302378-87	ND	10.230	10.000	ug/L	0	102		75 - 125
Toluene-d8 (Surrogate)	MS	1302378-87	ND	9.7500	10.000	ug/L		97.5		80 - 120
	MSD	1302378-87	ND	10.170	10.000	ug/L	4.2	102		80 - 120
4-Bromofluorobenzene (Surrogate)	MS	1302378-87	ND	9.7700	10.000	ug/L		97.7		80 - 120
	MSD	1302378-87	ND	10.160	10.000	ug/L	3.9	102		80 - 120
QC Batch ID: BWC0726		Used client sample: N								
Benzene	MS	1304743-01	ND	28.080	25.000	ug/L		112		70 - 130
	MSD	1304743-01	ND	26.870	25.000	ug/L	4.4	107	20	70 - 130
Toluene	MS	1304743-01	ND	25.410	25.000	ug/L		102		70 - 130
	MSD	1304743-01	ND	25.340	25.000	ug/L	0.3	101	20	70 - 130
1,2-Dichloroethane-d4 (Surrogate)	MS	1304743-01	ND	10.300	10.000	ug/L		103		75 - 125
	MSD	1304743-01	ND	10.240	10.000	ug/L	0.6	102		75 - 125
Toluene-d8 (Surrogate)	MS	1304743-01	ND	9.9100	10.000	ug/L		99.1		80 - 120
	MSD	1304743-01	ND	10.220	10.000	ug/L	3.1	102		80 - 120
4-Bromofluorobenzene (Surrogate)	MS	1304743-01	ND	10.010	10.000	ug/L		100		80 - 120
	MSD	1304743-01	ND	10.430	10.000	ug/L	4.1	104		80 - 120

The results in this report apply to the samples analyzed in accordance with the chain of custody document. This analytical report must be reproduced in its entirety. All results listed in this report are for the exclusive use of the submitting party. BC Laboratories, Inc. assumes no responsibility for report alteration, separation, detachment or third party interpretation.



Arcadis
1900 Powell Street 12th Floor
Emeryville, CA 94608

Reported: 03/19/2013 18:12
Project: 0843
Project Number: 351849
Project Manager: Kathy Brandt

Purgeable Aromatics and Total Petroleum Hydrocarbons

Quality Control Report - Method Blank Analysis

Constituent	QC Sample ID	MB Result	Units	PQL	MDL	Lab Quals
QC Batch ID: BWC0768						
Gasoline Range Organics (C6 - C12)	BWC0768-BLK1	ND	ug/L	50		
a,a,a-Trifluorotoluene (FID Surrogate)	BWC0768-BLK1	82.1	%	70 - 130 (LCL - UCL)		



Arcadis
1900 Powell Street 12th Floor
Emeryville, CA 94608

Reported: 03/19/2013 18:12
Project: 0843
Project Number: 351849
Project Manager: Kathy Brandt

Purgeable Aromatics and Total Petroleum Hydrocarbons

Quality Control Report - Laboratory Control Sample

Constituent	QC Sample ID	Type	Result	Spike Level	Units	Percent Recovery	RPD	Control Limits		Lab
								Percent Recovery	RPD	
QC Batch ID: BWC0768										
Gasoline Range Organics (C6 - C12)	BWC0768-BS1	LCS	995.24	1000.0	ug/L	99.5		85 - 115		
a,a,a-Trifluorotoluene (FID Surrogate)	BWC0768-BS1	LCS	36.186	40.000	ug/L	90.5		70 - 130		



Arcadis
1900 Powell Street 12th Floor
Emeryville, CA 94608

Reported: 03/19/2013 18:12
Project: 0843
Project Number: 351849
Project Manager: Kathy Brandt

Purgeable Aromatics and Total Petroleum Hydrocarbons

Quality Control Report - Precision & Accuracy

Constituent	Type	Source Sample ID	Source Result	Result	Spike Added	Units	RPD	Control Limits		Lab Quals
								Percent Recovery	Percent Recovery	
QC Batch ID: BWC0768		Used client sample: N								
Gasoline Range Organics (C6 - C12)	MS	1302378-80	ND	890.13	1000.0	ug/L		89.0		70 - 130
	MSD	1302378-80	ND	866.33	1000.0	ug/L	2.7	86.6	20	70 - 130
a,a,a-Trifluorotoluene (FID Surrogate)	MS	1302378-80	ND	36.464	40.000	ug/L		91.2		70 - 130
	MSD	1302378-80	ND	34.761	40.000	ug/L	4.8	86.9		70 - 130



Arcadis
1900 Powell Street 12th Floor
Emeryville, CA 94608

Reported: 03/19/2013 18:12
Project: 0843
Project Number: 351849
Project Manager: Kathy Brandt

Water Analysis (General Chemistry)

Quality Control Report - Method Blank Analysis

Constituent	QC Sample ID	MB Result	Units	PQL	MDL	Lab Quals
QC Batch ID: BWC0332						
Iron (II) Species	BWC0332-BLK1	ND	ug/L	100		
QC Batch ID: BWC0349						
Nitrate as NO3	BWC0349-BLK1	ND	mg/L	0.44		
Sulfate	BWC0349-BLK1	ND	mg/L	1.0		
QC Batch ID: BWC0411						
Electrical Conductivity @ 25 C	BWC0411-BLK1	ND	umhos/cm	1.00		
QC Batch ID: BWC0443						
Non-Volatile Organic Carbon	BWC0443-BLK1	ND	mg/L	0.30		
QC Batch ID: BWC0444						
Non-Volatile Organic Carbon	BWC0444-BLK1	ND	mg/L	0.30		

The results in this report apply to the samples analyzed in accordance with the chain of custody document. This analytical report must be reproduced in its entirety.
All results listed in this report are for the exclusive use of the submitting party. BC Laboratories, Inc. assumes no responsibility for report alteration, separation, detachment or third party interpretation.



Arcadis
1900 Powell Street 12th Floor
Emeryville, CA 94608

Reported: 03/19/2013 18:12
Project: 0843
Project Number: 351849
Project Manager: Kathy Brandt

Water Analysis (General Chemistry)

Quality Control Report - Laboratory Control Sample

Constituent	QC Sample ID	Type	Result	Spike Level	Units	Percent Recovery	RPD	Control Limits		Lab Quals
								Percent Recovery	RPD	
QC Batch ID: BWC0332										
Iron (II) Species	BWC0332-BS1	LCS	2463.5	2500.0	ug/L	98.5		90 - 110		
QC Batch ID: BWC0349										
Nitrate as NO3	BWC0349-BS1	LCS	22.833	22.134	mg/L	103		90 - 110		
Sulfate	BWC0349-BS1	LCS	102.62	100.00	mg/L	103		90 - 110		
QC Batch ID: BWC0410										
Electrical Conductivity @ 25 C	BWC0410-BS1	LCS	322.70	303.00	umhos/cm	107		90 - 110		
QC Batch ID: BWC0411										
Electrical Conductivity @ 25 C	BWC0411-BS1	LCS	318.90	303.00	umhos/cm	105		90 - 110		
QC Batch ID: BWC0443										
Non-Volatile Organic Carbon	BWC0443-BS1	LCS	5.0590	5.0000	mg/L	101		85 - 115		
QC Batch ID: BWC0444										
Non-Volatile Organic Carbon	BWC0444-BS1	LCS	5.0610	5.0000	mg/L	101		85 - 115		

The results in this report apply to the samples analyzed in accordance with the chain of custody document. This analytical report must be reproduced in its entirety. All results listed in this report are for the exclusive use of the submitting party. BC Laboratories, Inc. assumes no responsibility for report alteration, separation, detachment or third party interpretation.



Arcadis
1900 Powell Street 12th Floor
Emeryville, CA 94608

Reported: 03/19/2013 18:12
Project: 0843
Project Number: 351849
Project Manager: Kathy Brandt

Water Analysis (General Chemistry)

Quality Control Report - Precision & Accuracy

Constituent	Type	Source Sample ID	Source Result	Result	Spike Added	Units	RPD	Control Limits		Lab
								Percent Recovery	Percent Recovery	
QC Batch ID: BWC0332		Used client sample: Y - Description: MW-1-W-130305, 03/05/2013 10:20								
Iron (II) Species	DUP	1304480-01	ND	ND		ug/L			10	
QC Batch ID: BWC0349		Used client sample: Y - Description: MW-1BR-W-130305, 03/05/2013 12:00								
Nitrate as NO3	DUP	1304480-03	29.381	29.421		mg/L	0.1		10	
	MS	1304480-03	29.381	53.117	22.358	mg/L		106		80 - 120
	MSD	1304480-03	29.381	53.385	22.358	mg/L	0.5	107	10	80 - 120
Sulfate	DUP	1304480-03	27.404	27.298		mg/L	0.4		10	
	MS	1304480-03	27.404	135.86	101.01	mg/L		107		80 - 120
	MSD	1304480-03	27.404	135.89	101.01	mg/L	0.0	107	10	80 - 120
QC Batch ID: BWC0360		Used client sample: Y - Description: MW-1-W-130305, 03/05/2013 10:20								
Dissolved Oxygen	DUP	1304480-01	5.3000	5.3000		mg O/L	0		10	
QC Batch ID: BWC0361		Used client sample: Y - Description: MW-10-W-130305, 03/05/2013 09:40								
Dissolved Oxygen	DUP	1304480-11	3.8000	3.8000		mg O/L	0		10	
QC Batch ID: BWC0391		Used client sample: Y - Description: MW-1-W-130305, 03/05/2013 10:20								
Oxidation Reduction Potential (Eobs_Ag)	DUP	1304480-01	288.02	295.57		mV	2.6		10	
QC Batch ID: BWC0392		Used client sample: Y - Description: MW-10-W-130305, 03/05/2013 09:40								
Oxidation Reduction Potential (Eobs_Ag)	DUP	1304480-11	292.93	299.57		mV	2.2		10	
QC Batch ID: BWC0410		Used client sample: N								
Electrical Conductivity @ 25 C	DUP	1304378-01	1374.0	1427.0		umhos/cm	3.8		10	
QC Batch ID: BWC0411		Used client sample: Y - Description: MW-7-W-130305, 03/05/2013 10:20								
Electrical Conductivity @ 25 C	DUP	1304480-08	679.20	677.40		umhos/cm	0.3		10	
QC Batch ID: BWC0443		Used client sample: N								
Non-Volatile Organic Carbon	DUP	1304231-14	2.1390	2.1100		mg/L	1.4		10	
	MS	1304231-14	2.1390	7.1216	5.0251	mg/L		99.2		80 - 120
	MSD	1304231-14	2.1390	7.0734	5.0251	mg/L	0.7	98.2	10	80 - 120
QC Batch ID: BWC0444		Used client sample: Y - Description: MW-1BR-W-130305, 03/05/2013 12:00								
Non-Volatile Organic Carbon	DUP	1304480-03	1.1590	1.1640		mg/L	0.4		10	A02
	MS	1304480-03	1.1590	6.4080	5.0251	mg/L		104		80 - 120
	MSD	1304480-03	1.1590	6.3457	5.0251	mg/L	1.0	103	10	80 - 120

The results in this report apply to the samples analyzed in accordance with the chain of custody document. This analytical report must be reproduced in its entirety. All results listed in this report are for the exclusive use of the submitting party. BC Laboratories, Inc. assumes no responsibility for report alteration, separation, detachment or third party interpretation.



Arcadis
1900 Powell Street 12th Floor
Emeryville, CA 94608

Reported: 03/19/2013 18:12
Project: 0843
Project Number: 351849
Project Manager: Kathy Brandt

Metals Analysis

Quality Control Report - Method Blank Analysis

Constituent	QC Sample ID	MB Result	Units	PQL	MDL	Lab Quals
QC Batch ID: BWC0321						
Dissolved Chromium	BWC0321-BLK1	ND	ug/L	10		
QC Batch ID: BWC0324						
Dissolved Manganese	BWC0324-BLK1	ND	ug/L	1.0		
Dissolved Vanadium	BWC0324-BLK1	ND	ug/L	3.0		
QC Batch ID: BWC0333						
Hexavalent Chromium	BWC0333-BLK1	ND	ug/L	2.0		
QC Batch ID: BWC0335						
Hexavalent Chromium	BWC0335-BLK1	ND	ug/L	2.0		
QC Batch ID: BWC0463						
Total Chromium	BWC0463-BLK1	ND	ug/L	10		
QC Batch ID: BWC0491						
Total Recoverable Manganese	BWC0491-BLK1	ND	ug/L	1.0		
Total Recoverable Vanadium	BWC0491-BLK1	ND	ug/L	3.0		



Arcadis
1900 Powell Street 12th Floor
Emeryville, CA 94608

Reported: 03/19/2013 18:12
Project: 0843
Project Number: 351849
Project Manager: Kathy Brandt

Metals Analysis

Quality Control Report - Laboratory Control Sample

Constituent	QC Sample ID	Type	Result	Spike Level	Units	Percent Recovery	RPD	Control Limits		Lab	Quals
								Percent Recovery	RPD		
QC Batch ID: BWC0321											
Dissolved Chromium	BWC0321-BS1	LCS	202.37	200.00	ug/L	101		85	115		
QC Batch ID: BWC0324											
Dissolved Manganese	BWC0324-BS1	LCS	102.55	100.00	ug/L	103		85	115		
Dissolved Vanadium	BWC0324-BS1	LCS	39.925	40.000	ug/L	99.8		85	115		
QC Batch ID: BWC0333											
Hexavalent Chromium	BWC0333-BS1	LCS	49.621	50.000	ug/L	99.2		85	115		
QC Batch ID: BWC0335											
Hexavalent Chromium	BWC0335-BS1	LCS	50.904	50.000	ug/L	102		85	115		
QC Batch ID: BWC0463											
Total Chromium	BWC0463-BS1	LCS	205.71	200.00	ug/L	103		85	115		
QC Batch ID: BWC0491											
Total Recoverable Manganese	BWC0491-BS1	LCS	93.082	100.00	ug/L	93.1		85	115		
Total Recoverable Vanadium	BWC0491-BS1	LCS	38.060	40.000	ug/L	95.2		85	115		

The results in this report apply to the samples analyzed in accordance with the chain of custody document. This analytical report must be reproduced in its entirety. All results listed in this report are for the exclusive use of the submitting party. BC Laboratories, Inc. assumes no responsibility for report alteration, separation, detachment or third party interpretation.



Arcadis
1900 Powell Street 12th Floor
Emeryville, CA 94608

Reported: 03/19/2013 18:12
Project: 0843
Project Number: 351849
Project Manager: Kathy Brandt

Metals Analysis

Quality Control Report - Precision & Accuracy

Table with columns: Constituent, Source Type, Source Sample ID, Source Result, Result, Spike Added, Units, RPD, Percent Recovery, Control Limits RPD, Control Limits Percent Recovery, Lab Quals. Includes QC batches BWC0321, BWC0324, BWC0333, BWC0335, BWC0463, and BWC0491.

The results in this report apply to the samples analyzed in accordance with the chain of custody document. This analytical report must be reproduced in its entirety. All results listed in this report are for the exclusive use of the submitting party. BC Laboratories, Inc. assumes no responsibility for report alteration, separation, detachment or third party interpretation.



Arcadis
1900 Powell Street 12th Floor
Emeryville, CA 94608

Reported: 03/19/2013 18:12
Project: 0843
Project Number: 351849
Project Manager: Kathy Brandt

Notes And Definitions

- MDL Method Detection Limit
- ND Analyte Not Detected at or above the reporting limit
- PQL Practical Quantitation Limit
- RPD Relative Percent Difference
- A01 PQL's and MDL's are raised due to sample dilution.
- A02 The difference between duplicate readings is less than the PQL.
- S05 The sample holding time was exceeded.

ARCADIS

Attachment D

Adjacent Site Data

TABLE 2

**GROUNDWATER DATA
SHELL-BRANDED SERVICE STATION
1601 WEBSTER STREET, ALAMEDA, CALIFORNIA**

<i>Well ID</i>	<i>Date</i>	<i>TPHg (µg/L)</i>	<i>B (µg/L)</i>	<i>T (µg/L)</i>	<i>E (µg/L)</i>	<i>X (µg/L)</i>	<i>MTBE (µg/L)</i>	<i>TBA (µg/L)</i>	<i>DIPE (µg/L)</i>	<i>ETBE (µg/L)</i>	<i>TAME (µg/L)</i>	<i>1,2- DCA (µg/L)</i>	<i>EDB (µg/L)</i>	<i>Ethanol (µg/L)</i>	<i>TOC (ft MSL)</i>	<i>Depth to Water (ft TOC)</i>	<i>SPH Thickness (ft)</i>	<i>GW Elevation (ft MSL)</i>
S-2	11/14/2005	---	---	---	---	---	---	---	---	---	---	---	---	---	19.73	7.60	---	12.13
S-2	11/22/2005	996	0.630	0.500	0.500	3.10	406	18.0	<0.500	<0.500	0.570	---	---	---	19.73	7.70	---	12.03
S-2	02/24/2006	<50 b	<0.50	<0.50	<0.50	<0.50	2.0	<5.0	<0.50	<0.50	<0.50	---	---	---	19.73	6.29	---	13.44
S-2	05/30/2006	<50.0	<0.500	<0.500	<0.500	<0.500	<0.500	<10.0	<0.500	<0.500	<0.500	---	---	---	19.73	6.14	---	13.59
S-2	08/30/2006	420	<0.500	<0.500	<0.500	<0.500	4.42	<10.0	<0.500	<0.500	<0.500	---	---	---	19.73	7.18	---	12.55
S-2	11/22/2006	110	<0.50	<0.50	<0.50	<1.0	62	<5.0	<2.0	<2.0	<2.0	---	---	---	19.73	7.55	---	12.18
S-2	02/23/2007	140	<0.50	<0.50	<0.50	<1.0	110	<5.0	<2.0	<2.0	<2.0	---	---	---	19.73	6.77	---	12.96
S-2	05/18/2007	<50 h	<0.50	<1.0	<1.0	<1.0	18	<10	<2.0	<2.0	<2.0	---	---	---	19.73	7.02	---	12.71
S-2	08/10/2007	<50 h	<0.50	<1.0	<1.0	<1.0	40	<10	<2.0	<2.0	<2.0	---	---	---	19.73	7.65	---	12.08
S-2	11/09/2007	130 h,i	<0.50	<1.0	<1.0	<1.0	190	<10	<2.0	<2.0	<2.0	---	---	---	19.73	7.87	---	11.86
S-2	02/08/2008	83 h,i	<1.0	<2.0	<2.0	<2.0	180	<20	<4.0	<4.0	<4.0	---	---	---	19.73	6.52	---	13.21
S-2	05/16/2008	<50	<0.50	<1.0	<1.0	<1.0	<1.0	<10	<2.0	<2.0	<2.0	---	---	---	19.73	7.30	---	12.43
S-2	08/15/2008	<50	<0.50	<1.0	<1.0	<1.0	7.1	<10	<2.0	<2.0	<2.0	---	---	---	19.73	8.38	---	11.35
S-2	11/26/2008	<50	<0.50	<1.0	<1.0	<1.0	32	<10	<2.0	<2.0	<2.0	---	---	---	19.73	9.13	---	10.60
S-2	02/27/2009	90	<0.50	<1.0	<1.0	<1.0	85	<10	<2.0	<2.0	<2.0	---	---	---	19.73	7.05	---	12.68
S-2	05/28/2009	<50	<0.50	<1.0	<1.0	<1.0	8.0	<10	<2.0	<2.0	<2.0	---	---	---	19.73	6.93	---	12.80
S-2	09/14/2009	<50	<0.50	<1.0	<1.0	<1.0	17	<10	<2.0	<2.0	<2.0	---	---	---	19.73	8.20	---	11.53
S-2	02/05/2010	68	<0.50	<1.0	<1.0	<1.0	52	<10	<2.0	<2.0	<2.0	---	---	---	19.73	7.12	---	12.61
S-2	08/03/2010	<50	<0.50	<1.0	<1.0	<1.0	1.7	<10	<2.0	<2.0	<2.0	---	---	---	19.73	7.59	---	12.14
S-2	02/14/2011	<50	2.6	3.5	1.2	5.7	<1.0	<10	<1.0	<1.0	<1.0	---	---	---	19.73	7.16	---	12.57
S-2	08/04/2011	<50	<0.50	<0.50	<0.50	<1.0	<1.0	<10	<1.0	<1.0	<1.0	---	---	---	19.73	7.20	---	12.53
S-2	02/02/2012	<50	<0.50	<0.50	<0.50	<1.0	3.8	<10	<0.50	<0.50	<0.50	<0.50	<0.50	---	19.73	8.00	---	11.73
S-2	08/13/2012	<50	<0.50	<0.50	<0.50	<1.0	1.1	<10	---	---	---	---	---	---	19.73	7.85	---	11.88
S-2	03/05/2013	<50	<0.50	<0.50	<0.50	<1.0	0.63	<10	---	---	---	---	---	---	19.73	7.09	---	12.64
S-3	11/14/2005	---	---	---	---	---	---	---	---	---	---	---	---	---	19.14	7.01	---	12.13
S-3	11/22/2005	3,900	<0.500	<0.500	<0.500	0.900	3,730	26.0	<0.500	<0.500	3.44	---	---	---	19.14	7.15	---	11.99
S-3	02/24/2006	580 b	<0.50	<0.50	<0.50	<0.50	360	<5.0	<0.50	<0.50	<0.50	---	---	---	19.14	5.95	---	13.19
S-3	05/30/2006	<50.0	<0.500	<0.500	<0.500	0.510	52.2	<10.0	<0.500	<0.500	<0.500	---	---	---	19.14	5.85	---	13.29
S-3	08/30/2006	2,910	<0.500	<0.500	<0.500	<0.500	882	<10.0	<0.500	<0.500	<0.500	---	---	---	19.14	6.71	---	12.43
S-3	11/22/2006	240	<0.50	<0.50	<0.50	<1.0	150	30	<2.0	<2.0	<2.0	---	---	---	19.14	7.05	---	12.09
S-3	02/23/2007	78	<0.50	<0.50	<0.50	<1.0	78	5.4	<2.0	<2.0	<2.0	---	---	---	19.14	6.30	---	12.84
S-3	05/18/2007	120 h,i	<0.50	<1.0	<1.0	<1.0	150	73	<2.0	<2.0	<2.0	---	---	---	19.14	6.58	---	12.56
S-3	08/10/2007	<50 h	<1.0	<2.0	<2.0	<2.0	200	21	<4.0	<4.0	<4.0	---	---	---	19.14	7.09	---	12.05
S-3	11/09/2007	69 h,i	<0.50	<1.0	<1.0	<1.0	100	<10	<2.0	<2.0	<2.0	---	---	---	19.14	7.28	---	11.86
S-3	02/08/2008	<50 h	<0.50	<1.0	<1.0	<1.0	8.5	<10	<2.0	<2.0	<2.0	---	---	---	19.14	6.06	---	13.08

TABLE 2

**GROUNDWATER DATA
SHELL-BRANDED SERVICE STATION
1601 WEBSTER STREET, ALAMEDA, CALIFORNIA**

<i>Well ID</i>	<i>Date</i>	<i>TPHg (µg/L)</i>	<i>B (µg/L)</i>	<i>T (µg/L)</i>	<i>E (µg/L)</i>	<i>X (µg/L)</i>	<i>MTBE (µg/L)</i>	<i>TBA (µg/L)</i>	<i>DIPE (µg/L)</i>	<i>ETBE (µg/L)</i>	<i>TAME (µg/L)</i>	<i>1,2- DCA (µg/L)</i>	<i>EDB (µg/L)</i>	<i>Ethanol (µg/L)</i>	<i>TOC (ft MSL)</i>	<i>Depth to Water (ft TOC)</i>	<i>SPH Thickness (ft)</i>	<i>GW Elevation (ft MSL)</i>
S-3	05/16/2008	71	<0.50	<1.0	<1.0	<1.0	100	<10	<2.0	<2.0	<2.0	---	---	---	19.14	6.84	---	12.30
S-3	08/15/2008	<50	<0.50	<1.0	<1.0	<1.0	9.0	<10	<2.0	<2.0	<2.0	---	---	---	19.14	7.83	---	11.31
S-3	11/26/2008	<50	0.53	<1.0	<1.0	1.5	12	<10	<2.0	<2.0	<2.0	---	---	---	19.14	8.70	---	10.44
S-3	02/27/2009	<50	<0.50	<1.0	<1.0	<1.0	3.2	<10	<2.0	<2.0	<2.0	---	---	---	19.14	6.97	---	12.17
S-3	05/28/2009	<50	<0.50	<1.0	<1.0	<1.0	<1.0	<10	<2.0	<2.0	<2.0	---	---	---	19.14	6.41	---	12.73
S-3	09/14/2009	<50	<0.50	<1.0	<1.0	<1.0	6.1	<10	<2.0	<2.0	<2.0	---	---	---	19.14	7.60	---	11.54
S-3	02/05/2010	<50	<0.50	<1.0	<1.0	<1.0	1.8	<10	<2.0	<2.0	<2.0	---	---	---	19.14	6.63	---	12.51
S-3	08/03/2010	<50	<0.50	<1.0	<1.0	<1.0	5.4	<10	<2.0	<2.0	<2.0	---	---	---	19.14	7.05	---	12.09
S-3	02/14/2011	<50	1.7	2.6	0.95	4.6	<1.0	<10	<1.0	<1.0	<1.0	---	---	---	19.14	6.71	---	12.43
S-3	08/04/2011	<50	<0.50	<0.50	<0.50	<1.0	<1.0	<10	<1.0	<1.0	<1.0	---	---	---	19.14	6.75	---	12.39
S-3	02/02/2012	<50	<0.50	<0.50	<0.50	<1.0	<0.50	<10	<0.50	<0.50	<0.50	<0.50	<0.50	---	19.14	7.53	---	11.61
S-3	08/13/2012	<50	<0.50	<0.50	<0.50	<1.0	0.51	<10	---	---	---	---	---	---	19.14	7.35	---	11.79
S-3	03/05/2013	<50	<0.50	<0.50	<0.50	<1.0	<0.50	<10	---	---	---	---	---	---	19.14	6.67	---	12.47
S-4	11/14/2005	---	---	---	---	---	---	---	---	---	---	---	---	---	18.16	6.00	---	12.16
S-4	11/22/2005	4,570	<0.500	<0.500	<0.500	0.660	3,450	26.0	<0.500	<0.500	3.57	---	---	---	18.16	6.10	---	12.06
S-4	02/24/2006	2,200 b	<0.50	<0.50	<0.50	<0.50	1,400	13 c	<0.50	<0.50	1.4	---	---	---	18.16	5.09	---	13.07
S-4	05/30/2006	1,100	<0.500	<0.500	<0.500	<0.500	1,060	87.5	<0.500	<0.500	1.04	---	---	---	18.16	5.00	---	13.16
S-4	08/30/2006	3,170	<0.500	<0.500	<0.500	<0.500	1,000	120	<0.500	<0.500	0.850	---	---	---	18.16	5.81	---	12.35
S-4	11/22/2006	520	<0.50	<0.50	<0.50	<1.0	480	5.2	<2.0	<2.0	<2.0	---	---	---	18.16	5.93	---	12.23
S-4	02/23/2007	180	<0.50	<0.50	<0.50	<1.0	130	9.6	<2.0	<2.0	<2.0	---	---	---	18.16	5.40	---	12.76
S-4	05/18/2007	220 h,i	<2.5	<5.0	<5.0	2.5 j	420	<50	<10	<10	<10	---	---	---	18.16	5.62	---	12.54
S-4	08/10/2007	98 h,i	<2.5	<5.0	<5.0	<5.0	540	29 j	<10	<10	<10	---	---	---	18.16	6.00	---	12.16
S-4	11/09/2007	190 h,i	<2.5	<5.0	<5.0	<5.0	350	<50	<10	<10	<10	---	---	---	18.16	6.20	---	11.96
S-4	02/08/2008	<50 h	<0.50	<1.0	<1.0	<1.0	13	<10	<2.0	<2.0	<2.0	---	---	---	18.16	5.47	---	12.69
S-4	05/16/2008	87	<0.50	<1.0	<1.0	<1.0	120	<10	<2.0	<2.0	<2.0	---	---	---	18.16	6.00	---	12.16
S-4	08/15/2008	<50	<0.50	<1.0	<1.0	<1.0	42	<10	<2.0	<2.0	<2.0	---	---	---	18.16	6.85	---	11.31
S-4	11/26/2008	140	<0.50	<1.0	<1.0	<1.0	140	<10	<2.0	<2.0	<2.0	---	---	---	18.16	7.62	---	10.54
S-4	02/27/2009	56	<0.50	<1.0	<1.0	<1.0	43	<10	<2.0	<2.0	<2.0	---	---	---	18.16	5.35	---	12.81
S-4	05/28/2009	<50	<0.50	<1.0	<1.0	<1.0	12	<10	<2.0	<2.0	<2.0	---	---	---	18.16	5.40	---	12.76
S-4	09/14/2009	<50	<0.50	<1.0	<1.0	<1.0	6.7	<10	<2.0	<2.0	<2.0	---	---	---	18.16	6.55	---	11.61
S-4	02/05/2010	<50	<0.50	<1.0	<1.0	<1.0	4.3	<10	<2.0	<2.0	<2.0	---	---	---	18.16	5.62	---	12.54
S-4	08/03/2010	<50	<0.50	<1.0	<1.0	<1.0	10	<10	<2.0	<2.0	<2.0	---	---	---	18.16	6.09	---	12.07
S-4	02/14/2011	<50	1.3	2.2	0.91	4.4	1.6	<10	<1.0	<1.0	<1.0	---	---	---	18.16	5.80	---	12.36
S-4	08/04/2011	<50	<0.50	<0.50	<0.50	<1.0	<1.0	<10	<1.0	<1.0	<1.0	---	---	---	18.16	5.79	---	12.37
S-4	02/02/2012	<50	<0.50	<0.50	<0.50	<1.0	<0.50	<10	<0.50	<0.50	<0.50	<0.50	<0.50	---	18.16	6.56	---	11.60

TABLE 2

**GROUNDWATER DATA
SHELL-BRANDED SERVICE STATION
1601 WEBSTER STREET, ALAMEDA, CALIFORNIA**

<i>Well ID</i>	<i>Date</i>	<i>TPHg (µg/L)</i>	<i>B (µg/L)</i>	<i>T (µg/L)</i>	<i>E (µg/L)</i>	<i>X (µg/L)</i>	<i>MTBE (µg/L)</i>	<i>TBA (µg/L)</i>	<i>DIPE (µg/L)</i>	<i>ETBE (µg/L)</i>	<i>TAME (µg/L)</i>	<i>1,2- DCA (µg/L)</i>	<i>EDB (µg/L)</i>	<i>Ethanol (µg/L)</i>	<i>TOC (ft MSL)</i>	<i>Depth to Water (ft TOC)</i>	<i>SPH Thickness (ft)</i>	<i>GW Elevation (ft MSL)</i>
S-4	08/13/2012	<50	<0.50	<0.50	<0.50	<1.0	0.68	<10	<0.50	<0.50	<0.50	---	---	---	18.16	6.35	---	11.81
S-4	03/05/2013	<50	<0.50	<0.50	<0.50	<1.0	<0.50	<10	---	---	---	---	---	---	18.16	5.75	---	12.41
S-4B	08/21/2006	---	---	---	---	---	---	---	---	---	---	---	---	---	18.78	6.14	---	12.64
S-4B	08/30/2006	3,630	<0.500	<0.500	5.32	<0.500	1,130	643	<0.500	<0.500	1.47	---	---	---	18.78	6.32	---	12.46
S-4B	11/22/2006	620	<0.50	<0.50	0.66	<1.0	580	680	<2.0	<2.0	<2.0	---	---	---	18.78	6.46	---	12.32
S-4B	02/23/2007	230	<1.0	<1.0	<1.0	<2.0	190	450	<4.0	<4.0	<4.0	---	---	---	18.78	6.64	---	12.14
S-4B	05/18/2007	200 h	<0.50	<1.0	<1.0	<1.0	130	360	<2.0	<2.0	<2.0	---	---	---	18.78	6.19	---	12.59
S-4B	08/10/2007	150 h	0.47 j	<1.0	<1.0	<1.0	67	230	<2.0	<2.0	<2.0	---	---	---	18.78	6.48	---	12.30
S-4B	11/09/2007	<50 h	<0.50	<1.0	<1.0	<1.0	32	67	<2.0	<2.0	<2.0	---	---	---	18.78	6.59	---	12.19
S-4B	02/08/2008	<50 h	<0.50	<1.0	<1.0	<1.0	5.3	<10	<2.0	<2.0	<2.0	---	---	---	18.78	6.12	---	12.66
S-4B	05/16/2008	<50	<0.50	<1.0	<1.0	<1.0	2.2	15	<2.0	<2.0	<2.0	---	---	---	18.78	6.45	---	12.33
S-4B	08/15/2008	<50	<0.50	<1.0	<1.0	<1.0	1.4	<10	<2.0	<2.0	<2.0	---	---	---	18.78	6.90	---	11.88
S-4B	11/26/2008	<50	<0.50	<1.0	<1.0	<1.0	2.5	<10	<2.0	<2.0	<2.0	---	---	---	18.78	8.19	---	10.59
S-4B	02/27/2009	<50	<0.50	<1.0	<1.0	<1.0	1.4	<10	<2.0	<2.0	<2.0	---	---	---	18.78	6.03	---	12.75
S-4B	05/28/2009	<50	<0.50	<1.0	<1.0	<1.0	2.0	<10	<2.0	<2.0	<2.0	---	---	---	18.78	6.01	---	12.77
S-4B	09/14/2009	<50	<0.50	<1.0	<1.0	<1.0	3.7	<10	<2.0	<2.0	<2.0	---	---	---	18.78	6.90	---	11.88
S-4B	02/05/2010	<50	<0.50	<1.0	<1.0	<1.0	2.0	<10	<2.0	<2.0	<2.0	---	---	---	18.78	7.23	---	11.55
S-4B	08/03/2010	<50	<0.50	<1.0	<1.0	<1.0	1.2	25	<2.0	<2.0	<2.0	---	---	---	18.78	6.64	---	12.14
S-4B	02/14/2011	<50	1.3	2.1	0.82	3.9	<1.0	<10	<1.0	<1.0	<1.0	---	---	---	18.78	6.70	---	12.08
S-4B	08/04/2011	<50	<0.50	<0.50	<0.50	<1.0	1.1	22	<1.0	<1.0	<1.0	---	---	---	18.78	7.13	---	11.65
S-4B	02/02/2012	<50	<0.50	<0.50	<0.50	<1.0	1.1	<10	<0.50	<0.50	<0.50	<0.50	<0.50	---	18.78	6.57	---	12.21
S-4B	08/13/2012	<50	<0.50	<0.50	<0.50	<1.0	0.95	<10	---	---	---	---	---	---	18.78	7.83	---	10.95
S-4B	03/05/2013	<50	<0.50	<0.50	<0.50	<1.0	0.97	<10	---	---	---	---	---	---	18.78	6.39	---	12.39
S-5	11/14/2005	---	---	---	---	---	---	---	---	---	---	---	---	---	18.68	6.33	---	12.35
S-5	11/22/2005	1,010	0.900	<0.500	1.79	4.91	302	397	<0.500	<0.500	<0.500	---	---	---	18.68	6.44	---	12.24
S-5	02/24/2006	<50 b	<0.50	<0.50	<0.50	<0.50	19	<5.0	<0.50	<0.50	<0.50	---	---	---	18.68	5.44	---	13.24
S-5	05/30/2006	2,000	4.13	0.670	<0.500	3.28	143	<10.0	<0.500	<0.500	<0.500	---	---	---	18.68	5.33	---	13.35
S-5	08/30/2006	1,380	<0.500	<0.500	1.43	<0.500	211	106	<0.500	<0.500	<0.500	---	---	---	18.68	6.16	---	12.52
S-5	11/22/2006	82	<0.50	<0.50	<0.50	<1.0	28	13	<2.0	<2.0	<2.0	---	---	---	18.68	6.28	---	12.40
S-5	02/23/2007	<50	<0.50	<0.50	<0.50	<1.0	1.2	<5.0	<2.0	<2.0	<2.0	---	---	---	18.68	5.68	---	13.00
S-5	05/18/2007	<50 h,i	<0.50	<1.0	<1.0	<1.0	2.6	<10	<2.0	<2.0	<2.0	---	---	---	18.68	5.91	---	12.77
S-5	08/10/2007	<50 h	<0.50	<1.0	<1.0	<1.0	1.0	<10	<2.0	<2.0	<2.0	---	---	---	18.68	6.36	---	12.32
S-5	11/09/2007	<50 h	<0.50	<1.0	<1.0	<1.0	<10	<10	<2.0	<2.0	<2.0	---	---	---	18.68	6.47	---	12.21
S-5	02/08/2008	<50 h	<0.50	<1.0	<1.0	<1.0	<1.0	<10	<2.0	<2.0	<2.0	---	---	---	18.68	5.52	---	13.16

TABLE 2

**GROUNDWATER DATA
SHELL-BRANDED SERVICE STATION
1601 WEBSTER STREET, ALAMEDA, CALIFORNIA**

<i>Well ID</i>	<i>Date</i>	<i>TPHg (µg/L)</i>	<i>B (µg/L)</i>	<i>T (µg/L)</i>	<i>E (µg/L)</i>	<i>X (µg/L)</i>	<i>MTBE (µg/L)</i>	<i>TBA (µg/L)</i>	<i>DIPE (µg/L)</i>	<i>ETBE (µg/L)</i>	<i>TAME (µg/L)</i>	<i>1,2- DCA (µg/L)</i>	<i>EDB (µg/L)</i>	<i>Ethanol (µg/L)</i>	<i>TOC (ft MSL)</i>	<i>Depth to Water (ft TOC)</i>	<i>SPH Thickness (ft)</i>	<i>GW Elevation (ft MSL)</i>
S-5	05/16/2008	<50	<0.50	<1.0	<1.0	<1.0	<1.0	<10	<2.0	<2.0	<2.0	---	---	---	18.68	6.22	---	12.46
S-5	08/15/2008	<50	<0.50	<1.0	<1.0	<1.0	<1.0	<10	<2.0	<2.0	<2.0	---	---	---	18.68	7.26	---	11.42
S-5	11/26/2008	<50	<0.50	<1.0	<1.0	<1.0	<1.0	<10	<2.0	<2.0	<2.0	---	---	---	18.68	8.03	---	10.65
S-5	02/27/2009	<50	<0.50	<1.0	<1.0	<1.0	<1.0	<10	<2.0	<2.0	<2.0	---	---	---	18.68	5.83	---	12.85
S-5	05/28/2009	<50	<0.50	<1.0	<1.0	<1.0	<1.0	<10	<2.0	<2.0	<2.0	---	---	---	18.68	5.73	---	12.95
S-5	09/14/2009	<50	<0.50	<1.0	<1.0	<1.0	<1.0	<10	<2.0	<2.0	<2.0	---	---	---	18.68	6.95	---	11.73
S-5	02/05/2010	<50	<0.50	<1.0	<1.0	<1.0	<1.0	<10	<2.0	<2.0	<2.0	---	---	---	18.68	6.01	---	12.67
S-5	08/03/2010	<50	<0.50	<1.0	<1.0	<1.0	<1.0	<10	<2.0	<2.0	<2.0	---	---	---	18.68	6.46	---	12.22
S-5	02/14/2011	<50	3.9	3.8	1.2	5.3	1.8	<10	<1.0	<1.0	<1.0	---	---	---	18.68	6.20	---	12.48
S-5	08/04/2011	<50	<0.50	<0.50	<0.50	<1.0	1.8	<10	<1.0	<1.0	<1.0	---	---	---	18.68	6.15	---	12.53
S-5	02/02/2012	<50	<0.50	<0.50	<0.50	<1.0	0.75	<10	<0.50	<0.50	<0.50	<0.50	<0.50	---	18.68	6.87	---	11.81
S-5	08/13/2012	<50	<0.50	<0.50	<0.50	<1.0	<0.50	<10	---	---	---	---	---	---	18.68	6.70	---	11.98
S-5	03/05/2013	<50	<0.50	<0.50	<0.50	<1.0	1.4	<10	---	---	---	---	---	---	18.68	6.10	---	12.58
S-6	11/14/2005	---	---	---	---	---	---	---	---	---	---	---	---	---	19.32	6.36	---	12.96
S-6	11/22/2005	15,800	5.14	0.690	32.1	934	<0.500	14.2	<0.500	<0.500	<0.500	---	---	---	19.32	6.53	---	12.79
S-6	01/19/2006	---	---	---	---	---	---	---	---	---	---	---	---	---	19.32	5.50	---	13.82
S-6	02/24/2006	7,900 b	4.4	<1.5	260	380	<1.5	<7.0	<1.5	<1.5	<1.5	---	---	---	19.32	5.76	---	13.56
S-6	05/30/2006	4,170	4.98	<0.500	76.6	44.2	<0.500	<10.0	<0.500	<0.500	<0.500	---	---	---	19.32	5.68	---	13.64
S-6	08/30/2006	16,400	10.7	<0.500	353	292	<0.500	<10.0	<0.500	<0.500	<0.500	---	---	---	19.32	6.38	---	12.94
S-6	11/22/2006	6,900	7.7	<2.5	250	450	<2.5	<25	<10	<10	<10	---	---	---	19.32	6.62	---	12.70
S-6	02/23/2007	7,900	4.4	<2.5	400	940	<2.5	<25	<10	<10	<10	---	---	---	19.32	6.06	---	13.26
S-6	05/18/2007	2,600 h	3.1	<1.0	85	147.3	<1.0	<10	<2.0	<2.0	<2.0	---	---	---	19.32	6.12	---	13.20
S-6	08/10/2007	3,100 h	3.5	0.28 j	110	202	<1.0	<10	<2.0	<2.0	<2.0	---	---	---	19.32	6.60	---	12.72
S-6	11/09/2007	3,700 h	2.1	0.34 j	160	335	<1.0	<10	<2.0	<2.0	<2.0	---	---	---	19.32	6.80	---	12.52
S-6	02/08/2008	2,600 h	2.7	<1.0	72	156.0	<1.0	<10	<2.0	<2.0	<2.0	---	---	---	19.32	6.11	---	13.21
S-6	05/16/2008	350	<0.50	<1.0	8.4	5.3	<1.0	<10	<2.0	<2.0	<2.0	---	---	---	19.32	6.60	---	12.72
S-6	08/15/2008	3,600	0.99	<1.0	100	164.9	<1.0	<10	<2.0	<2.0	<2.0	---	---	---	19.32	7.70	---	11.62
S-6	11/26/2008	1,500	2.9	<1.0	13	3.1	<1.0	<10	<2.0	<2.0	<2.0	---	---	---	19.32	8.41	---	10.91
S-6	02/27/2009	2,800	4.3	<1.0	17	23	<1.0	<10	<2.0	<2.0	<2.0	---	---	---	19.32	6.22	---	13.10
S-6	05/28/2009	570	0.74	<1.0	3.1	1.3	<1.0	<10	<2.0	<2.0	<2.0	---	---	---	19.32	6.10	---	13.22
S-6	09/14/2009	440	0.55	<1.0	1.5	2.3	<1.0	<10	<2.0	<2.0	<2.0	---	---	---	19.32	7.43	---	11.89
S-6	02/05/2010	2,200	1.7	<1.0	5.2	8.3	<1.0	<10	<2.0	<2.0	<2.0	---	---	---	19.32	6.34	---	12.98
S-6	08/03/2010	340	<0.50	<1.0	<1.0	1.0	<1.0	<10	<2.0	<2.0	<2.0	---	---	---	19.32	6.85	---	12.47
S-6	02/14/2011	590	1.0	1.0	1.4	3.7	<1.0	<10	<1.0	<1.0	<1.0	---	---	---	19.32	6.50	---	12.82
S-6	08/04/2011	820	1.2	<0.50	1.7	1.2	<1.0	<10	<1.0	<1.0	<1.0	---	---	---	19.32	6.52	---	12.80

TABLE 2

**GROUNDWATER DATA
SHELL-BRANDED SERVICE STATION
1601 WEBSTER STREET, ALAMEDA, CALIFORNIA**

<i>Well ID</i>	<i>Date</i>	<i>TPHg (µg/L)</i>	<i>B (µg/L)</i>	<i>T (µg/L)</i>	<i>E (µg/L)</i>	<i>X (µg/L)</i>	<i>MTBE (µg/L)</i>	<i>TBA (µg/L)</i>	<i>DIPE (µg/L)</i>	<i>ETBE (µg/L)</i>	<i>TAME (µg/L)</i>	<i>1,2- DCA (µg/L)</i>	<i>EDB (µg/L)</i>	<i>Ethanol (µg/L)</i>	<i>TOC (ft MSL)</i>	<i>Depth to Water (ft TOC)</i>	<i>SPH Thickness (ft)</i>	<i>GW Elevation (ft MSL)</i>
S-6	02/02/2012	1,500	1.4	<0.50	2.4	1.4	<0.50	<10	<0.50	<0.50	<0.50	<0.50	<0.50	---	19.32	7.30	---	12.02
S-6	08/13/2012	320	<0.50	<0.50	<0.50	<1.0	<0.50	<10	---	---	---	---	---	---	19.32	7.16	---	12.16
S-6	03/05/2013	530	<0.50	<0.50	<0.50	<1.0	<0.50	<10	---	---	---	---	---	---	19.32	6.41	---	12.91
S-7	11/14/2005	---	---	---	---	---	---	---	---	---	---	---	---	---	19.44	6.76	---	12.68
S-7	11/22/2005	51,100	2,680	2,980	969	6,360	1.49	53.3	<0.500	<0.500	<0.500	---	---	---	19.44	6.88	---	12.56
S-7	02/24/2006	22,000 b/25,000 d	1,700	1,200	1,200	2,800	<2.5	58	<2.5	<2.5	<2.5	---	---	---	19.44	5.73	---	13.71
S-7	05/30/2006	35,600	1,720	641	1,600	3,630	2.83	<10.0	<0.500	<0.500	<0.500	---	---	---	19.44	5.61	---	13.83
S-7	08/30/2006	83,900	5,060	62.5	1,640	4,010	2.38	43.4	<0.500	<0.500	<0.500	---	---	---	19.44	6.43	---	13.01
S-7	11/22/2006	13,000	4,300	27	710	1,900	<2.5	54	<10	<10	<10	---	---	---	19.44	6.68	---	12.76
S-7	02/23/2007	15,000	2,000	43	1,100	3,300	<12	<120	<50	<50	<50	---	---	---	19.44	5.82	---	13.62
S-7	05/18/2007	6,100 h	3,900	22 j	520	2,010	<50	<500	<100	<100	<100	---	---	---	19.44	6.20	---	13.24
S-7	08/10/2007	14,000 h	4,900	19 j	670	2,046 j	<50	<500	<100	<100	<100	---	---	---	19.44	6.74	---	12.70
S-7	11/09/2007	16,000 h	4,400	21 j	550	2,052	<50	<500	<100	<100	<100	---	---	---	19.44	6.93	---	12.51
S-7	02/08/2008	2,400 h	160	<2.0	70	160	<2.0	<20	<4.0	<4.0	<4.0	---	---	---	19.44	6.23	---	13.21
S-7	05/16/2008	6,200	1,200	21	320	736.9	<2.0	<20	<4.0	<4.0	<4.0	---	---	---	19.44	6.62	---	12.82
S-7	08/15/2008	15,000	4,500	19	450	1,300	<10	<100	<20	<20	<20	---	---	---	19.44	7.81	---	11.63
S-7	11/26/2008	9,300	3,200	<25	77	250	<25	<250	<50	<50	<50	---	---	---	19.44	8.53	---	10.91
S-7	02/27/2009	3,900	900	<25	49	160	<25	<250	<50	<50	<50	---	---	---	19.44	6.27	---	13.17
S-7	05/28/2009	7,100	1,200	<10	81	600	<10	<100	<20	<20	<20	---	---	---	19.44	6.18	---	13.26
S-7	09/14/2009	11,000	4,000	19	73	66	<10	<100	<20	<20	<20	---	---	---	19.44	7.58	---	11.86
S-7	02/05/2010	4,700	1,200	<10	33	17	<10	<100	<20	<20	<20	---	---	---	19.44	6.36	---	13.08
S-7	08/03/2010	7,600	2,600	14	15	10	<10	<100	<20	<20	<20	---	---	---	19.44	6.90	---	12.54
S-7	02/14/2011	2,200	800	<10	<10	<20	<20	<200	<20	<20	<20	---	---	---	19.44	6.53	---	12.91
S-7	08/04/2011	4,600	1,200	16	<10	<20	<20	<200	<20	<20	<20	---	---	---	19.44	6.53	---	12.91
S-7	02/02/2012	1,600	93	4.7	4.0	7.4	<1.0	<20	<1.0	<1.0	<1.0	<1.0	<1.0	---	19.44	7.39	---	12.05
S-7	08/13/2012	3,000	220	14	8.9	15	<2.0	<40	<2.0	<2.0	<2.0	---	---	---	19.44	7.14	---	12.30
S-7	03/05/2013	2,000	120	6.2	6.1	10	<1.0	<20	---	---	---	---	---	---	19.44	6.35	---	13.09
S-8	08/21/2006	---	---	---	---	---	---	---	---	---	---	---	---	---	20.11	7.02	---	13.09
S-8	08/30/2006	90,600	5,150	28.2	3,230	4,450	4.30	<10.0	<0.500	<0.500	<0.500	---	---	---	20.11	7.19	---	12.92
S-8	11/22/2006	41,000	4,900	58	3,300	7,200	2.6	<25	<10	<10	<10	---	---	---	20.11	7.48	---	12.63
S-8	02/23/2007	28,000	2,900	28	2,900	4,900	<25	<250	<100	<100	<100	---	---	---	20.11	6.73	---	13.38
S-8	05/18/2007	24,000 h	4,400	33 j	3,800	4,470	<50	<500	<100	<100	<100	---	---	---	20.11	6.98	---	13.13
S-8	08/10/2007	22,000 h	5,000	30 j	3,100	3,660	<50	<500	<100	<100	<100	---	---	---	20.11	7.57	---	12.54
S-8	11/09/2007	22,000 h	4,600	24 j	3,000	2,770	<50	<500	<100	<100	<100	---	---	---	20.11	7.80	---	12.31

TABLE 2

**GROUNDWATER DATA
SHELL-BRANDED SERVICE STATION
1601 WEBSTER STREET, ALAMEDA, CALIFORNIA**

<i>Well ID</i>	<i>Date</i>	<i>TPHg (µg/L)</i>	<i>B (µg/L)</i>	<i>T (µg/L)</i>	<i>E (µg/L)</i>	<i>X (µg/L)</i>	<i>MTBE (µg/L)</i>	<i>TBA (µg/L)</i>	<i>DIPE (µg/L)</i>	<i>ETBE (µg/L)</i>	<i>TAME (µg/L)</i>	<i>1,2- DCA (µg/L)</i>	<i>EDB (µg/L)</i>	<i>Ethanol (µg/L)</i>	<i>TOC (ft MSL)</i>	<i>Depth to Water (ft TOC)</i>	<i>SPH Thickness (ft)</i>	<i>GW Elevation (ft MSL)</i>
S-8	02/08/2008	11,000 h	5,900	<50	410	310	<50	<500	<100	<100	<100	---	---	---	20.11	6.55	---	13.56
S-8	05/16/2008	20,000	1,600	32	2,300	2,136	<20	<200	<40	<40	<40	---	---	---	20.11	7.30	---	12.81
S-8	08/15/2008	26,000	2,400	20	4,900	2,432	<20	<200	<40	<40	<40	---	---	---	20.11	8.60	---	11.51
S-8	11/26/2008	10,000	890	6.6	790	302	<5.0	<50	<10	<10	<10	---	---	---	20.11	9.20	---	10.91
S-8	02/27/2009	770	30	<1.0	9.9	6.0	<1.0	12	<2.0	<2.0	<2.0	---	---	---	20.11	7.04	---	13.07
S-8	05/28/2009	5,800	620	3.1	390	380	<1.0	40	<2.0	<2.0	<2.0	---	---	---	20.11	6.91	---	13.20
S-8	09/14/2009	7,700	1,600	<10	110	750	<10	<100	<20	<20	<20	---	---	---	20.11	8.32	---	11.79
S-8	02/05/2010	10,000	2,000	<10	150	260	<10	<100	<20	<20	<20	---	---	---	20.11	7.08	---	13.03
S-8	08/03/2010	12,000	2,000	<20	47	82	<20	<200	<40	<40	<40	---	---	---	20.11	7.64	---	12.47
S-8	02/14/2011	4,900	960	<10	89	78	<20	<200	<20	<20	<20	---	---	---	20.11	7.20	---	12.91
S-8	08/04/2011	7,200	830	<5.0	26	13	<10	<100	<10	<10	<10	---	---	---	20.11	7.24	---	12.87
S-8	02/02/2012	12,000	1,400	4.0	29	9.8	<2.5	<50	<2.5	<2.5	<2.5	<2.5	<2.5	---	20.11	8.08	---	12.03
S-8	08/13/2012	7,100	1,100	<5.0	55	21	<5.0	<100	<5.0	<5.0	<5.0	---	---	---	20.11	7.84	---	12.27
S-8	03/05/2013	3,600	700	<5.0	18	<10	<5.0	<100	---	---	---	---	---	---	20.11	7.10	---	13.01
S-9	08/21/2006	---	---	---	---	---	---	---	---	---	---	---	---	---	19.60	6.93	---	12.67
S-9	08/30/2006	162,000	3,620	5,040	3,810	22,500	<0.500	<10.0	<0.500	<0.500	<0.500	---	---	---	19.60	6.52	---	13.08
S-9	11/22/2006	47,000	2,100	840	3,000	12,000	<2.5	<25	<10	<10	<10	---	---	---	19.60	6.78	---	12.82
S-9	02/23/2007	18,000	890	120	1,800	3,600	<12	<120	<50	<50	<50	---	---	---	19.60	6.13	---	13.47
S-9	05/18/2007	22,000 h	1,300	630	2,400	7,300	<50	<500	<100	<100	<100	---	---	---	19.60	6.35	---	13.25
S-9	08/10/2007	36,000 h	2,600	920	4,200	14,900	<50	<500	<100	<100	<100	---	---	---	19.60	6.86	---	12.74
S-9	11/09/2007	34,000 h	2,100	320	3,700	12,000	<50	<500	<100	<100	<100	---	---	---	19.60	7.09	---	12.51
S-9	02/08/2008	7,400 h	410	51	1,100	1,620	<10	<100	<20	<20	<20	---	---	---	19.60	6.00	---	13.60
S-9	05/16/2008	19,000	910	230	1,600	4,200	<10	<100	<20	<20	<20	---	---	---	19.60	6.67	---	12.93
S-9	08/15/2008	65,000	2,600	540	5,200	19,000	<10	<100	<20	<20	<20	---	---	---	19.60	7.93	---	11.67
S-9	11/26/2008	18,000	910	<100	2,000	3,340	<100	<1,000	<200	<200	<200	---	---	---	19.60	8.60	---	11.00
S-9	02/27/2009	1,000	55	2.3	100	61	<1.0	<10	<2.0	<2.0	<2.0	---	---	---	19.60	6.35	---	13.25
S-9	05/28/2009	9,700	410	120	810	1,400	<10	<100	<20	<20	<20	---	---	---	19.60	6.22	---	13.38
S-9	09/14/2009	24,000	960	120	2,200	6,500	<5.0	<50	<10	<10	<10	---	---	---	19.60	7.73	---	11.87
S-9	02/05/2010	4,900	310	6.2	180	240	<5.0	<50	<10	<10	<10	---	---	---	19.60	6.51	---	13.09
S-9	08/03/2010	17,000	940	25	500	2,800	<2.0	29	<4.0	<4.0	<4.0	---	---	---	19.60	7.02	---	12.58
S-9	02/14/2011	1,500	190	3.6	11	38	<4.0	<40	<4.0	<4.0	<4.0	---	---	---	19.60	6.60	---	13.00
S-9	08/04/2011	5,300	370	18	53	370	<5.0	<50	<5.0	<5.0	<5.0	---	---	---	19.60	6.62	---	12.98
S-9	02/02/2012	1,100	85	2.1	3.4	2.9	<1.0	<20	<1.0	<1.0	<1.0	<1.0	<1.0	---	19.60	7.48	---	12.12
S-9	08/13/2012	4,200	370	18	48	66	<2.5	<50	---	---	---	---	---	---	19.60	7.27	---	12.33
S-9	03/05/2013	1,800	72	2.8	4.9	6.4	<1.0	<20	---	---	---	---	---	---	19.60	6.53	---	13.07

TABLE 2

**GROUNDWATER DATA
SHELL-BRANDED SERVICE STATION
1601 WEBSTER STREET, ALAMEDA, CALIFORNIA**

<i>Well ID</i>	<i>Date</i>	<i>TPHg (µg/L)</i>	<i>B (µg/L)</i>	<i>T (µg/L)</i>	<i>E (µg/L)</i>	<i>X (µg/L)</i>	<i>MTBE (µg/L)</i>	<i>TBA (µg/L)</i>	<i>DIPE (µg/L)</i>	<i>ETBE (µg/L)</i>	<i>TAME (µg/L)</i>	<i>1,2- DCA (µg/L)</i>	<i>EDB (µg/L)</i>	<i>Ethanol (µg/L)</i>	<i>TOC (ft MSL)</i>	<i>Depth to Water (ft TOC)</i>	<i>SPH Thickness (ft)</i>	<i>GW Elevation (ft MSL)</i>
TBW-E	11/23/2004	---	---	---	---	---	---	---	---	---	---	---	---	---	---	6.31	---	---
TBW-E	12/01/2004	---	---	---	---	---	---	---	---	---	---	---	---	---	---	7.01	---	---
TBW-E	12/07/2004	---	---	---	---	---	---	---	---	---	---	---	---	---	---	6.32	---	---
TBW-E	12/15/2004	---	---	---	---	---	---	---	---	---	---	---	---	---	---	6.55	---	---
TBW-E	12/23/2004	---	---	---	---	---	---	---	---	---	---	---	---	---	---	5.95	---	---
TBW-E	12/27/2004	---	---	---	---	---	---	---	---	---	---	---	---	---	---	8.47	---	---
TBW-N	11/23/2004	83,000	640	27,000	1,700	20,000	2,300	1,300	<400	<400	<400	<100	<100	<10,000	---	5.64	---	---
TBW-N	12/01/2004	160,000	700	31,000	2,300	24,000	2,900	1,200	<400	<400	<400	<100	<100	<10,000	---	6.35	---	---
TBW-N	12/07/2004	130,000	590	29,000	2,300	24,000	2,700	1,300	<400	<400	<400	<100	<100	<10,000	---	5.65	---	---
TBW-N	12/15/2004	120,000	420	26,000	2,000	22,000	3,300	<1,000	<400	<400	<400	<100	<100	<10,000	---	5.85	---	---
TBW-N	12/23/2004	100,000	220	23,000	1,900	20,000	1,900	<1,000	<400	<400	<400	<100	<100	<10,000	---	5.30	---	---
TBW-N	12/27/2004	110,000	470	26,000	2,300	22,000	1,800	<1,000	<400	<400	<400	<100	<100	<10,000	---	7.80	---	---
TBW-N	01/17/2005	86,000	330	22,000	2,200	21,000	1,600	1,600	<400	<400	<400	<100	<100	<10,000	---	6.59	---	---
TBW-N	02/04/2005	97,000	290	23,000	1,800	20,000	1,900	<1,000	<400	<400	<400	<100	<100	<10,000	---	4.50	---	---
TBW-N	03/02/2005	94,000	360	24,000	2,000	19,000	1,200	<1,000	<400	<400	<400	<100	<100	<10,000	---	4.11	---	---
TBW-N	04/12/2005	27,000	130	9,300	1,100	8,700	1,400	390	<100	<100	<20	<25	<25	<2,500	---	4.08	---	---
TBW-N	05/13/2005	42,000	130	8,700	1,500	12,000	1,400	440	<100	<100	<100	<25	<25	<2,500	---	4.45	---	---
TBW-N	06/10/2005	46,000	63	5,500	1,300	11,000	500	<250	<100	<100	<100	<25	<25	<2,500	---	4.97	---	---
TBW-N	07/15/2005	48,000	88	8,400	1,300	9,500	660	310	<100	<100	<100	<25	<25	<2,500	---	5.18	---	---
TBW-N	08/17/2005	36,000 a	85 a	8,500 a	1,200 a	11,000 a	510 a	<500 a	<200 a	<200 a	<200 a	<50 a	<50 a	<5,000 a	18.08	5.28	---	12.80
TBW-N	09/15/2005	20,000	59	2,400	730	9,300	600	500	<40	<40	<40	---	---	<1,000	18.08	5.92	---	12.16
TBW-N	10/17/2005	59,000	58	4,900	1,200	16,000	490	<250	<100	<100	<100	<25	<25	<2,500	18.08	5.96	---	12.12
TBW-N	11/22/2005	105,000	41.3	8,750	1,550	18,300	443	248	<0.500	<0.500	<0.500	<0.500	<0.500	<50.0	18.08	5.82	---	12.26
TBW-N	12/09/2005	65,900	43.4	5,110	1,110	13,500	493	259	<0.500	<0.500	<0.500	<0.500	<0.500	<50.0	18.08	5.60	---	12.48
TBW-N	01/05/2006	80,100	33.8	4,910	1,620	19,400	410	<10.0	<0.500	<0.500	<0.500	<0.500	<0.500	<50.0	18.08	4.44	---	13.64
TBW-N	02/24/2006	56,000 b/60,000 d	15	2,700	1,000	12,000	270	180	<15	<15	<15	<15	<15	<150	18.08	4.67	---	13.41
TBW-N	03/08/2006	60,200	23.4	3,820	1,370	16,500	293	93.8	<0.500	<0.500	<0.500	<0.500	<0.500	<50.0	18.08	4.18	---	13.90
TBW-N	04/13/2006	73,000	21.8	2,900	1,220	14,600	277	68.5	<0.500	<0.500	<0.500	<0.500	<0.500	<500	18.08	3.49	---	14.59
TBW-N	05/30/2006	59,300	18.7	1,170	1,800	10,200	119 e	<10.0	<0.500	<0.500	<0.500	0.860	<0.500	<50.0	18.08	4.52	---	13.56
TBW-N	06/05/2006	83,700	16.0	1,510	2,090	11,400	146 e	<10.0	<0.500	<0.500	<0.500	<0.500	<0.500	<50.0	18.08	4.55	---	13.53
TBW-N	07/19/2006	80,100	16.4	632	1,550	13,900	85.7	<10.0	<0.500	<0.500	<0.500	<0.500	<0.500	<50.0	18.08	4.99	---	13.09
TBW-N	08/30/2006	52,700	18.2	747	1,900	13,400	82.9	<100	<5.00	<5.00	<5.00	<5.00	<5.00	<500	18.08	5.47	---	12.61
TBW-N	09/06/2006	77,500	21.3	1,100	1,650	11,800	116	12.4	<0.500	<0.500	<0.500	<0.500	<0.500	<50.0	18.08	5.39	---	12.69
TBW-N	10/13/2006	33,000	22	1,300	1,700	27,000	160	<50	<20	<20	<20	<5.0	<5.0	<500	18.08	5.57	---	12.51

TABLE 2

**GROUNDWATER DATA
SHELL-BRANDED SERVICE STATION
1601 WEBSTER STREET, ALAMEDA, CALIFORNIA**

<i>Well ID</i>	<i>Date</i>	<i>TPHg (µg/L)</i>	<i>B (µg/L)</i>	<i>T (µg/L)</i>	<i>E (µg/L)</i>	<i>X (µg/L)</i>	<i>MTBE (µg/L)</i>	<i>TBA (µg/L)</i>	<i>DIPE (µg/L)</i>	<i>ETBE (µg/L)</i>	<i>TAME (µg/L)</i>	<i>1,2- DCA (µg/L)</i>	<i>EDB (µg/L)</i>	<i>Ethanol (µg/L)</i>	<i>TOC (ft MSL)</i>	<i>Depth to Water (ft TOC)</i>	<i>SPH Thickness (ft)</i>	<i>GW Elevation (ft MSL)</i>
TBW-N	11/22/2006	36,000	18	680	1,200	14,000	110	<50	<20	<20	<20	<5.0	<5.0	<500	18.08	5.65	---	12.43
TBW-N	12/12/2006	34,000	<25	330	1,400	11,000	89	<1,000	<25	<25	<25	<25	<25	<5,000	18.08	5.34	---	12.74
TBW-N	01/05/2007	26,000 g	16	450	1,400	13,000 f	96	<50	<20	<20	<20	<5.0	<5.0	<500	18.08	5.23	---	12.85
TBW-N	02/23/2007	41,000	<25	400	1,500	15,000	120	<250	<100	<100	<100	<25	<25	<2,500	18.08	4.96	---	13.12
TBW-N	03/08/2007	15,000	<25	320	1,300	15,000	110	<250	<100	<100	<100	<25	<25	<2,500	18.08	4.93	---	13.15
TBW-N	04/06/2007	24,000 h	15	360	1,100	12,300	130	<50	<10	<10	<10	<2.5	---	<500	18.08	5.07	---	13.01
TBW-N	05/18/2007	30,000 h	15 j	140	1,100	9,960	100	<50	<100	<100	<100	<25	<50	<5,000	18.08	5.25	---	12.83
TBW-N	06/11/2007	26,000 h	15 j	160	1,300	9,150	120	<500	<100	<100	<100	<25	<50	<5,000	18.08	5.33	---	12.75
TBW-N	07/03/2007	36,000 h	9.3 j	150	990	8,400	130	<500	<100	<100	<100	<25	<50	<5,000	18.08	5.46	---	12.62
TBW-N	08/10/2007	24,000 h	14	200	1,200	5,240	120	<200	<40	<40	<40	<10	<20	<2,000	18.08	5.78	---	12.30
TBW-N	09/25/2007	28,000 h	15	560	1,400	7,600	<20	160 j	<40	<40	<40	<10	<20	<2,000	18.08	6.02	---	12.06
TBW-N	11/09/2007	42,000 h	18	610	1,700	14,500	140	<250	<50	<50	<50	<12	<25	<2,500	18.08	5.91	0.01	12.18
TBW-N	02/08/2008	36,000 h	<25	450	1,400	15,100	97	<500	<100	<100	<100	<25	<50	<5,000	18.08	4.79	---	13.29
TBW-N	05/16/2008	26,000	80	99	970	5,130	130	<500	<100	<100	<100	---	---	---	18.08	5.50	---	12.58
TBW-N	08/15/2008	24,000	<25	1,300	1,300	2,400	90	<500	<100	<100	<100	<25	<50	<5,000	18.08	6.59	---	11.49
TBW-N	11/26/2008	24,000	<25	140	810	5,580	52	<500	<100	<100	<100	<25	<50	<5,000	18.08	7.40	---	10.68
TBW-N	02/27/2009	22,000	<25	110	520	5,000	<50	<500	<100	<100	<100	<25	<50	<5,000	18.08	5.86	---	12.22
TBW-N	05/28/2009	32,000	8.9	160	860	5,600	53	160	<10	<10	<10	---	---	---	18.08	5.50	---	12.58
TBW-N	09/14/2009	28,000	10	110	890	4,700	60	<200	<40	<40	<40	<10	<20	<2000	18.08	6.31	---	11.77
TBW-N	02/05/2010	27,000	<10	71	630	4,900	28	<200	<40	<40	<40	<10	<20	<2000	18.08	5.28	---	12.80
TBW-N	08/03/2010	20,000	9.8	46	130	890	64	<100	<20	<20	<20	<5.0	<10	<1000	18.08	5.75	---	12.33
TBW-N	02/14/2011	15,000	7.5	38	320	1,800	18	<10	<10	<10	<10	<5.0	<5.0	<1500	18.08	5.40	---	12.68
TBW-N	08/04/2011	11,000	5.7	26	77	120	21	12	<1.0	<1.0	<1.0	<0.50	<0.50	<150	18.08	5.43	---	12.65
TBW-N	02/02/2012	11,000	4.8	15	150	200	<0.50	<10	<0.50	<0.50	<0.50	<0.50	<0.50	<150	18.08	6.27	---	11.81
TBW-N	08/13/2012	7,400	6.3	8.5	100	65	<0.50	17	---	---	---	<0.50	<0.50	<150	18.08	6.20	---	11.88
TBW-N	03/05/2013	12,000	<5.0	9.0	130	260	<5.0	<100	---	---	---	<5.0	<5.0	<1,500	18.08	5.35	---	12.73
TBW-S	11/23/2004	---	---	---	---	---	---	---	---	---	---	---	---	---	---	6.18	---	---
TBW-S	12/01/2004	---	---	---	---	---	---	---	---	---	---	---	---	---	---	6.87	---	---
TBW-S	12/07/2004	---	---	---	---	---	---	---	---	---	---	---	---	---	---	6.15	---	---
TBW-S	12/15/2004	---	---	---	---	---	---	---	---	---	---	---	---	---	---	6.38	---	---
TBW-S	12/23/2004	---	---	---	---	---	---	---	---	---	---	---	---	---	---	5.81	---	---
TBW-S	12/27/2004	---	---	---	---	---	---	---	---	---	---	---	---	---	---	8.35	---	---
TBW-W	11/23/2004	---	---	---	---	---	---	---	---	---	---	---	---	---	---	6.14	---	---
TBW-W	12/01/2004	---	---	---	---	---	---	---	---	---	---	---	---	---	---	6.86	---	---

**GROUNDWATER DATA
SHELL-BRANDED SERVICE STATION
1601 WEBSTER STREET, ALAMEDA, CALIFORNIA**

<i>Well ID</i>	<i>Date</i>	<i>TPHg</i> (<i>µg/L</i>)	<i>B</i> (<i>µg/L</i>)	<i>T</i> (<i>µg/L</i>)	<i>E</i> (<i>µg/L</i>)	<i>X</i> (<i>µg/L</i>)	<i>MTBE</i> (<i>µg/L</i>)	<i>TBA</i> (<i>µg/L</i>)	<i>DIPE</i> (<i>µg/L</i>)	<i>ETBE</i> (<i>µg/L</i>)	<i>TAME</i> (<i>µg/L</i>)	<i>1,2-DCA</i> (<i>µg/L</i>)	<i>EDB</i> (<i>µg/L</i>)	<i>Ethanol</i> (<i>µg/L</i>)	<i>TOC</i> (<i>ft MSL</i>)	<i>Depth to Water</i> (<i>ft TOC</i>)	<i>SPH Thickness</i> (<i>ft</i>)	<i>GW Elevation</i> (<i>ft MSL</i>)
TBW-W	12/07/2004	---	---	---	---	---	---	---	---	---	---	---	---	---	---	6.13	---	---
TBW-W	12/15/2004	---	---	---	---	---	---	---	---	---	---	---	---	---	---	6.37	---	---
TBW-W	12/23/2004	---	---	---	---	---	---	---	---	---	---	---	---	---	---	5.79	---	---
TBW-W	12/27/2004	---	---	---	---	---	---	---	---	---	---	---	---	---	---	8.32	---	---

Notes:

TPHg = Total petroleum hydrocarbons as gasoline analyzed by EPA Method 8260B unless otherwise noted.

BTEX = Benzene, toluene, ethylbenzene, and total xylenes analyzed by EPA Method 8260B

MTBE = Methyl tertiary-butyl ether analyzed by EPA Method 8260B

TBA = Tertiary-butyl alcohol analyzed by EPA Method 8260B

DIPE = Di-isopropyl ether analyzed by EPA Method 8260B

ETBE = Ethyl tertiary-butyl ether analyzed by EPA Method 8260B

TAME = Tertiary-amyl methyl ether analyzed by EPA Method 8260B

1,2-DCA = 1,2-Dichloroethane analyzed by EPA Method 8260B

EDB = Ethylene dibromide analyzed by EPA Method 8260B

Ethanol analyzed by EPA Method 8260B

TOC = Top of casing elevation, in feet relative to mean sea level

SPH = Separate-phase hydrocarbon

GW = Groundwater

µg/L = Micrograms per liter

<x = Not detected at reporting limit x

--- = Not analyzed or available

a = Extracted out of holding time.

b = Result with a carbon range of C4-C12.

c = Result may be biased slightly high. See lab report case narrative.

d = Result with a carbon range of C6-C12.

e = Secondary ion abundances were outside method requirements. Identification based on analytical judgment.

f = Concentration estimated. Analyte exceeded calibration range. Reanalysis not performed due to holding time requirements.

g = Laboratory Control Sample and/or Laboratory Control Sample Duplicate recovery was below the acceptance limits. A low bias to sample results is indicated.

h = Analyzed by EPA Method 8015B (M).

i = The sample chromatographic pattern for TPH does not match the chromatographic pattern of the specified standard. Quantitation of the unknown hydrocarbon(s) in the sample was based upon the specified standard.

j = Analyte was detected at a concentration below the reporting limit and above the laboratory method detection limit. Reported value is estimated.

Well TBW-N surveyed September 1, 2005 by Virgil Chavez Land Surveying

**GROUNDWATER DATA
SHELL-BRANDED SERVICE STATION
1601 WEBSTER STREET, ALAMEDA, CALIFORNIA**

<i>Well ID</i>	<i>Date</i>	<i>TPHg</i> (<i>µg/L</i>)	<i>B</i> (<i>µg/L</i>)	<i>T</i> (<i>µg/L</i>)	<i>E</i> (<i>µg/L</i>)	<i>X</i> (<i>µg/L</i>)	<i>MTBE</i> (<i>µg/L</i>)	<i>TBA</i> (<i>µg/L</i>)	<i>DIPE</i> (<i>µg/L</i>)	<i>ETBE</i> (<i>µg/L</i>)	<i>TAME</i> (<i>µg/L</i>)	<i>1,2-DCA</i> (<i>µg/L</i>)	<i>EDB</i> (<i>µg/L</i>)	<i>Ethanol</i> (<i>µg/L</i>)	<i>TOC</i> (<i>ft MSL</i>)	<i>Depth to Water</i> (<i>ft TOC</i>)	<i>SPH Thickness</i> (<i>ft</i>)	<i>GW Elevation</i> (<i>ft MSL</i>)
----------------	-------------	--------------------------------	-----------------------------	-----------------------------	-----------------------------	-----------------------------	--------------------------------	-------------------------------	--------------------------------	--------------------------------	--------------------------------	-----------------------------------	-------------------------------	-----------------------------------	---------------------------------	--	---------------------------------------	--

Wells S-2 through S-7 surveyed on November 30, 2005 by Virgil Chavez Land Surveying

Wells S-4B and S-7 through S-9 surveyed on August 17, 2006 by Virgil Chavez Land Surveying