



GETTLER-RYAN INC.

TRANSMITTAL

April 22, 2003
G-R #180203

TO: Mr. David B. De Witt
ConocoPhillips
76 Broadway Avenue
Sacramento, California 945818

RO
R450

CC: Mr. Rob Saur
ERI, Inc.
73 Digital Drive, Suite 100
Novato, California 94949

FROM: Deanna L. Harding
Project Coordinator
Gettler-Ryan Inc.
6747 Sierra Court, Suite J
Dublin, California 94568

RE: **Former Tosco 76 Service Station
#0843
1629 Webster Street
Alameda, California**

WE HAVE ENCLOSED THE FOLLOWING:

COPIES	DATED	DESCRIPTION
1	April 21, 2003	Groundwater Monitoring and Sampling Report First Quarter - Event of March 13, 2003

COMMENTS:

This report is being sent to you for your review/comment, prior to being distributed on your behalf. If no comments are received by **May 6, 2003**, this report will be distributed to the following:

cc: Ms. Eva Chu, Alameda County Dept., of Environmental Health, 1131 Harbor Bay Parkway, Alameda, CA 94502

Enclosure

Alameda County
MAY 13 2003
Environmental Health

trans/0843-dbd



GETTLER-RYAN INC.

April 21, 2003
G-R Job #180203

Mr. David B. De Witt
ConocoPhillips
76 Broadway Avenue
Sacramento, California 95818

RE: First Quarter Event of March 13, 2003
Groundwater Monitoring & Sampling Report
Former Tosco 76 Service Station #0843
1629 Webster Street
Alameda, California

Dear Mr. De Witt:

This report documents the most recent groundwater monitoring and sampling event performed by Gettler-Ryan Inc. (G-R) at the referenced site. All field work was conducted in accordance with G-R Standard Operating Procedure - Groundwater Sampling (attached).

Static groundwater levels were measured and all wells were checked for the presence of separate-phase hydrocarbons. Separate-phase hydrocarbons were not present in the wells. Static water level data and groundwater elevations are summarized in Table 1. A Potentiometric Map is included as Figure 1.

Groundwater samples were collected from the monitoring wells and submitted to a state certified laboratory for analyses. The field data sheets for this event are attached. Analytical results are presented in the table(s) listed below. A Concentration Map is included as Figure 2. The chain of custody document and laboratory analytical report are also attached.

Sincerely,

Deanna L. Harding
Project Coordinator

Robert C. Mallory
Registered Geologist No. 7285


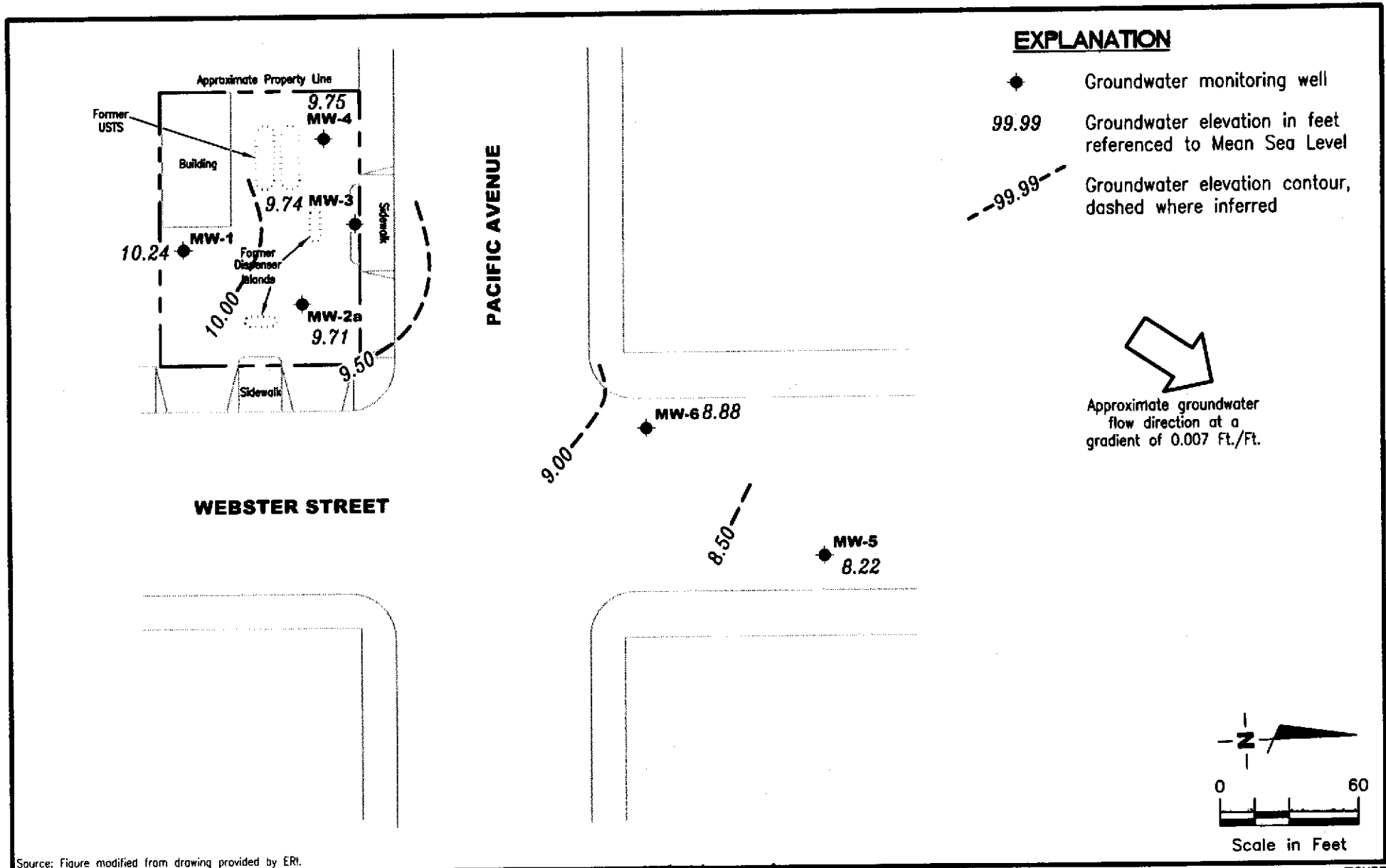


Figure 1: Potentiometric Map
Figure 2: Concentration Map
Table 1: Groundwater Monitoring Data and Analytical Results
Table 2: Groundwater Analytical Results - Oxygenate Compounds
Attachments: Standard Operating Procedure - Groundwater Sampling
Field Data Sheets
Chain of Custody Document and Laboratory Analytical Reports

0843.qmi



Source: Figure modified from drawing provided by ERI.

GETTLER - RYAN INC.
 6747 Sierra Ct., Suite J
 Dublin, CA 94568 (925) 551-7555

POTENTIOMETRIC MAP
 Former Tosco 76 Service Station #0843
 1629 Webster Street
 Alameda, California

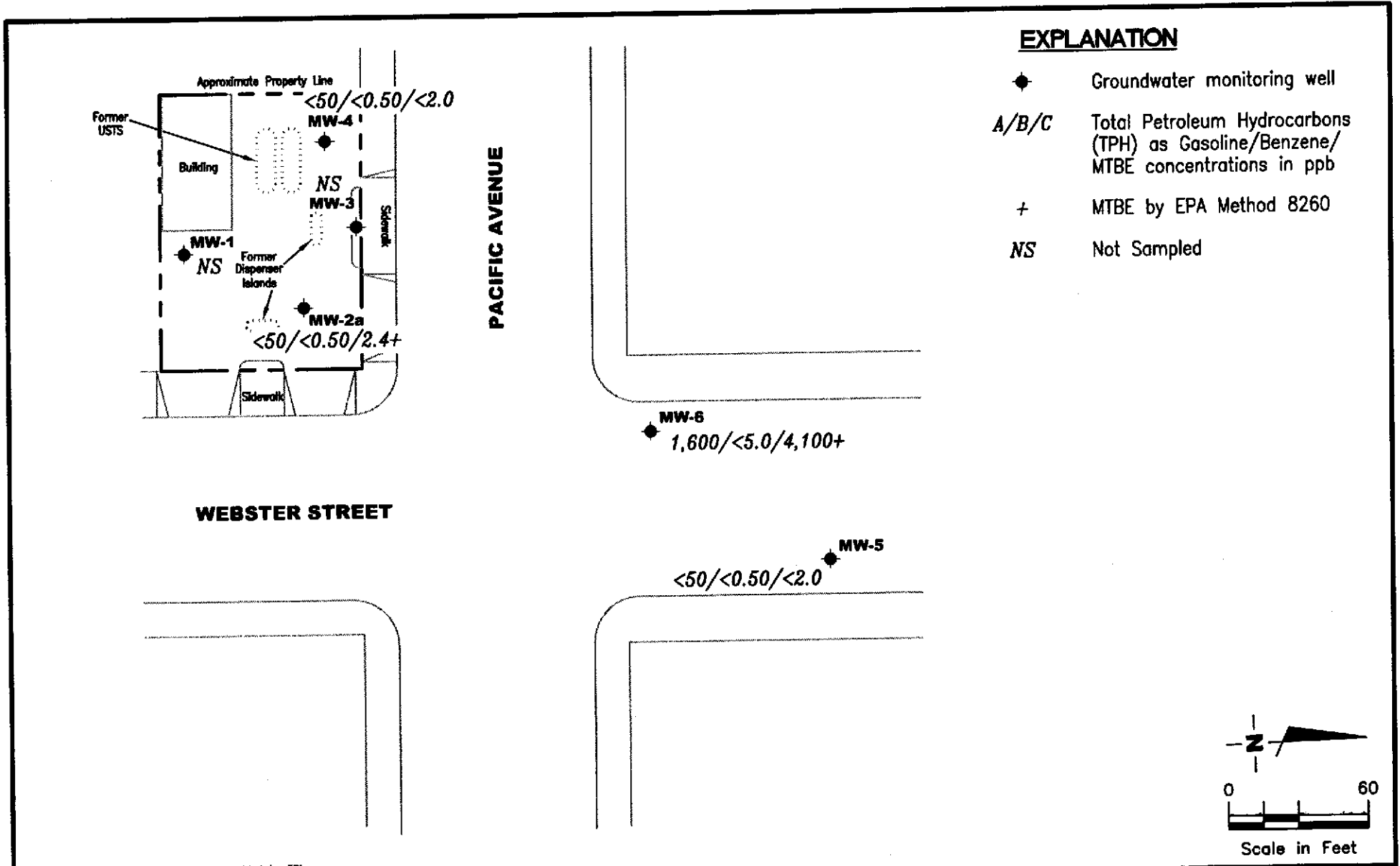
FIGURE
1

PROJECT NUMBER
 180203

REVIEWED BY

DATE
 March 13, 2003

REVISED DATE



Source: Figure modified from drawing provided by ERI.

GETTLER - RYAN INC.
 6747 Sierra Ct., Suite J
 Dublin, CA 94568 (925) 551-7555

CONCENTRATION MAP
 Former Tosco 76 Service Station #0843
 1629 Webster Street
 Alameda, California

PROJECT NUMBER
 180203

REVIEWED BY

DATE
 March 13, 2003

REVISED DATE

Table 1
Groundwater Monitoring Data and Analytical Results
Former Tosco 76 Service Station #0843
1629 Webster Street
Alameda, California

WELL ID/ TOC* (ft.)	DATE	DTW (ft.)	S.I. (ft.bgs)	GWE (msl)	TPH-G (ppb)	B (ppb)	T (ppb)	E (ppb)	X (ppb)	MTBE (ppb)	
MW-1 16.18	03/05/99 ¹	--	4.5-20.5	--	86.6 ³	ND	2.04	ND	4.06	23.9 ²	
	06/03/99	6.24		9.94	ND	ND	ND	ND	ND	ND/ND ²	
	09/02/99	7.19		8.99	ND	ND	ND	ND	ND	ND/ND ²	
	12/14/99	8.07		8.11	ND	ND	ND	ND	ND	ND	
	03/14/00	5.47		10.71	ND	ND	ND	ND	ND	ND	
	05/31/00	6.22		9.96	ND	ND	ND	ND	ND	ND	
	08/29/00	6.82		9.36	ND	ND	ND	ND	ND	ND	
	12/01/00	7.54		8.64	ND	ND	ND	ND	ND	ND	
	03/17/01	5.73		10.45	ND	ND	ND	ND	ND	ND	
	05/23/01	6.43		9.75	ND	ND	ND	ND	ND	ND	
	09/24/01	7.12		9.06	<50	<0.50	<0.50	<0.50	<0.50	<5.0	
	12/10/01	6.89		9.29	<50	<0.50	<0.50	<0.50	<0.50	<5.0	
	03/11/02	5.61		10.57	<50	<0.50	<0.50	<0.50	<0.50	<5.0	
	06/07/02	5.71		10.47	<50	<0.50	<0.50	<0.50	<0.50	<2.5	
	09/03/02	NOT MONITORED/SAMPLED				--	--	--	--	--	--
	12/12/02	7.80			8.38	NO LONGER SAMPLED	--	--	--	--	--
	03/13/03	5.94			10.24	--	--	--	--	--	--
MW-2 15.57	03/05/99 ¹	--	4.5-20.5	--	34,400	2,070	7,710	2,340	8,240	8,460 ²	
	06/03/99	5.96		9.61	51,200 ⁴	1,820	7,570	2,510	7,320	6,460/8,800 ²	
	09/02/99	6.85		8.72	17,000 ⁵	1,000	3,100	1,400	3,700	4,000/3,720 ²	
	12/14/99	7.65		7.92	83,000 ⁵	3,000	22,000	4,500	17,000	9,100/11,000 ²	
	03/14/00	5.26		10.31	31,000 ⁵	1,600	4,600	2,300	7,300	5,700/8,700 ²	
	05/31/00	5.60		9.97	9,970 ⁵	598	1,030	487	2,060	2,500/1,670 ²	
	08/29/00	6.35		9.22	7,900 ⁵	390	1,500	280	1,900	1,800/1,300 ²	
	12/01/00	7.06		8.51	87,500 ⁵	1,860	17,400	5,590	19,400	6,220/3,790 ²	
	03/17/01	5.98		9.59	4,310 ⁵	371	59.0	280	682	321/433 ²	
	05/23/01	6.97		8.60	45,400 ⁵	374	4,490	2,790	10,900	⁷ ND/406 ²	
	09/24/01	7.56		8.01	76,000 ³	430	13,000	4,700	18,000	<2,000/480 ²	
12/10/01	6.52		9.05	82,000 ¹	320	9,100	4,400	16,000	<2,500/270 ²		

Table 1
Groundwater Monitoring Data and Analytical Results
Former Tosco 76 Service Station #0843
1629 Webster Street
Alameda, California

WELL ID/ TOC* (ft.)	DATE	DTW (ft.)	S.I. (ft.hgs)	GWE (msl)	TPH-G (ppb)	B (ppb)	T (ppb)	E (ppb)	X (ppb)	MTBE (ppb)
MW-2	03/11/02	5.51	4.5-20.5	10.06	14,000 ³	75	1,400	1,100	3,600	<250/150 ²
(cont)	06/07/02	5.73		9.84	14,000	120	1,200	1,400	4,700	540/200 ²
	09/03/02	6.81		8.76	10,000 ¹¹	150	1,200	610	2,800	510/460 ²
DESTROYED (This well has been replaced, new well ID MW-2a)										
MW-2a										
15.56	12/12/02	7.45	5-11.5	8.11	3,400	80	260	210	1,000	380/400 ²
	03/13/03	5.85		9.71	<50	<0.50	<0.50	<0.50	1.8	2.4/2.4 ²
MW-3	03/05/99 ¹	--	5.0-20.0	--	135 ³	ND	ND	ND	4.84	2.46 ²
15.11	06/03/99	5.57		9.54	ND	ND	ND	ND	ND	5.23/12.7 ²
	09/02/99	6.50		8.61	ND	ND	ND	ND	ND	13/11.0 ²
	12/14/99	7.28		7.83	ND	ND	ND	ND	ND	ND
	03/14/00	4.87		10.24	ND	ND	ND	ND	ND	7.2/6.3 ²
	05/31/00	5.58		9.53	ND	ND	ND	ND	ND	ND
	08/29/00	6.06		9.05	ND	ND	ND	ND	ND	ND
	12/01/00	6.76		8.35	ND	ND	ND	ND	ND	ND
	03/17/01	5.09		10.02	ND	ND	ND	ND	ND	ND
	05/23/01	5.72		9.39	ND	ND	ND	ND	ND	ND
	09/24/01	6.34		8.77	<50	<0.50	<0.50	<0.50	<0.50	<5.0
	12/10/01	6.31		8.80	<50	<0.50	<0.50	<0.50	<0.50	<5.0
	03/11/02	5.15		9.96	<50	<0.50	<0.50	<0.50	<0.50	<5.0
	06/07/02	5.45		9.66	<50	<0.50	<0.50	<0.50	<0.50	<2.5
	09/03/02	NOT MONITORED/SAMPLED			--	--	--	--	--	--
	12/12/02	7.15		7.96	NO LONGER SAMPLED		--	--	--	--
	03/13/03	5.37		9.74	--	--	--	--	--	--

Table 1
Groundwater Monitoring Data and Analytical Results
Former Tosco 76 Service Station #0843
1629 Webster Street
Alameda, California

WELL ID/ TOC*(ft.)	DATE	DTW (ft.)	S.I. (ft.hgs)	GWE (msl)	TPH-G (ppb)	B (ppb)	T (ppb)	E (ppb)	X (ppb)	MTBE (ppb)	
MW-4 15.17	03/05/99 ¹	--	5.0-20.5	--	ND	ND	ND	ND	2.44	25.2 ²	
	06/03/99	5.45		9.72	ND	ND	ND	ND	ND	ND/3.96 ²	
	09/02/99	6.48		8.69	ND	ND	ND	ND	ND	23/27.0 ²	
	12/14/99	7.27		7.90	ND	ND	ND	ND	ND	200/270 ²	
	03/14/00	4.67		10.50	ND	ND	ND	ND	ND	46/49 ²	
	05/31/00	5.48		9.69	ND	ND	ND	ND	ND	ND	
	08/29/00	6.10		9.07	ND	ND	ND	ND	ND	6.1/3.2 ²	
	12/01/00	6.79		8.38	ND	ND	ND	ND	ND	152/101 ¹	
	03/17/01	5.01		10.16	ND	ND	ND	ND	ND	ND	
	05/23/01	5.78		9.39	ND	ND	ND	ND	ND	ND	
	09/24/01	6.42		8.75	<50	<0.50	<0.50	<0.50	<0.50	<0.50	<5.0
	12/10/01	6.41		8.76	<50	<0.50	<0.50	<0.50	<0.50	<0.50	1,700/1,300 ²
	03/11/02	5.05		10.12	<50	<0.50	<0.50	<0.50	<0.50	<0.50	<5.0
	06/07/02	5.42		9.75	<50	<0.50	<0.50	<0.50	<0.50	<0.50	<2.5
	09/03/02	6.50		8.67	<50	<0.50	<0.50	<0.50	<0.50	<0.50	<2.5
	12/12/02	7.18		7.99	<50	<0.50	<0.50	<0.50	<0.50	<0.50	2.9/3.3 ²
	03/13/03	5.42		9.75	<50	<0.50	<0.50	<0.50	<0.50	<0.50	<2.0
	MW-5 13.34	12/14/99	6.45	5-20	6.89	ND	ND	ND	ND	ND	3.5/3.8 ²
03/14/00		4.46		8.88	ND	ND	ND	ND	ND	ND	
05/31/00		5.18		8.16	ND	ND	ND	ND	ND	ND	
08/29/00		5.46		7.88	ND	ND	ND	ND	ND	ND	
12/01/00		5.95		7.39	ND	ND	ND	ND	ND	ND	
03/17/01		5.36		7.98	ND	ND	ND	ND	ND	ND	
05/23/01		5.09		8.25	ND	ND	ND	ND	ND	ND	
09/24/01		5.58		7.76	<50	<0.50	<0.50	<0.50	<0.50	<5.0	
12/10/01		5.51		7.83	<50	<0.50	<0.50	<0.50	<0.50	<5.0	
03/11/02		4.70		8.64	<50	<0.50	<0.50	<0.50	<0.50	<5.0	
06/07/02		INACCESSIBLE - PAVED OVER			--	--	--	--	--	--	--
09/03/02		INACCESSIBLE - PAVED OVER			--	--	--	--	--	--	--
12/12/02		6.42		6.92	<50	<0.50	<0.50	<0.50	<0.50	<0.50	<2.0
03/13/03	5.12		8.22	<50	<0.50	0.54	<0.50	<0.50	<0.50	<2.0	

Table 1
Groundwater Monitoring Data and Analytical Results
Former Tosco 76 Service Station #0843
1629 Webster Street
Alameda, California

WELL ID/ TOC*(ft.)	DATE	DTW (ft.)	S.I. (ft.bgs)	GWE (msl)	TPH-G (pph)	B (pph)	T (pph)	E (pph)	X (pph)	MTBE (pph)	
MW-6 14.08	12/14/99	6.64	5-20	7.44	ND	ND	ND	ND	ND	11,000/18,000 ²	
	03/14/00	4.72		9.36	ND ⁷	ND ⁷	ND ⁷	ND ⁷	ND ⁷	19,000/21,000 ^{2,6}	
	05/31/00	5.28		8.80	ND ⁷	ND ⁷	ND ⁷	ND ⁷	ND ⁷	13,200	
	08/29/00	5.39		8.69	ND	ND	ND	ND	ND	270/400 ²	
	12/01/00	6.11		7.97	ND	ND	ND	ND	ND	6,330/3,640 ²	
	03/17/01	6.02		8.06	18,700 ⁵	2,950	989	1,040	3,000	10,200/11,500 ²	
	05/23/01	5.82		8.26	ND ⁷	ND ⁷	ND ⁷	ND ⁷	ND ⁷	4,660 ⁸	
	09/24/01 ^m	6.59		7.49	<50	<0.50	<0.50	<0.50	<0.50	160/190 ⁹	
	12/10/01	6.50		7.58	<50	<0.50	<0.50	<0.50	<0.50	3,200/2,400 ²	
	03/11/02	4.81		9.27	<50	<0.50	<0.50	<0.50	<0.50	92/120 ²	
	06/07/02	INACCESSIBLE - PAVED OVER				--	--	--	--	--	--
	09/03/02	INACCESSIBLE - PAVED OVER				--	--	--	--	--	--
		12/12/02	6.51		7.57	590 ¹²	<0.50	<0.50	<0.50	<0.50	1,500/6,200 ²
	(S)	03/13/03	5.20		8.88	1,600 ¹³	<5.0	<5.0	<5.0	<5.0	4,900/4,100 ²
	(K)	03/13/03	--		--	--	--	--	--	--	--/5,100 ²
Trip Blank TB-LB	03/05/99 ¹	--	--	--	ND	ND	ND	ND	ND	ND ²	
	06/03/99	--	--	--	ND	ND	ND	ND	ND	ND	
	09/02/99	--	--	--	ND	ND	ND	ND	ND	ND	
	12/14/99	--	--	--	ND	ND	ND	ND	ND	ND	
	03/14/00	--	--	--	ND	ND	ND	ND	ND	ND	
	05/31/00	--	--	--	ND	ND	ND	ND	ND	ND	
	08/29/00	--	--	--	ND	ND	ND	ND	ND	ND	
	12/01/00	--	--	--	ND	ND	ND	ND	ND	ND	
	03/17/01	--	--	--	ND	ND	ND	ND	ND	ND	
	05/23/01	--	--	--	ND	ND	ND	ND	ND	ND	
	09/24/01	--	--	--	<50	<0.50	<0.50	<0.50	<0.50	<5.0	
	12/10/01	--	--	--	<50	<0.50	<0.50	<0.50	<0.50	<5.0	
	03/11/02	--	--	--	<50	<0.50	<0.50	<0.50	<0.50	<5.0	
	06/07/02	--	--	--	<50	<0.50	<0.50	<0.50	<0.50	<2.5	

Table 1
Groundwater Monitoring Data and Analytical Results
Former Tosco 76 Service Station #0843
1629 Webster Street
Alameda, California

WELL ID/ TOC* (ft.)	DATE	DTW (ft.)	S.I. (ft. bgs)	GWE (msl)	TPH-G (ppb)	B (ppb)	T (ppb)	E (ppb)	X (ppb)	MTBE (ppb)
QA	09/03/02	--	--	--	<50	<0.50	<0.50	<0.50	<0.50	<2.5
	12/12/02	--	--	--	<50	<0.50	<0.50	<0.50	<0.50	<2.0
(S)	03/13/03	--	--	--	<50	<0.50	<0.50	<0.50	<0.50	<2.0
(K)	03/13/03	--	--	--	--	--	--	--	--	--/ <0.50 ²

Table 1
Groundwater Monitoring Data and Analytical Results
Former Tosco 76 Service Station #0843
1629 Webster Street
Alameda, California

EXPLANATIONS:

Groundwater monitoring data and laboratory analytical results prior to June 3, 1999, were compiled from reports prepared by ERI, Inc.

TOC = Top of Casing

(ft.) = Feet

DTW = Depth to Water

S.I. = Screen Interval

(ft.bgs) = Feet Below Ground Surface

GWE = Groundwater Elevation

(msl) = Mean sea level

TPH-G = Total Petroleum Hydrocarbons as Gasoline

B = Benzene

T = Toluene

E = Ethylbenzene

X = Xylenes

MTBE = Methyl tertiary butyl ether

(ppb) = Parts per billion

ND = Not Detected

-- = Not Measured/Not Analyzed

(S) = Sequoia Analytical

(K) = Kiff Analytical

QA = Quality Assurance/Trip Blank

* TOC elevations are based on USC&GS Benchmark WEB PAC - 1947 - R 1951; (Elevation = 14,054 feet).

¹ BTEX by EPA Method 8260.

² MTBE by EPA Method 8260.

³ Laboratory report indicates weathered gasoline C6-C12.

⁴ Laboratory report indicates chromatogram pattern C6-C12.

⁵ Laboratory report indicates gasoline C6-C12.

⁶ Laboratory report indicates sample was analyzed 03/28/00 but required reanalysis at a dilution. The dilution was analyzed outside of the EPA recommended holding time.

⁷ Detection limit raised. Refer to analytical reports.

⁸ Laboratory did not perform analysis for MTBE by EPA Method 8260 as requested on the Chain of Custody for 8020 MTBE hits.

⁹ MTBE by EPA Method 8260 was analyzed past the EPA recommended holding time.

¹⁰ Due to laboratory error, MW-6 was not analyzed within the EPA recommended holding time.

¹¹ Laboratory report indicates gasoline C6-C10.

¹² Laboratory report indicates discrete peak @ C5.

¹³ Laboratory report indicates discrete peak @ MTBE.

Table 2
Groundwater Analytical Results - Oxygenate Compounds
Former Tosco 76 Service Station #0843
1629 Webster Street
Alameda, California

WELL ID	DATE	ETHANOL (ppb)	TBA (ppb)	MTBE (ppb)	DIPE (ppb)	ETBE (ppb)	TAME (ppb)	1,2-DCA (ppb)	EDB (ppb)
MW-1	09/02/99	ND	ND	ND	ND	ND	ND	--	--
MW-2	09/02/99	ND ¹	ND ¹	3,720	ND ¹	ND ¹	ND ¹	--	--
	12/14/99	ND ¹	ND ¹	11,000	ND ¹	ND ¹	ND ¹	ND ¹	ND ¹
	03/14/00	ND ¹	1,300	8,700	ND ¹	ND ¹	ND ¹	ND ¹	ND ¹
	05/31/00	ND ¹	ND ¹	1,670	ND ¹	ND ¹	ND ¹	ND ¹	ND ¹
	08/29/00	ND	250	1,300	ND	ND	ND	ND	ND
	12/01/00	ND ¹	ND ¹	3,790	ND ¹	ND ¹	ND ¹	ND ¹	ND ¹
	03/17/01	ND ¹	ND ¹	433	14.8	ND ¹	ND ¹	ND ¹	ND ¹
	05/23/01	ND ¹	ND ¹	406	ND ¹	ND ¹	ND ¹	ND ¹	ND ¹
	09/24/01	<50,000	<5,000	480	<100	<100	<100	<100	<25
	12/10/01	<12,000	<500	270	<25	<25	<25	<25	<25
	03/11/02	<5,000	<1,000	150	<20	<20	<20	<20	<20
	06/07/02	<2,000	<1,000	200	<25	<25	<25	<25	<25
	09/03/02	<5,000	<1,000	460	<20	<20	<20	<20	<20
DESTROYED	(This well has been replaced, new well ID MW-2a)				--	--	--	--	--
MW-2a	12/12/02	<500	<100	400	<2.0	<2.0	<2.0	2.3	<2.0
	03/13/03	<500	<100	2.4	<2.0	<2.0	<2.0	<2.0	<2.0
MW-3	09/02/99	ND	ND	11.0	ND	ND	ND	--	--
	03/14/00	--	--	6.3	--	--	--	--	--
MW-4	09/02/99	ND	ND	27.0	ND	ND	ND	--	--
	12/14/99	--	--	270	--	--	--	--	--
	03/14/00	--	--	49	--	--	--	--	--
	08/29/00	--	--	3.2	--	--	--	--	--
	12/10/01	<7,100	<290	1,300	<14	<14	<14	<14	<14
	12/12/02	<500	<100	3.3	<2.0	<2.0	<2.0	<2.0	<2.0

Table 2
Groundwater Analytical Results - Oxygenate Compounds
 Former Tosco 76 Service Station #0843
 1629 Webster Street
 Alameda, California

WELL ID	DATE	ETHANOL (ppb)	TBA (ppb)	MTBE (ppb)	DIPE (ppb)	ETBE (ppb)	TAME (ppb)	1,2-DCA (ppb)	EDB (ppb)
MW-5	12/14/99	--	--	3.8	--	--	--	--	--
	12/12/02								
MW-6	12/14/99	--	--	18,000	--	--	--	--	--
	03/14/00	--	--	21,000 ²	--	--	--	--	--
	08/29/00	--	--	400	--	--	--	--	--
	03/17/01	ND ¹	ND ¹	11,500	ND ¹	ND ¹	ND ¹	219	ND ¹
	05/23/01 ³	--	--	--	--	--	--	--	--
	09/24/01 ⁴	<1,000	<100	190	<2.0	<2.0	<2.0	<2.0	<2.0
	12/10/01	<12,000	<500	2,400	<25	<25	<25	<25	<25
	03/11/02	<500	<100	120	<2.0	<2.0	<2.0	<2.0	<2.0
	12/12/02	<50,000	<10,000	6,200	<200	<200	<200	<200	<200
(S)	03/13/03	<25,000	<5,000	4,100	<100	<100	<100	<100	<100
(K)	03/13/03	--	--	5,100	--	--	--	--	--

Table 2
Groundwater Analytical Results - Oxygenate Compounds
Former Tosco 76 Service Station #0843
1629 Webster Street
Alameda, California

EXPLANATIONS:

TBA = Tertiary butyl alcohol
MTBE = Methyl tertiary butyl ether
DIPE = Di-isopropyl ether
ETBE = Ethyl tertiary butyl ether
TAME = Tertiary amyl methyl ether
1,2-DCA = 1,2-Dichloroethane
EDB = 1,2-Dibromoethane
(ppb) = Parts per billion
-- = Not Analyzed
ND = Not Detected
(S) = Sequoia Analytical
(K) = Kiff Analytical

ANALYTICAL METHOD:

EPA Method 8260 for Oxygenate Compounds

- ¹ Detection limit raised. Refer to analytical reports.
- ² Laboratory report indicates sample was analyzed 03/28/00 but required reanalysis at a dilution. The dilution was analyzed outside of the EPA recommended holding time.
- ³ Laboratory did not perform analysis for oxygenates as requested on the Chain of Custody, on all 8020 MTBE hits.
- ⁴ Laboratory report indicates sample was analyzed past the EPA recommended holding time.

STANDARD OPERATING PROCEDURE - GROUNDWATER SAMPLING

Gettler-Ryan Inc. field personnel adhere to the following procedures for the collection and handling of groundwater samples prior to analysis by the analytical laboratory. Prior to sample collection, the type of analysis to be performed is determined. Loss prevention of volatile compounds is controlled and sample preservation for subsequent analysis is maintained.

Prior to sampling, the presence or absence of free-phase hydrocarbons is determined using an interface probe. Product thickness, if present, is measured to the nearest 0.01 foot and is noted in the field notes. In addition, all depth to water level measurements are collected with a static water level indicator and are also recorded in the field notes, prior to purging and sampling any wells.

After water levels are collected and prior to sampling, temperature, pH and electrical conductivity are measured. If purging is to occur, each well is purged a minimum of three well casing volumes of water using pre-cleaned pumps (stack, suction, Grundfos), or disposable bailers. The measurements are taken a minimum of three times during the purging. Purging continues until these parameters stabilize.

Groundwater samples are collected using disposable bailers. The water samples are transferred from the bailer into appropriate containers. Pre-preserved containers, supplied by analytical laboratories, are used when possible. When pre-preserved containers are not available, the laboratory is instructed to preserve the sample as appropriate. Duplicate samples are collected for the laboratory to use in maintaining quality assurance/quality control standards. The samples are labeled to include the job number, sample identification, collection date and time, analysis, preservation (if any), and the sample collector's initials. The water samples are placed in a cooler, maintained at 4°C for transport to the laboratory. Once collected in the field, all samples are maintained under chain of custody until delivered to the laboratory.

The chain of custody document includes the job number, type of preservation, if any, analysis requested, sample identification, date and time collected, and the sample collector's name. The chain of custody is signed and dated (including time of transfer) by each person who receives or surrenders the samples, beginning with the field personnel and ending with the laboratory personnel.

A laboratory supplied trip blank accompanies each sampling set and is labeled as QA. For sampling sets greater than 20 samples, 5% trip blanks are included. The trip blank is analyzed for some or all of the same compounds as the groundwater samples.

As requested by Phillips 66 Company, the purge water and decontamination water generated during sampling activities is transported to Phillips 66 - San Francisco Refinery, located in Rodeo, California.



GETTLER - RYAN INC.

WELL MONITORING/SAMPLING FIELD DATA SHEET

Client/Facility #: ConocoPhillips#0843
 Site Address: 1629 Webster Street
 City: Alameda, CA

Job Number: 180203
 Event Date: 3-13-03 (inclusive)
 Sampler: Joc

Well ID: MW-1
 Well Diameter: 2 in.
 Total Depth: 20.02 ft.
 Depth to Water: 5.94 ft.

Date Monitored: 3-13-03 Well Condition: OK

Volume	3/4"= 0.02	1"= 0.04	2"= 0.17	3"= 0.36
Factor (VF)	4"= 0.66	5"= 1.02	6"= 1.50	12"= 5.80

xVF _____ = _____ x3 (case volume) = Estimated Purge Volume: _____ gal.

Purge Equipment:

Disposable Bailer _____
 Stainless Steel Bailer _____
 Stack Pump _____
 Suction Pump _____
 Grundfos _____
 Other: _____

Sampling Equipment:

Disposable Bailer _____
 Pressure Bailer _____
 Discrete Bailer _____
 Other: _____

Time Started: _____ (2400 hrs)
 Time Bailed: _____ (2400 hrs)
 Depth to Product: _____ ft
 Depth to Water: _____ ft
 Hydrocarbon Thickness: 0 ft
 Visual Confirmation/Description: _____
 Skimmer / Absorbant Sock (circle one)
 Amt Removed from Skimmer: _____ gal
 Amt Removed from Well: _____ gal
 Product Transferred to: _____

Start Time (purge): _____ Weather Conditions: _____
 Sample Time/Date: 1 Water Color: _____ Odor: _____
 Purging Flow Rate: _____ gpm. Sediment Description: _____
 Did well de-water? _____ If yes, Time: _____ Volume: _____ gal.

Time (2400 hr.)	Volume (gal.)	pH	Conductivity (umhos/cm)	Temperature (C/F)	D.O. (mg/L)	ORP (mV)
_____	_____	_____	_____	_____	_____	_____
_____	_____	_____	_____	_____	_____	_____
_____	_____	_____	_____	_____	_____	_____
_____	_____	_____	_____	_____	_____	_____

LABORATORY INFORMATION

SAMPLE ID	(#) CONTAINER	REFRIG.	PRESERV. TYPE	LABORATORY	ANALYSES
	x vna vial	YES	HCL	SEQUOIA	TPH-G(8015)/BTEX/MTBE(8021)

COMMENTS: M. only

Add/Replaced Lock: _____ Add/Replaced Plug: _____ Size: _____



GETTLER-RYAN INC.

WELL MONITORING/SAMPLING FIELD DATA SHEET

Client/Facility #: ConocoPhillips#0843 Job Number: 180203
 Site Address: 1629 Webster Street Event Date: 3-13-03 (inclusive)
 City: Alameda, CA Sampler: Joe

Well ID: MW-2A Date Monitored: 3-13-03 Well Condition: O.K.
 Well Diameter: 2 in.
 Total Depth: 10.55 ft.
 Depth to Water: 5.85 ft.
4.70 xVF 0.17 = 0.80 x3 (case volume) = Estimated Purge Volume: 2.5 gal.

Volume	3/4"= 0.02	1"= 0.04	2"= 0.17	3"= 0.38
Factor (VF)	4"= 0.66	5"= 1.02	6"= 1.50	12"= 5.80

Purge Equipment:
 Disposable Bailer
 Stainless Steel Bailer _____
 Stack Pump _____
 Suction Pump _____
 Grundfos _____
 Other: _____

Sampling Equipment:
 Disposable Bailer
 Pressure Bailer _____
 Discrete Bailer _____
 Other: _____

Time Started: _____ (2400 hrs)
 Time Bailed: _____ (2400 hrs)
 Depth to Product: _____ ft
 Depth to Water: _____ ft
 Hydrocarbon Thickness: 0.5 ft
 Visual Confirmation/Description: _____
 Skimmer / Absorbent Sock (circle one)
 Amt Removed from Skimmer: _____ gal
 Amt Removed from Well: _____ gal
 Product Transferred to: _____

Start Time (purge): 0830 Weather Conditions: cloudy overcast
 Sample Time/Date: 0852 13-13-03 Water Color: clear Odor: no odor
 Purging Flow Rate: 0.5 gpm. Sediment Description: _____
 Did well de-water? _____ If yes, Time: _____ Volume: _____ gal.

Time (2400 hr.)	Volume (gal.)	pH	Conductivity (u mhos/cm) ¹⁰⁰	Temperature (C/F)	D.O. (mg/L)	ORP (mV)
<u>0837</u>	<u>0.5</u>	<u>7.12</u>	<u>3.68</u>	<u>61.6</u>	_____	_____
<u>0840</u>	<u>1.5</u>	<u>7.10</u>	<u>3.74</u>	<u>61.7</u>	_____	_____
<u>0842</u>	<u>2.5</u>	<u>7.05</u>	<u>3.75</u>	<u>61.3</u>	_____	_____
_____	_____	_____	_____	_____	_____	_____

LABORATORY INFORMATION

SAMPLE ID	(#) CONTAINER	REFRIG.	PRESERV. TYPE	LABORATORY	ANALYSES
<u>MW-2A</u>	<u>5</u> x vov vial	<u>YES</u>	<u>HCL</u>	<u>SEQUOIA</u>	<u>TPH-G(8015)/BTEX/MTBE(8021)</u> <u>8 Oxy's (8260)</u>
_____	_____	_____	_____	_____	_____
_____	_____	_____	_____	_____	_____

COMMENTS: _____

 Add/Replaced Lock: _____ Add/Replaced Plug: _____ Size: _____



GETTLER - RYAN INC.

WELL MONITORING/SAMPLING FIELD DATA SHEET

Client/Facility #: ConocoPhillips#0843
 Site Address: 1629 Webster Street
 City: Alameda, CA

Job Number: 180203
 Event Date: 3-13-03 (inclusive)
 Sampler: Joc

Well ID: MW-3
 Well Diameter: 2 in.
 Total Depth: 19.90 ft.
 Depth to Water: 5.37 ft.

Date Monitored: 3-13-03 Well Condition: O.K.

Volume	3/4"= 0.02	1"= 0.04	2"= 0.17	3"= 0.38
Factor (VF)	4"= 0.66	5"= 1.02	6"= 1.50	12"= 5.80

 xVF = x3 (case volume) = Estimated Purge Volume: gal.

Purge Equipment:

Disposable Bailer _____
 Stainless Steel Bailer _____
 Stack Pump _____
 Suction Pump _____
 Grundfos _____
 Other: _____

Sampling Equipment:

Disposable Bailer _____
 Pressure Bailer _____
 Discrete Bailer _____
 Other: _____

Time Started: _____ (2400 hrs)
 Time Bailed: _____ (2400 hrs)
 Depth to Product: _____ ft
 Depth to Water: _____ ft
 Hydrocarbon Thickness: 0 ft
 Visual Confirmation/Description: _____
 Skimmer / Absorbant Sock (circle one)
 Amt Removed from Skimmer: _____ gal
 Amt Removed from Well: _____ gal
 Product Transferred to: _____

Start Time (purge): _____ Weather Conditions: _____
 Sample Time/Date: 1 Water Color: _____ Odor: _____
 Purging Flow Rate: gpm. Sediment Description: _____
 Did well de-water? _____ If yes, Time: _____ Volume: _____ gal.

Time (2400 hr.)	Volume (gal.)	pH	Conductivity (µmhos/cm)	Temperature (C/F)	D.O. (mg/L)	ORP (mV)
_____	_____	_____	_____	_____	_____	_____
_____	_____	_____	_____	_____	_____	_____
_____	_____	_____	_____	_____	_____	_____
_____	_____	_____	_____	_____	_____	_____
_____	_____	_____	_____	_____	_____	_____

LABORATORY INFORMATION

SAMPLE ID	(#) CONTAINER	REFRIG.	PRESERV. TYPE	LABORATORY	ANALYSES
	x voa vial	YES	HCL	SEQUOIA	TPH-G(8015)/BTEX/MTBE(8021)

COMMENTS: M. only

Add/Replaced Lock: _____ Add/Replaced Plug: _____ Size: _____



GETTLER-RYAN INC.

WELL MONITORING/SAMPLING FIELD DATA SHEET

Client/Facility #: ConocoPhillips#0843 Job Number: 180203
 Site Address: 1629 Webster Street Event Date: 3-13-03 (inclusive)
 City: Alameda, CA Sampler: Joe

Well ID: MW-4 Date Monitored: 3.13-03 Well Condition: OK
 Well Diameter: 2 in.
 Total Depth: 19.75 ft.
 Depth to Water: 5.42 ft.
14.33 xVF 0.17 = 2.44 x3 (case volume) = Estimated Purge Volume: 7.5 gal.

Volume	3/4"= 0.02	1"= 0.04	2"= 0.17	3"= 0.38
Factor (VF)	4"= 0.66	5"= 1.02	6"= 1.50	12"= 5.80

Purge Equipment:
 Disposable Bailer
 Stainless Steel Bailer _____
 Stack Pump _____
 Suction Pump
 Grundfos _____
 Other: _____

Sampling Equipment:
 Disposable Bailer
 Pressure Bailer _____
 Discrete Bailer _____
 Other: _____

Time Started: _____ (2400 hrs)
 Time Bailed: _____ (2400 hrs)
 Depth to Product: _____ ft
 Depth to Water: _____ ft
 Hydrocarbon Thickness: 0 ft
 Visual Confirmation/Description: _____
 Skimmer / Absorbant Sock (circle one)
 Amt Removed from Skimmer: _____ gal
 Amt Removed from Well: _____ gal
 Product Transferred to: _____

Start Time (purge): 0712 Weather Conditions: Overcast
 Sample Time/Date: 0735 13-13-03 Water Color: clear Odor: none
 Purging Flow Rate: 1 gpm. Sediment Description: _____
 Did well de-water? _____ If yes, Time: _____ Volume: _____ gal.

Time (2400 hr.)	Volume (gal.)	pH	Conductivity (u mhos/cm)	Temperature (C/F)	D.O. (mg/L)	ORP (mV)
<u>0723</u>	<u>2.5</u>	<u>7.85</u>	<u>8.38</u>	<u>69.5</u>	_____	_____
<u>0725</u>	<u>5</u>	<u>7.63</u>	<u>8.42</u>	<u>71.2</u>	_____	_____
<u>0727</u>	<u>7.5</u>	<u>7.55</u>	<u>8.26</u>	<u>71.5</u>	_____	_____
_____	_____	_____	_____	_____	_____	_____

LABORATORY INFORMATION

SAMPLE ID	(#) CONTAINER	REFRIG.	PRESERV. TYPE	LABORATORY	ANALYSES
<u>MW-4</u>	<u>3</u> x vial	<u>YES</u>	<u>HCL</u>	<u>SEQUOIA</u>	<u>TPH-G(8015)/BTEX/MTBE(8021)</u>
_____	_____	_____	_____	_____	_____
_____	_____	_____	_____	_____	_____
_____	_____	_____	_____	_____	_____

COMMENTS: _____

Add/Replaced Lock: _____ Add/Replaced Plug: _____ Size: _____



GETTLER-RYAN INC.

WELL MONITORING/SAMPLING FIELD DATA SHEET

Client/Facility #: ConocoPhillips#0843 Job Number: 180203
 Site Address: 1629 Webster Street Event Date: 3-13-03 (inclusive)
 City: Alameda, CA Sampler: Sec

Well ID: MW-5 Date Monitored: 3-13-03 Well Condition: OK
 Well Diameter: 2 in.
 Total Depth: 20.25 ft.
 Depth to Water: 5.12 ft.
15.13 x VF 0.17 = 2.57 x3 (case volume) = Estimated Purge Volume: 2 gal.

Volume	3/4"= 0.02	1"= 0.04	2"= 0.17	3"= 0.38
Factor (VF)	4"= 0.66	5"= 1.02	6"= 1.50	12"= 5.80

Purge Equipment:
 Disposable Bailer _____
 Stainless Steel Bailer _____
 Stack Pump _____
 Suction Pump ✓
 Grundfos _____
 Other: _____

Sampling Equipment:
 Disposable Bailer ✓
 Pressure Bailer _____
 Discrete Bailer _____
 Other: _____

Time Started: _____ (2400 hrs)
 Time Bailed: _____ (2400 hrs)
 Depth to Product: _____ ft.
 Depth to Water: _____ ft.
 Hydrocarbon Thickness: 0 ft.
 Visual Confirmation/Description: _____
 Skimmer / Absorbant Sock (circle one)
 Amt Removed from Skimmer: _____ gal
 Amt Removed from Well: _____ gal
 Product Transferred to: _____

Start Time (purge): 0630 Weather Conditions: Overcast
 Sample Time/Date: 0700 3-13-03 Water Color: clear Odor: none
 Purging Flow Rate: 1 gpm. Sediment Description: _____
 Did well de-water? _____ If yes, Time: _____ Volume: _____ gal.

Time (2400 hr.)	Volume (gal.)	pH	Conductivity (umhos/cm) ¹⁰⁰	Temperature (°C)	D.O. (mg/L)	ORP (mV)
<u>0638</u>	<u>3</u>	<u>8.05</u>	<u>10.36</u>	<u>72.2</u>	_____	_____
<u>0641</u>	<u>5</u>	<u>7.38</u>	<u>9.42</u>	<u>71.5</u>	_____	_____
<u>0644</u>	<u>8</u>	<u>7.48</u>	<u>9.30</u>	<u>70.9</u>	_____	_____
_____	_____	_____	_____	_____	_____	_____

LABORATORY INFORMATION

SAMPLE ID	(#) CONTAINER	REFRIG.	PRESERV. TYPE	LABORATORY	ANALYSES
<u>MW-5</u>	<u>3</u> x vva vial	<u>YES</u>	<u>HCL</u>	<u>SEQUOIA</u>	<u>TPH-G(8015)/BTEX/MTBE(8021)</u>
_____	_____	_____	_____	_____	_____
_____	_____	_____	_____	_____	_____
_____	_____	_____	_____	_____	_____

COMMENTS: _____

Add/Replaced Lock: _____ Add/Replaced Plug: _____ Size: _____



GETTLER-RYAN INC.

WELL MONITORING/SAMPLING FIELD DATA SHEET

Client/Facility #: ConocoPhillips#0843 Job Number: 180203
 Site Address: 1629 Webster Street Event Date: 3-13-03 (inclusive)
 City: Alameda, CA Sampler: Joc

Well ID: MW-6 Date Monitored: 3-13-03 Well Condition: OK
 Well Diameter: 2 in.
 Total Depth: 20.15 ft.
 Depth to Water: 5.20 ft.
 $14.95 \times VF \ 0.17 = 2.54 \times 3 \text{ (case volume)} = \text{Estimated Purge Volume: } 8 \text{ gal.}$

Volume	3/4"= 0.02	1"= 0.04	2"= 0.17	3"= 0.38
Factor (VF)	4"= 0.66	5"= 1.02	6"= 1.50	12"= 5.80

Purge Equipment:
 Disposable Bailer _____
 Stainless Steel Bailer _____
 Stack Pump _____
 Suction Pump _____
 Grundfos _____
 Other: _____

Sampling Equipment:
 Disposable Bailer _____
 Pressure Bailer _____
 Discrete Bailer _____
 Other: _____

Time Started: _____ (2400 hrs)
 Time Bailed: _____ (2400 hrs)
 Depth to Product: _____ ft
 Depth to Water: _____ ft
 Hydrocarbon Thickness: 0 ft
 Visual Confirmation/Description: _____
 Skimmer / Absorbent Sock (circle one)
 Amt Removed from Skimmer: _____ gal
 Amt Removed from Well: _____ gal
 Product Transferred to: _____

Start Time (purge): 0745 Weather Conditions: Overcast
 Sample Time/Date: 0813 | 3-13-03 Water Color: clear Odor: Some
 Purging Flow Rate: 1 gpm. Sediment Description: _____
 Did well de-water? _____ If yes, Time: _____ Volume: _____ gal.

Time (2400 hr.)	Volume (gal.)	pH	Conductivity (u ^m hos/cm)	Temperature (°C)	D.O. (mg/L)	ORP (mV)
<u>0802</u>	<u>5</u>	<u>7.30</u>	<u>456</u>	<u>73.1</u>	_____	_____
<u>0804</u>	<u>5</u>	<u>7.28</u>	<u>5.10</u>	<u>73.0</u>	_____	_____
<u>0806</u>	<u>8</u>	<u>7.21</u>	<u>5.18</u>	<u>73.0</u>	_____	_____
_____	_____	_____	_____	_____	_____	_____

LABORATORY INFORMATION

SAMPLE ID	(#) CONTAINER	REFRIG.	PRESERV. TYPE	LABORATORY	ANALYSES
<u>MW-6</u>	<u>3</u> x vov vial	<u>YES</u>	<u>HCL</u>	<u>SEQUOIA</u>	<u>TPH-G(8015)/BTX/MTBE(8021)</u>
_____	_____	_____	_____	_____	_____
_____	_____	_____	_____	_____	_____
_____	_____	_____	_____	_____	_____

COMMENTS: Duplicate sample (MTBE only) to Kiff Lab.

Add/Replaced Lock: _____ Add/Replaced Plug: _____ Size: _____

Gettler-Ryan Inc., Chain-of-Custody

Tosco Corp./
Phillips 66 Co.
2000 Crow Canyon Place
Suite 400
San Ramon, CA 94583

Facility Number #0843
Facility Address 1629 WEBSTER STREET, ALAMEDA, CA
Global ID 70600102283 Project 180203.80
Client Contact MR. DAVID B. DEWITT
Phone (925) 277-2384

Laboratory Name SEQUOIA
Consultant GETTLER-RYAN, INC. DEANNA L. HARDING
Address 6747 SIERRA CT., SUITE J, DUBLIN CA 94568
Phone (925) 551-7555 Fax (925) 551-7889
Samples Collected by JOE ATEMIAN

SAMPLE ID	Number of Containers Metric	S = Soil W = Water A = Air C = Charcoal	Sample Preservation	Date/Time (2400 Hrs)	TPH-GAS/BTEX/MTBE EPA 8015/8021B	TPH-DIESEL EPA 8015	TPH-DIESEL w/Slitex gel EPA 8015	TPH-GAS EPA 8015	TPH-GAS/BTEX/MTBE EPA 8280	OXYGENATES EPA 8260	METHANOL EPA 8015	TOTAL OIL & GREASE EPA 3520	METALS Cd, Cr, Pb, Zn, Ni	NITRATE/SULFATE/ALKALINITY EPA 300 SERIES	HWCS (8010) EPA 8021B	VOC'S (8240) EPA 8280	SWCS EPA 8270	Remarks	
QA 2a	1	W	NCL	3-13-03	✓													Run 8 Oxy's by 8260 on all 8021 MTBE hits.	
MW-2A	5	"	"	0852	✓					✓									
MW-4	3	"	"	0735	✓														
MW-5	3	"	"	0700	✓														
MW-6	3	"	"	0813	✓														
<p><i>Amend CDC: MW-2A should read MW-2a on report.</i></p> <p><i>Thank you, Cassy 3/14/03</i></p>																			

S303387-01

02
03
04
05

- OXYGENATES 8260**
- 1 - MTBE
 - 2 - TBA
 - 3 - TAME
 - 4 - DIPE
 - 5 - ETBE
 - 6 - 1,2-DCA
 - 7 - EDB
 - 8 - ETHANOL

Relinquished By (Signature) <i>[Signature]</i>	Organization G-R	Date/Time 3-13-03	Received By (Signature) <i>[Signature]</i>	Organization G-R	Date/Time 3/13/03	iced <input checked="" type="checkbox"/> Y/N
Relinquished By (Signature) <i>[Signature]</i>	Organization G-R	Date/Time 3/14/03	Received By (Signature) <i>[Signature]</i>	Organization SEQ	Date/Time 3/14/03	iced <input type="checkbox"/> Y/N
Relinquished By (Signature)	Organization	Date/Time	Received For Laboratory By (Signature)		Date/Time	iced <input type="checkbox"/> Y/N

- Turn Around Time (Circle Choice)**
- 24 Hrs.
 - 48 Hrs.
 - 72 Hrs.
 - 5 Days
 - 10 Days
 - As Contracted

FILE NAME: P:\ENVIRO\K-CHAMUSCOPY\STD-COC.DWG | Layout Tab: Needs

Mar-24-03 11:15am From-Gettler-Ryan Inc
 4925 551 7906 T-915 P.002/002 T-931



31 March, 2003

Deanna L. Harding
Gettler-Ryan - Dublin
6747 Sierra Court, Ste. J
Dublin, CA 94568

RE: Tosco 0843, Alameda, CA
Sequoia Work Order: S303387

Enclosed are the results of analyses for samples received by the laboratory on 03/14/03 14:30. If you have any questions concerning this report, please feel free to contact me.

Sincerely,

Ron Chew
Client Services Representative

CA ELAP Certificate #1624

Gettler-Ryan - Dublin 6747 Sierra Court, Ste. J Dublin CA, 94568	Project: Tosco 0843, Alameda, CA Project Number: N/A Project Manager: Deanna L. Harding	S303387 Reported: 03/31/03 10:49
--	---	---

ANALYTICAL REPORT FOR SAMPLES

Sample ID	Laboratory ID	Matrix	Date Sampled	Date Received
QA	S303387-01	Water	03/13/03 00:00	03/14/03 14:30
MW-2a	S303387-02	Water	03/13/03 08:52	03/14/03 14:30
MW-4	S303387-03	Water	03/13/03 07:35	03/14/03 14:30
MW-5	S303387-04	Water	03/13/03 07:00	03/14/03 14:30
MW-6	S303387-05	Water	03/13/03 08:13	03/14/03 14:30

Gettler-Ryan - Dublin
 6747 Sierra Court, Ste. J
 Dublin CA, 94568

 Project: Tosco 0843, Alameda, CA
 Project Number: N/A
 Project Manager: Deanna L. Harding

 S303387
 Reported:
 03/31/03 10:49

Gasoline (2-Methylpentane to 1,2,4-Trimethylbenzene) and BTEX by EPA 8015M and 8021B
Sequoia Analytical - Sacramento

Analyte	Result	Reporting Limit	Units	Dilution	Batch	Prepared	Analyzed	Method	Notes
QA (S303387-01) Water Sampled: 03/13/03 00:00 Received: 03/14/03 14:30									
Purgeable Hydrocarbons	ND	50	ug/l	1	3030325	03/20/03	03/21/03	EPA 8015/8021	
Benzene	ND	0.50	"	"	"	"	"	"	
Toluene	ND	0.50	"	"	"	"	"	"	
Ethylbenzene	ND	0.50	"	"	"	"	"	"	
Xylenes (total)	ND	0.50	"	"	"	"	"	"	
Methyl tert-butyl ether	ND	2.0	"	"	"	"	"	"	
<i>Surrogate: a,a,a-Trifluorotoluene</i>		82 %	60-140		"	"	"	"	
MW-2a (S303387-02) Water Sampled: 03/13/03 08:52 Received: 03/14/03 14:30									
Purgeable Hydrocarbons	ND	50	ug/l	1	3030325	03/21/03	03/22/03	EPA 8015/8021	
Benzene	ND	0.50	"	"	"	"	"	"	
Toluene	ND	0.50	"	"	"	"	"	"	
Ethylbenzene	ND	0.50	"	"	"	"	"	"	
Xylenes (total)	1.8	0.50	"	"	"	"	"	"	
Methyl tert-butyl ether	2.4	2.0	"	"	"	"	"	"	
<i>Surrogate: a,a,a-Trifluorotoluene</i>		77 %	60-140		"	"	"	"	
MW-4 (S303387-03) Water Sampled: 03/13/03 07:35 Received: 03/14/03 14:30									
Purgeable Hydrocarbons	ND	50	ug/l	1	3030325	03/20/03	03/21/03	EPA 8015/8021	
Benzene	ND	0.50	"	"	"	"	"	"	
Toluene	ND	0.50	"	"	"	"	"	"	
Ethylbenzene	ND	0.50	"	"	"	"	"	"	
Xylenes (total)	ND	0.50	"	"	"	"	"	"	
Methyl tert-butyl ether	ND	2.0	"	"	"	"	"	"	
<i>Surrogate: a,a,a-Trifluorotoluene</i>		80 %	60-140		"	"	"	"	

Gettler-Ryan - Dublin
 6747 Sierra Court, Ste. J
 Dublin CA, 94568

 Project: Tosco 0843, Alameda, CA
 Project Number: N/A
 Project Manager: Deanna L. Harding

 S303387
 Reported:
 03/31/03 10:49

Gasoline (2-Methylpentane to 1,2,4-Trimethylbenzene) and BTEX by EPA 8015M and 8021B
Sequoia Analytical - Sacramento

Analyte	Result	Reporting Limit	Units	Dilution	Batch	Prepared	Analyzed	Method	Notes
MW-5 (S303387-04) Water Sampled: 03/13/03 07:00 Received: 03/14/03 14:30									
Purgeable Hydrocarbons	ND	50	ug/l	1	3030325	03/21/03	03/22/03	EPA 8015/8021	
Benzene	ND	0.50	"	"	"	"	"	"	
Toluene	0.54	0.50	"	"	"	"	"	"	
Ethylbenzene	ND	0.50	"	"	"	"	"	"	
Xylenes (total)	ND	0.50	"	"	"	"	"	"	
Methyl tert-butyl ether	ND	2.0	"	"	"	"	"	"	
<i>Surrogate: a,a,a-Trifluorotoluene</i>		81 %	60-140		"	"	"	"	
MW-6 (S303387-05) Water Sampled: 03/13/03 08:13 Received: 03/14/03 14:30									
Purgeable Hydrocarbons	1600	500	ug/l	10	3030325	03/20/03	03/24/03	EPA 8015/8021	HC-19
Benzene	ND	5.0	"	"	"	"	"	"	
Toluene	ND	5.0	"	"	"	"	"	"	
Ethylbenzene	ND	5.0	"	"	"	"	"	"	
Xylenes (total)	ND	5.0	"	"	"	"	"	"	
Methyl tert-butyl ether	4900	1000	"	500	"	"	03/21/03	"	
<i>Surrogate: a,a,a-Trifluorotoluene</i>		80 %	60-140		"	"	03/24/03	"	

Gettler-Ryan - Dublin
 6747 Sierra Court, Ste. J
 Dublin CA, 94568

 Project: Tosco 0843, Alameda, CA
 Project Number: N/A
 Project Manager: Deanna L. Harding

 S303387
 Reported:
 03/31/03 10:49

Volatile Organic Compounds by EPA Method 8260B

Sequoia Analytical - Sacramento

Analyte	Result	Reporting Limit	Units	Dilution	Batch	Prepared	Analyzed	Method	Notes
MW-2a (S303387-02) Water Sampled: 03/13/03 08:52 Received: 03/14/03 14:30									
Tert-butyl alcohol	ND	100	ug/l	1	3030372	03/25/03	03/25/03	EPA 8260B	
Methyl tert-butyl ether	2.4	2.0	"	"	"	"	"	"	"
Di-isopropyl ether	ND	2.0	"	"	"	"	"	"	
Ethyl tert-butyl ether	ND	2.0	"	"	"	"	"	"	
Tert-amyl methyl ether	ND	2.0	"	"	"	"	"	"	
Ethanol	ND	500	"	"	"	"	"	"	
1,2-Dichloroethane	ND	2.0	"	"	"	"	"	"	
1,2-Dibromoethane (EDB)	ND	2.0	"	"	"	"	"	"	
<i>Surrogate: 1,2-DCA-d4</i>		108 %		60-140	"	"	"	"	
MW-6 (S303387-05) Water Sampled: 03/13/03 08:13 Received: 03/14/03 14:30									
Tert-butyl alcohol	ND	5000	ug/l	50	3030414	03/26/03	03/26/03	EPA 8260B	
Methyl tert-butyl ether	4100	100	"	"	"	"	"	"	
Di-isopropyl ether	ND	100	"	"	"	"	"	"	
Ethyl tert-butyl ether	ND	100	"	"	"	"	"	"	
Tert-amyl methyl ether	ND	100	"	"	"	"	"	"	
Ethanol	ND	25000	"	"	"	"	"	"	
1,2-Dichloroethane	ND	100	"	"	"	"	"	"	
1,2-Dibromoethane (EDB)	ND	100	"	"	"	"	"	"	
<i>Surrogate: 1,2-DCA-d4</i>		124 %		60-140	"	"	"	"	

Gettler-Ryan - Dublin
 6747 Sierra Court, Ste. J
 Dublin CA, 94568

 Project: Tosco 0843, Alameda, CA
 Project Number: N/A
 Project Manager: Deanna L. Harding

 S303387
 Reported:
 03/31/03 10:49

Gasoline (2-Methylpentane to 1,2,4-Trimethylbenzene) and BTEX by EPA 8015M and 8021B - Quality Contr
Sequoia Analytical - Sacramento

Analyte	Result	Reporting Limit	Units	Spike Level	Source Result	%REC	%REC Limits	RPD	RPD Limit	Notes
---------	--------	-----------------	-------	-------------	---------------	------	-------------	-----	-----------	-------

Batch 3030325 - EPA 5030B (P/T)
Blank (3030325-BLK1)

Prepared & Analyzed: 03/20/03

Purgeable Hydrocarbons	ND	50	ug/l							
Benzene	ND	0.50	"							
Toluene	ND	0.50	"							
Ethylbenzene	ND	0.50	"							
Xylenes (total)	ND	0.50	"							
Methyl tert-butyl ether	ND	2.0	"							

Surrogate: <i>a,a,a</i> -Trifluorotoluene	8.61		"	10.0		86	60-140			
---	------	--	---	------	--	----	--------	--	--	--

Blank (3030325-BLK2)

Prepared: 03/21/03 Analyzed: 03/22/03

Purgeable Hydrocarbons	ND	50	ug/l							
Benzene	ND	0.50	"							
Toluene	ND	0.50	"							
Ethylbenzene	ND	0.50	"							
Xylenes (total)	ND	0.50	"							
Methyl tert-butyl ether	ND	2.0	"							

Surrogate: <i>a,a,a</i> -Trifluorotoluene	8.32		"	10.0		83	60-140			
---	------	--	---	------	--	----	--------	--	--	--

Blank (3030325-BLK3)

Prepared & Analyzed: 03/24/03

Purgeable Hydrocarbons	ND	50	ug/l							
Benzene	ND	0.50	"							
Toluene	ND	0.50	"							
Ethylbenzene	ND	0.50	"							
Xylenes (total)	ND	0.50	"							
Methyl tert-butyl ether	ND	2.0	"							

Surrogate: <i>a,a,a</i> -Trifluorotoluene	8.57		"	10.0		86	60-140			
---	------	--	---	------	--	----	--------	--	--	--

Laboratory Control Sample (3030325-BS1)

Prepared & Analyzed: 03/20/03

Benzene	9.14	0.50	ug/l	10.0		91	70-130			
Toluene	9.11	0.50	"	10.0		91	70-130			
Ethylbenzene	8.90	0.50	"	10.0		89	70-130			
Xylenes (total)	28.1	0.50	"	30.0		94	70-130			
Methyl tert-butyl ether	10.2	2.0	"	10.0		102	70-130			

Sequoia Analytical - Sacramento

The results in this report apply to the samples analyzed in accordance with the chain of custody document. Unless otherwise stated, results are reported on a wet weight basis. This analytical report must be reproduced in its entirety.

Gettler-Ryan - Dublin
 6747 Sierra Court, Ste. J
 Dublin CA, 94568

 Project: Tosco 0843, Alameda, CA
 Project Number: N/A
 Project Manager: Deanna L. Harding

 S303387
 Reported:
 03/31/03 10:49

Gasoline (2-Methylpentane to 1,2,4-Trimethylbenzene) and BTEX by EPA 8015M and 8021B - Quality Contr
Sequoia Analytical - Sacramento

Analyte	Result	Reporting Limit	Units	Spike Level	Source Result	%REC	%REC Limits	RPD	RPD Limit	Notes
---------	--------	-----------------	-------	-------------	---------------	------	-------------	-----	-----------	-------

Batch 3030325 - EPA 5030B (P/T)
Laboratory Control Sample (3030325-BS1)

Prepared & Analyzed: 03/20/03

<i>Surrogate: a,a,a-Trifluorotoluene</i>	9.16		ug/l	10.0		92	60-140			
--	------	--	------	------	--	----	--------	--	--	--

Laboratory Control Sample (3030325-BS2)

Prepared: 03/21/03 Analyzed: 03/22/03

Benzene	9.10	0.50	ug/l	10.0		91	70-130			
Toluene	9.02	0.50	"	10.0		90	70-130			
Ethylbenzene	8.98	0.50	"	10.0		90	70-130			
Xylenes (total)	28.0	0.50	"	30.0		93	70-130			
Methyl tert-butyl ether	9.74	2.0	"	10.0		97	70-130			

<i>Surrogate: a,a,a-Trifluorotoluene</i>	9.06		"	10.0		91	60-140			
--	------	--	---	------	--	----	--------	--	--	--

Laboratory Control Sample (3030325-BS3)

Prepared & Analyzed: 03/24/03

Benzene	8.93	0.50	ug/l	10.0		89	70-130			
Toluene	8.87	0.50	"	10.0		89	70-130			
Ethylbenzene	8.81	0.50	"	10.0		88	70-130			
Xylenes (total)	27.7	0.50	"	30.0		92	70-130			
Methyl tert-butyl ether	9.38	2.0	"	10.0		94	70-130			

<i>Surrogate: a,a,a-Trifluorotoluene</i>	9.09		"	10.0		91	60-140			
--	------	--	---	------	--	----	--------	--	--	--

Matrix Spike (3030325-MS1)

Source: S303368-02

Prepared & Analyzed: 03/21/03

Benzene	8.51	0.50	ug/l	10.0	ND	85	60-140			
Toluene	8.89	0.50	"	10.0	ND	89	60-140			
Ethylbenzene	8.49	0.50	"	10.0	ND	85	60-140			
Xylenes (total)	26.9	0.50	"	30.0	ND	90	60-140			
Methyl tert-butyl ether	9.41	2.0	"	10.0	ND	94	60-140			

<i>Surrogate: a,a,a-Trifluorotoluene</i>	9.02		"	10.0		90	60-140			
--	------	--	---	------	--	----	--------	--	--	--

Matrix Spike Dup (3030325-MSD1)

Source: S303368-02

Prepared & Analyzed: 03/21/03

Benzene	9.26	0.50	ug/l	10.0	ND	93	60-140	8	25	
Toluene	9.08	0.50	"	10.0	ND	91	60-140	2	25	
Ethylbenzene	8.99	0.50	"	10.0	ND	90	60-140	6	25	
Xylenes (total)	28.3	0.50	"	30.0	ND	94	60-140	5	25	

Sequoia Analytical - Sacramento

The results in this report apply to the samples analyzed in accordance with the chain of custody document. Unless otherwise stated, results are reported on a wet weight basis. This analytical report must be reproduced in its entirety.

Gettler-Ryan - Dublin 6747 Sierra Court, Ste. J Dublin CA, 94568	Project: Tosco 0843, Alameda, CA Project Number: N/A Project Manager: Deanna L. Harding	S303387 Reported: 03/31/03 10:49
--	---	--

**Gasoline (2-Methylpentane to 1,2,4-Trimethylbenzene) and BTEX by EPA 8015M and 8021B - Quality Contr
Sequoia Analytical - Sacramento**

Analyte	Result	Reporting Limit	Units	Spike Level	Source Result	%REC	%REC Limits	RPD	RPD Limit	Notes
Batch 3030325 - EPA 5030B (P/T)										
Matrix Spike Dup (3030325-MSD1)										
		Source: S303368-02			Prepared & Analyzed: 03/21/03					
Methyl tert-butyl ether	10.0	2.0	ug/l	10.0	ND	100	60-140	6	25	
Surrogate: a,a,a-Trifluorotoluene	9.21		"	10.0		92	60-140			

Gettler-Ryan - Dublin
 6747 Sierra Court, Ste. J
 Dublin CA, 94568

 Project: Tosco 0843, Alameda, CA
 Project Number: N/A
 Project Manager: Deanna L. Harding

 S303387
 Reported:
 03/31/03 10:49

Volatile Organic Compounds by EPA Method 8260B - Quality Control Sequoia Analytical - Sacramento

Analyte	Result	Reporting Limit	Units	Spike Level	Source Result	%REC	%REC Limits	RPD	RPD Limit	Notes
Batch 3030372 - EPA 5030B [P/T]										
Blank (3030372-BLK1) Prepared & Analyzed: 03/24/03										
Tert-butyl alcohol	ND	100	ug/l							
Methyl tert-butyl ether	ND	2.0	"							
Di-isopropyl ether	ND	2.0	"							
Ethyl tert-butyl ether	ND	2.0	"							
Tert-amyl methyl ether	ND	2.0	"							
Ethanol	ND	500	"							
1,2-Dichloroethane	ND	2.0	"							
1,2-Dibromoethane (EDB)	ND	2.0	"							
<i>Surrogate: 1,2-DCA-d4</i>	30.0		"	25.0		120	60-140			
Blank (3030372-BLK2) Prepared & Analyzed: 03/25/03										
Tert-butyl alcohol	ND	100	ug/l							
Methyl tert-butyl ether	ND	2.0	"							
Di-isopropyl ether	ND	2.0	"							
Ethyl tert-butyl ether	ND	2.0	"							
Tert-amyl methyl ether	ND	2.0	"							
Ethanol	ND	500	"							
1,2-Dichloroethane	ND	2.0	"							
1,2-Dibromoethane (EDB)	ND	2.0	"							
<i>Surrogate: 1,2-DCA-d4</i>	25.4		"	25.0		102	60-140			
Laboratory Control Sample (3030372-BS1) Prepared & Analyzed: 03/24/03										
Methyl tert-butyl ether	21.6	2.0	ug/l	22.4		96	60-140			
<i>Surrogate: 1,2-DCA-d4</i>	29.6		"	25.0		118	60-140			
Laboratory Control Sample (3030372-BS2) Prepared & Analyzed: 03/25/03										
Methyl tert-butyl ether	19.0	2.0	ug/l	22.4		85	60-140			
<i>Surrogate: 1,2-DCA-d4</i>	25.9		"	25.0		104	60-140			

Gettler-Ryan - Dublin
 6747 Sierra Court, Ste. J
 Dublin CA, 94568

 Project: Tosco 0843, Alameda, CA
 Project Number: N/A
 Project Manager: Deanna L. Harding

 S303387
 Reported:
 03/31/03 10:49

Volatile Organic Compounds by EPA Method 8260B - Quality Control Sequoia Analytical - Sacramento

Analyte	Result	Reporting Limit	Units	Spike Level	Source Result	%REC	%REC Limits	RPD	RPD Limit	Notes
---------	--------	-----------------	-------	-------------	---------------	------	-------------	-----	-----------	-------

Batch 3030372 - EPA 5030B [P/T]
Matrix Spike (3030372-MS1) **Source: S303447-06** **Prepared: 03/24/03** **Analyzed: 03/25/03**

Methyl tert-butyl ether	20.8	2.0	ug/l	22.4	ND	93	60-140			
-------------------------	------	-----	------	------	----	----	--------	--	--	--

<i>Surrogate: 1,2-DCA-d4</i>	28.1		"	25.0		112	60-140			
------------------------------	------	--	---	------	--	-----	--------	--	--	--

Matrix Spike Dup (3030372-MSD1) **Source: S303447-06** **Prepared: 03/24/03** **Analyzed: 03/25/03**

Methyl tert-butyl ether	24.8	2.0	ug/l	22.4	ND	111	60-140	18	25	
-------------------------	------	-----	------	------	----	-----	--------	----	----	--

<i>Surrogate: 1,2-DCA-d4</i>	27.7		"	25.0		111	60-140			
------------------------------	------	--	---	------	--	-----	--------	--	--	--

Batch 3030414 - EPA 5030B [P/T]
Blank (3030414-BLK1)
Prepared & Analyzed: 03/26/03

Tert-butyl alcohol	ND	100	ug/l							
Methyl tert-butyl ether	ND	2.0	"							
Di-isopropyl ether	ND	2.0	"							
Ethyl tert-butyl ether	ND	2.0	"							
Tert-amyl methyl ether	ND	2.0	"							
Ethanol	ND	500	"							
1,2-Dichloroethane	ND	2.0	"							
1,2-Dibromoethane (EDB)	ND	2.0	"							

<i>Surrogate: 1,2-DCA-d4</i>	29.4		"	25.0		118	60-140			
------------------------------	------	--	---	------	--	-----	--------	--	--	--

Laboratory Control Sample (3030414-BS1)
Prepared & Analyzed: 03/26/03

Methyl tert-butyl ether	20.9	2.0	ug/l	22.4		93	60-140			
-------------------------	------	-----	------	------	--	----	--------	--	--	--

<i>Surrogate: 1,2-DCA-d4</i>	28.9		"	25.0		116	60-140			
------------------------------	------	--	---	------	--	-----	--------	--	--	--

Matrix Spike (3030414-MS1) **Source: S303367-08** **Prepared: 03/26/03** **Analyzed: 03/27/03**

Methyl tert-butyl ether	23.7	2.0	ug/l	22.4	2.0	97	60-140			
-------------------------	------	-----	------	------	-----	----	--------	--	--	--

<i>Surrogate: 1,2-DCA-d4</i>	30.8		"	25.0		123	60-140			
------------------------------	------	--	---	------	--	-----	--------	--	--	--

Sequoia Analytical - Sacramento

The results in this report apply to the samples analyzed in accordance with the chain of custody document. Unless otherwise stated, results are reported on a wet weight basis. This analytical report must be reproduced in its entirety.

Gettler-Ryan - Dublin
6747 Sierra Court, Ste. J
Dublin CA, 94568

Project: Tosco 0843, Alameda, CA
Project Number: N/A
Project Manager: Deanna L. Harding

S303387
Reported:
03/31/03 10:49

**Volatile Organic Compounds by EPA Method 8260B - Quality Control
Sequoia Analytical - Sacramento**

Analyte	Result	Reporting Limit	Units	Spike Level	Source Result	%REC	%REC Limits	RPD	RPD Limit	Notes
Batch 3030414 - EPA 5030B [P/T]										
Matrix Spike Dup (3030414-MSD1)										
		Source: S303367-08			Prepared: 03/26/03		Analyzed: 03/27/03			
Methyl tert-butyl ether	28.0	2.0	ug/l	22.4	2.0	116	60-140	17	25	
<i>Surrogate: 1,2-DCA-d4</i>	30.0		"	25.0		120	60-140			



Gettler-Ryan - Dublin
6747 Sierra Court, Ste. J
Dublin CA, 94568

Project: Tosco 0843, Alameda, CA
Project Number: N/A
Project Manager: Deanna L. Harding

S303387
Reported:
03/31/03 10:49

Notes and Definitions

HC-19 Discrete peak @ MTBE.
DET Analyte DETECTED
ND Analyte NOT DETECTED at or above the reporting limit
NR Not Reported
dry Sample results reported on a dry weight basis
RPD Relative Percent Difference

32225

Toeco Corp./
Phillips 66 Co.
2000 Crow Canyon Place
Suite 400
San Ramon, CA 94583

Facility Number #0843
Facility Address 1629 WEBSTER STREET, ALAMEDA, CA
Global ID T0600102263 Project 180203.00
Client Contact MR. DAVID B. DEWITT
Phone (925) 277-2384

Laboratory Name: GETTLER-RYAN, INC.
DEANNA L. HARDING
Consultant
Address 6747 SIERRA CT., SUITE J, DUBLIN CA 94568
Phone (925) 551-7555 Fax (925) 551-7899
Samples Collected by JOE ASEMIAN

SAMPLE ID	Number of Containers Matrix	S = Soil A = Air W = Water C = Charcoal	Sample Preservation	Date/Time (2400 Hrs)	TPH-GAS/BTEX/MTBE EPA 8015/80218	TPH-DIESEL EPA 8015	TPH-DIESEL w/Silica gel EPA 8015	TPH-GAS EPA 8015	TPH-GAS/BTEX/MTBE EPA 8260	OXYGENATES EPA 8260	METHANOL EPA 8015	TOTAL OIL & GREASE EPA 5600	METALS Cd, Cr, Pb, Zn, Ni	NITRATE/SULFATE/ALKALINITY EPA 300 SERIES	MMOC'S (8010) EPA 80218	VOC'S (8240) EPA 8260	SVOC'S EPA 8270	Remarks
QA	1	W	HCC	3-13-03														-01
MW-6	3	"	"	" 0813														-02

OXYGENATES 8260
 1 - MTBE
 2 - TBA
 3 - TAME
 4 - DMPE
 5 - ETBE
 6 - 1,2-DCA
 7 - EDB
 8 - ETHANOL

Relinquished By (Signature) <i>Joe Asemian</i>	Organization G-R	Date/Time 3-13-03	Received By (Signature) <i>John Tuttle</i>	Organization G-R	Date/Time 3/13/03	load <input checked="" type="checkbox"/> Y/N
Relinquished By (Signature) <i>John Tuttle</i>	Organization G-R	Date/Time 4/17/03	Received By (Signature)	Organization	Date/Time	load Y/N
Relinquished By (Signature)	Organization	Date/Time	Received For Laboratory By (Signature) <i>John Tuttle</i>	Organization Analytical	Date/Time 03/17/03	load Y/N

Turn Around Time (Circle Choice)
 24 Hrs.
 48 Hrs.
 72 Hrs.
 5 Days
 10 Days
 As Contracted



Report Number : 32225

Date : 3/25/03

Deanna L. Harding
Gettler-Ryan Inc.
6747 Sierra Court, Suite J
Dublin, CA 94568

Subject : 2 Water Samples
Project Name : #0843
Project Number : 180203.80

Dear Ms. Harding,

Chemical analysis of the samples referenced above has been completed. Summaries of the data are contained on the following pages. Sample(s) were received under documented chain-of-custody. US EPA protocols for sample storage and preservation were followed.

Kiff Analytical is certified by the State of California (# 2236). If you have any questions regarding procedures or results, please call me at 530-297-4800.

Sincerely,


Joel Kiff



Report Number : 32225

Date : 3/25/03

Project Name : #0843

Project Number : 180203.80

Sample : QA

Matrix : Water

Lab Number : 32225-01

Sample Date :3/13/03

Parameter	Measured Value	Method Reporting Limit	Units	Analysis Method	Date Analyzed
Methyl-t-butyl ether (MTBE)	< 0.50	0.50	ug/L	EPA 8260B	3/20/03
Toluene - d8 (Surr)	93.0		% Recovery	EPA 8260B	3/20/03

Sample : MW-6

Matrix : Water

Lab Number : 32225-02

Sample Date :3/13/03

Parameter	Measured Value	Method Reporting Limit	Units	Analysis Method	Date Analyzed
Methyl-t-butyl ether (MTBE)	5100	20	ug/L	EPA 8260B	3/21/03
Toluene - d8 (Surr)	99.0		% Recovery	EPA 8260B	3/21/03

Approved By:  Joel Kiff

Report Number : 32225

Date : 3/25/03

QC Report : Method Blank Data

Project Name : **#0843**

Project Number : **180203.80**

<u>Parameter</u>	<u>Measured Value</u>	<u>Method Reporting Limit</u>	<u>Units</u>	<u>Analysis Method</u>	<u>Date Analyzed</u>
Methyl-t-butyl ether (MTBE)	< 0.50	0.50	ug/L	EPA 8260B	3/22/03
Toluene - d8 (Surr)	99.6		%	EPA 8260B	3/22/03
Methyl-t-butyl ether (MTBE)	< 0.50	0.50	ug/L	EPA 8260B	3/20/03
Toluene - d8 (Surr)	100		%	EPA 8260B	3/20/03

<u>Parameter</u>	<u>Measured Value</u>	<u>Method Reporting Limit</u>	<u>Units</u>	<u>Analysis Method</u>	<u>Date Analyzed</u>
------------------	-----------------------	-------------------------------	--------------	------------------------	----------------------

KIFF ANALYTICAL, LLC

2795 2nd St, Suite 300 Davis, CA 95616 530-297-4800

Approved By: Joel Kiff



QC Report : Matrix Spike/ Matrix Spike Duplicate

Project Name : #0843

Project Number : 180203.80

Parameter	Spiked Sample	Sample Value	Spike Level	Spike Dup. Level	Spiked Sample Value	Duplicate Spiked Sample Value	Units	Analysis Method	Date Analyzed	Spiked Sample Percent Recov.	Duplicate Spiked Sample Percent Recov.	Relative Percent Diff.	Spiked Sample Percent Recov. Limit	Relative Percent Diff. Limit
Tert-Butanol	32275-06	<5.0	196	198	187	188	ug/L	EPA 8260B	3/22/03	95.6	94.9	0.719	70-130	25
Methyl-t-Butyl Ether	32275-06	<0.50	39.1	39.5	38.3	38.7	ug/L	EPA 8260B	3/22/03	98.0	98.0	0.00	70-130	25
Tert-Butanol	32212-02	<5.0	200	200	196	194	ug/L	EPA 8260B	3/20/03	98.1	97.2	0.891	70-130	25
Methyl-t-Butyl Ether	32212-02	4.9	40.0	40.0	42.0	42.3	ug/L	EPA 8260B	3/20/03	92.7	93.6	0.939	70-130	25

Approved By:  Joel Kiff

KIFF ANALYTICAL, LLC

2795 2nd St, Suite 300 Davis, CA 95616 530-297-4800

QC Report : Laboratory Control Sample (LCS)

Project Name : #0843

Project Number : 180203.80

Parameter	Spike Level	Units	Analysis Method	Date Analyzed	LCS Percent Recov.	LCS Percent Recov. Limit
Tert-Butanol	200	ug/L	EPA 8260B	3/22/03	99.6	70-130
Methyl-t-Butyl Ether	40.0	ug/L	EPA 8260B	3/22/03	97.1	70-130
Tert-Butanol	200	ug/L	EPA 8260B	3/20/03	99.4	70-130
Methyl-t-Butyl Ether	40.0	ug/L	EPA 8260B	3/20/03	91.1	70-130

KIFF ANALYTICAL, LLC

2795 2nd St, Suite 300 Davis, CA 95616 530-297-4800

Approved By:


Joel Kiff