

**ExxonMobil Refining & Supply Company**  
**Global Remediation – US Retail**  
4096 Piedmont Avenue #194  
Oakland, California 94611  
510.547.8196  
510.547.8706 Fax  
jennifer.c.sedlachek@exxonmobil.com

**Jennifer C. Sedlachek**  
Project Manager

**ExxonMobil**  
*Refining & Supply*

April 10, 2006

Mr. Amir Gholami  
Alameda County Health Care Services Agency  
Department of Environmental Health  
1131 Harbor Bay Parkway, Room 250  
Alameda, California 94502-6577

**RECEIVED**

April 20, 2006

**ALAMEDA COUNTY  
ENVIRONMENTAL HEALTH**

**RE: Former Exxon RAS #7-0104/1725 Park Street, Alameda, California.**

Dear Mr. Gholami:

Attached for your review and comment is a copy of the letter report entitled *Groundwater Monitoring and Remediation Status Report, Fourth Quarter 2005*, dated April 10, 2006, for the above-referenced site. The report was prepared by Environmental Resolutions, Inc. (ERI) of Petaluma, California, and details groundwater monitoring, sampling, and remedial activities for the subject site.

I declare, under penalty of perjury, that the information and/or recommendations contained in the attached document or report is true and correct to the best of my knowledge.

If you have any questions or comments, please contact me at 510.547.8196.

Sincerely,




**JCS**  
Jennifer C. Sedlachek  
Project Manager

Attachment: ERI's Groundwater Monitoring and Remediation Status Report, Fourth Quarter 2005, dated April 10, 2006.

cc: w/ attachment  
Mr. Stephen Hill, California Regional Quality Control Board, San Francisco Bay Region  
Mr. Joseph A. Aldridge, Valero Energy Corporation

w/o attachment  
Ms. Paula Sime, Environmental Resolutions, Inc.



April 10, 2006  
ERI 250613.Q054

Ms. Jennifer C. Sedlachek  
ExxonMobil Refining & Supply - Global Remediation  
4096 Piedmont Avenue  
Oakland, California 94611

**SUBJECT** Groundwater Monitoring and Remediation Status Report, Fourth Quarter 2005  
Former Exxon Service Station 7-0104  
1725 Park Street, Alameda, California

## INTRODUCTION

At the request of Exxon Mobil Corporation (Exxon Mobil), Environmental Resolutions, Inc. (ERI) performed fourth quarter 2005 groundwater monitoring and sampling and remedial activities at the subject site. This report covers activities from September 9, 2005 through December 9, 2006. Relevant tables, plates, and attachments are included at the end of this report. Currently, the site operates as a Valero-branded service station.

## GROUNDWATER MONITORING AND SAMPLING SUMMARY

<b>Gauging and sampling date:</b>	12/13/05
<b>Wells gauged and sampled:</b>	MW1 through MW9, MW11
<b>Wells gauged only:</b>	EW1, EW3, EW5
<b>Remediation system status on sampling date:</b>	GET system active; AS/SVE system inactive
<b>Presence of NAPL:</b>	Not observed
<b>Concurrently sampled:</b>	Concurrent data for fourth quarter 2005 not provided Shell-branded service station (former XTRA Oil Company), 1701 Park Street, Alameda
<b>Data provided by:</b>	ALISTO Engineering Group, Walnut Creek, California
<b>Laboratory:</b>	TestAmerica Incorporated, Nashville, Tennessee
<b>Analyses performed:</b>	EPA Method 8015B TPHd, TPHg EPA Method 8021B BTEX EPA Method 8260B MTBE, ETBE, TAME, TBA, EDB, 1,2-DCA, DIPE, Ethanol
<b>Waste disposal:</b>	186 gallons purge and decon water transferred to the GET system on 12/13/05

## **REMEDIATION SYSTEM SUMMARY**

### **Groundwater Extraction and Treatment – Prior Systems**

A groundwater extraction and treatment (GET) system operated at the site from October 1994 to March 2000. The system was retrofitted and again operated from June 2002 to February 2004. A maximum of 32.2 pounds of TPHg, 4.92 pounds of benzene, and 7.71 pounds of MTBE were removed by the GET system during its periods of operation.

### **Air Sparge/Soil Vapor Extraction – Prior Systems**

An air sparge/soil vapor extraction (AS/SVE) system operated at the site from February 1998 to March 2000. The AS/SVE system was retrofitted and again operated from June 2000 to February 2004. A maximum of 1,022.4 pounds of TPHg and 11.81 pounds of benzene were removed by the AS/SVE system during its periods of operation.

### **Systems Retrofit – 2005**

ERI retrofitted the GET and AS/SVE systems again in 2005. ERI modified the SVE system to use an 8.45-horsepower regenerative blower (Siemens 2BH1 800-7A) capable of producing 360 standard cubic feet per minute (scfm). ERI also modified groundwater extraction wells EW1 through EW5 to simultaneously extract soil vapor and pump and treat groundwater; however, well EW5 is not currently used. Other components and processes of the systems remain unchanged. The retrofitted systems began operation on June 27, 2005.

ERI shut down the AS/SVE system on October 14, 2005, for blower repair.

### **Current GET System Configuration**

The GET system operates in conjunction with the AS/SVE system to pump down the groundwater table, expose impacted soil, and address dissolved-phase hydrocarbons in groundwater. Groundwater is currently extracted from wells EW1 through EW4 using pneumatic pumps and is directed to a holding tank. Water is periodically transferred from the holding tank through a particulate filter and three 500-pound granular activated carbon (GAC) vessels connected in series prior to discharge to the sanitary sewer under permit through East Bay Municipal Utilities District (EBMUD). The volume of discharged groundwater is recorded using a totalizing flow meter.

### **Current AS/SVE System Configuration**

The current air AS/SVE system consists of a regenerative blower, a moisture separator, three vapor-phase 500-pound GAC vessels connected in series, an exhaust stack for discharge to the atmosphere, and associated monitoring instrumentation. The 500-pound GAC vessels have a maximum flow capacity of 300 scfm. Water generated in the moisture separator is pumped to the GET system.

An oil-less air compressor is available for air sparging (subsurface air injection), through a trench in the vicinity of the extraction wells to help volatilize hydrocarbons suspended in soil. Air sparging is not currently performed but is available for use in the future.

**System start-up dates:** AS/SVE System 2/16/98  
GET System 10/10/94

**System discharge permits:** AS/SVE System BAAQMD Plant No. 8252  
GET System EBMUD Permit No. 50266631

**System reporting period:** 09/09/05 – 12/09/05

**System modifications during reporting period:** AS/SVE vapor piping size increase

**System status during reporting period:** AS/SVE System Inactive  
GET System Active

**Laboratory:** TestAmerica Incorporated, Nashville, Tennessee

**Effluent analyses performed:** GET System  
 EPA Method 8015B TPHg  
 EPA Method 8021B MTBE, BTEX

**System Performance:**

During this reporting period, the AS/SVE system was shut down for blower repairs and system retrofit.

AS/SVE System

Period	Mass of TPHg Removed (Pounds)	Mass of Benzene Removed (Pounds)	Mass of MTBE Removed (Pounds)
To date:	<1,089.8	<15.43	<1.97

GET System

Period	Volume of Groundwater Treated (gal)	Mass of TPHg Removed (pounds)	Mass of Benzene Removed (pounds)	Mass of MTBE Removed (pounds)
09/09/05 – 12/09/05	350,060	2.43	0.003	2.06
To date:	1,786,420	<36.9	<4.939	11.936



**DOCUMENT DISTRIBUTION**

ERI recommends forwarding copies of this report to:

Mr. Amir Gholami  
Alameda County Health Care Services Agency  
Department of Environmental Health  
1131 Harbor Bay Parkway, Room 250  
Alameda, California 94502-6577


Mr. Stephen Hill  
California Regional Water Quality Control Board  
San Francisco Bay Region  
1515 Clay Street, Suite 1400  
Oakland, California 94612

Mr. Joseph A. Aldridge  
Valero Energy Corporation  
685 West Third Street  
Hanford, California 93230

**LIMITATIONS**

This report was prepared in accordance with generally accepted standards of environmental practice in California at the time this investigation was performed. This report has been prepared for Exxon Mobil, and any reliance on this report by third parties shall be at such party's sole risk.

Please call Ms. Paula Sime, ERI's project manager for this site, at (707) 766-2000 with any questions regarding this report.



Sincerely,  
Environmental Resolutions, Inc.

*Karen L. Navarra*  
Karen L. Navarra  
Technical Writer

*Heidi Dieffenbach-Carle*  
Heidi Dieffenbach-Carle  
P.G. 6793

SCANNED  
MANAGED

- Attachments:
- Table 1A: Cumulative Groundwater Monitoring and Sampling Data
  - Table 1B: Additional Cumulative Groundwater Monitoring and Sampling Data
  - Table 2: Well Construction Details
  - Table 3: Operation and Performance Data for Air Sparge/Soil Vapor Extraction System
  - Table 4: Operation and Performance Data for Groundwater Extraction and Treatment System
  
  - Plate 1: Site Vicinity Map
  - Plate 2: Select Analytical Results
  - Plate 3: Groundwater Elevation Map
  
  - Attachment A: Groundwater Sampling Protocol
  - Attachment B: Laboratory Analytical Reports and Chain-of-Custody Records

**TABLE 1A**  
**CUMULATIVE GROUNDWATER MONITORING AND SAMPLING DATA**  
Former Exxon Service Station 7-0104  
1725 Park Street  
Alameda, California  
(Page 1 of 18)

Well ID	Sampling Date	TOC (fmsl)	DTW (fbgs)	GW Elev. (fmsl)	SUBJ	TPHd (µg/L)	TPHg (µg/L)	MTBE 8021B (µg/L)	MTBE 8260B (µg/L)	B (µg/L)	T (µg/L)	E (µg/L)	X (µg/L)
MW1	09/12/94	17.35	7.11	10.24	NLPH	---	1,600a	---	---	200	1.9	210	6.6
MW1	10/01/94	17.35	7.44	9.91	NLPH	---	1,400a	---	---	200	<0.5	160	6.6
MW1	01/13/95	17.35	5.13	12.22	NLPH	---	2,100a	---	---	410b	17	280b	89
MW1	04/27/95	17.35	6.57	10.78	NLPH	---	4,700	---	---	460	41	340	270
MW1	08/03/95	17.35	7.46	9.89	NLPH	---	1,900	30	---	140	<5.0	160	9.9
MW1	10/17/95	17.35	7.67	9.68	NLPH	---	280	5.5	---	6.2	<0.5	13	0.75
MW1	01/24/96	17.35	6.52	10.83	NLPH	---	740	440	---	21	1.4	38	3.1
MW1	04/24/96	17.35	5.95	11.40	NLPH	---	7,800	250	---	200	110	1,000	740
MW1	07/26/96	17.35	7.60	9.75	NLPH	---	620	23	---	8.0	0.99	26	1.0
MW1	10/30/96	17.35	8.06	9.29	NLPH	---	700	33	---	14	2.9	85	3.5
MW1	01/31/97	17.35	5.12	12.23	NLPH	---	7,600	<200	---	420	33	1,400	480
MW1	04/10/97	17.35	---	---	---	---	---	---	---	---	---	---	---
MW1	07/10/97	17.35	7.54	9.81	NLPH	---	580	12	---	10	<0.5	<0.5	<0.5
MW1	10/08/97	17.35	---	---	---	---	---	---	---	---	---	---	---
MW1	01/28/98	17.35	4.48	12.87	NLPH	---	820	---	<2.5	110	2.8	170	14
MW1	04/14/98	17.35	4.69	12.66	---	---	---	---	---	---	---	---	---
MW1	07/30/98	17.35	6.19	11.16	NLPH	---	2,700	41	---	210	<5.0	550	<5.0
MW1	10/19/98	17.35	6.72	10.63	NLPH	---	---	---	---	---	---	---	---
MW1	01/13/99	17.35	6.52	10.83	NLPH	---	491	9.78	---	8.0	<0.5	<0.5	<0.5
MW1	04/28/99	17.35	5.37	11.98	---	---	---	---	---	---	---	---	---
MW1	07/09/99	17.35	6.39	10.96	NLPH	---	1,030	10.6	---	114	8.07	184	0.644
MW1	10/25/99	17.35	6.68	10.67	NLPH	---	---	---	---	---	---	---	---
MW1	01/21/00	17.35	6.20	11.15	NLPH	---	<50	5.1	---	<1.0	<1.0	<1.0	<1.0
MW1	04/14/00	17.35	5.18	12.17	NLPH	---	---	---	---	---	---	---	---
MW1	06/16/00	17.35	Property transferred to Valero Refining Company.										
MW1	07/05/00	17.35	5.93	11.42	NLPH	---	88	200	---	4.3	<0.5	0.61	<0.5
MW1	10/03/00	17.35	6.51	10.84	NLPH	---	<50	240	---	0.72	<0.5	<0.5	<0.5
MW1	01/02/01	17.35	6.17	11.18	NLPH	---	<50	68	---	0.75	<0.5	<0.5	<0.5
MW1	04/02/01	17.35	7.42	9.93	NLPH	---	140	4.3	---	<0.5	<0.5	4.1	1.1
MW1	07/02/01	17.35	6.27	11.08	NLPH	---	74	14	---	<0.5	<0.5	<0.5	<0.5
MW1	10/15/01	17.35	6.64	10.71	NLPH	---	110	83	---	2.6	<0.5	<0.5	<0.5
MW1	Nov-01	17.29	Well surveyed in compliance with AB 2886 requirements.										
MW1	02/04/02	17.29	5.08	12.21	NLPH	52.0	75.0	67.1	---	0.70	<0.50	0.50	<0.50
MW1	05/06/02	17.29	5.48	11.81	NLPH	129	793	702.0	1004.0	8.6	<0.5	0.5	1.1
MW1	08/22/02	17.29	7.14	10.15	NLPH	602	1,150	181	---	120	0.8	9.0	3.6
MW1	11/08/02	17.29	6.19	11.10	NLPH	504	947	182	---	95.6	4.0	3.7	2.7
MW1	02/07/03	17.29	6.00	11.29	NLPH	610	1,190	284	---	89.7	3.8	45.3	13.2
MW1	05/02/03	17.29	5.76	11.53	NLPH	797	1,020	296	---	75.8	9.0	5.7	11.9
MW1	08/14/03	17.29	7.04	10.25	NLPH	531d	822	201	---	33.9	2.8	1.5	1.9
MW1	11/14/03	17.29	6.41	10.88	NLPH	560d	574	276	---	19.8	1.8	2.0	2.2
MW1	03/01/04	17.29	4.63	12.66	NLPH	785d	1,430	---	895	46.2	3.1	14.2	9.2
MW1	06/15/04	17.29	6.05	11.24	NLPH	204d	621	668	---	11.1	<0.5	<0.5	<0.5

**TABLE 1A**  
**CUMULATIVE GROUNDWATER MONITORING AND SAMPLING DATA**  
Former Exxon Service Station 7-0104  
1725 Park Street  
Alameda, California  
(Page 2 of 18)

Well ID	Sampling Date	TOC (fmsl)	DTW (fbgs)	GW Elev. (fmsl)	SUBJ	TPHd (µg/L)	TPHg (µg/L)	MTBE 8021B (µg/L)	MTBE 8260B (µg/L)	B (µg/L)	T (µg/L)	E (µg/L)	X (µg/L)
MW1	09/13/04	17.29	6.62	10.67	NLPH	221d	754	479	---	34.4	1.5	1.1	1.2
MW1	12/22/04	17.29	5.67	11.62	NLPH	288d, f	775	253	---	38.8	1.0	1.8	0.8
MW1	03/24/05	17.29	4.63	12.66	NLPH	471d	952	---	120	41.6	1.4	12.8	6.0
MW1	06/14/05	17.29	5.55	11.74	NLPH	695d	605	---	91	37.9	2.5	2.6	2.5
MW1	09/12/05	17.29	8.16	9.13	NLPH	280d	1,410	---	4,780	1.43	<0.50	0.82	1.08
<b>MW1</b>	<b>12/13/05</b>	<b>17.29</b>	<b>6.86</b>	<b>10.43</b>	<b>NLPH</b>	<b>182d</b>	<b>4,610</b>	<b>---</b>	<b>6000h</b>	<b>2.35</b>	<b>0.71</b>	<b>&lt;0.50</b>	<b>&lt;0.50</b>
MW2	09/12/94	16.67	6.71	9.96	NLPH	---	31,000a	---	---	4,400	120	1,700	2,100
MW2	10/01/94	16.67	7.22	9.45	NLPH	---	45,000a	---	---	4,500	250	1,800	2,400
MW2	01/13/95	16.67	4.46	12.21	NLPH	---	---	---	---	---	---	---	---
MW2	04/27/95	16.67	6.92	9.75	NLPH	---	44,000	---	---	7,000	840	2,400	3,400
MW2	08/03/95	16.67	6.96	9.71	NLPH	---	30,000	37,000	---	4,600	170	1,600	1,100
MW2	10/17/95	16.67	7.83	8.84	NLPH	---	45,000	14,000	---	5,400	190	2,000	1,500
MW2	01/24/96	16.67	6.45	10.22	NLPH	---	30,000	4,100	---	5,000	810	2,200	2,200
MW2	04/24/96	16.67	6.00	10.67	NLPH	---	34,000	22,000	---	8,700	410	2,200	2,000
MW2	07/26/96	16.67	7.14	9.53	NLPH	---	40,000	18,000	---	10,000	<200	1,800	760
MW2	10/30/96	16.67	6.95	9.72	NLPH	---	43,000	18,000	---	9,100	<250	2,400	730
MW2	01/31/97	16.67	5.07	11.60	NLPH	---	28,000	8,000	---	2,400	630	1,500	3,300
MW2	04/10/97	16.67	---	---	---	---	---	---	---	---	---	---	---
MW2	07/10/97	16.67	7.34	9.33	NLPH	---	18,000	2,600	---	2,900	82	1,500	530
MW2	10/08/97	16.67	---	---	---	---	---	---	---	---	---	---	---
MW2	01/28/98	16.67	4.46	12.21	NLPH	---	29,000	---	28,000	5,600	410	1,500	720
MW2	04/14/98	16.67	4.48	12.19	---	---	---	---	---	---	---	---	---
MW2	07/30/98	16.67	6.01	10.66	NLPH	---	24,000	6,300	---	7,500	<200	1,300	280
MW2	10/19/98	16.67	6.35	10.32	NLPH	---	---	---	---	---	---	---	---
MW2	01/13/99	16.67	6.54	10.13	NLPH	---	18,400	2,200	---	4,750	211	1,760	45.3
MW2	04/28/99	16.67	5.54	11.13	---	---	---	---	---	---	---	---	---
MW2	07/09/99	16.67	6.45	10.22	NLPH	---	14,100	3,410	---	4,270	80.1	1,300	339
MW2	10/25/99	16.67	---	---	---	---	---	---	---	---	---	---	---
MW2	01/21/00	16.67	---	---	---	---	---	---	---	---	---	---	---
MW2	02/11/00	16.67	---	---	NLPH	---	<50	15	---	<1.0	<1.0	<1.0	<1.0
MW2	04/14/00	16.67	4.69	11.98	NLPH	---	---	---	---	---	---	---	---
MW2	06/16/00	16.67	Property transferred to Valero Refining Company.										
MW2	07/05/00	16.67	5.44	11.23	NLPH	---	150	86	---	15	<0.5	6.2	2.8
MW2	10/03/00	16.67	6.31	10.36	NLPH	---	200	2,500	---	35	0.51	5.1	12
MW2	01/02/01	16.67	---	---	---	---	---	---	---	---	---	---	---
MW2	04/02/01	16.67	5.00	11.67	NLPH	---	<50	680	---	3.6	<0.5	<0.5	<0.5
MW2	07/02/01	16.67	5.62	11.05	NLPH	---	1,400	890	---	13	1.1	<0.5	1.1
MW2	10/15/01	16.67	7.55	9.12	NLPH	---	620	1,900	---	190	3.5	4.5	7
MW2	Nov-01	16.39	Well surveyed in compliance with AB 2886 requirements.										
MW2	02/04/02	16.39	4.71	11.68	NLPH	69.0	122	7.10	---	31.4	5.40	9.10	10.4
MW2	05/06/02	16.39	5.08	11.31	NLPH	252	1,250	646	958	125	22.5	68.2	63.1





**TABLE 1A**  
**CUMULATIVE GROUNDWATER MONITORING AND SAMPLING DATA**  
Former Exxon Service Station 7-0104  
1725 Park Street  
Alameda, California  
(Page 5 of 18)

Well ID	Sampling Date	TOC (fmsl)	DTW (fbs)	GW Elev. (fmsl)	SUBJ	TPHd (µg/L)	TPHg (µg/L)	MTBE 8021B (µg/L)	MTBE 8260B (µg/L)	B (µg/L)	T (µg/L)	E (µg/L)	X (µg/L)
MW4	07/09/99	17.34	6.04	11.30	NLPH	---	1,300	1,310	---	322	<2.5	76.1	<2.5
MW4	10/25/99	17.34	6.51	10.83	NLPH	---	---	---	---	---	---	---	---
MW4	01/21/00	17.34	5.75	11.59	NLPH	---	2,200	1,000	---	410	3.70	40	14.4
MW4	04/14/00	17.34	4.39	12.95	NLPH	---	---	---	---	---	---	---	---
MW4	06/16/00	17.34	Property transferred to Valero Refining Company.										
MW4	07/05/00	17.34	5.48	11.86	NLPH	---	1,600	260	---	400	3.9	100	84
MW4	10/03/00	17.34	6.22	11.12	NLPH	---	1,600	190	---	280	2	64	34.10
MW4	01/02/01	17.34	5.93	11.41	NLPH	---	840	1,000	---	210	2.5	45	28.10
MW4	04/02/01	17.34	4.89	12.45	NLPH	---	1,900	320	---	340	8.5	110	116
MW4	07/02/01	17.34	5.83	11.51	NLPH	---	100	<2	---	3.9	<0.5	0.65	<0.5
MW4	10/15/01	17.34	6.36	10.98	NLPH	---	930	360	---	140	7	24	10
MW4	Nov-01	17.29	Well surveyed in compliance with AB 2886 requirements.										
MW4	02/04/02	17.29	4.35	12.94	NLPH	774	1,250	46.1	---	124	4.40	46.7	43.5
MW4	05/06/02	17.29	4.95	12.34	NLPH	776	2,040	1,410	2,120	165	5.0	42.0	39.0
MW4	08/22/02	17.29	6.65	10.64	NLPH	445	1,570	1,070	---	73.3	<0.5	9.9	6.8
MW4	11/08/02	17.29	5.60	11.69	NLPH	680	2,340	1,200	---	169	4.3	34.9	23.3
MW4	02/07/03	17.29	4.97	12.32	NLPH	429	2,250	672	---	125	24.9	60.0	109
MW4	05/02/03	17.29	4.92	12.37	NLPH	631	2,450	1,230	---	82.9	2.8	26.4	24.7
MW4	08/14/03	17.29	6.35	10.94	NLPH	444	1,160	286	---	97.0	2.8	14.6	7.4
MW4	11/14/03 e	17.29	---	---	---	---	---	---	---	---	---	---	---
MW4	03/01/04	17.29	3.65	13.64	NLPH	571d	1,860	---	66.7	104	4.4	38.3	25.4
MW4	06/15/04	17.29	5.60	11.69	NLPH	453d	632	35.0	---	63.8	1.6	7.3	5.9
MW4	09/13/04	17.29	6.23	11.06	NLPH	444d	1,120	93.4	---	126	3.9	17.8	9.7
MW4	12/22/04	17.29	5.01	12.28	NLPH	561d, f	1,600	31.2	---	105	3.9	24.8	13.3
MW4	03/24/05	17.29	3.64	13.65	NLPH	756d	2,120	---	255	94.9	4.9	44.6	32.3
MW4	06/14/05	17.29	4.84	12.45	NLPH	992d	1,760	---	20.3	105	5.2	25.2	15.1
MW4	09/12/05	17.29	7.41	9.88	NLPH	351d	922	---	524	48.2	<0.50	1.63	1.70
<b>MW4</b>	<b>12/13/05</b>	<b>17.29</b>	<b>6.18</b>	<b>11.11</b>	<b>NLPH</b>	<b>728d</b>	<b>1,970</b>	<b>---</b>	<b>836h</b>	<b>144</b>	<b>4.63</b>	<b>15.9</b>	<b>8.64</b>
MW5	09/12/94	16.71	7.12	9.59	NLPH	---	10,000a	---	---	2,300	17	320	230
MW5	10/01/94	16.71	7.06	9.65	Sheen	---	11,000a	---	---	2,300	19	220	200
MW5	01/13/95	16.71	4.85	11.86	Sheen	---	---	---	---	---	---	---	---
MW5	04/27/95	16.71	6.51	10.20	NLPH	---	14,000	---	---	2,200	72	540	350
MW5	08/03/95	16.71	7.24	9.47	NLPH	---	<10,000	39,000	---	2,100	<100	210	<100
MW5	10/17/95	16.71	7.80	8.91	NLPH	---	13,000	38,000	---	1,800	14	240	170
MW5	01/24/96	16.71	6.66	10.05	NLPH	---	10,000	20,000	---	2,400	79	340	190
MW5	04/24/96	16.71	5.80	10.91	NLPH	---	13,000	33,000	---	3,700	120	520	170
MW5	07/26/96	16.71	7.67	9.04	NLPH	---	15,000	140,000	---	3,400	53	280	76
MW5	10/30/96	16.71	7.77	8.94	NLPH	---	10,000	110,000a	---	2,600	76	260	150
MW5	01/31/97	16.71	4.90	11.81	NLPH	---	10,000	---	34,000	2,400	66	430	140
MW5	04/10/97	16.71	---	---	---	---	---	---	---	---	---	---	---
MW5	07/10/97	16.71	7.65	9.06	NLPH	---	9,800	36,000	52,000	1,400	120	190	120

**TABLE 1A**  
**CUMULATIVE GROUNDWATER MONITORING AND SAMPLING DATA**  
Former Exxon Service Station 7-0104  
1725 Park Street  
Alameda, California  
(Page 6 of 18)

Well ID	Sampling Date	TOC (fmsl)	DTW (fbgs)	GW Elev. (fmsl)	SUBJ	TPHd (µg/L)	TPHg (µg/L)	MTBE 8021B (µg/L)	MTBE 8260B (µg/L)	B (µg/L)	T (µg/L)	E (µg/L)	X (µg/L)
MW5	10/08/97	16.71	---	---	---	---	---	---	---	---	---	---	---
MW5	01/28/98	16.71	3.95	12.76	NLPH	---	6,500	---	15,000	1,500	34	73	57
MW5	04/14/98	16.71	4.30	12.41	---	---	---	---	---	---	---	---	---
MW5	07/30/98	16.71	5.86	10.85	NLPH	---	8,300	4,300	---	1,700	26	110	66
MW5	10/19/98	16.71	6.20	10.51	NLPH	---	---	---	---	---	---	---	---
MW5	01/13/99	16.71	6.37	10.34	NLPH	---	4,780	3,650	---	1,240	11.1	<10	<10
MW5	04/28/99	16.71	5.25	11.46	---	---	---	---	---	---	---	---	---
MW5	07/09/99	16.71	6.08	10.63	NLPH	---	4,360	2,360	---	1,780	18.6	45	<5.0
MW5	10/25/99	16.71	6.46	10.25	NLPH	---	---	---	---	---	---	---	---
MW5	01/21/00	16.71	5.79	10.92	NLPH	---	2,600	3,100	---	720	4.7	25	11.3
MW5	04/14/00	16.71	4.57	12.14	NLPH	---	---	---	---	---	---	---	---
MW5	06/16/00	16.71	Property transferred to Valero Refining Company.										
MW5	07/05/00	16.71	5.37	11.34	NLPH	---	5,100	380	---	1,800	14	52	34
MW5	10/03/00	16.71	5.93	10.78	NLPH	---	5,800	630	---	2,000	8.9	59	21
MW5	01/02/01	16.71	5.68	11.03	NLPH	---	4,800	1,100	---	1,600	9.6	38	15
MW5	04/02/01	16.71	4.87	11.84	NLPH	---	6,800	1,500	---	2,000	40	150	49
MW5	07/02/01	16.71	5.77	10.94	NLPH	---	4,100	960	---	1,600	20	35	21
MW5	10/15/01	16.71	6.15	10.56	NLPH	---	3,900	1,000	---	1,400	8.7	17	15.7
MW5	Nov-01	16.64	Well surveyed in compliance with AB 2886 requirements.										
MW5	02/04/02	16.64	4.69	11.95	NLPH	976	4,380	620	---	1,440	38.0	84.0	50.0
MW5	05/06/02	16.64	5.00	11.64	NLPH	1,360	3,810	764	1,220	1,110	20.0	26.0	26.0
MW5	08/22/02	16.64	6.98	9.66	NLPH	695	3,190	545	---	823	9.0	11.0	31.0
MW5	11/08/02	16.64	5.31	11.33	NLPH	645	3,360	746	---	1,050	9.4	11.1	17.8
MW5	02/07/03	16.64	5.75	10.89	NLPH	689	3,550	400	---	1,100	25.0	65.0	29.0
MW5	05/02/03	16.64	5.34	11.30	NLPH	934	4,070	439	---	818	16.9	31.9	28.6
MW5	08/14/03	16.64	6.37	10.27	NLPH	988d	3,860	286	---	912	15.6	16.2	24.0
MW5	11/14/03	16.64	6.01	10.63	NLPH	1,000d	3,450	198	---	841	15.0	14.8	17.4
MW5	03/01/04	16.64	4.04	12.60	NLPH	711d	3,160	---	52.7	767	21.5	32.5	26.5
MW5	06/15/04	16.64	5.47	11.17	NLPH	600d	4,520	52.0	---	930	14.5	17.5	24.5
MW5	09/13/04	16.64	5.99	10.65	NLPH	686d	3,960	70.0	---	998	12.0	14.0	20.0
MW5	12/22/04	16.64	5.08	11.56	NLPH	1,200d, f	3,110	52.6	---	1,000	58.5	91.9	90.3
MW5	03/24/05	16.64	3.85	12.79	NLPH	1,240d	3,370	---	30.7	962	24.3	80.5	80.0
MW5	06/14/05	16.64	4.92	11.72	NLPH	1,640d	4,210	---	28.1	976	25.0	51.0	64.0
MW5	09/12/05	16.64	7.86	8.78	NLPH	780d	1,130	---	23.4	481	6.44	4.94	10.1
<b>MW5</b>	<b>12/13/05</b>	<b>16.64</b>	<b>6.22</b>	<b>10.42</b>	<b>NLPH</b>	<b>1,090d</b>	<b>2,210</b>	<b>---</b>	<b>18.7</b>	<b>698</b>	<b>8.07</b>	<b>9.59</b>	<b>8.15</b>
MW6	09/12/94	17.56	6.88	10.68	NLPH	---	1,500a	---	---	150	4.4	170	85
MW6	10/01/94	17.56	7.15	10.41	NLPH	---	87a	---	---	120	<0.5	99	38
MW6	01/13/95	17.56	4.80	12.76	NLPH	---	9,900a	---	---	710	220	780	1,100
MW6	04/27/95	17.56	6.14	11.42	NLPH	---	3,900	---	---	340	40	460	320
MW6	08/03/95	17.56	6.83	10.73	NLPH	---	1,100	65	---	89	<2.5	110	63
MW6	10/17/95	17.56	7.66	9.90	NLPH	---	8,500	<5.0	---	410	74	850	110



**TABLE 1A**  
**CUMULATIVE GROUNDWATER MONITORING AND SAMPLING DATA**  
Former Exxon Service Station 7-0104  
1725 Park Street  
Alameda, California  
(Page 7 of 18)

Well ID	Sampling Date	TOC (fmsl)	DTW (fbgs)	GW Elev. (fmsl)	SUBJ	TPHd (µg/L)	TPHg (µg/L)	MTBE 8021B (µg/L)	MTBE 8260B (µg/L)	B (µg/L)	T (µg/L)	E (µg/L)	X (µg/L)
MW6	01/24/96	17.56	5.86	11.70	NLPH	---	31,000	<5.0	---	560	1,500	2,200	7,500
MW6	04/24/96	17.56	5.39	12.17	NLPH	---	15,000	280	---	460	570	1,400	3,300
MW6	07/26/96	17.56	6.97	10.59	NLPH	---	27,000	1,300	---	270	660	1,600	5,500
MW6	10/30/96	17.56	7.45	10.11	NLPH	---	28,000	900	---	490	440	1,800	6,200
MW6	01/31/97	17.56	4.30	13.26	NLPH	---	7,000	770	---	190	1,000	380	1,400
MW6	04/10/97	17.56	---	---	---	---	---	---	---	---	---	---	---
MW6	07/10/97	17.56	7.57	9.99	NLPH	---	6,800	1,100	---	200	<50	300	860
MW6	10/08/97	17.56	7.48	10.08	NLPH	---	51,000	580	---	870	7,300	2,600	12,000
MW6	01/28/98	17.56	3.74	13.82	NLPH	---	15,000	---	2,400	650	2,300	900	2,700
MW6	04/14/98	17.56	3.92	13.64	NLPH	---	25,000	---	2,100	850	3,300	1,200	4,300
MW6	07/30/98	17.56	6.09	11.47	NLPH	---	5,900	910	---	270	65	500	630
MW6	10/19/98	17.56	6.56	11.00	NLPH	---	---	---	---	---	---	---	---
MW6	01/13/99	17.56	6.35	11.21	NLPH	---	3,150	422	---	204	107	297	304
MW6	04/28/99	17.56	4.89	12.67	NLPH	---	15,300	---	436	1,270	980	1,100	3,320
MW6	07/09/99	17.56	6.07	11.49	NLPH	---	1,140	439	---	121	9.95	160	4.69
MW6	10/25/99	17.56	6.11	11.45	NLPH	---	2,200	3,400	---	590	<10	22	12.1
MW6	01/21/00	17.56	5.86	11.70	NLPH	---	1,300	1,000	---	95	15	94	74
MW6	04/14/00	17.56	4.29	13.27	NLPH	---	13,000	420	---	440	630	840	3,000
MW6	06/16/00	17.56	Property transferred to Valero Refining Company.										
MW6	07/05/00	17.56	5.39	12.17	NLPH	---	5,800	830	---	1,000	13	550	798
MW6	10/03/00	17.56	6.14	11.42	NLPH	---	490	3,800	---	61	<0.5	74	12
MW6	01/02/01	17.56	---	---	---	---	---	---	---	---	---	---	---
MW6	04/02/01	17.56	4.70	12.86	NLPH	400	16,000	450	---	370	690	870	3,200
MW6	07/02/01	17.56	8.73	8.83	NLPH	520	3,700	2,000	---	330	<5	160	32
MW6	10/15/01	17.56	6.24	11.32	NLPH	1,100d	27,000	790	---	<12	<12	<12	<12
MW6	Nov-01	17.31	Well surveyed in compliance with AB 2886 requirements.										
MW6	02/04/02	17.31	4.24	13.07	NLPH	168	14,800	545	---	425	120	1,480	4,030
MW6	05/06/02	17.31	4.83	12.48	NLPH	1,540	8,580	380	522.0	988	24.0	866	1,080
MW6	08/22/02	17.31	6.49	10.82	NLPH	10,400	4,050	716	---	44.5	11.5	460	270
MW6	11/08/02	17.31	5.49	11.82	NLPH	822	5,640	1,150	---	49.3	42.7	586	858
MW6	02/07/03	17.31	4.89	12.42	NLPH	1,590	14,300	572	---	134	393	1,000	3,720
MW6	05/02/03	17.31	4.68	12.63	NLPH	1,550	8,880	1,560	---	92.0	167	672	1,530
MW6	08/14/03	17.31	6.15	11.16	NLPH	666d	6,560	3,780	---	28.2	5.3	133	184
MW6	11/14/03	17.31	6.03	11.28	NLPH	338d	5,370	4,520	---	26.4	3.1	44.9	45.0
MW6	03/01/04	17.31	3.60	13.71	NLPH	1,630d	9,020	---	134	223	265	546	1,700
MW6	06/15/04	17.31	5.41	11.90	NLPH	521d	6,920	3,470	---	300	10.0	97.0	173
MW6	09/13/04	17.31	6.06	11.25	NLPH	122d	1,010	733	---	23.0	<5.0	11.0	<5.0
MW6	12/22/04	17.31	4.98	12.33	NLPH	884d, f	4,050	75.4	---	101	169	208	980
MW6	03/24/05	17.31	3.59	13.72	NLPH	1,310d	7,650	---	129	460	46.0	365	1,240
MW6	06/14/05	17.31	4.67	12.64	NLPH	895d	1,940	---	153	195	7.6	26.3	18.3
MW6	09/12/05	17.31	7.12	10.19	NLPH	182d	560	---	286	10.2	<0.50	<0.50	<0.50
<b>MW6</b>	<b>12/13/05</b>	<b>17.31</b>	<b>5.98</b>	<b>11.33</b>	<b>NLPH</b>	<b>212d</b>	<b>397</b>	<b>---</b>	<b>88.1</b>	<b>12.6</b>	<b>2.64</b>	<b>3.31</b>	<b>4.58</b>

**TABLE 1A**  
**CUMULATIVE GROUNDWATER MONITORING AND SAMPLING DATA**  
Former Exxon Service Station 7-0104  
1725 Park Street  
Alameda, California  
(Page 8 of 18)

Well ID	Sampling Date	TOC (fmsl)	DTW (fbgs)	GW Elev. (fmsl)	SUBJ	TPHd (µg/L)	TPHg (µg/L)	MTBE 8021B (µg/L)	MTBE 8260B (µg/L)	B (µg/L)	T (µg/L)	E (µg/L)	X (µg/L)
MW7	09/12/94	17.12	6.43	10.69	NLPH	---	6,000a	---	---	490	50	280	70
MW7	10/01/94	17.12	6.71	10.41	NLPH	---	8,900a	---	---	940	670	310	160
MW7	01/13/95	17.12	4.29	12.83	NLPH	---	20,000a	---	---	590	780	970	4,200
MW7	04/27/95	17.12	5.00	12.12	NLPH	---	8,800	---	---	410	32	410	230
MW7	08/03/95	17.12	6.53	10.59	NLPH	---	4,900	17,000	---	390	<50	290	<50
MW7	10/17/95	17.12	7.23	9.89	NLPH	---	6,700	17,000	---	530	26	240	25
MW7	01/24/96	17.12	5.26	11.86	NLPH	---	9,300	60,000	---	2,000	390	350	230
MW7	04/24/96	17.12	5.06	12.06	NLPH	---	9,000	360,000	---	2,400	850	150	130
MW7	07/26/96	17.12	6.62	10.50	NLPH	---	4,800	86,000	---	530	25	60	46
MW7	10/30/96	17.12	7.09	10.03	NLPH	---	3,400	28,000	---	180	9.8	58	38
MW7	01/31/97	17.12	3.65	13.47	NLPH	---	3,800	45,000	---	300	18	48	37
MW7	04/10/97	17.12	---	---	---	---	---	---	---	---	---	---	---
MW7	07/10/97	17.12	7.44	9.68	NLPH	---	3,500	18,000	---	70	<25	<25	<25
MW7	10/08/97	17.12	---	---	---	---	---	---	---	---	---	---	---
MW7	01/28/98	17.12	3.06	14.06	NLPH	---	100	---	250	1.0	<0.5	<0.5	0.67
MW7	04/14/98	17.12	3.10	14.02	---	---	---	---	---	---	---	---	---
MW7	07/30/98	17.12	5.78	11.34	NLPH	---	100	670	---	1.4	<0.5	<0.5	<0.5
MW7	10/19/98	17.12	6.25	10.87	NLPH	---	---	---	---	---	---	---	---
MW7	01/13/99	17.12	5.98	11.14	NLPH	---	273	530	---	<2.5	<2.5	<2.5	<2.5
MW7	04/28/99	17.12	4.32	12.80	---	---	---	---	---	---	---	---	---
MW7	07/09/99	17.12	5.67	11.45	NLPH	---	139	860	---	3.79	7.10	1.19	8.65
MW7	10/25/99	17.12	6.23	10.89	NLPH	---	<50	<1.0	---	<1.0	<1.0	<1.0	<1.0
MW7	01/21/00	17.12	5.41	11.71	NLPH	---	410	500	---	10	2.5	<1.0	2.5
MW7	04/14/00	17.12	3.84	13.28	NLPH	---	---	---	---	---	---	---	---
MW7	06/16/00	17.12	Property transferred to Valero Refining Company.										
MW7	07/05/00	17.12	5.05	12.07	NLPH	---	140	480	---	<0.5	<0.5	<0.5	0.56
MW7	10/03/00	17.12	5.88	11.24	NLPH	---	370	1,900	---	<0.5	0.62	<0.5	3.20
MW7	01/02/01	17.12	5.52	11.60	NLPH	---	120	1,500	---	2.2	<0.5	<0.5	<0.5
MW7	04/02/01	17.12	4.26	12.86	NLPH	---	120	1,500	---	0.91	<0.5	<0.5	<0.5
MW7	07/02/01	17.12	5.42	11.70	NLPH	---	110	740	---	4.1	<0.5	0.75	0.84
MW7	10/15/01	17.12	7.50	9.62	NLPH	---	170	740	---	<0.5	<0.5	<0.5	0.69
MW7	Nov-01	17.06	Well surveyed in compliance with AB 2886 requirements.										
MW7	02/04/02	17.06	3.81	13.25	NLPH	88.0	928	610	---	<0.50	<0.50	<0.50	<0.50
MW7	05/06/02	17.06	4.51	12.55	NLPH	72	591	565	712.0	2.4	<0.5	2.5	4.1
MW7	08/22/02	17.06	6.25	10.81	NLPH	<50	586	482	---	2.5	<2.5	<2.5	3.0
MW7	11/08/02	17.06	5.03	12.03	NLPH	<50	463	319	---	1.7	<0.5	<0.5	0.6
MW7	02/07/03	17.06	4.57	12.49	NLPH	<50	344	440	---	0.9	0.9	0.8	3.5
MW7	05/02/03	17.06	4.39	12.67	NLPH	<50	323	307	---	0.80	<0.5	<0.5	<0.5
MW7	08/14/03	17.06	5.96	11.10	NLPH	<50	197	45.5	---	2.00	<0.5	<0.5	1.0
MW7	11/14/03	17.06	6.04	11.02	NLPH	<50	146	48.0	---	1.50	<0.5	0.6	1.7
MW7	03/01/04	17.06	2.91	14.15	NLPH	138d	<50.0	---	8.10	<0.50	<0.5	<0.5	<0.5

**TABLE 1A**  
**CUMULATIVE GROUNDWATER MONITORING AND SAMPLING DATA**  
Former Exxon Service Station 7-0104  
1725 Park Street  
Alameda, California  
(Page 9 of 18)

Well ID	Sampling Date	TOC (fmsl)	DTW (fbgs)	GW Elev. (fmsl)	SUBJ	TPHd (µg/L)	TPHg (µg/L)	MTBE 8021B (µg/L)	MTBE 8260B (µg/L)	B (µg/L)	T (µg/L)	E (µg/L)	X (µg/L)
MW7	06/10/04	17.06	5.18	11.88	NLPH	293d	9,830	26.0	---	501	2,280	205	1,920
MW7	09/13/04	17.06	5.85	11.21	NLPH	292d	1,350	82.5	---	64.5	<2.5	6.5	225
MW7	12/22/04	17.06	4.51	12.55	NLPH	173d, f	<50.0	12.2	---	0.50	<0.5	0.8	<0.5
MW7	03/24/05	17.06	2.92	14.14	NLPH	124d	<50.0	---	2.10	<0.50	<0.5	<0.5	<0.5
MW7	06/14/05	17.06	4.31	12.75	NLPH	89d	<50.0	---	4.50	<0.50	<0.5	<0.5	<0.5
MW7	09/12/05	17.06	6.92	10.14	NLPH	68.0d	<50.0	---	10.8	<0.50	<0.50	<0.50	<0.50
<b>MW7</b>	<b>12/13/05</b>	<b>17.06</b>	<b>5.71</b>	<b>11.35</b>	<b>NLPH</b>	<b>249d</b>	<b>&lt;50.0</b>	<b>---</b>	<b>5.93</b>	<b>&lt;0.50</b>	<b>&lt;0.50</b>	<b>&lt;0.50</b>	<b>&lt;0.50</b>
MW8	09/12/94	16.33	6.42	9.91	NLPH	---	<50a	---	---	<0.5	<0.5	<0.5	<0.5
MW8	10/01/94	16.33	6.62	9.71	NLPH	---	<50a	---	---	<0.5	<0.5	<0.5	<0.5
MW8	01/13/95	16.33	5.25	11.08	NLPH	---	<50a	---	---	<0.5	<0.5	<0.5	<0.5
MW8	04/27/95	16.33	6.00	10.33	NLPH	---	<50	---	---	<0.5	<0.5	<0.5	<0.5
MW8	08/03/95	16.33	6.28	10.05	NLPH	---	<50	<2.5	---	<0.5	<0.5	<0.5	<0.5
MW8	10/17/95	16.33	6.93	9.40	NLPH	---	<50	<5.0	---	<0.5	<0.5	<0.5	<0.5
MW8	01/24/96	16.33	5.71	10.62	NLPH	---	<50	<5.0	---	<0.5	<0.5	<0.5	<0.5
MW8	04/24/96	16.33	5.52	10.81	NLPH	---	<50	<5.0	---	<0.5	<0.5	<0.5	<0.5
MW8	07/26/96	16.33	6.27	10.06	NLPH	---	<50	230	---	<0.5	<0.5	<0.5	<0.5
MW8	10/30/96	16.33	6.69	9.64	NLPH	---	<50	<5.0	---	<0.5	<0.5	<0.5	<0.5
MW8	01/31/97	16.33	5.18	11.15	NLPH	---	---	---	---	---	---	---	---
MW8	04/10/97	16.33	---	---	---	---	---	---	---	---	---	---	---
MW8	07/10/97	16.33	---	---	---	---	---	---	---	---	---	---	---
MW8	10/08/97	16.33	---	---	---	---	---	---	---	---	---	---	---
MW8	01/28/98	16.33	5.11	11.22	NLPH	---	---	---	---	---	---	---	---
MW8	04/14/98	16.33	5.02	11.31	NLPH	---	<50	<2.5	---	<0.5	<0.5	<0.5	<0.5
MW8	07/30/98	16.33	5.84	10.49	NLPH	---	<50	6.6	---	<0.5	<0.5	<0.5	<0.5
MW8	10/19/98	16.33	6.07	10.26	NLPH	---	<50	<2.5	---	<0.5	<0.5	<0.5	<0.5
MW8	01/13/99	16.33	5.59	10.74	NLPH	---	<50	<2.0	---	<0.5	<0.5	<0.5	<0.5
MW8	04/28/99	16.33	5.38	10.95	NLPH	---	<50	---	<0.5	<0.5	<0.5	<0.5	<0.5
MW8	07/09/99	16.33	5.71	10.62	NLPH	---	<50	3.01	---	<0.5	<0.5	<0.5	<0.5
MW8	10/25/99	16.33	6.15	10.18	NLPH	---	<50	<1.0	---	<1.0	<1.0	<1.0	<1.0
MW8	01/21/00	16.33	6.51	9.82	NLPH	---	<50	<1.0	---	<1.0	<1.0	<1.0	<1.0
MW8	04/14/00	16.33	5.54	10.79	Brown	---	<50	<1	---	<1	<1	<1	<1
MW8	06/16/00	16.33	Property transferred to Valero Refining Company.										
MW8	07/05/00	16.33	5.67	10.66	NLPH	---	<50	<2	---	<0.5	<0.5	<0.5	<0.5
MW8	10/03/00	16.33	6.02	10.31	NLPH	---	<50	<2	---	<0.5	<0.5	<0.5	<0.5
MW8	01/02/01	16.33	5.95	10.38	NLPH	140c	<50	<2	---	<0.5	<0.5	<0.5	<0.5
MW8	04/02/01	16.33	---	---	---	---	---	---	---	---	---	---	---
MW8	07/02/01	16.33	5.76	10.57	NLPH	<50	<50	<2	---	<0.5	<0.5	<0.5	<0.5
MW8	10/15/01	16.33	6.19	10.14	NLPH	<50	<50	<2	---	<0.5	<0.5	<0.5	<0.5
MW8	Nov-01	16.24	Well surveyed in compliance with AB 2886 requirements.										
MW8	02/04/02 e	16.24	---	---	---	---	---	---	---	---	---	---	---
MW8	05/06/02	16.24	5.31	10.93	NLPH	<50	<50.0	0.5	<0.50	<0.5	<0.5	<0.5	<0.5

**TABLE 1A**  
**CUMULATIVE GROUNDWATER MONITORING AND SAMPLING DATA**  
Former Exxon Service Station 7-0104  
1725 Park Street  
Alameda, California  
(Page 10 of 18)

Well ID	Sampling Date	TOC (fmsl)	DTW (fbgs)	GW Elev. (fmsl)	SUBJ	TPHd (µg/L)	TPHg (µg/L)	MTBE 8021B (µg/L)	MTBE 8260B (µg/L)	B (µg/L)	T (µg/L)	E (µg/L)	X (µg/L)
MW8	08/22/02	16.24	6.07	10.17	NLPH	<50	<50.0	<0.5	---	<0.5	<0.5	<0.5	<0.5
MW8	11/08/02	16.24	5.91	10.33	NLPH	<50	<50.0	<0.5	---	<0.5	<0.5	<0.5	<0.5
MW8	02/07/03	16.24	5.34	10.90	NLPH	<50	<50.0	<0.5	---	<0.5	<0.5	<0.5	<0.5
MW8	05/02/03	16.24	5.27	10.97	NLPH	<50	<50.0	<0.5	---	<0.50	<0.5	<0.5	<0.5
MW8	08/14/03	16.24	5.60	10.64	NLPH	<50	<50.0	<0.5	---	<0.50	<0.5	<0.5	<0.5
MW8	11/14/03	16.24	6.01	10.23	NLPH	55d	<50.0	<0.5	---	<0.50	<0.5	0.7	1.7
MW8	03/01/04	16.24	5.16	11.08	NLPH	<50	<50.0	---	<0.50	<0.50	<0.5	<0.5	<0.5
MW8	06/15/04	16.24	5.36	10.88	NLPH	<50	<50.0	<0.50	---	<0.50	<0.5	<0.5	<0.5
MW8	09/13/04	16.24	5.81	10.43	NLPH	<50	<50.0	0.9	---	<0.50	<0.5	<0.5	0.7
MW8	12/22/04	16.24	5.42	10.82	NLPH	<50	<50.0	<0.50	---	0.50	<0.5	0.5	<0.5
MW8	03/24/05	16.24	5.03	11.21	NLPH	<50	<50.0	---	<0.50	<0.50	<0.5	<0.5	<0.5
MW8	06/14/05	16.24	5.09	11.15	NLPH	<50	<50.0	---	<0.50	<0.50	<0.5	<0.5	<0.5
MW8	09/12/05	16.24	6.24	10.00	NLPH	69.5d	<50.0	---	<0.500	<0.50	<0.50	<0.50	<0.50
<b>MW8</b>	<b>12/13/05</b>	<b>16.24</b>	<b>5.69</b>	<b>10.55</b>	<b>NLPH</b>	<b>&lt;50.0</b>	<b>&lt;50.0</b>	<b>---</b>	<b>&lt;0.500</b>	<b>&lt;0.50</b>	<b>&lt;0.50</b>	<b>&lt;0.50</b>	<b>&lt;0.50</b>
MW9	09/12/94	15.62	6.84	8.78	NLPH	---	<50a	---	---	<0.5	<0.5	<0.5	<0.5
MW9	10/01/94	15.62	6.97	8.65	NLPH	---	<50a	---	---	<0.5	<0.5	<0.5	<0.5
MW9	01/13/95	15.62	6.18	9.44	NLPH	---	<50a	---	---	<0.5	<0.5	<0.5	<0.5
MW9	04/27/95	15.62	6.58	9.04	NLPH	---	<50	---	---	<0.5	<0.5	<0.5	<0.5
MW9	08/03/95	15.62	6.72	8.90	NLPH	---	<50	<2.5	---	<0.5	<0.5	<0.5	<0.5
MW9	10/17/95	15.62	7.09	8.53	NLPH	---	<50	<5.0	---	<0.5	<0.5	<0.5	<0.5
MW9	01/24/96	15.62	6.46	9.16	NLPH	---	<50	<5.0	---	<0.5	<0.5	<0.5	<0.5
MW9	04/24/96	15.62	6.43	9.19	NLPH	---	<50	<5.0	---	<0.5	<0.5	<0.5	<0.5
MW9	07/26/96	15.62	6.80	8.82	NLPH	---	<50	<5.0	---	<0.5	<0.5	<0.5	<0.5
MW9	10/30/96	15.62	6.94	8.68	NLPH	---	<50	<5.0	---	<0.5	<0.5	<0.5	<0.5
MW9	01/31/97	15.62	6.10	9.52	NLPH	---	---	---	---	---	---	---	---
MW9	04/10/97	15.62	---	---	---	---	---	---	---	---	---	---	---
MW9	07/10/97	15.62	---	---	---	---	---	---	---	---	---	---	---
MW9	10/08/97	15.62	---	---	---	---	---	---	---	---	---	---	---
MW9	01/28/98	15.62	5.66	9.96	NLPH	---	---	---	---	---	---	---	---
MW9	04/14/98	15.62	---	---	---	---	---	---	---	---	---	---	---
MW9	07/30/98	15.62	6.17	9.45	NLPH	---	---	---	---	---	---	---	---
MW9	10/19/98	15.62	6.40	9.22	NLPH	---	---	---	---	---	---	---	---
MW9	01/13/99	15.62	6.28	9.34	NLPH	---	---	---	---	---	---	---	---
MW9	04/28/99	15.62	5.87	9.75	NLPH	---	<50	---	<0.5	<0.5	<0.5	<0.5	<0.5
MW9	07/09/99	15.62	6.24	9.38	NLPH	---	<50	<2.0	---	<0.5	<0.5	<0.5	<0.5
MW9	10/25/99	15.62	6.67	8.95	NLPH	---	<50	<1.0	---	<1.0	<1.0	<1.0	<1.0
MW9	01/21/00	15.62	6.93	8.69	NLPH	---	<50	<1.0	---	<1.0	<1.0	<1.0	<1.0
MW9	04/14/00	15.62	6.05	9.57	Turbid	---	<50	<1	---	<1	<1	<1	<1
MW9	06/16/00	15.62	Property transferred to Valero Refining Company.				---	---	---	---	---	---	---
MW9	07/05/00	15.62	6.34	9.28	NLPH	---	<50	<2	---	<0.5	<0.5	<0.5	<0.5
MW9	10/03/00	15.62	6.52	9.10	NLPH	---	<50	<2	---	<0.5	<0.5	<0.5	<0.5

**TABLE 1A**  
**CUMULATIVE GROUNDWATER MONITORING AND SAMPLING DATA**  
Former Exxon Service Station 7-0104  
1725 Park Street  
Alameda, California  
(Page 11 of 18)

Well ID	Sampling Date	TOC (fmsl)	DTW (fbgs)	GW Elev. (fmsl)	SUBJ	TPHd (µg/L)	TPHg (µg/L)	MTBE 8021B (µg/L)	MTBE 8260B (µg/L)	B (µg/L)	T (µg/L)	E (µg/L)	X (µg/L)
MW9	01/02/01	15.62	6.53	9.09	NLPH	---	<50	<2	---	<0.5	<0.5	<0.5	<0.5
MW9	04/02/01	15.62	6.21	9.41	NLPH	---	<50	<2	---	<0.5	<0.5	0.57	0.73
MW9	07/02/01	15.62	6.40	9.22	NLPH	---	<50	<2	---	<0.5	<0.5	<0.5	<0.5
MW9	10/15/01	15.62	6.65	8.97	NLPH	---	<50	<2	---	<0.5	<0.5	<0.5	<0.5
MW9	Nov-01	15.56	Well surveyed in compliance with AB 2886 requirements.										
MW9	02/04/02	15.56	4.77	10.79	NLPH	<50.0	<50.0	0.50	---	<0.50	<0.50	<0.50	<0.50
MW9	05/06/02	15.56	6.29	9.27	NLPH	<50	<50.0	<0.5	<0.50	<0.5	<0.5	<0.5	<0.5
MW9	08/22/02	15.56	6.70	8.86	NLPH	<50	<50.0	<0.5	---	<0.5	<0.5	<0.5	<0.5
MW9	11/08/02	15.56	6.55	9.01	NLPH	<50	<50.0	<0.5	---	<0.5	<0.5	<0.5	<0.5
MW9	02/07/03	15.56	6.35	9.21	NLPH	<50	<50.0	<0.5	---	<0.5	<0.5	<0.5	<0.5
MW9	05/02/03	15.56	6.16	9.40	NLPH	91	<50.0	<0.5	---	<0.50	<0.5	<0.5	<0.5
MW9	08/14/03	15.56	6.54	9.02	NLPH	<50	<50.0	<0.5	---	<0.50	<0.5	<0.5	<0.5
MW9	11/14/03	15.56	6.60	8.96	NLPH	<50	<50.0	<0.5	---	<0.50	<0.5	<0.5	<0.5
MW9	03/01/04	15.56	5.89	9.67	NLPH	<50	<50.0	---	<0.50	<0.50	<0.5	<0.5	<0.5
MW9	06/15/04	15.56	6.43	9.13	NLPH	<50	<50.0	<0.50	---	<0.50	<0.5	<0.5	<0.5
MW9	09/13/04	15.56	6.58	8.98	NLPH	<50	<50.0	<0.50	---	<0.50	<0.5	<0.5	<0.5
MW9	12/22/04	15.56	6.28	9.28	NLPH	<50	<50.0	<0.50	---	<0.50	<0.5	<0.5	<0.5
MW9	03/24/05	15.56	5.61	9.95	NLPH	<50	<50.0	---	<0.50	<0.50	<0.5	<0.5	<0.5
MW9	06/14/05	15.56	6.06	9.50	NLPH	<50	<50.0	---	<0.50	<0.50	<0.5	<0.5	<0.5
MW9	09/12/05	15.56	6.65	8.91	NLPH	<50.0	<50.0	---	<0.500	<0.50	<0.50	<0.50	<0.50
<b>MW9</b>	<b>12/13/05</b>	<b>15.56</b>	<b>6.32</b>	<b>9.24</b>	<b>NLPH</b>	<b>&lt;50.0</b>	<b>&lt;50.0</b>	<b>---</b>	<b>&lt;0.500</b>	<b>&lt;0.50</b>	<b>&lt;0.50</b>	<b>&lt;0.50</b>	<b>&lt;0.50</b>
MW10	09/12/94	16.79	7.04	9.75	NLPH	---	71a	---	---	<0.5	<0.5	1.6	<0.5
MW10	10/01/94	16.79	7.30	9.49	NLPH	---	330a	---	---	1.1	<0.5	2.8	0.73
MW10	01/13/95	16.79	6.04	10.75	NLPH	---	90a	---	---	<0.5	<0.5	<0.5	<0.5
MW10	04/27/95	16.79	6.66	10.13	NLPH	---	140	---	---	<0.5	<0.5	5.4	1.3
MW10	08/03/95	16.79	7.23	9.56	NLPH	---	150	<2.5	---	<0.5	<0.5	<0.5	<0.5
MW10	10/17/95	16.79	7.93	8.86	NLPH	---	<50	95	---	<0.5	<0.5	<0.5	<0.5
MW10	01/24/96	16.79	6.43	10.36	NLPH	---	760	24	---	1.6	0.52	62	28
MW10	04/24/96	16.79	6.42	10.37	NLPH	---	110	6.8	---	<0.5	<0.5	7.1	<0.5
MW10	07/26/96	16.79	7.47	9.32	NLPH	---	140	<5.0	---	<0.5	<0.5	12	0.86
MW10	10/30/96	16.79	7.88	8.91	NLPH	---	<50	5.6	---	<0.5	<0.5	<0.5	<0.5
MW10	01/31/97	16.79	5.88	10.91	NLPH	---	<50	10	---	<0.5	<0.5	<0.5	<0.5
MW10	04/10/97	16.79	---	---	---	---	---	---	---	---	---	---	---
MW10	07/10/97	16.79	7.32	9.47	NLPH	---	<50	<2.5	---	<0.5	<0.5	<0.5	<0.5
MW10	10/08/97	16.79	---	---	---	---	---	---	---	---	---	---	---
MW10	12/12/97	Well destroyed.											
MW11	10/17/95	18.04	7.72	10.32	NLPH	---	34,000	890	---	3,800	150	950	4,500
MW11	01/24/96	18.04	5.97	12.07	NLPH	---	44,000	<500	---	3,800	1,200	2,100	9,800
MW11	04/24/96	18.04	5.84	12.20	NLPH	---	34,000	720	---	2,900	1,400	1,700	8,300
MW11	07/26/96	18.04	6.98	11.06	NLPH	---	39,000	800	---	4,600	4,200	950	9,500

**TABLE 1A**  
**CUMULATIVE GROUNDWATER MONITORING AND SAMPLING DATA**  
Former Exxon Service Station 7-0104  
1725 Park Street  
Alameda, California  
(Page 12 of 18)

Well ID	Sampling Date	TOC (fmsl)	DTW (fbgs)	GW Elev. (fmsl)	SUBJ	TPHd (µg/L)	TPHg (µg/L)	MTBE 8021B (µg/L)	MTBE 8260B (µg/L)	B (µg/L)	T (µg/L)	E (µg/L)	X (µg/L)
MW11	10/30/96	18.04	7.54	10.50	NLPH	---	53,000	990	---	4,200	3,600	2,100	9,600
MW11	01/31/97	18.04	5.00	13.04	NLPH	---	23,000	---	310	170	2,500	940	4,300
MW11	04/10/97	18.04	---	---	NLPH	---	29,000	200	---	1,200	440	970	6,400
MW11	07/10/97	18.04	7.30	10.74	NLPH	---	42,000	690	---	1,700	870	1,900	12,000
MW11	10/08/97	18.04	7.62	10.42	NLPH	---	42,000	1,100	---	1,700	2,500	1,400	9,900
MW11	01/28/98	18.04	4.77	13.27	NLPH	---	35,000	---	6,800	2,400	3,500	1,700	7,900
MW11	04/14/98	18.04	4.68	13.36	NLPH	---	15,000	---	1,200	1,700	250	500	2,000
MW11	07/30/98	18.04	6.33	11.71	NLPH	---	24,000	1,700	---	1,600	560	1,000	4,300
MW11	10/19/98	18.04	6.65	11.39	NLPH	---	29,000	1,700	---	1,200	2,500	920	4,900
MW11	01/13/99	18.04	6.42	11.62	NLPH	---	50,900	1,920	---	2,210	6,440	2,030	10,600
MW11	04/28/99	18.04	5.30	12.74	NLPH	---	59,400	---	2,390	3,790	4,260	1,790	2,970
MW11	07/09/99	18.04	6.22	11.82	NLPH	---	51,500	4,630	---	5,890	5,340	2,370	12,700
MW11	10/25/99	18.04	6.77	11.27	NLPH	---	51,000	1,700	---	3,900	5,800	2,300	12,300
MW11	01/21/00	18.04	6.47	11.57	NLPH	---	56,000	1,100	---	2,300	4,600	2,100	11,600
MW11	04/14/00	18.04	5.09	12.95	NLPH	---	42,000	2,100	---	3,000	2,600	1,600	8,000
MW11	06/16/00	18.04	Property transferred to Valero Refining Company.										
MW11	07/05/00	18.04	5.93	12.11	NLPH	---	32,000	3,900	---	3,000	2,700	1,300	6,200
MW11	10/03/00	18.04	6.57	11.47	NLPH	---	46,000	4,300	---	2,900	3,600	1,600	7,900
MW11	01/02/01	18.04	6.46	11.58	NLPH	1,600c	44,000	4,200	---	3,900	3,600	1,300	6,500
MW11	04/02/01	18.04	5.44	12.60	NLPH	2,000	39,000	3,100	---	2,600	3,600	1,500	7,500
MW11	07/02/01	18.04	9.10	8.94	NLPH	2,300	45,000	3,000	---	2,000	2,000	1,400	7,200
MW11	10/15/01	18.04	8.10	9.94	NLPH	1,400d	55,000	2,600	---	5,100	5,700	1,900	9,100
MW11	Nov-01	17.98	Well surveyed in compliance with AB 2886 requirements.										
MW11	02/04/02	17.98	5.14	12.84	NLPH	2,430	37,800	1,910	---	3,340	3,550	1,450	6,480
MW11	05/06/02	17.98	5.51	12.47	NLPH	3,000	27,200	1,350	1,984	1,420	1,580	1,110	4,960
MW11	08/22/02	17.98	6.63	11.35	NLPH	5,660	28,100	2,240	---	2,020	1,520	1,120	5,360
MW11	11/08/02	17.98	5.34	12.64	NLPH	3,680	26,000	246	---	1,170	2,130	1,020	5,390
MW11	02/07/03	17.98	5.42	12.56	NLPH	4,360	50,000	1,400	---	3,660	4,500	1,920	8,600
MW11	05/02/03	17.98	5.17	12.81	NLPH	2,330	41,200	1,080	---	1,980	1,860	1,450	7,100
MW11	08/14/03	17.98	6.42	11.56	NLPH	5,480d	46,700	1,140	---	3,360	2,150	1,870	7,640
MW11	11/14/03	17.98	6.39	11.59	NLPH	3,530d	45,800	240	---	2,070	3,300	2,010	8,680
MW11	03/01/04	17.98	4.58	13.40	NLPH	2,030d	5,540	---	61.7	246	350	205	904
MW11	06/15/04	17.98	5.83	12.15	NLPH	2,090d	48,100	580	---	2,040	2,160	2,430	10,100
MW11	09/13/04	17.98	6.41	11.57	NLPH	3,220d	40,300	250	---	2,210	1,290	1,930	8,350
MW11	12/22/04	17.98	5.49	12.49	NLPH	1,770d, f	20,800	105	---	1,060	1,540	750	3,220
MW11	03/24/05	17.98	4.22	13.76	NLPH	643d	4,030	---	800	64.0	52.1	114	532
MW11	06/14/05	17.98	5.42	12.56	NLPH	3,830d	36,900	---	351	1,330	2,760	1,520	6,870
MW11	09/12/05	17.98	7.18	10.80	NLPH	4,020d	16,600	---	245	1,050	795	1,090	4,190
<b>MW11</b>	<b>12/13/05</b>	<b>17.98</b>	<b>6.52</b>	<b>11.46</b>	<b>NLPH</b>	<b>2,670d</b>	<b>28,700</b>	<b>---</b>	<b>97.0</b>	<b>942</b>	<b>527</b>	<b>1,320</b>	<b>6,070</b>
MW12	10/17/95	16.30	6.38	9.92	NLPH	---	<50	<5.0	---	<0.5	<0.5	<0.5	<0.5
MW12	01/24/96	16.30	4.86	11.44	NLPH	---	<50	<5.0	---	<0.5	<0.5	<0.5	<0.5

**TABLE 1A**  
**CUMULATIVE GROUNDWATER MONITORING AND SAMPLING DATA**  
Former Exxon Service Station 7-0104  
1725 Park Street  
Alameda, California  
(Page 13 of 18)

Well ID	Sampling Date	TOC (fmsl)	DTW (fbgs)	GW Elev. (fmsl)	SUBJ	TPHd (µg/L)	TPHg (µg/L)	MTBE 8021B (µg/L)	MTBE 8260B (µg/L)	B (µg/L)	T (µg/L)	E (µg/L)	X (µg/L)
MW12	04/24/96	16.30	4.46	11.84	NLPH	---	<50	<5.0	---	<0.5	0.68	<0.5	0.72
MW12	07/26/96	16.30	5.90	10.40	NLPH	---	<50	<5.0	---	<0.5	<0.5	<0.5	<0.5
MW12	10/30/96	16.30	6.56	9.74	NLPH	---	<50	<5.0	---	<0.5	<0.5	<0.5	<0.5
MW12	01/31/97	16.30	4.57	11.73	NLPH	---	<50	<5.0	---	<0.5	<0.5	<0.5	<0.5
MW12	04/10/97	16.30	---	---	---	---	---	---	---	---	---	---	---
MW12	07/10/97	16.30	---	---	---	---	---	---	---	---	---	---	---
MW12	10/08/97	16.30	---	---	---	---	---	---	---	---	---	---	---
MW12	01/28/98	16.30	3.90	12.40	NLPH	---	---	---	---	---	---	---	---
MW12	04/14/98	16.30	3.67	12.63	NLPH	---	---	---	---	---	---	---	---
MW12	07/30/98	16.30	5.00	11.30	NLPH	---	---	---	---	---	---	---	---
MW12	10/19/98	16.30	---	---	NLPH	---	---	---	---	---	---	---	---
MW12	01/13/99	16.30	5.19	11.11	NLPH	---	---	---	---	---	---	---	---
MW12	04/28/99	16.30	4.53	11.77	---	---	---	---	---	---	---	---	---
MW12	07/09/99 - 04/14/00	Not monitored or sampled.											
MW12	06/16/00	16.30	Property transferred to Valero Refining Company.										
MW12	07/05/00 - 04/02/01	Not monitored or sampled.											
MW12	07/02/01	16.30	8.34	7.96	NLPH	---	---	---	---	---	---	---	---
MW12	10/15/01	16.30	---	---	---	---	---	---	---	---	---	---	---
MW12	Nov-01	16.15	Well surveyed in compliance with AB 2886 requirements.										
MW12	02/04/02 - present	Not monitored or sampled.											
EW1	09/12/94	16.22	6.13	10.09	NLPH	---	400a	---	---	40	<0.5	10	5.4
EW1	10/01/94	16.22	7.63	8.59	NLPH	---	3,400a	---	---	<0.5	4.4	30	11
EW1	01/13/95	16.22	11.46	4.76	NLPH	---	680a	---	---	40	<0.5	12	16
EW1	04/27/95	16.22	15.47	0.75	NLPH	---	---	---	---	---	---	---	---
EW1	08/03/95	16.22	13.85	2.37	NLPH	---	<125	590	---	2.7	<1.2	<1.2	<1.2
EW1	10/17/95	16.22	8.05	8.17	NLPH	---	3,600	400	---	220	<0.5	160	36
EW1	01/24/96	16.22	11.07	5.15	NLPH	---	64	260	---	4.3	<0.5	1.3	0.53
EW1	04/24/96	16.22	6.20	10.02	NLPH	---	740	3,000	---	130	2.3	35	2.1
EW1	07/26/96	16.22	13.93	2.29	NLPH	---	<50	960	---	<0.5	<0.5	<0.5	<0.5
EW1	10/30/96	16.22	13.74	2.48	NLPH	---	<50	5,300	---	0.52	<0.5	<0.5	<0.5
EW1	01/31/97	16.22	8.40	7.82	NLPH	---	---	---	---	---	---	---	---
EW1	04/10/97	16.22	---	---	---	---	---	---	---	---	---	---	---
EW1	07/10/97	16.22	---	---	---	---	---	---	---	---	---	---	---
EW1	10/08/97	16.22	---	---	---	---	---	---	---	---	---	---	---
EW1	01/28/98	16.22	3.35	12.87	NLPH	---	---	---	---	---	---	---	---
EW1	04/14/98	16.22	3.52	12.70	NLPH	---	---	---	---	---	---	---	---
EW1	07/30/98	16.22	5.48	10.74	NLPH	---	---	---	---	---	---	---	---
EW1	10/19/98	16.22	5.77	10.45	NLPH	---	---	---	---	---	---	---	---
EW1	01/13/99	16.22	5.49	10.73	NLPH	---	---	---	---	---	---	---	---
EW1	04/28/99	16.22	4.31	11.91	NLPH	---	---	---	---	---	---	---	---
EW1	07/09/99 - 04/14/00	Not monitored or sampled.											

**TABLE 1A**  
**CUMULATIVE GROUNDWATER MONITORING AND SAMPLING DATA**  
Former Exxon Service Station 7-0104  
1725 Park Street  
Alameda, California  
(Page 14 of 18)

Well ID	Sampling Date	TOC (fmsl)	DTW (fbgs)	GW Elev. (fmsl)	SUBJ	TPHd (µg/L)	TPHg (µg/L)	MTBE 8021B (µg/L)	MTBE 8260B (µg/L)	B (µg/L)	T (µg/L)	E (µg/L)	X (µg/L)
EW1	06/16/00	16.22	Property transferred to Valero Refining Company.										
EW1	07/05/00 - 10/15/01	Not monitored or sampled.											
EW1	Nov-01	16.27	Well surveyed in compliance with AB 2886 requirements.										
EW1	02/04/02	16.27	---	---	---	---	---	---	---	---	---	---	---
EW1	05/06/02	16.27	4.94	11.33	NLPH	---	---	---	---	---	---	---	---
EW1	08/22/02 e	16.27	---	---	---	---	---	---	---	---	---	---	---
EW1	11/08/02	16.27	3.80	12.47	NLPH	---	---	---	---	---	---	---	---
EW1	02/07/03	16.27	12.45	3.82	NLPH	---	---	---	---	---	---	---	---
EW1	05/02/03	16.27	6.55	9.72	NLPH	---	---	---	---	---	---	---	---
EW1	08/14/03	16.27	---	---	NLPH	---	---	---	---	---	---	---	---
EW1	11/14/03	16.27	---	---	NLPH	---	---	---	---	---	---	---	---
EW1	03/01/04	16.27	---	---	NLPH	---	---	---	---	---	---	---	---
EW1	06/15/04	16.27	4.47	11.80	NLPH	---	---	---	---	---	---	---	---
EW1	09/13/04	16.27	5.12	11.15	NLPH	---	---	---	---	---	---	---	---
EW1	12/22/04	16.27	4.17	12.10	NLPH	---	---	---	---	---	---	---	---
EW1	03/24/05	16.27	2.97	13.30	NLPH	---	---	---	---	---	---	---	---
EW1	06/14/05	16.27	3.98	12.29	NLPH	---	---	---	---	---	---	---	---
EW1	09/12/05	16.27	14.39	1.88	NLPH	---	---	---	---	---	---	---	---
EW1	12/13/05	16.27	12.70	3.57	NLPH	---	---	---	---	---	---	---	---
EW2	09/12/94	16.05	6.09	9.96	NLPH	---	8,800a	---	---	2,000	79	180	290
EW2	10/01/94	16.05	7.32	8.73	NLPH	---	9,500a	---	---	1,400	6.7	700	310
EW2	01/13/95	16.05	14.38	1.67	NLPH	---	5,700a	---	---	930	270	21	280
EW2	04/27/95	16.05	15.23	0.82	NLPH	---	---	---	---	---	---	---	---
EW2	08/03/95	16.05	7.19	8.86	NLPH	---	830	1,600	---	170	27	36	64
EW2	10/17/95	16.05	18.97	-2.92	NLPH	---	180	3,600	---	<0.5	<0.5	<0.5	5.1
EW2	01/24/96	16.05	20.32	-4.27	NLPH	---	1,700	6,400	---	290	82	14	170
EW2	04/24/96	16.05	9.46	6.59	NLPH	---	3,500	7,300	---	670	200	110	490
EW2	07/26/96	16.05	16.50	-0.45	NLPH	---	1,400	14,000	---	250	56	10	220
EW2	10/30/96	16.05	20.30	-4.25	NLPH	---	1,500	13,000	---	200	44	8.8	190
EW2	01/31/97	16.05	19.21	-3.16	NLPH	---	---	---	---	---	---	---	---
EW2	04/10/97	16.05	---	---	---	---	---	---	---	---	---	---	---
EW2	07/10/97	16.05	---	---	---	---	---	---	---	---	---	---	---
EW2	10/08/97	16.05	---	---	---	---	---	---	---	---	---	---	---
EW2	01/28/98	16.05	3.35	12.70	NLPH	---	---	---	---	---	---	---	---
EW2	04/14/98	16.05	3.45	12.60	NLPH	---	---	---	---	---	---	---	---
EW2	07/30/98	16.05	11.50	4.55	NLPH	---	---	---	---	---	---	---	---
EW2	10/19/98	16.05	5.67	10.38	NLPH	---	---	---	---	---	---	---	---
EW2	01/13/99	16.05	9.57	6.48	NLPH	---	---	---	---	---	---	---	---
EW2	04/28/99	16.05	10.15	5.90	NLPH	---	---	---	---	---	---	---	---
EW2	07/09/99 - 04/14/00	Not monitored or sampled.											
EW2	06/16/00	16.05	Property transferred to Valero Refining Company.										









**TABLE 1A**  
**CUMULATIVE GROUNDWATER MONITORING AND SAMPLING DATA**  
Former Exxon Service Station 7-0104  
1725 Park Street  
Alameda, California  
(Page 18 of 18)

---

Notes:	=	Data prior to Second Quarter 2000 provided by Delta Environmental Consultants, Inc.
SUBJ	=	Results of subjective evaluation, liquid-phase hydrocarbon thickness in feet.
TOC	=	Top of well casing elevation; datum is mean sea level.
DTW	=	Depth to water.
GW Elev.	=	Groundwater elevation; datum is mean sea level.
TPHg	=	Total petroleum hydrocarbons as gasoline analyzed using EPA Method 5030/8015 (modified).
TPHd	=	Total petroleum hydrocarbons as diesel using EPA Method 5030/8015 (modified).
MTBE 8021B	=	Methyl tertiary butyl ether analyzed using EPA Method 8021B.
MTBE 8260B	=	Methyl tertiary butyl ether analyzed using EPA Method 8260B.
BTEX	=	Benzene, toluene, ethylbenzene, and total xylenes analyzed using EPA Method 8021B.
EDB	=	1,2-Dibromoethane analyzed using EPA Method 8260B.
1,2-DCA	=	1,2-Dichloroethane analyzed using EPA Method 8260B.
TAME	=	Tertiary amyl methyl ether analyzed using EPA Method 8260B.
TBA	=	Tertiary butyl alcohol analyzed using EPA Method 8260B.
ETBE	=	Ethyl tertiary butyl ether analyzed using EPA Method 8260B.
DIPE	=	Di-isopropyl ether analyzed using EPA Method 8260B.
NLPH	=	No liquid-phase hydrocarbons.
SPL	=	Separate-phase liquids present.
fmsl	=	Feet above mean sea level.
fbgs	=	Feet below ground surface.
ND	=	Not detected at or above laboratory reporting limits.
---	=	Not sampled.
µg/L	=	Micrograms per liter.
<	=	Less than the stated laboratory method reporting limit.
a	=	Total volatile hydrocarbons by DHS /LUFT Manual Method.
b	=	Results obtained from a 1:10 dilution analyzed on January 17, 1995.
c	=	Diesel-range hydrocarbons reportedly detected in bailer blank; result is suspect.
d	=	TPHd was detected in the sample; however, the detections do not resemble the typical diesel pattern.
e	=	Well inaccessible.
f	=	Analyte detected in laboratory method blank; result is suspect.
g	=	Concentration estimated. Analyte exceeded calibration range. Reanalysis not performed due to holding time requirements.
h	=	Initial analysis within holding time. Reanalysis for required dilution or confirmation was past holding time.





**TABLE 1B**  
**ADDITIONAL CUMULATIVE GROUNDWATER MONITORING AND SAMPLING DATA**

Former Exxon Service Station 7-0104

1725 Park Street  
 Alameda, California

(Page 3 of 5)

Well ID	Sampling Date	ETBE (µg/L)	TAME (µg/L)	TBA (µg/L)	1,2-DCA (µg/L)	EDB (µg/L)	DIPE (µg/L)	Ethanol (µg/L)	
MW6	12/22/04	---	---	---	---	---	---	---	
MW6	03/24/05	<0.50	<0.50	14,700	<0.50	<0.50	<0.50	<50.0	
MW6	06/14/05	<0.50	<0.50	22,800	<0.50	<0.50	<0.50	<50.0	
MW6	09/12/05	<0.500	<0.500	15,400	<0.500	<0.500	<0.500	<50.0	
<b>MW6</b>	<b>12/13/05</b>	<b>&lt;0.500</b>	<b>&lt;0.500</b>	<b>5,640g</b>	<b>&lt;0.500</b>	<b>&lt;0.500</b>	<b>&lt;0.500</b>	<b>&lt;50.0</b>	
MW7	09/12/94 - 04/14/00	Not analyzed for these analytes.							
MW7	06/16/00	Proptery transferred to Valero Refining Company.							
MW7	07/05/00 - 02/04/02	Not analyzed for these analytes.							
MW7	05/06/02	<0.50	<0.50	144	<0.50	<0.50	<0.50	---	
MW7	08/22/02 - 11/14/03	Not analyzed for these analytes.							
MW7	03/01/04	<0.50	<0.50	295	<0.50	<0.50	<0.50	---	
MW7	06/15/04	---	---	---	---	---	---	<100	
MW7	09/13/04	---	---	---	---	---	---	---	
MW7	12/22/04	---	---	---	---	---	---	---	
MW7	03/24/05	<0.50	<0.50	163	<0.50	<0.50	<0.50	<50.0	
MW7	06/14/05	<0.50	<0.50	878	<0.50	<0.50	<0.50	<50.0	
MW7	09/12/05	<0.500	<0.500	6,910	<0.500	<0.500	<0.500	<50.0	
<b>MW7</b>	<b>12/13/05</b>	<b>&lt;0.500</b>	<b>&lt;0.500</b>	<b>683</b>	<b>&lt;0.500</b>	<b>&lt;0.500</b>	<b>&lt;0.500</b>	<b>&lt;50.0</b>	
MW8	09/12/94 - 01/13/99	Not analyzed for these analytes.							
MW8	04/28/99	<0.50	<0.50	<10.0	<0.50	<0.50	<0.50	---	
MW8	07/09/99 - 04/14/00	Not analyzed for these analytes.							
MW8	06/16/00	Proptery transferred to Valero Refining Company.							
MW8	07/05/00 - 02/04/02	Not analyzed for these analytes.							
MW8	05/06/02	<0.50	<0.50	<10.0	<0.50	<0.50	<0.50	---	
MW8	08/22/02 - 11/14/03	Not analyzed for these analytes.							
MW8	03/01/04	<0.50	<0.50	<10.0	<0.50	<0.50	<0.50	---	
MW8	06/15/04	---	---	---	---	---	---	<100	
MW8	09/13/04	---	---	---	---	---	---	---	
MW8	12/22/04	---	---	---	---	---	---	---	
MW8	03/24/05	<0.50	<0.50	<10.0	<0.50	<0.50	<0.50	<50.0	
MW8	06/14/05	<0.50	<0.50	<10.0	<0.50	<0.50	<0.50	<50.0	
MW8	09/12/05	<0.500	<0.500	46.2	<0.500	<0.500	<0.500	<50.0	
<b>MW8</b>	<b>12/13/05</b>	<b>&lt;0.500</b>	<b>&lt;0.500</b>	<b>&lt;10.0</b>	<b>&lt;0.500</b>	<b>&lt;0.500</b>	<b>&lt;0.500</b>	<b>&lt;50.0</b>	
MW9	09/12/94 - 04/14/00	Not analyzed for these analytes.							
MW9	06/16/00	Proptery transferred to Valero Refining Company.							
MW9	07/05/00 - 02/04/02	Not analyzed for these analytes.							
MW9	05/06/02	<0.50	<0.50	<10.0	<0.50	<0.50	<0.50	---	
MW9	08/22/02 - 11/14/03	Not analyzed for these analytes.							
MW9	03/01/04	<0.50	<0.50	<10.0	<0.50	<0.50	<0.50	---	

**TABLE 1B**  
**ADDITIONAL CUMULATIVE GROUNDWATER MONITORING AND SAMPLING DATA**  
Former Exxon Service Station 7-0104  
1725 Park Street  
Alameda, California  
(Page 4 of 5)

Well ID	Sampling Date	ETBE (µg/L)	TAME (µg/L)	TBA (µg/L)	1,2-DCA (µg/L)	EDB (µg/L)	DIPE (µg/L)	Ethanol (µg/L)
MW9	06/15/04	---	---	---	---	---	---	<100
MW9	09/13/04	---	---	---	---	---	---	---
MW9	12/22/04	---	---	---	---	---	---	---
MW9	03/24/05	<0.50	<0.50	<10.0	<0.50	<0.50	<0.50	<50.0
MW9	06/14/05	<0.50	<0.50	<10.0	<0.50	<0.50	<0.50	<50.0
MW9	09/12/05	<0.500	<0.500	<10.0	<0.500	<0.500	<0.500	<50.0
<b>MW9</b>	<b>12/13/05</b>	<b>&lt;0.500</b>	<b>&lt;0.500</b>	<b>&lt;10.0</b>	<b>&lt;0.500</b>	<b>&lt;0.500</b>	<b>&lt;0.500</b>	<b>&lt;50.0</b>
MW10	09/12/94 - 10/08/97 Not analyzed for these analytes.							
MW10	12/12/97 - Well destroyed.							
MW11	09/12/94 - 04/14/00 Not analyzed for these analytes.							
MW11	06/16/00 - Property transferred to Valero Refining Company.							
MW11	07/05/00 - 02/04/02 Not analyzed for these analytes.							
MW11	05/06/02	1.00	<0.50	311	<0.50	<0.50	<0.50	---
MW11	08/22/02 - 11/14/03 Not analyzed for these analytes.							
MW11	03/01/04	<0.50	<0.50	21	<0.50	<0.50	<0.50	---
MW11	06/15/04	---	---	---	---	---	---	<100
MW11	09/13/04	---	---	---	---	---	---	---
MW11	12/22/04	---	---	---	---	---	---	---
MW11	03/24/05	<0.50	<0.50	<10.0	<0.50	<0.50	<0.50	<50.0
MW11	06/14/05	<0.50	<0.50	49.0	<0.50	<0.50	<0.50	<50.0
MW11	09/12/05	<0.500	<0.500	24.2	<0.500	<0.500	<0.500	<50.0
<b>MW11</b>	<b>12/13/05</b>	<b>&lt;0.500</b>	<b>&lt;0.500</b>	<b>70.8</b>	<b>&lt;0.500</b>	<b>&lt;0.500</b>	<b>&lt;0.500</b>	<b>&lt;50.0</b>
MW12	10/17/95 - 04/14/00 Not analyzed for these analytes.							
MW12	06/16/00 - Property transferred to Valero Refining Company.							
MW12	07/05/00 - present Not analyzed for these analytes.							
EW1	09/12/94 - 04/14/00 Not analyzed for these analytes.							
EW1	06/16/00 - Property transferred to Valero Refining Company.							
EW1	07/05/00 - present Not analyzed for these analytes.							
EW2	09/12/94 - 04/14/00 Not analyzed for these analytes.							
EW2	06/16/00 - Property transferred to Valero Refining Company.							
EW2	07/05/00 - present Not analyzed for these analytes.							
EW3	09/12/94 - 04/14/00 Not analyzed for these analytes.							
EW3	06/16/00 - Property transferred to Valero Refining Company.							
EW3	07/05/00 - present Not analyzed for these analytes.							



**TABLE 1B  
ADDITIONAL CUMULATIVE GROUNDWATER MONITORING AND SAMPLING DATA**

Former Exxon Service Station 7-0104

1725 Park Street

Alameda, California

(Page 5 of 5)

Well ID	Sampling Date	ETBE (µg/L)	TAME (µg/L)	TBA (µg/L)	1,2-DCA (µg/L)	EDB (µg/L)	DIPE (µg/L)	Ethanol (µg/L)
EW4	09/12/94 - 04/14/00	Not analyzed for these analytes.						
EW4	06/16/00	Proptery transferred to Valero Refining Company.						
EW4	07/05/00 - present	Not analyzed for these analytes.						
EW5	09/12/94 - 04/14/00	Not analyzed for these analytes.						
EW5	06/16/00	Proptery transferred to Valero Refining Company.						
EW5	07/05/00 - present	Not analyzed for these analytes.						

Notes:		Data prior to Second Quarter 2000 provided by Delta Environmental Consultants, Inc.
SUBJ	=	Results of subjective evaluation, liquid-phase hydrocarbon thickness in feet.
TOC	=	Top of well casing elevation; datum is mean sea level.
DTW	=	Depth to water.
GW Elev.	=	Groundwater elevation; datum is mean sea level.
TPHg	=	Total petroleum hydrocarbons as gasoline analyzed using EPA Method 5030/8015 (modified).
TPHd	=	Total petroleum hydrocarbons as diesel using EPA Method 5030/8015 (modified).
MTBE 8021B	=	Methyl tertiary butyl ether analyzed using EPA Method 8021B.
MTBE 8260B	=	Methyl tertiary butyl ether analyzed using EPA Method 8260B.
BTEX	=	Benzene, toluene, ethylbenzene, and total xylenes analyzed using EPA Method 8021B.
EDB	=	1,2-Dibromoethane analyzed using EPA Method 8260B.
1,2-DCA	=	1,2-Dichloroethane analyzed using EPA Method 8260B.
TAME	=	Tertiary amyl methyl ether analyzed using EPA Method 8260B.
TBA	=	Tertiary butyl alcohol analyzed using EPA Method 8260B.
ETBE	=	Ethyl tertiary butyl ether analyzed using EPA Method 8260B.
DIPE	=	Di-isopropyl ether analyzed using EPA Method 8260B.
NLPH	=	No liquid-phase hydrocarbons.
SPL	=	Separate-phase liquids present.
fbgs	=	Feet below ground surface.
ND	=	Not detected at or above laboratory reporting limits.
---	=	Not sampled.
µg/L	=	Micrograms per liter.
<	=	Less than the stated laboratory method reporting limit.
a	=	Total volatile hydrocarbons by DHS /LUFT Manual Method.
b	=	Results obtained from a 1:10 dilution analyzed on January 17, 1995.
c	=	Diesel-range hydrocarbons reportedly detected in bailer blank; result is suspect.
d	=	TPHd was detected in the sample; however, the detections do not resemble the typical diesel pattern.
e	=	Well inaccessible.
f	=	Analyte detected in laboratory method blank; result is suspect.
g	=	Concentration estimated. Analyte exceeded calibration range. Reanalysis not performed due to holding time requirements.
h	=	Initial analysis within holding time. Reanalysis for required dilution or confirmation was past holding time.

**TABLE 2**  
**WELL CONSTRUCTION DETAILS**  
Former Exxon Service Station 7-0104  
1725 Park Street  
Oakland, California  
(Page 1 of 2)

Well ID	Date Well Installed	TOC Elev. (fmsl)	Borehole Diameter (inches)	Total Depth of Boring (fbgs)	Well Depth (fbgs)	Well Casing Diameter (inches)	Well Casing Material	Screened Interval (fbgs)	Slot Size (inches)	Filter Pack Interval (fbgs)	Filter Pack Material
MW1 a	1988	17.29	NS	22	NS	NS	NS	6-22	NS	NS	NS
MW2 a	1988	16.39	NS	16	NS	NS	NS	3-15	NS	NS	NS
MW3 a	1988	17.02	NS	16	NS	NS	NS	4-15	NS	NS	NS
MW4 a	1988	17.29	NS	21	NS	NS	NS	4-19	NS	NS	NS
MW5 a	1988	16.64	NS	21	NS	NS	NS	5-20	NS	NS	NS
MS6 a	1988	17.31	NS	21	NS	NS	NS	5-20	NS	NS	NS
MW7 a	1988	17.06	NS	40	NS	NS	NS	3-19	NS	NS	NS
MW8	05/05/93	16.24	8	21.5	19	2	PVC	5-19	0.020	3.5-19	#3 Sand
MW9	05/05/93	15.56	8	19	19	2	PVC	5-19	0.020	3.5-19	#3 Sand
MW10	12/12/97 - Well destroyed.										
MW11 b	1995	17.98	8	20	20	2	PVC	5-20	0.020	4-20	#3 Sand
MW12 b	1995	16.15	8	20	20	2	PVC	5-20	0.020	4-20	#3 Sand
EW1 a	Dec. 1991	16.27	NS	41	NS	NS	NS	5-36	NS	NS	NS
EW2 a	Dec. 1991	16.07	NS	40	NS	NS	NS	5-35.5	NS	NS	NS
EW3 a	Dec. 1991	16.08	NS	40	NS	NS	NS	5-35.5	NS	NS	NS
EW4 a	Dec. 1991	15.69	NS	40.5	NS	NS	NS	4-35.5	NS	NS	NS
EW5 a	Dec. 1991	16.67	NS	41	NS	NS	NS	5-40	NS	NS	NS

**TABLE 2**  
**WELL CONSTRUCTION DETAILS**  
Former Exxon Service Station 7-0104  
1725 Park Street  
Oakland, California  
(Page 1 of 2)

Well ID	Date Well Installed	TOC Elev. (fmsl)	Borehole Diameter (inches)	Total Depth of Boring (fbgs)	Well Depth (fbgs)	Well Casing Diameter (inches)	Well Casing Material	Screened Interval (fbgs)	Slot Size (inches)	Filter Pack Interval (fbgs)	Filter Pack Material
SW1	11/10/93	NS	8	20.5	20	2	PVC	17.5-20	0.010	16-20	Pea Gravel
SM1	11/10/93	NS	8	20.5	20	2	PVC	17.5-20	0.010	16-20	Pea Gravel
VW1	11/10/93	NS	8	7	7	2	PVC	4.5-7	0.020	4-7	#3 Sand
VW2	11/10/93	NS	8	7.5	7	2	PVC	4.5-7	0.020	4-7	#3 Sand

Notes:

- TOC Elev. = Top of well casing elevation; datum is mean sea level.
- fmsl = Feet above mean sea level.
- fbgs = Feet below ground surface.
- NS = Not specified/Not available.
- a = Boring logs unavailable; data obtained by using cross sections from ERI's *Site Conceptual Model*, dated August 2, 2002.
- b = Boring logs unavailable; data obtained from Delta Environmental's *Proposed Additional Hydrogeologic Investigative Work*, dated November 15, 1994; data are approximate values.









**TABLE 3**  
**OPERATION AND PERFORMANCE DATA FOR AIR SPARGE/SOIL VAPOR EXTRACTION SYSTEM**  
Former Exxon Service Station 7-0104  
1725 Park Street  
Alameda, California  
(Page 5 of 10)

Date	Sample ID	Hour Meter	Total Hours	Hours of Operation	FIELD MEASUREMENTS					Analytical Laboratory Results			TPHg Removal		MTBE Removal		Benzene Removal		Benzene Emission Rate lbs/day
					Temp F	EFF	Pressure in H <sub>2</sub> O	Vacuum in H <sub>2</sub> O	Flow fpm	scfm	PID ppmv	TPHg mg/m <sup>3</sup>	MTBE mg/m <sup>3</sup>	Benzene mg/m <sup>3</sup>	Per Period Pounds	Cumulative Pounds	Per Period Pounds	Cumulative Pounds	
05/08/02	System down upon arrival and running upon departure.																		
05/08/02	A-INF	22,394	10,393	1	109	---	37	3,000	55	354.1	440.0		3.2	0.05	< 594.3			0.00	< 6.85
	A-INT											16.7	< 10						
	A-EFF											11.9	10						< 0.001
05/16/02	System running upon arrival and upon departure.																		
05/16/02	A-INF	22,592	10,591	198	118	7	41	2,800	50	98.1									
	A-INT											3.9							
	A-EFF											3.9							
05/22/02	System running upon arrival and upon departure.																		
05/22/02	A-INF	22,731	10,730	139	118	7	38	2,800	51	98.1									
	A-INT											3.9							
	A-EFF											3.9							
06/05/02	System running upon arrival and down upon departure for carbon changeout.																		
06/05/02	A-INF	23,068	11,067	337	118	---	38	3,000	54	101.1									
	A-INT											10.1							
	A-EFF											18.2							
06/19/02	System down upon arrival and running upon departure.																		
06/19/02	A-INF	23,068	11,067	0	76	---	9	3,000	63	178.8	120.0		0.83	41.86	< 636.2			0.30	< 7.15
	A-INT											0.0	< 10						
	A-EFF											0.0	< 10						< 0.001
07/03/02	System running upon arrival and upon departure.																		
07/03/02	A-INF	23,409	11,408	341	112	---	25	3,000	57	62.2	33		0.25	5.86	< 642.1			0.04	< 7.19
	A-INT											0.0	< 10						
	A-EFF											0.0	< 10						< 0.001
07/17/02	System down upon arrival and running upon departure.																		
07/17/02	A-INF	23,434	11,433	25	109	---	70	3,000	50	82.2									
	A-INT											0.0							
	A-EFF											0.0							
07/31/02	System running upon arrival and upon departure.																		
07/31/02	A-INF	23,764	11,763	330	110	---	21	3,000	58	16.4									
	A-INT											0.0							
	A-EFF											0.0							
08/14/02	System running upon arrival and upon departure.																		
08/14/02	A-INF	24,103	12,102	339	112	---	16	3,000	58	9.8	19		0.21	3.88	< 645.9			0.03	< 7.23
	A-INT											0.0	< 10						
	A-EFF											0.0	< 10						< 0.001
08/28/02	System running upon arrival and down upon departure.																		
08/28/02	A-INF	24,414	12,413	311	110	---	16	3,000	58	16.0									
	A-INT											0.0							
	A-EFF											0.0							
11/06/02	System down upon arrival and running upon departure.																		
11/06/02	A-INF	24,415	12,414	1	106	---	26	3,000	57	1282	1,300		12	44.46	< 690.4			0.41	< 7.64
	A-INT											0.0	< 10						
	A-EFF											0.0	< 10						< 0.001
11/20/02	System running upon arrival and upon departure.																		
11/20/02	A-INF	24,754	12,753	339	122	---	36	3,300	60	67.6									
	A-INT											1.1							
	A-EFF											0.0							



**TABLE 3**  
**OPERATION AND PERFORMANCE DATA FOR AIR SPARGE/SOIL VAPOR EXTRACTION SYSTEM**  
Former Exxon Service Station 7-0104  
1725 Park Street  
Alameda, California  
(Page 6 of 10)

Date	Sample ID	Hour Meter	Total Hours	Hours of Operation	FIELD MEASUREMENTS							Analytical Laboratory Results			TPHg Removal		MTBE Removal		Benzene Removal		Benzene Emission Rate lbs/day
					Temp F	EFF in H <sub>2</sub> O	Pressure in H <sub>2</sub> O	Vacuum in H <sub>2</sub> O	Flow fpm	scfm	PID ppmv	TPHg mg/m <sup>3</sup>	MTBE mg/m <sup>3</sup>	Benzene mg/m <sup>3</sup>	Per Period Pounds	Cumulative Pounds	Per Period Pounds	Cumulative Pounds	Per Period Pounds	Cumulative Pounds	
12/04/02	System running upon arrival and upon departure.																				
12/04/02	A-INF	25,084	13,083	330	112	---	46	3,200	57	47.5	< 500		< 5.0	< 129.10	< 819.5			< 1.22	< 8.86		
	A-INT									0.2	< 100		< 1.0								
	A-EFF									0.0	< 100		< 1.0							< 0.005	
12/18/02	System running upon arrival and upon departure. Carbon C/O performed.																				
	A-INF	25,422	13,421	668	112	7	46	3,000	54	76.1											
	A-INT									2.1											
	A-EFF									0.0											
01/06/03	System running upon arrival and down upon departure for carbon C/O.																				
	A-INF	25,875	13,874	453	---	---	35	3200	---	372.0											
	A-INT									602.0											
	A-EFF									604.0											
01/15/03	System down on arrival and running on departure.																				
01/15/03	A-INF	25,875	13,874	0	112	---	45	2,800	50	134.0	110		1.4	< 48.56	< 868.1			< 0.51	< 9.37		
	A-INT									1.3	22		< 0.20							< 0.001	
	A-EFF									0.0	< 20		< 0.20								
01/29/03	System running upon arrival and departure.																				
01/29/03	A-INF	26,210	14,209	335	114	---	45	2,700	48	56.9											
	A-INT									0.0											
	A-EFF									0.0											
02/12/03	System running upon arrival and departure.																				
02/12/03	A-INF	26,548	14,547	338	110	---	44	2,800	51	50.6	24		0.27	8.51	< 876.6			0.11	< 9.47		
	A-INT									3.4	90		1.1							< 0.000	
	A-EFF									0.0	< 10		< 0.10								
02/26/03	System running upon arrival and departure. Carbon C/O performed																				
02/26/03	A-INF	26,884	14,883	336	112	---	44	2,300	46	122.9											
	A-INT									1.9											
	A-EFF									0.0											
03/12/03	System running upon arrival and departure. Carbon C/O performed																				
	A-INF	27,218	15,217	334	120	---	43	2,600	52	30.4	59		0.81	5.33	< 881.9			0.07	< 9.54		
	A-INT									0.6	< 10		< 0.10							< 0.000	
	A-EFF									0.1	< 10		< 0.10								
03/26/03	System running upon arrival and departure.																				
03/26/03	A-INF	27,555	15,554	337	116	---	40	2,700	54	12.4											
	A-INT									2.5											
	A-EFF									0.1											
04/09/03	System running upon arrival and departure.																				
04/09/03	A-INF	27,889	15,888	334	120	---	40	2,800	56	36.0	57		0.36	7.83	< 889.7			0.08	< 9.62		
	A-INT									2.4	< 10		< 0.10							< 0.001	
	A-EFF									1.0	< 10		< 0.10								
04/23/03	System running upon arrival and departure.																				
04/23/03	A-INF	28,227	16,226	338	113	---	39	2,400	48	54.7											
	A-INT									4.0											
	A-EFF									3.7											
05/07/03	System running upon arrival and departure.																				
05/07/03	A-INF	28,563	16,562	336	118	---	40	2,500	50	8.5	14		0.34	4.73	< 894.5			0.05	< 9.67		
	A-INT									1.8	< 10		< 0.10							< 0.000	
	A-EFF									2.2	< 10		< 0.10								

**TABLE 3**  
**OPERATION AND PERFORMANCE DATA FOR AIR SPARGE/SOIL VAPOR EXTRACTION SYSTEM**  
Former Exxon Service Station 7-0104  
1725 Park Street  
Alameda, California  
(Page 7 of 10)

Date	Sample ID	Hour Meter	Total Hours	Hours of Operation	FIELD MEASUREMENTS						Analytical Laboratory Results			TPHg Removal		MTBE Removal		Benzene Removal		Benzene Emission Rate lbs/day
					Temp F	EFF	Pressure in H <sub>2</sub> O	Vacuum in H <sub>2</sub> O	Flow fpm	scfm	PID ppmv	TPHg mg/m <sup>3</sup>	MTBE mg/m <sup>3</sup>	Benzene mg/m <sup>3</sup>	Per Period Pounds	Cumulative Pounds	Per Period Pounds	Cumulative Pounds	Per Period Pounds	
05/21/03	System running upon arrival and departure.																			
05/21/03	A-INF	28,900	16,899	337	127	---	38	2,750	54	15.8										
	A-INT									2.4										
	A-EFF									1.3										
06/04/03	System running on arrival, down on departure for carbon c/o																			
	A-INF	29,234	17,233	334	121	---	39	2,900	58	81.2										
	A-INT									90.7										
	A-EFF									70.2										
06/18/03	System down on arrival for c/o, running on departure. Samples taken.																			
	A-INF	29,237	17,236	3	120	---	39	2,800	56	120.0	790		12	53.58	< 948.0			0.82	< 10.49	
	A-INT									0.1	< 10		0.13							
	A-EFF									0.1	< 10		< 0.10						< 0.001	
07/02/03	System running on arrival and departure.																			
	A-INF	29,576	17,575	339	120	---	38	3,200	64	91.0	70		1.1	32.58	< 980.6			0.50	< 10.99	
	A-INT									0.0	< 10		< 0.10							
	A-EFF									0.1	< 10		< 0.10						< 0.001	
07/16/03	System running on arrival and departure.																			
	A-INF	29,910	17,909	334	129	---	39	3,150	62	95.0										
	A-INT									6.6										
	A-EFF									2.5										
07/30/03	System running on arrival. Shut down for carbon c/o. Down on departure.																			
	A-INF	30,241	18,240	331	118	---	40	3,050	61	51.7										
	A-INT									22.6										
	A-EFF									0.0										
08/13/03	System down on arrival. Restarted. Running on departure.																			
	A-INF	30,244	18,243	3	125	---	39	3,100	61	321.0	110		1.9	14.05	< 994.7			0.23	< 11.22	
	A-INT									5.7	< 10		< 0.10							
	A-EFF									6.8	10		0.26						< 0.001	
08/27/03	System running on arrival and departure.																			
	A-INF	30,501	18,500	257	121	---	39	2,900	58	122.6										
	A-INT									2.6										
	A-EFF									1.5										
09/10/03	System running on arrival and departure.																			
	A-INF	30,919	18,918	418	126	---	40	2,650	52	117.0	93		2.4	14.54	< 1,009.2			0.31	< 11.53	
	A-INT									6.4	< 10		< 0.10							
	A-EFF									3.0	< 10		< 0.10						< 0.0005	
09/24/03	System running on arrival and departure.																			
	A-INF	31,256	19,255	337	120	---	38.5	3,150	63	96.0										
	A-INT									17.0										
	A-EFF									0.6										
10/08/03	System running on arrival and departure.																			
	A-INF	31,587	19,586	331	120	---	38	3,000	60	31.0	33		0.52	8.82	< 1,018.0			0.20	< 11.73	
	A-INT									1.9	< 10		< 0.10							
	A-EFF									0.0	< 10		< 0.10						< 0.0005	
10/22/03	System running on arrival. Shut down due to bad motor starter. Down on departure.																			
	A-INF	31,923	19,922	336	nm	---	41	2,700	nc	36.0										
	A-INT									3.0										
	A-EFF									2.0										
11/03/03	System down on arrival and departure.																			





**TABLE 3**  
**OPERATION AND PERFORMANCE DATA FOR AIR SPARGE/SOIL VAPOR EXTRACTION SYSTEM**  
Former Exxon Service Station 7-0104  
1725 Park Street  
Alameda, California  
(Page 10 of 10)

---

Notes: Data prior to April 1, 2000 provided by Delta Environmental Consultants, Inc.

A-INF = Influent vapor sample collected prior to biofilters.  
A-INT1 = Vapor sample collected after 1st carbon vessel.  
A-INT2 = Vapor sample collected after 2nd carbon vessel.  
A-EFF = Vapor sample collected from effluent sample port.  
cfm = Cubic feet per minute.  
ppmv = Parts per million by volume.  
mg/M<sup>3</sup> = Milligrams per cubic meter.  
--- = Not sampled/Not measured.

Removal rates are calculated using ERI SOP-25: "Hydrocarbons Removed from A Vadose Well".

**TABLE 4**  
**OPERATION AND PERFORMANCE DATA FOR**  
**GROUNDWATER EXTRACTION AND TREATMENT SYSTEM**

Former Exxon Service Station 7-0104  
 1725 Park Street  
 Alameda, California  
 (Page 1 of 10)

Date	Total Flow gal	Average Flowrate gpm	Sample ID	TPHg	Laboratory Analytical Results					TPHg Removal		Benzene Removal		MTBE Removal	
					B (µg/L)	T (µg/L)	E (µg/L)	X (µg/L)	MTBE (µg/L)	Per Period (Lb.)	Cumulative (Lb.)	Per Period (Lb.)	Cumulative (Lb.)	Per Period (Lb.)	Cumulative (Lb.)
10/10/94	1,331,420		W-INF W-EFF	< 50 < 50	< 0.5 < 0.5	<0.5 <0.5	<0.5 <0.5	<0.5 <0.5	---						
12/02/94	1,392,010	0.8	W-INF W-EFF	65 < 50	1.9 < 0.5	0.9 <0.5	<0.5 <0.5	2.4 <0.5	---	< 0.03	< 0.03	< 0.0006	< 0.001	---	---
01/13/95	1,415,980	0.4	W-INF W-INT W-EFF	1,000 < 50 < 50	< 0.5 < 0.5 < 0.5	<0.5 <0.5 <0.5	<0.5 <0.5 <0.5	<0.5 <0.5 <0.5	---	0.11	< 0.1	< 0.0002	< 0.001	---	---
02/23/95	1,494,030	1.3	W-INF W-INT W-EFF	57 < 50 < 50	< 0.5 < 0.5 < 0.5	<0.5 <0.5 <0.5	<0.5 <0.5 <0.5	2.7 <0.5 <0.5	---	0.34	< 0.5	< 0.0003	< 0.001	---	---
03/14/95	---		W-INF W-INT W-EFF	< 50 < 50 < 50	< 0.5 < 0.5 < 0.5	<0.5 <0.5 <0.5	<0.5 <0.5 <0.5	<0.5 <0.5 <0.5	---	---	---	---	---	---	---
04/14/95	1,513,240	0.3	W-INF W-INT W-EFF	< 50 < 50 < 50	< 0.5 < 0.5 < 0.5	<0.5 <0.5 <0.5	<0.5 <0.5 <0.5	<0.5 <0.5 <0.5	---	< 0.01	< 0.5	< 0.0001	< 0.001	---	---
05/18/95	1,714,850	4.1	W-INF	NS	---	---	---	---	---	---	---	---	---	---	---
06/30/95	1,847,330	2.1	W-INF W-INT W-EFF	1,700 < 50 < 50	480 < 0.5 < 0.5	23 <0.5 <0.5	66 <0.5 <0.5	180 <0.5 <0.5	---	< 2.44	< 2.9	0.6685	< 0.670	---	---
07/12/95	1,908,730	3.6	W-INF W-INT W-EFF	290 < 50 < 50	68 < 0.5 < 0.5	<2.0 <0.5 <0.5	2.4 <0.5 <0.5	5.6 <0.5 <0.5	---	0.51	< 3.4	0.1128	< 0.783	---	---
08/09/95	2,027,830	3.0	W-INF W-INT W-EFF	6,600 < 50 < 50	1,700 < 0.5 < 0.5	260 <0.5 <0.5	370 <0.5 <0.5	550 <0.5 <0.5	---	3.42	< 6.9	0.8768	< 1.659	---	---
09/06/95	2,158,260	3.2	W-INF W-INT W-EFF	120 < 50 < 50	17 < 0.5 < 0.5	0.84 <0.5 <0.5	1.0 <0.5 <0.5	3.0 <0.5 <0.5	---	3.65	< 10.5	0.9325	< 2.592	---	---
10/11/95	2,215,310	1.1	W-INF W-INT W-EFF	160 < 50 < 50	22 < 0.5 < 0.5	0.97 <0.5 <0.5	1.2 <0.5 <0.5	4.0 <0.5 <0.5	---	0.07	< 10.6	0.0093	< 2.601	---	---
11/16/95	2,384,880	3.3	W-INF W-INT W-EFF	120 < 50 < 50	4.9 < 0.5 < 0.5	<0.5 <0.5 <0.5	<0.5 <0.5 <0.5	5.9 <0.5 <0.5	---	0.20	< 10.8	0.0190	< 2.620	---	---

**TABLE 4  
OPERATION AND PERFORMANCE DATA FOR  
GROUNDWATER EXTRACTION AND TREATMENT SYSTEM**

Former Exxon Service Station 7-0104  
1725 Park Street  
Alameda, California  
(Page 2 of 10)

Date	Total Flow gal	Average Flowrate gpm	Sample ID	TPHg	Laboratory Analytical Results					TPHg Removal		Benzene Removal		MTBE Removal	
					B (µg/L)	T (µg/L)	E (µg/L)	X (µg/L)	MTBE (µg/L)	Per Period (Lb.)	Cumulative (Lb.)	Per Period (Lb.)	Cumulative (Lb.)	Per Period (Lb.)	Cumulative (Lb.)
12/14/95	2,453,200	1.7	W-INF	450	46	16	4.6	65	---	0.16	< 10.9	0.0145	< 2.635	---	---
			W-INT	< 50	< 0.5	<0.5	<0.5	<0.5							
			W-EFF	< 50	< 0.5	<0.5	<0.5	<0.5							
01/05/96	2,516,900	2.0	W-INF	240	26	2.4	1.2	20	---	0.18	< 11.1	0.0191	< 2.654	---	---
			W-INT	< 50	< 0.5	<0.5	<0.5	<0.5							
			W-EFF	< 50	< 0.5	<0.5	<0.5	<0.5							
02/14/96	2,680,160	2.8	W-INF	470	43	5.5	<0.5	55	---	0.48	< 11.6	0.0469	< 2.701	---	---
			W-INT	< 50	< 0.5	<0.5	<0.5	<0.5							
			W-EFF	< 50	< 0.5	<0.5	<0.5	<0.5							
03/12/96	2,767,820	2.3	W-INF	620	60	9.8	3.9	70	---	0.40	< 12.0	0.0376	< 2.738	---	---
			W-INT	< 50	< 0.5	<0.5	<0.5	<0.5							
			W-EFF	< 50	< 0.5	<0.5	<0.5	<0.5							
04/16/96	2,927,390	3.2	W-INF	790	120	27	8.8	120	---	0.94	< 12.9	0.1196	< 2.858	---	---
			W-INT	< 50	< 0.5	<0.5	<0.5	<0.5							
			W-EFF	< 50	< 0.5	<0.5	<0.5	<0.5							
05/07/96	2,971,100	1.4	W-INF	430	66	2.7	5	32	---	0.22	< 13.2	0.0339	< 2.892	---	---
			W-INT	< 50	< 0.5	<0.5	<0.5	<0.5							
			W-EFF	< 50	< 0.5	<0.5	<0.5	<0.5							
06/11/96	3,109,730	2.8	W-INF	2,900	470	120	19	410	---	1.92	< 15.1	0.3094	< 3.201	---	---
			W-INT	< 50	< 0.5	<0.5	<0.5	<0.5							
			W-EFF	< 50	< 0.5	<0.5	<0.5	<0.5							
07/09/96	3,232,330	3.0	W-INF	490	55	6.2	<0.5	110	---	1.73	< 16.8	0.2680	< 3.469	---	---
			W-INT	< 50	< 0.5	<0.5	<0.5	<0.5							
			W-EFF	< 50	< 0.5	<0.5	<0.5	<0.5							
08/08/96	3,365,060	3.1	W-INF	580	49	4.6	<1.0	75	---	0.59	< 17.4	0.0575	< 3.527	---	---
			W-INT	< 50	< 0.5	<0.5	<0.5	<0.5							
			W-EFF	< 50	< 0.5	<0.5	<0.5	<0.5							
09/05/96	---	---	W-INF	740	67	19	10	72	---	---	---	---	---	---	---
			W-INT	< 50	< 0.5	<0.5	<0.5	<0.5							
			W-EFF	< 50	< 0.5	<0.5	<0.5	<0.5							
10/02/96	3,530,230	2.1	W-INF	980	130	39	7.8	130	---	1.07	< 18.5	0.1231	< 3.650	---	---
			W-INT	< 50	< 0.5	<0.5	<0.5	<0.5							
			W-EFF	< 50	< 0.5	<0.5	<0.5	<0.5							
11/08/96	3,657,370	2.4	W-INF	480	42	7.1	0.69	79	---	0.77	< 19.2	0.0911	< 3.741	---	---
			W-INT	< 50	< 0.5	<0.5	<0.5	<0.5							
			W-EFF	< 50	< 0.5	<0.5	<0.5	<0.5							
12/09/96	3,735,650	1.8	W-INF	< 50	< 0.5	<0.5	<0.5	<0.5	---	< 0.17	< 19.4	< 0.0139	< 3.755	---	---
			W-INT	< 50	< 0.5	<0.5	<0.5	<0.5							
			W-EFF	< 50	< 0.5	<0.5	<0.5	<0.5							

**TABLE 4**  
**OPERATION AND PERFORMANCE DATA FOR**  
**GROUNDWATER EXTRACTION AND TREATMENT SYSTEM**  
Former Exxon Service Station 7-0104  
1725 Park Street  
Alameda, California  
(Page 3 of 10)

Date	Total Flow gal	Average Flowrate gpm	Sample ID	TPHg	Laboratory Analytical Results					TPHg Removal		Benzene Removal		MTBE Removal	
					B (µg/L)	T (µg/L)	E (µg/L)	X (µg/L)	MTBE (µg/L)	Per Period (Lb.)	Cumulative (Lb.)	Per Period (Lb.)	Cumulative (Lb.)	Per Period (Lb.)	Cumulative (Lb.)
01/21/97	3,735,730	0.0	W-INF	690	69	20	20	91	---	< 0.00	< 19.4	< 0.0000	< 3.755	---	---
			W-INT	< 50	< 0.5	<0.5	<0.5	<0.5							
			W-EFF	< 50	< 0.5	<0.5	<0.5	<0.5							
02/10/97	3,735,360	0.0	W-INF	860	100	24	1.4	160	---	---	---	---	---	---	
			W-INT	< 50	< 0.5	<0.5	<0.5	<0.5							
			W-EFF	< 50	< 0.5	<0.5	<0.5	<0.5							
03/20/97	3,843,430	2.0	W-INF	86	< 0.5	<0.5	<0.5	5.1	---	0.43	< 19.8	< 0.0452	< 3.800	---	---
			W-INT	< 50	< 0.5	<0.5	<0.5	<0.5							
			W-EFF	< 50	< 0.5	<0.5	<0.5	<0.5							
04/03/97	3,918,650	3.7	W-INF	690	31	6.1	<5.0	89	---	0.24	< 20.1	0.0099	< 3.810	---	---
			W-INT	< 1,000	< 10	<10	<10	<10							
			W-EFF	< 50	< 0.5	<0.5	<0.5	<0.5							
05/07/97	4,092,720	3.6	W-INF	1,000	57	29	11	110	---	1.22	< 21.3	0.0638	< 3.874	---	---
			W-INT	< 50	1.1	<0.5	<0.5	<0.5							
			W-EFF	< 50	< 0.5	<0.5	<0.5	<0.5							
06/11/97	4,144,600	1.0	W-INF	570	66	14	4.7	75	---	0.34	< 21.7	0.0266	< 3.900	---	---
			W-INT	< 50	0.57	<0.5	<0.5	<0.5							
			W-EFF	< 50	< 0.5	<0.5	<0.5	<0.5							
06/25/97	4,273,310	---	W-EFF	< 50	< 0.5	<0.5	<0.5	<0.5	---	---	---	---	---	---	
07/24/97	4,363,090	3.5	W-INF	470	25	8.8	3.7	49	---	0.95	< 22.6	0.0828	< 3.983	---	---
			W-INT	< 50	< 0.5	<0.5	<0.5	<0.5							
			W-EFF	< 50	< 0.5	<0.5	<0.5	<0.5							
08/04/97	4,408,100	2.8	W-INF	610	48	18	6.2	69	---	0.20	< 22.8	0.0137	< 3.997	---	---
			W-INT	< 50	0.76	<0.5	<0.5	<0.5							
			W-EFF	< 50	< 0.5	<0.5	<0.5	<0.5							
10/21/97	4,496,810	0.8	W-INF	250	16	5.4	2.3	29	---	0.32	< 23.1	0.0236	< 4.020	---	---
			W-INT	< 50	< 0.5	<0.5	<0.5	<0.5							
			W-EFF	< 50	< 0.5	<0.5	<0.5	<0.5							
11/04/97	4,553,090	2.8	W-INF	510	22	9.8	13	60	---	0.18	< 23.3	0.0089	< 4.029	---	---
			W-INT	< 50	0.82	<0.5	<0.5	0.5							
			W-EFF	< 50	< 0.5	<0.5	<0.5	<0.5							
12/05/97	4,588,340	0.8	W-INF	79	1.5	<0.5	<0.5	53	---	0.09	< 23.4	0.0034	< 4.033	---	---
			W-INT	< 50	< 0.5	<0.5	<0.5	<0.5							
			W-EFF	< 50	< 0.5	<0.5	<0.5	<0.5							
01/08/98	4,625,400	0.8	W-INF	83	2.6	0.74	<0.5	5.4	---	0.03	< 23.4	0.0006	< 4.033	---	---
			W-INT	< 50	< 0.5	<0.5	<0.5	<0.5							
			W-EFF	< 50	0.58	<0.5	0.81	1.5							





**TABLE 4  
OPERATION AND PERFORMANCE DATA FOR  
GROUNDWATER EXTRACTION AND TREATMENT SYSTEM**

Former Exxon Service Station 7-0104  
1725 Park Street  
Alameda, California  
(Page 5 of 10)

Date	Total Flow gal	Average Flowrate gpm	Sample ID	TPHg	Laboratory Analytical Results					TPHg Removal		Benzene Removal		MTBE Removal	
					B (µg/L)	T (µg/L)	E (µg/L)	X (µg/L)	MTBE (µg/L)	Per Period (Lb.)	Cumulative (Lb.)	Per Period (Lb.)	Cumulative (Lb.)	Per Period (Lb.)	Cumulative (Lb.)
04/05/99	5,571,890	1.6	W-INF	< 500	36.6	12.2	5.84	20.9	---	< 0.34	< 28.0	0.0323	< 4.642	---	---
			W-INT	< 500	< 5.0	<5.0	<5.0	<5.0							
			W-EFF	< 500	< 5.0	<5.0	<5.0	<5.0							
05/06/99	5,621,560	1.1	W-INF	310	45	6.0	0.86	41	---	0.17	< 28.2	0.0169	< 4.659	---	---
			W-INT	< 50	< 0.5	<0.5	<0.5	<0.5							
			W-EFF	< 50	< 0.5	<0.5	<0.5	<0.5							
06/07/99	5,706,250	1.8	W-INF	< 250	24.8	<2.5	<2.5	8.74	---	< 0.20	< 28.4	0.0246	< 4.683	---	---
			W-INT	< 100	< 1.0	<1.0	<1.0	<1.0							
			W-EFF	< 250	< 2.5	<2.5	<2.5	<2.5							
07/28/99	5,805,010	1.3	W-INF	< 100	7.00	<1.0	2.40	6.40	---	< 0.14	< 28.5	0.0131	< 4.696	---	---
			W-INT	< 50	< 0.5	<0.5	<0.5	<0.5							
			W-EFF	< 50	< 0.5	<0.5	<0.5	<0.5							
08/09/99	5,849,280	2.6	W-INF	< 500	17.1	5.88	<5.0	26.8	---	< 0.11	< 28.7	0.0044	< 4.701	---	---
			W-INT	< 250	< 2.5	<2.5	<2.5	<2.5							
			W-EFF	< 250	< 2.5	<2.5	<2.5	<2.5							
09/07/99	5,880,860	0.8	W-INF	< 500	20.4	<5.0	<5.0	31.1	---	< 0.13	< 28.8	0.0049	< 4.706	---	---
			W-INT	< 50	< 0.5	<0.5	<0.5	<0.5							
			W-EFF	< 50	< 0.5	<0.5	<0.5	<0.5							
10/12/99	5,966,690	1.7	W-INF	100	2	<1.0	<1.0	<1.0	---	0.21	< 29.0	0.0080	< 4.714	---	---
			W-INT	< 50	< 1.0	<1.0	<1.0	<1.0							
			W-EFF	< 50	< 1.0	<1.0	<1.0	<1.0							
11/18/99	5,971,540	0.1	W-INF	660	66	7.8	5.6	57	---	0.02	< 29.0	0.0014	< 4.715	---	---
			W-INT	< 50	< 1.0	<1.0	<1.0	<1.0							
			W-EFF	< 50	< 1.0	<1.0	<1.0	<1.0							
12/09/99	5,992,780	0.7	W-INF	200	28	3.2	2.2	22.4	---	0.08	< 29.1	0.0083	< 4.723	---	---
			W-INT1	< 50	< 1.0	<1.0	<1.0	<1.0							
			W-INT2	< 50	< 1.0	<1.0	<1.0	<1.0							
			W-EFF	< 50	< 1.0	<1.0	<1.0	<1.0							
01/10/00	6,035,690	0.9	W-INF	120	11	1.5	1.8	14.5	---	0.06	< 29.2	0.0070	< 4.730	---	---
			W-INT	< 50	< 1.0	<1.0	<1.0	<1.0							
			W-EFF	< 50	< 1.0	<1.0	<1.0	<1.0							
02/08/00	6,055,000	0.5	W-INF	130	14	<1.0	<1.0	11.9	---	0.02	< 29.2	0.0020	< 4.732	---	---
			MID	< 50	< 1.0	<1.0	<1.0	<1.0							
			W-EFF	< 50	< 1.0	<1.0	<1.0	<1.0							
03/24/00	6,080,125	0.4	System shutdown pending evaluation.												
03/28/00	6,080,360	0.0	W-INF	< 50	< 1.0	<1.0	<1.0	<1.0	---	< 0.02	< 29.2	< 0.0016	< 4.734	---	---
			MID	< 50	< 1.0	<1.0	<1.0	<1.0							
			W-EFF	< 67	< 1.0	<1.0	<1.0	<1.0							

**TABLE 4  
OPERATION AND PERFORMANCE DATA FOR  
GROUNDWATER EXTRACTION AND TREATMENT SYSTEM**

Former Exxon Service Station 7-0104  
1725 Park Street  
Alameda, California  
(Page 6 of 10)

Date	Total Flow gal	Average Flowrate gpm	Sample ID	TPHg	Laboratory Analytical Results					TPHg Removal		Benzene Removal		MTBE Removal	
					B (µg/L)	T (µg/L)	E (µg/L)	X (µg/L)	MTBE (µg/L)	Per Period (Lb.)	Cumulative (Lb.)	Per Period (Lb.)	Cumulative (Lb.)	Per Period (Lb.)	Cumulative (Lb.)
03/28/00	System shutdown upon departure.														
04/01/00	Environmental Resolutions, Inc. assumed operation of the remediation system.														
04/01/00	0	0.0	0.0	0.0	0.0	0.0	0.0	0.0	0.0						
06/05/02	System down on arrival and running on departure. Startup. Water samples collected for startup.														
06/05/02	10	0.0	W-INF W-INT 1 W-INT 2 W-EFF	< 50 < 50 < 50 < 50	< 0.5 < 0.5 < 0.5 < 0.5	<0.5 <0.5 <0.5 <0.5	<0.5 <0.5 <0.5 <0.5	<0.5 <0.5 <0.5 <0.5	---	0.000	< 29.2	0.000	< 4.734	---	---
06/19/02	GRS running on arrival and departure.														
06/19/02	47,370	2.3													
07/03/02	GRS running on arrival and departure.														
07/03/02	114,030	3.3	W-INF W-INT 1 W-INT 2 W-EFF	270 < 50 < 50 < 50	< 2.5 < 0.5 < 0.5 < 0.5	<2.5 <0.5 <0.5 <0.5	<2.5 <0.5 <0.5 <0.5	<2.5 <0.5 <0.5 <0.5	1,300 46 <2.5 <2.5	0.152	< 29.3	< 0.001	< 4.735	1.24	1.24
07/17/02	GRS down on arrival and running on departure.														
07/17/02	114,230	0.0													
07/31/02	GRS running on arrival and down on departure.														
07/31/02	179,580	3.2													
08/14/02	GRS down on arrival and running on departure.														
08/14/02	179,930	0.0	W-INF W-INT 1 W-INT 2 W-EFF	620 < 50 < 50 < 50	4.1 < 0.50 < 0.50 < 0.50	<2.5 <0.50 <0.50 <0.50	<2.5 <0.50 <0.50 <0.50	<2.5 <0.50 <0.50 <0.50	1,400 150 <2.5 <2.5	0.245	< 29.6	0.002	< 4.737	0.742	1.979
08/28/02	GRS running on arrival and down on departure.														
08/28/02	222,900	2.1													
11/06/02	GRS down on arrival and running on departure.														
11/06/02	223,080	0.0	W-INF W-INT 1 W-INT 2 W-EFF	660 < 50 < 50 < 50	< 5.0 3.9 < 0.5 < 0.5	<5.0 <0.5 <0.5 <0.5	<5.0 <0.5 <0.5 <0.5	<5.0 1.4 <0.5 <0.5	1,700 150 <2.5 <2.5	0.230	< 29.8	< 0.002	< 4.739	0.558	2.537
11/20/02	GRS down on arrival and departure.														
11/20/02	NM	NM													
12/04/02	GRS down on arrival and departure.														
12/04/02	NM	NM													
12/18/02	GRS down on arrival and departure.														
12/18/02	NM	NM													
01/03/03	GRS down on arrival and departure.														
01/03/03	224,032	0.0													
01/06/03	GRS down on arrival and departure.														
01/06/03	NM	NM													
01/15/03	GRS down on arrival and running on departure.														
01/15/03	224,360	0.0	W-INF W-INT 1 W-INT 2 W-EFF	730 71 NM < 50	< 5.0 < 0.50 NM < 0.50	<5.0 <0.50 NM <0.50	<5.0 <0.50 NM <0.50	<5.0 <0.50 NM <0.50	1,200 110 NM <2.5	0.007	< 29.8	0.000	< 4.739	0.015	2.552





**TABLE 4  
OPERATION AND PERFORMANCE DATA FOR  
GROUNDWATER EXTRACTION AND TREATMENT SYSTEM**

Former Exxon Service Station 7-0104

1725 Park Street  
Alameda, California

(Page 9 of 11)

Date	Total Flow gal	Average Flowrate gpm	Sample ID	TPHg	Laboratory Analytical Results					TPHg Removal		Benzene Removal		MTBE Removal	
					B (µg/L)	T (µg/L)	E (µg/L)	X (µg/L)	MTBE (µg/L)	Per Period (Lb.)	Cumulative (Lb.)	Per Period (Lb.)	Cumulative (Lb.)	Per Period (Lb.)	Cumulative (Lb.)
04/08/05	Started GRS and ran water through system into holding tank (no discharge). Approximately 400 gallons.														
04/08/05	1,064,739	0.0	W-INF	600	< 0.50	<0.5	<0.5	<0.5	748	0.009	< 32.3	< 0.000	< 4.923	0.015	7.725
			W-INT 1	< 50.0	< 0.50	<0.5	<0.5	<0.5	2.9						
			W-INT 2	< 50.0	< 0.50	<0.5	<0.5	<0.5	<0.5						
			W-PSP#1	< 50.0	< 0.50	<0.5	<0.5	<0.5	<0.5						
06/27/05	1,065,780	0.0													
06/28/05	1,066,510	0.5													
06/29/05	1,075,770	6.4													
07/01/05	1,093,250	6.1													
07/08/05	1,146,060	5.2													
07/15/05	1,201,070	5.5													
07/22/05	1,257,570	5.4	W-INF	844	8.80	2.3	0.7	30.9	707	1.162	< 33.4	0.007	< 4.931	1.170	8.896
			W-INT 1	151	< 0.50	<0.5	<0.5	<0.5	151						
			W-INT 2	< 50.0	< 0.50	<0.5	<0.5	<0.5	1.9						
			W-PSP#1	< 50.0	< 0.50	<0.5	<0.5	<0.5	<0.5						
07/24/05	1,271,470	4.8													
07/29/05	1,272,030	0.1													
08/05/05	a 1,272,630	0.1	W-INF	713	6.01	<0.500	0.569	9.69	647	0.098	< 33.5	0.001	< 4.932	0.085	8.981
			W-INT 1	< 50.0	< 0.500	<0.500	<0.500	<0.500	0.698						
			W-INT 2	< 50.0	< 0.500	<0.500	<0.500	<0.500	<0.500						
			W-PSP#1	< 50.0	< 0.500	<0.500	<0.500	<0.500	<0.500						
08/12/05	1,326,820	5.4													
08/19/05	1,330,450	0.4													
08/26/05	1,346,130	1.6													
09/02/05	1,384,160	3.8													
09/09/05	1,436,360	5.2	W-INF	681	0.96	<0.50	<0.50	<0.50	664	0.952	< 34.5	0.005	< 4.937	0.895	9.876
			W-INT 1	< 50.0	< 0.50	<0.50	<0.50	<0.50	<0.50						
			W-INT 2	< 50.0	< 0.50	<0.50	<0.50	<0.50	<0.50						
			W-PSP#1	< 50.0	< 0.50	<0.50	<0.50	<0.50	<0.50						
09/16/05	1,488,660	5.2													
09/19/05	1,507,200	4.3													
10/07/05	1,507,820	0.0													
10/14/05	1,550,690	4.3													
10/21/05	1,563,060	1.2													
10/28/05	1,578,720	1.6													
11/04/05	1,634,790	5.6													
11/11/05	1,670,990	3.6	W-INF	858	0.86	<0.50	<0.50	<0.50	695	1.506	< 36.0	0.002	< 4.938	1.330	11.206
			W-INT 1	< 50.0	< 0.50	<0.50	<0.50	<0.50	3.25						
			W-INT 2	< 50.0	< 0.50	<0.50	<0.50	<0.50	0.53						
			W-PSP#1	< 50.0	< 0.50	<0.50	<0.50	<0.50	<0.50						
11/18/05	1,706,440	3.5													
11/21/05	1,715,550	2.1													
12/02/05	1,772,310	3.6													
12/09/05	1,786,420	1.4	W-INF	1,060	< 0.50	<0.50	<0.50	<0.50	821	0.924	< 36.9	< 0.001	< 4.939	0.730	11.936
			W-INT 1	< 50.0	< 0.50	<0.50	<0.50	<0.50	16.0						
			W-INT 2	< 50.0	< 0.50	<0.50	<0.50	<0.50	<0.50						
			W-PSP#1	< 50.0	< 0.50	<0.50	<0.50	<0.50	<0.50						

**TABLE 4**  
**OPERATION AND PERFORMANCE DATA FOR**  
**GROUNDWATER EXTRACTION AND TREATMENT SYSTEM**

Former Exxon Service Station 7-0104  
1725 Park Street  
Alameda, California  
(Page 10 of 10)

---

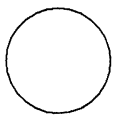
Notes: Data prior to April 1, 2000 provided by Delta Environmental Consultants, Inc.

W- INF	=	Water sample collected at the influent sample location.
W-INT	=	Water sample collected at the intermediate sample location.
W-EFF	=	Water sample collected at the effluent sample location.
W-PSP#1	=	Water sample collected at the effluent sample location (EBMUD process sampling point #1).
gal	=	Gallons.
gpm	=	Gallons per minute.
ug/L	=	Micrograms per liter.
lbs	=	Pounds.
TPHg	=	Total petroleum hydrocarbons as gasoline.
B	=	Benzene.
T	=	Toluene.
E	=	Ethylbenzene.
X	=	Total xylenes.
<	=	Less than the laboratory method reporting limit as indicated.
---	=	Not measured/Not sampled/Not analyzed/Not calculated.
a	=	Incorrect sample date is shown on laboratory report. The correct date is shown on table.
b	=	Estimated value above laboratory equipment calibration range.
c	=	Analyte detected in associated Method Blank.




3-D TopoQuads Copyright © 1999 DeLorme Vermont, MR 04096 Source Data: USGS 550 ft. Scale: 1:17,200 Detail 13-4 Datum: WGS84

**EXPLANATION**



1/2-mile radius circle

**APPROXIMATE SCALE**



SOURCE:  
Modified from a map  
provided by  
DeLorme 3-D TopoQuads

**SITE VICINITY MAP**

FORMER EXXON SERVICE STATION 7-0104  
1725 Park Street  
Alameda, California

**PROJECT NO.**

2506

**PLATE**

1





Analyte Concentrations in ug/L  
 Sampled December 13, 2005

28,700 Total Petroleum Hydrocarbons  
 as gasoline

942 Benzene

97.0 Methyl Tertiary Butyl Ether  
 (EPA Method 8260B)

< Less Than the Stated Laboratory  
 Reporting Limit

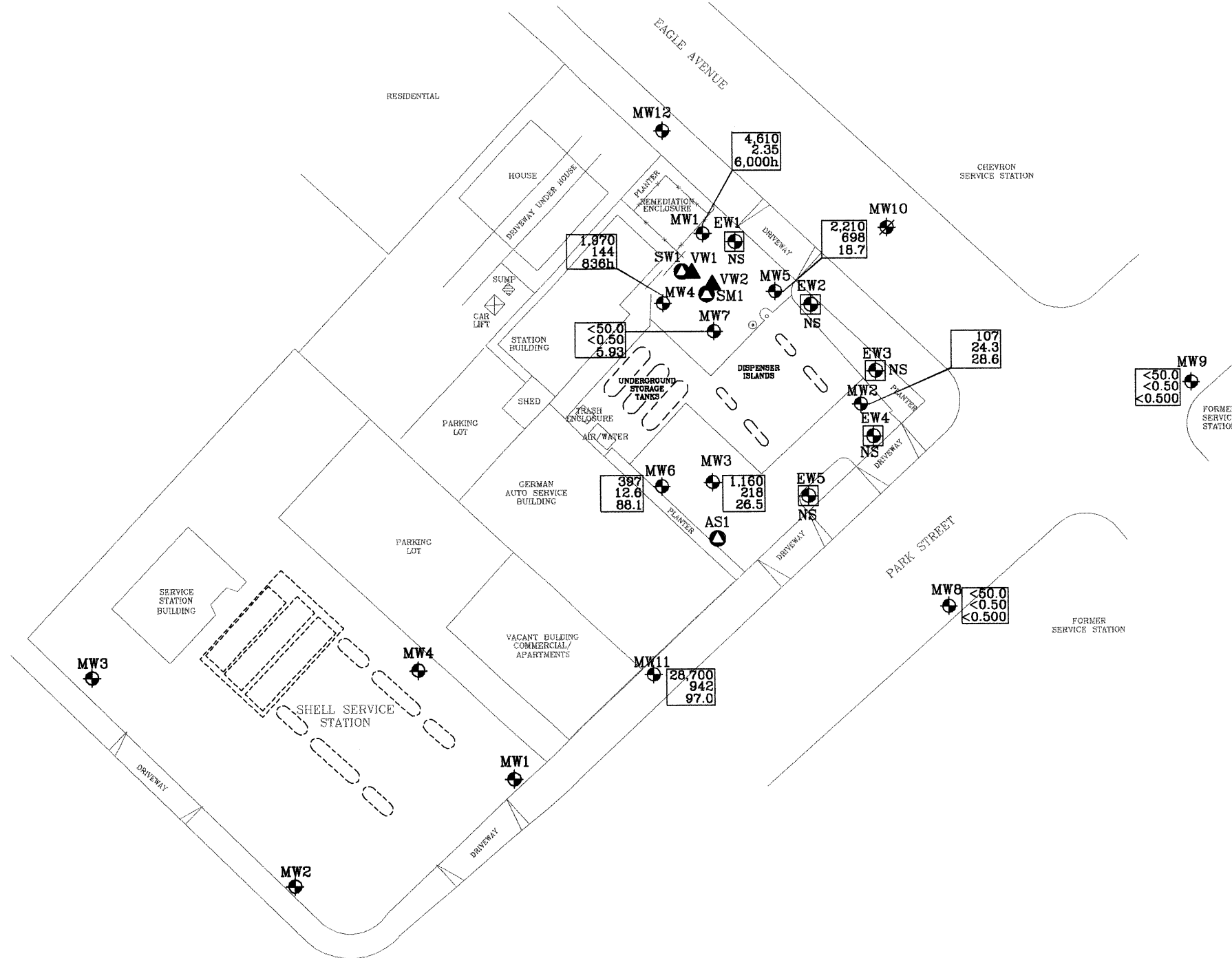
ug/L Micrograms per Liter

NS Not sampled

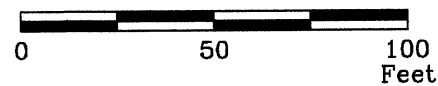
h Initial analysis within holding time.  
 Reanalysis for required dilution or  
 confirmation was past holding time.

**NOTES:**

Well MW12 not routinely monitored  
 or sampled.



APPROXIMATE SCALE



FN 25060002\_QM



**SELECT ANALYTICAL RESULTS**  
**December 13, 2005**  
 FORMER  
 EXXON SERVICE STATION 7-0104  
 1725 Park Street  
 Alameda, California

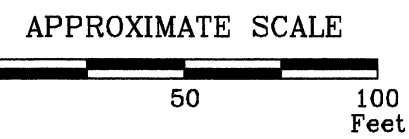
**EXPLANATION**

- MW11  
 Groundwater Monitoring Well
- EW4  
 Recovery Well
- MW10  
 Destroyed Groundwater Monitoring Well

- MW4  
 Groundwater Monitoring Well By Others
- VW2  
 Vapor Extraction Well
- AS1  
 Air Sparge/Soil Vapor Well

**PROJECT NO.**  
 2506

**PLATE**  
 2



FN 25060002\_QM

**Note:** Well MW12 not routinely monitored or sampled.  
NM Not Measured  
11 ----- Line of Equal Groundwater Elevation;  
datum is mean sea level



**GROUNDWATER ELEVATION MAP**  
**December 13, 2005**  
FORMER  
EXXON SERVICE STATION 7-0104  
1725 Park Street  
Alameda, California

**EXPLANATION**

- MW11  
⊕ Groundwater Monitoring Well  
11.46 Groundwater elevation in feet;  
datum is mean sea level
- EW4  
⊕ Recovery Well
- MW10  
⊗ Destroyed Groundwater Monitoring Well

- MW4  
⊕ Groundwater Monitoring Well By Others
- VW2  
▲ Vapor Extraction Well
- AS1  
⊙ Air Sparge/Soil Vapor Well

**PROJECT NO.**  
2506  
**PLATE**  
3

**ATTACHMENT A**  
**GROUNDWATER SAMPLING PROTOCOL**

## GROUNDWATER SAMPLING PROTOCOL

The static water level and separate-phase product level, if present, in each well that contained water and/or separate-phase product are measured with a ORS Interface Probe, which is accurate to the nearest 0.01 foot. To calculate groundwater elevations and evaluate groundwater gradient, depth to water (DTW) levels are subtracted from top of casing elevations.

Groundwater samples collected for subjective evaluation are collected by gently lowering approximately half the length of a clean Teflon® or polypropylene bailer past the air-water interface (if possible) and collecting a sample from near the surface of the water in the well. The samples are checked for measurable free-phase hydrocarbons or sheen. If appropriate, free-phase hydrocarbons are removed from the well.

Before water samples are collected from the groundwater monitoring wells, the wells are purged until a minimum of three well casing volumes is purged and stabilization of the temperature, pH, and conductivity is obtained. Water samples from the wells that do not obtain stability of the temperature, pH, and conductivity are considered to be "grab samples." The quantity of water purged from each well is calculated as follows:

1 well casing volume =  $\pi r^2 h (7.48)$  where:

r	=	radius of the well casing in feet.
h	=	column of water in the well in feet (depth to bottom - depth to water)
7.48	=	conversion constant from cubic feet to gallons
$\pi$	=	ratio of the circumference of a circle to its diameter

Gallons of water purged/gallons in 1 well casing volume = well casing volumes removed.

After purging, each well is allowed to recharge to at least 80% of the initial water level. Water samples from wells that do not recover at least 80% (due to slow recharging of the well) between purging and sampling are considered to be "grab samples." Water samples are collected with a new, disposable Teflon® or polypropylene bailer. The groundwater is carefully poured into selected sample containers (40-milliliter [ml] glass vials, 1,000-ml glass amber bottles, etc.), which are filled so as to produce a positive meniscus.


Depending on the required analysis, each sample container is preserved with hydrochloric acid, nitric acid, etc., or it is preservative free. The type of preservative used for each sample is specified on the Chain-of-Custody form.

Each vial and glass amber bottle is sealed with a cap containing a Teflon® septum, and subsequently examined for air bubbles to avoid headspace, which would allow volatilization to occur. The samples are promptly transported in iced storage in a thermally-insulated ice chest, accompanied by a Chain-of-Custody record, to a California state-certified laboratory.

**ATTACHMENT B**  
**LABORATORY ANALYTICAL REPORTS**  
**AND CHAIN-OF-CUSTODY RECORDS**

November 30, 2005

Client: ERI Petaluma (10228)  
601 North McDowell Blvd.  
Petaluma, CA 94954  
Attn: Paula Sime



Work Order: NOK1760  
Project Name: Exxon 7-0104 PO:4505890963  
Project Nbr: 2506  
Date Received: 11/15/05

SAMPLE IDENTIFICATION	LAB NUMBER	COLLECTION DATE AND TIME
W-INF	NOK1760-01	11/11/05 15:30
W-INT 1	NOK1760-02	11/11/05 15:00
W-INT 2	NOK1760-03	11/11/05 14:30
W-PSP-1	NOK1760-04	11/11/05 14:00

An executed copy of the chain of custody, the project quality control data, and the sample receipt form are also included as an addendum to this report. If you have any questions relating to this analytical report, please contact your Laboratory Project Manager at 1-800-765-0980. Any opinions, if expressed, are outside the scope of the Laboratory's accreditation.

This material is intended only for the use of the individual(s) or entity to whom it is addressed, and may contain information that is privileged and confidential. If you are not the intended recipient, or the employee or agent responsible for delivering this material to the intended recipient, you are hereby notified that any dissemination, distribution, or copying of this material is strictly prohibited. If you have received this material in error, please notify us immediately at 615-726-0177.

California Certification Number: 01168CA

These results relate only to the items tested. This report shall not be reproduced except in full and with permission of the laboratory.

Report Approved By:

A handwritten signature in black ink that reads "Roxanne L. Connor". The signature is written in a cursive style and is positioned above a horizontal line.

Roxanne Connor  
Senior Project Manager

Client ERI Petaluma (10228)  
601 North McDowell Blvd.  
Petaluma, CA 94954  
Attn Paula Sime

Work Order: NOK1760  
Project Name: Exxon 7-0104 PO:4505890963  
Project Number: 2506  
Received: 11/15/05 07:55

## ANALYTICAL REPORT

Analyte	Result	Flag	Units	MRL	Dilution Factor	Analysis Date/Time	Method	Analyst	Batch
<b>Sample ID: NOK1760-01 (W-INF - Ground Water) Sampled: 11/11/05 15:30</b>									
Volatile Organic Compounds by EPA Method 8021B									
Benzene	0.86		ug/L	0.50	1	11/23/05 02:36	SW846 8021B	fg	5113670
Ethylbenzene	ND		ug/L	0.50	1	11/23/05 02:36	SW846 8021B	fg	5113670
Methyl tert-Butyl Ether	695		ug/L	5.00	10	11/24/05 13:02	SW846 8021B	fg	5114553
Toluene	ND		ug/L	0.50	1	11/23/05 02:36	SW846 8021B	fg	5113670
Xylenes, total	ND		ug/L	0.50	1	11/23/05 02:36	SW846 8021B	fg	5113670
Surrogate: a,a,a-Trifluorotoluene (63-134%)	113 %					11/23/05 02:36	SW846 8021B	fg	5113670
Surrogate: a,a,a-Trifluorotoluene (63-134%)	89 %					11/24/05 13:02	SW846 8021B	fg	5114553
Purgeable Petroleum Hydrocarbons									
GRO as Gasoline	858		ug/L	50.0	1	11/23/05 02:36	SW846 8015B	fg	5113670
Surrogate: a,a,a-Trifluorotoluene (63-134%)	113 %					11/23/05 02:36	SW846 8015B	fg	5113670
<b>Sample ID: NOK1760-02 (W-INT 1 - Ground Water) Sampled: 11/11/05 15:00</b>									
Volatile Organic Compounds by EPA Method 8021B									
Benzene	ND		ug/L	0.50	1	11/23/05 02:50	SW846 8021B	fg	5113670
Ethylbenzene	ND		ug/L	0.50	1	11/23/05 02:50	SW846 8021B	fg	5113670
Methyl tert-Butyl Ether	3.25		ug/L	0.50	1	11/23/05 02:50	SW846 8021B	fg	5113670
Toluene	ND		ug/L	0.50	1	11/23/05 02:50	SW846 8021B	fg	5113670
Xylenes, total	ND		ug/L	0.50	1	11/23/05 02:50	SW846 8021B	fg	5113670
Surrogate: a,a,a-Trifluorotoluene (63-134%)	97 %					11/23/05 02:50	SW846 8021B	fg	5113670
Purgeable Petroleum Hydrocarbons									
GRO as Gasoline	ND		ug/L	50.0	1	11/23/05 02:50	SW846 8015B	fg	5113670
Surrogate: a,a,a-Trifluorotoluene (63-134%)	97 %					11/23/05 02:50	SW846 8015B	fg	5113670
<b>Sample ID: NOK1760-03 (W-INT 2 - Ground Water) Sampled: 11/11/05 14:30</b>									
Volatile Organic Compounds by EPA Method 8021B									
Benzene	ND		ug/L	0.50	1	11/23/05 03:02	SW846 8021B	fg	5113670
Ethylbenzene	ND		ug/L	0.50	1	11/23/05 03:02	SW846 8021B	fg	5113670
Methyl tert-Butyl Ether	0.53		ug/L	0.50	1	11/23/05 03:02	SW846 8021B	fg	5113670
Toluene	ND		ug/L	0.50	1	11/23/05 03:02	SW846 8021B	fg	5113670
Xylenes, total	ND		ug/L	0.50	1	11/23/05 03:02	SW846 8021B	fg	5113670
Surrogate: a,a,a-Trifluorotoluene (63-134%)	107 %					11/23/05 03:02	SW846 8021B	fg	5113670
Purgeable Petroleum Hydrocarbons									
GRO as Gasoline	ND		ug/L	50.0	1	11/23/05 03:02	SW846 8015B	fg	5113670
Surrogate: a,a,a-Trifluorotoluene (63-134%)	107 %					11/23/05 03:02	SW846 8015B	fg	5113670
<b>Sample ID: NOK1760-04 (W-PSP-1 - Ground Water) Sampled: 11/11/05 14:00</b>									
Volatile Organic Compounds by EPA Method 8021B									
Benzene	ND		ug/L	0.50	1	11/23/05 03:17	SW846 8021B	fg	5113670
Ethylbenzene	ND		ug/L	0.50	1	11/23/05 03:17	SW846 8021B	fg	5113670
Methyl tert-Butyl Ether	ND		ug/L	0.50	1	11/23/05 03:17	SW846 8021B	fg	5113670
Toluene	ND		ug/L	0.50	1	11/23/05 03:17	SW846 8021B	fg	5113670
Xylenes, total	ND		ug/L	0.50	1	11/23/05 03:17	SW846 8021B	fg	5113670
Surrogate: a,a,a-Trifluorotoluene (63-134%)	98 %					11/23/05 03:17	SW846 8021B	fg	5113670

Client ERI Petaluma (10228)  
 601 North McDowell Blvd.  
 Petaluma, CA 94954  
 Attn Paula Sime

Work Order: NOK1760  
 Project Name: Exxon 7-0104 PO:4505890963  
 Project Number: 2506  
 Received: 11/15/05 07:55

## ANALYTICAL REPORT

Analyte	Result	Flag	Units	MRL	Dilution Factor	Analysis Date/Time	Method	Analyst	Batch
<b>Sample ID: NOK1760-04 (W-PSP-1 - Ground Water) - cont. Sampled: 11/11/05 14:00</b>									
<b>Purgeable Petroleum Hydrocarbons</b>									
GRO as Gasoline	ND		ug/L	50.0	1	11/23/05 03:17	SW846 8015B	fg	5113670
Surrogate: a,a,a-Trifluorotoluene (63-134%)	98 %					11/23/05 03:17	SW846 8015B	fg	5113670



Client ERI Petaluma (10228)  
601 North McDowell Blvd.  
Petaluma, CA 94954  
Attn Paula Sime

Work Order: NOK1760  
Project Name: Exxon 7-0104 PO:4505890963  
Project Number: 2506  
Received: 11/15/05 07:55

**PROJECT QUALITY CONTROL DATA**  
**Blank**

Analyte	Blank Value	Q	Units	Q.C. Batch	Lab Number	Analyzed Date/Time
<b>Volatile Organic Compounds by EPA Method 8021B</b>						
<b>5113670-BLK1</b>						
Benzene	<0.42		ug/L	5113670	5113670-BLK1	11/23/05 02:09
Ethylbenzene	<0.36		ug/L	5113670	5113670-BLK1	11/23/05 02:09
Methyl tert-Butyl Ether	<0.31		ug/L	5113670	5113670-BLK1	11/23/05 02:09
Toluene	<0.36		ug/L	5113670	5113670-BLK1	11/23/05 02:09
Xylenes, total	<0.36		ug/L	5113670	5113670-BLK1	11/23/05 02:09
Surrogate: a,a,a-Trifluorotoluene	108%			5113670	5113670-BLK1	11/23/05 02:09
<b>5113670-BLK2</b>						
Benzene	<0.42		ug/L	5113670	5113670-BLK2	11/23/05 10:06
Ethylbenzene	<0.36		ug/L	5113670	5113670-BLK2	11/23/05 10:06
Methyl tert-Butyl Ether	<0.31		ug/L	5113670	5113670-BLK2	11/23/05 10:06
Toluene	<0.36		ug/L	5113670	5113670-BLK2	11/23/05 10:06
Xylenes, total	<0.36		ug/L	5113670	5113670-BLK2	11/23/05 10:06
Surrogate: a,a,a-Trifluorotoluene	98%			5113670	5113670-BLK2	11/23/05 10:06
<b>5114553-BLK1</b>						
Benzene	<0.42		ug/L	5114553	5114553-BLK1	11/24/05 11:56
Ethylbenzene	<0.36		ug/L	5114553	5114553-BLK1	11/24/05 11:56
Methyl tert-Butyl Ether	<0.31		ug/L	5114553	5114553-BLK1	11/24/05 11:56
Toluene	<0.36		ug/L	5114553	5114553-BLK1	11/24/05 11:56
Xylenes, total	<0.36		ug/L	5114553	5114553-BLK1	11/24/05 11:56
Surrogate: a,a,a-Trifluorotoluene	80%			5114553	5114553-BLK1	11/24/05 11:56
<b>Purgeable Petroleum Hydrocarbons</b>						
<b>5113670-BLK1</b>						
GRO as Gasoline	<33.0		ug/L	5113670	5113670-BLK1	11/23/05 02:09
Surrogate: a,a,a-Trifluorotoluene	108%			5113670	5113670-BLK1	11/23/05 02:09
<b>5113670-BLK2</b>						
GRO as Gasoline	<33.0		ug/L	5113670	5113670-BLK2	11/23/05 10:06
Surrogate: a,a,a-Trifluorotoluene	98%			5113670	5113670-BLK2	11/23/05 10:06

Client ERI Petaluma (10228)  
601 North McDowell Blvd.  
Petaluma, CA 94954  
Attn Paula Sime

Work Order: NOK1760  
Project Name: Exxon 7-0104 PO:4505890963  
Project Number: 2506  
Received: 11/15/05 07:55

**PROJECT QUALITY CONTROL DATA**  
**LCS**

Analyte	Known Val.	Analyzed Val	Q	Units	% Rec.	Target Range	Batch	Analyzed Date/Time
<b>Volatile Organic Compounds by EPA Method 8021B</b>								
<b>5113670-BS1</b>								
Benzene	100	92.1		ug/L	92%	77 - 122	5113670	11/23/05 08:36
Ethylbenzene	100	97.6		ug/L	98%	77 - 121	5113670	11/23/05 08:36
Methyl tert-Butyl Ether	100	90.9		ug/L	91%	65 - 125	5113670	11/23/05 08:36
Toluene	100	93.1		ug/L	93%	74 - 121	5113670	11/23/05 08:36
Xylenes, total	200	192		ug/L	96%	72 - 121	5113670	11/23/05 08:36
Surrogate: a,a,a-Trifluorotoluene	30.0	31.5			105%	63 - 134	5113670	11/23/05 08:36
<b>5113670-BS2</b>								
Benzene	100	88.2		ug/L	88%	77 - 122	5113670	11/23/05 12:02
Ethylbenzene	100	89.4		ug/L	89%	77 - 121	5113670	11/23/05 12:02
Methyl tert-Butyl Ether	100	77.5		ug/L	78%	65 - 125	5113670	11/23/05 12:02
Toluene	100	88.1		ug/L	88%	74 - 121	5113670	11/23/05 12:02
Xylenes, total	200	175		ug/L	88%	72 - 121	5113670	11/23/05 12:02
Surrogate: a,a,a-Trifluorotoluene	30.0	27.0			90%	63 - 134	5113670	11/23/05 12:02
<b>5114553-BS1</b>								
Benzene	100	104		ug/L	104%	77 - 122	5114553	11/24/05 21:18
Ethylbenzene	100	108		ug/L	108%	77 - 121	5114553	11/24/05 21:18
Methyl tert-Butyl Ether	100	102		ug/L	102%	65 - 125	5114553	11/24/05 21:18
Toluene	100	102		ug/L	102%	74 - 121	5114553	11/24/05 21:18
Xylenes, total	200	205		ug/L	102%	72 - 121	5114553	11/24/05 21:18
Surrogate: a,a,a-Trifluorotoluene	30.0	33.8			113%	63 - 134	5114553	11/24/05 21:18
<b>Purgeable Petroleum Hydrocarbons</b>								
<b>5113670-BS3</b>								
GRO as Gasoline	1000	1040		ug/L	104%	68 - 128	5113670	11/23/05 08:50
Surrogate: a,a,a-Trifluorotoluene	30.0	26.8			89%	63 - 134	5113670	11/23/05 08:50
<b>5113670-BS4</b>								
GRO as Gasoline	1000	927		ug/L	93%	68 - 128	5113670	11/23/05 12:14
Surrogate: a,a,a-Trifluorotoluene	30.0	30.2			101%	63 - 134	5113670	11/23/05 12:14

Client ERI Petaluma (10228)  
 601 North McDowell Blvd.  
 Petaluma, CA 94954  
 Attn Paula Sime

Work Order: NOK1760  
 Project Name: Exxon 7-0104 PO:4505890963  
 Project Number: 2506  
 Received: 11/15/05 07:55

**PROJECT QUALITY CONTROL DATA**  
**Matrix Spike**

Analyte	Orig. Val.	MS Val	Q	Units	Spike Conc	% Rec.	Target Range	Batch	Sample Spiked	Analyzed Date/Time
<b>Volatile Organic Compounds by EPA Method 8021B</b>										
<b>5113670-MS1</b>										
Benzene	0.0310	92.0		ug/L	100	92%	50 - 159	5113670	NOK1760-04	11/23/05 08:10
Ethylbenzene	ND	97.0		ug/L	100	97%	50 - 155	5113670	NOK1760-04	11/23/05 08:10
Methyl tert-Butyl Ether	ND	84.1		ug/L	100	84%	41 - 153	5113670	NOK1760-04	11/23/05 08:10
Toluene	ND	91.2		ug/L	100	91%	57 - 150	5113670	NOK1760-04	11/23/05 08:10
Xylenes, total	0.0710	279		ug/L	300	93%	48 - 151	5113670	NOK1760-04	11/23/05 08:10
<i>Surrogate: a,a,a-Trifluorotoluene</i>		31.2		ug/L	30.0	104%	63 - 134	5113670	NOK1760-04	11/23/05 08:10
<b>5113670-MS2</b>										
Benzene	0.122	82.2		ug/L	100	82%	50 - 159	5113670	NOK1796-01	11/23/05 11:30
Ethylbenzene	0.0630	90.5		ug/L	100	90%	50 - 155	5113670	NOK1796-01	11/23/05 11:30
Methyl tert-Butyl Ether	ND	65.9		ug/L	100	66%	41 - 153	5113670	NOK1796-01	11/23/05 11:30
Toluene	ND	84.4		ug/L	100	84%	57 - 150	5113670	NOK1796-01	11/23/05 11:30
Xylenes, total	0.178	257		ug/L	300	86%	48 - 151	5113670	NOK1796-01	11/23/05 11:30
<i>Surrogate: a,a,a-Trifluorotoluene</i>		25.7		ug/L	30.0	86%	63 - 134	5113670	NOK1796-01	11/23/05 11:30

Client ERI Petaluma (10228)  
601 North McDowell Blvd.  
Petaluma, CA 94954  
Attn Paula Sime

Work Order: NOK1760  
Project Name: Exxon 7-0104 PO:4505890963  
Project Number: 2506  
Received: 11/15/05 07:55

**PROJECT QUALITY CONTROL DATA**  
**Matrix Spike Dup**

Analyte	Orig. Val.	Duplicate	Q	Units	Spike Conc	% Rec.	Target Range	RPD	Limit	Batch	Sample Duplicated	Analyzed Date/Time
<b>Volatile Organic Compounds by EPA Method 8021B</b>												
<b>5113670-MSD1</b>												
Benzene	0.0310	85.2		ug/L	100	85%	50 - 159	8	33	5113670	NOK1760-04	11/23/05 08:23
Ethylbenzene	ND	91.9		ug/L	100	92%	50 - 155	5	35	5113670	NOK1760-04	11/23/05 08:23
Methyl tert-Butyl Ether	ND	68.6		ug/L	100	69%	41 - 153	20	37	5113670	NOK1760-04	11/23/05 08:23
Toluene	ND	85.7		ug/L	100	86%	57 - 150	6	33	5113670	NOK1760-04	11/23/05 08:23
Xylenes, total	0.0710	264		ug/L	300	88%	48 - 151	6	35	5113670	NOK1760-04	11/23/05 08:23
Surrogate: a,a,a-Trifluorotoluene		27.4		ug/L	30.0	91%	63 - 134			5113670	NOK1760-04	11/23/05 08:23
<b>5113670-MSD2</b>												
Benzene	0.122	91.7		ug/L	100	92%	50 - 159	11	33	5113670	NOK1796-01	11/23/05 11:42
Ethylbenzene	0.0630	98.1		ug/L	100	98%	50 - 155	8	35	5113670	NOK1796-01	11/23/05 11:42
Methyl tert-Butyl Ether	ND	87.4		ug/L	100	87%	41 - 153	28	37	5113670	NOK1796-01	11/23/05 11:42
Toluene	ND	90.2		ug/L	100	90%	57 - 150	7	33	5113670	NOK1796-01	11/23/05 11:42
Xylenes, total	0.178	273		ug/L	300	91%	48 - 151	6	35	5113670	NOK1796-01	11/23/05 11:42
Surrogate: a,a,a-Trifluorotoluene		30.3		ug/L	30.0	101%	63 - 134			5113670	NOK1796-01	11/23/05 11:42

Client ERI Petaluma (10228)  
 601 North McDowell Blvd.  
 Petaluma, CA 94954  
 Attn Paula Sime

Work Order: NOK1760  
 Project Name: Exxon 7-0104 PO:4505890963  
 Project Number: 2506  
 Received: 11/15/05 07:55

### CERTIFICATION SUMMARY

**TestAmerica Analytical - Nashville**

Method	Matrix	AIHA	Nelac	California
NA	Water			
SW846 8015B	Water	N/A	X	X
SW846 8021B	Water	N/A	X	X

Client ERI Petaluma (10228)  
601 North McDowell Blvd.  
Petaluma, CA 94954  
Attn Paula Sime



Work Order: NOK1760  
Project Name: Exxon 7-0104 PO:4505890963  
Project Number: 2506  
Received: 11/15/05 07:55

**NELAC CERTIFICATION SUMMARY**

TestAmerica Analytical - Nashville does not hold NELAC certifications for the following analytes included in this report

<u>Method</u>	<u>Matrix</u>	<u>Analyte</u>
---------------	---------------	----------------




 <p>(615) 726-0177 Nashville Division 2960 Foster Creighton Nashville, TN 37204</p> 	<p>Consultant Name: <u>Environmental Resolutions, Inc.</u> Address: <u>810 North McDowell</u> City/State/Zip: <u>Petaluma, CA 94954</u> Project Manager: <u>Paula Sime</u> Telephone Number: <u>707-766-2000</u> ERI Job Number: <u>2506 11X</u> Sampler Name: (Print) <u>J Herman</u> Sampler Signature: <u>J Herman</u></p>	<p>ExxonMobil Engineer <u>Jennifer Sedlachek</u> Telephone Number: <u>510-547-8196</u> Account #: <u>10228</u> PO #: <u>4505890963</u> Facility ID #: <u>7-0104</u> Global ID#: _____ Site Address: <u>1725 Park Street</u> City, State Zip: <u>Alameda, California</u></p>
--	---	---

<p>TAT</p> <input type="checkbox"/> 24 hour <input type="checkbox"/> 72 hour <input type="checkbox"/> 48 hour <input type="checkbox"/> 96 hour <input checked="" type="checkbox"/> 8 day	<p>PROVIDE:</p> <p>EDF Report</p>	<p>Special Instructions:</p>	<p>Matrix</p>	<p>Analyze For:</p>																																																																	
			<table border="1" style="width:100%; border-collapse: collapse;"> <tr> <th>Water</th> <th>Soil</th> <th>Vapor</th> <th>TPHg 8015B</th> <th>BTEX</th> <th>MTBE 8020</th> </tr> </table>	Water	Soil	Vapor	TPHg 8015B	BTEX	MTBE 8020																																																												
Water	Soil	Vapor	TPHg 8015B	BTEX	MTBE 8020																																																																
<p>NOK1760</p> <p>11/28/05 17:00</p> <p>W-INT</p>																																																																					
<table border="1" style="width:100%; border-collapse: collapse;"> <thead> <tr> <th>DATE</th> <th>TIME</th> <th>COMP</th> <th>GRAB</th> <th>PRESERV</th> <th>NUMBER</th> <th>Water</th> <th>Soil</th> <th>Vapor</th> <th>TPHg 8015B</th> <th>BTEX</th> <th>MTBE 8020</th> <th></th> </tr> </thead> <tbody> <tr> <td>11/11/05</td> <td>1530</td> <td></td> <td>X</td> <td>HCl</td> <td>4 voa</td> <td>X</td> <td></td> <td></td> <td>X</td> <td>X</td> <td>X</td> <td>NOK1760-01</td> </tr> <tr> <td>"</td> <td>1500</td> <td></td> <td>X</td> <td>HCl</td> <td>4 voa</td> <td>X</td> <td></td> <td></td> <td>X</td> <td>X</td> <td>X</td> <td>-02</td> </tr> <tr> <td>"</td> <td>1430</td> <td></td> <td>X</td> <td>HCl</td> <td>4 voa</td> <td>X</td> <td></td> <td></td> <td>X</td> <td>X</td> <td>X</td> <td>-03</td> </tr> <tr> <td>"</td> <td>1400</td> <td></td> <td>X</td> <td>HCl</td> <td>4 voa</td> <td>X</td> <td></td> <td></td> <td>X</td> <td>X</td> <td>X</td> <td>-04</td> </tr> </tbody> </table>			DATE	TIME	COMP	GRAB	PRESERV	NUMBER	Water	Soil	Vapor	TPHg 8015B	BTEX	MTBE 8020		11/11/05	1530		X	HCl	4 voa	X			X	X	X	NOK1760-01	"	1500		X	HCl	4 voa	X			X	X	X	-02	"	1430		X	HCl	4 voa	X			X	X	X	-03	"	1400		X	HCl	4 voa	X			X	X	X	-04		
DATE	TIME	COMP	GRAB	PRESERV	NUMBER	Water	Soil	Vapor	TPHg 8015B	BTEX	MTBE 8020																																																										
11/11/05	1530		X	HCl	4 voa	X			X	X	X	NOK1760-01																																																									
"	1500		X	HCl	4 voa	X			X	X	X	-02																																																									
"	1430		X	HCl	4 voa	X			X	X	X	-03																																																									
"	1400		X	HCl	4 voa	X			X	X	X	-04																																																									

<p>Relinquished by: <u>J Herman</u> Date: <u>11/14/05</u> Time: <u>1200</u></p>	<p>Received by: _____ Time: _____</p>	<p>Laboratory Comments:</p> <p>Temperature Upon Receipt: <u>22.2°</u></p> <p>Sample Containers Intact? <u>yes</u></p> <p>VOAs Free of Headspace? <u>yes</u></p>
<p>Relinquished by: _____ Date: _____ Time: _____</p>	<p>Received by TestAmerica: <u>Joei Forakis</u> Time: <u>7:55</u></p>	



December 26, 2005



Client: ERI Petaluma (10228)  
601 North McDowell Blvd  
Petaluma, CA 94954  
Attn: Paula Sime

Work Order: NOL1479  
Project Name: Exxon 7-0104 PO:4505890963  
Project Nbr: 2506 11X  
Date Received: 12/13/05

SAMPLE IDENTIFICATION	LAB NUMBER	COLLECTION DATE AND TIME
W-INF	NOL1479-01	12/09/05 14:30
W-INT1	NOL1479-02	12/09/05 14:00
W-INT2	NOL1479-03	12/09/05 13:30
W-PSP-1	NOL1479-04	12/09/05 13:00

An executed copy of the chain of custody, the project quality control data, and the sample receipt form are also included as an addendum to this report. If you have any questions relating to this analytical report, please contact your Laboratory Project Manager at 1-800-765-0980. Any opinions, if expressed, are outside the scope of the Laboratory's accreditation.

This material is intended only for the use of the individual(s) or entity to whom it is addressed, and may contain information that is privileged and confidential. If you are not the intended recipient, or the employee or agent responsible for delivering this material to the intended recipient, you are hereby notified that any dissemination, distribution, or copying of this material is strictly prohibited. If you have received this material in error, please notify us immediately at 615-726-0177.

California Certification Number: 01168CA

The Chain(s) of Custody, 2 pages, are included and are an integral part of this report.

These results relate only to the items tested. This report shall not be reproduced except in full and with permission of the laboratory.

Report Approved By:

A handwritten signature in black ink that reads "Roxanne L. Connor".

Roxanne Connor  
Senior Project Manager

Client ERI Petaluma (10228)  
601 North McDowell Blvd.  
Petaluma, CA 94954  
Attn Paula Sime

Work Order: NOL1479  
Project Name: Exxon 7-0104 PO:4505890963  
Project Number: 2506 11X  
Received: 12/13/05 08:00

## ANALYTICAL REPORT

Analyte	Result	Flag	Units	MRL	Dilution Factor	Analysis Date/Time	Method	Analyst	Batch
<b>Sample ID: NOL1479-01 (W-INF - Ground Water) Sampled: 12/09/05 14:30</b>									
Volatile Organic Compounds by EPA Method 8021B									
Benzene	ND		ug/L	0.50	1	12/21/05 23:20	SW846 8021B	hw	5123854
Ethylbenzene	ND		ug/L	0.50	1	12/21/05 23:20	SW846 8021B	hw	5123854
Methyl tert-Butyl Ether	821	E3	ug/L	0.50	1	12/21/05 23:20	SW846 8021B	hw	5123854
Toluene	ND		ug/L	0.50	1	12/21/05 23:20	SW846 8021B	hw	5123854
Xylenes, total	ND		ug/L	0.50	1	12/21/05 23:20	SW846 8021B	hw	5123854
Surrogate: a,a,a-Trifluorotoluene (63-134%)	91 %					12/21/05 23:20	SW846 8021B	hw	5123854
Purgeable Petroleum Hydrocarbons									
GRO as Gasoline	1060		ug/L	50.0	1	12/21/05 23:20	SW846 8015B	hw	5123854
Surrogate: a,a,a-Trifluorotoluene (63-134%)	91 %					12/21/05 23:20	SW846 8015B	hw	5123854
<b>Sample ID: NOL1479-02 (W-INT1 - Ground Water) Sampled: 12/09/05 14:00</b>									
Volatile Organic Compounds by EPA Method 8021B									
Benzene	ND		ug/L	0.50	1	12/21/05 23:52	SW846 8021B	hw	5123854
Ethylbenzene	ND		ug/L	0.50	1	12/21/05 23:52	SW846 8021B	hw	5123854
Methyl tert-Butyl Ether	16.0		ug/L	0.50	1	12/21/05 23:52	SW846 8021B	hw	5123854
Toluene	ND		ug/L	0.50	1	12/21/05 23:52	SW846 8021B	hw	5123854
Xylenes, total	ND		ug/L	0.50	1	12/21/05 23:52	SW846 8021B	hw	5123854
Surrogate: a,a,a-Trifluorotoluene (63-134%)	93 %					12/21/05 23:52	SW846 8021B	hw	5123854
Purgeable Petroleum Hydrocarbons									
GRO as Gasoline	ND		ug/L	50.0	1	12/21/05 23:52	SW846 8015B	hw	5123854
Surrogate: a,a,a-Trifluorotoluene (63-134%)	93 %					12/21/05 23:52	SW846 8015B	hw	5123854
<b>Sample ID: NOL1479-03 (W-INT2 - Ground Water) Sampled: 12/09/05 13:30</b>									
Volatile Organic Compounds by EPA Method 8021B									
Benzene	ND		ug/L	0.50	1	12/22/05 00:24	SW846 8021B	hw	5123854
Ethylbenzene	ND		ug/L	0.50	1	12/22/05 00:24	SW846 8021B	hw	5123854
Methyl tert-Butyl Ether	ND		ug/L	0.50	1	12/22/05 00:24	SW846 8021B	hw	5123854
Toluene	ND		ug/L	0.50	1	12/22/05 00:24	SW846 8021B	hw	5123854
Xylenes, total	ND		ug/L	0.50	1	12/22/05 00:24	SW846 8021B	hw	5123854
Surrogate: a,a,a-Trifluorotoluene (63-134%)	92 %					12/22/05 00:24	SW846 8021B	hw	5123854
Purgeable Petroleum Hydrocarbons									
GRO as Gasoline	ND		ug/L	50.0	1	12/22/05 00:24	SW846 8015B	hw	5123854
Surrogate: a,a,a-Trifluorotoluene (63-134%)	92 %					12/22/05 00:24	SW846 8015B	hw	5123854
<b>Sample ID: NOL1479-04 (W-PSP-1 - Ground Water) Sampled: 12/09/05 13:00</b>									
Volatile Organic Compounds by EPA Method 8021B									
Benzene	ND		ug/L	0.50	1	12/22/05 00:56	SW846 8021B	hw	5123854
Ethylbenzene	ND		ug/L	0.50	1	12/22/05 00:56	SW846 8021B	hw	5123854
Methyl tert-Butyl Ether	ND		ug/L	0.50	1	12/22/05 00:56	SW846 8021B	hw	5123854
Toluene	ND		ug/L	0.50	1	12/22/05 00:56	SW846 8021B	hw	5123854
Xylenes, total	ND		ug/L	0.50	1	12/22/05 00:56	SW846 8021B	hw	5123854
Surrogate: a,a,a-Trifluorotoluene (63-134%)	93 %					12/22/05 00:56	SW846 8021B	hw	5123854

Client ERI Petaluma (10228)  
 601 North McDowell Blvd.  
 Petaluma, CA 94954  
 Attn Paula Sime

Work Order: NOL1479  
 Project Name: Exxon 7-0104 PO:4505890963  
 Project Number: 2506 11X  
 Received: 12/13/05 08:00

## ANALYTICAL REPORT

Analyte	Result	Flag	Units	MRL	Dilution Factor	Analysis Date/Time	Method	Analyst	Batch
<b>Sample ID: NOL1479-04 (W-PSP-1 - Ground Water) - cont. Sampled: 12/09/05 13:00</b>									
<b>Purgeable Petroleum Hydrocarbons</b>									
GRO as Gasoline	ND		ug/L	50.0	1	12/22/05 00:56	SW846 8015B	hw	5123854
Surrogate: a,a,a-Trifluorotoluene (63-134%)	93 %					12/22/05 00:56	SW846 8015B	hw	5123854

Client ERI Petaluma (10228)  
 601 North McDowell Blvd.  
 Petaluma, CA 94954  
 Attn Paula Sime

Work Order: NOL1479  
 Project Name: Exxon 7-0104 PO:4505890963  
 Project Number: 2506 11X  
 Received: 12/13/05 08:00

**PROJECT QUALITY CONTROL DATA**  
**Blank**

Analyte	Blank Value	Q	Units	Q.C. Batch	Lab Number	Analyzed Date/Time
<b>Volatile Organic Compounds by EPA Method 8021B</b>						
<b>5123854-BLK1</b>						
Benzene	<0.42		ug/L	5123854	5123854-BLK1	12/21/05 16:25
Ethylbenzene	<0.36		ug/L	5123854	5123854-BLK1	12/21/05 16:25
Methyl tert-Butyl Ether	<0.31		ug/L	5123854	5123854-BLK1	12/21/05 16:25
Toluene	<0.36		ug/L	5123854	5123854-BLK1	12/21/05 16:25
Xylenes, total	<0.36		ug/L	5123854	5123854-BLK1	12/21/05 16:25
<i>Surrogate: a,a,a-Trifluorotoluene</i>	96%			5123854	5123854-BLK1	12/21/05 16:25
<b>Purgeable Petroleum Hydrocarbons</b>						
<b>5123854-BLK1</b>						
GRO as Gasoline	<33.0		ug/L	5123854	5123854-BLK1	12/21/05 16:25
<i>Surrogate: a,a,a-Trifluorotoluene</i>	96%			5123854	5123854-BLK1	12/21/05 16:25

Client ERI Petaluma (10228)  
 601 North McDowell Blvd.  
 Petaluma, CA 94954  
 Attn Paula Sime

Work Order: NOL1479  
 Project Name: Exxon 7-0104 PO:4505890963  
 Project Number: 2506 11X  
 Received: 12/13/05 08:00

**PROJECT QUALITY CONTROL DATA**  
**LCS**

Analyte	Known Val.	Analyzed Val	Q	Units	% Rec.	Target Range	Batch	Analyzed Date/Time
<b>Volatile Organic Compounds by EPA Method 8021B</b>								
<b>5123854-BS1</b>								
Benzene	100	91.0		ug/L	91%	77 - 122	5123854	12/22/05 04:40
Ethylbenzene	100	89.5		ug/L	90%	77 - 121	5123854	12/22/05 04:40
Methyl tert-Butyl Ether	100	95.7		ug/L	96%	65 - 125	5123854	12/22/05 04:40
Toluene	100	87.0		ug/L	87%	74 - 121	5123854	12/22/05 04:40
Xylenes, total	200	171		ug/L	86%	72 - 121	5123854	12/22/05 04:40
<i>Surrogate: a,a,a-Trifluorotoluene</i>	30.0	30.0			100%	63 - 134	5123854	12/22/05 04:40
<b>Purgeable Petroleum Hydrocarbons</b>								
<b>5123854-BS2</b>								
GRO as Gasoline	1000	1230		ug/L	123%	68 - 128	5123854	12/22/05 05:11
<i>Surrogate: a,a,a-Trifluorotoluene</i>	30.0	35.6			119%	63 - 134	5123854	12/22/05 05:11

Client ERI Petaluma (10228)  
 601 North McDowell Blvd.  
 Petaluma, CA 94954  
 Attn Paula Sime

Work Order: NOL1479  
 Project Name: Exxon 7-0104 PO:4505890963  
 Project Number: 2506 11X  
 Received: 12/13/05 08:00

**PROJECT QUALITY CONTROL DATA**  
**Matrix Spike**

Analyte	Orig. Val.	MS Val	Q	Units	Spike Conc	% Rec.	Target Range	Batch	Sample Spiked	Analyzed Date/Time
<b>Volatile Organic Compounds by EPA Method 8021B</b>										
<b>5123854-MS1</b>										
Benzene	0.316	49.3		ug/L	50.0	98%	50 - 159	5123854	NOL1338-02	12/22/05 03:36
Ethylbenzene	0.160	49.4		ug/L	50.0	98%	50 - 155	5123854	NOL1338-02	12/22/05 03:36
Methyl tert-Butyl Ether	ND	55.6		ug/L	50.0	111%	41 - 153	5123854	NOL1338-02	12/22/05 03:36
Toluene	0.522	47.6		ug/L	50.0	94%	57 - 150	5123854	NOL1338-02	12/22/05 03:36
Xylenes, total	0.657	94.0		ug/L	100	93%	48 - 151	5123854	NOL1338-02	12/22/05 03:36
Surrogate: a,a,a-Trifluorotoluene		29.8		ug/L	30.0	99%	63 - 134	5123854	NOL1338-02	12/22/05 03:36

Client ERI Petaluma (10228)  
 601 North McDowell Blvd.  
 Petaluma, CA 94954  
 Attn Paula Sime

Work Order: NOL1479  
 Project Name: Exxon 7-0104 PO:4505890963  
 Project Number: 2506 11X  
 Received: 12/13/05 08:00

**PROJECT QUALITY CONTROL DATA**

**Matrix Spike Dup**

Analyte	Orig. Val.	Duplicate	Q	Units	Spike Conc	% Rec.	Target Range	RPD	Limit	Batch	Sample Duplicated	Analyzed Date/Time
<b>Volatile Organic Compounds by EPA Method 8021B</b>												
<b>5123854-MSD1</b>												
Benzene	0.316	52.3		ug/L	50.0	104%	50 - 159	6	33	5123854	NOL1338-02	12/22/05 04:08
Ethylbenzene	0.160	52.2		ug/L	50.0	104%	50 - 155	6	35	5123854	NOL1338-02	12/22/05 04:08
Methyl tert-Butyl Ether	ND	58.7		ug/L	50.0	117%	41 - 153	5	37	5123854	NOL1338-02	12/22/05 04:08
Toluene	0.522	50.7		ug/L	50.0	100%	57 - 150	6	33	5123854	NOL1338-02	12/22/05 04:08
Xylenes, total	0.657	100		ug/L	100	99%	48 - 151	6	35	5123854	NOL1338-02	12/22/05 04:08
Surrogate: a,a,a-Trifluorotoluene		29.8		ug/L	30.0	99%	63 - 134			5123854	NOL1338-02	12/22/05 04:08

Client ERI Petaluma (10228)  
601 North McDowell Blvd.  
Petaluma, CA 94954  
Attn Paula Sime

Work Order: NOL1479  
Project Name: Exxon 7-0104 PO:4505890963  
Project Number: 2506 11X  
Received: 12/13/05 08:00

### CERTIFICATION SUMMARY

#### TestAmerica Analytical - Nashville

Method	Matrix	AIHA	Nelac	California
NA	Water			
SW846 8015B	Water	N/A	X	X
SW846 8021B	Water	N/A	X	X



Client ERI Petaluma (10228)  
601 North McDowell Blvd.  
Petaluma, CA 94954  
Attn Paula Sime

Work Order: NOL1479  
Project Name: Exxon 7-0104 PO:4505890963  
Project Number: 2506 11X  
Received: 12/13/05 08:00

## NELAC CERTIFICATION SUMMARY

TestAmerica Analytical - Nashville does not hold NELAC certifications for the following analytes included in this report

Method

Matrix

Analyte

Client ERI Petaluma (10228)  
601 North McDowell Blvd.  
Petaluma, CA 94954  
Attn Paula Sime

Work Order: NOL1479  
Project Name: Exxon 7-0104 PO:4505890963  
Project Number: 2506 11X  
Received: 12/13/05 08:00

### DATA QUALIFIERS AND DEFINITIONS

E3 Concentration estimated. Analyte exceeded calibration range. Reanalysis not performed due to holding time requirements.

### METHOD MODIFICATION NOTES



**COOLER RECEIPT FORM**

BC#

NOL1479

Client Name :

Cooler Received/Opened On: 12-13-05 Accessioned By: Lori Farthing

Lori Farthing  
Log-In Personnel Signature

1. Temperature of Cooler when triaged: 0.4° Degrees Celsius
2. Were custody seals on outside of cooler?..... YES...NO...NA
  - a. If yes, how many and where: \_\_\_\_\_
3. Were custody seals on containers?..... NO...YES...NA
4. Were the seals intact, signed, and dated correctly?..... YES...NO...NA
5. Were custody papers inside cooler?..... YES...NO...NA
6. Were custody papers properly filled out (ink, signed, etc)?..... YES...NO...NA
7. Did you sign the custody papers in the appropriate place?..... YES...NO...NA
8. What kind of packing material used? Bubblewrap    Peanuts    Vermiculite    Foam Insert  
Ziplock baggies    Paper    Other    None
9. Cooling process: Ice    Ice-pack    Ice (direct contact)    Dry ice    Other    None
10. Did all containers arrive in good condition (unbroken)?..... YES...NO...NA
11. Were all container labels complete (#, date, signed, pres., etc)?..... YES...NO...NA
12. Did all container labels and tags agree with custody papers?..... YES...NO...NA
13. Were correct containers used for the analysis requested?..... YES...NO...NA
14. a. Were VOA vials received?..... YES...NO...NA
  - b. Was there any observable head space present in any VOA vial?..... NO...YES...NA
15. Was sufficient amount of sample sent in each container?..... YES...NO...NA
16. Were correct preservatives used?..... YES...NO...NA
 

If not, record standard ID of preservative used here \_\_\_\_\_
17. Was residual chlorine present?..... NO...YES...NA
18. Indicate the Airbill Tracking Number (last 4 digits for Fedex only) and Name of Courier below:

Fed-Ex    UPS    Velocity    DHL    Route    5809    Off-street    Misc.

19. If a Non-Conformance exists, see attached or comments below:

BIS = Broken in shipment  
Cooler Receipt Form

CHAIN OF CUSTODY RECORD



(615) 726-0177

Nashville Division

2960 Foster Creighton

Nashville, TN 37204



Consultant Name: Environmental Resolutions, Inc.

Address: 610 North McDowell

City/State/Zip: Petaluma, CA 94954

Project Manager Paula Sime

Telephone Number: 707-766-2000

ERI Job Number: 2506 11X

Sampler Name: (Print) J. Herman

Sampler Signature: J. Herman

ExxonMobil Engineer Jennifer Sedlachek

Telephone Number 510-547-8196

Account #: 10228

PO #: 4505890963

Facility ID # 7-0104

Global ID#

Site Address 1725 Park Street

City, State Zip Alameda, California

TAT <input type="checkbox"/> 24 hour <input type="checkbox"/> 48 hour <input checked="" type="checkbox"/> 8 day	PROVIDE: EDF Report	Special Instructions:					Matrix			Analyze For:										
		DATE	TIME	COMP	GRAB	PRESERV	NUMBER	Water	Soil	Vapor	TPHg 8015B	BTEX	MTBE 8020							
NOL1479 12/22/05 17:00																				
W-INF		12/9/05	1430		X	HCI	4 voa	X			X	X	X							NOL1479-01
W-INT 1			1400		X	HCI	4 voa	X			X	X	X							02
W-INT 2			1330		X	HCI	4 voa	X			X	X	X							03
W-PSP-1			1300		X	HCI	4 voa	X			X	X	X							04

Relinquished by: J. Herman Date: 12/12/05 Time: 9:00 Received by: \_\_\_\_\_ Time: \_\_\_\_\_  
 Relinquished by: \_\_\_\_\_ Date: \_\_\_\_\_ Time: \_\_\_\_\_ Received by TestAmerica: Lou Fanning Date: 12-13-05 Time: 8:00

Laboratory Comments: 0.4°  
 Temperature Upon Receipt: \_\_\_\_\_  
 Sample Containers Intact? yes  
 VOAs Free of Headspace? yes

January 11, 2006

Client: ERI Petaluma (10228)  
601 North McDowell Blvd.  
Petaluma, CA 94954  
Attn: Paula Sime

Work Order: NOL1942  
Project Name: Exxon 7-0104 PO:4505890963  
Project Nbr: 250613X  
Date Received: 12/15/05

SAMPLE IDENTIFICATION	LAB NUMBER	COLLECTION DATE AND TIME
QCBB	NOL1942-01	12/13/05 13:40
MW1	NOL1942-02	12/13/05 14:20
MW2	NOL1942-03	12/13/05 13:50
MW3	NOL1942-04	12/13/05 14:37
MW4	NOL1942-05	12/13/05 14:30
MW5	NOL1942-06	12/13/05 14:10
MW6	NOL1942-07	12/13/05 14:25
MW7	NOL1942-08	12/13/05 14:45
MW8	NOL1942-09	12/13/05 12:00
MW9	NOL1942-10	12/13/05 11:15
MW11	NOL1942-11	12/13/05 14:04

An executed copy of the chain of custody, the project quality control data, and the sample receipt form are also included as an addendum to this report. If you have any questions relating to this analytical report, please contact your Laboratory Project Manager at 1-800-765-0980. Any opinions, if expressed, are outside the scope of the Laboratory's accreditation.

This material is intended only for the use of the individual(s) or entity to whom it is addressed, and may contain information that is privileged and confidential. If you are not the intended recipient, or the employee or agent responsible for delivering this material to the intended recipient, you are hereby notified that any dissemination, distribution, or copying of this material is strictly prohibited. If you have received this material in error, please notify us immediately at 615-726-0177.

**Additional Laboratory Comments:**

Some results reported from out of hold runs due to dilutions needed to report the result quantitatively.  
California Certification Number: 01168CA

The Chain(s) of Custody, 2 pages, are included and are an integral part of this report.

These results relate only to the items tested. This report shall not be reproduced except in full and with permission of the laboratory.

Report Approved By:



Leah R Klingensmith  
Senior Project Management

Client ERI Petaluma (10228)  
601 North McDowell Blvd.  
Petaluma, CA 94954  
Attn Paula Sime

Work Order: NOL1942  
Project Name: Exxon 7-0104 PO:4505890963  
Project Number: 250613X  
Received: 12/15/05 08:15

## ANALYTICAL REPORT

Analyte	Result	Flag	Units	MRL	Dilution Factor	Analysis Date/Time	Method	Batch
<b>Sample ID: NOL1942-02 (MW1 - Ground Water) Sampled: 12/13/05 14:20</b>								
Volatile Organic Compounds by EPA Method 8021B								
Benzene	2.35		ug/L	0.50	1	12/25/05 08:51	SW846 8021B	5124577
Ethylbenzene	ND		ug/L	0.50	1	12/25/05 08:51	SW846 8021B	5124577
Toluene	0.71		ug/L	0.50	1	12/25/05 08:51	SW846 8021B	5124577
Xylenes, total	ND		ug/L	0.50	1	12/25/05 08:51	SW846 8021B	5124577
<i>Surr: a,a,a-Trifluorotoluene (63-134%)</i>	99 %					12/25/05 08:51	SW846 8021B	5124577
Volatile Organic Compounds by EPA Method 8260B								
Tert-Amyl Methyl Ether	ND		ug/L	0.500	1	12/27/05 17:09	SW846 8260B	5125078
1,2-Dibromoethane (EDB)	ND		ug/L	0.500	1	12/27/05 17:09	SW846 8260B	5125078
1,2-Dichloroethane	ND		ug/L	0.500	1	12/27/05 17:09	SW846 8260B	5125078
Ethanol	ND		ug/L	50.0	1	12/27/05 17:09	SW846 8260B	5125078
Ethyl tert-Butyl Ether	ND		ug/L	0.500	1	12/27/05 17:09	SW846 8260B	5125078
Diisopropyl Ether	ND		ug/L	0.500	1	12/27/05 17:09	SW846 8260B	5125078
Methyl tert-Butyl Ether	6000	H2	ug/L	25.0	50	12/29/05 00:28	SW846 8260B	5125265
Tertiary Butyl Alcohol	6590	H2	ug/L	500	50	12/29/05 00:28	SW846 8260B	5125265
<i>Surr: 1,2-Dichloroethane-d4 (70-130%)</i>	93 %					12/27/05 17:09	SW846 8260B	5125078
<i>Surr: 1,2-Dichloroethane-d4 (70-130%)</i>	94 %					12/29/05 00:28	SW846 8260B	5125265
<i>Surr: Dibromofluoromethane (79-122%)</i>	93 %					12/27/05 17:09	SW846 8260B	5125078
<i>Surr: Dibromofluoromethane (79-122%)</i>	99 %					12/29/05 00:28	SW846 8260B	5125265
<i>Surr: Toluene-d8 (78-121%)</i>	99 %					12/27/05 17:09	SW846 8260B	5125078
<i>Surr: Toluene-d8 (78-121%)</i>	94 %					12/29/05 00:28	SW846 8260B	5125265
<i>Surr: 4-Bromofluorobenzene (78-126%)</i>	99 %					12/27/05 17:09	SW846 8260B	5125078
<i>Surr: 4-Bromofluorobenzene (78-126%)</i>	96 %					12/29/05 00:28	SW846 8260B	5125265
Extractable Petroleum Hydrocarbons								
Diesel	182	Q3, QSG	ug/L	50.0	1	12/20/05 17:48	SW846 8015B	5123216
<i>Surr: o-Terphenyl (55-150%)</i>	74 %					12/20/05 17:48	SW846 8015B	5123216
Purgeable Petroleum Hydrocarbons								
GRO as Gasoline	4610		ug/L	2500	50	12/25/05 20:19	SW846 8015B	5124990
<i>Surr: a,a,a-Trifluorotoluene (63-134%)</i>	97 %					12/25/05 20:19	SW846 8015B	5124990
<b>Sample ID: NOL1942-03 (MW2 - Ground Water) Sampled: 12/13/05 13:50</b>								
Volatile Organic Compounds by EPA Method 8021B								
Benzene	24.3		ug/L	0.50	1	12/25/05 09:06	SW846 8021B	5124577
Ethylbenzene	ND		ug/L	0.50	1	12/25/05 09:06	SW846 8021B	5124577
Toluene	ND		ug/L	0.50	1	12/25/05 09:06	SW846 8021B	5124577
Xylenes, total	0.82		ug/L	0.50	1	12/25/05 09:06	SW846 8021B	5124577
<i>Surr: a,a,a-Trifluorotoluene (63-134%)</i>	94 %					12/25/05 09:06	SW846 8021B	5124577
Volatile Organic Compounds by EPA Method 8260B								
Tert-Amyl Methyl Ether	ND		ug/L	0.500	1	12/27/05 17:39	SW846 8260B	5125078
1,2-Dibromoethane (EDB)	ND		ug/L	0.500	1	12/27/05 17:39	SW846 8260B	5125078
1,2-Dichloroethane	ND		ug/L	0.500	1	12/27/05 17:39	SW846 8260B	5125078
Ethanol	ND		ug/L	50.0	1	12/27/05 17:39	SW846 8260B	5125078
Ethyl tert-Butyl Ether	ND		ug/L	0.500	1	12/27/05 17:39	SW846 8260B	5125078

Client ERI Petaluma (10228)  
601 North McDowell Blvd.  
Petaluma, CA 94954  
Attn Paula Sime

Work Order: NOL1942  
Project Name: Exxon 7-0104 PO:4505890963  
Project Number: 250613X  
Received: 12/15/05 08:15

## ANALYTICAL REPORT

Analyte	Result	Flag	Units	MRL	Dilution Factor	Analysis Date/Time	Method	Batch
<b>Sample ID: NOL1942-03 (MW2 - Ground Water) - cont. Sampled: 12/13/05 13:50</b>								
Volatile Organic Compounds by EPA Method 8260B - cont.								
Diisopropyl Ether	0.680		ug/L	0.500	1	12/27/05 17:39	SW846 8260B	5125078
Methyl tert-Butyl Ether	28.6		ug/L	0.500	1	12/27/05 17:39	SW846 8260B	5125078
Tertiary Butyl Alcohol	159		ug/L	10.0	1	12/27/05 17:39	SW846 8260B	5125078
Surr: 1,2-Dichloroethane-d4 (70-130%)	93 %					12/27/05 17:39	SW846 8260B	5125078
Surr: Dibromofluoromethane (79-122%)	94 %					12/27/05 17:39	SW846 8260B	5125078
Surr: Toluene-d8 (78-121%)	96 %					12/27/05 17:39	SW846 8260B	5125078
Surr: 4-Bromofluorobenzene (78-126%)	99 %					12/27/05 17:39	SW846 8260B	5125078
Extractable Petroleum Hydrocarbons								
Diesel	88.4	Q3, QSG	ug/L	50.0	1	12/20/05 18:07	SW846 8015B	5123216
Surr: o-Terphenyl (55-150%)	76 %					12/20/05 18:07	SW846 8015B	5123216
Purgeable Petroleum Hydrocarbons								
GRO as Gasoline	107		ug/L	50.0	1	12/25/05 09:06	SW846 8015B	5124577
Surr: a,a,a-Trifluorotoluene (63-134%)	94 %					12/25/05 09:06	SW846 8015B	5124577
<b>Sample ID: NOL1942-04 (MW3 - Ground Water) Sampled: 12/13/05 14:37</b>								
Volatile Organic Compounds by EPA Method 8021B								
Benzene	218		ug/L	0.50	1	12/25/05 22:01	SW846 8021B	5124990
Ethylbenzene	3.87		ug/L	0.50	1	12/25/05 22:01	SW846 8021B	5124990
Toluene	2.19		ug/L	0.50	1	12/25/05 22:01	SW846 8021B	5124990
Xylenes, total	6.70		ug/L	0.50	1	12/25/05 22:01	SW846 8021B	5124990
Surr: a,a,a-Trifluorotoluene (63-134%)	92 %					12/25/05 22:01	SW846 8021B	5124990
Volatile Organic Compounds by EPA Method 8260B								
Tert-Amyl Methyl Ether	ND		ug/L	0.500	1	12/27/05 18:09	SW846 8260B	5125078
1,2-Dibromoethane (EDB)	ND		ug/L	0.500	1	12/27/05 18:09	SW846 8260B	5125078
1,2-Dichloroethane	5.04		ug/L	0.500	1	12/27/05 18:09	SW846 8260B	5125078
Ethanol	ND		ug/L	50.0	1	12/27/05 18:09	SW846 8260B	5125078
Ethyl tert-Butyl Ether	ND		ug/L	0.500	1	12/27/05 18:09	SW846 8260B	5125078
Diisopropyl Ether	ND		ug/L	0.500	1	12/27/05 18:09	SW846 8260B	5125078
Methyl tert-Butyl Ether	26.5		ug/L	0.500	1	12/27/05 18:09	SW846 8260B	5125078
Tertiary Butyl Alcohol	3530	H2	ug/L	100	10	12/29/05 00:58	SW846 8260B	5125265
Surr: 1,2-Dichloroethane-d4 (70-130%)	94 %					12/27/05 18:09	SW846 8260B	5125078
Surr: 1,2-Dichloroethane-d4 (70-130%)	94 %					12/29/05 00:58	SW846 8260B	5125265
Surr: Dibromofluoromethane (79-122%)	96 %					12/27/05 18:09	SW846 8260B	5125078
Surr: Dibromofluoromethane (79-122%)	96 %					12/29/05 00:58	SW846 8260B	5125265
Surr: Toluene-d8 (78-121%)	99 %					12/27/05 18:09	SW846 8260B	5125078
Surr: Toluene-d8 (78-121%)	96 %					12/29/05 00:58	SW846 8260B	5125265
Surr: 4-Bromofluorobenzene (78-126%)	98 %					12/27/05 18:09	SW846 8260B	5125078
Surr: 4-Bromofluorobenzene (78-126%)	98 %					12/29/05 00:58	SW846 8260B	5125265
Extractable Petroleum Hydrocarbons								
Diesel	317	Q3, QSG	ug/L	50.0	1	12/20/05 18:26	SW846 8015B	5123216
Surr: o-Terphenyl (55-150%)	84 %					12/20/05 18:26	SW846 8015B	5123216
Purgeable Petroleum Hydrocarbons								

Client ERI Petaluma (10228)  
601 North McDowell Blvd.  
Petaluma, CA 94954  
Attn Paula Sime

Work Order: NOL1942  
Project Name: Exxon 7-0104 PO:4505890963  
Project Number: 250613X  
Received: 12/15/05 08:15

## ANALYTICAL REPORT

Analyte	Result	Flag	Units	MRL	Dilution Factor	Analysis Date/Time	Method	Batch
<b>Sample ID: NOL1942-04 (MW3 - Ground Water) - cont. Sampled: 12/13/05 14:37</b>								
Purgeable Petroleum Hydrocarbons - cont.								
GRO as Gasoline	1160		ug/L	50.0	1	12/25/05 22:01	SW846 8015B	5124990
<i>Surr: a,a,a-Trifluorotoluene (63-134%)</i>	92 %					12/25/05 22:01	SW846 8015B	5124990
<b>Sample ID: NOL1942-05 (MW4 - Ground Water) Sampled: 12/13/05 14:30</b>								
Volatile Organic Compounds by EPA Method 8021B								
Benzene	144		ug/L	0.50	1	12/25/05 09:35	SW846 8021B	5124577
Ethylbenzene	15.9		ug/L	0.50	1	12/25/05 09:35	SW846 8021B	5124577
Toluene	4.63		ug/L	0.50	1	12/25/05 09:35	SW846 8021B	5124577
Xylenes, total	8.64		ug/L	0.50	1	12/25/05 09:35	SW846 8021B	5124577
<i>Surr: a,a,a-Trifluorotoluene (63-134%)</i>	95 %					12/25/05 09:35	SW846 8021B	5124577
Volatile Organic Compounds by EPA Method 8260B								
Tert-Amyl Methyl Ether	ND		ug/L	0.500	1	12/27/05 18:40	SW846 8260B	5125078
1,2-Dibromoethane (EDB)	ND		ug/L	0.500	1	12/27/05 18:40	SW846 8260B	5125078
1,2-Dichloroethane	3.49		ug/L	0.500	1	12/27/05 18:40	SW846 8260B	5125078
Ethanol	ND		ug/L	50.0	1	12/27/05 18:40	SW846 8260B	5125078
Ethyl tert-Butyl Ether	ND		ug/L	0.500	1	12/27/05 18:40	SW846 8260B	5125078
Diisopropyl Ether	ND		ug/L	0.500	1	12/27/05 18:40	SW846 8260B	5125078
Methyl tert-Butyl Ether	836	H2	ug/L	5.00	10	12/29/05 01:28	SW846 8260B	5125265
Tertiary Butyl Alcohol	3750	E3	ug/L	10.0	1	12/27/05 18:40	SW846 8260B	5125078
<i>Surr: 1,2-Dichloroethane-d4 (70-130%)</i>	96 %					12/27/05 18:40	SW846 8260B	5125078
<i>Surr: 1,2-Dichloroethane-d4 (70-130%)</i>	94 %					12/29/05 01:28	SW846 8260B	5125265
<i>Surr: Dibromofluoromethane (79-122%)</i>	95 %					12/27/05 18:40	SW846 8260B	5125078
<i>Surr: Dibromofluoromethane (79-122%)</i>	96 %					12/29/05 01:28	SW846 8260B	5125265
<i>Surr: Toluene-d8 (78-121%)</i>	97 %					12/27/05 18:40	SW846 8260B	5125078
<i>Surr: Toluene-d8 (78-121%)</i>	96 %					12/29/05 01:28	SW846 8260B	5125265
<i>Surr: 4-Bromofluorobenzene (78-126%)</i>	98 %					12/27/05 18:40	SW846 8260B	5125078
<i>Surr: 4-Bromofluorobenzene (78-126%)</i>	95 %					12/29/05 01:28	SW846 8260B	5125265
Extractable Petroleum Hydrocarbons								
Diesel	728	Q3, QSG	ug/L	50.0	1	12/20/05 18:46	SW846 8015B	5123216
<i>Surr: o-Terphenyl (55-150%)</i>	85 %					12/20/05 18:46	SW846 8015B	5123216
Purgeable Petroleum Hydrocarbons								
GRO as Gasoline	1970		ug/L	50.0	1	12/25/05 09:35	SW846 8015B	5124577
<i>Surr: a,a,a-Trifluorotoluene (63-134%)</i>	95 %					12/25/05 09:35	SW846 8015B	5124577
<b>Sample ID: NOL1942-06RE1 (MW5 - Ground Water) Sampled: 12/13/05 14:10</b>								
Volatile Organic Compounds by EPA Method 8021B								
Benzene	698		ug/L	5.00	10	12/25/05 21:03	SW846 8021B	5124990
Ethylbenzene	9.59		ug/L	0.50	1	12/25/05 09:50	SW846 8021B	5124577
Toluene	8.07		ug/L	0.50	1	12/25/05 09:50	SW846 8021B	5124577
Xylenes, total	8.15		ug/L	0.50	1	12/25/05 09:50	SW846 8021B	5124577
<i>Surr: a,a,a-Trifluorotoluene (63-134%)</i>	100 %					12/25/05 09:50	SW846 8021B	5124577
<i>Surr: a,a,a-Trifluorotoluene (63-134%)</i>	95 %					12/25/05 21:03	SW846 8021B	5124990
Volatile Organic Compounds by EPA Method 8260B								



Client ERI Petaluma (10228)  
601 North McDowell Blvd.  
Petaluma, CA 94954  
Attn Paula Sime

Work Order: NOL1942  
Project Name: Exxon 7-0104 PO:4505890963  
Project Number: 250613X  
Received: 12/15/05 08:15

## ANALYTICAL REPORT

Analyte	Result	Flag	Units	MRL	Dilution Factor	Analysis Date/Time	Method	Batch
<b>Sample ID: NOL1942-06 (MW5 - Ground Water) - cont. Sampled: 12/13/05 14:10</b>								
Volatile Organic Compounds by EPA Method 8260B - cont.								
Tert-Amyl Methyl Ether	ND		ug/L	0.500	1	12/27/05 19:10	SW846 8260B	5125078
1,2-Dibromoethane (EDB)	ND		ug/L	0.500	1	12/27/05 19:10	SW846 8260B	5125078
1,2-Dichloroethane	16.5		ug/L	0.500	1	12/27/05 19:10	SW846 8260B	5125078
Ethanol	ND		ug/L	50.0	1	12/27/05 19:10	SW846 8260B	5125078
Ethyl tert-Butyl Ether	ND		ug/L	0.500	1	12/27/05 19:10	SW846 8260B	5125078
Diisopropyl Ether	1.01		ug/L	0.500	1	12/27/05 19:10	SW846 8260B	5125078
Methyl tert-Butyl Ether	18.7		ug/L	0.500	1	12/27/05 19:10	SW846 8260B	5125078
Tertiary Butyl Alcohol	878		ug/L	10.0	1	12/27/05 19:10	SW846 8260B	5125078
<i>Surr: 1,2-Dichloroethane-d4 (70-130%)</i>	94 %					12/27/05 19:10	SW846 8260B	5125078
<i>Surr: Dibromofluoromethane (79-122%)</i>	96 %					12/27/05 19:10	SW846 8260B	5125078
<i>Surr: Toluene-d8 (78-121%)</i>	98 %					12/27/05 19:10	SW846 8260B	5125078
<i>Surr: 4-Bromofluorobenzene (78-126%)</i>	101 %					12/27/05 19:10	SW846 8260B	5125078
Extractable Petroleum Hydrocarbons								
Diesel	1090	Q3, QSG	ug/L	50.0	1	12/20/05 19:05	SW846 8015B	5123216
<i>Surr: o-Terphenyl (55-150%)</i>	82 %					12/20/05 19:05	SW846 8015B	5123216
Purgeable Petroleum Hydrocarbons								
GRO as Gasoline	2210		ug/L	50.0	1	12/25/05 09:50	SW846 8015B	5124577
<i>Surr: a,a,a-Trifluorotoluene (63-134%)</i>	100 %					12/25/05 09:50	SW846 8015B	5124577
<b>Sample ID: NOL1942-07 (MW6 - Ground Water) Sampled: 12/13/05 14:25</b>								
Volatile Organic Compounds by EPA Method 8021B								
Benzene	12.6		ug/L	0.50	1	12/25/05 21:17	SW846 8021B	5124990
Ethylbenzene	3.31		ug/L	0.50	1	12/25/05 21:17	SW846 8021B	5124990
Toluene	2.64		ug/L	0.50	1	12/25/05 21:17	SW846 8021B	5124990
Xylenes, total	4.58		ug/L	0.50	1	12/25/05 21:17	SW846 8021B	5124990
<i>Surr: a,a,a-Trifluorotoluene (63-134%)</i>	95 %					12/25/05 21:17	SW846 8021B	5124990
Volatile Organic Compounds by EPA Method 8260B								
Tert-Amyl Methyl Ether	ND		ug/L	0.500	1	12/27/05 19:40	SW846 8260B	5125078
1,2-Dibromoethane (EDB)	ND		ug/L	0.500	1	12/27/05 19:40	SW846 8260B	5125078
1,2-Dichloroethane	ND		ug/L	0.500	1	12/27/05 19:40	SW846 8260B	5125078
Ethanol	ND		ug/L	50.0	1	12/27/05 19:40	SW846 8260B	5125078
Ethyl tert-Butyl Ether	ND		ug/L	0.500	1	12/27/05 19:40	SW846 8260B	5125078
Diisopropyl Ether	ND		ug/L	0.500	1	12/27/05 19:40	SW846 8260B	5125078
Methyl tert-Butyl Ether	88.1		ug/L	0.500	1	12/27/05 19:40	SW846 8260B	5125078
Tertiary Butyl Alcohol	5640	E3	ug/L	10.0	1	12/27/05 19:40	SW846 8260B	5125078
<i>Surr: 1,2-Dichloroethane-d4 (70-130%)</i>	96 %					12/27/05 19:40	SW846 8260B	5125078
<i>Surr: Dibromofluoromethane (79-122%)</i>	98 %					12/27/05 19:40	SW846 8260B	5125078
<i>Surr: Toluene-d8 (78-121%)</i>	97 %					12/27/05 19:40	SW846 8260B	5125078
<i>Surr: 4-Bromofluorobenzene (78-126%)</i>	99 %					12/27/05 19:40	SW846 8260B	5125078
Extractable Petroleum Hydrocarbons								
Diesel	212	Q3, QSG	ug/L	50.0	1	12/20/05 19:23	SW846 8015B	5123216
<i>Surr: o-Terphenyl (55-150%)</i>	74 %					12/20/05 19:23	SW846 8015B	5123216

Client ERI Petaluma (10228)  
601 North McDowell Blvd.  
Petaluma, CA 94954  
Attn Paula Sime

Work Order: NOL1942  
Project Name: Exxon 7-0104 PO:4505890963  
Project Number: 250613X  
Received: 12/15/05 08:15

## ANALYTICAL REPORT

Analyte	Result	Flag	Units	MRL	Dilution Factor	Analysis Date/Time	Method	Batch
<b>Sample ID: NOL1942-07 (MW6 - Ground Water) - cont. Sampled: 12/13/05 14:25</b>								
Purgeable Petroleum Hydrocarbons								
GRO as Gasoline	397		ug/L	50.0	1	12/25/05 21:17	SW846 8015B	5124990
<i>Surr: a,a,a-Trifluorotoluene (63-134%)</i>	95 %					12/25/05 21:17	SW846 8015B	5124990
<b>Sample ID: NOL1942-08 (MW7 - Ground Water) Sampled: 12/13/05 14:45</b>								
Volatile Organic Compounds by EPA Method 8021B								
Benzene	ND		ug/L	0.50	1	12/25/05 10:19	SW846 8021B	5124577
Ethylbenzene	ND		ug/L	0.50	1	12/25/05 10:19	SW846 8021B	5124577
Toluene	ND		ug/L	0.50	1	12/25/05 10:19	SW846 8021B	5124577
Xylenes, total	ND		ug/L	0.50	1	12/25/05 10:19	SW846 8021B	5124577
<i>Surr: a,a,a-Trifluorotoluene (63-134%)</i>	94 %					12/25/05 10:19	SW846 8021B	5124577
Volatile Organic Compounds by EPA Method 8260B								
Tert-Amyl Methyl Ether	ND		ug/L	0.500	1	12/27/05 20:10	SW846 8260B	5125078
1,2-Dibromoethane (EDB)	ND		ug/L	0.500	1	12/27/05 20:10	SW846 8260B	5125078
1,2-Dichloroethane	ND		ug/L	0.500	1	12/27/05 20:10	SW846 8260B	5125078
Ethanol	ND		ug/L	50.0	1	12/27/05 20:10	SW846 8260B	5125078
Ethyl tert-Butyl Ether	ND		ug/L	0.500	1	12/27/05 20:10	SW846 8260B	5125078
Diisopropyl Ether	ND		ug/L	0.500	1	12/27/05 20:10	SW846 8260B	5125078
Methyl tert-Butyl Ether	5.93		ug/L	0.500	1	12/27/05 20:10	SW846 8260B	5125078
Tertiary Butyl Alcohol	683		ug/L	10.0	1	12/27/05 20:10	SW846 8260B	5125078
<i>Surr: 1,2-Dichloroethane-d4 (70-130%)</i>	96 %					12/27/05 20:10	SW846 8260B	5125078
<i>Surr: Dibromofluoromethane (79-122%)</i>	98 %					12/27/05 20:10	SW846 8260B	5125078
<i>Surr: Toluene-d8 (78-121%)</i>	96 %					12/27/05 20:10	SW846 8260B	5125078
<i>Surr: 4-Bromofluorobenzene (78-126%)</i>	97 %					12/27/05 20:10	SW846 8260B	5125078
Extractable Petroleum Hydrocarbons								
Diesel	249	Q3, QSG	ug/L	50.0	1	12/20/05 19:42	SW846 8015B	5123216
<i>Surr: o-Terphenyl (55-150%)</i>	74 %					12/20/05 19:42	SW846 8015B	5123216
Purgeable Petroleum Hydrocarbons								
GRO as Gasoline	ND		ug/L	50.0	1	12/25/05 10:19	SW846 8015B	5124577
<i>Surr: a,a,a-Trifluorotoluene (63-134%)</i>	94 %					12/25/05 10:19	SW846 8015B	5124577

Client ERI Petaluma (10228)  
601 North McDowell Blvd.  
Petaluma, CA 94954  
Attn Paula Sime

Work Order: NOL1942  
Project Name: Exxon 7-0104 PO:4505890963  
Project Number: 250613X  
Received: 12/15/05 08:15

## ANALYTICAL REPORT

Analyte	Result	Flag	Units	MRL	Dilution Factor	Analysis Date/Time	Method	Batch
<b>Sample ID: NOL1942-09 (MW8 - Ground Water) Sampled: 12/13/05 12:00</b>								
Volatile Organic Compounds by EPA Method 8021B								
Benzene	ND		ug/L	0.50	1	12/25/05 10:33	SW846 8021B	5124577
Ethylbenzene	ND		ug/L	0.50	1	12/25/05 10:33	SW846 8021B	5124577
Toluene	ND		ug/L	0.50	1	12/25/05 10:33	SW846 8021B	5124577
Xylenes, total	ND		ug/L	0.50	1	12/25/05 10:33	SW846 8021B	5124577
<i>Surr: a,a,a-Trifluorotoluene (63-134%)</i>	99 %					12/25/05 10:33	SW846 8021B	5124577
Volatile Organic Compounds by EPA Method 8260B								
Tert-Amyl Methyl Ether	ND		ug/L	0.500	1	12/27/05 20:40	SW846 8260B	5125078
1,2-Dibromoethane (EDB)	ND		ug/L	0.500	1	12/27/05 20:40	SW846 8260B	5125078
1,2-Dichloroethane	ND		ug/L	0.500	1	12/27/05 20:40	SW846 8260B	5125078
Ethanol	ND		ug/L	50.0	1	12/27/05 20:40	SW846 8260B	5125078
Ethyl tert-Butyl Ether	ND		ug/L	0.500	1	12/27/05 20:40	SW846 8260B	5125078
Diisopropyl Ether	ND		ug/L	0.500	1	12/27/05 20:40	SW846 8260B	5125078
Methyl tert-Butyl Ether	ND		ug/L	0.500	1	12/27/05 20:40	SW846 8260B	5125078
Tertiary Butyl Alcohol	ND		ug/L	10.0	1	12/27/05 20:40	SW846 8260B	5125078
<i>Surr: 1,2-Dichloroethane-d4 (70-130%)</i>	93 %					12/27/05 20:40	SW846 8260B	5125078
<i>Surr: Dibromofluoromethane (79-122%)</i>	96 %					12/27/05 20:40	SW846 8260B	5125078
<i>Surr: Toluene-d8 (78-121%)</i>	97 %					12/27/05 20:40	SW846 8260B	5125078
<i>Surr: 4-Bromofluorobenzene (78-126%)</i>	96 %					12/27/05 20:40	SW846 8260B	5125078
Extractable Petroleum Hydrocarbons								
Diesel	ND	QSG	ug/L	50.0	1	12/20/05 20:02	SW846 8015B	5123216
<i>Surr: o-Terphenyl (55-150%)</i>	72 %					12/20/05 20:02	SW846 8015B	5123216
Purgeable Petroleum Hydrocarbons								
GRO as Gasoline	ND		ug/L	50.0	1	12/25/05 10:33	SW846 8015B	5124577
<i>Surr: a,a,a-Trifluorotoluene (63-134%)</i>	99 %					12/25/05 10:33	SW846 8015B	5124577
<b>Sample ID: NOL1942-10 (MW9 - Ground Water) Sampled: 12/13/05 11:15</b>								
Volatile Organic Compounds by EPA Method 8021B								
Benzene	ND		ug/L	0.50	1	12/25/05 10:48	SW846 8021B	5124577
Ethylbenzene	ND		ug/L	0.50	1	12/25/05 10:48	SW846 8021B	5124577
Toluene	ND		ug/L	0.50	1	12/25/05 10:48	SW846 8021B	5124577
Xylenes, total	ND		ug/L	0.50	1	12/25/05 10:48	SW846 8021B	5124577
<i>Surr: a,a,a-Trifluorotoluene (63-134%)</i>	96 %					12/25/05 10:48	SW846 8021B	5124577
Volatile Organic Compounds by EPA Method 8260B								
Tert-Amyl Methyl Ether	ND		ug/L	0.500	1	12/27/05 21:10	SW846 8260B	5125078
1,2-Dibromoethane (EDB)	ND		ug/L	0.500	1	12/27/05 21:10	SW846 8260B	5125078
1,2-Dichloroethane	ND		ug/L	0.500	1	12/27/05 21:10	SW846 8260B	5125078
Ethanol	ND		ug/L	50.0	1	12/27/05 21:10	SW846 8260B	5125078
Ethyl tert-Butyl Ether	ND		ug/L	0.500	1	12/27/05 21:10	SW846 8260B	5125078
Diisopropyl Ether	ND		ug/L	0.500	1	12/27/05 21:10	SW846 8260B	5125078
Methyl tert-Butyl Ether	ND		ug/L	0.500	1	12/27/05 21:10	SW846 8260B	5125078
Tertiary Butyl Alcohol	ND		ug/L	10.0	1	12/27/05 21:10	SW846 8260B	5125078
<i>Surr: 1,2-Dichloroethane-d4 (70-130%)</i>	96 %					12/27/05 21:10	SW846 8260B	5125078

Client ERI Petaluma (10228)  
601 North McDowell Blvd.  
Petaluma, CA 94954  
Attn Paula Sime

Work Order: NOL1942  
Project Name: Exxon 7-0104 PO:4505890963  
Project Number: 250613X  
Received: 12/15/05 08:15

## ANALYTICAL REPORT

Analyte	Result	Flag	Units	MRL	Dilution Factor	Analysis Date/Time	Method	Batch
<b>Sample ID: NOL1942-10 (MW9 - Ground Water) - cont. Sampled: 12/13/05 11:15</b>								
Volatile Organic Compounds by EPA Method 8260B - cont.								
Surr: Dibromofluoromethane (79-122%)	95 %					12/27/05 21:10	SW846 8260B	5125078
Surr: Toluene-d8 (78-121%)	96 %					12/27/05 21:10	SW846 8260B	5125078
Surr: 4-Bromofluorobenzene (78-126%)	96 %					12/27/05 21:10	SW846 8260B	5125078
Extractable Petroleum Hydrocarbons								
Diesel	ND	QSG	ug/L	50.0	1	12/20/05 20:21	SW846 8015B	5123216
Surr: o-Terphenyl (55-150%)	77 %					12/20/05 20:21	SW846 8015B	5123216
Purgeable Petroleum Hydrocarbons								
GRO as Gasoline	ND		ug/L	50.0	1	12/25/05 10:48	SW846 8015B	5124577
Surr: a,a,a-Trifluorotoluene (63-134%)	96 %					12/25/05 10:48	SW846 8015B	5124577
<b>Sample ID: NOL1942-11 (MW11 - Ground Water) Sampled: 12/13/05 14:04</b>								
Volatile Organic Compounds by EPA Method 8021B								
Benzene	942		ug/L	25.0	50	12/25/05 21:32	SW846 8021B	5124990
Ethylbenzene	1320		ug/L	25.0	50	12/25/05 21:32	SW846 8021B	5124990
Toluene	527		ug/L	25.0	50	12/25/05 21:32	SW846 8021B	5124990
Xylenes, total	6070		ug/L	25.0	50	12/25/05 21:32	SW846 8021B	5124990
Surr: a,a,a-Trifluorotoluene (63-134%)	95 %					12/25/05 21:32	SW846 8021B	5124990
Volatile Organic Compounds by EPA Method 8260B								
Tert-Amyl Methyl Ether	ND		ug/L	0.500	1	12/27/05 21:40	SW846 8260B	5125078
1,2-Dibromoethane (EDB)	ND		ug/L	0.500	1	12/27/05 21:40	SW846 8260B	5125078
1,2-Dichloroethane	ND		ug/L	0.500	1	12/27/05 21:40	SW846 8260B	5125078
Ethanol	ND		ug/L	50.0	1	12/27/05 21:40	SW846 8260B	5125078
Ethyl tert-Butyl Ether	ND		ug/L	0.500	1	12/27/05 21:40	SW846 8260B	5125078
Diisopropyl Ether	ND		ug/L	0.500	1	12/27/05 21:40	SW846 8260B	5125078
Methyl tert-Butyl Ether	97.0		ug/L	0.500	1	12/27/05 21:40	SW846 8260B	5125078
Tertiary Butyl Alcohol	70.8		ug/L	10.0	1	12/27/05 21:40	SW846 8260B	5125078
Surr: 1,2-Dichloroethane-d4 (70-130%)	96 %					12/27/05 21:40	SW846 8260B	5125078
Surr: Dibromofluoromethane (79-122%)	93 %					12/27/05 21:40	SW846 8260B	5125078
Surr: Toluene-d8 (78-121%)	97 %					12/27/05 21:40	SW846 8260B	5125078
Surr: 4-Bromofluorobenzene (78-126%)	103 %					12/27/05 21:40	SW846 8260B	5125078
Extractable Petroleum Hydrocarbons								
Diesel	2670	Q3, QSG	ug/L	100	2	12/21/05 10:29	SW846 8015B	5123216
Surr: o-Terphenyl (55-150%)	31 %	CF6, ZX				12/21/05 10:29	SW846 8015B	5123216
Purgeable Petroleum Hydrocarbons								
GRO as Gasoline	28700		ug/L	2500	50	12/25/05 21:32	SW846 8015B	5124990
Surr: a,a,a-Trifluorotoluene (63-134%)	95 %					12/25/05 21:32	SW846 8015B	5124990

Client ERI Petaluma (10228)  
 601 North McDowell Blvd.  
 Petaluma, CA 94954  
 Attn Paula Sime

Work Order: NOL1942  
 Project Name: Exxon 7-0104 PO:4505890963  
 Project Number: 250613X  
 Received: 12/15/05 08:15

### SAMPLE EXTRACTION DATA

Parameter	Batch	Lab Number	Wt/Vol Extracted	Extracted Vol	Date	Analyst	Extraction Method
Extractable Petroleum Hydrocarbons							
SW846 8015B	5123216	NOL1942-02	1000.00	1.00	12/16/05 18:00	KLG	EPA 3510C
SW846 8015B	5123216	NOL1942-03	1000.00	1.00	12/16/05 18:00	KLG	EPA 3510C
SW846 8015B	5123216	NOL1942-04	1000.00	1.00	12/16/05 18:00	KLG	EPA 3510C
SW846 8015B	5123216	NOL1942-05	1000.00	1.00	12/16/05 18:00	KLG	EPA 3510C
SW846 8015B	5123216	NOL1942-06	1000.00	1.00	12/16/05 18:00	KLG	EPA 3510C
SW846 8015B	5123216	NOL1942-07	1000.00	1.00	12/16/05 18:00	KLG	EPA 3510C
SW846 8015B	5123216	NOL1942-08	1000.00	1.00	12/16/05 18:00	KLG	EPA 3510C
SW846 8015B	5123216	NOL1942-09	1000.00	1.00	12/16/05 18:00	KLG	EPA 3510C
SW846 8015B	5123216	NOL1942-10	1000.00	1.00	12/16/05 18:00	KLG	EPA 3510C
SW846 8015B	5123216	NOL1942-11	1000.00	1.00	12/16/05 18:00	KLG	EPA 3510C
SW846 8015B	5123216	NOL1942-11RE1	1000.00	1.00	12/16/05 18:00	KLG	EPA 3510C
SW846 8015B	5124016	NOL1942-11RE2	1000.00	1.00	12/21/05 14:00	PJB	EPA 3510C
SW846 8015B	5123216	NOL1942-11RE3	1000.00	1.00	12/16/05 18:00	KLG	EPA 3510C

Client ERI Petaluma (10228)  
601 North McDowell Blvd.  
Petaluma, CA 94954  
Attn Paula Sime

Work Order: NOL1942  
Project Name: Exxon 7-0104 PO:4505890963  
Project Number: 250613X  
Received: 12/15/05 08:15

**PROJECT QUALITY CONTROL DATA**  
**Blank**

Analyte	Blank Value	Q	Units	Q.C. Batch	Lab Number	Analyzed Date/Time
<b>Volatil Organic Compounds by EPA Method 8021B</b>						
<b>5124577-BLK1</b>						
Benzene	<0.42		ug/L	5124577	5124577-BLK1	12/24/05 22:52
Ethylbenzene	<0.36		ug/L	5124577	5124577-BLK1	12/24/05 22:52
Toluene	<0.36		ug/L	5124577	5124577-BLK1	12/24/05 22:52
Xylenes, total	<0.36		ug/L	5124577	5124577-BLK1	12/24/05 22:52
Surrogate: a,a,a-Trifluorotoluene	97%			5124577	5124577-BLK1	12/24/05 22:52
<b>5124990-BLK1</b>						
Benzene	<0.42		ug/L	5124990	5124990-BLK1	12/25/05 17:10
Ethylbenzene	<0.36		ug/L	5124990	5124990-BLK1	12/25/05 17:10
Toluene	<0.36		ug/L	5124990	5124990-BLK1	12/25/05 17:10
Xylenes, total	<0.36		ug/L	5124990	5124990-BLK1	12/25/05 17:10
Surrogate: a,a,a-Trifluorotoluene	95%			5124990	5124990-BLK1	12/25/05 17:10
<b>Volatil Organic Compounds by EPA Method 8260B</b>						
<b>5125078-BLK1</b>						
Tert-Amyl Methyl Ether	<0.200		ug/L	5125078	5125078-BLK1	12/27/05 12:08
1,2-Dibromoethane (EDB)	<0.250		ug/L	5125078	5125078-BLK1	12/27/05 12:08
1,2-Dichloroethane	<0.390		ug/L	5125078	5125078-BLK1	12/27/05 12:08
Ethanol	<39.2		ug/L	5125078	5125078-BLK1	12/27/05 12:08
Ethyl tert-Butyl Ether	<0.200		ug/L	5125078	5125078-BLK1	12/27/05 12:08
Diisopropyl Ether	<0.200		ug/L	5125078	5125078-BLK1	12/27/05 12:08
Methyl tert-Butyl Ether	<0.200		ug/L	5125078	5125078-BLK1	12/27/05 12:08
Tertiary Butyl Alcohol	<5.06		ug/L	5125078	5125078-BLK1	12/27/05 12:08
Surrogate: 1,2-Dichloroethane-d4	92%			5125078	5125078-BLK1	12/27/05 12:08
Surrogate: Dibromofluoromethane	96%			5125078	5125078-BLK1	12/27/05 12:08
Surrogate: Toluene-d8	97%			5125078	5125078-BLK1	12/27/05 12:08
Surrogate: 4-Bromofluorobenzene	99%			5125078	5125078-BLK1	12/27/05 12:08
<b>5125265-BLK1</b>						
Tert-Amyl Methyl Ether	<0.200		ug/L	5125265	5125265-BLK1	12/28/05 23:58
1,2-Dibromoethane (EDB)	<0.250		ug/L	5125265	5125265-BLK1	12/28/05 23:58
1,2-Dichloroethane	<0.390		ug/L	5125265	5125265-BLK1	12/28/05 23:58
Ethanol	<39.2		ug/L	5125265	5125265-BLK1	12/28/05 23:58
Ethyl tert-Butyl Ether	<0.200		ug/L	5125265	5125265-BLK1	12/28/05 23:58
Diisopropyl Ether	<0.200		ug/L	5125265	5125265-BLK1	12/28/05 23:58
Methyl tert-Butyl Ether	<0.200		ug/L	5125265	5125265-BLK1	12/28/05 23:58
Tertiary Butyl Alcohol	<5.06		ug/L	5125265	5125265-BLK1	12/28/05 23:58
Surrogate: 1,2-Dichloroethane-d4	95%			5125265	5125265-BLK1	12/28/05 23:58
Surrogate: Dibromofluoromethane	97%			5125265	5125265-BLK1	12/28/05 23:58
Surrogate: Toluene-d8	95%			5125265	5125265-BLK1	12/28/05 23:58
Surrogate: 4-Bromofluorobenzene	97%			5125265	5125265-BLK1	12/28/05 23:58

Client ERI Petaluma (10228)  
 601 North McDowell Blvd.  
 Petaluma, CA 94954  
 Attn Paula Sime

Work Order: NOL1942  
 Project Name: Exxon 7-0104 PO:4505890963  
 Project Number: 250613X  
 Received: 12/15/05 08:15

**PROJECT QUALITY CONTROL DATA**  
**Blank - Cont.**

Analyte	Blank Value	Q	Units	Q.C. Batch	Lab Number	Analyzed Date/Time
<b>Extractable Petroleum Hydrocarbons</b>						
<b>5123216-BLK1</b>						
Diesel	<33.0		ug/L	5123216	5123216-BLK1	12/20/05 17:10
Surrogate: <i>o</i> -Terphenyl	82%			5123216	5123216-BLK1	12/20/05 17:10
<b>Purgeable Petroleum Hydrocarbons</b>						
<b>5124577-BLK1</b>						
GRO as Gasoline	<33.0		ug/L	5124577	5124577-BLK1	12/24/05 22:52
Surrogate: <i>a,a,a</i> -Trifluorotoluene	97%			5124577	5124577-BLK1	12/24/05 22:52
<b>5124990-BLK1</b>						
GRO as Gasoline	<33.0		ug/L	5124990	5124990-BLK1	12/25/05 17:10
Surrogate: <i>a,a,a</i> -Trifluorotoluene	95%			5124990	5124990-BLK1	12/25/05 17:10

Client ERI Petaluma (10228)  
601 North McDowell Blvd.  
Petaluma, CA 94954  
Attn Paula Sime

Work Order: NOL1942  
Project Name: Exxon 7-0104 PO:4505890963  
Project Number: 250613X  
Received: 12/15/05 08:15

PROJECT QUALITY CONTROL DATA  
LCS

Analyte	Known Val.	Analyzed Val	Q	Units	% Rec.	Target Range	Batch	Analyzed Date/Time
<b>Volatile Organic Compounds by EPA Method 8021B</b>								
<b>5124577-BS1</b>								
Benzene	100	97.2		ug/L	97%	77 - 122	5124577	12/25/05 12:16
Ethylbenzene	100	99.1		ug/L	99%	77 - 121	5124577	12/25/05 12:16
Toluene	100	96.4		ug/L	96%	74 - 121	5124577	12/25/05 12:16
Xylenes, total	200	199		ug/L	100%	72 - 121	5124577	12/25/05 12:16
Surrogate: <i>a,a,a-Trifluorotoluene</i>	30.0	29.7			99%	63 - 134	5124577	12/25/05 12:16
<b>5124990-BS1</b>								
Benzene	100	99.9		ug/L	100%	77 - 122	5124990	12/26/05 05:17
Ethylbenzene	100	102		ug/L	102%	77 - 121	5124990	12/26/05 05:17
Toluene	100	99.2		ug/L	99%	74 - 121	5124990	12/26/05 05:17
Xylenes, total	200	208		ug/L	104%	72 - 121	5124990	12/26/05 05:17
Surrogate: <i>a,a,a-Trifluorotoluene</i>	30.0	29.3			98%	63 - 134	5124990	12/26/05 05:17
<b>Volatile Organic Compounds by EPA Method 8260B</b>								
<b>5125078-BS1</b>								
Tert-Amyl Methyl Ether	50.0	53.9		ug/L	108%	56 - 145	5125078	12/27/05 11:08
1,2-Dibromoethane (EDB)	50.0	54.2		ug/L	108%	75 - 128	5125078	12/27/05 11:08
1,2-Dichloroethane	50.0	57.1		ug/L	114%	74 - 131	5125078	12/27/05 11:08
Ethanol	5000	6480		ug/L	130%	55 - 152	5125078	12/27/05 11:08
Ethyl tert-Butyl Ether	50.0	50.3		ug/L	101%	64 - 141	5125078	12/27/05 11:08
Diisopropyl Ether	50.0	58.9		ug/L	118%	73 - 135	5125078	12/27/05 11:08
Methyl tert-Butyl Ether	50.0	53.4		ug/L	107%	66 - 142	5125078	12/27/05 11:08
Tertiary Butyl Alcohol	500	588		ug/L	118%	42 - 154	5125078	12/27/05 11:08
Surrogate: <i>1,2-Dichloroethane-d4</i>	50.0	46.5			93%	70 - 130	5125078	12/27/05 11:08
Surrogate: <i>Dibromofluoromethane</i>	50.0	46.6			93%	79 - 122	5125078	12/27/05 11:08
Surrogate: <i>Toluene-d8</i>	50.0	49.2			98%	78 - 121	5125078	12/27/05 11:08
Surrogate: <i>4-Bromofluorobenzene</i>	50.0	51.2			102%	78 - 126	5125078	12/27/05 11:08
<b>5125265-BS1</b>								
Tert-Amyl Methyl Ether	50.0	45.7		ug/L	91%	56 - 145	5125265	12/28/05 22:57
1,2-Dibromoethane (EDB)	50.0	49.4		ug/L	99%	75 - 128	5125265	12/28/05 22:57
1,2-Dichloroethane	50.0	52.0		ug/L	104%	74 - 131	5125265	12/28/05 22:57
Ethanol	5000	6180		ug/L	124%	55 - 152	5125265	12/28/05 22:57
Ethyl tert-Butyl Ether	50.0	43.5		ug/L	87%	64 - 141	5125265	12/28/05 22:57
Diisopropyl Ether	50.0	55.7		ug/L	111%	73 - 135	5125265	12/28/05 22:57
Methyl tert-Butyl Ether	50.0	47.7		ug/L	95%	66 - 142	5125265	12/28/05 22:57
Tertiary Butyl Alcohol	500	485		ug/L	97%	42 - 154	5125265	12/28/05 22:57
Surrogate: <i>1,2-Dichloroethane-d4</i>	50.0	46.6			93%	70 - 130	5125265	12/28/05 22:57
Surrogate: <i>Dibromofluoromethane</i>	50.0	47.7			95%	79 - 122	5125265	12/28/05 22:57
Surrogate: <i>Toluene-d8</i>	50.0	47.7			95%	78 - 121	5125265	12/28/05 22:57
Surrogate: <i>4-Bromofluorobenzene</i>	50.0	49.8			100%	78 - 126	5125265	12/28/05 22:57



Client ERI Petaluma (10228)  
 601 North McDowell Blvd.  
 Petaluma, CA 94954  
 Attn Paula Sime

Work Order: NOL1942  
 Project Name: Exxon 7-0104 PO:4505890963  
 Project Number: 250613X  
 Received: 12/15/05 08:15

**PROJECT QUALITY CONTROL DATA**  
**LCS - Cont.**

Analyte	Known Val.	Analyzed Val	Q	Units	% Rec.	Target Range	Batch	Analyzed Date/Time
<b>Extractable Petroleum Hydrocarbons</b>								
<b>5123216-BS1</b>								
Diesel	1000	948	MNR1	ug/L	95%	49 - 118	5123216	12/20/05 17:29
<i>Surrogate: o-Terphenyl</i>	20.0	17.3			86%	55 - 150	5123216	12/20/05 17:29
<b>Purgeable Petroleum Hydrocarbons</b>								
<b>5124577-BS2</b>								
GRO as Gasoline	1000	833		ug/L	83%	68 - 128	5124577	12/25/05 12:45
<i>Surrogate: a,a,a-Trifluorotoluene</i>	30.0	29.7			99%	63 - 134	5124577	12/25/05 12:45
<b>5124990-BS2</b>								
GRO as Gasoline	1000	1120		ug/L	112%	68 - 128	5124990	12/26/05 05:46
<i>Surrogate: a,a,a-Trifluorotoluene</i>	30.0	29.3			98%	63 - 134	5124990	12/26/05 05:46

Client ERI Petaluma (10228)  
601 North McDowell Blvd.  
Petaluma, CA 94954  
Attn Paula Sime

Work Order: NOL1942  
Project Name: Exxon 7-0104 PO:4505890963  
Project Number: 250613X  
Received: 12/15/05 08:15

**PROJECT QUALITY CONTROL DATA**  
**Matrix Spike**

Analyte	Orig. Val.	MS Val	Q	Units	Spike Conc	% Rec.	Target Range	Batch	Sample Spiked	Analyzed Date/Time
<b>Volatile Organic Compounds by EPA Method 8021B</b>										
<b>5124577-MS1</b>										
Benzene	ND	56.4		ug/L	50.0	113%	50 - 159	5124577	NOL1941-14	12/25/05 11:17
Ethylbenzene	0.0300	57.6		ug/L	50.0	115%	50 - 155	5124577	NOL1941-14	12/25/05 11:17
Toluene	0.191	55.2		ug/L	50.0	110%	57 - 150	5124577	NOL1941-14	12/25/05 11:17
Xylenes, total	0.215	115		ug/L	100	115%	48 - 151	5124577	NOL1941-14	12/25/05 11:17
Surrogate: <i>a,a,a</i> -Trifluorotoluene		29.5		ug/L	30.0	98%	63 - 134	5124577	NOL1941-14	12/25/05 11:17
<b>Volatile Organic Compounds by EPA Method 8260B</b>										
<b>5125078-MS1</b>										
Tert-Amyl Methyl Ether	ND	24.8		ug/L	50.0	50%	45 - 155	5125078	NOL1942-11	12/27/05 22:10
1,2-Dibromoethane (EDB)	ND	25.7	M8	ug/L	50.0	51%	71 - 138	5125078	NOL1942-11	12/27/05 22:10
1,2-Dichloroethane	ND	48.7		ug/L	50.0	97%	70 - 140	5125078	NOL1942-11	12/27/05 22:10
Ethanol	ND	764	M8	ug/L	5000	15%	49 - 158	5125078	NOL1942-11	12/27/05 22:10
Ethyl tert-Butyl Ether	ND	22.1	M8	ug/L	50.0	44%	57 - 148	5125078	NOL1942-11	12/27/05 22:10
Diisopropyl Ether	ND	27.4	M8	ug/L	50.0	55%	67 - 143	5125078	NOL1942-11	12/27/05 22:10
Methyl tert-Butyl Ether	97.0	143		ug/L	50.0	92%	55 - 152	5125078	NOL1942-11	12/27/05 22:10
Tertiary Butyl Alcohol	70.8	125	MHA	ug/L	500	11%	19 - 183	5125078	NOL1942-11	12/27/05 22:10
Surrogate: <i>1,2</i> -Dichloroethane- <i>d4</i>		48.4		ug/L	50.0	97%	70 - 130	5125078	NOL1942-11	12/27/05 22:10
Surrogate: Dibromofluoromethane		43.2		ug/L	50.0	86%	79 - 122	5125078	NOL1942-11	12/27/05 22:10
Surrogate: Toluene- <i>d8</i>		48.4		ug/L	50.0	97%	78 - 121	5125078	NOL1942-11	12/27/05 22:10
Surrogate: 4-Bromofluorobenzene		53.2		ug/L	50.0	106%	78 - 126	5125078	NOL1942-11	12/27/05 22:10

Client ERI Petaluma (10228)  
601 North McDowell Blvd.  
Petaluma, CA 94954  
Attn Paula Sime

Work Order: NOL1942  
Project Name: Exxon 7-0104 PO:4505890963  
Project Number: 250613X  
Received: 12/15/05 08:15

**PROJECT QUALITY CONTROL DATA**  
**Matrix Spike Dup**

Analyte	Orig. Val.	Duplicate	Q	Units	Spike Conc	% Rec.	Target Range	RPD	Limit	Batch	Sample Duplicated	Analyzed Date/Time
<b>Volatile Organic Compounds by EPA Method 8021B</b>												
<b>5124577-MSD1</b>												
Benzene	ND	58.7		ug/L	50.0	117%	50 - 159	4	33	5124577	NOL1941-14	12/25/05 11:32
Ethylbenzene	0.0300	60.5		ug/L	50.0	121%	50 - 155	5	35	5124577	NOL1941-14	12/25/05 11:32
Toluene	0.191	58.6		ug/L	50.0	117%	57 - 150	6	33	5124577	NOL1941-14	12/25/05 11:32
Xylenes, total	0.215	124		ug/L	100	124%	48 - 151	8	35	5124577	NOL1941-14	12/25/05 11:32
Surrogate: a,a,a-Trifluorotoluene		29.7		ug/L	30.0	99%	63 - 134			5124577	NOL1941-14	12/25/05 11:32
<b>Volatile Organic Compounds by EPA Method 8260B</b>												
<b>5125078-MSD1</b>												
Tert-Amyl Methyl Ether	ND	24.3		ug/L	50.0	49%	45 - 155	2	24	5125078	NOL1942-11	12/27/05 22:40
1,2-Dibromoethane (EDB)	ND	24.7	M8	ug/L	50.0	49%	71 - 138	4	27	5125078	NOL1942-11	12/27/05 22:40
1,2-Dichloroethane	ND	42.7		ug/L	50.0	85%	70 - 140	13	21	5125078	NOL1942-11	12/27/05 22:40
Ethanol	ND	616	M8	ug/L	5000	12%	49 - 158	21	38	5125078	NOL1942-11	12/27/05 22:40
Ethyl tert-Butyl Ether	ND	21.6	M8	ug/L	50.0	43%	57 - 148	2	22	5125078	NOL1942-11	12/27/05 22:40
Diisopropyl Ether	ND	25.5	M8	ug/L	50.0	51%	67 - 143	7	22	5125078	NOL1942-11	12/27/05 22:40
Methyl tert-Butyl Ether	97.0	131		ug/L	50.0	68%	55 - 152	9	27	5125078	NOL1942-11	12/27/05 22:40
Tertiary Butyl Alcohol	70.8	120	MHA	ug/L	500	10%	19 - 183	4	39	5125078	NOL1942-11	12/27/05 22:40
Surrogate: 1,2-Dichloroethane-d4		46.8		ug/L	50.0	94%	70 - 130			5125078	NOL1942-11	12/27/05 22:40
Surrogate: Dibromofluoromethane		43.9		ug/L	50.0	88%	79 - 122			5125078	NOL1942-11	12/27/05 22:40
Surrogate: Toluene-d8		49.1		ug/L	50.0	98%	78 - 121			5125078	NOL1942-11	12/27/05 22:40
Surrogate: 4-Bromofluorobenzene		52.8		ug/L	50.0	106%	78 - 126			5125078	NOL1942-11	12/27/05 22:40

Client ERI Petaluma (10228)  
 601 North McDowell Blvd.  
 Petaluma, CA 94954  
 Attn Paula Sime

Work Order: NOL1942  
 Project Name: Exxon 7-0104 PO:4505890963  
 Project Number: 250613X  
 Received: 12/15/05 08:15

### CERTIFICATION SUMMARY

#### TestAmerica Analytical - Nashville

Method	Matrix	AIHA	Nelac	California
NA	Water			
SW846 8015B	Water	N/A	X	X
SW846 8021B	Water	N/A	X	X
SW846 8260B	Water	N/A	X	X

Client ERI Petaluma (10228)  
601 North McDowell Blvd.  
Petaluma, CA 94954  
Attn Paula Sime

Work Order: NOL1942  
Project Name: Exxon 7-0104 PO:4505890963  
Project Number: 250613X  
Received: 12/15/05 08:15

## NELAC CERTIFICATION SUMMARY

TestAmerica Analytical - Nashville does not hold NELAC certifications for the following analytes included in this report

**Method**

SW846 8260B

**Matrix**

Water

**Analyte**

Diisopropyl Ether

Client ERI Petaluma (10228)  
601 North McDowell Blvd.  
Petaluma, CA 94954  
Attn Paula Sime

Work Order: NOL1942  
Project Name: Exxon 7-0104 PO:4505890963  
Project Number: 250613X  
Received: 12/15/05 08:15

## DATA QUALIFIERS AND DEFINITIONS

**CF6** Results confirmed by reanalysis.  
**E3** Concentration estimated. Analyte exceeded calibration range. Reanalysis not performed due to holding time requirements.  
**H2** Initial analysis within holding time. Reanalysis for the required dilution or confirmation was past holding time.  
**M8** The MS and/or MSD were below the acceptance limits. See Blank Spike (LCS).  
**MHA** Due to high levels of analyte in the sample, the MS/MSD calculation does not provide useful spike recovery information. See Blank Spike (LCS).  
**MNR1** There was no MS/MSD analyzed with this batch due to insufficient sample volume. See Blank Spike.  
**Q3** The chromatographic pattern was not consistent with diesel fuel.  
**QSG** Silica Gel clean-up performed on extracts.  
**ZX** Due to sample matrix effects, the surrogate recovery was outside the acceptance limits.

## METHOD MODIFICATION NOTES



CHAIN OF CUSTODY RECORD



(615) 726-0177  
Nashville Division  
2960 Foster Creighton  
Nashville, TN 37204



Consultant Name: Environmental Resolutions, Inc.  
Address: 601 N McDowell Blvd  
City/State/Zip: Petaluma, California 94954  
Project Manager: Paula Sime  
Telephone Number: (707) 766-2000  
ERI Job Number: 250813X

Sampler Name: (Print) *Omar A. Motta*  
Sampler Signature: *Omar A. Motta*

ExxonMobil Engineer Jennifer Sedlachek  
Telephone Number (510) 547-8196  
Account #: 10228  
PO #: 4505890963  
Facility ID # 7-0104  
Global ID# T0600100555  
Site Address 1725 Park Street  
City, State Zip Alameda, California

Shipping Method:  Lab Courier  Hand Deliver  Commercial Express  Other: \_\_\_\_\_

TAT <input type="checkbox"/> 24 hour <input type="checkbox"/> 48 hour <input checked="" type="checkbox"/> 8 day	PROVIDE: EDF Report	Special Instructions: Use silica gel clean up for all TPHd analysis. 7 CA Oxys = MTBE, ETBE, TBA, TAME, DIPE, 1,2-DCA, EDB					Matrix			Analyze For:									
		DATE	TIME	COMP	GRAB	PRESERV (VOA/LITER)	NUMBER (VOA/LITER)	Water	Soil	Vapor	TPHd 8015B	TPHg 8015B	BTEX 8021B	7 CA Oxys 8260B	Ethanol 8260B				
	<b>NOL1942</b> 12/28/05 17:00																		
	QCBB	12-13-05	1340			HCL	2	X			H	O	L	D					NOL1942-01
	MW1		1420			HCL/none	6/2	X			X	X	X	X	X				
	MW2		1350			HCL/none	6/2	X			X	X	X	X	X				
	MW3		1437			HCL/none	6/2	X			X	X	X	X	X				
	MW4		1430			HCL/none	6/2	X			X	X	X	X	X				
	MW5		1410			HCL/none	6/2	X			X	X	X	X	X				
	MW6		1425			HCL/none	6/2	X			X	X	X	X	X				
	MW7		1445			HCL/none	6/2	X			X	X	X	X	X				
	MW8		1200			HCL/none	6/2	X			X	X	X	X	X				
	MW9		1115			HCL/none	6/2	X			X	X	X	X	X				
	MW11		1404			HCL/none	6/2	X			X	X	X	X	X				7.5

Relinquished by: *Omar A. Motta* Date 12-13-05 Time 5:30 Received by: *ReSample Bridge* Time \_\_\_\_\_  
Relinquished by: *Omar A. Motta* Date 12-14-05 Time 7:00 Received by TestAmerica: *Lou Farley* Time 8:15

Laboratory Comments:  
Temperature Upon Receipt: 7.5°  
Sample Containers Intact?  
VOAs Free of Headspace?