



Shell Oil Products US

RECEIVED

By dehloptoxic at 8:47 am, Sep 28, 2006

April 11, 2006

Mr. Barney Chan
Alameda County Health Care Services Agency
1131 Harbor Bay Parkway, Suite 250
Alameda, California 94502-6577

Subject: Former Shell Service Station
1230 14th Street
Oakland, California
SAP Code 129403

Dear Mr. Chan:

Attached for your review and comment is a copy of the *Groundwater Monitoring Report – First Quarter 2006 And Notification of Interim Remediation* for the above referenced site. Upon information and belief, I declare, under penalty of perjury, that the information contained in the attached document is true and correct.

As always, please feel free to contact me directly at (707) 865-0251 with any questions or concerns.

Sincerely,

Shell Oil Products US

Denis L. Brown
Project Manager

April 11, 2006

Mr. Barney Chan
Alameda County Health Care Services Agency
1131 Harbor Bay Parkway, Suite 250
Alameda, California 94502-6577

Re: **Groundwater Monitoring Report - First Quarter 2006
And Notification of Interim Remediation**

Former Shell Service Station
1230 14th Street
Oakland, California
SAP Code 129403
Incident No. 97088250



Dear Mr. Chan:

Cambria Environmental Technology, Inc. (Cambria) prepared this report on behalf of Equilon Enterprises LLC dba Shell Oil Products US (Shell) in accordance with the quarterly reporting requirements of 23 CCR 2652d, and to notify Alameda County Environmental Health (ACEH) of Shell's schedule to conduct interim remediation at this site.

HISTORICAL REMEDIATION SUMMARY

Groundwater Extraction (GWE): Cambria began using GWE in MW-5 on June 11, 2002 in an attempt to reduce hydrocarbon concentrations in groundwater in the suspected source area.

Dual-Phase Vacuum Extraction (DVE): Cambria substituted semi-monthly DVE for GWE beginning on September 19, 2002. DVE was discontinued on March 4, 2003. Cambria re-started monthly DVE on November 10, 2003, and continued monthly DVE events until April 28, 2004, when DVE was discontinued. As of April 2004, combined GWE and DVE have removed approximately 5.5 pounds of liquid-phase hydrocarbons, and DVE has removed approximately 5.6 pounds of vapor-phase hydrocarbons from the subsurface.

Corrective Action and Verification Sampling: As proposed in the August 26, 2002 *Subsurface Investigation Report and Corrective Action Plan* and subsequent addendums, Cambria directed two phases of hydrogen peroxide injection at the site. Fast-Tek Engineering Support Services (Fast-Tek) of Point Richmond, California conducted in-situ field testing of hydrogen peroxide injection from March 17 through 20, 2003. Rejuvenate Groundbreaking Solutions, Inc. of San Rafael, California conducted a second phase of peroxide injection from September 22 through

**Cambria
Environmental
Technology, Inc.**

270 Perkins Street
Sonoma, CA 95476
Tel (707) 935-4850
Fax (707) 935-6649

25, 2003. Cambria directed the advancement of four soil borings (S-18 through S-21) and collected confirmation soil and grab groundwater samples on November 7, 2003. Verification monitoring of groundwater conditions continues. Seasonal re-bound was observed in the fourth quarter 2005 event results.

FIRST QUARTER 2006 ACTIVITIES

Groundwater Monitoring: Blaine Tech Services, Inc. (Blaine) of San Jose, California gauged and sampled all site wells, measured dissolved oxygen (DO) concentrations, calculated groundwater elevations, and compiled the collected data. Cambria prepared a vicinity/area well survey map (Figure 1) and a groundwater contour/chemical concentration map (Figure 2). Blaine's report, with supporting field notes and laboratory reports, is included as Appendix A.

Remediation: Based on seasonal rebound in concentrations in some wells, Shell directed Cambria to reinitiate groundwater extraction (GWE) by vacuum truck operations (VacOps). GWE was initiated on December 9, 2005, with extraction occurring from wells MW-5, MW-1, and VW/MW-2. The events are scheduled to occur on a bi-weekly basis until a temporary GWE system can be installed. Monthly grab sampling is occurring between quarterly monitoring events to monitor effectiveness. The grab sample analytical laboratory reports are included in Appendix B. Between December 9 and March 3, 2006 approximately 4,769 gallons of water were extracted, which corresponds to removal of approximately 0.112 pounds of total petroleum hydrocarbons as gasoline (TPHg) and 0.056 pounds of benzene. Mass removal data are summarized in Table 1.

ANTICIPATED SECOND QUARTER 2006 ACTIVITIES

Groundwater Monitoring: Blaine will gauge and sample the site wells and tabulate the data. Cambria will prepare a groundwater monitoring report.

Groundwater Extraction System: To immediately address dissolved gasoline constituents in groundwater, Cambria proposes installation of a temporary GWE system using existing monitoring wells MW-1, MW-5, and MW-7 as extraction points. Groundwater will be extracted using pneumatic submersible pumps installed in each well. The extracted groundwater will be temporarily stored in a 20,000-gallon Baker tank. A liquid-level switch mounted in the Baker tank will be connected to the groundwater pumps to prevent tank overflow. Based on the extraction rate, vacuum trucks will be scheduled to periodically off-haul water from the Baker

C A M B R I A

tank in order to optimize storage capacity and maintain relatively continuous extraction. The extracted groundwater will be off-hauled to the Martinez Refinery Corporation in Martinez, California for recycling.

System Start-up: After installation is complete, Cambria will start-up the GWE system. Prior to start-up, initial (static) operational and monitoring data will be collected, including depth-to-water in monitoring wells and flow meter readings. After start-up, operational and monitoring data will be collected periodically during the first day of operation. Groundwater samples will be collected from the extraction wells and the combined process stream. A state-certified laboratory will analyze the samples for TPHg, BTEX, and MTBE using EPA Method 8260B.



Operation & Maintenance: Cambria will conduct routine site visits to check system operation, perform routine maintenance of equipment, and collect operational and monitoring data. Typical data collection will include depth-to-water measurements in monitoring wells, flow meter readings, hour meter readings, electrical service meter readings, etc. Operational adjustments may be made if deemed necessary. Groundwater samples from the extraction wells and the combined process stream will be periodically collected.

The remediation efforts will be evaluated by determining contaminant mass removal, the contaminant concentration trend over the course of extraction, and the contaminant concentration trend from subsequent monitoring activities. Groundwater drawdown in the extraction wells, and adjacent wells will be measured to assess aquifer hydraulics and plume containment. Operational data will be presented with the quarterly monitoring reports.

C A M B R I A


CLOSING


If you have any questions regarding this document, please call Ana Friel at (707) 268-3812.

Sincerely,

Cambria Environmental Technology, Inc



for 
Karen Newton
Staff Engineer

for 
Ana Friel, PG
Senior Project Geologist



Attachments:

- Table 1. Mass Removal Data
- Figure 1. Vicinity/Area Well Survey Map
- Figure 2. Groundwater Contour/Chemical Concentration Map
- Appendix A. Blaine Tech Services, Inc. – Groundwater Monitoring Report
- Appendix B. Remediation Analytical Laboratory Reports

cc: Mr. Denis Brown, Shell
Mr. Tom Saberi, 1045 Airport Boulevard, Suite 12, South San Francisco, CA 94080
Ms. Joan Mack, Caldwell, Leslie, Newcombe & Bettit, PC, 1000 Wilshire Blvd, Suite
600, San Francisco, CA 90017-2463
Ms. Ellen Wyrick-Parkinson, 1420 Magnolia Street, Oakland, CA 94607

F:\Oakland 1230 14th\QMs\2006\1Q06\1Q06.doc

Table 1. Mass Removal Data, Shell-branded Service Station, 1230 14th Street, Oakland, California

Date Purged	Well ID	Cumulative		Sample Date	TPHg Concentration (ppb)	Cumulative		Benzene Concentration (ppb)	Benzene Removed (pounds)	Cumulative Benzene Removed (pounds)
		Volume Pumped (gal)	Volume Pumped (gal)			TPHg Removed (pounds)	TPHg Removed (pounds)			
08-Dec-05	MW-1	481	481	10/28/05	8,300	0.0167	0.0167	5,500	0.0110	0.0110
23-Dec-05	MW-1	300	781	10/28/05	8,300	0.0104	0.0270	5,500	0.0069	0.0179
09-Jan-06	MW-1	536	1,317	10/28/05	8,300	0.0186	0.0456	5,500	0.0123	0.0302
20-Jan-06	MW-1	450	1,767	01/17/06	<50	0.0000	0.0457	2.2	0.0000	0.0302
03-Feb-06	MW-1	300	2,067	01/17/06	<50	0.0000	0.0457	2.2	0.0000	0.0302
17-Feb-06	MW-1	300	2,367	01/17/06	<50	0.0000	0.0457	2.2	0.0000	0.0302
03-Mar-06	MW-1	300	2,667	2/23/2006*	<50	0.0000	0.0457	18.1	0.0000	0.0302
08-Dec-05	MW-5	100	100	10/28/05	28,000	0.0117	0.0117	16,000	0.0067	0.0067
23-Dec-05	MW-5	79	179	10/28/05	28,000	0.0092	0.0209	16,000	0.0053	0.0119
09-Jan-06	MW-5	100	279	10/28/05	28,000	0.0117	0.0326	16,000	0.0067	0.0186
20-Jan-06	MW-5	300	579	01/17/06	6,700	0.0084	0.0410	1,200	0.0015	0.0201
03-Feb-06	MW-5	300	879	01/17/06	6,700	0.0084	0.0494	1,200	0.0015	0.0216
17-Feb-06	MW-5	400	1,279	01/17/06	6,700	0.0112	0.0605	1,200	0.0020	0.0236
03-Mar-06	MW-5	167	1,446	2/23/2006*	6,700	0.0023	0.0629	4,630	0.0016	0.0252
08-Dec-05	VW/MW-2	100	100	10/28/05	3,400	0.0014	0.0014	440	0.0002	0.0002
23-Dec-05	VW/MW-2	0	100	10/28/05	3,400	0.0000	0.0014	440	0.0000	0.0002
09-Jan-06	VW/MW-2	75	175	10/28/05	3,400	0.0011	0.0025	440	0.0001	0.0003
20-Jan-06	VW/MW-2	116	291	01/17/06	700	0.0003	0.0028	3.1	0.0000	0.0003
03-Feb-06	VW/MW-2	111	402	01/17/06	700	0.0003	0.0031	3.1	0.0000	0.0003
17-Feb-06	VW/MW-2	154	556	01/17/06	700	0.0004	0.0036	3.1	0.0000	0.0003
03-Mar-06	VW/MW-2	100	656	2/23/2006*	700	0.0001	0.0037	97.9	0.0000	0.0003
Total Gallons Extracted:		4,769		Total Pounds Removed:		0.112		0.056		
				Total Gallons Removed		0.018		0.008		

Abbreviations & Notes:

TPHg = Total purgeable hydrocarbons as gasoline

MTBE = Methyl tertiary butyl ether

ppb = Parts per billion, equivalent to $\mu\text{g/L}$

μg = Micrograms

L = Liter

gal = Gallon

g = Gram

* TPHg concentrations shown are from the 1/17/2006 laboratory results

Groundwater extracted by vacuum trucks. Volume used to calculate mass removal for individual wells is an estimate based on a total volume of water removed at each extraction event. Water disposal at Shell's Martinez refinery.

TPHg and benzene analyzed by EPA Method 8015/8020 or equivalent.

MTBE analyzed by EPA Method 8260.

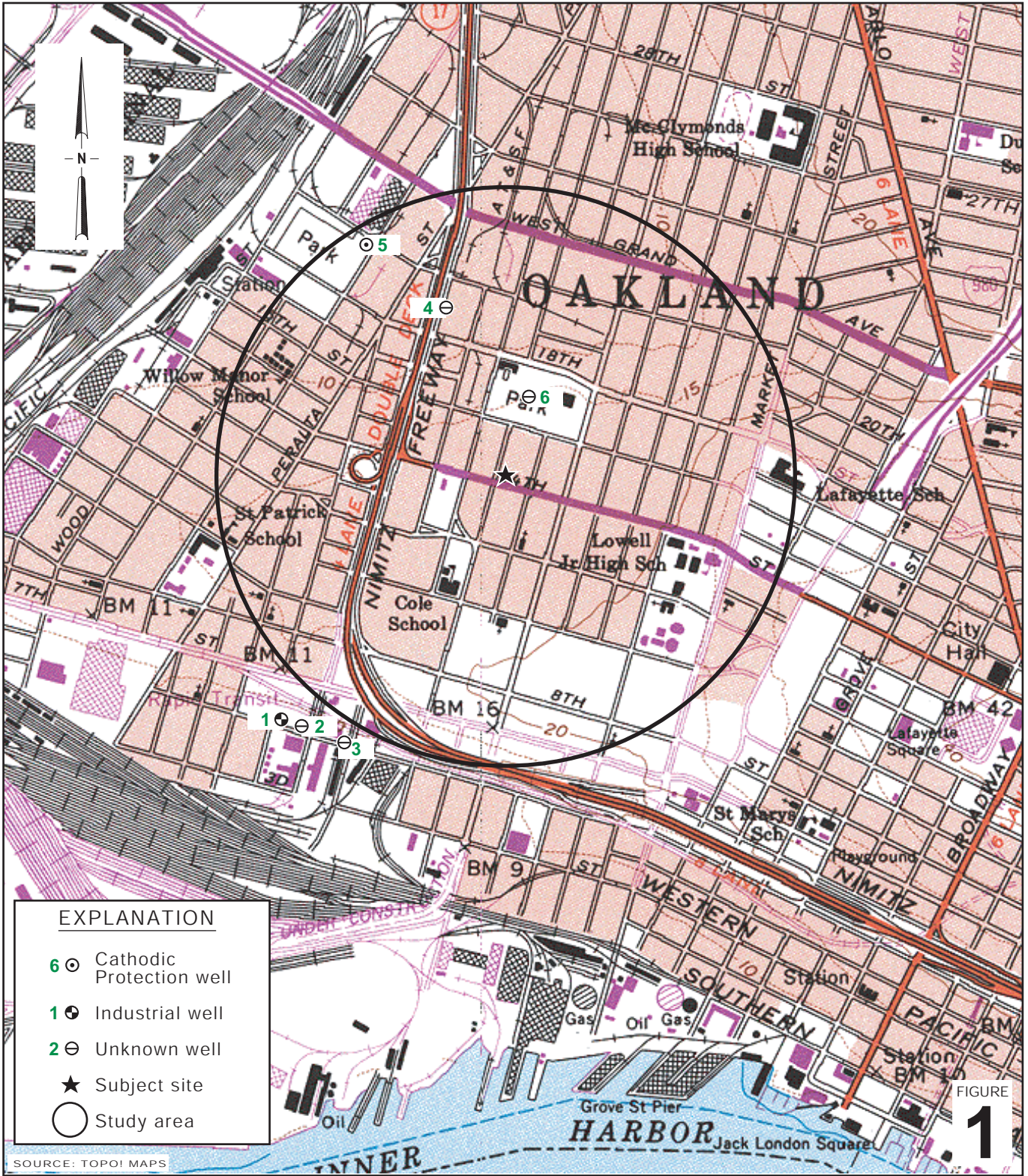
When constituents are not detected, the concentration is assumed to be equal to half the detection limit in subsequent calculations.

Mass removed (pounds) based on the formula: $\text{volume}(\text{gal}) \times \text{concentration}(\mu\text{g/L}) \times (g/10^6\mu\text{g}) \times (\text{pound}/453.6\text{g}) \times (3.785 \text{ L/gal})$

Volume removed (gallons) based on the formula: $[\text{mass}(\text{pounds}) \times 453.6(\text{g/pound}) \times (\text{gal}/3.785\text{L}) \times (\text{L}/1000\text{cm}^3)] / \text{density}(\text{g/cm}^3)$

Density inputs: TPHg = 0.73 g/cm^3 , benzene = 0.88 g/cm^3 , MTBE = 0.74 g/cm^3

Concentrations based on most recent groundwater monitoring results for each hydrocarbon constituent



02331

SOURCE: TOPOI MAPS

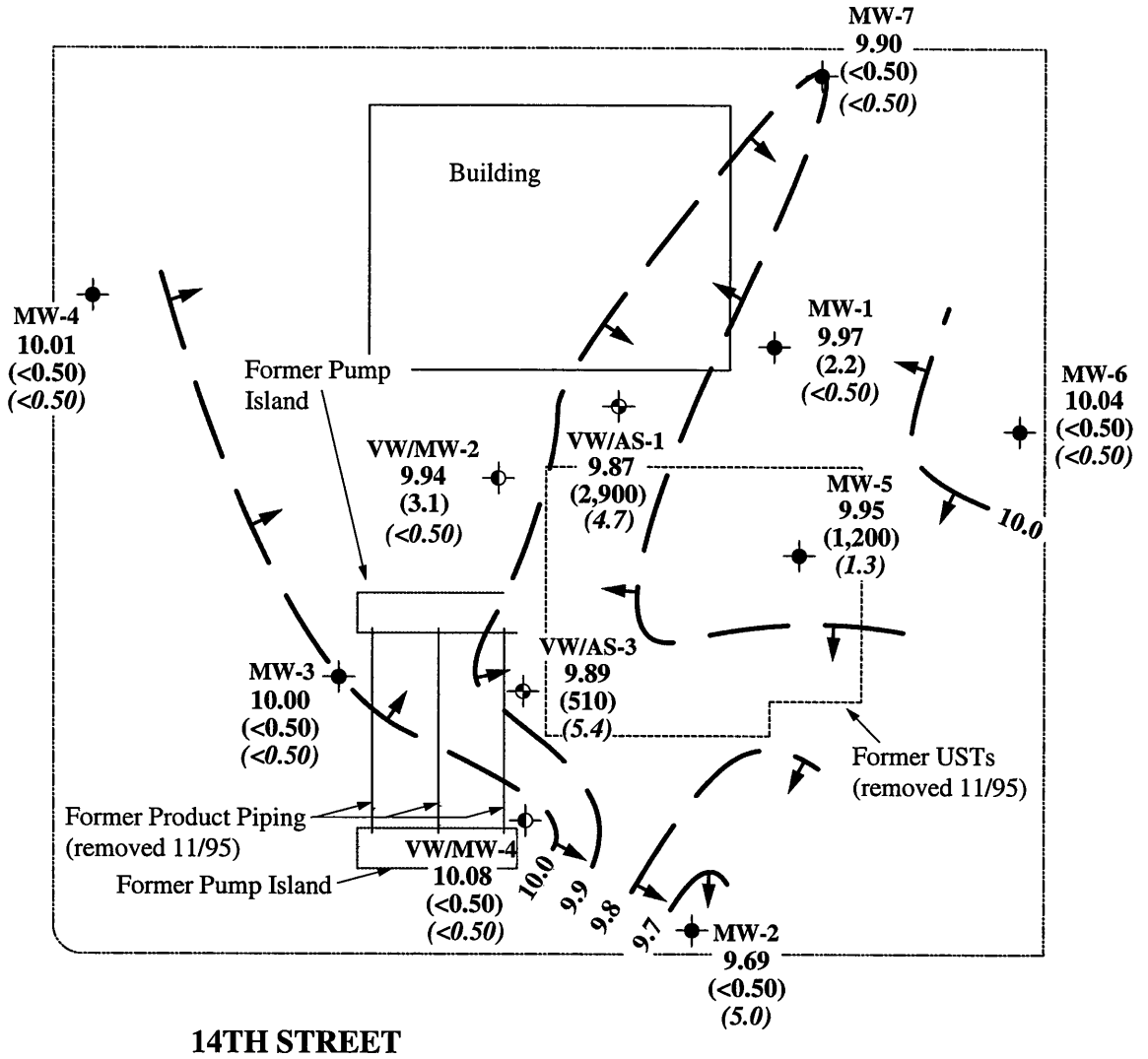
Former Shell Service Station
 1230 14th Street
 Oakland, California



C A M B R I A

**Vicinity/Area Well
 Survey Map**
 (1/2-Mile Radius)

UNION STREET

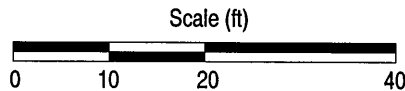
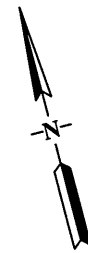


14TH STREET

EXPLANATION

- Groundwater monitoring well
- ⊕ Combination air sparge/soil vapor extraction well
- ⊕ Combination soil vapor extraction well/monitoring well
- ↗ Groundwater elevation contour in feet referenced to mean sea level (ft msl). Arrows indicate approximate groundwater flow direction.
- 7.73 Groundwater elevation in ft msl
- (400) Benzene concentration in parts per billion (ppb)
- (<5.0) MTBE concentration in ppb
- <x Not detected at reporting limit x

Approximate hydraulic gradient = 0.003 to 0.020



2

FIGURE

0233

Former Shell Service Station

1230 14th Street
Oakland, California



CAMBRIA

**Groundwater Contour/
Chemical Concentration Map**

January 17, 2006

Appendix A
Blaine Tech Services, Inc.
Groundwater Monitoring Report

BLAINE
TECH SERVICES INC.

GROUNDWATER SAMPLING SPECIALISTS
SINCE 1985

February 20, 2006

Denis Brown
Shell Oil Products US
20945 South Wilmington Avenue
Carson, CA 90810

First Quarter 2006 Groundwater Monitoring at
Former Shell-branded Service Station
1230 14th Street
Oakland, CA

Monitoring performed on January 17, 2006

Groundwater Monitoring Report **060117-MD-1**

This report covers the routine monitoring of groundwater wells at this former Shell-branded facility. In accordance with standard procedures that conform to Regional Water Quality Control Board requirements, routine field data collection includes depth to water, total well depth, thickness of any separate immiscible layer, water column volume, calculated purge volume (if applicable), elapsed evacuation time (if applicable), total volume of water removed (if applicable), and standard water parameter instrument readings. Sample material is collected, contained, stored, and transported to the laboratory in conformance with EPA standards. Purgewater (if applicable) is, likewise, collected and transported to the Martinez Refining Company.

Basic field information is presented alongside analytical values excerpted from the laboratory report in the cumulative table of **WELL CONCENTRATIONS**. The full analytical report for the most recent samples and the field data sheets are attached to this report.

At a minimum, Blaine Tech Services, Inc. field personnel are certified on completion of a forty hour Hazardous Materials and Emergency Response training course per 29 CFR 1910.120. Field personnel are also enrolled in annual eight hour refresher courses.

Blaine Tech Services, Inc. conducts sampling and documentation assignments of this type as an independent third party. Our activities at this site consisted of objective data and sample collection only. No interpretation of analytical results, defining of hydrological conditions or formulation of recommendations was performed.

Please call if you have any questions.

Yours truly,

Mike Ninokata
Project Coordinator

MN/ks

attachments: Cumulative Table of WELL CONCENTRATIONS
Certified Analytical Report
Field Data Sheets

cc: Ana Friel
Cambria Environmental Technology, Inc.
270 Perkins St.
Sonoma, CA 95476

WELL CONCENTRATIONS
Former Shell Service Station
1230 14th Street
Oakland, CA

Well ID	Date	TPPH (ug/L)	B (ug/L)	T (ug/L)	E (ug/L)	X (ug/L)	MTBE 8020 (ug/L)	MTBE 8260 (ug/L)	TOC (MSL)	Depth to Water (ft.)	GW Elevation (MSL)	DO Reading (ppm)
MW-1	03/25/1996	37,000	7,400	1,500	720	3,300	<500	NA	18.58	9.53	9.05	NA
MW-1	06/21/1996	35,000	9,900	460	340	3,500	890	NA	18.58	10.72	7.86	NA
MW-1	09/26/1996	19,000	8,200	510	780	790	<250	NA	18.58	12.88	5.70	NA
MW-1	12/19/1996	27,000	120	1,200	1,400	2,800	<100	NA	18.58	12.59	5.99	NA
MW-1	12/19/1996	32,000	12,000	1,300	1,600	3,100	830	NA	18.58	12.59	5.99	NA
MW-1	03/25/1997	39,000	13,000	1,600	840	3,100	730	NA	18.58	11.10	7.48	1.2
MW-1	06/26/1997	NA	NA	NA	NA	NA	NA	NA	18.58	12.42	6.16	NA
MW-1	09/26/1997	NA	NA	NA	NA	NA	NA	NA	18.58	13.31	5.27	0.8
MW-1	12/05/1997	NA	NA	NA	NA	NA	NA	NA	18.58	12.65	5.93	0.3
MW-1	02/19/1998	16,000	5,500	450	500	800	<500	NA	18.58	6.46	12.12	2.4
MW-1	06/08/1998	NA	NA	NA	NA	NA	NA	NA	18.58	6.62	11.96	1.2
MW-1	08/25/1998	NA	NA	NA	NA	NA	NA	NA	18.58	11.83	6.75	2.8
MW-1	12/28/1998	NA	NA	NA	NA	NA	NA	NA	18.58	12.01	6.57	2.6
MW-1	03/26/1999	NA	NA	NA	NA	NA	NA	NA	18.58	9.15	9.43	2.2
MW-1	06/30/1999	NA	NA	NA	NA	NA	NA	NA	18.58	11.22	7.36	3.8
MW-1	09/30/1999	NA	NA	NA	NA	NA	NA	NA	18.58	11.89	6.69	3.0
MW-1	12/27/1999	34,800	8,660	953	956	2,770	<1,000	NA	18.58	13.55	5.03	2.4/2.1
MW-1	01/21/2000	40,600	14,700	1,850	1,210	3,670	<500	NA	18.58	13.42	5.16	2.8
MW-1	03/07/2000	NA	NA	NA	NA	NA	NA	NA	18.58	8.11	10.47	0.4
MW-1	04/17/2000	NA	NA	NA	NA	NA	NA	NA	18.58	9.78	8.80	3.0/3.4
MW-1	04/18/2000	18,300	8,060	543	528	872	<50.0	NA	18.58	NA	NA	NA
MW-1	09/21/2000	NA	NA	NA	NA	NA	NA	NA	18.58	13.11	5.47	5.2
MW-1	10/17/2000	15,800	6,720	435	587	887	351	<66.7	18.58	12.61	5.97	1.2/0.8
MW-1	01/09/2001	NA	NA	NA	NA	NA	NA	NA	18.58	12.94	5.64	0.3
MW-1	04/27/2001	1,400	650	28	58	48	NA	<10	18.58	10.73	7.85	1.8/2.1
MW-1	07/03/2001	NA	NA	NA	NA	NA	NA	NA	18.58	12.00	6.58	1.8
MW-1	12/06/2001	4,500	1,500	85	160	210	NA	<50	18.58	10.53	8.05	2.5/2.9
MW-1	01/23/2002	NA	NA	NA	NA	NA	NA	NA	18.58	9.33	9.25	0.1
MW-1	04/17/2002	230	12	<0.50	4.6	2.5	NA	<5.0	18.58	10.49	8.09	6.3/5.3
MW-1	07/18/2002	NA	NA	NA	NA	NA	NA	NA	18.58	11.98	6.60	1.2

WELL CONCENTRATIONS
Former Shell Service Station
1230 14th Street
Oakland, CA

Well ID	Date	TPPH (ug/L)	B (ug/L)	T (ug/L)	E (ug/L)	X (ug/L)	MTBE 8020 (ug/L)	MTBE 8260 (ug/L)	TOC (MSL)	Depth to Water (ft.)	GW Elevation (MSL)	DO Reading (ppm)
MW-1	11/11/2002	12,000	2,600	240	470	640	NA	8.5	18.58	13.00	5.58	0.2/0.2
MW-1	01/16/2003	NA	NA	NA	NA	NA	NA	NA	18.58	9.68	8.90	4.4
MW-1	03/13/2003	820	340	2.7	<2.0	3.2	NA	<20	18.58	10.45	8.13	2.8/0.9
MW-1	04/23/2003	900	550	19	49	49	NA	<50	18.58	10.32	8.26	0.9/0.1
MW-1	05/13/2003	740	510	18	43	46	NA	<50	18.58	10.28	8.30	0.1/0.2
MW-1	06/13/2003	<5,000	1,500	82	180	250	NA	<500	18.58	11.16	7.42	0.3/0.8
MW-1	07/14/2003	5,300	3,400	160	340	420	NA	<20	18.58	11.66	6.92	0.6/0.3
MW-1	09/29/2003	10,000	5,700	400	670	1,000	NA	<50	18.58	12.44	6.14	0.6/0.7
MW-1	10/29/2003	19,000	6,600	560	820	1,300	NA	26	18.58	12.63	5.95	0.6/0.4
MW-1	01/05/2004	380	140	7.1	6.2	16	NA	<1.0	18.58	10.17	8.41	5.0/0.8
MW-1	04/01/2004	79	0.59	<0.50	<0.50	<1.0	NA	<0.50	18.58	9.57	9.01	4.6/1.2
MW-1	07/02/2004	4,100	2,100	33	110	81	NA	<10	18.58	11.81	6.77	0.6/0.5
MW-1	11/03/2004	8,000	3,800	150	480	460	NA	<25	18.58	12.53	6.05	1.45/2.1
MW-1	01/04/2005	120	23	1.6	2.0	3.5	NA	<0.50	18.58	9.39	9.19	4.21/2.82
MW-1	04/13/2005	<50	<0.50	<0.50	<0.50	<0.50	NA	<0.50	18.58	7.63	10.95	2.44/2.77
MW-1	07/13/2005	930 e	400	6.1	<5.0	10	NA	<5.0	18.58	10.85	7.73	0.84/0.66
MW-1	10/28/2005	8,300	5,500	190	590	470	NA	<25	18.58	12.44	6.14	0.2/0.2
MW-1	01/17/2006	<50	2.2	1.1	1.4	4.8	NA	<0.50	18.58	8.61	9.97	5.8/5.3
MW-2	03/25/1996	<50	<0.50	<0.50	<0.50	<0.50	<2.5	NA	17.90	8.19	9.71	NA
MW-2	06/21/1996	<50	<0.50	<0.50	<0.50	<0.50	<2.5	NA	17.90	9.94	7.96	NA
MW-2	09/26/1996	<50	<0.50	<0.50	<0.50	<0.50	<2.5	NA	17.90	12.15	5.75	NA
MW-2	12/19/1996	<50	<0.5	<0.5	<0.5	<0.5	<2.5	NA	17.90	11.70	6.20	NA
MW-2	03/25/1997	<50	<0.50	<0.50	<0.50	<0.50	<2.5	NA	17.90	9.25	8.65	1.8
MW-2	06/26/1997	<50	<0.50	<0.50	<0.50	<0.50	<2.5	NA	17.90	11.36	6.54	2.4
MW-2	09/26/1997	<50	<0.50	<0.50	<0.50	<0.50	<2.5	NA	17.90	12.56	5.34	1.1
MW-2	09/26/1997	<50	<0.50	<0.50	<0.50	<0.50	<2.5	NA	17.90	12.56	5.34	1.1
MW-2	12/05/1997	<50	<0.50	<0.50	<0.50	<0.50	<2.5	NA	17.90	11.15	6.75	0.7
MW-2	02/19/1998	<50	<0.50	<0.50	<0.50	<0.50	<2.5	NA	17.90	5.61	12.29	2.7
MW-2	06/08/1998	<50	<0.30	<0.30	<0.30	<0.60	<10	NA	17.90	5.58	12.32	3.2

WELL CONCENTRATIONS
Former Shell Service Station
1230 14th Street
Oakland, CA

Well ID	Date	TPPH (ug/L)	B (ug/L)	T (ug/L)	E (ug/L)	X (ug/L)	MTBE 8020 (ug/L)	MTBE 8260 (ug/L)	TOC (MSL)	Depth to Water (ft.)	GW Elevation (MSL)	DO Reading (ppm)
MW-2	08/25/1998	NA	NA	NA	NA	NA	NA	NA	17.90	10.67	7.23	1.7
MW-2	12/28/1998	<50.0	<0.500	<0.500	<0.500	<0.500	<2.00	NA	17.90	11.65	6.25	0.4/0.8
MW-2	03/26/1999	NA	NA	NA	NA	NA	NA	NA	17.90	8.60	9.30	0.7
MW-2	06/30/1999	<50.0	<0.500	<0.500	<0.500	<0.500	<5.00	NA	17.90	10.30	7.60	2.3
MW-2	09/30/1999	NA	NA	NA	NA	NA	NA	NA	17.90	10.77	7.13	1.9
MW-2	12/27/1999	<50.0	<0.500	<0.500	<0.500	<0.500	<5.00	NA	17.90	12.21	5.69	0.7/0.7
MW-2	03/07/2000	NA	NA	NA	NA	NA	NA	NA	17.90	7.13	10.77	1.1
MW-2	04/17/2000	<50.0	<0.500	<0.500	<0.500	<0.500	<2.50	NA	17.90	8.35	9.55	1.8/1.8
MW-2	09/21/2000	NA	NA	NA	NA	NA	NA	NA	17.90	11.76	6.14	2.1
MW-2	10/17/2000	<50.0	<0.500	<0.500	<0.500	<0.500	<2.50	NA	17.90	11.80	6.10	0.9/0.6
MW-2	01/09/2001	NA	NA	NA	NA	NA	NA	NA	17.90	12.14	5.76	0.7
MW-2	04/27/2001	<50	<0.50	<0.50	<0.50	<0.50	NA	<0.50	17.90	9.85	8.05	1.1/0.9
MW-2	07/03/2001	NA	NA	NA	NA	NA	NA	NA	17.90	11.20	6.70	1.2
MW-2	12/06/2001	<50	<0.50	<0.50	<0.50	<0.50	NA	<5.0	17.90	10.77	7.13	3.9/2.1
MW-2	01/23/2002	NA	NA	NA	NA	NA	NA	NA	17.90	8.64	9.26	2.5
MW-2	04/17/2002	<50	<0.50	<0.50	<0.50	<0.50	NA	<5.0	17.90	9.61	8.29	3.5/5.2
MW-2	07/18/2002	NA	NA	NA	NA	NA	NA	NA	17.90	11.09	6.81	1.4
MW-2	11/11/2002	<50	<0.50	<0.50	<0.50	<0.50	NA	<5.0	17.90	12.16	5.74	0.2/0.3
MW-2	01/16/2003	NA	NA	NA	NA	NA	NA	NA	17.90	8.92	8.98	1.7
MW-2	03/13/2003	NA	NA	NA	NA	NA	NA	NA	17.90	9.60	8.30	1.1
MW-2	04/23/2003	<50	<0.50	<0.50	<0.50	<1.0	NA	<5.0	17.90	9.48	8.42	0.4/0.2
MW-2	05/13/2003	<50	<0.50	<0.50	<0.50	<1.0	NA	<5.0	17.90	9.45	8.45	0.5/0.3
MW-2	06/13/2003	<50	<0.50	<0.50	<0.50	<1.0	NA	<5.0	17.90	10.28	7.62	0.6/0.9
MW-2	07/14/2003	<50	<0.50	<0.50	<0.50	<1.0	NA	<0.50	17.90	10.67	7.23	0.5/0.9
MW-2	09/29/2003	<50	<0.50	<0.50	<0.50	<1.0	NA	<0.50	17.90	11.58	6.32	1.9/1.3
MW-2	10/29/2003	<50	<0.50	<0.50	<0.50	<1.0	NA	<0.50	17.90	11.76	6.14	4.3/0.5
MW-2	01/05/2004	<50	<0.50	<0.50	<0.50	<1.0	NA	<0.50	17.90	9.36	8.54	1.2/0.8
MW-2	04/01/2004	<50	<0.50	<0.50	<0.50	<1.0	NA	<0.50	17.90	8.77	9.13	4.0/0.3
MW-2	07/02/2004	<50	<0.50	<0.50	<0.50	<1.0	NA	<0.50	17.90	11.04	6.86	0.4/0.3
MW-2	11/03/2004	<50	<0.50	<0.50	<0.50	<1.0	NA	0.54	17.90	11.71	6.19	6.4/1.40

WELL CONCENTRATIONS
Former Shell Service Station
1230 14th Street
Oakland, CA

Well ID	Date	TPPH (ug/L)	B (ug/L)	T (ug/L)	E (ug/L)	X (ug/L)	MTBE 8020 (ug/L)	MTBE 8260 (ug/L)	TOC (MSL)	Depth to Water (ft.)	GW Elevation (MSL)	DO Reading (ppm)
MW-2	01/04/2005	<50	<0.50	<0.50	<0.50	<1.0	NA	0.62	17.90	8.68	9.22	4.41/2.88
MW-2	04/13/2005	<50	<0.50	<0.50	<0.50	<0.50	NA	1.7	17.90	7.13	10.77	0.71/0.23
MW-2	07/13/2005	<50	<0.50	<0.50	<0.50	<1.0	NA	2.3	17.90	10.30	7.60	0.90/0.33
MW-2	10/28/2005	<50	<0.50	<0.50	<0.50	<1.0	NA	4.2	17.90	11.61	6.29	0.4/0.1
MW-2	01/17/2006	<50	<0.50	<0.50	<0.50	<0.50	NA	5.0	17.90	8.21	9.69	0.8/0.2
MW-3	03/25/1996	<50	<0.50	<0.50	<0.50	<0.50	<2.5	NA	18.18	8.47	9.71	NA
MW-3	06/21/1996	<50	<0.50	<0.50	<0.50	<0.50	<2.5	NA	18.18	10.40	7.78	NA
MW-3	09/26/1996	<50	<0.50	<0.50	<0.50	<0.50	<2.5	NA	18.18	12.45	5.73	NA
MW-3	12/19/1996	<50	<0.5	<0.5	<0.5	<0.5	<2.5	NA	18.18	12.14	6.02	NA
MW-3	03/25/1997	<50	<0.50	<0.50	<0.50	<0.50	<2.5	NA	18.18	9.54	8.64	2.2
MW-3	06/26/1997	<50	<0.50	<0.50	<0.50	<0.50	<2.5	NA	18.18	11.66	6.52	3.6
MW-3	09/26/1997	<50	<0.50	<0.50	<0.50	<0.50	<2.5	NA	18.18	12.85	5.33	1.1
MW-3	12/05/1997	<50	<0.50	<0.50	<0.50	<0.50	<2.5	NA	18.18	11.44	6.74	0.6
MW-3	02/19/1998	<50	<0.50	<0.50	<0.50	<0.50	<2.5	NA	18.18	6.78	11.40	3.6
MW-3	06/08/1998	<50	<0.30	<0.30	<0.30	<0.60	<10	NA	18.18	6.82	11.36	3.8
MW-3	06/08/1998	<50	<0.30	<0.30	<0.30	<0.60	<10	NA	18.18	6.82	11.36	3.8
MW-3	08/25/1998	NA	NA	NA	NA	NA	NA	NA	18.18	11.09	7.09	1.2
MW-3	12/28/1998	<50.0	<0.500	<0.500	<0.500	<0.500	<2.00	NA	18.18	11.84	6.34	0.9/0.6
MW-3	03/26/1999	NA	NA	NA	NA	NA	NA	NA	18.18	8.57	9.61	0.8
MW-3	06/30/1999	<50.0	<0.500	<0.500	<0.500	<0.500	<5.00	NA	18.18	10.61	7.57	4.8
MW-3	09/30/1999	NA	NA	NA	NA	NA	NA	NA	18.18	11.53	6.65	1.4
MW-3	12/27/1999	<50.0	<0.500	<0.500	<0.500	<0.500	<5.00	NA	18.18	12.35	5.83	1.4/2.5
MW-3	03/07/2000	NA	NA	NA	NA	NA	NA	NA	18.17	7.36	10.81	5.8
MW-3	04/17/2000	<50.0	<0.500	<0.500	<0.500	<0.500	19.3	NA	18.17	8.39	9.78	6.5/5.1
MW-3	09/21/2000	NA	NA	NA	NA	NA	NA	NA	18.17	12.01	6.16	3.0
MW-3	10/17/2000	<50.0	<0.500	<0.500	<0.500	<0.500	<2.50	NA	18.17	12.10	6.07	2.0/1.0
MW-3	01/09/2001	NA	NA	NA	NA	NA	NA	NA	18.17	12.43	5.74	1.9
MW-3	04/27/2001	<50	<0.50	<0.50	<0.50	<0.50	NA	<0.50	18.17	10.10	8.07	2.3/2.4
MW-3	07/03/2001	NA	NA	NA	NA	NA	NA	NA	18.17	11.45	6.72	1.4

WELL CONCENTRATIONS
Former Shell Service Station
1230 14th Street
Oakland, CA

Well ID	Date	TPPH (ug/L)	B (ug/L)	T (ug/L)	E (ug/L)	X (ug/L)	MTBE 8020 (ug/L)	MTBE 8260 (ug/L)	TOC (MSL)	Depth to Water (ft.)	GW Elevation (MSL)	DO Reading (ppm)
MW-3	12/06/2001	<50	<0.50	<0.50	<0.50	<0.50	NA	<5.0	18.17	11.07	7.10	2.8/3.9
MW-3	01/23/2002	NA	NA	NA	NA	NA	NA	NA	18.17	8.89	9.28	3.1
MW-3	04/17/2002	<50	<0.50	<0.50	<0.50	<0.50	NA	<5.0	18.17	9.92	8.25	3.7/3.2
MW-3	07/18/2002	NA	NA	NA	NA	NA	NA	NA	18.17	11.42	6.75	1.6
MW-3	11/11/2002	<50	<0.50	<0.50	<0.50	<0.50	NA	<5.0	18.17	12.44	5.73	0.3/0.4
MW-3	01/16/2003	NA	NA	NA	NA	NA	NA	NA	18.17	9.25	8.92	2.1
MW-3	03/13/2003	NA	NA	NA	NA	NA	NA	NA	18.17	9.84	8.33	1.2
MW-3	04/23/2003	<50	<0.50	<0.50	<0.50	<1.0	NA	<5.0	18.17	9.71	8.46	0.7/0.2
MW-3	05/13/2003	<50	<0.50	<0.50	<0.50	<1.0	NA	<5.0	18.17	9.70	8.47	0.6/0.2
MW-3	06/13/2003	<50	<0.50	<0.50	<0.50	<1.0	NA	<5.0	18.17	10.58	7.59	0.4/1.3
MW-3	07/14/2003	<50	<0.50	<0.50	<0.50	<1.0	NA	<0.50	18.17	10.98	7.19	0.4/0.03
MW-3	09/29/2003	<50	<0.50	<0.50	<0.50	<1.0	NA	<0.50	18.17	11.84	6.33	1.4/1.1
MW-3	10/29/2003	58 b	<0.50	<0.50	<0.50	<1.0	NA	<0.50	18.17	12.05	6.12	0.8/0.4
MW-3	01/05/2004	<50	<0.50	<0.50	<0.50	<1.0	NA	<0.50	18.17	9.70	8.47	1.3/0.7
MW-3	04/01/2004	<50	<0.50	<0.50	<0.50	<1.0	NA	<0.50	18.17	9.03	9.14	1.2/0.6
MW-3	07/02/2004	<50	<0.50	<0.50	<0.50	<1.0	NA	<0.50	18.17	11.15	7.02	0.7/0.5
MW-3	11/03/2004	<50	<0.50	<0.50	<0.50	<1.0	NA	<0.50	18.17	11.98	6.19	1.65/2.75
MW-3	01/04/2005	<50	<0.50	<0.50	<0.50	<1.0	NA	<0.50	18.17	8.98	9.19	3.21/1.87
MW-3	04/13/2005	<50	<0.50	<0.50	<0.50	<0.50	NA	<0.50	18.17	7.22	10.95	4.92/5.28
MW-3	07/13/2005	<50	<0.50	<0.50	<0.50	<1.0	NA	<0.50	18.17	10.30	7.87	0.30/0.40
MW-3	10/28/2005	<50 f	<0.50	<0.50	<0.50	<1.0	NA	<0.50	18.17	11.81	6.36	0.8/0.2
MW-3	01/17/2006	<50	<0.50	<0.50	<0.50	<0.50	NA	<0.50	18.17	8.17	10.00	3.1/2.0
MW-4	03/25/1996	<50	<0.50	<0.50	<0.50	<0.50	<2.5	NA	18.01	9.20	8.81	NA
MW-4	06/21/1996	<50	<0.50	<0.50	<0.50	<0.50	<2.5	NA	18.01	10.25	7.76	NA
MW-4	09/26/1996	<50	<0.50	<0.50	<0.50	<0.50	<2.5	NA	18.01	12.29	5.72	NA
MW-4	12/19/1996	<50	<0.5	<0.5	<0.5	<0.5	<2.5	NA	18.01	12.47	5.54	NA
MW-4	03/25/1997	<50	<0.50	<0.50	<0.50	<0.50	<2.5	NA	18.01	9.44	8.57	1.8
MW-4	06/26/1997	<50	<0.50	<0.50	<0.50	<0.50	<2.5	NA	18.01	11.57	6.44	6.2
MW-4 (D)	06/26/1997	<50	<0.50	<0.50	<0.50	<0.50	<2.5	NA	18.01	11.57	6.44	6.2

WELL CONCENTRATIONS
Former Shell Service Station
1230 14th Street
Oakland, CA

Well ID	Date	TPPH (ug/L)	B (ug/L)	T (ug/L)	E (ug/L)	X (ug/L)	MTBE 8020 (ug/L)	MTBE 8260 (ug/L)	TOC (MSL)	Depth to Water (ft.)	GW Elevation (MSL)	DO Reading (ppm)
MW-4	09/26/1997	<50	<0.50	<0.50	<0.50	<0.50	<2.5	NA	18.01	12.75	5.26	2.1
MW-4	12/05/1997	<50	<0.50	<0.50	<0.50	<0.50	<2.5	NA	18.01	11.37	6.64	1.0
MW-4 (D)	12/05/1997	<50	<0.50	<0.50	<0.50	<0.50	<2.5	NA	18.01	11.37	6.64	1.0
MW-4	02/19/1998	<50	<0.50	<0.50	<0.50	<0.50	<2.5	NA	18.01	5.59	12.42	6.5
MW-4	06/08/1998	<50	<0.30	<0.30	<0.30	<0.60	<10	NA	18.01	5.65	12.36	2.6
MW-4	08/25/1998	NA	NA	NA	NA	NA	NA	NA	18.01	10.98	7.03	2.4
MW-4	12/28/1998	<50.0	<0.500	<0.500	<0.500	<0.500	<2.00	NA	18.01	11.83	6.18	1.3/1.2
MW-4	03/26/1999	NA	NA	NA	NA	NA	NA	NA	18.01	8.40	9.61	1.9
MW-4	06/30/1999	<50.0	<0.500	<0.500	<0.500	<0.500	<5.00	NA	18.01	10.53	7.48	7.6
MW-4	09/30/1999	NA	NA	NA	NA	NA	NA	NA	18.01	11.03	6.98	2.6
MW-4	12/27/1999	<50.0	<0.500	<0.500	<0.500	<0.500	<5.00	NA	18.01	12.53	5.48	1.9/0.8
MW-4	03/07/2000	NA	NA	NA	NA	NA	NA	NA	18.01	7.00	11.01	6.5
MW-4	04/17/2000	<50.0	<0.500	<0.500	<0.500	<0.500	<2.50	NA	18.01	8.57	9.44	5.1/5.1
MW-4	09/21/2000	NA	NA	NA	NA	NA	NA	NA	18.01	12.05	5.96	3.0
MW-4	10/17/2000	<50.0	<0.500	<0.500	<0.500	<0.500	<2.50	NA	18.01	11.96	6.05	5.5/1.2
MW-4	01/09/2001	NA	NA	NA	NA	NA	NA	NA	18.01	12.33	5.68	2.1
MW-4	04/27/2001	<50	<0.50	<0.50	<0.50	<0.50	NA	<0.50	18.01	9.96	8.05	5.3/3.8
MW-4	07/03/2001	NA	NA	NA	NA	NA	NA	NA	18.01	11.35	6.66	4.5
MW-4	12/06/2001	<50	<0.50	<0.50	<0.50	<0.50	NA	<5.0	18.01	10.99	7.02	10.23/6.5
MW-4	01/23/2002	NA	NA	NA	NA	NA	NA	NA	18.01	8.80	9.21	8.8
MW-4	04/17/2002	<50	<0.50	<0.50	<0.50	<0.50	NA	<5.0	18.01	9.75	8.26	7.0/5.1
MW-4	07/18/2002	NA	NA	NA	NA	NA	NA	NA	18.01	11.32	6.69	5.3
MW-4	11/11/2002	<50	<0.50	<0.50	<0.50	<0.50	NA	<5.0	18.01	12.36	5.65	3.6/2.0
MW-4	01/16/2003	NA	NA	NA	NA	NA	NA	NA	18.01	10.33	7.68	6.5
MW-4	03/13/2003	NA	NA	NA	NA	NA	NA	NA	18.01	10.06	7.95	6.5
MW-4	04/23/2003	<50	<0.50	<0.50	<0.50	<1.0	NA	<5.0	18.01	9.57	8.44	5.1/5.7
MW-4	05/13/2003	<50	<0.50	<0.50	<0.50	<1.0	NA	<5.0	18.01	9.55	8.46	2.0/2.5
MW-4	06/13/2003	<50	<0.50	<0.50	<0.50	<1.0	NA	<5.0	18.01	10.50	7.51	5.0/5.6
MW-4	07/14/2003	<50	<0.50	<0.50	<0.50	<1.0	NA	<0.50	18.01	10.86	7.15	3.9/4.2
MW-4	09/29/2003	<50	<0.50	<0.50	<0.50	<1.0	NA	<0.50	18.01	11.74	6.27	1.6/1.4

WELL CONCENTRATIONS
Former Shell Service Station
1230 14th Street
Oakland, CA

Well ID	Date	TPPH (ug/L)	B (ug/L)	T (ug/L)	E (ug/L)	X (ug/L)	MTBE 8020 (ug/L)	MTBE 8260 (ug/L)	TOC (MSL)	Depth to Water (ft.)	GW Elevation (MSL)	DO Reading (ppm)
MW-4	10/29/2003	58 b	<0.50	<0.50	<0.50	<1.0	NA	<0.50	18.01	11.95	6.06	2.4/1.0
MW-4	01/05/2004	<50	<0.50	<0.50	<0.50	<1.0	NA	<0.50	18.01	10.35	7.66	7.4/7.5
MW-4	04/01/2004	<50	<0.50	<0.50	<0.50	<1.0	NA	<0.50	18.01	8.81	9.20	6.0/6.4
MW-4	07/02/2004	<50	<0.50	<0.50	<0.50	<1.0	NA	<0.50	18.01	11.10	6.91	0.8/0.6
MW-4	11/03/2004	<50	<0.50	<0.50	<0.50	<1.0	NA	<0.50	18.01	11.85	6.16	1.3/2.84
MW-4	01/04/2005	<50	<0.50	<0.50	<0.50	<1.0	NA	<0.50	18.01	9.06	8.95	7.12/6.37
MW-4	04/13/2005	<50	<0.50	<0.50	<0.50	<0.50	NA	<0.50	18.01	6.84	11.17	5.81/5.66
MW-4	07/13/2005	<50	<0.50	<0.50	<0.50	<1.0	NA	<0.50	18.01	10.20	7.81	1.87/3.75
MW-4	10/28/2005	<50	<0.50	<0.50	<0.50	<1.0	NA	<0.50	18.01	11.75	6.26	1.4/0.8
MW-4	01/17/2006	<50	<0.50	<0.50	<0.50	<0.50	NA	<0.50	18.01	8.00	10.01	6.4/6.2
MW-5	12/03/2001	NA	NA	NA	NA	NA	NA	NA	18.47	11.86	6.61	NA
MW-5	12/06/2001	31,000	3,000	2,000	1,100	3,000	NA	<50	18.47	11.40	7.07	3.1/3.2
MW-5	01/23/2002	NA	NA	NA	NA	NA	NA	NA	18.47	9.24	9.23	0.9
MW-5	04/17/2002	33,000	3,800	2,400	1,300	4,400	NA	<200	18.47	10.35	8.12	5.3/3.8
MW-5	07/18/2002	NA	NA	NA	NA	NA	NA	NA	18.47	11.82	6.65	0.8
MW-5	11/11/2002	100,000	7,100	12,000	3,000	17,000	NA	5.1	18.47	12.86	5.61	1.2/1.4
MW-5	01/16/2003	NA	NA	NA	NA	NA	NA	NA	18.47	9.57	8.90	0.0
MW-5	03/13/2003	33,000	2,800	2,200	980	4,600	NA	<100	18.47	10.30	8.17	0.5/0.3
MW-5	04/07/2003	NA	NA	NA	NA	NA	NA	NA	18.47	10.29	8.18	NA
MW-5	04/23/2003	33,000	2,900	3,100	960	5,800	NA	<250	18.47	10.15	8.32	0.1/0.1
MW-5	05/13/2003	30,000	2,600	1,500	850	4,500	NA	<250	18.47	10.12	8.35	0.4/0.3
MW-5	06/13/2003	33,000	3,400	2,300	1,000	4,400	NA	<500	18.47	11.00	7.47	0.3/0.3
MW-5	07/14/2003	41,000	5,100	3,500	1,400	5,100	NA	<50	18.47	11.39	7.08	0.5/0.5
MW-5	09/29/2003	59,000	6,600	4,200	1,500	6,500	NA	<50	18.47	12.24	6.23	0.6/0.5
MW-5	10/29/2003	45,000	6,800	3,500	1,500	6,400	NA	21	18.47	12.45	6.02	0.5/0.3
MW-5	01/05/2004	26,000	4,900	1,700	1,100	3,300	NA	<50	18.47	9.97	8.50	0.9/1.2
MW-5	04/01/2004	29,000	5,300	2,700	880	2,900	NA	<50	18.47	9.43	9.04	0.3/1.0
MW-5	07/02/2004	19,000	5,300	740	1,100	1,400	NA	<50	18.47	11.62	6.85	0.4/0.5
MW-5	11/03/2004	31,000	7,500	2,300	1,400	4,400	NA	<50	18.47	12.26	6.21	2.5/1.9

WELL CONCENTRATIONS
Former Shell Service Station
1230 14th Street
Oakland, CA

Well ID	Date	TPPH (ug/L)	B (ug/L)	T (ug/L)	E (ug/L)	X (ug/L)	MTBE 8020 (ug/L)	MTBE 8260 (ug/L)	TOC (MSL)	Depth to Water (ft.)	GW Elevation (MSL)	DO Reading (ppm)
MW-5	01/04/2005	18,000	3,500	1,200	730	2,300	NA	<25	18.47	9.13	9.34	0.44/1.64
MW-5	04/13/2005	7,000	100	460	180	880	NA	<1.0	18.47	7.60	10.87	0.17/0.45
MW-5	07/13/2005	9,400	2,400	840	440	1,100	NA	<13	18.47	10.63	7.84	0.13/0.27
MW-5	10/28/2005	28,000	16,000	2,900	1,400	3,100	NA	<50	18.47	12.14	6.33	0.3/1.3
MW-5	01/17/2006	6,700	1,200	720	400	1,500	NA	1.3	18.47	8.52	9.95	0.6/2.6
MW-6	12/03/2001	NA	NA	NA	NA	NA	NA	NA	18.84	12.19	6.65	NA
MW-6	12/06/2001	76	5.7	3.8	1.4	7.0	NA	<5.0	18.84	11.70	7.14	6.3/6.1
MW-6	01/23/2002	NA	NA	NA	NA	NA	NA	NA	18.84	9.57	9.27	8.7
MW-6	04/17/2002	<50	<0.50	<0.50	<0.50	<0.50	NA	<5.0	18.84	10.73	8.11	9.8/9.1
MW-6	07/18/2002	NA	NA	NA	NA	NA	NA	NA	18.84	12.27	6.57	1.7
MW-6	11/11/2002	580	55	<0.50	<0.50	2.8	NA	<5.0	18.84	13.24	5.60	0.3/0.6
MW-6	01/16/2003	NA	NA	NA	NA	NA	NA	NA	18.84	9.89	8.95	6.4
MW-6	03/13/2003	NA	NA	NA	NA	NA	NA	NA	18.84	10.66	8.18	5.5
MW-6	04/23/2003	<50	<0.50	<0.50	<0.50	<1.0	NA	<5.0	18.84	10.57	8.27	3.7/4.4
MW-6	05/13/2003	<50	<0.50	<0.50	<0.50	<1.0	NA	<5.0	18.84	10.56	8.28	3.5/3.0
MW-6	06/13/2003	<50	<0.50	<0.50	<0.50	<1.0	NA	<5.0	18.84	11.48	7.36	2.7/3.1
MW-6	07/14/2003	230 b	3.4	<0.50	<0.50	<1.0	NA	<0.50	18.84	11.83	7.01	1.8/1.3
MW-6	09/29/2003	910 b	46	<2.5	<2.5	<5.0	NA	<2.5	18.84	12.70	6.14	1.1/1.0
MW-6	10/29/2003	830	38	0.53	<0.50	3.3	NA	0.60	18.84	12.91	5.93	1.2/0.9
MW-6	01/05/2004	93	0.92	<0.50	<0.50	<1.0	NA	<0.50	18.84	10.35	8.49	6.2/4.3
MW-6	04/01/2004	<50	<0.50	<0.50	<0.50	<1.0	NA	<0.50	18.84	9.80	9.04	3.5/3.4
MW-6	07/02/2004	370	3.0	<0.50	<0.50	<1.0	NA	<0.50	18.84	12.09	6.75	0.6/1.0
MW-6	11/03/2004	540	22	0.73	<0.50	1.5	NA	0.82	18.84	12.84	6.00	2.28/0.84
MW-6	01/04/2005	<50	<0.50	<0.50	<0.50	<1.0	NA	<0.50	18.84	9.55	9.29	6.71/5.16
MW-6	04/13/2005	<50	<0.50	<0.50	<0.50	<0.50	NA	<0.50	18.84	7.89	10.95	2.99/2.87
MW-6	07/13/2005	170	6.2	1.1	<0.50	<1.0	NA	0.71	18.84	11.13	7.71	0.10/1.32
MW-6	10/28/2005	490	22	<0.50	<0.50	<1.0	NA	<0.50	18.84	12.74	6.10	0.6/0.3
MW-6	01/17/2006	<50	<0.50	<0.50	<0.50	<0.50	NA	<0.50	18.84	8.80	10.04	5.3/4.9

WELL CONCENTRATIONS
Former Shell Service Station
1230 14th Street
Oakland, CA

Well ID	Date	TPPH (ug/L)	B (ug/L)	T (ug/L)	E (ug/L)	X (ug/L)	MTBE 8020 (ug/L)	MTBE 8260 (ug/L)	TOC (MSL)	Depth to Water (ft.)	GW Elevation (MSL)	DO Reading (ppm)
MW-7	12/03/2001	NA	NA	NA	NA	NA	NA	NA	19.20	12.66	6.54	NA
MW-7	12/06/2001	1,800	390	<2.0	6.2	<2.0	NA	<20	19.20	12.20	7.00	3.9/3.8
MW-7	01/23/2002	NA	NA	NA	NA	NA	NA	NA	19.20	10.00	9.20	9.4
MW-7	04/17/2002	<50	<0.50	<0.50	<0.50	<0.50	NA	<5.0	19.20	11.21	7.99	8.8/7.3
MW-7	07/18/2002	NA	NA	NA	NA	NA	NA	NA	19.20	12.69	6.51	0.8
MW-7	11/11/2002	3,000	190	<0.50	<0.50	4.3	NA	5.2	19.20	13.69	5.51	0.4/0.8
MW-7	01/16/2003	NA	NA	NA	NA	NA	NA	NA	19.20	10.36	8.84	7.9
MW-7	03/13/2003	NA	NA	NA	NA	NA	NA	NA	19.20	11.16	8.04	5.2
MW-7	04/23/2003	250	48	<0.50	<0.50	<1.0	NA	<5.0	19.20	11.02	8.18	3.2/1.3
MW-7	05/13/2003	1,700	550	<2.5	<2.5	<5.0	NA	<25	19.20	11.00	8.20	2.0/1.5
MW-7	06/13/2003	1,500 b	470	<2.5	<2.5	<5.0	NA	<25	19.20	11.90	7.30	1.8/1.6
MW-7	07/14/2003	1300 b	1,200	<10	<10	<20	NA	<10	19.20	12.29	6.91	0.4/0.2
MW-7	09/29/2003	5,200	1,200	<10	<10	<20	NA	<10	19.20	13.12	6.08	0.9/0.9
MW-7	10/29/2003	4,800	1,100	<5.0	<5.0	<10	NA	8.9	19.20	13.34	5.86	0.4/0.3
MW-7	01/05/2004	53	6.7	<0.50	<0.50	<1.0	NA	<0.50	19.20	10.85	8.35	1.4/2.3
MW-7	04/01/2004	<50	<0.50	<0.50	<0.50	<1.0	NA	<0.50	19.20	10.28	8.92	5.5/6.2
MW-7	07/02/2004	8,100 d	3,400	<25	<25	<50	NA	<25	19.20	12.48	6.72	0.8/0.8
MW-7	11/03/2004	3,700	1,200	<5.0	<5.0	<10	NA	<5.0	19.20	13.25	5.95	1.9/0.8
MW-7	01/04/2005	<50	2.0	<0.50	<0.50	<1.0	NA	<0.50	19.20	10.02	9.18	6.31/5.71
MW-7	04/13/2005	<50	<0.50	<0.50	<0.50	<0.50	NA	<0.50	19.20	8.46	10.74	5.87/5.89
MW-7	07/13/2005	1,100	380	9.2	<2.5	37	NA	<2.5	19.20	11.57	7.63	0.30/0.33
MW-7	10/28/2005	5,100	2,900	<13	<13	<25	NA	<13	19.20	13.15	6.05	0.6/0.9
MW-7	01/17/2006	<50	<0.50	<0.50	<0.50	<0.50	NA	<0.50	19.20	9.30	9.90	6.4/7.4
VW/MW-2	03/25/1996	13,000	900	920	180	1,500	<250	NA	18.30	9.04	9.26	NA
VW/MW-2	06/21/1996	27,000	4,100	1,100	1,400	3,200	700	NA	18.30	10.48	7.82	NA
VW/MW-2	09/26/1996	27,000	5,300	1,900	980	2,200	<500	NA	18.30	12.52	5.78	NA
VW/MW-2 (D)	09/26/1996	29,000	5,800	2,200	1,100	2,500	<250	NA	18.30	12.52	5.78	NA
VW/MW-2	12/19/1996	50,000	6,200	5,100	1,700	5,600	590	NA	18.30	12.42	5.88	NA
VW/MW-2	03/25/1997	210	5.6	<0.50	0.52	<0.50	14	NA	18.30	9.83	8.47	2.0

WELL CONCENTRATIONS
Former Shell Service Station
1230 14th Street
Oakland, CA

Well ID	Date	TPPH (ug/L)	B (ug/L)	T (ug/L)	E (ug/L)	X (ug/L)	MTBE 8020 (ug/L)	MTBE 8260 (ug/L)	TOC (MSL)	Depth to Water (ft.)	GW Elevation (MSL)	DO Reading (ppm)
VW/MW-2 (D)	03/25/1997	250	1.7	0.58	0.51	<0.50	4.7	NA	18.30	9.83	8.47	2.0
VW/MW-2	06/26/1997	NA	NA	NA	NA	NA	NA	NA	18.30	12.43	5.87	NA
VW/MW-2	09/26/1997	NA	NA	NA	NA	NA	NA	NA	18.30	12.98	5.32	0.9
VW/MW-2	12/05/1997	NA	NA	NA	NA	NA	NA	NA	18.30	12.20	6.10	0.4
VW/MW-2	02/19/1998	<50	1.5	<0.50	<0.50	0.71	<2.5	NA	18.30	5.83	12.47	3.6
VW/MW-2	06/08/1998	NA	NA	NA	NA	NA	NA	NA	18.30	5.80	12.50	1.0
VW/MW-2	08/25/1998	NA	NA	NA	NA	NA	NA	NA	18.30	11.72	6.58	4.8
VW/MW-2	12/28/1998	NA	NA	NA	NA	NA	NA	NA	18.30	11.69	6.61	2.7
VW/MW-2	03/26/1999	NA	NA	NA	NA	NA	NA	NA	18.30	8.75	9.55	2.8
VW/MW-2	06/30/1999	NA	NA	NA	NA	NA	NA	NA	18.30	10.72	7.58	4.7
VW/MW-2	09/30/1999	NA	NA	NA	NA	NA	NA	NA	18.30	12.24	6.06	4.9
VW/MW-2	12/27/1999	13,500	1,330	1,310	490	1,400	<250	NA	18.30	13.92	4.38	2.1/1.9
VW/MW-2	01/21/2000	12,100	2,200	1,080	429	1,120	<250	NA	18.30	13.26	5.04	2.8
VW/MW-2	03/07/2000	NA	NA	NA	NA	NA	NA	NA	18.28	7.87	10.41	3.7
VW/MW-2	04/17/2000	NA	NA	NA	NA	NA	NA	NA	18.28	9.65	8.63	3.7/4.1
VW/MW-2	04/18/2000	<50.0	<0.500	<0.500	<0.500	<0.500	<2.50	NA	18.28	NA	NA	NA
VW/MW-2	09/21/2000	NA	NA	NA	NA	NA	NA	NA	18.28	12.75	5.53	6.2
VW/MW-2	10/17/2000	4,070	763	589	214	501	<50.0	NA	18.28	12.21	6.07	0.8/0.7
VW/MW-2	01/09/2001	NA	NA	NA	NA	NA	NA	NA	18.28	12.51	5.77	0.7
VW/MW-2	04/27/2001	80	5.7	<0.50	2.7	4.9	NA	<0.50	18.28	10.21	8.07	2.3/2.8
VW/MW-2	07/03/2001	NA	NA	NA	NA	NA	NA	NA	18.28	11.60	6.68	0.6
VW/MW-2	12/06/2001	160	1.7	1.0	1.8	4.6	NA	<5.0	18.28	11.15	7.13	3.7/2.3
VW/MW-2	01/23/2002	NA	NA	NA	NA	NA	NA	NA	18.28	9.07	9.21	0.5
VW/MW-2	04/17/2002	<50	2.1	<0.50	<0.50	<0.50	NA	<5.0	18.28	10.11	8.17	4.9/4.4
VW/MW-2	07/18/2002	NA	NA	NA	NA	NA	NA	NA	18.28	11.61	6.67	0.9
VW/MW-2	11/11/2002	15,000	1,300	1,300	680	1,800	NA	<5.0	18.28	12.63	5.65	0.2/0.2
VW/MW-2	01/16/2003	NA	NA	NA	NA	NA	NA	NA	18.28	9.35	8.93	0.4
VW/MW-2	03/13/2003	NA	NA	NA	NA	NA	NA	NA	18.28	10.09	8.19	0.8
VW/MW-2	04/07/2003	NA	NA	NA	NA	NA	NA	NA	18.28	10.09	8.19	NA
VW/MW-2	04/23/2003	1,100	76	29	45	66	NA	<5.0	18.28	9.95	8.33	0.8/0.3

WELL CONCENTRATIONS
Former Shell Service Station
1230 14th Street
Oakland, CA

Well ID	Date	TPPH (ug/L)	B (ug/L)	T (ug/L)	E (ug/L)	X (ug/L)	MTBE 8020 (ug/L)	MTBE 8260 (ug/L)	TOC (MSL)	Depth to Water (ft.)	GW Elevation (MSL)	DO Reading (ppm)
VW/MW-2	05/13/2003	1,200	38	16	16	24	NA	<5.0	18.28	9.90	8.38	0.2/0.2
VW/MW-2	06/13/2003	9,600	1,300	1,100	440	890	NA	<250	18.28	10.80	7.48	0.2/0.5
VW/MW-2	07/14/2003	11,000	1,300	1,800	430	1,500	NA	<5.0	18.28	11.20	7.08	0.5/0.5
VW/MW-2	09/29/2003	12,000	860	980	410	1,100	NA	<10	18.28	12.05	6.23	0.4/0.4
VW/MW-2	10/29/2003	12,000	1,100	940	530	1,200	NA	<10	18.28	12.29	5.99	0.7/0.3
VW/MW-2	01/05/2004	190 b	<0.50	<0.50	<0.50	<1.0	NA	<0.50	18.28	9.82	8.46	2.8/1.8
VW/MW-2	04/01/2004	410	1.4	0.54	1.6	1.0	NA	<0.50	18.28	9.24	9.04	1.7/0.1
VW/MW-2	07/02/2004	5,500	440	370	170	410	NA	<2.5	18.28	11.33	6.95	0.5/0.4
VW/MW-2	11/03/2004	3,800	260	210	150	600	NA	<2.5	18.28	12.14	6.14	0.9/1.4
VW/MW-2	01/04/2005	280	5.8	20	7.8	26	NA	<0.50	18.28	9.03	9.25	1.66/2.66
VW/MW-2	04/13/2005	<50	<0.50	<0.50	<0.50	<0.50	NA	<0.50	18.28	7.38	10.90	0.79/0.58
VW/MW-2	07/13/2005	350	19	9.3	9.8	14	NA	<0.50	18.28	10.45	7.83	0.10/0.08
VW/MW-2	10/28/2005	3,400	440	350	150	320	NA	<2.5	18.28	11.98	6.30	0.4/0.1
VW/MW-2	01/17/2006	700	3.1	5.1	7.7	66	NA	<0.50	18.28	8.34	9.94	2.7/1.6
VW/MW-4	03/25/1996	83,000	6,500	7,000	2,000	11,000	<250	NA	18.14	8.45	9.69	NA
VW/MW-4 (D)	03/25/1996	84,000	6,400	7,000	2,100	12,000	<250	NA	18.14	8.45	9.69	NA
VW/MW-4	06/21/1996	110,000	14,000	15,000	3,700	17,000	1,700	NA	18.14	10.38	7.76	NA
VW/MW-4 (D)	06/21/1996	100,000	12,000	12,000	2,900	13,000	<1,000	NA	18.14	10.38	7.76	NA
VW/MW-4	09/26/1996	52,000	13,000	2,700	2,100	3,200	<500	NA	18.14	12.43	5.71	NA
VW/MW-4	12/19/1996	75,000	15,000	6,600	3,000	7,600	<1,250	NA	18.14	11.87	6.27	NA
VW/MW-4	03/25/1997	56,000	4,700	1,500	2,500	6,300	580	NA	18.14	9.60	8.54	2.4
VW/MW-4	06/26/1997	NA	NA	NA	NA	NA	NA	NA	18.14	12.36	5.78	NA
VW/MW-4	09/26/1997	NA	NA	NA	NA	NA	NA	NA	18.14	12.82	5.32	0.4
VW/MW-4	12/05/1997	NA	NA	NA	NA	NA	NA	NA	18.14	12.15	5.99	0.3
VW/MW-4	02/19/1998	4,100	320	40	44	520	<50	NA	18.14	5.85	12.29	1.8
VW/MW-4 (D)	02/19/98	4,300	340	44	47	540	<50	NA	18.14	5.85	12.29	1.8
VW/MW-4	06/08/1998	NA	NA	NA	NA	NA	NA	NA	18.14	5.87	12.27	1.8
VW/MW-4	08/25/1998	NA	NA	NA	NA	NA	NA	NA	18.14	10.96	7.18	2.5
VW/MW-4	12/28/1998	NA	NA	NA	NA	NA	NA	NA	18.14	11.28	6.86	0.9

WELL CONCENTRATIONS
Former Shell Service Station
1230 14th Street
Oakland, CA

Well ID	Date	TPPH (ug/L)	B (ug/L)	T (ug/L)	E (ug/L)	X (ug/L)	MTBE 8020 (ug/L)	MTBE 8260 (ug/L)	TOC (MSL)	Depth to Water (ft.)	GW Elevation (MSL)	DO Reading (ppm)
VW/MW-4	03/26/1999	NA	NA	NA	NA	NA	NA	NA	18.14	8.45	9.69	1.9
VW/MW-4	06/30/1999	NA	NA	NA	NA	NA	NA	NA	18.14	9.70	8.44	3.6
VW/MW-4	09/30/1999	NA	NA	NA	NA	NA	NA	NA	18.14	11.78	6.36	2.6
VW/MW-4	12/27/1999	33,900	3,740	2,000	1,130	5,090	587	NA	18.14	12.63	5.51	0.4/0.2
VW/MW-4	01/21/2000	13,900	1,560	568	227	1,990	<500	21.0a	18.14	13.07	5.07	1.0
VW/MW-4	03/07/2000	NA	NA	NA	NA	NA	NA	NA	18.13	7.82	10.31	0.9
VW/MW-4	04/17/2000	NA	NA	NA	NA	NA	NA	NA	18.13	9.18	8.95	1.4/1.9
VW/MW-4	04/18/2000	757	103	8.59	30.8	84.2	<25.0	NA	18.13	NA	NA	NA
VW/MW-4	09/21/2000	NA	NA	NA	NA	NA	NA	NA	18.13	12.18	5.95	5.0
VW/MW-4	10/17/2000	8,360	2,060	391	468	1,170	147	NA	18.13	12.03	6.10	0.7/0.8
VW/MW-4	01/09/2001	NA	NA	NA	NA	NA	NA	NA	18.13	12.42	5.71	0.9
VW/MW-4	04/27/2001	7,100	2,300	50	460	250	NA	<10	18.13	10.13	8.00	1.0/1.4
VW/MW-4	07/03/2001	NA	NA	NA	NA	NA	NA	NA	18.13	11.42	6.71	1.2
VW/MW-4	12/06/2001	7,700	750	90	300	350	NA	<25	18.13	11.02	7.11	2.5/1.9
VW/MW-4	01/23/2002	NA	NA	NA	NA	NA	NA	NA	18.13	8.89	9.24	0.4
VW/MW-4	04/17/2002	4,800	760	27	240	150	NA	<25	18.13	9.89	8.24	4.7/5.1
VW/MW-4	07/18/2002	NA	NA	NA	NA	NA	NA	NA	18.13	11.37	6.76	0.6
VW/MW-4	11/11/2002	14,000	2,800	480	700	1,300	NA	<100	18.13	12.41	5.72	0.3/0.3
VW/MW-4	01/16/2003	NA	NA	NA	NA	NA	NA	NA	18.13	9.17	8.96	0.8
VW/MW-4	03/13/2003	NA	NA	NA	NA	NA	NA	NA	18.13	9.85	8.28	1.1
VW/MW-4	04/23/2003	2,400	710	28	160	100	NA	<50	18.13	9.74	8.39	0.2/0.05
VW/MW-4	05/13/2003	3,300	720	35	170	160	NA	<50	18.13	9.70	8.43	0.2/0.2
VW/MW-4	06/13/2003	8,200	1,700	220	460	790	NA	<250	18.13	10.55	7.58	0.3/0.3
VW/MW-4	07/14/2003	3,700	900	190	220	540	NA	<10	18.13	10.90	7.23	0.5/0.4
VW/MW-4	09/29/2003	7,500	1,800	300	390	860	NA	<20	18.13	11.83	6.30	0.5/0.6
VW/MW-4	10/29/2003	10,000	2,600	400	510	1,200	NA	<13	18.13	12.03	6.10	0.5/0.4
VW/MW-4	01/05/2004	1,000	70	12	30	56	NA	<1.0	18.13	9.60	8.53	1.7/1.2
VW/MW-4	04/01/2004	1,000	64	7.0	22	18	NA	<1.0	18.13	9.00	9.13	0.6/0.1
VW/MW-4	07/02/2004	5,600	1,500	57	380	180	NA	<10	18.13	11.00	7.13	0.4/0.4
VW/MW-4	11/03/2004	9,400	2,400	210	560	890	NA	<10	18.13	11.85	6.28	1.5/2.1

WELL CONCENTRATIONS
Former Shell Service Station
1230 14th Street
Oakland, CA

Well ID	Date	TPPH (ug/L)	B (ug/L)	T (ug/L)	E (ug/L)	X (ug/L)	MTBE 8020 (ug/L)	MTBE 8260 (ug/L)	TOC (MSL)	Depth to Water (ft.)	GW Elevation (MSL)	DO Reading (ppm)
VW/MW-4	01/04/2005	110	12	<0.50	2.3	<1.0	NA	<0.50	18.13	8.89	9.24	2.40/1.05
VW/MW-4	04/13/2005	<50	<0.50	<0.50	<0.50	<0.50	NA	<0.50	18.13	7.25	10.88	1.55/0.52
VW/MW-4	07/13/2005	1,300	520	5.1	100	17	NA	<2.5	18.13	10.20	7.93	0.08/0.08
VW/MW-4	10/28/2005	2,500	830	44	170	140	NA	5.4	18.13	11.84	6.29	0.6/0.2
VW/MW-4	01/17/2006	<50	<0.50	<0.50	0.56	<0.50	NA	<0.50	18.13	8.05	10.08	2.7/0.6
VW/AS-1	03/25/1996	NA	NA	NA	NA	NA	NA	NA	18.60	8.98	9.62	NA
VW/AS-1	06/21/1996	NA	NA	NA	NA	NA	NA	NA	18.60	10.95	7.65	NA
VW/AS-1	09/26/1996	NA	NA	NA	NA	NA	NA	NA	18.60	12.98	5.62	NA
VW/AS-1	12/19/1996	NA	NA	NA	NA	NA	NA	NA	18.60	12.67	5.93	NA
VW/AS-1	03/25/1997	NA	NA	NA	NA	NA	NA	NA	18.60	10.12	8.48	NA
VW/AS-1	06/26/1997	NA	NA	NA	NA	NA	NA	NA	18.60	12.34	6.26	NA
VW/AS-1	09/26/1997	NA	NA	NA	NA	NA	NA	NA	18.60	13.40	5.20	NA
VW/AS-1	12/05/1997	NA	NA	NA	NA	NA	NA	NA	18.60	11.96	6.64	5.2
VW/AS-1	02/19/1998	NA	NA	NA	NA	NA	NA	NA	18.60	6.22	12.38	1.3
VW/AS-1	06/08/1998	NA	NA	NA	NA	NA	NA	NA	18.60	6.20	12.40	1.0
VW/AS-1	08/25/1998	NA	NA	NA	NA	NA	NA	NA	18.60	11.59	7.01	1.6
VW/AS-1	12/28/1998	NA	NA	NA	NA	NA	NA	NA	18.60	11.74	6.86	1.3
VW/AS-1	03/26/1999	NA	NA	NA	NA	NA	NA	NA	18.60	9.20	9.40	1.3
VW/AS-1	06/30/1999	NA	NA	NA	NA	NA	NA	NA	18.60	11.08	7.52	2.1
VW/AS-1	09/30/1999	NA	NA	NA	NA	NA	NA	NA	18.60	11.94	6.66	1.9
VW/AS-1	12/27/1999	8,940	2,000	95.7	1,200	570	606	NA	18.60	11.01	7.59	1.6/1.8
VW/AS-1	03/07/2000	NA	NA	NA	NA	NA	NA	NA	18.59	7.35	11.24	NA
VW/AS-1	04/17/2000	NA	NA	NA	NA	NA	NA	NA	18.59	9.08	9.51	1.9/2.0
VW/AS-1	04/18/2000	20,800	6,550	1,220	2,270	1,720	<250	NA	18.59	NA	NA	NA
VW/AS-1	09/21/2000	NA	NA	NA	NA	NA	NA	NA	18.59	11.98	6.61	2.1
VW/AS-1	10/17/2000	38,400	7,240	5,980	1,960	5,730	534	72.4	18.59	12.62	5.97	2.5/1.0
VW/AS-1	01/09/2001	NA	NA	NA	NA	NA	NA	NA	18.59	13.03	5.56	1.9
VW/AS-1	04/27/2001	34,000	8,000	2,100	2,500	2,000	NA	<25	18.59	10.71	7.88	2.9/2.1
VW/AS-1	07/03/2001	NA	NA	NA	NA	NA	NA	NA	18.59	12.03	6.56	2.0

WELL CONCENTRATIONS
Former Shell Service Station
1230 14th Street
Oakland, CA

Well ID	Date	TPPH (ug/L)	B (ug/L)	T (ug/L)	E (ug/L)	X (ug/L)	MTBE 8020 (ug/L)	MTBE 8260 (ug/L)	TOC (MSL)	Depth to Water (ft.)	GW Elevation (MSL)	DO Reading (ppm)
VW/AS-1	12/06/2001	6,000	990	35	820	59	NA	<25	18.59	11.63	6.96	1.2/0.8
VW/AS-1	01/23/2002	NA	NA	NA	NA	NA	NA	NA	18.59	9.34	9.25	0.9
VW/AS-1	04/17/2002	12,000	2,900	57	1,400	98	NA	<200	18.59	10.41	8.18	3.3/2.9
VW/AS-1	07/18/2002	NA	NA	NA	NA	NA	NA	NA	18.59	12.13	6.46	0.3
VW/AS-1	11/11/2002	2,200	340	7.3	250	24	NA	<20	18.59	13.15	5.44	1.2/1.3
VW/AS-1	01/16/2003	NA	NA	NA	NA	NA	NA	NA	18.59	9.73	8.86	2.3
VW/AS-1	03/13/2003	11,000	2,500	55	1,800	170	NA	<100	18.59	10.45	8.14	2.1/1.9
VW/AS-1	04/07/2003	NA	NA	NA	NA	NA	NA	NA	18.59	10.40	8.19	NA
VW/AS-1	04/23/2003	9,500	4,100	200	1,400	200	NA	<250	18.59	10.28	8.31	1.2/0.4
VW/AS-1	05/13/2003	9,700	2,300	110	1,100	140	NA	<250	18.59	10.26	8.33	0.5/2.0
VW/AS-1	06/13/2003	9,300	2,300	77	820	<100	NA	<500	18.59	11.15	7.44	1.0/0.5
VW/AS-1	07/15/2003	5,500	2,000	230	620	360	NA	20	18.59	11.62	6.97	1.8/1.9
VW/AS-1	09/29/2003	9,600	2,300	100	1,200	670	NA	<20	18.59	12.48	6.11	2.3/3.6
VW/AS-1	10/29/2003	10,000	2,000	39	1,000	370	NA	16	18.59	12.73	5.86	3.3/3.6
VW/AS-1	01/05/2004	2,000	710	18	410	18	NA	13	18.59	10.25	8.34	3.0/2.8
VW/AS-1	04/01/2004	27,000	9,100	1,200	2,200	1,400	NA	<50	18.52 c	9.60	8.92	1.0/1.4
VW/AS-1	07/02/2004	18,000	6,500	170	1,200	1,200	NA	<50	18.52	11.80	6.72	3.2/0.8
VW/AS-1	11/03/2004	4,500	1,700	23	280	55	NA	9.8	18.52	12.56	5.96	1.7/1.9
VW/AS-1	01/04/2005	7,500	2,500	74	540	110	NA	<13	18.52	9.50	9.02	1.19/0.53
VW/AS-1	04/13/2005	34,000	6,600	290	930	2,100	NA	<15	18.52	7.84	10.68	1.60/1.88
VW/AS-1	07/13/2005	NA	NA	NA	NA	NA	NA	NA	18.52	10.90	7.62	NA
VW/AS-1	07/22/2005	8,200	5,900	86	340	320	NA	<25	18.52	10.96	7.56	1.7/1.0
VW/AS-1	10/28/2005	2,100	1,300	18	63	21	NA	<5.0	18.52	12.30	6.22	0.5/1.6
VW/AS-1	01/17/2006	6,200 g	2,900	190	400	600	NA	4.7	18.52	8.65	9.87	1.4/1.0
VW/AS-3	03/25/1996	NA	NA	NA	NA	NA	NA	NA	18.17	8.50	9.67	NA
VW/AS-3	06/21/1996	NA	NA	NA	NA	NA	NA	NA	18.17	10.42	7.75	NA
VW/AS-3	09/26/1996	NA	NA	NA	NA	NA	NA	NA	18.17	12.49	5.68	NA

WELL CONCENTRATIONS
Former Shell Service Station
1230 14th Street
Oakland, CA

Well ID	Date	TPPH (ug/L)	B (ug/L)	T (ug/L)	E (ug/L)	X (ug/L)	MTBE 8020 (ug/L)	MTBE 8260 (ug/L)	TOC (MSL)	Depth to Water (ft.)	GW Elevation (MSL)	DO Reading (ppm)
VW/AS-3	12/19/1996	NA	NA	NA	NA	NA	NA	NA	18.17	12.28	5.89	NA
VW/AS-3	03/25/1997	NA	NA	NA	NA	NA	NA	NA	18.17	9.61	8.56	NA
VW/AS-3	06/26/1997	NA	NA	NA	NA	NA	NA	NA	18.17	11.80	6.37	NA
VW/AS-3	09/26/1997	NA	NA	NA	NA	NA	NA	NA	18.17	12.89	5.28	NA
VW/AS-3	12/05/1997	NA	NA	NA	NA	NA	NA	NA	18.17	11.38	6.79	1.8
VW/AS-3	02/19/1998	NA	NA	NA	NA	NA	NA	NA	18.17	6.24	11.93	1.3
VW/AS-3	06/08/1998	NA	NA	NA	NA	NA	NA	NA	18.17	6.25	11.92	1.2
VW/AS-3	08/25/1998	NA	NA	NA	NA	NA	NA	NA	18.17	11.43	6.74	1.3
VW/AS-3	12/28/1998	NA	NA	NA	NA	NA	NA	NA	18.17	11.63	6.54	1.7
VW/AS-3	03/26/1999	NA	NA	NA	NA	NA	NA	NA	18.17	8.92	9.25	1.5
VW/AS-3	06/30/1999	NA	NA	NA	NA	NA	NA	NA	18.17	10.71	7.46	2.5
VW/AS-3	09/30/1999	NA	NA	NA	NA	NA	NA	NA	18.17	11.78	6.39	1.5
VW/AS-3	12/27/1999	488	47.9	2.60	16.9	8.50	35.4	NA	18.17	12.57	5.60	1.5/2.1
VW/AS-3	03/07/2000	NA	NA	NA	NA	NA	NA	NA	18.14	4.82	13.32	NA
VW/AS-3	04/17/2000	NA	NA	NA	NA	NA	NA	NA	18.14	8.69	9.45	2.0/2.4
VW/AS-3	04/18/2000	3,110	871	<5.00	141	56.8	78.2	NA	18.14	NA	NA	NA
VW/AS-3	09/21/2000	NA	NA	NA	NA	NA	NA	NA	18.14	11.65	6.49	2.5
VW/AS-3	10/17/2000	7,730	2,700	<50.0	542	344	<250	42.1	18.14	12.13	6.01	1.6/1.0
VW/AS-3	01/09/2001	NA	NA	NA	NA	NA	NA	NA	18.14	12.51	5.63	2.2
VW/AS-3	04/27/2001	14,000	3,900	62	690	560	NA	46	18.14	10.20	7.94	2.8/1.6
VW/AS-3	07/03/2001	NA	NA	NA	NA	NA	NA	NA	18.14	11.55	6.59	2.6
VW/AS-3	12/06/2001	5,000	1,200	19	380	320	NA	<50	18.14	11.10	7.04	0.9/1.1
VW/AS-3	01/23/2002	NA	NA	NA	NA	NA	NA	NA	18.14	8.93	9.21	1.1
VW/AS-3	04/17/2002	17,000	5,000	<25	1,100	390	NA	<250	18.14	10.00	8.14	3.2/3.2
VW/AS-3	07/18/2002	NA	NA	NA	NA	NA	NA	NA	18.14	11.49	6.65	0.4
VW/AS-3	11/11/2002	1,700	290	1.5	150	2.8	NA	<10	18.14	12.43	5.71	1.0/1.1
VW/AS-3	01/16/2003	NA	NA	NA	NA	NA	NA	NA	18.14	9.32	8.82	4.7
VW/AS-3	03/13/2003	NA	NA	NA	NA	NA	NA	NA	18.14	9.88	8.26	2.7
VW/AS-3	04/23/2003	150	47	0.67	8.5	3.2	NA	<5.0	18.14	9.85	8.29	2.1/0.7
VW/AS-3	05/13/2003	440	35	<0.50	1.7	<1.0	NA	<5.0	18.14	9.81	8.33	1.4/1.8

WELL CONCENTRATIONS
Former Shell Service Station
1230 14th Street
Oakland, CA

Well ID	Date	TPPH (ug/L)	B (ug/L)	T (ug/L)	E (ug/L)	X (ug/L)	MTBE 8020 (ug/L)	MTBE 8260 (ug/L)	TOC (MSL)	Depth to Water (ft.)	GW Elevation (MSL)	DO Reading (ppm)
VW/AS-3	06/13/2003	580	71	<2.5	40	<5.0	NA	<25	18.14	10.77	7.37	1.1/0.6
VW/AS-3	07/14/2003	1,100	120	4.9	63	9.3	NA	16	18.14	11.12	7.02	2.0/2.2
VW/AS-3	09/29/2003	160	54	2.2	6.9	8.7	NA	1.1	18.14	12.02	6.12	4.1/1.6
VW/AS-3	10/29/2003	350	16	<0.50	1.1	<1.0	NA	6.3	18.14	12.25	5.89	3.2/1.6
VW/AS-3	01/05/2004	2,700	870	39	130	250	NA	5.5	18.14	9.74	8.40	3.6/2.8
VW/AS-3	04/01/2004	1,300	240	4.1	36	45	NA	12	18.14	9.06	9.08	1.1/1.0
VW/AS-3	07/02/2004	610	59	<1.0	3.6	<2.0	NA	10	18.14	11.29	6.85	2.0/2.2
VW/AS-3	11/03/2004	200	<0.50	<0.50	<0.50	<1.0	NA	10	18.14	12.02	6.12	2.1/2.3
VW/AS-3	01/04/2005	2,500	730	42	36	190	NA	<10	18.14	8.99	9.15	1.72/1.36
VW/AS-3	04/13/2005	<50	1.6	<0.50	<0.50	<0.50	NA	0.61	18.14	7.25	10.89	2.85/3.04
VW/AS-3	07/13/2005	NA	NA	NA	NA	NA	NA	NA	18.14	10.30	7.84	NA
VW/AS-3	07/22/2005	160	36	0.65	<0.50	2.5	NA	2.6	18.14	10.51	7.63	1.4/1.3
VW/AS-3	10/28/2005	100	<0.50	<0.50	<0.50	<1.0	NA	1.7	18.14	11.93	6.21	1.6/0.9
VW/AS-3	01/17/2006	1,400	510	29	16	47	NA	5.4	18.14	8.25	9.89	1.9/0.8

Abbreviations:

TPPH = Total petroleum hydrocarbons as gasoline by EPA Method 8260B; prior to April 27, 2001, analyzed by EPA Method 8015.

BTEX = benzene, toluene, ethylbenzene, xylenes by EPA Method 8260B; prior to April 27, 2001, analyzed by EPA Method 8020.

MTBE = Methyl tertiary butyl ether

TOC = Top of Casing Elevation

GW = Groundwater

DO = Dissolved Oxygen

NA = Not applicable

ug/L = Parts per billion

ppm = Parts per million

MSL = Mean sea level

ft. = Feet

<n = Below detection limit

(D) = Duplicate sample

n/n = Pre-purge/Post-purge DO Readings

WELL CONCENTRATIONS
Former Shell Service Station
1230 14th Street
Oakland, CA

Well ID	Date	TPPH (ug/L)	B (ug/L)	T (ug/L)	E (ug/L)	X (ug/L)	MTBE 8020 (ug/L)	MTBE 8260 (ug/L)	TOC (MSL)	Depth to Water (ft.)	GW Elevation (MSL)	DO Reading (ppm)
----------------	-------------	-----------------------	--------------------	--------------------	--------------------	--------------------	--------------------------------------	--------------------------------------	---------------------	--	--	--------------------------------------

Notes:

a = Sample was analyzed outside of the EPA recommended holding time.

b = Hydrocarbon reported does not match the pattern of the laboratory's standard.

c = Top of casing change due to maintenance.

d = Sample contains discrete peak in addition to gasoline.

e = Quantity of unknown hydrocarbon(s) in sample based on gasoline.

f = The concentration reported reflects individual or discrete unidentified peaks not matching a typical fuel pattern.

g = The concentration indicated for this analyte is an estimated value above the calibration range of the instrument.

Site surveyed November 1, 2001 by Virgil Chavez Land Surveying of Vallejo, CA.



7 February, 2006

Michael Ninokata
Blaine Tech Services - San Jose (Shell)
1680 Rogers Avenue
San Jose, CA 95112

RE: 1230 14th St., Oakland
Work Order: MPA1136

Enclosed are the results of analyses for samples received by the laboratory on 01/18/06 15:15. If you have any questions concerning this report, please feel free to contact me.

Sincerely,

Theresa Allen
Project Manager

CA ELAP Certificate #1210

Blaine Tech Services - San Jose (Shell)
1680 Rogers Avenue
San Jose CA, 95112

Project:1230 14th St., Oakland
Project Number:060117-MD1
Project Manager:Michael Ninokata

MPA1136
Reported:
02/07/06 10:48

ANALYTICAL REPORT FOR SAMPLES

Sample ID	Laboratory ID	Matrix	Date Sampled	Date Received
MW-1	MPA1136-01	Water	01/17/06 13:30	01/18/06 15:15
MW-2	MPA1136-02	Water	01/17/06 10:50	01/18/06 15:15
MW-3	MPA1136-03	Water	01/17/06 10:20	01/18/06 15:15
MW-4	MPA1136-04	Water	01/17/06 09:50	01/18/06 15:15
MW-5	MPA1136-05	Water	01/17/06 14:05	01/18/06 15:15
MW-6	MPA1136-06	Water	01/17/06 11:30	01/18/06 15:15
MW-7	MPA1136-07	Water	01/17/06 13:05	01/18/06 15:15
VW/MW-2	MPA1136-08	Water	01/17/06 12:45	01/18/06 15:15
VW/MW-4	MPA1136-09	Water	01/17/06 12:15	01/18/06 15:15
VW/AS-1	MPA1136-10	Water	01/17/06 12:00	01/18/06 15:15
VW/AS-3	MPA1136-11	Water	01/17/06 11:10	01/18/06 15:15

Blaine Tech Services - San Jose (Shell)
 1680 Rogers Avenue
 San Jose CA, 95112

 Project: 1230 14th St., Oakland
 Project Number: 060117-MD1
 Project Manager: Michael Ninokata

 MPA1136
Reported:
 02/07/06 10:48

Purgeable Hydrocarbons and Volatile Organic Compounds by EPA method 8260B
Sequoia Analytical - Morgan Hill

Analyte	Result	Reporting Limit	Units	Dilution	Batch	Prepared	Analyzed	Method	Notes
MW-1 (MPA1136-01) Water Sampled: 01/17/06 13:30 Received: 01/18/06 15:15									
Methyl tert-butyl ether	ND	0.50	ug/l	1	6A30035	01/30/06	01/30/06	EPA 8260B	
Gasoline Range Organics (C4-C12)	ND	50	"	"	"	"	"	"	
Benzene	2.2	0.50	"	"	"	"	"	"	
Toluene	1.1	0.50	"	"	"	"	"	"	
Ethylbenzene	1.4	0.50	"	"	"	"	"	"	
Xylenes (total)	4.8	0.50	"	"	"	"	"	"	
<i>Surrogate: 1,2-Dichloroethane-d4</i>		81 %		60-135	"	"	"	"	
MW-2 (MPA1136-02) Water Sampled: 01/17/06 10:50 Received: 01/18/06 15:15									
Methyl tert-butyl ether	5.0	0.50	ug/l	1	6A30035	01/30/06	01/31/06	EPA 8260B	
Gasoline Range Organics (C4-C12)	ND	50	"	"	"	"	"	"	
Benzene	ND	0.50	"	"	"	"	"	"	
Toluene	ND	0.50	"	"	"	"	"	"	
Ethylbenzene	ND	0.50	"	"	"	"	"	"	
Xylenes (total)	ND	0.50	"	"	"	"	"	"	
<i>Surrogate: 1,2-Dichloroethane-d4</i>		86 %		60-135	"	"	"	"	
MW-3 (MPA1136-03) Water Sampled: 01/17/06 10:20 Received: 01/18/06 15:15									
Methyl tert-butyl ether	ND	0.50	ug/l	1	6A30035	01/30/06	01/31/06	EPA 8260B	
Gasoline Range Organics (C4-C12)	ND	50	"	"	"	"	"	"	
Benzene	ND	0.50	"	"	"	"	"	"	
Toluene	ND	0.50	"	"	"	"	"	"	
Ethylbenzene	ND	0.50	"	"	"	"	"	"	
Xylenes (total)	ND	0.50	"	"	"	"	"	"	
<i>Surrogate: 1,2-Dichloroethane-d4</i>		84 %		60-135	"	"	"	"	

Blaine Tech Services - San Jose (Shell) 1680 Rogers Avenue San Jose CA, 95112	Project:1230 14th St., Oakland Project Number:060117-MD1 Project Manager:Michael Ninokata	MPA1136 Reported: 02/07/06 10:48
---	---	---

Purgeable Hydrocarbons and Volatile Organic Compounds by EPA method 8260B
Sequoia Analytical - Morgan Hill

Analyte	Result	Reporting Limit	Units	Dilution	Batch	Prepared	Analyzed	Method	Notes
MW-4 (MPA1136-04) Water Sampled: 01/17/06 09:50 Received: 01/18/06 15:15									
Methyl tert-butyl ether	ND	0.50	ug/l	1	6A30035	01/30/06	01/31/06	EPA 8260B	
Gasoline Range Organics (C4-C12)	ND	50	"	"	"	"	"	"	
Benzene	ND	0.50	"	"	"	"	"	"	
Toluene	ND	0.50	"	"	"	"	"	"	
Ethylbenzene	ND	0.50	"	"	"	"	"	"	
Xylenes (total)	ND	0.50	"	"	"	"	"	"	
<i>Surrogate: 1,2-Dichloroethane-d4</i>		<i>85 %</i>	<i>60-135</i>		<i>"</i>	<i>"</i>	<i>"</i>	<i>"</i>	
MW-5 (MPA1136-05) Water Sampled: 01/17/06 14:05 Received: 01/18/06 15:15									
Gasoline Range Organics (C4-C12)	6700	2500	ug/l	50	6A30035	01/30/06	01/31/06	EPA 8260B	
Benzene	1200	25	"	"	"	"	"	"	
Toluene	720	25	"	"	"	"	"	"	
Ethylbenzene	400	25	"	"	"	"	"	"	
Xylenes (total)	1500	25	"	"	"	"	"	"	
<i>Surrogate: 1,2-Dichloroethane-d4</i>		<i>82 %</i>	<i>60-135</i>		<i>"</i>	<i>"</i>	<i>"</i>	<i>"</i>	
MW-5 (MPA1136-05RE1) Water Sampled: 01/17/06 14:05 Received: 01/18/06 15:15									
Methyl tert-butyl ether	1.3	0.50	ug/l	1	6A31006	01/31/06	01/31/06	EPA 8260B	
<i>Surrogate: 1,2-Dichloroethane-d4</i>		<i>190 %</i>	<i>60-135</i>		<i>"</i>	<i>"</i>	<i>"</i>	<i>"</i>	<i>S04</i>
MW-6 (MPA1136-06) Water Sampled: 01/17/06 11:30 Received: 01/18/06 15:15									
Methyl tert-butyl ether	ND	0.50	ug/l	1	6A30035	01/30/06	01/31/06	EPA 8260B	
Gasoline Range Organics (C4-C12)	ND	50	"	"	"	"	"	"	
Benzene	ND	0.50	"	"	"	"	"	"	
Toluene	ND	0.50	"	"	"	"	"	"	
Ethylbenzene	ND	0.50	"	"	"	"	"	"	
Xylenes (total)	ND	0.50	"	"	"	"	"	"	
<i>Surrogate: 1,2-Dichloroethane-d4</i>		<i>84 %</i>	<i>60-135</i>		<i>"</i>	<i>"</i>	<i>"</i>	<i>"</i>	

Blaine Tech Services - San Jose (Shell)
 1680 Rogers Avenue
 San Jose CA, 95112

 Project:1230 14th St., Oakland
 Project Number:060117-MD1
 Project Manager:Michael Ninokata

 MPA1136
Reported:
 02/07/06 10:48

Purgeable Hydrocarbons and Volatile Organic Compounds by EPA method 8260B
Sequoia Analytical - Morgan Hill

Analyte	Result	Reporting Limit	Units	Dilution	Batch	Prepared	Analyzed	Method	Notes
---------	--------	-----------------	-------	----------	-------	----------	----------	--------	-------

MW-7 (MPA1136-07) Water Sampled: 01/17/06 13:05 Received: 01/18/06 15:15

Methyl tert-butyl ether	ND	0.50	ug/l	1	6A30035	01/30/06	01/31/06	EPA 8260B	
Gasoline Range Organics (C4-C12)	ND	50	"	"	"	"	"	"	
Benzene	ND	0.50	"	"	"	"	"	"	
Toluene	ND	0.50	"	"	"	"	"	"	
Ethylbenzene	ND	0.50	"	"	"	"	"	"	
Xylenes (total)	ND	0.50	"	"	"	"	"	"	

Surrogate: 1,2-Dichloroethane-d4 85 % 60-135 " " " "

VW/MW-2 (MPA1136-08) Water Sampled: 01/17/06 12:45 Received: 01/18/06 15:15

Methyl tert-butyl ether	ND	0.50	ug/l	1	6A30035	01/30/06	01/31/06	EPA 8260B	
Gasoline Range Organics (C4-C12)	700	50	"	"	"	"	"	"	
Benzene	3.1	0.50	"	"	"	"	"	"	
Toluene	5.1	0.50	"	"	"	"	"	"	
Ethylbenzene	7.7	0.50	"	"	"	"	"	"	
Xylenes (total)	66	0.50	"	"	"	"	"	"	

Surrogate: 1,2-Dichloroethane-d4 80 % 60-135 " " " "

VW/MW-4 (MPA1136-09) Water Sampled: 01/17/06 12:15 Received: 01/18/06 15:15

Methyl tert-butyl ether	ND	0.50	ug/l	1	6A30035	01/30/06	01/31/06	EPA 8260B	
Gasoline Range Organics (C4-C12)	ND	50	"	"	"	"	"	"	
Benzene	ND	0.50	"	"	"	"	"	"	
Toluene	ND	0.50	"	"	"	"	"	"	
Ethylbenzene	0.56	0.50	"	"	"	"	"	"	
Xylenes (total)	ND	0.50	"	"	"	"	"	"	

Surrogate: 1,2-Dichloroethane-d4 79 % 60-135 " " " "

Blaine Tech Services - San Jose (Shell)
 1680 Rogers Avenue
 San Jose CA, 95112

 Project:1230 14th St., Oakland
 Project Number:060117-MD1
 Project Manager:Michael Ninokata

 MPA1136
Reported:
 02/07/06 10:48

Purgeable Hydrocarbons and Volatile Organic Compounds by EPA method 8260B
Sequoia Analytical - Morgan Hill

Analyte	Result	Reporting Limit	Units	Dilution	Batch	Prepared	Analyzed	Method	Notes
VW/AS-1 (MPA1136-10) Water Sampled: 01/17/06 12:00 Received: 01/18/06 15:15									
Benzene	2900	50	ug/l	100	6A30035	01/30/06	01/31/06	EPA 8260B	
Toluene	190	50	"	"	"	"	"	"	
Ethylbenzene	400	50	"	"	"	"	"	"	
Xylenes (total)	600	50	"	"	"	"	"	"	
<i>Surrogate: 1,2-Dichloroethane-d4</i>		80 %	60-135		"	"	"	"	
VW/AS-1 (MPA1136-10RE1) Water Sampled: 01/17/06 12:00 Received: 01/18/06 15:15									
Methyl tert-butyl ether	4.7	0.50	ug/l	1	6A31006	01/31/06	01/31/06	EPA 8260B	
Gasoline Range Organics (C4-C12)	6200	50	"	"	"	"	"	"	E
<i>Surrogate: 1,2-Dichloroethane-d4</i>		359 %	60-135		"	"	"	"	S04
VW/AS-3 (MPA1136-11) Water Sampled: 01/17/06 11:10 Received: 01/18/06 15:15									
Benzene	510	25	ug/l	50	6A30035	01/30/06	01/31/06	EPA 8260B	
Xylenes (total)	38	25	"	"	"	"	"	"	
<i>Surrogate: 1,2-Dichloroethane-d4</i>		82 %	60-135		"	"	"	"	
VW/AS-3 (MPA1136-11RE1) Water Sampled: 01/17/06 11:10 Received: 01/18/06 15:15									
Methyl tert-butyl ether	5.4	0.50	ug/l	1	6A31006	01/31/06	01/31/06	EPA 8260B	
Gasoline Range Organics (C4-C12)	1400	50	"	"	"	"	"	"	
Toluene	29	0.50	"	"	"	"	"	"	
Ethylbenzene	16	0.50	"	"	"	"	"	"	
Xylenes (total)	47	0.50	"	"	"	"	"	"	
<i>Surrogate: 1,2-Dichloroethane-d4</i>		111 %	60-135		"	"	"	"	

Blaine Tech Services - San Jose (Shell)
 1680 Rogers Avenue
 San Jose CA, 95112

 Project:1230 14th St., Oakland
 Project Number:060117-MD1
 Project Manager:Michael Ninokata

 MPA1136
 Reported:
 02/07/06 10:48

Purgeable Hydrocarbons and Volatile Organic Compounds by EPA method 8260B - Quality Control

Sequoia Analytical - Morgan Hill

Analyte	Result	Reporting Limit	Units	Spike Level	Source Result	%REC	%REC Limits	RPD	RPD Limit	Notes
---------	--------	-----------------	-------	-------------	---------------	------	-------------	-----	-----------	-------

Batch 6A30035 - EPA 5030B P/T / EPA 8260B

Blank (6A30035-BLK1)				Prepared & Analyzed: 01/30/06						
Methyl tert-butyl ether	ND	0.50	ug/l							
Gasoline Range Organics (C4-C12)	ND	50	"							
Benzene	ND	0.50	"							
Toluene	ND	0.50	"							
Ethylbenzene	ND	0.50	"							
Xylenes (total)	ND	0.50	"							
<i>Surrogate: 1,2-Dichloroethane-d4</i>	<i>2.10</i>		<i>"</i>	<i>2.50</i>		<i>84</i>	<i>60-135</i>			

Laboratory Control Sample (6A30035-BS1)				Prepared & Analyzed: 01/30/06						
Methyl tert-butyl ether	6.29	0.50	ug/l	7.84		80	65-125			
Gasoline Range Organics (C4-C12)	472	50	"	440		107	53-126			
Benzene	4.30	0.50	"	5.04		85	65-115			
Toluene	32.4	0.50	"	38.0		85	85-120			
Ethylbenzene	6.64	0.50	"	7.28		91	75-135			
Xylenes (total)	38.5	0.50	"	40.8		94	85-125			
<i>Surrogate: 1,2-Dichloroethane-d4</i>	<i>1.94</i>		<i>"</i>	<i>2.50</i>		<i>78</i>	<i>60-135</i>			

Laboratory Control Sample Dup (6A30035-BS1)				Prepared & Analyzed: 01/30/06						
Methyl tert-butyl ether	6.83	0.50	ug/l	7.84		87	65-125	8	20	
Gasoline Range Organics (C4-C12)	478	50	"	440		109	53-126	1	20	
Benzene	4.36	0.50	"	5.04		87	65-115	1	20	
Toluene	33.4	0.50	"	38.0		88	85-120	3	20	
Ethylbenzene	6.86	0.50	"	7.28		94	75-135	3	15	
Xylenes (total)	38.9	0.50	"	40.8		95	85-125	1	20	
<i>Surrogate: 1,2-Dichloroethane-d4</i>	<i>1.93</i>		<i>"</i>	<i>2.50</i>		<i>77</i>	<i>60-135</i>			

Batch 6A31006 - EPA 5030B P/T / EPA 8260B

Blank (6A31006-BLK1)				Prepared & Analyzed: 01/31/06						
Methyl tert-butyl ether	ND	0.50	ug/l							
Gasoline Range Organics (C4-C12)	ND	50	"							
Benzene	ND	0.50	"							
Toluene	ND	0.50	"							
Ethylbenzene	ND	0.50	"							
Xylenes (total)	ND	0.50	"							
<i>Surrogate: 1,2-Dichloroethane-d4</i>	<i>2.68</i>		<i>"</i>	<i>2.50</i>		<i>107</i>	<i>60-135</i>			

Sequoia Analytical - Morgan Hill

The results in this report apply to the samples analyzed in accordance with the chain of custody document. Unless otherwise stated, results are reported on a wet weight basis. This analytical report must be reproduced in its entirety.

Blaine Tech Services - San Jose (Shell)
 1680 Rogers Avenue
 San Jose CA, 95112

 Project: 1230 14th St., Oakland
 Project Number: 060117-MD1
 Project Manager: Michael Ninokata

 MPA1136
Reported:
 02/07/06 10:48

Purgeable Hydrocarbons and Volatile Organic Compounds by EPA method 8260B - Quality Control
Sequoia Analytical - Morgan Hill

Analyte	Result	Reporting Limit	Units	Spike Level	Source Result	%REC	%REC Limits	RPD	RPD Limit	Notes
---------	--------	--------------------	-------	----------------	------------------	------	----------------	-----	--------------	-------

Batch 6A31006 - EPA 5030B P/T / EPA 8260B
Laboratory Control Sample (6A31006-BS1)

Prepared & Analyzed: 01/31/06

Methyl tert-butyl ether	8.16	0.50	ug/l	7.84		104	65-125			
Gasoline Range Organics (C4-C12)	512	50	"	440		116	53-126			
Benzene	5.57	0.50	"	5.04		111	65-115			
Toluene	40.3	0.50	"	38.0		106	85-120			
Ethylbenzene	7.12	0.50	"	7.28		98	75-135			
Xylenes (total)	41.6	0.50	"	40.8		102	85-125			
<i>Surrogate: 1,2-Dichloroethane-d4</i>	<i>2.76</i>		<i>"</i>	<i>2.50</i>		<i>110</i>	<i>60-135</i>			

Laboratory Control Sample Dup (6A31006-BS1)

Prepared & Analyzed: 01/31/06

Methyl tert-butyl ether	7.94	0.50	ug/l	7.84		101	65-125	3	20	
Gasoline Range Organics (C4-C12)	531	50	"	440		121	53-126	4	20	
Benzene	5.86	0.50	"	5.04		116	65-115	5	20	QC01
Toluene	42.5	0.50	"	38.0		112	85-120	5	20	
Ethylbenzene	7.43	0.50	"	7.28		102	75-135	4	15	
Xylenes (total)	43.5	0.50	"	40.8		107	85-125	4	20	
<i>Surrogate: 1,2-Dichloroethane-d4</i>	<i>2.64</i>		<i>"</i>	<i>2.50</i>		<i>106</i>	<i>60-135</i>			

Blaine Tech Services - San Jose (Shell)
1680 Rogers Avenue
San Jose CA, 95112

Project:1230 14th St., Oakland
Project Number:060117-MD1
Project Manager:Michael Ninokata

MPA1136
Reported:
02/07/06 10:48

Notes and Definitions

S04 The surrogate recovery for this sample is above control limits due to interference from the sample matrix.

QC01 The percent recovery was above the control limits.

E The concentration indicated for this analyte is an estimated value above the calibration range of the instrument.

DET Analyte DETECTED

ND Analyte NOT DETECTED at or above the reporting limit or MDL, if MDL is specified

NR Not Reported

dry Sample results reported on a dry weight basis

RPD Relative Percent Difference

SHELL Chain Of Custody Record

- Lab Identification (if necessary):
- TA - Irvine, California
 - TA - Morgan Hill, California
 - TA - Nashville, Tennessee
 - STL
 - Other (location) _____

Shell Project Manager to be invoiced:

ENVIRONMENTAL SERVICES **Denis Brown**

TECHNICAL SERVICES

CRMT HOUSTON NOT FOR ENV. REMEDIATION - NO ETIM - SEND PAPER INVOICE

INCIDENT NUMBER (ES ONLY)

9 7 0 8 8 2 5 0

SAP or CRMT NUMBER (TS/CRMT)

DATE: **1/17/06**

PAGE: **1** of **2**

SAMPLING COMPANY: **Blaine Tech Services**

LOG CODE: **BTSS**

ADDRESS: **1680 Rogers Avenue, San Jose, CA 95112**

PROJECT CONTACT (Hardcopy or PDF Report to): **Michael Ninokata**

TELEPHONE: **408-573-0555** FAX: **408-573-7771** E-MAIL: **mninokata@blainetech.com**

TURNAROUND TIME (STANDARD IS 10 CALENDAR DAYS):

STD 5 DAY 3 DAY 2 DAY 24 HOURS RESULTS NEEDED ON WEEKEND

GC/MS MTBE CONFIRMATION: HIGHEST _____ HIGHEST per BORING _____ ALL _____

SPECIAL INSTRUCTIONS OR NOTES: CHECK BOX IF EDD IS NOT NEEDED

SITE ADDRESS: Street and City
1230 14th St., Oakland

State: **CA**

EDF DELIVERABLE TO (Responsible Party or Designee): **Ana Friel, Cambria, Eureka Office**

PHONE NO.: **(707) 268-3812**

SAMPLER NAME(S) (Print): *John DeLong*

GLOBAL ID NO.: **T0600101691**

E-MAIL: **sonomaedf@cambria-env.com**

CONSULTANT PROJECT NO.: **060117-MOI**

BTS #

RECEIPT VERIFICATION REQUESTED

LAB USE ONLY	Field Sample Identification		SAMPLING		MATRIX	NO. OF CONT.	TPH - Gas, Purgeable (8260B)	TPH - Diesel, Extractable (8015m)	BTEX (8260B)	5 Oxygenates (8260B) (MTBE, TBA, DIPE, TAME, ETBE)	MTBE (8260B)	TBA (8260B)	DIPE (8260B)	TAME (8260B)	ETBE (8260B)	1,2 DCA (8260B)	EDB (8260B)	Ethanol (8260B)	Methanol (8015M)
			DATE	TIME															
	MW-1	01	1/17/06	1330	W	3	X	X	X										
	MW-2	02		1050		3	X	X	X										
	MW-3	03		1025		3	X	X	X										
	MW-4	04		0950		3	X	X	X										
	MW-5	05		1405		3	X	X	X										
	MW-6	06		1130		3	X	X	X										
	MW-7	07		1305		3	X	X	X										
	VW/MW-2	08		1245		3	X	X	X										
	VW/MW-4	09		1215		3	X	X	X										
	VW/AS-1	10		1200		3	X	X	X										

REQUESTED ANALYSIS

MPA 1134

FIELD NOTES:

Container/Preservative or PID Readings or Laboratory Notes

TEMPERATURE ON RECEIPT C°
5.7°C

Standard TAT per Theresa
1/19/06 0840

Released by: (Signature) *[Signature]*

Received by: (Signature) *[Signature]*

Received by: (Signature) *[Signature]*

Received by: (Signature) *[Signature]*

Received by: (Signature) *[Signature]*

Received by: (Signature) *[Signature]*

Received by: (Signature) *[Signature]*

Date: 1/17/06	Time: 1603
Date: 1/18/06	Time: 1435
Date: 1/18/06	Time: 1515

SHELL Chain Of Custody Record

Lab Identification (if necessary):

- TA - Irvine, California
- TA - Morgan Hill, California
- TA - Nashville, Tennessee
- STL
- Other (location) _____

Shell Project Manager to be invoiced:

- ENVIRONMENTAL SERVICES
- TECHNICAL SERVICES
- CRMT HOUSTON

Denis Brown

NOT FOR ENV. REMEDIATION - NO ETIM - SEND PAPER INVOICE

INCIDENT NUMBER (ES ONLY)

9 7 0 8 8 2 5 0

SAP or CRMT NUMBER (TS/CRMT)

DATE: 1/17/06
PAGE: 2 of 2

SAMPLING COMPANY: Blaine Tech Services		LOG CODE: BTSS	SITE ADDRESS: Street and City 1230 14th St., Oakland		State CA	GLOBAL ID NO.: T0600101691	
ADDRESS: 1680 Rogers Avenue, San Jose, CA 95112			EDF DELIVERABLE TO (Responsible Party or Designee): Ana Friel, Cambria, Eureka Office		PHONE NO.: (707) 268-3812		CONSULTANT PROJECT NO.: 060112-MAX
PROJECT CONTACT (Hardcopy or PDF Report to): Michael Ninokata			SAMPLER NAME(S) (Print): John DeJong		E-MAIL: sonomaedf@cambria-env.com		BTS #
TELEPHONE: 408-573-0555	FAX: 408-573-7771	E-MAIL: mninokata@blainetech.com		LAB USE ONLY			

TURNAROUND TIME (STANDARD IS 10 CALENDAR DAYS):
 STD 5 DAY 3 DAY 2 DAY 24 HOURS
 RESULTS NEEDED ON WEEKEND

REQUESTED ANALYSIS

MPA 1136

GC/MS MTBE CONFIRMATION: HIGHEST _____ HIGHEST per BORING _____ ALL _____
 SPECIAL INSTRUCTIONS OR NOTES: CHECK BOX IF EDD IS NOT NEEDED

FIELD NOTES:

Container/Preservative or PID Readings or Laboratory Notes

RECEIPT VERIFICATION REQUESTED

LAB USE ONLY	Field Sample Identification		SAMPLING		MATRIX	NO. OF CONT.	TPH - Gas, Purgeable (8260B)	TPH - Diesel, Extractable (8015m)	BTEX (8260B)	5 Oxygenates (8260B) (MTBE, TBA, DIPE, TAME, ETBE)	MTBE (8260B)	TBA (8260B)	DIPE (8260B)	TAME (8260B)	ETBE (8260B)	1,2 DCA (8260B)	EDB (8260B)	Ethanol (8260B)	Methanol (8015M)	TEMPERATURE ON RECEIPT C°	
			DATE	TIME																	
	<u>VW/A5-3</u>	<u>11</u>	<u>1/17/06</u>	<u>1110</u>	<u>W</u>	<u>3</u>	<u>X</u>	<u>X</u>	<u>X</u>												

Requested by: (Signature) <u>[Signature]</u>	Received by: (Signature) <u>[Signature]</u>	Date: <u>1/17/06</u>	Time: <u>1603</u>
Requested by: (Signature) <u>[Signature]</u>	Received by: (Signature) <u>[Signature]</u>	Date: <u>1/18/06</u>	Time: <u>1435</u>
Requested by: (Signature) <u>[Signature]</u>	Received by: (Signature) <u>[Signature]</u>	Date: <u>1/19/06</u>	Time: <u>1515</u>

Q&Q Graphic (714) 895-8702

SEQUOIA ANALYTICAL SAMPLE RECEIPT LOG

CLIENT NAME: Shell / Blaine
REC. BY (PRINT): E. Fallon
WORKORDER: MPA 1132

DATE REC'D AT LAB: 1/18/06
TIME REC'D AT LAB: 1515
DATE LOGGED IN: 1-26-06

For Regulatory Purposes?
DRINKING WATER YES / NO
WASTE WATER YES / NO

CIRCLE THE APPROPRIATE RESPONSE	LAB SAMPLE #	DASH #	CLIENT ID	CONTAINER DESCRIPTION	PRESERVATIVE	pH	SAMPLE MATRIX	DATE SAMPLED	REMARKS: CONDITION (ETC.)
1. Custody Seal(s) Present / <input checked="" type="radio"/> Absent Intact / Broken*									DFF 1/18/06 SEE COC
2. Chain-of-Custody <input checked="" type="radio"/> Present / Absent*									
3. Traffic Reports or Packing List: Present / <input checked="" type="radio"/> Absent*									
4. Airbill: Airbill / Sticker Present / <input checked="" type="radio"/> Absent*									
5. Airbill #:									
6. Sample Labels: <input checked="" type="radio"/> Present / Absent									
7. Sample IDs: <input checked="" type="radio"/> Listed / Not Listed on Chain-of-Custody									
8. Sample Condition: <input checked="" type="radio"/> Intact / Broken* / Leaking*									
9. Does information on chain-of-custody, traffic reports and sample labels agree? <input checked="" type="radio"/> Yes / No*									
10. Sample received within hold time? <input checked="" type="radio"/> Yes / No*									
11. Adequate sample volume received? <input checked="" type="radio"/> Yes / No*									
12. Proper preservatives used? <input checked="" type="radio"/> Yes / No*									
13. Trip Blank / Temp Blank Received? (circle which, if yes) <input checked="" type="radio"/> Yes / <input type="radio"/> No*									
14. Read Temp: <u>5.7 °C</u> Corrected Temp: <u>5.7 °C</u> Is corrected temp 4 +/-2°C? <input checked="" type="radio"/> Yes / No** <small>(Acceptance range for samples requiring thermal pres.)</small>									
*Exception (if any): METALS / DFF ON ICE or Problem COC									

*IF CIRCLED, CONTACT PROJECT MANAGER AND ATTACH RECORD OF RESOLUTION.

Repair Data Sheet

Client Shell Date 2-7-06
 Site Address 1230 19th Street, Oakland
 Job Number 060207AA2 Technician Andrew Adinolfi

Inspection Point (Well ID or description of location)	Well Inspected, Cleaned, Labeled - No Further Corrective Action Required	Replaced Cap	Replaced Lock	Replaced Lid Seal	Check Indicates deficiency										Well Not Inspected (explain in notes)	Deficiency Logged on Repair Order	Deficiency Remains Uncorrected/Logged on Site Inspection Checklist	Partial Repair Completed/Outstanding Deficiency Logged on Repair Order	All Repairs Completed																																																																																																																																																																																																																												
					Casing	Annular Seal	Tabs / Bolts	Box Structure	Apron	Trip Hazard	Below Grade	Not Secure by Design (12" diameter or less)	Lid not marked with words "MONITORING WELL"	Other Deficiency						Not Secure by Design (greater than 12" diameter)																																																																																																																																																																																																																											
VW/mw-2	<input checked="" type="checkbox"/>			<input checked="" type="checkbox"/>																Notes: Tag Well																				VW/mw-4	<input checked="" type="checkbox"/>																			Notes: Tag well																				VW/AS-2	<input checked="" type="checkbox"/>			<input checked="" type="checkbox"/>																Notes: Tag Well																				VW/AS-3	<input checked="" type="checkbox"/>			<input checked="" type="checkbox"/>																Notes: Tag Well																																								Notes:																																								Notes:																			
Notes: Tag Well																																																																																																																																																																																																																																															
VW/mw-4	<input checked="" type="checkbox"/>																			Notes: Tag well																				VW/AS-2	<input checked="" type="checkbox"/>			<input checked="" type="checkbox"/>																Notes: Tag Well																				VW/AS-3	<input checked="" type="checkbox"/>			<input checked="" type="checkbox"/>																Notes: Tag Well																																								Notes:																																								Notes:																																																											
Notes: Tag well																																																																																																																																																																																																																																															
VW/AS-2	<input checked="" type="checkbox"/>			<input checked="" type="checkbox"/>																Notes: Tag Well																				VW/AS-3	<input checked="" type="checkbox"/>			<input checked="" type="checkbox"/>																Notes: Tag Well																																								Notes:																																								Notes:																																																																																																			
Notes: Tag Well																																																																																																																																																																																																																																															
VW/AS-3	<input checked="" type="checkbox"/>			<input checked="" type="checkbox"/>																Notes: Tag Well																																								Notes:																																								Notes:																																																																																																																																											
Notes: Tag Well																																																																																																																																																																																																																																															
																				Notes:																																								Notes:																																																																																																																																																																																			
Notes:																																																																																																																																																																																																																																															
																				Notes:																																																																																																																																																																																																																											
Notes:																																																																																																																																																																																																																																															

Repair Data Sheet

Job Number 060207AA2

Inspection Point (Well ID or description of location)	Well Inspected, Cleaned, Labeled - No Further Corrective Action Required	Replaced Cap	Replaced Lock	Replaced Lid Seal	Check Indicates deficiency										Well Not Inspected (explain in notes)	Deficiency Logged on Repair Order	Deficiency Remains Uncorrected/Logged on Site Inspection Checklist	Partial Repair Completed/Outstanding Deficiency Logged on Repair Order	All Repairs Completed		
					Casing	Annular Seal	Tabs / Bolts	Box Structure	Apron	Trip Hazard	Below Grade	Not Secure by Design (12" diameter or less)	Lid not marked with words "MONITORING WELL"	Other Deficiency						Not Secure by Design (greater than 12" diameter)	
mw-1	<input checked="" type="checkbox"/>																				
Notes:		Tag Well																			
mw-2	<input checked="" type="checkbox"/>																				
Notes:		Tag Well																			
mw-3	<input checked="" type="checkbox"/>																				
Notes:		Tag Well																			
mw-4	<input checked="" type="checkbox"/>																				
Notes:		Tag Well																			
mw-5	<input checked="" type="checkbox"/>																				
Notes:		Tag Well																			
mw-6	<input checked="" type="checkbox"/>																				
Notes:		Tag Well																			
mw-7	<input checked="" type="checkbox"/>																				
Notes:		Tag Well																			

WELLHEAD INSPECTION CHECKLIST

Date 1/17/06 Client shell
 Site Address 1230 14th st, Oakland
 Job Number 060117-M01 Technician M

Well ID	Well Inspected - No Corrective Action Required	Water Bailed From Wellbox	Wellbox Components Cleaned	Cap Replaced	Debris Removed From Wellbox	Lock Replaced	Other Action Taken (explain below)	Well Not Inspected (explain below)
MW-1	X							
MW-2		X						
MW-3		X						
MW-4	X	X						
MW-5	X							
MW-6	X							
MW-7	X							
VW/MW-2	X							
VW/MW-4		X						
VW/AS-1	X							
VW/AS-3	X							

NOTES: _____

WELL GAUGING DATA

Project # 060117-MDI Date 1/17/06 Client shell

Site 1230 14th st, Oakland

Well ID	Well Size (in.)	Sheen / Odor	Depth to Immiscible Liquid (ft.)	Thickness of Immiscible Liquid (ft.)	Volume of Immiscibles Removed (ml)	Depth to water (ft.)	Depth to well bottom (ft.)	Survey Point: TOB or TOC	
MW-1	2		stinger in well			8.61	21.25		
MW-2	2					8.21	21.99		
MW-3	2					8.17	18.61		
MW-4	2					8.00	20.17		
MW-5	4		stinger in well			8.52	19.72		
MW-6	4					8.80	19.65		
MW-7	4					9.30	19.71		
VW/MW-2	2		stinger in well			8.34	22.06		
VW/MW-4	2					8.05	18.13		
VW/AS-1	1	odor				8.65	19.55		
VW/AS-3	1					8.25	20.78		

SHELL WELL MONITORING DATA SHEET

BTS #: <u>060117-MD1</u>	Site: <u>97088250</u>
Sampler: <u>MW</u>	Date: <u>1/17/06</u>
Well I.D.: <u>MW-1</u>	Well Diameter: <u>2</u> 3 4 6 8
Total Well Depth (TD): <u>21.25</u>	Depth to Water (DTW): <u>8.6</u>
Depth to Free Product:	Thickness of Free Product (feet):
Referenced to: <u>PVC</u> Grade	D.O. Meter (if req'd): <u>YSI</u> HACH
DTW with 80% Recharge [(Height of Water Column x 0.20) + DTW]: <u>11.4</u>	

Purge Method: Bailer Disposable Bailer Positive Air Displacement Electric Submersible Other _____

Watera Peristaltic Extraction Pump Other _____

Sampling Method: Bailer Disposable Bailer Extraction Port Dedicated Tubing Other: _____

removed stringer to purge

2.0 (Gals.) X 3 = 6.0 Gals.
 1 Case Volume Specified Volumes Calculated Volume

Well Diameter	Multiplier	Well Diameter	Multiplier
1"	0.04	4"	0.65
2"	0.16	6"	1.47
3"	0.37	Other	radius ² * 0.163

Time	Temp (°F)	pH	Cond. (mS or μ S)	Turbidity (NTUs)	Gals. Removed	Observations
1316	62.0	7.2	503	183	2	cloudy
1319	62.5	7.0	480	211	4	↓
1322	62.7	7.0	472	212	6	↓

Did well dewater? Yes No Gallons actually evacuated: 6

Sampling Date: 1/17/06 Sampling Time: 1330 Depth to Water: 8.79

Sample I.D.: MW-1 Laboratory: STL Other FA

Analyzed for: TPH-G BTEX MTBE TPH-D Other: See lab

EB I.D. (if applicable): @ _____ Time Duplicate I.D. (if applicable): _____

Analyzed for: TPH-G BTEX MTBE TPH-D Other: _____

D.O. (if req'd): Pre-purge: 5.8 mg/L Post-purge: 5.3 mg/L

O.R.P. (if req'd): Pre-purge: _____ mV Post-purge: _____ mV

SHELL WELL MONITORING DATA SHEET

BTS #: 060117-MW1	Site: 97088250
Sampler: MW	Date: 1/17/06
Well I.D.: MW-3	Well Diameter: (2) 3 4 6 8
Total Well Depth (TD): 18.61	Depth to Water (DTW): 8.17
Depth to Free Product:	Thickness of Free Product (feet):
Referenced to: PVC Grade	D.O. Meter (if req'd): FSI HACH
DTW with 80% Recharge [(Height of Water Column x 0.20) + DTW]: 10.26	

Purge Method: Bailer Waterra Sampling Method: Bailer
 Disposable Bailer Peristaltic Disposable Bailer
 Positive Air Displacement Extraction Pump Extraction Port
 Electric Submersible Other _____ Dedicated Tubing
 Other: _____

$1.17 \text{ (Gals.)} \times 3 = 5.1 \text{ Gals.}$ 1 Case Volume Specified Volumes Calculated Volume	<table border="1" style="width: 100%; border-collapse: collapse; font-size: small;"> <thead> <tr> <th>Well Diameter</th> <th>Multiplier</th> <th>Well Diameter</th> <th>Multiplier</th> </tr> </thead> <tbody> <tr> <td>1"</td> <td>0.04</td> <td>4"</td> <td>0.65</td> </tr> <tr> <td>2"</td> <td>0.16</td> <td>6"</td> <td>1.47</td> </tr> <tr> <td>3"</td> <td>0.37</td> <td>Other</td> <td>radius² * 0.163</td> </tr> </tbody> </table>	Well Diameter	Multiplier	Well Diameter	Multiplier	1"	0.04	4"	0.65	2"	0.16	6"	1.47	3"	0.37	Other	radius ² * 0.163
Well Diameter	Multiplier	Well Diameter	Multiplier														
1"	0.04	4"	0.65														
2"	0.16	6"	1.47														
3"	0.37	Other	radius ² * 0.163														

Time	Temp (°F)	pH	Cond. (mS or μS)	Turbidity (NTUs)	Gals. Removed	Observations
1011	61.7	6.7	822	7000	1.7	cloudy
1013	64.2	6.7	853	>1000	3.4	↓
1016	64.9	6.7	841	>1000	5.1	

Did well dewater? Yes No Gallons actually evacuated: 5.1

Sampling Date: 1/17/06 Sampling Time: 10:29 AM Depth to Water: 8.45

Sample I.D.: MW-3 Laboratory: STL Other: +A

Analyzed for: TPH-G BTEX MTBE TPH-D Other: See COS

EB I.D. (if applicable): @ Time Duplicate I.D. (if applicable):

Analyzed for: TPH-G BTEX MTBE TPH-D Other:

D.O. (if req'd):	<input checked="" type="radio"/> Pre-purge:	3.1 mg/L	<input checked="" type="radio"/> Post-purge:	2.0 mg/L
O.R.P. (if req'd):	Pre-purge:	mV	Post-purge:	mV

SHELL WELL MONITORING DATA SHEET

BTS #: <u>060 117-MND/</u>	Site: <u>97088 250</u>
Sampler: <u>MM</u>	Date: <u>1/17/06</u>
Well I.D.: <u>MW-4</u>	Well Diameter: <u>(2)</u> 3 4 6 8
Total Well Depth (TD): <u>20.17</u>	Depth to Water (DTW): <u>8.00</u>
Depth to Free Product:	Thickness of Free Product (feet):
Referenced to: <u>(PVC)</u> Grade	D.O. Meter (if req'd): <u>(YSI)</u> HACH
DTW with 80% Recharge [(Height of Water Column x 0.20) + DTW]: <u>10.43</u>	

Purge Method: <u>(Bailer)</u> <input type="checkbox"/> Bailer <input type="checkbox"/> Disposable Bailer <input type="checkbox"/> Positive Air Displacement <input type="checkbox"/> Electric Submersible	Waterra <input type="checkbox"/> Peristaltic <input type="checkbox"/> Extraction Pump Other: _____	Sampling Method: <u>(Bailer)</u> <input type="checkbox"/> Bailer <input type="checkbox"/> Disposable Bailer <input type="checkbox"/> Extraction Port <input type="checkbox"/> Dedicated Tubing Other: _____
---	---	--

$\frac{1.9 \text{ (Gals.)} \times 3 \text{ Specified Volumes}}{1 \text{ Case Volume}} = 5.7 \text{ Gals. Calculated Volume}$	<table border="1" style="width: 100%; border-collapse: collapse; font-size: small;"> <thead> <tr> <th>Well Diameter</th> <th>Multiplier</th> <th>Well Diameter</th> <th>Multiplier</th> </tr> </thead> <tbody> <tr> <td>1"</td> <td>0.04</td> <td>4"</td> <td>0.65</td> </tr> <tr> <td>2"</td> <td>0.16</td> <td>6"</td> <td>1.47</td> </tr> <tr> <td>3"</td> <td>0.37</td> <td>Other</td> <td>radius² * 0.163</td> </tr> </tbody> </table>	Well Diameter	Multiplier	Well Diameter	Multiplier	1"	0.04	4"	0.65	2"	0.16	6"	1.47	3"	0.37	Other	radius ² * 0.163
Well Diameter	Multiplier	Well Diameter	Multiplier														
1"	0.04	4"	0.65														
2"	0.16	6"	1.47														
3"	0.37	Other	radius ² * 0.163														

Time	Temp (°F)	pH	Cond. (mS or μ S)	Turbidity (NTUs)	Gals. Removed	Observations
0939	62.4	6.4	148.1	793	1.9	(bubbly)
0942	63.9	6.4	221.7	>1000	3.8	↓
0945	63.3	6.3	158.8	>1000	5.7	↓

Did well dewater? Yes No Gallons actually evacuated: 5.7

Sampling Date: 1/17/06 Sampling Time: 0950 Depth to Water: 8.14

Sample I.D.: MW-4 Laboratory: STL Other: TA

Analyzed for: TPH-G BTEX MTBE TPH-D Other: See COC

EB I.D. (if applicable): @ Time Duplicate I.D. (if applicable):

Analyzed for: TPH-G BTEX MTBE TPH-D Other:

D.O. (if req'd): Pre-purge: 6.4 \checkmark mg/L Post-purge: 6.2 \checkmark mg/L

O.R.P. (if req'd): Pre-purge: mV Post-purge: mV

Blaine Tech Services, Inc. 1680 Rogers Ave., San Jose, CA 95112 (800) 545-7558

*✓✓ Double check readings
recalibrated equipment & checked
readings again*

SHELL WELL MONITORING DATA SHEET

BTS #: <u>060117-MW/</u>	Site: <u>9 7088 250</u>
Sampler: <u>AW</u>	Date: <u>1/17/06</u>
Well I.D.: <u>MW-5</u>	Well Diameter: 2 3 <u>4</u> 6 8
Total Well Depth (TD): <u>19.72</u>	Depth to Water (DTW): <u>8.52</u>
Depth to Free Product:	Thickness of Free Product (feet):
Referenced to: <u>PVC</u> Grade	D.O. Meter (if req'd): <u>YSI</u> HACH
DTW with 80% Recharge [(Height of Water Column x 0.20) + DTW]: <u>10.76</u>	

Purge Method: Bailer
 Disposable Bailer
 Positive Air Displacement
 Electric Submersible

Watera
 Peristaltic
 Extraction Pump
 Other _____

Sampling Method: Bailer
 Disposable Bailer
 Extraction Port
 Dedicated Tubing
 Other: _____

<u>7.3</u> (Gals.) X	<u>3</u>	=	<u>21.9</u> Gals.
1 Case Volume	Specified Volumes	Calculated Volume	

Well Diameter	Multiplier	Well Diameter	Multiplier
1"	0.04	4"	0.65
2"	0.16	6"	1.47
3"	0.37	Other	radius ² * 0.163

Time	Temp (°F)	pH	Cond. (mS or <u>µS</u>)	Turbidity (NTUs)	Gals. Removed	Observations
<u>1347</u>	<u>63.4</u>	<u>7.0</u>	<u>1001</u>	<u>61</u>	<u>7.3</u>	<u>clear, odor</u>
<u>1354</u>	<u>63.8</u>	<u>7.1</u>	<u>1112</u>	<u>24</u>	<u>14.6</u>	<u>↓ b</u>
<u>1401</u>	<u>64.3</u>	<u>7.0</u>	<u>1179</u>	<u>16</u>	<u>21.9</u>	<u>↓ b</u>

Did well dewater? Yes No Gallons actually evacuated: 21.9

Sampling Date: 1/17/06 Sampling Time: 1405 Depth to Water: 8.00

Sample I.D.: MW-5 Laboratory: STL Other TA

Analyzed for: TPH-G BTEX MTBE TPH-D Other: 52000

EB I.D. (if applicable): @ _____ Time Duplicate I.D. (if applicable): _____

Analyzed for: TPH-G BTEX MTBE TPH-D Other: _____

D.O. (if req'd): <u>Pre-purge:</u> <u>0.6</u> mg/L	Post-purge: <u>2.6</u> mg/L
O.R.P. (if req'd): <u>Pre-purge:</u> _____ mV	Post-purge: _____ mV

SHELL WELL MONITORING DATA SHEET

BTS #: <u>060117-MD1</u>	Site: <u>97088250</u>
Sampler: <u>MD MD</u>	Date: <u>1/17/06</u>
Well I.D.: <u>1 1/2 2 MW-6</u>	Well Diameter: 2 3 <u>(4)</u> 6 8
Total Well Depth (TD): <u>19.65</u>	Depth to Water (DTW): <u>8.80</u>
Depth to Free Product:	Thickness of Free Product (feet):
Referenced to: <u>(PVC)</u> Grade	D.O. Meter (if req'd): <u>(YSI)</u> HACH
DTW with 80% Recharge [(Height of Water Column x 0.20) + DTW]: <u>10.97</u>	

Purge Method: Bailer Waterra Sampling Method: Bailer
 Disposable Bailer Peristaltic Disposable Bailer
 Positive Air Displacement Extraction Pump Extraction Port
 Electric Submersible Other _____ Dedicated Tubing

$\frac{7.1}{1} \text{ (Gals.)} \times \frac{3}{\text{Specified Volumes}} = \frac{21.3}{\text{Calculated Volume}} \text{ Gals.}$	<table border="1" style="width: 100%; border-collapse: collapse;"> <thead> <tr> <th>Well Diameter</th> <th>Multiplier</th> <th>Well Diameter</th> <th>Multiplier</th> </tr> </thead> <tbody> <tr> <td>1"</td> <td>0.04</td> <td>4"</td> <td>0.65</td> </tr> <tr> <td>2"</td> <td>0.16</td> <td>6"</td> <td>1.47</td> </tr> <tr> <td>3"</td> <td>0.37</td> <td>Other</td> <td>radius² * 0.163</td> </tr> </tbody> </table>	Well Diameter	Multiplier	Well Diameter	Multiplier	1"	0.04	4"	0.65	2"	0.16	6"	1.47	3"	0.37	Other	radius ² * 0.163
Well Diameter	Multiplier	Well Diameter	Multiplier														
1"	0.04	4"	0.65														
2"	0.16	6"	1.47														
3"	0.37	Other	radius ² * 0.163														

Time	Temp (°F)	pH	Cond. (mS or µS)	Turbidity (NTUs)	Gals. Removed	Observations
1122	61.9	7.2	545	40	7.5	clear
1123	61.1	7.0	570	58	15	↓
1125	61.1	7.0	546	328	21.5	

Did well dewater? Yes No Gallons actually evacuated: 21.5

Sampling Date: 1/17/06 Sampling Time: 1130 Depth to Water: 10.97

Sample I.D.: MW-6 Laboratory: STL Other TA

Analyzed for: TPH-G BTEX MTBE TPH-D Other: See COC

EB I.D. (if applicable): _____ @ _____ Time Duplicate I.D. (if applicable): _____

Analyzed for: TPH-G BTEX MTBE TPH-D Other: _____

D.O. (if req'd): <u>(Pre-purge):</u> <u>5.3</u> mg/L	D.O. (if req'd): <u>(Post-purge):</u> <u>4.9</u> mg/L
O.R.P. (if req'd): <u>(Pre-purge):</u> _____ mV	O.R.P. (if req'd): <u>(Post-purge):</u> _____ mV

SHELL WELL MONITORING DATA SHEET

BTS #: 060117-MW1	Site: 97028250
Sampler: MW	Date: 1/17/06
Well I.D.: MW-7	Well Diameter: 2 3 <u>4</u> 6 8
Total Well Depth (TD): 19.71	Depth to Water (DTW): 9.30
Depth to Free Product:	Thickness of Free Product (feet):
Referenced to: <u>PVC</u> Grade	D.O. Meter (if req'd): <u>YS</u> HACH
DTW with 80% Recharge [(Height of Water Column x 0.20) + DTW]: 11.32	

Purge Method: Bailer Waterra Sampling Method: Bailer
 Disposable Bailer Peristaltic Disposable Bailer
 Positive Air Displacement Extraction Pump Extraction Port
Electric Submersible Other _____ Dedicated Tubing

$6.8 \text{ (Gals.)} \times 3 = 20.4 \text{ Gals.}$ 1 Case Volume Specified Volumes Calculated Volume	<table border="1" style="width: 100%; border-collapse: collapse;"> <thead> <tr> <th>Well Diameter</th> <th>Multiplier</th> <th>Well Diameter</th> <th>Multiplier</th> </tr> </thead> <tbody> <tr> <td>1"</td> <td>0.04</td> <td>4"</td> <td>0.65</td> </tr> <tr> <td>2"</td> <td>0.16</td> <td>6"</td> <td>1.47</td> </tr> <tr> <td>3"</td> <td>0.37</td> <td>Other</td> <td>radius² * 0.163</td> </tr> </tbody> </table>	Well Diameter	Multiplier	Well Diameter	Multiplier	1"	0.04	4"	0.65	2"	0.16	6"	1.47	3"	0.37	Other	radius ² * 0.163
Well Diameter	Multiplier	Well Diameter	Multiplier														
1"	0.04	4"	0.65														
2"	0.16	6"	1.47														
3"	0.37	Other	radius ² * 0.163														

Time	Temp (°F)	pH	Cond. (mS or μ S)	Turbidity (NTU)	Gals. Removed	Observations
1254	61.7	7.4	542	2.63	7.0	clear
1256	61.6	7.2	548	1.21	14	cloudy
1258	61.9	7.1	553	3.27	20.5	cloudy

Did well dewater? Yes No Gallons actually evacuated: 20.5

Sampling Date: 1/17/05 Sampling Time: 1305 Depth to Water: 11.00

Sample I.D.: MW-7 Laboratory: STL Other: TA

Analyzed for: TPH-G BTEX MTBE TPH-D Other: See 102

EB I.D. (if applicable): _____ @ _____ Time Duplicate I.D. (if applicable): _____

Analyzed for: TPH-G BTEX MTBE TPH-D Other: _____

D.O. (if req'd): <u>Pre-purge:</u> <u>6.4</u> mg/L	D.O. (if req'd): <u>Post-purge:</u> <u>7.4</u> mg/L
O.R.P. (if req'd): <u>Pre-purge:</u> _____ mV	O.R.P. (if req'd): <u>Post-purge:</u> _____ mV

SHELL WELL MONITORING DATA SHEET

BTS #: <u>060117-MW1</u>	Site: <u>97088250</u>
Sampler: <u>MW</u>	Date: <u>1/17/06</u>
Well I.D.: <u>VW/MW-2</u>	Well Diameter: <u>2</u> 3 4 6 8
Total Well Depth (TD): <u>22.06</u>	Depth to Water (DTW): <u>8.34</u>
Depth to Free Product:	Thickness of Free Product (feet):
Referenced to: <u>PVC</u> Grade	D.O. Meter (if req'd): <u>YSI</u> HACH
DTW with 80% Recharge [(Height of Water Column x 0.20) + DTW]: <u>11.08</u>	

Purge Method: Bailer Waterra Sampling Method: Bailer
 Disposable Bailer Peristaltic Disposable Bailer
 Positive Air Displacement Extraction Pump Extraction Port
 Electric Submersible Other _____ Dedicated Tubing

removed stinger to purge

2.2 (Gals.) X 3 = 6.6 Gals.
 I Case Volume Specified Volumes Calculated Volume

Well Diameter	Multiplier	Well Diameter	Multiplier
1"	0.04	4"	0.65
2"	0.16	6"	1.47
3"	0.37	Other	radius ² * 0.163

Time	Temp (°F)	pH	Cond. (mS or μ S)	Turbidity (NTUs)	Gals. Removed	Observations
<u>1231</u>	<u>65.2</u>	<u>7.1</u>	<u>603</u>	<u>235</u>	<u>2.2</u>	<u>cloudy</u>
<u>1234</u>	<u>65.3</u>	<u>6.9</u>	<u>588</u>	<u>348</u>	<u>4.4</u>	<u>↓</u>
<u>1238</u>	<u>65.3</u>	<u>6.9</u>	<u>567</u>	<u>269</u>	<u>6.6</u>	<u>↓</u>

Did well dewater? Yes No Gallons actually evacuated: 6.6

Sampling Date: 1/17/06 Sampling Time: 1245 Depth to Water: 8.41

Sample I.D.: VW/MW-2 Laboratory: STL Other _____

Analyzed for: TPH-G BTEX MTBE TPH-D Other: See Log

EB I.D. (if applicable): _____ @ _____ Time Duplicate I.D. (if applicable): _____

Analyzed for: TPH-G BTEX MTBE TPH-D Other: _____

D.O. (if req'd): <input checked="" type="checkbox"/> Pre-purge: <u>2.7</u> mg/L	D.O. (if req'd): <input checked="" type="checkbox"/> Post-purge: <u>1.6</u> mg/L
O.R.P. (if req'd): Pre-purge: _____ mV	O.R.P. (if req'd): Post-purge: _____ mV

SHELL WELL MONITORING DATA SHEET

BTS #: 060117-MW1	Site: 97088250
Sampler: MW	Date: 1/17/06
Well I.D.: NW/MW-4	Well Diameter: 3 4 6 8
Total Well Depth (TD): 18.13	Depth to Water (DTW): 8.05
Depth to Free Product:	Thickness of Free Product (feet):
Referenced to: <input checked="" type="radio"/> PVT Grade	D.O. Meter (if req'd): <input checked="" type="radio"/> YSI <input type="radio"/> HACH
DTW with 80% Recharge [(Height of Water Column x 0.20) + DTW]: 10.07	

Purge Method: <input checked="" type="radio"/> Bailer <input type="radio"/> Disposable Bailer <input type="radio"/> Positive Air Displacement <input type="radio"/> Electric Submersible	Waterra <input type="radio"/> Peristaltic <input type="radio"/> Extraction Pump Other: _____	Sampling Method: <input checked="" type="radio"/> Bailer <input type="radio"/> Disposable Bailer <input type="radio"/> Extraction Port <input type="radio"/> Dedicated Tubing Other: _____
---	---	--

1.6 (Gals.) X 3 = 4.8 Gals. 1 Case Volume Specified Volumes Calculated Volume	<table style="width: 100%; border-collapse: collapse;"> <thead> <tr> <th style="text-align: left;">Well Diameter</th> <th style="text-align: left;">Multiplier</th> <th style="text-align: left;">Well Diameter</th> <th style="text-align: left;">Multiplier</th> </tr> </thead> <tbody> <tr> <td>1"</td> <td>0.04</td> <td>4"</td> <td>0.65</td> </tr> <tr> <td>2"</td> <td>0.16</td> <td>6"</td> <td>1.47</td> </tr> <tr> <td>3"</td> <td>0.37</td> <td>Other</td> <td>radius² * 0.163</td> </tr> </tbody> </table>	Well Diameter	Multiplier	Well Diameter	Multiplier	1"	0.04	4"	0.65	2"	0.16	6"	1.47	3"	0.37	Other	radius ² * 0.163
Well Diameter	Multiplier	Well Diameter	Multiplier														
1"	0.04	4"	0.65														
2"	0.16	6"	1.47														
3"	0.37	Other	radius ² * 0.163														

Time	Temp (°F)	pH	Cond. (mS or μ S)	Turbidity (NTUs)	Gals. Removed	Observations
1206	64.1	7.1	955	>1000	1.6	cloudy, odor
1209	65.3	6.9	906	145	3.2	↓ ↓
1211	65.7	6.9	908	180	4.8	↓ ↓

Did well dewater? Yes <input checked="" type="radio"/> No	Gallons actually evacuated: 4.8	
Sampling Date: 1/17/06	Sampling Time: 1215	Depth to Water: 8.49
Sample I.D.: NW/MW-4	Laboratory: <input checked="" type="radio"/> STL Other: _____	
Analyzed for: TPH-G BTEX MTBE TPH-D	Other: Se Co	
EB I.D. (if applicable): @ Time	Duplicate I.D. (if applicable):	
Analyzed for: TPH-G BTEX MTBE TPH-D	Other: _____	
D.O. (if req'd): <input checked="" type="radio"/> Pre-purge: 2.7 mg/L	<input checked="" type="radio"/> Post-purge: 0.6 mg/L	
O.R.P. (if req'd): Pre-purge: _____ mV	Post-purge: _____ mV	

SHELL WELL MONITORING DATA SHEET

BTS #: <u>060117-MD)</u>	Site: <u>97088250</u>
Sampler: <u>MD</u>	Date: <u>1/17/06</u>
Well I.D.: <u>VW/AS-3</u>	Well Diameter: 2 3 4 6 8 <u>(1)</u>
Total Well Depth (TD): <u>20.28</u>	Depth to Water (DTW): <u>8.25</u>
Depth to Free Product:	Thickness of Free Product (feet):
Referenced to: <u>(PVC)</u> Grade	D.O. Meter (if req'd): <u>(YSI)</u> HACH
DTW with 80% Recharge [(Height of Water Column x 0.20) + DTW]: <u>10.56</u>	

Purge Method: Bailer Waterra Sampling Method: Bailer
 Disposable Bailer Peristaltic Disposable Bailer
 Positive Air Displacement Extraction Pump Extraction Port
 Electric Submersible Other: 5/8" tubing w/ check valve Dedicated Tubing
 Other: 5/8" tubing w/ check valve

0.5 (Gals.) X 3 = 1.5 Gals.
 1 Case Volume Specified Volumes Calculated Volume

Well Diameter	Multiplier	Well Diameter	Multiplier
1"	0.04	4"	0.65
2"	0.16	6"	1.47
3"	0.37	Other	radius ² * 0.163

Time	Temp (°F)	pH	Cond. (mS or µS)	Turbidity (NTUs)	Gals. Removed	Observations
<u>1056</u>	<u>65.6</u>	<u>6.7</u>	<u>995</u>	<u>33</u>	<u>0.5</u>	<u>clear odor</u>
<u>1059</u>	<u>65.9</u>	<u>6.8</u>	<u>993</u>	<u>63</u>	<u>1.0</u>	<u>↓ ↓</u>
<u>1102</u>	<u>66.0</u>	<u>6.8</u>	<u>992</u>	<u>38</u>	<u>1.5</u>	<u>↓ ↓</u>

Did well dewater? Yes No Gallons actually evacuated: 1.5

Sampling Date: 1/17/06 Sampling Time: 1110 Depth to Water: 8.31

Sample I.D.: VW/AS-3 Laboratory: STL Other: TA

Analyzed for: TPH-G BTEX MTBE TPH-D Other: See CR

EB I.D. (if applicable): @ Time Duplicate I.D. (if applicable):

Analyzed for: TPH-G BTEX MTBE TPH-D Other:

D.O. (if req'd):	Pre-purge:	<u>1.9</u> mg/L	Post-purge:	<u>0.8</u> mg/L
O.R.P. (if req'd):	Pre-purge:	mV	Post-purge:	mV

Appendix B

Remediation Analytical Laboratory Reports

March 22, 2006

Client: Cambria Env. Tech. (Sonoma) / SHELL (13674)
270 Perkins Street
Sonoma, CA 95476
Attn: Ana Friel

Work Order: NPC1494
Project Name: 1230 14th Street, Oakland, CA
Project Nbr: 97088250
P/O Nbr: 97088250
Date Received: 03/11/06

SAMPLE IDENTIFICATION	LAB NUMBER	COLLECTION DATE AND TIME
MW-1	NPC1494-01	03/09/06 15:15
MW-5	NPC1494-02	03/09/06 17:00
MW-6	NPC1494-03	03/09/06 14:55
MW-7	NPC1494-04	03/09/06 14:40
VW/MW-2	NPC1494-05	03/09/06 16:00
VW/MW-4	NPC1494-06	03/09/06 15:35
VW/AS-1	NPC1494-07	03/09/06 16:25

An executed copy of the chain of custody, the project quality control data, and the sample receipt form are also included as an addendum to this report. If you have any questions relating to this analytical report, please contact your Laboratory Project Manager at 1-800-765-0980. Any opinions, if expressed, are outside the scope of the Laboratory's accreditation.

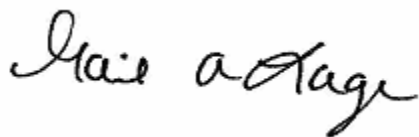
This material is intended only for the use of the individual(s) or entity to whom it is addressed, and may contain information that is privileged and confidential. If you are not the intended recipient, or the employee or agent responsible for delivering this material to the intended recipient, you are hereby notified that any dissemination, distribution, or copying of this material is strictly prohibited. If you have received this material in error, please notify us immediately at 615-726-0177.

California Certification Number: 01168CA

The Chain(s) of Custody, 3 pages, are included and are an integral part of this report.

These results relate only to the items tested. This report shall not be reproduced except in full and with permission of the laboratory.

Report Approved By:



Gail A Lage
Senior Project Manager

Client Cambria Env. Tech. (Sonoma) / SHELL (13674)
 270 Perkins Street
 Sonoma, CA 95476
 Attn Ana Friel

Work Order: NPC1494
 Project Name: 1230 14th Street, Oakland, CA
 Project Number: 97088250
 Received: 03/11/06 08:15

ANALYTICAL REPORT

Analyte	Result	Flag	Units	MRL	Dilution Factor	Analysis Date/Time	Method	Batch
Sample ID: NPC1494-01 (MW-1 - Water) Sampled: 03/09/06 15:15								
Volatile Organic Compounds by EPA Method 8260B								
Benzene	1.80		ug/L	0.500	1	03/18/06 00:43	SW846 8260B	6032939
Ethylbenzene	ND		ug/L	0.500	1	03/18/06 00:43	SW846 8260B	6032939
Toluene	ND		ug/L	0.500	1	03/18/06 00:43	SW846 8260B	6032939
Xylenes, total	1.82		ug/L	0.500	1	03/18/06 00:43	SW846 8260B	6032939
Surr: 1,2-Dichloroethane-d4 (70-130%)	92 %					03/18/06 00:43	SW846 8260B	6032939
Surr: Dibromofluoromethane (79-122%)	95 %					03/18/06 00:43	SW846 8260B	6032939
Surr: Toluene-d8 (78-121%)	94 %					03/18/06 00:43	SW846 8260B	6032939
Surr: 4-Bromofluorobenzene (78-126%)	97 %					03/18/06 00:43	SW846 8260B	6032939
Sample ID: NPC1494-02RE1 (MW-5 - Water) Sampled: 03/09/06 17:00								
Volatile Organic Compounds by EPA Method 8260B								
Benzene	474		ug/L	5.00	10	03/19/06 03:22	SW846 8260B	6033602
Ethylbenzene	63.3		ug/L	0.500	1	03/18/06 01:08	SW846 8260B	6032939
Toluene	90.3		ug/L	0.500	1	03/18/06 01:08	SW846 8260B	6032939
Xylenes, total	169		ug/L	0.500	1	03/18/06 01:08	SW846 8260B	6032939
Surr: 1,2-Dichloroethane-d4 (70-130%)	97 %					03/18/06 01:08	SW846 8260B	6032939
Surr: 1,2-Dichloroethane-d4 (70-130%)	97 %					03/19/06 03:22	SW846 8260B	6033602
Surr: Dibromofluoromethane (79-122%)	102 %					03/18/06 01:08	SW846 8260B	6032939
Surr: Dibromofluoromethane (79-122%)	98 %					03/19/06 03:22	SW846 8260B	6033602
Surr: Toluene-d8 (78-121%)	95 %					03/18/06 01:08	SW846 8260B	6032939
Surr: Toluene-d8 (78-121%)	96 %					03/19/06 03:22	SW846 8260B	6033602
Surr: 4-Bromofluorobenzene (78-126%)	98 %					03/18/06 01:08	SW846 8260B	6032939
Surr: 4-Bromofluorobenzene (78-126%)	104 %					03/19/06 03:22	SW846 8260B	6033602
Sample ID: NPC1494-03 (MW-6 - Water) Sampled: 03/09/06 14:55								
Volatile Organic Compounds by EPA Method 8260B								
Benzene	ND		ug/L	0.500	1	03/18/06 01:33	SW846 8260B	6032939
Ethylbenzene	ND		ug/L	0.500	1	03/18/06 01:33	SW846 8260B	6032939
Toluene	ND		ug/L	0.500	1	03/18/06 01:33	SW846 8260B	6032939
Xylenes, total	ND		ug/L	0.500	1	03/18/06 01:33	SW846 8260B	6032939
Surr: 1,2-Dichloroethane-d4 (70-130%)	97 %					03/18/06 01:33	SW846 8260B	6032939
Surr: Dibromofluoromethane (79-122%)	98 %					03/18/06 01:33	SW846 8260B	6032939
Surr: Toluene-d8 (78-121%)	97 %					03/18/06 01:33	SW846 8260B	6032939
Surr: 4-Bromofluorobenzene (78-126%)	107 %					03/18/06 01:33	SW846 8260B	6032939
Sample ID: NPC1494-04 (MW-7 - Water) Sampled: 03/09/06 14:40								
Volatile Organic Compounds by EPA Method 8260B								
Benzene	ND		ug/L	0.500	1	03/18/06 01:58	SW846 8260B	6032939
Ethylbenzene	ND		ug/L	0.500	1	03/18/06 01:58	SW846 8260B	6032939
Toluene	ND		ug/L	0.500	1	03/18/06 01:58	SW846 8260B	6032939
Xylenes, total	ND		ug/L	0.500	1	03/18/06 01:58	SW846 8260B	6032939
Surr: 1,2-Dichloroethane-d4 (70-130%)	93 %					03/18/06 01:58	SW846 8260B	6032939
Surr: Dibromofluoromethane (79-122%)	95 %					03/18/06 01:58	SW846 8260B	6032939
Surr: Toluene-d8 (78-121%)	97 %					03/18/06 01:58	SW846 8260B	6032939
Surr: 4-Bromofluorobenzene (78-126%)	100 %					03/18/06 01:58	SW846 8260B	6032939

Client Cambria Env. Tech. (Sonoma) / SHELL (13674)
 270 Perkins Street
 Sonoma, CA 95476
 Attn Ana Friel

Work Order: NPC1494
 Project Name: 1230 14th Street, Oakland, CA
 Project Number: 97088250
 Received: 03/11/06 08:15

ANALYTICAL REPORT

Analyte	Result	Flag	Units	MRL	Dilution Factor	Analysis Date/Time	Method	Batch
Sample ID: NPC1494-05 (VW/MW-2 - Water) Sampled: 03/09/06 16:00								
Volatile Organic Compounds by EPA Method 8260B								
Benzene	ND		ug/L	0.500	1	03/18/06 02:23	SW846 8260B	6032939
Ethylbenzene	57.8		ug/L	0.500	1	03/18/06 02:23	SW846 8260B	6032939
Toluene	29.2		ug/L	0.500	1	03/18/06 02:23	SW846 8260B	6032939
Xylenes, total	486		ug/L	0.500	1	03/18/06 02:23	SW846 8260B	6032939
<i>Surr: 1,2-Dichloroethane-d4 (70-130%)</i>	94 %					03/18/06 02:23	SW846 8260B	6032939
<i>Surr: Dibromofluoromethane (79-122%)</i>	97 %					03/18/06 02:23	SW846 8260B	6032939
<i>Surr: Toluene-d8 (78-121%)</i>	96 %					03/18/06 02:23	SW846 8260B	6032939
<i>Surr: 4-Bromofluorobenzene (78-126%)</i>	90 %					03/18/06 02:23	SW846 8260B	6032939
Sample ID: NPC1494-06 (VW/MW-4 - Water) Sampled: 03/09/06 15:35								
Volatile Organic Compounds by EPA Method 8260B								
Benzene	ND		ug/L	0.500	1	03/18/06 02:49	SW846 8260B	6032939
Ethylbenzene	ND		ug/L	0.500	1	03/18/06 02:49	SW846 8260B	6032939
Toluene	ND		ug/L	0.500	1	03/18/06 02:49	SW846 8260B	6032939
Xylenes, total	0.680		ug/L	0.500	1	03/18/06 02:49	SW846 8260B	6032939
<i>Surr: 1,2-Dichloroethane-d4 (70-130%)</i>	91 %					03/18/06 02:49	SW846 8260B	6032939
<i>Surr: Dibromofluoromethane (79-122%)</i>	98 %					03/18/06 02:49	SW846 8260B	6032939
<i>Surr: Toluene-d8 (78-121%)</i>	98 %					03/18/06 02:49	SW846 8260B	6032939
<i>Surr: 4-Bromofluorobenzene (78-126%)</i>	93 %					03/18/06 02:49	SW846 8260B	6032939
Sample ID: NPC1494-07RE1 (VW/AS-1 - Water) Sampled: 03/09/06 16:25								
Volatile Organic Compounds by EPA Method 8260B								
Benzene	1350		ug/L	12.5	25	03/19/06 03:47	SW846 8260B	6033602
Ethylbenzene	128		ug/L	0.500	1	03/18/06 03:14	SW846 8260B	6032939
Toluene	88.5		ug/L	0.500	1	03/18/06 03:14	SW846 8260B	6032939
Xylenes, total	164		ug/L	0.500	1	03/18/06 03:14	SW846 8260B	6032939
<i>Surr: 1,2-Dichloroethane-d4 (70-130%)</i>	97 %					03/18/06 03:14	SW846 8260B	6032939
<i>Surr: 1,2-Dichloroethane-d4 (70-130%)</i>	99 %					03/19/06 03:47	SW846 8260B	6033602
<i>Surr: Dibromofluoromethane (79-122%)</i>	96 %					03/18/06 03:14	SW846 8260B	6032939
<i>Surr: Dibromofluoromethane (79-122%)</i>	94 %					03/19/06 03:47	SW846 8260B	6033602
<i>Surr: Toluene-d8 (78-121%)</i>	96 %					03/18/06 03:14	SW846 8260B	6032939
<i>Surr: Toluene-d8 (78-121%)</i>	99 %					03/19/06 03:47	SW846 8260B	6033602
<i>Surr: 4-Bromofluorobenzene (78-126%)</i>	92 %					03/18/06 03:14	SW846 8260B	6032939
<i>Surr: 4-Bromofluorobenzene (78-126%)</i>	95 %					03/19/06 03:47	SW846 8260B	6033602

Client Cambria Env. Tech. (Sonoma) / SHELL (13674)
 270 Perkins Street
 Sonoma, CA 95476
 Attn Ana Friel

Work Order: NPC1494
 Project Name: 1230 14th Street, Oakland, CA
 Project Number: 97088250
 Received: 03/11/06 08:15

PROJECT QUALITY CONTROL DATA

Blank

Analyte	Blank Value	Q	Units	Q.C. Batch	Lab Number	Analyzed Date/Time
---------	-------------	---	-------	------------	------------	--------------------

Volatile Organic Compounds by EPA Method 8260B

6032939-BLK1

Benzene	<0.200		ug/L	6032939	6032939-BLK1	03/17/06 23:02
Ethylbenzene	<0.200		ug/L	6032939	6032939-BLK1	03/17/06 23:02
Toluene	<0.200		ug/L	6032939	6032939-BLK1	03/17/06 23:02
Xylenes, total	<0.350		ug/L	6032939	6032939-BLK1	03/17/06 23:02
Surrogate: 1,2-Dichloroethane-d4	92%			6032939	6032939-BLK1	03/17/06 23:02
Surrogate: Dibromofluoromethane	96%			6032939	6032939-BLK1	03/17/06 23:02
Surrogate: Toluene-d8	95%			6032939	6032939-BLK1	03/17/06 23:02
Surrogate: 4-Bromofluorobenzene	96%			6032939	6032939-BLK1	03/17/06 23:02

6033602-BLK1

Benzene	<0.200		ug/L	6033602	6033602-BLK1	03/18/06 14:37
Ethylbenzene	<0.200		ug/L	6033602	6033602-BLK1	03/18/06 14:37
Toluene	<0.200		ug/L	6033602	6033602-BLK1	03/18/06 14:37
Xylenes, total	<0.350		ug/L	6033602	6033602-BLK1	03/18/06 14:37
Surrogate: 1,2-Dichloroethane-d4	90%			6033602	6033602-BLK1	03/18/06 14:37
Surrogate: Dibromofluoromethane	97%			6033602	6033602-BLK1	03/18/06 14:37
Surrogate: Toluene-d8	95%			6033602	6033602-BLK1	03/18/06 14:37
Surrogate: 4-Bromofluorobenzene	97%			6033602	6033602-BLK1	03/18/06 14:37

6033602-BLK2

Benzene	<0.200		ug/L	6033602	6033602-BLK2	03/19/06 00:26
Ethylbenzene	<0.200		ug/L	6033602	6033602-BLK2	03/19/06 00:26
Toluene	<0.200		ug/L	6033602	6033602-BLK2	03/19/06 00:26
Xylenes, total	0.790		ug/L	6033602	6033602-BLK2	03/19/06 00:26
Surrogate: 1,2-Dichloroethane-d4	92%			6033602	6033602-BLK2	03/19/06 00:26
Surrogate: Dibromofluoromethane	96%			6033602	6033602-BLK2	03/19/06 00:26
Surrogate: Toluene-d8	95%			6033602	6033602-BLK2	03/19/06 00:26
Surrogate: 4-Bromofluorobenzene	103%			6033602	6033602-BLK2	03/19/06 00:26

Client Cambria Env. Tech. (Sonoma) / SHELL (13674)
 270 Perkins Street
 Sonoma, CA 95476
 Attn Ana Friel

Work Order: NPC1494
 Project Name: 1230 14th Street, Oakland, CA
 Project Number: 97088250
 Received: 03/11/06 08:15

PROJECT QUALITY CONTROL DATA
LCS

Analyte	Known Val.	Analyzed Val	Q	Units	% Rec.	Target Range	Batch	Analyzed Date/Time
Volatile Organic Compounds by EPA Method 8260B								
6032939-BS1								
Benzene	50.0	48.3		ug/L	97%	79 - 123	6032939	03/17/06 22:12
Ethylbenzene	50.0	48.1		ug/L	96%	79 - 125	6032939	03/17/06 22:12
Toluene	50.0	45.6		ug/L	91%	78 - 122	6032939	03/17/06 22:12
Xylenes, total	150	139		ug/L	93%	79 - 130	6032939	03/17/06 22:12
Surrogate: 1,2-Dichloroethane-d4	50.0	45.9			92%	70 - 130	6032939	03/17/06 22:12
Surrogate: Dibromofluoromethane	50.0	49.0			98%	79 - 122	6032939	03/17/06 22:12
Surrogate: Toluene-d8	50.0	48.3			97%	78 - 121	6032939	03/17/06 22:12
Surrogate: 4-Bromofluorobenzene	50.0	45.1			90%	78 - 126	6032939	03/17/06 22:12
6033602-BS1								
Benzene	50.0	49.6		ug/L	99%	79 - 123	6033602	03/18/06 23:10
Ethylbenzene	50.0	51.7		ug/L	103%	79 - 125	6033602	03/18/06 23:10
Toluene	50.0	50.3		ug/L	101%	78 - 122	6033602	03/18/06 23:10
Xylenes, total	150	152	B	ug/L	101%	79 - 130	6033602	03/18/06 23:10
Surrogate: 1,2-Dichloroethane-d4	50.0	43.3			87%	70 - 130	6033602	03/18/06 23:10
Surrogate: Dibromofluoromethane	50.0	46.5			93%	79 - 122	6033602	03/18/06 23:10
Surrogate: Toluene-d8	50.0	48.2			96%	78 - 121	6033602	03/18/06 23:10
Surrogate: 4-Bromofluorobenzene	50.0	46.3			93%	78 - 126	6033602	03/18/06 23:10
6033602-BS2								
Benzene	50.0	48.2		ug/L	96%	79 - 123	6033602	03/18/06 10:57
Ethylbenzene	50.0	48.7		ug/L	97%	79 - 125	6033602	03/18/06 10:57
Toluene	50.0	48.0		ug/L	96%	78 - 122	6033602	03/18/06 10:57
Xylenes, total	150	138	B	ug/L	92%	79 - 130	6033602	03/18/06 10:57
Surrogate: 1,2-Dichloroethane-d4	50.0	41.6			83%	70 - 130	6033602	03/18/06 10:57
Surrogate: Dibromofluoromethane	50.0	47.6			95%	79 - 122	6033602	03/18/06 10:57
Surrogate: Toluene-d8	50.0	47.9			96%	78 - 121	6033602	03/18/06 10:57
Surrogate: 4-Bromofluorobenzene	50.0	44.3			89%	78 - 126	6033602	03/18/06 10:57

Client Cambria Env. Tech. (Sonoma) / SHELL (13674)
 270 Perkins Street
 Sonoma, CA 95476
 Attn Ana Friel

Work Order: NPC1494
 Project Name: 1230 14th Street, Oakland, CA
 Project Number: 97088250
 Received: 03/11/06 08:15

PROJECT QUALITY CONTROL DATA

Matrix Spike

Analyte	Orig. Val.	MS Val	Q	Units	Spike Conc	% Rec.	Target Range	Batch	Sample Spiked	Analyzed Date/Time
Volatile Organic Compounds by EPA Method 8260B										
6032939-MS1										
Benzene	1.00E9	1350	MHA	ug/L	50.0	2000000000%	71 - 137	6032939	NPC1494-07	03/18/06 07:50
Ethylbenzene	128	174		ug/L	50.0	92%	72 - 139	6032939	NPC1494-07	03/18/06 07:50
Toluene	88.5	130		ug/L	50.0	83%	73 - 133	6032939	NPC1494-07	03/18/06 07:50
Xylenes, total	164	296		ug/L	150	88%	70 - 143	6032939	NPC1494-07	03/18/06 07:50
Surrogate: 1,2-Dichloroethane-d4		42.5		ug/L	50.0	85%	70 - 130	6032939	NPC1494-07	03/18/06 07:50
Surrogate: Dibromofluoromethane		47.6		ug/L	50.0	95%	79 - 122	6032939	NPC1494-07	03/18/06 07:50
Surrogate: Toluene-d8		47.2		ug/L	50.0	94%	78 - 121	6032939	NPC1494-07	03/18/06 07:50
Surrogate: 4-Bromofluorobenzene		44.7		ug/L	50.0	89%	78 - 126	6032939	NPC1494-07	03/18/06 07:50
6033602-MS1										
Benzene	1.00E9	699	MHA	ug/L	50.0	2000000000%	71 - 137	6033602	NPC1878-02	03/19/06 08:23
Ethylbenzene	20.7	84.1		ug/L	50.0	127%	72 - 139	6033602	NPC1878-02	03/19/06 08:23
Toluene	14.1	68.5		ug/L	50.0	109%	73 - 133	6033602	NPC1878-02	03/19/06 08:23
Xylenes, total	61.0	237	B	ug/L	150	117%	70 - 143	6033602	NPC1878-02	03/19/06 08:23
Surrogate: 1,2-Dichloroethane-d4		49.0		ug/L	50.0	98%	70 - 130	6033602	NPC1878-02	03/19/06 08:23
Surrogate: Dibromofluoromethane		47.9		ug/L	50.0	96%	79 - 122	6033602	NPC1878-02	03/19/06 08:23
Surrogate: Toluene-d8		47.8		ug/L	50.0	96%	78 - 121	6033602	NPC1878-02	03/19/06 08:23
Surrogate: 4-Bromofluorobenzene		43.1		ug/L	50.0	86%	78 - 126	6033602	NPC1878-02	03/19/06 08:23

Client Cambria Env. Tech. (Sonoma) / SHELL (13674)
 270 Perkins Street
 Sonoma, CA 95476
 Attn Ana Friel

Work Order: NPC1494
 Project Name: 1230 14th Street, Oakland, CA
 Project Number: 97088250
 Received: 03/11/06 08:15

PROJECT QUALITY CONTROL DATA

Matrix Spike Dup

Analyte	Orig. Val.	Duplicate	Q	Units	Spike Conc	% Rec.	Target Range	RPD	Limit	Batch	Sample Duplicated	Analyzed Date/Time
Volatile Organic Compounds by EPA Method 8260B												
6032939-MSD1												
Benzene	1.00E9	1470	MHA	ug/L	50.0	0000000	71 - 137	9	23	6032939	NPC1494-07	03/18/06 08:15
Ethylbenzene	128	186		ug/L	50.0	116%	72 - 139	7	23	6032939	NPC1494-07	03/18/06 08:15
Toluene	88.5	140		ug/L	50.0	103%	73 - 133	7	25	6032939	NPC1494-07	03/18/06 08:15
Xylenes, total	164	317		ug/L	150	102%	70 - 143	7	27	6032939	NPC1494-07	03/18/06 08:15
Surrogate: 1,2-Dichloroethane-d4		44.2		ug/L	50.0	88%	70 - 130			6032939	NPC1494-07	03/18/06 08:15
Surrogate: Dibromofluoromethane		49.4		ug/L	50.0	99%	79 - 122			6032939	NPC1494-07	03/18/06 08:15
Surrogate: Toluene-d8		48.8		ug/L	50.0	98%	78 - 121			6032939	NPC1494-07	03/18/06 08:15
Surrogate: 4-Bromofluorobenzene		43.1		ug/L	50.0	86%	78 - 126			6032939	NPC1494-07	03/18/06 08:15
6033602-MSD1												
Benzene	1.00E9	753	MHA	ug/L	50.0	0000000	71 - 137	7	23	6033602	NPC1878-02	03/19/06 08:49
Ethylbenzene	20.7	94.4	M7	ug/L	50.0	147%	72 - 139	12	23	6033602	NPC1878-02	03/19/06 08:49
Toluene	14.1	75.5		ug/L	50.0	123%	73 - 133	10	25	6033602	NPC1878-02	03/19/06 08:49
Xylenes, total	61.0	254	B	ug/L	150	129%	70 - 143	7	27	6033602	NPC1878-02	03/19/06 08:49
Surrogate: 1,2-Dichloroethane-d4		47.8		ug/L	50.0	96%	70 - 130			6033602	NPC1878-02	03/19/06 08:49
Surrogate: Dibromofluoromethane		47.5		ug/L	50.0	95%	79 - 122			6033602	NPC1878-02	03/19/06 08:49
Surrogate: Toluene-d8		48.6		ug/L	50.0	97%	78 - 121			6033602	NPC1878-02	03/19/06 08:49
Surrogate: 4-Bromofluorobenzene		45.3		ug/L	50.0	91%	78 - 126			6033602	NPC1878-02	03/19/06 08:49

Client Cambria Env. Tech. (Sonoma) / SHELL (13674)
270 Perkins Street
Sonoma, CA 95476
Attn Ana Friel

Work Order: NPC1494
Project Name: 1230 14th Street, Oakland, CA
Project Number: 97088250
Received: 03/11/06 08:15

CERTIFICATION SUMMARY

TestAmerica Analytical - Nashville

Method	Matrix	AIHA	Nelac	California
SW846 8260B	Water	N/A	X	X

Client Cambria Env. Tech. (Sonoma) / SHELL (13674)
270 Perkins Street
Sonoma, CA 95476
Attn Ana Friel

Work Order: NPC1494
Project Name: 1230 14th Street, Oakland, CA
Project Number: 97088250
Received: 03/11/06 08:15

NELAC CERTIFICATION SUMMARY

TestAmerica Analytical - Nashville does not hold NELAC certifications for the following analytes included in this report

<u>Method</u>	<u>Matrix</u>	<u>Analyte</u>
---------------	---------------	----------------

Client Cambria Env. Tech. (Sonoma) / SHELL (13674)
270 Perkins Street
Sonoma, CA 95476
Attn Ana Friel

Work Order: NPC1494
Project Name: 1230 14th Street, Oakland, CA
Project Number: 97088250
Received: 03/11/06 08:15

DATA QUALIFIERS AND DEFINITIONS

- B** Analyte was detected in the associated Method Blank.
- M7** The MS and/or MSD were above the acceptance limits. See Blank Spike (LCS).
- MHA** Due to high levels of analyte in the sample, the MS/MSD calculation does not provide useful spike recovery information. See Blank Spike (LCS).

METHOD MODIFICATION NOTES

SHELL Chain Of Custody Record

Lab Identification (if necessary):

TA - Irvine, California

TA - Morgan Hill, California

TA - Nashville, Tennessee

STL

Other (location) _____

Shell Project Manager to be invoiced:

ENVIRONMENTAL SERVICES **Denis Brown**

TECHNICAL SERVICES

CRMT HOUSTON

NOT FOR ENV. REMEDIATION - NO ETIM - SEND PAPER INVOICE

INCIDENT NUMBER (ES ONLY)

9 7 0 8 8 2 5 0

SAP or CRMT NUMBER (TS/CRMT)

DATE: **3/9/06**

PAGE: **1** of **1**

SAMPLING COMPANY:

Blaine Tech Services

LOG CODE: **BTSS**

ADDRESS:

1680 Rogers Avenue, San Jose, CA 95112

PROJECT CONTACT (Hardcopy or PDF Report to):

Michael Ninokata

TELEPHONE: **408-573-0555** FAX: **408-573-7771** E-MAIL: **mminokata@blainetech.com**

SITE ADDRESS: Street and City

1230 14th St., Oakland

EDF DELIVERABLE TO (Responsible Party or Designee):

Ana Friel, Cambria, Eureka Office

PHONE NO.: **(707) 268-3812**

SAMPLER NAME(S) (Print):

Shawn Lane

State: **CA** GLOBAL ID NO.: **T0600101691**

E-MAIL: **sonomaedf@cambria-env.com**

CONSULTANT PROJECT NO.: **060309-SL2**

BTS # _____

LAB USE ONLY

TURNAROUND TIME (STANDARD IS 10 CALENDAR DAYS):

STD 5 DAY 3 DAY 2 DAY 24 HOURS

RESULTS NEEDED ON WEEKEND

GC/MS MTBE CONFIRMATION: HIGHEST _____ HIGHEST per BORING _____ ALL _____

SPECIAL INSTRUCTIONS OR NOTES: CHECK BOX IF EDD IS NOT NEEDED

NPC1494

03/21/06 17:00

RECEIPT VERIFICATION REQUESTED

REQUESTED ANALYSIS

TPH - Gas, Purgeable (8260B)	TPH - Diesel, Extractable (8015m)	BTEX (8260B)	5 Oxygenates (8260B) (MTBE, TBA, DIPE, TAME, ETBE)	MTBE (8260B)	TBA (8260B)	DIPE (8260B)	TAME (8260B)	ETBE (8260B)	1,2 DCA (8260B)	EDB (8260B)	Ethanol (8260B)	Methanol (8015M)	FIELD NOTES: Container/Preservative or PID Readings or Laboratory Notes
													TEMPERATURE ON RECEIPT C°

LAB USE ONLY	Field Sample Identification	SAMPLING		MATRIX	NO. OF CONT.
		DATE	TIME		
	MW-1	3/9/06	1515	W	3
	MW-5		1700		
	MW-6		1755		
	MW-7		1740		
	VW/MW-2		1600		
	VW/MW-4		1535		
	VW/AS-1		1625		

Relinquished by: (Signature) S. Lane	Received by: (Signature) m. friel (Sample Custodian)	Date: 3/9/06	Time: 1835
Relinquished by: (Signature) Shawn Lane	Received by: (Signature) [Signature]	Date: 3/9/06	Time: 451
Relinquished by: (Signature) [Signature]	Received by: (Signature) [Signature]	Date: 3/10/06	Time: 1230

COURIER PICK-UP (CLIENT ADDRESS)

Date Requested: <u>09/15/05 8:10AM</u>	Delivery/Pickup Date: <u>03/10/06 Anytime</u>
Requested By: <u>Blaine Tech Services</u>	Client Contact: <u>Mike Ninokata</u>
Client Address: <u>Blaine Tech Services</u>	Client Phone#: <u>x.202</u>
<u>1680 Rogers Ave</u>	Created By: <u>Lisa Race</u>
<u>San Jose, CA 95112</u>	Project Manager: <u>Theresa Allen</u>

Miscellaneous Items Requested:

<u>Cooler(s):</u>	<u>Ice:</u>	<u>COC's:</u>	<u>Misc Items:</u>
None	None	None	None

Comments:

Cross Streets/Driving Directions: None Supplied
 Comments: No Comments

March 09, 2006

Client: Cambria Env. Tech. (Sonoma) / SHELL (13674)
270 Perkins Street
Sonoma, CA 95476
Attn: Ana Friel

Work Order: NPB3278
Project Name: 1230 14th Street, Oakland, CA
Project Nbr: 97088250
P/O Nbr: 97088250
Date Received: 02/25/06

SAMPLE IDENTIFICATION	LAB NUMBER	COLLECTION DATE AND TIME
MW-1	NPB3278-01	02/23/06 09:50
MW-5	NPB3278-02	02/23/06 12:50
MW-6	NPB3278-03	02/23/06 09:25
MW-7	NPB3278-04	02/23/06 09:05
VW/ MW-2	NPB3278-05	02/23/06 10:15
VW/ MW-4	NPB3278-06	02/23/06 11:25
VW/ AS-1	NPB3278-07	02/23/06 11:50

An executed copy of the chain of custody, the project quality control data, and the sample receipt form are also included as an addendum to this report. If you have any questions relating to this analytical report, please contact your Laboratory Project Manager at 1-800-765-0980. Any opinions, if expressed, are outside the scope of the Laboratory's accreditation.

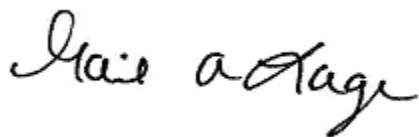
This material is intended only for the use of the individual(s) or entity to whom it is addressed, and may contain information that is privileged and confidential. If you are not the intended recipient, or the employee or agent responsible for delivering this material to the intended recipient, you are hereby notified that any dissemination, distribution, or copying of this material is strictly prohibited. If you have received this material in error, please notify us immediately at 615-726-0177.

California Certification Number: 01168CA

The Chain(s) of Custody, 3 pages, are included and are an integral part of this report.

These results relate only to the items tested. This report shall not be reproduced except in full and with permission of the laboratory.

Report Approved By:



Gail A Lage
Senior Project Manager

Client Cambria Env. Tech. (Sonoma) / SHELL (13674)
 270 Perkins Street
 Sonoma, CA 95476
 Attn Ana Friel

Work Order: NPB3278
 Project Name: 1230 14th Street, Oakland, CA
 Project Number: 97088250
 Received: 02/25/06 08:00

ANALYTICAL REPORT

Analyte	Result	Flag	Units	MRL	Dilution Factor	Analysis Date/Time	Method	Batch
Sample ID: NPB3278-01 (MW-1 - Water) Sampled: 02/23/06 09:50								
Volatile Organic Compounds by EPA Method 8260B								
Benzene	18.1		ug/L	0.500	1	03/06/06 13:10	SW846 8260B	6031388
Ethylbenzene	1.89		ug/L	0.500	1	03/06/06 13:10	SW846 8260B	6031388
Toluene	2.22		ug/L	0.500	1	03/06/06 13:10	SW846 8260B	6031388
Xylenes, total	4.50		ug/L	0.500	1	03/06/06 13:10	SW846 8260B	6031388
Surr: 1,2-Dichloroethane-d4 (70-130%)	98 %					03/06/06 13:10	SW846 8260B	6031388
Surr: Dibromofluoromethane (79-122%)	99 %					03/06/06 13:10	SW846 8260B	6031388
Surr: Toluene-d8 (78-121%)	100 %					03/06/06 13:10	SW846 8260B	6031388
Surr: 4-Bromofluorobenzene (78-126%)	98 %					03/06/06 13:10	SW846 8260B	6031388
Sample ID: NPB3278-02RE1 (MW-5 - Water) Sampled: 02/23/06 12:50								
Volatile Organic Compounds by EPA Method 8260B								
Benzene	4630		ug/L	25.0	50	03/06/06 01:45	SW846 8260B	6030920
Ethylbenzene	709		ug/L	25.0	50	03/06/06 01:45	SW846 8260B	6030920
Toluene	1470		ug/L	25.0	50	03/06/06 01:45	SW846 8260B	6030920
Xylenes, total	2310		ug/L	25.0	50	03/06/06 01:45	SW846 8260B	6030920
Surr: 1,2-Dichloroethane-d4 (70-130%)	96 %					03/06/06 01:21	SW846 8260B	6030920
Surr: Dibromofluoromethane (79-122%)	97 %					03/06/06 01:21	SW846 8260B	6030920
Surr: Toluene-d8 (78-121%)	99 %					03/06/06 01:21	SW846 8260B	6030920
Surr: 4-Bromofluorobenzene (78-126%)	99 %					03/06/06 01:21	SW846 8260B	6030920
Sample ID: NPB3278-03 (MW-6 - Water) Sampled: 02/23/06 09:25								
Volatile Organic Compounds by EPA Method 8260B								
Benzene	ND		ug/L	0.500	1	03/04/06 18:44	SW846 8260B	6031038
Ethylbenzene	ND		ug/L	0.500	1	03/04/06 18:44	SW846 8260B	6031038
Toluene	ND		ug/L	0.500	1	03/04/06 18:44	SW846 8260B	6031038
Xylenes, total	ND		ug/L	0.500	1	03/04/06 18:44	SW846 8260B	6031038
Surr: 1,2-Dichloroethane-d4 (70-130%)	100 %					03/04/06 18:44	SW846 8260B	6031038
Surr: Dibromofluoromethane (79-122%)	100 %					03/04/06 18:44	SW846 8260B	6031038
Surr: Toluene-d8 (78-121%)	99 %					03/04/06 18:44	SW846 8260B	6031038
Surr: 4-Bromofluorobenzene (78-126%)	98 %					03/04/06 18:44	SW846 8260B	6031038
Sample ID: NPB3278-04 (MW-7 - Water) Sampled: 02/23/06 09:05								
Volatile Organic Compounds by EPA Method 8260B								
Benzene	ND		ug/L	0.500	1	03/06/06 13:33	SW846 8260B	6031388
Ethylbenzene	ND		ug/L	0.500	1	03/06/06 13:33	SW846 8260B	6031388
Toluene	ND		ug/L	0.500	1	03/06/06 13:33	SW846 8260B	6031388
Xylenes, total	ND		ug/L	0.500	1	03/06/06 13:33	SW846 8260B	6031388
Surr: 1,2-Dichloroethane-d4 (70-130%)	98 %					03/06/06 13:33	SW846 8260B	6031388
Surr: Dibromofluoromethane (79-122%)	99 %					03/06/06 13:33	SW846 8260B	6031388
Surr: Toluene-d8 (78-121%)	100 %					03/06/06 13:33	SW846 8260B	6031388
Surr: 4-Bromofluorobenzene (78-126%)	97 %					03/06/06 13:33	SW846 8260B	6031388

Client Cambria Env. Tech. (Sonoma) / SHELL (13674)
 270 Perkins Street
 Sonoma, CA 95476
 Attn Ana Friel

Work Order: NPB3278
 Project Name: 1230 14th Street, Oakland, CA
 Project Number: 97088250
 Received: 02/25/06 08:00

ANALYTICAL REPORT

Analyte	Result	Flag	Units	MRL	Dilution Factor	Analysis Date/Time	Method	Batch
Sample ID: NPB3278-05 (VW/ MW-2 - Water) Sampled: 02/23/06 10:15								
Volatile Organic Compounds by EPA Method 8260B								
Benzene	97.9		ug/L	0.500	1	03/08/06 02:00	SW846 8260B	6031448
Ethylbenzene	40.0		ug/L	0.500	1	03/08/06 02:00	SW846 8260B	6031448
Toluene	17.2		ug/L	0.500	1	03/08/06 02:00	SW846 8260B	6031448
Xylenes, total	80.6		ug/L	0.500	1	03/08/06 02:00	SW846 8260B	6031448
<i>Surr: 1,2-Dichloroethane-d4 (70-130%)</i>	102 %					03/08/06 02:00	SW846 8260B	6031448
<i>Surr: Dibromofluoromethane (79-122%)</i>	98 %					03/08/06 02:00	SW846 8260B	6031448
<i>Surr: Toluene-d8 (78-121%)</i>	101 %					03/08/06 02:00	SW846 8260B	6031448
<i>Surr: 4-Bromofluorobenzene (78-126%)</i>	96 %					03/08/06 02:00	SW846 8260B	6031448
Sample ID: NPB3278-06 (VW/ MW-4 - Water) Sampled: 02/23/06 11:25								
Volatile Organic Compounds by EPA Method 8260B								
Benzene	1.42		ug/L	0.500	1	03/06/06 14:21	SW846 8260B	6031388
Ethylbenzene	0.580		ug/L	0.500	1	03/06/06 14:21	SW846 8260B	6031388
Toluene	0.930		ug/L	0.500	1	03/06/06 14:21	SW846 8260B	6031388
Xylenes, total	ND		ug/L	0.500	1	03/06/06 14:21	SW846 8260B	6031388
<i>Surr: 1,2-Dichloroethane-d4 (70-130%)</i>	97 %					03/06/06 14:21	SW846 8260B	6031388
<i>Surr: Dibromofluoromethane (79-122%)</i>	98 %					03/06/06 14:21	SW846 8260B	6031388
<i>Surr: Toluene-d8 (78-121%)</i>	100 %					03/06/06 14:21	SW846 8260B	6031388
<i>Surr: 4-Bromofluorobenzene (78-126%)</i>	97 %					03/06/06 14:21	SW846 8260B	6031388
Sample ID: NPB3278-07RE1 (VW/ AS-1 - Water) Sampled: 02/23/06 11:50								
Volatile Organic Compounds by EPA Method 8260B								
Benzene	3080		ug/L	25.0	50	03/08/06 12:41	SW846 8260B	6031180
Ethylbenzene	414		ug/L	5.00	10	03/08/06 05:21	SW846 8260B	6031448
Toluene	222		ug/L	5.00	10	03/08/06 05:21	SW846 8260B	6031448
Xylenes, total	778		ug/L	5.00	10	03/08/06 05:21	SW846 8260B	6031448
<i>Surr: 1,2-Dichloroethane-d4 (70-130%)</i>	99 %					03/08/06 05:21	SW846 8260B	6031448
<i>Surr: 1,2-Dichloroethane-d4 (70-130%)</i>	94 %					03/08/06 12:41	SW846 8260B	6031180
<i>Surr: Dibromofluoromethane (79-122%)</i>	97 %					03/08/06 05:21	SW846 8260B	6031448
<i>Surr: Dibromofluoromethane (79-122%)</i>	105 %					03/08/06 12:41	SW846 8260B	6031180
<i>Surr: Toluene-d8 (78-121%)</i>	101 %					03/08/06 05:21	SW846 8260B	6031448
<i>Surr: Toluene-d8 (78-121%)</i>	97 %					03/08/06 12:41	SW846 8260B	6031180
<i>Surr: 4-Bromofluorobenzene (78-126%)</i>	104 %					03/08/06 05:21	SW846 8260B	6031448
<i>Surr: 4-Bromofluorobenzene (78-126%)</i>	97 %					03/08/06 12:41	SW846 8260B	6031180

Client Cambria Env. Tech. (Sonoma) / SHELL (13674)
 270 Perkins Street
 Sonoma, CA 95476
 Attn Ana Friel

Work Order: NPB3278
 Project Name: 1230 14th Street, Oakland, CA
 Project Number: 97088250
 Received: 02/25/06 08:00

PROJECT QUALITY CONTROL DATA

Blank

Analyte	Blank Value	Q	Units	Q.C. Batch	Lab Number	Analyzed Date/Time
---------	-------------	---	-------	------------	------------	--------------------

Volatile Organic Compounds by EPA Method 8260B

6030920-BLK1

Benzene	<0.200		ug/L	6030920	6030920-BLK1	03/05/06 20:15
Ethylbenzene	<0.200		ug/L	6030920	6030920-BLK1	03/05/06 20:15
Toluene	<0.200		ug/L	6030920	6030920-BLK1	03/05/06 20:15
Xylenes, total	<0.350		ug/L	6030920	6030920-BLK1	03/05/06 20:15
Surrogate: 1,2-Dichloroethane-d4	98%			6030920	6030920-BLK1	03/05/06 20:15
Surrogate: Dibromofluoromethane	99%			6030920	6030920-BLK1	03/05/06 20:15
Surrogate: Toluene-d8	100%			6030920	6030920-BLK1	03/05/06 20:15
Surrogate: 4-Bromofluorobenzene	100%			6030920	6030920-BLK1	03/05/06 20:15

6031038-BLK1

Benzene	<0.200		ug/L	6031038	6031038-BLK1	03/04/06 09:43
Ethylbenzene	<0.200		ug/L	6031038	6031038-BLK1	03/04/06 09:43
Toluene	<0.200		ug/L	6031038	6031038-BLK1	03/04/06 09:43
Xylenes, total	<0.350		ug/L	6031038	6031038-BLK1	03/04/06 09:43
Surrogate: 1,2-Dichloroethane-d4	100%			6031038	6031038-BLK1	03/04/06 09:43
Surrogate: Dibromofluoromethane	99%			6031038	6031038-BLK1	03/04/06 09:43
Surrogate: Toluene-d8	99%			6031038	6031038-BLK1	03/04/06 09:43
Surrogate: 4-Bromofluorobenzene	99%			6031038	6031038-BLK1	03/04/06 09:43

6031180-BLK1

Benzene	<0.200		ug/L	6031180	6031180-BLK1	03/08/06 10:50
Ethylbenzene	<0.200		ug/L	6031180	6031180-BLK1	03/08/06 10:50
Toluene	<0.200		ug/L	6031180	6031180-BLK1	03/08/06 10:50
Xylenes, total	<0.350		ug/L	6031180	6031180-BLK1	03/08/06 10:50
Surrogate: 1,2-Dichloroethane-d4	93%			6031180	6031180-BLK1	03/08/06 10:50
Surrogate: Dibromofluoromethane	91%			6031180	6031180-BLK1	03/08/06 10:50
Surrogate: Toluene-d8	97%			6031180	6031180-BLK1	03/08/06 10:50
Surrogate: 4-Bromofluorobenzene	96%			6031180	6031180-BLK1	03/08/06 10:50

6031388-BLK1

Benzene	<0.200		ug/L	6031388	6031388-BLK1	03/06/06 11:27
Ethylbenzene	<0.200		ug/L	6031388	6031388-BLK1	03/06/06 11:27
Toluene	<0.200		ug/L	6031388	6031388-BLK1	03/06/06 11:27
Xylenes, total	<0.350		ug/L	6031388	6031388-BLK1	03/06/06 11:27
Surrogate: 1,2-Dichloroethane-d4	98%			6031388	6031388-BLK1	03/06/06 11:27
Surrogate: Dibromofluoromethane	98%			6031388	6031388-BLK1	03/06/06 11:27
Surrogate: Toluene-d8	99%			6031388	6031388-BLK1	03/06/06 11:27
Surrogate: 4-Bromofluorobenzene	100%			6031388	6031388-BLK1	03/06/06 11:27

6031448-BLK1

Benzene	<0.200		ug/L	6031448	6031448-BLK1	03/07/06 23:29
Ethylbenzene	<0.200		ug/L	6031448	6031448-BLK1	03/07/06 23:29

Client Cambria Env. Tech. (Sonoma) / SHELL (13674)
 270 Perkins Street
 Sonoma, CA 95476
 Attn Ana Friel

Work Order: NPB3278
 Project Name: 1230 14th Street, Oakland, CA
 Project Number: 97088250
 Received: 02/25/06 08:00

PROJECT QUALITY CONTROL DATA
Blank - Cont.

Analyte	Blank Value	Q	Units	Q.C. Batch	Lab Number	Analyzed Date/Time
Volatile Organic Compounds by EPA Method 8260B						
6031448-BLK1						
Toluene	<0.200		ug/L	6031448	6031448-BLK1	03/07/06 23:29
Xylenes, total	<0.350		ug/L	6031448	6031448-BLK1	03/07/06 23:29
Surrogate: 1,2-Dichloroethane-d4	101%			6031448	6031448-BLK1	03/07/06 23:29
Surrogate: Dibromofluoromethane	99%			6031448	6031448-BLK1	03/07/06 23:29
Surrogate: Toluene-d8	101%			6031448	6031448-BLK1	03/07/06 23:29
Surrogate: 4-Bromofluorobenzene	104%			6031448	6031448-BLK1	03/07/06 23:29

Client Cambria Env. Tech. (Sonoma) / SHELL (13674)
 270 Perkins Street
 Sonoma, CA 95476
 Attn Ana Friel

Work Order: NPB3278
 Project Name: 1230 14th Street, Oakland, CA
 Project Number: 97088250
 Received: 02/25/06 08:00

PROJECT QUALITY CONTROL DATA
LCS

Analyte	Known Val.	Analyzed Val	Q	Units	% Rec.	Target Range	Batch	Analyzed Date/Time
Volatile Organic Compounds by EPA Method 8260B								
6030920-BS1								
Benzene	50.0	50.5		ug/L	101%	79 - 123	6030920	03/05/06 19:05
Ethylbenzene	50.0	47.6		ug/L	95%	79 - 125	6030920	03/05/06 19:05
Toluene	50.0	48.3		ug/L	97%	78 - 122	6030920	03/05/06 19:05
Xylenes, total	150	144		ug/L	96%	79 - 130	6030920	03/05/06 19:05
Surrogate: 1,2-Dichloroethane-d4	50.0	48.3			97%	70 - 130	6030920	03/05/06 19:05
Surrogate: Dibromofluoromethane	50.0	49.5			99%	79 - 122	6030920	03/05/06 19:05
Surrogate: Toluene-d8	50.0	49.8			100%	78 - 121	6030920	03/05/06 19:05
Surrogate: 4-Bromofluorobenzene	50.0	48.9			98%	78 - 126	6030920	03/05/06 19:05
6031038-BS1								
Benzene	50.0	56.0		ug/L	112%	79 - 123	6031038	03/04/06 08:33
Ethylbenzene	50.0	53.8		ug/L	108%	79 - 125	6031038	03/04/06 08:33
Toluene	50.0	54.3		ug/L	109%	78 - 122	6031038	03/04/06 08:33
Xylenes, total	150	161		ug/L	107%	79 - 130	6031038	03/04/06 08:33
Surrogate: 1,2-Dichloroethane-d4	50.0	49.1			98%	70 - 130	6031038	03/04/06 08:33
Surrogate: Dibromofluoromethane	50.0	49.5			99%	79 - 122	6031038	03/04/06 08:33
Surrogate: Toluene-d8	50.0	49.8			100%	78 - 121	6031038	03/04/06 08:33
Surrogate: 4-Bromofluorobenzene	50.0	48.8			98%	78 - 126	6031038	03/04/06 08:33
6031180-BS1								
Benzene	50.0	50.5		ug/L	101%	79 - 123	6031180	03/08/06 09:55
Ethylbenzene	50.0	52.8		ug/L	106%	79 - 125	6031180	03/08/06 09:55
Toluene	50.0	48.7		ug/L	97%	78 - 122	6031180	03/08/06 09:55
Xylenes, total	150	155		ug/L	103%	79 - 130	6031180	03/08/06 09:55
Surrogate: 1,2-Dichloroethane-d4	50.0	43.6			87%	70 - 130	6031180	03/08/06 09:55
Surrogate: Dibromofluoromethane	50.0	51.8			104%	79 - 122	6031180	03/08/06 09:55
Surrogate: Toluene-d8	50.0	49.5			99%	78 - 121	6031180	03/08/06 09:55
Surrogate: 4-Bromofluorobenzene	50.0	46.7			93%	78 - 126	6031180	03/08/06 09:55
6031388-BS1								
Benzene	50.0	49.5		ug/L	99%	79 - 123	6031388	03/06/06 10:16
Ethylbenzene	50.0	46.1		ug/L	92%	79 - 125	6031388	03/06/06 10:16
Toluene	50.0	47.6		ug/L	95%	78 - 122	6031388	03/06/06 10:16
Xylenes, total	150	137		ug/L	91%	79 - 130	6031388	03/06/06 10:16
Surrogate: 1,2-Dichloroethane-d4	50.0	47.3			95%	70 - 130	6031388	03/06/06 10:16
Surrogate: Dibromofluoromethane	50.0	49.0			98%	79 - 122	6031388	03/06/06 10:16
Surrogate: Toluene-d8	50.0	50.0			100%	78 - 121	6031388	03/06/06 10:16
Surrogate: 4-Bromofluorobenzene	50.0	49.1			98%	78 - 126	6031388	03/06/06 10:16
6031448-BS1								
Benzene	50.0	55.0		ug/L	110%	79 - 123	6031448	03/08/06 09:48
Ethylbenzene	50.0	55.4		ug/L	111%	79 - 125	6031448	03/08/06 09:48

Client Cambria Env. Tech. (Sonoma) / SHELL (13674)
 270 Perkins Street
 Sonoma, CA 95476
 Attn Ana Friel

Work Order: NPB3278
 Project Name: 1230 14th Street, Oakland, CA
 Project Number: 97088250
 Received: 02/25/06 08:00

PROJECT QUALITY CONTROL DATA
LCS - Cont.

Analyte	Known Val.	Analyzed Val	Q	Units	% Rec.	Target Range	Batch	Analyzed Date/Time
Volatile Organic Compounds by EPA Method 8260B								
6031448-BS1								
Toluene	50.0	58.0		ug/L	116%	78 - 122	6031448	03/08/06 09:48
Xylenes, total	150	169		ug/L	113%	79 - 130	6031448	03/08/06 09:48
<i>Surrogate: 1,2-Dichloroethane-d4</i>	50.0	47.8			96%	70 - 130	6031448	03/08/06 09:48
<i>Surrogate: Dibromofluoromethane</i>	50.0	49.7			99%	79 - 122	6031448	03/08/06 09:48
<i>Surrogate: Toluene-d8</i>	50.0	52.0			104%	78 - 121	6031448	03/08/06 09:48
<i>Surrogate: 4-Bromofluorobenzene</i>	50.0	47.4			95%	78 - 126	6031448	03/08/06 09:48

Client Cambria Env. Tech. (Sonoma) / SHELL (13674)
 270 Perkins Street
 Sonoma, CA 95476
 Attn Ana Friel

Work Order: NPB3278
 Project Name: 1230 14th Street, Oakland, CA
 Project Number: 97088250
 Received: 02/25/06 08:00

PROJECT QUALITY CONTROL DATA

Matrix Spike

Analyte	Orig. Val.	MS Val	Q	Units	Spike Conc	% Rec.	Target Range	Batch	Sample Spiked	Analyzed Date/Time
Volatile Organic Compounds by EPA Method 8260B										
6031038-MS1										
Benzene	ND	79.9	M7	ug/L	50.0	160%	71 - 137	6031038	NPB3278-03	03/04/06 19:07
Ethylbenzene	ND	71.8	M7	ug/L	50.0	144%	72 - 139	6031038	NPB3278-03	03/04/06 19:07
Toluene	ND	71.7	M7	ug/L	50.0	143%	73 - 133	6031038	NPB3278-03	03/04/06 19:07
Xylenes, total	ND	214		ug/L	150	143%	70 - 143	6031038	NPB3278-03	03/04/06 19:07
<i>Surrogate: 1,2-Dichloroethane-d4</i>		49.5		ug/L	50.0	99%	70 - 130	6031038	NPB3278-03	03/04/06 19:07
<i>Surrogate: Dibromofluoromethane</i>		49.7		ug/L	50.0	99%	79 - 122	6031038	NPB3278-03	03/04/06 19:07
<i>Surrogate: Toluene-d8</i>		49.7		ug/L	50.0	99%	78 - 121	6031038	NPB3278-03	03/04/06 19:07
<i>Surrogate: 4-Bromofluorobenzene</i>		49.0		ug/L	50.0	98%	78 - 126	6031038	NPB3278-03	03/04/06 19:07
6031180-MS1										
Benzene	ND	49.2		ug/L	50.0	98%	71 - 137	6031180	NPC0227-09	03/08/06 19:38
Ethylbenzene	3.05	53.8		ug/L	50.0	102%	72 - 139	6031180	NPC0227-09	03/08/06 19:38
Toluene	ND	46.8		ug/L	50.0	94%	73 - 133	6031180	NPC0227-09	03/08/06 19:38
Xylenes, total	0.950	149		ug/L	150	99%	70 - 143	6031180	NPC0227-09	03/08/06 19:38
<i>Surrogate: 1,2-Dichloroethane-d4</i>		48.1		ug/L	50.0	96%	70 - 130	6031180	NPC0227-09	03/08/06 19:38
<i>Surrogate: Dibromofluoromethane</i>		54.6		ug/L	50.0	109%	79 - 122	6031180	NPC0227-09	03/08/06 19:38
<i>Surrogate: Toluene-d8</i>		50.0		ug/L	50.0	100%	78 - 121	6031180	NPC0227-09	03/08/06 19:38
<i>Surrogate: 4-Bromofluorobenzene</i>		46.5		ug/L	50.0	93%	78 - 126	6031180	NPC0227-09	03/08/06 19:38

Client Cambria Env. Tech. (Sonoma) / SHELL (13674)
 270 Perkins Street
 Sonoma, CA 95476
 Attn Ana Friel

Work Order: NPB3278
 Project Name: 1230 14th Street, Oakland, CA
 Project Number: 97088250
 Received: 02/25/06 08:00

PROJECT QUALITY CONTROL DATA
Matrix Spike Dup

Analyte	Orig. Val.	Duplicate	Q	Units	Spike Conc	% Rec.	Target Range	RPD	Limit	Batch	Sample Duplicated	Analyzed Date/Time
Volatile Organic Compounds by EPA Method 8260B												
6031038-MSD1												
Benzene	ND	69.5	M7	ug/L	50.0	139%	71 - 137	14	23	6031038	NPB3278-03	03/04/06 19:31
Ethylbenzene	ND	61.8		ug/L	50.0	124%	72 - 139	15	23	6031038	NPB3278-03	03/04/06 19:31
Toluene	ND	61.7		ug/L	50.0	123%	73 - 133	15	25	6031038	NPB3278-03	03/04/06 19:31
Xylenes, total	ND	184		ug/L	150	123%	70 - 143	15	27	6031038	NPB3278-03	03/04/06 19:31
Surrogate: 1,2-Dichloroethane-d4		49.4		ug/L	50.0	99%	70 - 130			6031038	NPB3278-03	03/04/06 19:31
Surrogate: Dibromofluoromethane		49.8		ug/L	50.0	100%	79 - 122			6031038	NPB3278-03	03/04/06 19:31
Surrogate: Toluene-d8		49.6		ug/L	50.0	99%	78 - 121			6031038	NPB3278-03	03/04/06 19:31
Surrogate: 4-Bromofluorobenzene		48.7		ug/L	50.0	97%	78 - 126			6031038	NPB3278-03	03/04/06 19:31
6031180-MSD1												
Benzene	ND	44.8		ug/L	50.0	90%	71 - 137	9	23	6031180	NPC0227-09	03/08/06 20:06
Ethylbenzene	3.05	49.0		ug/L	50.0	92%	72 - 139	9	23	6031180	NPC0227-09	03/08/06 20:06
Toluene	ND	42.6		ug/L	50.0	85%	73 - 133	9	25	6031180	NPC0227-09	03/08/06 20:06
Xylenes, total	0.950	135		ug/L	150	89%	70 - 143	10	27	6031180	NPC0227-09	03/08/06 20:06
Surrogate: 1,2-Dichloroethane-d4		48.3		ug/L	50.0	97%	70 - 130			6031180	NPC0227-09	03/08/06 20:06
Surrogate: Dibromofluoromethane		54.3		ug/L	50.0	109%	79 - 122			6031180	NPC0227-09	03/08/06 20:06
Surrogate: Toluene-d8		49.6		ug/L	50.0	99%	78 - 121			6031180	NPC0227-09	03/08/06 20:06
Surrogate: 4-Bromofluorobenzene		46.8		ug/L	50.0	94%	78 - 126			6031180	NPC0227-09	03/08/06 20:06

Client Cambria Env. Tech. (Sonoma) / SHELL (13674)
270 Perkins Street
Sonoma, CA 95476
Attn Ana Friel

Work Order: NPB3278
Project Name: 1230 14th Street, Oakland, CA
Project Number: 97088250
Received: 02/25/06 08:00

CERTIFICATION SUMMARY

TestAmerica Analytical - Nashville

Method	Matrix	AIHA	Nelac	California
SW846 8260B	Water	N/A	X	X

Client Cambria Env. Tech. (Sonoma) / SHELL (13674)
270 Perkins Street
Sonoma, CA 95476
Attn Ana Friel

Work Order: NPB3278
Project Name: 1230 14th Street, Oakland, CA
Project Number: 97088250
Received: 02/25/06 08:00

NELAC CERTIFICATION SUMMARY

TestAmerica Analytical - Nashville does not hold NELAC certifications for the following analytes included in this report

<u>Method</u>	<u>Matrix</u>	<u>Analyte</u>
---------------	---------------	----------------

Client Cambria Env. Tech. (Sonoma) / SHELL (13674)
270 Perkins Street
Sonoma, CA 95476
Attn Ana Friel

Work Order: NPB3278
Project Name: 1230 14th Street, Oakland, CA
Project Number: 97088250
Received: 02/25/06 08:00

DATA QUALIFIERS AND DEFINITIONS

- L** Laboratory Control Sample and/or Laboratory Control Sample Duplicate recovery was above the acceptance limits. Analyte not detected, data not impacted.
- M7** The MS and/or MSD were above the acceptance limits. See Blank Spike (LCS).

METHOD MODIFICATION NOTES

SHELL Chain Of Custody Record

Lab Identification (if necessary):

- TA - Irvine, California
- TA - Morgan Hill, California
- TA - Nashville, Tennessee
- STL
- Other (location) _____

Shell Project Manager to be invoiced:

ENVIRONMENTAL SERVICES **Denis Brown**

TECHNICAL SERVICES

CRMT HOUSTON NOT FOR ENV. REMEDIATION - NO ETIM - SEND PAPER INVOICE

INCIDENT NUMBER (ES ONLY)

9 7 0 8 8 2 5 0

SAP or CRMT NUMBER (TS/CRMT)

DATE: 2/23/06

PAGE: 1 of 1

SAMPLING COMPANY:
Blaine Tech Services

LOG CODE:
BTSS

ADDRESS:
1680 Rogers Avenue, San Jose, CA 95112

PROJECT CONTACT (Hardcopy or PDF Report to):
Michael Ninokata

TELEPHONE: 408-573-0555 FAX: 408-573-7771 E-MAIL: mninokata@blainetech.com

SITE ADDRESS: Street and City
1230 14th St., Oakland

EDF DELIVERABLE TO (Responsible Party or Designee):
Ana Friel, Cambria, Eureka Office

PHONE NO.:
(707) 268-3812

SAMPLER NAME(S) (Print):
Devin Reyna

State: CA **GLOBAL ID NO.:** T0600101691

E-MAIL: sonomaedf@cambria-env.com **CONSULTANT PROJECT NO.:** BTS # 060223-DR1

LAB USE ONLY

TURNAROUND TIME (STANDARD IS 10 CALENDAR DAYS):

STD 5 DAY 3 DAY 2 DAY 24 HOURS RESULTS NEEDED ON WEEKEND

REQUESTED ANALYSIS

GC/MS MTBE CONFIRMATION: HIGHEST _____ HIGHEST per BORING _____ ALL _____

SPECIAL INSTRUCTIONS OR NOTES: CHECK BOX IF EDD IS NOT NEEDED

NPB3278
03/03/06 17:00

RECEIPT VERIFICATION REQUESTED

TPH - Gas, Purgeable (8260B)	TPH - Diesel, Extractable (8015M)	BTEX (8260B)	5 Oxygenates (8260B) (MTBE, TBA, DIPE, TAME, ETBE)	MTBE (8260B)	TBA (8260B)	DIPE (8260B)	TAME (8260B)	ETBE (8260B)	1,2 DCA (8260B)	EDB (8260B)	Ethanol (8260B)	Methanol (8015M)	FIELD NOTES: Container/Preservative or PID Readings or Laboratory Notes
		X											TEMPERATURE ON RECEIPT C°
		X											
		X											
		X											
		X											
		X											
		X											
		X											

LAB USE ONLY	Field Sample Identification	SAMPLING		MATRIX	NO. OF CONT.
		DATE	TIME		
	MW-1	2/23/06	9:50	W	3
	MW-5		12:50	W	3
	MW-6		9:25	W	3
	MW-7		9:05	W	3
	UW/MW-2		10:15	W	3
	UW/MW-4		11:25	W	3
	UW/AS-1		11:50	W	3

Relinquished by: (Signature) <i>[Signature]</i>	Received by: (Signature) <i>[Signature]</i> SAMPLE CUSTODIAN	Date: 2/23/06	Time: 1500
Relinquished by: (Signature) <i>[Signature]</i>	Received by: (Signature) <i>[Signature]</i>	Date: 2-23-06	Time: 1655
Relinquished by: (Signature) <i>[Signature]</i>	Received by: (Signature) <i>[Signature]</i> 2-25-06 8AM	Date: 2-23-06	Time: 1818

DISTRIB: Write in Blue, Green to File, Yellow and Pink to Print

MW-2 2/24/06 13:15

COURIER PICK-UP (CLIENT ADDRESS)

Date Requested: <u>09/15/05 8:10AM</u>	Delivery/Pickup Date: <u>02/23/06 Anytime</u>
Requested By: <u>Blaine Tech Services</u>	Client Contact: <u>Mike Ninokata</u>
Client Address: <u>Blaine Tech Services</u>	Client Phone#: <u>x.202</u>
<u>1680 Rogers Ave</u>	Created By: <u>Lisa Race</u>
<u>San Jose, CA 95112</u>	Project Manager: <u>Theresa Allen</u>

Miscellaneous Items Requested:			
<u>Cooler(s):</u>	<u>Ice:</u>	<u>COC's:</u>	<u>Misc Items:</u>
None	None	None	None

Comments:
Cross Streets/Driving Directions: <u>None Supplied</u>
Comments: <u>No Comments</u>