

RECEIVED

By dehloptoxic at 1:50 pm, Jun 27, 2006

C A M B R I A

June 15, 2006

Mr. Barney Chan
Alameda County Health Care Services Agency
1131 Harbor Bay Parkway, Suite 250
Alameda, California 94502-6577

Re: **Groundwater Monitoring Report - Second Quarter 2006**
Former Shell Service Station
1230 14th Street
Oakland, California
SAP Code 129403
Incident No. 97088250



Dear Mr. Chan:

Cambria Environmental Technology, Inc. (Cambria) prepared this report on behalf of Equilon Enterprises LLC dba Shell Oil Products US (Shell) in accordance with the quarterly reporting requirements of 23 CCR 2652d, and to notify Alameda County Environmental Health (ACEH) of Shell's schedule to conduct interim remediation at this site.

HISTORICAL REMEDIATION SUMMARY

Groundwater Extraction (GWE): Cambria began using GWE in MW-5 on June 11, 2002 in an attempt to reduce hydrocarbon concentrations in groundwater in the suspected source area.

Dual-Phase Vacuum Extraction (DVE): Cambria substituted semi-monthly DVE for GWE beginning on September 19, 2002. DVE was discontinued on March 4, 2003. Cambria re-started monthly DVE on November 10, 2003, and continued monthly DVE events until April 28, 2004, when DVE was discontinued. As of April 2004, combined GWE and DVE have removed approximately 5.5 pounds of liquid-phase hydrocarbons, and DVE has removed approximately 5.6 pounds of vapor-phase hydrocarbons from the subsurface.


Corrective Action and Verification Sampling: As proposed in the August 26, 2002 *Subsurface Investigation Report and Corrective Action Plan* and subsequent addendums, Cambria directed two phases of hydrogen peroxide injection at the site. Fast-Tek Engineering Support Services (Fast-Tek) of Point Richmond, California conducted in-situ field testing of hydrogen peroxide injection from March 17 through 20, 2003. Rejuvenate Groundbreaking Solutions, Inc. of San Rafael, California conducted a second phase of peroxide injection from September 22 through 25, 2003. Cambria directed the advancement of four soil borings (S-18 through S-21) and

**Cambria
Environmental
Technology, Inc.**

270 Perkins Street
Sonoma, CA 95476
Tel (707) 935-4850
Fax (707) 935-6649

collected confirmation soil and grab groundwater samples on November 7, 2003. Verification monitoring of groundwater conditions continues. Seasonal re-bound was observed in the fourth quarter 2005 event results.

SECOND QUARTER 2006 ACTIVITIES



Groundwater Monitoring: Blaine Tech Services, Inc. (Blaine) of San Jose, California gauged and sampled all site wells, measured dissolved oxygen (DO) concentrations, calculated groundwater elevations, and compiled the collected data. Cambria prepared a vicinity/area well survey map (Figure 1) and a groundwater contour/chemical concentration map (Figure 2). Blaine's report, with supporting field notes and laboratory reports, is included as Appendix A.

Remediation: Based on seasonal rebound in concentrations in some wells, Shell directed Cambria to reinitiate groundwater extraction (GWE) by vacuum truck operations (VacOps). GWE was initiated on December 9, 2005, with extraction occurring from wells MW-5, MW-1, and VW/MW-2. The events are scheduled to occur on a bi-weekly basis until a temporary GWE system can be installed. Monthly grab sampling is occurring between quarterly monitoring events to monitor effectiveness. The grab sample analytical laboratory reports are included in Appendix A. Between December 9, 2005 and May 25, 2006 approximately 8,805 gallons of water were extracted, which corresponds to removal of approximately 0.264 pounds of total petroleum hydrocarbons as gasoline (TPHg) and 0.117 pounds of benzene. Mass removal data are summarized in Table 1. The data on Figure 2 from May 1, 2006 demonstrates a radius of influence from the extraction event which occurred on April 28th, three days earlier.

ANTICIPATED THIRD QUARTER 2006 ACTIVITIES

Groundwater Monitoring: Blaine will gauge and sample the site wells and tabulate the data. Cambria will prepare a groundwater monitoring report.

Remediation: Temporary GWE by vacops will continue.

C A M B R I A

CLOSING

If you have any questions regarding this document, please call Ana Friel at (707) 268-3812.

Sincerely,

Cambria Environmental Technology, Inc



Karen Newton
Karen Newton
Staff Engineer

Ana Friel
Ana Friel, PG
Associate Geologist



Attachments:

- Table 1. Mass Removal Data
- Figure 1. Vicinity/Area Well Survey Map
- Figure 2. Groundwater Contour/Chemical Concentration Map
- Appendix A. Blaine Tech Services, Inc. – Groundwater Monitoring Report

cc: Mr. Denis Brown, Shell
Mr. Tom Saberi, 1045 Airport Boulevard, Suite 12, South San Francisco, CA 94080
Ms. Joan Mack, Caldwell, Leslie, Newcombe & Bettit, PC, 1000 Wilshire Blvd, Suite 600, San Francisco, CA 90017-2463
Ms. Ellen Wyrick-Parkinson, 1420 Magnolia Street, Oakland, CA 94607

I:\Oakland 1230 14th\QMs\2006\2006\2Q06.doc

Table 1. Mass Removal Data, Shell-branded Service Station, 1230 14th Street, Oakland, California

Date Purged	Well ID	Cumulative			Sample Date	Cumulative			Cumulative	
		Volume Pumped (gal)	Volume Pumped (gal)	TPHg Concentration (ppb)		TPHg Removed (pounds)	TPHg Removed (pounds)	Benzene Concentration (ppb)	Benzene Removed (pounds)	Benzene Removed (pounds)
08-Dec-05	MW-1	481	481	10/28/05	8,300	0.0333	0.0333	5,500	0.0221	0.0221
23-Dec-05	MW-1	300	781	10/28/05	8,300	0.0208	0.0541	5,500	0.0138	0.0358
09-Jan-06	MW-1	536	1,317	10/28/05	8,300	0.0371	0.0912	5,500	0.0246	0.0604
20-Jan-06	MW-1	450	1,767	01/17/06	<50	0.0001	0.0913	2.2	0.0000	0.0605
03-Feb-06	MW-1	300	2,067	01/17/06	<50	0.0001	0.0914	2.2	0.0000	0.0605
17-Feb-06	MW-1	300	2,367	01/17/06	<50	0.0001	0.0914	2.2	0.0000	0.0605
03-Mar-06	MW-1	300	2,667	2/23/2006*	<50.0	0.0001	0.0915	18.1	0.0000	0.0605
31-Mar-06	MW-1	400	3,067	3/9/2006*	<50.0	0.0001	0.0916	1.80	0.0000	0.0605
14-Apr-06	MW-1	307	3,374	04/21/06	<50.0	0.0001	0.0916	1.54	0.0000	0.0605
28-Apr-06	MW-1	300	3,674	04/21/06	<50.0	0.0001	0.0917	1.54	0.0000	0.0605
12-May-06	MW-1	100	3,774	05/01/06	268	0.0002	0.0919	41.3	0.0000	0.0606
25-May-06	MW-1	300	4,074	05/01/06	268	0.0007	0.0926	41.3	0.0001	0.0607
08-Dec-05	MW-5	100	100	10/28/05	28,000	0.0234	0.0234	16,000	0.0134	0.0134
23-Dec-05	MW-5	79	179	10/28/05	28,000	0.0185	0.0418	16,000	0.0105	0.0239
09-Jan-06	MW-5	100	279	10/28/05	28,000	0.0234	0.0652	16,000	0.0134	0.0372
20-Jan-06	MW-5	300	579	01/17/06	6,700	0.0168	0.0820	1,200	0.0030	0.0403
03-Feb-06	MW-5	300	879	01/17/06	6,700	0.0168	0.0987	1,200	0.0030	0.0433
17-Feb-06	MW-5	400	1,279	01/17/06	6,700	0.0224	0.1211	1,200	0.0040	0.0473
03-Mar-06	MW-5	167	1,446	2/23/2006*	6,700	0.0093	0.1304	4,630	0.0065	0.0537
31-Mar-06	MW-5	500	1,946	3/9/2006*	6,700	0.0280	0.1584	474	0.0020	0.0557
14-Apr-06	MW-5	600	2,546	04/21/06	<50.0	0.0001	0.1585	<0.500	0.0000	0.0557
28-Apr-06	MW-5	317	2,863	04/21/06	<50.0	0.0001	0.1586	<0.500	0.0000	0.0557
12-May-06	MW-5	300	3,163	05/01/06	779	0.0020	0.1605	6.77	0.0000	0.0557
25-May-06	MW-5	350	3,513	05/01/06	779	0.0023	0.1628	6.77	0.0000	0.0557
08-Dec-05	VW/MW-2	100	100	10/28/05	3,400	0.0028	0.0028	440	0.0004	0.0004
23-Dec-05	VW/MW-2	0	100	10/28/05	3,400	0.0000	0.0028	440	0.0000	0.0004
09-Jan-06	VW/MW-2	75	175	10/28/05	3,400	0.0021	0.0050	440	0.0003	0.0006
20-Jan-06	VW/MW-2	116	291	01/17/06	700	0.0007	0.0056	3.1	0.0000	0.0006
03-Feb-06	VW/MW-2	111	402	01/17/06	700	0.0006	0.0063	3.1	0.0000	0.0006
17-Feb-06	VW/MW-2	154	556	01/17/06	700	0.0009	0.0072	3.1	0.0000	0.0007
03-Mar-06	VW/MW-2	100	656	2/23/2006*	700	0.0006	0.0078	97.9	0.0001	0.0007
31-Mar-06	VW/MW-2	187	843	3/9/2006*	700	0.0011	0.0089	<0.500	0.0000	0.0007
14-Apr-06	VW/MW-2	300	1,143	04/21/06	<50.0	0.0001	0.0089	0.960	0.0000	0.0007
28-Apr-06	VW/MW-2	0	1,143	04/21/06	<50.0	0.0000	0.0089	0.960	0.0000	0.0007
12-May-06	VW/MW-2	75	1,218	05/01/06	<50.0	0.0000	0.0089	<0.500	0.0000	0.0007
25-May-06	VW/MW-2	0	1,218	05/01/06	<50.0	0.0000	0.0089	<0.500	0.0000	0.0007
Total Gallons Extracted:		8,805		Total Pounds Removed:		0.264		0.117		
				Total Gallons Removed		0.043		0.016		

Table 1. Mass Removal Data, Shell-branded Service Station, 1230 14th Street, Oakland, California

Abbreviations & Notes:

TPHg = Total purgeable hydrocarbons as gasoline

MTBE = Methyl tertiary butyl ether

ppb = Parts per billion, equivalent to $\mu\text{g/L}$

μg = Micrograms

L = Liter

gal = Gallon

g = Gram

* TPHg concentrations shown are from the 1/17/2006 laboratory results

Groundwater extracted by vacuum trucks. Volume used to calculate mass removal for individual wells is an estimate based on a total volume of water removed at each extraction event. Water disposal at Shell's Martinez refinery.

TPHg and benzene analyzed by EPA Method 8015/8020 or equivalent.

MTBE analyzed by EPA Method 8260.

When constituents are not detected, the concentration is assumed to be equal to half the detection limit in subsequent calculations.

Mass removed (pounds) based on the formula: $\text{volume}(\text{gal}) \times \text{concentration}(\mu\text{g/L}) \times (g/10^6 \mu\text{g}) \times (\text{pound}/453.6\text{g}) \times (3.785 \text{ L/gal})$

Volume removed (gallons) based on the formula: $[\text{mass}(\text{pounds}) \times 453.6(\text{g/pound}) \times (\text{gal}/3.785\text{L}) \times (\text{L}/1000\text{cm}^3)] / \text{density}(\text{g}/\text{cm}^3)$

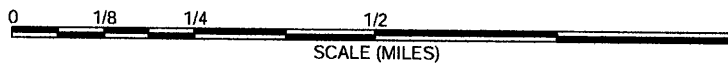
Density inputs: TPHg = $0.73 \text{ g}/\text{cm}^3$, benzene = $0.88 \text{ g}/\text{cm}^3$, MTBE = $0.74 \text{ g}/\text{cm}^3$

Concentrations based on most recent groundwater monitoring results for each hydrocarbon constituent



02331

SOURCE: TOPOI MAPS



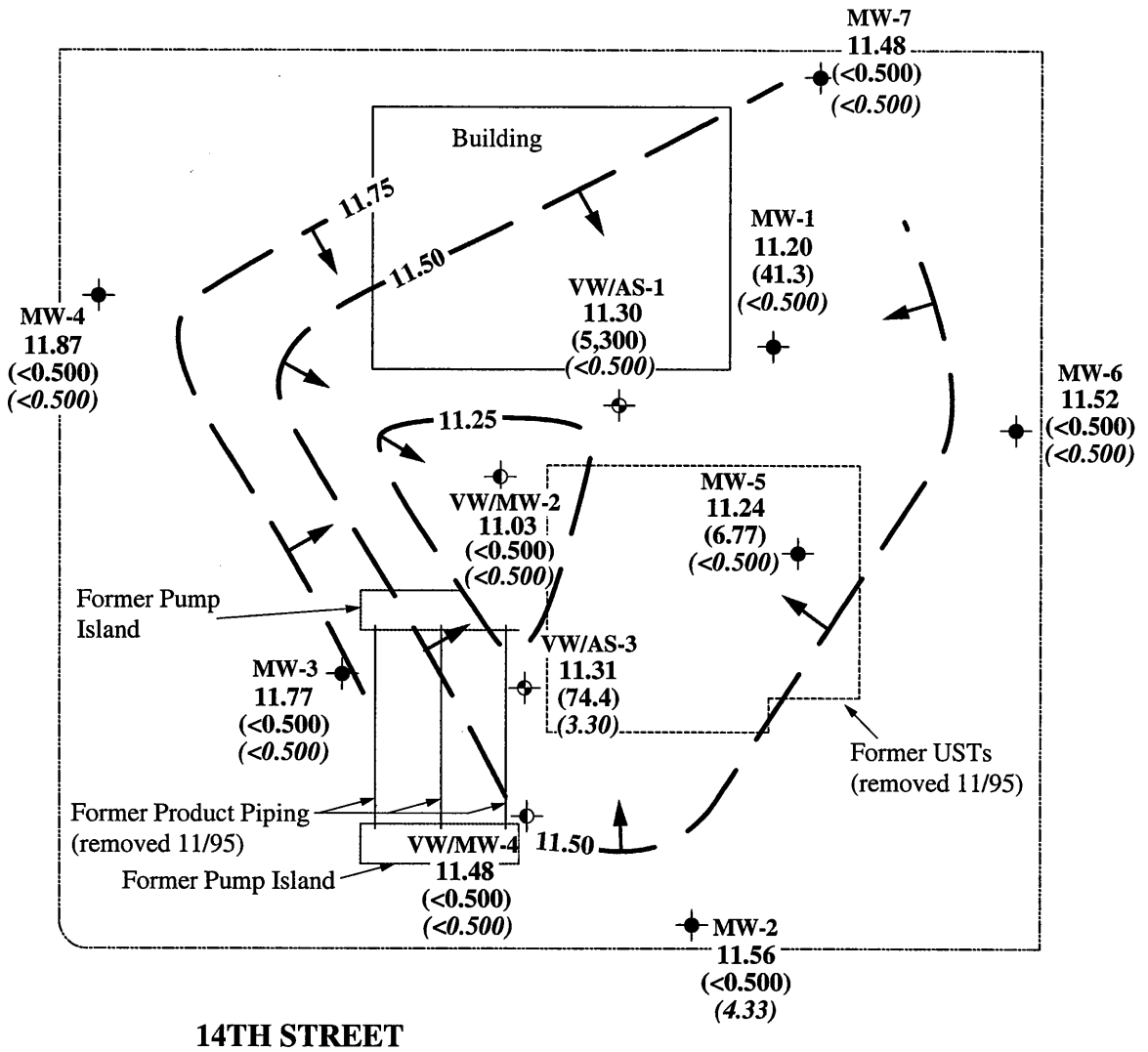
Former Shell Service Station
 1230 14th Street
 Oakland, California



C A M B R I A

**Vicinity/Area Well
 Survey Map**
 (1/2-Mile Radius)

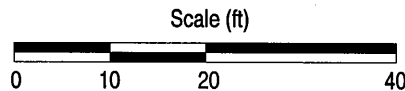
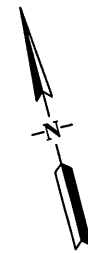
UNION STREET



EXPLANATION

- Groundwater monitoring well
- ⊕ Combination air sparge/soil vapor extraction well
- ⊙ Combination soil vapor extraction well/monitoring well
- ↗ Groundwater elevation contour in feet referenced to mean sea level (ft msl). Arrows indicate approximate groundwater flow direction.
- 11.20 Groundwater elevation in ft msl
- (41.3) Benzene concentration in micrograms per liter (μg/L)
- (<0.500) MTBE concentration in μg/L
- <x Not detected at reporting limit x

Approximate hydraulic gradient = 0.008 to 0.02



2

FIGURE

0233

Former Shell Service Station

1230 14th Street
Oakland, California



CAMBRIA

**Groundwater Contour/
Chemical Concentration Map**

May 1, 2006

Appendix A
Blaine Tech Services, Inc.
Groundwater Monitoring Report



GROUNDWATER SAMPLING SPECIALISTS
SINCE 1985

May 23, 2006

Denis Brown
Shell Oil Products US
20945 South Wilmington Avenue
Carson, CA 90810

Second Quarter 2006 Groundwater Monitoring at
Former Shell-branded Service Station
1230 14th Street
Oakland, CA

Monitoring performed on February 23, March 9,
April 21, and May 1, 2006

Groundwater Monitoring Report **060501-DR-1**

This report covers the routine monitoring of groundwater wells at this former Shell-branded facility. In accordance with standard procedures that conform to Regional Water Quality Control Board requirements, routine field data collection includes depth to water, total well depth, thickness of any separate immiscible layer, water column volume, calculated purge volume (if applicable), elapsed evacuation time (if applicable), total volume of water removed (if applicable), and standard water parameter instrument readings. Sample material is collected, contained, stored, and transported to the laboratory in conformance with EPA standards. Purgewater (if applicable) is, likewise, collected and transported to the Martinez Refining Company.

Basic field information is presented alongside analytical values excerpted from the laboratory report in the cumulative table of **WELL CONCENTRATIONS**. The full analytical report for the most recent samples and the field data sheets are attached to this report.

At a minimum, Blaine Tech Services, Inc. field personnel are certified on completion of a forty hour Hazardous Materials and Emergency Response training course per 29 CFR 1910.120. Field personnel are also enrolled in annual eight hour refresher courses.

Blaine Tech Services, Inc. conducts sampling and documentation assignments of this type as an independent third party. Our activities at this site consisted of objective data and sample collection only. No interpretation of analytical results, defining of hydrological conditions or formulation of recommendations was performed.

Please call if you have any questions.

Yours truly,

Mike Ninokata
Project Coordinator

MN/ks

attachments: Cumulative Table of WELL CONCENTRATIONS
Certified Analytical Report
Field Data Sheets

cc: Ana Friel
Cambria Environmental Technology, Inc.
270 Perkins St.
Sonoma, CA 95476

WELL CONCENTRATIONS
Former Shell Service Station
1230 14th Street
Oakland, CA

Well ID	Date	TPPH (ug/L)	B (ug/L)	T (ug/L)	E (ug/L)	X (ug/L)	MTBE 8020 (ug/L)	MTBE 8260 (ug/L)	TOC (MSL)	Depth to Water (ft.)	GW Elevation (MSL)	DO Reading (ppm)
MW-1	03/25/1996	37,000	7,400	1,500	720	3,300	<500	NA	18.58	9.53	9.05	NA
MW-1	06/21/1996	35,000	9,900	460	340	3,500	890	NA	18.58	10.72	7.86	NA
MW-1	09/26/1996	19,000	8,200	510	780	790	<250	NA	18.58	12.88	5.70	NA
MW-1	12/19/1996	27,000	120	1,200	1,400	2,800	<100	NA	18.58	12.59	5.99	NA
MW-1	12/19/1996	32,000	12,000	1,300	1,600	3,100	830	NA	18.58	12.59	5.99	NA
MW-1	03/25/1997	39,000	13,000	1,600	840	3,100	730	NA	18.58	11.10	7.48	1.2
MW-1	06/26/1997	NA	NA	NA	NA	NA	NA	NA	18.58	12.42	6.16	NA
MW-1	09/26/1997	NA	NA	NA	NA	NA	NA	NA	18.58	13.31	5.27	0.8
MW-1	12/05/1997	NA	NA	NA	NA	NA	NA	NA	18.58	12.65	5.93	0.3
MW-1	02/19/1998	16,000	5,500	450	500	800	<500	NA	18.58	6.46	12.12	2.4
MW-1	06/08/1998	NA	NA	NA	NA	NA	NA	NA	18.58	6.62	11.96	1.2
MW-1	08/25/1998	NA	NA	NA	NA	NA	NA	NA	18.58	11.83	6.75	2.8
MW-1	12/28/1998	NA	NA	NA	NA	NA	NA	NA	18.58	12.01	6.57	2.6
MW-1	03/26/1999	NA	NA	NA	NA	NA	NA	NA	18.58	9.15	9.43	2.2
MW-1	06/30/1999	NA	NA	NA	NA	NA	NA	NA	18.58	11.22	7.36	3.8
MW-1	09/30/1999	NA	NA	NA	NA	NA	NA	NA	18.58	11.89	6.69	3.0
MW-1	12/27/1999	34,800	8,660	953	956	2,770	<1,000	NA	18.58	13.55	5.03	2.4/2.1
MW-1	01/21/2000	40,600	14,700	1,850	1,210	3,670	<500	NA	18.58	13.42	5.16	2.8
MW-1	03/07/2000	NA	NA	NA	NA	NA	NA	NA	18.58	8.11	10.47	0.4
MW-1	04/17/2000	NA	NA	NA	NA	NA	NA	NA	18.58	9.78	8.80	3.0/3.4
MW-1	04/18/2000	18,300	8,060	543	528	872	<50.0	NA	18.58	NA	NA	NA
MW-1	09/21/2000	NA	NA	NA	NA	NA	NA	NA	18.58	13.11	5.47	5.2
MW-1	10/17/2000	15,800	6,720	435	587	887	351	<66.7	18.58	12.61	5.97	1.2/0.8
MW-1	01/09/2001	NA	NA	NA	NA	NA	NA	NA	18.58	12.94	5.64	0.3
MW-1	04/27/2001	1,400	650	28	58	48	NA	<10	18.58	10.73	7.85	1.8/2.1
MW-1	07/03/2001	NA	NA	NA	NA	NA	NA	NA	18.58	12.00	6.58	1.8
MW-1	12/06/2001	4,500	1,500	85	160	210	NA	<50	18.58	10.53	8.05	2.5/2.9
MW-1	01/23/2002	NA	NA	NA	NA	NA	NA	NA	18.58	9.33	9.25	0.1
MW-1	04/17/2002	230	12	<0.50	4.6	2.5	NA	<5.0	18.58	10.49	8.09	6.3/5.3
MW-1	07/18/2002	NA	NA	NA	NA	NA	NA	NA	18.58	11.98	6.60	1.2

WELL CONCENTRATIONS
Former Shell Service Station
1230 14th Street
Oakland, CA

Well ID	Date	TPPH (ug/L)	B (ug/L)	T (ug/L)	E (ug/L)	X (ug/L)	MTBE 8020 (ug/L)	MTBE 8260 (ug/L)	TOC (MSL)	Depth to Water (ft.)	GW Elevation (MSL)	DO Reading (ppm)
MW-1	11/11/2002	12,000	2,600	240	470	640	NA	8.5	18.58	13.00	5.58	0.2/0.2
MW-1	01/16/2003	NA	NA	NA	NA	NA	NA	NA	18.58	9.68	8.90	4.4
MW-1	03/13/2003	820	340	2.7	<2.0	3.2	NA	<20	18.58	10.45	8.13	2.8/0.9
MW-1	04/23/2003	900	550	19	49	49	NA	<50	18.58	10.32	8.26	0.9/0.1
MW-1	05/13/2003	740	510	18	43	46	NA	<50	18.58	10.28	8.30	0.1/0.2
MW-1	06/13/2003	<5,000	1,500	82	180	250	NA	<500	18.58	11.16	7.42	0.3/0.8
MW-1	07/14/2003	5,300	3,400	160	340	420	NA	<20	18.58	11.66	6.92	0.6/0.3
MW-1	09/29/2003	10,000	5,700	400	670	1,000	NA	<50	18.58	12.44	6.14	0.6/0.7
MW-1	10/29/2003	19,000	6,600	560	820	1,300	NA	26	18.58	12.63	5.95	0.6/0.4
MW-1	01/05/2004	380	140	7.1	6.2	16	NA	<1.0	18.58	10.17	8.41	5.0/0.8
MW-1	04/01/2004	79	0.59	<0.50	<0.50	<1.0	NA	<0.50	18.58	9.57	9.01	4.6/1.2
MW-1	07/02/2004	4,100	2,100	33	110	81	NA	<10	18.58	11.81	6.77	0.6/0.5
MW-1	11/03/2004	8,000	3,800	150	480	460	NA	<25	18.58	12.53	6.05	1.45/2.1
MW-1	01/04/2005	120	23	1.6	2.0	3.5	NA	<0.50	18.58	9.39	9.19	4.21/2.82
MW-1	04/13/2005	<50	<0.50	<0.50	<0.50	<0.50	NA	<0.50	18.58	7.63	10.95	2.44/2.77
MW-1	07/13/2005	930 e	400	6.1	<5.0	10	NA	<5.0	18.58	10.85	7.73	0.84/0.66
MW-1	10/28/2005	8,300	5,500	190	590	470	NA	<25	18.58	12.44	6.14	0.2/0.2
MW-1	01/17/2006	<50	2.2	1.1	1.4	4.8	NA	<0.50	18.58	8.61	9.97	5.8/5.3
MW-1	02/23/2006	NA	18.1	2.22	1.89	4.50	NA	NA	18.58	9.60	8.98	NA
MW-1	03/09/2006	NA	1.80	<0.500	<0.500	1.82	NA	NA	18.58	7.65	10.93	NA
MW-1	04/21/2006	<50.0	1.54	1.03	4.20	5.82	NA	<0.500	18.58	6.35	12.23	NA
MW-1	05/01/2006	268	41.3	4.62	3.83	26.1	NA	<0.500	18.58	7.38	11.20	0.27/0.36
MW-2	03/25/1996	<50	<0.50	<0.50	<0.50	<0.50	<2.5	NA	17.90	8.19	9.71	NA
MW-2	06/21/1996	<50	<0.50	<0.50	<0.50	<0.50	<2.5	NA	17.90	9.94	7.96	NA
MW-2	09/26/1996	<50	<0.50	<0.50	<0.50	<0.50	<2.5	NA	17.90	12.15	5.75	NA
MW-2	12/19/1996	<50	<0.5	<0.5	<0.5	<0.5	<2.5	NA	17.90	11.70	6.20	NA
MW-2	03/25/1997	<50	<0.50	<0.50	<0.50	<0.50	<2.5	NA	17.90	9.25	8.65	1.8
MW-2	06/26/1997	<50	<0.50	<0.50	<0.50	<0.50	<2.5	NA	17.90	11.36	6.54	2.4
MW-2	09/26/1997	<50	<0.50	<0.50	<0.50	<0.50	<2.5	NA	17.90	12.56	5.34	1.1

WELL CONCENTRATIONS
Former Shell Service Station
1230 14th Street
Oakland, CA

Well ID	Date	TPPH (ug/L)	B (ug/L)	T (ug/L)	E (ug/L)	X (ug/L)	MTBE 8020 (ug/L)	MTBE 8260 (ug/L)	TOC (MSL)	Depth to Water (ft.)	GW Elevation (MSL)	DO Reading (ppm)
MW-2	09/26/1997	<50	<0.50	<0.50	<0.50	<0.50	<2.5	NA	17.90	12.56	5.34	1.1
MW-2	12/05/1997	<50	<0.50	<0.50	<0.50	<0.50	<2.5	NA	17.90	11.15	6.75	0.7
MW-2	02/19/1998	<50	<0.50	<0.50	<0.50	<0.50	<2.5	NA	17.90	5.61	12.29	2.7
MW-2	06/08/1998	<50	<0.30	<0.30	<0.30	<0.60	<10	NA	17.90	5.58	12.32	3.2
MW-2	08/25/1998	NA	NA	NA	NA	NA	NA	NA	17.90	10.67	7.23	1.7
MW-2	12/28/1998	<50.0	<0.500	<0.500	<0.500	<0.500	<2.00	NA	17.90	11.65	6.25	0.4/0.8
MW-2	03/26/1999	NA	NA	NA	NA	NA	NA	NA	17.90	8.60	9.30	0.7
MW-2	06/30/1999	<50.0	<0.500	<0.500	<0.500	<0.500	<5.00	NA	17.90	10.30	7.60	2.3
MW-2	09/30/1999	NA	NA	NA	NA	NA	NA	NA	17.90	10.77	7.13	1.9
MW-2	12/27/1999	<50.0	<0.500	<0.500	<0.500	<0.500	<5.00	NA	17.90	12.21	5.69	0.7/0.7
MW-2	03/07/2000	NA	NA	NA	NA	NA	NA	NA	17.90	7.13	10.77	1.1
MW-2	04/17/2000	<50.0	<0.500	<0.500	<0.500	<0.500	<2.50	NA	17.90	8.35	9.55	1.8/1.8
MW-2	09/21/2000	NA	NA	NA	NA	NA	NA	NA	17.90	11.76	6.14	2.1
MW-2	10/17/2000	<50.0	<0.500	<0.500	<0.500	<0.500	<2.50	NA	17.90	11.80	6.10	0.9/0.6
MW-2	01/09/2001	NA	NA	NA	NA	NA	NA	NA	17.90	12.14	5.76	0.7
MW-2	04/27/2001	<50	<0.50	<0.50	<0.50	<0.50	NA	<0.50	17.90	9.85	8.05	1.1/0.9
MW-2	07/03/2001	NA	NA	NA	NA	NA	NA	NA	17.90	11.20	6.70	1.2
MW-2	12/06/2001	<50	<0.50	<0.50	<0.50	<0.50	NA	<5.0	17.90	10.77	7.13	3.9/2.1
MW-2	01/23/2002	NA	NA	NA	NA	NA	NA	NA	17.90	8.64	9.26	2.5
MW-2	04/17/2002	<50	<0.50	<0.50	<0.50	<0.50	NA	<5.0	17.90	9.61	8.29	3.5/5.2
MW-2	07/18/2002	NA	NA	NA	NA	NA	NA	NA	17.90	11.09	6.81	1.4
MW-2	11/11/2002	<50	<0.50	<0.50	<0.50	<0.50	NA	<5.0	17.90	12.16	5.74	0.2/0.3
MW-2	01/16/2003	NA	NA	NA	NA	NA	NA	NA	17.90	8.92	8.98	1.7
MW-2	03/13/2003	NA	NA	NA	NA	NA	NA	NA	17.90	9.60	8.30	1.1
MW-2	04/23/2003	<50	<0.50	<0.50	<0.50	<1.0	NA	<5.0	17.90	9.48	8.42	0.4/0.2
MW-2	05/13/2003	<50	<0.50	<0.50	<0.50	<1.0	NA	<5.0	17.90	9.45	8.45	0.5/0.3
MW-2	06/13/2003	<50	<0.50	<0.50	<0.50	<1.0	NA	<5.0	17.90	10.28	7.62	0.6/0.9
MW-2	07/14/2003	<50	<0.50	<0.50	<0.50	<1.0	NA	<0.50	17.90	10.67	7.23	0.5/0.9
MW-2	09/29/2003	<50	<0.50	<0.50	<0.50	<1.0	NA	<0.50	17.90	11.58	6.32	1.9/1.3
MW-2	10/29/2003	<50	<0.50	<0.50	<0.50	<1.0	NA	<0.50	17.90	11.76	6.14	4.3/0.5

WELL CONCENTRATIONS
Former Shell Service Station
1230 14th Street
Oakland, CA

Well ID	Date	TPPH (ug/L)	B (ug/L)	T (ug/L)	E (ug/L)	X (ug/L)	MTBE 8020 (ug/L)	MTBE 8260 (ug/L)	TOC (MSL)	Depth to Water (ft.)	GW Elevation (MSL)	DO Reading (ppm)
MW-2	01/05/2004	<50	<0.50	<0.50	<0.50	<1.0	NA	<0.50	17.90	9.36	8.54	1.2/0.8
MW-2	04/01/2004	<50	<0.50	<0.50	<0.50	<1.0	NA	<0.50	17.90	8.77	9.13	4.0/0.3
MW-2	07/02/2004	<50	<0.50	<0.50	<0.50	<1.0	NA	<0.50	17.90	11.04	6.86	0.4/0.3
MW-2	11/03/2004	<50	<0.50	<0.50	<0.50	<1.0	NA	0.54	17.90	11.71	6.19	6.4/1.40
MW-2	01/04/2005	<50	<0.50	<0.50	<0.50	<1.0	NA	0.62	17.90	8.68	9.22	4.41/2.88
MW-2	04/13/2005	<50	<0.50	<0.50	<0.50	<0.50	NA	1.7	17.90	7.13	10.77	0.71/0.23
MW-2	07/13/2005	<50	<0.50	<0.50	<0.50	<1.0	NA	2.3	17.90	10.30	7.60	0.90/0.33
MW-2	10/28/2005	<50	<0.50	<0.50	<0.50	<1.0	NA	4.2	17.90	11.61	6.29	0.4/0.1
MW-2	01/17/2006	<50	<0.50	<0.50	<0.50	<0.50	NA	5.0	17.90	8.21	9.69	0.8/0.2
MW-2	03/09/2006	NA	NA	NA	NA	NA	NA	NA	17.90	7.70	10.20	NA
MW-2	04/21/2006	NA	NA	NA	NA	NA	NA	NA	17.90	5.83	12.07	NA
MW-2	05/01/2006	<50.0	<0.500	<0.500	<0.500	<0.500	NA	4.33	17.90	6.34	11.56	0.52/0.18
MW-3	03/25/1996	<50	<0.50	<0.50	<0.50	<0.50	<2.5	NA	18.18	8.47	9.71	NA
MW-3	06/21/1996	<50	<0.50	<0.50	<0.50	<0.50	<2.5	NA	18.18	10.40	7.78	NA
MW-3	09/26/1996	<50	<0.50	<0.50	<0.50	<0.50	<2.5	NA	18.18	12.45	5.73	NA
MW-3	12/19/1996	<50	<0.5	<0.5	<0.5	<0.5	<2.5	NA	18.18	12.14	6.02	NA
MW-3	03/25/1997	<50	<0.50	<0.50	<0.50	<0.50	<2.5	NA	18.18	9.54	8.64	2.2
MW-3	06/26/1997	<50	<0.50	<0.50	<0.50	<0.50	<2.5	NA	18.18	11.66	6.52	3.6
MW-3	09/26/1997	<50	<0.50	<0.50	<0.50	<0.50	<2.5	NA	18.18	12.85	5.33	1.1
MW-3	12/05/1997	<50	<0.50	<0.50	<0.50	<0.50	<2.5	NA	18.18	11.44	6.74	0.6
MW-3	02/19/1998	<50	<0.50	<0.50	<0.50	<0.50	<2.5	NA	18.18	6.78	11.40	3.6
MW-3	06/08/1998	<50	<0.30	<0.30	<0.30	<0.60	<10	NA	18.18	6.82	11.36	3.8
MW-3	06/08/1998	<50	<0.30	<0.30	<0.30	<0.60	<10	NA	18.18	6.82	11.36	3.8
MW-3	08/25/1998	NA	NA	NA	NA	NA	NA	NA	18.18	11.09	7.09	1.2
MW-3	12/28/1998	<50.0	<0.500	<0.500	<0.500	<0.500	<2.00	NA	18.18	11.84	6.34	0.9/0.6
MW-3	03/26/1999	NA	NA	NA	NA	NA	NA	NA	18.18	8.57	9.61	0.8
MW-3	06/30/1999	<50.0	<0.500	<0.500	<0.500	<0.500	<5.00	NA	18.18	10.61	7.57	4.8
MW-3	09/30/1999	NA	NA	NA	NA	NA	NA	NA	18.18	11.53	6.65	1.4
MW-3	12/27/1999	<50.0	<0.500	<0.500	<0.500	<0.500	<5.00	NA	18.18	12.35	5.83	1.4/2.5

WELL CONCENTRATIONS
Former Shell Service Station
1230 14th Street
Oakland, CA

Well ID	Date	TPPH (ug/L)	B (ug/L)	T (ug/L)	E (ug/L)	X (ug/L)	MTBE 8020 (ug/L)	MTBE 8260 (ug/L)	TOC (MSL)	Depth to Water (ft.)	GW Elevation (MSL)	DO Reading (ppm)
MW-3	03/07/2000	NA	NA	NA	NA	NA	NA	NA	18.17	7.36	10.81	5.8
MW-3	04/17/2000	<50.0	<0.500	<0.500	<0.500	<0.500	19.3	NA	18.17	8.39	9.78	6.5/5.1
MW-3	09/21/2000	NA	NA	NA	NA	NA	NA	NA	18.17	12.01	6.16	3.0
MW-3	10/17/2000	<50.0	<0.500	<0.500	<0.500	<0.500	<2.50	NA	18.17	12.10	6.07	2.0/1.0
MW-3	01/09/2001	NA	NA	NA	NA	NA	NA	NA	18.17	12.43	5.74	1.9
MW-3	04/27/2001	<50	<0.50	<0.50	<0.50	<0.50	NA	<0.50	18.17	10.10	8.07	2.3/2.4
MW-3	07/03/2001	NA	NA	NA	NA	NA	NA	NA	18.17	11.45	6.72	1.4
MW-3	12/06/2001	<50	<0.50	<0.50	<0.50	<0.50	NA	<5.0	18.17	11.07	7.10	2.8/3.9
MW-3	01/23/2002	NA	NA	NA	NA	NA	NA	NA	18.17	8.89	9.28	3.1
MW-3	04/17/2002	<50	<0.50	<0.50	<0.50	<0.50	NA	<5.0	18.17	9.92	8.25	3.7/3.2
MW-3	07/18/2002	NA	NA	NA	NA	NA	NA	NA	18.17	11.42	6.75	1.6
MW-3	11/11/2002	<50	<0.50	<0.50	<0.50	<0.50	NA	<5.0	18.17	12.44	5.73	0.3/0.4
MW-3	01/16/2003	NA	NA	NA	NA	NA	NA	NA	18.17	9.25	8.92	2.1
MW-3	03/13/2003	NA	NA	NA	NA	NA	NA	NA	18.17	9.84	8.33	1.2
MW-3	04/23/2003	<50	<0.50	<0.50	<0.50	<1.0	NA	<5.0	18.17	9.71	8.46	0.7/0.2
MW-3	05/13/2003	<50	<0.50	<0.50	<0.50	<1.0	NA	<5.0	18.17	9.70	8.47	0.6/0.2
MW-3	06/13/2003	<50	<0.50	<0.50	<0.50	<1.0	NA	<5.0	18.17	10.58	7.59	0.4/1.3
MW-3	07/14/2003	<50	<0.50	<0.50	<0.50	<1.0	NA	<0.50	18.17	10.98	7.19	0.4/0.3
MW-3	09/29/2003	<50	<0.50	<0.50	<0.50	<1.0	NA	<0.50	18.17	11.84	6.33	1.4/1.1
MW-3	10/29/2003	58 b	<0.50	<0.50	<0.50	<1.0	NA	<0.50	18.17	12.05	6.12	0.8/0.4
MW-3	01/05/2004	<50	<0.50	<0.50	<0.50	<1.0	NA	<0.50	18.17	9.70	8.47	1.3/0.7
MW-3	04/01/2004	<50	<0.50	<0.50	<0.50	<1.0	NA	<0.50	18.17	9.03	9.14	1.2/0.6
MW-3	07/02/2004	<50	<0.50	<0.50	<0.50	<1.0	NA	<0.50	18.17	11.15	7.02	0.7/0.5
MW-3	11/03/2004	<50	<0.50	<0.50	<0.50	<1.0	NA	<0.50	18.17	11.98	6.19	1.65/2.75
MW-3	01/04/2005	<50	<0.50	<0.50	<0.50	<1.0	NA	<0.50	18.17	8.98	9.19	3.21/1.87
MW-3	04/13/2005	<50	<0.50	<0.50	<0.50	<0.50	NA	<0.50	18.17	7.22	10.95	4.92/5.28
MW-3	07/13/2005	<50	<0.50	<0.50	<0.50	<1.0	NA	<0.50	18.17	10.30	7.87	0.30/0.40
MW-3	10/28/2005	<50 f	<0.50	<0.50	<0.50	<1.0	NA	<0.50	18.17	11.81	6.36	0.8/0.2
MW-3	01/17/2006	<50	<0.50	<0.50	<0.50	<0.50	NA	<0.50	18.17	8.17	10.00	3.1/2.0
MW-3	03/09/2006	NA	NA	NA	NA	NA	NA	NA	18.17	6.45	11.72	NA

WELL CONCENTRATIONS
Former Shell Service Station
1230 14th Street
Oakland, CA

Well ID	Date	TPPH (ug/L)	B (ug/L)	T (ug/L)	E (ug/L)	X (ug/L)	MTBE 8020 (ug/L)	MTBE 8260 (ug/L)	TOC (MSL)	Depth to Water (ft.)	GW Elevation (MSL)	DO Reading (ppm)
MW-3	04/21/2006	NA	NA	NA	NA	NA	NA	NA	18.17	5.96	12.21	NA
MW-3	05/01/2006	<50.0	<0.500	<0.500	<0.500	<0.500	NA	<0.500	18.17	6.40	11.77	0.68/0.42
MW-4	03/25/1996	<50	<0.50	<0.50	<0.50	<0.50	<2.5	NA	18.01	9.20	8.81	NA
MW-4	06/21/1996	<50	<0.50	<0.50	<0.50	<0.50	<2.5	NA	18.01	10.25	7.76	NA
MW-4	09/26/1996	<50	<0.50	<0.50	<0.50	<0.50	<2.5	NA	18.01	12.29	5.72	NA
MW-4	12/19/1996	<50	<0.5	<0.5	<0.5	<0.5	<2.5	NA	18.01	12.47	5.54	NA
MW-4	03/25/1997	<50	<0.50	<0.50	<0.50	<0.50	<2.5	NA	18.01	9.44	8.57	1.8
MW-4	06/26/1997	<50	<0.50	<0.50	<0.50	<0.50	<2.5	NA	18.01	11.57	6.44	6.2
MW-4 (D)	06/26/1997	<50	<0.50	<0.50	<0.50	<0.50	<2.5	NA	18.01	11.57	6.44	6.2
MW-4	09/26/1997	<50	<0.50	<0.50	<0.50	<0.50	<2.5	NA	18.01	12.75	5.26	2.1
MW-4	12/05/1997	<50	<0.50	<0.50	<0.50	<0.50	<2.5	NA	18.01	11.37	6.64	1.0
MW-4 (D)	12/05/1997	<50	<0.50	<0.50	<0.50	<0.50	<2.5	NA	18.01	11.37	6.64	1.0
MW-4	02/19/1998	<50	<0.50	<0.50	<0.50	<0.50	<2.5	NA	18.01	5.59	12.42	6.5
MW-4	06/08/1998	<50	<0.30	<0.30	<0.30	<0.60	<10	NA	18.01	5.65	12.36	2.6
MW-4	08/25/1998	NA	NA	NA	NA	NA	NA	NA	18.01	10.98	7.03	2.4
MW-4	12/28/1998	<50.0	<0.500	<0.500	<0.500	<0.500	<2.00	NA	18.01	11.83	6.18	1.3/1.2
MW-4	03/26/1999	NA	NA	NA	NA	NA	NA	NA	18.01	8.40	9.61	1.9
MW-4	06/30/1999	<50.0	<0.500	<0.500	<0.500	<0.500	<5.00	NA	18.01	10.53	7.48	7.6
MW-4	09/30/1999	NA	NA	NA	NA	NA	NA	NA	18.01	11.03	6.98	2.6
MW-4	12/27/1999	<50.0	<0.500	<0.500	<0.500	<0.500	<5.00	NA	18.01	12.53	5.48	1.9/0.8
MW-4	03/07/2000	NA	NA	NA	NA	NA	NA	NA	18.01	7.00	11.01	6.5
MW-4	04/17/2000	<50.0	<0.500	<0.500	<0.500	<0.500	<2.50	NA	18.01	8.57	9.44	5.1/5.1
MW-4	09/21/2000	NA	NA	NA	NA	NA	NA	NA	18.01	12.05	5.96	3.0
MW-4	10/17/2000	<50.0	<0.500	<0.500	<0.500	<0.500	<2.50	NA	18.01	11.96	6.05	5.5/1.2
MW-4	01/09/2001	NA	NA	NA	NA	NA	NA	NA	18.01	12.33	5.68	2.1
MW-4	04/27/2001	<50	<0.50	<0.50	<0.50	<0.50	NA	<0.50	18.01	9.96	8.05	5.3/3.8
MW-4	07/03/2001	NA	NA	NA	NA	NA	NA	NA	18.01	11.35	6.66	4.5
MW-4	12/06/2001	<50	<0.50	<0.50	<0.50	<0.50	NA	<5.0	18.01	10.99	7.02	10.23/6.5
MW-4	01/23/2002	NA	NA	NA	NA	NA	NA	NA	18.01	8.80	9.21	8.8

WELL CONCENTRATIONS
Former Shell Service Station
1230 14th Street
Oakland, CA

Well ID	Date	TPPH (ug/L)	B (ug/L)	T (ug/L)	E (ug/L)	X (ug/L)	MTBE 8020 (ug/L)	MTBE 8260 (ug/L)	TOC (MSL)	Depth to Water (ft.)	GW Elevation (MSL)	DO Reading (ppm)
MW-4	04/17/2002	<50	<0.50	<0.50	<0.50	<0.50	NA	<5.0	18.01	9.75	8.26	7.0/5.1
MW-4	07/18/2002	NA	NA	NA	NA	NA	NA	NA	18.01	11.32	6.69	5.3
MW-4	11/11/2002	<50	<0.50	<0.50	<0.50	<0.50	NA	<5.0	18.01	12.36	5.65	3.6/2.0
MW-4	01/16/2003	NA	NA	NA	NA	NA	NA	NA	18.01	10.33	7.68	6.5
MW-4	03/13/2003	NA	NA	NA	NA	NA	NA	NA	18.01	10.06	7.95	6.5
MW-4	04/23/2003	<50	<0.50	<0.50	<0.50	<1.0	NA	<5.0	18.01	9.57	8.44	5.1/5.7
MW-4	05/13/2003	<50	<0.50	<0.50	<0.50	<1.0	NA	<5.0	18.01	9.55	8.46	2.0/2.5
MW-4	06/13/2003	<50	<0.50	<0.50	<0.50	<1.0	NA	<5.0	18.01	10.50	7.51	5.0/5.6
MW-4	07/14/2003	<50	<0.50	<0.50	<0.50	<1.0	NA	<0.50	18.01	10.86	7.15	3.9/4.2
MW-4	09/29/2003	<50	<0.50	<0.50	<0.50	<1.0	NA	<0.50	18.01	11.74	6.27	1.6/1.4
MW-4	10/29/2003	58 b	<0.50	<0.50	<0.50	<1.0	NA	<0.50	18.01	11.95	6.06	2.4/1.0
MW-4	01/05/2004	<50	<0.50	<0.50	<0.50	<1.0	NA	<0.50	18.01	10.35	7.66	7.4/7.5
MW-4	04/01/2004	<50	<0.50	<0.50	<0.50	<1.0	NA	<0.50	18.01	8.81	9.20	6.0/6.4
MW-4	07/02/2004	<50	<0.50	<0.50	<0.50	<1.0	NA	<0.50	18.01	11.10	6.91	0.8/0.6
MW-4	11/03/2004	<50	<0.50	<0.50	<0.50	<1.0	NA	<0.50	18.01	11.85	6.16	1.3/2.84
MW-4	01/04/2005	<50	<0.50	<0.50	<0.50	<1.0	NA	<0.50	18.01	9.06	8.95	7.12/6.37
MW-4	04/13/2005	<50	<0.50	<0.50	<0.50	<0.50	NA	<0.50	18.01	6.84	11.17	5.81/5.66
MW-4	07/13/2005	<50	<0.50	<0.50	<0.50	<1.0	NA	<0.50	18.01	10.20	7.81	1.87/3.75
MW-4	10/28/2005	<50	<0.50	<0.50	<0.50	<1.0	NA	<0.50	18.01	11.75	6.26	1.4/0.8
MW-4	01/17/2006	<50	<0.50	<0.50	<0.50	<0.50	NA	<0.50	18.01	8.00	10.01	6.4/6.2
MW-4	03/09/2006	NA	NA	NA	NA	NA	NA	NA	18.01	6.55	11.46	NA
MW-4	04/21/2006	NA	NA	NA	NA	NA	NA	NA	18.01	5.45	12.56	NA
MW-4	05/01/2006	<50.0	<0.500	<0.500	<0.500	<0.500	NA	<0.500	18.01	6.14	11.87	1.09/0.72
MW-5	12/03/2001	NA	NA	NA	NA	NA	NA	NA	18.47	11.86	6.61	NA
MW-5	12/06/2001	31,000	3,000	2,000	1,100	3,000	NA	<50	18.47	11.40	7.07	3.1/3.2
MW-5	01/23/2002	NA	NA	NA	NA	NA	NA	NA	18.47	9.24	9.23	0.9
MW-5	04/17/2002	33,000	3,800	2,400	1,300	4,400	NA	<200	18.47	10.35	8.12	5.3/3.8
MW-5	07/18/2002	NA	NA	NA	NA	NA	NA	NA	18.47	11.82	6.65	0.8
MW-5	11/11/2002	100,000	7,100	12,000	3,000	17,000	NA	5.1	18.47	12.86	5.61	1.2/1.4

WELL CONCENTRATIONS
Former Shell Service Station
1230 14th Street
Oakland, CA

Well ID	Date	TPPH (ug/L)	B (ug/L)	T (ug/L)	E (ug/L)	X (ug/L)	MTBE 8020 (ug/L)	MTBE 8260 (ug/L)	TOC (MSL)	Depth to Water (ft.)	GW Elevation (MSL)	DO Reading (ppm)
MW-5	01/16/2003	NA	NA	NA	NA	NA	NA	NA	18.47	9.57	8.90	0.0
MW-5	03/13/2003	33,000	2,800	2,200	980	4,600	NA	<100	18.47	10.30	8.17	0.5/0.3
MW-5	04/07/2003	NA	NA	NA	NA	NA	NA	NA	18.47	10.29	8.18	NA
MW-5	04/23/2003	33,000	2,900	3,100	960	5,800	NA	<250	18.47	10.15	8.32	0.1/0.1
MW-5	05/13/2003	30,000	2,600	1,500	850	4,500	NA	<250	18.47	10.12	8.35	0.4/0.3
MW-5	06/13/2003	33,000	3,400	2,300	1,000	4,400	NA	<500	18.47	11.00	7.47	0.3/0.3
MW-5	07/14/2003	41,000	5,100	3,500	1,400	5,100	NA	<50	18.47	11.39	7.08	0.5/0.5
MW-5	09/29/2003	59,000	6,600	4,200	1,500	6,500	NA	<50	18.47	12.24	6.23	0.6/0.5
MW-5	10/29/2003	45,000	6,800	3,500	1,500	6,400	NA	21	18.47	12.45	6.02	0.5/0.3
MW-5	01/05/2004	26,000	4,900	1,700	1,100	3,300	NA	<50	18.47	9.97	8.50	0.9/1.2
MW-5	04/01/2004	29,000	5,300	2,700	880	2,900	NA	<50	18.47	9.43	9.04	0.3/1.0
MW-5	07/02/2004	19,000	5,300	740	1,100	1,400	NA	<50	18.47	11.62	6.85	0.4/0.5
MW-5	11/03/2004	31,000	7,500	2,300	1,400	4,400	NA	<50	18.47	12.26	6.21	2.5/1.9
MW-5	01/04/2005	18,000	3,500	1,200	730	2,300	NA	<25	18.47	9.13	9.34	0.44/1.64
MW-5	04/13/2005	7,000	100	460	180	880	NA	<1.0	18.47	7.60	10.87	0.17/0.45
MW-5	07/13/2005	9,400	2,400	840	440	1,100	NA	<13	18.47	10.63	7.84	0.13/0.27
MW-5	10/28/2005	28,000	16,000	2,900	1,400	3,100	NA	<50	18.47	12.14	6.33	0.3/1.3
MW-5	01/17/2006	6,700	1,200	720	400	1,500	NA	1.3	18.47	8.52	9.95	0.6/2.6
MW-5	02/23/2006	NA	4,630	1,470	709	2,310	NA	NA	18.47	9.22	9.25	NA
MW-5	03/09/2006	NA	474	90.3	63.3	169	NA	NA	18.47	7.15	11.32	NA
MW-5	04/21/2006	<50.0	<0.500	<0.500	<0.500	<0.500	NA	<0.500	18.47	5.82	12.65	NA
MW-5	05/01/2006	779	6.77	41.1	20.0	130	NA	<0.500	18.47	7.23	11.24	0.39/1.52
MW-6	12/03/2001	NA	NA	NA	NA	NA	NA	NA	18.84	12.19	6.65	NA
MW-6	12/06/2001	76	5.7	3.8	1.4	7.0	NA	<5.0	18.84	11.70	7.14	6.3/6.1
MW-6	01/23/2002	NA	NA	NA	NA	NA	NA	NA	18.84	9.57	9.27	8.7
MW-6	04/17/2002	<50	<0.50	<0.50	<0.50	<0.50	NA	<5.0	18.84	10.73	8.11	9.8/9.1
MW-6	07/18/2002	NA	NA	NA	NA	NA	NA	NA	18.84	12.27	6.57	1.7
MW-6	11/11/2002	580	55	<0.50	<0.50	2.8	NA	<5.0	18.84	13.24	5.60	0.3/0.6
MW-6	01/16/2003	NA	NA	NA	NA	NA	NA	NA	18.84	9.89	8.95	6.4

WELL CONCENTRATIONS
Former Shell Service Station
1230 14th Street
Oakland, CA

Well ID	Date	TPPH (ug/L)	B (ug/L)	T (ug/L)	E (ug/L)	X (ug/L)	MTBE 8020 (ug/L)	MTBE 8260 (ug/L)	TOC (MSL)	Depth to Water (ft.)	GW Elevation (MSL)	DO Reading (ppm)
MW-6	03/13/2003	NA	NA	NA	NA	NA	NA	NA	18.84	10.66	8.18	5.5
MW-6	04/23/2003	<50	<0.50	<0.50	<0.50	<1.0	NA	<5.0	18.84	10.57	8.27	3.7/4.4
MW-6	05/13/2003	<50	<0.50	<0.50	<0.50	<1.0	NA	<5.0	18.84	10.56	8.28	3.5/3.0
MW-6	06/13/2003	<50	<0.50	<0.50	<0.50	<1.0	NA	<5.0	18.84	11.48	7.36	2.7/3.1
MW-6	07/14/2003	230 b	3.4	<0.50	<0.50	<1.0	NA	<0.50	18.84	11.83	7.01	1.8/1.3
MW-6	09/29/2003	910 b	46	<2.5	<2.5	<5.0	NA	<2.5	18.84	12.70	6.14	1.1/1.0
MW-6	10/29/2003	830	38	0.53	<0.50	3.3	NA	0.60	18.84	12.91	5.93	1.2/0.9
MW-6	01/05/2004	93	0.92	<0.50	<0.50	<1.0	NA	<0.50	18.84	10.35	8.49	6.2/4.3
MW-6	04/01/2004	<50	<0.50	<0.50	<0.50	<1.0	NA	<0.50	18.84	9.80	9.04	3.5/3.4
MW-6	07/02/2004	370	3.0	<0.50	<0.50	<1.0	NA	<0.50	18.84	12.09	6.75	0.6/1.0
MW-6	11/03/2004	540	22	0.73	<0.50	1.5	NA	0.82	18.84	12.84	6.00	2.28/0.84
MW-6	01/04/2005	<50	<0.50	<0.50	<0.50	<1.0	NA	<0.50	18.84	9.55	9.29	6.71/5.16
MW-6	04/13/2005	<50	<0.50	<0.50	<0.50	<0.50	NA	<0.50	18.84	7.89	10.95	2.99/2.87
MW-6	07/13/2005	170	6.2	1.1	<0.50	<1.0	NA	0.71	18.84	11.13	7.71	0.10/1.32
MW-6	10/28/2005	490	22	<0.50	<0.50	<1.0	NA	<0.50	18.84	12.74	6.10	0.6/0.3
MW-6	01/17/2006	<50	<0.50	<0.50	<0.50	<0.50	NA	<0.50	18.84	8.80	10.04	5.3/4.9
MW-6	02/23/2006	NA	<0.500	<0.500	<0.500	<0.500	NA	NA	18.84	9.54	9.30	NA
MW-6	03/09/2006	NA	<0.500	<0.500	<0.500	<0.500	NA	NA	18.84	7.25	11.59	NA
MW-6	04/21/2006	<50.0	<0.500	<0.500	<0.500	<0.500	NA	<0.500	18.84	6.34	12.50	NA
MW-6	05/01/2006	<50.0	<0.500	<0.500	<0.500	<0.500	NA	<0.500	18.84	7.32	11.52	0.72/0.63
MW-7	12/03/2001	NA	NA	NA	NA	NA	NA	NA	19.20	12.66	6.54	NA
MW-7	12/06/2001	1,800	390	<2.0	6.2	<2.0	NA	<20	19.20	12.20	7.00	3.9/3.8
MW-7	01/23/2002	NA	NA	NA	NA	NA	NA	NA	19.20	10.00	9.20	9.4
MW-7	04/17/2002	<50	<0.50	<0.50	<0.50	<0.50	NA	<5.0	19.20	11.21	7.99	8.8/7.3
MW-7	07/18/2002	NA	NA	NA	NA	NA	NA	NA	19.20	12.69	6.51	0.8
MW-7	11/11/2002	3,000	190	<0.50	<0.50	4.3	NA	5.2	19.20	13.69	5.51	0.4/0.8
MW-7	01/16/2003	NA	NA	NA	NA	NA	NA	NA	19.20	10.36	8.84	7.9
MW-7	03/13/2003	NA	NA	NA	NA	NA	NA	NA	19.20	11.16	8.04	5.2
MW-7	04/23/2003	250	48	<0.50	<0.50	<1.0	NA	<5.0	19.20	11.02	8.18	3.2/1.3

WELL CONCENTRATIONS
Former Shell Service Station
1230 14th Street
Oakland, CA

Well ID	Date	TPPH (ug/L)	B (ug/L)	T (ug/L)	E (ug/L)	X (ug/L)	MTBE 8020 (ug/L)	MTBE 8260 (ug/L)	TOC (MSL)	Depth to Water (ft.)	GW Elevation (MSL)	DO Reading (ppm)
MW-7	05/13/2003	1,700	550	<2.5	<2.5	<5.0	NA	<25	19.20	11.00	8.20	2.0/1.5
MW-7	06/13/2003	1,500 b	470	<2.5	<2.5	<5.0	NA	<25	19.20	11.90	7.30	1.8/1.6
MW-7	07/14/2003	1300 b	1,200	<10	<10	<20	NA	<10	19.20	12.29	6.91	0.4/0.2
MW-7	09/29/2003	5,200	1,200	<10	<10	<20	NA	<10	19.20	13.12	6.08	0.9/0.9
MW-7	10/29/2003	4,800	1,100	<5.0	<5.0	<10	NA	8.9	19.20	13.34	5.86	0.4/0.3
MW-7	01/05/2004	53	6.7	<0.50	<0.50	<1.0	NA	<0.50	19.20	10.85	8.35	1.4/2.3
MW-7	04/01/2004	<50	<0.50	<0.50	<0.50	<1.0	NA	<0.50	19.20	10.28	8.92	5.5/6.2
MW-7	07/02/2004	8,100 d	3,400	<25	<25	<50	NA	<25	19.20	12.48	6.72	0.8/0.8
MW-7	11/03/2004	3,700	1,200	<5.0	<5.0	<10	NA	<5.0	19.20	13.25	5.95	1.9/0.8
MW-7	01/04/2005	<50	2.0	<0.50	<0.50	<1.0	NA	<0.50	19.20	10.02	9.18	6.31/5.71
MW-7	04/13/2005	<50	<0.50	<0.50	<0.50	<0.50	NA	<0.50	19.20	8.46	10.74	5.87/5.89
MW-7	07/13/2005	1,100	380	9.2	<2.5	37	NA	<2.5	19.20	11.57	7.63	0.30/0.33
MW-7	10/28/2005	5,100	2,900	<13	<13	<25	NA	<13	19.20	13.15	6.05	0.6/0.9
MW-7	01/17/2006	<50	<0.50	<0.50	<0.50	<0.50	NA	<0.50	19.20	9.30	9.90	6.4/7.4
MW-7	02/23/2006	NA	<0.500	<0.500	<0.500	<0.500	NA	NA	19.20	10.03	9.17	NA
MW-7	03/09/2006	NA	<0.500	<0.500	<0.500	<0.500	NA	NA	19.20	7.70	11.50	NA
MW-7	04/21/2006	<50.0	<0.500	<0.500	<0.500	<0.500	NA	<0.500	19.20	6.66	12.54	NA
MW-7	05/01/2006	<50.0	<0.500	<0.500	<0.500	<0.500	NA	<0.500	19.20	7.72	11.48	0.67/0.98
VW/MW-2	03/25/1996	13,000	900	920	180	1,500	<250	NA	18.30	9.04	9.26	NA
VW/MW-2	06/21/1996	27,000	4,100	1,100	1,400	3,200	700	NA	18.30	10.48	7.82	NA
VW/MW-2	09/26/1996	27,000	5,300	1,900	980	2,200	<500	NA	18.30	12.52	5.78	NA
VW/MW-2 (D)	09/26/1996	29,000	5,800	2,200	1,100	2,500	<250	NA	18.30	12.52	5.78	NA
VW/MW-2	12/19/1996	50,000	6,200	5,100	1,700	5,600	590	NA	18.30	12.42	5.88	NA
VW/MW-2	03/25/1997	210	5.6	<0.50	0.52	<0.50	14	NA	18.30	9.83	8.47	2.0
VW/MW-2 (D)	03/25/1997	250	1.7	0.58	0.51	<0.50	4.7	NA	18.30	9.83	8.47	2.0
VW/MW-2	06/26/1997	NA	NA	NA	NA	NA	NA	NA	18.30	12.43	5.87	NA
VW/MW-2	09/26/1997	NA	NA	NA	NA	NA	NA	NA	18.30	12.98	5.32	0.9
VW/MW-2	12/05/1997	NA	NA	NA	NA	NA	NA	NA	18.30	12.20	6.10	0.4
VW/MW-2	02/19/1998	<50	1.5	<0.50	<0.50	0.71	<2.5	NA	18.30	5.83	12.47	3.6

WELL CONCENTRATIONS
Former Shell Service Station
1230 14th Street
Oakland, CA

Well ID	Date	TPPH (ug/L)	B (ug/L)	T (ug/L)	E (ug/L)	X (ug/L)	MTBE 8020 (ug/L)	MTBE 8260 (ug/L)	TOC (MSL)	Depth to Water (ft.)	GW Elevation (MSL)	DO Reading (ppm)
VW/MW-2	06/08/1998	NA	NA	NA	NA	NA	NA	NA	18.30	5.80	12.50	1.0
VW/MW-2	08/25/1998	NA	NA	NA	NA	NA	NA	NA	18.30	11.72	6.58	4.8
VW/MW-2	12/28/1998	NA	NA	NA	NA	NA	NA	NA	18.30	11.69	6.61	2.7
VW/MW-2	03/26/1999	NA	NA	NA	NA	NA	NA	NA	18.30	8.75	9.55	2.8
VW/MW-2	06/30/1999	NA	NA	NA	NA	NA	NA	NA	18.30	10.72	7.58	4.7
VW/MW-2	09/30/1999	NA	NA	NA	NA	NA	NA	NA	18.30	12.24	6.06	4.9
VW/MW-2	12/27/1999	13,500	1,330	1,310	490	1,400	<250	NA	18.30	13.92	4.38	2.1/1.9
VW/MW-2	01/21/2000	12,100	2,200	1,080	429	1,120	<250	NA	18.30	13.26	5.04	2.8
VW/MW-2	03/07/2000	NA	NA	NA	NA	NA	NA	NA	18.28	7.87	10.41	3.7
VW/MW-2	04/17/2000	NA	NA	NA	NA	NA	NA	NA	18.28	9.65	8.63	3.7/4.1
VW/MW-2	04/18/2000	<50.0	<0.500	<0.500	<0.500	<0.500	<2.50	NA	18.28	NA	NA	NA
VW/MW-2	09/21/2000	NA	NA	NA	NA	NA	NA	NA	18.28	12.75	5.53	6.2
VW/MW-2	10/17/2000	4,070	763	589	214	501	<50.0	NA	18.28	12.21	6.07	0.8/0.7
VW/MW-2	01/09/2001	NA	NA	NA	NA	NA	NA	NA	18.28	12.51	5.77	0.7
VW/MW-2	04/27/2001	80	5.7	<0.50	2.7	4.9	NA	<0.50	18.28	10.21	8.07	2.3/2.8
VW/MW-2	07/03/2001	NA	NA	NA	NA	NA	NA	NA	18.28	11.60	6.68	0.6
VW/MW-2	12/06/2001	160	1.7	1.0	1.8	4.6	NA	<5.0	18.28	11.15	7.13	3.7/2.3
VW/MW-2	01/23/2002	NA	NA	NA	NA	NA	NA	NA	18.28	9.07	9.21	0.5
VW/MW-2	04/17/2002	<50	2.1	<0.50	<0.50	<0.50	NA	<5.0	18.28	10.11	8.17	4.9/4.4
VW/MW-2	07/18/2002	NA	NA	NA	NA	NA	NA	NA	18.28	11.61	6.67	0.9
VW/MW-2	11/11/2002	15,000	1,300	1,300	680	1,800	NA	<5.0	18.28	12.63	5.65	0.2/0.2
VW/MW-2	01/16/2003	NA	NA	NA	NA	NA	NA	NA	18.28	9.35	8.93	0.4
VW/MW-2	03/13/2003	NA	NA	NA	NA	NA	NA	NA	18.28	10.09	8.19	0.8
VW/MW-2	04/07/2003	NA	NA	NA	NA	NA	NA	NA	18.28	10.09	8.19	NA
VW/MW-2	04/23/2003	1,100	76	29	45	66	NA	<5.0	18.28	9.95	8.33	0.8/0.3
VW/MW-2	05/13/2003	1,200	38	16	16	24	NA	<5.0	18.28	9.90	8.38	0.2/0.2
VW/MW-2	06/13/2003	9,600	1,300	1,100	440	890	NA	<250	18.28	10.80	7.48	0.2/0.5
VW/MW-2	07/14/2003	11,000	1,300	1,800	430	1,500	NA	<5.0	18.28	11.20	7.08	0.5/0.5
VW/MW-2	09/29/2003	12,000	860	980	410	1,100	NA	<10	18.28	12.05	6.23	0.4/0.4
VW/MW-2	10/29/2003	12,000	1,100	940	530	1,200	NA	<10	18.28	12.29	5.99	0.7/0.3

WELL CONCENTRATIONS
Former Shell Service Station
1230 14th Street
Oakland, CA

Well ID	Date	TPPH (ug/L)	B (ug/L)	T (ug/L)	E (ug/L)	X (ug/L)	MTBE 8020 (ug/L)	MTBE 8260 (ug/L)	TOC (MSL)	Depth to Water (ft.)	GW Elevation (MSL)	DO Reading (ppm)
VW/MW-2	01/05/2004	190 b	<0.50	<0.50	<0.50	<1.0	NA	<0.50	18.28	9.82	8.46	2.8/1.8
VW/MW-2	04/01/2004	410	1.4	0.54	1.6	1.0	NA	<0.50	18.28	9.24	9.04	1.7/0.1
VW/MW-2	07/02/2004	5,500	440	370	170	410	NA	<2.5	18.28	11.33	6.95	0.5/0.4
VW/MW-2	11/03/2004	3,800	260	210	150	600	NA	<2.5	18.28	12.14	6.14	0.9/1.4
VW/MW-2	01/04/2005	280	5.8	20	7.8	26	NA	<0.50	18.28	9.03	9.25	1.66/2.66
VW/MW-2	04/13/2005	<50	<0.50	<0.50	<0.50	<0.50	NA	<0.50	18.28	7.38	10.90	0.79/0.58
VW/MW-2	07/13/2005	350	19	9.3	9.8	14	NA	<0.50	18.28	10.45	7.83	0.10/0.08
VW/MW-2	10/28/2005	3,400	440	350	150	320	NA	<2.5	18.28	11.98	6.30	0.4/0.1
VW/MW-2	01/17/2006	700	3.1	5.1	7.7	66	NA	<0.50	18.28	8.34	9.94	2.7/1.6
VW/MW-2	02/23/2006	NA	97.9	17.2	40.0	80.6	NA	NA	18.28	9.42	8.86	NA
VW/MW-2	03/09/2006	NA	<0.500	29.2	57.8	486	NA	NA	18.28	7.35	10.93	NA
VW/MW-2	04/21/2006	<50.0	<0.500	0.960	<0.500	2.71	NA	<0.500	18.28	5.99	12.29	NA
VW/MW-2	05/01/2006	<50.0	<0.500	<0.500	<0.500	<0.500	NA	<0.500	18.28	7.25	11.03	0.43/0.10
VW/MW-4	03/25/1996	83,000	6,500	7,000	2,000	11,000	<250	NA	18.14	8.45	9.69	NA
VW/MW-4 (D)	03/25/1996	84,000	6,400	7,000	2,100	12,000	<250	NA	18.14	8.45	9.69	NA
VW/MW-4	06/21/1996	110,000	14,000	15,000	3,700	17,000	1,700	NA	18.14	10.38	7.76	NA
VW/MW-4 (D)	06/21/1996	100,000	12,000	12,000	2,900	13,000	<1,000	NA	18.14	10.38	7.76	NA
VW/MW-4	09/26/1996	52,000	13,000	2,700	2,100	3,200	<500	NA	18.14	12.43	5.71	NA
VW/MW-4	12/19/1996	75,000	15,000	6,600	3,000	7,600	<1,250	NA	18.14	11.87	6.27	NA
VW/MW-4	03/25/1997	56,000	4,700	1,500	2,500	6,300	580	NA	18.14	9.60	8.54	2.4
VW/MW-4	06/26/1997	NA	NA	NA	NA	NA	NA	NA	18.14	12.36	5.78	NA
VW/MW-4	09/26/1997	NA	NA	NA	NA	NA	NA	NA	18.14	12.82	5.32	0.4
VW/MW-4	12/05/1997	NA	NA	NA	NA	NA	NA	NA	18.14	12.15	5.99	0.3
VW/MW-4	02/19/1998	4,100	320	40	44	520	<50	NA	18.14	5.85	12.29	1.8
VW/MW-4 (D)	02/19/98	4,300	340	44	47	540	<50	NA	18.14	5.85	12.29	1.8
VW/MW-4	06/08/1998	NA	NA	NA	NA	NA	NA	NA	18.14	5.87	12.27	1.8
VW/MW-4	08/25/1998	NA	NA	NA	NA	NA	NA	NA	18.14	10.96	7.18	2.5
VW/MW-4	12/28/1998	NA	NA	NA	NA	NA	NA	NA	18.14	11.28	6.86	0.9
VW/MW-4	03/26/1999	NA	NA	NA	NA	NA	NA	NA	18.14	8.45	9.69	1.9

WELL CONCENTRATIONS
Former Shell Service Station
1230 14th Street
Oakland, CA

Well ID	Date	TPPH (ug/L)	B (ug/L)	T (ug/L)	E (ug/L)	X (ug/L)	MTBE 8020 (ug/L)	MTBE 8260 (ug/L)	TOC (MSL)	Depth to Water (ft.)	GW Elevation (MSL)	DO Reading (ppm)
VW/MW-4	06/30/1999	NA	NA	NA	NA	NA	NA	NA	18.14	9.70	8.44	3.6
VW/MW-4	09/30/1999	NA	NA	NA	NA	NA	NA	NA	18.14	11.78	6.36	2.6
VW/MW-4	12/27/1999	33,900	3,740	2,000	1,130	5,090	587	NA	18.14	12.63	5.51	0.4/0.2
VW/MW-4	01/21/2000	13,900	1,560	568	227	1,990	<500	21.0a	18.14	13.07	5.07	1.0
VW/MW-4	03/07/2000	NA	NA	NA	NA	NA	NA	NA	18.13	7.82	10.31	0.9
VW/MW-4	04/17/2000	NA	NA	NA	NA	NA	NA	NA	18.13	9.18	8.95	1.4/1.9
VW/MW-4	04/18/2000	757	103	8.59	30.8	84.2	<25.0	NA	18.13	NA	NA	NA
VW/MW-4	09/21/2000	NA	NA	NA	NA	NA	NA	NA	18.13	12.18	5.95	5.0
VW/MW-4	10/17/2000	8,360	2,060	391	468	1,170	147	NA	18.13	12.03	6.10	0.7/0.8
VW/MW-4	01/09/2001	NA	NA	NA	NA	NA	NA	NA	18.13	12.42	5.71	0.9
VW/MW-4	04/27/2001	7,100	2,300	50	460	250	NA	<10	18.13	10.13	8.00	1.0/1.4
VW/MW-4	07/03/2001	NA	NA	NA	NA	NA	NA	NA	18.13	11.42	6.71	1.2
VW/MW-4	12/06/2001	7,700	750	90	300	350	NA	<25	18.13	11.02	7.11	2.5/1.9
VW/MW-4	01/23/2002	NA	NA	NA	NA	NA	NA	NA	18.13	8.89	9.24	0.4
VW/MW-4	04/17/2002	4,800	760	27	240	150	NA	<25	18.13	9.89	8.24	4.7/5.1
VW/MW-4	07/18/2002	NA	NA	NA	NA	NA	NA	NA	18.13	11.37	6.76	0.6
VW/MW-4	11/11/2002	14,000	2,800	480	700	1,300	NA	<100	18.13	12.41	5.72	0.3/0.3
VW/MW-4	01/16/2003	NA	NA	NA	NA	NA	NA	NA	18.13	9.17	8.96	0.8
VW/MW-4	03/13/2003	NA	NA	NA	NA	NA	NA	NA	18.13	9.85	8.28	1.1
VW/MW-4	04/23/2003	2,400	710	28	160	100	NA	<50	18.13	9.74	8.39	0.2/0.05
VW/MW-4	05/13/2003	3,300	720	35	170	160	NA	<50	18.13	9.70	8.43	0.2/0.2
VW/MW-4	06/13/2003	8,200	1,700	220	460	790	NA	<250	18.13	10.55	7.58	0.3/0.3
VW/MW-4	07/14/2003	3,700	900	190	220	540	NA	<10	18.13	10.90	7.23	0.5/0.4
VW/MW-4	09/29/2003	7,500	1,800	300	390	860	NA	<20	18.13	11.83	6.30	0.5/0.6
VW/MW-4	10/29/2003	10,000	2,600	400	510	1,200	NA	<13	18.13	12.03	6.10	0.5/0.4
VW/MW-4	01/05/2004	1,000	70	12	30	56	NA	<1.0	18.13	9.60	8.53	1.7/1.2
VW/MW-4	04/01/2004	1,000	64	7.0	22	18	NA	<1.0	18.13	9.00	9.13	0.6/0.1
VW/MW-4	07/02/2004	5,600	1,500	57	380	180	NA	<10	18.13	11.00	7.13	0.4/0.4
VW/MW-4	11/03/2004	9,400	2,400	210	560	890	NA	<10	18.13	11.85	6.28	1.5/2.1
VW/MW-4	01/04/2005	110	12	<0.50	2.3	<1.0	NA	<0.50	18.13	8.89	9.24	2.40/1.05

WELL CONCENTRATIONS
Former Shell Service Station
1230 14th Street
Oakland, CA

Well ID	Date	TPPH (ug/L)	B (ug/L)	T (ug/L)	E (ug/L)	X (ug/L)	MTBE 8020 (ug/L)	MTBE 8260 (ug/L)	TOC (MSL)	Depth to Water (ft.)	GW Elevation (MSL)	DO Reading (ppm)
VW/MW-4	04/13/2005	<50	<0.50	<0.50	<0.50	<0.50	NA	<0.50	18.13	7.25	10.88	1.55/0.52
VW/MW-4	07/13/2005	1,300	520	5.1	100	17	NA	<2.5	18.13	10.20	7.93	0.08/0.08
VW/MW-4	10/28/2005	2,500	830	44	170	140	NA	5.4	18.13	11.84	6.29	0.6/0.2
VW/MW-4	01/17/2006	<50	<0.50	<0.50	0.56	<0.50	NA	<0.50	18.13	8.05	10.08	2.7/0.6
VW/MW-4	02/23/2006	NA	1.42	0.930	0.580	<0.500	NA	NA	18.13	8.77	9.36	NA
VW/MW-4	03/09/2006	NA	<0.500	<0.500	<0.500	0.680	NA	NA	18.13	6.75	11.38	NA
VW/MW-4	04/21/2006	<50.0	<0.500	<0.500	<0.500	<0.500	NA	<0.500	18.13	5.69	12.44	NA
VW/MW-4	05/01/2006	<50.0	<0.500	<0.500	<0.500	<0.500	NA	<0.500	18.13	6.65	11.48	0.51/0.37
VW/AS-1	03/25/1996	NA	NA	NA	NA	NA	NA	NA	18.60	8.98	9.62	NA
VW/AS-1	06/21/1996	NA	NA	NA	NA	NA	NA	NA	18.60	10.95	7.65	NA
VW/AS-1	09/26/1996	NA	NA	NA	NA	NA	NA	NA	18.60	12.98	5.62	NA
VW/AS-1	12/19/1996	NA	NA	NA	NA	NA	NA	NA	18.60	12.67	5.93	NA
VW/AS-1	03/25/1997	NA	NA	NA	NA	NA	NA	NA	18.60	10.12	8.48	NA
VW/AS-1	06/26/1997	NA	NA	NA	NA	NA	NA	NA	18.60	12.34	6.26	NA
VW/AS-1	09/26/1997	NA	NA	NA	NA	NA	NA	NA	18.60	13.40	5.20	NA
VW/AS-1	12/05/1997	NA	NA	NA	NA	NA	NA	NA	18.60	11.96	6.64	5.2
VW/AS-1	02/19/1998	NA	NA	NA	NA	NA	NA	NA	18.60	6.22	12.38	1.3
VW/AS-1	06/08/1998	NA	NA	NA	NA	NA	NA	NA	18.60	6.20	12.40	1.0
VW/AS-1	08/25/1998	NA	NA	NA	NA	NA	NA	NA	18.60	11.59	7.01	1.6
VW/AS-1	12/28/1998	NA	NA	NA	NA	NA	NA	NA	18.60	11.74	6.86	1.3
VW/AS-1	03/26/1999	NA	NA	NA	NA	NA	NA	NA	18.60	9.20	9.40	1.3
VW/AS-1	06/30/1999	NA	NA	NA	NA	NA	NA	NA	18.60	11.08	7.52	2.1
VW/AS-1	09/30/1999	NA	NA	NA	NA	NA	NA	NA	18.60	11.94	6.66	1.9
VW/AS-1	12/27/1999	8,940	2,000	95.7	1,200	570	606	NA	18.60	11.01	7.59	1.6/1.8
VW/AS-1	03/07/2000	NA	NA	NA	NA	NA	NA	NA	18.59	7.35	11.24	NA
VW/AS-1	04/17/2000	NA	NA	NA	NA	NA	NA	NA	18.59	9.08	9.51	1.9/2.0
VW/AS-1	04/18/2000	20,800	6,550	1,220	2,270	1,720	<250	NA	18.59	NA	NA	NA
VW/AS-1	09/21/2000	NA	NA	NA	NA	NA	NA	NA	18.59	11.98	6.61	2.1
VW/AS-1	10/17/2000	38,400	7,240	5,980	1,960	5,730	534	72.4	18.59	12.62	5.97	2.5/1.0

WELL CONCENTRATIONS
Former Shell Service Station
1230 14th Street
Oakland, CA

Well ID	Date	TPPH (ug/L)	B (ug/L)	T (ug/L)	E (ug/L)	X (ug/L)	MTBE 8020 (ug/L)	MTBE 8260 (ug/L)	TOC (MSL)	Depth to Water (ft.)	GW Elevation (MSL)	DO Reading (ppm)
VW/AS-1	01/09/2001	NA	NA	NA	NA	NA	NA	NA	18.59	13.03	5.56	1.9
VW/AS-1	04/27/2001	34,000	8,000	2,100	2,500	2,000	NA	<25	18.59	10.71	7.88	2.9/2.1
VW/AS-1	07/03/2001	NA	NA	NA	NA	NA	NA	NA	18.59	12.03	6.56	2.0
VW/AS-1	12/06/2001	6,000	990	35	820	59	NA	<25	18.59	11.63	6.96	1.2/0.8
VW/AS-1	01/23/2002	NA	NA	NA	NA	NA	NA	NA	18.59	9.34	9.25	0.9
VW/AS-1	04/17/2002	12,000	2,900	57	1,400	98	NA	<200	18.59	10.41	8.18	3.3/2.9
VW/AS-1	07/18/2002	NA	NA	NA	NA	NA	NA	NA	18.59	12.13	6.46	0.3
VW/AS-1	11/11/2002	2,200	340	7.3	250	24	NA	<20	18.59	13.15	5.44	1.2/1.3
VW/AS-1	01/16/2003	NA	NA	NA	NA	NA	NA	NA	18.59	9.73	8.86	2.3
VW/AS-1	03/13/2003	11,000	2,500	55	1,800	170	NA	<100	18.59	10.45	8.14	2.1/1.9
VW/AS-1	04/07/2003	NA	NA	NA	NA	NA	NA	NA	18.59	10.40	8.19	NA
VW/AS-1	04/23/2003	9,500	4,100	200	1,400	200	NA	<250	18.59	10.28	8.31	1.2/0.4
VW/AS-1	05/13/2003	9,700	2,300	110	1,100	140	NA	<250	18.59	10.26	8.33	0.5/2.0
VW/AS-1	06/13/2003	9,300	2,300	77	820	<100	NA	<500	18.59	11.15	7.44	1.0/0.5
VW/AS-1	07/15/2003	5,500	2,000	230	620	360	NA	20	18.59	11.62	6.97	1.8/1.9
VW/AS-1	09/29/2003	9,600	2,300	100	1,200	670	NA	<20	18.59	12.48	6.11	2.3/3.6
VW/AS-1	10/29/2003	10,000	2,000	39	1,000	370	NA	16	18.59	12.73	5.86	3.3/3.6
VW/AS-1	01/05/2004	2,000	710	18	410	18	NA	13	18.59	10.25	8.34	3.0/2.8
VW/AS-1	04/01/2004	27,000	9,100	1,200	2,200	1,400	NA	<50	18.52 c	9.60	8.92	1.0/1.4
VW/AS-1	07/02/2004	18,000	6,500	170	1,200	1,200	NA	<50	18.52	11.80	6.72	3.2/0.8
VW/AS-1	11/03/2004	4,500	1,700	23	280	55	NA	9.8	18.52	12.56	5.96	1.7/1.9
VW/AS-1	01/04/2005	7,500	2,500	74	540	110	NA	<13	18.52	9.50	9.02	1.19/0.53
VW/AS-1	04/13/2005	34,000	6,600	290	930	2,100	NA	<15	18.52	7.84	10.68	1.60/1.88
VW/AS-1	07/13/2005	NA	NA	NA	NA	NA	NA	NA	18.52	10.90	7.62	NA
VW/AS-1	07/22/2005	8,200	5,900	86	340	320	NA	<25	18.52	10.96	7.56	1.7/1.0
VW/AS-1	10/28/2005	2,100	1,300	18	63	21	NA	<5.0	18.52	12.30	6.22	0.5/1.6
VW/AS-1	01/17/2006	6,200 g	2,900	190	400	600	NA	4.7	18.52	8.65	9.87	1.4/1.0
VW/AS-1	02/23/2006	NA	3,080	222	414	778	NA	NA	18.52	9.33	9.19	NA

WELL CONCENTRATIONS
Former Shell Service Station
1230 14th Street
Oakland, CA

Well ID	Date	TPPH (ug/L)	B (ug/L)	T (ug/L)	E (ug/L)	X (ug/L)	MTBE 8020 (ug/L)	MTBE 8260 (ug/L)	TOC (MSL)	Depth to Water (ft.)	GW Elevation (MSL)	DO Reading (ppm)
VW/AS-1	03/09/2006	NA	1,350	88.5	128	164	NA	NA	18.52	7.40	11.12	NA
VW/AS-1	04/21/2006	18,200	4,460	167	419	717	NA	2.79	18.52	6.44	12.08	NA
VW/AS-1	05/01/2006	19,700	5,300	261	664	1,050	NA	<0.500	18.52	7.22	11.30	0.71/1.23
VW/AS-2	03/09/2006	NA	NA	NA	NA	NA	NA	NA	NA	6.95	NA	NA
VW/AS-3	03/25/1996	NA	NA	NA	NA	NA	NA	NA	18.17	8.50	9.67	NA
VW/AS-3	06/21/1996	NA	NA	NA	NA	NA	NA	NA	18.17	10.42	7.75	NA
VW/AS-3	09/26/1996	NA	NA	NA	NA	NA	NA	NA	18.17	12.49	5.68	NA
VW/AS-3	12/19/1996	NA	NA	NA	NA	NA	NA	NA	18.17	12.28	5.89	NA
VW/AS-3	03/25/1997	NA	NA	NA	NA	NA	NA	NA	18.17	9.61	8.56	NA
VW/AS-3	06/26/1997	NA	NA	NA	NA	NA	NA	NA	18.17	11.80	6.37	NA
VW/AS-3	09/26/1997	NA	NA	NA	NA	NA	NA	NA	18.17	12.89	5.28	NA
VW/AS-3	12/05/1997	NA	NA	NA	NA	NA	NA	NA	18.17	11.38	6.79	1.8
VW/AS-3	02/19/1998	NA	NA	NA	NA	NA	NA	NA	18.17	6.24	11.93	1.3
VW/AS-3	06/08/1998	NA	NA	NA	NA	NA	NA	NA	18.17	6.25	11.92	1.2
VW/AS-3	08/25/1998	NA	NA	NA	NA	NA	NA	NA	18.17	11.43	6.74	1.3
VW/AS-3	12/28/1998	NA	NA	NA	NA	NA	NA	NA	18.17	11.63	6.54	1.7
VW/AS-3	03/26/1999	NA	NA	NA	NA	NA	NA	NA	18.17	8.92	9.25	1.5
VW/AS-3	06/30/1999	NA	NA	NA	NA	NA	NA	NA	18.17	10.71	7.46	2.5
VW/AS-3	09/30/1999	NA	NA	NA	NA	NA	NA	NA	18.17	11.78	6.39	1.5
VW/AS-3	12/27/1999	488	47.9	2.60	16.9	8.50	35.4	NA	18.17	12.57	5.60	1.5/2.1
VW/AS-3	03/07/2000	NA	NA	NA	NA	NA	NA	NA	18.14	4.82	13.32	NA
VW/AS-3	04/17/2000	NA	NA	NA	NA	NA	NA	NA	18.14	8.69	9.45	2.0/2.4
VW/AS-3	04/18/2000	3,110	871	<5.00	141	56.8	78.2	NA	18.14	NA	NA	NA
VW/AS-3	09/21/2000	NA	NA	NA	NA	NA	NA	NA	18.14	11.65	6.49	2.5
VW/AS-3	10/17/2000	7,730	2,700	<50.0	542	344	<250	42.1	18.14	12.13	6.01	1.6/1.0
VW/AS-3	01/09/2001	NA	NA	NA	NA	NA	NA	NA	18.14	12.51	5.63	2.2
VW/AS-3	04/27/2001	14,000	3,900	62	690	560	NA	46	18.14	10.20	7.94	2.8/1.6

WELL CONCENTRATIONS
Former Shell Service Station
1230 14th Street
Oakland, CA

Well ID	Date	TPPH (ug/L)	B (ug/L)	T (ug/L)	E (ug/L)	X (ug/L)	MTBE 8020 (ug/L)	MTBE 8260 (ug/L)	TOC (MSL)	Depth to Water (ft.)	GW Elevation (MSL)	DO Reading (ppm)
VW/AS-3	07/03/2001	NA	NA	NA	NA	NA	NA	NA	18.14	11.55	6.59	2.6
VW/AS-3	12/06/2001	5,000	1,200	19	380	320	NA	<50	18.14	11.10	7.04	0.9/1.1
VW/AS-3	01/23/2002	NA	NA	NA	NA	NA	NA	NA	18.14	8.93	9.21	1.1
VW/AS-3	04/17/2002	17,000	5,000	<25	1,100	390	NA	<250	18.14	10.00	8.14	3.2/3.2
VW/AS-3	07/18/2002	NA	NA	NA	NA	NA	NA	NA	18.14	11.49	6.65	0.4
VW/AS-3	11/11/2002	1,700	290	1.5	150	2.8	NA	<10	18.14	12.43	5.71	1.0/1.1
VW/AS-3	01/16/2003	NA	NA	NA	NA	NA	NA	NA	18.14	9.32	8.82	4.7
VW/AS-3	03/13/2003	NA	NA	NA	NA	NA	NA	NA	18.14	9.88	8.26	2.7
VW/AS-3	04/23/2003	150	47	0.67	8.5	3.2	NA	<5.0	18.14	9.85	8.29	2.1/0.7
VW/AS-3	05/13/2003	440	35	<0.50	1.7	<1.0	NA	<5.0	18.14	9.81	8.33	1.4/1.8
VW/AS-3	06/13/2003	580	71	<2.5	40	<5.0	NA	<25	18.14	10.77	7.37	1.1/0.6
VW/AS-3	07/14/2003	1,100	120	4.9	63	9.3	NA	16	18.14	11.12	7.02	2.0/2.2
VW/AS-3	09/29/2003	160	54	2.2	6.9	8.7	NA	1.1	18.14	12.02	6.12	4.1/1.6
VW/AS-3	10/29/2003	350	16	<0.50	1.1	<1.0	NA	6.3	18.14	12.25	5.89	3.2/1.6
VW/AS-3	01/05/2004	2,700	870	39	130	250	NA	5.5	18.14	9.74	8.40	3.6/2.8
VW/AS-3	04/01/2004	1,300	240	4.1	36	45	NA	12	18.14	9.06	9.08	1.1/1.0
VW/AS-3	07/02/2004	610	59	<1.0	3.6	<2.0	NA	10	18.14	11.29	6.85	2.0/2.2
VW/AS-3	11/03/2004	200	<0.50	<0.50	<0.50	<1.0	NA	10	18.14	12.02	6.12	2.1/2.3
VW/AS-3	01/04/2005	2,500	730	42	36	190	NA	<10	18.14	8.99	9.15	1.72/1.36
VW/AS-3	04/13/2005	<50	1.6	<0.50	<0.50	<0.50	NA	0.61	18.14	7.25	10.89	2.85/3.04
VW/AS-3	07/13/2005	NA	NA	NA	NA	NA	NA	NA	18.14	10.30	7.84	NA
VW/AS-3	07/22/2005	160	36	0.65	<0.50	2.5	NA	2.6	18.14	10.51	7.63	1.4/1.3
VW/AS-3	10/28/2005	100	<0.50	<0.50	<0.50	<1.0	NA	1.7	18.14	11.93	6.21	1.6/0.9
VW/AS-3	01/17/2006	1,400	510	29	16	47	NA	5.4	18.14	8.25	9.89	1.9/0.8
VW/AS-3	04/21/2006	NA	NA	NA	NA	NA	NA	NA	18.14	6.06	12.08	NA
VW/AS-3	05/01/2006	1,350	74.4	<0.500	12.5	0.520	NA	3.30	18.14	6.83	11.31	1.35/0.78

WELL CONCENTRATIONS
Former Shell Service Station
1230 14th Street
Oakland, CA

Well ID	Date	TPPH (ug/L)	B (ug/L)	T (ug/L)	E (ug/L)	X (ug/L)	MTBE 8020 (ug/L)	MTBE 8260 (ug/L)	TOC (MSL)	Depth to Water (ft.)	GW Elevation (MSL)	DO Reading (ppm)
---------	------	----------------	-------------	-------------	-------------	-------------	------------------------	------------------------	--------------	----------------------------	--------------------------	------------------------

Abbreviations:

TPPH = Total petroleum hydrocarbons as gasoline by EPA Method 8260B; prior to April 27, 2001, analyzed by EPA Method 8015.

BTEX = benzene, toluene, ethylbenzene, xylenes by EPA Method 8260B; prior to April 27, 2001, analyzed by EPA Method 8020.

MTBE = Methyl tertiary butyl ether

TOC = Top of Casing Elevation

GW = Groundwater

DO = Dissolved Oxygen

NA = Not applicable

ug/L = Parts per billion

ppm = Parts per million

MSL = Mean sea level

ft. = Feet

<n = Below detection limit

(D) = Duplicate sample

n/n = Pre-purge/Post-purge DO Readings

Notes:

a = Sample was analyzed outside of the EPA recommended holding time.

b = Hydrocarbon reported does not match the pattern of the laboratory's standard.

c = Top of casing change due to maintenance.

d = Sample contains discrete peak in addition to gasoline.

e = Quantity of unknown hydrocarbon(s) in sample based on gasoline.

f = The concentration reported reflects individual or discrete unidentified peaks not matching a typical fuel pattern.

g = The concentration indicated for this analyte is an estimated value above the calibration range of the instrument.

Site surveyed November 1, 2001 by Virgil Chavez Land Surveying of Vallejo, CA.

March 09, 2006

Client: Cambria Env. Tech. (Sonoma) / SHELL (13674)
270 Perkins Street
Sonoma, CA 95476
Attn: Ana Friel

Work Order: NPB3278
Project Name: 1230 14th Street, Oakland, CA
Project Nbr: 97088250
P/O Nbr: 97088250
Date Received: 02/25/06

SAMPLE IDENTIFICATION	LAB NUMBER	COLLECTION DATE AND TIME
MW-1	NPB3278-01	02/23/06 09:50
MW-5	NPB3278-02	02/23/06 12:50
MW-6	NPB3278-03	02/23/06 09:25
MW-7	NPB3278-04	02/23/06 09:05
VW/ MW-2	NPB3278-05	02/23/06 10:15
VW/ MW-4	NPB3278-06	02/23/06 11:25
VW/ AS-1	NPB3278-07	02/23/06 11:50

An executed copy of the chain of custody, the project quality control data, and the sample receipt form are also included as an addendum to this report. If you have any questions relating to this analytical report, please contact your Laboratory Project Manager at 1-800-765-0980. Any opinions, if expressed, are outside the scope of the Laboratory's accreditation.

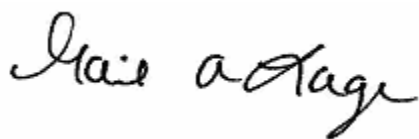
This material is intended only for the use of the individual(s) or entity to whom it is addressed, and may contain information that is privileged and confidential. If you are not the intended recipient, or the employee or agent responsible for delivering this material to the intended recipient, you are hereby notified that any dissemination, distribution, or copying of this material is strictly prohibited. If you have received this material in error, please notify us immediately at 615-726-0177.

California Certification Number: 01168CA

The Chain(s) of Custody, 3 pages, are included and are an integral part of this report.

These results relate only to the items tested. This report shall not be reproduced except in full and with permission of the laboratory.

Report Approved By:



Gail A Lage
Senior Project Manager

Client Cambria Env. Tech. (Sonoma) / SHELL (13674)
 270 Perkins Street
 Sonoma, CA 95476
 Attn Ana Friel

Work Order: NPB3278
 Project Name: 1230 14th Street, Oakland, CA
 Project Number: 97088250
 Received: 02/25/06 08:00

ANALYTICAL REPORT

Analyte	Result	Flag	Units	MRL	Dilution Factor	Analysis Date/Time	Method	Batch
Sample ID: NPB3278-01 (MW-1 - Water) Sampled: 02/23/06 09:50								
Volatile Organic Compounds by EPA Method 8260B								
Benzene	18.1		ug/L	0.500	1	03/06/06 13:10	SW846 8260B	6031388
Ethylbenzene	1.89		ug/L	0.500	1	03/06/06 13:10	SW846 8260B	6031388
Toluene	2.22		ug/L	0.500	1	03/06/06 13:10	SW846 8260B	6031388
Xylenes, total	4.50		ug/L	0.500	1	03/06/06 13:10	SW846 8260B	6031388
Surr: 1,2-Dichloroethane-d4 (70-130%)	98 %					03/06/06 13:10	SW846 8260B	6031388
Surr: Dibromofluoromethane (79-122%)	99 %					03/06/06 13:10	SW846 8260B	6031388
Surr: Toluene-d8 (78-121%)	100 %					03/06/06 13:10	SW846 8260B	6031388
Surr: 4-Bromofluorobenzene (78-126%)	98 %					03/06/06 13:10	SW846 8260B	6031388
Sample ID: NPB3278-02RE1 (MW-5 - Water) Sampled: 02/23/06 12:50								
Volatile Organic Compounds by EPA Method 8260B								
Benzene	4630		ug/L	25.0	50	03/06/06 01:45	SW846 8260B	6030920
Ethylbenzene	709		ug/L	25.0	50	03/06/06 01:45	SW846 8260B	6030920
Toluene	1470		ug/L	25.0	50	03/06/06 01:45	SW846 8260B	6030920
Xylenes, total	2310		ug/L	25.0	50	03/06/06 01:45	SW846 8260B	6030920
Surr: 1,2-Dichloroethane-d4 (70-130%)	96 %					03/06/06 01:21	SW846 8260B	6030920
Surr: Dibromofluoromethane (79-122%)	97 %					03/06/06 01:21	SW846 8260B	6030920
Surr: Toluene-d8 (78-121%)	99 %					03/06/06 01:21	SW846 8260B	6030920
Surr: 4-Bromofluorobenzene (78-126%)	99 %					03/06/06 01:21	SW846 8260B	6030920
Sample ID: NPB3278-03 (MW-6 - Water) Sampled: 02/23/06 09:25								
Volatile Organic Compounds by EPA Method 8260B								
Benzene	ND		ug/L	0.500	1	03/04/06 18:44	SW846 8260B	6031038
Ethylbenzene	ND		ug/L	0.500	1	03/04/06 18:44	SW846 8260B	6031038
Toluene	ND		ug/L	0.500	1	03/04/06 18:44	SW846 8260B	6031038
Xylenes, total	ND		ug/L	0.500	1	03/04/06 18:44	SW846 8260B	6031038
Surr: 1,2-Dichloroethane-d4 (70-130%)	100 %					03/04/06 18:44	SW846 8260B	6031038
Surr: Dibromofluoromethane (79-122%)	100 %					03/04/06 18:44	SW846 8260B	6031038
Surr: Toluene-d8 (78-121%)	99 %					03/04/06 18:44	SW846 8260B	6031038
Surr: 4-Bromofluorobenzene (78-126%)	98 %					03/04/06 18:44	SW846 8260B	6031038
Sample ID: NPB3278-04 (MW-7 - Water) Sampled: 02/23/06 09:05								
Volatile Organic Compounds by EPA Method 8260B								
Benzene	ND		ug/L	0.500	1	03/06/06 13:33	SW846 8260B	6031388
Ethylbenzene	ND		ug/L	0.500	1	03/06/06 13:33	SW846 8260B	6031388
Toluene	ND		ug/L	0.500	1	03/06/06 13:33	SW846 8260B	6031388
Xylenes, total	ND		ug/L	0.500	1	03/06/06 13:33	SW846 8260B	6031388
Surr: 1,2-Dichloroethane-d4 (70-130%)	98 %					03/06/06 13:33	SW846 8260B	6031388
Surr: Dibromofluoromethane (79-122%)	99 %					03/06/06 13:33	SW846 8260B	6031388
Surr: Toluene-d8 (78-121%)	100 %					03/06/06 13:33	SW846 8260B	6031388
Surr: 4-Bromofluorobenzene (78-126%)	97 %					03/06/06 13:33	SW846 8260B	6031388

Client Cambria Env. Tech. (Sonoma) / SHELL (13674)
 270 Perkins Street
 Sonoma, CA 95476
 Attn Ana Friel

Work Order: NPB3278
 Project Name: 1230 14th Street, Oakland, CA
 Project Number: 97088250
 Received: 02/25/06 08:00

ANALYTICAL REPORT

Analyte	Result	Flag	Units	MRL	Dilution Factor	Analysis Date/Time	Method	Batch
Sample ID: NPB3278-05 (VW/ MW-2 - Water) Sampled: 02/23/06 10:15								
Volatile Organic Compounds by EPA Method 8260B								
Benzene	97.9		ug/L	0.500	1	03/08/06 02:00	SW846 8260B	6031448
Ethylbenzene	40.0		ug/L	0.500	1	03/08/06 02:00	SW846 8260B	6031448
Toluene	17.2		ug/L	0.500	1	03/08/06 02:00	SW846 8260B	6031448
Xylenes, total	80.6		ug/L	0.500	1	03/08/06 02:00	SW846 8260B	6031448
<i>Surr: 1,2-Dichloroethane-d4 (70-130%)</i>	102 %					03/08/06 02:00	SW846 8260B	6031448
<i>Surr: Dibromofluoromethane (79-122%)</i>	98 %					03/08/06 02:00	SW846 8260B	6031448
<i>Surr: Toluene-d8 (78-121%)</i>	101 %					03/08/06 02:00	SW846 8260B	6031448
<i>Surr: 4-Bromofluorobenzene (78-126%)</i>	96 %					03/08/06 02:00	SW846 8260B	6031448
Sample ID: NPB3278-06 (VW/ MW-4 - Water) Sampled: 02/23/06 11:25								
Volatile Organic Compounds by EPA Method 8260B								
Benzene	1.42		ug/L	0.500	1	03/06/06 14:21	SW846 8260B	6031388
Ethylbenzene	0.580		ug/L	0.500	1	03/06/06 14:21	SW846 8260B	6031388
Toluene	0.930		ug/L	0.500	1	03/06/06 14:21	SW846 8260B	6031388
Xylenes, total	ND		ug/L	0.500	1	03/06/06 14:21	SW846 8260B	6031388
<i>Surr: 1,2-Dichloroethane-d4 (70-130%)</i>	97 %					03/06/06 14:21	SW846 8260B	6031388
<i>Surr: Dibromofluoromethane (79-122%)</i>	98 %					03/06/06 14:21	SW846 8260B	6031388
<i>Surr: Toluene-d8 (78-121%)</i>	100 %					03/06/06 14:21	SW846 8260B	6031388
<i>Surr: 4-Bromofluorobenzene (78-126%)</i>	97 %					03/06/06 14:21	SW846 8260B	6031388
Sample ID: NPB3278-07RE1 (VW/ AS-1 - Water) Sampled: 02/23/06 11:50								
Volatile Organic Compounds by EPA Method 8260B								
Benzene	3080		ug/L	25.0	50	03/08/06 12:41	SW846 8260B	6031180
Ethylbenzene	414		ug/L	5.00	10	03/08/06 05:21	SW846 8260B	6031448
Toluene	222		ug/L	5.00	10	03/08/06 05:21	SW846 8260B	6031448
Xylenes, total	778		ug/L	5.00	10	03/08/06 05:21	SW846 8260B	6031448
<i>Surr: 1,2-Dichloroethane-d4 (70-130%)</i>	99 %					03/08/06 05:21	SW846 8260B	6031448
<i>Surr: 1,2-Dichloroethane-d4 (70-130%)</i>	94 %					03/08/06 12:41	SW846 8260B	6031180
<i>Surr: Dibromofluoromethane (79-122%)</i>	97 %					03/08/06 05:21	SW846 8260B	6031448
<i>Surr: Dibromofluoromethane (79-122%)</i>	105 %					03/08/06 12:41	SW846 8260B	6031180
<i>Surr: Toluene-d8 (78-121%)</i>	101 %					03/08/06 05:21	SW846 8260B	6031448
<i>Surr: Toluene-d8 (78-121%)</i>	97 %					03/08/06 12:41	SW846 8260B	6031180
<i>Surr: 4-Bromofluorobenzene (78-126%)</i>	104 %					03/08/06 05:21	SW846 8260B	6031448
<i>Surr: 4-Bromofluorobenzene (78-126%)</i>	97 %					03/08/06 12:41	SW846 8260B	6031180

Client Cambria Env. Tech. (Sonoma) / SHELL (13674)
 270 Perkins Street
 Sonoma, CA 95476
 Attn Ana Friel

Work Order: NPB3278
 Project Name: 1230 14th Street, Oakland, CA
 Project Number: 97088250
 Received: 02/25/06 08:00

PROJECT QUALITY CONTROL DATA

Blank

Analyte	Blank Value	Q	Units	Q.C. Batch	Lab Number	Analyzed Date/Time
---------	-------------	---	-------	------------	------------	--------------------

Volatile Organic Compounds by EPA Method 8260B

6030920-BLK1

Benzene	<0.200		ug/L	6030920	6030920-BLK1	03/05/06 20:15
Ethylbenzene	<0.200		ug/L	6030920	6030920-BLK1	03/05/06 20:15
Toluene	<0.200		ug/L	6030920	6030920-BLK1	03/05/06 20:15
Xylenes, total	<0.350		ug/L	6030920	6030920-BLK1	03/05/06 20:15
Surrogate: 1,2-Dichloroethane-d4	98%			6030920	6030920-BLK1	03/05/06 20:15
Surrogate: Dibromofluoromethane	99%			6030920	6030920-BLK1	03/05/06 20:15
Surrogate: Toluene-d8	100%			6030920	6030920-BLK1	03/05/06 20:15
Surrogate: 4-Bromofluorobenzene	100%			6030920	6030920-BLK1	03/05/06 20:15

6031038-BLK1

Benzene	<0.200		ug/L	6031038	6031038-BLK1	03/04/06 09:43
Ethylbenzene	<0.200		ug/L	6031038	6031038-BLK1	03/04/06 09:43
Toluene	<0.200		ug/L	6031038	6031038-BLK1	03/04/06 09:43
Xylenes, total	<0.350		ug/L	6031038	6031038-BLK1	03/04/06 09:43
Surrogate: 1,2-Dichloroethane-d4	100%			6031038	6031038-BLK1	03/04/06 09:43
Surrogate: Dibromofluoromethane	99%			6031038	6031038-BLK1	03/04/06 09:43
Surrogate: Toluene-d8	99%			6031038	6031038-BLK1	03/04/06 09:43
Surrogate: 4-Bromofluorobenzene	99%			6031038	6031038-BLK1	03/04/06 09:43

6031180-BLK1

Benzene	<0.200		ug/L	6031180	6031180-BLK1	03/08/06 10:50
Ethylbenzene	<0.200		ug/L	6031180	6031180-BLK1	03/08/06 10:50
Toluene	<0.200		ug/L	6031180	6031180-BLK1	03/08/06 10:50
Xylenes, total	<0.350		ug/L	6031180	6031180-BLK1	03/08/06 10:50
Surrogate: 1,2-Dichloroethane-d4	93%			6031180	6031180-BLK1	03/08/06 10:50
Surrogate: Dibromofluoromethane	91%			6031180	6031180-BLK1	03/08/06 10:50
Surrogate: Toluene-d8	97%			6031180	6031180-BLK1	03/08/06 10:50
Surrogate: 4-Bromofluorobenzene	96%			6031180	6031180-BLK1	03/08/06 10:50

6031388-BLK1

Benzene	<0.200		ug/L	6031388	6031388-BLK1	03/06/06 11:27
Ethylbenzene	<0.200		ug/L	6031388	6031388-BLK1	03/06/06 11:27
Toluene	<0.200		ug/L	6031388	6031388-BLK1	03/06/06 11:27
Xylenes, total	<0.350		ug/L	6031388	6031388-BLK1	03/06/06 11:27
Surrogate: 1,2-Dichloroethane-d4	98%			6031388	6031388-BLK1	03/06/06 11:27
Surrogate: Dibromofluoromethane	98%			6031388	6031388-BLK1	03/06/06 11:27
Surrogate: Toluene-d8	99%			6031388	6031388-BLK1	03/06/06 11:27
Surrogate: 4-Bromofluorobenzene	100%			6031388	6031388-BLK1	03/06/06 11:27

6031448-BLK1

Benzene	<0.200		ug/L	6031448	6031448-BLK1	03/07/06 23:29
Ethylbenzene	<0.200		ug/L	6031448	6031448-BLK1	03/07/06 23:29

Client Cambria Env. Tech. (Sonoma) / SHELL (13674)
 270 Perkins Street
 Sonoma, CA 95476
 Attn Ana Friel

Work Order: NPB3278
 Project Name: 1230 14th Street, Oakland, CA
 Project Number: 97088250
 Received: 02/25/06 08:00

PROJECT QUALITY CONTROL DATA
Blank - Cont.

Analyte	Blank Value	Q	Units	Q.C. Batch	Lab Number	Analyzed Date/Time
Volatile Organic Compounds by EPA Method 8260B						
6031448-BLK1						
Toluene	<0.200		ug/L	6031448	6031448-BLK1	03/07/06 23:29
Xylenes, total	<0.350		ug/L	6031448	6031448-BLK1	03/07/06 23:29
Surrogate: 1,2-Dichloroethane-d4	101%			6031448	6031448-BLK1	03/07/06 23:29
Surrogate: Dibromofluoromethane	99%			6031448	6031448-BLK1	03/07/06 23:29
Surrogate: Toluene-d8	101%			6031448	6031448-BLK1	03/07/06 23:29
Surrogate: 4-Bromofluorobenzene	104%			6031448	6031448-BLK1	03/07/06 23:29

Client Cambria Env. Tech. (Sonoma) / SHELL (13674)
 270 Perkins Street
 Sonoma, CA 95476
 Attn Ana Friel

Work Order: NPB3278
 Project Name: 1230 14th Street, Oakland, CA
 Project Number: 97088250
 Received: 02/25/06 08:00

PROJECT QUALITY CONTROL DATA
LCS

Analyte	Known Val.	Analyzed Val	Q	Units	% Rec.	Target Range	Batch	Analyzed Date/Time
Volatile Organic Compounds by EPA Method 8260B								
6030920-BS1								
Benzene	50.0	50.5		ug/L	101%	79 - 123	6030920	03/05/06 19:05
Ethylbenzene	50.0	47.6		ug/L	95%	79 - 125	6030920	03/05/06 19:05
Toluene	50.0	48.3		ug/L	97%	78 - 122	6030920	03/05/06 19:05
Xylenes, total	150	144		ug/L	96%	79 - 130	6030920	03/05/06 19:05
Surrogate: 1,2-Dichloroethane-d4	50.0	48.3			97%	70 - 130	6030920	03/05/06 19:05
Surrogate: Dibromofluoromethane	50.0	49.5			99%	79 - 122	6030920	03/05/06 19:05
Surrogate: Toluene-d8	50.0	49.8			100%	78 - 121	6030920	03/05/06 19:05
Surrogate: 4-Bromofluorobenzene	50.0	48.9			98%	78 - 126	6030920	03/05/06 19:05
6031038-BS1								
Benzene	50.0	56.0		ug/L	112%	79 - 123	6031038	03/04/06 08:33
Ethylbenzene	50.0	53.8		ug/L	108%	79 - 125	6031038	03/04/06 08:33
Toluene	50.0	54.3		ug/L	109%	78 - 122	6031038	03/04/06 08:33
Xylenes, total	150	161		ug/L	107%	79 - 130	6031038	03/04/06 08:33
Surrogate: 1,2-Dichloroethane-d4	50.0	49.1			98%	70 - 130	6031038	03/04/06 08:33
Surrogate: Dibromofluoromethane	50.0	49.5			99%	79 - 122	6031038	03/04/06 08:33
Surrogate: Toluene-d8	50.0	49.8			100%	78 - 121	6031038	03/04/06 08:33
Surrogate: 4-Bromofluorobenzene	50.0	48.8			98%	78 - 126	6031038	03/04/06 08:33
6031180-BS1								
Benzene	50.0	50.5		ug/L	101%	79 - 123	6031180	03/08/06 09:55
Ethylbenzene	50.0	52.8		ug/L	106%	79 - 125	6031180	03/08/06 09:55
Toluene	50.0	48.7		ug/L	97%	78 - 122	6031180	03/08/06 09:55
Xylenes, total	150	155		ug/L	103%	79 - 130	6031180	03/08/06 09:55
Surrogate: 1,2-Dichloroethane-d4	50.0	43.6			87%	70 - 130	6031180	03/08/06 09:55
Surrogate: Dibromofluoromethane	50.0	51.8			104%	79 - 122	6031180	03/08/06 09:55
Surrogate: Toluene-d8	50.0	49.5			99%	78 - 121	6031180	03/08/06 09:55
Surrogate: 4-Bromofluorobenzene	50.0	46.7			93%	78 - 126	6031180	03/08/06 09:55
6031388-BS1								
Benzene	50.0	49.5		ug/L	99%	79 - 123	6031388	03/06/06 10:16
Ethylbenzene	50.0	46.1		ug/L	92%	79 - 125	6031388	03/06/06 10:16
Toluene	50.0	47.6		ug/L	95%	78 - 122	6031388	03/06/06 10:16
Xylenes, total	150	137		ug/L	91%	79 - 130	6031388	03/06/06 10:16
Surrogate: 1,2-Dichloroethane-d4	50.0	47.3			95%	70 - 130	6031388	03/06/06 10:16
Surrogate: Dibromofluoromethane	50.0	49.0			98%	79 - 122	6031388	03/06/06 10:16
Surrogate: Toluene-d8	50.0	50.0			100%	78 - 121	6031388	03/06/06 10:16
Surrogate: 4-Bromofluorobenzene	50.0	49.1			98%	78 - 126	6031388	03/06/06 10:16
6031448-BS1								
Benzene	50.0	55.0		ug/L	110%	79 - 123	6031448	03/08/06 09:48
Ethylbenzene	50.0	55.4		ug/L	111%	79 - 125	6031448	03/08/06 09:48

Client Cambria Env. Tech. (Sonoma) / SHELL (13674)
 270 Perkins Street
 Sonoma, CA 95476
 Attn Ana Friel

Work Order: NPB3278
 Project Name: 1230 14th Street, Oakland, CA
 Project Number: 97088250
 Received: 02/25/06 08:00

PROJECT QUALITY CONTROL DATA
LCS - Cont.

Analyte	Known Val.	Analyzed Val	Q	Units	% Rec.	Target Range	Batch	Analyzed Date/Time
Volatile Organic Compounds by EPA Method 8260B								
6031448-BS1								
Toluene	50.0	58.0		ug/L	116%	78 - 122	6031448	03/08/06 09:48
Xylenes, total	150	169		ug/L	113%	79 - 130	6031448	03/08/06 09:48
<i>Surrogate: 1,2-Dichloroethane-d4</i>	50.0	47.8			96%	70 - 130	6031448	03/08/06 09:48
<i>Surrogate: Dibromofluoromethane</i>	50.0	49.7			99%	79 - 122	6031448	03/08/06 09:48
<i>Surrogate: Toluene-d8</i>	50.0	52.0			104%	78 - 121	6031448	03/08/06 09:48
<i>Surrogate: 4-Bromofluorobenzene</i>	50.0	47.4			95%	78 - 126	6031448	03/08/06 09:48

Client Cambria Env. Tech. (Sonoma) / SHELL (13674)
 270 Perkins Street
 Sonoma, CA 95476
 Attn Ana Friel

Work Order: NPB3278
 Project Name: 1230 14th Street, Oakland, CA
 Project Number: 97088250
 Received: 02/25/06 08:00

PROJECT QUALITY CONTROL DATA

Matrix Spike

Analyte	Orig. Val.	MS Val	Q	Units	Spike Conc	% Rec.	Target Range	Batch	Sample Spiked	Analyzed Date/Time
Volatile Organic Compounds by EPA Method 8260B										
6031038-MS1										
Benzene	ND	79.9	M7	ug/L	50.0	160%	71 - 137	6031038	NPB3278-03	03/04/06 19:07
Ethylbenzene	ND	71.8	M7	ug/L	50.0	144%	72 - 139	6031038	NPB3278-03	03/04/06 19:07
Toluene	ND	71.7	M7	ug/L	50.0	143%	73 - 133	6031038	NPB3278-03	03/04/06 19:07
Xylenes, total	ND	214		ug/L	150	143%	70 - 143	6031038	NPB3278-03	03/04/06 19:07
<i>Surrogate: 1,2-Dichloroethane-d4</i>		49.5		ug/L	50.0	99%	70 - 130	6031038	NPB3278-03	03/04/06 19:07
<i>Surrogate: Dibromofluoromethane</i>		49.7		ug/L	50.0	99%	79 - 122	6031038	NPB3278-03	03/04/06 19:07
<i>Surrogate: Toluene-d8</i>		49.7		ug/L	50.0	99%	78 - 121	6031038	NPB3278-03	03/04/06 19:07
<i>Surrogate: 4-Bromofluorobenzene</i>		49.0		ug/L	50.0	98%	78 - 126	6031038	NPB3278-03	03/04/06 19:07
6031180-MS1										
Benzene	ND	49.2		ug/L	50.0	98%	71 - 137	6031180	NPC0227-09	03/08/06 19:38
Ethylbenzene	3.05	53.8		ug/L	50.0	102%	72 - 139	6031180	NPC0227-09	03/08/06 19:38
Toluene	ND	46.8		ug/L	50.0	94%	73 - 133	6031180	NPC0227-09	03/08/06 19:38
Xylenes, total	0.950	149		ug/L	150	99%	70 - 143	6031180	NPC0227-09	03/08/06 19:38
<i>Surrogate: 1,2-Dichloroethane-d4</i>		48.1		ug/L	50.0	96%	70 - 130	6031180	NPC0227-09	03/08/06 19:38
<i>Surrogate: Dibromofluoromethane</i>		54.6		ug/L	50.0	109%	79 - 122	6031180	NPC0227-09	03/08/06 19:38
<i>Surrogate: Toluene-d8</i>		50.0		ug/L	50.0	100%	78 - 121	6031180	NPC0227-09	03/08/06 19:38
<i>Surrogate: 4-Bromofluorobenzene</i>		46.5		ug/L	50.0	93%	78 - 126	6031180	NPC0227-09	03/08/06 19:38

Client Cambria Env. Tech. (Sonoma) / SHELL (13674)
 270 Perkins Street
 Sonoma, CA 95476
 Attn Ana Friel

Work Order: NPB3278
 Project Name: 1230 14th Street, Oakland, CA
 Project Number: 97088250
 Received: 02/25/06 08:00

PROJECT QUALITY CONTROL DATA

Matrix Spike Dup

Analyte	Orig. Val.	Duplicate	Q	Units	Spike Conc	% Rec.	Target Range	RPD	Limit	Batch	Sample Duplicated	Analyzed Date/Time
Volatile Organic Compounds by EPA Method 8260B												
6031038-MSD1												
Benzene	ND	69.5	M7	ug/L	50.0	139%	71 - 137	14	23	6031038	NPB3278-03	03/04/06 19:31
Ethylbenzene	ND	61.8		ug/L	50.0	124%	72 - 139	15	23	6031038	NPB3278-03	03/04/06 19:31
Toluene	ND	61.7		ug/L	50.0	123%	73 - 133	15	25	6031038	NPB3278-03	03/04/06 19:31
Xylenes, total	ND	184		ug/L	150	123%	70 - 143	15	27	6031038	NPB3278-03	03/04/06 19:31
Surrogate: 1,2-Dichloroethane-d4		49.4		ug/L	50.0	99%	70 - 130			6031038	NPB3278-03	03/04/06 19:31
Surrogate: Dibromofluoromethane		49.8		ug/L	50.0	100%	79 - 122			6031038	NPB3278-03	03/04/06 19:31
Surrogate: Toluene-d8		49.6		ug/L	50.0	99%	78 - 121			6031038	NPB3278-03	03/04/06 19:31
Surrogate: 4-Bromofluorobenzene		48.7		ug/L	50.0	97%	78 - 126			6031038	NPB3278-03	03/04/06 19:31
6031180-MSD1												
Benzene	ND	44.8		ug/L	50.0	90%	71 - 137	9	23	6031180	NPC0227-09	03/08/06 20:06
Ethylbenzene	3.05	49.0		ug/L	50.0	92%	72 - 139	9	23	6031180	NPC0227-09	03/08/06 20:06
Toluene	ND	42.6		ug/L	50.0	85%	73 - 133	9	25	6031180	NPC0227-09	03/08/06 20:06
Xylenes, total	0.950	135		ug/L	150	89%	70 - 143	10	27	6031180	NPC0227-09	03/08/06 20:06
Surrogate: 1,2-Dichloroethane-d4		48.3		ug/L	50.0	97%	70 - 130			6031180	NPC0227-09	03/08/06 20:06
Surrogate: Dibromofluoromethane		54.3		ug/L	50.0	109%	79 - 122			6031180	NPC0227-09	03/08/06 20:06
Surrogate: Toluene-d8		49.6		ug/L	50.0	99%	78 - 121			6031180	NPC0227-09	03/08/06 20:06
Surrogate: 4-Bromofluorobenzene		46.8		ug/L	50.0	94%	78 - 126			6031180	NPC0227-09	03/08/06 20:06

Client Cambria Env. Tech. (Sonoma) / SHELL (13674)
270 Perkins Street
Sonoma, CA 95476
Attn Ana Friel

Work Order: NPB3278
Project Name: 1230 14th Street, Oakland, CA
Project Number: 97088250
Received: 02/25/06 08:00

CERTIFICATION SUMMARY

TestAmerica Analytical - Nashville

Method	Matrix	AIHA	Nelac	California
SW846 8260B	Water	N/A	X	X

Client Cambria Env. Tech. (Sonoma) / SHELL (13674)
270 Perkins Street
Sonoma, CA 95476
Attn Ana Friel

Work Order: NPB3278
Project Name: 1230 14th Street, Oakland, CA
Project Number: 97088250
Received: 02/25/06 08:00

NELAC CERTIFICATION SUMMARY

TestAmerica Analytical - Nashville does not hold NELAC certifications for the following analytes included in this report

Method

Matrix

Analyte

Client Cambria Env. Tech. (Sonoma) / SHELL (13674)
270 Perkins Street
Sonoma, CA 95476
Attn Ana Friel

Work Order: NPB3278
Project Name: 1230 14th Street, Oakland, CA
Project Number: 97088250
Received: 02/25/06 08:00

DATA QUALIFIERS AND DEFINITIONS

- L** Laboratory Control Sample and/or Laboratory Control Sample Duplicate recovery was above the acceptance limits. Analyte not detected, data not impacted.
- M7** The MS and/or MSD were above the acceptance limits. See Blank Spike (LCS).

METHOD MODIFICATION NOTES

SHELL Chain Of Custody Record

Lab Identification (if necessary):

- TA - Irvine, California
- TA - Morgan Hill, California
- TA - Nashville, Tennessee
- STL
- Other (location) _____

Shell Project Manager to be invoiced:

ENVIRONMENTAL SERVICES **Denis Brown**

TECHNICAL SERVICES

CRMT HOUSTON NOT FOR ENV. REMEDIATION - NO ETIM - SEND PAPER INVOICE

INCIDENT NUMBER (ES ONLY)

9 7 0 8 8 2 5 0

SAP or CRMT NUMBER (TS/CRMT)

DATE: 2/23/06

PAGE: 1 of 1

SAMPLING COMPANY:
Blaine Tech Services

LOG CODE:
BTSS

ADDRESS:
1680 Rogers Avenue, San Jose, CA 95112

PROJECT CONTACT (Hardcopy or PDF Report to):
Michael Ninokata

TELEPHONE: 408-573-0555 FAX: 408-573-7771 E-MAIL: mninokata@blainetech.com

SITE ADDRESS: Street and City
1230 14th St., Oakland

EDF DELIVERABLE TO (Responsible Party or Designee):
Ana Friel, Cambria, Eureka Office

PHONE NO.:
(707) 268-3812

SAMPLER NAME(S) (Print):
Devin Reyna

State: CA **GLOBAL ID NO.:** T0600101691

E-MAIL: sonomaedf@cambria-env.com **CONSULTANT PROJECT NO.:** BTS # 060223-DR1

LAB USE ONLY

TURNAROUND TIME (STANDARD IS 10 CALENDAR DAYS):

STD 5 DAY 3 DAY 2 DAY 24 HOURS RESULTS NEEDED ON WEEKEND

REQUESTED ANALYSIS

GC/MS MTBE CONFIRMATION: HIGHEST _____ HIGHEST per BORING _____ ALL _____

SPECIAL INSTRUCTIONS OR NOTES: CHECK BOX IF EDD IS NOT NEEDED

NPB3278
03/03/06 17:00

RECEIPT VERIFICATION REQUESTED

TPH - Gas, Purgeable (8260B)	TPH - Diesel, Extractable (8015M)	BTEX (8260B)	5 Oxygenates (8260B) (MTBE, TBA, DIPE, TAME, ETBE)	MTBE (8260B)	TBA (8260B)	DIPE (8260B)	TAME (8260B)	ETBE (8260B)	1,2 DCA (8260B)	EDB (8260B)	Ethanol (8260B)	Methanol (8015M)	FIELD NOTES: Container/Preservative or PID Readings or Laboratory Notes
		X											TEMPERATURE ON RECEIPT C°
		X											
		X											
		X											
		X											
		X											
		X											
		X											

LAB USE ONLY	Field Sample Identification	SAMPLING		MATRIX	NO. OF CONT.
		DATE	TIME		
	MW-1	2/23/06	9:50	W	3
	MW-5		12:50	W	3
	MW-6		9:25	W	3
	MW-7		9:05	W	3
	UW/MW-2		10:15	W	3
	UW/MW-4		11:25	W	3
	UW/LAS-1		11:50	W	3

Relinquished by: (Signature) <i>[Signature]</i>	Received by: (Signature) <i>[Signature]</i> SAMPLE CUSTODIAN	Date: 2/23/06	Time: 1500
Relinquished by: (Signature) <i>[Signature]</i>	Received by: (Signature) <i>[Signature]</i>	Date: 2-23-06	Time: 1655
Relinquished by: (Signature) <i>[Signature]</i>	Received by: (Signature) <i>[Signature]</i> 2-25-06 8AM	Date: 2-23-06	Time: 1818

DISTRIB: Write in Blue, Green to File, Yellow and Pink to Print

MW-2 2/24/06 13:15

COURIER PICK-UP (CLIENT ADDRESS)

Date Requested: <u>09/15/05 8:10AM</u>	Delivery/Pickup Date: <u>02/23/06 Anytime</u>
Requested By: <u>Blaine Tech Services</u>	Client Contact: <u>Mike Ninokata</u>
Client Address: <u>Blaine Tech Services</u>	Client Phone#: <u>x.202</u>
<u>1680 Rogers Ave</u>	Created By: <u>Lisa Race</u>
<u>San Jose, CA 95112</u>	Project Manager: <u>Theresa Allen</u>

Miscellaneous Items Requested:			
<u>Cooler(s):</u>	<u>Ice:</u>	<u>COC's:</u>	<u>Misc Items:</u>
None	None	None	None

Comments:
Cross Streets/Driving Directions: <u>None Supplied</u>
Comments: <u>No Comments</u>

March 22, 2006

Client: Cambria Env. Tech. (Sonoma) / SHELL (13674)
270 Perkins Street
Sonoma, CA 95476
Attn: Ana Friel

Work Order: NPC1494
Project Name: 1230 14th Street, Oakland, CA
Project Nbr: 97088250
P/O Nbr: 97088250
Date Received: 03/11/06

SAMPLE IDENTIFICATION	LAB NUMBER	COLLECTION DATE AND TIME
MW-1	NPC1494-01	03/09/06 15:15
MW-5	NPC1494-02	03/09/06 17:00
MW-6	NPC1494-03	03/09/06 14:55
MW-7	NPC1494-04	03/09/06 14:40
VW/MW-2	NPC1494-05	03/09/06 16:00
VW/MW-4	NPC1494-06	03/09/06 15:35
VW/AS-1	NPC1494-07	03/09/06 16:25

An executed copy of the chain of custody, the project quality control data, and the sample receipt form are also included as an addendum to this report. If you have any questions relating to this analytical report, please contact your Laboratory Project Manager at 1-800-765-0980. Any opinions, if expressed, are outside the scope of the Laboratory's accreditation.

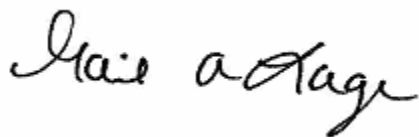
This material is intended only for the use of the individual(s) or entity to whom it is addressed, and may contain information that is privileged and confidential. If you are not the intended recipient, or the employee or agent responsible for delivering this material to the intended recipient, you are hereby notified that any dissemination, distribution, or copying of this material is strictly prohibited. If you have received this material in error, please notify us immediately at 615-726-0177.

California Certification Number: 01168CA

The Chain(s) of Custody, 3 pages, are included and are an integral part of this report.

These results relate only to the items tested. This report shall not be reproduced except in full and with permission of the laboratory.

Report Approved By:



Gail A Lage
Senior Project Manager

Client Cambria Env. Tech. (Sonoma) / SHELL (13674)
 270 Perkins Street
 Sonoma, CA 95476
 Attn Ana Friel

Work Order: NPC1494
 Project Name: 1230 14th Street, Oakland, CA
 Project Number: 97088250
 Received: 03/11/06 08:15

ANALYTICAL REPORT

Analyte	Result	Flag	Units	MRL	Dilution Factor	Analysis Date/Time	Method	Batch
Sample ID: NPC1494-01 (MW-1 - Water) Sampled: 03/09/06 15:15								
Volatile Organic Compounds by EPA Method 8260B								
Benzene	1.80		ug/L	0.500	1	03/18/06 00:43	SW846 8260B	6032939
Ethylbenzene	ND		ug/L	0.500	1	03/18/06 00:43	SW846 8260B	6032939
Toluene	ND		ug/L	0.500	1	03/18/06 00:43	SW846 8260B	6032939
Xylenes, total	1.82		ug/L	0.500	1	03/18/06 00:43	SW846 8260B	6032939
Surr: 1,2-Dichloroethane-d4 (70-130%)	92 %					03/18/06 00:43	SW846 8260B	6032939
Surr: Dibromofluoromethane (79-122%)	95 %					03/18/06 00:43	SW846 8260B	6032939
Surr: Toluene-d8 (78-121%)	94 %					03/18/06 00:43	SW846 8260B	6032939
Surr: 4-Bromofluorobenzene (78-126%)	97 %					03/18/06 00:43	SW846 8260B	6032939
Sample ID: NPC1494-02RE1 (MW-5 - Water) Sampled: 03/09/06 17:00								
Volatile Organic Compounds by EPA Method 8260B								
Benzene	474		ug/L	5.00	10	03/19/06 03:22	SW846 8260B	6033602
Ethylbenzene	63.3		ug/L	0.500	1	03/18/06 01:08	SW846 8260B	6032939
Toluene	90.3		ug/L	0.500	1	03/18/06 01:08	SW846 8260B	6032939
Xylenes, total	169		ug/L	0.500	1	03/18/06 01:08	SW846 8260B	6032939
Surr: 1,2-Dichloroethane-d4 (70-130%)	97 %					03/18/06 01:08	SW846 8260B	6032939
Surr: 1,2-Dichloroethane-d4 (70-130%)	97 %					03/19/06 03:22	SW846 8260B	6033602
Surr: Dibromofluoromethane (79-122%)	102 %					03/18/06 01:08	SW846 8260B	6032939
Surr: Dibromofluoromethane (79-122%)	98 %					03/19/06 03:22	SW846 8260B	6033602
Surr: Toluene-d8 (78-121%)	95 %					03/18/06 01:08	SW846 8260B	6032939
Surr: Toluene-d8 (78-121%)	96 %					03/19/06 03:22	SW846 8260B	6033602
Surr: 4-Bromofluorobenzene (78-126%)	98 %					03/18/06 01:08	SW846 8260B	6032939
Surr: 4-Bromofluorobenzene (78-126%)	104 %					03/19/06 03:22	SW846 8260B	6033602
Sample ID: NPC1494-03 (MW-6 - Water) Sampled: 03/09/06 14:55								
Volatile Organic Compounds by EPA Method 8260B								
Benzene	ND		ug/L	0.500	1	03/18/06 01:33	SW846 8260B	6032939
Ethylbenzene	ND		ug/L	0.500	1	03/18/06 01:33	SW846 8260B	6032939
Toluene	ND		ug/L	0.500	1	03/18/06 01:33	SW846 8260B	6032939
Xylenes, total	ND		ug/L	0.500	1	03/18/06 01:33	SW846 8260B	6032939
Surr: 1,2-Dichloroethane-d4 (70-130%)	97 %					03/18/06 01:33	SW846 8260B	6032939
Surr: Dibromofluoromethane (79-122%)	98 %					03/18/06 01:33	SW846 8260B	6032939
Surr: Toluene-d8 (78-121%)	97 %					03/18/06 01:33	SW846 8260B	6032939
Surr: 4-Bromofluorobenzene (78-126%)	107 %					03/18/06 01:33	SW846 8260B	6032939
Sample ID: NPC1494-04 (MW-7 - Water) Sampled: 03/09/06 14:40								
Volatile Organic Compounds by EPA Method 8260B								
Benzene	ND		ug/L	0.500	1	03/18/06 01:58	SW846 8260B	6032939
Ethylbenzene	ND		ug/L	0.500	1	03/18/06 01:58	SW846 8260B	6032939
Toluene	ND		ug/L	0.500	1	03/18/06 01:58	SW846 8260B	6032939
Xylenes, total	ND		ug/L	0.500	1	03/18/06 01:58	SW846 8260B	6032939
Surr: 1,2-Dichloroethane-d4 (70-130%)	93 %					03/18/06 01:58	SW846 8260B	6032939
Surr: Dibromofluoromethane (79-122%)	95 %					03/18/06 01:58	SW846 8260B	6032939
Surr: Toluene-d8 (78-121%)	97 %					03/18/06 01:58	SW846 8260B	6032939
Surr: 4-Bromofluorobenzene (78-126%)	100 %					03/18/06 01:58	SW846 8260B	6032939

Client Cambria Env. Tech. (Sonoma) / SHELL (13674)
 270 Perkins Street
 Sonoma, CA 95476
 Attn Ana Friel

Work Order: NPC1494
 Project Name: 1230 14th Street, Oakland, CA
 Project Number: 97088250
 Received: 03/11/06 08:15

ANALYTICAL REPORT

Analyte	Result	Flag	Units	MRL	Dilution Factor	Analysis Date/Time	Method	Batch
Sample ID: NPC1494-05 (VW/MW-2 - Water) Sampled: 03/09/06 16:00								
Volatile Organic Compounds by EPA Method 8260B								
Benzene	ND		ug/L	0.500	1	03/18/06 02:23	SW846 8260B	6032939
Ethylbenzene	57.8		ug/L	0.500	1	03/18/06 02:23	SW846 8260B	6032939
Toluene	29.2		ug/L	0.500	1	03/18/06 02:23	SW846 8260B	6032939
Xylenes, total	486		ug/L	0.500	1	03/18/06 02:23	SW846 8260B	6032939
<i>Surr: 1,2-Dichloroethane-d4 (70-130%)</i>	94 %					03/18/06 02:23	SW846 8260B	6032939
<i>Surr: Dibromofluoromethane (79-122%)</i>	97 %					03/18/06 02:23	SW846 8260B	6032939
<i>Surr: Toluene-d8 (78-121%)</i>	96 %					03/18/06 02:23	SW846 8260B	6032939
<i>Surr: 4-Bromofluorobenzene (78-126%)</i>	90 %					03/18/06 02:23	SW846 8260B	6032939
Sample ID: NPC1494-06 (VW/MW-4 - Water) Sampled: 03/09/06 15:35								
Volatile Organic Compounds by EPA Method 8260B								
Benzene	ND		ug/L	0.500	1	03/18/06 02:49	SW846 8260B	6032939
Ethylbenzene	ND		ug/L	0.500	1	03/18/06 02:49	SW846 8260B	6032939
Toluene	ND		ug/L	0.500	1	03/18/06 02:49	SW846 8260B	6032939
Xylenes, total	0.680		ug/L	0.500	1	03/18/06 02:49	SW846 8260B	6032939
<i>Surr: 1,2-Dichloroethane-d4 (70-130%)</i>	91 %					03/18/06 02:49	SW846 8260B	6032939
<i>Surr: Dibromofluoromethane (79-122%)</i>	98 %					03/18/06 02:49	SW846 8260B	6032939
<i>Surr: Toluene-d8 (78-121%)</i>	98 %					03/18/06 02:49	SW846 8260B	6032939
<i>Surr: 4-Bromofluorobenzene (78-126%)</i>	93 %					03/18/06 02:49	SW846 8260B	6032939
Sample ID: NPC1494-07RE1 (VW/AS-1 - Water) Sampled: 03/09/06 16:25								
Volatile Organic Compounds by EPA Method 8260B								
Benzene	1350		ug/L	12.5	25	03/19/06 03:47	SW846 8260B	6033602
Ethylbenzene	128		ug/L	0.500	1	03/18/06 03:14	SW846 8260B	6032939
Toluene	88.5		ug/L	0.500	1	03/18/06 03:14	SW846 8260B	6032939
Xylenes, total	164		ug/L	0.500	1	03/18/06 03:14	SW846 8260B	6032939
<i>Surr: 1,2-Dichloroethane-d4 (70-130%)</i>	97 %					03/18/06 03:14	SW846 8260B	6032939
<i>Surr: 1,2-Dichloroethane-d4 (70-130%)</i>	99 %					03/19/06 03:47	SW846 8260B	6033602
<i>Surr: Dibromofluoromethane (79-122%)</i>	96 %					03/18/06 03:14	SW846 8260B	6032939
<i>Surr: Dibromofluoromethane (79-122%)</i>	94 %					03/19/06 03:47	SW846 8260B	6033602
<i>Surr: Toluene-d8 (78-121%)</i>	96 %					03/18/06 03:14	SW846 8260B	6032939
<i>Surr: Toluene-d8 (78-121%)</i>	99 %					03/19/06 03:47	SW846 8260B	6033602
<i>Surr: 4-Bromofluorobenzene (78-126%)</i>	92 %					03/18/06 03:14	SW846 8260B	6032939
<i>Surr: 4-Bromofluorobenzene (78-126%)</i>	95 %					03/19/06 03:47	SW846 8260B	6033602

Client Cambria Env. Tech. (Sonoma) / SHELL (13674)
 270 Perkins Street
 Sonoma, CA 95476
 Attn Ana Friel

Work Order: NPC1494
 Project Name: 1230 14th Street, Oakland, CA
 Project Number: 97088250
 Received: 03/11/06 08:15

PROJECT QUALITY CONTROL DATA

Blank

Analyte	Blank Value	Q	Units	Q.C. Batch	Lab Number	Analyzed Date/Time
---------	-------------	---	-------	------------	------------	--------------------

Volatile Organic Compounds by EPA Method 8260B

6032939-BLK1

Benzene	<0.200		ug/L	6032939	6032939-BLK1	03/17/06 23:02
Ethylbenzene	<0.200		ug/L	6032939	6032939-BLK1	03/17/06 23:02
Toluene	<0.200		ug/L	6032939	6032939-BLK1	03/17/06 23:02
Xylenes, total	<0.350		ug/L	6032939	6032939-BLK1	03/17/06 23:02
Surrogate: 1,2-Dichloroethane-d4	92%			6032939	6032939-BLK1	03/17/06 23:02
Surrogate: Dibromofluoromethane	96%			6032939	6032939-BLK1	03/17/06 23:02
Surrogate: Toluene-d8	95%			6032939	6032939-BLK1	03/17/06 23:02
Surrogate: 4-Bromofluorobenzene	96%			6032939	6032939-BLK1	03/17/06 23:02

6033602-BLK1

Benzene	<0.200		ug/L	6033602	6033602-BLK1	03/18/06 14:37
Ethylbenzene	<0.200		ug/L	6033602	6033602-BLK1	03/18/06 14:37
Toluene	<0.200		ug/L	6033602	6033602-BLK1	03/18/06 14:37
Xylenes, total	<0.350		ug/L	6033602	6033602-BLK1	03/18/06 14:37
Surrogate: 1,2-Dichloroethane-d4	90%			6033602	6033602-BLK1	03/18/06 14:37
Surrogate: Dibromofluoromethane	97%			6033602	6033602-BLK1	03/18/06 14:37
Surrogate: Toluene-d8	95%			6033602	6033602-BLK1	03/18/06 14:37
Surrogate: 4-Bromofluorobenzene	97%			6033602	6033602-BLK1	03/18/06 14:37

6033602-BLK2

Benzene	<0.200		ug/L	6033602	6033602-BLK2	03/19/06 00:26
Ethylbenzene	<0.200		ug/L	6033602	6033602-BLK2	03/19/06 00:26
Toluene	<0.200		ug/L	6033602	6033602-BLK2	03/19/06 00:26
Xylenes, total	0.790		ug/L	6033602	6033602-BLK2	03/19/06 00:26
Surrogate: 1,2-Dichloroethane-d4	92%			6033602	6033602-BLK2	03/19/06 00:26
Surrogate: Dibromofluoromethane	96%			6033602	6033602-BLK2	03/19/06 00:26
Surrogate: Toluene-d8	95%			6033602	6033602-BLK2	03/19/06 00:26
Surrogate: 4-Bromofluorobenzene	103%			6033602	6033602-BLK2	03/19/06 00:26

Client Cambria Env. Tech. (Sonoma) / SHELL (13674)
 270 Perkins Street
 Sonoma, CA 95476
 Attn Ana Friel

Work Order: NPC1494
 Project Name: 1230 14th Street, Oakland, CA
 Project Number: 97088250
 Received: 03/11/06 08:15

PROJECT QUALITY CONTROL DATA
LCS

Analyte	Known Val.	Analyzed Val	Q	Units	% Rec.	Target Range	Batch	Analyzed Date/Time
Volatile Organic Compounds by EPA Method 8260B								
6032939-BS1								
Benzene	50.0	48.3		ug/L	97%	79 - 123	6032939	03/17/06 22:12
Ethylbenzene	50.0	48.1		ug/L	96%	79 - 125	6032939	03/17/06 22:12
Toluene	50.0	45.6		ug/L	91%	78 - 122	6032939	03/17/06 22:12
Xylenes, total	150	139		ug/L	93%	79 - 130	6032939	03/17/06 22:12
Surrogate: 1,2-Dichloroethane-d4	50.0	45.9			92%	70 - 130	6032939	03/17/06 22:12
Surrogate: Dibromofluoromethane	50.0	49.0			98%	79 - 122	6032939	03/17/06 22:12
Surrogate: Toluene-d8	50.0	48.3			97%	78 - 121	6032939	03/17/06 22:12
Surrogate: 4-Bromofluorobenzene	50.0	45.1			90%	78 - 126	6032939	03/17/06 22:12
6033602-BS1								
Benzene	50.0	49.6		ug/L	99%	79 - 123	6033602	03/18/06 23:10
Ethylbenzene	50.0	51.7		ug/L	103%	79 - 125	6033602	03/18/06 23:10
Toluene	50.0	50.3		ug/L	101%	78 - 122	6033602	03/18/06 23:10
Xylenes, total	150	152	B	ug/L	101%	79 - 130	6033602	03/18/06 23:10
Surrogate: 1,2-Dichloroethane-d4	50.0	43.3			87%	70 - 130	6033602	03/18/06 23:10
Surrogate: Dibromofluoromethane	50.0	46.5			93%	79 - 122	6033602	03/18/06 23:10
Surrogate: Toluene-d8	50.0	48.2			96%	78 - 121	6033602	03/18/06 23:10
Surrogate: 4-Bromofluorobenzene	50.0	46.3			93%	78 - 126	6033602	03/18/06 23:10
6033602-BS2								
Benzene	50.0	48.2		ug/L	96%	79 - 123	6033602	03/18/06 10:57
Ethylbenzene	50.0	48.7		ug/L	97%	79 - 125	6033602	03/18/06 10:57
Toluene	50.0	48.0		ug/L	96%	78 - 122	6033602	03/18/06 10:57
Xylenes, total	150	138	B	ug/L	92%	79 - 130	6033602	03/18/06 10:57
Surrogate: 1,2-Dichloroethane-d4	50.0	41.6			83%	70 - 130	6033602	03/18/06 10:57
Surrogate: Dibromofluoromethane	50.0	47.6			95%	79 - 122	6033602	03/18/06 10:57
Surrogate: Toluene-d8	50.0	47.9			96%	78 - 121	6033602	03/18/06 10:57
Surrogate: 4-Bromofluorobenzene	50.0	44.3			89%	78 - 126	6033602	03/18/06 10:57

Client Cambria Env. Tech. (Sonoma) / SHELL (13674)
 270 Perkins Street
 Sonoma, CA 95476
 Attn Ana Friel

Work Order: NPC1494
 Project Name: 1230 14th Street, Oakland, CA
 Project Number: 97088250
 Received: 03/11/06 08:15

PROJECT QUALITY CONTROL DATA

Matrix Spike

Analyte	Orig. Val.	MS Val	Q	Units	Spike Conc	% Rec.	Target Range	Batch	Sample Spiked	Analyzed Date/Time
Volatile Organic Compounds by EPA Method 8260B										
6032939-MS1										
Benzene	1.00E9	1350	MHA	ug/L	50.0	2000000000%	71 - 137	6032939	NPC1494-07	03/18/06 07:50
Ethylbenzene	128	174		ug/L	50.0	92%	72 - 139	6032939	NPC1494-07	03/18/06 07:50
Toluene	88.5	130		ug/L	50.0	83%	73 - 133	6032939	NPC1494-07	03/18/06 07:50
Xylenes, total	164	296		ug/L	150	88%	70 - 143	6032939	NPC1494-07	03/18/06 07:50
<i>Surrogate: 1,2-Dichloroethane-d4</i>		42.5		ug/L	50.0	85%	70 - 130	6032939	NPC1494-07	03/18/06 07:50
<i>Surrogate: Dibromofluoromethane</i>		47.6		ug/L	50.0	95%	79 - 122	6032939	NPC1494-07	03/18/06 07:50
<i>Surrogate: Toluene-d8</i>		47.2		ug/L	50.0	94%	78 - 121	6032939	NPC1494-07	03/18/06 07:50
<i>Surrogate: 4-Bromofluorobenzene</i>		44.7		ug/L	50.0	89%	78 - 126	6032939	NPC1494-07	03/18/06 07:50
6033602-MS1										
Benzene	1.00E9	699	MHA	ug/L	50.0	2000000000%	71 - 137	6033602	NPC1878-02	03/19/06 08:23
Ethylbenzene	20.7	84.1		ug/L	50.0	127%	72 - 139	6033602	NPC1878-02	03/19/06 08:23
Toluene	14.1	68.5		ug/L	50.0	109%	73 - 133	6033602	NPC1878-02	03/19/06 08:23
Xylenes, total	61.0	237	B	ug/L	150	117%	70 - 143	6033602	NPC1878-02	03/19/06 08:23
<i>Surrogate: 1,2-Dichloroethane-d4</i>		49.0		ug/L	50.0	98%	70 - 130	6033602	NPC1878-02	03/19/06 08:23
<i>Surrogate: Dibromofluoromethane</i>		47.9		ug/L	50.0	96%	79 - 122	6033602	NPC1878-02	03/19/06 08:23
<i>Surrogate: Toluene-d8</i>		47.8		ug/L	50.0	96%	78 - 121	6033602	NPC1878-02	03/19/06 08:23
<i>Surrogate: 4-Bromofluorobenzene</i>		43.1		ug/L	50.0	86%	78 - 126	6033602	NPC1878-02	03/19/06 08:23

Client Cambria Env. Tech. (Sonoma) / SHELL (13674)
 270 Perkins Street
 Sonoma, CA 95476
 Attn Ana Friel

Work Order: NPC1494
 Project Name: 1230 14th Street, Oakland, CA
 Project Number: 97088250
 Received: 03/11/06 08:15

PROJECT QUALITY CONTROL DATA

Matrix Spike Dup

Analyte	Orig. Val.	Duplicate	Q	Units	Spike Conc	% Rec.	Target Range	RPD	Limit	Batch	Sample Duplicated	Analyzed Date/Time
Volatile Organic Compounds by EPA Method 8260B												
6032939-MSD1												
Benzene	1.00E9	1470	MHA	ug/L	50.0	0000000	71 - 137	9	23	6032939	NPC1494-07	03/18/06 08:15
Ethylbenzene	128	186		ug/L	50.0	116%	72 - 139	7	23	6032939	NPC1494-07	03/18/06 08:15
Toluene	88.5	140		ug/L	50.0	103%	73 - 133	7	25	6032939	NPC1494-07	03/18/06 08:15
Xylenes, total	164	317		ug/L	150	102%	70 - 143	7	27	6032939	NPC1494-07	03/18/06 08:15
Surrogate: 1,2-Dichloroethane-d4		44.2		ug/L	50.0	88%	70 - 130			6032939	NPC1494-07	03/18/06 08:15
Surrogate: Dibromofluoromethane		49.4		ug/L	50.0	99%	79 - 122			6032939	NPC1494-07	03/18/06 08:15
Surrogate: Toluene-d8		48.8		ug/L	50.0	98%	78 - 121			6032939	NPC1494-07	03/18/06 08:15
Surrogate: 4-Bromofluorobenzene		43.1		ug/L	50.0	86%	78 - 126			6032939	NPC1494-07	03/18/06 08:15
6033602-MSD1												
Benzene	1.00E9	753	MHA	ug/L	50.0	0000000	71 - 137	7	23	6033602	NPC1878-02	03/19/06 08:49
Ethylbenzene	20.7	94.4	M7	ug/L	50.0	147%	72 - 139	12	23	6033602	NPC1878-02	03/19/06 08:49
Toluene	14.1	75.5		ug/L	50.0	123%	73 - 133	10	25	6033602	NPC1878-02	03/19/06 08:49
Xylenes, total	61.0	254	B	ug/L	150	129%	70 - 143	7	27	6033602	NPC1878-02	03/19/06 08:49
Surrogate: 1,2-Dichloroethane-d4		47.8		ug/L	50.0	96%	70 - 130			6033602	NPC1878-02	03/19/06 08:49
Surrogate: Dibromofluoromethane		47.5		ug/L	50.0	95%	79 - 122			6033602	NPC1878-02	03/19/06 08:49
Surrogate: Toluene-d8		48.6		ug/L	50.0	97%	78 - 121			6033602	NPC1878-02	03/19/06 08:49
Surrogate: 4-Bromofluorobenzene		45.3		ug/L	50.0	91%	78 - 126			6033602	NPC1878-02	03/19/06 08:49

Client Cambria Env. Tech. (Sonoma) / SHELL (13674)
270 Perkins Street
Sonoma, CA 95476
Attn Ana Friel

Work Order: NPC1494
Project Name: 1230 14th Street, Oakland, CA
Project Number: 97088250
Received: 03/11/06 08:15

CERTIFICATION SUMMARY

TestAmerica Analytical - Nashville

Method	Matrix	AIHA	Nelac	California
SW846 8260B	Water	N/A	X	X

Client Cambria Env. Tech. (Sonoma) / SHELL (13674)
270 Perkins Street
Sonoma, CA 95476
Attn Ana Friel

Work Order: NPC1494
Project Name: 1230 14th Street, Oakland, CA
Project Number: 97088250
Received: 03/11/06 08:15

NELAC CERTIFICATION SUMMARY

TestAmerica Analytical - Nashville does not hold NELAC certifications for the following analytes included in this report

<u>Method</u>	<u>Matrix</u>	<u>Analyte</u>
---------------	---------------	----------------


Client Cambria Env. Tech. (Sonoma) / SHELL (13674)
270 Perkins Street
Sonoma, CA 95476
Attn Ana Friel

Work Order: NPC1494
Project Name: 1230 14th Street, Oakland, CA
Project Number: 97088250
Received: 03/11/06 08:15

DATA QUALIFIERS AND DEFINITIONS

B Analyte was detected in the associated Method Blank.
M7 The MS and/or MSD were above the acceptance limits. See Blank Spike (LCS).
MHA Due to high levels of analyte in the sample, the MS/MSD calculation does not provide useful spike recovery information. See Blank Spike (LCS).

METHOD MODIFICATION NOTES



Nashville Division COOLER RECEIPT FORM

BC#

NPC1494

Cooler Received/Opened On March 11, 2006

1. Indicate the Airbill Tracking Number (last 4 digits for Fedex only) and Name of Courier below: 0638

Fedex UPS Velocity DHL Route Off-street Misc.

2. Temperature of representative sample or temperature blank when opened: 2.0 Degrees Celsius (indicate IR Gun ID#)

NA A00466 A00750 A01124 100190 101282 Raynger ST

3. Were custody seals on outside of cooler? YES NO NA a. If yes, how many and where: 1 (front)

4. Were the seals intact, signed, and dated correctly? YES NO NA

5. Were custody papers inside cooler? YES NO NA

I certify that I opened the cooler and answered questions 1-5 (initial) JW

6. Were custody seals on containers: YES NO and Intact YES NO NA were these signed, and dated correctly? YES NO NA

7. What kind of packing material used? Bubblewrap Peanuts Vermiculite Foam Insert Plastic bag Paper Other None

8. Cooling process: Ice Ice-pack Ice (direct contact) Dry ice Other None

9. Did all containers arrive in good condition (unbroken)? YES NO NA

10. Were all container labels complete (#, date, signed, pres., etc)? YES NO NA

11. Did all container labels and tags agree with custody papers? YES NO NA

12. a. Were VOA vials received? YES NO NA

b. Was there any observable head space present in any VOA vial? YES NO NA

I certify that I unloaded the cooler and answered questions 6-12 (initial) JS

13. a. On preserved bottles did the pH test strips suggest that preservation reached the correct pH level? YES NO NA

b. Did the bottle labels indicate that the correct preservatives were used? YES NO NA

If preservation in-house was needed, record standard ID of preservative used here

14. Was residual chlorine present? YES NO NA

I certify that I checked for chlorine and pH as per SOP and answered questions 13-14 (initial) SW

15. Were custody papers properly filled out (ink, signed, etc)? YES NO NA

16. Did you sign the custody papers in the appropriate place? YES NO NA

17. Were correct containers used for the analysis requested? YES NO NA

18. Was sufficient amount of sample sent in each container? YES NO NA

I certify that I entered this project into LIMS and answered questions 15-18 (initial) 32

I certify that I attached a label with the unique LIMS number to each container (initial) 3L

19. Were there Non-Conformance issues at login YES NO Was a PIPE generated YES NO #

SHELL Chain Of Custody Record

Lab Identification (if necessary):
 TA - Irvine, California
 TA - Morgan Hill, California
 TA - Nashville, Tennessee
 STL
 Other (location) _____

Shell Project Manager to be invoiced:
 ENVIRONMENTAL SERVICES
 TECHNICAL SERVICES
 CRMT HOUSTON
 NOT FOR ENV. REMEDIATION - NO ETIM - SEND PAPER INVOICE
Denis Brown

INCIDENT NUMBER (ES ONLY)
9 7 0 8 8 2 5 0
 SAP or CRMT NUMBER (TS/CRMT)

DATE: **3/9/06**
 PAGE: **1** of **1**

SAMPLING COMPANY:
Blaine Tech Services
 ADDRESS:
1680 Rogers Avenue, San Jose, CA 95112
 PROJECT CONTACT (Hardcopy or PDF Report to):
Michael Ninokata
 TELEPHONE: **408-573-0555** FAX: **408-573-7771** E-MAIL: **mminokata@blainetech.com**

LOG CODE:
BTSS
 SITE ADDRESS: Street and City
1230 14th St., Oakland
 EDI DELIVERABLE TO (Responsible Party or Designee):
Ana Friel, Cambria, Eureka Office
 PHONE NO.: **(707) 268-3812**
 SAMPLER NAME(S) (Print):
Shawn Lane

State: **CA** GLOBAL ID NO.: **T0600101691**
 E-MAIL: **sonomaedf@cambria-env.com** CONSULTANT PROJECT NO.: **060309-512**
 BTS # _____

TURNAROUND TIME (STANDARD IS 10 CALENDAR DAYS):
 STD 5 DAY 3 DAY 2 DAY 24 HOURS
 RESULTS NEEDED ON WEEKEND
 GC/MS MTBE CONFIRMATION: HIGHEST _____ HIGHEST per BORING _____ ALL _____
 SPECIAL INSTRUCTIONS OR NOTES: CHECK BOX IF EDD IS NOT NEEDED
NPC1494
03/21/06 17:00
 RECEIPT VERIFICATION REQUESTED

REQUESTED ANALYSIS												FIELD NOTES: Container/Preservative or PID Readings or Laboratory Notes	
TPH - Gas, Purgeable (8260B)	TPH - Diesel, Extractable (8015m)	BTEX (8260B)	5 Oxygenates (8260B) (MTBE, TBA, DIPE, TAME, ETBE)	MTBE (8260B)	TBA (8260B)	DIPE (8260B)	TAME (8260B)	ETBE (8260B)	1,2 DCA (8260B)	EDB (8260B)	Ethanol (8260B)		Methanol (8015M)
		X	NPC-194-1										TEMPERATURE ON RECEIPT C°
		X											
		X											
		X											
		X											
		X											
		X											

LAB USE ONLY	Field Sample Identification	SAMPLING		MATRIX	NO. OF CONT.
		DATE	TIME		
	MW-1	3/9/06	1515	W	3
	MW-5		1700		
	MW-6		1755		
	MW-7		1740		
	VW/MW-2		1600		
	VW/MW-4		1535		
	VW/AS-1		1625		

Relinquished by: (Signature)
S. Lane
 Relinquished by: (Signature)
Shawn Lane
 Relinquished by: (Signature)
[Signature]

Received by: (Signature)
[Signature] (Sample Custodian)
 Received by: (Signature)
[Signature]
 Received by: (Signature)
[Signature]

Date: **3/9/06** Time: **1835**
 Date: **3/9/06** Time: **451**
 Date: **3/10/06** Time: **1230**

COURIER PICK-UP (CLIENT ADDRESS)

Date Requested: <u>09/15/05 8:10AM</u>	Delivery/Pickup Date: <u>03/10/06 Anytime</u>
Requested By: <u>Blaine Tech Services</u>	Client Contact: <u>Mike Ninokata</u>
Client Address: <u>Blaine Tech Services</u>	Client Phone#: <u>x.202</u>
<u>1680 Rogers Ave</u>	Created By: <u>Lisa Race</u>
<u>San Jose, CA 95112</u>	Project Manager: <u>Theresa Allen</u>

Miscellaneous Items Requested:

<u>Cooler(s):</u>	<u>Ice:</u>	<u>COC's:</u>	<u>Misc Items:</u>
None	None	None	None

Comments:

Cross Streets/Driving Directions: None Supplied
Comments: No Comments

May 05, 2006

Client: Cambria Env. Tech. (Sonoma) / SHELL (13674)
270 Perkins Street
Sonoma, CA 95476
Attn: Ana Friel

Work Order: NPD3091
Project Name: 1230 14th Street, Oakland, CA
Project Nbr: SAP 129403
P/O Nbr: 97088250
Date Received: 04/25/06

SAMPLE IDENTIFICATION	LAB NUMBER	COLLECTION DATE AND TIME
MW-1	NPD3091-01	04/21/06 09:00
MW-5	NPD3091-02	04/21/06 11:10
MW-6	NPD3091-03	04/21/06 09:51
MW-7	NPD3091-04	04/21/06 09:21
VW/MW-2	NPD3091-05	04/21/06 10:32
VW/MW-4	NPD3091-06	04/21/06 10:08
VW/AS-1	NPD3091-07	04/21/06 11:35

An executed copy of the chain of custody, the project quality control data, and the sample receipt form are also included as an addendum to this report. If you have any questions relating to this analytical report, please contact your Laboratory Project Manager at 1-800-765-0980. Any opinions, if expressed, are outside the scope of the Laboratory's accreditation.

This material is intended only for the use of the individual(s) or entity to whom it is addressed, and may contain information that is privileged and confidential. If you are not the intended recipient, or the employee or agent responsible for delivering this material to the intended recipient, you are hereby notified that any dissemination, distribution, or copying of this material is strictly prohibited. If you have received this material in error, please notify us immediately at 615-726-0177.

California Certification Number: 01168CA

The Chain(s) of Custody, 2 pages, are included and are an integral part of this report.

These results relate only to the items tested. This report shall not be reproduced except in full and with permission of the laboratory.

Report Approved By:



Jim Hatfield
Project Management

Client Cambria Env. Tech. (Sonoma) / SHELL (13674)
 270 Perkins Street
 Sonoma, CA 95476
 Attn Ana Friel

Work Order: NPD3091
 Project Name: 1230 14th Street, Oakland, CA
 Project Number: SAP 129403
 Received: 04/25/06 13:41

ANALYTICAL REPORT

Analyte	Result	Flag	Units	MRL	Dilution Factor	Analysis Date/Time	Method	Batch
Sample ID: NPD3091-01 (MW-1 - Water) Sampled: 04/21/06 09:00								
Selected Volatile Organic Compounds by EPA Method 8260B								
Benzene	1.54		ug/L	0.500	1	04/30/06 01:25	SW846 8260B	6050146
Ethylbenzene	4.20		ug/L	0.500	1	04/30/06 01:25	SW846 8260B	6050146
Methyl tert-Butyl Ether	ND		ug/L	0.500	1	04/30/06 01:25	SW846 8260B	6050146
Toluene	1.03		ug/L	0.500	1	04/30/06 01:25	SW846 8260B	6050146
Xylenes, total	5.82		ug/L	0.500	1	04/30/06 01:25	SW846 8260B	6050146
Surr: 1,2-Dichloroethane-d4 (70-130%)	93 %					04/30/06 01:25	SW846 8260B	6050146
Surr: Dibromofluoromethane (79-122%)	103 %					04/30/06 01:25	SW846 8260B	6050146
Surr: Toluene-d8 (78-121%)	102 %					04/30/06 01:25	SW846 8260B	6050146
Surr: 4-Bromofluorobenzene (78-126%)	104 %					04/30/06 01:25	SW846 8260B	6050146
Purgeable Petroleum Hydrocarbons								
Gasoline Range Organics	ND		ug/L	50.0	1	04/30/06 01:25	CA LUFT GC/MS	6050146
Sample ID: NPD3091-02 (MW-5 - Water) Sampled: 04/21/06 11:10								
Selected Volatile Organic Compounds by EPA Method 8260B								
Benzene	ND		ug/L	0.500	1	04/30/06 01:47	SW846 8260B	6050146
Ethylbenzene	ND		ug/L	0.500	1	04/30/06 01:47	SW846 8260B	6050146
Methyl tert-Butyl Ether	ND		ug/L	0.500	1	04/30/06 01:47	SW846 8260B	6050146
Toluene	ND		ug/L	0.500	1	04/30/06 01:47	SW846 8260B	6050146
Xylenes, total	ND		ug/L	0.500	1	04/30/06 01:47	SW846 8260B	6050146
Surr: 1,2-Dichloroethane-d4 (70-130%)	93 %					04/30/06 01:47	SW846 8260B	6050146
Surr: Dibromofluoromethane (79-122%)	102 %					04/30/06 01:47	SW846 8260B	6050146
Surr: Toluene-d8 (78-121%)	103 %					04/30/06 01:47	SW846 8260B	6050146
Surr: 4-Bromofluorobenzene (78-126%)	107 %					04/30/06 01:47	SW846 8260B	6050146
Purgeable Petroleum Hydrocarbons								
Gasoline Range Organics	ND		ug/L	50.0	1	04/30/06 01:47	CA LUFT GC/MS	6050146
Sample ID: NPD3091-03 (MW-6 - Water) Sampled: 04/21/06 09:51								
Selected Volatile Organic Compounds by EPA Method 8260B								
Benzene	ND		ug/L	0.500	1	04/30/06 02:10	SW846 8260B	6050146
Ethylbenzene	ND		ug/L	0.500	1	04/30/06 02:10	SW846 8260B	6050146
Methyl tert-Butyl Ether	ND		ug/L	0.500	1	04/30/06 02:10	SW846 8260B	6050146
Toluene	ND		ug/L	0.500	1	04/30/06 02:10	SW846 8260B	6050146
Xylenes, total	ND		ug/L	0.500	1	04/30/06 02:10	SW846 8260B	6050146
Surr: 1,2-Dichloroethane-d4 (70-130%)	94 %					04/30/06 02:10	SW846 8260B	6050146
Surr: Dibromofluoromethane (79-122%)	102 %					04/30/06 02:10	SW846 8260B	6050146
Surr: Toluene-d8 (78-121%)	105 %					04/30/06 02:10	SW846 8260B	6050146
Surr: 4-Bromofluorobenzene (78-126%)	105 %					04/30/06 02:10	SW846 8260B	6050146
Purgeable Petroleum Hydrocarbons								
Gasoline Range Organics	ND		ug/L	50.0	1	04/30/06 02:10	CA LUFT GC/MS	6050146

Client Cambria Env. Tech. (Sonoma) / SHELL (13674)
 270 Perkins Street
 Sonoma, CA 95476
 Attn Ana Friel

Work Order: NPD3091
 Project Name: 1230 14th Street, Oakland, CA
 Project Number: SAP 129403
 Received: 04/25/06 13:41

ANALYTICAL REPORT

Analyte	Result	Flag	Units	MRL	Dilution Factor	Analysis Date/Time	Method	Batch
Sample ID: NPD3091-04 (MW-7 - Water) Sampled: 04/21/06 09:21								
Selected Volatile Organic Compounds by EPA Method 8260B								
Benzene	ND		ug/L	0.500	1	04/30/06 02:32	SW846 8260B	6050146
Ethylbenzene	ND		ug/L	0.500	1	04/30/06 02:32	SW846 8260B	6050146
Methyl tert-Butyl Ether	ND		ug/L	0.500	1	04/30/06 02:32	SW846 8260B	6050146
Toluene	ND		ug/L	0.500	1	04/30/06 02:32	SW846 8260B	6050146
Xylenes, total	ND		ug/L	0.500	1	04/30/06 02:32	SW846 8260B	6050146
Surr: 1,2-Dichloroethane-d4 (70-130%)	93 %					04/30/06 02:32	SW846 8260B	6050146
Surr: Dibromofluoromethane (79-122%)	100 %					04/30/06 02:32	SW846 8260B	6050146
Surr: Toluene-d8 (78-121%)	104 %					04/30/06 02:32	SW846 8260B	6050146
Surr: 4-Bromofluorobenzene (78-126%)	102 %					04/30/06 02:32	SW846 8260B	6050146
Purgeable Petroleum Hydrocarbons								
Gasoline Range Organics	ND		ug/L	50.0	1	04/30/06 02:32	CA LUFT GC/MS	6050146
Sample ID: NPD3091-05 (VW/MW-2 - Water) Sampled: 04/21/06 10:32								
Selected Volatile Organic Compounds by EPA Method 8260B								
Benzene	ND		ug/L	0.500	1	04/30/06 02:54	SW846 8260B	6050146
Ethylbenzene	ND		ug/L	0.500	1	04/30/06 02:54	SW846 8260B	6050146
Methyl tert-Butyl Ether	ND		ug/L	0.500	1	04/30/06 02:54	SW846 8260B	6050146
Toluene	0.960		ug/L	0.500	1	04/30/06 02:54	SW846 8260B	6050146
Xylenes, total	2.71		ug/L	0.500	1	04/30/06 02:54	SW846 8260B	6050146
Surr: 1,2-Dichloroethane-d4 (70-130%)	95 %					04/30/06 02:54	SW846 8260B	6050146
Surr: Dibromofluoromethane (79-122%)	104 %					04/30/06 02:54	SW846 8260B	6050146
Surr: Toluene-d8 (78-121%)	104 %					04/30/06 02:54	SW846 8260B	6050146
Surr: 4-Bromofluorobenzene (78-126%)	104 %					04/30/06 02:54	SW846 8260B	6050146
Purgeable Petroleum Hydrocarbons								
Gasoline Range Organics	ND		ug/L	50.0	1	04/30/06 02:54	CA LUFT GC/MS	6050146
Sample ID: NPD3091-06 (VW/MW-4 - Water) Sampled: 04/21/06 10:08								
Selected Volatile Organic Compounds by EPA Method 8260B								
Benzene	ND		ug/L	0.500	1	04/30/06 03:16	SW846 8260B	6050146
Ethylbenzene	ND		ug/L	0.500	1	04/30/06 03:16	SW846 8260B	6050146
Methyl tert-Butyl Ether	ND		ug/L	0.500	1	04/30/06 03:16	SW846 8260B	6050146
Toluene	ND		ug/L	0.500	1	04/30/06 03:16	SW846 8260B	6050146
Xylenes, total	ND		ug/L	0.500	1	04/30/06 03:16	SW846 8260B	6050146
Surr: 1,2-Dichloroethane-d4 (70-130%)	91 %					04/30/06 03:16	SW846 8260B	6050146
Surr: Dibromofluoromethane (79-122%)	104 %					04/30/06 03:16	SW846 8260B	6050146
Surr: Toluene-d8 (78-121%)	101 %					04/30/06 03:16	SW846 8260B	6050146
Surr: 4-Bromofluorobenzene (78-126%)	101 %					04/30/06 03:16	SW846 8260B	6050146
Purgeable Petroleum Hydrocarbons								
Gasoline Range Organics	ND		ug/L	50.0	1	04/30/06 03:16	CA LUFT GC/MS	6050146

Client Cambria Env. Tech. (Sonoma) / SHELL (13674)
 270 Perkins Street
 Sonoma, CA 95476
 Attn Ana Friel

Work Order: NPD3091
 Project Name: 1230 14th Street, Oakland, CA
 Project Number: SAP 129403
 Received: 04/25/06 13:41

ANALYTICAL REPORT

Analyte	Result	Flag	Units	MRL	Dilution Factor	Analysis Date/Time	Method	Batch
Sample ID: NPD3091-07RE1 (VW/AS-1 - Water) Sampled: 04/21/06 11:35								
Selected Volatile Organic Compounds by EPA Method 8260B								
Benzene	4460		ug/L	25.0	50	04/30/06 12:20	SW846 8260B	6050170
Ethylbenzene	419		ug/L	2.50	5	04/30/06 11:58	SW846 8260B	6050170
Methyl tert-Butyl Ether	2.79		ug/L	0.500	1	04/30/06 03:38	SW846 8260B	6050146
Toluene	167		ug/L	2.50	5	04/30/06 11:58	SW846 8260B	6050170
Xylenes, total	717		ug/L	2.50	5	04/30/06 11:58	SW846 8260B	6050170
Surr: 1,2-Dichloroethane-d4 (70-130%)	91 %					04/30/06 03:38	SW846 8260B	6050146
Surr: 1,2-Dichloroethane-d4 (70-130%)	92 %					04/30/06 11:58	SW846 8260B	6050170
Surr: Dibromofluoromethane (79-122%)	102 %					04/30/06 03:38	SW846 8260B	6050146
Surr: Dibromofluoromethane (79-122%)	101 %					04/30/06 11:58	SW846 8260B	6050170
Surr: Toluene-d8 (78-121%)	101 %					04/30/06 03:38	SW846 8260B	6050146
Surr: Toluene-d8 (78-121%)	101 %					04/30/06 11:58	SW846 8260B	6050170
Surr: 4-Bromofluorobenzene (78-126%)	103 %					04/30/06 03:38	SW846 8260B	6050146
Surr: 4-Bromofluorobenzene (78-126%)	103 %					04/30/06 11:58	SW846 8260B	6050170
Purgeable Petroleum Hydrocarbons								
Gasoline Range Organics	18200		ug/L	250	5	04/30/06 11:58	CA LUFT GC/MS	6050170

Client Cambria Env. Tech. (Sonoma) / SHELL (13674)
 270 Perkins Street
 Sonoma, CA 95476
 Attn Ana Friel

Work Order: NPD3091
 Project Name: 1230 14th Street, Oakland, CA
 Project Number: SAP 129403
 Received: 04/25/06 13:41

PROJECT QUALITY CONTROL DATA
Blank

Analyte	Blank Value	Q	Units	Q.C. Batch	Lab Number	Analyzed Date/Time
---------	-------------	---	-------	------------	------------	--------------------

Selected Volatile Organic Compounds by EPA Method 8260B

6050146-BLK1

Benzene	<0.200		ug/L	6050146	6050146-BLK1	04/29/06 20:36
Ethylbenzene	<0.200		ug/L	6050146	6050146-BLK1	04/29/06 20:36
Methyl tert-Butyl Ether	<0.200		ug/L	6050146	6050146-BLK1	04/29/06 20:36
Toluene	<0.200		ug/L	6050146	6050146-BLK1	04/29/06 20:36
Xylenes, total	<0.350		ug/L	6050146	6050146-BLK1	04/29/06 20:36
Surrogate: 1,2-Dichloroethane-d4	91%			6050146	6050146-BLK1	04/29/06 20:36
Surrogate: Dibromofluoromethane	104%			6050146	6050146-BLK1	04/29/06 20:36
Surrogate: Toluene-d8	103%			6050146	6050146-BLK1	04/29/06 20:36
Surrogate: 4-Bromofluorobenzene	106%			6050146	6050146-BLK1	04/29/06 20:36

6050170-BLK1

Benzene	<0.200		ug/L	6050170	6050170-BLK1	04/30/06 09:01
Ethylbenzene	<0.200		ug/L	6050170	6050170-BLK1	04/30/06 09:01
Methyl tert-Butyl Ether	<0.200		ug/L	6050170	6050170-BLK1	04/30/06 09:01
Toluene	<0.200		ug/L	6050170	6050170-BLK1	04/30/06 09:01
Xylenes, total	<0.350		ug/L	6050170	6050170-BLK1	04/30/06 09:01
Surrogate: 1,2-Dichloroethane-d4	92%			6050170	6050170-BLK1	04/30/06 09:01
Surrogate: Dibromofluoromethane	104%			6050170	6050170-BLK1	04/30/06 09:01
Surrogate: Toluene-d8	104%			6050170	6050170-BLK1	04/30/06 09:01
Surrogate: 4-Bromofluorobenzene	105%			6050170	6050170-BLK1	04/30/06 09:01

Purgeable Petroleum Hydrocarbons

6050146-BLK1

Gasoline Range Organics	<50.0		ug/L	6050146	6050146-BLK1	04/29/06 20:36
Surrogate: 1,2-Dichloroethane-d4	91%			6050146	6050146-BLK1	04/29/06 20:36
Surrogate: Dibromofluoromethane	104%			6050146	6050146-BLK1	04/29/06 20:36
Surrogate: Toluene-d8	103%			6050146	6050146-BLK1	04/29/06 20:36
Surrogate: 4-Bromofluorobenzene	106%			6050146	6050146-BLK1	04/29/06 20:36

6050170-BLK1

Gasoline Range Organics	<50.0		ug/L	6050170	6050170-BLK1	04/30/06 09:01
Surrogate: 1,2-Dichloroethane-d4	92%			6050170	6050170-BLK1	04/30/06 09:01
Surrogate: Dibromofluoromethane	104%			6050170	6050170-BLK1	04/30/06 09:01
Surrogate: Toluene-d8	104%			6050170	6050170-BLK1	04/30/06 09:01
Surrogate: 4-Bromofluorobenzene	105%			6050170	6050170-BLK1	04/30/06 09:01

Client Cambria Env. Tech. (Sonoma) / SHELL (13674)
 270 Perkins Street
 Sonoma, CA 95476
 Attn Ana Friel

Work Order: NPD3091
 Project Name: 1230 14th Street, Oakland, CA
 Project Number: SAP 129403
 Received: 04/25/06 13:41

PROJECT QUALITY CONTROL DATA
LCS

Analyte	Known Val.	Analyzed Val	Q	Units	% Rec.	Target Range	Batch	Analyzed Date/Time
---------	------------	--------------	---	-------	--------	--------------	-------	--------------------

Selected Volatile Organic Compounds by EPA Method 8260B

6050146-BS1

Benzene	50.0	49.5		ug/L	99%	79 - 123	6050146	04/29/06 19:30
Ethylbenzene	50.0	43.2		ug/L	86%	79 - 125	6050146	04/29/06 19:30
Methyl tert-Butyl Ether	50.0	44.4		ug/L	89%	66 - 142	6050146	04/29/06 19:30
Toluene	50.0	44.0		ug/L	88%	78 - 122	6050146	04/29/06 19:30
Xylenes, total	150	141		ug/L	94%	79 - 130	6050146	04/29/06 19:30
<i>Surrogate: 1,2-Dichloroethane-d4</i>	50.0	48.4			97%	70 - 130	6050146	04/29/06 19:30
<i>Surrogate: Dibromofluoromethane</i>	50.0	49.4			99%	79 - 122	6050146	04/29/06 19:30
<i>Surrogate: Toluene-d8</i>	50.0	51.3			103%	78 - 121	6050146	04/29/06 19:30
<i>Surrogate: 4-Bromofluorobenzene</i>	50.0	51.4			103%	78 - 126	6050146	04/29/06 19:30

6050170-BS1

Benzene	50.0	56.3		ug/L	113%	79 - 123	6050170	04/30/06 07:54
Ethylbenzene	50.0	47.5		ug/L	95%	79 - 125	6050170	04/30/06 07:54
Methyl tert-Butyl Ether	50.0	49.0		ug/L	98%	66 - 142	6050170	04/30/06 07:54
Toluene	50.0	48.2		ug/L	96%	78 - 122	6050170	04/30/06 07:54
Xylenes, total	150	156		ug/L	104%	79 - 130	6050170	04/30/06 07:54
<i>Surrogate: 1,2-Dichloroethane-d4</i>	50.0	46.9			94%	70 - 130	6050170	04/30/06 07:54
<i>Surrogate: Dibromofluoromethane</i>	50.0	50.6			101%	79 - 122	6050170	04/30/06 07:54
<i>Surrogate: Toluene-d8</i>	50.0	49.5			99%	78 - 121	6050170	04/30/06 07:54
<i>Surrogate: 4-Bromofluorobenzene</i>	50.0	52.4			105%	78 - 126	6050170	04/30/06 07:54

Purgeable Petroleum Hydrocarbons

6050146-BS1

Gasoline Range Organics	3050	2560		ug/L	84%	67 - 130	6050146	04/29/06 19:30
<i>Surrogate: 1,2-Dichloroethane-d4</i>	50.0	48.4			97%	70 - 130	6050146	04/29/06 19:30
<i>Surrogate: Dibromofluoromethane</i>	50.0	49.4			99%	70 - 130	6050146	04/29/06 19:30
<i>Surrogate: Toluene-d8</i>	50.0	51.3			103%	70 - 130	6050146	04/29/06 19:30
<i>Surrogate: 4-Bromofluorobenzene</i>	50.0	51.4			103%	70 - 130	6050146	04/29/06 19:30

6050170-BS1

Gasoline Range Organics	3050	2890		ug/L	95%	67 - 130	6050170	04/30/06 07:54
<i>Surrogate: 1,2-Dichloroethane-d4</i>	50.0	46.9			94%	70 - 130	6050170	04/30/06 07:54
<i>Surrogate: Dibromofluoromethane</i>	50.0	50.6			101%	70 - 130	6050170	04/30/06 07:54
<i>Surrogate: Toluene-d8</i>	50.0	49.5			99%	70 - 130	6050170	04/30/06 07:54
<i>Surrogate: 4-Bromofluorobenzene</i>	50.0	52.4			105%	70 - 130	6050170	04/30/06 07:54

Client Cambria Env. Tech. (Sonoma) / SHELL (13674)
 270 Perkins Street
 Sonoma, CA 95476
 Attn Ana Friel

Work Order: NPD3091
 Project Name: 1230 14th Street, Oakland, CA
 Project Number: SAP 129403
 Received: 04/25/06 13:41

PROJECT QUALITY CONTROL DATA
Matrix Spike

Analyte	Orig. Val.	MS Val	Q	Units	Spike Conc	% Rec.	Target Range	Batch	Sample Spiked	Analyzed Date/Time
Selected Volatile Organic Compounds by EPA Method 8260B										
6050146-MS1										
Benzene	1.93	65.5		ug/L	50.0	127%	71 - 137	6050146	NPD3086-01	04/30/06 04:23
Ethylbenzene	ND	57.3		ug/L	50.0	115%	72 - 139	6050146	NPD3086-01	04/30/06 04:23
Methyl tert-Butyl Ether	1.00E9	1.00E9	M1	ug/L	50.0	0%	55 - 152	6050146	NPD3086-01	04/30/06 04:23
Toluene	ND	58.6		ug/L	50.0	117%	73 - 133	6050146	NPD3086-01	04/30/06 04:23
Xylenes, total	ND	188		ug/L	150	125%	70 - 143	6050146	NPD3086-01	04/30/06 04:23
Surrogate: 1,2-Dichloroethane-d4		46.9		ug/L	50.0	94%	70 - 130	6050146	NPD3086-01	04/30/06 04:23
Surrogate: Dibromofluoromethane		51.7		ug/L	50.0	103%	79 - 122	6050146	NPD3086-01	04/30/06 04:23
Surrogate: Toluene-d8		50.9		ug/L	50.0	102%	78 - 121	6050146	NPD3086-01	04/30/06 04:23
Surrogate: 4-Bromofluorobenzene		50.5		ug/L	50.0	101%	78 - 126	6050146	NPD3086-01	04/30/06 04:23
6050170-MS1										
Benzene	ND	53.7		ug/L	50.0	107%	71 - 137	6050170	NPD3241-02	04/30/06 17:09
Ethylbenzene	ND	47.1		ug/L	50.0	94%	72 - 139	6050170	NPD3241-02	04/30/06 17:09
Methyl tert-Butyl Ether	0.650	46.2		ug/L	50.0	91%	55 - 152	6050170	NPD3241-02	04/30/06 17:09
Toluene	ND	47.6		ug/L	50.0	95%	73 - 133	6050170	NPD3241-02	04/30/06 17:09
Xylenes, total	ND	152		ug/L	150	101%	70 - 143	6050170	NPD3241-02	04/30/06 17:09
Surrogate: 1,2-Dichloroethane-d4		47.8		ug/L	50.0	96%	70 - 130	6050170	NPD3241-02	04/30/06 17:09
Surrogate: Dibromofluoromethane		50.8		ug/L	50.0	102%	79 - 122	6050170	NPD3241-02	04/30/06 17:09
Surrogate: Toluene-d8		49.8		ug/L	50.0	100%	78 - 121	6050170	NPD3241-02	04/30/06 17:09
Surrogate: 4-Bromofluorobenzene		51.4		ug/L	50.0	103%	78 - 126	6050170	NPD3241-02	04/30/06 17:09
Purgeable Petroleum Hydrocarbons										
6050146-MS1										
Gasoline Range Organics	829	3860		ug/L	3050	99%	60 - 140	6050146	NPD3086-01	04/30/06 04:23
Surrogate: 1,2-Dichloroethane-d4		46.9		ug/L	50.0	94%	0 - 200	6050146	NPD3086-01	04/30/06 04:23
Surrogate: Dibromofluoromethane		51.7		ug/L	50.0	103%	0 - 200	6050146	NPD3086-01	04/30/06 04:23
Surrogate: Toluene-d8		50.9		ug/L	50.0	102%	0 - 200	6050146	NPD3086-01	04/30/06 04:23
Surrogate: 4-Bromofluorobenzene		50.5		ug/L	50.0	101%	0 - 200	6050146	NPD3086-01	04/30/06 04:23
6050170-MS1										
Gasoline Range Organics	ND	2010		ug/L	3050	66%	60 - 140	6050170	NPD3241-02	04/30/06 17:09
Surrogate: 1,2-Dichloroethane-d4		47.8		ug/L	50.0	96%	0 - 200	6050170	NPD3241-02	04/30/06 17:09
Surrogate: Dibromofluoromethane		50.8		ug/L	50.0	102%	0 - 200	6050170	NPD3241-02	04/30/06 17:09
Surrogate: Toluene-d8		49.8		ug/L	50.0	100%	0 - 200	6050170	NPD3241-02	04/30/06 17:09
Surrogate: 4-Bromofluorobenzene		51.4		ug/L	50.0	103%	0 - 200	6050170	NPD3241-02	04/30/06 17:09

Client Cambria Env. Tech. (Sonoma) / SHELL (13674)
 270 Perkins Street
 Sonoma, CA 95476
 Attn Ana Friel

Work Order: NPD3091
 Project Name: 1230 14th Street, Oakland, CA
 Project Number: SAP 129403
 Received: 04/25/06 13:41

PROJECT QUALITY CONTROL DATA
Matrix Spike Dup

Analyte	Orig. Val.	Duplicate	Q	Units	Spike Conc	% Rec.	Target Range	RPD	Limit	Batch	Sample Duplicated	Analyzed Date/Time
Selected Volatile Organic Compounds by EPA Method 8260B												
6050146-MSD1												
Benzene	1.93	68.0		ug/L	50.0	132%	71 - 137	4	23	6050146	NPD3086-01	04/30/06 04:45
Ethylbenzene	ND	60.1		ug/L	50.0	120%	72 - 139	5	23	6050146	NPD3086-01	04/30/06 04:45
Methyl tert-Butyl Ether	1.00E9	1.00E9	M1	ug/L	50.0	0%	55 - 152	0	27	6050146	NPD3086-01	04/30/06 04:45
Toluene	ND	61.6		ug/L	50.0	123%	73 - 133	5	25	6050146	NPD3086-01	04/30/06 04:45
Xylenes, total	ND	197		ug/L	150	131%	70 - 143	5	27	6050146	NPD3086-01	04/30/06 04:45
Surrogate: 1,2-Dichloroethane-d4		46.7		ug/L	50.0	93%	70 - 130			6050146	NPD3086-01	04/30/06 04:45
Surrogate: Dibromofluoromethane		51.6		ug/L	50.0	103%	79 - 122			6050146	NPD3086-01	04/30/06 04:45
Surrogate: Toluene-d8		50.8		ug/L	50.0	102%	78 - 121			6050146	NPD3086-01	04/30/06 04:45
Surrogate: 4-Bromofluorobenzene		52.5		ug/L	50.0	105%	78 - 126			6050146	NPD3086-01	04/30/06 04:45
6050170-MSD1												
Benzene	ND	59.7		ug/L	50.0	119%	71 - 137	11	23	6050170	NPD3241-02	04/30/06 17:31
Ethylbenzene	ND	52.0		ug/L	50.0	104%	72 - 139	10	23	6050170	NPD3241-02	04/30/06 17:31
Methyl tert-Butyl Ether	0.650	51.5		ug/L	50.0	102%	55 - 152	11	27	6050170	NPD3241-02	04/30/06 17:31
Toluene	ND	53.5		ug/L	50.0	107%	73 - 133	12	25	6050170	NPD3241-02	04/30/06 17:31
Xylenes, total	ND	171		ug/L	150	114%	70 - 143	12	27	6050170	NPD3241-02	04/30/06 17:31
Surrogate: 1,2-Dichloroethane-d4		47.8		ug/L	50.0	96%	70 - 130			6050170	NPD3241-02	04/30/06 17:31
Surrogate: Dibromofluoromethane		52.9		ug/L	50.0	106%	79 - 122			6050170	NPD3241-02	04/30/06 17:31
Surrogate: Toluene-d8		51.8		ug/L	50.0	104%	78 - 121			6050170	NPD3241-02	04/30/06 17:31
Surrogate: 4-Bromofluorobenzene		53.4		ug/L	50.0	107%	78 - 126			6050170	NPD3241-02	04/30/06 17:31
Purgeable Petroleum Hydrocarbons												
6050146-MSD1												
Gasoline Range Organics	829	4250		ug/L	3050	112%	60 - 140	10	40	6050146	NPD3086-01	04/30/06 04:45
Surrogate: 1,2-Dichloroethane-d4		46.7		ug/L	50.0	93%	0 - 200			6050146	NPD3086-01	04/30/06 04:45
Surrogate: Dibromofluoromethane		51.6		ug/L	50.0	103%	0 - 200			6050146	NPD3086-01	04/30/06 04:45
Surrogate: Toluene-d8		50.8		ug/L	50.0	102%	0 - 200			6050146	NPD3086-01	04/30/06 04:45
Surrogate: 4-Bromofluorobenzene		52.5		ug/L	50.0	105%	0 - 200			6050146	NPD3086-01	04/30/06 04:45
6050170-MSD1												
Gasoline Range Organics	ND	2390		ug/L	3050	78%	60 - 140	17	40	6050170	NPD3241-02	04/30/06 17:31
Surrogate: 1,2-Dichloroethane-d4		47.8		ug/L	50.0	96%	0 - 200			6050170	NPD3241-02	04/30/06 17:31
Surrogate: Dibromofluoromethane		52.9		ug/L	50.0	106%	0 - 200			6050170	NPD3241-02	04/30/06 17:31
Surrogate: Toluene-d8		51.8		ug/L	50.0	104%	0 - 200			6050170	NPD3241-02	04/30/06 17:31
Surrogate: 4-Bromofluorobenzene		53.4		ug/L	50.0	107%	0 - 200			6050170	NPD3241-02	04/30/06 17:31

Client Cambria Env. Tech. (Sonoma) / SHELL (13674)
 270 Perkins Street
 Sonoma, CA 95476
 Attn Ana Friel

Work Order: NPD3091
 Project Name: 1230 14th Street, Oakland, CA
 Project Number: SAP 129403
 Received: 04/25/06 13:41

CERTIFICATION SUMMARY

TestAmerica Analytical - Nashville

Method	Matrix	AIHA	Nelac	California
CA LUFT GC/MS	Water			X
NA	Water			
SW846 8260B	Water	N/A	X	X

Client Cambria Env. Tech. (Sonoma) / SHELL (13674)
270 Perkins Street
Sonoma, CA 95476
Attn Ana Friel

Work Order: NPD3091
Project Name: 1230 14th Street, Oakland, CA
Project Number: SAP 129403
Received: 04/25/06 13:41

NELAC CERTIFICATION SUMMARY

TestAmerica Analytical - Nashville does not hold NELAC certifications for the following analytes included in this report

Method

CA LUFT GC/MS

Matrix

Water

Analyte

Gasoline Range Organics

Client Cambria Env. Tech. (Sonoma) / SHELL (13674)
270 Perkins Street
Sonoma, CA 95476
Attn Ana Friel

Work Order: NPD3091
Project Name: 1230 14th Street, Oakland, CA
Project Number: SAP 129403
Received: 04/25/06 13:41

DATA QUALIFIERS AND DEFINITIONS

M1 The MS and/or MSD were above the acceptance limits due to sample matrix interference. See Blank Spike (LCS).

METHOD MODIFICATION NOTES



Nashville Division
COOLER RECEIPT FORM

BC#

NPD3091

Cooler Received/Opened On 4/25/06 8:00

1. Indicate the Airbill Tracking Number (last 4 digits for Fedex only) and Name of Courier below: 6435

Fed-Ex UPS Velocity DHL Route Off-street Misc.

2. Temperature of representative sample or temperature blank when opened: 2-5 Degrees Celsius
(indicate IR Gun ID#)

NA A00466 A00750 A01124 100190 101282 Raynger ST

3. Were custody seals on outside of cooler?..... YES...NO...NA

a. If yes, how many and where: 1 Front

4. Were the seals intact, signed, and dated correctly?..... YES...NO...NA

5. Were custody papers inside cooler?..... YES...NO...NA

I certify that I opened the cooler and answered questions 1-5 (initial)..... JK

6. Were custody seals on containers: YES NO and Intact YES NO NA

were these signed, and dated correctly?..... YES...NO... NA

7. What kind of packing material used? Bubblewrap Peanuts Vermiculite Foam Insert

Plastic bag Paper Other _____ None

8. Cooling process: Ice Ice-pack Ice (direct contact) Dry ice Other None

9. Did all containers arrive in good condition (unbroken)?..... YES...NO...NA

10. Were all container labels complete (#, date, signed, pres., etc)?..... YES...NO...NA

11. Did all container labels and tags agree with custody papers?..... YES...NO...NA

12. a. Were VOA vials received?..... YES...NO...NA

b. Was there any observable head space present in any VOA vial?..... YES... NO...NA

I certify that I unloaded the cooler and answered questions 6-12 (initial)..... JK

13. a. On preserved bottles did the pH test strips suggest that preservation reached the correct pH level? YES...NO... NA

b. Did the bottle labels indicate that the correct preservatives were used..... YES...NO...NA

If preservation in-house was needed, record standard ID of preservative used here _____

14. Was residual chlorine present?..... YES...NO... NA

I certify that I checked for chlorine and pH as per SOP and answered questions 13-14 (initial)..... JK

15. Were custody papers properly filled out (ink, signed, etc)?..... YES...NO...NA

16. Did you sign the custody papers in the appropriate place?..... YES...NO...NA

17. Were correct containers used for the analysis requested?..... YES...NO...NA

18. Was sufficient amount of sample sent in each container?..... YES...NO...NA

I certify that I entered this project into LIMS and answered questions 15-18 (initial)..... JK

I certify that I attached a label with the unique LIMS number to each container (initial)..... JK

19. Were there Non-Conformance issues at login YES NO Was a PIPE generated YES NO # _____

SHELL Chain Of Custody Record

Lab Identification (if necessary):

- TA - Irvine, California
- TA - Morgan Hill, CA
- TA - Nashville, TN
- STL
- Other (location) _____

NPD3091

05/05/06 23:59

Shell Project Manager to be invoiced:

Denis Brown

ENVIRONMENTAL SERVICES

TECHNICAL SERVICES

CRMT HOUSTON

NOT FOR ENV. REMEDIATION - NO ETIM - SEND PAPER INVOICE

INCIDENT NUMBER (ES ONLY)

9	7	0	8	8	2	5	0
---	---	---	---	---	---	---	---

SAP or CRMT NUMBER (TS/CRMT)

DATE: 4/21/06

PAGE: 1 of 1

SAMPLING COMPANY:

Blaine Tech Services

LOG CODE: **BTSS**

ADDRESS: **1680 Rogers Avenue, San Jose, CA 95112**

PROJECT CONTACT (Hardcopy or PDF Report to): **Michael Ninokata**

TELEPHONE: **408-573-0555** FAX: **408-573-7771** E-MAIL: **mninokata@blainetech.com**

TURNAROUND TIME (STANDARD IS 10 CALENDAR DAYS):

STD 5 DAY 3 DAY 2 DAY 24 HOURS

RESULTS NEEDED ON WEEKEND

SITE ADDRESS: Street and City

1230 14th St., Oakland

EDF DELIVERABLE TO (Responsible Party or Designee): **Ana Friel, Cambria, Eureka Office**

PHONE NO.: **(707) 268-3812**

SAMPLER NAME(S) (Print): **Kevin Harvey**

State: **CA** GLOBAL ID NO.: **T0600101691**

EMAIL: **sonomaedf@cambria-env.com** CONSULTANT PROJECT NO.: **060421-KH1**

BTS #

GC/MS MTBE CONFIRMATION: HIGHEST _____ HIGHEST per BORING _____ ALL _____

SPECIAL INSTRUCTIONS OR NOTES: CHECK BOX IF EDD IS NOT NEEDED

RECEIPT VERIFICATION REQUESTED

REQUESTED ANALYSIS

LAB USE ONLY	Field Sample Identification		SAMPLING		MATRIX	NO. OF CONT.	TPH - Gas, Purgeable (8260B)	TPH - Diesel, Extractable (8015m)	BTEX (8260B)	5 Oxygenates (8260B) (MTBE, TBA, DIPE, TAME, ETBE)	MTBE (8260B)	TBA (8260B)	DIPE (8260B)	TAME (8260B)	ETBE (8260B)	1,2 DCA (8260B)	EDB (8260B)	Ethanol (8260B)	Methanol (8015M)	TEMPERATURE ON RECEIPT C°		
			DATE	TIME																		
	MW-1		4/21/06	0900	W	3	X	X	X												NPD3091-01 ↓ 2 3 4 5 6 7	
	MW-5			1110			X	X	X													
	MW-6			0951			X	X	X													
	MW-7			0921			X	X	X													
	VW/MW-2			1032			X	X	X													
	VW/MW-4			1008			X	X	X													
	VW/AS-1			1135			X	X	X													

TPH - Gas, Purgeable (8260B)	TPH - Diesel, Extractable (8015m)	BTEX (8260B)	5 Oxygenates (8260B) (MTBE, TBA, DIPE, TAME, ETBE)	MTBE (8260B)	TBA (8260B)	DIPE (8260B)	TAME (8260B)	ETBE (8260B)	1,2 DCA (8260B)	EDB (8260B)	Ethanol (8260B)	Methanol (8015M)
X	X	X	X									
X	X	X	X									
X	X	X	X									
X	X	X	X									
X	X	X	X									
X	X	X	X									
X	X	X	X									

FIELD NOTES:

Container/Preservative or PID Readings or Laboratory Notes

Relinquished by: (Signature) <i>[Signature]</i>	Received by: (Signature) <i>[Signature]</i>	Date: <u>4/21/06</u>	Time: <u>8:40</u>
Relinquished by: (Signature) <i>[Signature]</i>	Received by: (Signature) <i>[Signature]</i>	Date: <u>4/21/06</u>	Time: <u>1357</u>
Relinquished by: (Signature) <i>[Signature]</i>	Received by: (Signature) <i>[Signature]</i>	Date: <u>4/21/06</u>	Time: <u>1537</u>
Relinquished by: (Signature) <i>[Signature]</i>	Received by: (Signature) <i>[Signature]</i>	Date: <u>4/21/06</u>	Time: <u>1650</u>

May 15, 2006

Client: Cambria Env. Tech. (Sonoma) / SHELL (13674)
270 Perkins Street
Sonoma, CA 95476
Attn: Ana Friel

Work Order: NPE0310
Project Name: 1230 14th Street, Oakland, CA
Project Nbr: SAP 129403
P/O Nbr: 97088250
Date Received: 05/03/06

SAMPLE IDENTIFICATION	LAB NUMBER	COLLECTION DATE AND TIME
MW-1	NPE0310-01	05/01/06 10:20
MW-2	NPE0310-02	05/01/06 11:20
MW-3	NPE0310-03	05/01/06 10:40
MW-4	NPE0310-04	05/01/06 11:00
MW-5	NPE0310-05	05/01/06 13:55
MW-6	NPE0310-06	05/01/06 09:10
MW-7	NPE0310-07	05/01/06 09:35
VW/MW-2	NPE0310-08	05/01/06 11:45
VW/MW-4	NPE0310-09	05/01/06 09:55
VW/AS-1	NPE0310-10	05/01/06 13:05
VW/AS-3	NPE0310-11	05/01/06 12:45

An executed copy of the chain of custody, the project quality control data, and the sample receipt form are also included as an addendum to this report. If you have any questions relating to this analytical report, please contact your Laboratory Project Manager at 1-800-765-0980. Any opinions, if expressed, are outside the scope of the Laboratory's accreditation.

This material is intended only for the use of the individual(s) or entity to whom it is addressed, and may contain information that is privileged and confidential. If you are not the intended recipient, or the employee or agent responsible for delivering this material to the intended recipient, you are hereby notified that any dissemination, distribution, or copying of this material is strictly prohibited. If you have received this material in error, please notify us immediately at 615-726-0177.

California Certification Number: 01168CA

The Chain(s) of Custody, 2 pages, are included and are an integral part of this report.

These results relate only to the items tested. This report shall not be reproduced except in full and with permission of the laboratory.

Report Approved By:



Jim Hatfield
Project Management

Client Cambria Env. Tech. (Sonoma) / SHELL (13674)
 270 Perkins Street
 Sonoma, CA 95476
 Attn Ana Friel

Work Order: NPE0310
 Project Name: 1230 14th Street, Oakland, CA
 Project Number: SAP 129403
 Received: 05/03/06 07:45

ANALYTICAL REPORT

Analyte	Result	Flag	Units	MRL	Dilution Factor	Analysis Date/Time	Method	Batch
Sample ID: NPE0310-01 (MW-1 - Water) Sampled: 05/01/06 10:20								
Selected Volatile Organic Compounds by EPA Method 8260B								
Benzene	41.3		ug/L	0.500	1	05/11/06 18:24	SW846 8260B	6052474
Ethylbenzene	3.83		ug/L	0.500	1	05/11/06 18:24	SW846 8260B	6052474
Methyl tert-Butyl Ether	ND		ug/L	0.500	1	05/11/06 18:24	SW846 8260B	6052474
Toluene	4.62		ug/L	0.500	1	05/11/06 18:24	SW846 8260B	6052474
Xylenes, total	26.1		ug/L	0.500	1	05/11/06 18:24	SW846 8260B	6052474
Surr: 1,2-Dichloroethane-d4 (70-130%)	104 %					05/11/06 18:24	SW846 8260B	6052474
Surr: Dibromofluoromethane (79-122%)	109 %					05/11/06 18:24	SW846 8260B	6052474
Surr: Toluene-d8 (78-121%)	104 %					05/11/06 18:24	SW846 8260B	6052474
Surr: 4-Bromofluorobenzene (78-126%)	98 %					05/11/06 18:24	SW846 8260B	6052474
Purgeable Petroleum Hydrocarbons								
Gasoline Range Organics	268		ug/L	50.0	1	05/11/06 18:24	CA LUFT GC/MS	6052474
Sample ID: NPE0310-02 (MW-2 - Water) Sampled: 05/01/06 11:20								
Selected Volatile Organic Compounds by EPA Method 8260B								
Benzene	ND		ug/L	0.500	1	05/11/06 18:46	SW846 8260B	6052474
Ethylbenzene	ND		ug/L	0.500	1	05/11/06 18:46	SW846 8260B	6052474
Methyl tert-Butyl Ether	4.33		ug/L	0.500	1	05/11/06 18:46	SW846 8260B	6052474
Toluene	ND		ug/L	0.500	1	05/11/06 18:46	SW846 8260B	6052474
Xylenes, total	ND		ug/L	0.500	1	05/11/06 18:46	SW846 8260B	6052474
Surr: 1,2-Dichloroethane-d4 (70-130%)	105 %					05/11/06 18:46	SW846 8260B	6052474
Surr: Dibromofluoromethane (79-122%)	107 %					05/11/06 18:46	SW846 8260B	6052474
Surr: Toluene-d8 (78-121%)	100 %					05/11/06 18:46	SW846 8260B	6052474
Surr: 4-Bromofluorobenzene (78-126%)	105 %					05/11/06 18:46	SW846 8260B	6052474
Purgeable Petroleum Hydrocarbons								
Gasoline Range Organics	ND		ug/L	50.0	1	05/11/06 18:46	CA LUFT GC/MS	6052474
Sample ID: NPE0310-03 (MW-3 - Water) Sampled: 05/01/06 10:40								
Selected Volatile Organic Compounds by EPA Method 8260B								
Benzene	ND		ug/L	0.500	1	05/11/06 19:08	SW846 8260B	6052474
Ethylbenzene	ND		ug/L	0.500	1	05/11/06 19:08	SW846 8260B	6052474
Methyl tert-Butyl Ether	ND		ug/L	0.500	1	05/11/06 19:08	SW846 8260B	6052474
Toluene	ND		ug/L	0.500	1	05/11/06 19:08	SW846 8260B	6052474
Xylenes, total	ND		ug/L	0.500	1	05/11/06 19:08	SW846 8260B	6052474
Surr: 1,2-Dichloroethane-d4 (70-130%)	103 %					05/11/06 19:08	SW846 8260B	6052474
Surr: Dibromofluoromethane (79-122%)	105 %					05/11/06 19:08	SW846 8260B	6052474
Surr: Toluene-d8 (78-121%)	104 %					05/11/06 19:08	SW846 8260B	6052474
Surr: 4-Bromofluorobenzene (78-126%)	104 %					05/11/06 19:08	SW846 8260B	6052474
Purgeable Petroleum Hydrocarbons								
Gasoline Range Organics	ND		ug/L	50.0	1	05/11/06 19:08	CA LUFT GC/MS	6052474

Client Cambria Env. Tech. (Sonoma) / SHELL (13674)
 270 Perkins Street
 Sonoma, CA 95476
 Attn Ana Friel

Work Order: NPE0310
 Project Name: 1230 14th Street, Oakland, CA
 Project Number: SAP 129403
 Received: 05/03/06 07:45

ANALYTICAL REPORT

Analyte	Result	Flag	Units	MRL	Dilution Factor	Analysis Date/Time	Method	Batch
Sample ID: NPE0310-04 (MW-4 - Water) Sampled: 05/01/06 11:00								
Selected Volatile Organic Compounds by EPA Method 8260B								
Benzene	ND		ug/L	0.500	1	05/11/06 19:30	SW846 8260B	6052474
Ethylbenzene	ND		ug/L	0.500	1	05/11/06 19:30	SW846 8260B	6052474
Methyl tert-Butyl Ether	ND		ug/L	0.500	1	05/11/06 19:30	SW846 8260B	6052474
Toluene	ND		ug/L	0.500	1	05/11/06 19:30	SW846 8260B	6052474
Xylenes, total	ND		ug/L	0.500	1	05/11/06 19:30	SW846 8260B	6052474
<i>Surr: 1,2-Dichloroethane-d4 (70-130%)</i>	<i>106 %</i>					<i>05/11/06 19:30</i>	<i>SW846 8260B</i>	<i>6052474</i>
<i>Surr: Dibromofluoromethane (79-122%)</i>	<i>108 %</i>					<i>05/11/06 19:30</i>	<i>SW846 8260B</i>	<i>6052474</i>
<i>Surr: Toluene-d8 (78-121%)</i>	<i>102 %</i>					<i>05/11/06 19:30</i>	<i>SW846 8260B</i>	<i>6052474</i>
<i>Surr: 4-Bromofluorobenzene (78-126%)</i>	<i>105 %</i>					<i>05/11/06 19:30</i>	<i>SW846 8260B</i>	<i>6052474</i>
Purgeable Petroleum Hydrocarbons								
Gasoline Range Organics	ND		ug/L	50.0	1	05/11/06 19:30	CA LUFT GC/MS	6052474
Sample ID: NPE0310-05 (MW-5 - Water) Sampled: 05/01/06 13:55								
Selected Volatile Organic Compounds by EPA Method 8260B								
Benzene	6.77		ug/L	0.500	1	05/11/06 19:53	SW846 8260B	6052474
Ethylbenzene	20.0		ug/L	0.500	1	05/11/06 19:53	SW846 8260B	6052474
Methyl tert-Butyl Ether	ND		ug/L	0.500	1	05/11/06 19:53	SW846 8260B	6052474
Toluene	41.1		ug/L	0.500	1	05/11/06 19:53	SW846 8260B	6052474
Xylenes, total	130		ug/L	0.500	1	05/11/06 19:53	SW846 8260B	6052474
<i>Surr: 1,2-Dichloroethane-d4 (70-130%)</i>	<i>108 %</i>					<i>05/11/06 19:53</i>	<i>SW846 8260B</i>	<i>6052474</i>
<i>Surr: Dibromofluoromethane (79-122%)</i>	<i>109 %</i>					<i>05/11/06 19:53</i>	<i>SW846 8260B</i>	<i>6052474</i>
<i>Surr: Toluene-d8 (78-121%)</i>	<i>99 %</i>					<i>05/11/06 19:53</i>	<i>SW846 8260B</i>	<i>6052474</i>
<i>Surr: 4-Bromofluorobenzene (78-126%)</i>	<i>104 %</i>					<i>05/11/06 19:53</i>	<i>SW846 8260B</i>	<i>6052474</i>
Purgeable Petroleum Hydrocarbons								
Gasoline Range Organics	779		ug/L	50.0	1	05/11/06 19:53	CA LUFT GC/MS	6052474
Sample ID: NPE0310-06 (MW-6 - Water) Sampled: 05/01/06 09:10								
Selected Volatile Organic Compounds by EPA Method 8260B								
Benzene	ND		ug/L	0.500	1	05/11/06 20:15	SW846 8260B	6052474
Ethylbenzene	ND		ug/L	0.500	1	05/11/06 20:15	SW846 8260B	6052474
Methyl tert-Butyl Ether	ND		ug/L	0.500	1	05/11/06 20:15	SW846 8260B	6052474
Toluene	ND		ug/L	0.500	1	05/11/06 20:15	SW846 8260B	6052474
Xylenes, total	ND		ug/L	0.500	1	05/11/06 20:15	SW846 8260B	6052474
<i>Surr: 1,2-Dichloroethane-d4 (70-130%)</i>	<i>107 %</i>					<i>05/11/06 20:15</i>	<i>SW846 8260B</i>	<i>6052474</i>
<i>Surr: Dibromofluoromethane (79-122%)</i>	<i>108 %</i>					<i>05/11/06 20:15</i>	<i>SW846 8260B</i>	<i>6052474</i>
<i>Surr: Toluene-d8 (78-121%)</i>	<i>102 %</i>					<i>05/11/06 20:15</i>	<i>SW846 8260B</i>	<i>6052474</i>
<i>Surr: 4-Bromofluorobenzene (78-126%)</i>	<i>105 %</i>					<i>05/11/06 20:15</i>	<i>SW846 8260B</i>	<i>6052474</i>
Purgeable Petroleum Hydrocarbons								
Gasoline Range Organics	ND		ug/L	50.0	1	05/11/06 20:15	CA LUFT GC/MS	6052474

Client Cambria Env. Tech. (Sonoma) / SHELL (13674)
 270 Perkins Street
 Sonoma, CA 95476
 Attn Ana Friel

Work Order: NPE0310
 Project Name: 1230 14th Street, Oakland, CA
 Project Number: SAP 129403
 Received: 05/03/06 07:45

ANALYTICAL REPORT

Analyte	Result	Flag	Units	MRL	Dilution Factor	Analysis Date/Time	Method	Batch
Sample ID: NPE0310-07 (MW-7 - Water) Sampled: 05/01/06 09:35								
Selected Volatile Organic Compounds by EPA Method 8260B								
Benzene	ND		ug/L	0.500	1	05/11/06 20:37	SW846 8260B	6052474
Ethylbenzene	ND		ug/L	0.500	1	05/11/06 20:37	SW846 8260B	6052474
Methyl tert-Butyl Ether	ND		ug/L	0.500	1	05/11/06 20:37	SW846 8260B	6052474
Toluene	ND		ug/L	0.500	1	05/11/06 20:37	SW846 8260B	6052474
Xylenes, total	ND		ug/L	0.500	1	05/11/06 20:37	SW846 8260B	6052474
<i>Surr: 1,2-Dichloroethane-d4 (70-130%)</i>	<i>108 %</i>					<i>05/11/06 20:37</i>	<i>SW846 8260B</i>	<i>6052474</i>
<i>Surr: Dibromofluoromethane (79-122%)</i>	<i>105 %</i>					<i>05/11/06 20:37</i>	<i>SW846 8260B</i>	<i>6052474</i>
<i>Surr: Toluene-d8 (78-121%)</i>	<i>101 %</i>					<i>05/11/06 20:37</i>	<i>SW846 8260B</i>	<i>6052474</i>
<i>Surr: 4-Bromofluorobenzene (78-126%)</i>	<i>104 %</i>					<i>05/11/06 20:37</i>	<i>SW846 8260B</i>	<i>6052474</i>
Purgeable Petroleum Hydrocarbons								
Gasoline Range Organics	ND		ug/L	50.0	1	05/11/06 20:37	CA LUFT GC/MS	6052474
Sample ID: NPE0310-08 (VW/MW-2 - Water) Sampled: 05/01/06 11:45								
Selected Volatile Organic Compounds by EPA Method 8260B								
Benzene	ND		ug/L	0.500	1	05/11/06 20:59	SW846 8260B	6052474
Ethylbenzene	ND		ug/L	0.500	1	05/11/06 20:59	SW846 8260B	6052474
Methyl tert-Butyl Ether	ND		ug/L	0.500	1	05/11/06 20:59	SW846 8260B	6052474
Toluene	ND		ug/L	0.500	1	05/11/06 20:59	SW846 8260B	6052474
Xylenes, total	ND		ug/L	0.500	1	05/11/06 20:59	SW846 8260B	6052474
<i>Surr: 1,2-Dichloroethane-d4 (70-130%)</i>	<i>107 %</i>					<i>05/11/06 20:59</i>	<i>SW846 8260B</i>	<i>6052474</i>
<i>Surr: Dibromofluoromethane (79-122%)</i>	<i>108 %</i>					<i>05/11/06 20:59</i>	<i>SW846 8260B</i>	<i>6052474</i>
<i>Surr: Toluene-d8 (78-121%)</i>	<i>103 %</i>					<i>05/11/06 20:59</i>	<i>SW846 8260B</i>	<i>6052474</i>
<i>Surr: 4-Bromofluorobenzene (78-126%)</i>	<i>106 %</i>					<i>05/11/06 20:59</i>	<i>SW846 8260B</i>	<i>6052474</i>
Purgeable Petroleum Hydrocarbons								
Gasoline Range Organics	ND		ug/L	50.0	1	05/11/06 20:59	CA LUFT GC/MS	6052474
Sample ID: NPE0310-09 (VW/MW-4 - Water) Sampled: 05/01/06 09:55								
Selected Volatile Organic Compounds by EPA Method 8260B								
Benzene	ND		ug/L	0.500	1	05/11/06 21:21	SW846 8260B	6052474
Ethylbenzene	ND		ug/L	0.500	1	05/11/06 21:21	SW846 8260B	6052474
Methyl tert-Butyl Ether	ND		ug/L	0.500	1	05/11/06 21:21	SW846 8260B	6052474
Toluene	ND		ug/L	0.500	1	05/11/06 21:21	SW846 8260B	6052474
Xylenes, total	ND		ug/L	0.500	1	05/11/06 21:21	SW846 8260B	6052474
<i>Surr: 1,2-Dichloroethane-d4 (70-130%)</i>	<i>106 %</i>					<i>05/11/06 21:21</i>	<i>SW846 8260B</i>	<i>6052474</i>
<i>Surr: Dibromofluoromethane (79-122%)</i>	<i>110 %</i>					<i>05/11/06 21:21</i>	<i>SW846 8260B</i>	<i>6052474</i>
<i>Surr: Toluene-d8 (78-121%)</i>	<i>101 %</i>					<i>05/11/06 21:21</i>	<i>SW846 8260B</i>	<i>6052474</i>
<i>Surr: 4-Bromofluorobenzene (78-126%)</i>	<i>106 %</i>					<i>05/11/06 21:21</i>	<i>SW846 8260B</i>	<i>6052474</i>
Purgeable Petroleum Hydrocarbons								
Gasoline Range Organics	ND		ug/L	50.0	1	05/11/06 21:21	CA LUFT GC/MS	6052474

Client Cambria Env. Tech. (Sonoma) / SHELL (13674)
 270 Perkins Street
 Sonoma, CA 95476
 Attn Ana Friel

Work Order: NPE0310
 Project Name: 1230 14th Street, Oakland, CA
 Project Number: SAP 129403
 Received: 05/03/06 07:45

ANALYTICAL REPORT

Analyte	Result	Flag	Units	MRL	Dilution Factor	Analysis Date/Time	Method	Batch
Sample ID: NPE0310-10RE1 (VW/AS-1 - Water) Sampled: 05/01/06 13:05								
Selected Volatile Organic Compounds by EPA Method 8260B								
Benzene	5300		ug/L	25.0	50	05/12/06 18:20	SW846 8260B	6052709
Ethylbenzene	664		ug/L	25.0	50	05/12/06 18:20	SW846 8260B	6052709
Methyl tert-Butyl Ether	ND		ug/L	0.500	1	05/11/06 21:44	SW846 8260B	6052474
Toluene	261		ug/L	25.0	50	05/12/06 18:20	SW846 8260B	6052709
Xylenes, total	1050		ug/L	25.0	50	05/12/06 18:20	SW846 8260B	6052709
Surr: 1,2-Dichloroethane-d4 (70-130%)	109 %					05/11/06 21:44	SW846 8260B	6052474
Surr: 1,2-Dichloroethane-d4 (70-130%)	114 %					05/12/06 18:20	SW846 8260B	6052709
Surr: Dibromofluoromethane (79-122%)	108 %					05/11/06 21:44	SW846 8260B	6052474
Surr: Dibromofluoromethane (79-122%)	108 %					05/12/06 18:20	SW846 8260B	6052709
Surr: Toluene-d8 (78-121%)	102 %					05/11/06 21:44	SW846 8260B	6052474
Surr: Toluene-d8 (78-121%)	113 %					05/12/06 18:20	SW846 8260B	6052709
Surr: 4-Bromofluorobenzene (78-126%)	102 %					05/11/06 21:44	SW846 8260B	6052474
Surr: 4-Bromofluorobenzene (78-126%)	96 %					05/12/06 18:20	SW846 8260B	6052709
Purgeable Petroleum Hydrocarbons								
Gasoline Range Organics	19700		ug/L	2500	50	05/12/06 18:20	CA LUFT GC/MS	6052709
Sample ID: NPE0310-11 (VW/AS-3 - Water) Sampled: 05/01/06 12:45								
Selected Volatile Organic Compounds by EPA Method 8260B								
Benzene	74.4		ug/L	0.500	1	05/11/06 22:06	SW846 8260B	6052474
Ethylbenzene	12.5		ug/L	0.500	1	05/11/06 22:06	SW846 8260B	6052474
Methyl tert-Butyl Ether	3.30		ug/L	0.500	1	05/11/06 22:06	SW846 8260B	6052474
Toluene	ND		ug/L	0.500	1	05/11/06 22:06	SW846 8260B	6052474
Xylenes, total	0.520		ug/L	0.500	1	05/11/06 22:06	SW846 8260B	6052474
Surr: 1,2-Dichloroethane-d4 (70-130%)	109 %					05/11/06 22:06	SW846 8260B	6052474
Surr: Dibromofluoromethane (79-122%)	108 %					05/11/06 22:06	SW846 8260B	6052474
Surr: Toluene-d8 (78-121%)	104 %					05/11/06 22:06	SW846 8260B	6052474
Surr: 4-Bromofluorobenzene (78-126%)	107 %					05/11/06 22:06	SW846 8260B	6052474
Purgeable Petroleum Hydrocarbons								
Gasoline Range Organics	1350		ug/L	50.0	1	05/11/06 22:06	CA LUFT GC/MS	6052474

Client Cambria Env. Tech. (Sonoma) / SHELL (13674)
 270 Perkins Street
 Sonoma, CA 95476
 Attn Ana Friel

Work Order: NPE0310
 Project Name: 1230 14th Street, Oakland, CA
 Project Number: SAP 129403
 Received: 05/03/06 07:45

PROJECT QUALITY CONTROL DATA

Blank

Analyte	Blank Value	Q	Units	Q.C. Batch	Lab Number	Analyzed Date/Time
---------	-------------	---	-------	------------	------------	--------------------

Selected Volatile Organic Compounds by EPA Method 8260B

6052474-BLK1

Benzene	<0.200		ug/L	6052474	6052474-BLK1	05/11/06 17:31
Ethylbenzene	<0.200		ug/L	6052474	6052474-BLK1	05/11/06 17:31
Methyl tert-Butyl Ether	<0.200		ug/L	6052474	6052474-BLK1	05/11/06 17:31
Toluene	<0.200		ug/L	6052474	6052474-BLK1	05/11/06 17:31
Xylenes, total	<0.350		ug/L	6052474	6052474-BLK1	05/11/06 17:31
Surrogate: 1,2-Dichloroethane-d4	104%			6052474	6052474-BLK1	05/11/06 17:31
Surrogate: Dibromofluoromethane	106%			6052474	6052474-BLK1	05/11/06 17:31
Surrogate: Toluene-d8	102%			6052474	6052474-BLK1	05/11/06 17:31
Surrogate: 4-Bromofluorobenzene	112%			6052474	6052474-BLK1	05/11/06 17:31

6052709-BLK1

Benzene	<0.200		ug/L	6052709	6052709-BLK1	05/12/06 17:58
Ethylbenzene	<0.200		ug/L	6052709	6052709-BLK1	05/12/06 17:58
Methyl tert-Butyl Ether	<0.200		ug/L	6052709	6052709-BLK1	05/12/06 17:58
Toluene	<0.200		ug/L	6052709	6052709-BLK1	05/12/06 17:58
Xylenes, total	<0.350		ug/L	6052709	6052709-BLK1	05/12/06 17:58
Surrogate: 1,2-Dichloroethane-d4	112%			6052709	6052709-BLK1	05/12/06 17:58
Surrogate: Dibromofluoromethane	108%			6052709	6052709-BLK1	05/12/06 17:58
Surrogate: Toluene-d8	112%			6052709	6052709-BLK1	05/12/06 17:58
Surrogate: 4-Bromofluorobenzene	101%			6052709	6052709-BLK1	05/12/06 17:58

Purgeable Petroleum Hydrocarbons

6052474-BLK1

Gasoline Range Organics	<50.0		ug/L	6052474	6052474-BLK1	05/11/06 17:31
Surrogate: 1,2-Dichloroethane-d4	104%			6052474	6052474-BLK1	05/11/06 17:31
Surrogate: Dibromofluoromethane	106%			6052474	6052474-BLK1	05/11/06 17:31
Surrogate: Toluene-d8	102%			6052474	6052474-BLK1	05/11/06 17:31
Surrogate: 4-Bromofluorobenzene	112%			6052474	6052474-BLK1	05/11/06 17:31

6052709-BLK1

Gasoline Range Organics	<50.0		ug/L	6052709	6052709-BLK1	05/12/06 17:58
Surrogate: 1,2-Dichloroethane-d4	112%			6052709	6052709-BLK1	05/12/06 17:58
Surrogate: Dibromofluoromethane	108%			6052709	6052709-BLK1	05/12/06 17:58
Surrogate: Toluene-d8	112%			6052709	6052709-BLK1	05/12/06 17:58
Surrogate: 4-Bromofluorobenzene	101%			6052709	6052709-BLK1	05/12/06 17:58

Client Cambria Env. Tech. (Sonoma) / SHELL (13674)
 270 Perkins Street
 Sonoma, CA 95476
 Attn Ana Friel

Work Order: NPE0310
 Project Name: 1230 14th Street, Oakland, CA
 Project Number: SAP 129403
 Received: 05/03/06 07:45

PROJECT QUALITY CONTROL DATA
LCS

Analyte	Known Val.	Analyzed Val	Q	Units	% Rec.	Target Range	Batch	Analyzed Date/Time
---------	------------	--------------	---	-------	--------	--------------	-------	--------------------

Selected Volatile Organic Compounds by EPA Method 8260B

6052474-BS1

Benzene	50.0	52.6		ug/L	105%	79 - 123	6052474	05/11/06 16:24
Ethylbenzene	50.0	50.2		ug/L	100%	79 - 125	6052474	05/11/06 16:24
Methyl tert-Butyl Ether	50.0	48.3		ug/L	97%	66 - 142	6052474	05/11/06 16:24
Toluene	50.0	50.4		ug/L	101%	78 - 122	6052474	05/11/06 16:24
Xylenes, total	150	157		ug/L	105%	79 - 130	6052474	05/11/06 16:24
<i>Surrogate: 1,2-Dichloroethane-d4</i>	50.0	52.2			104%	70 - 130	6052474	05/11/06 16:24
<i>Surrogate: Dibromofluoromethane</i>	50.0	52.2			104%	79 - 122	6052474	05/11/06 16:24
<i>Surrogate: Toluene-d8</i>	50.0	50.5			101%	78 - 121	6052474	05/11/06 16:24
<i>Surrogate: 4-Bromofluorobenzene</i>	50.0	53.4			107%	78 - 126	6052474	05/11/06 16:24

6052709-BS1

Benzene	50.0	44.4		ug/L	89%	79 - 123	6052709	05/12/06 16:51
Ethylbenzene	50.0	49.7		ug/L	99%	79 - 125	6052709	05/12/06 16:51
Methyl tert-Butyl Ether	50.0	42.5		ug/L	85%	66 - 142	6052709	05/12/06 16:51
Toluene	50.0	49.2		ug/L	98%	78 - 122	6052709	05/12/06 16:51
Xylenes, total	150	154		ug/L	103%	79 - 130	6052709	05/12/06 16:51
<i>Surrogate: 1,2-Dichloroethane-d4</i>	50.0	56.6			113%	70 - 130	6052709	05/12/06 16:51
<i>Surrogate: Dibromofluoromethane</i>	50.0	52.7			105%	79 - 122	6052709	05/12/06 16:51
<i>Surrogate: Toluene-d8</i>	50.0	56.5			113%	78 - 121	6052709	05/12/06 16:51
<i>Surrogate: 4-Bromofluorobenzene</i>	50.0	49.7			99%	78 - 126	6052709	05/12/06 16:51

Purgeable Petroleum Hydrocarbons

6052474-BS1

Gasoline Range Organics	3050	2750		ug/L	90%	67 - 130	6052474	05/11/06 16:24
<i>Surrogate: 1,2-Dichloroethane-d4</i>	50.0	52.2			104%	70 - 130	6052474	05/11/06 16:24
<i>Surrogate: Dibromofluoromethane</i>	50.0	52.2			104%	70 - 130	6052474	05/11/06 16:24
<i>Surrogate: Toluene-d8</i>	50.0	50.5			101%	70 - 130	6052474	05/11/06 16:24
<i>Surrogate: 4-Bromofluorobenzene</i>	50.0	53.4			107%	70 - 130	6052474	05/11/06 16:24

6052709-BS1

Gasoline Range Organics	3050	2630		ug/L	86%	67 - 130	6052709	05/12/06 16:51
<i>Surrogate: 1,2-Dichloroethane-d4</i>	50.0	56.6			113%	70 - 130	6052709	05/12/06 16:51
<i>Surrogate: Dibromofluoromethane</i>	50.0	52.7			105%	70 - 130	6052709	05/12/06 16:51
<i>Surrogate: Toluene-d8</i>	50.0	56.5			113%	70 - 130	6052709	05/12/06 16:51
<i>Surrogate: 4-Bromofluorobenzene</i>	50.0	49.7			99%	70 - 130	6052709	05/12/06 16:51

Client Cambria Env. Tech. (Sonoma) / SHELL (13674)
 270 Perkins Street
 Sonoma, CA 95476
 Attn Ana Friel

Work Order: NPE0310
 Project Name: 1230 14th Street, Oakland, CA
 Project Number: SAP 129403
 Received: 05/03/06 07:45

PROJECT QUALITY CONTROL DATA
Matrix Spike

Analyte	Orig. Val.	MS Val	Q	Units	Spike Conc	% Rec.	Target Range	Batch	Sample Spiked	Analyzed Date/Time
---------	------------	--------	---	-------	------------	--------	--------------	-------	---------------	--------------------

Selected Volatile Organic Compounds by EPA Method 8260B

6052474-MS1

Benzene	41.3	58.3	M8	ug/L	50.0	34%	71 - 137	6052474	NPE0310-01	05/12/06 01:48
Ethylbenzene	3.83	25.9	M8	ug/L	50.0	44%	72 - 139	6052474	NPE0310-01	05/12/06 01:48
Methyl tert-Butyl Ether	ND	19.5	M8	ug/L	50.0	39%	55 - 152	6052474	NPE0310-01	05/12/06 01:48
Toluene	4.62	27.9	M8	ug/L	50.0	47%	73 - 133	6052474	NPE0310-01	05/12/06 01:48
Xylenes, total	26.1	94.7	M8	ug/L	150	46%	70 - 143	6052474	NPE0310-01	05/12/06 01:48
Surrogate: 1,2-Dichloroethane-d4		54.1		ug/L	50.0	108%	70 - 130	6052474	NPE0310-01	05/12/06 01:48
Surrogate: Dibromofluoromethane		53.8		ug/L	50.0	108%	79 - 122	6052474	NPE0310-01	05/12/06 01:48
Surrogate: Toluene-d8		53.7		ug/L	50.0	107%	78 - 121	6052474	NPE0310-01	05/12/06 01:48
Surrogate: 4-Bromofluorobenzene		52.9		ug/L	50.0	106%	78 - 126	6052474	NPE0310-01	05/12/06 01:48

6052709-MS1

Benzene	ND	54.1		ug/L	50.0	108%	71 - 137	6052709	NPE0781-01	05/13/06 04:20
Ethylbenzene	ND	63.0		ug/L	50.0	126%	72 - 139	6052709	NPE0781-01	05/13/06 04:20
Methyl tert-Butyl Ether	8.21	57.9		ug/L	50.0	99%	55 - 152	6052709	NPE0781-01	05/13/06 04:20
Toluene	ND	63.3		ug/L	50.0	127%	73 - 133	6052709	NPE0781-01	05/13/06 04:20
Xylenes, total	ND	195		ug/L	150	130%	70 - 143	6052709	NPE0781-01	05/13/06 04:20
Surrogate: 1,2-Dichloroethane-d4		60.3		ug/L	50.0	121%	70 - 130	6052709	NPE0781-01	05/13/06 04:20
Surrogate: Dibromofluoromethane		53.2		ug/L	50.0	106%	79 - 122	6052709	NPE0781-01	05/13/06 04:20
Surrogate: Toluene-d8		58.4		ug/L	50.0	117%	78 - 121	6052709	NPE0781-01	05/13/06 04:20
Surrogate: 4-Bromofluorobenzene		49.0		ug/L	50.0	98%	78 - 126	6052709	NPE0781-01	05/13/06 04:20

Purgeable Petroleum Hydrocarbons

6052474-MS1

Gasoline Range Organics	268	1440	M8	ug/L	3050	38%	60 - 140	6052474	NPE0310-01	05/12/06 01:48
Surrogate: 1,2-Dichloroethane-d4		54.1		ug/L	50.0	108%	0 - 200	6052474	NPE0310-01	05/12/06 01:48
Surrogate: Dibromofluoromethane		53.8		ug/L	50.0	108%	0 - 200	6052474	NPE0310-01	05/12/06 01:48
Surrogate: Toluene-d8		53.7		ug/L	50.0	107%	0 - 200	6052474	NPE0310-01	05/12/06 01:48
Surrogate: 4-Bromofluorobenzene		52.9		ug/L	50.0	106%	0 - 200	6052474	NPE0310-01	05/12/06 01:48

6052709-MS1

Gasoline Range Organics	ND	2870		ug/L	3050	94%	60 - 140	6052709	NPE0781-01	05/13/06 04:20
Surrogate: 1,2-Dichloroethane-d4		60.3		ug/L	50.0	121%	0 - 200	6052709	NPE0781-01	05/13/06 04:20
Surrogate: Dibromofluoromethane		53.2		ug/L	50.0	106%	0 - 200	6052709	NPE0781-01	05/13/06 04:20
Surrogate: Toluene-d8		58.4		ug/L	50.0	117%	0 - 200	6052709	NPE0781-01	05/13/06 04:20
Surrogate: 4-Bromofluorobenzene		49.0		ug/L	50.0	98%	0 - 200	6052709	NPE0781-01	05/13/06 04:20

Client Cambria Env. Tech. (Sonoma) / SHELL (13674)
 270 Perkins Street
 Sonoma, CA 95476
 Attn Ana Friel

Work Order: NPE0310
 Project Name: 1230 14th Street, Oakland, CA
 Project Number: SAP 129403
 Received: 05/03/06 07:45

PROJECT QUALITY CONTROL DATA
Matrix Spike Dup

Analyte	Orig. Val.	Duplicate	Q	Units	Spike Conc	% Rec.	Target Range	RPD	Limit	Batch	Sample Duplicated	Analyzed Date/Time
Selected Volatile Organic Compounds by EPA Method 8260B												
6052474-MSD1												
Benzene	41.3	99.1	R2	ug/L	50.0	116%	71 - 137	52	23	6052474	NPE0310-01	05/12/06 02:10
Ethylbenzene	3.83	68.0	R2	ug/L	50.0	128%	72 - 139	90	23	6052474	NPE0310-01	05/12/06 02:10
Methyl tert-Butyl Ether	ND	59.9	R2	ug/L	50.0	120%	55 - 152	102	27	6052474	NPE0310-01	05/12/06 02:10
Toluene	4.62	68.1	R2	ug/L	50.0	127%	73 - 133	84	25	6052474	NPE0310-01	05/12/06 02:10
Xylenes, total	26.1	222	R2	ug/L	150	131%	70 - 143	80	27	6052474	NPE0310-01	05/12/06 02:10
Surrogate: 1,2-Dichloroethane-d4		56.5		ug/L	50.0	113%	70 - 130			6052474	NPE0310-01	05/12/06 02:10
Surrogate: Dibromofluoromethane		53.8		ug/L	50.0	108%	79 - 122			6052474	NPE0310-01	05/12/06 02:10
Surrogate: Toluene-d8		51.2		ug/L	50.0	102%	78 - 121			6052474	NPE0310-01	05/12/06 02:10
Surrogate: 4-Bromofluorobenzene		51.5		ug/L	50.0	103%	78 - 126			6052474	NPE0310-01	05/12/06 02:10
6052709-MSD1												
Benzene	ND	48.0		ug/L	50.0	96%	71 - 137	12	23	6052709	NPE0781-01	05/13/06 04:42
Ethylbenzene	ND	55.7		ug/L	50.0	111%	72 - 139	12	23	6052709	NPE0781-01	05/13/06 04:42
Methyl tert-Butyl Ether	8.21	52.0		ug/L	50.0	88%	55 - 152	11	27	6052709	NPE0781-01	05/13/06 04:42
Toluene	ND	56.0		ug/L	50.0	112%	73 - 133	12	25	6052709	NPE0781-01	05/13/06 04:42
Xylenes, total	ND	174		ug/L	150	116%	70 - 143	11	27	6052709	NPE0781-01	05/13/06 04:42
Surrogate: 1,2-Dichloroethane-d4		58.9		ug/L	50.0	118%	70 - 130			6052709	NPE0781-01	05/13/06 04:42
Surrogate: Dibromofluoromethane		53.0		ug/L	50.0	106%	79 - 122			6052709	NPE0781-01	05/13/06 04:42
Surrogate: Toluene-d8		58.0		ug/L	50.0	116%	78 - 121			6052709	NPE0781-01	05/13/06 04:42
Surrogate: 4-Bromofluorobenzene		47.9		ug/L	50.0	96%	78 - 126			6052709	NPE0781-01	05/13/06 04:42
Purgeable Petroleum Hydrocarbons												
6052474-MSD1												
Gasoline Range Organics	268	3230	R2	ug/L	3050	97%	60 - 140	77	40	6052474	NPE0310-01	05/12/06 02:10
Surrogate: 1,2-Dichloroethane-d4		56.5		ug/L	50.0	113%	0 - 200			6052474	NPE0310-01	05/12/06 02:10
Surrogate: Dibromofluoromethane		53.8		ug/L	50.0	108%	0 - 200			6052474	NPE0310-01	05/12/06 02:10
Surrogate: Toluene-d8		51.2		ug/L	50.0	102%	0 - 200			6052474	NPE0310-01	05/12/06 02:10
Surrogate: 4-Bromofluorobenzene		51.5		ug/L	50.0	103%	0 - 200			6052474	NPE0310-01	05/12/06 02:10
6052709-MSD1												
Gasoline Range Organics	ND	2540		ug/L	3050	83%	60 - 140	12	40	6052709	NPE0781-01	05/13/06 04:42
Surrogate: 1,2-Dichloroethane-d4		58.9		ug/L	50.0	118%	0 - 200			6052709	NPE0781-01	05/13/06 04:42
Surrogate: Dibromofluoromethane		53.0		ug/L	50.0	106%	0 - 200			6052709	NPE0781-01	05/13/06 04:42
Surrogate: Toluene-d8		58.0		ug/L	50.0	116%	0 - 200			6052709	NPE0781-01	05/13/06 04:42
Surrogate: 4-Bromofluorobenzene		47.9		ug/L	50.0	96%	0 - 200			6052709	NPE0781-01	05/13/06 04:42

Client Cambria Env. Tech. (Sonoma) / SHELL (13674)
 270 Perkins Street
 Sonoma, CA 95476
 Attn Ana Friel

Work Order: NPE0310
 Project Name: 1230 14th Street, Oakland, CA
 Project Number: SAP 129403
 Received: 05/03/06 07:45

CERTIFICATION SUMMARY

TestAmerica Analytical - Nashville

Method	Matrix	AIHA	Nelac	California
CA LUFT GC/MS	Water			X
NA	Water			
SW846 8260B	Water	N/A	X	X

Client Cambria Env. Tech. (Sonoma) / SHELL (13674)
270 Perkins Street
Sonoma, CA 95476
Attn Ana Friel

Work Order: NPE0310
Project Name: 1230 14th Street, Oakland, CA
Project Number: SAP 129403
Received: 05/03/06 07:45

NELAC CERTIFICATION SUMMARY

TestAmerica Analytical - Nashville does not hold NELAC certifications for the following analytes included in this report

Method

CA LUFT GC/MS

Matrix

Water

Analyte

Gasoline Range Organics

Client Cambria Env. Tech. (Sonoma) / SHELL (13674)
270 Perkins Street
Sonoma, CA 95476
Attn Ana Friel

Work Order: NPE0310
Project Name: 1230 14th Street, Oakland, CA
Project Number: SAP 129403
Received: 05/03/06 07:45

DATA QUALIFIERS AND DEFINITIONS

M8 The MS and/or MSD were below the acceptance limits. See Blank Spike (LCS).
R2 The RPD exceeded the acceptance limit.

METHOD MODIFICATION NOTES



Nashville Division
COOLER RECEIPT FORM

BC#

NPE0310

Cooler Received/Opened On: May 3, 2006 @ 07:45

1. Indicate the Airbill Tracking Number (last 4 digits for Fedex only) and Name of Courier below: 1060

Fed-Ex UPS Velocity DHL Route Off-street Misc.

2. Temperature of representative sample or temperature blank when opened: 3.9 Degrees Celsius
(indicate IR Gun ID#)

NA A00466 A00750 A01124 100190 101282 Raynger ST

3. Were custody seals on outside of cooler?..... YES...NO...NA

a. If yes, how many and where: 1 - FRONT

4. Were the seals intact, signed, and dated correctly?..... YES...NO...NA

5. Were custody papers inside cooler?..... YES...NO...NA

I certify that I opened the cooler and answered questions 1-5 (initial)..... RD

6. Were custody seals on containers: YES NO and Intact YES NO NA

were these signed, and dated correctly?..... YES...NO... NA

7. What kind of packing material used? Bubblewrap Peanuts Vermiculite Foam Insert

Plastic bag Paper Other _____ None

8. Cooling process: Ice Ice-pack Ice (direct contact) Dry ice Other None

9. Did all containers arrive in good condition (unbroken)?..... YES...NO...NA

10. Were all container labels complete (#, date, signed, pres., etc)?..... YES...NO...NA

11. Did all container labels and tags agree with custody papers?..... YES...NO...NA

12. a. Were VOA vials received?..... YES...NO...NA

b. Was there any observable head space present in any VOA vial?..... YES... NO...NA

I certify that I unloaded the cooler and answered questions 6-12 (initial)..... RD

13. a. On preserved bottles did the pH test strips suggest that preservation reached the correct pH level? YES...NO... NA

b. Did the bottle labels indicate that the correct preservatives were used..... YES...NO...NA

If preservation in-house was needed, record standard ID of preservative used here _____

14. Was residual chlorine present?..... YES...NO... NA

I certify that I checked for chlorine and pH as per SOP and answered questions 13-14 (initial)..... RD

15. Were custody papers properly filled out (ink, signed, etc)?..... YES...NO...NA

16. Did you sign the custody papers in the appropriate place?..... YES...NO...NA

17. Were correct containers used for the analysis requested?..... YES...NO...NA

18. Was sufficient amount of sample sent in each container?..... YES...NO...NA

I certify that I entered this project into LIMS and answered questions 15-18 (initial)..... RD

I certify that I attached a label with the unique LIMS number to each container (initial)..... RD

19. Were there Non-Conformance issues at login YES NO Was a PIPE generated YES NO # _____

SHELL Chain Of Custody Record

Lab Identification (if necessary):

- TA - Irvine, California
- TA - Morgan Hill, California
- TA - Nashville, Tennessee
- STL
- Other (location) _____

NPE0310

05/13/06 23:59

Shell Project Manager to be invoiced:

ENVIRONMENTAL SERVICES

Denis Brown

TECHNICAL SERVICES

CRMT-HOUSTON

NOT FOR ENV. REMEDIATION - NO ETIM - SEND PAPER INVOICE

INCIDENT NUMBER (ES ONLY)

9 7 0 8 8 2 5 0

SAP or CRMT NUMBER (TS/CRMT)

DATE: 5/1/06

PAGE: 1 of 1

SAMPLING COMPANY:

Blaine Tech Services

LOG CODE:
BTSS

SITE ADDRESS: Street and City

1230 14th St., Oakland

State
CA

GLOBAL ID NO.:

T0600101691

CONSULTANT PROJECT NO.:

BTS # 060501-071

ADDRESS:
1680 Rogers Avenue, San Jose, CA 95112

EDF DELIVERABLE TO (Responsible Party or Designee):

Ana Friel, Cambria, Eureka Office

PHONE NO.:

(707) 268-3812

E-MAIL:

sonomaedf@cambria-env.com

PROJECT CONTACT (Hardcopy or PDF Report to):

Michael Ninokata

TELEPHONE:

408-573-0555

FAX:

408-573-7771

E-MAIL:

mninokata@blainetech.com

SAMPLER NAME(S) (Print):

D. Royce

LAB USE ONLY

TURNAROUND TIME (STANDARD IS 10 CALENDAR DAYS):

RESULTS NEEDED ON WEEKEND

STD 5 DAY 3 DAY 2 DAY 24 HOURS

REQUESTED ANALYSIS

GC/MS MTBE CONFIRMATION: HIGHEST _____ HIGHEST per BORING _____ ALL _____

SPECIAL INSTRUCTIONS OR NOTES: CHECK BOX IF EDD IS NOT NEEDED

RECEIPT VERIFICATION REQUESTED

LAB USE ONLY	Field Sample Identification	SAMPLING		MATRIX	NO. OF CONT.	TPH - Gas, Purgeable (8260B)	TPH - Diesel, Extractable (8015m)	BTEX (8260B)	5 Oxygenates (8260B) (MTBE, TBA, DIPE, TAME, ETBE)	MTBE (8260B)	TBA (8260B)	DIPE (8260B)	TAME (8260B)	ETBE (8260B)	1,2 DCA (8260B)	EDB (8260B)	Ethanol (8260B)	Methanol (8015M)	FIELD NOTES:			
		DATE	TIME																Container/Preservative or PID Readings or Laboratory Notes	TEMPERATURE ON RECEIPT C°		
	MW-1	5/1/06	1020	W	3	X	X	X													MPE0310-1	
	MW-2		1120	W	3	X	X	X														2
	MW-3		1040	W	3	X	X	X														3
	MW-4		1100	W	3	X	X	X														4
	MW-5		1355	W	3	X	X	X														5
	MW-6		910	W	3	X	X	X														6
	MW-7		935	W	3	X	X	X														7
	UW/MW-2		1145	U	3	X	X	X														8
	UW/MW-4		955	W	3	X	X	X														9
	UW/AS-1		1305	W	3	X	X	X														10
	UW/AS-3		1245	U	3	X	X	X														11

Relinquished by: (Signature) 	Received by: (Signature) <i>SAMPLE CUSTODIAN</i>	Date: <u>5/1/06</u>	Time: <u>1550</u>
Relinquished by: (Signature) <i>SAMPLE CUSTODIAN</i>	Received by: (Signature) 	Date: <u>5/1/06</u>	Time: <u>1600</u>
Relinquished by: (Signature) 	Received by: (Signature) <i>Anna Friel</i>	Date: <u>5/1/06</u>	Time: <u>1655</u>

C&C Graphic (714) 898-9702

WELLHEAD INSPECTION CHECKLIST

Client 97088250 Date 5/1/06
 Site Address 1230 14th St. Oakland CA
 Job Number 060501-DR1 Technician DR

Well ID	Well Inspected - No Corrective Action Required	WELL IS SECURABLE BY DESIGN (12" or less)	WELL IS MARKED WITH THE WORDS "MONITORING WELL" (12" or less)	Water Bailed From Wellbox	Wellbox Components Cleaned	Cap Replaced	Lock Replaced	Other Action Taken (explain below)	Well Not Inspected (explain below)	Repair Order Submitted
MW-1	X									
MW-2	X									
MW-3	X									
MW-4	X									
MW-5	X									
MW-6	X									
MW-7	X									
UW/MW-2	X									
UW/MW-4	X									
UW/AS-1	X									
UW/AS-3	X									

NOTES: _____

WELLHEAD INSPECTION CHECKLIST

Page 1 of 1

Client Shell Date 4/21/06

Site Address 1230 14th St. Oakland

Job Number 060421-1CH Technician Kevin Harvey

Well ID	Well Inspected - No Corrective Action Required	WELL IS SECURABLE BY DESIGN (12" or less)	WELL IS MARKED WITH THE WORDS "MONITORING WELL" (12" or less)	Water Bailed From Wellbox	Wellbox Components Cleaned	Cap Replaced	Lock Replaced	Other Action Taken (explain below)	Well Not Inspected (explain below)	Repair Order Submitted
MW-1	✓	✓	✓							
MW-2	✓	✓	✓	✓						
MW-3	✓	✓	✓	✓						
MW-4	✓	✓	✓							
MW-5	✓	✓	✓							
MW-6	✓	✓	✓							
MW-7	✓	✓	✓							
VW/MW-2	✓	✓	✓							
VW/MW-4	✓	✓	✓	✓						
VW/AS-1	✓	✓	✓							
VW/AS-3	✓	✓	✓							

NOTES: _____

WELLHEAD INSPECTION CHECKLIST

Client Shell Date 3/9/06
 Site Address 1230 14th St. Oakland
 Job Number 060309-SLZ Technician Shawn

Well ID	Well Inspected - No Corrective Action Required	WELL IS SECURABLE BY DESIGN (12" or less)	WELL IS MARKED WITH THE WORDS "MONITORING WELL" (12" or less)	Water Bailed From Wellbox	Wellbox Components Cleaned	Cap Replaced	Lock Replaced	Other Action Taken (explain below)	Well Not Inspected (explain below)	Repair Order Submitted
MW-1	X	X	X							
MW-2	X	X	X	X						
MW-3	X	X	X	X						
MW-4	X	X	X							
MW-5	X	X	X							
MW-6	X	X	X							
MW-7	X	X	X							
VW/MW-2	X	X	X							
VN/MW-4	X	X	X	X						
VW/AS-1	X	X	X							
VW/AS-3	X	X	X							

NOTES: _____

WELLHEAD INSPECTION CHECKLIST

Client 97088250 Date 2/23/08
Site Address 1230 14th Street Oakland CA
Job Number 060223-DRI Technician DR

Well ID	Well Inspected - No Corrective Action Required	WELL IS SECURABLE BY DESIGN (12" or less)	WELL IS MARKED WITH THE WORDS "MONITORING WELL" (12" or less)	Water Bailed From Wellbox	Wellbox Components Cleaned	Cap Replaced	Lock Replaced	Other Action Taken (explain below)	Well Not Inspected (explain below)	Repair Order Submitted
3 MW-1	X									
7 MW-5	X									
2 MW-6	X									
1 MW-7	X									
4 UW/MW-2	X									
5 UW/MW-4				X						
6 UW/AS-1	X									

NOTES: _____

WELL GAUGING DATA

Project # 060501-DRI Date 5/1/06 Client 97088250

Site 1230 14th St. Oakland CA.

Well ID	Well Size (in.)	Sheen / Odor	Depth to Immiscible Liquid (ft.)	Thickness of Immiscible Liquid (ft.)	Volume of Immiscibles Removed (ml)	Depth to water (ft.)	Depth to well bottom (ft.)	Survey Point: TOB or TOC	
MW-1	2					7.38	21.10		
MW-2	2					6.34	21.91		
MW-3	2					6.40	18.64		
MW-4	2					6.14	20.08		
MW-5	4					7.23	19.62		
MW-6	4					7.32	19.60		
MW-7	4					7.72	19.71		
VW/MW-2	2					7.25	22.05		
VW/MW-2	2					6.65	18.15		
VW/AS-1	1					7.22	19.51		
VW/AS-3	1					6.83	19.96		

SHELL WELL MONITORING DATA SHEET

BTS #: 060501-DR1	Site: 97088250
Sampler: DR	Date: 5/1/06
Well I.D.: MW-1	Well Diameter: <input checked="" type="radio"/> 2 3 4 6 8 _____
Total Well Depth (TD): 21.10	Depth to Water (DTW): 7.38
Depth to Free Product:	Thickness of Free Product (feet):
Referenced to: <input checked="" type="radio"/> PVC Grade	D.O. Meter (if req'd): <input checked="" type="radio"/> YSI HACH
DTW with 80% Recharge [(Height of Water Column x 0.20) + DTW]: 10.12	

Purge Method: <input checked="" type="checkbox"/> Bailer <input type="checkbox"/> Disposable Bailer <input type="checkbox"/> Positive Air Displacement <input type="checkbox"/> Electric Submersible	Waterra <input type="checkbox"/> Peristaltic <input type="checkbox"/> Extraction Pump Other: _____	Sampling Method: <input checked="" type="checkbox"/> Bailer <input type="checkbox"/> Disposable Bailer <input type="checkbox"/> Extraction Port <input type="checkbox"/> Dedicated Tubing Other: _____
---	---	--

2.2 (Gals.) X	3	=	6.6 Gals.
1 Case Volume	Specified Volumes	Calculated Volume	

Well Diameter	Multiplier	Well Diameter	Multiplier
1"	0.04	4"	0.65
2"	0.16	6"	1.47
3"	0.37	Other	radius ² * 0.163

Time	Temp (°F)	pH	Cond. (mS or μ S)	Turbidity (NTUs)	Gals. Removed	Observations
1004	61.1	6.7	460	>1000	2.2	cloudy
1008	60.9	6.7	490	>1000	4.4	orange / cloudy
1012	61.0	6.7	472	>1000	6.6	" "

Did well dewater? Yes No Gallons actually evacuated: 6.6

Sampling Date: 5/1/06 Sampling Time: 1020 Depth to Water: 10.09

Sample I.D.: MW-1 Laboratory: STL Other: TA

Analyzed for: TPH-G BTEX MTBE TPH-D Other:

EB I.D. (if applicable): @ Duplicate I.D. (if applicable):

Analyzed for: TPH-G BTEX MTBE TPH-D Other:

D.O. (if req'd): <input checked="" type="radio"/> Pre-purge:	0.27 mg/L	Post-purge:	0.36 mg/L
O.R.P. (if req'd): Pre-purge:	mV	Post-purge:	mV

SHELL WELL MONITORING DATA SHEET

BTS #: 060501-DR1	Site: 97088250
Sampler: DR	Date: 5/1/06
Well I.D.: MW-2	Well Diameter: <u>3</u> 3 4 6 8
Total Well Depth (TD): 21.91	Depth to Water (DTW): 6.34
Depth to Free Product:	Thickness of Free Product (feet):
Referenced to: <u>PVC</u> Grade	D.O. Meter (if req'd): <u>YSI</u> HACH
DTW with 80% Recharge [(Height of Water Column x 0.20) + DTW]: 9.45	

Purge Method: Bailer Waterra Sampling Method: Bailer
 Disposable Bailer Peristaltic Disposable Bailer
 Positive Air Displacement Extraction Pump Extraction Port
 Electric Submersible Other: _____ Dedicated Tubing

Well Diameter	Multiplier	Well Diameter	Multiplier
1"	0.04	4"	0.65
2"	0.16	6"	1.47
3"	0.37	Other	radius ² * 0.163

2.5 (Gals.) X 3 = 7.5 Gals.
 1 Case Volume Specified Volumes Calculated Volume

Time	Temp (°F)	pH	Cond. (mS or <u>µS</u>)	Turbidity (NTUs)	Gals. Removed	Observations
1107	65.8	6.5	793	883	2.5	cloudy
1110	66.7	6.5	802	912	5.0	"
1113	67.0	6.5	794	21000	7.5	"

Did well dewater? Yes No Gallons actually evacuated: 7.5

Sampling Date: 5/1/06 Sampling Time: 1120 Depth to Water: 8.63

Sample I.D.: MW-2 Laboratory: STL Other TA

Analyzed for: ~~TPH-G~~ ~~BTEX~~ ~~MTBE~~ TPH-D Other:

EB I.D. (if applicable): @ Time Duplicate I.D. (if applicable):

Analyzed for: TPH-G BTEX MTBE TPH-D Other:

D.O. (if req'd): ~~Pre-purge:~~ 0.52 mg/L ~~Post-purge:~~ 0.18 mg/L

O.R.P. (if req'd): Pre-purge: mV Post-purge: mV

SHELL WELL MONITORING DATA SHEET

BTS #: <u>060501-DRI</u>	Site: <u>97088250</u>
Sampler: <u>DR</u>	Date: <u>5/1/06</u>
Well I.D.: <u>MW-3</u>	Well Diameter: <u>3</u> 3 4 6 8 _____
Total Well Depth (TD): <u>18.64</u>	Depth to Water (DTW): <u>6.40</u>
Depth to Free Product:	Thickness of Free Product (feet):
Referenced to: <u>PVC</u> Grade	D.O. Meter (if req'd): <u>YSI</u> HACH
DTW with 80% Recharge [(Height of Water Column x 0.20) + DTW]: <u>8.85</u>	

Purge Method: Bailer Watera Sampling Method: Bailer
 Disposable Bailer Peristaltic Disposable Bailer
 Positive Air Displacement Extraction Pump Extraction Port
 Electric Submersible Other: _____ Dedicated Tubing

$\underline{2.0} \text{ (Gals.)} \times \underline{3} = \underline{6.0} \text{ Gals.}$	<table border="1" style="width: 100%; border-collapse: collapse;"> <thead> <tr> <th>Well Diameter</th> <th>Multiplier</th> <th>Well Diameter</th> <th>Multiplier</th> </tr> </thead> <tbody> <tr> <td>1"</td> <td>0.04</td> <td>4"</td> <td>0.65</td> </tr> <tr> <td>2"</td> <td>0.16</td> <td>6"</td> <td>1.47</td> </tr> <tr> <td>3"</td> <td>0.37</td> <td>Other</td> <td>radius² * 0.163</td> </tr> </tbody> </table>	Well Diameter	Multiplier	Well Diameter	Multiplier	1"	0.04	4"	0.65	2"	0.16	6"	1.47	3"	0.37	Other	radius ² * 0.163
Well Diameter	Multiplier	Well Diameter	Multiplier														
1"	0.04	4"	0.65														
2"	0.16	6"	1.47														
3"	0.37	Other	radius ² * 0.163														
1 Case Volume Specified Volumes Calculated Volume																	

Time	Temp (°F)	pH	Cond. (mS or μ S)	Turbidity (NTUs)	Gals. Removed	Observations
1024	62.5	6.9	568	>1000	2.0	orange/cloudy
1028	62.8	6.8	584	>1000	4.0	"
1032	63.0	6.8	585	>1000	6.0	"

Did well dewater? Yes No Gallons actually evacuated: 6.0

Sampling Date: 5/1/06 Sampling Time: 1040 Depth to Water: 8.12

Sample I.D.: MW-3 Laboratory: STL Other: TA

Analyzed for: ~~TPH-G~~ ~~BTEX~~ ~~MTBE~~ TPH-D Other:

EB I.D. (if applicable): _____ @ _____ Time Duplicate I.D. (if applicable): _____

Analyzed for: TPH-G BTEX MTBE TPH-D Other:

D.O. (if req'd): Pre-purge: 0.68 mg/L Post-purge: 0.42 mg/L

O.R.P. (if req'd): Pre-purge: _____ mV Post-purge: _____ mV

SHELL WELL MONITORING DATA SHEET

BTS #: 060501-DR1	Site: 97088250
Sampler: DR	Date: 5/1/06
Well I.D.: MW-4	Well Diameter: 2 3 4 6 8
Total Well Depth (TD): 20.08	Depth to Water (DTW): 6.14
Depth to Free Product:	Thickness of Free Product (feet):
Referenced to: <u>PVC</u> Grade	D.O. Meter (if req'd): <u>YSI</u> HACH
DTW with 80% Recharge [(Height of Water Column x 0.20) + DTW]: 8.93	

Purge Method: Bailer Waterra Sampling Method: Bailer
 Disposable Bailer Peristaltic Disposable Bailer
 Positive Air Displacement Extraction Pump Extraction Port
 Electric Submersible Other _____ Dedicated Tubing

Well Diameter	Multiplier	Well Diameter	Multiplier
1"	0.04	4"	0.65
2"	0.16	6"	1.47
3"	0.37	Other	radius ² * 0.163

2.2 (Gals.) X	3	=	6.6 Gals.
1 Case Volume	Specified Volumes		Calculated Volume

Time	Temp (°F)	pH	Cond. (mS or <u>μS</u>)	Turbidity (NTUs)	Gals. Removed	Observations
1045	63.4	6.6	186	>1000	2.2	Orange/cloudy
1048	63.6	6.4	179	>1000	4.4	"
1051	63.7	6.4	175	>1000	6.6	"

Did well dewater? Yes No Gallons actually evacuated: 6.6

Sampling Date: 5/1/06 Sampling Time: 1100 Depth to Water: 7.82

Sample I.D.: MW-4 Laboratory: STL Other TA

Analyzed for: ~~TPH-G~~ ~~BTEX~~ ~~MTBE~~ TPH-D Other:

EB I.D. (if applicable): _____ @ _____ Time Duplicate I.D. (if applicable): _____

Analyzed for: TPH-G BTEX MTBE TPH-D Other:

D.O. (if req'd):	Pre-purge: 1.09 mg/L	Post-purge: 0.72 mg/L
------------------	----------------------	-----------------------

O.R.P. (if req'd):	Pre-purge: _____ mV	Post-purge: _____ mV
--------------------	---------------------	----------------------

SHELL WELL MONITORING DATA SHEET

BTS #: 060501-DR1	Site: 97088250
Sampler: DR	Date: 5/1/06
Well I.D.: MW-6	Well Diameter: 2 3 <u>4</u> 6 8
Total Well Depth (TD): 19.60	Depth to Water (DTW): 7.32
Depth to Free Product:	Thickness of Free Product (feet):
Referenced to: <u>PVC</u> Grade	D.O. Meter (if req'd): <u>YSI</u> HACH
DTW with 80% Recharge [(Height of Water Column x 0.20) + DTW]: 9.78	

Purge Method: Bailer Disposable Bailer Positive Air Displacement <input checked="" type="checkbox"/> Electric Submersible	Waterra Peristaltic Extraction Pump Other: _____	Sampling Method: <input checked="" type="checkbox"/> Bailer Disposable Bailer Extraction Port Dedicated Tubing Other: _____
--	---	---

8.0 (Gals.) X 3 = 24 Gals.
I Case Volume Specified Volumes Calculated Volume

Well Diameter	Multiplier	Well Diameter	Multiplier
1"	0.04	4"	0.65
2"	0.16	6"	1.47
3"	0.37	Other	radius ² * 0.163

Time	Temp (°F)	pH	Cond. (mS or µS)	Turbidity (NTUs)	Gals. Removed	Observations
859	59.8	6.2	503	46	8.0	clear
901	59.3	6.1	518	47	16.0	"
903	59.2	6.1	500	55	24.0	"

Did well dewater? Yes No Gallons actually evacuated: 24.0

Sampling Date: 5/1/06 Sampling Time: 910 Depth to Water: 9.78

Sample I.D.: MW-6 Laboratory: STL Other: TA

Analyzed for: ~~TPH-G~~ ~~BTEX~~ ~~MTBE~~ TPH-D Other:

EB I.D. (if applicable): @ _____ Time Duplicate I.D. (if applicable):

Analyzed for: TPH-G BTEX MTBE TPH-D Other:

D.O. (if req'd): <u>Pre-purge:</u>	0.72 mg/L	Post-purge:	0.63 mg/L
O.R.P. (if req'd): Pre-purge:	mV	Post-purge:	mV

SHELL WELL MONITORING DATA SHEET

BTS #: 060501-DR1	Site: 97088250
Sampler: DR	Date: 5/1/06
Well I.D.: MW-7	Well Diameter: 2 3 4 6 8
Total Well Depth (TD): 19.71	Depth to Water (DTW): 7.72
Depth to Free Product:	Thickness of Free Product (feet):
Referenced to: PVC Grade	D.O. Meter (if req'd): YSI HACH
DTW with 80% Recharge [(Height of Water Column x 0.20) + DTW]: 10.12	

Purge Method: Bailer Watera Sampling Method: Bailer
 Disposable Bailer Peristaltic Disposable Bailer
 Positive Air Displacement Extraction Pump Extraction Port
 Electric Submersible Other: _____ Dedicated Tubing
Other: _____

8.0 (Gals.) X 3 = 24 Gals.
1 Case Volume Specified Volumes Calculated Volume

Well Diameter	Multiplier	Well Diameter	Multiplier
1"	0.04	4"	0.65
2"	0.16	6"	1.47
3"	0.37	Other	radius ² * 0.163

Time	Temp (°F)	pH	Cond. (mS or μ S)	Turbidity (NTUs)	Gals. Removed	Observations
921	61.0	6.4	618	313	8.0	cloudy
923	60.4	6.4	604	181	16.0	light cloudy
925	60.3	6.4	668	197	24.0	"

Did well dewater? Yes No Gallons actually evacuated: 24.0

Sampling Date: 5/1/06 Sampling Time: 935 Depth to Water: 10.10

Sample I.D.: MW-7 Laboratory: STL Other: TA

Analyzed for: ~~TPH-G~~ ~~BTEX~~ ~~MTBE~~ TPH-D Other:

EB I.D. (if applicable): @ Time Duplicate I.D. (if applicable):

Analyzed for: TPH-G BTEX MTBE TPH-D Other:

D.O. (if req'd):	Pre-purge:	0.67 mg/L	Post-purge:	0.98 mg/L
O.R.P. (if req'd):	Pre-purge:	mV	Post-purge:	mV

SHELL WELL MONITORING DATA SHEET

BTS #: <u>060501-DR1</u>	Site: <u>97088250</u>
Sampler: <u>DR</u>	Date: <u>5/1/06</u>
Well I.D.: <u>UW/MW-2</u>	Well Diameter: <u>2</u> 3 4 6 8 _____
Total Well Depth (TD): <u>22.05</u>	Depth to Water (DTW): <u>7.25</u>
Depth to Free Product:	Thickness of Free Product (feet):
Referenced to: <u>PVC</u> Grade	D.O. Meter (if req'd): <u>YSI</u> HACH
DTW with 80% Recharge [(Height of Water Column x 0.20) + DTW]: <u>10.21</u>	

Purge Method: <input checked="" type="checkbox"/> Bailer	Waters: _____	Sampling Method: <input checked="" type="checkbox"/> Bailer
<input type="checkbox"/> Disposable Bailer	<input type="checkbox"/> Peristaltic	<input type="checkbox"/> Disposable Bailer
<input type="checkbox"/> Positive Air Displacement	<input type="checkbox"/> Extraction Pump	<input type="checkbox"/> Extraction Port
<input type="checkbox"/> Electric Submersible	Other: _____	<input type="checkbox"/> Dedicated Tubing
		Other: _____

2.4
~~2.4~~ (Gals.) X 3 = 7.2 Gals.
 1 Case Volume Specified Volumes Calculated Volume

Well Diameter	Multiplier	Well Diameter	Multiplier
1"	0.04	4"	0.65
2"	0.16	6"	1.47
3"	0.37	Other	radius ² * 0.163

Time	Temp (°F)	pH	Cond. (mS or <u>µS</u>)	Turbidity (NTUs)	Gals. Removed	Observations
1130	65.1	6.8	702	> 1000	2.4	cloudy / orange
1134	65.7	6.7	696	> 1000	4.8	" "
1138	65.7	6.7	691	> 1000	7.2	" "

Did well dewater? Yes No Gallons actually evacuated: 7.2

Sampling Date: 5/1/06 Sampling Time: 1145 Depth to Water: 10.08

Sample I.D.: UW/MW-2 Laboratory: STL Other: TA

Analyzed for: ~~TPH-G~~ ~~BTEX~~ ~~MTBE~~ TPH-D Other: _____

EB I.D. (if applicable): _____ @ _____ Time Duplicate I.D. (if applicable): _____

Analyzed for: TPH-G BTEX MTBE TPH-D Other: _____

D.O. (if req'd): Pre-purge: 0.43 mg/L Post-purge: 0.10 mg/L

O.R.P. (if req'd): Pre-purge: _____ mV Post-purge: _____ mV

SHELL WELL MONITORING DATA SHEET

BTS #: 060501-DR1	Site: 97088250
Sampler: DR	Date: 5/1/06
Well I.D.: UW/MW-4	Well Diameter: ② 3 4 6 8
Total Well Depth (TD): 18.15	Depth to Water (DTW): 6.65
Depth to Free Product:	Thickness of Free Product (feet):
Referenced to: PVC Grade	D.O. Meter (if req'd): YSI HACH
DTW with 80% Recharge [(Height of Water Column x 0.20) + DTW]: 8.95	

Purge Method: <input checked="" type="checkbox"/> Bailer <input type="checkbox"/> Disposable Bailer <input type="checkbox"/> Positive Air Displacement <input type="checkbox"/> Electric Submersible	Waterra <input type="checkbox"/> Peristaltic <input type="checkbox"/> Extraction Pump Other: _____	Sampling Method: <input checked="" type="checkbox"/> Bailer <input type="checkbox"/> Disposable Bailer <input type="checkbox"/> Extraction Port <input type="checkbox"/> Dedicated Tubing Other: _____
---	---	--

1.8 (Gals.) X 3 = 5.4 Gals. I Case Volume Specified Volumes Calculated Volume	<table border="1" style="width: 100%; border-collapse: collapse;"> <thead> <tr> <th>Well Diameter</th> <th>Multiplier</th> <th>Well Diameter</th> <th>Multiplier</th> </tr> </thead> <tbody> <tr> <td>1"</td> <td>0.04</td> <td>4"</td> <td>0.65</td> </tr> <tr> <td>2"</td> <td>0.16</td> <td>6"</td> <td>1.47</td> </tr> <tr> <td>3"</td> <td>0.37</td> <td>Other</td> <td>radius² * 0.163</td> </tr> </tbody> </table>	Well Diameter	Multiplier	Well Diameter	Multiplier	1"	0.04	4"	0.65	2"	0.16	6"	1.47	3"	0.37	Other	radius ² * 0.163
Well Diameter	Multiplier	Well Diameter	Multiplier														
1"	0.04	4"	0.65														
2"	0.16	6"	1.47														
3"	0.37	Other	radius ² * 0.163														

Time	Temp (°F)	pH	Cond. (mS or μ S)	Turbidity (NTUs)	Gals. Removed	Observations
944	62.7	6.4	709	979	1.8	cloudy
946	62.5	6.4	699	>1000	3.6	" / cedar
948	62.5	6.5	703	>1000	5.4	" / "

Did well dewater? Yes No Gallons actually evacuated: 5.4

Sampling Date: 5/1/06 Sampling Time: 955 Depth to Water: 7.92

Sample I.D.: UW/MW-4 Laboratory: STL Other: TA

Analyzed for: ~~TPH-G~~ ~~BTEX~~ ~~MTBE~~ TPH-D Other:

EB I.D. (if applicable): @ Time Duplicate I.D. (if applicable):

Analyzed for: TPH-G BTEX MTBE TPH-D Other:

D.O. (if req'd): ~~Pre-purge:~~ 0.51 mg/L ~~Post-purge:~~ 0.37 mg/L

O.R.P. (if req'd): Pre-purge: mV Post-purge: mV

SHELL WELL MONITORING DATA SHEET

BTS #: 060501-DR1	Site: 97088250
Sampler: DR	Date: 5/1/06
Well I.D.: vw/AS-1	Well Diameter: 2 3 4 6 8 (1")
Total Well Depth (TD): 19.51	Depth to Water (DTW): 7.22
Depth to Free Product:	Thickness of Free Product (feet):
Referenced to: PVC Grade	D.O. Meter (if req'd): YSI HACH
DTW with 80% Recharge [(Height of Water Column x 0.20) + DTW]: 9.68	

Purge Method: Bailer Disposable Bailer Positive Air Displacement Electric Submersible Waterra Peristaltic Extraction Pump Other: Tubing + Check valve

Sampling Method: Bailer Disposable Bailer Extraction Port Dedicated Tubing Other:

0.5 (Gals.) X 3 = 1.5 Gals.

1 Case Volume Specified Volumes Calculated Volume

Well Diameter	Multiplier	Well Diameter	Multiplier
1"	0.04	4"	0.65
2"	0.16	6"	1.47
3"	0.37	Other	radius ² * 0.163

Time	Temp (°F)	pH	Cond. (mS or μS)	Turbidity (NTUs)	Gals. Removed	Observations
1250	65.2	6.7	1052	>1000	0.5	Grey odor
1253	64.9	6.7	1098	>1000	1.0	"
1256	64.6	6.7	1107	>1000	1.5	"

Did well dewater? Yes No Gallons actually evacuated: 1.5

Sampling Date: 5/1/06 Sampling Time: 1305 Depth to Water: 7.91

Sample I.D.: vw/AS-1 Laboratory: STL Other: TA

Analyzed for: ~~TPH-G~~ ~~BTEX~~ ~~MTBE~~ TPH-D Other:

EB I.D. (if applicable): @ Time Duplicate I.D. (if applicable):

Analyzed for: TPH-G BTEX MTBE TPH-D Other:

D.O. (if req'd):	Pre-purge:	0.71	mg/L	Post-purge:	1.23	mg/L
O.R.P. (if req'd):	Pre-purge:		mV	Post-purge:		mV

Blaine Tech Services, Inc. 1680 Rogers Ave., San Jose, CA 95112 (800) 545-7558

SHELL WELL MONITORING DATA SHEET

BTS #: <u>060501-DR1</u>	Site: <u>97088250</u>
Sampler: <u>DR</u>	Date: <u>5/1/06</u>
Well I.D.: <u>UW/AS-3</u>	Well Diameter: 2 3 4 6 8 <u>1"</u>
Total Well Depth (TD): <u>19.96</u>	Depth to Water (DTW): <u>6.83</u>
Depth to Free Product:	Thickness of Free Product (feet):
Referenced to: <u>PVC</u> Grade	D.O. Meter (if req'd): <u>YSI</u> HACH
DTW with 80% Recharge [(Height of Water Column x 0.20) + DTW]: <u>9.46</u>	

Purge Method: <input type="checkbox"/> Bailer <input type="checkbox"/> Disposable Bailer <input type="checkbox"/> Positive Air Displacement <input type="checkbox"/> Electric Submersible	Watterra <input type="checkbox"/> Peristaltic <input type="checkbox"/> Extraction Pump Other: <u>Tubing + check valve</u>	Sampling Method: <input checked="" type="checkbox"/> Bailer <input type="checkbox"/> Disposable Bailer <input type="checkbox"/> Extraction Port <input checked="" type="checkbox"/> Dedicated Tubing Other: _____
--	--	---

$0.5 \text{ (Gals.)} \times 3 = 1.5 \text{ Gals.}$ I Case Volume Specified Volumes Calculated Volume	<table border="1" style="width: 100%; border-collapse: collapse; font-size: small;"> <thead> <tr> <th>Well Diameter</th> <th>Multiplier</th> <th>Well Diameter</th> <th>Multiplier</th> </tr> </thead> <tbody> <tr> <td>1"</td> <td>0.04</td> <td>4"</td> <td>0.65</td> </tr> <tr> <td>2"</td> <td>0.16</td> <td>6"</td> <td>1.47</td> </tr> <tr> <td>3"</td> <td>0.37</td> <td>Other</td> <td>radius² * 0.163</td> </tr> </tbody> </table>	Well Diameter	Multiplier	Well Diameter	Multiplier	1"	0.04	4"	0.65	2"	0.16	6"	1.47	3"	0.37	Other	radius ² * 0.163
Well Diameter	Multiplier	Well Diameter	Multiplier														
1"	0.04	4"	0.65														
2"	0.16	6"	1.47														
3"	0.37	Other	radius ² * 0.163														

Time	Temp (°F)	pH	Cond. (mS or <u>µS</u>)	Turbidity (NTUs)	Gals. Removed	Observations
1231	65.6	6.6	921	212	0.5	light cloudy/odor
1234	65.5	6.6	905	108	1.0	clear
1237	65.3	6.6	894	64	1.5	"

Did well dewater? Yes <input checked="" type="checkbox"/> No <input type="checkbox"/>	Gallons actually evacuated: <u>1.5</u>	
Sampling Date: <u>5/1/06</u>	Sampling Time: <u>1245</u>	Depth to Water: <u>7.27</u>
Sample I.D.: <u>UW/AS-3</u>	Laboratory: STL	Other: <u>TA</u>
Analyzed for: <input checked="" type="checkbox"/> TPH-G <input checked="" type="checkbox"/> BTEX <input checked="" type="checkbox"/> MTBE <input type="checkbox"/> TPH-D	Other: _____	
EB I.D. (if applicable): _____ @ _____ Time	Duplicate I.D. (if applicable): _____	
Analyzed for: <input type="checkbox"/> TPH-G <input type="checkbox"/> BTEX <input type="checkbox"/> MTBE <input type="checkbox"/> TPH-D	Other: _____	
D.O. (if req'd): <u>Pre-purge:</u> <u>1.35</u> mg/L	<u>Post-purge:</u> <u>0.78</u> mg/L	
O.R.P. (if req'd): <u>Pre-purge:</u> _____ mV	<u>Post-purge:</u> _____ mV	

WELL GAUGING DATA

Project # 060421-K11 Date 4/21/06 Client Shell

Site 1230 14th St. Oakland

Well ID	Well Size (in.)	Sheen / Odor	Depth to Immiscible Liquid (ft.)	Thickness of Immiscible Liquid (ft.)	Volume of Immiscibles Removed (ml)	Depth to water (ft.)	Depth to well bottom (ft.)	Survey Point: TOB or TOC	
MW-1	2					6.35	21.35	TOC	Stinger
MW-2	2					5.83	22.02	↓	
MW-3	2					5.96	18.64		
MW-4	2					5.45	20.05		
MW-5	4					5.82	19.69		Stinger
MW-6	4					6.34	19.65		
MW-7	4					6.66	19.72		
VW/MW-2	2					5.99	22.12		Stinger
VW/MW-4	2					5.69	17.97		
VW/AJ-1	1					6.44	19.60		
VW/AJ-3	1					6.06	20.21		

SHELL WELL MONITORING DATA SHEET

BTS #: 060421-KM1	Site: 97088250
Sampler: KM	Date: 4/21/06
Well I.D.: MW-1	Well Diameter: ② 3 4 6 8
Total Well Depth (TD): 21.35	Depth to Water (DTW): 6.35
Depth to Free Product:	Thickness of Free Product (feet):
Referenced to: PVC Grade	D.O. Meter (if req'd): YSI HACH
DTW with 80% Recharge [(Height of Water Column x 0.20) + DTW]: 9.35	

Purge Method: Bailer	Waters	Sampling Method: Bailer
Disposable Bailer	Peristaltic	Disposable Bailer
Positive Air Displacement	Extraction Pump	Extraction Port
Electric Submersible	Other: _____	Dedicated Tubing
		Other: _____

$2.4 \text{ (Gals.)} \times 3 = 7.2 \text{ Gals.}$ I Case Volume Specified Volumes Calculated Volume	<table border="1" style="width: 100%; border-collapse: collapse; font-size: small;"> <tr> <th>Well Diameter</th> <th>Multiplier</th> <th>Well Diameter</th> <th>Multiplier</th> </tr> <tr> <td>1"</td> <td>0.04</td> <td>4"</td> <td>0.65</td> </tr> <tr> <td>2"</td> <td>0.16</td> <td>6"</td> <td>1.47</td> </tr> <tr> <td>3"</td> <td>0.37</td> <td>Other</td> <td>radius² * 0.163</td> </tr> </table>	Well Diameter	Multiplier	Well Diameter	Multiplier	1"	0.04	4"	0.65	2"	0.16	6"	1.47	3"	0.37	Other	radius ² * 0.163
Well Diameter	Multiplier	Well Diameter	Multiplier														
1"	0.04	4"	0.65														
2"	0.16	6"	1.47														
3"	0.37	Other	radius ² * 0.163														

Time	Temp (°F)	pH	Cond. (mS or μ S)	Turbidity (NTUs)	Gals. Removed	Observations
0847	59.6	6.8	450.9	68	2.4	
0849	59.8	6.6	430.6	47	4.8	
0852	60.3	6.5	422.9	29	7.2	

Did well dewater? Yes No Gallons actually evacuated: 7.2

Sampling Date: 4/21/06 Sampling Time: 0900 Depth to Water: 7.42

Sample I.D.: MW-1 Laboratory: STL Other: TA

Analyzed for: TPH-G BTEX MTBE TPH-D Other:

EB I.D. (if applicable): @ Time Duplicate I.D. (if applicable):

Analyzed for: TPH-G BTEX MTBE TPH-D Other:

D.O. (if req'd): Pre-purge: _____ mg/L Post-purge: _____ mg/L

O.R.P. (if req'd): Pre-purge: _____ mV Post-purge: _____ mV

SHELL WELL MONITORING DATA SHEET

BTS #: 060421-KM1	Site: 97088250
Sampler: KH	Date: 4/21/06
Well I.D.: MW-5	Well Diameter: 2 3 <u>4</u> 6 8
Total Well Depth (TD): 19.69	Depth to Water (DTW): 5.82
Depth to Free Product:	Thickness of Free Product (feet):
Referenced to: <u>PVC</u> Grade	D.O. Meter (if req'd): YSI HACH
DTW with 80% Recharge [(Height of Water Column x 0.20) + DTW]: 8.59	

Purge Method: Bailer Waterra Sampling Method: Bailer
 Disposable Bailer Peristaltic Disposable Bailer
 Positive Air Displacement Extraction Pump Extraction Port
 Electric Submersible Other _____ Dedicated Tubing

Other: _____

$9.1 \text{ (Gals.)} \times 3 = 27.3 \text{ Gals.}$ 1 Case Volume Specified Volumes Calculated Volume	<table border="1" style="width: 100%; border-collapse: collapse; font-size: small;"> <tr> <th>Well Diameter</th> <th>Multiplier</th> <th>Well Diameter</th> <th>Multiplier</th> </tr> <tr> <td>1"</td> <td>0.04</td> <td>4"</td> <td>0.65</td> </tr> <tr> <td>2"</td> <td>0.16</td> <td>6"</td> <td>1.47</td> </tr> <tr> <td>3"</td> <td>0.37</td> <td>Other</td> <td>radius² * 0.163</td> </tr> </table>	Well Diameter	Multiplier	Well Diameter	Multiplier	1"	0.04	4"	0.65	2"	0.16	6"	1.47	3"	0.37	Other	radius ² * 0.163
Well Diameter	Multiplier	Well Diameter	Multiplier														
1"	0.04	4"	0.65														
2"	0.16	6"	1.47														
3"	0.37	Other	radius ² * 0.163														

Time	Temp (°F)	pH	Cond. (mS or <u>µS</u>)	Turbidity (NTUs)	Gals. Removed	Observations
1045	59.1	6.8	455.6	55	9.1	
1054	59.2	6.5	462.6	25	18.2	
1102	59.1	6.5	468.0	14	27.3	

Did well dewater? Yes No Gallons actually evacuated: 27.3

Sampling Date: 4/21/06 Sampling Time: 1110 Depth to Water: 6.15

Sample I.D.: MW-5 Laboratory: STL Other TA

Analyzed for: TPH-G BTEX MTBE TPH-D Other:

EB I.D. (if applicable): @ Duplicate I.D. (if applicable):

Analyzed for: TPH-G BTEX MTBE TPH-D Other:

D.O. (if req'd):	Pre-purge:	mg/L	Post-purge:	mg/L
O.R.P. (if req'd):	Pre-purge:	mV	Post-purge:	mV

SHELL WELL MONITORING DATA SHEET

BTS #: 060421-KM1	Site: 97088250
Sampler: K1	Date: 4/2/06
Well I.D.: MW-6	Well Diameter: 2 3 4 6 8 _____
Total Well Depth (TD): 19.65	Depth to Water (DTW): 6.34
Depth to Free Product:	Thickness of Free Product (feet):
Referenced to: <u>PVC</u> Grade	D.O. Meter (if req'd): YSI HACH
DTW with 80% Recharge [(Height of Water Column x 0.20) + DTW]: 9.00	

Purge Method: Bailer	Waterra	Sampling Method: <u>Bailer</u>
Disposable Bailer	Peristaltic	Disposable Bailer
Positive Air Displacement	Extraction Pump	Extraction Port
Electric <u>Submersible</u>	Other: _____	Dedicated Tubing
		Other: _____

$8.7 \text{ (Gals.)} \times 3 = 26.1 \text{ Gals.}$	<table border="1" style="width: 100%; border-collapse: collapse; text-align: center;"> <tr> <th>Well Diameter</th> <th>Multiplier</th> <th>Well Diameter</th> <th>Multiplier</th> </tr> <tr> <td>1"</td> <td>0.04</td> <td>4"</td> <td>0.65</td> </tr> <tr> <td>2"</td> <td>0.16</td> <td>6"</td> <td>1.47</td> </tr> <tr> <td>3"</td> <td>0.37</td> <td>Other</td> <td>radius² * 0.163</td> </tr> </table>	Well Diameter	Multiplier	Well Diameter	Multiplier	1"	0.04	4"	0.65	2"	0.16	6"	1.47	3"	0.37	Other	radius ² * 0.163
Well Diameter	Multiplier	Well Diameter	Multiplier														
1"	0.04	4"	0.65														
2"	0.16	6"	1.47														
3"	0.37	Other	radius ² * 0.163														
1 Case Volume	Specified Volumes	Calculated Volume															

Time	Temp (°F)	pH	Cond. (mS or μ S)	Turbidity (NTUs)	Gals. Removed	Observations
0937	57.3	6.7	480.0	70	8.7	
0938	57.5	6.6	482.7	199	17.4	
0946	57.7	6.6	480.1	563	26.1	

Did well dewater? Yes <input type="checkbox"/> No <input checked="" type="checkbox"/>	Gallons actually evacuated: 26.1	
Sampling Date: 4/2/06	Sampling Time: 0951	Depth to Water: 6.94
Sample I.D.: MW-6	Laboratory: STL <u>Other</u> TA	
Analyzed for: <u>TPH-G</u> <u>BTEX</u> <u>MTBE</u> TPH-D Other:		
EB I.D. (if applicable): @ Time	Duplicate I.D. (if applicable):	
Analyzed for: TPH-G BTEX MTBE TPH-D Other:		
D.O. (if req'd): Pre-purge: _____ mg/L	Post-purge: _____ mg/L	
O.R.P. (if req'd): Pre-purge: _____ mV	Post-purge: _____ mV	

SHELL WELL MONITORING DATA SHEET

BTS #: 060421-KM1	Site: 9788250
Sampler: KM	Date: 4/21/06
Well I.D.: MW-7	Well Diameter: 2 3 (4) 6 8
Total Well Depth (TD): 19.72	Depth to Water (DTW): 6.66
Depth to Free Product:	Thickness of Free Product (feet):
Referenced to: <input checked="" type="checkbox"/> Grade	D.O. Meter (if req'd): YSI HACH
DTW with 80% Recharge [(Height of Water Column x 0.20) + DTW]: 9.27	

Purge Method: Bailer Watera Sampling Method: Bailer
 Disposable Bailer Peristaltic Disposable Bailer
 Positive Air Displacement Extraction Pump Extraction Port
 Electric Submersible Other: _____ Dedicated Tubing
 Other: _____

8.5 (Gals.) X 3 = 25.5 Gals.
 1 Case Volume Specified Volumes Calculated Volume

Well Diameter	Multiplier	Well Diameter	Multiplier
1"	0.04	4"	0.65
2"	0.16	6"	1.47
3"	0.37	Other	radius ² * 0.163

Time	Temp (°F)	pH	Cond. (mS or μ S)	Turbidity (NTUs)	Gals. Removed	Observations
0907	57.8	6.6	606.9	414	8.5	
0909	58.1	6.6	732.9	206	17	
0911	58.1	6.6	719.6	406	25.5	

Did well dewater? Yes No Gallons actually evacuated: 25.5

Sampling Date: 4/21/06 Sampling Time: 0921 Depth to Water: 9.06

Sample I.D.: MW-7 Laboratory: STL TA

Analyzed for: TPH-G BTEX MTBE TPH-D Other:

EB I.D. (if applicable): @ Time Duplicate I.D. (if applicable):

Analyzed for: TPH-G BTEX MTBE TPH-D Other:

D.O. (if req'd):	Pre-purge:	mg/L	Post-purge:	mg/L
O.R.P. (if req'd):	Pre-purge:	mV	Post-purge:	mV

SHELL WELL MONITORING DATA SHEET

BTS #: <u>060421441</u>	Site: <u>97088250</u>
Sampler: <u>KM</u>	Date: <u>4/21/06</u>
Well I.D.: <u>VW/MW-2</u>	Well Diameter: <u>Ø</u> 3 4 6 8 _____
Total Well Depth (TD): <u>22.12</u>	Depth to Water (DTW): <u>5.99</u>
Depth to Free Product:	Thickness of Free Product (feet):
Referenced to: <u>KVC</u> Grade	D.O. Meter (if req'd): YSI HACH
DTW with 80% Recharge [(Height of Water Column x 0.20) + DTW]: <u>9.21</u>	

Purge Method: <u>Bailer</u> Disposable Bailer Positive <u>Air</u> Displacement Electric Submersible	Watterra Peristaltic Extraction Pump Other _____	Sampling Method: <u>Bailer</u> Disposable Bailer Extraction Port Dedicated Tubing Other: _____
--	---	--

$\underline{2.6} \text{ (Gals.)} \times \underline{3} = \underline{7.8} \text{ Gals.}$	<table border="1" style="width: 100%; border-collapse: collapse; font-size: small;"> <thead> <tr> <th>Well Diameter</th> <th>Multiplier</th> <th>Well Diameter</th> <th>Multiplier</th> </tr> </thead> <tbody> <tr> <td>1"</td> <td>0.04</td> <td>4"</td> <td>0.65</td> </tr> <tr> <td>2"</td> <td>0.16</td> <td>6"</td> <td>1.47</td> </tr> <tr> <td>3"</td> <td>0.37</td> <td>Other</td> <td>radius² * 0.163</td> </tr> </tbody> </table>	Well Diameter	Multiplier	Well Diameter	Multiplier	1"	0.04	4"	0.65	2"	0.16	6"	1.47	3"	0.37	Other	radius ² * 0.163
Well Diameter	Multiplier	Well Diameter	Multiplier														
1"	0.04	4"	0.65														
2"	0.16	6"	1.47														
3"	0.37	Other	radius ² * 0.163														
I Case Volume	Specified Volumes	Calculated Volume															

Time	Temp (°F)	pH	Cond. (mS or μ S)	Turbidity (NTUs)	Gals. Removed	Observations
<u>1018</u>	<u>60.3</u>	<u>6.7</u>	<u>669.6</u>	<u>504</u>	<u>2.6</u>	
<u>1021</u>	<u>60.5</u>	<u>6.7</u>	<u>683.8</u>	<u>277</u>	<u>5.2</u>	
<u>1024</u>	<u>60.7</u>	<u>6.7</u>	<u>680.9</u>	<u>160</u>	<u>7.8</u>	

Did well dewater? Yes <input type="checkbox"/> No <input checked="" type="checkbox"/>	Gallons actually evacuated: <u>7.8</u>	
Sampling Date: <u>4/21/06</u>	Sampling Time: <u>1032</u>	Depth to Water: <u>7.94</u>
Sample I.D.: <u>VW/MW-2</u>	Laboratory: STL <u>Other</u> <u>TA</u>	
Analyzed for: <u>TPH-G</u> <u>BTEX</u> <u>MTBE</u> TPH-D Other:		
EB I.D. (if applicable): _____ @ _____ Time	Duplicate I.D. (if applicable): _____	
Analyzed for: TPH-G BTEX MTBE TPH-D Other:		
D.O. (if req'd): Pre-purge: _____ mg/L	Post-purge: _____ mg/L	
O.R.P. (if req'd): Pre-purge: _____ mV	Post-purge: _____ mV	

SHELL WELL MONITORING DATA SHEET

BTS #: 060421-1411	Site: 97088250
Sampler: KN	Date: 4/21/06
Well I.D.: VW/MW-4	Well Diameter: 2 3 4 6 8 ____
Total Well Depth (TD): 17.97	Depth to Water (DTW): 5.69
Depth to Free Product:	Thickness of Free Product (feet):
Referenced to: <u>PVC</u> Grade	D.O. Meter (if req'd): YSI HACH
DTW with 80% Recharge [(Height of Water Column x 0.20) + DTW]: 8.14	

Purge Method: Bailer Waterra Sampling Method: Bailer
 Disposable Bailer Peristaltic Disposable Bailer
 Positive Air Displacement Extraction Pump Extraction Port
 Electric Submersible Other _____ Dedicated Tubing

Other: _____

$2.0 \text{ (Gals.)} \times 3 = 6.0 \text{ Gals.}$ 1 Case Volume Specified Volumes Calculated Volume	<table border="1" style="width: 100%; border-collapse: collapse;"> <thead> <tr> <th>Well Diameter</th> <th>Multiplier</th> <th>Well Diameter</th> <th>Multiplier</th> </tr> </thead> <tbody> <tr> <td>1"</td> <td>0.04</td> <td>4"</td> <td>0.65</td> </tr> <tr> <td>2"</td> <td>0.16</td> <td>6"</td> <td>1.47</td> </tr> <tr> <td>3"</td> <td>0.37</td> <td>Other</td> <td>radius² * 0.163</td> </tr> </tbody> </table>	Well Diameter	Multiplier	Well Diameter	Multiplier	1"	0.04	4"	0.65	2"	0.16	6"	1.47	3"	0.37	Other	radius ² * 0.163
Well Diameter	Multiplier	Well Diameter	Multiplier														
1"	0.04	4"	0.65														
2"	0.16	6"	1.47														
3"	0.37	Other	radius ² * 0.163														

Time	Temp (°F)	pH	Cond. (mS or μ S)	Turbidity (NTUs)	Gals. Removed	Observations
0958	59.9	6.6	646.7	>1000	2	
1000	60.2	6.6	630.9	>1000	4	
1002	61.1	6.6	664.6	>1000	6	

Did well dewater? Yes No Gallons actually evacuated: 6

Sampling Date: 4/21/06 Sampling Time: 1008 Depth to Water: 7.75

Sample I.D.: VW/MW-4 Laboratory: STL Other TA

Analyzed for: TPH-G BTEX MTBE TPH-D Other: _____

EB I.D. (if applicable): _____ @ _____ Time Duplicate I.D. (if applicable): _____

Analyzed for: TPH-G BTEX MTBE TPH-D Other: _____

D.O. (if req'd):	Pre-purge:	mg/L	Post-purge:	mg/L
O.R.P. (if req'd):	Pre-purge:	mV	Post-purge:	mV

SHELL WELL MONITORING DATA SHEET

BTS #: 060421K11	Site: 97088250
Sampler: KH	Date: 4/21/06
Well I.D.: VJ/AS-1	Well Diameter: 2 3 4 6 8 ①
Total Well Depth (TD): 19.60	Depth to Water (DTW): 6.44
Depth to Free Product:	Thickness of Free Product (feet):
Referenced to: <input checked="" type="checkbox"/> VC Grade	D.O. Meter (if req'd): YSI HACH
DTW with 80% Recharge [(Height of Water Column x 0.20) + DTW]: 9.07	

Purge Method: <input type="checkbox"/> Bailer <input type="checkbox"/> Disposable Bailer <input type="checkbox"/> Positive Air Displacement <input type="checkbox"/> Electric Submersible	Wattera: <input type="checkbox"/> Peristaltic <input checked="" type="checkbox"/> <u>New Extraction Pump</u> <input checked="" type="checkbox"/> <u>Other Tubing w/ check valve</u>	Sampling Method: <input type="checkbox"/> Bailer <input type="checkbox"/> Disposable Bailer <input type="checkbox"/> Extraction Port <input type="checkbox"/> Dedicated Tubing Other: <input checked="" type="checkbox"/> <u>New Tubing w/ check valve</u>
--	---	--

0.6 (Gals.) X 3 = 1.8 Gals. I Case Volume Specified Volumes Calculated Volume	<table border="1" style="width: 100%; border-collapse: collapse;"> <thead> <tr> <th>Well Diameter</th> <th>Multiplier</th> <th>Well Diameter</th> <th>Multiplier</th> </tr> </thead> <tbody> <tr> <td>1"</td> <td>0.04</td> <td>4"</td> <td>0.65</td> </tr> <tr> <td>2"</td> <td>0.16</td> <td>6"</td> <td>1.47</td> </tr> <tr> <td>3"</td> <td>0.37</td> <td>Other</td> <td>radius² * 0.163</td> </tr> </tbody> </table>	Well Diameter	Multiplier	Well Diameter	Multiplier	1"	0.04	4"	0.65	2"	0.16	6"	1.47	3"	0.37	Other	radius ² * 0.163
Well Diameter	Multiplier	Well Diameter	Multiplier														
1"	0.04	4"	0.65														
2"	0.16	6"	1.47														
3"	0.37	Other	radius ² * 0.163														

Time	Temp (°F)	pH	Cond. (mS or μ S)	Turbidity (NTUs)	Gals. Removed	Observations
1121	63.0	6.7	1050	551	0.6	
1124	63.8	6.7	1079	688	1.2	
1127	64.1	6.7	1091	71000	1.8	

Did well dewater? Yes No Gallons actually evacuated: 1.8

Sampling Date: 4/21/06 Sampling Time: 1135 Depth to Water: 6.69

Sample I.D.: VJ/AS-1 Laboratory: STL TA

Analyzed for: TRL BTEX MTBE TPH-D Other:

EB I.D. (if applicable): @ Time Duplicate I.D. (if applicable):

Analyzed for: TPH-G BTEX MTBE TPH-D Other:

D.O. (if req'd): Pre-purge: mg/L Post-purge: mg/L

O.R.P. (if req'd): Pre-purge: mV Post-purge: mV

WELL GAUGING DATA

Project # 060309-SL2 Date 3/9/06 Client Shell

Site 1730 14th Oakland

Well ID	Well Size (in.)	Sheen / Odor	Depth to Immiscible Liquid (ft.)	Thickness of Immiscible Liquid (ft.)	Volume of Immiscibles Removed (ml)	Depth to water (ft.)	Depth to well bottom (ft.)	Survey Point: TOB or TOC	
MW-1	2	removed stinger to gauge + sample			sample	7.65	21.05	↓	S
MW-2	2					7.70	22.00		A
MW-3	2					6.45	18.70		A
MW-4	2				6.55	20.10	A		
MW-5	4	removed stinger to gauge + sample				7.15	19.70		S
MW-6	4					7.25	19.60		S
MW-7	4				7.70	19.75	S		
VW/MW-2	2	removed stinger to gauge + sample				7.35	22.05		S
VW/MW-4	2					6.75	18.25		S
VW/AS-1	1					7.40	19.50		S
VW/AS-2	1					6.95	20.00		↓ A A A
A → monthly event gauging mistake									

SHELL WELL MONITORING DATA SHEET

BTS #: <u>060309-SLZ</u>	Site: <u>97088250</u>
Sampler: <u>SHAWN</u>	Date: <u>3/9/06</u>
Well I.D.: <u>MW-1</u>	Well Diameter <u>2</u> 3 4 6 8 _____
Total Well Depth (TD): <u>21.05</u>	Depth to Water (DTW): <u>7.65</u>
Depth to Free Product:	Thickness of Free Product (feet):
Referenced to: <u>PVC</u> Grade	D.O. Meter (if req'd): YSI HACH
DTW with 80% Recharge [(Height of Water Column x 0.20) + DTW]: <u>10.33</u>	

Purge Method: <input checked="" type="checkbox"/> Bailer	Waterra	Sampling Method: <input checked="" type="checkbox"/> Bailer
Disposable Bailer	Peristaltic	Disposable Bailer
Positive Air Displacement	Extraction Pump	Extraction Port
Electric Submersible	Other: _____	Dedicated Tubing
		Other: _____

<u>2.1</u> (Gals.) X <u>3</u> = <u>6.3</u> Gals.	Well Diameter	Multiplier	Well Diameter	Multiplier
1 Case Volume	Specified Volumes	Calculated Volume	1"	0.04
			2"	0.16
			3"	0.37
			Other	radius ² * 0.163

Time	Temp (°F)	pH	Cond. (mS or μ S)	Turbidity (NTUs)	Gals. Removed	Observations
1500	64.3	6.8	1302	788	2.1	Orange
1505	63.8	6.4	1164	851	4.2	"
1510	64.7	6.4	1133	902	6.3	"

Did well dewater? Yes No Gallons actually evacuated: 6.3

Sampling Date: 3/9/06 Sampling Time: 1515 Depth to Water: 7.90

Sample I.D.: MW-1 Laboratory: STL Other TA

Analyzed for: TPH-G BTEX MTBE TPH-D Other: See Scope

EB I.D. (if applicable): _____ @ _____ Time Duplicate I.D. (if applicable): _____

Analyzed for: TPH-G BTEX MTBE TPH-D Other: _____

D.O. (if req'd): Pre-purge:	<u> </u> mg/L	Post-purge:	<u> </u> mg/L
O.R.P. (if req'd): Pre-purge:	<u> </u> mV	Post-purge:	<u> </u> mV

SHELL WELL MONITORING DATA SHEET

BTS #: <u>060309-SLZ</u>	Site: <u>97088250</u>
Sampler: <u>SHAWN</u>	Date: <u>3/9/06</u>
Well I.D.: <u>MW-5</u>	Well Diameter: 2 3 <input checked="" type="radio"/> 6 8 _____
Total Well Depth (TD): <u>19.70</u>	Depth to Water (DTW): <u>7.15</u>
Depth to Free Product:	Thickness of Free Product (feet):
Referenced to: <input checked="" type="checkbox"/> PVC <input type="checkbox"/> Grade	D.O. Meter (if req'd): YSI <input type="checkbox"/> HACH
DTW with 80% Recharge [(Height of Water Column x 0.20) + DTW]: <u>9.66</u>	

Purge Method: Bailer Watera Sampling Method: Bailer
 Disposable Bailer Peristaltic Disposable Bailer
 Positive Air Displacement Extraction Pump Extraction Port
 Electric Submersible Other _____ Dedicated Tubing

Other: _____

<u>8.2</u> (Gals.) X	<u>3</u> Specified Volumes	= <u>24.6</u> Gals. Calculated Volume																	
		<table border="1" style="width: 100%; border-collapse: collapse; font-size: small;"> <thead> <tr> <th>Well Diameter</th> <th>Multiplier</th> <th>Well Diameter</th> <th>Multiplier</th> </tr> </thead> <tbody> <tr> <td>1"</td> <td>0.04</td> <td>4"</td> <td>0.65</td> </tr> <tr> <td>2"</td> <td>0.16</td> <td>6"</td> <td>1.47</td> </tr> <tr> <td>3"</td> <td>0.37</td> <td>Other</td> <td>radius² * 0.163</td> </tr> </tbody> </table>		Well Diameter	Multiplier	Well Diameter	Multiplier	1"	0.04	4"	0.65	2"	0.16	6"	1.47	3"	0.37	Other	radius ² * 0.163
Well Diameter	Multiplier	Well Diameter	Multiplier																
1"	0.04	4"	0.65																
2"	0.16	6"	1.47																
3"	0.37	Other	radius ² * 0.163																

Time	Temp (°F)	pH	Cond. (mS or <input checked="" type="radio"/> µS)	Turbidity (NTUs)	Gals. Removed	Observations
<u>1635</u>	<u>65.2</u>	<u>6.9</u>	<u>1867</u>	<u>89</u>	<u>8.2</u>	<u>odor</u>
<u>1645</u>	<u>66.3</u>	<u>6.6</u>	<u>1739</u>	<u>71</u>	<u>16.4</u>	<u> </u>
<u>1655</u>	<u>65.9</u>	<u>6.6</u>	<u>1703</u>	<u>36</u>	<u>24.6</u>	<u> </u>

Did well dewater? Yes No Gallons actually evacuated: 24.6

Sampling Date: 3/9/06 Sampling Time: 1700 Depth to Water: 9.10

Sample I.D.: MW-5 Laboratory: STL Other TA

Analyzed for: TPH-G BTEX MTBE TPH-D Other: See Scope

EB I.D. (if applicable): @ _____ Time Duplicate I.D. (if applicable): _____

Analyzed for: TPH-G BTEX MTBE TPH-D Other: _____

D.O. (if req'd):	Pre-purge:		mg/L	Post-purge:		mg/L
O.R.P. (if req'd):	Pre-purge:		mV	Post-purge:		mV

SHELL WELL MONITORING DATA SHEET

BTS #: <u>060309-SLZ.</u>	Site: <u>97088250</u>
Sampler: <u>SHAWN</u>	Date: <u>3/9/06</u>
Well I.D.: <u>MW-6</u>	Well Diameter: 2 3 <u>4</u> 6 8
Total Well Depth (TD): <u>19.60</u>	Depth to Water (DTW): <u>7.25</u>
Depth to Free Product:	Thickness of Free Product (feet):
Referenced to: <u>PVC</u> Grade	D.O. Meter (if req'd): <u>YSI</u> HACH
DTW with 80% Recharge [(Height of Water Column x 0.20) + DTW]: <u>9.72</u>	

Purge Method: Bailer Waterra Sampling Method: Bailer
 Disposable Bailer Peristaltic Disposable Bailer
 Positive Air Displacement Extraction Pump Extraction Port
 Electric Submersible Other _____ Dedicated Tubing
 Other: _____

$\underline{8.0} \text{ (Gals.)} \times \underline{3} = \underline{24.0} \text{ Gals.}$ I Case Volume Specified Volumes Calculated Volume	<table border="1" style="width: 100%; border-collapse: collapse;"> <thead> <tr> <th>Well Diameter</th> <th>Multiplier</th> <th>Well Diameter</th> <th>Multiplier</th> </tr> </thead> <tbody> <tr> <td>1"</td> <td>0.04</td> <td>4"</td> <td>0.65</td> </tr> <tr> <td>2"</td> <td>0.16</td> <td>6"</td> <td>1.47</td> </tr> <tr> <td>3"</td> <td>0.37</td> <td>Other</td> <td>radius² * 0.163</td> </tr> </tbody> </table>	Well Diameter	Multiplier	Well Diameter	Multiplier	1"	0.04	4"	0.65	2"	0.16	6"	1.47	3"	0.37	Other	radius ² * 0.163
Well Diameter	Multiplier	Well Diameter	Multiplier														
1"	0.04	4"	0.65														
2"	0.16	6"	1.47														
3"	0.37	Other	radius ² * 0.163														

Time	Temp (°F)	pH	Cond. (mS or μ S)	Turbidity (NTUs)	Gals. Removed	Observations
<u>1445</u>	<u>63.2</u>	<u>6.5</u>	<u>632</u>	<u>134</u>	<u>8</u>	
<u>1447</u>	<u>63.7</u>	<u>6.6</u>	<u>813</u>	<u>305</u>	<u>16</u>	
<u>1448</u>	<u>64.4</u>	<u>6.6</u>	<u>794</u>	<u>382</u>	<u>24</u>	

Did well dewater? Yes No Gallons actually evacuated: 24

Sampling Date: 3/9/06 Sampling Time: 1455 Depth to Water: 8.55

Sample I.D.: MW-6 Laboratory: STL Other: TA

Analyzed for: TPH-G BTEX MTBE TPH-D Other: See Scope

EB I.D. (if applicable): _____ @ _____ Time Duplicate I.D. (if applicable): _____

Analyzed for: TPH-G BTEX MTBE TPH-D Other: _____

D.O. (if req'd):	Pre-purge:	mg/L	Post-purge:	mg/L
O.R.P. (if req'd):	Pre-purge:	mV	Post-purge:	mV

SHELL WELL MONITORING DATA SHEET

BTS #: <u>060309-SL2</u>	Site: <u>97088250</u>
Sampler: <u>SHAWN</u>	Date: <u>3/9/06</u>
Well I.D.: <u>MW-7</u>	Well Diameter: 2 3 <u>4</u> 6 8
Total Well Depth (TD): <u>19.75</u>	Depth to Water (DTW): <u>7.70</u>
Depth to Free Product:	Thickness of Free Product (feet):
Referenced to: <u>PVC</u> Grade	D.O. Meter (if req'd): YSI HACH
DTW with 80% Recharge [(Height of Water Column x 0.20) + DTW]: <u>10.11</u>	

Purge Method: Bailer Disposable Bailer Positive Air Displacement Electric Submersible

Water: Peristaltic Extraction Pump Other _____

Sampling Method: Bailer Disposable Bailer Extraction Port Dedicated Tubing

Other: _____

7.8 (Gals.) X 3 = 23.4 Gals.

1 Case Volume Specified Volumes Calculated Volume

Well Diameter	Multiplier	Well Diameter	Multiplier
1"	0.04	4"	0.65
2"	0.16	6"	1.47
3"	0.37	Other	radius ² * 0.163

Time	Temp (°F)	pH	Cond. (mS or <u>µS</u>)	Turbidity (NTUs)	Gals. Removed	Observations
<u>1430</u>	<u>64.2</u>	<u>6.9</u>	<u>702</u>	<u>91</u>	<u>7.8</u>	
<u>1432</u>	<u>63.8</u>	<u>6.8</u>	<u>691</u>	<u>186</u>	<u>15.6</u>	
<u>1433</u>	<u>63.9</u>	<u>6.8</u>	<u>739</u>	<u>344</u>	<u>23.4</u>	

Did well dewater? Yes No Gallons actually evacuated: 234

Sampling Date: 3/9/06 Sampling Time: 1440 Depth to Water: _____

Sample I.D.: MW-7 Laboratory: STL Other: TA

Analyzed for: TPH-G BTEX MTBE TPH-D Other: See Scope

EB I.D. (if applicable): _____ @ _____ Time Duplicate I.D. (if applicable): _____

Analyzed for: TPH-G BTEX MTBE TPH-D Other: _____

D.O. (if req'd):	Pre-purge:	mg/L	Post-purge:	mg/L
O.R.P. (if req'd):	Pre-purge:	mV	Post-purge:	mV

SHELL WELL MONITORING DATA SHEET

BTS #: <u>060309 SLZ</u>	Site: <u>97088250</u>
Sampler: <u>Shawn</u>	Date: <u>3/9/06</u>
Well I.D.: <u>VW/MW-2</u>	Well Diameter: <u>2</u> 3 4 6 8 _____
Total Well Depth (TD): <u>2205'</u>	Depth to Water (DTW): <u>7.35'</u>
Depth to Free Product:	Thickness of Free Product (feet):
Referenced to: <u>PVC</u> Grade	D.O. Meter (if req'd): YSI HACH
DTW with 80% Recharge [(Height of Water Column x 0.20) + DTW]: <u>10.29'</u>	

Purge Method: Bailer Watera Sampling Method: Bailer
 Disposable Bailer Peristaltic Disposable Bailer
 Positive Air Displacement Extraction Pump Extraction Port
 Electric Submersible Other _____ Dedicated Tubing
 Other: _____

<u>2.4</u> (Gals.) X	<u>3</u> Specified Volumes	<u>7.2</u> Gals. Calculated Volume	
----------------------	----------------------------	------------------------------------	--

Well Diameter	Multiplier	Well Diameter	Multiplier
1"	0.04	4"	0.65
2"	0.16	6"	1.47
3"	0.37	Other	radius ² * 0.163

Time	Temp (°F)	pH	Cond. (mS or <u>µS</u>)	Turbidity (NTUs)	Gals. Removed	Observations
<u>1545</u>	<u>65.3</u>	<u>6.9</u>	<u>977</u>	<u>>1000</u>	<u>2.4</u>	<u>orange brown</u>
<u>1550</u>	<u>66.1</u>	<u>6.5</u>	<u>896</u>	<u>>1000</u>	<u>4.8</u>	<u>l'</u>
<u>1555</u>	<u>67.2</u>	<u>6.6</u>	<u>873</u>	<u>>1000</u>	<u>7.2</u>	<u>l'</u>

Did well dewater? Yes No Gallons actually evacuated: 7.2

Sampling Date: 3/9/06 Sampling Time: 1600 Depth to Water: 8.65

Sample I.D.: VW/MW-2 Laboratory: STL Other _____

Analyzed for: TPH-G BTEX MTBE TPH-D Other: See Scope

EB I.D. (if applicable): _____ @ _____ Time Duplicate I.D. (if applicable): _____

Analyzed for: TPH-G BTEX MTBE TPH-D Other: _____

D.O. (if req'd):	Pre-purge:	mg/L	Post-purge:	mg/L
O.R.P. (if req'd):	Pre-purge:	mV	Post-purge:	mV

SHELL WELL MONITORING DATA SHEET

BTS #: <u>060309-SUZ</u>	Site: <u>97088250</u>
Sampler: <u>SHAWN</u>	Date: <u>3/9/06</u>
Well I.D.: <u>VW/MW-4</u>	Well Diameter: <u>(2)</u> 3 4 6 8 _____
Total Well Depth (TD): <u>18.25'</u>	Depth to Water (DTW): <u>6.75</u>
Depth to Free Product:	Thickness of Free Product (feet):
Referenced to: <u>PVC</u> Grade	D.O. Meter (if req'd): YSI HACH
DTW with 80% Recharge [(Height of Water Column x 0.20) + DTW]: <u>9.05</u>	

Purge Method: Bailer Watera Sampling Method: Bailer
 Disposable Bailer Peristaltic Disposable Bailer
 Positive Air Displacement Extraction Pump Extraction Port
 Electric Submersible Other _____ Dedicated Tubing
 Other: _____

<u>1.8</u> (Gals.) X	<u>3</u>	<u>= 5.4</u> Gals.	
1 Case Volume	Specified Volumes	Calculated Volume	

Well Diameter	Multiplier	Well Diameter	Multiplier
1"	0.04	4"	0.65
2"	0.16	6"	1.47
3"	0.37	Other	radius ² * 0.163

Time	Temp (°F)	pH	Cond. (mS or <u>µS</u>)	Turbidity (NTUs)	Gals. Removed	Observations
<u>1525</u>	<u>64.2</u>	<u>6.9</u>	<u>1365</u>	<u>>1000</u>	<u>1.8</u>	
<u>1528</u>	<u>67.6</u>	<u>6.6</u>	<u>1282</u>	<u>>1000</u>	<u>3.6</u>	
<u>1531</u>	<u>67.2</u>	<u>6.7</u>	<u>1276</u>	<u>>1000</u>	<u>5.4</u>	

Did well dewater? Yes No Gallons actually evacuated: 5.4

Sampling Date: 3/9/06 Sampling Time: 1535 Depth to Water: 7.35

Sample I.D.: VW/MW-4 Laboratory: STL Other TA

Analyzed for: TPH-G BTEX MTBE TPH-D Other: See Scope

EB I.D. (if applicable): @ _____ Time Duplicate I.D. (if applicable): _____

Analyzed for: TPH-G BTEX MTBE TPH-D Other: _____

D.O. (if req'd):	Pre-purge:	mg/L	Post-purge:	mg/L
O.R.P. (if req'd):	Pre-purge:	mV	Post-purge:	mV

SHELL WELL MONITORING DATA SHEET

BTS #: <u>060309-SL2</u>	Site: <u>97088250</u>
Sampler: <u>SHAWN</u>	Date: <u>3/9/06</u>
Well I.D.: <u>VW/AS-1</u>	Well Diameter: 2 3 4 6 8 <u>10</u>
Total Well Depth (TD): <u>19.50</u>	Depth to Water (DTW): <u>7.40</u>
Depth to Free Product:	Thickness of Free Product (feet):
Referenced to: <u>PVC</u> Grade	D.O. Meter (if req'd): YSI HACH
DTW with 80% Recharge [(Height of Water Column x 0.20) + DTW]: <u>9.82</u>	

Purge Method: <input checked="" type="checkbox"/> Bailer <input type="checkbox"/> Disposable Bailer <input type="checkbox"/> Positive Air Displacement <input type="checkbox"/> Electric Submersible	Waterra <input type="checkbox"/> Peristaltic <input type="checkbox"/> Extraction Pump Other: <u>5/8" tube</u>	Sampling Method: <input checked="" type="checkbox"/> Bailer <input type="checkbox"/> Disposable Bailer <input type="checkbox"/> Extraction Port <input checked="" type="checkbox"/> Dedicated Tubing <u>5/8"</u> Other:
---	--	---

$0.5 \text{ (Gals.)} \times 3 = 1.5 \text{ Gals.}$ I Case Volume Specified Volumes Calculated Volume	<table border="1" style="width: 100%; border-collapse: collapse; font-size: small;"> <thead> <tr> <th>Well Diameter</th> <th>Multiplier</th> <th>Well Diameter</th> <th>Multiplier</th> </tr> </thead> <tbody> <tr> <td>1"</td> <td>0.04</td> <td>4"</td> <td>0.65</td> </tr> <tr> <td>2"</td> <td>0.16</td> <td>6"</td> <td>1.47</td> </tr> <tr> <td>3"</td> <td>0.37</td> <td>Other</td> <td>radius² * 0.163</td> </tr> </tbody> </table>	Well Diameter	Multiplier	Well Diameter	Multiplier	1"	0.04	4"	0.65	2"	0.16	6"	1.47	3"	0.37	Other	radius ² * 0.163
Well Diameter	Multiplier	Well Diameter	Multiplier														
1"	0.04	4"	0.65														
2"	0.16	6"	1.47														
3"	0.37	Other	radius ² * 0.163														

Time	Temp (°F)	pH	Cond. (mS or <u>µS</u>)	Turbidity (NTUs)	Gals. Removed	Observations
<u>1610</u>	<u>65.2</u>	<u>6.9</u>	<u>1072</u>	<u>>1000</u>	<u>0.5</u>	<u>odor</u>
<u>1615</u>	<u>66.3</u>	<u>6.8</u>	<u>1064</u>	<u>>1000</u>	<u>1</u>	<u> </u>
<u>1620</u>	<u>66.5</u>	<u>6.8</u>	<u>1043</u>	<u>>1000</u>	<u>1.5</u>	<u> </u>

Did well dewater? Yes <input type="checkbox"/> No <input checked="" type="checkbox"/>	Gallons actually evacuated: <u>1.5</u>	
Sampling Date: <u>3/9/06</u>	Sampling Time: <u>1625</u>	Depth to Water: <u>7.90</u>
Sample I.D.: <u>VW/AS-1</u>	Laboratory: STL	Other: <u>TA</u>
Analyzed for: TPH-G BTEX MTBE TPH-D	Other: <u>See Scope</u>	
EB I.D. (if applicable): @ Time	Duplicate I.D. (if applicable):	
Analyzed for: TPH-G BTEX MTBE TPH-D	Other:	
D.O. (if req'd): Pre-purge: _____ mg/L	Post-purge: _____ mg/L	
O.R.P. (if req'd): Pre-purge: _____ mV	Post-purge: _____ mV	

WELL GAUGING DATA

Project # 060223-DRI Date 2/23/06 Client 97088250

Site 1230 14th Street Oakland CA

Well ID	Well Size (in.)	Sheen / Odor	Depth to Immiscible Liquid (ft.)	Thickness of Immiscible Liquid (ft.)	Volume of Immiscibles Removed (ml)	Depth to water (ft.)	Depth to well bottom (ft.)	Survey Point: TOB or TOG
MW-1	2					9.60	21.09	
MW-5	4					9.22	19.65	
MW-8	4					9.54	19.63	
MW-9	4					10.03	19.68	
VW/MW-2	2					9.42	22.08	
VW/MW-4	2					8.77	18.16	
VW/AS-1	1					9.33	19.55	

SHELL WELL MONITORING DATA SHEET

BTS #: 060223-DR1	Site: 97088250
Sampler: DR	Date: 2/23/06
Well I.D.: MW-1	Well Diameter: <input checked="" type="radio"/> 3 <input type="radio"/> 4 <input type="radio"/> 6 <input type="radio"/> 8 _____
Total Well Depth (TD): 21.09	Depth to Water (DTW): 9.60
Depth to Free Product:	Thickness of Free Product (feet):
Referenced to: <input checked="" type="radio"/> PVC <input type="radio"/> Grade	D.O. Meter (if req'd): YSI HACH
DTW with 80% Recharge [(Height of Water Column x 0.20) + DTW]: 11.90	

Purge Method: <input checked="" type="checkbox"/> Bailer	Water: <input type="checkbox"/> Peristaltic	Sampling Method: <input checked="" type="checkbox"/> Bailer
<input type="checkbox"/> Disposable Bailer	<input type="checkbox"/> Extraction Pump	<input type="checkbox"/> Disposable Bailer
<input type="checkbox"/> Positive Air Displacement	<input type="checkbox"/> Other _____	<input type="checkbox"/> Extraction Port
<input type="checkbox"/> Electric Submersible		<input type="checkbox"/> Dedicated Tubing
		Other: _____

1.8 (Gals.) X	3	= 5.4 Gals.
I Case Volume	Specified Volumes	Calculated Volume

Well Diameter	Multiplier	Well Diameter	Multiplier
1"	0.04	4"	0.65
2"	0.16	6"	1.47
3"	0.37	Other	radius ² * 0.163

Time	Temp (°F)	pH	Cond. (mS or <input checked="" type="radio"/> μ S)	Turbidity (NTUs)	Gals. Removed	Observations
938	60.5	7.0	539	815	1.8	orange / cloudy
942	61.2	6.9	517	> 1000	3.6	cloudy
946	61.5	6.9	511	> 1000	5.4	11

Did well dewater? Yes No Gallons actually evacuated: 5.4

Sampling Date: 2/23/06 Sampling Time: 950 Depth to Water: 10.27

Sample I.D.: MW-1 Laboratory: STL Other: TA

Analyzed for: TPH-G BTEX MTBE TPH-D Other:

EB I.D. (if applicable): @ Time Duplicate I.D. (if applicable):

Analyzed for: TPH-G BTEX MTBE TPH-D Other:

D.O. (if req'd):	Pre-purge:	mg/L	Post-purge:	mg/L
O.R.P. (if req'd):	Pre-purge:	mV	Post-purge:	mV

SHELL WELL MONITORING DATA SHEET

BTS #: 060223-DA1	Site: 97088250
Sampler: DA	Date: 2/23/06
Well I.D.: MW-5	Well Diameter: 2 3 (4) 6 8
Total Well Depth (TD): 19.65	Depth to Water (DTW): 9.22
Depth to Free Product:	Thickness of Free Product (feet):
Referenced to: PVC Grade	D.O. Meter (if req'd): YSI HACH
DTW with 80% Recharge [(Height of Water Column x 0.20) + DTW]: 11.31	

Purge Method: Bailer Disposable Bailer <input checked="" type="checkbox"/> Positive Air Displacement Electric Submersible	Waterra Peristaltic Extraction Pump Other _____	Sampling Method: <input checked="" type="checkbox"/> Bailer Disposable Bailer Extraction Port Dedicated Tubing Other: _____
--	--	---

$6.8 \text{ (Gals.)} \times 3 = 20.4 \text{ Gals.}$ 1 Case Volume Specified Volumes Calculated Volume	<table border="1" style="width: 100%; border-collapse: collapse; font-size: small;"> <thead> <tr> <th>Well Diameter</th> <th>Multiplier</th> <th>Well Diameter</th> <th>Multiplier</th> </tr> </thead> <tbody> <tr> <td>1"</td> <td>0.04</td> <td>4"</td> <td>0.65</td> </tr> <tr> <td>2"</td> <td>0.16</td> <td>6"</td> <td>1.47</td> </tr> <tr> <td>3"</td> <td>0.37</td> <td>Other</td> <td>radius² * 0.163</td> </tr> </tbody> </table>	Well Diameter	Multiplier	Well Diameter	Multiplier	1"	0.04	4"	0.65	2"	0.16	6"	1.47	3"	0.37	Other	radius ² * 0.163
Well Diameter	Multiplier	Well Diameter	Multiplier														
1"	0.04	4"	0.65														
2"	0.16	6"	1.47														
3"	0.37	Other	radius ² * 0.163														

Time	Temp (°F)	pH	Cond. (mS or μ S)	Turbidity (NTUs)	Gals. Removed	Observations
1223	64.0	6.8	1620	147	6.8	clear
1233	63.0	6.8	1647	17	13.6	"
1243	63.6	6.8	1640	9	20.4	"

Did well dewater? Yes No Gallons actually evacuated: 20.4

Sampling Date: 2/23/06 Sampling Time: 1250 Depth to Water: 11.23

Sample I.D.: MW-5 Laboratory: STL Other: TA

Analyzed for: TPH-G BTEX MTBE TPH-D Other:

EB I.D. (if applicable): @ Time Duplicate I.D. (if applicable):

Analyzed for: TPH-G BTEX MTBE TPH-D Other:

D.O. (if req'd):	Pre-purge:	mg/L	Post-purge:	mg/L
O.R.P. (if req'd):	Pre-purge:	mV	Post-purge:	mV

SHELL WELL MONITORING DATA SHEET

BTS #: 060223-DRI	Site: 97088250
Sampler: DR	Date: 2/23/06
Well I.D.: MW-6	Well Diameter: 2 3 <u>4</u> 6 8 _____
Total Well Depth (TD): 19.63	Depth to Water (DTW): 9.54
Depth to Free Product:	Thickness of Free Product (feet):
Referenced to: <u>PVC</u> Grade	D.O. Meter (if req'd): YSI HACH
DTW with 80% Recharge [(Height of Water Column x 0.20) + DTW]: 11.56	

Purge Method: Bailer Disposable Bailer Positive Air Displacement ✓ Electric Submersible	Waterra Peristaltic Extraction Pump Other _____	Sampling Method: <u>X</u> Bailer Disposable Bailer Extraction Port Dedicated Tubing Other: _____
--	--	--

$6.6 \text{ (Gals.)} \times 3 = 19.8 \text{ Gals.}$ I Case Volume Specified Volumes Calculated Volume	<table border="1" style="width: 100%; border-collapse: collapse;"> <thead> <tr> <th>Well Diameter</th> <th>Multiplier</th> <th>Well Diameter</th> <th>Multiplier</th> </tr> </thead> <tbody> <tr> <td>1"</td> <td>0.04</td> <td>4"</td> <td>0.65</td> </tr> <tr> <td>2"</td> <td>0.16</td> <td>6"</td> <td>1.47</td> </tr> <tr> <td>3"</td> <td>0.37</td> <td>Other</td> <td>radius² * 0.163</td> </tr> </tbody> </table>	Well Diameter	Multiplier	Well Diameter	Multiplier	1"	0.04	4"	0.65	2"	0.16	6"	1.47	3"	0.37	Other	radius ² * 0.163
Well Diameter	Multiplier	Well Diameter	Multiplier														
1"	0.04	4"	0.65														
2"	0.16	6"	1.47														
3"	0.37	Other	radius ² * 0.163														

Time	Temp (°F)	pH	Cond. (mS or <u>µS</u>)	Turbidity (NTUs)	Gals. Removed	Observations
918	61.1	6.8	566	92	6.6	clear
919	60.0	6.8	536	38	13.2	clear
920	59.8	6.7	551	17	19.8	

Did well dewater? Yes No Gallons actually evacuated: 19.8

Sampling Date: 2/23/06 Sampling Time: 925 Depth to Water: 11.38

Sample I.D.: MW-6 Laboratory: STL Other: TA

Analyzed for: TPH-G BTEX MTBE TPH-D Other:

EB I.D. (if applicable): _____ @ _____ Time Duplicate I.D. (if applicable): _____

Analyzed for: TPH-G BTEX MTBE TPH-D Other:

D.O. (if req'd):	Pre-purge:	mg/L	Post-purge:	mg/L
O.R.P. (if req'd):	Pre-purge:	mV	Post-purge:	mV

SHELL WELL MONITORING DATA SHEET

BTS #: 060223-DA1	Site: 97088250
Sampler: DR	Date: 2/23/06
Well I.D.: MW-7	Well Diameter: 2 3 4 6 8
Total Well Depth (TD): 19.68	Depth to Water (DTW): 10.03
Depth to Free Product:	Thickness of Free Product (feet):
Referenced to: PVC Grade	D.O. Meter (if req'd): YSI HACH
DTW with 80% Recharge [(Height of Water Column x 0.20) + DTW]: 11.96	

Purge Method: Bailer Disposable Bailer Positive Air Displacement <input checked="" type="checkbox"/> Electric Submersible	Waterra Peristaltic Extraction Pump Other _____	Sampling Method: <input checked="" type="checkbox"/> Bailer Disposable Bailer Extraction Port Dedicated Tubing Other: _____
--	--	---

6.3 (Gals.) X 3 = 18.9 Gals. I Case Volume Specified Volumes Calculated Volume	<table border="1" style="width: 100%; border-collapse: collapse;"> <thead> <tr> <th>Well Diameter</th> <th>Multiplier</th> <th>Well Diameter</th> <th>Multiplier</th> </tr> </thead> <tbody> <tr> <td>1"</td> <td>0.04</td> <td>4"</td> <td>0.65</td> </tr> <tr> <td>2"</td> <td>0.16</td> <td>6"</td> <td>1.47</td> </tr> <tr> <td>3"</td> <td>0.37</td> <td>Other</td> <td>radius² * 0.163</td> </tr> </tbody> </table>	Well Diameter	Multiplier	Well Diameter	Multiplier	1"	0.04	4"	0.65	2"	0.16	6"	1.47	3"	0.37	Other	radius ² * 0.163
Well Diameter	Multiplier	Well Diameter	Multiplier														
1"	0.04	4"	0.65														
2"	0.16	6"	1.47														
3"	0.37	Other	radius ² * 0.163														

Time	Temp (°F)	pH	Cond. (mS or μ S)	Turbidity (NTUs)	Gals. Removed	Observations
853	59.5	6.0	1408	89	6.3	clear
854	60.3	6.3	1520	91	12.6	"
855	60.8	6.4	1618	93	18.9	"

Did well dewater? Yes No Gallons actually evacuated: 18.9

Sampling Date: 2/23/06 Sampling Time: 905 Depth to Water: 11.12

Sample I.D.: MW-7 Laboratory: STL Other: TA

Analyzed for: TPH-G BTEX MTBE TPH-D Other:

EB I.D. (if applicable): @ Time Duplicate I.D. (if applicable):

Analyzed for: TPH-G BTEX MTBE TPH-D Other:

D.O. (if req'd):	Pre-purge:	mg/L	Post-purge:	mg/L
------------------	------------	------	-------------	------

O.R.P. (if req'd):	Pre-purge:	mV	Post-purge:	mV
--------------------	------------	----	-------------	----

SHELL WELL MONITORING DATA SHEET

BTS #: 060223-DA1	Site: 97088250
Sampler: DR	Date: 2/23/06
Well I.D.: VW/AW-2	Well Diameter: <u>3</u> 3 4 6 8 _____
Total Well Depth (TD): 22.08	Depth to Water (DTW): 9.42
Depth to Free Product:	Thickness of Free Product (feet):
Referenced to: <u>PVC</u> Grade	D.O. Meter (if req'd): YSI HACH
DTW with 80% Recharge [(Height of Water Column x 0.20) + DTW]: 11.95	

Purge Method: <input checked="" type="checkbox"/> Bailer Disposable Bailer Positive Air Displacement Electric Submersible	Water: Peristaltic Extraction Pump Other: _____	Sampling Method: <input checked="" type="checkbox"/> Bailer Disposable Bailer Extraction Port Dedicated Tubing Other: _____
--	---	---

2.0 (Gals.) X 3 = 6.0 Gals. I Case Volume Specified Volumes Calculated Volume	<table border="1" style="width: 100%; border-collapse: collapse;"> <thead> <tr> <th>Well Diameter</th> <th>Multiplier</th> <th>Well Diameter</th> <th>Multiplier</th> </tr> </thead> <tbody> <tr> <td>1"</td> <td>0.04</td> <td>4"</td> <td>0.65</td> </tr> <tr> <td>2"</td> <td>0.16</td> <td>6"</td> <td>1.47</td> </tr> <tr> <td>3"</td> <td>0.37</td> <td>Other</td> <td>radius² * 0.163</td> </tr> </tbody> </table>	Well Diameter	Multiplier	Well Diameter	Multiplier	1"	0.04	4"	0.65	2"	0.16	6"	1.47	3"	0.37	Other	radius ² * 0.163
Well Diameter	Multiplier	Well Diameter	Multiplier														
1"	0.04	4"	0.65														
2"	0.16	6"	1.47														
3"	0.37	Other	radius ² * 0.163														

Time	Temp (°F)	pH	Cond. (mS or <u>µS</u>)	Turbidity (NTUs)	Gals. Removed	Observations
1001	62.9	6.9	712	71006	2.0	cloudy / orange
1005	64.0	6.8	706	71000	4.0	" "
1009	64.5	6.8	710	71006	6.0	" "

Did well dewater? Yes No Gallons actually evacuated: 6.0

Sampling Date: 2/23/06 Sampling Time: 1015 Depth to Water: 11.07

Sample I.D.: VW/AW-2 Laboratory: STL Other: TA

Analyzed for: TPH-G BTEX MTBE TPH-D Other:

EB I.D. (if applicable): @ Time Duplicate I.D. (if applicable):

Analyzed for: TPH-G BTEX MTBE TPH-D Other:

D.O. (if req'd):	Pre-purge:	mg/L	Post-purge:	mg/L
O.R.P. (if req'd):	Pre-purge:	mV	Post-purge:	mV

SHELL WELL MONITORING DATA SHEET

BTS #: 060223-DA1	Site: 97088250
Sampler: DA	Date: 2/23/06
Well I.D.: VW/MW-4	Well Diameter: (2) 3 4 6 8
Total Well Depth (TD): 18.16	Depth to Water (DTW): 8.77
Depth to Free Product:	Thickness of Free Product (feet):
Referenced to: <u>PVC</u> Grade	D.O. Meter (if req'd): YSI HACH
DTW with 80% Recharge [(Height of Water Column x 0.20) + DTW]: 10.65	

Purge Method: <input checked="" type="checkbox"/> Bailer	Water: <input type="checkbox"/> Peristaltic	Sampling Method: <input checked="" type="checkbox"/> Bailer
<input type="checkbox"/> Disposable Bailer	<input type="checkbox"/> Extraction Pump	<input type="checkbox"/> Disposable Bailer
<input type="checkbox"/> Positive Air Displacement	<input type="checkbox"/> Other _____	<input type="checkbox"/> Extraction Port
<input type="checkbox"/> Electric Submersible		<input type="checkbox"/> Dedicated Tubing
		Other: _____

<u>1.5</u> (Gals.) X	<u>3</u>	=	<u>4.5</u> Gals.
1 Case Volume	Specified Volumes		Calculated Volume

Well Diameter	Multiplier	Well Diameter	Multiplier
1"	0.04	4"	0.65
2"	0.16	6"	1.47
3"	0.37	Other	radius ² * 0.163

Time	Temp (°F)	pH	Cond. (mS or <u>µS</u>)	Turbidity (NTUs)	Gals. Removed	Observations
1112	63.2	6.9	893	71000	1.5	cloudy
1115	63.5	6.9	897	71000	3.0	"
1118	63.6	6.9	897	71000	4.5	"

Did well dewater? Yes No Gallons actually evacuated: 4.5

Sampling Date: 2/23/06 Sampling Time: 1125 Depth to Water: _____

Sample I.D.: VW/MW-4 Laboratory: STL Other TA

Analyzed for: TPH-G BTEX MTBE TPH-D Other: _____

EB I.D. (if applicable): _____ @ _____ Time Duplicate I.D. (if applicable): _____

Analyzed for: TPH-G BTEX MTBE TPH-D Other: _____

D.O. (if req'd):	Pre-purge:	mg/L	Post-purge:	mg/L
O.R.P. (if req'd):	Pre-purge:	mV	Post-purge:	mV

SHELL WELL MONITORING DATA SHEET

BTS #: 060223-DA1	Site: 97088250
Sampler: DA	Date: 2/23/06
Well I.D.: UW/AS-1	Well Diameter: 2 3 4 6 8 <u>1"</u>
Total Well Depth (TD): 19.55	Depth to Water (DTW): 9.33
Depth to Free Product:	Thickness of Free Product (feet):
Referenced to: <u>PVP</u> Grade	D.O. Meter (if req'd): YSI HACH
DTW with 80% Recharge [(Height of Water Column x 0.20) + DTW]: <u>11.37</u>	

Purge Method: Bailer Waterra Sampling Method: Bailer
 Disposable Bailer Peristaltic Disposable Bailer
 Positive Air Displacement Extraction Pump Extraction Port
 Electric Submersible Other 5/8 tubing + check valve Other 5/8 tubing + check valve

<u>.40</u> (Gals.) X	<u>3</u>	<u>=</u>	<u>1.2</u> Gals.
I Case Volume	Specified Volumes		Calculated Volume

Well Diameter	Multiplier	Well Diameter	Multiplier
<u>1"</u>	0.04	4"	0.65
2"	0.16	6"	1.47
3"	0.37	Other	radius ² * 0.163

Time	Temp (°F)	pH	Cond. (mS or μ S)	Turbidity (NTUs)	Gals. Removed	Observations
1137	64.1	6.9	1040	408	.40	light cloudy/odor
1140	65.0	7.0	1065	559	.80	cloudy/odor
1143	64.9	6.9	1073	416	1.20	cloudy/odor

Did well dewater? Yes No Gallons actually evacuated: 1.20

Sampling Date: 2/23/06 Sampling Time: 1150 Depth to Water: 9.72

Sample I.D.: UW/AS-1 Laboratory: STL Other TA

Analyzed for: TPH-G BTEX MTBE TPH-D Other:

EB I.D. (if applicable): @ Time Duplicate I.D. (if applicable):

Analyzed for: TPH-G BTEX MTBE TPH-D Other:

D.O. (if req'd): Pre-purge: mg/L Post-purge: mg/L

O.R.P. (if req'd): Pre-purge: mV Post-purge: mV