



RECEIVED

1:20 pm, Nov 14, 2007

Alameda County
Environmental Health

Denis L. Brown

Jerry Wickham
Alameda County Health Care Services Agency
1131 Harbor Bay Parkway, Suite 250
Alameda, California 94502-6577

Shell Oil Products US

HSE – Environmental Services
20945 S. Wilmington Ave.
Carson, CA 90810-1039
Tel (707) 865 0251
Fax (707) 865 2542

Email denis.l.brown@shell.com

Re: Former Shell Service Station
4411 Foothill Boulevard
Oakland, California
SAP Code 135686
Incident #98995746
Agency Site #RO0000415

Dear Mr. Wickham:

The attached document is provided for your review and comment. Upon information and belief, I declare, under penalty of perjury, that the information contained in the attached document is true and correct.

If you have any questions or concerns, please call me at (707) 865-0251.

Sincerely,

Denis L. Brown
Project Manager



**CONESTOGA-ROVERS
& ASSOCIATES**

19449 Riverside Drive, Suite 230, Sonoma, California 95476
Telephone: 707-935-4850 Facsimile: 707-935-6649
www.CRAworld.com

November 13, 2007

Mr. Jerry Wickham
Alameda County Health Care Services Agency
1131 Harbor Bay Parkway, Suite 250
Alameda, California 94502-6577

Re: **Groundwater Monitoring Report – Third Quarter 2007**
Former Shell Service Station
4411 Foothill Boulevard
Oakland, California
SAP Code 135686
Incident No. 98995746
ACHCSA Case No. RO0000415

Dear Mr. Wickham:


Conestoga-Rovers and Associates (CRA) prepared this report on behalf of Equilon Enterprises LLC dba Shell Oil Products US (Shell) in accordance with the quarterly reporting requirements of 23 CCR 2652d.

If you have any questions regarding the contents of this document, please call Dennis Baertschi at (707) 268-3813.

Sincerely,
Conestoga-Rovers and Associates

Dennis Baertschi
Project Manager

Ana Friel, PG



cc: Denis Brown, Shell Oil Products US, 20945 S. Wilmington Ave., Carson, CA 90810
Bill Phua, Foothill Blvd. LLC, P.O. Box 10664, Oakland, CA 94610

Equal
Employment
Opportunity Employer



GROUNDWATER MONITORING REPORT – THIRD QUARTER 2007

Site Address	<u>4411 Foothill Boulevard, Oakland</u>
Site Use	<u>Former Shell Service Station</u>
Shell Project Manager	<u>Denis Brown</u>
Consultant and Contact Person	<u>CRA, Dennis Baertschi</u>
Lead Agency and Contact	<u>ACHCSA, Jerry Wickham</u>
Agency Case No.	<u>RO0000415</u>
Shell SAP Code	<u>135686</u>
Shell Incident No.	<u>98995746</u>
Date of Most Recent Agency Correspondence	<u>August 16, 2007</u>

Current Quarter's Activities

1. Blaine Tech Services, Inc. (Blaine) gauged and sampled wells according to the established monitoring program for this site.
2. CRA prepared a vicinity map (Figure 1) and a groundwater contour and chemical concentration map (Figure 2). The Blaine report, presenting the analytical data, is included in Attachment A.
3. CRA prepared and submitted a July 27, 2007 *Soil Gas Survey and Groundwater Assessment Work Plan* for the site. The work plan was approved by Alameda County Health Care Services Agency (ACHCSA) in a letter dated August 16, 2007.

Current Quarter's Findings

Groundwater Flow Direction	<u>Southwesterly</u>
Hydraulic Gradient	<u>0.017</u>
Depth to Water	<u>8.44 to 9.59 feet below top of well casing</u>

Proposed Activities for Next Quarter

1. Blaine will gauge and sample wells during the second month of the quarter, according to the established monitoring program for this site, and CRA will prepare a report.
2. CRA is currently implementing the July 27 2007 *Soil Gas Survey and Groundwater Assessment Work Plan*.



**CONESTOGA-ROVERS
& ASSOCIATES**

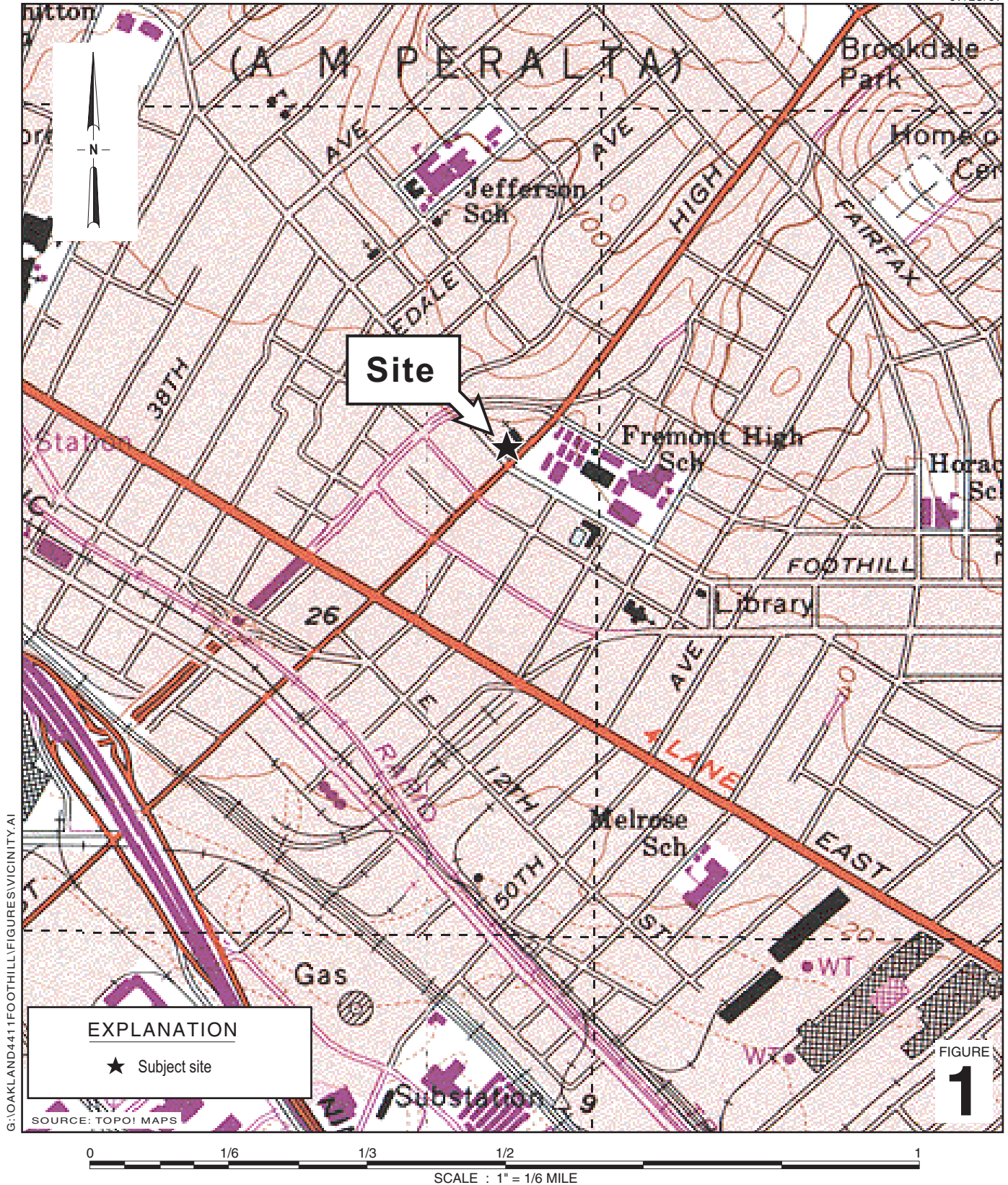
Mr. Jerry Wickham
November 13, 2007

Figures: 1- Vicinity Map
 2- Groundwater Contour and Chemical Concentration Map

Attachments: A - Blaine Tech Services, Inc. - Groundwater Monitoring Report

Conestoga-Rovers and Associates (CRA) prepared this document for use by our client and appropriate regulatory agencies. It is based partially on information available to CRA from outside sources and/or in the public domain, and partially on information supplied by CRA and its subcontractors. CRA makes no warranty or guarantee, expressed or implied, included or intended in this document, with respect to the accuracy of information obtained from these outside sources or the public domain, or any conclusions or recommendations based on information that was not independently verified by CRA. This document represents the best professional judgment of CRA. None of the work performed hereunder constitutes or shall be represented as a legal opinion of any kind or nature.

II:\Sonoma.Shell\Oakland 4411 Foothill\QMR\2007\3Q07\3Q07 0483 text.doc



G:\OAKLAND\4411FOOTHILL\FIGURES\VICINITY.A1

EXPLANATION
 ★ Subject site

SOURCE: TOPOI MAPS

FIGURE
1

0 1/6 1/3 1/2 1
SCALE : 1" = 1/6 MILE

Former Shell Service Station
 4411 Foothill Boulevard
 Oakland, California
 Incident #98995746



**CONESTOGA-ROVERS
& ASSOCIATES**

Vicinity Map

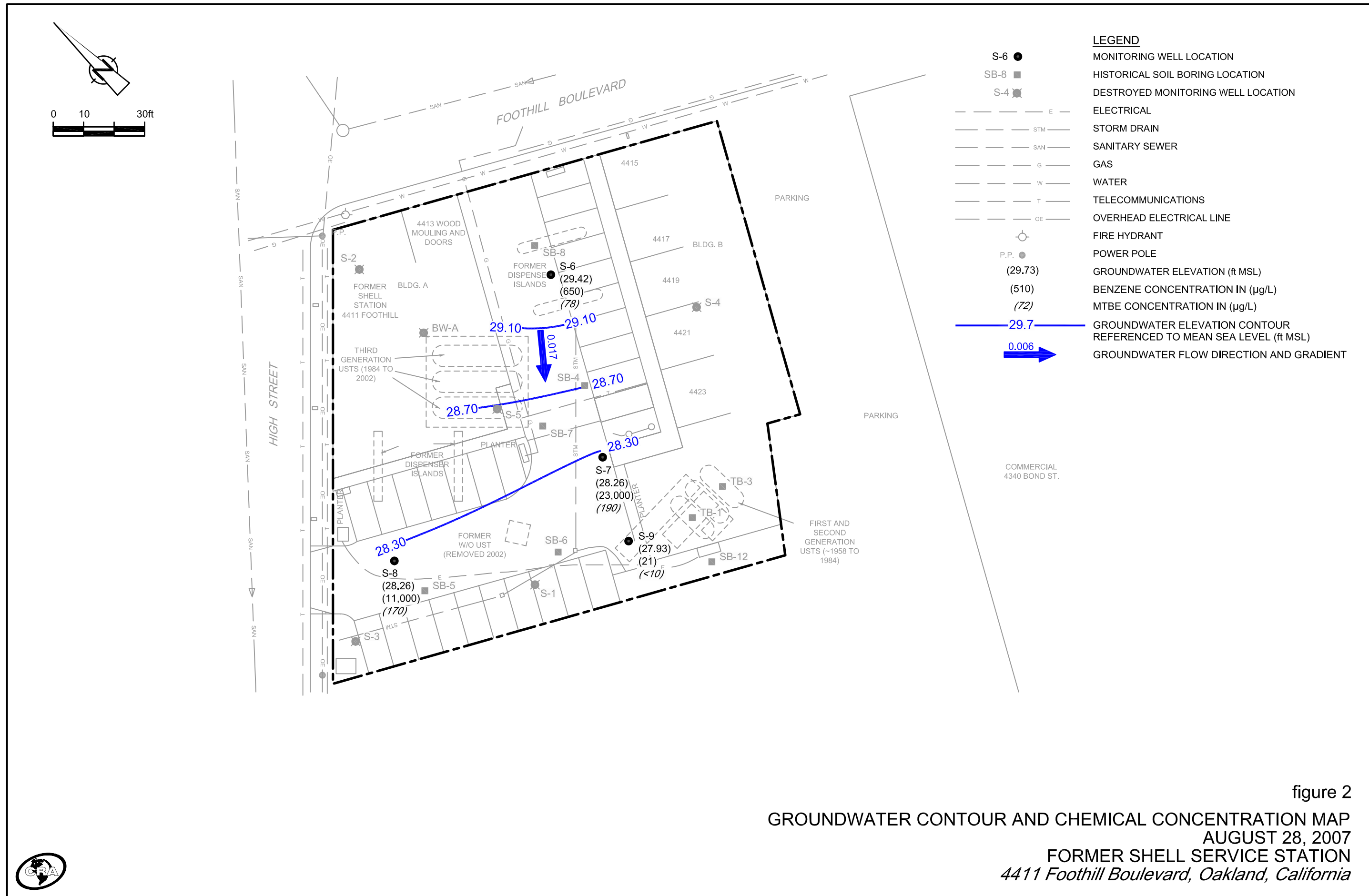


figure 2
 GROUNDWATER CONTOUR AND CHEMICAL CONCENTRATION MAP
 AUGUST 28, 2007
 FORMER SHELL SERVICE STATION
 4411 Foothill Boulevard, Oakland, California



Attachment A

**Blaine Tech Services, Inc.
Groundwater Monitoring Report**

BLAINE
TECH SERVICES INC.

GROUNDWATER SAMPLING SPECIALISTS
SINCE 1985

September 24, 2007

Denis Brown
Shell Oil Products US
20945 South Wilmington Avenue
Carson, CA 90810

Third Quarter 2007 Groundwater Monitoring at
Former Shell Service Station
4411 Foothill Boulevard
Oakland, CA

Monitoring performed on August 28, 2007

Groundwater Monitoring Report **070829-PC-2**

This report covers the routine monitoring of groundwater wells at this former Shell-branded facility. In accordance with standard procedures that conform to Regional Water Quality Control Board requirements, routine field data collection includes depth to water, total well depth, thickness of any separate immiscible layer, water column volume, calculated purge volume (if applicable), elapsed evacuation time (if applicable), total volume of water removed (if applicable), and standard water parameter instrument readings. Sample material is collected, contained, stored, and transported to the laboratory in conformance with EPA standards. Purgewater (if applicable) is, likewise, collected and transported to the Martinez Refining Company.

Basic field information is presented alongside analytical values excerpted from the laboratory report in the cumulative table of **WELL CONCENTRATIONS**. The full analytical report for the most recent samples and the field data sheets are attached to this report.

At a minimum, Blaine Tech Services, Inc. field personnel are certified on completion of a forty-hour Hazardous Materials and Emergency Response training course per 29 CFR 1910.120. Field personnel are also enrolled in annual eight-hour refresher courses.

Blaine Tech Services, Inc. conducts sampling and documentation assignments of this type as an independent third party. Our activities at this site consisted of objective data and sample collection only. No interpretation of analytical results, defining of hydrological conditions or formulation of recommendations was performed.

Please call if you have any questions.

Yours truly,

Mike Ninokata
Project Manager

MN/np

attachments: Cumulative Table of WELL CONCENTRATIONS
Certified Analytical Report
Field Data Sheets

cc: Dennis Baertschi
Conestoga-Rovers & Associates
19449 Riverside Dr., Suite 230
Sonoma, CA 95476

WELL CONCENTRATIONS
Former Shell Service Station
4411 Foothill Boulevard
Oakland, CA

Well ID	Date	TPPH (ug/L)	TEPH (ug/L)	B (ug/L)	T (ug/L)	E (ug/L)	X (ug/L)	MTBE 8020 (ug/L)	MTBE 8260 (ug/L)	DIPE (ug/L)	ETBE (ug/L)	TAME (ug/L)	TBA (ug/L)	1,2- DCA (ug/L)	EDB (ug/L)	TOC (MSL)	Depth to Water (ft.)	GW Elevation (MSL)	DO Reading (ppm)
S-1	12/18/1992	41,000	NA	3,100	1,100	1,200	8,700	NA	NA	NA	NA	NA	NA	NA	NA	38.31	9.06	NA	NA
S-1	05/26/1993	39,000	6,000	1,300	4,700	1,500	7,800	NA	NA	NA	NA	NA	NA	NA	NA	38.31	NA	NA	NA
S-1	05/28/1993	NA	NA	NA	NA	NA	NA	NA	NA	NA	NA	NA	NA	NA	NA	38.31	12.13	26.18	NA
S-1	06/03/1993	NA	NA	NA	NA	NA	NA	NA	NA	NA	NA	NA	NA	NA	NA	38.31	8.89	29.42	NA
S-1	06/08/1993	NA	NA	NA	NA	NA	NA	NA	NA	NA	NA	NA	NA	NA	NA	38.31	8.80	29.51	NA
S-1	09/21/1993	34,000	5,900	480	5,000	3,800	18,000	NA	NA	NA	NA	NA	NA	NA	NA	38.31	10.40	27.91	NA
S-1	12/14/1993	25,000	13,000	1,100	5,000	2,200	11,000	NA	NA	NA	NA	NA	NA	NA	NA	38.31	9.66	28.65	NA
S-1	03/17/1994	57,000	1,600	1,300	5,400	2,100	11,000	NA	NA	NA	NA	NA	NA	NA	NA	38.31	8.20	30.11	NA
S-1	06/16/1994	57,000	3,000	1,600	6,000	2,000	13,000	NA	NA	NA	NA	NA	NA	NA	NA	38.31	9.41	28.90	NA
S-1	09/22/1994	39,000	ND	1,300	2,100	1,500	7,100	NA	NA	NA	NA	NA	NA	NA	NA	38.31	11.13	27.18	NA
S-1 a	12/15/1994	30,000	3,100	1,100	4,700	1,600	10,000	NA	NA	NA	NA	NA	NA	NA	NA	38.31	7.15	31.16	NA
S-1 a,b	03/30/1995	30,000	3,100	1,400	4,000	1,500	11,000	NA	NA	NA	NA	NA	NA	NA	NA	38.31	6.09	32.22	NA
S-1	06/20/1995	28,000	2,100	1,100	2,300	1,100	8,300	NA	NA	NA	NA	NA	NA	NA	NA	38.31	7.30	31.01	NA
S-1	09/20/1995	40,000	2,600	840	3,600	1,300	8,600	NA	NA	NA	NA	NA	NA	NA	NA	38.31	10.02	28.29	NA
S-1 a	12/06/1995	38,000	6,400	920	3,200	1,500	9,400	NA	NA	NA	NA	NA	NA	NA	NA	38.31	11.64	26.67	NA
S-1	03/21/1996	48,000	NA	700	4,200	1,100	8,600	NA	NA	NA	NA	NA	NA	NA	NA	38.31	6.87	31.44	NA
S-1	09/06/1996	41,000	4,100	830	2,600	2,100	12,000	<250	NA	NA	NA	NA	NA	NA	NA	38.31	10.50	27.81	NA
S-1	12/19/1996	40,000	2,500	540	3,100	1,900	9,800	920	NA	NA	NA	NA	NA	NA	NA	38.31	8.24	30.07	NA
S-1	03/17/1997	42,000	4,700	610	2,700	1,700	11,000	3,500	NA	NA	NA	NA	NA	NA	NA	38.31	7.26	31.05	NA
S-1	06/11/1997	28,000	4,000	540	960	1,300	5,300	220	NA	NA	NA	NA	NA	NA	NA	38.31	10.69	27.62	NA
S-1 (D)	06/11/1997	30,000	3,900	580	1,000	1,400	5,400	<125	NA	NA	NA	NA	NA	NA	NA	38.31	10.69	27.62	NA
S-1	09/17/1997	27,000	4,400	310	1,200	1,900	9,000	170	NA	NA	NA	NA	NA	NA	NA	38.31	10.26	28.05	NA
S-1 (D)	09/17/1997	27,000	4,400	270	1,200	1,900	9,000	170	NA	NA	NA	NA	NA	NA	NA	38.31	10.26	28.05	NA
S-1	12/11/1997	21,000	3,400	350	820	1,500	6,500	<125	NA	NA	NA	NA	NA	NA	NA	38.31	6.96	31.35	NA
S-1	03/16/1998	25,000	2,500	250	820	670	5,000	<125	NA	NA	NA	NA	NA	NA	NA	38.31	6.00	32.31	NA
S-1 (D)	03/16/1998	26,000	NA	250	840	720	5,100	<125	NA	NA	NA	NA	NA	NA	NA	38.31	6.00	32.31	5.3/3.7
S-1	06/23/1998	<1,000	230	280	14	23	15	6,100	7,800	NA	NA	NA	NA	NA	NA	38.31	6.31	32.00	3.8/2.4
S-1	09/01/1998	26,000	2,300	370	620	1,300	33	1,400	120	NA	NA	NA	NA	NA	NA	38.31	9.17	29.14	1.4/2.6
S-1	12/30/1998	29,900	1,970	174	732	1,680	5,740	182	NA	NA	NA	NA	NA	NA	NA	38.31	8.99	29.32	1.6/2.0
S-1	03/30/1999	14,200	1,150	1,360	260	1,070	3,580	<500	90.0	NA	NA	NA	NA	NA	NA	38.31	6.10	32.21	1.2/1.8
S-1	03/31/1999	NA	NA	NA	NA	NA	NA	NA	NA	NA	NA	NA	NA	NA	NA	38.31	7.84	30.47	NA
S-1	06/14/1999	20,200	4,280	135	407	825	5,000	705	NA	NA	NA	NA	NA	NA	NA	38.31	7.94	30.37	1.4/2.1
S-1	09/30/1999	18,300	3,120	189	531	1,250	4,740	322	NA	NA	NA	NA	NA	NA	NA	38.31	10.04	28.27	4.3/2.0
S-1	12/22/1999	2,450	444 a	50.2	97.5	139	458	133	NA	NA	NA	NA	NA	NA	NA	38.31	9.42	28.89	1.8/2.3

WELL CONCENTRATIONS
Former Shell Service Station
4411 Foothill Boulevard
Oakland, CA

Well ID	Date	TPPH (ug/L)	TEPH (ug/L)	B (ug/L)	T (ug/L)	E (ug/L)	X (ug/L)	MTBE 8020 (ug/L)	MTBE 8260 (ug/L)	DIPE (ug/L)	ETBE (ug/L)	TAME (ug/L)	TBA (ug/L)	1,2- DCA (ug/L)	EDB (ug/L)	TOC (MSL)	Depth to Water (ft.)	GW Elevation (MSL)	DO Reading (ppm)
S-1	03/09/2000	1,230 d	1,200 a	21.2 d	115 d	116 d	411 d	45.1 d	NA	NA	NA	NA	NA	NA	NA	38.30	6.21	32.09	2.0/2.9
S-1	06/20/2000	755	352 a	26.0	48.4	43.1	230	71.5	NA	NA	NA	NA	NA	NA	NA	38.30	9.18	29.12	2.0/2.4
S-1	09/05/2000	2,980	783 a	43.5	117	168	871	192	NA	NA	NA	NA	NA	NA	NA	38.30	10.14	28.16	0.6/0.3
S-1	12/04/2000	399	238 a	5.34	14.6	36.2	106	24.9	NA	NA	NA	NA	NA	NA	NA	38.30	10.10	28.20	8.6/9.8
S-1	12/12/2000	NA	NA	NA	NA	NA	NA	NA	NA	NA	NA	NA	NA	NA	NA	38.30	9.22	29.08	NA
S-1	03/08/2001	2,940	1,390 a	49.6	52.9	21.8	749	87.6	NA	NA	NA	NA	NA	NA	NA	38.30	5.84	32.46	2.7e
S-1	06/07/2001	10,000	1,400	120	370	680	2,400	150	NA	NA	NA	NA	NA	NA	NA	38.30	8.80	29.50	6.2/2.2
S-1	09/13/2001	240	<200	1.8	8.9	16	53	NA	17	NA	NA	NA	NA	NA	NA	38.30	10.25	28.05	7.8/8.9
S-1	11/19/2001	1,400	<300	14	42	110	260	NA	27	NA	NA	NA	NA	NA	NA	38.30	9.87	28.43	7.7/7.3
S-1	03/18/2002	7,500	<300	40	370	560	2,000	NA	20	NA	NA	NA	NA	NA	NA	38.30	5.08	33.22	5.6/6.1
S-1	06/19/2002	1,000	180	4.7	36	68	250	NA	14	NA	NA	NA	NA	NA	NA	38.30	9.26	29.04	NA
S-1	09/11/2002	2,100	<350	8.1	68	180	820	NA	7.1	NA	NA	NA	NA	NA	NA	38.30	10.54	27.76	6.5
S-1	12/11/2002	4,100	<500	16	93	310	900	NA	<20	NA	NA	NA	NA	NA	NA	38.04	9.97	28.07	8.0
S-1	03/11/2003	14,000	<1,600	71	470	1,000	3,300	NA	<50	NA	NA	NA	NA	NA	NA	38.04	7.31	30.73	5.2
S-1	06/10/2003	1,700	110 a	7.7	44	190	340	NA	4.5	NA	NA	NA	NA	NA	NA	38.04	8.14	29.90	14.0
S-1	09/09/2003	3,200	96 a	11	110	350	1,100	NA	5.8	NA	NA	NA	NA	NA	NA	38.04	9.31	28.73	7.5
S-1	12/09/2003	6,000	1,000 a	20	170	530	1,700	NA	6.1	NA	NA	NA	NA	NA	NA	38.04	7.24	30.80	28.6
S-1	03/09/2004	390	300 a	5.8	30	67	160	NA	5.6	NA	NA	NA	NA	NA	NA	38.04	5.56	32.48	6.4
S-1	06/08/2004	5,600	2,500 a	11	140	660	1,900	NA	5.0	NA	NA	NA	NA	NA	NA	38.04	8.82	29.22	30.0
S-1	09/07/2004	<50	130 i	<0.50	<0.50	<0.50	<1.0	NA	0.75	<2.0	<2.0	<2.0	<5.0	NA	NA	38.04	9.84	28.20	14.4
S-1	12/06/2004	Unable to sample		NA	NA	NA	NA	NA	NA	NA	NA	NA	NA	NA	NA	38.04	9.20	28.84	NA
S-1	12/15/2004	560	120 i	2.2	26	67	220	NA	1.4	NA	NA	NA	NA	NA	NA	38.04	5.39	32.65	31.7
S-1	03/07/2005	12,000	460 i	12	310	830	2,600	NA	<5.0	NA	NA	NA	NA	NA	NA	38.04	5.77	32.27	16.1
S-1	06/10/2005	13,000	1,200 i	25	310	1,200	3,300	NA	<10	NA	NA	NA	NA	NA	NA	38.04	5.39	32.65	0.17
S-2	05/28/1993	NA	NA	NA	NA	NA	NA	NA	NA	NA	NA	NA	NA	NA	NA	38.79	9.51	29.28	NA
S-2	06/03/1993	NA	NA	NA	NA	NA	NA	NA	NA	NA	NA	NA	NA	NA	NA	38.79	9.51	29.28	NA
S-2	06/08/1993	NA	NA	NA	NA	NA	NA	NA	NA	NA	NA	NA	NA	NA	NA	38.79	9.57	29.22	NA
S-2	06/29/1993	1,300	NA	290	35	38	130	NA	NA	NA	NA	NA	NA	NA	NA	38.79	NA	NA	NA
S-2	09/21/1993	3,300	NA	870	24	190	120	NA	NA	NA	NA	NA	NA	NA	NA	38.79	10.54	28.25	NA
S-2	12/14/1993	1,300	NA	400	16	36	27	NA	NA	NA	NA	NA	NA	NA	NA	38.79	9.76	29.03	NA
S-2	03/17/1994	4,500	NA	610	27	92	110	NA	NA	NA	NA	NA	NA	NA	NA	38.79	9.92	28.87	NA
S-2 (D)	03/17/1994	4,000	NA	610	26	93	120	NA	NA	NA	NA	NA	NA	NA	NA	38.79	9.92	28.87	NA
S-2	06/16/1994	2,800	NA	690	45	97	140	NA	NA	NA	NA	NA	NA	NA	NA	38.79	10.11	28.68	NA

WELL CONCENTRATIONS
Former Shell Service Station
4411 Foothill Boulevard
Oakland, CA

Well ID	Date	TPPH (ug/L)	TEPH (ug/L)	B (ug/L)	T (ug/L)	E (ug/L)	X (ug/L)	MTBE 8020 (ug/L)	MTBE 8260 (ug/L)	DIPE (ug/L)	ETBE (ug/L)	TAME (ug/L)	TBA (ug/L)	1,2- DCA (ug/L)	EDB (ug/L)	TOC (MSL)	Depth to Water (ft.)	GW Elevation (MSL)	DO Reading (ppm)
S-2	09/22/1994	4,000	NA	630	94	64	230	NA	NA	NA	NA	NA	NA	NA	NA	38.79	10.51	28.28	NA
S-2	12/15/1994	1,600	NA	450	300	67	130	NA	NA	NA	NA	NA	NA	NA	NA	38.79	9.12	29.67	NA
S-2 b	03/30/1995	8,200	NA	2,800	190	240	700	NA	NA	NA	NA	NA	NA	NA	NA	38.79	7.86	30.93	NA
S-2	06/20/1995	9,600	NA	2,600	160	170	500	NA	NA	NA	NA	NA	NA	NA	NA	38.79	9.51	29.28	NA
S-2	09/20/1995	4,200	NA	920	45	98	140	NA	NA	NA	NA	NA	NA	NA	NA	38.79	10.06	28.73	NA
S-2	12/06/1995	<5,000	NA	790	67	64	130	NA	NA	NA	NA	NA	NA	NA	NA	38.79	10.52	28.27	NA
S-2	03/21/1996	3,700	NA	850	45	96	170	NA	NA	NA	NA	NA	NA	NA	NA	38.79	8.60	30.19	NA
S-2	09/06/1996	2,400	NA	500	33	39	84	490	NA	NA	NA	NA	NA	NA	NA	38.79	10.50	28.29	NA
S-2	12/19/1996	1,200	NA	330	15	24	31	430	NA	NA	NA	NA	NA	NA	NA	38.79	9.40	29.39	NA
S-2	03/17/1997	4,100	NA	780	42	110	120	2,200	NA	NA	NA	NA	NA	NA	NA	38.79	9.82	28.97	NA
S-2	06/11/1997	760	NA	120	<5.0	7.0	7.6	900	NA	NA	NA	NA	NA	NA	NA	38.79	10.18	28.61	NA
S-2	09/17/1997	1,500	NA	230	8.6	40	27	480	NA	NA	NA	NA	NA	NA	NA	38.79	9.90	28.89	NA
S-2	12/11/1997	1,300	NA	240	15	33	57	280	NA	NA	NA	NA	NA	NA	NA	38.79	8.27	30.52	NA
S-2	03/16/1998	1,100	NA	830	48	<10	<10	4,700	4,800	NA	NA	NA	NA	NA	NA	38.79	7.97	30.82	7.0/4.3
S-2	06/23/1998	720	NA	46	6.8	50	68	50	8.8	NA	NA	NA	NA	NA	NA	38.79	8.20	30.59	4.2/3.8
S-2 (D)	06/23/1998	810	NA	49	7.1	50	70	49	8.8	NA	NA	NA	NA	NA	NA	38.79	8.20	30.59	4.2/3.8
S-2	09/01/1998	<2,000	NA	170	<20	<20	<20	9,300	12,000	NA	NA	NA	NA	NA	NA	38.79	9.85	28.94	1.9/1.6
S-2	12/30/1998	<5,000	NA	369	<50	<50	<50	14,300	NA	NA	NA	NA	NA	NA	NA	38.79	9.84	28.95	2.0/1.8
S-2	03/30/1999	<2,000	NA	234	<20.0	27.4	36.9	49,200	53,000	NA	NA	NA	NA	NA	NA	38.79	8.41	30.38	2.1/1.8
S-2	03/31/1999	NA	NA	NA	NA	NA	NA	NA	NA	NA	NA	NA	NA	NA	NA	38.79	8.67	30.12	NA
S-2	06/14/1999	<1,000	NA	175	<10.0	<10.0	11.1	67,500	NA	NA	NA	NA	NA	NA	NA	38.79	9.80	28.99	NA
S-2	09/30/1999	678	177 a	135	8.22	14.9	25.8	17,100	17,000 c	NA	NA	NA	NA	NA	NA	38.79	10.58	28.21	5.1/4.8
S-2	12/22/1999	316	142 a	55.8	10.1	5.26	10.4	9,410	8,810	NA	NA	NA	NA	NA	NA	38.79	10.13	28.66	9.6/5.2
S-2	03/09/2000	2,670	630 a	1,190 d	62.7	84.1	125	29,200 d	31,400 c	NA	NA	NA	NA	NA	NA	38.78	7.88	30.90	7.6/5.0
S-2	06/20/2000	<5,000	401 a	348	<50.0	50.4	127	35,800	33,900 c	NA	NA	NA	NA	NA	NA	38.78	10.27	28.51	1.9/2.2
S-2	09/05/2000	<5,000	373 a	106	<50.0	<50.0	<50.0	25,800	37,100 c	NA	NA	NA	NA	NA	NA	38.78	10.19	28.59	0.5/1.6
S-2	12/04/2000	<250	1,730 a	4.37	<2.50	<2.50	<2.50	4,500	5,130 c	NA	NA	NA	NA	NA	NA	38.78	10.30	28.48	10.6/9.4
S-2	12/12/2000	NA	NA	NA	NA	NA	NA	NA	NA	NA	NA	NA	NA	NA	NA	38.78	9.66	29.12	NA
S-2	03/08/2001	<2,500	<51.3	318	45.7	53.5	88.5	15,500	17,500	NA	NA	NA	NA	NA	NA	38.78	8.57	30.21	2.7e
S-2	06/07/2001	18,000	11,000	450	170	390	2,200	13,000	18,000	NA	NA	NA	NA	NA	NA	38.78	9.39	29.39	1.1/2.0
S-2	09/13/2001	13,000	<5,000	140	110	350	1,400	NA	9,200	NA	NA	NA	NA	NA	NA	38.78	10.34	28.44	11.0/4.5
S-2	11/19/2001	15,000	8,700	71	27	86	330	NA	7,500	NA	NA	NA	NA	NA	NA	38.78	9.90	28.88	5.0/3.1
S-2	03/18/2002	3,700	14,000	93	<20	35	100	NA	7,500	NA	NA	NA	NA	NA	NA	38.78	9.91	28.87	0.9/4.2
S-2	06/19/2002	2,100	<2,000	92	<10	24	50	NA	4,700	NA	NA	NA	NA	NA	NA	38.78	9.98	28.80	NA

WELL CONCENTRATIONS
Former Shell Service Station
4411 Foothill Boulevard
Oakland, CA

Well ID	Date	TPPH (ug/L)	TEPH (ug/L)	B (ug/L)	T (ug/L)	E (ug/L)	X (ug/L)	MTBE 8020 (ug/L)	MTBE 8260 (ug/L)	DIPE (ug/L)	ETBE (ug/L)	TAME (ug/L)	TBA (ug/L)	1,2- DCA (ug/L)	EDB (ug/L)	TOC (MSL)	Depth to Water (ft.)	GW Elevation (MSL)	DO Reading (ppm)
S-2	09/11/2002	2,100	<450	54	<5.0	19	55	NA	1,900	NA	NA	NA	NA	NA	NA	38.78	10.25	28.53	3.5
S-2	12/11/2002	570	1,900	9.4	<2.5	7.2	14	NA	1,100	NA	NA	NA	NA	NA	NA	38.47	9.99	28.48	2.0
S-2	03/11/2003	2,900	<1,800	150	5.5	54	84	NA	870	NA	NA	NA	NA	NA	NA	38.47	9.25	29.22	2.4
S-2	06/10/2003	2,200	840 a	83	<5.0	22	52	NA	970	NA	NA	NA	NA	NA	NA	38.47	9.20	29.27	5.0
S-2	09/09/2003	1,200	270 a	57	<2.5	11	33	NA	740	NA	NA	NA	NA	NA	NA	38.47	9.70	28.77	3.7
S-2	12/09/2003	3,100	1,900 a	84	<5.0	45	90	NA	660	NA	NA	NA	NA	NA	NA	38.47	9.31	29.16	24.21
S-2	03/09/2004	1,600	990 a	140	<5.0	31	49	NA	610	NA	NA	NA	NA	NA	NA	38.47	8.24	30.23	2.6
S-2	06/08/2004	640	400 a	40	<2.5	4.2	6.6	NA	460	NA	NA	NA	NA	NA	NA	38.47	9.40	29.07	8.2
S-2	09/07/2004	<100	240 i	6.6	<1.0	1.3	2.3	NA	140	<4.0	<4.0	<4.0	450	NA	NA	38.47	9.78	28.69	2.4
S-2	12/06/2004	260	140 a	26	<1.0	2.0	<2.0	NA	270	NA	NA	NA	NA	NA	NA	38.47	9.45	29.02	8.5
S-2	03/07/2005	2,300	450 i	100	<5.0	11	<10	NA	570	NA	NA	NA	NA	NA	NA	38.47	7.82	30.65	16.7
S-2	06/10/2005	<2,500	550 a	200	<25	<25	<50	NA	630	NA	NA	NA	NA	NA	NA	38.47	8.37	30.10	0.70
S-3	05/28/1993	NA	NA	NA	NA	NA	NA	NA	NA	NA	NA	NA	NA	NA	NA	37.33	8.45	28.88	NA
S-3	06/03/1993	NA	NA	NA	NA	NA	NA	NA	NA	NA	NA	NA	NA	NA	NA	37.33	8.36	28.97	NA
S-3	01/19/1900	NA	NA	NA	NA	NA	NA	NA	NA	NA	NA	NA	NA	NA	NA	37.33	8.41	28.92	NA
S-3	06/29/1993	29,000	NA	1,500	1,800	950	6,200	NA	NA	NA	NA	NA	NA	NA	NA	37.33	NA	NA	NA
S-3	09/21/1993	15,000	NA	900	2,200	2,600	11,000	NA	NA	NA	NA	NA	NA	NA	NA	37.33	10.08	27.25	NA
S-3	12/94/1993	20,000	NA	1,100	2,400	1,800	8,500	NA	NA	NA	NA	NA	NA	NA	NA	37.33	8.80	28.53	NA
S-3	03/17/1994	14,000	NA	580	190	750	1,700	NA	NA	NA	NA	NA	NA	NA	NA	37.33	8.34	28.99	NA
S-3	06/16/1994	20,000	NA	700	690	1,400	4,100	NA	NA	NA	NA	NA	NA	NA	NA	37.33	9.12	28.21	NA
S-3 (D)	06/16/1994	19,000	NA	680	560	1,300	3,700	NA	NA	NA	NA	NA	NA	NA	NA	37.33	NA	NA	NA
S-3	09/22/1994	24,000	NA	630	1,100	1,400	5,700	NA	NA	NA	NA	NA	NA	NA	NA	37.33	10.27	27.06	NA
S-3 (D)	09/22/1994	25,000	NA	720	1,100	1,500	6,100	NA	NA	NA	NA	NA	NA	NA	NA	37.33	NA	NA	NA
S-3	12/15/1994	18,000	NA	520	800	1,100	4,200	NA	NA	NA	NA	NA	NA	NA	NA	37.33	7.81	29.52	NA
S-3 (D)	12/15/1994	23,000	NA	1,000	1,900	2,000	8,600	NA	NA	NA	NA	NA	NA	NA	NA	37.33	NA	NA	NA
S-3 b	03/30/1995	8,800	NA	360	730	700	3,700	NA	NA	NA	NA	NA	NA	NA	NA	37.33	7.06	30.27	NA
S-3 (D)	03/30/1995	7,600	NA	330	570	600	2,600	NA	NA	NA	NA	NA	NA	NA	NA	37.33	NA	NA	NA
S-3	06/20/1995	9,600	NA	510	170	960	1,700	NA	NA	NA	NA	NA	NA	NA	NA	37.33	8.15	29.18	NA
S-3 (D)	06/20/1995	9,800	NA	500	170	950	1,700	NA	NA	NA	NA	NA	NA	NA	NA	37.33	NA	NA	NA
S-3	09/20/1995	21,000	NA	400	560	1,300	4,600	NA	NA	NA	NA	NA	NA	NA	NA	37.33	9.32	28.01	NA
S-3	12/06/1995	24,000	NA	630	1,400	1,400	6,000	NA	NA	NA	NA	NA	NA	NA	NA	37.33	10.53	26.80	NA
S-3 (D)	12/06/1995	22,000	NA	630	1,200	1,400	5,500	NA	NA	NA	NA	NA	NA	NA	NA	37.33	NA	NA	NA
S-3	03/21/1996	9,100	NA	290	110	490	1,600	NA	NA	NA	NA	NA	NA	NA	NA	37.33	7.32	30.01	NA

WELL CONCENTRATIONS
Former Shell Service Station
4411 Foothill Boulevard
Oakland, CA

Well ID	Date	TPPH (ug/L)	TEPH (ug/L)	B (ug/L)	T (ug/L)	E (ug/L)	X (ug/L)	MTBE 8020 (ug/L)	MTBE 8260 (ug/L)	DIPE (ug/L)	ETBE (ug/L)	TAME (ug/L)	TBA (ug/L)	1,2- DCA (ug/L)	EDB (ug/L)	TOC (MSL)	Depth to Water (ft.)	GW Elevation (MSL)	DO Reading (ppm)
S-3 (D)	03/21/1996	11,000	NA	310	250	540	2,100	NA	NA	NA	NA	NA	NA	NA	NA	37.33	NA	NA	NA
S-3	09/06/1996	15,000	NA	440	300	1,100	3,000	500	NA	NA	NA	NA	NA	NA	NA	37.33	10.10	27.23	NA
S-3 (D)	09/06/1996	11,000	NA	490	170	820	1,500	700	NA	NA	NA	NA	NA	NA	NA	37.33	NA	NA	NA
S-3	12/19/1996	12,000	NA	600	380	850	2,500	380	NA	NA	NA	NA	NA	NA	NA	37.33	8.36	28.97	NA
S-3 (D)	12/19/1996	12,000	NA	590	380	830	2,500	540	NA	NA	NA	NA	NA	NA	NA	37.33	8.36	28.97	NA
S-3	03/17/1997	12,000	NA	520	140	740	1,400	320	NA	NA	NA	NA	NA	NA	NA	37.33	8.57	28.76	NA
S-3 (D)	03/17/1997	9,600	NA	500	100	680	1,100	<250	NA	NA	NA	NA	NA	NA	NA	37.33	8.57	28.76	NA
S-3	06/11/1997	9,600	NA	510	94	740	1,100	410	NA	NA	NA	NA	NA	NA	NA	37.33	9.26	28.07	NA
S-3	09/17/1997	21,000	NA	140	560	1,800	7,200	130	NA	NA	NA	NA	NA	NA	NA	37.33	9.62	27.71	NA
S-3	12/11/1997	24,000	NA	530	970	1,600	6,900	950	NA	NA	NA	NA	NA	NA	NA	37.33	7.34	29.99	NA
S-3 (D)	12/11/1997	29,000	NA	520	1,000	1,600	7,300	970	NA	NA	NA	NA	NA	NA	NA	37.33	7.34	29.99	NA
S-3	03/16/1998	29,000	NA	840	810	1,700	6,000	<250	NA	NA	NA	NA	NA	NA	NA	37.33	5.75	31.58	3.0/3.4
S-3	06/23/1998	3,800	NA	90	220	240	1,400	<50	NA	NA	NA	NA	NA	NA	NA	37.33	5.98	31.35	4.2/2.0
S-3	09/01/1998	9,600	NA	480	120	870	1,800	490	<50	NA	NA	NA	NA	NA	NA	37.33	8.98	28.35	1.9/2.8
S-3 (D)	09/01/1998	9,200	NA	420	110	800	1,700	110	<50	NA	NA	NA	NA	NA	NA	37.33	8.98	28.35	1.9/2.8
S-3	12/30/1998	7,660	NA	240	103	410	834	64.9	NA	NA	NA	NA	NA	NA	NA	37.33	9.11	28.22	1.8/1.6
S-3	03/30/1999	2,070	NA	195	10.0	<5.00	48.6	354	64.6	NA	NA	NA	NA	NA	NA	37.33	6.95	30.38	1.3/1.5
S-3	03/31/1999	NA	NA	NA	NA	NA	NA	NA	NA	NA	NA	NA	NA	NA	NA	37.33	7.48	29.85	NA
S-3	06/14/1999	1,250	NA	37.4	17.4	110	109	118	NA	NA	NA	NA	NA	NA	NA	37.33	8.85	28.48	NA
S-3	09/30/1999	8,270	2,020 a	226	113	686	1,440	184	NA	NA	NA	NA	NA	NA	NA	37.33	9.66	27.67	3.5/2.8
S-3	12/22/1999	9,530	2,270 a	207	132	603	1,450	616	NA	NA	NA	NA	NA	NA	NA	37.33	9.50	27.83	0.98/0.8
S-3	03/09/2000	2,290 d	1,600 a	84.5d	17.0 d	104 d	105 d	29.3 d	NA	NA	NA	NA	NA	NA	NA	37.30	6.25	31.05	1.0/1.4
S-3	06/20/2000	5,570	2,900 a	117	41.6	395	393	354	NA	NA	NA	NA	NA	NA	NA	37.30	9.67	27.63	1.8/2.0
S-3	09/05/2000	6,930	1,600 a	127	85.5	354	535	509	NA	NA	NA	NA	NA	NA	NA	37.30	9.49	27.81	1.1/1.9
S-3	12/04/2000	8,390	1,460 a	217	82.4	471	952	436	NA	NA	NA	NA	NA	NA	NA	37.30	9.23	28.07	1.1/1.5
S-3	12/12/2000	NA	NA	NA	NA	NA	NA	NA	NA	NA	NA	NA	NA	NA	NA	37.30	9.23	28.07	NA
S-3	03/08/2001	19,400	1,720 a	465	772	1,230	3,830	160	NA	NA	NA	NA	NA	NA	NA	37.30	8.17	29.13	1.1f
S-3	06/07/2001	12,000	1,400	230	110	900	1,100	120	NA	NA	NA	NA	NA	NA	NA	37.30	8.78	28.52	0.8/0.9
S-3	09/13/2001	32,000	<2,000	400	880	2,000	7,000	NA	<100	NA	NA	NA	NA	NA	NA	37.30	9.93	27.37	3.7/2.9
S-3	11/19/2001	26,000	<2,000	160	210	990	4,100	NA	<50	NA	NA	NA	NA	NA	NA	37.30	9.33	27.97	2.9/1.9
S-3	03/18/2002	3,800	810	61	120	130	620	NA	5.0	NA	NA	NA	NA	NA	NA	37.30	7.03	30.27	1.1/4.7
S-3	06/19/2002	3,200	<500	48	81	160	360	NA	9.4	NA	NA	NA	NA	NA	NA	37.30	8.92	28.38	NA
S-3	09/11/2002	16,000	<1,100	230	570	980	3,900	NA	<50	NA	NA	NA	NA	NA	NA	37.30	9.54	27.76	3.0
S-3	12/11/2002	16,000	<1,500	130	270	770	3,000	NA	<50	NA	NA	NA	NA	NA	NA	36.85	9.23	27.62	1.6

WELL CONCENTRATIONS
Former Shell Service Station
4411 Foothill Boulevard
Oakland, CA

Well ID	Date	TPPH (ug/L)	TEPH (ug/L)	B (ug/L)	T (ug/L)	E (ug/L)	X (ug/L)	MTBE 8020 (ug/L)	MTBE 8260 (ug/L)	DIPE (ug/L)	ETBE (ug/L)	TAME (ug/L)	TBA (ug/L)	1,2- DCA (ug/L)	EDB (ug/L)	TOC (MSL)	Depth to Water (ft.)	GW Elevation (MSL)	DO Reading (ppm)
S-3	03/11/2003	8,100	<1,500	29	110	190	1,700	NA	<20	NA	NA	NA	NA	NA	NA	36.85	7.32	29.53	3.9
S-3	06/10/2003	Well inaccessible		NA	NA	NA	NA	NA	NA	NA	NA	NA	NA	NA	NA	36.85	NA	NA	NA
S-3	09/09/2003	5,900	640 a	44	140	130	1,500	NA	4.4	NA	NA	NA	NA	NA	NA	36.85	8.99	27.86	2.2
S-3	12/09/2003	27,000	1,500 a	130	460	550	4,900	NA	<20	NA	NA	NA	NA	NA	NA	36.85	7.67	29.18	1.6
S-3	03/09/2004	11,000	1,700 a	24	100	230	3,200	NA	<5.0	NA	NA	NA	NA	NA	NA	36.85	6.35	30.50	2.1
S-3	06/08/2004	1,700	1,100 a	11	34	29	420	NA	<2.5	NA	NA	NA	NA	NA	NA	36.85	8.25	28.60	0.1
S-3	09/07/2004	850	310 i	13	0.99	23	17	NA	7.0	<2.0	<2.0	<2.0	<5.0	NA	NA	36.85	9.05	27.80	0.1
S-3	12/06/2004	Unable to sample		NA	NA	NA	NA	NA	NA	NA	NA	NA	NA	NA	NA	36.85	7.70	29.15	NA
S-3	12/15/2004	620	270 i	1.9	7.8	10	180	NA	<0.50	NA	NA	NA	NA	NA	NA	36.85	5.83	31.02	2.4
S-3	03/07/2005	4,500	400 i	<0.50	7.7	30	350	NA	<0.50	NA	NA	NA	NA	NA	NA	36.85	4.58	32.27	4.4
S-3	06/10/2005	850	130 a	<0.50	1.3	7.4	53	NA	<0.50	NA	NA	NA	NA	NA	NA	36.85	5.40	31.45	0.17
S-4	03/29/2000	NA	NA	NA	NA	NA	NA	NA	NA	NA	NA	NA	NA	NA	NA	39.06	8.37	30.69	NA
S-4	03/31/2000	20,900	5,780 a	4,570	272	595	997	4,490	4,450 c	NA	NA	NA	NA	NA	NA	39.06	8.92	30.14	1.8/1.2
S-4	06/20/2000	19,500	244a	4,590	309	723	1,290	3,740	NA	NA	NA	NA	NA	NA	NA	39.06	8.77	30.29	2.7/2.9
S-4	09/05/2000	5,760	1,670 a	841	54.2	162	115	1,040	NA	NA	NA	NA	NA	NA	NA	39.06	10.57	28.49	1.3/0.3
S-4	12/04/2000	3,990	1,050 a	949	<10.0	118	48.3	1,120	NA	NA	NA	NA	NA	NA	NA	39.06	10.67	28.39	1.1/1.0
S-4	12/12/2000	NA	NA	NA	NA	NA	NA	NA	NA	NA	NA	NA	NA	NA	NA	39.06	10.64	28.42	NA
S-4	03/08/2001	20,100	5,840 a	5,210	105	381	281	2,520	NA	NA	NA	NA	NA	NA	NA	39.06	8.44	30.62	1.0/0.9
S-4	06/07/2001	11,000	3,500	2,500	86	370	170	2,000	NA	NA	NA	NA	NA	NA	NA	39.06	10.57	28.49	0.7/0.6
S-4	09/13/2001	4,200	<800	790	14	110	48	NA	690	NA	NA	NA	NA	NA	NA	39.06	11.27	27.79	3.8/3.9
S-4	11/19/2001	2,300	<600	230	4.1	21	22	NA	590	NA	NA	NA	NA	NA	NA	39.06	10.83	28.23	3.6/1.6
S-4	03/18/2002	Unable to sample		NA	NA	NA	NA	NA	NA	NA	NA	NA	NA	NA	NA	39.06	8.75	30.31	NA
S-4	03/29/2002	14,000	NA	1,700	30	280	250	NA	960	NA	NA	NA	NA	NA	NA	39.06	8.85 g	30.21	3.0/3.1
S-4	06/19/2002	4,700	<1,500	620	9.5	84	37	NA	490	NA	NA	NA	NA	NA	NA	NA	10.37 h	NA	NA
S-4	09/11/2002	2,700	280	280	4.6	23	13	NA	410	NA	NA	NA	NA	NA	NA	NA	11.14	NA	0.6
S-4	12/11/2002	3,300	<900	320	5.7	24	15	NA	420	NA	NA	NA	NA	NA	NA	38.69	10.78	27.91	2.2
S-4	03/11/2003	12,000	<5,600	1,900	63	360	280	NA	930	NA	NA	NA	NA	NA	NA	38.69	9.31	29.38	1.5
S-4	06/10/2003	13,000	3,100 a	2,400	86	650	380	NA	1,100	NA	NA	NA	NA	NA	NA	38.69	9.77	28.92	0.8
S-4	09/09/2003	3,700	1,700 a	510	12	43	43	NA	650	NA	NA	NA	NA	NA	NA	38.69	10.78	27.91	0.9
S-4	12/09/2003	3,900	390 a	150	4.2	7.5	13	NA	510	NA	NA	NA	NA	NA	NA	38.69	10.20	28.49	0.1
S-4	03/09/2004	13,000	3,100 a	2,500	110	810	1,100	NA	1,100	NA	NA	NA	NA	NA	NA	38.69	7.67	31.02	0.7
S-4	06/08/2004	6,100	1,400 a	870	30	120	150	NA	420	NA	NA	NA	NA	NA	NA	38.69	10.27	28.42	0.3
S-4	09/07/2004	3,100	890 i	290	6.4	18	14	NA	250	<10	<10	<10	140	NA	NA	38.69	10.91	27.78	0.1

WELL CONCENTRATIONS
Former Shell Service Station
4411 Foothill Boulevard
Oakland, CA

Well ID	Date	TPPH (ug/L)	TEPH (ug/L)	B (ug/L)	T (ug/L)	E (ug/L)	X (ug/L)	MTBE 8020 (ug/L)	MTBE 8260 (ug/L)	DIPE (ug/L)	ETBE (ug/L)	TAME (ug/L)	TBA (ug/L)	1,2- DCA (ug/L)	EDB (ug/L)	TOC (MSL)	Depth to Water (ft.)	GW Elevation (MSL)	DO Reading (ppm)
S-4	12/06/2004	4,900	670 i	520	9.9	38	24	NA	290	NA	NA	NA	NA	NA	NA	38.69	10.03	28.66	0.2
S-4	03/07/2005	28,000	2,900 i	2,300	130	690	770	NA	770	NA	NA	NA	NA	NA	NA	38.69	6.20	32.49	0.2
S-4	06/10/2005	13,000	2,700 i	1,900	81	380	460	NA	890	NA	NA	NA	NA	NA	NA	38.69	8.90	29.79	0.15
S-5	05/31/2002	NA	NA	NA	NA	NA	NA	NA	NA	NA	NA	NA	NA	NA	NA	NA	9.54	NA	NA
S-5	06/19/2002	16,000	<2,000	2,600	320	180	1,600	NA	5,300	NA	NA	NA	NA	NA	NA	NA	9.87	NA	NA
S-5	09/11/2002	8,800	<1,200	1,500	64	89	120	NA	5,600	NA	NA	NA	NA	NA	NA	NA	10.28	NA	0.9
S-5	12/11/2002	4,400	<1,000	280	61	130	130	NA	4,000	NA	NA	NA	NA	NA	NA	NA	9.87	NA	2.9
S-5	03/11/2003	2,300	<900	28	5.6	59	15	NA	2,400	NA	NA	NA	NA	NA	NA	38.05	8.26	29.79	1.6
S-5	06/10/2003	2,400	620 a	11	7.2	56	38	NA	1,100	NA	NA	NA	NA	NA	NA	38.05	8.51	29.54	0.1
S-5	09/09/2003	3,700	660 a	23	14	44	150	NA	440	NA	NA	NA	NA	NA	NA	38.05	9.44	28.61	0.1
S-5	12/09/2003	12,000	600 a	200	80	41	320	NA	580	NA	NA	NA	NA	NA	NA	38.05	9.50	28.55	0.4
S-5	03/09/2004	2,300	550 a	130	3.5	6.9	13	NA	250	NA	NA	NA	NA	NA	NA	38.05	7.04	31.01	0.2
S-5	06/08/2004	2,900	490 a	11	<2.5	8.9	18	NA	120	NA	NA	NA	NA	NA	NA	38.05	8.87	29.18	0.2
S-5	09/07/2004	3,600	650 i	17	11	12	30	NA	120	<10	<10	<10	3,700	NA	NA	38.05	9.45	28.60	0.1
S-5	12/06/2004	4,700	460 i	99	28	14	69	NA	180	NA	NA	NA	NA	NA	NA	38.05	8.75	29.30	0.1
S-5	03/07/2005	4,700	360 i	440	<2.5	<2.5	<5.0	NA	200	NA	NA	NA	NA	NA	NA	38.05	7.28	30.77	0.1
S-5	06/10/2005	1,200	240 i	1.3	<0.50	<0.50	1.2	NA	80	NA	NA	NA	NA	NA	NA	38.05	7.26	30.79	0.25
S-6	02/22/2007	NA	NA	NA	NA	NA	NA	NA	NA	NA	NA	NA	NA	NA	NA	37.86	8.18	29.68	NA
S-6	03/02/2007	5,100 k	1,700 j	630 k	23	200	110	NA	140	NA	NA	NA	280	13	<0.50	37.86	7.73	30.13	NA
S-6	05/23/2007	5,600 l	2,600 j	510	16	11	144	NA	72	NA	NA	NA	66	<2.5	<5.0	37.86	8.13	29.73	NA
S-6	08/28/2007	13,000 l	6,100 m, o	650	32	480	242	NA	78	6.1	<10	<10	320	<2.5	<5.0	37.86	8.44	29.42	NA
S-7	02/22/2007	NA	NA	NA	NA	NA	NA	NA	NA	NA	NA	NA	NA	NA	NA	37.58	7.39	30.19	NA
S-7	03/02/2007	100,000 k	2,500 j	32,000 k	9,700 k	2,900 k	14,000 k	NA	310 k	NA	NA	NA	480	150	<0.50	37.58	7.42	30.16	NA
S-7	05/23/2007	82,000 l,m	3,700 j	24,000	8,100	2,800	13,000	NA	190	NA	NA	NA	<200	<10	<20	37.58	8.38	29.20	NA
S-7	08/28/2007	96,000 l	4,500 m, o	23,000	7,000	2,900	12,200	NA	190 n	<400	<400	<400	<2000	<100	<200	37.58	9.32	28.26	NA
S-8	02/22/2007	NA	NA	NA	NA	NA	NA	NA	NA	NA	NA	NA	NA	NA	NA	37.05	6.65	30.40	NA
S-8	03/02/2007	72,000 k	2,300 j	12,000 k	5,600 k	2,900 k	15,000 k	NA	120	NA	NA	NA	230	150	<2.5	37.05	6.60	30.45	NA
S-8	05/23/2007	69,000 l,m	5,800 j	12,000	6,700	3,100	19,500	NA	160	NA	NA	NA	280	<10	<20	37.05	7.91	29.14	NA
S-8	08/28/2007	69,000 l	6,700 m, o	11,000	4,800	3,100	16,800	NA	170	<200	<200	<200	<1000	<50	<100	37.05	8.79	28.26	NA

WELL CONCENTRATIONS
Former Shell Service Station
4411 Foothill Boulevard
Oakland, CA

Well ID	Date	TPPH (ug/L)	TEPH (ug/L)	B (ug/L)	T (ug/L)	E (ug/L)	X (ug/L)	MTBE 8020 (ug/L)	MTBE 8260 (ug/L)	DIPE (ug/L)	ETBE (ug/L)	TAME (ug/L)	TBA (ug/L)	1,2- DCA (ug/L)	EDB (ug/L)	TOC (MSL)	Depth to Water (ft.)	GW Elevation (MSL)	DO Reading (ppm)
S-9	02/22/2007	NA	NA	NA	NA	NA	NA	NA	NA	NA	NA	NA	NA	NA	NA	37.52	7.59	29.93	NA
S-9	03/02/2007	12,000	1,400 j	150	200	1,200	2,500	NA	5.8	NA	NA	NA	<50	<5.0	<5.0	37.52	7.30	30.22	NA
S-9	05/23/2007	8,200 l	2,300 j	13	38	2.5 n	1,453	NA	5.2 n	NA	NA	NA	<100	<5.0	<10	37.52	8.43	29.09	NA
S-9	08/28/2007	9,500 l	2,800 m, o	21	49	540	789	NA	<10	<20	<20	<20	<100	<5.0	<10	37.52	9.59	27.93	NA
BW-A	09/30/1999	NA	NA	NA	NA	NA	NA	NA	NA	NA	NA	NA	NA	NA	NA	NA	10.55	NA	2.3
BW-A	12/22/1999	NA	NA	NA	NA	NA	NA	NA	NA	NA	NA	NA	NA	NA	NA	NA	9.52	NA	2.2
BW-A	03/09/2000	NA	NA	NA	NA	NA	NA	NA	NA	NA	NA	NA	NA	NA	NA	NA	3.99	NA	1.5
BW-A	06/20/2000	NA	NA	NA	NA	NA	NA	NA	NA	NA	NA	NA	NA	NA	NA	NA	9.69	NA	2.4
BW-A	09/05/2000	NA	NA	NA	NA	NA	NA	NA	NA	NA	NA	NA	NA	NA	NA	NA	9.43	NA	1.0
BW-A	12/04/2000	NA	NA	NA	NA	NA	NA	NA	NA	NA	NA	NA	NA	NA	NA	NA	8.96	NA	1.3
BW-A	12/12/2000	NA	NA	NA	NA	NA	NA	NA	NA	NA	NA	NA	NA	NA	NA	NA	8.71	NA	NA
BW-A	03/08/2001	<2,500	1,370 a	46.6	<25.0	<25.0	<25.0	10,600	11,700	NA	NA	NA	NA	NA	NA	NA	6.38	NA	0.9/1.4
BW-A	06/07/2001	1,100	960	<10	<10	<10	17	7,200	NA	NA	NA	NA	NA	NA	NA	NA	9.82	NA	3.6/0.8
BW-A	09/13/2001	<2,000	460	<20	<20	<20	<50	NA	13,000	NA	NA	NA	NA	NA	NA	NA	10.49	NA	3.3/1.7
BW-A	11/19/2001	NA	NA	NA	NA	NA	NA	NA	NA	NA	NA	NA	NA	NA	NA	NA	9.89	NA	NA

WELL CONCENTRATIONS
Former Shell Service Station
4411 Foothill Boulevard
Oakland, CA

Well ID	Date	TPPH (ug/L)	TEPH (ug/L)	B (ug/L)	T (ug/L)	E (ug/L)	X (ug/L)	MTBE 8020 (ug/L)	MTBE 8260 (ug/L)	DIPE (ug/L)	ETBE (ug/L)	TAME (ug/L)	TBA (ug/L)	1,2- DCA (ug/L)	EDB (ug/L)	TOC (MSL)	Depth to Water (ft.)	GW Elevation (MSL)	DO Reading (ppm)
---------	------	----------------	----------------	-------------	-------------	-------------	-------------	------------------------	------------------------	----------------	----------------	----------------	---------------	-----------------------	---------------	--------------	----------------------------	--------------------------	------------------------

Abbreviations:

TPPH = Total petroleum hydrocarbons as gasoline by EPA Method 8260B; prior to September 13, 2001, analyzed by EPA Method 8015.

TEPH = Total petroleum hydrocarbons as diesel by modified EPA Method 8015.

BTEX = Benzene, toluene, ethylbenzene, xylenes by EPA Method 8260B; prior to September 13, 2001, analyzed by EPA Method 8020.

MTBE = Methyl tertiary butyl ether

DIPE = Di-isopropyl ether, analyzed by EPA Method 8260B

ETBE = Ethyl tertiary butyl ether, analyzed by EPA Method 8260B

TAME = Tertiary amyl methyl ether, analyzed by EPA Method 8260B

TBA = Tertiary butyl alcohol, analyzed by EPA Method 8260B

1,2-DCA = 1,2-Dichloroethane, analyzed by EPA Method 8260B

EDB = Ethylene Dibromide, analyzed by EPA Method 8260B

TOB = Top of Box Elevation

TOC = Top of Casing Elevation

GW = Groundwater

DO = Dissolved Oxygen

ug/L = Parts per billion

ppm = Parts per million

MSL = Mean sea level

ft. = Feet

<n = Below detection limit

(D) = Duplicate sample

n/n = Pre-purge/Post-purge

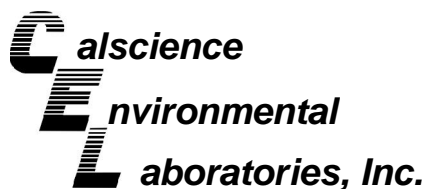
NA = Not applicable

WELL CONCENTRATIONS
Former Shell Service Station
4411 Foothill Boulevard
Oakland, CA

Well ID	Date	TPPH (ug/L)	TEPH (ug/L)	B (ug/L)	T (ug/L)	E (ug/L)	X (ug/L)	MTBE 8020 (ug/L)	MTBE 8260 (ug/L)	DIPE (ug/L)	ETBE (ug/L)	TAME (ug/L)	TBA (ug/L)	1,2- DCA (ug/L)	EDB (ug/L)	TOC (MSL)	Depth to Water (ft.)	GW Elevation (MSL)	DO Reading (ppm)
---------	------	----------------	----------------	-------------	-------------	-------------	-------------	------------------------	------------------------	----------------	----------------	----------------	---------------	-----------------------	---------------	--------------	----------------------------	--------------------------	------------------------

Notes:

- a = Chromatogram pattern indicates an unidentified hydrocarbon/Hydrocarbon does not match pattern of laboratory's standard.
 - b = National Environmental Testing, Inc. (NET), analyzed within hold time but further dilutions were required and analyzed out of hold time.
NET suggests that these should be considered minimum concentrations.
 - c = Sample analyzed outside the EPA recommended holding times.
 - d = Result reported was generated out of hold time.
 - e = Post-purge DO reading.
 - f = Pre-purge DO reading.
 - g = Estimated depth to water from top of box; TOB determined by using the survey data from February 3, 2000 for the difference between TOB and TOC.
 - h = Estimated depth to water from TOB. Wellbox was destroyed. No new survey.
 - i = Hydrocarbon reported is in the early Diesel range and does not match the laboratory's standard.
 - j = Diesel with Silica gel clean-up.
 - k = Initial analysis within holding time. Reanalysis for the required dilution or confirmation was past holding time.
 - l = Analyzed by EPA Method 8015B (M).
 - m = The sample chromatographic pattern for TPH does not match the chromatographic pattern of the specified standard. Quantitation of the unknown hydrocarbon(s) in the sample was based upon the specified standard.
 - n = Analyte was detected at a concentration below the reporting limit and above the laboratory method detection limit. Reported value is estimated.
 - o = The sample extract was subjected to Silica Gel treatment prior to analysis.
- Wells S-1 through S-4 surveyed February 3, 2000 by Virgil Chavez Land Surveying of Vallejo, CA.
Wells S-1 through S-4 surveyed March 5, 2002 by Virgil Chavez Land Surveying of Vallejo, CA.
Beginning December 12, 2002, depth to water referenced to Top of Casing elevation.
Well S-5 surveyed May 29, 2003 by Virgil Chavez Land Surveying of Vallejo, CA.
Wells S-6 through S-9 surveyed February 21, 2007 by Virgil Chavez Land Surveying of Vallejo, CA.



September 10, 2007

Michael Ninokata
Blaine Tech Services, Inc.
1680 Rogers Avenue
San Jose, CA 95112-1105

Subject: **Calscience Work Order No.: 07-08-2169**
Client Reference: 4411 Foothill Blvd., Oakland, CA

Dear Client:

Enclosed is an analytical report for the above-referenced project. The samples included in this report were received 8/31/2007 and analyzed in accordance with the attached chain-of-custody.

Unless otherwise noted, all analytical testing was accomplished in accordance with the guidelines established in our Quality Systems Manual, applicable standard operating procedures, and other related documentation. The original report of subcontracted analysis, if any, is provided herein, and follows the standard Calscience data package. The results in this analytical report are limited to the samples tested and any reproduction thereof must be made in its entirety.

If you have any questions regarding this report, please do not hesitate to contact the undersigned.

Sincerely,

A handwritten signature in black ink, appearing to read 'Danielle Gonsman', with a horizontal line extending to the right.

Calscience Environmental
Laboratories, Inc.
Danielle Gonsman
Project Manager

Analytical Report



Blaine Tech Services, Inc.
1680 Rogers Avenue
San Jose, CA 95112-1105

Date Received: 08/31/07
Work Order No: 07-08-2169
Preparation: EPA 3510C
Method: EPA 8015B (M)

Project: 4411 Foothill Blvd., Oakland, CA

Page 1 of 2

Client Sample Number	Lab Sample Number	Date Collected	Matrix	Instrument	Date Prepared	Date Analyzed	QC Batch ID
S-6	07-08-2169-1	08/28/07	Aqueous	GC 23	08/31/07	09/05/07	070831B12

Comment(s):
-The sample chromatographic pattern for TPH does not match the chromatographic pattern of the specified standard. Quantitation of the unknown hydrocarbon(s) in the sample was based upon the specified standard.
-The sample extract was subjected to Silica Gel treatment prior to analysis.

Parameter	Result	RL	DF	Qual	Units
TPH as Diesel	6100	50	1		ug/L
<u>Surrogates:</u>	<u>REC (%)</u>	<u>Control Limits</u>		<u>Qual</u>	
Decachlorobiphenyl	110	68-140			

Client Sample Number	Lab Sample Number	Date Collected	Matrix	Instrument	Date Prepared	Date Analyzed	QC Batch ID
S-7	07-08-2169-2	08/28/07	Aqueous	GC 23	08/31/07	09/05/07	070831B12

Comment(s):
-The sample chromatographic pattern for TPH does not match the chromatographic pattern of the specified standard. Quantitation of the unknown hydrocarbon(s) in the sample was based upon the specified standard.
-The sample extract was subjected to Silica Gel treatment prior to analysis.

Parameter	Result	RL	DF	Qual	Units
TPH as Diesel	4500	50	1		ug/L
<u>Surrogates:</u>	<u>REC (%)</u>	<u>Control Limits</u>		<u>Qual</u>	
Decachlorobiphenyl	95	68-140			

Client Sample Number	Lab Sample Number	Date Collected	Matrix	Instrument	Date Prepared	Date Analyzed	QC Batch ID
S-8	07-08-2169-3	08/28/07	Aqueous	GC 23	08/31/07	09/05/07	070831B12

Comment(s):
-The sample chromatographic pattern for TPH does not match the chromatographic pattern of the specified standard. Quantitation of the unknown hydrocarbon(s) in the sample was based upon the specified standard.
-The sample extract was subjected to Silica Gel treatment prior to analysis.

Parameter	Result	RL	DF	Qual	Units
TPH as Diesel	6700	50	1		ug/L
<u>Surrogates:</u>	<u>REC (%)</u>	<u>Control Limits</u>		<u>Qual</u>	
Decachlorobiphenyl	131	68-140			

RL - Reporting Limit , DF - Dilution Factor , Qual - Qualifiers

Analytical Report



Blaine Tech Services, Inc.
1680 Rogers Avenue
San Jose, CA 95112-1105

Date Received: 08/31/07
Work Order No: 07-08-2169
Preparation: EPA 3510C
Method: EPA 8015B (M)

Project: 4411 Foothill Blvd., Oakland, CA

Page 2 of 2

Client Sample Number	Lab Sample Number	Date Collected	Matrix	Instrument	Date Prepared	Date Analyzed	QC Batch ID
S-9	07-08-2169-4	08/28/07	Aqueous	GC 23	08/31/07	09/05/07	070831B12

Comment(s):
-The sample chromatographic pattern for TPH does not match the chromatographic pattern of the specified standard. Quantitation of the unknown hydrocarbon(s) in the sample was based upon the specified standard.
-The sample extract was subjected to Silica Gel treatment prior to analysis.

<u>Parameter</u>	<u>Result</u>	<u>RL</u>	<u>DF</u>	<u>Qual</u>	<u>Units</u>
TPH as Diesel	2800	50	1		ug/L
<u>Surrogates:</u>	<u>REC (%)</u>	<u>Control Limits</u>		<u>Qual</u>	
Decachlorobiphenyl	121	68-140			

Method Blank	099-12-330-341	N/A	Aqueous	GC 23	08/31/07	09/05/07	070831B12
---------------------	-----------------------	------------	----------------	--------------	-----------------	-----------------	------------------

<u>Parameter</u>	<u>Result</u>	<u>RL</u>	<u>DF</u>	<u>Qual</u>	<u>Units</u>
TPH as Diesel	ND	50	1		ug/L
<u>Surrogates:</u>	<u>REC (%)</u>	<u>Control Limits</u>		<u>Qual</u>	
Decachlorobiphenyl	104	68-140			

RL - Reporting Limit , DF - Dilution Factor , Qual - Qualifiers

Analytical Report



Blaine Tech Services, Inc.
1680 Rogers Avenue
San Jose, CA 95112-1105

Date Received: 08/31/07
Work Order No: 07-08-2169
Preparation: EPA 5030B
Method: EPA 8015B (M)

Project: 4411 Foothill Blvd., Oakland, CA

Page 1 of 2

Client Sample Number	Lab Sample Number	Date Collected	Matrix	Instrument	Date Prepared	Date Analyzed	QC Batch ID
S-6	07-08-2169-1	08/28/07	Aqueous	GC 25	09/04/07	09/05/07	070904B01

Parameter	Result	RL	DF	Qual	Units
TPH as Gasoline	13000	250	5		ug/L
<u>Surrogates:</u>	<u>REC (%)</u>	<u>Control Limits</u>		<u>Qual</u>	
1,4-Bromofluorobenzene	128	38-134			

S-7	07-08-2169-2	08/28/07	Aqueous	GC 25	09/04/07	09/05/07	070904B01
-----	--------------	----------	---------	-------	----------	----------	-----------

Parameter	Result	RL	DF	Qual	Units
TPH as Gasoline	96000	2500	50		ug/L
<u>Surrogates:</u>	<u>REC (%)</u>	<u>Control Limits</u>		<u>Qual</u>	
1,4-Bromofluorobenzene	87	38-134			

S-8	07-08-2169-3	08/28/07	Aqueous	GC 25	09/04/07	09/05/07	070904B02
-----	--------------	----------	---------	-------	----------	----------	-----------

Parameter	Result	RL	DF	Qual	Units
TPH as Gasoline	69000	2500	50		ug/L
<u>Surrogates:</u>	<u>REC (%)</u>	<u>Control Limits</u>		<u>Qual</u>	
1,4-Bromofluorobenzene	82	38-134			

S-9	07-08-2169-4	08/28/07	Aqueous	GC 25	09/04/07	09/05/07	070904B02
-----	--------------	----------	---------	-------	----------	----------	-----------

Parameter	Result	RL	DF	Qual	Units
TPH as Gasoline	9500	500	10		ug/L
<u>Surrogates:</u>	<u>REC (%)</u>	<u>Control Limits</u>		<u>Qual</u>	
1,4-Bromofluorobenzene	82	38-134			

RL - Reporting Limit , DF - Dilution Factor , Qual - Qualifiers

Analytical Report



Blaine Tech Services, Inc.
1680 Rogers Avenue
San Jose, CA 95112-1105

Date Received: 08/31/07
Work Order No: 07-08-2169
Preparation: EPA 5030B
Method: EPA 8015B (M)

Project: 4411 Foothill Blvd., Oakland, CA

Page 2 of 2

Client Sample Number	Lab Sample Number	Date Collected	Matrix	Instrument	Date Prepared	Date Analyzed	QC Batch ID
Method Blank	099-12-436-863	N/A	Aqueous	GC 25	09/04/07	09/04/07	070904B01

<u>Parameter</u>	<u>Result</u>	<u>RL</u>	<u>DF</u>	<u>Qual</u>	<u>Units</u>
TPH as Gasoline	ND	50	1		ug/L
<u>Surrogates:</u>	<u>REC (%)</u>	<u>Control Limits</u>		<u>Qual</u>	
1,4-Bromofluorobenzene	74	38-134			

Method Blank	099-12-436-864	N/A	Aqueous	GC 25	09/04/07	09/05/07	070904B02
--------------	----------------	-----	---------	-------	----------	----------	-----------

<u>Parameter</u>	<u>Result</u>	<u>RL</u>	<u>DF</u>	<u>Qual</u>	<u>Units</u>
TPH as Gasoline	ND	50	1		ug/L
<u>Surrogates:</u>	<u>REC (%)</u>	<u>Control Limits</u>		<u>Qual</u>	
1,4-Bromofluorobenzene	69	38-134			

RL - Reporting Limit , DF - Dilution Factor , Qual - Qualifiers

Analytical Report

Blaine Tech Services, Inc.
1680 Rogers Avenue
San Jose, CA 95112-1105

Date Received: 08/31/07
Work Order No: 07-08-2169
Preparation: EPA 5030B
Method: EPA 8260B
Units: ug/L

Project: 4411 Foothill Blvd., Oakland, CA

Page 1 of 2

Client Sample Number	Lab Sample Number	Date Collected	Matrix	Instrument	Date Prepared	Date Analyzed	QC Batch ID
S-6	07-08-2169-1	08/28/07	Aqueous	GC/MS Z	09/07/07	09/07/07	070907L01

Comment(s): -Results were evaluated to the MDL, concentrations >= to the MDL but < RL, if found, are qualified with a "J" flag.

Parameter	Result	RL	MDL	DF	Qual	Parameter	Result	RL	MDL	DF	Qual
Benzene	650	2.5	0.70	5		o-Xylene	22	5.0	0.84	5	
1,2-Dibromoethane	ND	5.0	2.4	5		Methyl-t-Butyl Ether (MTBE)	78	5.0	1.3	5	
1,2-Dichloroethane	ND	2.5	1.3	5		Tert-Butyl Alcohol (TBA)	320	50	27	5	
Ethylbenzene	480	5.0	1.1	5		Diisopropyl Ether (DIPE)	6.1	10	1.7	5	J
Toluene	32	5.0	1.4	5		Ethyl-t-Butyl Ether (ETBE)	ND	10	0.92	5	
p/m-Xylene	220	5.0	2.7	5		Tert-Amyl-Methyl Ether (TAME)	ND	10	5.6	5	
Surrogates:	REC (%)	Control Limits			Qual	Surrogates:	REC (%)	Control Limits			Qual
Dibromofluoromethane	100	74-140				1,2-Dichloroethane-d4	99	74-146			
Toluene-d8	101	88-112				1,4-Bromofluorobenzene	98	74-110			

Client Sample Number	Lab Sample Number	Date Collected	Matrix	Instrument	Date Prepared	Date Analyzed	QC Batch ID
S-7	07-08-2169-2	08/28/07	Aqueous	GC/MS Z	09/07/07	09/07/07	070907L01

Comment(s): -Results were evaluated to the MDL, concentrations >= to the MDL but < RL, if found, are qualified with a "J" flag.


Parameter	Result	RL	MDL	DF	Qual	Parameter	Result	RL	MDL	DF	Qual
Benzene	23000	100	28	200		o-Xylene	3200	200	34	200	
1,2-Dibromoethane	ND	200	97	200		Methyl-t-Butyl Ether (MTBE)	190	200	52	200	J
1,2-Dichloroethane	ND	100	53	200		Tert-Butyl Alcohol (TBA)	ND	2000	1100	200	
Ethylbenzene	2900	200	45	200		Diisopropyl Ether (DIPE)	ND	400	66	200	
Toluene	7000	200	54	200		Ethyl-t-Butyl Ether (ETBE)	ND	400	37	200	
p/m-Xylene	9000	200	110	200		Tert-Amyl-Methyl Ether (TAME)	ND	400	220	200	
Surrogates:	REC (%)	Control Limits			Qual	Surrogates:	REC (%)	Control Limits			Qual
Dibromofluoromethane	100	74-140				1,2-Dichloroethane-d4	98	74-146			
Toluene-d8	101	88-112				1,4-Bromofluorobenzene	98	74-110			

Client Sample Number	Lab Sample Number	Date Collected	Matrix	Instrument	Date Prepared	Date Analyzed	QC Batch ID
S-8	07-08-2169-3	08/28/07	Aqueous	GC/MS Z	09/07/07	09/07/07	070907L01

Comment(s): -Results were evaluated to the MDL, concentrations >= to the MDL but < RL, if found, are qualified with a "J" flag.

Parameter	Result	RL	MDL	DF	Qual	Parameter	Result	RL	MDL	DF	Qual
Benzene	11000	50	14	100		o-Xylene	4800	100	17	100	
1,2-Dibromoethane	ND	100	49	100		Methyl-t-Butyl Ether (MTBE)	170	100	26	100	
1,2-Dichloroethane	ND	50	26	100		Tert-Butyl Alcohol (TBA)	ND	1000	540	100	
Ethylbenzene	3100	100	23	100		Diisopropyl Ether (DIPE)	ND	200	33	100	
Toluene	4800	100	27	100		Ethyl-t-Butyl Ether (ETBE)	ND	200	18	100	
p/m-Xylene	12000	100	54	100		Tert-Amyl-Methyl Ether (TAME)	ND	200	110	100	
Surrogates:	REC (%)	Control Limits			Qual	Surrogates:	REC (%)	Control Limits			Qual
Dibromofluoromethane	102	74-140				1,2-Dichloroethane-d4	101	74-146			
Toluene-d8	101	88-112				1,4-Bromofluorobenzene	99	74-110			

RL - Reporting Limit , DF - Dilution Factor , Qual - Qualifiers



Analytical Report

Blaine Tech Services, Inc.
1680 Rogers Avenue
San Jose, CA 95112-1105

Date Received: 08/31/07
Work Order No: 07-08-2169
Preparation: EPA 5030B
Method: EPA 8260B
Units: ug/L

Project: 4411 Foothill Blvd., Oakland, CA

Page 2 of 2

Client Sample Number	Lab Sample Number	Date Collected	Matrix	Instrument	Date Prepared	Date Analyzed	QC Batch ID
S-9	07-08-2169-4	08/28/07	Aqueous	GC/MS Z	09/07/07	09/07/07	070907L01

Comment(s): -Results were evaluated to the MDL, concentrations \geq to the MDL but $<$ RL, if found, are qualified with a "J" flag.


Parameter	Result	RL	MDL	DF	Qual	Parameter	Result	RL	MDL	DF	Qual
Benzene	21	5.0	1.4	10		o-Xylene	29	10	1.7	10	
1,2-Dibromoethane	ND	10	4.9	10		Methyl-t-Butyl Ether (MTBE)	ND	10	2.6	10	
1,2-Dichloroethane	ND	5.0	2.6	10		Tert-Butyl Alcohol (TBA)	ND	100	54	10	
Ethylbenzene	540	10	2.3	10		Diisopropyl Ether (DIPE)	ND	20	3.3	10	
Toluene	49	10	2.7	10		Ethyl-t-Butyl Ether (ETBE)	ND	20	1.8	10	
p/m-Xylene	760	10	5.4	10		Tert-Amyl-Methyl Ether (TAME)	ND	20	11	10	
Surrogates:	REC (%)	Control Limits			Qual	Surrogates:	REC (%)	Control Limits			Qual
Dibromofluoromethane	100	74-140				1,2-Dichloroethane-d4	98	74-146			
Toluene-d8	100	88-112				1,4-Bromofluorobenzene	100	74-110			

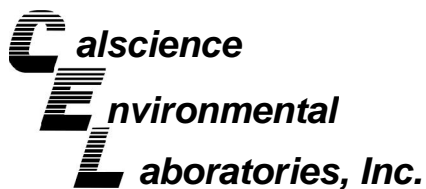
Method Blank	099-10-006-22,695	N/A	Aqueous	GC/MS Z	09/07/07	09/07/07	070907L01
--------------	-------------------	-----	---------	---------	----------	----------	-----------

Comment(s): -Results were evaluated to the MDL, concentrations \geq to the MDL but $<$ RL, if found, are qualified with a "J" flag.

Parameter	Result	RL	MDL	DF	Qual	Parameter	Result	RL	MDL	DF	Qual
Benzene	ND	0.50	0.14	1		o-Xylene	ND	1.0	0.17	1	
1,2-Dibromoethane	ND	1.0	0.49	1		Methyl-t-Butyl Ether (MTBE)	ND	1.0	0.26	1	
1,2-Dichloroethane	ND	0.50	0.26	1		Tert-Butyl Alcohol (TBA)	ND	10	5.4	1	
Ethylbenzene	ND	1.0	0.23	1		Diisopropyl Ether (DIPE)	ND	2.0	0.33	1	
Toluene	ND	1.0	0.27	1		Ethyl-t-Butyl Ether (ETBE)	ND	2.0	0.18	1	
p/m-Xylene	ND	1.0	0.54	1		Tert-Amyl-Methyl Ether (TAME)	ND	2.0	1.1	1	
Surrogates:	REC (%)	Control Limits			Qual	Surrogates:	REC (%)	Control Limits			Qual
Dibromofluoromethane	97	74-140				1,2-Dichloroethane-d4	101	74-146			
Toluene-d8	98	88-112				1,4-Bromofluorobenzene	99	74-110			

RL - Reporting Limit , DF - Dilution Factor , Qual - Qualifiers





Quality Control - Spike/Spike Duplicate



Blaine Tech Services, Inc.
1680 Rogers Avenue
San Jose, CA 95112-1105

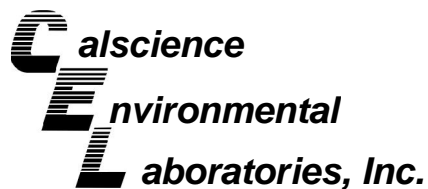
Date Received: 08/31/07
Work Order No: 07-08-2169
Preparation: EPA 5030B
Method: EPA 8015B (M)

Project 4411 Foothill Blvd., Oakland, CA

Quality Control Sample ID	Matrix	Instrument	Date Prepared	Date Analyzed	MS/MSD Batch Number
07-09-0048-6	Aqueous	GC 25	09/04/07	09/04/07	070904S01

Parameter	MS %REC	MSD %REC	%REC CL	RPD	RPD CL	Qualifiers
TPH as Gasoline	85	82	68-122	4	0-18	

RPD - Relative Percent Difference , CL - Control Limit



Quality Control - Spike/Spike Duplicate



Blaine Tech Services, Inc.
1680 Rogers Avenue
San Jose, CA 95112-1105

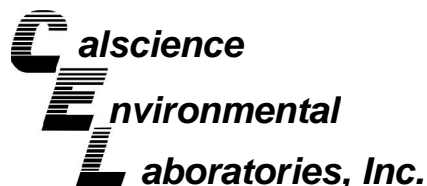
Date Received: 08/31/07
Work Order No: 07-08-2169
Preparation: EPA 5030B
Method: EPA 8015B (M)

Project 4411 Foothill Blvd., Oakland, CA

Quality Control Sample ID	Matrix	Instrument	Date Prepared	Date Analyzed	MS/MSD Batch Number
07-09-0027-1	Aqueous	GC 25	09/04/07	09/05/07	070904S02

Parameter	MS %REC	MSD %REC	%REC CL	RPD	RPD CL	Qualifiers
TPH as Gasoline	79	77	68-122	2	0-18	

RPD - Relative Percent Difference , CL - Control Limit



Quality Control - Spike/Spike Duplicate



Blaine Tech Services, Inc.
1680 Rogers Avenue
San Jose, CA 95112-1105

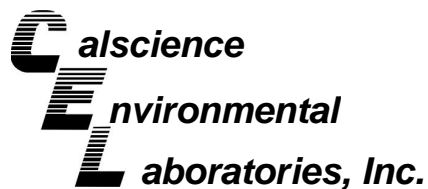
Date Received: 08/31/07
Work Order No: 07-08-2169
Preparation: EPA 5030B
Method: EPA 8260B

Project 4411 Foothill Blvd., Oakland, CA

Quality Control Sample ID	Matrix	Instrument	Date Prepared	Date Analyzed	MS/MSD Batch Number
07-08-2156-6	Aqueous	GC/MS Z	09/07/07	09/07/07	070907S01

Parameter	MS %REC	MSD %REC	%REC CL	RPD	RPD CL	Qualifiers
Benzene	95	95	88-118	0	0-7	
Carbon Tetrachloride	101	102	67-145	0	0-11	
Chlorobenzene	97	100	88-118	4	0-7	
1,2-Dibromoethane	104	106	70-130	2	0-30	
1,2-Dichlorobenzene	99	103	86-116	4	0-8	
1,1-Dichloroethene	94	95	70-130	1	0-25	
Ethylbenzene	98	101	70-130	3	0-30	
Toluene	98	99	87-123	1	0-8	
Trichloroethene	95	94	79-127	1	0-10	
Vinyl Chloride	85	87	69-129	2	0-13	
Methyl-t-Butyl Ether (MTBE)	98	101	71-131	2	0-13	
Tert-Butyl Alcohol (TBA)	106	94	36-168	12	0-45	
Diisopropyl Ether (DIPE)	95	97	81-123	2	0-9	
Ethyl-t-Butyl Ether (ETBE)	101	103	72-126	2	0-12	
Tert-Amyl-Methyl Ether (TAME)	103	106	72-126	2	0-12	
Ethanol	88	84	53-149	5	0-31	

RPD - Relative Percent Difference , CL - Control Limit



Quality Control - LCS/LCS Duplicate



Blaine Tech Services, Inc.
1680 Rogers Avenue
San Jose, CA 95112-1105

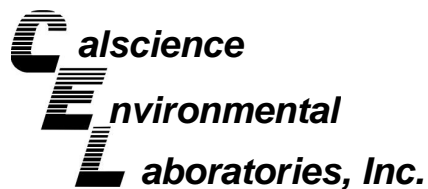
Date Received: N/A
Work Order No: 07-08-2169
Preparation: EPA 3510C
Method: EPA 8015B (M)

Project: 4411 Foothill Blvd., Oakland, CA

Quality Control Sample ID	Matrix	Instrument	Date Prepared	Date Analyzed	LCS/LCSD Batch Number
099-12-330-341	Aqueous	GC 23	08/31/07	09/05/07	070831B12

<u>Parameter</u>	<u>LCS %REC</u>	<u>LCSD %REC</u>	<u>%REC CL</u>	<u>RPD</u>	<u>RPD CL</u>	<u>Qualifiers</u>
TPH as Diesel	97	94	75-117	3	0-13	

RPD - Relative Percent Difference , CL - Control Limit



Quality Control - LCS/LCS Duplicate



Blaine Tech Services, Inc.
1680 Rogers Avenue
San Jose, CA 95112-1105

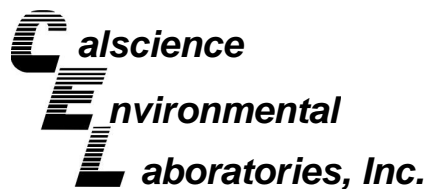
Date Received: N/A
Work Order No: 07-08-2169
Preparation: EPA 5030B
Method: EPA 8015B (M)

Project: 4411 Foothill Blvd., Oakland, CA

Quality Control Sample ID	Matrix	Instrument	Date Prepared	Date Analyzed	LCS/LCSD Batch Number
099-12-436-863	Aqueous	GC 25	09/04/07	09/04/07	070904B01

<u>Parameter</u>	<u>LCS %REC</u>	<u>LCSD %REC</u>	<u>%REC CL</u>	<u>RPD</u>	<u>RPD CL</u>	<u>Qualifiers</u>
TPH as Gasoline	81	79	78-120	2	0-10	

RPD - Relative Percent Difference , CL - Control Limit



Quality Control - LCS/LCS Duplicate



Blaine Tech Services, Inc.
1680 Rogers Avenue
San Jose, CA 95112-1105

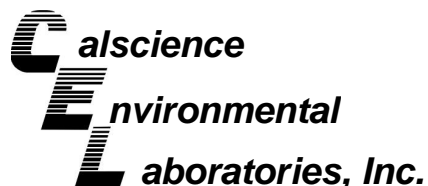
Date Received: N/A
Work Order No: 07-08-2169
Preparation: EPA 5030B
Method: EPA 8015B (M)

Project: 4411 Foothill Blvd., Oakland, CA

Quality Control Sample ID	Matrix	Instrument	Date Prepared	Date Analyzed	LCS/LCSD Batch Number
099-12-436-864	Aqueous	GC 25	09/04/07	09/05/07	070904B02

<u>Parameter</u>	<u>LCS %REC</u>	<u>LCSD %REC</u>	<u>%REC CL</u>	<u>RPD</u>	<u>RPD CL</u>	<u>Qualifiers</u>
TPH as Gasoline	79	82	78-120	5	0-10	

RPD - Relative Percent Difference , CL - Control Limit



Quality Control - LCS/LCS Duplicate



Blaine Tech Services, Inc.
1680 Rogers Avenue
San Jose, CA 95112-1105

Date Received: N/A
Work Order No: 07-08-2169
Preparation: EPA 5030B
Method: EPA 8260B

Project: 4411 Foothill Blvd., Oakland, CA


Quality Control Sample ID	Matrix	Instrument	Date Prepared	Date Analyzed	LCS/LCSD Batch Number
099-10-006-22,695	Aqueous	GC/MS Z	09/07/07	09/07/07	070907L01

Parameter	LCS %REC	LCSD %REC	%REC CL	RPD	RPD CL	Qualifiers
Benzene	96	94	84-120	2	0-8	
Carbon Tetrachloride	100	100	63-147	0	0-10	
Chlorobenzene	97	96	89-119	1	0-7	
1,2-Dibromoethane	102	98	80-120	3	0-20	
1,2-Dichlorobenzene	102	96	89-119	6	0-9	
1,1-Dichloroethene	94	92	77-125	2	0-16	
Ethylbenzene	98	98	80-120	1	0-20	
Toluene	98	96	83-125	2	0-9	
Trichloroethene	95	94	89-119	1	0-8	
Vinyl Chloride	90	83	63-135	8	0-13	
Methyl-t-Butyl Ether (MTBE)	94	92	82-118	2	0-13	
Tert-Butyl Alcohol (TBA)	99	99	46-154	0	0-32	
Diisopropyl Ether (DIPE)	91	90	81-123	1	0-11	
Ethyl-t-Butyl Ether (ETBE)	98	92	74-122	6	0-12	
Tert-Amyl-Methyl Ether (TAME)	98	100	76-124	1	0-10	
Ethanol	85	88	60-138	3	0-32	

RPD - Relative Percent Difference , CL - Control Limit

Work Order Number: 07-08-2169

<u>Qualifier</u>	<u>Definition</u>
*	See applicable analysis comment.
1	Surrogate compound recovery was out of control due to a required sample dilution, therefore, the sample data was reported without further clarification.
2	Surrogate compound recovery was out of control due to matrix interference. The associated method blank surrogate spike compound was in control and, therefore, the sample data was reported without further clarification.
3	Recovery of the Matrix Spike (MS) or Matrix Spike Duplicate (MSD) compound was out of control due to matrix interference. The associated LCS and/or LCSD was in control and, therefore, the sample data was reported without further clarification.
4	The MS/MSD RPD was out of control due to matrix interference. The LCS/LCSD RPD was in control and, therefore, the sample data was reported without further clarification.
5	The PDS/PDSD associated with this batch of samples was out of control due to a matrix interference effect. The associated batch LCS/LCSD was in control and, hence, the associated sample data was reported with no further corrective action required.
A	Result is the average of all dilutions, as defined by the method.
B	Analyte was present in the associated method blank.
C	Analyte presence was not confirmed on primary column.
E	Concentration exceeds the calibration range.
H	Sample received and/or analyzed past the recommended holding time.
J	Analyte was detected at a concentration below the reporting limit and above the laboratory method detection limit. Reported value is estimated.
N	Nontarget Analyte.
ND	Parameter not detected at the indicated reporting limit.
Q	Spike recovery and RPD control limits do not apply resulting from the parameter concentration in the sample exceeding the spike concentration by a factor of four or greater.
U	Undetected at the laboratory method detection limit.
X	% Recovery and/or RPD out-of-range.
Z	Analyte presence was not confirmed by second column or GC/MS analysis.



- LAB: TA - Irvine, California
 TA - Morgan Hill, California
 TA - Sacramento, California
 TA - Nashville, Tennessee
 Calscience
 Other _____



SHELL Chain Of Custody Record

NAME OF PERSON TO BILL: Denis Brown

ENVIRONMENTAL SERVICES CHECK BOX TO VERIFY IF NO INCIDENT # APPLIES

NETWORK DEV / FE BILL CONSULTANT

COMPLIANCE RMT/CRMT

INCIDENT # (ES ONLY): 9 8 9 9 5 7 4 6

DATE: 8/28/07

PAGE: 1 of 1

SAMPLING COMPANY: **Blaine Tech Services** LOG CODE: _____

ADDRESS: **1680 Rogers Avenue, San Jose, CA 95112**

PROJECT CONTACT (Hardcopy or PDF Report to): **Michael Ninokata**

TELEPHONE: **408-573-0555** FAX: **408-573-7771** E-MAIL: **mninokata@blainetech.com**

TAT (STD IS 10 BUSINESS DAYS / RUSH IS CALENDAR DAYS): STD 5 DAY 3 DAY 2 DAY 24 HOURS RESULTS NEEDED ON WEEKEND

LA - RWQCB REPORT FORMAT UST AGENCY: _____

SPECIAL INSTRUCTIONS OR NOTES: EDD NOT NEEDED SHELL CONTRACT RATE APPLIES STATE REIMB RATE APPLIES RECEIPT VERIFICATION REQUESTED

Run TPH-D with Silica Gel Clean Up

SITE ADDRESS: Street and City: **4411 Foothill Blvd., Oakland** State: **CA** GLOBAL ID NO.: **T0600101065**


EDF DELIVERABLE TO (Name, Company, Office Location): **Dennis Baertschi, CRA, Eureka Office** PHONE NO.: **707-268-3813** E-MAIL: **sonomaedf@croworld.com** CONSULTANT PROJECT NO.: **070828-PCZ**

SAMPLER NAME(S) (Print): **P. Lornish, M. Pierce, K. Rogowski** LAB USE ONLY: **08-2169**

REQUESTED ANALYSIS

LAB USE ONLY	Field Sample Identification	SAMPLING		MATRIX	NO. OF CONT.	TPH - Gas, Purgeable (8260B)	TPH - Diesel, Extractable (8015M)	BTEX (8260B)	5 Oxygenates (8260B) (MTBE, TBA, DIPE, TAME, ETBE)	MTBE (8260B)	TBA (8260B)	DIPE (8260B)	TAME (8260B)	ETBE (8260B)	1,2 DCA (8260B)	EDB (8260B)	Ethanol (8260B)	Methanol (8015M)	TDS (180.1)	TEMPERATURE ON RECEIPT C°	FIELD NOTES: Container/Preservative or PID Readings or Laboratory Notes
		DATE	TIME																		
1	S-6	8/28/07	1108	W	7	X	X	X	X							X	X				
2	S-7	↓	1250	↓	7	X	X	X	X							X	X				
3	S-8	↓	1305	↓	7	X	X	X	X							X	X				
4	S-9	↓	1235	↓	7	X	X	X	X							X	X				

Relinquished by: (Signature) <i>[Signature]</i>	Received by: (Signature) <i>[Signature]</i>	Date: 8/28/07	Time: 14:25
Relinquished by: (Signature) <i>[Signature]</i>	Received by: (Signature) <i>[Signature]</i>	Date: 08/30/07	Time: 16:30
Relinquished by: (Signature) _____	Received by: (Signature) <i>[Signature]</i>	Date: 8/31/07	Time: 1000



WORK ORDER #: 07 - 08 - 2169

Cooler 1 of 1

SAMPLE RECEIPT FORM

CLIENT: Blaine Tech

DATE: 8/31/07

TEMPERATURE - SAMPLES RECEIVED BY:

CALSCIENCE COURIER:

- Chilled, cooler with temperature blank provided.
Chilled, cooler without temperature blank.
Chilled and placed in cooler with wet ice.
Ambient and placed in cooler with wet ice.
Ambient temperature.
C Temperature blank.

LABORATORY (Other than Calscience Courier):

- 4.1 C Temperature blank.
C IR thermometer.
Ambient temperature.

Initial: JP

CUSTODY SEAL INTACT:

Sample(s): Cooler: No (Not Intact): Not Present: [check]

Initial: JP

SAMPLE CONDITION:

Table with 4 columns: Description, Yes, No, N/A. Rows include Chain-Of-Custody document(s), Sampler's name, Sample container label, Sample container(s) intact, Correct containers and volume, Proper preservation, VOA vial(s) free of headspace, Tedlar bag(s) free of condensation.

Initial: JP

COMMENTS:

Blank lines for handwritten comments.

SHELL WELLHEAD INSPECTION FORM

(FOR SAMPLE TECHNICIAN)

Site Address 4411 Foothill blvd., Oakland CA Date 8/29/07

Job Number 070828-PCZ Technician P. Romish, M. Pierce, K. Rogowski Page 1 of 1

Well ID	Well Inspected - No Corrective Action Required	Well Box Meets Compliance Requirements *See Below	Water Bailed From Wellbox	Cap Replaced	Lock Replaced	Well Not Inspected (explain in notes)	New Deficiency Identified	Previously Identified Deficiency Persists	Notes
S-6							X		NO ID tag
S-7							X		" " "
S-8							X		" " "
S-9					X		X		NO ID tag - Non '2357' Master Lock ↳ (lock found) not a '2357' - lock cut & replaced

*Well box must meet all three criteria to be compliant: 1) WELL IS SECURABLE BY DESIGN (12" or less) 2) WELL IS MARKED WITH THE WORDS "MONITORING WELL" (12" or less) 3) WELL TAG IS PRESENT, SECURE, AND CORRECT

Notes: _____

WELL GAUGING DATA

Project # 070828-PC2 Date 8/28/07 Client Shell

Site 4411 Foothill Blvd., Oakland

Well ID	Time	Well Size (in.)	Sheen / Odor	Depth to Immiscible Liquid (ft.)	Thickness of Immiscible Liquid (ft.)	Volume of Immiscibles Removed (ml)	Depth to water (ft.)	Depth to well bottom (ft.)	Survey Point: TOB or TOC	Notes
S-6	0958 0945R	4					8.44 8.79	19.29 19.58	TOC	
S-7	0954	4					9.32	19.42	↓	
S-8	0945	4					8.79	19.58		
S-9	0949	4					9.59	19.50		

SHELL WELL MONITORING DATA SHEET

BTS #: <u>070625-RZ</u>	Site: <u>48995746</u>
Sampler: <u>PC, MP, KR</u>	Date: <u>8/28/07</u>
Well I.D.: <u>S-B</u>	Well Diameter: 2 3 ④ 6 8
Total Well Depth (TD): <u>19.58</u>	Depth to Water (DTW): <u>8.79</u>
Depth to Free Product:	Thickness of Free Product (feet):
Referenced to: <u>(PVC)</u> Grade	D.O. Meter (if req'd): YSI HACH
DTW with 80% Recharge [(Height of Water Column x 0.20) + DTW]: <u>10.95</u>	

Purge Method: Bailer Waterra Sampling Method: ^ Bailer
 Disposable Bailer Peristaltic Disposable Bailer
 Positive Air Displacement Extraction Pump Extraction Port
 Electric Submersible Other Dedicated Tubing

Other: _____

7.0 (Gals.) X 3 = 21 Gals.
 Case Volume Specified Volumes Calculated Volume

Well Diameter	Multiplier	Well Diameter	Multiplier
1"	0.04	4"	0.65
2"	0.16	6"	1.47
3"	0.37	Other	radius ² * 0.163

Time	Temp (°F)	pH	Cond. (mS or μ S)	Turbidity (NTUs)	Gals. Removed	Observations
10:57	70	6.7	1244	22	7	
10:58	70.4	6.67	1218	161	14	
10:59	well	dewatered		17.66	18 14	
13:15	71.6	6.86	1176	7		

Did well dewater? Yes No Gallons actually evacuated: 18 total

Sampling Date: 8/28/07 Sampling Time: 1305 Depth to Water: 12.85 2 hr.

Sample I.D.: S-B Laboratory: STL Other Calscience

Analyzed for: (TPH-G BTEX MTBE TPH-D) Other: EDB, DCA, 1-2 DCA

EB I.D. (if applicable): @ Time Duplicate I.D. (if applicable):

Analyzed for: TPH-G BTEX MTBE TPH-D Other:

D.O. (if req'd):	Pre-purge:	mg/L	Post-purge:	mg/L
O.R.P. (if req'd):	Pre-purge:	mV	Post-purge:	mV

SHELL WELL MONITORING DATA SHEET

BTS #: 070828-PZ	Site: 989957M6
Sampler: PC, MP, KR	Date: 8/28/07
Well I.D.: S-9	Well Diameter: 2 3 4 6 8
Total Well Depth (TD): 19.50	Depth to Water (DTW): 9.59
Depth to Free Product:	Thickness of Free Product (feet):
Referenced to: PVC Grade	D.O. Meter (if req'd): YSI HACH
DTW with 80% Recharge [(Height of Water Column x 0.20) + DTW]: 11.60	

Purge Method: Bailer	Waterra	Sampling Method: Bailer
Disposable Bailer	Peristaltic	Disposable Bailer
Positive Air Displacement	Extraction Pump	Extraction Port
Electric Submersible	Other _____	Dedicated Tubing
		Other: _____

6.4 (Gals.) X 3 = 19.2 Gals.
 1 Case Volume Specified Volumes Calculated Volume

Well Diameter	Multiplier	Well Diameter	Multiplier
1"	0.04	4"	0.65
2"	0.16	6"	1.47
3"	0.37	Other	radius ² * 0.163

Time	Temp (°F)	pH	Cond. (mS or µS)	Turbidity (NTUs)	Gals. Removed	Observations
1027	66.9	6.76	814.6	15.1	6	product odor ↓ ↓
1031	66.8	6.75	807.6	7.2	12	
1033	66.0	7.05	848.7	4.2	18	
					DTW 17.51 @ 1036	
					DTW 16.68 @ 1120	

Did well dewater? Yes No Gallons actually evacuated: 18

Sampling Date: 8/28/07 Sampling Time: 1235 Depth to Water: 16.33 2hr

Sample I.D.: S-9 Laboratory: STL Other: Calscience

Analyzed for: ~~TPH-G BTEX MTBE TPH-D~~ Other: TBA, EDB, 1,2-DCA

EB I.D. (if applicable): @ Duplicate I.D. (if applicable):

Analyzed for: TPH-G BTEX MTBE TPH-D Other:

D.O. (if req'd):	Pre-purge:	mg/L	Post-purge:	mg/L
O.R.P. (if req'd):	Pre-purge:	mV	Post-purge:	mV

SHELL WELL MONITORING DATA SHEET

BTS #: 070828-PC2	Site: 98995746
Sampler: PC, MP, KR	Date: 8/28/07
Well I.D.: S-6	Well Diameter: 2 3 (4) 6 8
Total Well Depth (TD): 1929	Depth to Water (DTW): 8.44
Depth to Free Product:	Thickness of Free Product (feet):
Referenced to: PVC Grade	D.O. Meter (if req'd): YSI HACH
DTW with 80% Recharge [(Height of Water Column x 0.20) + DTW]: 10.61	

Purge Method:	Waterra	Sampling Method:
Bailer	Peristaltic	Bailer
Disposable Bailer	Extraction Pump	Disposable Bailer
Positive Air Displacement	Other _____	Extraction Port
<input checked="" type="checkbox"/> Electric Submersible		Dedicated Tubing

Other: _____

Well Diameter	Multiplier	Well Diameter	Multiplier
1"	0.04	4"	0.65
2"	0.16	6"	1.47
3"	0.37	Other	radius ² * 0.163

7.05 (Gals.) X 3 = 21 Gals.
 1 Case Volume Specified Volumes Calculated Volume

Time	Temp (°F)	pH	Cond. (mS or μ S)	Turbidity (NTUs)	Gals. Removed	Observations
10:03	69.9	6.87	1580	11.8	7	Slight sulfur smell
10:08	69.8	6.86	1631	59.0	14	Slight product smell
	well dewatered -				DTW @ 17.31 @ 1008	
11:08	71.3	7.01	1631	16	-	

Did well dewater? Yes No Gallons actually evacuated: 17 total

Sampling Date: 8/28/07 Sampling Time: 11:08 Depth to Water: 10.32

Sample I.D.: S-6 Laboratory: STL Other: Calscience

Analyzed for: TPH-G BTEX MTBE TPH-D Other:

EB I.D. (if applicable): @ Time Duplicate I.D. (if applicable):

Analyzed for: TPH-G BTEX MTBE TPH-D Other:

D.O. (if req'd):	Pre-purge:	mg/L	Post-purge:	mg/L
O.R.P. (if req'd):	Pre-purge:	mV	Post-purge:	mV

