



James P. Kiernan, P.E.
Project Manager

**Chevron Environmental
Management Company**
6001 Bollinger Canyon Road
Room C2102
San Ramon, CA 94583
Tel (925) 842-3220
jkiernan@chevron.com

May 10, 2017

RECEIVED

By Alameda County Environmental Health 9:02 am, May 12, 2017

Alameda County Department of Environmental Health
1131 Harbor Bay Parkway, Suite 250
Alameda, California 94502-6577

Re: 76 Station No. 1156 (351645)
Semi-Annual Status Report-First Quarter 2017
4276 MacArthur Boulevard, Oakland, California
Fuel Leak Case No.: RO0000409

I have read and acknowledge the content, recommendations and/or conclusions contained in the attached document or report submitted on my behalf to ACDEH's FTP server and the SWRCB's GeoTracker website.

The information in this report is accurate to the best of my knowledge. This report was prepared by Arcadis, upon whose assistance and advice I have relied.

Sincerely,

A handwritten signature in blue ink, appearing to be "J. Kiernan", written over a horizontal line.

James P. Kiernan, P.E.
Project Manager

Attachment: *Semi-Annual Status Report-First Quarter 2017* by Arcadis

Ms. Kit Soo
Alameda County Environmental Health
1131 Harbor Bay Parkway, Suite 250
Alameda, California 94502-6577

Subject:
Semi-Annual Status Report, First Quarter 2017

ENVIRONMENT

Dear Ms. Soo,

On behalf of Chevron Environmental Management Company's (CEMC's) affiliate, Union Oil Company of California (Union Oil), Arcadis has prepared the attached *Semi-Annual Status Report, First Quarter 2017* for the following facility:

Date:
May 9, 2017

<u>76 Station No.</u>	<u>Case No.</u>	<u>Location</u>
1156	RO0000409	4276 MacArthur Blvd. Oakland, CA

Contact:
Samuel Miles

Phone:
206.726.4720

Email:
Samuel.Miles@arcadis.com

If you have any questions, please do not hesitate to contact me.

Sincerely,

Our ref:
B0035135.1645

Arcadis U.S., Inc.



Samuel Miles
Project Manager

Copies:
Geotracker Database
Mr. James Kiernan, CEMC (electronic)
Mr. Rajan Goswamy (Property owner) (electronic)
Mr. Ed Ralston, Phillips 66 (electronic)

**SEMI-ANNUAL STATUS REPORT
First Quarter 2017
May 9, 2017**

Facility No:	<u>76 Station No. 1156</u>	Address:	<u>4276 MacArthur Blvd., Oakland, CA</u>
Arcadis Contact Person / Phone No.:	<u>Samuel Miles / (206) 726-4720</u>		
Arcadis Project No.:	<u>B0035135.1645</u>		
Primary Agency/Regulatory ID No.:	<u>Alameda County Environmental Health / Kit Soo / Case No. RO0000409</u>		

WORK CONDUCTED THIS PERIOD [Fourth Quarter 2016 and First Quarter 2017]:

1. Conducted semi-annual groundwater monitoring activities on January 12, 2017.
2. Prepared the *Semi-Annual Status Report, First Quarter 2017*.
3. Conducted Multi-Phase Extraction (MPE) pilot test on February 27th through March 3rd, 2017.

WORK PROPOSED NEXT PERIOD [Second and Third Quarter 2017]:

1. Conduct semi-annual groundwater monitoring activities.
2. Prepare the *Semi-Annual Status Report, Third Quarter 2017* and *Additional Site Investigation Work Plan*.

Current Phase of Project:	<u>Monitoring/Remedial Development</u>	
Frequency of Monitoring / Sampling:	<u>Semi-annual</u>	
Are Phase Separate Hydrocarbons (PSH) Present On-site:	<u>No</u>	
Cumulative PSH Recovered to Date:	<u>None</u>	(gallons)
Approximate Depth to Groundwater:	<u>0.90 to 7.97</u>	(feet below top of casing)
Approximate Groundwater Elevation:	<u>165.04 to 176.19</u>	(feet above mean sea level)
Groundwater Flow Direction	<u>West-Southwest</u>	
Groundwater Gradient	<u>0.08</u>	(foot per foot)

Current Remediation Techniques:	None
Permits for Discharge:	None
Summary of Unusual Activity:	None
Agency Directive Requirements:	Submit Additional Site Investigation Work Plan in Second Quarter 2017

DISCUSSION

Gettler-Ryan, Inc. (G-R) conducted semi-annual groundwater monitoring activities on January 12, 2017. Field data sheets and general procedures are included as Attachment A. Fourteen (14) monitoring wells were gauged, purged and sampled by G-R representatives.

Groundwater samples were submitted to BC Laboratories, Inc. of Bakersfield, California under standard chain-of-custody protocols. Gauging and analytical data obtained by G-R for this event are summarized in Tables 1 and 2. Historical gauging and analytical data for the site are summarized in Table 3, Table 4 and Attachment B. The site location and layout are presented on Figures 1 and 2, respectively; the groundwater elevation contours for the site on January 12, 2017 are presented on Figure 3. Concentrations for total petroleum hydrocarbons as gasoline (TPH-g), total petroleum hydrocarbons as diesel (TPH-d), benzene, toluene, ethylbenzene, total xylenes (BTEX), and methyl tert-butyl ether (MTBE) are presented on Figure 4. A copy of the laboratory analytical report and chain-of-custody documentation is included as Attachment C.

The calculated direction of groundwater flow (west-southwest) was consistent with previous monitoring events. TPH-g, TPH-d, and BTEX were detected in wells MW-3B, MW-9A, MW-10A, MW-10B, MW-10S, MW-11A and MW-11B. MTBE was detected in all wells except MW-11S. TBA was only detected in wells MW-9A, MW-10A, MW-11A and MW-11B. The highest concentrations of petroleum hydrocarbons generally continue to be present in wells MW-11A and MW-11B in the far southwest corner of the site adjacent to the existing USTs. However, elevated concentrations also remain in wells MW-9A, MW-10A and MW-10B on the northwest side of the site. The detected concentrations were generally within historical ranges; however, the current concentrations of select constituents of concern (COCs) in several of the wells were the highest to date. Conversely, the current benzene concentrations in MW-10A and MW-11A, and the current MTBE concentrations in MW-7 and MW-11A were the lowest to date in these wells. Additionally, no TPH-g, BTEX, or MTBE were detected in MW-11S for the first time during the current event.

Arcadis recommends continued semi-annual monitoring activities to further evaluate groundwater quality and concentration trends. The MPE pilot test has been completed and the results will be included in the *Focused Remedial Action Plan* currently under development.

LIMITATIONS

This report was prepared in accordance with the scope of work outlined in Arcadis' contract and with generally accepted professional engineering and environmental consulting practices existing at the time this report was prepared and applicable to the location of the site. It was prepared for the exclusive use of Chevron Environmental Management Company's affiliate, Union Oil Company of California ("Union Oil"), for the express purpose stated above. Any re-use of this report for a different purpose or by others not identified above shall be at the user's sole risk without liability to Arcadis. To the extent that this report is based on information provided to Arcadis by third parties, Arcadis may have made efforts to verify this third party information, but Arcadis cannot guarantee the completeness or accuracy of this information. The opinions expressed and data collected are based on the conditions of the site existing at the time of the field investigation. No other warranties, expressed or implied are made by Arcadis.



Katherine Brandt

Date: May 9, 2017

Katherine Brandt, P.G.
Senior Geologist

Samuel Miles

Date: May 9, 2017

Samuel Miles
Project Manager

ATTACHMENTS:

Table 1	Current Groundwater Gauging and Analytical Results
Table 2	Current Groundwater Analytical Results – Monitored Natural Attenuation Parameters
Table 3	Historical Groundwater Gauging and Analytical Results – July 2016 to Current
Table 4	Historical Groundwater Analytical Results – Monitored Natural Attenuation Parameters
Figure 1	Site Location Map
Figure 2	Site Plan
Figure 3	Groundwater Elevation Contour Map, January 12, 2017
Figure 4	TPH-d, TPH-g, BTEX, and MTBE Concentration Map, January 12, 2017
Attachment A	Field Data Sheets and General Procedures
Attachment B	Historical Groundwater Gauging and Analytical Data
Attachment C	Laboratory Report and Chain-of-Custody Documentation

TABLES



Table 1. Current Groundwater Gauging and Analytical Results

76 Service Station No. 1156 (351645)
4276 MacArthur Boulevard, Oakland, California

Well ID	Date Sampled	TOC	DTW	SPH	Groundwater	Previous	Change in	TPH-d SGT	TPH-g	TPH-O&G	Benzene	Toluene	Ethyl- benzene	Total Xylenes	MTBE	TBA	TAME	DIPE	ETBE	EDB	1,2-DCA	Ethanol	Comments	
		Elevation (feet MSL)	(feet bTOC)	Thickness (feet)	Elevation (feet MSL)	Quarter GWE (feet MSL)	Elevation (feet)																	
MW-1B	1/12/2017	174.06	5.21	0.00	168.85	167.03	1.82	<40	<50	NA	<0.30	<0.30	<0.30	<0.60	2.4	<10	<0.50	<0.50	<0.50	<0.50	<0.50	<0.50	<250	
MW-2B	1/12/2017	173.55	3.95	0.00	169.60	166.06	3.54	<40	<50	NA	<0.30	<0.30	<0.30	<0.60	5.6	<10	<0.50	<0.50	<0.50	<0.50	<0.50	<0.50	<250	
MW-3B	1/12/2017	177.77	3.14	0.00	174.63	170.89	3.74	1,200	7,800	NA	230	200	560	590	9.2	<100	<5.0	<5.0	<5.0	<5.0	<5.0	<5.0	<2,500	A01, A07, A52
MW-4B	1/12/2017	179.07	2.88	0.00	176.19	172.17	4.02	<40	<50	NA	<0.30	<0.30	<0.30	<0.60	1.7	<10	<0.50	<0.50	<0.50	<0.50	<0.50	<0.50	<250	
MW-5	1/12/2017	169.18	0.90	0.00	168.28	165.82	2.46	<40	<50	NA	<0.30	<0.30	<0.30	<0.60	4.3	<10	<0.50	<0.50	<0.50	<0.50	<0.50	<0.50	<250	
MW-7	1/12/2017	172.11	5.78	0.00	166.33	164.79	1.54	<40	<50	NA	<0.30	<0.30	<0.30	<0.60	2.1	<10	<0.50	<0.50	<0.50	<0.50	<0.50	<0.50	<250	
MW-9A	1/12/2017	173.01	7.97	0.00	165.04	162.97	2.07	660	9,600	NA	1,700	22	81	27	84	2,100	<5.0	<5.0	<5.0	<5.0	<5.0	<5.0	<2,500	A01, A07, A52
MW-9B	1/12/2017	172.78	3.93	0.00	168.85	166.97	1.88	<40	<50	NA	<0.30	<0.30	<0.30	<0.60	9.0	<10	<0.50	<0.50	<0.50	<0.50	<0.50	<0.50	<250	
MW-10A	1/12/2017	174.48	6.16	0.00	168.32	168.67	-0.35	2,200	30,000	NA	4,400	230	1,000	1,300	410	2,300	<10	<10	<10	<10	<10	<10	<5,000	A01, A07, A52
MW-10B	1/12/2017	174.62	5.68	0.00	168.94	166.93	2.01	1,100	7,500	NA	1,600	69	270	480	75	<100	<5.0	<5.0	<5.0	<5.0	<5.0	<5.0	<2,500	A01, A07, A52
MW-10S	1/12/2017	175.57	5.18	0.00	170.39	167.98	2.41	40	170	<5.0	14	<0.30	23	<0.60	5.1	<10	<0.50	<0.50	<0.50	<0.50	<0.50	<0.50	<250	A52
MW-11A	1/12/2017	175.37	3.43	0.00	171.94	170.16	1.78	10,000	64,000	NA	4,900	2,900	1,600	11,000	1,800	3,300	<25	<25	<25	<25	<25	<25	<12,000	A01, A07, A52
MW-11B	1/12/2017	174.65	7.47	0.00	167.18	168.90	-1.72	2,100	30,000	NA	6,000	700	740	1,600	1,400	4,600	<25	<25	<25	<25	<25	<25	<12,000	A01, A52
MW-11S	1/12/2017	176.09	2.07	0.00	174.02	170.34	3.68	<40	<50	<5.0	<0.30	<0.30	<0.30	<0.60	<0.50	<10	<0.50	<0.50	<0.50	<0.50	<0.50	<0.50	<250	

Standard Abbreviations

- TOC top of casing (surveyed reference elevation)
- MSL relative to mean sea level
- DTW depth to water
- bTOC below top of casing
- SPH separate phase hydrocarbons
- µg/l micrograms per liter (approx. equivalent to parts per billion, ppb)
- NA not available/not applicable
- < denotes less than laboratory reporting limit

Analytes

- TPH-d SGT total petroleum hydrocarbons as diesel range organics (C12-C24) Silica Gel Treated
- TPH-g total petroleum hydrocarbons as gasoline range organics (C6-C12)
- TPH-O&G total petroleum hydrocarbons as oil and grease range organics
- MTBE methyl tertiary butyl ether
- TBA tertiary butyl alcohol
- TAME tertiary amyl methyl ether
- DIPE di-isopropyl ether
- ETBE ethyl tertiary butyl ether
- EDB ethylene dibromide (same as 1,2-dibromoethane)
- 1,2-DCA 1,2-dichloroethane (same ethylene dichloride)

Notes

- A01 Practical quantitation limit and method detection limit for TPH-d are raised due to sample dilution
- A07 Detection and quantitation limits were raised due to sample dilution caused by high analyte concentration or matrixinterference.
- A52 Chromatogram not typical of diesel
- Calc. GW Elev. = Calculated groundwater elevation = TOC - Depth to Water + 0.75*(Measured SPH Thickness); assuming a specific gravity of 0.75 for SPH
- BOLD** Concentration detected above laboratory practical quantitation limit

Table 2. Current Groundwater Analytical Results - Monitored Natural Attenuation

76 Service Station No. 1156 (351645)
4276 MacArthur Boulevard, Oakland, California

Well ID	Date Sampled	Ferrous Iron (µg/L)	Dissolved Manganese (µg/L)	Methane (mg/L)	Nitrate (mg/L)	Sulfate (mg/L)	Comments
MW-3B	1/12/2017	3,500	3,300	3.80	<0.44	<1.0	A01, A07
MW-9A	1/12/2017	11,000	920	0.38	<0.44	<1.0	A01, A07
MW-10A	1/12/2017	4,800	950	0.70	<0.44	<1.0	A01, A07
MW-10B	1/12/2017	8,000	4,000	0.20	<0.44	<1.0	A01, A07
MW-10S	1/12/2017	880	1,900	0.0012	<0.44	26	
MW-11A	1/12/2017	4,400	3,200	0.32	<0.44	<1.0	A01, A07
MW-11B	1/12/2017	9,100	1,500	0.37	<0.44	<1.0	A01
MW-11S	1/12/2017	130	5.3	<0.001	0.62	19	

Standard Abbreviations

mg/L milligrams per liter (approx. equivalent to parts per million, ppm)
µg/L micrograms per liter (approx. equivalent to parts per billion, ppb)
BOLD Concentration detected above laboratory practical quantitation limit

Notes

A01 Detection and quantitation limits are raised due to sample dilution
A07 Detection and quantitation limit's were raised due to sample dilution caused by high analyte concentration or matrix interference

Table 3. Historical Groundwater Gauging and Analytical Results - July 2016 - Curren
 76 Service Station No. 1156 (351645)
 4276 MacArthur Boulevard, Oakland, California

Well ID	Date Sampled	TOC Elevation (feet MSL)	DTW (feet bTOC)	SPH Thickness (feet)	Groundwater Elevation (feet MSL)	Previous Quarter GWE (feet MSL)	Change in Elevation (feet)	TPH-d SGT (µg/L)	TPH-g (µg/L)	TPH-O&G (µg/L)	Benzene (µg/L)	Toluene (µg/L)	Ethyl-benzene (µg/L)	Total Xylenes (µg/L)	MTBE (µg/L)	TBA (µg/L)	TAME (µg/L)	DIPE (µg/L)	ETBE (µg/L)	EDB (µg/L)	1,2-DCA (µg/L)	Ethanol (µg/L)	Comments	
MW-1B	7/20/2016	174.06	7.03	0.00	167.03	168.20	-1.17	--	--	--	--	--	--	--	--	--	--	--	--	--	--	--	--	
	1/12/2017	174.06	5.21	0.00	168.85	167.03	1.82	<40	<50	NA	<0.30	<0.30	<0.30	<0.60	2.4	<10	<0.50	<0.50	<0.50	<0.50	<0.50	<0.50	<250	
MW-2B	7/20/2016	173.55	7.49	0.00	166.06	168.64	-2.58	--	--	--	--	--	--	--	--	--	--	--	--	--	--	--	--	
	1/12/2017	173.55	3.95	0.00	169.60	166.06	3.54	<40	<50	NA	<0.30	<0.30	<0.30	<0.60	5.6	<10	<0.50	<0.50	<0.50	<0.50	<0.50	<0.50	<250	
MW-3B	7/20/2016	177.77	6.88	0.00	170.89	172.59	-1.70	2,100	3,900	--	220	120	660	190	13	<100	<5.0	<0.50	<0.50	<0.50	<0.50	<0.50	<2,500	A01, A07, A52
	1/12/2017	177.77	3.14	0.00	174.63	170.89	3.74	1,200	7,800	NA	230	200	560	590	9.2	<100	<5.0	<5.0	<5.0	<5.0	<5.0	<5.0	<2,500	
MW-4B	7/20/2016	179.07	6.90	0.00	172.17	173.93	-1.76	--	--	--	--	--	--	--	--	--	--	--	--	--	--	--	--	
	1/12/2017	179.07	2.88	0.00	176.19	172.17	4.02	<40	<50	NA	<0.30	<0.30	<0.30	<0.60	1.7	<10	<0.50	<0.50	<0.50	<0.50	<0.50	<0.50	<250	
MW-5	7/20/2016	169.18	3.36	0.00	165.82	167.76	-1.94	--	--	--	--	--	--	--	--	--	--	--	--	--	--	--	--	
	1/12/2017	169.18	0.90	0.00	168.28	165.82	2.46	<40	<50	NA	<0.30	<0.30	<0.30	<0.60	4.3	<10	<0.50	<0.50	<0.50	<0.50	<0.50	<0.50	<250	
MW-7	7/20/2016	172.11	7.32	0.00	164.79	165.63	-0.84	--	--	--	--	--	--	--	--	--	--	--	--	--	--	--	--	
	1/12/2017	172.11	5.78	0.00	166.33	164.79	1.54	<40	<50	NA	<0.30	<0.30	<0.30	<0.60	2.1	<10	<0.50	<0.50	<0.50	<0.50	<0.50	<0.50	<250	
MW-9A	7/20/2016	173.01	10.04	0.00	162.97	164.54	-1.57	560	5,600	--	1,800	20	64	22	57	1,900	<5.0	<5.0	<5.0	<5.0	<5.0	58	<2,500	A01, A07, A52
	1/12/2017	173.01	7.97	0.00	165.04	162.97	2.07	660	9,600	NA	1,700	22	81	27	84	2,100	<5.0	<5.0	<5.0	<5.0	<5.0	<5.0	<2,500	
MW-9B	7/20/2016	172.78	5.81	0.00	166.97	168.06	-1.09	--	--	--	--	--	--	--	--	--	--	--	--	--	--	--	--	
	1/12/2017	172.78	3.93	0.00	168.85	166.97	1.88	<40	<50	NA	<0.30	<0.30	<0.30	<0.60	9.0	<10	<0.50	<0.50	<0.50	<0.50	<0.50	<0.50	<250	
MW-10A	7/20/2016	174.48	7.69	0.00	168.67	165.85	2.82	3,700	22,000	--	11,000	180	960	900	400	<100	<0.50	<0.50	<0.50	<0.50	<0.50	180	<2,500	A01, A07, A52
	1/12/2017	174.48	6.16	0.00	168.32	168.67	-0.35	2,200	30,000	NA	4,400	230	1,000	1,300	410	2,300	<10	<10	<10	<10	<10	<10	<5,000	
MW-10B	7/20/2016	174.62	7.59	0.00	166.93	168.19	-1.26	1,000	8,000	--	2,200	81	410	430	92	730	<0.50	<0.50	<0.50	<0.50	<0.50	58	<2,500	A01, A07, A52
	1/12/2017	174.62	5.68	0.00	168.94	166.93	2.01	1,100	7,500	NA	1,600	69	270	480	75	<100	<5.0	<5.0	<5.0	<5.0	<5.0	<5.0	<2,500	
MW-10S	7/20/2016	175.57	5.21	0.00	167.98	169.44	-1.46	48	100	<5,000	10	0.35	22	<0.60	8.2	91	1.8	<5.0	<5.0	<5.0	<5.0	<5.0	<250	A52
	1/12/2017	175.57	5.18	0.00	170.39	167.98	2.41	40	170	<5.0	14	<0.30	23	<0.60	5.1	<10	<0.50	<0.50	<0.50	<0.50	<0.50	<0.50	<250	
MW-11A	7/20/2016	175.37	7.10	0.00	170.16	171.09	-0.93	10,000	49,000	--	8,500	3,100	1,300	7,300	2,100	3,000	<25	<25	<25	<25	<25	<25	<12,000	A01, A07, A52
	1/12/2017	175.37	3.43	0.00	171.94	170.16	1.78	10,000	64,000	NA	4,900	2,900	1,600	11,000	1,800	3,300	<25	<25	<25	<25	<25	<25	<12,000	
MW-11B	7/20/2016	174.65	5.75	0.00	168.90	166.94	1.96	3,700	29,000	--	9,500	1,300	1,000	2,100	1,800	4,400	<25	<25	<25	<25	<25	<25	<12,000	A01, A52
	1/12/2017	174.65	7.47	0.00	167.18	168.90	-1.72	2,100	30,000	NA	6,000	700	740	1,600	1,400	4,600	<25	<25	<25	<25	<25	<25	<12,000	
MW-11S	7/20/2016	176.09	5.75	0.00	170.34	172.86	-2.52	460	1,700	--	<5,000	280	7.7	83	81	74	<10	<0.50	<0.50	<0.50	<0.50	<0.50	<250	
	1/12/2017	176.09	2.07	0.00	174.02	170.34	3.68	<40	<50	<5.0	<0.30	<0.30	<0.30	<0.60	<0.50	<10	<0.50	<0.50	<0.50	<0.50	<0.50	<0.50	<250	

Standard Abbreviations

- TOC top of casing (surveyed reference elevation)
- MSL relative to mean sea level
- DTW depth to water
- bTOC below top of casing
- SPH separate phase hydrocarbons
- µg/l micrograms per liter (approx. equivalent to parts per billion, ppb)
- NA not available/not applicable
- < denotes less than laboratory reporting limit

Analytes

- TPH-d SGT total petroleum hydrocarbons as diesel range organics (C12-C24) Silica Gel Treated
- TPH-g total petroleum hydrocarbons as gasoline range organics (C6-C12)
- TPH-O&G total petroleum hydrocarbons as oil and grease range organics
- MTBE methyl tertiary butyl ether
- TBA tertiary butyl alcohol
- TAME tertiary amyl methyl ether
- DIPE di-isopropyl ether
- ETBE ethyl tertiary butyl ether
- EDB ethylene dibromide (same as 1,2-dibromoethane)
- 1,2-DCA 1,2-dichloroethane (same ethylene dichloride)

Notes

- A01 Practical quantitation limit and method detection limit for TPH-d are raised due to sample dilution
- A07 Detection and quantitation limits were raised due to sample dilution caused by high analyte concentration or matrixinterference.
- A52 Chromatogram not typical of diesel
- Calc. GW Elev. = Calculated groundwater elevation = TOC - Depth to Water + 0.75*(Measured SPH Thickness); assuming a specific gravity of 0.75 for SPH
- BOLD** Concentration detected above laboratory practical quantitation limit

Table 4. Historical Groundwater Analytical Results - Monitored Natural Attenuation Parameters
 76 Service Station No. 1156 (351645)
 4276 MacArthur Boulevard, Oakland, California

Well ID	Date Sampled	Ferrous Iron (µg/L)	Dissolved Manganese (µg/L)	Methane (mg/L)	Nitrate (mg/L)	Sulfate (mg/L)	Comments
MW-3B	7/20/2016	7,300	3,600	4.80	<0.44	<1.0	A01, A07
	1/12/2017	3,500	3,300	3.80	<0.44	<1.0	A01, A07
MW-9A	7/20/2016	11,000	880	0.79	<0.88	<2.0	A01, A07
	1/12/2017	11,000	920	0.38	<0.44	<1.0	A01, A07
MW-10A	7/20/2016	5,600	950	0.62	<0.44	<1.0	A01, A07
	1/12/2017	4,800	950	0.70	<0.44	<1.0	A01, A07
MW-10B	7/20/2016	32,000	4,700	0.38	<0.44	<1.0	A01, A07
	1/12/2017	8,000	4,000	0.20	<0.44	<1.0	A01, A07
MW-10S	7/20/2016	4,500	800	0.4400	<0.44	34	A01
	1/12/2017	880	1,900	0.0012	<0.44	26	
MW-11A	7/20/2016	12,000	3,500	2.30	<0.44	<1.0	A01, A07
	1/12/2017	4,400	3,200	0.32	<0.44	<1.0	A01, A07
MW-11B	7/20/2016	20,000	1,400	0.46	<0.44	<1.0	A01, A07
	1/12/2017	9,100	1,500	0.37	<0.44	<1.0	A01
MW-11S	7/20/2016	13,000	1,400.0	0.48	<0.44	<1.0	A01, A07
	1/12/2017	130	5.3	<0.001	0.62	19	

Standard Abbreviations

mg/L milligrams per liter (approx. equivalent to parts per million, ppm)
 µg/L micrograms per liter (approx. equivalent to parts per billion, ppb)
BOLD Concentration detected above laboratory practical quantitation limit

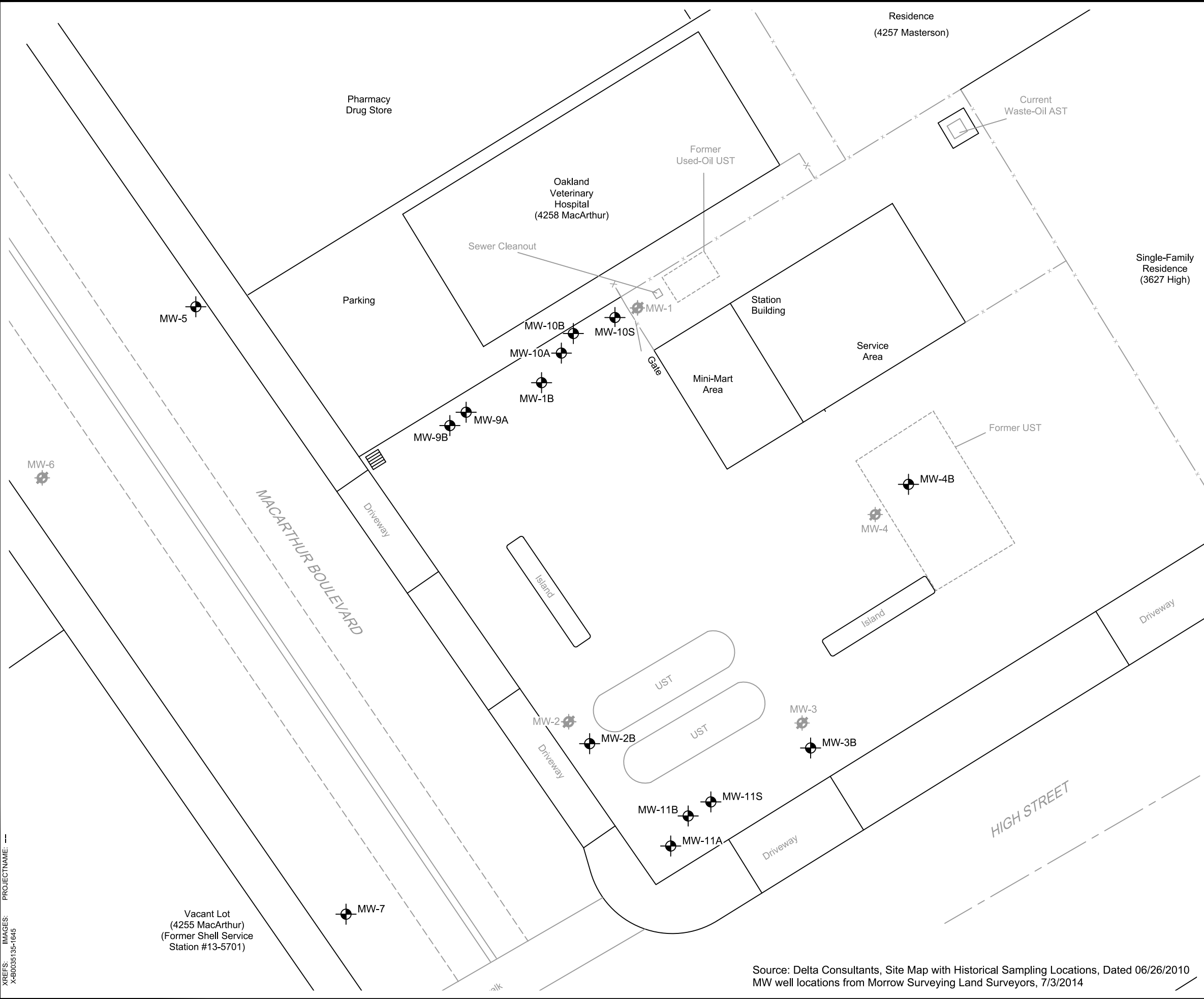
Notes

A01 Detection and quantitation limits are raised due to sample dilution
 A07 Detection and quantitation limit's were raised due to sample dilution caused by high analyte concentration or matrix interference

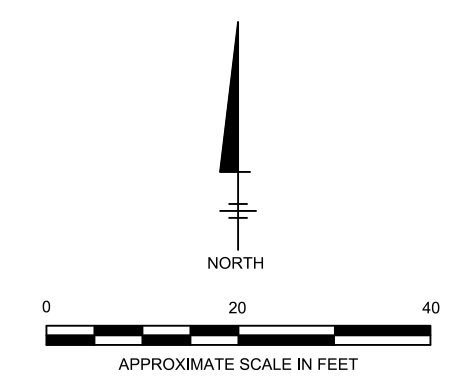
FIGURES



CITY:EMERYVILLE,CA DIV:GROUP:ENV:CAD DBA:REYES
 E:\DATA MOVE TO SEZ\Environment\USNew folder\Figure 2-Site Plan_2017.dwg LAYOUT: 2 SAVED: 2/13/2017 12:39 PM ACADVER: 19.15 (LMS TECH) PAGES: 2 PLOTSTYLETABLE: ARCADIS.CTB PLOTTED: 2/14/2017 3:19 PM BY: SUCHITH RUSHIKESH
 XREFS: IMAGES: X-80035195-7645 PROJECTNAME: ---



- LEGEND**
- GROUNDWATER MONITORING WELL
 - DESTROYED GROUNDWATER MONITORING WELL
 - STORM DRAIN
 - FENCE / BLOCK WALL
 - UST UNDERGROUND STORAGE TANK
 - AST ABOVEGROUND STORAGE TANK



76 SERVICE STATION NO. 1156 (351645)
 4276 MACARTHUR BOULEVARD
 OAKLAND, CALIFORNIA
FIRST QUARTER SEMI-ANNUAL STATUS REPORT 2017

SITE PLAN

ARCADIS Design & Consultancy
for natural and built assets

FIGURE
2

Source: Delta Consultants, Site Map with Historical Sampling Locations, Dated 06/26/2010
 MW well locations from Morrow Surveying Land Surveyors, 7/3/2014

Vacant Lot
 (4255 MacArthur)
 (Former Shell Service
 Station #13-5701)

Residence
 (4257 Masterson)

Single-Family
 Residence
 (3627 High)

Oakland
 Veterinary
 Hospital
 (4258 MacArthur)

Pharmacy
 Drug Store

Parking

Former
 Used-Oil UST

Current
 Waste-Oil AST

Sewer Cleanout

Station
 Building

Service
 Area

Mini-Mart
 Area

Former UST

UST

UST

HIGH STREET

MACARTHUR BOULEVARD

MW-7

MW-5

MW-6

MW-10B

MW-10A

MW-1B

MW-9B

MW-9A

MW-10S

MW-1

MW-4B

MW-4

MW-3

MW-3B

MW-2

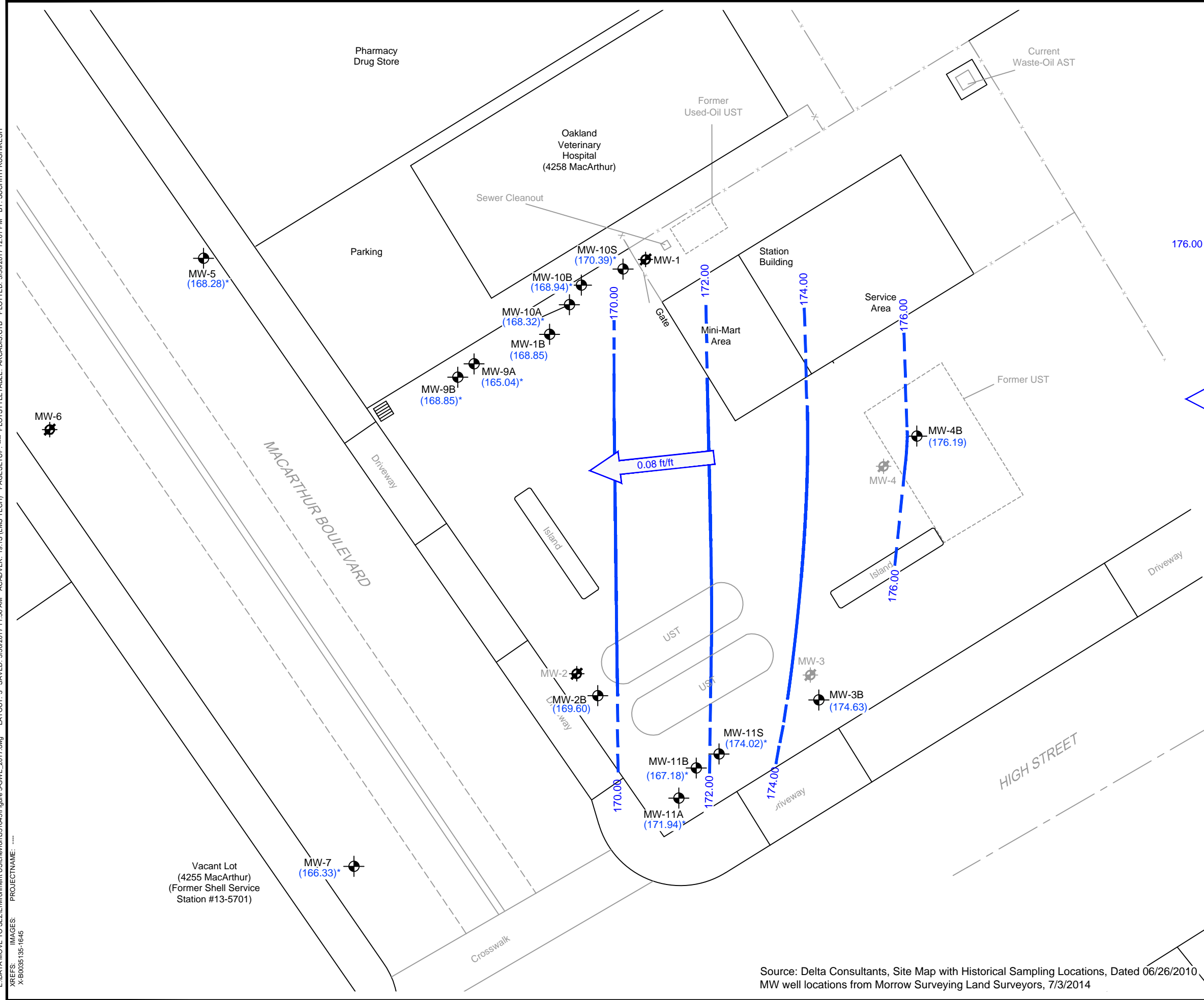
MW-2B

MW-11B

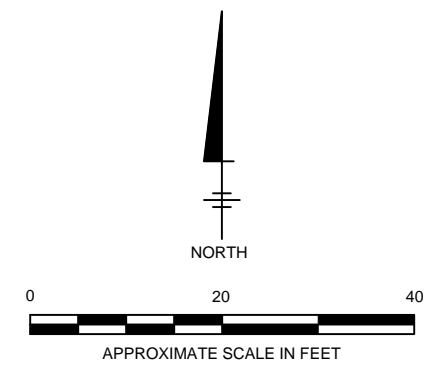
MW-11S

MW-11A

CITY:EMERYVILLE,CA DIV:GROUP/ENV/CAD DB:A:REYES
 E:\DATA MOVE TO SEZ\Environment\US\Ocheron\351645\Figure 3-GWE_2017.dwg LAYOUT: 3 SAVED: 3/30/2017 11:50 AM ACADVER: 19.1S (LMS TECH) PAGES: 3 PLOTSTYLETABLE: ARCADIS.CTB PLOTTED: 3/30/2017 12:01 PM BY: SUCHITH RUSHIKESH
 XREFS: IMAGES: X-B0035135-1645 PROJECTNAME:



- LEGEND**
- GROUNDWATER MONITORING WELL
 - DESTROYED GROUNDWATER MONITORING WELL
 - STORM DRAIN
 - FENCE / BLOCK WALL
 - (176.19) GROUNDWATER ELEVATION (FEET ABOVE MEAN SEA LEVEL)
 - 176.00 GROUNDWATER ELEVATION CONTOUR; DASHED WHERE INFERRED (FEET ABOVE MEAN SEA LEVEL)
 - * NOT USED FOR CONTOURING, WELL SCREEN INTERVAL NOT STANDARD
 - UST UNDERGROUND STORAGE TANK
 - AST ABOVEGROUND STORAGE TANK
 - APPROXIMATE DIRECTION OF GROUNDWATER FLOW AND HYDRAULIC GRADIENT IN FOOT PER FOOT (ft/ft)



76 SERVICE STATION NO. 1156 (351645)
 4276 MACARTHUR BOULEVARD
 OAKLAND, CALIFORNIA

FIRST QUARTER SEMI-ANNUAL STATUS REPORT 2017

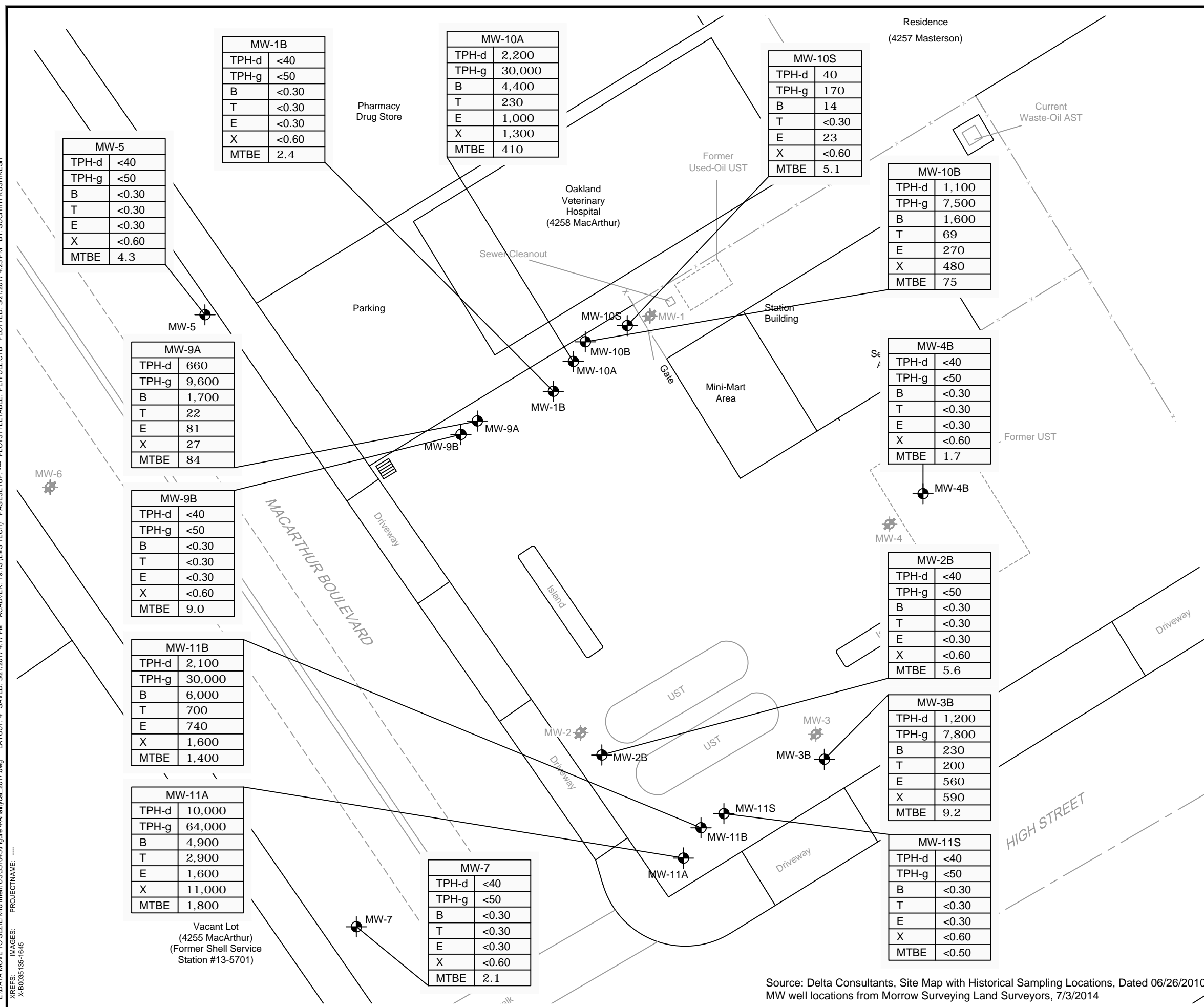
GROUNDWATER ELEVATION CONTOUR MAP
JANUARY 12, 2017

ARCADIS Design & Consultancy for natural and built assets

FIGURE **3**

Source: Delta Consultants, Site Map with Historical Sampling Locations, Dated 06/26/2010
 MW well locations from Morrow Surveying Land Surveyors, 7/3/2014

CITY:EMERYVILLE,CA DIV:GROUP:ENVCAD DBA:REYES
 E:\DATA MOVE TO SEZ\Environment\US\51645\Figure 4-Analytical_2017.dwg LAYOUT: 4 SAVED: 3/21/2017 4:17 PM ACADVER: 19.1S (LMS TECH) PAGES: 19 PAGES SETUP: PLT:FULL.CTB PLOTTED: 3/21/2017 4:23 PM BY: SUCHITH RUSHIKESH
 XREFS: IMAGES: X-B0035 135-1645 PROJECTNAME:



MW-5	
TPH-d	<40
TPH-g	<50
B	<0.30
T	<0.30
E	<0.30
X	<0.60
MTBE	4.3

MW-1B	
TPH-d	<40
TPH-g	<50
B	<0.30
T	<0.30
E	<0.30
X	<0.60
MTBE	2.4

MW-10A	
TPH-d	2,200
TPH-g	30,000
B	4,400
T	230
E	1,000
X	1,300
MTBE	410

MW-10S	
TPH-d	40
TPH-g	170
B	14
T	<0.30
E	23
X	<0.60
MTBE	5.1

MW-10B	
TPH-d	1,100
TPH-g	7,500
B	1,600
T	69
E	270
X	480
MTBE	75

MW-9A	
TPH-d	660
TPH-g	9,600
B	1,700
T	22
E	81
X	27
MTBE	84

MW-9B	
TPH-d	<40
TPH-g	<50
B	<0.30
T	<0.30
E	<0.30
X	<0.60
MTBE	9.0

MW-11B	
TPH-d	2,100
TPH-g	30,000
B	6,000
T	700
E	740
X	1,600
MTBE	1,400

MW-11A	
TPH-d	10,000
TPH-g	64,000
B	4,900
T	2,900
E	1,600
X	11,000
MTBE	1,800

MW-7	
TPH-d	<40
TPH-g	<50
B	<0.30
T	<0.30
E	<0.30
X	<0.60
MTBE	2.1

MW-4B	
TPH-d	<40
TPH-g	<50
B	<0.30
T	<0.30
E	<0.30
X	<0.60
MTBE	1.7

MW-2B	
TPH-d	<40
TPH-g	<50
B	<0.30
T	<0.30
E	<0.30
X	<0.60
MTBE	5.6

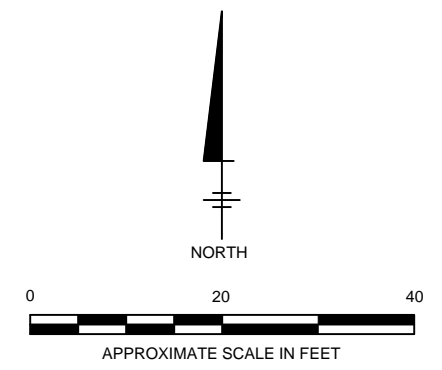
MW-3B	
TPH-d	1,200
TPH-g	7,800
B	230
T	200
E	560
X	590
MTBE	9.2

MW-11S	
TPH-d	<40
TPH-g	<50
B	<0.30
T	<0.30
E	<0.30
X	<0.60
MTBE	<0.50

LEGEND

- GROUNDWATER MONITORING WELL
- DESTROYED GROUNDWATER MONITORING WELL
- STORM DRAIN
- FENCE / BLOCK WALL
- UST UNDERGROUND STORAGE TANK
- AST ABOVEGROUND STORAGE TANK
- <0.50 NOT DETECTED AT OR ABOVE THE STATED LIMIT
- BOLD** CONCENTRATION DETECTED ABOVE LABORATORY PRACTICAL QUANTITATION LIMIT

LOCATION IDENTIFICATION	
TPH-d	TOTAL PETROLEUM HYDROCARBONS AS DIESEL RANGE ORGANICS (µg/L)
TPH-g	TOTAL PETROLEUM HYDROCARBONS AS GASOLINE RANGE ORGANICS (µg/L)
B	BENZENE (µg/L)
T	TOLUENE (µg/L)
E	ETHYLBENZENE (µg/L)
X	TOTAL XYLENES (µg/L)
MTBE	METHYL TERTIARY BUTYL ETHER (µg/L)



76 SERVICE STATION NO. 1156 (351645)
 4276 MACARTHUR BOULEVARD
 OAKLAND, CALIFORNIA
FIRST QUARTER SEMI-ANNUAL STATUS REPORT 2017
TPH-d, TPH-g, BTEX, AND MTBE
CONCENTRATION MAP
JANUARY 12, 2017

ATTACHMENT A

Field Data Sheets and General Procedures





GETTLER-RYAN INC.



TRANSMITTAL

January 17, 2017

G-R #385646

TO: Mr. Samuel Miles
Arcadis
1100 Olive Way, Suite 800
Seattle, WA 98101

FROM: Deanna L. Harding
Project Coordinator
Gettler-Ryan Inc.
6805 Sierra Court, Suite G
Dublin, California 94568

RE: **Chevron Facility**
#351645/1156
4276 Mac Arthur Boulevard
Oakland, California

WE HAVE ENCLOSED THE FOLLOWING:

COPIES	DESCRIPTION
VIA PDF	Groundwater Monitoring and Sampling Data Package First Semi Annual Event of January 12, 2017

COMMENTS:

Pursuant to your request, we are providing you with copies of the above referenced data for your use.

Please provide us the updated historical data prior to the next monitoring and sampling event for our field use.

Please feel free to contact me if you have any comments/questions.

trans/351645/1156

STANDARD OPERATING PROCEDURE GROUNDWATER SAMPLING

Gettler-Ryan Inc. (GR) field personnel adhere to the following procedures for the collection and handling of groundwater samples prior to analysis by the analytical laboratory. All work is performed in accordance with the GR Health & Safety Plan and all client-specific programs. The scope of work and type of analysis to be performed is determined prior to commencing field work.

Prior to sampling, the presence or absence of free-phase hydrocarbons is determined using an interface probe. Product thickness, if present, is measured to the nearest 0.01 foot and is noted in the field notes. In addition, all depth to water level measurements are collected with a static water level indicator and are also recorded in the field notes, prior to purging and sampling any wells. Total well depths are measured annually.

After water levels are collected and prior to sampling, if purging is to occur, each well is purged a minimum of three well casing volumes of water using pre-cleaned pumps (stack, peristaltic or Grundfos), or disposable bailers. Temperature, pH and electrical conductivity are measured a minimum of three times during the purging (additional parameters such as dissolved oxygen, oxidation reduction potential, turbidity may also be measured, depending on specific scope of work.). Purging continues until these parameters stabilize.

Groundwater samples are collected using disposable bailers. The water samples are transferred from the bailer into appropriate containers. Pre-preserved containers, supplied by analytical laboratories, are used. When pre-preserved containers are not available, the laboratory is instructed to preserve the sample as appropriate. Duplicate samples are collected for the laboratory to use in maintaining quality assurance/quality control standards, as directed by the scope of work. The samples are labeled to include the job number, sample identification, collection date and time, analysis, preservation (if any), and the sample collector's initials. The water samples are placed in a cooler, maintained at 4°C for transport to the laboratory. Once collected in the field, all samples are maintained under chain of custody until delivered to the laboratory.

The chain of custody document includes the job number, type of preservation, if any, analysis requested, sample identification, date and time collected, and the sample collector's name. The chain of custody is signed and dated (including time of transfer) by each person who receives or surrenders the samples, beginning with the field personnel and ending with the laboratory personnel.

A laboratory supplied trip blank accompanies each sampling set. The trip blank is analyzed for some or all of the same compounds as the groundwater samples.

As requested by Chevron Environmental Management Company, the purge water and decontamination water generated during sampling activities is transported by Clean Harbors Environmental Services to Seaport Environmental located in Redwood City, California.



GETTLER-RYAN INC.

WELL MONITORING/SAMPLING FIELD DATA SHEET

Client/Facility#: Chevron #351645 / 1156 Job Number: 385646
 Site Address: 4276 Macarthur Blvd. Event Date: 1-12-17 (inclusive)
 City: Oakland, CA Sampler: ML

Well ID: MW-1B
 Well Diameter: 2 in.
 Total Depth: 24.90 ft.
 Depth to Water: 5.21 ft.

Date Monitored: 1-12-17

Volume Factor (VF)	3/4"= 0.02	1"= 0.04	2"= 0.17	3"= 0.38
	4"= 0.66	5"= 1.02	6"= 1.50	12"= 5.80

Check if water column is less than 0.50 ft.

19.109 xVF .17 = 3.3 x3 case volume = Estimated Purge Volume: 9.9 gal.

Depth to Water w/ 80% Recharge ((Height of Water Column x 0.20) + DTW): 9.14

Purge Equipment:

Disposable Bailer: #
 Stainless Steel Bailer: _____
 Stack Pump: X
 Peristaltic Pump: _____
 QED Bladder Pump: _____
 Other: _____

Sampling Equipment:

Disposable Bailer: X
 Pressure Bailer: _____
 Metal Filters: _____
 Peristaltic Pump: _____
 QED Bladder Pump: _____
 Other: _____

Time Started:	_____ (2400 hrs)
Time Completed:	_____ (2400 hrs)
Depth to Product:	_____ ft
Depth to Water:	_____ ft
Hydrocarbon Thickness:	_____ ft
Visual Confirmation/Description:	_____
Skimmer / Absorbant Sock (circle one)	_____
Amt Removed from Skimmer:	_____ ltr
Amt Removed from Well:	_____ ltr
Water Removed:	_____ ltr

Start Time (purge): 0645 Weather Conditions: Rain
 Sample Time/Date: 0720 / 1-12-17 Water Color: Cloudy Odor: Y1N
 Approx. Flow Rate: - gpm. Sediment Description: light
 Did well de-water? NO If yes, Time: _____ Volume: _____ gal. DTW @ Sampling: 8.21

Time (2400 hr.)	Volume (gal.)	pH	Conductivity (µS/mS µmhos/cm)	Temperature (°F)	D.O. (mg/L)	ORP (mV)
PRE: <u>0645</u>	-----	PRE: <u>6.96</u>	PRE: <u>711</u>	PRE: <u>17.0</u>	PRE: <u>1.2</u>	PRE: <u>133</u>
<u>0648</u>	<u>3</u>	<u>7.07</u>	<u>723</u>	<u>17.3</u>	<u>1.4</u>	<u>127</u>
<u>0651</u>	<u>6</u>	<u>7.11</u>	<u>725</u>	<u>17.8</u>	<u>1.5</u>	<u>130</u>
<u>0654</u>	<u>10</u>	<u>7.07</u>	<u>727</u>	<u>18.0</u>	<u>1.4</u>	<u>130</u>

LABORATORY INFORMATION

SAMPLE ID	(#) CONTAINER	REFRIG.	PRESERV. TYPE	LABORATORY	ANALYSES
MW-1B	6 x voa vial	YES	HCL	BC LABS	TPH-GRO(8015)/BTEX(8021)/MTBE(8260)/8 OXYS(8260)
	2 x 1 liter ambers	YES	NP	BC LABS	TPH-DRO w/sgc(8015M)
	x 1 liter ambers	YES	HCL	BC LABS	OIL & GREASE(1664)
	x 250ml poly	YES	HCL	BC LABS	FERROUS IRON(SM20 3500 Fe B)
	x voa vial	YES	NP	BC LABS	METHANE(RSK-175)
	x 500ml poly	YES	NP	BC LABS	NITRATE/SULFATE(EPA 300.0)/DISSOLVED MANGANESE(200.7)

COMMENTS:

Add/Replaced Gasket: _____ Add/Replaced Bolt: _____ Add/Replaced Lock: _____ Add/Replaced Plug: _____



GETTLER-RYAN INC.

WELL MONITORING/SAMPLING FIELD DATA SHEET

Client/Facility#: Chevron #351645 / 1156 Job Number: 385646
 Site Address: 4276 Macarthur Blvd. Event Date: 1.12.17 (inclusive)
 City: Oakland, CA Sampler: FT

Well ID: MW-2B Date Monitored: 1-12-17
 Well Diameter: 2 in.
 Total Depth: 24.88 ft.
 Depth to Water: 3.95 ft. Check if water column is less than 0.50 ft.
20.93 xVF .17 = 3.55 x3 case volume = Estimated Purge Volume: 11.0 gal.
 Depth to Water w/ 80% Recharge [(Height of Water Column x 0.20) + DTW]: 8.13

Volume	3/4"= 0.02	1"= 0.04	2"= 0.17	3"= 0.38
Factor (VF)	4"= 0.66	5"= 1.02	6"= 1.50	12"= 5.80

Purge Equipment:

Disposable Bailer
 Stainless Steel Bailer _____
 Stack Pump _____
 Peristaltic Pump _____
 QED Bladder Pump _____
 Other: _____

Sampling Equipment:

Disposable Bailer
 Pressure Bailer _____
 Metal Filters _____
 Peristaltic Pump _____
 QED Bladder Pump _____
 Other: _____

Time Started: _____ (2400 hrs)
 Time Completed: _____ (2400 hrs)
 Depth to Product: _____ ft
 Depth to Water: _____ ft
 Hydrocarbon Thickness: _____ ft
 Visual Confirmation/Description: _____
 Skimmer/ Absorbant Sock (circle one)
 Amt Removed from Skimmer: _____ ltr
 Amt Removed from Well: _____ ltr
 Water Removed: _____ ltr

Start Time (purge): 0825 Weather Conditions: CLOUDY
 Sample Time/Date: 0905 / 1-12-17 Water Color: CLEAN Odor: Y 10
 Approx. Flow Rate: ✓ gpm. Sediment Description: NONE
 Did well de-water? NO If yes, Time: _____ Volume: _____ gal. DTW @ Sampling: 8.09

Time (2400 hr.)	Volume (gal.)	pH	Conductivity (mS/cm)	Temperature (°/F)	D.O. (mg/L)	ORP (mV)
PRE: 0825	-----	PRE: 7.85	PRE: 667	PRE: 17.7	PRE: 1.9	PRE: 101
0833	3.5	7.80	658	18.0	1.8	95
0841	7.0	7.78	652	18.3	1.7	91
0849	11.0	7.76	647	18.6	1.7	89

LABORATORY INFORMATION

SAMPLE ID	(#) CONTAINER	REFRIG.	PRESERV. TYPE	LABORATORY	ANALYSES
MW-2B	6 x voa vial	YES	HCL	BC LABS	TPH-GRO(8015)/BTEX(8021)/MTBE(8260)/8 OXYS(8260)
	2 x 1 liter ambers	YES	NP	BC LABS	TPH-DRO w/sgc(8015M)
	x 1 liter ambers	YES	HCL	BC LABS	OIL & GREASE(1664)
	x 250ml poly	YES	HCL	BC LABS	FERROUS IRON(SM20 3500 Fe B)
	x voa vial	YES	NP	BC LABS	METHANE(RSK-175)
	x 500ml poly	YES	NP	BC LABS	NITRATE/SULFATE(EPA 300.0)/ DISSOLVED MANGANESE(200.7)

COMMENTS:

Add/Replaced Gasket: _____ Add/Replaced Bolt: _____ Add/Replaced Lock: _____ Add/Replaced Plug: _____



GETTLER-RYAN INC.

WELL MONITORING/SAMPLING FIELD DATA SHEET

Client/Facility#: Chevron #351645 / 1156 Job Number: 385646
 Site Address: 4276 Macarthur Blvd. Event Date: 1-12-17 (inclusive)
 City: Oakland, CA Sampler: Ft

Well ID: MW-3B Date Monitored: 1-12-17
 Well Diameter: 2 in.
 Total Depth: 24.92 ft.
 Depth to Water: 3.14 ft. Check if water column is less than 0.50 ft.
21.78 xVF .17 = 3.70 x3 case volume = Estimated Purge Volume: 11.0 gal.
 Depth to Water w/ 80% Recharge [(Height of Water Column x 0.20) + DTW]: 7.49

Volume	3/4"= 0.02	1"= 0.04	2"= 0.17	3"= 0.38
Factor (VF)	4"= 0.66	5"= 1.02	6"= 1.50	12"= 5.80

Purge Equipment:
 Disposable Bailer
 Stainless Steel Bailer _____
 Stack Pump _____
 Peristaltic Pump _____
 QED Bladder Pump _____
 Other: _____

Sampling Equipment:
 Disposable Bailer
 Pressure Bailer _____
 Metal Filters _____
 Peristaltic Pump _____
 QED Bladder Pump _____
 Other: _____

Time Started: _____ (2400 hrs)
 Time Completed: _____ (2400 hrs)
 Depth to Product: _____ ft
 Depth to Water: _____ ft
 Hydrocarbon Thickness: _____ ft
 Visual Confirmation/Description: _____
 Skimmer / Absorbant Sock (circle one)
 Amt Removed from Skimmer: _____ ltr
 Amt Removed from Well: _____ ltr
 Water Removed: _____ ltr

Start Time (purge): 0920 Weather Conditions: CLOUDY
 Sample Time/Date: 1000 1-12-17 Water Color: CLEAR Odor: DI N MODERATE
 Approx. Flow Rate: / gpm. Sediment Description: NONE
 Did well de-water? No If yes, Time: _____ Volume: _____ gal. DTW @ Sampling: 7.42

Time (2400 hr.)	Volume (gal.)	pH	Conductivity (US) / mS / μmhos/cm	Temperature (C / F)	D.O. (mg/L)	ORP (mV)
PRE: 0920	-----	PRE: 7.93	PRE: 682	PRE: 17.8	PRE: 1.7	PRE: -114
0928	3.5	7.90	678	18.0	1.7	-110
0936	7.0	7.87	672	18.3	1.6	-107
0944	11.0	7.85	667	18.6	1.5	-102

LABORATORY INFORMATION

SAMPLE ID	(#) CONTAINER	REFRIG.	PRESERV. TYPE	LABORATORY	ANALYSES
MW-3B	6 x voa vial	YES	HCL	BC LABS	TPH-GRO(8015)/BTEX(8021)MTBE(8260)/8 OXYS(8260)
	2 x 1 liter ambers	YES	NP	BC LABS	TPH-DRO w/sgc(8015M)
	x 1 liter ambers	YES	HCL	BC LABS	OIL & GREASE(1664)
	1 x 250ml poly	YES	HCL	BC LABS	FERROUS IRON(SM20 3500 Fe B)
	2 x voa vial	YES	NP	BC LABS	METHANE(RSK-175)
	1 x 500ml poly	YES	NP	BC LABS	NITRATE/SULFATE(EPA 300.0)/DISSOLVED MANGANESE(200.7)

COMMENTS: _____

Add/Replaced Gasket: _____ Add/Replaced Bolt: _____ Add/Replaced Lock: _____ Add/Replaced Plug: _____



GETTLER-RYAN INC.

WELL MONITORING/SAMPLING FIELD DATA SHEET

Client/Facility#: Chevron #351645 / 1156
 Site Address: 4276 Macarthur Blvd.
 City: Oakland, CA

Job Number: 385646
 Event Date: 1-12-17 (inclusive)
 Sampler: FT

Well ID: MW-4B
 Well Diameter: 2 in.
 Total Depth: 24.80 ft.
 Depth to Water: 2.88 ft.

Date Monitored: 1-12-17

Volume	3/4" = 0.02	1" = 0.04	2" = 0.17	3" = 0.38
Factor (VF)	4" = 0.66	5" = 1.02	6" = 1.50	12" = 5.80

Check if water column is less than 0.50 ft.

21.92 xVF .17 = 3.72 x3 case volume = Estimated Purge Volume: 11.0 gal.

Depth to Water w/ 80% Recharge [(Height of Water Column x 0.20) + DTW]: 7.26

Purge Equipment:

Disposable Bailer
 Stainless Steel Bailer _____
 Stack Pump _____
 Peristaltic Pump _____
 QED Bladder Pump _____
 Other: _____

Sampling Equipment:

Disposable Bailer
 Pressure Bailer _____
 Metal Filters _____
 Peristaltic Pump _____
 QED Bladder Pump _____
 Other: _____

Time Started:	_____ (2400 hrs)
Time Completed:	_____ (2400 hrs)
Depth to Product:	_____ ft
Depth to Water:	_____ ft
Hydrocarbon Thickness:	_____ ft
Visual Confirmation/Description:	_____
Skimmer / Absorbent Sock (circle one)	_____
Amt Removed from Skimmer:	_____ ltr
Amt Removed from Well:	_____ ltr
Water Removed:	_____ ltr

Start Time (purge): 0730 Weather Conditions: CLOUD
 Sample Time/Date: 0810 / 1-12-17 Water Color: CLEAN Odor: Y / 0
 Approx. Flow Rate: 1.0 gpm. Sediment Description: NONE
 Did well de-water? NO If yes, Time: _____ Volume: _____ gal. DTW @ Sampling: 7.24

Time (2400 hr.)	Volume (gal.)	pH	Conductivity (µS / mS / µmhos/cm)	Temperature (°C / F)	D.O. (mg/L)	ORP (mV)
PRE: 0730	-----	PRE: 8.10	PRE: 654	PRE: 17.0	PRE: 2.5	PRE: 117
0738	3.5	7.89	647	17.3	2.3	115
0746	7.0	7.86	653	17.6	2.2	111
0754	11.0	7.84	660	17.9	2.1	107

LABORATORY INFORMATION

SAMPLE ID	(#) CONTAINER	REFRIG.	PRESERV. TYPE	LABORATORY	ANALYSES
MW-4B	6 x voa vial	YES	HCL	BC LABS	TPH-GRO(8015)/BTEX(8021)MTBE(8260)/8 OXYS(8260)
	2 x 1 liter ambers	YES	NP	BC LABS	TPH-DRO w/sgc(8015M)
	x 1 liter ambers	YES	HCL	BC LABS	OIL & GREASE(1664)
	1 x 250ml poly	YES	HCL	BC LABS	FERROUS IRON(SM20 3500 Fe B)
	2 x voa vial	YES	NP	BC LABS	METHANE(RSK-175)
	1 x 500ml poly	YES	NP	BC LABS	NITRATE/SULFATE(EPA 300.0)/ DISSOLVED MANGANESE(200.7)

COMMENTS: _____

Add/Replaced Gasket: _____ Add/Replaced Bolt: _____ Add/Replaced Lock: _____ Add/Replaced Plug: _____



GETTLER-RYAN INC.

WELL MONITORING/SAMPLING FIELD DATA SHEET

Client/Facility#: Chevron #351645 / 1156
 Site Address: 4276 Macarthur Blvd.
 City: Oakland, CA

Job Number: 385646
 Event Date: 1.12.17 (inclusive)
 Sampler: FT

Well ID: MW-5
 Well Diameter: 2 in.
 Total Depth: 25.30 ft.
 Depth to Water: .90 ft.

Date Monitored: 1-12-17

Volume	3/4"= 0.02	1"= 0.04	2"= 0.17	3"= 0.38
Factor (VF)	4"= 0.66	5"= 1.02	6"= 1.50	12"= 5.80

Check if water column is less than 0.50 ft.
 $24.4\phi - 24.44 \text{ MW} \times \text{VF} = .17 = 4.14$ x3 case volume = Estimated Purge Volume: 12.0 gal.
 Depth to Water w/ 80% Recharge [(Height of Water Column x 0.20) + DTW]: 5.78

Purge Equipment:
 Disposable Bailer
 Stainless Steel Bailer _____
 Stack Pump _____
 Peristaltic Pump _____
 QED Bladder Pump _____
 Other: _____

Sampling Equipment:
 Disposable Bailer
 Pressure Bailer _____
 Metal Filters _____
 Peristaltic Pump _____
 QED Bladder Pump _____
 Other: _____

Time Started: _____ (2400 hrs)
 Time Completed: _____ (2400 hrs)
 Depth to Product: _____ ft
 Depth to Water: _____ ft
 Hydrocarbon Thickness: _____ ft
 Visual Confirmation/Description: _____
 Skimmer / Absorbant Sock (circle one)
 Amt Removed from Skimmer: _____ ltr
 Amt Removed from Well: _____ ltr
 Water Removed: _____ ltr

Start Time (purge): 1305
 Sample Time/Date: 1340 / 1.12.17
 Approx. Flow Rate: gpm.
 Did well de-water? NO If yes, Time: _____

Weather Conditions: CLOUDY
 Water Color: CLEAR Odor: Y / 10
 Sediment Description: NONE
 Volume: _____ gal. DTW @ Sampling: 4.68

Time (2400 hr.)	Volume (gal.)	pH	Conductivity (µS/mS µmhos/cm)	Temperature (°C / F)	D.O. (mg/L)	ORP (mV)
PRE: 1305	-----	PRE: 8.62	PRE: 790	PRE: 18.9	PRE: 2.2	PRE: 125
1313	4.0	8.59	782	18.6	2.2	120
1321	8.0	8.56	776	18.4	2.1	117
1329	12.0	8.54	769	18.1	1.9	112

LABORATORY INFORMATION

SAMPLE ID	(#) CONTAINER	REFRIG.	PRESERV. TYPE	LABORATORY	ANALYSES
MW-5	6 x voa vial	YES	HCL	BC LABS	TPH-GRO(8015)/BTEX(8021)/MTBE(8260)/8 OXYS(8260)
	2 x 1 liter ambers	YES	NP	BC LABS	TPH-DRO w/sgc(8015M)
	x 1 liter ambers	YES	HCL	BC LABS	OIL & GREASE(1664)
	x 250ml poly	YES	HCL	BC LABS	FERROUS IRON(SM20 3500 Fe B)
	x voa vial	YES	NP	BC LABS	METHANE(RSK-175)
	x 500ml poly	YES	NP	BC LABS	NITRATE/SULFATE(EPA 300.0)/ DISSOLVED MANGANESE(200.7)

COMMENTS: _____

Add/Replaced Gasket: _____ Add/Replaced Bolt: _____ Add/Replaced Lock: _____ Add/Replaced Plug: _____



GETTLER-RYAN INC.

WELL MONITORING/SAMPLING FIELD DATA SHEET

Client/Facility#: Chevron #351645 / 1156
 Site Address: 4276 Macarthur Blvd.
 City: Oakland, CA

Job Number: 385646
 Event Date: 1-12-17 (inclusive)
 Sampler: ML

Well ID: MW-7
 Well Diameter: 2 in.
 Total Depth: 23.96 ft.
 Depth to Water: 5.78 ft.

Date Monitored: 1-12-17

Volume Factor (VF)	3/4"= 0.02	1"= 0.04	2"= 0.17	3"= 0.38
	4"= 0.66	5"= 1.02	6"= 1.50	12"= 5.80

Check if water column is less than 0.50 ft.
 Depth to Water 18.18 xVF 1.7 = 3.0 x3 case volume = Estimated Purge Volume: 9 gal.
 Depth to Water w/ 80% Recharge ((Height of Water Column x 0.20) + DTW): 9.91

Purge Equipment:
 Disposable Bailer: X
 Stainless Steel Bailer: _____
 Stack Pump: _____
 Peristaltic Pump: _____
 QED Bladder Pump: _____
 Other: _____

Sampling Equipment:
 Disposable Bailer: X
 Pressure Bailer: _____
 Metal Filters: _____
 Peristaltic Pump: _____
 QED Bladder Pump: _____
 Other: _____

Time Started: _____ (2400 hrs)
 Time Completed: _____ (2400 hrs)
 Depth to Product: _____ ft
 Depth to Water: _____ ft
 Hydrocarbon Thickness: _____ ft
 Visual Confirmation/Description: _____
 Skimmer / Absorbant Sock (circle one)
 Amt Removed from Skimmer: _____ ltr
 Amt Removed from Well: _____ ltr
 Water Removed: _____ ltr

Start Time (purge): 0740 Weather Conditions: Rain
 Sample Time/Date: 0820 / 1-12-17 Water Color: Brown Odor: Y10
 Approx. Flow Rate: - gpm. Sediment Description: medium
 Did well de-water? No If yes, Time: _____ Volume: _____ gal. DTW @ Sampling: 7.99

Time (2400 hr.)	Volume (gal.)	pH	Conductivity (µS/mS µmhos/cm)	Temperature (°C/°F)	D.O. (mg/L)	ORP (mV)
PRE: <u>0740</u>	-----	PRE: <u>7.11</u>	PRE: <u>651</u>	PRE: <u>16.7</u>	PRE: <u>1.3</u>	PRE: <u>140</u>
<u>0747</u>	<u>3</u>	<u>7.24</u>	<u>679</u>	<u>17.2</u>	<u>1.0</u>	<u>136</u>
<u>0755</u>	<u>6</u>	<u>7.29</u>	<u>687</u>	<u>17.5</u>	<u>1.1</u>	<u>131</u>
<u>0803</u>	<u>9</u>	<u>7.25</u>	<u>685</u>	<u>17.6</u>	<u>1.1</u>	<u>137</u>

LABORATORY INFORMATION

SAMPLE ID	(#) CONTAINER	REFRIG.	PRESERV. TYPE	LABORATORY	ANALYSES
MW-7	6 x voa vial	YES	HCL	BC LABS	TPH-GRO(8015)/BTEX(8021)MTBE(8260)/8 OXYS(8260)
	2 x 1 liter ambers	YES	NP	BC LABS	TPH-DRO w/sgc(8015M)
	x 1 liter ambers	YES	HCL	BC LABS	OIL & GREASE(1664)
	x 250ml poly	YES	HCL	BC LABS	FERROUS IRON(SM20 3500 Fe B)
	x voa vial	YES	NP	BC LABS	METHANE(RSK-175)
	x 500ml poly	YES	NP	BC LABS	NITRATE/SULFATE(EPA 300.0)/DISSOLVED MANGANESE(200.7)

COMMENTS: _____

Add/Replaced Gasket: _____ Add/Replaced Bolt: _____ Add/Replaced Lock: _____ Add/Replaced Plug: _____



GETTLER-RYAN INC.

WELL MONITORING/SAMPLING FIELD DATA SHEET

Client/Facility#: Chevron #351645 / 1156 Job Number: 385646
 Site Address: 4276 Macarthur Blvd. Event Date: 1-12-17 (inclusive)
 City: Oakland, CA Sampler: ML

Well ID: MW-9A Date Monitored: 1-12-17
 Well Diameter: 2 in.
 Total Depth: 15.10 ft.
 Depth to Water: 7.97 ft. Check if water column is less than 0.50 ft.
7.13 xVF .17 = 1.2 x3 case volume = Estimated Purge Volume: 3.6 gal.
 Depth to Water w/ 80% Recharge [(Height of Water Column x 0.20) + DTW]: 49.39

Volume Factor (VF)	3/4"= 0.02	1"= 0.04	2"= 0.17	3"= 0.38
	4"= 0.66	5"= 1.02	6"= 1.50	12"= 5.80

Purge Equipment:
 Disposable Bailer: X
 Stainless Steel Bailer: _____
 Stack Pump: _____
 Peristaltic Pump: _____
 QED Bladder Pump: _____
 Other: _____

Sampling Equipment:
 Disposable Bailer: X
 Pressure Bailer: _____
 Metal Filters: _____
 Peristaltic Pump: _____
 QED Bladder Pump: _____
 Other: _____

Time Started: _____ (2400 hrs)
 Time Completed: _____ (2400 hrs)
 Depth to Product: _____ ft
 Depth to Water: _____ ft
 Hydrocarbon Thickness: _____ ft
 Visual Confirmation/Description: _____
 Skimmer / Absorbant Sock (circle one)
 Amt Removed from Skimmer: _____ ltr
 Amt Removed from Well: _____ ltr
 Water Removed: _____ ltr

Start Time (purge): 0840 Weather Conditions: Cloudy
 Sample Time/Date: 0910 / 1-12-17 Water Color: Cloudy Odor: BN 1.9 ml
 Approx. Flow Rate: - gpm. Sediment Description: light
 Did well de-water? NO If yes, Time: _____ Volume: _____ gal. DTW @ Sampling: 8.50

Time (2400 hr.)	Volume (gal.)	pH	Conductivity (µS/mS µmhos/cm)	Temperature (°C / F)	D.O. (mg/L)	ORP (mV)
PRE: <u>0840</u>	_____	PRE: <u>7.20</u>	PRE: <u>1539</u>	PRE: <u>16.6</u>	PRE: <u>1.1</u>	PRE: <u>116</u>
<u>0844</u>	<u>1.25</u>	<u>7.07</u>	<u>1490</u>	<u>17.1</u>	<u>1.0</u>	<u>120</u>
<u>0848</u>	<u>2.5</u>	<u>7.06</u>	<u>1485</u>	<u>17.5</u>	<u>1.4</u>	<u>130</u>
<u>0851</u>	<u>3.75</u>	<u>7.05</u>	<u>1480</u>	<u>17.7</u>	<u>1.3</u>	<u>126</u>

LABORATORY INFORMATION

SAMPLE ID	(#) CONTAINER	REFRIG.	PRESERV. TYPE	LABORATORY	ANALYSES
<u>MW-9A</u>	<u>6</u> x voa vial	YES	HCL	BC LABS	TPH-GRO(8015)/BTEX(8021)MTBE(8260)/8 OXYS(8260)
	<u>2</u> x 1 liter ambers	YES	NP	BC LABS	TPH-DRO w/sgc(8015M)
	<u>1</u> x 1 liter ambers	YES	HCL	BC LABS	OIL & GREASE(1664)
	<u>1</u> x 250ml poly	YES	HCL	BC LABS	FERROUS IRON(SM20 3500 Fe B)
	<u>2</u> x voa vial	YES	NP	BC LABS	METHANE(RSK-175)
	<u>1</u> x 500ml poly	YES	NP	BC LABS	NITRATE/SULFATE(EPA 300.0)/DISSOLVED MANGANESE(200.7)

COMMENTS: _____

Add/Replaced Gasket: _____ Add/Replaced Bolt: _____ Add/Replaced Lock: _____ Add/Replaced Plug: _____



GETTLER-RYAN INC.

WELL MONITORING/SAMPLING FIELD DATA SHEET

Client/Facility#: Chevron #351645 / 1156 Job Number: 385646
 Site Address: 4276 Macarthur Blvd. Event Date: 1-12-17 (inclusive)
 City: Oakland, CA Sampler: ML

Well ID: MW-9B Date Monitored: 1-12-17

Well Diameter: 2 in.

Total Depth: 20.17 ft.

Depth to Water: 3.93 ft.

Volume Factor (VF)	3/4"= 0.02	1"= 0.04	2"= 0.17	3"= 0.38
	4"= 0.66	5"= 1.02	6"= 1.50	12"= 5.80

Check if water column is less than 0.50 ft.

16.24 xVF 0.17 = 2.7 x3 case volume = Estimated Purge Volume: 8.1 gal.

Depth to Water w/ 80% Recharge [(Height of Water Column x 0.20) + DTW]: 7.17

Purge Equipment:

Disposable Bailer: X
 Stainless Steel Bailer: _____
 Stack Pump: _____
 Peristaltic Pump: _____
 QED Bladder Pump: _____
 Other: _____

Sampling Equipment:

Disposable Bailer: X
 Pressure Bailer: _____
 Metal Filters: _____
 Peristaltic Pump: _____
 QED Bladder Pump: _____
 Other: _____

Time Started: _____ (2400 hrs)
 Time Completed: _____ (2400 hrs)
 Depth to Product: _____ ft
 Depth to Water: _____ ft
 Hydrocarbon Thickness: _____ ft
 Visual Confirmation/Description: _____
 Skimmer / Absorbant Sock (circle one)
 Amt Removed from Skimmer: _____ ltr
 Amt Removed from Well: _____ ltr
 Water Removed: _____ ltr

Start Time (purge): 0925 Weather Conditions: Cloudy
 Sample Time/Date: 1000 / 1-12-17 Water Color: Clear Odor: Y10
 Approx. Flow Rate: - gpm. Sediment Description: None
 Did well de-water? No If yes, Time: _____ Volume: _____ gal. DTW @ Sampling: 4.96

Time (2400 hr.)	Volume (gal.)	pH	Conductivity (µS mS / µmhos/cm)	Temperature (°F)	D.O. (mg/L)	ORP (mV)
PRE: <u>0925</u>	_____	PRE: <u>7.21</u>	PRE: <u>772</u>	PRE: <u>17.0</u>	PRE: <u>1.7</u>	PRE: <u>56</u>
<u>0931</u>	<u>2.5</u>	<u>7.11</u>	<u>760</u>	<u>17.5</u>	<u>1.6</u>	<u>61</u>
<u>0937</u>	<u>5</u>	<u>7.15</u>	<u>761</u>	<u>17.9</u>	<u>1.4</u>	<u>67</u>
<u>0944</u>	<u>8.25</u>	<u>7.11</u>	<u>762</u>	<u>18.0</u>	<u>1.5</u>	<u>70</u>

LABORATORY INFORMATION

SAMPLE ID	(#) CONTAINER	REFRIG.	PRESERV. TYPE	LABORATORY	ANALYSES
<u>MW-9B</u>	<u>6</u> x voa vial	YES	HCL	BC LABS	TPH-GRO(8015)/BTEX(8021)MTBE(8260)/8 OXYS(8260)
	<u>2</u> x 1 liter ambers	YES	NP	BC LABS	TPH-DRO w/sgc(8015M)
	<u>1</u> x 1 liter ambers	YES	HCL	BC LABS	OIL & GREASE(1664)
	<u>1</u> x 250ml poly	YES	HCL	BC LABS	FERROUS IRON(SM20 3500 Fe B)
	<u>1</u> x voa vial	YES	NP	BC LABS	METHANE(RSK-175)
	<u>1</u> x 500ml poly	YES	NP	BC LABS	NITRATE/SULFATE(EPA 300.0)/DISSOLVED MANGANESE(200.7)

COMMENTS:

Add/Replaced Gasket: _____ Add/Replaced Bolt: _____ Add/Replaced Lock: _____ Add/Replaced Plug: _____



GETTLER-RYAN INC.

WELL MONITORING/SAMPLING FIELD DATA SHEET

Client/Facility#: Chevron #351645 / 1156
 Site Address: 4276 Macarthur Blvd.
 City: Oakland, CA

Job Number: 385646
 Event Date: 1-12-17 (inclusive)
 Sampler: ML

Well ID: MW-10A
 Well Diameter: 2 in.
 Total Depth: 14.51 ft.
 Depth to Water: 6.16 ft.
8.35 xVF .17 = 1.4

Date Monitored: 1-12-17

Volume Factor (VF)	3/4"= 0.02	1"= 0.04	2"= 0.17	3"= 0.38
	4"= 0.66	5"= 1.02	6"= 1.50	12"= 5.80

Check if water column is less than 0.50 ft.

Depth to Water w/ 80% Recharge [(Height of Water Column x 0.20) + DTW]: 7.83

Purge Equipment:
 Disposable Bailer: X
 Stainless Steel Bailer: _____
 Stack Pump: _____
 Peristaltic Pump: _____
 QED Bladder Pump: _____
 Other: _____

Sampling Equipment:
 Disposable Bailer: X
 Pressure Bailer: _____
 Metal Filters: _____
 Peristaltic Pump: _____
 QED Bladder Pump: _____
 Other: _____

Time Started: _____ (2400 hrs)
 Time Completed: _____ (2400 hrs)
 Depth to Product: _____ ft
 Depth to Water: _____ ft
 Hydrocarbon Thickness: _____ ft
 Visual Confirmation/Description: _____
 Skimmer / Absorbant Sock (circle one)
 Amt Removed from Skimmer: _____ ltr
 Amt Removed from Well: _____ ltr
 Water Removed: _____ ltr

Start Time (purge): 12:00 Weather Conditions: Cloudy
 Sample Time/Date: 12:30 11-12-17 Water Color: Cloudy Odor: DN light
 Approx. Flow Rate: _____ gpm. Sediment Description: light
 Did well de-water? NO If yes, Time: _____ Volume: _____ gal. DTW @ Sampling: 7.11

Time (2400 hr.)	Volume (gal.)	pH	Conductivity (µS/mS µmhos/cm)	Temperature (°F)	D.O. (mg/L)	ORP (mV)
PRE: 1200	_____	PRE: 7.12	PRE: 860	PRE: 17.0	PRE: 1.6	PRE: 92
1205	1.5	7.20	880	17.4	1.4	79
1210	3	7.19	876	17.6	1.1	84
1214	4.25	7.24	879	17.6	1.3	85

LABORATORY INFORMATION

SAMPLE ID	(#) CONTAINER	REFRIG.	PRESERV. TYPE	LABORATORY	ANALYSES
MW-10A	6 x voa vial	YES	HCL	BC LABS	TPH-GRO(8015)/BTEX(8021)MTBE(8260)/8 OXYS(8260)
	2 x 1 liter ambers	YES	NP	BC LABS	TPH-DRO w/sgc(8015M)
	x 1 liter ambers	YES	HCL	BC LABS	OIL & GREASE(1664)
	1 x 250ml poly	YES	HCL	BC LABS	FERROUS IRON(SM20 3500 Fe B)
	2 x voa vial	YES	NP	BC LABS	METHANE(RSK-175)
	1 x 500ml poly	YES	NP	BC LABS	NITRATE/SULFATE(EPA 300.0)/DISSOLVED MANGANESE(200.7)

COMMENTS: _____

Add/Replaced Gasket: _____ Add/Replaced Bolt: _____ Add/Replaced Lock: _____ Add/Replaced Plug: _____



GETTLER-RYAN INC.

WELL MONITORING/SAMPLING FIELD DATA SHEET

Client/Facility#: Chevron #351645 / 1156 Job Number: 385646
 Site Address: 4276 Macarthur Blvd. Event Date: 1-12-17 (inclusive)
 City: Oakland, CA Sampler: ML

Well ID MW-10B

Date Monitored: 1-12-17

Well Diameter 2 in.

Total Depth 19.25 ft.

Depth to Water 5.68 ft.

Volume	3/4"= 0.02	1"= 0.04	2"= 0.17	3"= 0.38
Factor (VF)	4"= 0.66	5"= 1.02	6"= 1.50	12"= 5.80

Check if water column is less than 0.50 ft.

13.57 xVF .17 = 2.3 x3 case volume = Estimated Purge Volume: 6.9 gal.

Depth to Water w/ 80% Recharge [(Height of Water Column x 0.20) + DTW]: 8.39

Purge Equipment:

Disposable Bailer X
 Stainless Steel Bailer _____
 Stack Pump _____
 Peristaltic Pump _____
 QED Bladder Pump _____
 Other: _____

Sampling Equipment:

Disposable Bailer X
 Pressure Bailer _____
 Metal Filters _____
 Peristaltic Pump _____
 QED Bladder Pump _____
 Other: _____

Time Started: _____ (2400 hrs)
 Time Completed: _____ (2400 hrs)
 Depth to Product: _____ ft
 Depth to Water: _____ ft
 Hydrocarbon Thickness: _____ ft
 Visual Confirmation/Description: _____
 Skimmer / Absorbant Sock (circle one)
 Amt Removed from Skimmer: _____ ltr
 Amt Removed from Well: _____ ltr
 Water Removed: _____ ltr

Start Time (purge): 1055 Weather Conditions: Cloudy
 Sample Time/Date: 1140 1-12-17 Water Color: Brown Odor: MIN Light
 Approx. Flow Rate: _____ gpm. Sediment Description: light
 Did well de-water? No If yes, Time: _____ Volume: _____ gal. DTW @ Sampling: 6.92

Time (2400 hr.)	Volume (gal.)	pH	Conductivity (µS) mS (µmhos/cm)	Temperature (°F)	D.O. (mg/L)	ORP (mV)
PRE: 1055	-----	PRE: 6.90	PRE: 889	PRE: 16.4	PRE: 0.9	PRE: 76
1101	2.5	7.02	906	17.0	1.2	87
1107	5	7.11	912	17.3	1.1	88
1114	7	7.09	911	17.4	1.2	91

LABORATORY INFORMATION

SAMPLE ID	(#) CONTAINER	REFRIG.	PRESERV. TYPE	LABORATORY	ANALYSES
MW-10B	6 x voa vial	YES	HCL	BC LABS	TPH-GRO(8015)/BTEX(8021)MTBE(8260)/8 OXYS(8260)
	2 x 1 liter ambers	YES	NP	BC LABS	TPH-DRO w/sgc(8015M)
	x 1 liter ambers	YES	HCL	BC LABS	OIL & GREASE(1664)
	1 x 250ml poly	YES	HCL	BC LABS	FERROUS IRON(SM20 3500 Fe B)
	2 x voa vial	YES	NP	BC LABS	METHANE(RSK-175)
	1 x 500ml poly	YES	NP	BC LABS	NITRATE/SULFATE(EPA 300.0)/DISSOLVED MANGANESE(200.7)

COMMENTS: _____

Add/Replaced Gasket: _____ Add/Replaced Bolt: _____ Add/Replaced Lock: _____ Add/Replaced Plug: _____



GETTLER-RYAN INC.

WELL MONITORING/SAMPLING FIELD DATA SHEET

Client/Facility#: Chevron #351645 / 1156 Job Number: 385646
 Site Address: 4276 Macarthur Blvd. Event Date: 1-12-17 (inclusive)
 City: Oakland, CA Sampler: ML

Well ID: MW-105 Date Monitored: 1-12-17
 Well Diameter: 2 in.
 Total Depth: 10.34 ft.
 Depth to Water: 5.18 ft. Check if water column is less than 0.50 ft.
5.16 xVF .66 = 3.4 x3 case volume = Estimated Purge Volume: 10.2 gal.
 Depth to Water w/ 80% Recharge [(Height of Water Column x 0.20) + DTW]: 6.21

Volume	3/4"= 0.02	1"= 0.04	2"= 0.17	3"= 0.38
Factor (VF)	4"= 0.66	5"= 1.02	6"= 1.50	12"= 5.80

Purge Equipment:
 Disposable Bailer _____
 Stainless Steel Bailer _____
 Stack Pump X
 Peristaltic Pump _____
 QED Bladder Pump _____
 Other: _____

Sampling Equipment:
 Disposable Bailer X
 Pressure Bailer _____
 Metal Filters _____
 Peristaltic Pump _____
 QED Bladder Pump _____
 Other: _____

Time Started: _____ (2400 hrs)
 Time Completed: _____ (2400 hrs)
 Depth to Product: _____ ft
 Depth to Water: _____ ft
 Hydrocarbon Thickness: _____ ft
 Visual Confirmation/Description: _____
 Skimmer / Absorbant Sock (circle one)
 Amt Removed from Skimmer: _____ ltr
 Amt Removed from Well: _____ ltr
 Water Removed: _____ ltr

Start Time (purge): 1025 Weather Conditions: Sunny
 Sample Time/Date: 1300 1/12/17 Water Color: Brown Odor: YIM
 Approx. Flow Rate: 1 gpm. Sediment Description: light
 Did well de-water? NO If yes, Time: _____ Volume: _____ gal. DTW @ Sampling: .556

Time (2400 hr.)	Volume (gal.)	pH	Conductivity (µS/mS µmhos/cm)	Temperature (°F)	D.O. (mg/L)	ORP (mV)
PRE: 1025	-----	PRE: 7.26	PRE: 1042	PRE: 14.5	PRE: 1.7	PRE: 22
1029	4	7.19	1100	15.0	1.4	30
1033	8	7.17	1111	15.4	1.5	36
1037	11	7.22	1112	15.6	1.5	31

LABORATORY INFORMATION

SAMPLE ID	(#) CONTAINER	REFRIG.	PRESERV. TYPE	LABORATORY	ANALYSES
MW-105	6 x voa vial	YES	HCL	BC LABS	TPH-GRO(8015)/BTEX(8021)/MTBE(8260)/8 OXYS(8260)
	2 x 1 liter ambers	YES	NP	BC LABS	TPH-DRO w/sgc(8015M)
	1 x 1 liter ambers	YES	HCL	BC LABS	OIL & GREASE(1664)
	1 x 250ml poly	YES	HCL	BC LABS	FERROUS IRON(SM20 3500 Fe B)
	2 x voa vial	YES	NP	BC LABS	METHANE(RSK-175)
	1 x 500ml poly	YES	NP	BC LABS	NITRATE/SULFATE(EPA 300.0)/DISSOLVED MANGANESE(200.7)

COMMENTS: _____

Add/Replaced Gasket: _____ Add/Replaced Bolt: _____ Add/Replaced Lock: _____ Add/Replaced Plug: _____



GETTLER-RYAN INC.

WELL MONITORING/SAMPLING FIELD DATA SHEET

Client/Facility#: Chevron #351645 / 1156 Job Number: 385646
 Site Address: 4276 Macarthur Blvd. Event Date: 1-12-17 (inclusive)
 City: Oakland, CA Sampler: FR

Well ID: MW-11A Date Monitored: 1-12-17
 Well Diameter: 2 in.
 Total Depth: 15.00 ft.
 Depth to Water: 3.43 ft. Check if water column is less than 0.50 ft.
11.57 xVF .17 = 1.94 x3 case volume = Estimated Purge Volume: 6.0 gal.
 Depth to Water w/ 80% Recharge [(Height of Water Column x 0.20) + DTW]: 5.74

Volume	3/4"= 0.02	1"= 0.04	2"= 0.17	3"= 0.38
Factor (VF)	4"= 0.66	5"= 1.02	6"= 1.50	12"= 5.80

Purge Equipment:

Disposable Bailer
 Stainless Steel Bailer _____
 Stack Pump _____
 Peristaltic Pump _____
 QED Bladder Pump _____
 Other: _____

Sampling Equipment:

Disposable Bailer
 Pressure Bailer _____
 Metal Filters _____
 Peristaltic Pump _____
 QED Bladder Pump _____
 Other: _____

Time Started: _____ (2400 hrs)
 Time Completed: _____ (2400 hrs)
 Depth to Product: _____ ft
 Depth to Water: _____ ft
 Hydrocarbon Thickness: _____ ft
 Visual Confirmation/Description: _____
 Skimmer / Absorbant Sock (circle one)
 Amt Removed from Skimmer: _____ ltr
 Amt Removed from Well: _____ ltr
 Water Removed: _____ ltr

Start Time (purge): 1045 Weather Conditions: CLOUDY
 Sample Time/Date: 1155 / 1-12-17 Water Color: CLEAN Odor: Ø / N STRONG
 Approx. Flow Rate: ✓ gpm. Sediment Description: NONE
 Did well de-water? N If yes, Time: _____ Volume: _____ gal. DTW @ Sampling: 5.71

Time (2400 hr.)	Volume (gal.)	pH	Conductivity (µS/mS µmhos/cm)	Temperature (°F)	D.O. (mg/L)	ORP (mV)
PRE: 1045		PRE:	PRE: 792	PRE: 17.7	PRE: 1.5	PRE: -109
1049	2.0	7.69	797	18.0	1.5	-112
1053	4.0	7.66	804	18.4	1.4	-116
1057	6.0	7.64	811	18.7	1.3	-121

LABORATORY INFORMATION

SAMPLE ID	(#) CONTAINER	REFRIG.	PRESERV. TYPE	LABORATORY	ANALYSES
MW-11A	6 x voa vial	YES	HCL	BC LABS	TPH-GRO(8015)/BTEX(8021)/MTBE(8260)/8 OXYS(8260)
	2 x 1 liter ambers	YES	NP	BC LABS	TPH-DRO w/sgc(8015M)
	x 1 liter ambers	YES	HCL	BC LABS	OIL & GREASE(1664)
	1 x 250ml poly	YES	HCL	BC LABS	FERROUS IRON(SM20 3500 Fe B)
	2 x voa vial	YES	NP	BC LABS	METHANE(RSK-175)
	1 x 500ml poly	YES	NP	BC LABS	NITRATE/SULFATE(EPA 300.0)/DISSOLVED MANGANESE(200.7)

COMMENTS: SLOW RECOVERY

Add/Replaced Gasket: _____ Add/Replaced Bolt: _____ Add/Replaced Lock: _____ Add/Replaced Plug: _____



GETTLER-RYAN INC.

WELL MONITORING/SAMPLING FIELD DATA SHEET

Client/Facility#: Chevron #351645 / 1156 Job Number: 385646
 Site Address: 4276 Macarthur Blvd. Event Date: 1-12-17 (inclusive)
 City: Oakland, CA Sampler: FR

Well ID: MW-11B
 Well Diameter: 2 in.
 Total Depth: 20.19 ft.
 Depth to Water: 7.47 ft.
12.72 xVF .17 = 2.14 x3 case volume = Estimated Purge Volume: 6.0 gal.

Date Monitored: 1-12-17

Volume	3/4" = 0.02	1" = 0.04	2" = 0.17	3" = 0.38
Factor (VF)	4" = 0.66	5" = 1.02	6" = 1.50	12" = 5.80

Check if water column is less than 0.50 ft.

Depth to Water w/ 80% Recharge [(Height of Water Column x 0.20) + DTW]: 10.01

Purge Equipment:

Disposable Bailer
 Stainless Steel Bailer _____
 Stack Pump _____
 Peristaltic Pump _____
 QED Bladder Pump _____
 Other: _____

Sampling Equipment:

Disposable Bailer
 Pressure Bailer _____
 Metal Filters _____
 Peristaltic Pump _____
 QED Bladder Pump _____
 Other: _____

Time Started: _____ (2400 hrs)
 Time Completed: _____ (2400 hrs)
 Depth to Product: _____ ft
 Depth to Water: _____ ft
 Hydrocarbon Thickness: _____ ft
 Visual Confirmation/Description: _____
 Skimmer / Absorbant Sock (circle one)
 Amt Removed from Skimmer: _____ ltr
 Amt Removed from Well: _____ ltr
 Water Removed: _____ ltr

Start Time (purge): 1110 Weather Conditions: Cloudy
 Sample Time/Date: 1245 1-12-17 Water Color: CLEAN Odor: 0/N
 Approx. Flow Rate: _____ gpm. Sediment Description: NONE
 Did well de-water? yes If yes, Time: 1117 Volume: 4.0 gal. DTW @ Sampling: 9.97

Time (2400 hr.)	Volume (gal.)	pH	Conductivity (µS) mS (µmhos/cm)	Temperature (°/ F)	D.O. (mg/L)	ORP (mV)
PRE: <u>1110</u>	-----	PRE: -----	PRE: <u>958</u>	PRE: <u>18.6</u>	PRE: <u>1.5</u>	PRE: <u>-94</u>
<u>1113</u>	<u>2.0</u>	<u>7.77</u>	<u>961</u>	<u>18.9</u>	<u>1.4</u>	<u>-100</u>
<u>1117</u>	<u>4.0</u>	<u>7.74</u>	<u>971</u>	<u>19.1</u>	-----	-----

LABORATORY INFORMATION

SAMPLE ID	(#) CONTAINER	REFRIG.	PRESERV. TYPE	LABORATORY	ANALYSES
MW-11B	<u>6</u> x voa vial	YES	HCL	BC LABS	TPH-GRO(8015)/BTEX(8021)/MTBE(8260)/8 OXYS(8260)
	<u>2</u> x 1 liter ambers	YES	NP	BC LABS	TPH-DRO w/sgc(8015M)
	<u>1</u> x 1 liter ambers	YES	HCL	BC LABS	OIL & GREASE(1664)
	<u>1</u> x 250ml poly	YES	HCL	BC LABS	FERROUS IRON(SM20 3500 Fe B)
	<u>2</u> x voa vial	YES	NP	BC LABS	METHANE(RSK-175)
	<u>1</u> x 500ml poly	YES	NP	BC LABS	NITRATE/SULFATE(EPA 300.0)/DISSOLVED MANGANESE(200.7)

COMMENTS: _____

Add/Replaced Gasket: _____ Add/Replaced Bolt: _____ Add/Replaced Lock: _____ Add/Replaced Plug: _____



GETTLER-RYAN INC.

WELL MONITORING/SAMPLING FIELD DATA SHEET

Client/Facility#: Chevron #351645 / 1156
 Site Address: 4276 Macarthur Blvd.
 City: Oakland, CA

Job Number: 385646
 Event Date: 1-12-17 (inclusive)
 Sampler: Fr

Well ID: MW-115
 Well Diameter: 4 in.
 Total Depth: 10.16 ft.
 Depth to Water: 2.07 ft.

Date Monitored: 1-12-17

Volume	3/4"= 0.02	1"= 0.04	2"= 0.17	3"= 0.38
Factor (VF)	4"= 0.66	5"= 1.02	6"= 1.50	12"= 5.80

Check if water column is less than 0.50 ft.

8.09 xVF .66 = 5.33 x3 case volume = Estimated Purge Volume: 16.0 gal.

Depth to Water w/ 80% Recharge [(Height of Water Column x 0.20) + DTW]: 3.68

Purge Equipment:

Disposable Bailer
 Stainless Steel Bailer _____
 Stack Pump _____
 Peristaltic Pump _____
 QED Bladder Pump _____
 Other: _____

Sampling Equipment:

Disposable Bailer _____
 Pressure Bailer _____
 Metal Filters _____
 Peristaltic Pump _____
 QED Bladder Pump _____
 Other: _____

Time Started:	_____ (2400 hrs)
Time Completed:	_____ (2400 hrs)
Depth to Product:	_____ ft
Depth to Water:	_____ ft
Hydrocarbon Thickness:	_____ ft
Visual Confirmation/Description:	_____
Skimmer / Absorbant Sock (circle one)	_____
Amt Removed from Skimmer:	_____ ltr
Amt Removed from Well:	_____ ltr
Water Removed:	_____ ltr

Start Time (purge): 1015
 Sample Time/Date: 1135 1-12-17
 Approx. Flow Rate: gpm.
 Did well de-water? yes If yes, Time: 1028 Volume: 6.0 gal. DTW @ Sampling: 3.52

Weather Conditions: CLOUDY
 Water Color: CLEAN Odor: PI N STRON
 Sediment Description: NONE

Time (2400 hr.)	Volume (gal.)	pH	Conductivity (mS / μmhos/cm)	Temperature (°F)	D.O. (mg/L)	ORP (mV)
PRE: <u>1015</u>	_____	PRE: <u>8.07</u>	PRE: <u>1298</u>	PRE: <u>16.0</u>	PRE: <u>1.6</u>	PRE: <u>-95</u>
<u>1027</u>	<u>5.5</u>	<u>8.05</u>	<u>1306</u>	<u>16.4</u>	<u>1.4</u>	<u>-101</u>

LABORATORY INFORMATION

SAMPLE ID	(#) CONTAINER	REFRIG.	PRESERV. TYPE	LABORATORY	ANALYSES
MW-115	6 x voa vial	YES	HCL	BC LABS	TPH-GRO(8015)/BTEX(8021)/MTBE(8260)/8 OXYS(8260)
	2 x 1 liter ambers	YES	NP	BC LABS	TPH-DRO w/sgc(8015M)
	1 x 1 liter ambers	YES	HCL	BC LABS	OIL & GREASE(1664)
	1 x 250ml poly	YES	HCL	BC LABS	FERROUS IRON(SM20 3500 Fe B)
	2 x voa vial	YES	NP	BC LABS	METHANE(RSK-175)
1 x 500ml poly	YES	NP	BC LABS	BC LABS	NITRATE/SULFATE(EPA 300.0)/ DISSOLVED MANGANESE(200.7)

COMMENTS: _____

Add/Replaced Gasket: _____ Add/Replaced Bolt: _____ Add/Replaced Lock: _____ Add/Replaced Plug: _____

CHAIN OF CUSTODY FORM

Union Oil Company of California ■ 6101 Bollinger Canyon Road ■ San Ramon, CA 94583


COC _____ of 2

Union Oil Site ID: <u>1156</u>				Union Oil Consultant: <u>Arcadis</u>				ANALYSES REQUIRED Turnaround Time (TAT): Standard <input checked="" type="checkbox"/> 24 Hours <input type="checkbox"/> 48 Hours <input type="checkbox"/> 72 Hours <input type="checkbox"/> Special Instructions									
Site Global ID: <u>T0600102279</u>				Consultant Contact: <u>Samuel Miles</u>													
Site Address: <u>4276 MACARTHUR BLVD. OAKLAND, CA</u>				Consultant Phone No.: <u>206-726-480</u>				TPH - Diesel by EPA 8015 <u>w/Syc</u> TPH - G by <u>GCMS (8015) H</u> BTEX/MTBE/OXYS by EPA 8260B Estrogens by EPA 8260B <u>5TEX (8261)</u> EPA 8260B Estrogens/OXYS <u>MTBE (826)</u> <u>8oxys (8260)</u> <u>Nitrate/Sulfate (EPA 8000)</u> <u>Ferrous Iron (SM 20 3500 Fe B)</u> <u>Methane (2510-175)</u> <u>Dissolved Manganese (2007)</u> <u>Oil & Grease (1664)</u>									
Union Oil PM: <u>James P. Kiernan</u>				Sampling Company: <u>Greiner</u>													
Union Oil PM Phone No.: <u>925-842-3220</u>				Sampled By (PRINT): <u>Mike L. Frank T.</u>				BC Laboratories, Inc. Project Manager: <u>Molly Meyers</u> 4100 Atlas Court, Bakersfield, CA 93308 Phone No. 661-327-4911									
Charge Code: <u>NWRTB-0351645-0-LAB</u>				Sampler Signature: <u>[Signature]</u>													
This is a LEGAL document. ALL fields must be filled out CORRECTLY and COMPLETELY.																	
SAMPLE ID				Sample Time	# of Containers	TPH - Diesel by EPA 8015	TPH - G by GCMS (8015) H	BTEX/MTBE/OXYS by EPA 8260B	Estrogens by EPA 8260B	EPA 8260B Estrogens/OXYS	8oxys (8260)	Nitrate/Sulfate (EPA 8000)	Ferrous Iron (SM 20 3500 Fe B)	Methane (2510-175)	Dissolved Manganese (2007)	Oil & Grease (1664)	Notes / Comments
Field Point Name	Matrix	Depth	Date (yyymmdd)														Notes / Comments
<u>QA</u>	<u>W-S-A</u>		<u>170112</u>		<u>2</u>		<u>X</u>		<u>X</u>	<u>X</u>							<u>LAB TO FILTER</u>
<u>MW-1B</u>	<u>W-S-A</u>			<u>0120</u>	<u>8</u>	<u>X</u>	<u>X</u>		<u>X</u>	<u>X</u>	<u>X</u>						<u>DISSOLVED</u>
<u>MW-2B</u>	<u>W-S-A</u>			<u>0905</u>	<u>8</u>	<u>Y</u>	<u>Y</u>		<u>Y</u>	<u>X</u>	<u>X</u>						<u>MANGANESE</u>
<u>MW-3B</u>	<u>W-S-A</u>			<u>1000</u>	<u>12</u>	<u>Y</u>	<u>Y</u>		<u>Y</u>	<u>X</u>	<u>X</u>	<u>X</u>	<u>X</u>	<u>X</u>	<u>X</u>		
<u>MW-4B</u>	<u>W-S-A</u>			<u>0910</u>	<u>8</u>	<u>Y</u>	<u>Y</u>		<u>X</u>	<u>X</u>	<u>X</u>						
<u>MW-5</u>	<u>W-S-A</u>			<u>1340</u>	<u>8</u>	<u>Y</u>	<u>Y</u>		<u>X</u>	<u>X</u>	<u>X</u>						
<u>MW-7</u>	<u>W-S-A</u>			<u>0820</u>	<u>8</u>	<u>X</u>	<u>X</u>		<u>X</u>	<u>Y</u>	<u>X</u>						
<u>MW-9A</u>	<u>W-S-A</u>			<u>0910</u>	<u>12</u>	<u>Y</u>	<u>X</u>		<u>Y</u>	<u>X</u>	<u>X</u>	<u>X</u>	<u>X</u>	<u>X</u>	<u>X</u>		
<u>MW-9B</u>	<u>W-S-A</u>			<u>1000</u>	<u>8</u>	<u>Y</u>	<u>X</u>		<u>X</u>	<u>X</u>	<u>X</u>						
<u>MW-10A</u>	<u>W-S-A</u>			<u>1230</u>	<u>12</u>	<u>Y</u>	<u>X</u>		<u>X</u>	<u>X</u>	<u>X</u>	<u>X</u>	<u>X</u>	<u>X</u>	<u>X</u>		
<u>MW-10B</u>	<u>W-S-A</u>			<u>1140</u>	<u>12</u>	<u>Y</u>	<u>Y</u>		<u>X</u>	<u>X</u>	<u>X</u>	<u>X</u>	<u>X</u>	<u>X</u>	<u>X</u>		
<u>MW-10S</u>	<u>W-S-A</u>			<u>1300</u>	<u>13</u>	<u>X</u>	<u>X</u>		<u>X</u>	<u>X</u>	<u>X</u>	<u>X</u>	<u>X</u>	<u>X</u>	<u>X</u>	<u>X</u>	
Relinquished By: <u>[Signature]</u> Company: <u>UIC</u> Date / Time: <u>17.1.12 1535</u>				Relinquished By: _____ Company: _____ Date / Time: _____				Relinquished By: _____ Company: _____ Date / Time: _____									
Received By: <u>Ross Dickson</u> Company: <u>BC Labs</u> Date / Time: <u>1.12.17 1535</u>				Received By: _____ Company: _____ Date / Time: _____				Received By: _____ Company: _____ Date / Time: _____									

CHAIN OF CUSTODY FORM

Union Oil Company of California ■ 6101 Bollinger Canyon Road ■ San Ramon, CA 94583

COC 2 of 2

Union Oil Site ID: <u>1156</u>	Union Oil Consultant: <u>ARCADIS</u>	<p style="text-align: center;">ANALYSES REQUIRED</p> <table border="1" style="width:100%; border-collapse: collapse; font-size: small;"> <tr> <td style="width:10%;">TPH - Diesel by EPA 8015</td> <td style="width:10%;">TPH - G</td> <td style="width:10%;">BTEX/MTBE/OXYS by EPA 8260B</td> <td style="width:10%;">EPA 8260B - BTX (901)</td> <td style="width:10%;">EPA 8260B Full List with OXYS - MTBE (926)</td> <td style="width:10%;">8046 (826)</td> <td style="width:10%;">NITRATE/SULFATE (EPA 700)</td> <td style="width:10%;">FERROUS IRON (5020)</td> <td style="width:10%;">METHANIE (251175)</td> <td style="width:10%;">DISSOLVED ORGANIC MATTER (DOM) (2007)</td> <td style="width:10%;">OIL & GREASE (166)</td> </tr> </table>	TPH - Diesel by EPA 8015	TPH - G	BTEX/MTBE/OXYS by EPA 8260B	EPA 8260B - BTX (901)	EPA 8260B Full List with OXYS - MTBE (926)	8046 (826)	NITRATE/SULFATE (EPA 700)	FERROUS IRON (5020)	METHANIE (251175)	DISSOLVED ORGANIC MATTER (DOM) (2007)	OIL & GREASE (166)
TPH - Diesel by EPA 8015	TPH - G		BTEX/MTBE/OXYS by EPA 8260B	EPA 8260B - BTX (901)	EPA 8260B Full List with OXYS - MTBE (926)	8046 (826)	NITRATE/SULFATE (EPA 700)	FERROUS IRON (5020)	METHANIE (251175)	DISSOLVED ORGANIC MATTER (DOM) (2007)	OIL & GREASE (166)		
Site Global ID: <u>T0600102279</u>	Consultant Contact: <u>SHMUEL MILES</u>												
Site Address: <u>4276 MACARTHUR BLVD. DALLARD, CA</u>	Consultant Phone No: <u>2061726-4770</u>												
Union Oil PM: <u>JAMES P. KENNEDY</u>	Sampling Company: <u>CASTROL - ISTAR</u>												
Union Oil PM Phone No: <u>9251846-3220</u>	Sampled By (PRINT): <u>FRANK E. MILES C.</u>												
Charge Code: <u>NWRTB-0351645-0-LAB</u>	Sampler Signature: 												
<p><i>This is a LEGAL document. ALL fields must be filled out CORRECTLY and COMPLETELY.</i></p>		<p style="text-align: center;">BC Laboratories, Inc. Project Manager: Molly Meyers 4100 Atlas Court, Bakersfield, CA 93308 Phone No. 661-327-4911</p>											

SAMPLE ID				Sample Time	# of Containers	ANALYSES REQUIRED										Notes / Comments
Field Point Name	Matrix	Depth	Date (yymmdd)			TPH - Diesel by EPA 8015	TPH - G	BTEX/MTBE/OXYS by EPA 8260B	EPA 8260B - BTX (901)	EPA 8260B Full List with OXYS - MTBE (926)	8046 (826)	NITRATE/SULFATE (EPA 700)	FERROUS IRON (5020)	METHANIE (251175)	DISSOLVED ORGANIC MATTER (DOM) (2007)	
MW-11A	W-S-A		17.1.12	1155	12	X	X	X	X	X	X	X	X	X	X	LAB TO FILTER
MW-11B	W-S-A			1245	12	X	X	X	X	X	X	X	X	X	X	DISSOLVED
MW-11S	W-S-A			1135	13	X	X	X	X	X	X	X	X	X	X	MANUAUESIE SAMPLES
	W-S-A															
	W-S-A															
	W-S-A															
	W-S-A															
	W-S-A															
	W-S-A															
	W-S-A															
	W-S-A															
	W-S-A															
	W-S-A															

Relinquished By: <u>[Signature]</u> Company: <u>BC LAB</u> Date / Time: <u>17.1.12 1535</u>	Relinquished By: _____ Company: _____ Date / Time: _____	Relinquished By: _____ Company: _____ Date / Time: _____
Received By: <u>[Signature]</u> Company: <u>BC LAB</u> Date / Time: <u>1.12.17 153</u>	Received By: _____ Company: _____ Date / Time: _____	Received By: _____ Company: _____ Date / Time: _____

ATTACHMENT B

Historical Groundwater Gauging and Analytical Data



Table 1
Well Construction Details
76 Service Station No. 1156 (351645)
4276 MacArthur Boulevard
Oakland, California

WELL ID	WELL INSTALLATION DATE	CASING DIAMETER (in.)	BORING DEPTH (ft. bgs)	SCREEN INTERVAL (ft. bgs)	SCREEN SIZE (in.)	FILTER PACK (ft. bgs)	BENTONITE SEAL (ft. bgs)	GROUT INTERVAL (ft. bgs)
MW-1*	7/16/1999	2	26.5	5-25	0.01	4-26.5	3-4	0-3
MW-1B	8/17/2010	2	25	20-25	0.02	19-25	18-19	0.5-18
MW-2*	7/16/1999	2	26.5	5-25	0.01	4-26.5	3-4	0-3
MW-2B	8/16/2010	2	25	20-25	0.02	19-25	18-19	0.5-18
MW-3*	7/16/1999	2	31.5	5-25	0.01	4-27	3-4; 27-31.5	0-3
MW-3B	8/16/2010	2	25	20-25	0.02	19-25	18-19	0.5-18
MW-4*	7/16/1999	2	26.5	5-25	0.01	4-26.5	3-4	0-3
MW-4B	8/13/2010	2	25	20-25	0.02	19-25	18-19	0.5-18
MW-5	8/29/2001	2	25	5-25	0.02	4-25	3-4	0.5-3
MW-6	8/29/2001	2	25	5-25	0.02	4-25	3-4	0.5-3
MW-7	8/29/2001	2	25	5-25	0.02	4-25	3-4	0.5-3
MW-8	10/30/2007	2	25	15-25	0.01	13-25	11-13	1-11
MW-9A	3/18/2013	2	15	10-15	0.02	8-15	1.5-8	1-1.5
MW-9B	3/18/2013	2	20	15-20	0.02	13-20	1.5-13	1-1.5
MW-10A	3/18/2013	2	15	10-15	0.02	8-15	1.5-8	1-1.5
MW-10B	3/18/2013	2	20	15-20	0.02	13-20	1.5-13	1-1.5
MW-10S	6/12/2014	4	10	6.5-10	0.02	3.5-10	1-3.5	n/a
MW-11A	3/19/2013	2	15	10-15	0.02	8-15	1.5-8	1-1.5
MW-11B	3/19/2013	2	20	15-20	0.02	13-20	1.5-13	1-1.5
MW-11S	6/11/2014	4	10	6.5-10	0.02	3.5-10	1-3.5	n/a

Notes:

* = Destroyed and replaced with "B" well in 2010

ft. bgs = Feet below ground surface

ID = Identification

in. = Inches

n/a = Not available

Table 5
Historical Groundwater Monitoring Data and Analytical Results
76 Service Station No. 1156 (351645)
4276 MacArthur Boulevard
Oakland, California

WELL ID	DATE SAMPLED	TOC* (ft)	DTW (ft)	LNAPL THICKNESS (ft)	GWE* (ft)	OIL AND GREASE (µg/L)	TPH-DRO W/SGC (µg/L)	TPH-GRO (µg/L)	TPH-GRO (GC/MS) (µg/L)	B (µg/L)	T (µg/L)	E (µg/L)	X (µg/L)	COMMENTS
MW-1	7/20/1999	174.86	7.50	0	167.36	--	16,000	120,000	--	11,000	27,000	3,300	18,000	
	9/28/1999	174.86	8.75	0	166.11	--	2,410	6,020	--	1,030	1,040	68.5	412	
	1/7/2000	174.86	9.05	0.02	165.82	--	7,870	72,700	--	7,410	13,900	2,070	9,620	GWE corrected
	3/31/2000	174.86	7.18	0	167.68	--	3,600	92,000	--	10,000	23,000	3,200	14,000	
	7/14/2000	174.86	7.68	0	167.18	--	8,580	108,000	--	8,250	18,700	3,750	17,800	
	10/3/2000	174.86	7.99	0	166.87	--	9,260	96,000	--	8,760	20,000	3,350	15,600	
	1/3/2001	174.86	9.18	0	165.68	--	11,000	37,000	--	5,800	13,000	1,700	8,100	
	4/4/2001	174.86	8.05	0	166.81	--	14,000	86,900	--	7,780	18,500	2,470	11,800	
	7/17/2001	174.86	7.01	0	167.85	--	2,200	79,000	--	5,600	11,000	2,800	12,000	
	10/3/2001	177.54	7.89	0	169.65	--	--	99,000	--	8,200	18,000	3,000	16,000	
	10/5/2001	177.54	7.91	0	169.63	--	13,000	--	--	--	--	--	--	
	1/28/2002	177.54	5.98	0	171.56	--	4,400	110,000	--	8,900	19,000	2,600	12,000	
	4/25/2002	177.54	6.19	0	171.35	--	9,000	93,000	--	8,100	18,000	3,000	15,000	
	7/18/2002	177.54	6.99	0	170.55	--	9,200	69,000	--	5,400	10,000	2,100	10,000	
	10/7/2002	177.54	7.73	0	169.81	--	3,400	82,000	--	9,200	20,000	2,600	13,000	
	1/6/2003	177.54	5.48	0	172.06	--	5,100	82,000	--	6,500	18,000	2,700	11,000	
	4/7/2003	177.54	6.30	0	171.24	--	2,800	74,000	--	7,000	15,000	2,400	11,000	
	7/7/2003	177.54	6.47	0	171.07	--	7,000	60,000	--	6,400	11,000	2,600	11,000	
	10/9/2003	177.54	7.85	0	169.69	--	4,300	91,000	81,000	8,100	17,000	3,200	14,000	Sampled for TPH-GRO by 8015M on 11/14/2003
	1/14/2004	177.54	6.69	0	170.85	--	6,200	98,000	--	8,000	21,000	2,600	15,000	
	4/28/2004	177.54	6.43	0	171.11	--	--	93,000	--	9,000	20,000	1,300	10,000	
	7/12/2004	177.54	7.44	0	170.10	--	270	57,000	--	6,900	7,200	1,600	580	
	10/25/2004	177.54	7.54	0	170.00	--	5,100	66,000	--	7,300	19,000	2,700	14,000	
	1/17/2005	177.54	5.79	0	171.75	--	6,400	86,000	--	8,600	21,000	3,200	15,000	
	4/6/2005	177.54	4.93	0	172.61	--	2,800	85,000	--	8,400	20,000	3,200	16,000	
	7/8/2005	177.54	5.35	0	172.19	--	6,400	69,000	--	7,100	17,000	2,700	14,000	
	10/7/2005	177.54	5.96	0	171.58	--	5,500	68,000	--	5,900	8,300	1,800	8,300	
	1/27/2006	177.54	5.08	0	172.46	--	9,000	94,000	--	7,400	19,000	3,700	14,000	
	4/28/2006	177.54	4.85	0	172.69	--	9,200	74,000	--	6,400	13,000	2,300	10,000	
	7/28/2006	177.54	5.32	0	172.22	--	5,100	74,000	--	6,600	12,000	3,100	13,000	
10/27/2006	177.54	6.13	0	171.41	--	4,600	100,000	--	8,300	20,000	3,600	16,000		
1/10/2007	177.54	5.47	0	172.07	--	12,000	84,000	--	7,100	15,000	2,600	13,000		
4/13/2007	177.54	5.60	0	171.94	--	8,400	27,000	--	5,600	840	2,300	3,200		
7/19/2007	177.54	5.69	0	171.85	--	10,000	83,000	--	6,000	15,000	2,600	13,000		
10/8/2007	177.54	--	--	--	--	--	--	--	--	--	--	--	--	Gate locked; no key available
1/9/2008	177.54	5.15	0	172.39	--	12,000	40,000	--	6,000	4,800	2,600	5,100	Gauged on 1/18/2008	
4/4/2008	177.54	5.25	0	172.29	--	15,000	71,000	--	6,800	12,000	3,300	13,000		
7/3/2008	177.54	6.00	0	171.54	--	9,300	92,000	--	7,000	16,000	3,500	15,000		
10/3/2008	177.54	7.16	0	170.38	--	4,400	69,000	--	7,200	18,000	3,500	14,000		
1/22/2009	177.54	6.61	0	170.93	--	8,000	45,000	--	410	720	2,400	9,600		
4/13/2009	177.54	5.11	0	172.43	--	4,800	5,400	--	300	640	300	940		
7/23/2009	177.54	6.04	0	171.50	--	2,800	85,000	--	5,800	15,000	3,500	13,000		
2/1/2010	177.54	4.86	0	172.68	--	ND<5,000	3,900	74,000	--	7,000	11,000	3,100	10,000	
8/2/2010	177.54	5.68	0	171.86	--	ND<5,000	3,900	71,000	--	7,000	11,000	3,300	10,000	
8/24/2010	DESTROYED													
MW-1B	11/1/2010	174.05	7.15	0	166.90	ND<5,000	ND<50	99	--	3.0	0.30	ND<0.30	ND<0.60	
	1/31/2011	174.05	6.62	0	167.43	ND<5,000	ND<50	170	--	6.7	0.64	0.33	ND<0.60	
	4/26/2011	174.05	6.14	0	167.91	ND<5,000	ND<50	220	--	7.3	0.55	0.32	0.69	
	7/25/2011	174.05	6.69	0	167.36	ND<5,000	ND<40	140	--	7.8	0.35	ND<0.30	ND<0.60	
	10/7/2011	174.06	6.86	0	167.20	ND<5,000	ND<40	120	--	5.7	ND<0.30	ND<0.30	ND<0.60	
	1/23/2012	174.06	6.96	0	167.10	ND<5,000	ND<40	89	--	3.6	ND<0.30	ND<0.30	ND<0.60	

Table 5
Historical Groundwater Monitoring Data and Analytical Results
76 Service Station No. 1156 (351645)
4276 MacArthur Boulevard
Oakland, California

WELL ID	DATE SAMPLED	TOC* (ft)	DTW (ft)	LNAPL THICKNESS (ft)	GWE* (ft)	OIL AND GREASE (µg/L)	TPH-DRO W/SGC (µg/L)	TPH-GRO (µg/L)	TPH-GRO (GC/MS) (µg/L)	B (µg/L)	T (µg/L)	E (µg/L)	X (µg/L)	COMMENTS
	4/6/2012	174.06	5.89	0	168.17	ND<5,000	ND<40	110	--	4.5	ND<0.30	ND<0.30	ND<0.60	
	7/24/2012	174.06	6.98	0	167.08	ND<5,000	ND<40	130	--	6.2	ND<0.30	ND<0.30	ND<0.60	
	2/8/2013	174.06	6.65	0	167.41	ND<5,000	ND<40	ND<50	--	ND<0.30	ND<0.30	ND<0.30	ND<0.60	
	7/10/2013	174.06	7.11	0	166.95	ND<5,000	ND<40	ND<50	--	ND<0.30	ND<0.30	ND<0.30	0.61	
	1/16/2014	174.06	7.73	0	166.33	ND<5,000	ND<40	ND<50	--	1.0	ND<0.30	ND<0.30	ND<0.60	
	7/22/2014	174.06	7.18	0	166.88	--	--	--	--	--	--	--	--	Sampled Q1 only
	1/27/2015	174.06	6.63	0	167.43	--	ND<40	ND<50	--	ND<0.30	ND<0.30	ND<0.30	ND<0.60	
	7/21/2015	174.06	7.64	0	166.42	--	--	--	--	--	--	--	--	Sampled Q1 only
	1/20/2016	174.06	5.86	0	168.20	--	ND<40	ND<50	--	ND<0.30	ND<0.30	ND<0.30	ND<0.60	
MW-2	7/20/1999	173.01	5.40	--	167.61	--	--	ND	--	ND	ND	ND	ND	
	9/28/1999	173.01	5.60	0	167.41	--	--	1,390	--	124	ND	62.9	43.1	
	1/7/2000	173.01	5.92	0	167.09	--	--	1,450	--	99	ND	23.8	16	
	3/31/2000	173.01	5.23	0	167.78	--	--	ND	--	42	ND	ND	ND	
	7/14/2000	173.01	5.52	0	167.49	--	--	ND	--	44.7	ND	ND	ND	
	10/3/2000	173.01	6.04	0	166.97	--	--	ND	--	56.7	ND	ND	ND	
	1/3/2001	173.01	6.42	0	166.59	--	--	ND	--	ND	ND	ND	ND	
	4/4/2001	173.01	6.14	0	166.87	--	--	ND	--	ND	ND	ND	ND	
	7/17/2001	173.01	5.30	0	167.71	--	--	ND	--	ND	ND	ND	ND	
	10/3/2001	173.50	7.38	0	166.12	--	--	ND<250	--	2.7	ND<2.5	ND<2.5	ND<2.5	
	1/28/2002	173.50	5.68	0	167.82	--	--	ND<250	--	2.5	4.4	2.8	7.4	
	4/25/2002	173.50	5.82	0	167.68	--	--	ND<50	--	ND<0.50	ND<0.50	ND<0.50	ND<0.50	
	7/18/2002	173.50	6.90	0	166.60	--	--	ND<500	--	ND<5.0	ND<5.0	ND<5.0	ND<5.0	
	10/7/2002	173.50	7.54	0	165.96	--	--	4,300	--	ND<10	27	21	75	
	1/6/2003	173.50	6.79	0	166.71	--	--	5,900	--	ND<5.0	ND<5.0	ND<5.0	ND<5.0	
	4/7/2003	173.50	6.49	0	167.01	--	--	1,500	--	ND<10	14	11	38	
	7/7/2003	173.50	6.72	0	166.78	--	--	ND<2,500	--	ND<25	ND<25	ND<25	ND<25	
	10/9/2003	173.50	7.16	0	166.34	--	--	3,500	ND<5,000	ND<50	ND<50	ND<50	ND<100	Sampled for TPH-GRO by 8015M on 11/14/2003
	1/14/2004	173.50	5.53	0	167.97	--	--	3,200	--	ND<25	ND<25	ND<25	ND<25	
	4/28/2004	173.50	5.21	0	168.29	--	--	22,000	--	ND<3	9.2	ND<3	ND<6	
	7/12/2004	173.50	5.83	0	167.67	--	--	1,700	--	3.8	18	2.6	16	
	10/25/2004	173.50	6.89	0	166.61	--	--	3,400	--	ND<25	ND<25	ND<25	ND<25	
	1/17/2005	173.50	5.70	0	167.80	--	--	1,700	--	ND<10	ND<10	ND<10	ND<10	
	4/6/2005	173.50	4.50	0	169.00	--	--	3,000	--	ND<20	ND<20	ND<20	ND<20	
	7/8/2005	173.50	4.69	0	168.81	--	--	ND<2,000	--	ND<20	ND<20	ND<20	ND<20	
	10/7/2005	173.50	4.61	0	168.89	--	--	7,500	--	6.7	6.6	ND<3.0	ND<6.0	
	1/27/2006	173.50	4.10	0	169.40	--	--	2,500	--	1.0	2.6	ND<0.30	ND<0.60	
	4/28/2006	173.50	3.75	0	169.75	--	--	3,100	--	9.4	3.6	0.94	3.4	
	7/28/2006	173.50	4.34	0	169.16	--	--	3,000	--	2.0	ND<1.5	ND<1.5	ND<3.0	
	10/27/2006	173.50	5.62	0	167.88	--	--	1,800	--	1.5	ND<1.5	ND<1.5	ND<3.0	
	1/10/2007	173.50	4.02	0	169.48	--	--	2,100	--	1.1	ND<0.60	ND<0.60	ND<1.2	
	4/13/2007	173.50	4.03	0	169.47	--	--	3,300	--	12	1.6	0.46	1.1	
	7/19/2007	173.50	4.41	0	169.09	--	--	2,500	--	21	0.64	5.1	1.5	
	10/8/2007	173.50	4.93	0	168.57	--	--	3,400	--	38	1.6	13	2.1	
	1/9/2008	173.50	3.03	0	170.47	--	--	1,700	--	6.2	2.5	0.61	0.91	Gauged on 1/18/2008
	4/4/2008	173.50	3.52	0	169.98	--	--	1,400	--	15	2.1	0.76	ND<0.60	
	7/3/2008	173.50	4.70	0	168.80	--	--	1,100	--	14	1.1	2.0	1.2	
	10/3/2008	173.50	5.57	0	167.93	--	ND<50	740	--	14	ND<0.30	4.5	6.9	
	1/22/2009	173.50	5.03	0	168.47	--	ND<50	640	--	4.6	ND<0.30	ND<0.30	ND<0.60	
	4/13/2009	173.50	3.73	0	169.77	--	ND<50	940	--	7.1	ND<0.30	ND<0.30	ND<0.60	
	7/23/2009	173.50	4.39	0	169.11	--	230	700	--	12	6.0	5.4	13	
	2/1/2010	173.50	4.33	0	169.17	--	140	860	--	17	13	0.83	2.4	

Table 5
Historical Groundwater Monitoring Data and Analytical Results
76 Service Station No. 1156 (351645)
4276 MacArthur Boulevard
Oakland, California

WELL ID	DATE SAMPLED	TOC* (ft)	DTW (ft)	LNAPL THICKNESS (ft)	GWE* (ft)	OIL AND GREASE (µg/L)	TPH-DRO W/SGC (µg/L)	TPH-GRO (µg/L)	TPH-GRO (GC/MS) (µg/L)	B (µg/L)	T (µg/L)	E (µg/L)	X (µg/L)	COMMENTS
	8/2/2010	173.50	5.16	0	168.34	--	210	1,200	--	9.5	32	1.4	2.4	
	8/24/2010	DESTROYED												
MW-2B	11/1/2010	173.55	11.27	0	162.28	--	57	550	--	7.8	2.7	2.1	0.99	
	1/31/2011	173.55	7.79	0	165.76	--	ND<50	420	--	1.7	0.47	0.59	ND<0.60	
	4/26/2011	173.55	9.09	0	164.46	--	ND<50	390	--	ND<0.30	ND<0.30	ND<0.30	ND<0.60	
	7/25/2011	173.55	3.91	0	169.64	--	ND<40	210	--	1.7	ND<0.30	ND<0.30	ND<0.60	
	10/7/2011	173.55	4.50	0	169.05	--	52	110	--	1.0	ND<0.30	ND<0.30	ND<0.60	
	1/23/2012	173.55	6.96	0	166.59	--	ND<40	110	--	0.73	ND<0.30	ND<0.30	ND<0.60	
	4/6/2012	173.55	5.67	0	167.88	--	ND<40	120	--	0.36	ND<0.30	ND<0.30	ND<0.60	
	7/24/2012	173.55	5.33	0	168.22	--	ND<40	73	--	ND<0.30	ND<0.30	ND<0.30	ND<0.60	
	2/8/2013	173.55	4.58	0	168.97	--	ND<40	ND<50	--	ND<0.30	ND<0.30	ND<0.30	ND<0.60	
	7/10/2013	173.55	7.06	0	166.49	--	ND<40	ND<50	--	ND<0.30	ND<0.30	ND<0.30	ND<0.60	
	1/16/2014	173.55	5.58	0	167.97	ND<5,000	ND<40	ND<50	--	ND<0.30	ND<0.30	ND<0.30	ND<0.60	
	7/22/2014	173.55	6.18	0	167.37	--	--	--	--	--	--	--	--	Sampled Q1 only
	1/27/2015	173.55	4.98	0	168.57	--	ND<40	ND<50	--	ND<0.30	ND<0.30	ND<0.30	ND<0.60	
	7/21/2015	173.55	10.35	0	163.20	--	--	--	--	--	--	--	--	Sampled Q1 only
	1/20/2016	173.55	4.91	0	168.64	--	ND<40	ND<50	--	ND<0.30	ND<0.30	ND<0.30	ND<0.60	
MW-3	7/20/1999	178.44	8.50	--	169.94	--	--	1,000	--	76	52	79	76	
	9/28/1999	178.44	8.31	0	170.13	--	--	1,860	--	174	95.4	71.8	135	
	1/7/2000	178.44	8.56	0	169.88	--	--	28,400	--	2,450	3,090	1,560	3,910	
	3/31/2000	178.44	8.42	0	170.02	--	--	26,000	--	1,300	2,900	2,600	3,500	
	7/14/2000	178.44	8.61	0	169.83	--	--	24,500	--	1,850	2,630	2,750	3,900	
	10/3/2000	178.44	9.14	0	169.30	--	--	22,000	--	1,910	2,020	2,400	2,680	
	1/3/2001	178.44	9.06	0	169.38	--	--	14,000	--	1,600	1,100	2,300	1,400	
	4/4/2001	178.44	8.98	0	169.46	--	--	19,600	--	1,150	1,470	2,100	1,820	
	7/17/2001	178.44	7.46	0	170.98	--	--	26,000	--	1,500	2,100	2,100	3,400	
	10/3/2001	178.13	9.81	0	168.32	--	--	22,000	--	830	1,900	1,700	3,000	
	1/28/2002	178.13	7.39	0	170.74	--	--	30,000	--	880	2,600	1,800	4,300	
	4/25/2002	178.13	7.86	0	170.27	--	--	18,000	--	500	2,000	1,300	3,800	
	7/18/2002	178.13	8.83	0	169.30	--	--	37,000	--	1,800	3,800	2,200	8,000	
	10/7/2002	178.13	9.71	0	168.42	--	--	26,000	--	600	2,000	1,800	6,400	
	1/6/2003	178.13	7.40	0	170.73	--	--	27,000	--	800	2,100	2,000	6,400	
	4/7/2003	178.13	8.17	0	169.96	--	--	28,000	--	660	2,200	1,900	6,300	
	7/7/2003	178.13	8.35	0	169.78	--	--	33,000	--	1,200	2,500	2,700	8,300	
	10/9/2003	178.13	9.39	0	168.74	--	--	3,800	6,000	120	260	390	1,200	Sampled for TPH-GRO by 8015M on 11/14/2003
	1/14/2004	178.13	6.86	0	171.27	--	--	5,100	--	120	240	310	720	
	4/28/2004	178.13	6.63	0	171.50	--	--	7,300	--	250	440	580	1300	
	7/12/2004	178.13	7.41	0	170.72	--	--	5,500	--	350	310	120	350	
	10/25/2004	178.13	8.81	0	169.32	--	--	3,300	--	96	140	270	490	
	1/17/2005	178.13	6.37	0	171.76	--	--	3,400	--	150	270	360	750	
	4/6/2005	178.13	4.69	0	173.44	--	--	14,000	--	420	1,300	1,000	3,100	
	7/8/2005	178.13	5.23	0	172.90	--	--	5,000	--	180	290	500	800	
	10/7/2005	178.13	6.35	0	171.78	--	--	6,800	--	270	120	ND<0.30	210	
	1/27/2006	178.13	5.24	0	172.89	--	--	3,200	--	120	140	270	460	
	4/28/2006	178.13	5.01	0	173.12	--	--	4,500	--	130	250	380	670	
	7/28/2006	178.13	6.21	0	171.92	--	--	4,700	--	160	240	510	730	
	10/27/2006	178.13	6.93	0	171.20	--	--	3,700	--	150	160	460	530	
	1/10/2007	178.13	5.93	0	172.20	--	--	4,800	--	180	160	550	600	
	4/13/2007	178.13	6.10	0	172.03	--	--	5,100	--	180	240	550	710	
	7/19/2007	178.13	6.51	0	171.62	--	--	2,000	--	110	64	220	190	

Table 5
Historical Groundwater Monitoring Data and Analytical Results
76 Service Station No. 1156 (351645)
4276 MacArthur Boulevard
Oakland, California

WELL ID	DATE SAMPLED	TOC* (ft)	DTW (ft)	LNAPL THICKNESS (ft)	GWE* (ft)	OIL AND GREASE (µg/L)	TPH-DRO W/SGC (µg/L)	TPH-GRO (µg/L)	TPH-GRO (GC/MS) (µg/L)	B (µg/L)	T (µg/L)	E (µg/L)	X (µg/L)	COMMENTS
	10/8/2007	178.13	7.05	0	171.08	--	--	2,100	--	72	65	180	290	
	1/9/2008	178.13	3.65	0	174.48	--	--	4,200	--	200	160	510	580	Gauged on 1/18/2008
	4/4/2008	178.13	5.69	0	172.44	--	--	7,500	--	270	390	810	1,200	
	7/3/2008	178.13	7.28	0	170.85	--	--	2,300	--	99	66	210	220	
	10/3/2008	178.13	8.40	0	169.73	--	1,200	12,000	--	740	620	1,500	2,700	
	1/22/2009	178.13	7.68	0	170.45	--	270	2,000	--	120	79	290	290	
	4/13/2009	178.13	6.28	0	171.85	--	150	3,600	--	110	150	180	510	
	7/23/2009	178.13	7.20	0	170.93	--	310	3,400	--	180	150	360	650	
	2/1/2010	178.13	5.29	0	172.84	--	390	6,500	--	180	92	300	250	
	8/2/2010	178.13	6.83	0	171.30	--	540	8,600	--	140	110	320	1,000	
	8/24/2010	DESTROYED												
MW-3B	11/1/2010	177.77	6.82	0	170.95	--	58	990	--	31	32	47	50	
	1/31/2011	177.77	5.30	0	172.47	--	65	2,800	--	32	20	39	47	
	4/26/2011	177.77	4.64	0	173.13	--	93	2,800	--	36	55	80	82	
	7/25/2011	177.77	5.53	0	172.24	--	100	1,700	--	28	33	80	73	
	10/7/2011	177.77	6.08	0	171.69	--	81	1,700	--	32	20	88	47	
	1/23/2012	177.77	6.90	0	170.87	--	120	1,800	--	39	17	75	20	
	4/6/2012	177.77	4.23	0	173.54	--	ND<40	1,200	--	36	25	80	41	
	7/24/2012	177.77	6.42	0	171.35	--	190	1,500	--	66	10	76	39	
	2/8/2013	177.77	5.60	0	172.17	--	ND<40	4,400	--	170	93	450	150	
	7/10/2013	177.77	6.71	0	171.06	--	350	2,800	--	190	60	530	82	
	1/16/2014	177.77	7.63	0	170.14	5,300	40	3,800	--	190	71	380	210	
	7/22/2014	177.77	6.89	0	170.88	--	370	8,600	--	190	120	670	190	
	1/27/2015	177.77	5.00	0	172.77	--	94	6,400	--	240	84	480	140	
	7/21/2015	177.77	7.28	0	170.49	--	280	4,200	--	210	100	570	220	
	1/20/2016	177.77	5.18	0	172.59	--	240	4,700	--	160	52	230	80	
MW-4	7/20/1999	179.10	7.40	--	171.70	--	--	69	--	2.7	0.77	ND	7.1	
	9/28/1999	179.10	7.19	0	171.91	--	--	4,050	--	1,250	72	51.3	133	
	1/7/2000	179.10	8.98	0	170.12	--	--	7,010	--	2,260	167	271	276	
	3/31/2000	179.10	7.26	0	171.84	--	--	5,500	--	1,800	230	330	400	
	7/14/2000	179.10	7.67	0	171.43	--	--	7,940	--	2,810	332	450	247	
	10/3/2000	179.10	8.12	0	170.98	--	--	11,400	--	3,110	437	519	816	
	1/3/2001	179.10	9.10	0	170.00	--	--	8,600	--	2,500	340	480	960	
	4/4/2001	179.10	8.63	0	170.47	--	--	9,950	--	2,380	126	416	725	
	7/17/2001	179.10	6.49	0	172.61	--	--	10,000	--	2,300	110	410	800	
	10/3/2001	178.96	7.01	0	171.95	--	--	7,800	--	2,100	85	380	390	
	1/28/2002	178.96	6.21	0	172.75	--	--	12,000	--	2,100	130	350	670	
	4/25/2002	178.96	5.49	0	173.47	--	--	3,300	--	1,300	42	270	250	
	7/18/2002	178.96	8.28	0	170.68	--	--	4,800	--	1,300	71	290	220	
	10/7/2002	178.96	7.49	0	171.47	--	--	5,100	--	1,400	110	330	380	
	1/6/2003	178.96	6.36	0	172.60	--	--	5,600	--	1,100	57	260	320	
	4/7/2003	178.96	6.24	0	172.72	--	--	5,100	--	1,100	55	190	370	
	7/7/2003	178.96	6.43	0	172.53	--	--	3,000	--	920	28	170	330	
	10/9/2003	178.96	7.97	0	170.99	--	--	530	700	100	2.2	5.4	14	Sampled for TPH-GRO by 8015M on 11/14/2003
	1/14/2004	178.96	6.30	0	172.66	--	--	530	--	88	4.1	9.9	11	
	4/28/2004	178.96	5.68	0	173.28	--	--	1,200	--	200	5.3	21	13	
	7/12/2004	178.96	6.48	0	172.48	--	--	3,600	--	1,000	14	260	72	
	10/25/2004	178.96	6.85	0	172.11	--	--	490	--	34	ND<2.5	ND<2.5	ND<2.5	
	1/17/2005	178.96	4.56	0	174.40	--	--	620	--	100	2.6	15	8.0	
	4/6/2005	178.96	2.90	0	176.06	--	--	630	--	81	9.6	16	41	

Table 5
Historical Groundwater Monitoring Data and Analytical Results
76 Service Station No. 1156 (351645)
4276 MacArthur Boulevard
Oakland, California

WELL ID	DATE SAMPLED	TOC* (ft)	DTW (ft)	LNAPL THICKNESS (ft)	GWE* (ft)	OIL AND GREASE (µg/L)	TPH-DRO W/SGC (µg/L)	TPH-GRO (µg/L)	TPH-GRO (GC/MS) (µg/L)	B (µg/L)	T (µg/L)	E (µg/L)	X (µg/L)	COMMENTS
	7/8/2005	178.96	3.74	0	175.22	--	--	980	--	170	24	44	140	
	10/7/2005	178.96	4.24	0	174.72	--	--	4,900	--	1,100	11	110	110	
	1/27/2006	178.96	3.65	0	175.31	--	--	2,800	--	580	20	130	230	
	4/28/2006	178.96	3.94	0	175.02	--	--	710	--	110	2.4	21	22	
	7/28/2006	178.96	4.63	0	174.33	--	--	550	--	120	2.1	12	19	
	10/27/2006	178.96	5.19	0	173.77	--	--	260	--	37	2.0	1.9	6.7	
	1/10/2007	178.96	4.82	0	174.14	--	--	270	--	29	0.72	1.8	2.7	
	4/13/2007	178.96	4.25	0	174.71	--	--	390	--	53	1.2	3.1	4.1	
	7/19/2007	178.96	5.35	0	173.61	--	--	210	--	8.0	1.0	1.4	4.5	
	10/8/2007	178.96	5.48	0	173.48	--	--	290	--	17	2.3	3.8	14	
	1/9/2008	178.96	3.40	0	175.56	--	--	770	--	190	5.9	21	40	Gauged on 1/18/2008
	4/4/2008	178.96	4.20	0	174.76	--	--	180	--	11	2.0	0.67	2.9	
	7/3/2008	178.96	5.89	0	173.07	--	--	140	--	4.5	1.3	ND<0.30	ND<0.60	
	10/3/2008	178.96	7.34	0	171.62	--	96	430	--	29	3.4	9.6	20	
	1/22/2009	178.96	6.75	0	172.21	--	ND<50	190	--	25	1.7	0.87	1.5	
	4/13/2009	178.96	4.74	0	174.22	--	110	290	--	17	2.1	4.4	12	
	7/23/2009	178.96	6.01	0	172.95	--	85	360	--	33	2.3	5.4	18	
	2/1/2010	178.96	6.42	0	172.54	--	80	490	--	35	3.1	2.7	5.5	
	8/2/2010	178.96	5.92	0	173.04	--	120	470	--	17	3.4	2.5	12	
	8/24/2010	DESTROYED												
MW-4B	11/1/2010	179.07	7.20	0	171.87	--	ND<50	230	--	ND<0.30	2.1	1.3	43	
	1/31/2011	179.07	4.49	0	174.58	--	ND<50	68	--	ND<0.30	ND<0.30	ND<0.30	2.0	
	4/26/2011	179.07	4.32	0	174.75	--	ND<50	52	--	ND<0.30	ND<0.30	ND<0.30	ND<0.60	
	7/25/2011	179.07	5.52	0	173.55	--	ND<40	ND<50	--	ND<0.30	ND<0.30	ND<0.30	ND<0.60	
	10/7/2011	179.07	6.04	0	173.03	--	ND<40	ND<50	--	ND<0.30	0.46	ND<0.30	ND<0.60	
	1/23/2012	179.07	6.58	0	172.49	--	ND<40	ND<50	--	ND<0.30	0.36	0.87	ND<0.60	
	4/6/2012	179.07	4.41	0	174.66	--	ND<40	ND<50	--	ND<0.30	ND<0.30	ND<0.30	ND<0.60	
	7/24/2012	179.07	6.20	0	172.87	--	ND<40	75	--	ND<0.30	ND<0.30	ND<0.30	ND<0.60	
	2/8/2013	179.07	5.37	0	173.70	--	ND<40	ND<50	--	ND<0.30	ND<0.30	ND<0.30	ND<0.60	
	7/10/2013	179.07	6.52	0	172.55	--	ND<40	ND<50	--	ND<0.30	ND<0.30	ND<0.30	ND<0.60	
	1/16/2014	179.07	7.55	0	171.52	ND<5,000	ND<40	ND<50	--	0.32	ND<0.30	ND<0.30	ND<0.60	
	7/22/2014	179.07	6.80	0	172.27	--	--	--	--	--	--	--	--	Sampled Q1 only
	1/27/2015	179.07	5.83	0	173.24	--	ND<40	ND<50	--	ND<0.30	ND<0.30	ND<0.30	ND<0.60	
	7/21/2015	179.07	7.26	0	171.81	--	--	--	--	--	--	--	--	Sampled Q1 only
	1/20/2016	179.07	5.14	0	173.93	--	ND<40	ND<50	--	ND<0.30	ND<0.30	ND<0.30	ND<0.60	
MW-5	10/3/2001	169.18	2.81	0	166.37	--	--	ND<50	--	ND<0.50	ND<0.50	ND<0.50	ND<0.50	
	1/28/2002	169.18	1.88	0	167.30	--	--	ND<50	--	ND<0.50	ND<0.50	ND<0.50	ND<0.50	
	4/25/2002	169.18	1.99	0	167.19	--	--	ND<50	--	ND<0.50	ND<0.50	ND<0.50	ND<0.50	
	7/18/2002	169.18	2.49	0	166.69	--	--	ND<50	--	ND<0.50	ND<0.50	ND<0.50	ND<0.50	
	10/7/2002	169.18	2.80	0	166.38	--	--	140	--	ND<0.50	ND<0.50	ND<0.50	ND<0.50	
	1/6/2003	169.18	1.86	0	167.32	--	ND<50	120	--	ND<0.50	ND<0.50	ND<0.50	ND<0.50	
	4/7/2003	169.18	2.15	0	167.03	--	--	220	--	0.53	ND<0.50	ND<0.50	ND<0.50	
	7/7/2003	169.18	2.26	0	166.92	--	--	120	--	ND<1.2	ND<1.2	ND<1.2	ND<1.2	
	10/9/2003	169.18	2.72	0	166.46	--	--	560	210	ND<1.0	ND<1.0	ND<1.0	ND<2.0	Sampled for TPH-GRO by 8015M on 11/14/2003
	1/14/2004	169.18	2.00	0	167.18	--	--	560	--	ND<2.5	ND<2.5	ND<2.5	ND<2.5	
	4/28/2004	169.18	2.01	0	167.17	--	--	760	--	ND<0.3	1.8	ND<0.3	ND<0.6	
	7/12/2004	169.18	2.56	0	166.62	--	--	96	--	1.8	3.3	0.54	3.6	
	10/25/2004	169.18	2.43	0	166.75	--	--	1,100	--	ND<5.0	ND<5.0	ND<5.0	ND<5.0	
	1/17/2005	169.18	1.49	0	167.69	--	--	720	--	ND<5.0	ND<5.0	ND<5.0	ND<5.0	
	4/6/2005	169.18	0.95	0	168.23	--	--	830	--	ND<5.0	ND<5.0	ND<5.0	ND<5.0	

Table 5
Historical Groundwater Monitoring Data and Analytical Results
76 Service Station No. 1156 (351645)
4276 MacArthur Boulevard
Oakland, California

WELL ID	DATE SAMPLED	TOC* (ft)	DTW (ft)	LNAPL THICKNESS (ft)	GWE* (ft)	OIL AND GREASE (µg/L)	TPH-DRO W/SGC (µg/L)	TPH-GRO (µg/L)	TPH-GRO (GC/MS) (µg/L)	B (µg/L)	T (µg/L)	E (µg/L)	X (µg/L)	COMMENTS
	7/8/2005	169.18	1.49	0	167.69	--	--	ND<500	--	ND<5.0	ND<5.0	ND<5.0	ND<5.0	
	10/7/2005	169.18	1.92	0	167.26	--	--	540	--	ND<0.30	ND<0.30	ND<0.30	ND<0.60	
	1/27/2006	169.18	2.03	0	167.15	--	--	490	--	ND<0.30	ND<0.30	ND<0.30	ND<0.60	
	4/28/2006	169.18	1.02	0	168.16	--	--	430	--	ND<0.30	ND<0.30	ND<0.30	ND<0.60	
	7/28/2006	169.18	1.57	0	167.61	--	--	480	--	0.34	ND<0.30	ND<0.30	ND<0.60	
	10/27/2006	169.18	2.20	0	166.98	--	--	420	--	0.34	ND<0.30	ND<0.30	ND<0.60	
	1/10/2007	169.18	1.57	0	167.61	--	--	390	--	ND<0.30	ND<0.30	ND<0.30	ND<0.60	
	4/13/2007	169.18	1.89	0	167.29	--	--	170	--	3.8	5.9	1.5	3.8	
	7/19/2007	169.18	1.92	0	167.26	--	--	ND<50	--	ND<0.30	ND<0.30	ND<0.30	ND<0.60	
	10/8/2007	169.18	2.28	0	166.90	--	--	200	--	ND<0.30	ND<0.30	ND<0.30	ND<0.60	
	1/9/2008	169.18	1.09	0	168.09	--	--	150	--	ND<0.30	ND<0.30	ND<0.30	ND<0.60	Gauged on 1/18/2008
	4/4/2008	169.18	1.72	0	167.46	--	--	210	--	ND<0.30	ND<0.30	ND<0.30	ND<0.60	
	7/3/2008	169.18	2.27	0	166.91	--	--	260	--	ND<0.30	ND<0.30	ND<0.30	ND<0.60	
	10/3/2008	169.18	2.80	0	166.38	--	60	200	--	ND<0.30	ND<0.30	ND<0.30	ND<0.60	
	1/22/2009	169.18	2.45	0	166.73	--	ND<50	130	--	ND<0.30	ND<0.30	ND<0.30	ND<0.60	
	4/13/2009	169.18	1.81	0	167.37	--	ND<50	190	--	ND<0.30	ND<0.30	ND<0.30	ND<0.60	
	7/23/2009	169.18	2.33	0	166.85	--	ND<50	210	--	ND<0.30	ND<0.30	ND<0.30	ND<0.60	
	2/1/2010	169.18	1.32	0	167.86	--	ND<50	170	--	ND<0.30	ND<0.30	ND<0.30	ND<0.60	
	8/2/2010	169.18	2.20	0	166.98	--	ND<50	64	--	ND<0.30	ND<0.30	ND<0.30	ND<0.60	
	11/1/2010	169.18	3.92	0	165.26	--	--	--	--	--	--	--	--	Sampled Q1 and Q3 only
	1/31/2011	169.18	1.63	0	167.55	--	ND<50	160	--	ND<0.30	ND<0.30	ND<0.30	ND<0.60	
	4/26/2011	169.18	1.32	0	167.86	--	--	--	--	--	--	--	--	Sampled Q1 and Q3 only
	7/25/2011	169.18	1.79	0	167.39	--	ND<40	140	--	ND<0.30	ND<0.30	ND<0.30	ND<0.60	
	10/7/2011	169.18	2.18	0	167.00	--	--	--	--	--	--	--	--	Sampled Q1 and Q3 only
	1/23/2012	169.18	1.98	0	167.20	--	ND<40	ND<50	--	ND<0.30	ND<0.30	ND<0.30	ND<0.60	
	4/6/2012	169.18	1.18	0	168.00	--	--	--	--	--	--	--	--	Sampled Q1 and Q3 only
	7/24/2012	169.18	1.90	0	167.28	--	ND<40	ND<50	--	ND<0.30	ND<0.30	ND<0.30	ND<0.60	
	2/8/2013	169.18	1.88	0	167.30	--	ND<40	ND<50	--	ND<0.30	ND<0.30	ND<0.30	ND<0.60	
	7/10/2013	169.18	2.32	0	166.86	--	ND<40	ND<50	--	ND<0.30	ND<0.30	ND<0.30	ND<0.60	
	1/16/2014	169.18	2.82	0	166.36	ND<5,000	ND<40	ND<50	--	ND<0.30	ND<0.30	ND<0.30	ND<0.60	
	7/22/2014	169.18	3.13	0	166.05	--	--	--	--	--	--	--	--	Sampled Q1 only
	1/27/2015	169.18	1.96	0	167.22	--	ND<40	ND<50	--	ND<0.30	ND<0.30	ND<0.30	ND<0.60	
	7/21/2015	169.18	2.58	0	166.60	--	--	--	--	--	--	--	--	Sampled Q1 only
	1/20/2016	169.18	1.42	0	167.76	--	ND<40	ND<50	--	ND<0.30	ND<0.30	ND<0.30	ND<0.60	
MW-6	10/3/2001	169.04	2.87	0	166.17	--	--	ND<50	--	ND<0.50	ND<0.50	ND<0.50	ND<0.50	
	1/28/2002	169.04	1.82	0	167.22	--	--	ND<50	--	ND<0.50	ND<0.50	ND<0.50	ND<0.50	
	4/25/2002	169.04	2.01	0	167.03	--	--	ND<50	--	ND<0.50	ND<0.50	ND<0.50	ND<0.50	
	7/18/2002	169.04	2.44	0	166.60	--	--	ND<50	--	ND<0.50	ND<0.50	ND<0.50	ND<0.50	
	10/7/2002	169.04	2.72	0	166.32	--	--	ND<50	--	ND<0.50	ND<0.50	ND<0.50	ND<0.50	
	1/6/2003	169.04	1.90	0	167.14	--	--	ND<50	--	0.62	1.2	1.2	3.5	
	4/7/2003	169.04	2.02	0	167.02	--	--	ND<50	--	ND<0.50	ND<0.50	ND<0.50	ND<0.50	
	7/7/2003	169.04	2.21	0	166.83	--	--	ND<50	--	ND<0.50	ND<0.50	ND<0.50	ND<0.50	
	10/9/2003	169.04	2.71	0	166.33	--	--	ND<50	ND<50	0.95	3.0	1.4	5.5	Sampled for TPH-GRO by 8015M on 11/14/2003
	1/14/2004	169.04	2.00	0	167.04	--	--	ND<50	--	ND<0.50	0.57	ND<0.50	0.64	
	4/28/2004	169.04	2.18	0	166.86	--	--	ND<50	--	0.39	0.78	ND<0.3	ND<0.6	
	7/12/2004	169.04	2.69	0	166.35	--	--	ND<50	--	ND<0.3	ND<0.3	ND<0.3	ND<0.6	
	10/25/2004	169.04	2.46	0	166.58	--	--	ND<50	--	ND<0.50	ND<0.50	ND<0.50	ND<0.50	
	1/17/2005	169.04	1.54	0	167.50	--	--	ND<50	--	ND<0.50	ND<0.50	ND<0.50	ND<0.50	
	4/6/2005	169.04	1.15	0	167.89	--	--	ND<50	--	ND<0.50	ND<0.50	ND<0.50	ND<0.50	
	7/8/2005	169.04	1.05	0	167.99	--	--	ND<50	--	ND<0.50	ND<0.50	ND<0.50	ND<0.50	

Table 5
Historical Groundwater Monitoring Data and Analytical Results
76 Service Station No. 1156 (351645)
4276 MacArthur Boulevard
Oakland, California

WELL ID	DATE SAMPLED	TOC* (ft)	DTW (ft)	LNAPL THICKNESS (ft)	GWE* (ft)	OIL AND GREASE (µg/L)	TPH-DRO W/SGC (µg/L)	TPH-GRO (µg/L)	TPH-GRO (GC/MS) (µg/L)	B (µg/L)	T (µg/L)	E (µg/L)	X (µg/L)	COMMENTS
	10/7/2005	169.04	1.90	0	167.14	--	--	ND<50	--	ND<0.30	ND<0.30	ND<0.30	ND<0.60	
	1/27/2006	169.04	1.32	0	167.72	--	--	ND<50	--	ND<0.30	ND<0.30	ND<0.30	ND<0.60	
	4/28/2006	169.04	0.00	0	169.04	--	--	ND<50	--	ND<0.30	ND<0.30	ND<0.30	ND<0.60	
	7/28/2006	169.04	1.68	0	167.36	--	--	ND<50	--	ND<0.30	ND<0.30	ND<0.30	ND<0.60	
	10/27/2006	169.04	1.98	0	167.06	--	--	ND<50	--	ND<0.30	ND<0.30	ND<0.30	ND<0.60	
	1/10/2007	169.04	1.60	0	167.44	--	--	ND<50	--	ND<0.30	ND<0.30	ND<0.30	ND<0.60	
	4/13/2007	169.04	2.01	0	167.03	--	--	ND<50	--	ND<0.30	ND<0.30	ND<0.30	ND<0.60	
	7/19/2007	169.04	1.96	0	167.08	--	--	ND<50	--	ND<0.30	ND<0.30	ND<0.30	ND<0.60	
	10/8/2007	169.04	2.35	0	166.69	--	--	ND<50	--	ND<0.30	ND<0.30	ND<0.30	ND<0.60	
	1/9/2008	169.04	1.10	0	167.94	--	--	ND<50	--	ND<0.30	ND<0.30	ND<0.30	ND<0.60	Gauged on 1/18/2008
	4/4/2008	169.04	1.60	0	167.44	--	--	ND<50	--	ND<0.30	0.40	ND<0.30	0.71	
	7/3/2008	169.04	2.19	0	166.85	--	--	ND<50	--	ND<0.30	ND<0.30	ND<0.30	ND<0.60	
	10/3/2008	169.04	2.78	0	166.26	--	ND<50	ND<50	--	ND<0.30	ND<0.30	ND<0.30	ND<0.60	
	1/22/2009	169.04	2.35	0	166.69	--	ND<50	ND<50	--	ND<0.30	ND<0.30	ND<0.30	ND<0.60	
	4/13/2009	169.04	1.81	0	167.23	--	ND<50	ND<50	--	ND<0.30	ND<0.30	ND<0.30	ND<0.60	
	7/23/2009	169.04	--	--	--	--	--	--	--	--	--	--	--	Paved over
	2/1/2010	169.04	--	--	--	--	--	--	--	--	--	--	--	Paved over
	8/2/2010	169.04	--	--	--	--	--	--	--	--	--	--	--	Paved over
	8/24/2010	DESTROYED												
MW-7	10/3/2001	171.64	7.62	0	164.02	--	--	10,000	--	210	ND<50	ND<50	800	
	1/28/2002	171.64	7.21	0	164.43	--	--	ND<1,000	--	ND<10	ND<10	ND<10	ND<10	
	4/25/2002	171.64	7.25	0	164.39	--	--	ND<5,000	--	660	ND<50	ND<50	ND<50	
	7/18/2002	171.64	8.12	0	163.52	--	--	ND<5,000	--	130	ND<50	ND<50	ND<50	
	10/7/2002	171.64	7.71	0	163.93	--	--	18,000	--	ND<50	ND<50	ND<50	ND<50	
	1/6/2003	171.64	7.63	0	164.01	--	ND<50	410	--	0.61	1.0	0.89	2.9	
	4/7/2003	171.64	7.58	0	164.06	--	--	13,000	--	ND<20	ND<20	ND<20	ND<20	
	7/7/2003	171.64	7.56	0	164.08	--	--	990	--	8.2	ND<0.50	1.2	ND<0.50	
	10/9/2003	171.64	7.72	0	163.92	--	--	6,800	ND<13,000	ND<130	ND<130	ND<130	ND<250	Sampled for TPH-GRO by 8015M on 11/14/2003
	1/14/2004	171.64	6.97	0	164.67	--	--	19,000	--	ND<100	ND<100	ND<100	ND<100	
	4/28/2004	171.64	8.70	0	162.94	--	--	19,000	--	ND<3	ND<3	ND<3	ND<6	
	7/12/2004	171.64	9.44	0	162.20	--	--	12,000	--	28	14	330	200	
	10/25/2004	171.64	7.23	0	164.41	--	--	28,000	--	ND<250	ND<250	ND<250	ND<250	
	1/17/2005	171.64	6.30	0	165.34	--	--	15,000	--	ND<100	ND<100	ND<100	ND<100	
	4/6/2005	171.64	5.96	0	165.68	--	--	13,000	--	ND<100	ND<100	ND<100	ND<100	
	7/8/2005	171.64	6.45	0	165.19	--	--	ND<10,000	--	ND<100	ND<100	ND<100	ND<100	
	10/7/2005	171.64	6.78	0	164.86	--	--	13,000	--	ND<3.0	ND<3.0	ND<3.0	ND<6.0	
	1/27/2006	171.64	5.82	0	165.82	--	--	8,200	--	0.64	1.6	ND<0.30	ND<0.60	
	4/28/2006	171.64	5.57	0	166.07	--	--	6,900	--	0.88	1.5	0.34	1.0	
	7/28/2006	171.64	6.67	0	164.97	--	--	5,400	--	5.2	ND<3.0	ND<3.0	ND<6.0	
	10/27/2006	171.64	6.93	0	164.71	--	--	4,500	--	ND<1.5	ND<1.5	ND<1.5	ND<3.0	
	1/10/2007	171.64	6.41	0	165.23	--	12,000	4,000	--	ND<1.2	ND<1.2	ND<1.2	ND<2.4	
	4/13/2007	171.64	--	--	--	--	--	--	--	--	--	--	--	Paved over
	7/19/2007	171.64	7.10	0	164.54	--	--	2,700	--	0.57	ND<0.30	ND<0.30	ND<0.60	
	10/8/2007	171.64	7.42	0	164.22	--	--	1,600	--	0.47	0.49	ND<0.30	ND<0.60	
	1/9/2008	171.64	5.98	0	165.66	--	--	1,500	--	0.45	0.49	ND<0.30	ND<0.60	Gauged on 1/18/2008
	4/4/2008	171.64	6.80	0	164.84	--	--	1,800	--	0.72	0.58	ND<0.30	ND<0.60	
	7/3/2008	171.64	7.31	0	164.33	--	--	1,600	--	0.45	ND<0.30	ND<0.30	ND<0.60	
	10/3/2008	171.64	7.79	0	163.85	--	ND<50	1,300	--	0.53	0.59	ND<0.30	ND<0.60	
	1/22/2009	171.64	7.26	0	164.38	--	ND<50	890	--	0.43	0.49	ND<0.30	ND<0.60	
	4/13/2009	171.64	6.83	0	164.81	--	ND<50	1,100	--	0.46	0.30	ND<0.30	ND<0.60	
	7/23/2009	171.64	7.32	0	164.32	--	ND<50	920	--	ND<0.30	0.73	ND<0.30	ND<0.60	

Table 5
Historical Groundwater Monitoring Data and Analytical Results
76 Service Station No. 1156 (351645)
4276 MacArthur Boulevard
Oakland, California

WELL ID	DATE SAMPLED	TOC* (ft)	DTW (ft)	LNAPL THICKNESS (ft)	GWE* (ft)	OIL AND GREASE (µg/L)	TPH-DRO W/SGC (µg/L)	TPH-GRO (µg/L)	TPH-GRO (GC/MS) (µg/L)	B (µg/L)	T (µg/L)	E (µg/L)	X (µg/L)	COMMENTS
	2/1/2010	171.64	6.21	0	165.43	--	53	1,000	--	5.6	4.0	1.2	2.0	
	8/2/2010	171.64	7.08	0	164.56	--	ND<50	880	--	ND<0.30	0.62	ND<0.30	ND<0.60	
	11/1/2010	172.11	6.97	0	165.14	--	--	--	--	--	--	--	--	Sampled Q1 and Q3 only
	1/31/2011	172.11	6.58	0	165.53	--	ND<50	730	--	0.31	0.59	ND<0.30	ND<0.60	
	4/26/2011	172.11	5.21	0	166.90	--	--	--	--	--	--	--	--	Sampled Q1 and Q3 only
	7/25/2011	172.11	6.89	0	165.22	--	ND<40	610	--	2.5	ND<0.30	ND<0.30	ND<0.60	
	10/7/2011	172.11	7.15	0	164.96	--	--	--	--	--	--	--	--	Sampled Q1 and Q3 only
	1/23/2012	172.11	6.92	0	165.19	--	ND<40	300	--	ND<0.30	0.55	ND<0.30	ND<0.60	
	4/6/2012	172.11	6.01	0	166.10	--	--	--	--	--	--	--	--	Sampled Q1 and Q3 only
	7/24/2012	172.11	7.25	0	164.86	--	ND<40	270	--	ND<0.30	ND<0.30	ND<0.30	ND<0.60	
	2/8/2013	172.11	6.90	0	165.21	--	ND<40	240	--	ND<0.30	ND<0.30	ND<0.30	ND<0.60	
	7/10/2013	172.11	7.36	0	164.75	--	ND<40	340	--	0.75	ND<0.30	0.46	0.69	
	1/16/2014	172.11	7.86	0	164.25	ND<5,000	ND<40	ND<50	--	ND<0.30	ND<0.30	ND<0.30	ND<0.60	
	7/22/2014	172.11	7.40	0	164.71	--	--	--	--	--	--	--	--	Sampled Q1 only
	1/27/2015	172.11	6.93	0	165.18	--	ND<40	150	--	ND<0.30	ND<0.30	ND<0.30	ND<0.60	
	7/21/2015	172.11	7.48	0	164.63	--	--	--	--	--	--	--	--	Sampled Q1 only
	1/20/2016	172.11	6.48	0	165.63	--	ND<40	130	--	ND<0.30	ND<0.30	ND<0.30	ND<0.60	
MW-8	1/18/2008	167.97	0.43	0	167.54	--	--	ND<50	--	ND<0.30	ND<0.30	ND<0.30	ND<0.60	
	4/4/2008	167.97	0.55	0	167.42	--	--	ND<50	--	0.76	1.6	0.72	2.3	
	7/3/2008	167.97	0.91	0	167.06	--	--	ND<50	--	ND<0.30	ND<0.30	ND<0.30	ND<0.60	
	10/3/2008	167.97	1.71	0	166.26	--	ND<50	ND<50	--	ND<0.30	ND<0.30	ND<0.30	ND<0.60	
	1/22/2009	167.97	1.59	0	166.38	--	64	ND<50	--	ND<0.30	ND<0.30	ND<0.30	ND<0.60	
	4/13/2009	167.97	0.08	0	167.89	--	ND<50	ND<50	--	ND<0.30	ND<0.30	ND<0.30	ND<0.60	
	7/23/2009	167.97	1.10	0	166.87	--	ND<50	ND<50	--	ND<0.30	ND<0.30	ND<0.30	ND<0.60	
	2/1/2010	167.97	0.65	0	167.32	--	ND<50	ND<50	--	ND<0.30	ND<0.30	ND<0.30	ND<0.60	
	8/2/2010	167.97	--	--	--	--	--	--	--	--	--	--	--	Paved over
	8/24/2010	DESTROYED												
MW-9A	7/10/2013	173.01	5.88	0	167.13	--	220	4,600	--	1,100	14	220	140	
	1/16/2014	173.01	6.24	0	166.77	ND<5,000	200	4,600	--	820	ND<6.0	180	ND<12	
	7/22/2014	173.01	8.65	0	164.36	--	250	6,400	--	1,100	12	380	12	
	1/27/2015	173.01	8.24	0	164.77	--	250	7,900	--	2,500	16	340	23	
	7/21/2015	173.01	5.87	0	167.14	--	170	7,100	--	2,700	22	190	23	
	1/20/2016	173.01	8.47	0	164.54	--	360	7,700	--	2,400	17	53	14	
MW-9B	7/10/2013	172.78	5.87	0	166.91	--	ND<40	ND<50	--	ND<0.30	ND<0.30	ND<0.30	ND<0.60	
	1/16/2014	172.78	6.57	0	166.21	ND<5,000	ND<40	ND<50	--	ND<0.30	ND<0.30	ND<0.30	ND<0.60	
	7/22/2014	172.78	5.94	0	166.84	--	--	--	--	--	--	--	--	Sampled Q1 only
	1/27/2015	172.78	5.38	0	167.40	--	ND<40	ND<50	--	ND<0.30	ND<0.30	ND<0.30	ND<0.60	
	7/21/2015	172.78	6.01	0	166.77	--	--	--	--	--	--	--	--	Sampled Q1 only
	1/20/2016	172.78	4.72	0	168.06	--	ND<40	ND<50	--	ND<0.30	ND<0.30	ND<0.30	ND<0.60	
MW-10A	7/10/2013	174.48	7.15	0	167.33	--	1,300	23,000	--	6,600	76	750	1,900	
	1/16/2014	174.48	9.41	0	165.07	ND<5,000	710	25,000	--	6,600	120	850	830	
	7/22/2014	174.48	10.61	0	163.87	--	800	27,000	--	6,300	120	900	1,000	
	1/27/2015	174.48	10.82	0	163.66	--	800	28,000	--	9,800	190	1,200	1,200	
	7/21/2015	174.48	7.32	0	167.16	--	530	22,000	--	15,000	190	1,000	960	
	1/20/2016	174.48	8.63	0	165.85	--	990	30,000	--	9,100	200	960	1,000	
MW-10B	7/10/2013	174.62	7.65	0	166.97	--	170	4,100	--	1,100	34	130	140	

Table 5
Historical Groundwater Monitoring Data and Analytical Results
76 Service Station No. 1156 (351645)
4276 MacArthur Boulevard
Oakland, California

WELL ID	DATE SAMPLED	TOC* (ft)	DTW (ft)	LNAPL THICKNESS (ft)	GWE* (ft)	OIL AND GREASE (µg/L)	TPH-DRO W/SGC (µg/L)	TPH-GRO (µg/L)	TPH-GRO (GC/MS) (µg/L)	B (µg/L)	T (µg/L)	E (µg/L)	X (µg/L)	COMMENTS
	1/16/2014	174.62	8.33	0	166.29	ND<5,000	360	5,500	--	1,200	69	190	160	
	7/22/2014	174.62	7.76	0	166.86	--	120	2,400	--	570	19	68	54	
	1/27/2015	174.62	7.18	0	167.44	--	250	7,500	--	2,000	80	290	290	
	7/21/2015	174.62	7.58	0	167.04	--	46	2,600	--	780	27	100	130	
	1/20/2016	174.62	6.43	0	168.19	--	300	7,800	--	1,600	60	240	270	
MW-10S	7/22/2014	175.57	10.02	0	165.55	--	--	--	--	--	--	--	--	Insufficient water to sample
	1/27/2015	175.57	7.82	0	167.75	ND<5,000	ND<40	110	--	3.1	ND<0.30	1.8	ND<0.60	
	7/21/2015	175.57	5.92	0	169.65	ND<5,000	ND<40	ND<50	--	1.6	ND<0.30	6.2	ND<0.60	
	1/20/2016	175.57	6.13	0	169.44	ND<5,000.0	ND<40	200	--	5.6	ND<0.30	15	ND<0.60	
MW-11A	7/10/2013	175.37	6.02	0	169.35	--	730	45,000	--	8,600	5,900	940	7,600	
	1/16/2014	175.37	6.08	0	169.29	ND<5,000	480	45,000	--	7,000	4,000	660	6,300	
	7/22/2014	175.37	6.22	0	169.15	--	1,600	49,000	--	6,600	3,300	1,100	7,100	
	1/27/2015	175.37	4.61	0	170.76	--	500	73,000	--	10,000	6,500	1,600	11,000	
	7/21/2015	175.37	5.39	0	169.98	--	700	56,000	--	11,000	6,900	1,800	12,000	
	1/20/2016	175.37	4.28	0	171.09	--	930	68,000	--	10,000	5,500	1,500	11,000	
MW-11B	7/10/2013	174.65	5.07	0	169.58	--	ND<40	3,800	--	1,300	52	41	300	
	1/16/2014	174.65	5.97	0	168.68	ND<5,000	120	19,000	--	5,700	240	330	470	
	7/22/2014	174.65	5.35	0	169.30	--	260	12,000	--	3,400	64	210	59	
	1/27/2015	174.65	5.78	0	168.87	--	170	17,000	--	4,200	190	310	330	
	7/21/2015	174.65	5.37	0	169.28	--	430	23,000	--	10,000	770	960	1,200	
	1/20/2016	174.65	7.71	0	166.94	--	780	35,000	--	9,400	1,600	880	2,300	
MW-11S	7/22/2014	176.09	6.05	0	170.04	ND<5,000	2,400	40,000	--	4,200	3,000	690	7,100	
	1/27/2015	176.09	4.69	0	171.40	ND<5,000	210	3,300	--	230	16	64	100	
	7/21/2015	176.09	6.13	0	169.96	ND<5,000	280	5,100	--	670	18	420	240	
	1/20/2016	176.09	3.23	0	172.86	--	ND<40	270	--	2.6	0.47	1.4	0.86	

NOTES:

- * TOC and GWE are in feet above mean sea level
- µg/L = Micrograms per liter
- = Not available/not sampled
- B = Benzene
- DTW = Depth to water below TOC
- E = Ethylbenzene
- ft = Feet
- GC/MS = Analyzed by gas chromatography/mass spectrometry method
- GWE = Groundwater elevation
- ID = Identification
- LNAPL = Light non-aqueous phase liquid
- ND<# = Analyte not detected at or above indicated practical quantitation limit
- Q1 = 1st quarter
- T = Toluene
- TOC = Top of casing
- TPH-DRO W/SGC = Total petroleum hydrocarbons-diesel range organics with silica gel cleanup
- TPH-GRO = Total petroleum hydrocarbons-gasoline range organics
- X = Total xylenes

Table 6
Historical Groundwater Analytical Results - Oxygenate Compounds
76 Service Station No. 1156 (351645)
4276 MacArthur Boulevard
Oakland, California

WELL ID	DATE	MTBE 8021B (µg/L)	MTBE 8260B (µg/L)	TBA (µg/L)	ETHANOL 8260B (µg/L)	ETHANOL 8015B (µg/L)	EDB (µg/L)	EDB 504 (µg/L)	EDC (µg/L)	DIPE (µg/L)	ETBE (µg/L)	TAME (µg/L)
MW-1	7/20/1999	ND	--	--	--	--	--	--	--	--	--	--
	9/28/1999	321	333	ND	--	--	--	--	--	ND	ND	ND
	1/7/2000	ND	--	--	--	--	--	--	--	--	--	--
	3/31/2000	ND	--	--	--	--	--	--	--	--	--	--
	7/14/2000	ND	--	--	--	--	--	--	--	--	--	--
	10/3/2000	ND	--	--	--	--	--	--	--	--	--	--
	1/3/2001	2,200	--	--	--	--	--	--	--	--	--	--
	4/4/2001	ND	481	ND	--	ND	ND	--	ND	ND	ND	ND
	7/17/2001	ND	230	ND	--	ND	ND	--	ND	ND	ND	ND
	10/3/2001	ND<2,500	--	--	--	--	--	--	--	--	--	--
	10/5/2001	--	--	--	--	--	--	--	--	--	--	--
	1/28/2002	3,000	440	--	--	--	--	--	--	--	--	--
	4/25/2002	810	670	--	--	--	--	--	--	--	--	--
	7/18/2002	ND<500	620	ND<100	--	ND<2,500,000	ND<10	--	ND<10	ND<10	ND<10	ND<10
	10/7/2002	1,300	760	ND<10,000	--	ND<50,000,000	ND<200	--	ND<200	ND<200	ND<200	ND<200
	1/6/2003	ND<1,000	790	ND<20,000	--	ND<100,000,000	ND<400	--	ND<400	ND<400	ND<400	ND<400
	4/7/2003	1,000	800	ND<10,000	--	ND<50,000,000	ND<200	--	ND<200	ND<200	ND<200	ND<200
	7/7/2003	600	530	ND<25,000	ND<120,000	--	ND<500	--	ND<500	ND<500	ND<500	ND<500
	10/9/2003	--	660	ND<2,0000	--	ND<100,000	ND<400	--	ND<400	ND<400	ND<400	ND<400
	1/14/2004	ND<1,300	ND<800	ND<40,000	--	ND<200,000	ND<800	--	ND<800	ND<800	ND<800	ND<800
	4/28/2004	1,400	560	800	--	ND<1,000	ND<50	--	ND<50	ND<1	ND<1	ND<1
	7/12/2004	490	440	1,100	--	ND<20,000	ND<10	--	ND<10	ND<20	ND<20	ND<20
	10/25/2004	ND<1,300	330	ND<2,000	--	ND<20,000	ND<200	--	ND<200	ND<400	ND<200	ND<200
	1/17/2005	ND<1,300	570	3,100	--	ND<20,000	ND<200	--	ND<200	ND<400	ND<200	ND<200
	4/6/2005	ND<1,300	580	1,500	--	ND<10,000	ND<100	--	ND<100	ND<100	ND<100	ND<100
	7/8/2005	ND<1,300	290	ND<1,300	--	ND<13,000	ND<130	--	3.8	ND<130	ND<130	ND<130
	10/7/2005	330	250	680	--	ND<250	ND<0.50	--	ND<0.50	ND<0.50	ND<0.50	ND<0.50
	1/27/2006	450	360	ND<500	--	ND<12,000	ND<25	--	ND<25	ND<25	ND<25	ND<25
	4/28/2006	460	280	ND<500	--	ND<12,000	ND<25	--	ND<25	ND<25	ND<25	ND<25
	7/28/2006	330	220	ND<10	--	ND<250	ND<0.50	--	ND<0.50	ND<0.50	ND<0.50	ND<0.50
	10/27/2006	280	250	ND<2,500	--	ND<62,000	ND<120	--	ND<120	ND<120	ND<120	ND<120
	1/10/2007	350	260	ND<1,000	--	ND<25,000	ND<50	--	ND<50	ND<50	ND<50	ND<50

Table 6
Historical Groundwater Analytical Results - Oxygenate Compounds
76 Service Station No. 1156 (351645)
4276 MacArthur Boulevard
Oakland, California

WELL ID	DATE	MTBE 8021B (µg/L)	MTBE 8260B (µg/L)	TBA (µg/L)	ETHANOL 8260B (µg/L)	ETHANOL 8015B (µg/L)	EDB (µg/L)	EDB 504 (µg/L)	EDC (µg/L)	DIPE (µg/L)	ETBE (µg/L)	TAME (µg/L)
	4/13/2007	270	220	730	--	ND<250	ND<0.50	--	0.68	ND<0.50	ND<0.50	ND<0.50
	7/19/2007	1,000	200	ND<1,000	--	ND<25,000	ND<50	--	ND<50	ND<50	ND<50	ND<50
	10/8/2007	--	--	--	--	--	--	--	--	--	--	--
	1/9/2008	840	170	ND<250	--	ND<6,200	ND<12	--	ND<12	ND<12	ND<12	ND<12
	4/4/2008	--	160	770	--	ND<5,000	ND<10	--	ND<10	ND<10	ND<10	ND<10
	7/3/2008	--	110	ND<250	--	ND<6,200	ND<12	--	ND<12	ND<12	ND<12	ND<12
	10/3/2008	--	180	ND<200	--	ND<5,000	ND<10	--	ND<10	ND<10	ND<10	ND<10
	1/22/2009	--	160	ND<500	--	ND<12,000	ND<25	--	ND<25	ND<25	ND<25	ND<25
	4/13/2009	--	150	280	--	ND<1,200	ND<2.5	--	ND<2.5	ND<2.5	ND<2.5	ND<2.5
	7/23/2009	--	140	ND<2,000	--	ND<50,000	ND<100	--	ND<100	ND<100	ND<100	ND<100
	2/1/2010	--	ND<50	--	--	--	--	--	--	--	--	--
	8/2/2010	--	ND<10	--	--	--	ND<10	ND<10	ND<10	--	--	--
	8/24/2010	--	--	--	--	--	--	--	--	--	--	--
MW-1B	11/1/2010	--	30	ND<10	--	ND<250	ND<0.50	--	ND<0.50	ND<0.50	ND<0.50	ND<0.50
	1/31/2011	--	46	28	--	ND<250	ND<0.50	--	0.76	ND<0.50	ND<0.50	ND<0.50
	4/26/2011	--	44	33	--	ND<250	ND<0.50	--	0.82	ND<0.50	ND<0.50	ND<0.50
	7/25/2011	--	47	28	--	ND<250	ND<0.50	--	0.75	ND<0.50	ND<0.50	ND<0.50
	10/7/2011	--	41	30	--	ND<250	ND<0.50	--	ND<0.50	ND<0.50	ND<0.50	ND<0.50
	1/23/2012	--	32	23	--	ND<250	ND<0.50	--	ND<0.50	ND<0.50	ND<0.50	ND<0.50
	4/6/2012	--	55	18	--	ND<250	ND<0.50	--	ND<0.50	ND<0.50	ND<0.50	ND<0.50
	7/24/2012	--	46	27	--	ND<250	ND<0.50	--	ND<0.50	ND<0.50	ND<0.50	ND<0.50
	2/8/2013	--	28	ND<10	ND<250	--	ND<0.50	--	ND<0.50	ND<0.50	ND<0.50	ND<0.50
	7/10/2013	--	12	ND<10	ND<250	--	ND<0.50	--	ND<0.50	ND<0.50	ND<0.50	ND<0.50
	1/16/2014	--	42	ND<10	ND<250	--	ND<0.50	--	1.3	ND<0.50	ND<0.50	ND<0.50
	7/22/2014	--	--	--	--	--	--	--	--	--	--	--
	1/27/2015	--	0.96	ND<10	ND<250	--	ND<0.50	--	ND<0.50	ND<0.50	ND<0.50	ND<0.50
	7/22/2014	--	--	--	--	--	--	--	--	--	--	--
	1/20/2016	--	14	ND<10	ND<250	--	ND<0.50	--	ND<0.50	ND<0.50	ND<0.50	ND<0.50
MW-2	7/20/1999	4,500	11,000	--	--	--	--	--	--	--	--	--
	9/28/1999	5,280	6,150	ND	--	--	--	--	--	ND	ND	ND

Table 6
Historical Groundwater Analytical Results - Oxygenate Compounds
76 Service Station No. 1156 (351645)
4276 MacArthur Boulevard
Oakland, California

WELL ID	DATE	MTBE 8021B (µg/L)	MTBE 8260B (µg/L)	TBA (µg/L)	ETHANOL 8260B (µg/L)	ETHANOL 8015B (µg/L)	EDB (µg/L)	EDB 504 (µg/L)	EDC (µg/L)	DIPE (µg/L)	ETBE (µg/L)	TAME (µg/L)
	1/7/2000	33,100	--	--	--	--	--	--	--	--	--	--
	3/31/2000	17,000	--	--	--	--	--	--	--	--	--	--
	7/14/2000	66,500	--	--	--	--	--	--	--	--	--	--
	10/3/2000	57,500	--	--	--	--	--	--	--	--	--	--
	1/3/2001	49,000	--	--	--	--	--	--	--	--	--	--
	4/4/2001	38,700	37,800	ND	--	ND	ND	--	ND	ND	ND	ND
	7/17/2001	65,000	56,000	ND	--	ND	ND	--	ND	ND	ND	ND
	10/3/2001	14,000	18,000	--	--	--	--	--	--	--	--	--
	1/28/2002	11,000	10,000	--	--	--	--	--	--	--	--	--
	4/25/2002	8,400	8,100	--	--	--	--	--	--	--	--	--
	7/18/2002	4,300	8,800	ND<1,000	--	ND<25,000,000	ND<100	--	ND<100	ND<100	ND<100	ND<100
	10/7/2002	7,100	5,900	ND<20,000	--	ND<100,000,000	ND<400	--	ND<400	ND<400	ND<400	ND<400
	1/6/2003	31,000	35,000	ND<50,000	--	ND<250,000,000	ND<1,000	--	ND<1,000	ND<1,000	ND<1,000	ND<1,000
	4/7/2003	2,000	1,500	ND<2,000	--	ND<10,000,000	ND<40	--	ND<40	ND<40	ND<40	ND<40
	7/7/2003	5,500	8,300	ND<5,000	--	ND<25,000,000	ND<100	--	ND<100	ND<100	ND<100	ND<100
	10/9/2003	--	8,500	ND<10,000	--	ND<50,000	ND<200	--	ND<200	ND<200	ND<200	ND<200
	1/14/2004	2,600	3,200	ND<2,500	--	ND<13,000	ND<50	--	ND<50	ND<50	ND<50	ND<50
	4/28/2004	35,000	22,000	13,000	--	ND<1,000	ND<0.5	--	ND<0.5	ND<1	ND<1	11
	7/12/2004	3,000	3,000	110	--	ND<4,000	ND<3	--	ND<3	ND<5	ND<5	ND<5
	10/25/2004	1,800	1,600	1,100	--	ND<1,300	ND<13	--	ND<13	ND<25	ND<13	ND<13
	1/17/2005	1,600	1,500	1,200	--	ND<1,300	ND<13	--	ND<13	ND<25	ND<13	ND<13
	4/6/2005	2,500	3,200	2,800	--	ND<2,500	ND<25	--	ND<25	ND<25	ND<25	ND<25
	7/8/2005	2,900	3,100	4,300	--	ND<2,500	ND<25	--	ND<25	ND<25	ND<25	ND<25
	10/7/2005	5,900	5,200	8,700	--	ND<250	ND<0.50	--	1.4	ND<0.50	ND<0.50	ND<0.50
	1/27/2006	2,600	2,800	5,200	--	ND<12,000	ND<25	--	ND<25	ND<25	ND<25	ND<25
	4/28/2006	3,700	3,600	6,700	--	ND<250	ND<0.50	--	1.4	ND<0.50	ND<0.50	1.6
	7/28/2006	3,000	2,900	5,100	--	ND<6,200	ND<12	--	ND<12	ND<12	ND<12	ND<12
	10/27/2006	1,600	1,300	6,600	--	ND<1,200	ND<2.5	--	ND<2.5	ND<2.5	ND<2.5	ND<2.5
	1/10/2007	2,300	2,000	6,000	--	ND<1,200	ND<2.5	--	ND<2.5	ND<2.5	ND<2.5	ND<2.5
	4/13/2007	3,600	3,200	7,400	--	ND<6,200	ND<12	--	ND<12	ND<12	ND<12	ND<12
	7/19/2007	2,000	2,000	6,200	--	ND<2,500	ND<5.0	--	ND<5.0	ND<5.0	ND<5.0	ND<5.0
	10/8/2007	5,000	4,000	20,000	--	ND<250	ND<0.50	--	ND<0.50	ND<0.50	ND<0.50	ND<0.50

Table 6
Historical Groundwater Analytical Results - Oxygenate Compounds
76 Service Station No. 1156 (351645)
4276 MacArthur Boulevard
Oakland, California

WELL ID	DATE	MTBE 8021B (µg/L)	MTBE 8260B (µg/L)	TBA (µg/L)	ETHANOL 8260B (µg/L)	ETHANOL 8015B (µg/L)	EDB (µg/L)	EDB 504 (µg/L)	EDC (µg/L)	DIPE (µg/L)	ETBE (µg/L)	TAME (µg/L)
	1/9/2008	2,100	2,200	9,900	--	ND<250	ND<0.50	--	ND<0.50	ND<0.50	ND<0.50	ND<0.50
	4/4/2008	--	2,100	5,800	--	ND<1,200	ND<2.5	--	ND<2.5	ND<2.5	ND<2.5	ND<2.5
	7/3/2008	--	1,400	8,300	--	ND<250	ND<0.50	--	ND<0.50	ND<0.50	ND<0.50	ND<0.50
	10/3/2008	--	750	5,900	--	ND<1,200	ND<2.5	--	ND<2.5	ND<2.5	ND<2.5	ND<2.5
	1/22/2009	--	850	7,400	--	ND<250	ND<0.50	--	ND<0.50	ND<0.50	ND<0.50	ND<0.50
	4/13/2009	--	990	5,500	--	ND<2,500	ND<5.0	--	ND<5.0	ND<5.0	ND<5.0	ND<5.0
	7/23/2009	--	390	5,000	--	ND<2,500	ND<5.0	--	ND<5.0	ND<5.0	ND<5.0	ND<5.0
	2/1/2010	--	290	--	--	--	--	--	--	--	--	--
	8/2/2010	--	140	--	--	--	ND<1.0	ND<1.0	ND<1.0	--	--	--
	8/24/2010	--	--	--	--	--	--	--	--	--	--	--
MW-2B	11/1/2010	--	250	2,000	--	ND<250	ND<0.50	--	ND<0.50	ND<0.50	ND<0.50	ND<0.50
	1/31/2011	--	310	1,300	--	ND<250	ND<0.50	--	ND<0.50	ND<0.50	ND<0.50	ND<0.50
	4/26/2011	--	240	770	--	ND<250	ND<0.50	--	ND<0.50	ND<0.50	ND<0.50	ND<0.50
	7/25/2011	--	170	1,100	--	ND<250	ND<0.50	--	ND<0.50	ND<0.50	ND<0.50	ND<0.50
	10/7/2011	--	100	840	--	ND<250	ND<0.50	--	ND<0.50	ND<0.50	ND<0.50	ND<0.50
	1/23/2012	--	95	370	--	ND<250	ND<0.50	--	ND<0.50	ND<0.50	ND<0.50	ND<0.50
	4/6/2012	--	140	310	--	ND<250	ND<0.50	--	ND<0.50	ND<0.50	ND<0.50	ND<0.50
	7/24/2012	--	53	270	--	ND<250	ND<0.50	--	ND<0.50	ND<0.50	ND<0.50	ND<0.50
	2/8/2013	--	1.2	ND<10	ND<250	--	ND<0.50	--	ND<0.50	ND<0.50	ND<0.50	ND<0.50
	7/10/2013	--	0.86	ND<10	ND<250	--	ND<0.50	--	ND<0.50	ND<0.50	ND<0.50	ND<0.50
	1/16/2014	--	9.6	ND<10	ND<250	--	ND<0.50	--	ND<0.50	ND<0.50	ND<0.50	ND<0.50
	7/22/2014	--	--	--	--	--	--	--	--	--	--	--
	1/27/2015	--	3.9	ND<10	ND<250	--	ND<0.50	--	ND<0.50	ND<0.50	ND<0.50	ND<0.50
	7/22/2014	--	--	--	--	--	--	--	--	--	--	--
	1/20/2016	--	3.8	ND<10	ND<250	--	ND<0.50	--	ND<0.50	ND<0.50	ND<0.50	ND<0.50
MW-3	7/20/1999	330	--	--	--	--	--	--	--	--	--	--
	9/28/1999	443	288	ND	--	--	--	--	--	ND	ND	8.80
	1/7/2000	1,940	--	--	--	--	--	--	--	--	--	--
	3/31/2000	2,800	--	--	--	--	--	--	--	--	--	--
	7/14/2000	548	--	--	--	--	--	--	--	--	--	--

Table 6
Historical Groundwater Analytical Results - Oxygenate Compounds
76 Service Station No. 1156 (351645)
4276 MacArthur Boulevard
Oakland, California

WELL ID	DATE	MTBE 8021B (µg/L)	MTBE 8260B (µg/L)	TBA (µg/L)	ETHANOL 8260B (µg/L)	ETHANOL 8015B (µg/L)	EDB (µg/L)	EDB 504 (µg/L)	EDC (µg/L)	DIPE (µg/L)	ETBE (µg/L)	TAME (µg/L)
	10/3/2000	965	--	--	--	--	--	--	--	--	--	--
	1/3/2001	3,300	--	--	--	--	--	--	--	--	--	--
	4/4/2001	1,050	450	ND	--	ND	ND	--	ND	ND	ND	ND
	7/17/2001	ND	350	ND	--	ND	ND	--	ND	ND	ND	ND
	10/3/2001	ND<1000	--	--	--	--	--	--	--	--	--	--
	1/28/2002	3,200	210	--	--	--	--	--	--	--	--	--
	4/25/2002	500	260	--	--	--	--	--	--	--	--	--
	7/18/2002	ND<250	270	ND<50	--	ND<1,200,000	ND<5.0	--	ND<5.0	ND<5.0	ND<5.0	ND<5.0
	10/7/2002	ND<120	ND<200	ND<10,000	--	ND<50,000,000	ND<200	--	ND<200	ND<200	ND<200	ND<200
	1/6/2003	440	110	ND<4,000	--	23,000,000	ND<80	--	ND<80	ND<80	ND<80	ND<80
	4/7/2003	440	100	ND<4,000	--	ND<20,000,000	ND<80	--	ND<80	ND<80	ND<80	ND<80
	7/7/2003	280	100	ND<2,000	--	ND<10,000,000	ND<40	--	ND<40	ND<40	ND<40	ND<40
	10/9/2003	--	190	ND<1,000	--	ND<5,000	ND<20	--	ND<20	ND<20	ND<20	ND<20
	1/14/2004	190	230	ND<1,000	--	ND<5,000	ND<20	--	ND<20	ND<20	ND<20	ND<20
	4/28/2004	740	240	ND<12	--	ND<1,000	ND<3	--	ND<3	ND<1	ND<1	ND<1
	7/12/2004	180	100	350	--	ND<20,000	ND<10	--	ND<10	ND<20	ND<20	ND<20
	10/25/2004	94	260	39	--	ND<250	ND<2.5	--	ND<2.5	ND<5.0	ND<2.5	ND<2.5
	1/17/2005	55	200	120	--	ND<250	ND<2.5	--	ND<2.5	ND<5.0	ND<2.5	ND<2.5
	4/6/2005	ND<250	200	150	--	ND<1,000	ND<10	--	ND<10	ND<10	ND<10	ND<10
	7/8/2005	ND<250	150	64	--	ND<250	ND<2.5	--	ND<2.5	ND<2.5	ND<2.5	ND<2.5
	10/7/2005	260	180	ND<200	--	ND<5,000	ND<10	--	ND<10	ND<10	ND<10	ND<10
	1/27/2006	280	250	ND<10	--	ND<250	ND<0.50	--	1.5	ND<0.50	ND<0.50	ND<0.50
	4/28/2006	230	180	190	--	ND<250	ND<0.50	--	0.63	ND<0.50	ND<0.50	ND<0.50
	7/28/2006	250	150	ND<10	--	ND<250	ND<0.50	--	ND<0.50	ND<0.50	ND<0.50	ND<0.50
	10/27/2006	250	140	ND<10	--	ND<250	ND<0.50	--	1.3	ND<0.50	ND<0.50	ND<0.50
	1/10/2007	230	150	66	--	ND<250	ND<0.50	--	1.4	ND<0.50	ND<0.50	ND<0.50
	4/13/2007	230	160	ND<10	--	ND<250	ND<0.50	--	1.2	ND<0.50	ND<0.50	ND<0.50
	7/19/2007	190	180	ND<10	--	ND<250	ND<0.50	--	ND<0.50	ND<0.50	ND<0.50	ND<0.50
	10/8/2007	180	120	ND<20	--	ND<500	ND<1.0	--	1.1	ND<1.0	ND<1.0	ND<1.0
	1/9/2008	290	120	ND<20	--	ND<500	ND<1.0	--	ND<1.0	ND<1.0	ND<1.0	ND<1.0
	4/4/2008	--	120	ND<50	--	ND<1,200	ND<2.5	--	ND<2.5	ND<2.5	ND<2.5	ND<2.5
	7/3/2008	--	190	ND<10	--	ND<250	ND<0.50	--	ND<0.50	ND<0.50	ND<0.50	ND<0.50

Table 6
Historical Groundwater Analytical Results - Oxygenate Compounds
76 Service Station No. 1156 (351645)
4276 MacArthur Boulevard
Oakland, California

WELL ID	DATE	MTBE 8021B (µg/L)	MTBE 8260B (µg/L)	TBA (µg/L)	ETHANOL 8260B (µg/L)	ETHANOL 8015B (µg/L)	EDB (µg/L)	EDB 504 (µg/L)	EDC (µg/L)	DIPE (µg/L)	ETBE (µg/L)	TAME (µg/L)
	10/3/2008	--	71	ND<100	--	ND<2,500	ND<5.0	--	ND<5.0	ND<5.0	ND<5.0	ND<5.0
	1/22/2009	--	130	ND<20	--	ND<500	ND<1.0	--	ND<1.0	ND<1.0	ND<1.0	ND<1.0
	4/13/2009	--	120	ND<10	--	ND<250	ND<0.50	--	1.0	ND<0.50	ND<0.50	ND<0.50
	7/23/2009	--	120	ND<100	--	ND<2,500	ND<5.0	--	ND<5.0	ND<5.0	ND<5.0	ND<5.0
	2/1/2010	--	97	--	--	--	--	--	--	--	--	--
	8/2/2010	--	89	--	--	--	ND<0.50	--	ND<0.50	--	--	--
	8/24/2010	--	--	--	--	--	--	--	--	--	--	--
MW-3B	11/1/2010	--	46	ND<10	--	ND<250	ND<0.50	--	ND<0.50	ND<0.50	ND<0.50	ND<0.50
	1/31/2011	--	73	ND<10	--	ND<250	ND<0.50	--	ND<0.50	ND<0.50	ND<0.50	ND<0.50
	4/26/2011	--	52	ND<10	--	ND<250	ND<0.50	--	ND<0.50	ND<0.50	ND<0.50	ND<0.50
	7/25/2011	--	62	47	--	ND<250	ND<0.50	--	ND<0.50	ND<0.50	ND<0.50	ND<0.50
	10/7/2011	--	61	64	--	ND<250	ND<0.50	--	ND<0.50	ND<0.50	ND<0.50	ND<0.50
	1/23/2012	--	56	ND<10	--	ND<250	ND<0.50	--	ND<0.50	ND<0.50	ND<0.50	ND<0.50
	4/6/2012	--	68	ND<10	--	ND<250	ND<0.50	--	ND<0.50	ND<0.50	ND<0.50	ND<0.50
	7/24/2012	--	54	ND<10	--	ND<250	ND<0.50	--	ND<0.50	ND<0.50	ND<0.50	ND<0.50
	2/8/2013	--	20	ND<10	ND<250	--	ND<0.50	--	ND<0.50	ND<0.50	ND<0.50	ND<0.50
	7/10/2013	--	14	ND<100	ND<2,500	--	ND<5.0	--	ND<5.0	ND<5.0	ND<5.0	ND<5.0
	1/16/2014	--	13	ND<10	ND<250	--	ND<5.0	--	1.2	ND<0.50	ND<0.50	ND<0.50
	7/22/2014	--	8.8	ND<20	ND<500	--	ND<1.0	--	ND<1.0	ND<1.0	ND<1.0	ND<1.0
	1/27/2015	--	14	ND<10	ND<250	--	ND<0.50	--	ND<0.50	ND<0.50	ND<0.50	15
	7/21/2015	--	23	ND<100	ND<2,500	--	ND<5.0	--	ND<5.0	ND<5.0	ND<5.0	ND<5.0
	1/20/2016	--	8.9	ND<10	ND<250	--	ND<0.50	--	ND<0.50	ND<0.50	ND<0.50	ND<0.50
MW-4	7/20/1999	100	--	--	--	--	--	--	--	--	--	--
	9/28/1999	416	459	ND	--	--	--	--	--	ND	ND	ND
	1/7/2000	764	--	--	--	--	--	--	--	--	--	--
	3/31/2000	1,000	--	--	--	--	--	--	--	--	--	--
	7/14/2000	1,530	--	--	--	--	--	--	--	--	--	--
	10/3/2000	1,040	--	--	--	--	--	--	--	--	--	--
	1/3/2001	850	--	--	--	--	--	--	--	--	--	--
	4/4/2001	1,140	819	ND	--	ND	ND	--	ND	ND	ND	ND

Table 6
Historical Groundwater Analytical Results - Oxygenate Compounds
76 Service Station No. 1156 (351645)
4276 MacArthur Boulevard
Oakland, California

WELL ID	DATE	MTBE 8021B (µg/L)	MTBE 8260B (µg/L)	TBA (µg/L)	ETHANOL 8260B (µg/L)	ETHANOL 8015B (µg/L)	EDB (µg/L)	EDB 504 (µg/L)	EDC (µg/L)	DIPE (µg/L)	ETBE (µg/L)	TAME (µg/L)
	7/17/2001	1,200	900	ND	--	ND	ND	--	ND	ND	ND	ND
	10/3/2001	580	820	--	--	--	--	--	--	--	--	--
	1/28/2002	1,100	500	--	--	--	--	--	--	--	--	--
	4/25/2002	680	600	--	--	--	--	--	--	--	--	--
	7/18/2002	530	760	ND<100	--	ND<2,500,000	ND<10	--	49	ND<10	ND<10	ND<10
	10/7/2002	650	540	ND<10,000	--	ND<50,000,000	ND<200	--	ND<200	ND<200	ND<200	ND<200
	1/6/2003	370	520	ND<1,000	--	ND<5,000,000	ND<20	--	ND<20	ND<20	ND<20	ND<20
	4/7/2003	550	420	ND<1,000	--	ND<5,000,000	ND<20	--	ND<20	ND<20	ND<20	ND<20
	7/7/2003	480	450	ND<1,000	--	ND<5,000,000	ND<20	--	ND<20	ND<20	ND<20	ND<20
	10/9/2003	--	270	ND<200	--	ND<1,000	ND<4.0	--	ND<4.0	ND<4.0	ND<4.0	ND<4.0
	1/14/2004	150	180	ND<200	--	ND<1,000	ND<4.0	--	6.5	ND<4.0	ND<4.0	ND<4.0
	4/28/2004	490	310	150	--	ND<1,000	ND<0.5	--	ND<0.5	ND<1	ND<1	ND<1
	7/12/2004	710	470	210	--	ND<4,000	ND<3	--	14	ND<5	ND<5	ND<5
	10/25/2004	200	170	38	--	ND<100	ND<1.0	--	2.0	ND<2.0	ND<1.0	ND<1.0
	1/17/2005	240	200	110	--	ND<100	ND<1.0	--	3.6	ND<2.0	ND<1.0	ND<1.0
	4/6/2005	ND<25	26	ND<25	--	73,000	ND<2.5	--	ND<2.5	ND<2.5	ND<2.5	ND<2.5
	7/8/2005	ND<25	64	29	--	ND<50	ND<0.50	--	1.2	ND<0.50	ND<0.50	ND<0.50
	10/7/2005	370	310	210	--	ND<250	ND<0.50	--	26	ND<0.50	ND<0.50	ND<0.50
	1/27/2006	320	240	280	--	ND<2,500	ND<5.0	--	ND<5.0	ND<5.0	ND<5.0	ND<5.0
	4/28/2006	140	140	130	--	ND<250	ND<0.50	--	0.97	ND<0.50	ND<0.50	ND<0.50
	7/28/2006	170	150	64	--	ND<250	ND<0.50	--	5.8	ND<0.50	ND<0.50	ND<0.50
	10/27/2006	130	130	54	--	ND<250	ND<0.50	--	1.5	ND<0.50	ND<0.50	ND<0.50
	1/10/2007	160	150	33	--	310	ND<0.50	--	1.9	ND<0.50	ND<0.50	ND<0.50
	4/13/2007	210	160	82	--	ND<250	ND<0.50	--	0.77	ND<0.50	ND<0.50	ND<0.50
	7/19/2007	120	130	13	--	ND<250	ND<0.50	--	ND<0.50	ND<0.50	ND<0.50	ND<0.50
	10/8/2007	160	150	ND<20	--	ND<500	ND<1.0	--	ND<1.0	ND<1.0	ND<1.0	ND<1.0
	1/9/2008	210	220	ND<20	--	ND<500	ND<1.0	--	ND<1.0	ND<1.0	ND<1.0	ND<1.0
	4/4/2008	--	110	27	--	ND<250	ND<0.50	--	1.0	ND<0.50	ND<0.50	ND<0.50
	7/3/2008	--	100	27	--	ND<250	ND<0.50	--	1.4	ND<0.50	ND<0.50	ND<0.50
	10/3/2008	--	100	ND<10	--	ND<250	ND<0.50	--	ND<0.50	ND<0.50	ND<0.50	ND<0.50
	1/22/2009	--	96	ND<10	--	ND<250	ND<0.50	--	ND<0.50	ND<0.50	ND<0.50	ND<0.50
	4/13/2009	--	88	39	--	ND<250	ND<0.50	--	1.4	ND<0.50	ND<0.50	ND<0.50

Table 6
Historical Groundwater Analytical Results - Oxygenate Compounds
76 Service Station No. 1156 (351645)
4276 MacArthur Boulevard
Oakland, California

WELL ID	DATE	MTBE 8021B (µg/L)	MTBE 8260B (µg/L)	TBA (µg/L)	ETHANOL 8260B (µg/L)	ETHANOL 8015B (µg/L)	EDB (µg/L)	EDB 504 (µg/L)	EDC (µg/L)	DIPE (µg/L)	ETBE (µg/L)	TAME (µg/L)
	7/23/2009	--	92	42	--	ND<250	ND<0.50	--	1.5	ND<0.50	ND<0.50	ND<0.50
	2/1/2010	--	51	--	--	--	--	--	--	--	--	--
	8/2/2010	--	48	--	--	--	ND<0.50	ND<1.0	1.4	--	--	--
	8/24/2010	--	--	--	--	--	--	--	--	--	--	--
MW-4B	11/1/2010	--	20	ND<10	--	ND<250	ND<0.50	--	ND<0.50	ND<0.50	ND<0.50	ND<0.50
	1/31/2011	--	30	ND<10	--	ND<250	ND<0.50	--	ND<0.50	ND<0.50	ND<0.50	ND<0.50
	4/26/2011	--	26	25	--	ND<250	ND<0.50	--	ND<0.50	ND<0.50	ND<0.50	ND<0.50
	7/25/2011	--	28	ND<10	--	ND<250	ND<0.50	--	ND<0.50	ND<0.50	ND<0.50	ND<0.50
	10/7/2011	--	25	25	--	ND<250	ND<0.50	--	ND<0.50	ND<0.50	ND<0.50	ND<0.50
	1/23/2012	--	17	ND<10	--	ND<250	ND<0.50	--	ND<0.50	ND<0.50	ND<0.50	ND<0.50
	4/6/2012	--	21	ND<10	--	ND<250	ND<0.50	--	ND<0.50	ND<0.50	ND<0.50	ND<0.50
	7/24/2012	--	24	ND<10	--	ND<250	ND<0.50	--	ND<0.50	ND<0.50	ND<0.50	ND<0.50
	2/8/2013	--	2.8	ND<10	ND<250	--	ND<0.50	--	ND<0.50	ND<0.50	ND<0.50	ND<0.50
	7/10/2013	--	0.64	ND<10	ND<250	--	ND<0.50	--	ND<0.50	ND<0.50	ND<0.50	ND<0.50
	1/16/2014	--	2.3	ND<10	ND<250	--	ND<0.50	--	ND<0.50	ND<0.50	ND<0.50	ND<0.50
	7/22/2014	--	--	--	--	--	--	--	--	--	--	--
	1/27/2015	--	2.1	ND<10	ND<250	--	ND<0.50	--	ND<0.50	ND<0.50	ND<0.50	ND<0.50
	7/21/2015	--	--	--	--	--	--	--	--	--	--	--
	1/20/2016	--	1.7	ND<10	ND<250	--	ND<0.50	--	ND<0.50	ND<0.50	ND<0.50	ND<0.50
MW-5	10/3/2001	1,800	2,100	--	--	--	--	--	--	--	--	--
	1/28/2002	650	550	--	--	--	--	--	--	--	--	--
	4/25/2002	2,200	2,400	--	--	--	--	--	--	--	--	--
	7/18/2002	530	690	ND<20	--	ND<500,000	ND<2.0	--	ND<2.0	ND<2.0	ND<2.0	ND<2.0
	10/7/2002	300	330	ND<100	--	ND<500,000	ND<2.0	--	ND<2.0	ND<2.0	ND<2.0	ND<2.0
	1/6/2003	410	350	ND<100	--	ND<500,000	ND<2.0	--	ND<2.0	ND<2.0	ND<2.0	ND<2.0
	4/7/2003	450	420	ND<500	--	ND<2,500,000	ND<10	--	ND<10	ND<10	ND<10	ND<10
	7/7/2003	220	200	ND<200	--	ND<1,000,000	ND<4.0	--	ND<4.0	ND<4.0	ND<4.0	ND<4.0
	10/9/2003	--	290	ND<200	--	ND<1,000	ND<4.0	--	ND<4.0	ND<4.0	ND<4.0	ND<4.0
	1/14/2004	670	760	ND<2,000	--	ND<10,000	ND<40	--	ND<40	ND<40	ND<40	ND<40
	4/28/2004	1,200	790	ND<12	--	ND<1,000	ND<0.5	--	1.8	ND<1	ND<1	ND<1

Table 6
Historical Groundwater Analytical Results - Oxygenate Compounds
76 Service Station No. 1156 (351645)
4276 MacArthur Boulevard
Oakland, California

WELL ID	DATE	MTBE 8021B (µg/L)	MTBE 8260B (µg/L)	TBA (µg/L)	ETHANOL 8260B (µg/L)	ETHANOL 8015B (µg/L)	EDB (µg/L)	EDB 504 (µg/L)	EDC (µg/L)	DIPE (µg/L)	ETBE (µg/L)	TAME (µg/L)
	7/12/2004	2.8	ND<0.5	ND<12	--	ND<800	ND<0.5	--	0.76	ND<1	ND<1	ND<1
	10/25/2004	780	1,100	ND<500	--	ND<5,000	ND<50	--	ND<50	ND<100	ND<50	ND<50
	1/17/2005	530	550	100	--	ND<250	ND<2.5	--	ND<2.5	ND<5.0	ND<2.5	ND<2.5
	4/6/2005	600	760	7.6	--	ND<50	ND<0.50	--	1.4	ND<0.50	ND<0.50	ND<0.50
	7/8/2005	570	630	180	--	ND<500	ND<5.0	--	ND<5.0	ND<5.0	ND<5.0	ND<5.0
	10/7/2005	530	490	ND<10	--	ND<250	ND<0.50	--	1.0	ND<0.50	ND<0.50	ND<0.50
	1/27/2006	580	610	1,000	--	ND<2,500	ND<5.0	--	ND<5.0	ND<5.0	ND<5.0	ND<5.0
	4/28/2006	590	520	130	--	ND<250	ND<0.50	--	0.95	ND<0.50	ND<0.50	ND<0.50
	7/28/2006	440	420	ND<100	--	ND<2,500	ND<5.0	--	ND<5.0	ND<5.0	ND<5.0	ND<5.0
	10/27/2006	460	390	43	--	ND<250	ND<0.50	--	1.5	ND<0.50	ND<0.50	ND<0.50
	1/10/2007	430	420	28	--	ND<250	ND<0.50	--	1.7	ND<0.50	ND<0.50	ND<0.50
	4/13/2007	160	120	ND<10	--	ND<250	ND<0.50	--	0.84	ND<0.50	ND<0.50	ND<0.50
	7/19/2007	19	23	ND<10	--	ND<250	ND<0.50	--	ND<5.0	ND<0.50	ND<0.50	ND<0.50
	10/8/2007	310	280	ND<10	--	ND<250	ND<0.50	--	1.3	ND<0.50	ND<0.50	ND<0.50
	1/9/2008	170	170	ND<10	--	ND<250	ND<0.50	--	1.2	ND<0.50	ND<0.50	ND<0.50
	4/4/2008	--	260	ND<10	--	ND<250	ND<0.50	--	1.4	ND<0.50	ND<0.50	ND<0.50
	7/3/2008	--	360	ND<10	--	ND<250	ND<0.50	--	1.5	ND<0.50	ND<0.50	ND<0.50
	10/3/2008	--	240	ND<10	--	ND<250	ND<0.50	--	ND<0.50	ND<0.50	ND<0.50	ND<0.50
	1/22/2009	--	170	ND<10	--	ND<250	ND<0.50	--	ND<0.50	ND<0.50	ND<0.50	ND<0.50
	4/13/2009	--	190	ND<10	--	ND<250	ND<0.50	--	1.2	ND<0.50	ND<0.50	ND<0.50
	7/23/2009	--	210	ND<10	--	ND<250	ND<0.50	--	1.8	ND<0.50	ND<0.50	ND<0.50
	2/1/2010	--	120	--	--	--	--	--	--	--	--	--
	8/2/2010	--	42	--	--	--	ND<0.50	--	ND<0.50	--	--	--
	11/1/2010	--	--	--	--	--	--	--	--	--	--	--
	1/31/2011	--	130	ND<10	--	ND<250	ND<0.50	--	1.6	ND<0.50	ND<0.50	ND<0.50
	4/26/2011	--	--	--	--	--	--	--	--	--	--	--
	7/25/2011	--	130	ND<10	--	ND<250	ND<0.50	--	1.6	ND<0.50	ND<0.50	ND<0.50
	10/7/2011	--	--	--	--	--	--	--	--	--	--	--
	1/23/2012	--	52	22	--	ND<250	ND<0.50	--	0.92	ND<0.50	ND<0.50	ND<0.50
	4/6/2012	--	--	--	--	--	--	--	--	--	--	--
	7/24/2012	--	81	20	--	ND<250	ND<0.50	--	1.4	ND<0.50	ND<0.50	ND<0.50
	2/8/2013	--	21	ND<10	ND<250	--	ND<0.50	--	ND<0.50	ND<0.50	ND<0.50	ND<0.50

Table 6
Historical Groundwater Analytical Results - Oxygenate Compounds
76 Service Station No. 1156 (351645)
4276 MacArthur Boulevard
Oakland, California

WELL ID	DATE	MTBE	MTBE	TBA	ETHANOL	ETHANOL	EDB	EDB 504	EDC	DIPE	ETBE	TAME
		8021B (µg/L)	8260B (µg/L)		8260B (µg/L)	8015B (µg/L)						
	7/10/2013	--	4.7	ND<10	ND<250	--	ND<0.50	--	ND<0.50	ND<0.50	ND<0.50	ND<0.50
	1/16/2014	--	39	ND<10	ND<250	--	ND<0.50	--	0.67	ND<0.50	ND<0.50	ND<0.50
	7/22/2014	--	--	--	--	--	--	--	--	--	--	--
	1/27/2015	--	2.9	ND<10	ND<250	--	ND<0.50	--	ND<0.50	ND<0.50	ND<0.50	ND<0.50
	7/21/2015	--	--	--	--	--	--	--	--	--	--	--
	1/20/2016	--	2.2	ND<10	ND<250	--	ND<0.50	--	ND<0.50	ND<0.50	ND<0.50	ND<0.50
MW-6	10/3/2001	200	270	--	--	--	--	--	--	--	--	--
	1/28/2002	ND<2.5	--	--	--	--	--	--	--	--	--	--
	4/25/2002	ND<2.5	--	--	--	--	--	--	--	--	--	--
	7/18/2002	ND<2.5	ND<2.0	ND<20	--	ND<500,000	ND<2.0	--	ND<2.0	ND<2.0	ND<2.0	ND<2.0
	10/7/2002	ND<2.5	ND<2.0	ND<100	--	ND<500,000	ND<2.0	--	ND<2.0	ND<2.0	ND<2.0	ND<2.0
	1/6/2003	ND<2.0	ND<2.0	ND<100	--	ND<500,000	ND<2.0	--	ND<2.0	ND<2.0	ND<2.0	ND<2.0
	4/7/2003	46	46	ND<100	--	ND<500,000	ND<2.0	--	ND<2.0	ND<2.0	ND<2.0	ND<2.0
	7/7/2003	ND<2.0	ND<2.0	ND<100	--	ND<500,000	ND<2.0	--	ND<2.0	ND<2.0	ND<2.0	ND<2.0
	10/9/2003	--	ND<2.0	ND<100	--	ND<500	ND<2.0	--	ND<2.0	ND<2.0	ND<2.0	ND<2.0
	1/14/2004	ND<5.0	ND<2.0	ND<100	--	ND<500	ND<2.0	--	ND<2.0	ND<2.0	ND<2.0	ND<2.0
	4/28/2004	ND<1	ND<0.5	ND<12	--	ND<1,000	ND<0.5	--	ND<0.5	ND<1	ND<1	ND<1
	7/12/2004	6.4	ND<0.5	ND<12	--	ND<800	ND<0.5	--	ND<0.5	ND<1	ND<1	ND<1
	10/25/2004	ND<5.0	0.57	ND<5.0	--	ND<50	ND<0.50	--	ND<0.50	ND<1.0	ND<0.50	ND<0.50
	1/17/2005	ND<5.0	ND<0.50	ND<5.0	--	ND<50	ND<0.50	--	ND<0.50	ND<1.0	ND<0.50	ND<0.50
	4/6/2005	ND<5.0	ND<0.50	ND<5.0	--	ND<50	ND<0.50	--	ND<0.50	ND<0.50	ND<0.50	ND<0.50
	7/8/2005	ND<5.0	ND<0.50	ND<5.0	--	ND<50	ND<0.50	--	ND<0.50	ND<0.50	ND<0.50	ND<0.50
	10/7/2005	ND<1.0	ND<0.50	ND<10	--	ND<250	ND<0.50	--	ND<0.50	ND<0.50	ND<0.50	ND<0.50
	1/27/2006	ND<1.0	ND<0.50	ND<10	--	ND<250	ND<0.50	--	ND<0.50	ND<0.50	ND<0.50	ND<0.50
	4/28/2006	ND<1.0	ND<0.50	ND<10	--	ND<250	ND<0.50	--	ND<0.50	ND<0.50	ND<0.50	ND<0.50
	7/28/2006	ND<1.0	ND<0.50	ND<10	--	ND<250	ND<0.50	--	ND<0.50	ND<0.50	ND<0.50	ND<0.50
	10/27/2006	ND<1.0	ND<0.50	ND<10	--	ND<250	ND<0.50	--	ND<0.50	ND<0.50	ND<0.50	ND<0.50
	1/10/2007	ND<1.0	ND<0.50	ND<10	--	ND<250	ND<0.50	--	ND<0.50	ND<0.50	ND<0.50	ND<0.50
	4/13/2007	ND<1.0	ND<0.50	ND<10	--	ND<250	ND<0.50	--	ND<0.50	ND<0.50	ND<0.50	ND<0.50
	7/19/2007	ND<1.0	ND<0.50	ND<10	--	ND<250	ND<0.50	--	ND<0.50	ND<0.50	ND<0.50	ND<0.50
	10/8/2007	ND<1.0	0.80	ND<10	--	ND<250	ND<0.50	--	ND<0.50	ND<0.50	ND<0.50	ND<0.50

Table 6
Historical Groundwater Analytical Results - Oxygenate Compounds
76 Service Station No. 1156 (351645)
4276 MacArthur Boulevard
Oakland, California

WELL ID	DATE	MTBE 8021B (µg/L)	MTBE 8260B (µg/L)	TBA (µg/L)	ETHANOL 8260B (µg/L)	ETHANOL 8015B (µg/L)	EDB (µg/L)	EDB 504 (µg/L)	EDC (µg/L)	DIPE (µg/L)	ETBE (µg/L)	TAME (µg/L)
	1/9/2008	ND<1.0	ND<0.50	ND<10	--	ND<250	ND<0.50	--	ND<0.50	ND<0.50	ND<0.50	ND<0.50
	4/4/2008	--	ND<0.50	ND<10	--	ND<250	ND<0.50	--	ND<0.50	ND<0.50	ND<0.50	ND<0.50
	7/3/2008	--	1.4	ND<10	--	ND<250	ND<0.50	--	ND<0.50	ND<0.50	ND<0.50	ND<0.50
	10/3/2008	--	1.8	ND<10	--	ND<250	ND<0.50	--	ND<0.50	ND<0.50	ND<0.50	ND<0.50
	1/22/2009	--	1.2	ND<10	--	ND<250	ND<0.50	--	ND<0.50	ND<0.50	ND<0.50	ND<0.50
	4/13/2009	--	0.72	ND<10	--	ND<250	ND<0.50	--	ND<0.50	ND<0.50	ND<0.50	ND<0.50
	7/23/2009	--	--	--	--	--	--	--	--	--	--	--
	2/1/2010	--	--	--	--	--	--	--	--	--	--	--
	8/2/2010	--	--	--	--	--	--	--	--	--	--	--
	8/24/2010	--	--	--	--	--	--	--	--	--	--	--
MW-7	10/3/2001	35,000	40,000	--	--	--	--	--	--	--	--	--
	1/28/2002	42,000	38,000	--	--	--	--	--	--	--	--	--
	4/25/2002	42,000	45,000	--	--	--	--	--	--	--	--	--
	7/18/2002	51,000	53,000	33,000	--	ND<5,000,000	ND<20	--	ND<20	ND<20	ND<20	ND<20
	10/7/2002	33,000	38,000	26,000	--	ND<100,000,000	ND<400	--	ND<400	ND<400	ND<400	ND<400
	1/6/2003	3,900	3,100	ND<10,000	--	ND<50,000,000	ND<200	--	ND<200	ND<200	ND<200	ND<200
	4/7/2003	32,000	28,000	ND<40,000	--	ND<200,000,000	ND<800	--	ND<800	ND<800	ND<800	ND<800
	7/7/2003	36,000	45,000	27,000	--	ND<100,000,000	ND<400	--	ND<400	ND<400	ND<400	ND<400
	10/9/2003	--	20,000	ND<25,000	--	ND<130,000	ND<500	--	ND<500	ND<500	ND<500	ND<500
	1/14/2004	20,000	25,000	ND<40,000	--	ND<200,000	ND<800	--	ND<800	ND<800	ND<800	ND<800
	4/28/2004	30,000	21,000	9,200	--	ND<1,000	ND<0.5	--	6.8	ND<1	ND<1	12
	7/12/2004	12,000	11,000	4,600	--	ND<8,000	ND<5	--	5.1	ND<10	ND<10	ND<10
	10/25/2004	13,000	14,000	3,900	--	ND<5,000	ND<50	--	ND<50	ND<100	ND<50	ND<50
	1/17/2005	17,000	16,000	4,200	--	ND<5,000	ND<50	--	ND<50	ND<100	ND<50	ND<50
	4/6/2005	14,000	17,000	4,200	--	ND<10,000	ND<0.50	--	6.4	ND<0.50	ND<0.50	9.3
	7/8/2005	8,600	11,000	4,300	--	ND<5,000	ND<50	--	ND<50	ND<50	ND<50	ND<50
	10/7/2005	9,400	9,800	1,100	--	ND<12,000	ND<25	--	ND<25	ND<25	ND<25	ND<25
	1/27/2006	9,900	7,900	1,600	--	ND<25,000	ND<50	--	ND<50	ND<50	ND<50	ND<50
	4/28/2006	9,600	11,000	2,900	--	ND<250	ND<0.50	--	3.4	ND<0.50	ND<0.50	6.3
	7/28/2006	5,000	5,300	1,300	--	ND<6,200	ND<12	--	ND<12	ND<12	ND<12	ND<12
	10/27/2006	4,700	3,700	1,700	--	ND<2,500	ND<5.0	--	ND<5.0	ND<5.0	ND<5.0	ND<5.0

Table 6
Historical Groundwater Analytical Results - Oxygenate Compounds
76 Service Station No. 1156 (351645)
4276 MacArthur Boulevard
Oakland, California

WELL ID	DATE	MTBE 8021B (µg/L)	MTBE 8260B (µg/L)	TBA (µg/L)	ETHANOL 8260B (µg/L)	ETHANOL 8015B (µg/L)	EDB (µg/L)	EDB 504 (µg/L)	EDC (µg/L)	DIPE (µg/L)	ETBE (µg/L)	TAME (µg/L)
	1/10/2007	4,400	4,400	1,300	--	ND<2,500	ND<5.0	--	ND<5.0	ND<5.0	ND<5.0	ND<5.0
	4/13/2007	--	--	--	--	--	--	--	--	--	--	--
	7/19/2007	2,700	3,300	ND<100	--	ND<2,500	ND<5.0	--	ND<5.0	ND<5.0	ND<5.0	ND<5.0
	10/8/2007	2,500	2,200	ND<500	--	ND<12,000	ND<25	--	ND<25	ND<25	ND<25	ND<25
	1/9/2008	1,900	1,900	2,700	--	ND<250	ND<0.50	--	1.2	ND<0.50	ND<0.50	1.1
	4/4/2008	--	2,700	1,400	--	ND<6,200	ND<12	--	ND<12	ND<12	ND<12	ND<12
	7/3/2008	--	2,300	940	--	ND<250	ND<0.50	--	2.2	ND<0.50	ND<0.50	1.2
	10/3/2008	--	1,800	540	--	ND<1,200	ND<2.5	--	ND<2.5	ND<2.5	ND<2.5	ND<2.5
	1/22/2009	--	1,300	370	--	ND<1,200	ND<2.5	--	ND<2.5	ND<2.5	ND<2.5	ND<2.5
	4/13/2009	--	1,200	420	--	ND<5,000	ND<10	--	ND<10	ND<10	ND<10	ND<10
	7/23/2009	--	900	370	--	ND<2,500	ND<5.0	--	ND<5.0	ND<5.0	ND<5.0	ND<5.0
	2/1/2010	--	720	--	--	--	--	--	--	--	--	--
	8/2/2010	--	770	--	--	--	ND<0.50	--	1.9	--	--	--
	11/1/2010	--	--	--	--	--	--	--	--	--	--	--
	1/31/2011	--	600	160	--	ND<250	ND<0.50	--	1.3	ND<0.50	ND<0.50	ND<0.50
	4/26/2011	--	--	--	--	--	--	--	--	--	--	--
	7/25/2011	--	620	220	--	ND<250	ND<0.50	--	1.6	ND<0.50	ND<0.50	ND<0.50
	10/7/2011	--	--	--	--	--	--	--	--	--	--	--
	1/23/2012	--	390	190	--	ND<250	ND<0.50	--	1.2	ND<0.50	ND<0.50	ND<0.50
	4/6/2012	--	--	--	--	--	--	--	--	--	--	--
	7/24/2012	--	300	160	--	ND<250	ND<0.50	--	1.5	ND<0.50	ND<0.50	ND<0.50
	2/8/2013	--	610	ND<50	ND<1,200	--	ND<2.5	--	ND<2.5	ND<2.5	ND<2.5	ND<2.5
	7/10/2013	--	450	44	ND<250	--	ND<0.50	--	1.2	ND<0.50	ND<0.50	ND<0.50
	1/16/2014	--	310	ND<10	ND<250	--	ND<0.50	--	1.4	ND<0.50	ND<0.50	ND<0.50
	7/22/2014	--	--	--	--	--	--	--	--	--	--	--
	1/27/2015	--	180	ND<10	ND<250	--	ND<0.50	--	0.80	ND<0.50	ND<0.50	ND<0.50
	7/21/2015	--	--	--	--	--	--	--	--	--	--	--
	1/20/2016	--	120	ND<10	ND<250	--	ND<0.50	--	ND<0.50	ND<0.50	ND<0.50	ND<0.50
MW-8	1/18/2008	ND<1.0	ND<0.50	ND<10	--	ND<250	ND<0.50	--	ND<0.50	ND<0.50	ND<0.50	ND<0.50
	4/4/2008	--	ND<0.50	ND<10	--	ND<250	ND<0.50	--	ND<0.50	ND<0.50	ND<0.50	ND<0.50
	7/3/2008	--	ND<0.50	ND<10	--	ND<250	ND<0.50	--	ND<0.50	ND<0.50	ND<0.50	ND<0.50

Table 6
Historical Groundwater Analytical Results - Oxygenate Compounds
76 Service Station No. 1156 (351645)
4276 MacArthur Boulevard
Oakland, California

WELL ID	DATE	MTBE 8021B (µg/L)	MTBE 8260B (µg/L)	TBA (µg/L)	ETHANOL 8260B (µg/L)	ETHANOL 8015B (µg/L)	EDB (µg/L)	EDB 504 (µg/L)	EDC (µg/L)	DIPE (µg/L)	ETBE (µg/L)	TAME (µg/L)
	10/3/2008	--	ND<0.50	ND<10	--	ND<250	ND<0.50	--	ND<0.50	ND<0.50	ND<0.50	ND<0.50
	1/22/2009	--	ND<0.50	ND<10	--	ND<250	ND<0.50	--	ND<0.50	ND<0.50	ND<0.50	ND<0.50
	4/13/2009	--	ND<0.50	ND<10	--	ND<250	ND<0.50	--	ND<0.50	ND<0.50	ND<0.50	ND<0.50
	7/23/2009	--	ND<0.50	ND<10	--	ND<250	ND<0.50	--	ND<0.50	ND<0.50	ND<0.50	ND<0.50
	2/1/2010	--	ND<0.50	--	--	--	--	--	--	--	--	--
	8/2/2010	--	--	--	--	--	--	--	--	--	--	--
	8/24/2010	--	--	--	--	--	--	--	--	--	--	--
MW-9A	7/10/2013	--	4.4	1,700	ND<250	--	ND<0.50	--	16	ND<0.50	ND<0.50	ND<0.50
	1/16/2014	--	ND<0.50	2,800	ND<250	--	ND<0.50	--	25	ND<0.50	ND<0.50	ND<0.50
	7/22/2014	--	4.1	2,600	ND<1,200	--	ND<2.5	--	18	ND<2.5	ND<2.5	ND<2.5
	1/27/2015	--	3.9	1,100	ND<250	--	ND<0.50	--	ND<0.50	ND<0.50	ND<0.50	58
	7/21/2015	--	ND<5.0	ND<100	ND<2,500	--	ND<5.0	--	ND<5.0	ND<5.0	ND<5.0	ND<5.0
	1/20/2016	--	16	1,300	ND<250	--	ND<0.50	--	ND<0.50	ND<0.50	ND<0.50	ND<0.50
MW-9B	7/10/2013	--	18	ND<10	ND<250	--	ND<0.50	--	ND<0.50	ND<0.50	ND<0.50	ND<0.50
	1/16/2014	--	56	ND<10	ND<250	--	ND<0.50	--	1.7	ND<0.50	ND<0.50	ND<0.50
	7/22/2014	--	--	--	--	--	--	--	--	--	--	--
	1/27/2015	--	9.8	ND<10	ND<250	--	ND<0.50	--	ND<0.50	ND<0.50	ND<0.50	ND<0.50
	7/21/2015	--	--	--	--	--	--	--	--	--	--	--
	1/20/2016	--	4.1	ND<10	ND<250	--	ND<0.50	--	1.1	ND<0.50	ND<0.50	ND<0.50
MW-10A	7/10/2013	--	310	1,500	ND<2,500	--	ND<5.0	--	ND<5.0	ND<5.0	ND<5.0	ND<5.0
	1/16/2014	--	420	1,800	ND<2,500	--	ND<5.0	--	ND<5.0	ND<5.0	ND<5.0	ND<5.0
	7/22/2014	--	360	ND<100	ND<2,500	--	ND<5.0	--	ND<5.0	ND<5.0	ND<5.0	ND<5.0
	1/27/2015	--	340	1,500	ND<2,500	--	ND<5.0	--	ND<5.0	ND<5.0	ND<5.0	50
	7/21/2015	--	420	ND<100	ND<2,500	--	ND<5.0	--	ND<5.0	ND<5.0	ND<5.0	ND<5.0
	1/20/2016	--	320	ND<50	ND<1,200	--	ND<2.5	--	ND<2.5	ND<2.5	ND<2.5	ND<2.5
MW-10B	7/10/2013	--	110	370	ND<250	--	ND<0.50	--	3.5	ND<0.50	ND<0.50	ND<0.50
	1/16/2014	--	100	630	ND<250	--	ND<0.50	--	ND<0.50	ND<0.50	ND<0.50	ND<0.50
	7/22/2014	--	89	ND<50	ND<1,200	--	ND<2.5	--	ND<2.5	ND<2.5	ND<2.5	ND<2.5

Table 6
Historical Groundwater Analytical Results - Oxygenate Compounds
76 Service Station No. 1156 (351645)
4276 MacArthur Boulevard
Oakland, California

WELL ID	DATE	MTBE 8021B (µg/L)	MTBE 8260B (µg/L)	TBA (µg/L)	ETHANOL 8260B (µg/L)	ETHANOL 8015B (µg/L)	EDB (µg/L)	EDB 504 (µg/L)	EDC (µg/L)	DIPE (µg/L)	ETBE (µg/L)	TAME (µg/L)
	1/27/2015	--	59	ND<10	ND<250	--	ND<0.50	--	ND<0.50	ND<0.50	ND<0.50	ND<0.50
	7/21/2015	--	96	ND<100	ND<2,500	--	ND<5.0	--	ND<5.0	ND<5.0	ND<5.0	ND<5.0
	1/20/2016	--	51	ND<10	ND<250	--	ND<0.50	--	36	ND<0.50	ND<0.50	ND<0.50
MW-10S	7/22/2014	--	--	--	--	--	--	--	--	--	--	--
	1/27/2015	--	3.9	180	ND<250	--	ND<0.50	--	ND<0.50	ND<0.50	ND<0.50	2.5
	7/21/2015	--	10	ND<10	ND<250	--	ND<0.50	--	ND<0.50	ND<0.50	ND<0.50	ND<0.50
	1/20/2016	--	4.4	ND<10	ND<250	--	ND<0.50	--	ND<0.50	ND<0.50	ND<0.50	ND<0.50
MW-11A	7/10/2013	--	3,600	4,900	ND<6,200	--	ND<12	--	ND<12	ND<12	ND<12	ND<12
	1/16/2014	--	3,600	4,000	ND<6,200	--	ND<12	--	ND<12	ND<12	ND<12	ND<12
	7/22/2014	--	2,800	ND<250	ND<6,200	--	ND<12	--	ND<12	ND<12	ND<12	ND<12
	1/27/2015	--	2,200	3,600	ND<6,200	--	ND<12	--	ND<12	ND<12	ND<12	90
	7/21/2015	--	2,600	ND<500	ND<12,000	--	ND<25	--	ND<25	ND<25	ND<25	ND<25
	1/20/2016	--	2,400	ND<500	ND<12,000	--	ND<25	--	ND<25	ND<25	ND<25	ND<25
MW-11B	7/10/2013	--	490	1,500	ND<1,200	--	ND<2.5	--	57	ND<2.5	ND<2.5	ND<2.5
	1/16/2014	--	2,100	5,200	ND<1,200	--	ND<2.5	--	ND<2.5	ND<2.5	ND<2.5	ND<2.5
	7/22/2014	--	1,400	5,500	ND<5,000	--	ND<10	--	ND<10	ND<10	ND<10	ND<10
	1/27/2015	--	1,200	3,000	ND<1,200	--	ND<2.5	--	110	ND<2.5	ND<2.5	46
	7/21/2015	--	1,900	ND<500	ND<12,000	--	ND<25	--	ND<25	ND<25	ND<25	ND<25
	1/20/2016	--	1,900	ND<250	ND<6,200	--	ND<12	--	ND<12	ND<12	ND<12	ND<12
MW-11S	7/22/2014	--	1,300	4,800	ND<6,200	--	ND<12	--	ND<12	ND<12	ND<12	ND<12
	1/27/2015	--	29	ND<10	ND<250	--	ND<0.50	--	ND<0.50	ND<0.50	ND<0.50	1.2
	7/21/2015	--	190	ND<100	ND<2,500	--	ND<5.0	--	ND<5.0	ND<5.0	ND<5.0	ND<5.0
	1/20/2016	--	2.5	ND<10	ND<250	--	ND<0.50	--	ND<0.50	ND<0.50	ND<0.50	ND<0.50

Table 6
Historical Groundwater Analytical Results - Oxygenate Compounds
76 Service Station No. 1156 (351645)
4276 MacArthur Boulevard
Oakland, California

WELL ID	DATE	MTBE 8021B (µg/L)	MTBE 8260B (µg/L)	TBA (µg/L)	ETHANOL 8260B (µg/L)	ETHANOL 8015B (µg/L)	EDB (µg/L)	EDB 504 (µg/L)	EDC (µg/L)	DIPE (µg/L)	ETBE (µg/L)	TAME (µg/L)
---------	------	-------------------------	-------------------------	---------------	----------------------------	----------------------------	---------------	-------------------	---------------	----------------	----------------	----------------

NOTES:

8021B = Analyzed by Environmental Protection Agency (EPA) Method 8021B

8260B = Analyzed by EPA Method 8260B

8015B = Analyzed by EPA Method 8015B

504 = Analyzed by EPA Method 504

µg/L = Micrograms per liter

-- = Not sampled

DIPE = Diisopropyl ether

EDB = 1,2-dibromoethane

EDC = 1,2-dichloroethane

ETBE = Ethyl t-butyl ether

ID = Identification

MTBE = Methyl t-butyl ether

ND = Not detected

ND<# = Analyte not detected at or above indicated practical quantitation limit

TAME = t-amyl methyl ether

TBA = t-butyl alcohol

Table 7
Historical Groundwater Analytical Results - Monitored Natural Attenuation Parameters
76 Service Station No. 1156 (351645)
4276 MacArthur Boulevard
Oakland, California

WELL ID	DATE	METHANE (mg/L)	NITRATE AS		IRON (II) SPECIES (µg/L)	DISSOLVED MANGANESE (µg/L)
			NO3 (mg/L)	SULFATE (mg/L)		
MW-1B	1/16/2014	0.013	7.2	19	ND<100	120
MW-2B	1/16/2014	0.0021	ND<0.44	7.9	ND<100	260
MW-3B	1/16/2014	12	ND<0.44	1.0	5,200	3,300
	7/22/2014	13	ND<0.44	1.8	5,900	3,300
	1/27/2015	11	ND<0.44	1.8	1,600	3,700
	7/21/2015	4.3	ND<0.44	ND<1.0	2,600	8.5
	1/20/2016	3.0	ND<0.44	4.9	1,400	3,200
MW-4B	1/16/2014	0.0079	12	28	ND<100	70
MW-5	1/16/2014	0.0027	4.5	27	ND<100	5.2
MW-7	1/16/2014	0.081	ND<0.44	4.1	2,200	300
MW-9A	1/16/2014	2.5	ND<0.88	8.6	2,400	1,500
	7/22/2014	1.9	ND<0.88	ND<2.0	6,800	1,600
	1/27/2015	1.7	14	ND<1.0	6,200	1,400
	7/21/2015	0.91	ND<0.44	ND<1.0	6,000	1,300
	1/20/2016	1.3	ND<0.44	ND<1.0	21,000	1,000
MW-9B	1/16/2014	0.0017	4.7	18	ND<100	630
MW-10A	1/16/2014	1.7	ND<0.44	ND<1.0	5,800	1,100
	7/22/2014	2.8	ND<0.44	ND<1.0	7,200	1,200
	1/27/2015	2.0	--	--	--	--
	7/21/2015	1.0	ND<0.44	ND<1.0	5,500	1,200
	1/20/2016	1.2	ND<0.44	ND<1.0	5,100	1,000
MW-10B	1/16/2014	0.63	ND<0.44	ND<1.0	7,300	5,400
	7/22/2014	0.064	ND<0.44	ND<1.0	4,200	5,000
	1/27/2015	0.67	ND<0.44	ND<1.0	6,400	5,000
	7/21/2015	0.20	ND<0.44	ND<1.0	5,300	1,100
	1/20/2016	0.86	ND<0.44	ND<1.0	7,800	5,100
MW-10S	1/27/2015	0.25	ND<0.44	72	700	1,200
	7/21/2015	0.50	ND<0.44	51	2,400	1,600
	1/20/2016	0.0018	ND<0.44	33	200	1,400
MW-11A	1/16/2014	2.3	ND<0.44	ND<1.0	7,900	3,700
	7/22/2014	4.6	ND<0.44	ND<1.0	6,100	4,600
	1/27/2015	3.9	ND<0.44	ND<1.0	7,000	4,100
	7/21/2015	2.7	ND<0.44	ND<1.0	8,400	1,500
	1/20/2016	5.2	ND<0.44	ND<1.0	5,500	3,400

Table 7
Historical Groundwater Analytical Results - Monitored Natural Attenuation Parameters
76 Service Station No. 1156 (351645)
4276 MacArthur Boulevard
Oakland, California

WELL ID	DATE	METHANE (mg/L)	NITRATE AS		SULFATE (mg/L)	IRON (II) SPECIES (µg/L)	DISSOLVED MANGANESE (µg/L)
			NO3 (mg/L)				
MW-11B	1/16/2014	0.31	ND<0.44		5.2	6,600	1,100
	7/22/2014	0.48	ND<0.44		ND<1.0	2,700	1,600
	1/27/2015	0.68	ND<0.44		ND<1.0	8,800	1,500
	7/21/2015	0.48	ND<0.44		ND<1.0	3,100	1,800
	1/20/2016	1.5	ND<0.44		ND<1.0	5,500	1,400
MW-11S	7/22/2014	0.50	ND<0.44		30	1,900	1,800
	1/27/2015	0.30	ND<0.44		22	690	1,200
	7/21/2015	0.65	ND<0.44		ND<1.0	5,200	1,700
	1/20/2016	0.0014	ND<0.44		28	440	330

NOTES:

µg/L = Micrograms per liter

-- = Not sampled

ID = Identification

mg/L = Milligrams per liter

ND<# = Analyte not detected at or above indicated practical quantitation limit

Table 8a
Historical Groundwater Analytical Results - Additional Analytes
76 Service Station No. 1156 (351645)
4276 MacArthur Boulevard
Oakland, California

WELL ID	DATE	Acenaphthylene (µg/L)	Bromo-dichloro-methane (µg/L)	Bromo-form (µg/L)	Bromo-methane (µg/L)	Carbon Tetra-chloride (µg/L)	Chloro-benzene (µg/L)	Chloro-ethane (µg/L)	Chloroform (µg/L)	Chloro-methane (µg/L)	Dibromo-chloro-methane (µg/L)	1,2-Dichloro-benzene (µg/L)	1,3-Dichloro-benzene (µg/L)
MW-1	7/20/1999	--	--	--	--	--	12	--	--	--	--	3.9	--
	3/31/2000	--	--	--	--	--	--	--	--	--	--	6.2	--
	4/4/2001	--	--	--	--	--	5.6	--	--	--	--	4.6	--
	7/17/2001	--	--	--	--	--	--	--	--	--	--	18	--
	7/18/2002	--	--	--	--	--	5.9	1.1	--	--	--	5.8	--
	7/7/2003	--	--	--	--	--	ND<120	--	--	--	--	--	--
	7/12/2004	ND<2	ND<10	ND<10	ND<20	ND<10	ND<10	ND<10	ND<10	ND<10	ND<10	ND<2	ND<2
	7/8/2005	--	ND<0.50	ND<2.0	ND<1.0	ND<0.50	12	1.0	ND<0.50	ND<1.0	ND<0.50	9.0	ND<0.50
	7/28/2006	--	ND<0.50	ND<0.50	ND<1.0	ND<0.50	ND<0.50	ND<0.50	ND<0.50	ND<0.50	ND<0.50	ND<0.50	ND<0.50
	7/19/2007	--	ND<50	ND<50	ND<100	ND<50	ND<50	ND<50	ND<50	ND<50	ND<50	ND<50	ND<50
7/3/2008	--	ND<12	ND<12	ND<25	ND<12	ND<12	ND<12	ND<12	ND<12	ND<12	ND<12	ND<12	
MW-7	1/6/2003	--	--	--	--	--	ND<50	--	--	--	--	--	--

NOTES:

µg/L = Micrograms per liter

-- = Not sampled

ID = Identification

ND<# = Analyte not detected at or above indicated practical quantitation limit

Table 8b
Historical Groundwater Analytical Results - Additional Analytes
76 Service Station No. 1156 (351645)
4276 MacArthur Boulevard
Oakland, California

WELL ID	DATE	1,4-Dichlorobenzene (µg/L)	Dichlorodifluoromethane (µg/L)	1,1-Dichloroethane (µg/L)	1,1-Dichloroethene (µg/L)	cis-1,2-Dichloroethene (µg/L)	trans-1,2-Dichloroethene (µg/L)	1,2-Dichloropropane (µg/L)	cis-1,3-Dichloropropene (µg/L)	trans-1,3-Dichloropropene (µg/L)	Hexachlorobutadiene (µg/L)	Methylene chloride (µg/L)	Naphthalene (µg/L)	
MW-1	7/20/1999	--	--	2.0	--	3.6	--	0.92	--	--	--	--	600	
	9/28/1999	--	--	--	--	--	--	--	--	--	--	--	534	
	1/7/2000	--	--	--	--	--	--	--	--	--	--	--	1,050	
	3/31/2000	--	--	--	--	--	--	--	--	--	--	--	140	
	7/14/2000	--	--	--	--	--	--	--	--	--	--	--	690	
	10/3/2000	--	--	--	--	--	--	--	--	--	--	--	361	
	1/3/2001	--	--	--	--	--	--	--	--	--	--	--	400	
	4/4/2001	--	--	--	--	3.4	--	--	--	--	--	--	490	
	7/17/2001	--	--	--	--	--	--	--	--	--	--	--	740	
	7/18/2002	1.3	--	--	--	1.3	--	--	--	--	--	--	910	
	7/7/2003	--	--	--	--	ND<120	--	--	--	--	--	--	850	
	7/12/2004	ND<2	ND<10	ND<10	ND<10	ND<10	ND<10	ND<10	ND<10	ND<10	ND<10	ND<2	ND<20	450
	7/8/2005	1.2	ND<1.0	1.3	ND<0.50	3.1	ND<0.50	ND<0.50	ND<0.50	ND<0.50	ND<0.50	ND<20	ND<5.0	250
	7/28/2006	ND<0.50	ND<0.50	ND<0.50	ND<0.50	4.5	ND<0.50	ND<0.50	ND<0.50	ND<0.50	ND<0.50	--	ND<1.0	--
	7/19/2007	ND<50	ND<50	ND<50	ND<50	ND<50	ND<50	ND<50	ND<50	ND<50	ND<50	--	ND<100	--
7/3/2008	ND<12	ND<12	ND<12	ND<12	ND<12	ND<12	ND<12	ND<12	ND<12	ND<12	--	ND<25	--	
MW-5	1/6/2003	--	--	--	--	ND<0.50	--	--	--	--	--	--	ND<10	
MW-7	1/6/2003	--	--	--	--	ND<50	--	--	--	--	--	--	ND<10	

NOTES:

µg/L = Micrograms per liter

-- = Not sampled

ID = Identification

ND<# = Analyte not detected at or above indicated practical quantitation limit

Table 8c
Historical Groundwater Analytical Results - Additional Analytes
76 Service Station No. 1156 (351645)
4276 MacArthur Boulevard
Oakland, California

WELL ID	DATE	n-Propyl- benzene (µg/L)	1,1,2,2- Tetrachloro- ethane (µg/L)	Tetrachloro- ethene (PCE) (µg/L)	Trichloro- trifluoro- ethane (µg/L)	1,2,4- Trichloro- benzene (µg/L)	1,1,1- Trichloro- ethane (µg/L)	1,1,2- Trichloro- ethane (µg/L)	Trichloro- ethene (TCE) (µg/L)	Trichloro- fluoro- methane (µg/L)	1,2,4- Trimethyl- benzene (µg/L)	1,3,5- Trimethyl- benzene (µg/L)	Vinyl chloride (µg/L)
MW-1	9/28/1999	--	--	--	--	--	--	--	--	--	1240	318	--
	1/7/2000	371	--	--	--	--	--	--	--	--	2210	597	--
	7/14/2000	--	--	334	--	--	--	--	--	--	--	--	--
	7/18/2002	--	--	ND<0.60	--	--	--	--	--	--	--	--	--
	7/7/2003	--	--	ND<120	--	--	--	--	--	--	--	--	--
	7/12/2004	--	ND<10	ND<10	ND<10	ND<2	ND<10	ND<10	ND<10	ND<10	--	--	ND<10
	7/8/2005	--	ND<0.50	ND<0.50	ND<0.50	ND<20	ND<0.50	ND<0.50	0.73	ND<1.0	--	--	ND<0.50
	7/28/2006	--	ND<0.50	ND<0.50	ND<0.50	--	ND<0.50	ND<0.50	ND<0.50	ND<0.50	--	--	ND<0.50
	7/19/2007	--	ND<50	ND<50	ND<50	--	ND<50	ND<50	ND<50	ND<50	--	--	ND<50
	7/3/2008	--	ND<12	ND<12	ND<12	--	ND<12	ND<12	ND<12	ND<12	--	--	ND<12
MW-5	1/6/2003	--	--	ND<0.50	--	--	--	--	--	--	--	--	--
MW-7	1/6/2003	--	--	ND<50	--	--	--	--	--	--	--	--	--

NOTES:

µg/L = Micrograms per liter

-- = Not sampled

ID = Identification

ND<# = Analyte not detected at or above indicated practical quantitation limit

Table 8d
Historical Groundwater Analytical Results - Additional Analytes
76 Service Station No. 1156 (351645)
4276 MacArthur Boulevard
Oakland, California

WELL ID	DATE	Acena- phthene (µg/L)	Acena- phthylene (svoc) (µg/L)	Anthra- cene (µg/L)	Benzo[a]- anthracene (µg/L)	Benzo[a]- pyrene (µg/L)	Benzo[b]- fluor- anthene (µg/L)	Benzo- [g,h,l]- perylene (µg/L)	Benzo[k]- fluor- anthene (µg/L)	Benzoic Acid (µg/L)	Benzyl Alcohol (µg/L)	Bis(2-chloro- ethoxy) methane (µg/L)	Bis(2-chloro- ethyl) ether (µg/L)
MW-1	7/12/2004	ND<2	--	ND<2	ND<2	ND<2	ND<2	ND<2	ND<2	--	--	--	--
	7/28/2006	ND<10	ND<10	ND<10	ND<10	ND<10	ND<10	ND<10	ND<10	ND<50	ND<10	ND<10	ND<10
	7/19/2007	ND<2.2	ND<2.2	ND<2.2	ND<2.2	ND<2.2	ND<2.2	ND<2.2	ND<2.2	ND<11	ND<2.2	ND<2.2	ND<2.2
	7/3/2008	ND<20	ND<20	ND<20	ND<20	ND<20	ND<20	ND<20	ND<20	ND<100	ND<20	ND<20	ND<20

NOTES:

µg/L = Micrograms per liter

-- = Not sampled

ID = Identification

ND<# = Analyte not detected at or above indicated practical quantitation limit

svoc = Semi-volatile organic compound

Table 8e
Historical Groundwater Analytical Results - Additional Analytes
76 Service Station No. 1156 (351645)
4276 MacArthur Boulevard
Oakland, California

WELL ID	DATE	Bis(2-chloro-isopropyl)-ether (µg/L)	Bis(2-ethyl-hexyl) phthalate (µg/L)	4-Bromo-pheny phenyl ether (µg/L)	Butyl-benzyl phthalate (µg/L)	4-Chloro-3-methyl-phenol (µg/L)	4-Chloro-aniline (µg/L)	2-Chloro-naphthalene (µg/L)	2-Chloro-phenol (µg/L)	4-Chloro-phenyl ether (µg/L)	Chrysene (µg/L)	Dibenzo-[a,h]-anthracene (µg/L)	Dibenzo-furan (µg/L)
MW-1	3/31/2000	--	10	--	--	--	--	--	--	--	--	--	--
	10/3/2000	--	51.6	--	--	--	--	--	--	--	--	--	--
	4/4/2001	--	55	--	--	--	--	--	--	--	--	--	--
	7/17/2001	--	400	--	--	--	--	--	--	--	--	--	--
	7/18/2002	--	120	--	--	--	--	--	--	--	--	--	--
	7/7/2003	--	70	--	--	--	--	--	--	--	--	--	--
	7/12/2004	--	ND<5	--	--	--	--	--	--	--	ND<2	ND<3	--
	7/28/2006	ND<10	33	ND<10	ND<10	ND<25	ND<10	ND<10	ND<10	ND<10	ND<10	ND<15	ND<10
	7/19/2007	ND<2.2	ND<4.4	ND<2.2	ND<2.2	ND<5.5	ND<2.2	ND<2.2	ND<2.2	ND<2.2	ND<2.2	ND<3.3	ND<2.2
	7/3/2008	ND<20	ND<40	ND<20	ND<20	ND<50	ND<20	ND<20	ND<20	ND<20	ND<20	ND<30	ND<20
MW-5	1/6/2003	--	ND<5.0	--	--	--	--	--	--	--	--	--	--
MW-7	1/6/2003	--	ND<5.0	--	--	--	--	--	--	--	--	--	--

NOTES:

µg/L = Micrograms per liter

-- = Not sampled

ID = Identification

ND<# = Analyte not detected at or above indicated practical quantitation limit

Table 8f
Historical Groundwater Analytical Results - Additional Analytes
76 Service Station No. 1156 (351645)
4276 MacArthur Boulevard
Oakland, California

WELL ID	DATE	1,2-Dichloro- benzene (svoc) (µg/L)	1,3-Dichloro- benzene (svoc) (µg/L)	1,4-Dichloro- benzene (svoc) (µg/L)	3,3-Dichloro- benzidine (µg/L)	2,4-Dichloro- phenol (µg/L)	Diethyl phthalate (µg/L)	2,4-Dimethyl- phenol (µg/L)	Dimethyl phthalate (µg/L)	Di-n-butyl phthalate (µg/L)	2,4-Dinitro- phenol (µg/L)	2,4-Dinitro- toluene (µg/L)	2,6-Dinitro- toluene (µg/L)
MW-1	7/28/2006	ND<10	ND<10	ND<10	ND<50	ND<10	ND<10	ND<10	ND<10	ND<10	ND<50	ND<10	ND<10
	7/19/2007	ND<2.2	ND<2.2	ND<2.2	ND<11	ND<2.2	ND<2.2	ND<2.2	ND<2.2	ND<2.2	ND<11	ND<2.2	ND<2.2
	7/3/2008	ND<20	ND<20	ND<20	ND<100	ND<20	ND<20	ND<20	ND<20	ND<20	ND<100	ND<20	ND<20

NOTES:

µg/L = Micrograms per liter

-- = Not sampled

ID = Identification

ND<# = Analyte not detected at or above indicated practical quantitation limit

svoc = Semi-volatile organic compound

Table 8g
Historical Groundwater Analytical Results - Additional Analytes
76 Service Station No. 1156 (351645)
4276 MacArthur Boulevard
Oakland, California

WELL ID	DATE	Di-n-octyl phthalate (µg/L)	Fluoran- thene (µg/L)	Fluorene (µg/L)	Hexa- chloro- benzene (µg/L)	Hexachloro- butadiene (svoc) (µg/L)	Hexachloro cyclopenta- diene (µg/L)	Hexachloro -ethane (µg/L)	Indeno- [1,2,3-c,d] pyrene (µg/L)	Isophorone (µg/L)	2-Methyl- 4,6-dinitro- phenol (µg/L)	2-Methyl- naphtha- lene (µg/L)	2-Methyl- phenol (µg/L)	
MW-1	7/20/1999	--	--	--	--	--	--	--	--	--	--	240	--	
	9/28/1999	--	--	--	--	--	--	--	--	--	--	87.4	26.4	
	1/7/2000	--	--	--	--	--	--	--	--	--	--	315	--	
	3/31/2000	--	--	--	--	--	--	--	--	--	--	73	31	
	7/14/2000	--	--	--	--	--	--	--	--	--	--	300	--	
	10/3/2000	--	--	--	--	--	--	--	--	--	--	98.1	--	
	1/3/2001	--	--	--	--	--	--	--	--	--	--	180	--	
	4/4/2001	--	--	--	--	--	--	--	--	--	--	78	--	
	7/17/2001	--	--	--	--	--	--	--	--	--	--	290	47	
	7/18/2002	--	--	--	--	--	--	--	--	--	--	420	13	
	7/7/2003	--	--	--	--	--	--	--	--	--	--	260	ND<5.0	
	7/12/2004	--	ND<2	ND<2	--	--	--	--	ND<2	--	--	--	--	
	7/28/2006	ND<10	ND<10	ND<10	ND<10	ND<5.0	ND<10	ND<10	ND<10	ND<10	ND<10	--	280	ND<10
	7/19/2007	ND<2.2	ND<2.2	ND<2.2	ND<2.2	ND<1.1	ND<2.2	ND<2.2	ND<2.2	ND<2.2	ND<2.2	ND<11	230	29
7/3/2008	ND<20	ND<20	ND<20	ND<20	ND<20	ND<20	ND<20	ND<20	ND<20	ND<20	ND<100	270	ND<20	
MW-5	1/6/2003	--	--	--	--	--	--	--	--	--	--	ND<5.0	ND<5.0	
MW-7	1/6/2003	--	--	--	--	--	--	--	--	--	--	ND<5.0	ND<5.0	

NOTES:

µg/L = Micrograms per liter

-- = Not sampled

ID = Identification

ND<# = Analyte not detected at or above indicated practical quantitation limit

svoc = Semi-volatile organic compound

Table 8h
Historical Groundwater Analytical Results - Additional Analytes
76 Service Station No. 1156 (351645)
4276 MacArthur Boulevard
Oakland, California

WELL ID	DATE	4-Methyl-phenol (µg/L)	Naphthalene (svoc) (µg/L)	2-Nitro-aniline (µg/L)	3-Nitro-aniline (µg/L)	4-Nitro-aniline (µg/L)	Nitro-benzene (µg/L)	2-Nitro-phenol (µg/L)	4-Nitro-phenol (µg/L)	N-nitrosodi-n-propyl-amine (µg/L)	N-Nitro-sodiphenyl-amine (µg/L)	Penta-chloro-phenol (µg/L)	Phen-anthrene (µg/L)
MW-1	7/20/1999	27	--	--	--	--	--	--	--	--	--	--	--
	9/28/1999	35.6	--	--	--	--	--	--	--	--	--	--	--
	3/31/2000	18	--	--	--	--	--	--	--	--	--	--	--
	10/3/2000	28.9	--	--	--	--	--	--	--	--	--	--	--
	7/17/2001	25	--	--	--	--	--	--	--	--	--	--	--
	7/18/2002	25	--	--	--	--	--	--	--	--	--	--	--
	7/7/2003	22	--	--	--	--	--	--	--	--	--	--	--
	7/12/2004	--	--	--	--	--	--	--	--	--	--	--	ND<2
	7/28/2006	--	660	ND<10	ND<10	ND<25	ND<10	ND<10	ND<10	ND<10	ND<10	ND<50	ND<10
	7/19/2007	--	770	ND<2.2	ND<2.2	ND<5.5	ND<2.2	ND<2.2	ND<2.2	ND<2.2	ND<2.2	ND<11	ND<2.2
7/3/2008	--	750	ND<20	ND<20	ND<50	ND<20	ND<20	ND<20	ND<20	ND<20	ND<100	ND<20	
MW-5	1/6/2003	ND<5.0	--	--	--	--	--	--	--	--	--	--	--
MW-7	1/6/2003	ND<5.0	--	--	--	--	--	--	--	--	--	--	--

NOTES:

µg/L = Micrograms per liter

-- = Not sampled

ID = Identification

ND<# = Analyte not detected at or above indicated practical quantitation limit

svoc = Semi-volatile organic compound

Table 8i
Historical Groundwater Analytical Results - Additional Analytes
76 Service Station No. 1156 (351645)
4276 MacArthur Boulevard
Oakland, California

WELL ID	DATE	Phenol (µg/L)	Pyrene (µg/L)	1,2,4- Trichloro- benzene (µg/L)	2,4,6- Trichloro- phenol (µg/L)	2,4,5- Trichloro- phenol (µg/L)	Carbon (organic, total) (µg/L)	Chromium VI (µg/L)	Chromium (total) (µg/L)	Iron Ferrous (µg/L)	Manganese (dissolved) (µg/L)	Manganese (total) (µg/L)	Molyb- denum (total) (µg/L)
MW-1	7/12/2004	--	ND<2	--	--	--	--	--	--	--	--	--	--
	7/28/2006	ND<10	ND<10	ND<10	ND<25	ND<25	--	--	--	--	--	--	--
	7/19/2007	ND<2.2	ND<2.2	ND<2.2	ND<5.5	ND<5.5	--	--	--	--	--	--	--
	7/3/2008	ND<20	ND<20	ND<20	ND<50	ND<50	--	--	--	--	--	--	--
	4/13/2009	--	--	--	--	--	26	ND<2.0	ND<3.0	280	160	200	8.6
MW-2	4/13/2009	--	--	--	--	--	4.4	ND<2.0	9.3	740	110	230	1.1
MW-3	4/13/2009	--	--	--	--	--	3.0	ND<2.0	14	1,800	2,800	2,500	4.7
MW-4	4/13/2009	--	--	--	--	--	1.9	ND<2.0	8.1	1,500	2,000	3,500	7.2
MW-5	4/13/2009	--	--	--	--	--	1.4	ND<2.0	19	ND<500	1.4	650	1.2
MW-6	4/13/2009	--	--	--	--	--	1.4	ND<2.0	32	ND<500	14	530	2.6
MW-7	4/13/2009	--	--	--	--	--	2.3	ND<2.0	100	3,200	960	2,300	1.1
MW-8	4/13/2009	--	--	--	--	--	0.48	ND<2.0	3.3	130	ND<1.0	47	1.2

NOTES:

µg/L = Micrograms per liter

-- = Not sampled

ID = Identification

ND<# = Analyte not detected at or above indicated practical quantitation limit

Table 8j
Historical Groundwater Analytical Results - Additional Analytes
76 Service Station No. 1156 (351645)
4276 MacArthur Boulevard
Oakland, California

WELL ID	DATE	Molybdenum (dissolved) (µg/L)	Selenium (total) (µg/L)	Selenium (dissolved) (µg/L)	Vanadium (total) (µg/L)	Vanadium (dissolved) (µg/L)	Bromate (µg/L)	Bromide (µg/L)	Chloride (µg/L)	Nitrogen as Nitrate (µg/L)	Sulfate (µg/L)	Alkalinity (total) (µg/L)	Specific Conductance (µg/L)
MW-1	4/13/2009	7.5	ND<2.0	ND<2.0	ND<3.0	ND<3.0	ND<25	0.77	23	ND<0.44	ND<1.0	390	750
MW-2	4/13/2009	ND<1.0	ND<2.0	ND<2.0	31	12	ND<25	0.40	25	0.85	14	350	688
MW-3	4/13/2009	3.7	ND<2.0	ND<2.0	22	ND<3.0	ND<25	0.41	30	2.9	16	360	681
MW-4	4/13/2009	6.4	ND<2.0	ND<2.0	13	3.4	ND<25	0.40	37	4.4	23	320	704
MW-5	4/13/2009	1.5	ND<2.0	ND<2.0	59	6.1	ND<25	0.71	68	5.7	26	350	860
MW-6	4/13/2009	2.9	ND<2.0	ND<2.0	80	5.2	ND<25	0.58	72	8.9	37	280	754
MW-7	4/13/2009	1.3	ND<2.0	ND<2.0	190	5.6	ND<25	0.50	37	ND<0.44	9.3	430	848
MW-8	4/13/2009	1.2	ND<2.0	ND<2.0	12	4.5	ND<25	ND<0.10	81	19	40	210	690

NOTES:

µg/L = Micrograms per liter

-- = Not sampled

ID = Identification

ND<# = Analyte not detected at or above indicated practical quantitation limit

Table 8k
Historical Groundwater Analytical Results - Additional Analytes
76 Service Station No. 1156 (351645)
4276 MacArthur Boulevard
Oakland, California

WELL ID	DATE	PRE-PURGE	POST-PURGE	PRE-PURGE	POST-PURGE
		DO (mg/L)	DO (mg/L)	ORP (mV)	ORP (mV)
MW-1	4/13/2009	0.75	--	-102	--
	7/23/2009	2.47	--	-23	--
	2/1/2010	1.18	0.81	-98	-108
	8/2/2010	0.72	0.59	-82	-97
MW-1B	11/1/2010	2.80	0.93	121	111
	1/31/2011	2.57	1.32	152	159
	4/26/2011	3.05	1.90	173	182
	1/23/2012	1.63	0.67	84	80
	7/24/2012	1.36	0.70	74	95
	2/8/2013	1.8	1.7	52	61
	7/10/2013	2.0	1.8	55	58
	1/16/2014	3.3	1.2	158	99
	1/27/2015	2.5	2.0	139	111
	1/20/2016	2.2	1.8	125	140
MW-2	4/13/2009	0.65	0.49	-27	-15
	7/23/2009	2.57	7.09	56	14
	2/1/2010	2.13	1.51	3	-14
	8/2/2010	0.97	0.62	-7	-12
MW-2B	11/1/2010	1.30	1.06	113	115
	1/31/2011	1.25	0.89	159	159
	4/26/2011	4.27	2.42	173	180
	1/23/2012	0.98	--	108	--
	7/24/2012	0.67	1.10	69	67
	2/8/2013	1.9	1.7	79	86
	7/10/2013	1.7	1.5	54	60
	1/16/2014	2.2	1.8	75	90
	1/27/2015	1.9	1.7	128	119
1/20/2016	1.9	1.6	70	86	
MW-3	4/13/2009	0.64	0.38	-89	-82
	7/23/2009	5.14	6.14	-22	-56
	2/1/2010	2.12	0.79	-63	-89
	8/2/2010	0.81	0.62	-77	-59
MW-3B	11/1/2010	1.89	0.60	125	117
	1/31/2011	0.88	0.66	161	100
	4/26/2011	1.44	0.92	169	115
	1/23/2012	0.83	0.31	84	-9
	7/24/2012	0.64	0.49	-14	-53
	2/8/2013	1.4	1.2	-36	-47
	7/10/2013	1.7	1.4	-29	-32

ATTACHMENT C

Laboratory Report and Chain-of-Custody Documentation





Date of Report: 01/20/2017

Samuel Miles

Arcadis

1100 Olive Way, Suite 800
Seattle, WA 98102

Client Project: 351645
BCL Project: 1156
BCL Work Order: 1701220
Invoice ID: B257453

Enclosed are the results of analyses for samples received by the laboratory on 1/12/2017. If you have any questions concerning this report, please feel free to contact me.

Sincerely,

Contact Person: Molly Meyers
Client Service Rep

Authorized Signature

Certifications: CA ELAP #1186; NV #CA00014; OR ELAP #4032-001; AK UST101

The results in this report apply to the samples analyzed in accordance with the chain of custody document. This analytical report must be reproduced in its entirety.

All results listed in this report are for the exclusive use of the submitting party. BC Laboratories, Inc. assumes no responsibility for report alteration, separation, detachment or third party interpretation.



Table of Contents

Sample Information

Case Narrative... 5
Chain of Custody and Cooler Receipt form... 6
Laboratory / Client Sample Cross Reference... 11

Sample Results

1701220-02 - MW-1B-W-170112
Volatile Organic Analysis (EPA Method 8260B)... 16
Purgeable Aromatics and Total Petroleum Hydrocarbons... 17
Total Petroleum Hydrocarbons (Silica Gel Treated)... 18
1701220-03 - MW-2B-W-170112
Volatile Organic Analysis (EPA Method 8260B)... 19
Purgeable Aromatics and Total Petroleum Hydrocarbons... 20
Total Petroleum Hydrocarbons (Silica Gel Treated)... 21
1701220-04 - MW-3B-W-170112
Volatile Organic Analysis (EPA Method 8260B)... 22
Purgeable Aromatics and Total Petroleum Hydrocarbons... 23
Total Petroleum Hydrocarbons (Silica Gel Treated)... 24
Gas Testing in Water... 25
Water Analysis (General Chemistry)... 26
Metals Analysis... 27
1701220-05 - MW-4B-W-170112
Volatile Organic Analysis (EPA Method 8260B)... 28
Purgeable Aromatics and Total Petroleum Hydrocarbons... 29
Total Petroleum Hydrocarbons (Silica Gel Treated)... 30
1701220-06 - MW-5-W-170112
Volatile Organic Analysis (EPA Method 8260B)... 31
Purgeable Aromatics and Total Petroleum Hydrocarbons... 32
Total Petroleum Hydrocarbons (Silica Gel Treated)... 33
1701220-07 - MW-7-W-170112
Volatile Organic Analysis (EPA Method 8260B)... 34
Purgeable Aromatics and Total Petroleum Hydrocarbons... 35
Total Petroleum Hydrocarbons (Silica Gel Treated)... 36
1701220-08 - MW-9A-W-170112
Volatile Organic Analysis (EPA Method 8260B)... 37
Purgeable Aromatics and Total Petroleum Hydrocarbons... 38
Total Petroleum Hydrocarbons (Silica Gel Treated)... 39
Gas Testing in Water... 40
Water Analysis (General Chemistry)... 41
Metals Analysis... 42
1701220-09 - MW-9B-W-170112
Volatile Organic Analysis (EPA Method 8260B)... 43
Purgeable Aromatics and Total Petroleum Hydrocarbons... 44
Total Petroleum Hydrocarbons (Silica Gel Treated)... 45
1701220-10 - MW-10A-W-170112
Volatile Organic Analysis (EPA Method 8260B)... 46
Purgeable Aromatics and Total Petroleum Hydrocarbons... 47
Total Petroleum Hydrocarbons (Silica Gel Treated)... 48
Gas Testing in Water... 49
Water Analysis (General Chemistry)... 50
Metals Analysis... 51
1701220-11 - MW-10B-W-170112
Volatile Organic Analysis (EPA Method 8260B)... 52
Purgeable Aromatics and Total Petroleum Hydrocarbons... 53
Total Petroleum Hydrocarbons (Silica Gel Treated)... 54

The results in this report apply to the samples analyzed in accordance with the chain of custody document. This analytical report must be reproduced in its entirety.

All results listed in this report are for the exclusive use of the submitting party. BC Laboratories, Inc. assumes no responsibility for report alteration, separation, detachment or third party interpretation.



Table of Contents

Gas Testing in Water... 55
Water Analysis (General Chemistry)... 56
Metals Analysis... 57
1701220-12 - MW-10S-W-170112
Volatile Organic Analysis (EPA Method 8260B)... 58
Purgeable Aromatics and Total Petroleum Hydrocarbons... 59
Total Petroleum Hydrocarbons (Silica Gel Treated)... 60
EPA Method 1664... 61
Gas Testing in Water... 62
Water Analysis (General Chemistry)... 63
Metals Analysis... 64
1701220-13 - MW-11A-W-170112
Volatile Organic Analysis (EPA Method 8260B)... 65
Purgeable Aromatics and Total Petroleum Hydrocarbons... 66
Total Petroleum Hydrocarbons (Silica Gel Treated)... 67
Gas Testing in Water... 68
Water Analysis (General Chemistry)... 69
Metals Analysis... 70
1701220-14 - MW-11B-W-170112
Volatile Organic Analysis (EPA Method 8260B)... 71
Purgeable Aromatics and Total Petroleum Hydrocarbons... 72
Total Petroleum Hydrocarbons (Silica Gel Treated)... 73
Gas Testing in Water... 74
Water Analysis (General Chemistry)... 75
Metals Analysis... 76
1701220-15 - MW-11S-W-170112
Volatile Organic Analysis (EPA Method 8260B)... 77
Purgeable Aromatics and Total Petroleum Hydrocarbons... 78
Total Petroleum Hydrocarbons (Silica Gel Treated)... 79
EPA Method 1664... 80
Gas Testing in Water... 81
Water Analysis (General Chemistry)... 82
Metals Analysis... 83

Quality Control Reports

Volatile Organic Analysis (EPA Method 8260B)
Method Blank Analysis... 84
Laboratory Control Sample... 85
Precision and Accuracy... 86
Purgeable Aromatics and Total Petroleum Hydrocarbons
Method Blank Analysis... 87
Laboratory Control Sample... 88
Precision and Accuracy... 89
Total Petroleum Hydrocarbons (Silica Gel Treated)
Method Blank Analysis... 90
Laboratory Control Sample... 91
Precision and Accuracy... 92
EPA Method 1664
Method Blank Analysis... 93
Laboratory Control Sample... 94
Precision and Accuracy... 95
Gas Testing in Water
Method Blank Analysis... 96
Laboratory Control Sample... 97
Water Analysis (General Chemistry)

The results in this report apply to the samples analyzed in accordance with the chain of custody document. This analytical report must be reproduced in its entirety.

All results listed in this report are for the exclusive use of the submitting party. BC Laboratories, Inc. assumes no responsibility for report alteration, separation, detachment or third party interpretation.



Table of Contents

Method Blank Analysis.....	98
Laboratory Control Sample.....	99
Precision and Accuracy.....	100
Metals Analysis	
Method Blank Analysis.....	101
Laboratory Control Sample.....	102
Precision and Accuracy.....	103
Notes	
Notes and Definitions.....	104



Case Narratives

Case Narrative for Work Order 1701220

No trip blanks received



COC 1 of 2

CHAIN OF CUSTODY FORM

Union Oil Company of California 6101 Bollinger Canyon Road San Ramon, CA 94583

Union Oil Site ID: 1156
 Site Global ID: T 01600102279
 Site Address: 4274 MACARTHUR BWP, OAKLAND, CA
 Union Oil PM: James P. Kienon
 Union Oil PM Phone No.: 925-842-3220
 Charge Code: NWRFB-0351645-d-LAB 17-01220
 This is a LEGAL document. ALL fields must be filled out CORRECTLY and COMPLETELY.

Union Oil Consultant: Arcadis
 Consultant Contact: Samuel Mills
 Consultant Phone No.: 206-726-480
 Sampling Company: Better Agr
 Sampled By (PRINT): Mike L. Frank T.
 Sampler Signature: [Signature]
 BC Laboratories, Inc.
 Project Manager: Molly Meyers
 4100 Atlas Court, Bakersfield, CA 93308
 Phone No. 661-327-4911

SAMPLE ID	Field Point Name	Matrix	Depth	Date (yyymmdd)	# of Containers	ANALYSES REQUIRED												Notes / Comments
						TPH - Diesel by EPA 8015 w/sgc	TPH - G by [redacted] (8015) n	BTEX/MTBE/OXYS by EPA 8260B	BTEX (821)	MTBE (820)	8oxys (820)	Nitrate/Sulfate (820)	Ferrous Iron (350) Fe (SM20)	Methane (821)	Dissolved Manganese	0.1% Grease (164)		
-1	QA	W-S-A		170112	2	X	X	X	X	X	X	X	X	X	X	X	LAB TO FULTON	
-2	MW-1B	W-S-A			8	X	X	X	X	X	X	X	X	X	X	X	DISSOLVED	
-3	MW-2B	W-S-A			8	X	X	X	X	X	X	X	X	X	X	X	MNAGUNJES	
-4	MW-3B	W-S-A			12	X	X	X	X	X	X	X	X	X	X	X		
-5	MW-4B	W-S-A			8	X	X	X	X	X	X	X	X	X	X	X		
-6	MW-5	W-S-A			8	X	X	X	X	X	X	X	X	X	X	X		
-7	MW-7	W-S-A			8	X	X	X	X	X	X	X	X	X	X	X		
-8	MW-9A	W-S-A			12	X	X	X	X	X	X	X	X	X	X	X		
-9	MW-9B	W-S-A			8	X	X	X	X	X	X	X	X	X	X	X		
-10	MW-10A	W-S-A			12	X	X	X	X	X	X	X	X	X	X	X		
-11	MW-10B	W-S-A			12	X	X	X	X	X	X	X	X	X	X	X		
-12	MW-10S	W-S-A			13	X	X	X	X	X	X	X	X	X	X	X		

Relinquished By: [Signature] Date / Time: 17-01-12 1535
 Relinquished By: [Signature] Date / Time: 17-01-17 1850
 Relinquished By: [Signature] Date / Time: 17-01-17 1850
 Relinquished By: [Signature] Date / Time: 17-01-17 1850

The results in this report apply to the samples analyzed in accordance with the chain of custody document. This analytical report must be reproduced in its entirety.

All results listed in this report are for the exclusive use of the submitting party. BC Laboratories, Inc. assumes no responsibility for report alteration, separation, detachment or third party interpretation.



Union Oil Company of California 6101 Bollinger Canyon Road San Ramon, CA 94583
Union Oil Consultant: **AUCORIS**
COC **2** of **2**

Union Oil Site ID: **1154**
 Site Global ID: **T0600102279**
 Site Address: **4276 MACARTHUR BLVD. DAKLAPD, CA**
 Union Oil PM: **JAMES P. WENGER**
 Union Oil PM Phone No: **(925) 942-3220**
 Charge Code: **NWRTB-0351645-0-LAB 17-01120**
 This is a LEGAL document. ALL fields must be filled out CORRECTLY and COMPLETELY.

Union Oil Consultant: **AUCORIS**
 Consultant Contact: **SAMUEL FUMES**
 Consultant Phone No: **(925) 721-4720**
 Sampling Company: **CESTERIA - RTA**
 Sampled By (PRINT): **FRANK E. MUKS L.**
 Sampler Signature:

BC Laboratories, Inc.
 Project Manager: **Molly Meyers**
 4100 Atlas Court, Bakersfield, CA 93308
 Phone No. 661-327-4911

SAMPLE ID	Field Point Name	Matrix	Depth	Date (yymmdd)	SAMPLE ID		TPH - Diesel by EPA 8015	TPH - G (8015)H	BTEX/MTB/OXYS by EPA 8260B	EPA 8260B Full set with OXYS	EPA 8260B	8015 (8260)	8015 (8260)	MTHYL SUCCATE (8260)	FENOLIC (8260)	METHYL SUCCATE (8260)	FENOLIC (8260)	METHYL SUCCATE (8260)	FENOLIC (8260)	ANALYSES REQUIRED	Notes / Comments	
					Sample Time	# of Containers																
13	MW-11A	W-S-A		17-1-12	1155	12	X	X	X	X	X	X	X	X	X	X	X	X	X	X	X	LAB TO PLUG
14	MW-11B	W-S-A			1245	12	X	X	X	X	X	X	X	X	X	X	X	X	X	X	X	DISSOLVED
15	MW-11S	W-S-A			1135	13	X	X	X	X	X	X	X	X	X	X	X	X	X	X	X	MANUALLY SAMPLED
		W-S-A																				
		W-S-A																				
		W-S-A																				
		W-S-A																				
		W-S-A																				
		W-S-A																				
		W-S-A																				
		W-S-A																				
		W-S-A																				
		W-S-A																				

SHORT HOLDING TIME
 O₂, NO₂, NO₃, SS
 DO, Cl₂, BOD, MBAS, COT

CHK BY: **DISTRIBUTION**
 SUB-OUT

Relinquished By: **Samuel Fumes** Company: **BCLAB** Date / Time: **1/12/17 18:50**
 Received By: **Samuel Fumes** Company: **BCLAB** Date / Time: **1/12/17 18:50**

The results in this report apply to the samples analyzed in accordance with the chain of custody document. This analytical report must be reproduced in its entirety. All results listed in this report are for the exclusive use of the submitting party. BC Laboratories, Inc. assumes no responsibility for report alteration, separation, detachment or third party interpretation.



BC LABORATORIES INC. COOLER RECEIPT FORM Page 1 of 3

Submission #: 17-01220

SHIPPING INFORMATION: Fed Ex UPS Ontrac Hand Delivery BC Lab Field Service Other (Specify) _____

SHIPPING CONTAINER: Ice Chest None Box Other (Specify) _____

FREE LIQUID: YES NO W / S

Refrigerant: Ice Blue Ice None Other Comments: _____

Custody Seals: Ice Chest Containers None Comments: _____

All samples received? Yes No All samples containers intact? Yes No Description(s) match COC? Yes No

COC Received: YES NO Emissivity: 0.97 Container: PE Thermometer ID: 207 Date/Time: 11/22/27 Analyst Init: GSP

Temperature: (A) 0.6 °C (C) 0.9 °C

SAMPLE CONTAINERS	SAMPLE NUMBERS									
	1	2	8	9	10	11	12	13	14	15
QT PE UNPRES			I		I	I	I	I	I	I
4oz / 8oz / 16oz PE UNPRES										
2oz Cr ⁶										
QT INORGANIC CHEMICAL METALS										
INORGANIC CHEMICAL METALS 4oz / 8oz / 16oz										
PT CYANIDE										
PT NITROGEN FORMS										
PT TOTAL SULFIDE										
2oz. NITRATE / NITRITE										
PT TOTAL ORGANIC CARBON										
PT CHEMICAL OXYGEN DEMAND										
PIA PHENOLICS										
40ml VOA VIAL TRAVEL BLANK										
40ml VOA VIAL	A-F	A-F	A-F	A-F	A-F	A-F	A-F	A-F	A-F	A-F
QT EPA 1664		X				K				K
PT ODOR										
RADIOLOGICAL										
BACTERIOLOGICAL										
40 ml VOA VIAL-504	RSE		GM		GM	GM	GM	GM	GM	GM
QT EPA 508/608/8080										
QT EPA 515.1/8150										
QT EPA 525										
QT EPA 525 TRAVEL BLANK										
40ml EPA 547										
40ml EPA 531.1										
8oz EPA 548										
QT EPA 549										
QT EPA 8015M	GM	GM						KL	KL	LM
QT EPA 8270										
8oz / 16oz / 32oz AMBER										
8oz / 16oz / 32oz JAR										
SOIL SLEEVE										
PCB VIAL										
PLASTIC BAG										
TEDLAR BAG										
FERROUS IRON	J		J	J	J	J	J	J	J	J
ENCORE										
SMART KIT										
SUMMA CANISTER										

Comments: 1 not received - no trip documents. M Date/Time: 11/21/17 1310 Rev 21 05/23/2016



BC LABORATORIES INC. COOLER RECEIPT FORM Page 2 of 3

Submission #: 17-01220

SHIPPING INFORMATION: Fed Ex UPS Ontrac Hand Delivery BC Lab Field Service Other (Specify) _____

SHIPPING CONTAINER: Ice Chest None Box Other (Specify) _____

FREE LIQUID: YES NO W/S

Refrigerant: Ice Blue Ice None Other Comments: _____

Custody Seals: Ice Chest Containers None Comments: _____

All samples received? Yes No All samples containers intact? Yes No Description(s) match COC? Yes No

COC Received: YES NO Emissivity: 0.98 Container: Amber Thermometer ID: 207 Date/Time: 11/22/27

Temperature: (A) 0.3 °C / (C) 0.4 °C Analyst Init: GSP

SAMPLE CONTAINERS	SAMPLE NUMBERS									
	1	2	3	4	5	6	7	8	9	10
QT PE UNPRES										
4oz / 8oz / 16oz PE UNPRES				F						
2oz Cr ⁶										
QT INORGANIC CHEMICAL METALS										
INORGANIC CHEMICAL METALS 4oz / 8oz / 16oz										
PT CYANIDE										
PT NITROGEN FORMS										
PT TOTAL SULFIDE										
2oz. NITRATE / NITRITE										
PT TOTAL ORGANIC CARBON										
PT CHEMICAL OXYGEN DEMAND										
PIA PHENOLICS										
40ml VOA VIAL TRAVEL BLANK				A.F.A.F	A.F.A.F	A.F				
40ml VOA VIAL										
QT EPA 1664										
PT ODOR										
RADIOLOGICAL										
BACTERIOLOGICAL										
40 ml VOA VIAL-604				GH						
QT EPA 508/608/8080										
QT EPA 515.1/8150										
QT EPA 525										
QT EPA 525 TRAVEL BLANK										
40ml EPA 547										
40ml EPA 531.1										
8oz EPA 548										
QT EPA 549										
QT EPA 8015M				GH	KL	GH	GH			
QT EPA 8270										
8oz / 16oz / 32oz AMBER										
8oz / 16oz / 32oz JAR										
SOIL SLEEVE										
PCB VIAL										
PLASTIC BAG										
TEDLAR BAG										
FERROUS IRON				J						
ENCORE										
SMART KIT										
SUMMA CANISTER										

Comments: _____ Date/Time: 11-17-27 79716 Rev 21 05/23/2016



BC LABORATORIES INC. COOLER RECEIPT FORM Page 3 of 3

Submission #: 17-01220

SHIPPING INFORMATION: Fed Ex UPS Ontrac Hand Delivery BC Lab Field Service Other (Specify) _____

SHIPPING CONTAINER: Ice Chest None Box Other (Specify) _____

FREE LIQUID: YES NO (W) / S

Refrigerant: Ice Blue Ice None Other Comments: _____

Custody Seals: Ice Chest Containers None Comments: _____

All samples received? Yes No All samples containers intact? Yes No Description(s) match COC? Yes No

COC Received: YES NO

Emissivity: 0.98 Container: Amber Thermometer ID: 207 Date/Time: 1/12/22 27

Temperature: (A) 0.1 °C / (C) 0.2 °C Analyst Init: GSP

SAMPLE CONTAINERS	SAMPLE NUMBERS									
	17	19	10	11	12	6	7	8	9	10
QT PE UNPRES										
4oz / 8oz / 16oz PE UNPRES										
2oz Cr ⁶										
QT INORGANIC CHEMICAL METALS										
INORGANIC CHEMICAL METALS 4oz / 8oz / 16oz										
PT CYANIDE										
PT NITROGEN FORMS										
PT TOTAL SULFIDE										
2oz. NITRATE / NITRITE										
PT TOTAL ORGANIC CARBON										
PT CHEMICAL OXYGEN DEMAND										
PIA PHENOLICS										
40ml VOA VIAL TRAVEL BLANK										
40ml VOA VIAL										
QT EPA 1664										
PT ODOR										
RADIOLOGICAL										
BACTERIOLOGICAL										
40 ml VOA VIAL - 504										
QT EPA 508/608/8080										
QT EPA 515.1/8150										
QT EPA 525										
QT EPA 525 TRAVEL BLANK										
40ml EPA 547										
40ml EPA 531.1										
8oz EPA 548										
QT EPA 549										
QT EPA 8015M										
QT EPA 8270										
8oz / 16oz / 32oz AMBER										
8oz / 16oz / 32oz JAR										
SOIL SLEEVE										
PCB VIAL										
PLASTIC BAG										
TEDLAR BAG										
FERROUS IRON										
ENCORE										
SMART KIT										
SUMMA CANISTER										

Comments: _____

Sample Numbering Completed By: M Date/Time: 1-12-22 2331 Rev 21 05/23/2016



Arcadis
1100 Olive Way, Suite 800
Seattle, WA 98102

Reported: 01/20/2017 9:10
Project: 1156
Project Number: 351645
Project Manager: Samuel Miles

Laboratory / Client Sample Cross Reference

Laboratory	Client Sample Information
------------	---------------------------

1701220-01	COC Number: --- Project Number: 1156 Sampling Location: --- Sampling Point: QA-W-170112 Sampled By: GRD	Receive Date: 01/12/2017 22:30 Sampling Date: 01/12/2017 00:00 Sample Depth: --- Lab Matrix: Water Sample Type: Blank Water Delivery Work Order: Global ID: T0600102279 Location ID (FieldPoint): QA Matrix: W Sample QC Type (SACode): CS Cooler ID:
-------------------	--------------------------------------------------------------------------------------------------------------------------------------------------------	------------------------------------------------------------------------------------------------------------------------------------------------------------------------------------------------------------------------------------------------------------------------------------------------------------------------

1701220-02	COC Number: --- Project Number: 1156 Sampling Location: --- Sampling Point: MW-1B-W-170112 Sampled By: GRD	Receive Date: 01/12/2017 22:30 Sampling Date: 01/12/2017 07:20 Sample Depth: --- Lab Matrix: Water Sample Type: Water Delivery Work Order: Global ID: T0600102279 Location ID (FieldPoint): MW-1B Matrix: W Sample QC Type (SACode): CS Cooler ID:
-------------------	-----------------------------------------------------------------------------------------------------------------------------------------------------------	---------------------------------------------------------------------------------------------------------------------------------------------------------------------------------------------------------------------------------------------------------------------------------------------------------------------

1701220-03	COC Number: --- Project Number: 1156 Sampling Location: --- Sampling Point: MW-2B-W-170112 Sampled By: GRD	Receive Date: 01/12/2017 22:30 Sampling Date: 01/12/2017 09:05 Sample Depth: --- Lab Matrix: Water Sample Type: Water Delivery Work Order: Global ID: T0600102279 Location ID (FieldPoint): MW-2B Matrix: W Sample QC Type (SACode): CS Cooler ID:
-------------------	-----------------------------------------------------------------------------------------------------------------------------------------------------------	---------------------------------------------------------------------------------------------------------------------------------------------------------------------------------------------------------------------------------------------------------------------------------------------------------------------

The results in this report apply to the samples analyzed in accordance with the chain of custody document. This analytical report must be reproduced in its entirety.

All results listed in this report are for the exclusive use of the submitting party. BC Laboratories, Inc. assumes no responsibility for report alteration, separation, detachment or third party interpretation.



Arcadis
1100 Olive Way, Suite 800
Seattle, WA 98102

Reported: 01/20/2017 9:10
Project: 1156
Project Number: 351645
Project Manager: Samuel Miles

Laboratory / Client Sample Cross Reference

Laboratory	Client Sample Information
------------	---------------------------

1701220-04	COC Number: --- Project Number: 1156 Sampling Location: --- Sampling Point: MW-3B-W-170112 Sampled By: GRD	Receive Date: 01/12/2017 22:30 Sampling Date: 01/12/2017 10:00 Sample Depth: --- Lab Matrix: Water Sample Type: Water Metal Analysis: 2-Lab Filtered and Acidified past 15 minute holding time Delivery Work Order: Global ID: T0600102279 Location ID (FieldPoint): MW-3B Matrix: W Sample QC Type (SACode): CS Cooler ID:
-------------------	-----------------------------------------------------------------------------------------------------------------------------------------------------------	-------------------------------------------------------------------------------------------------------------------------------------------------------------------------------------------------------------------------------------------------------------------------------------------------------------------------------------------------------------------------------------------------

1701220-05	COC Number: --- Project Number: 1156 Sampling Location: --- Sampling Point: MW-4B-W-170112 Sampled By: GRD	Receive Date: 01/12/2017 22:30 Sampling Date: 01/12/2017 08:10 Sample Depth: --- Lab Matrix: Water Sample Type: Water Delivery Work Order: Global ID: T0600102279 Location ID (FieldPoint): MW-4B Matrix: W Sample QC Type (SACode): CS Cooler ID:
-------------------	-----------------------------------------------------------------------------------------------------------------------------------------------------------	---------------------------------------------------------------------------------------------------------------------------------------------------------------------------------------------------------------------------------------------------------------------------------------------------------------------

1701220-06	COC Number: --- Project Number: 1156 Sampling Location: --- Sampling Point: MW-5-W-170112 Sampled By: GRD	Receive Date: 01/12/2017 22:30 Sampling Date: 01/12/2017 13:40 Sample Depth: --- Lab Matrix: Water Sample Type: Water Delivery Work Order: Global ID: T0600102279 Location ID (FieldPoint): MW-5 Matrix: W Sample QC Type (SACode): CS Cooler ID:
-------------------	----------------------------------------------------------------------------------------------------------------------------------------------------------	--------------------------------------------------------------------------------------------------------------------------------------------------------------------------------------------------------------------------------------------------------------------------------------------------------------------

The results in this report apply to the samples analyzed in accordance with the chain of custody document. This analytical report must be reproduced in its entirety.

All results listed in this report are for the exclusive use of the submitting party. BC Laboratories, Inc. assumes no responsibility for report alteration, separation, detachment or third party interpretation.



Arcadis
1100 Olive Way, Suite 800
Seattle, WA 98102

Reported: 01/20/2017 9:10
Project: 1156
Project Number: 351645
Project Manager: Samuel Miles

Laboratory / Client Sample Cross Reference

Laboratory	Client Sample Information
------------	---------------------------

1701220-07	COC Number: --- Project Number: 1156 Sampling Location: --- Sampling Point: MW-7-W-170112 Sampled By: GRD	Receive Date: 01/12/2017 22:30 Sampling Date: 01/12/2017 08:20 Sample Depth: --- Lab Matrix: Water Sample Type: Water Delivery Work Order: Global ID: T0600102279 Location ID (FieldPoint): MW-7 Matrix: W Sample QC Type (SACode): CS Cooler ID:
-------------------	----------------------------------------------------------------------------------------------------------------------------------------------------------	--------------------------------------------------------------------------------------------------------------------------------------------------------------------------------------------------------------------------------------------------------------------------------------------------------------------

1701220-08	COC Number: --- Project Number: 1156 Sampling Location: --- Sampling Point: MW-9A-W-170112 Sampled By: GRD	Receive Date: 01/12/2017 22:30 Sampling Date: 01/12/2017 09:10 Sample Depth: --- Lab Matrix: Water Sample Type: Water Metal Analysis: 2-Lab Filtered and Acidified past 15 minute holding time Delivery Work Order: Global ID: T0600102279 Location ID (FieldPoint): MW-9A Matrix: W Sample QC Type (SACode): CS Cooler ID:
-------------------	-----------------------------------------------------------------------------------------------------------------------------------------------------------	----------------------------------------------------------------------------------------------------------------------------------------------------------------------------------------------------------------------------------------------------------------------------------------------------------------------------------------------------------------------------------------------------

1701220-09	COC Number: --- Project Number: 1156 Sampling Location: --- Sampling Point: MW-9B-W-170112 Sampled By: GRD	Receive Date: 01/12/2017 22:30 Sampling Date: 01/12/2017 10:00 Sample Depth: --- Lab Matrix: Water Sample Type: Water Delivery Work Order: Global ID: T0600102279 Location ID (FieldPoint): MW-9B Matrix: W Sample QC Type (SACode): CS Cooler ID:
-------------------	-----------------------------------------------------------------------------------------------------------------------------------------------------------	---------------------------------------------------------------------------------------------------------------------------------------------------------------------------------------------------------------------------------------------------------------------------------------------------------------------

The results in this report apply to the samples analyzed in accordance with the chain of custody document. This analytical report must be reproduced in its entirety.

All results listed in this report are for the exclusive use of the submitting party. BC Laboratories, Inc. assumes no responsibility for report alteration, separation, detachment or third party interpretation.



Arcadis
1100 Olive Way, Suite 800
Seattle, WA 98102

Reported: 01/20/2017 9:10
Project: 1156
Project Number: 351645
Project Manager: Samuel Miles

Laboratory / Client Sample Cross Reference

Laboratory	Client Sample Information
------------	---------------------------

1701220-10	COC Number: --- Project Number: 1156 Sampling Location: --- Sampling Point: MW-10A-W-170112 Sampled By: GRD	Receive Date: 01/12/2017 22:30 Sampling Date: 01/12/2017 12:30 Sample Depth: --- Lab Matrix: Water Sample Type: Water Metal Analysis: 2-Lab Filtered and Acidified past 15 minute holding time Delivery Work Order: Global ID: T0600102279 Location ID (FieldPoint): MW-10A Matrix: W Sample QC Type (SACode): CS Cooler ID:
-------------------	------------------------------------------------------------------------------------------------------------------------------------------------------------	--------------------------------------------------------------------------------------------------------------------------------------------------------------------------------------------------------------------------------------------------------------------------------------------------------------------------------------------------------------------------------------------------

1701220-11	COC Number: --- Project Number: 1156 Sampling Location: --- Sampling Point: MW-10B-W-170112 Sampled By: GRD	Receive Date: 01/12/2017 22:30 Sampling Date: 01/12/2017 11:40 Sample Depth: --- Lab Matrix: Water Sample Type: Water Metal Analysis: 2-Lab Filtered and Acidified past 15 minute holding time Delivery Work Order: Global ID: T0600102279 Location ID (FieldPoint): MW-10B Matrix: W Sample QC Type (SACode): CS Cooler ID:
-------------------	------------------------------------------------------------------------------------------------------------------------------------------------------------	--------------------------------------------------------------------------------------------------------------------------------------------------------------------------------------------------------------------------------------------------------------------------------------------------------------------------------------------------------------------------------------------------

1701220-12	COC Number: --- Project Number: 1156 Sampling Location: --- Sampling Point: MW-10S-W-170112 Sampled By: GRD	Receive Date: 01/12/2017 22:30 Sampling Date: 01/12/2017 13:00 Sample Depth: --- Lab Matrix: Water Sample Type: Water Metal Analysis: 2-Lab Filtered and Acidified past 15 minute holding time Delivery Work Order: Global ID: T0600102279 Location ID (FieldPoint): MW-10S Matrix: W Sample QC Type (SACode): CS Cooler ID:
-------------------	------------------------------------------------------------------------------------------------------------------------------------------------------------	--------------------------------------------------------------------------------------------------------------------------------------------------------------------------------------------------------------------------------------------------------------------------------------------------------------------------------------------------------------------------------------------------

The results in this report apply to the samples analyzed in accordance with the chain of custody document. This analytical report must be reproduced in its entirety.

All results listed in this report are for the exclusive use of the submitting party. BC Laboratories, Inc. assumes no responsibility for report alteration, separation, detachment or third party interpretation.



Arcadis
1100 Olive Way, Suite 800
Seattle, WA 98102

Reported: 01/20/2017 9:10
Project: 1156
Project Number: 351645
Project Manager: Samuel Miles

Laboratory / Client Sample Cross Reference

Laboratory	Client Sample Information
------------	---------------------------

1701220-13	COC Number: --- Project Number: 1156 Sampling Location: --- Sampling Point: MW-11A-W-170112 Sampled By: GRD	Receive Date: 01/12/2017 22:30 Sampling Date: 01/12/2017 11:55 Sample Depth: --- Lab Matrix: Water Sample Type: Water Metal Analysis: 2-Lab Filtered and Acidified past 15 minute holding time Delivery Work Order: Global ID: T0600102279 Location ID (FieldPoint): MW-11A Matrix: W Sample QC Type (SACode): CS Cooler ID:
-------------------	------------------------------------------------------------------------------------------------------------------------------------------------------------	--------------------------------------------------------------------------------------------------------------------------------------------------------------------------------------------------------------------------------------------------------------------------------------------------------------------------------------------------------------------------------------------------

1701220-14	COC Number: --- Project Number: 1156 Sampling Location: --- Sampling Point: MW-11B-W-170112 Sampled By: GRD	Receive Date: 01/12/2017 22:30 Sampling Date: 01/12/2017 12:45 Sample Depth: --- Lab Matrix: Water Sample Type: Water Metal Analysis: 2-Lab Filtered and Acidified past 15 minute holding time Delivery Work Order: Global ID: T0600102279 Location ID (FieldPoint): MW-11B Matrix: W Sample QC Type (SACode): CS Cooler ID:
-------------------	------------------------------------------------------------------------------------------------------------------------------------------------------------	--------------------------------------------------------------------------------------------------------------------------------------------------------------------------------------------------------------------------------------------------------------------------------------------------------------------------------------------------------------------------------------------------

1701220-15	COC Number: --- Project Number: 1156 Sampling Location: --- Sampling Point: MW-11S-W-170112 Sampled By: GRD	Receive Date: 01/12/2017 22:30 Sampling Date: 01/12/2017 11:35 Sample Depth: --- Lab Matrix: Water Sample Type: Water Metal Analysis: 2-Lab Filtered and Acidified past 15 minute holding time Delivery Work Order: Global ID: T0600102279 Location ID (FieldPoint): MW-11S Matrix: W Sample QC Type (SACode): CS Cooler ID:
-------------------	------------------------------------------------------------------------------------------------------------------------------------------------------------	--------------------------------------------------------------------------------------------------------------------------------------------------------------------------------------------------------------------------------------------------------------------------------------------------------------------------------------------------------------------------------------------------

The results in this report apply to the samples analyzed in accordance with the chain of custody document. This analytical report must be reproduced in its entirety.

All results listed in this report are for the exclusive use of the submitting party. BC Laboratories, Inc. assumes no responsibility for report alteration, separation, detachment or third party interpretation.



Arcadis
1100 Olive Way, Suite 800
Seattle, WA 98102

Reported: 01/20/2017 9:10
Project: 1156
Project Number: 351645
Project Manager: Samuel Miles

Volatile Organic Analysis (EPA Method 8260B)

BCL Sample ID: 1701220-02	Client Sample Name: 1156, MW-1B-W-170112, 1/12/2017 7:20:00AM
----------------------------------	----------------------------------------------------------------------

Constituent	Result	Units	PQL	MDL	Method	MB Bias	Lab Quals	Run #
1,2-Dibromoethane	ND	ug/L	0.50		EPA-8260B	ND		1
1,2-Dichloroethane	ND	ug/L	0.50		EPA-8260B	ND		1
Methyl t-butyl ether	2.4	ug/L	0.50		EPA-8260B	ND		1
t-Amyl Methyl ether	ND	ug/L	0.50		EPA-8260B	ND		1
t-Butyl alcohol	ND	ug/L	10		EPA-8260B	ND		1
Diisopropyl ether	ND	ug/L	0.50		EPA-8260B	ND		1
Ethanol	ND	ug/L	250		EPA-8260B	ND		1
Ethyl t-butyl ether	ND	ug/L	0.50		EPA-8260B	ND		1
1,2-Dichloroethane-d4 (Surrogate)	109	%	75 - 125 (LCL - UCL)		EPA-8260B			1
Toluene-d8 (Surrogate)	96.1	%	80 - 120 (LCL - UCL)		EPA-8260B			1
4-Bromofluorobenzene (Surrogate)	103	%	80 - 120 (LCL - UCL)		EPA-8260B			1

Run #	Method	Prep Date	Run		Analyst	Instrument	Dilution	QC
			Date/Time					Batch ID
1	EPA-8260B	01/16/17	01/16/17	16:49	IO1	MS-V12	1	B[A0839

The results in this report apply to the samples analyzed in accordance with the chain of custody document. This analytical report must be reproduced in its entirety.

All results listed in this report are for the exclusive use of the submitting party. BC Laboratories, Inc. assumes no responsibility for report alteration, separation, detachment or third party interpretation.



Arcadis
1100 Olive Way, Suite 800
Seattle, WA 98102

Reported: 01/20/2017 9:10
Project: 1156
Project Number: 351645
Project Manager: Samuel Miles

Purgeable Aromatics and Total Petroleum Hydrocarbons

BCL Sample ID: 1701220-02	Client Sample Name: 1156, MW-1B-W-170112, 1/12/2017 7:20:00AM
----------------------------------	----------------------------------------------------------------------

Constituent	Result	Units	PQL	MDL	Method	MB Bias	Lab Quals	Run #
Benzene	ND	ug/L	0.30		EPA-8020	ND		1
Toluene	ND	ug/L	0.30		EPA-8020	ND		1
Ethylbenzene	ND	ug/L	0.30		EPA-8020	ND		1
Total Xylenes	ND	ug/L	0.60		EPA-8020	ND		1
Gasoline Range Organics (C4 - C12)	ND	ug/L	50		EPA-8015B	ND		2
a,a,a-Trifluorotoluene (PID Surrogate)	84.6	%	70 - 130 (LCL - UCL)		EPA-8020			1
a,a,a-Trifluorotoluene (FID Surrogate)	91.1	%	70 - 130 (LCL - UCL)		EPA-8015B			2

Run #	Method	Prep Date	Run Date/Time	Analyst	Instrument	Dilution	QC Batch ID
1	EPA-8020	01/13/17	01/13/17 09:18	AKM	GC-V9	1	B[A0726
2	EPA-8015B	01/13/17	01/13/17 09:18	AKM	GC-V9	1	B[A0726

The results in this report apply to the samples analyzed in accordance with the chain of custody document. This analytical report must be reproduced in its entirety.

All results listed in this report are for the exclusive use of the submitting party. BC Laboratories, Inc. assumes no responsibility for report alteration, separation, detachment or third party interpretation.



Arcadis
1100 Olive Way, Suite 800
Seattle, WA 98102

Reported: 01/20/2017 9:10
Project: 1156
Project Number: 351645
Project Manager: Samuel Miles

Total Petroleum Hydrocarbons (Silica Gel Treated)

BCL Sample ID: 1701220-02	Client Sample Name: 1156, MW-1B-W-170112, 1/12/2017 7:20:00AM
----------------------------------	----------------------------------------------------------------------

Constituent	Result	Units	PQL	MDL	Method	MB Bias	Lab Quals	Run #
Diesel Range Organics (C12 - C24)	ND	ug/L	40		EPA-8015B/TPH d	ND		1
Tetracosane (Surrogate)	54.1	%	40 - 140 (LCL - UCL)		EPA-8015B/TPH d			1
Capric acid (Reverse Surrogate)	0	%	0 - 1 (LCL - UCL)		EPA-8015B/TPH d			1

Run #	Method	Prep Date	Run Date/Time	Analyst	Instrument	Dilution	QC Batch ID
1	EPA-8015B/TPHd	01/17/17	01/18/17 17:34	RSM	GC-5	1	B[A1402

The results in this report apply to the samples analyzed in accordance with the chain of custody document. This analytical report must be reproduced in its entirety.

All results listed in this report are for the exclusive use of the submitting party. BC Laboratories, Inc. assumes no responsibility for report alteration, separation, detachment or third party interpretation.



Arcadis
1100 Olive Way, Suite 800
Seattle, WA 98102

Reported: 01/20/2017 9:10
Project: 1156
Project Number: 351645
Project Manager: Samuel Miles

Volatile Organic Analysis (EPA Method 8260B)

BCL Sample ID: 1701220-03	Client Sample Name: 1156, MW-2B-W-170112, 1/12/2017 9:05:00AM
----------------------------------	----------------------------------------------------------------------

Constituent	Result	Units	PQL	MDL	Method	MB Bias	Lab Quals	Run #
1,2-Dibromoethane	ND	ug/L	0.50		EPA-8260B	ND		1
1,2-Dichloroethane	ND	ug/L	0.50		EPA-8260B	ND		1
Methyl t-butyl ether	5.6	ug/L	0.50		EPA-8260B	ND		1
t-Amyl Methyl ether	ND	ug/L	0.50		EPA-8260B	ND		1
t-Butyl alcohol	ND	ug/L	10		EPA-8260B	ND		1
Diisopropyl ether	ND	ug/L	0.50		EPA-8260B	ND		1
Ethanol	ND	ug/L	250		EPA-8260B	ND		1
Ethyl t-butyl ether	ND	ug/L	0.50		EPA-8260B	ND		1
1,2-Dichloroethane-d4 (Surrogate)	111	%	75 - 125 (LCL - UCL)		EPA-8260B			1
Toluene-d8 (Surrogate)	95.6	%	80 - 120 (LCL - UCL)		EPA-8260B			1
4-Bromofluorobenzene (Surrogate)	103	%	80 - 120 (LCL - UCL)		EPA-8260B			1

Run #	Method	Prep Date	Run		Analyst	Instrument	Dilution	QC
			Date/Time					Batch ID
1	EPA-8260B	01/16/17	01/16/17	17:06	IO1	MS-V12	1	B[A0839

The results in this report apply to the samples analyzed in accordance with the chain of custody document. This analytical report must be reproduced in its entirety.

All results listed in this report are for the exclusive use of the submitting party. BC Laboratories, Inc. assumes no responsibility for report alteration, separation, detachment or third party interpretation.



Arcadis
1100 Olive Way, Suite 800
Seattle, WA 98102

Reported: 01/20/2017 9:10
Project: 1156
Project Number: 351645
Project Manager: Samuel Miles

Purgeable Aromatics and Total Petroleum Hydrocarbons

BCL Sample ID: 1701220-03	Client Sample Name: 1156, MW-2B-W-170112, 1/12/2017 9:05:00AM
----------------------------------	----------------------------------------------------------------------

Constituent	Result	Units	PQL	MDL	Method	MB Bias	Lab Quals	Run #
Benzene	ND	ug/L	0.30		EPA-8020	ND		1
Toluene	ND	ug/L	0.30		EPA-8020	ND		1
Ethylbenzene	ND	ug/L	0.30		EPA-8020	ND		1
Total Xylenes	ND	ug/L	0.60		EPA-8020	ND		1
Gasoline Range Organics (C4 - C12)	ND	ug/L	50		EPA-8015B	ND		2
a,a,a-Trifluorotoluene (PID Surrogate)	84.1	%	70 - 130 (LCL - UCL)		EPA-8020			1
a,a,a-Trifluorotoluene (FID Surrogate)	91.7	%	70 - 130 (LCL - UCL)		EPA-8015B			2

Run #	Method	Prep Date	Run Date/Time	Analyst	Instrument	Dilution	QC Batch ID
1	EPA-8020	01/13/17	01/13/17 09:39	AKM	GC-V9	1	B[A0726
2	EPA-8015B	01/13/17	01/13/17 09:39	AKM	GC-V9	1	B[A0726

The results in this report apply to the samples analyzed in accordance with the chain of custody document. This analytical report must be reproduced in its entirety.

All results listed in this report are for the exclusive use of the submitting party. BC Laboratories, Inc. assumes no responsibility for report alteration, separation, detachment or third party interpretation.



Arcadis
1100 Olive Way, Suite 800
Seattle, WA 98102

Reported: 01/20/2017 9:10
Project: 1156
Project Number: 351645
Project Manager: Samuel Miles

Total Petroleum Hydrocarbons (Silica Gel Treated)

BCL Sample ID: 1701220-03	Client Sample Name: 1156, MW-2B-W-170112, 1/12/2017 9:05:00AM
----------------------------------	----------------------------------------------------------------------

Constituent	Result	Units	PQL	MDL	Method	MB Bias	Lab Quals	Run #
Diesel Range Organics (C12 - C24)	ND	ug/L	40		EPA-8015B/TPH d	ND		1
Tetracosane (Surrogate)	57.5	%	40 - 140 (LCL - UCL)		EPA-8015B/TPH d			1
Capric acid (Reverse Surrogate)	0	%	0 - 1 (LCL - UCL)		EPA-8015B/TPH d			1

Run #	Method	Prep Date	Run Date/Time	Analyst	Instrument	Dilution	QC Batch ID
1	EPA-8015B/TPHd	01/17/17	01/18/17 17:48	RSM	GC-5	1	B[A1402

The results in this report apply to the samples analyzed in accordance with the chain of custody document. This analytical report must be reproduced in its entirety.

All results listed in this report are for the exclusive use of the submitting party. BC Laboratories, Inc. assumes no responsibility for report alteration, separation, detachment or third party interpretation.



Arcadis
1100 Olive Way, Suite 800
Seattle, WA 98102

Reported: 01/20/2017 9:10
Project: 1156
Project Number: 351645
Project Manager: Samuel Miles

Volatile Organic Analysis (EPA Method 8260B)

BCL Sample ID: 1701220-04	Client Sample Name: 1156, MW-3B-W-170112, 1/12/2017 10:00:00AM
----------------------------------	-----------------------------------------------------------------------

Constituent	Result	Units	PQL	MDL	Method	MB Bias	Lab Quals	Run #
1,2-Dibromoethane	ND	ug/L	5.0		EPA-8260B	ND	A01	1
1,2-Dichloroethane	ND	ug/L	5.0		EPA-8260B	ND	A01	1
Methyl t-butyl ether	9.2	ug/L	5.0		EPA-8260B	ND	A01	1
t-Amyl Methyl ether	ND	ug/L	5.0		EPA-8260B	ND	A01	1
t-Butyl alcohol	ND	ug/L	100		EPA-8260B	ND	A01	1
Diisopropyl ether	ND	ug/L	5.0		EPA-8260B	ND	A01	1
Ethanol	ND	ug/L	2500		EPA-8260B	ND	A01	1
Ethyl t-butyl ether	ND	ug/L	5.0		EPA-8260B	ND	A01	1
1,2-Dichloroethane-d4 (Surrogate)	115	%	75 - 125 (LCL - UCL)		EPA-8260B			1
Toluene-d8 (Surrogate)	101	%	80 - 120 (LCL - UCL)		EPA-8260B			1
4-Bromofluorobenzene (Surrogate)	99.1	%	80 - 120 (LCL - UCL)		EPA-8260B			1

Run #	Method	Prep Date	Run		Analyst	Instrument	Dilution	QC
			Date/Time					Batch ID
1	EPA-8260B	01/16/17	01/16/17	19:28	IO1	MS-V12	10	B[A0839

The results in this report apply to the samples analyzed in accordance with the chain of custody document. This analytical report must be reproduced in its entirety.

All results listed in this report are for the exclusive use of the submitting party. BC Laboratories, Inc. assumes no responsibility for report alteration, separation, detachment or third party interpretation.



Arcadis
1100 Olive Way, Suite 800
Seattle, WA 98102

Reported: 01/20/2017 9:10
Project: 1156
Project Number: 351645
Project Manager: Samuel Miles

Purgeable Aromatics and Total Petroleum Hydrocarbons

BCL Sample ID: 1701220-04		Client Sample Name: 1156, MW-3B-W-170112, 1/12/2017 10:00:00AM						
Constituent	Result	Units	PQL	MDL	Method	MB Bias	Lab Quals	Run #
Benzene	230	ug/L	6.0		EPA-8020	ND	A01	1
Toluene	200	ug/L	6.0		EPA-8020	ND	A01	1
Ethylbenzene	560	ug/L	6.0		EPA-8020	ND	A01	1
Total Xylenes	590	ug/L	12		EPA-8020	ND	A01	1
Gasoline Range Organics (C4 - C12)	7800	ug/L	1000		EPA-8015B	ND	A01	2
a,a,a-Trifluorotoluene (PID Surrogate)	81.5	%	70 - 130 (LCL - UCL)		EPA-8020			1
a,a,a-Trifluorotoluene (FID Surrogate)	91.1	%	70 - 130 (LCL - UCL)		EPA-8015B			2

Run #	Method	Prep Date	Run Date/Time	Analyst	Instrument	Dilution	QC Batch ID
1	EPA-8020	01/13/17	01/13/17 12:24	AKM	GC-V9	20	B[A0726
2	EPA-8015B	01/13/17	01/13/17 12:24	AKM	GC-V9	20	B[A0726

The results in this report apply to the samples analyzed in accordance with the chain of custody document. This analytical report must be reproduced in its entirety.

All results listed in this report are for the exclusive use of the submitting party. BC Laboratories, Inc. assumes no responsibility for report alteration, separation, detachment or third party interpretation.



Arcadis
1100 Olive Way, Suite 800
Seattle, WA 98102

Reported: 01/20/2017 9:10
Project: 1156
Project Number: 351645
Project Manager: Samuel Miles

Total Petroleum Hydrocarbons (Silica Gel Treated)

BCL Sample ID: 1701220-04	Client Sample Name: 1156, MW-3B-W-170112, 1/12/2017 10:00:00AM							
Constituent	Result	Units	PQL	MDL	Method	MB Bias	Lab Quals	Run #
Diesel Range Organics (C12 - C24)	1200	ug/L	200		EPA-8015B/TPH d	ND	A01,A52	1
Tetracosane (Surrogate)	66.0	%	40 - 140 (LCL - UCL)		EPA-8015B/TPH d			1
Capric acid (Reverse Surrogate)	0	%	0 - 1 (LCL - UCL)		EPA-8015B/TPH d			1

Run #	Method	Prep Date	Run Date/Time	Analyst	Instrument	Dilution	QC Batch ID
1	EPA-8015B/TPHd	01/17/17	01/18/17 18:30	RSM	GC-5	5	B[A1402

The results in this report apply to the samples analyzed in accordance with the chain of custody document. This analytical report must be reproduced in its entirety.

All results listed in this report are for the exclusive use of the submitting party. BC Laboratories, Inc. assumes no responsibility for report alteration, separation, detachment or third party interpretation.



Arcadis
1100 Olive Way, Suite 800
Seattle, WA 98102

Reported: 01/20/2017 9:10
Project: 1156
Project Number: 351645
Project Manager: Samuel Miles

Gas Testing in Water

BCL Sample ID: 1701220-04	Client Sample Name: 1156, MW-3B-W-170112, 1/12/2017 10:00:00AM
----------------------------------	-----------------------------------------------------------------------

Constituent	Result	Units	PQL	MDL	Method	MB Bias	Lab Quals	Run #
Methane	3.8	mg/L	0.010		RSK-175M	ND	A01	1

Run #	Method	Prep Date	Run Date/Time	Analyst	Instrument	Dilution	QC Batch ID
1	RSK-175M	01/18/17	01/18/17 12:55	JH2	GC-V1	10	B[A1311

The results in this report apply to the samples analyzed in accordance with the chain of custody document. This analytical report must be reproduced in its entirety.

All results listed in this report are for the exclusive use of the submitting party. BC Laboratories, Inc. assumes no responsibility for report alteration, separation, detachment or third party interpretation.



Arcadis
1100 Olive Way, Suite 800
Seattle, WA 98102

Reported: 01/20/2017 9:10
Project: 1156
Project Number: 351645
Project Manager: Samuel Miles

Water Analysis (General Chemistry)

BCL Sample ID: 1701220-04	Client Sample Name: 1156, MW-3B-W-170112, 1/12/2017 10:00:00AM
----------------------------------	-----------------------------------------------------------------------

Constituent	Result	Units	PQL	MDL	Method	MB Bias	Lab Quals	Run #
Nitrate as NO3	ND	mg/L	0.44		EPA-300.0	ND		1
Sulfate	ND	mg/L	1.0		EPA-300.0	ND		1
Iron (II) Species	3500	ug/L	100		SM-3500-FeD	ND		2

Run #	Method	Prep Date	Run		Analyst	Instrument	Dilution	QC
			Date/Time					Batch ID
1	EPA-300.0	01/13/17	01/13/17	10:15	OLH	IC5	1	B[A0997
2	SM-3500-FeD	01/19/17	01/19/17	12:53	RCC	KONE-1	1	B[A1478

The results in this report apply to the samples analyzed in accordance with the chain of custody document. This analytical report must be reproduced in its entirety.

All results listed in this report are for the exclusive use of the submitting party. BC Laboratories, Inc. assumes no responsibility for report alteration, separation, detachment or third party interpretation.



Arcadis
1100 Olive Way, Suite 800
Seattle, WA 98102

Reported: 01/20/2017 9:10
Project: 1156
Project Number: 351645
Project Manager: Samuel Miles

Metals Analysis

BCL Sample ID: 1701220-04	Client Sample Name: 1156, MW-3B-W-170112, 1/12/2017 10:00:00AM
----------------------------------	-----------------------------------------------------------------------

Constituent	Result	Units	PQL	MDL	Method	MB Bias	Lab Quals	Run #
Dissolved Manganese	3300	ug/L	2.0		EPA-200.8	ND	A07	1

Run #	Method	Prep Date	Run Date/Time	Analyst	Instrument	Dilution	QC Batch ID
1	EPA-200.8	01/13/17	01/17/17 10:48	ARD	PE-EL2	2	B[A1067

The results in this report apply to the samples analyzed in accordance with the chain of custody document. This analytical report must be reproduced in its entirety.

All results listed in this report are for the exclusive use of the submitting party. BC Laboratories, Inc. assumes no responsibility for report alteration, separation, detachment or third party interpretation.



Arcadis
1100 Olive Way, Suite 800
Seattle, WA 98102

Reported: 01/20/2017 9:10
Project: 1156
Project Number: 351645
Project Manager: Samuel Miles

Volatile Organic Analysis (EPA Method 8260B)

BCL Sample ID: 1701220-05	Client Sample Name: 1156, MW-4B-W-170112, 1/12/2017 8:10:00AM
----------------------------------	----------------------------------------------------------------------

Constituent	Result	Units	PQL	MDL	Method	MB Bias	Lab Quals	Run #
1,2-Dibromoethane	ND	ug/L	0.50		EPA-8260B	ND		1
1,2-Dichloroethane	ND	ug/L	0.50		EPA-8260B	ND		1
Methyl t-butyl ether	1.7	ug/L	0.50		EPA-8260B	ND		1
t-Amyl Methyl ether	ND	ug/L	0.50		EPA-8260B	ND		1
t-Butyl alcohol	ND	ug/L	10		EPA-8260B	ND		1
Diisopropyl ether	ND	ug/L	0.50		EPA-8260B	ND		1
Ethanol	ND	ug/L	250		EPA-8260B	ND		1
Ethyl t-butyl ether	ND	ug/L	0.50		EPA-8260B	ND		1
1,2-Dichloroethane-d4 (Surrogate)	112	%	75 - 125 (LCL - UCL)		EPA-8260B			1
Toluene-d8 (Surrogate)	99.5	%	80 - 120 (LCL - UCL)		EPA-8260B			1
4-Bromofluorobenzene (Surrogate)	102	%	80 - 120 (LCL - UCL)		EPA-8260B			1

Run #	Method	Prep Date	Run Date/Time	Analyst	Instrument	Dilution	QC Batch ID
1	EPA-8260B	01/16/17	01/16/17 17:24	IO1	MS-V12	1	B[A0839

The results in this report apply to the samples analyzed in accordance with the chain of custody document. This analytical report must be reproduced in its entirety.

All results listed in this report are for the exclusive use of the submitting party. BC Laboratories, Inc. assumes no responsibility for report alteration, separation, detachment or third party interpretation.



Arcadis
1100 Olive Way, Suite 800
Seattle, WA 98102

Reported: 01/20/2017 9:10
Project: 1156
Project Number: 351645
Project Manager: Samuel Miles

Purgeable Aromatics and Total Petroleum Hydrocarbons

BCL Sample ID: 1701220-05	Client Sample Name: 1156, MW-4B-W-170112, 1/12/2017 8:10:00AM
----------------------------------	----------------------------------------------------------------------

Constituent	Result	Units	PQL	MDL	Method	MB Bias	Lab Quals	Run #
Benzene	ND	ug/L	0.30		EPA-8020	ND		1
Toluene	ND	ug/L	0.30		EPA-8020	ND		1
Ethylbenzene	ND	ug/L	0.30		EPA-8020	ND		1
Total Xylenes	ND	ug/L	0.60		EPA-8020	ND		1
Gasoline Range Organics (C4 - C12)	ND	ug/L	50		EPA-8015B	ND		2
a,a,a-Trifluorotoluene (PID Surrogate)	83.0	%	70 - 130 (LCL - UCL)		EPA-8020			1
a,a,a-Trifluorotoluene (FID Surrogate)	85.1	%	70 - 130 (LCL - UCL)		EPA-8015B			2

Run #	Method	Prep Date	Run Date/Time	Analyst	Instrument	Dilution	QC Batch ID
1	EPA-8020	01/13/17	01/13/17 09:59	AKM	GC-V9	1	B[A0726
2	EPA-8015B	01/13/17	01/13/17 09:59	AKM	GC-V9	1	B[A0726

The results in this report apply to the samples analyzed in accordance with the chain of custody document. This analytical report must be reproduced in its entirety.

All results listed in this report are for the exclusive use of the submitting party. BC Laboratories, Inc. assumes no responsibility for report alteration, separation, detachment or third party interpretation.



Arcadis
1100 Olive Way, Suite 800
Seattle, WA 98102

Reported: 01/20/2017 9:10
Project: 1156
Project Number: 351645
Project Manager: Samuel Miles

Total Petroleum Hydrocarbons (Silica Gel Treated)

BCL Sample ID: 1701220-05	Client Sample Name: 1156, MW-4B-W-170112, 1/12/2017 8:10:00AM							
Constituent	Result	Units	PQL	MDL	Method	MB Bias	Lab Quals	Run #
Diesel Range Organics (C12 - C24)	ND	ug/L	40		EPA-8015B/TPH d	ND		1
Tetracosane (Surrogate)	62.7	%	40 - 140 (LCL - UCL)		EPA-8015B/TPH d			1
Capric acid (Reverse Surrogate)	0	%	0 - 1 (LCL - UCL)		EPA-8015B/TPH d			1

Run #	Method	Prep Date	Run Date/Time	Analyst	Instrument	Dilution	QC Batch ID
1	EPA-8015B/TPHd	01/17/17	01/18/17 14:57	RSM	GC-5	1	B[A1402

The results in this report apply to the samples analyzed in accordance with the chain of custody document. This analytical report must be reproduced in its entirety.

All results listed in this report are for the exclusive use of the submitting party. BC Laboratories, Inc. assumes no responsibility for report alteration, separation, detachment or third party interpretation.



Arcadis
1100 Olive Way, Suite 800
Seattle, WA 98102

Reported: 01/20/2017 9:10
Project: 1156
Project Number: 351645
Project Manager: Samuel Miles

Volatile Organic Analysis (EPA Method 8260B)

BCL Sample ID: 1701220-06	Client Sample Name: 1156, MW-5-W-170112, 1/12/2017 1:40:00PM
----------------------------------	---------------------------------------------------------------------

Constituent	Result	Units	PQL	MDL	Method	MB Bias	Lab Quals	Run #
1,2-Dibromoethane	ND	ug/L	0.50		EPA-8260B	ND		1
1,2-Dichloroethane	ND	ug/L	0.50		EPA-8260B	ND		1
Methyl t-butyl ether	4.3	ug/L	0.50		EPA-8260B	ND		1
t-Amyl Methyl ether	ND	ug/L	0.50		EPA-8260B	ND		1
t-Butyl alcohol	ND	ug/L	10		EPA-8260B	ND		1
Diisopropyl ether	ND	ug/L	0.50		EPA-8260B	ND		1
Ethanol	ND	ug/L	250		EPA-8260B	ND		1
Ethyl t-butyl ether	ND	ug/L	0.50		EPA-8260B	ND		1
1,2-Dichloroethane-d4 (Surrogate)	111	%	75 - 125 (LCL - UCL)		EPA-8260B			1
Toluene-d8 (Surrogate)	97.0	%	80 - 120 (LCL - UCL)		EPA-8260B			1
4-Bromofluorobenzene (Surrogate)	105	%	80 - 120 (LCL - UCL)		EPA-8260B			1

Run #	Method	Prep Date	Run Date/Time	Analyst	Instrument	Dilution	QC Batch ID
1	EPA-8260B	01/16/17	01/16/17 17:41	IO1	MS-V12	1	B[A0790

The results in this report apply to the samples analyzed in accordance with the chain of custody document. This analytical report must be reproduced in its entirety.

All results listed in this report are for the exclusive use of the submitting party. BC Laboratories, Inc. assumes no responsibility for report alteration, separation, detachment or third party interpretation.



Arcadis
1100 Olive Way, Suite 800
Seattle, WA 98102

Reported: 01/20/2017 9:10
Project: 1156
Project Number: 351645
Project Manager: Samuel Miles

Purgeable Aromatics and Total Petroleum Hydrocarbons

BCL Sample ID: 1701220-06	Client Sample Name: 1156, MW-5-W-170112, 1/12/2017 1:40:00PM
----------------------------------	---------------------------------------------------------------------

Constituent	Result	Units	PQL	MDL	Method	MB Bias	Lab Quals	Run #
Benzene	ND	ug/L	0.30		EPA-8020	ND		1
Toluene	ND	ug/L	0.30		EPA-8020	ND		1
Ethylbenzene	ND	ug/L	0.30		EPA-8020	ND		1
Total Xylenes	ND	ug/L	0.60		EPA-8020	ND		1
Gasoline Range Organics (C4 - C12)	ND	ug/L	50		EPA-8015B	ND		2
a,a,a-Trifluorotoluene (PID Surrogate)	82.6	%	70 - 130 (LCL - UCL)		EPA-8020			1
a,a,a-Trifluorotoluene (FID Surrogate)	91.3	%	70 - 130 (LCL - UCL)		EPA-8015B			2

Run #	Method	Prep Date	Run Date/Time	Analyst	Instrument	Dilution	QC Batch ID
1	EPA-8020	01/13/17	01/13/17 10:19	AKM	GC-V9	1	B[A0726
2	EPA-8015B	01/13/17	01/13/17 10:19	AKM	GC-V9	1	B[A0726

The results in this report apply to the samples analyzed in accordance with the chain of custody document. This analytical report must be reproduced in its entirety.

All results listed in this report are for the exclusive use of the submitting party. BC Laboratories, Inc. assumes no responsibility for report alteration, separation, detachment or third party interpretation.



Arcadis
1100 Olive Way, Suite 800
Seattle, WA 98102

Reported: 01/20/2017 9:10
Project: 1156
Project Number: 351645
Project Manager: Samuel Miles

Total Petroleum Hydrocarbons (Silica Gel Treated)

BCL Sample ID: 1701220-06	Client Sample Name: 1156, MW-5-W-170112, 1/12/2017 1:40:00PM							
Constituent	Result	Units	PQL	MDL	Method	MB Bias	Lab Quals	Run #
Diesel Range Organics (C12 - C24)	ND	ug/L	40		EPA-8015B/TPH d	ND		1
Tetracosane (Surrogate)	73.7	%	40 - 140 (LCL - UCL)		EPA-8015B/TPH d			1
Capric acid (Reverse Surrogate)	0	%	0 - 1 (LCL - UCL)		EPA-8015B/TPH d			1

Run #	Method	Prep Date	Run Date/Time	Analyst	Instrument	Dilution	QC Batch ID
1	EPA-8015B/TPHd	01/17/17	01/18/17 15:13	RSM	GC-5	1	B[A1402

The results in this report apply to the samples analyzed in accordance with the chain of custody document. This analytical report must be reproduced in its entirety.

All results listed in this report are for the exclusive use of the submitting party. BC Laboratories, Inc. assumes no responsibility for report alteration, separation, detachment or third party interpretation.



Arcadis
1100 Olive Way, Suite 800
Seattle, WA 98102

Reported: 01/20/2017 9:10
Project: 1156
Project Number: 351645
Project Manager: Samuel Miles

Volatile Organic Analysis (EPA Method 8260B)

BCL Sample ID: 1701220-07	Client Sample Name: 1156, MW-7-W-170112, 1/12/2017 8:20:00AM
----------------------------------	---------------------------------------------------------------------

Constituent	Result	Units	PQL	MDL	Method	MB Bias	Lab Quals	Run #
1,2-Dibromoethane	ND	ug/L	0.50		EPA-8260B	ND		1
1,2-Dichloroethane	ND	ug/L	0.50		EPA-8260B	ND		1
Methyl t-butyl ether	2.1	ug/L	0.50		EPA-8260B	ND		1
t-Amyl Methyl ether	ND	ug/L	0.50		EPA-8260B	ND		1
t-Butyl alcohol	ND	ug/L	10		EPA-8260B	ND		1
Diisopropyl ether	ND	ug/L	0.50		EPA-8260B	ND		1
Ethanol	ND	ug/L	250		EPA-8260B	ND		1
Ethyl t-butyl ether	ND	ug/L	0.50		EPA-8260B	ND		1
1,2-Dichloroethane-d4 (Surrogate)	111	%	75 - 125 (LCL - UCL)		EPA-8260B			1
Toluene-d8 (Surrogate)	96.0	%	80 - 120 (LCL - UCL)		EPA-8260B			1
4-Bromofluorobenzene (Surrogate)	105	%	80 - 120 (LCL - UCL)		EPA-8260B			1

Run #	Method	Prep Date	Run		Instrument	Dilution	QC
			Date/Time	Analyst			Batch ID
1	EPA-8260B	01/16/17	01/16/17 17:59	IO1	MS-V12	1	B[A0790

The results in this report apply to the samples analyzed in accordance with the chain of custody document. This analytical report must be reproduced in its entirety.

All results listed in this report are for the exclusive use of the submitting party. BC Laboratories, Inc. assumes no responsibility for report alteration, separation, detachment or third party interpretation.



Arcadis
1100 Olive Way, Suite 800
Seattle, WA 98102

Reported: 01/20/2017 9:10
Project: 1156
Project Number: 351645
Project Manager: Samuel Miles

Purgeable Aromatics and Total Petroleum Hydrocarbons

BCL Sample ID: 1701220-07	Client Sample Name: 1156, MW-7-W-170112, 1/12/2017 8:20:00AM
----------------------------------	---------------------------------------------------------------------

Constituent	Result	Units	PQL	MDL	Method	MB Bias	Lab Quals	Run #
Benzene	ND	ug/L	0.30		EPA-8020	ND		1
Toluene	ND	ug/L	0.30		EPA-8020	ND		1
Ethylbenzene	ND	ug/L	0.30		EPA-8020	ND		1
Total Xylenes	ND	ug/L	0.60		EPA-8020	ND		1
Gasoline Range Organics (C4 - C12)	ND	ug/L	50		EPA-8015B	ND		2
a,a,a-Trifluorotoluene (PID Surrogate)	82.3	%	70 - 130 (LCL - UCL)		EPA-8020			1
a,a,a-Trifluorotoluene (FID Surrogate)	91.9	%	70 - 130 (LCL - UCL)		EPA-8015B			2

Run #	Method	Prep Date	Run Date/Time	Analyst	Instrument	Dilution	QC Batch ID
1	EPA-8020	01/13/17	01/13/17 10:40	AKM	GC-V9	1	B[A0726
2	EPA-8015B	01/13/17	01/13/17 10:40	AKM	GC-V9	1	B[A0726

The results in this report apply to the samples analyzed in accordance with the chain of custody document. This analytical report must be reproduced in its entirety.

All results listed in this report are for the exclusive use of the submitting party. BC Laboratories, Inc. assumes no responsibility for report alteration, separation, detachment or third party interpretation.



Arcadis
1100 Olive Way, Suite 800
Seattle, WA 98102

Reported: 01/20/2017 9:10
Project: 1156
Project Number: 351645
Project Manager: Samuel Miles

Total Petroleum Hydrocarbons (Silica Gel Treated)

BCL Sample ID: 1701220-07	Client Sample Name: 1156, MW-7-W-170112, 1/12/2017 8:20:00AM
----------------------------------	---------------------------------------------------------------------

Constituent	Result	Units	PQL	MDL	Method	MB Bias	Lab Quals	Run #
Diesel Range Organics (C12 - C24)	ND	ug/L	40		EPA-8015B/TPH d	ND		1
Tetracosane (Surrogate)	69.2	%	40 - 140 (LCL - UCL)		EPA-8015B/TPH d			1
Capric acid (Reverse Surrogate)	0	%	0 - 1 (LCL - UCL)		EPA-8015B/TPH d			1

Run #	Method	Prep Date	Run Date/Time	Analyst	Instrument	Dilution	QC Batch ID
1	EPA-8015B/TPHd	01/17/17	01/18/17 15:27	RSM	GC-5	1	B[A1402

The results in this report apply to the samples analyzed in accordance with the chain of custody document. This analytical report must be reproduced in its entirety.

All results listed in this report are for the exclusive use of the submitting party. BC Laboratories, Inc. assumes no responsibility for report alteration, separation, detachment or third party interpretation.



Arcadis
1100 Olive Way, Suite 800
Seattle, WA 98102

Reported: 01/20/2017 9:10
Project: 1156
Project Number: 351645
Project Manager: Samuel Miles

Volatile Organic Analysis (EPA Method 8260B)

BCL Sample ID: 1701220-08	Client Sample Name: 1156, MW-9A-W-170112, 1/12/2017 9:10:00AM
----------------------------------	----------------------------------------------------------------------

Constituent	Result	Units	PQL	MDL	Method	MB Bias	Lab Quals	Run #
1,2-Dibromoethane	ND	ug/L	5.0		EPA-8260B	ND	A01	1
1,2-Dichloroethane	ND	ug/L	5.0		EPA-8260B	ND	A01	1
Methyl t-butyl ether	84	ug/L	5.0		EPA-8260B	ND	A01	1
t-Amyl Methyl ether	ND	ug/L	5.0		EPA-8260B	ND	A01	1
t-Butyl alcohol	2100	ug/L	100		EPA-8260B	ND	A01	1
Diisopropyl ether	ND	ug/L	5.0		EPA-8260B	ND	A01	1
Ethanol	ND	ug/L	2500		EPA-8260B	ND	A01	1
Ethyl t-butyl ether	ND	ug/L	5.0		EPA-8260B	ND	A01	1
1,2-Dichloroethane-d4 (Surrogate)	96.0	%	75 - 125 (LCL - UCL)		EPA-8260B			1
Toluene-d8 (Surrogate)	104	%	80 - 120 (LCL - UCL)		EPA-8260B			1
4-Bromofluorobenzene (Surrogate)	104	%	80 - 120 (LCL - UCL)		EPA-8260B			1

Run #	Method	Prep Date	Run		Analyst	Instrument	Dilution	QC
			Date/Time					Batch ID
1	EPA-8260B	01/16/17	01/16/17	19:46	IO1	MS-V12	10	B[A0790

The results in this report apply to the samples analyzed in accordance with the chain of custody document. This analytical report must be reproduced in its entirety.

All results listed in this report are for the exclusive use of the submitting party. BC Laboratories, Inc. assumes no responsibility for report alteration, separation, detachment or third party interpretation.



Arcadis
1100 Olive Way, Suite 800
Seattle, WA 98102

Reported: 01/20/2017 9:10
Project: 1156
Project Number: 351645
Project Manager: Samuel Miles

Purgeable Aromatics and Total Petroleum Hydrocarbons

BCL Sample ID: 1701220-08	Client Sample Name: 1156, MW-9A-W-170112, 1/12/2017 9:10:00AM
----------------------------------	----------------------------------------------------------------------

Constituent	Result	Units	PQL	MDL	Method	MB Bias	Lab Quals	Run #
Benzene	1700	ug/L	15		EPA-8020	ND	A01	1
Toluene	22	ug/L	6.0		EPA-8020	ND	A01	2
Ethylbenzene	81	ug/L	6.0		EPA-8020	ND	A01	2
Total Xylenes	27	ug/L	12		EPA-8020	ND	A01	2
Gasoline Range Organics (C4 - C12)	9600	ug/L	1000		EPA-8015B	ND	A01	3
a,a,a-Trifluorotoluene (PID Surrogate)	102	%	70 - 130 (LCL - UCL)		EPA-8020			1
a,a,a-Trifluorotoluene (PID Surrogate)	80.7	%	70 - 130 (LCL - UCL)		EPA-8020			2
a,a,a-Trifluorotoluene (FID Surrogate)	85.2	%	70 - 130 (LCL - UCL)		EPA-8015B			3

Run #	Method	Prep Date	Run		Instrument	Dilution	QC
			Date/Time	Analyst			Batch ID
1	EPA-8020	01/16/17	01/16/17 11:29	AKM	GC-V9	50	B[A0726
2	EPA-8020	01/13/17	01/13/17 14:07	AKM	GC-V9	20	B[A0726
3	EPA-8015B	01/13/17	01/13/17 14:07	AKM	GC-V9	20	B[A0726

The results in this report apply to the samples analyzed in accordance with the chain of custody document. This analytical report must be reproduced in its entirety.

All results listed in this report are for the exclusive use of the submitting party. BC Laboratories, Inc. assumes no responsibility for report alteration, separation, detachment or third party interpretation.



Arcadis
1100 Olive Way, Suite 800
Seattle, WA 98102

Reported: 01/20/2017 9:10
Project: 1156
Project Number: 351645
Project Manager: Samuel Miles

Total Petroleum Hydrocarbons (Silica Gel Treated)

BCL Sample ID: 1701220-08	Client Sample Name: 1156, MW-9A-W-170112, 1/12/2017 9:10:00AM							
Constituent	Result	Units	PQL	MDL	Method	MB Bias	Lab Quals	Run #
Diesel Range Organics (C12 - C24)	660	ug/L	40		EPA-8015B/TPH d	ND	A52	1
Tetracosane (Surrogate)	74.1	%	40 - 140 (LCL - UCL)		EPA-8015B/TPH d			1
Capric acid (Reverse Surrogate)	0	%	0 - 1 (LCL - UCL)		EPA-8015B/TPH d			1

Run #	Method	Prep Date	Run Date/Time	Analyst	Instrument	Dilution	QC Batch ID
1	EPA-8015B/TPHd	01/17/17	01/18/17 13:59	RSM	GC-5	1	B[A1402

The results in this report apply to the samples analyzed in accordance with the chain of custody document. This analytical report must be reproduced in its entirety.

All results listed in this report are for the exclusive use of the submitting party. BC Laboratories, Inc. assumes no responsibility for report alteration, separation, detachment or third party interpretation.



Arcadis
1100 Olive Way, Suite 800
Seattle, WA 98102

Reported: 01/20/2017 9:10
Project: 1156
Project Number: 351645
Project Manager: Samuel Miles

Gas Testing in Water

BCL Sample ID: 1701220-08	Client Sample Name: 1156, MW-9A-W-170112, 1/12/2017 9:10:00AM
----------------------------------	----------------------------------------------------------------------

Constituent	Result	Units	PQL	MDL	Method	MB Bias	Lab Quals	Run #
Methane	0.38	mg/L	0.010		RSK-175M	ND	A01	1

Run #	Method	Prep Date	Run Date/Time	Analyst	Instrument	Dilution	QC Batch ID
1	RSK-175M	01/18/17	01/18/17 13:00	JH2	GC-V1	10	B[A1311

The results in this report apply to the samples analyzed in accordance with the chain of custody document. This analytical report must be reproduced in its entirety.

All results listed in this report are for the exclusive use of the submitting party. BC Laboratories, Inc. assumes no responsibility for report alteration, separation, detachment or third party interpretation.



Arcadis
1100 Olive Way, Suite 800
Seattle, WA 98102

Reported: 01/20/2017 9:10
Project: 1156
Project Number: 351645
Project Manager: Samuel Miles

Water Analysis (General Chemistry)

BCL Sample ID: 1701220-08	Client Sample Name: 1156, MW-9A-W-170112, 1/12/2017 9:10:00AM
----------------------------------	----------------------------------------------------------------------

Constituent	Result	Units	PQL	MDL	Method	MB Bias	Lab Quals	Run #
Nitrate as NO3	ND	mg/L	0.44		EPA-300.0	ND		1
Sulfate	ND	mg/L	1.0		EPA-300.0	ND		1
Iron (II) Species	11000	ug/L	1000		SM-3500-FeD	ND	A07	2

Run #	Method	Prep Date	Run Date/Time	Analyst	Instrument	Dilution	QC Batch ID
1	EPA-300.0	01/13/17	01/13/17 16:33	JSW	IC5	1	B[A0997
2	SM-3500-FeD	01/19/17	01/19/17 13:09	RCC	KONE-1	10	B[A1478

The results in this report apply to the samples analyzed in accordance with the chain of custody document. This analytical report must be reproduced in its entirety.

All results listed in this report are for the exclusive use of the submitting party. BC Laboratories, Inc. assumes no responsibility for report alteration, separation, detachment or third party interpretation.



Arcadis
1100 Olive Way, Suite 800
Seattle, WA 98102

Reported: 01/20/2017 9:10
Project: 1156
Project Number: 351645
Project Manager: Samuel Miles

Metals Analysis

BCL Sample ID: 1701220-08	Client Sample Name: 1156, MW-9A-W-170112, 1/12/2017 9:10:00AM
----------------------------------	----------------------------------------------------------------------

Constituent	Result	Units	PQL	MDL	Method	MB Bias	Lab Quals	Run #
Dissolved Manganese	920	ug/L	1.0		EPA-200.8	ND		1

Run #	Method	Prep Date	Run Date/Time	Analyst	Instrument	Dilution	QC Batch ID
1	EPA-200.8	01/13/17	01/16/17 19:24	ARD	PE-EL2	1	B[A1067

The results in this report apply to the samples analyzed in accordance with the chain of custody document. This analytical report must be reproduced in its entirety.

All results listed in this report are for the exclusive use of the submitting party. BC Laboratories, Inc. assumes no responsibility for report alteration, separation, detachment or third party interpretation.



Arcadis
1100 Olive Way, Suite 800
Seattle, WA 98102

Reported: 01/20/2017 9:10
Project: 1156
Project Number: 351645
Project Manager: Samuel Miles

Volatile Organic Analysis (EPA Method 8260B)

BCL Sample ID: 1701220-09	Client Sample Name: 1156, MW-9B-W-170112, 1/12/2017 10:00:00AM
----------------------------------	-----------------------------------------------------------------------

Constituent	Result	Units	PQL	MDL	Method	MB Bias	Lab Quals	Run #
1,2-Dibromoethane	ND	ug/L	0.50		EPA-8260B	ND		1
1,2-Dichloroethane	ND	ug/L	0.50		EPA-8260B	ND		1
Methyl t-butyl ether	9.0	ug/L	0.50		EPA-8260B	ND		1
t-Amyl Methyl ether	ND	ug/L	0.50		EPA-8260B	ND		1
t-Butyl alcohol	ND	ug/L	10		EPA-8260B	ND		1
Diisopropyl ether	ND	ug/L	0.50		EPA-8260B	ND		1
Ethanol	ND	ug/L	250		EPA-8260B	ND		1
Ethyl t-butyl ether	ND	ug/L	0.50		EPA-8260B	ND		1
1,2-Dichloroethane-d4 (Surrogate)	109	%	75 - 125 (LCL - UCL)		EPA-8260B			1
Toluene-d8 (Surrogate)	93.9	%	80 - 120 (LCL - UCL)		EPA-8260B			1
4-Bromofluorobenzene (Surrogate)	105	%	80 - 120 (LCL - UCL)		EPA-8260B			1

Run #	Method	Prep Date	Run		Analyst	Instrument	Dilution	QC
			Date/Time					Batch ID
1	EPA-8260B	01/16/17	01/16/17	18:17	IO1	MS-V12	1	B[A0790

The results in this report apply to the samples analyzed in accordance with the chain of custody document. This analytical report must be reproduced in its entirety.

All results listed in this report are for the exclusive use of the submitting party. BC Laboratories, Inc. assumes no responsibility for report alteration, separation, detachment or third party interpretation.



Arcadis
1100 Olive Way, Suite 800
Seattle, WA 98102

Reported: 01/20/2017 9:10
Project: 1156
Project Number: 351645
Project Manager: Samuel Miles

Purgeable Aromatics and Total Petroleum Hydrocarbons

BCL Sample ID: 1701220-09	Client Sample Name: 1156, MW-9B-W-170112, 1/12/2017 10:00:00AM							
Constituent	Result	Units	PQL	MDL	Method	MB Bias	Lab Quals	Run #
Benzene	ND	ug/L	0.30		EPA-8020	ND		1
Toluene	ND	ug/L	0.30		EPA-8020	ND		1
Ethylbenzene	ND	ug/L	0.30		EPA-8020	ND		1
Total Xylenes	ND	ug/L	0.60		EPA-8020	ND		1
Gasoline Range Organics (C4 - C12)	ND	ug/L	50		EPA-8015B	ND		2
a,a,a-Trifluorotoluene (PID Surrogate)	81.9	%	70 - 130 (LCL - UCL)		EPA-8020			1
a,a,a-Trifluorotoluene (FID Surrogate)	90.9	%	70 - 130 (LCL - UCL)		EPA-8015B			2

Run #	Method	Prep Date	Run Date/Time	Analyst	Instrument	Dilution	QC Batch ID
1	EPA-8020	01/13/17	01/13/17 11:00	AKM	GC-V9	1	B[A0726
2	EPA-8015B	01/13/17	01/13/17 11:00	AKM	GC-V9	1	B[A0726

The results in this report apply to the samples analyzed in accordance with the chain of custody document. This analytical report must be reproduced in its entirety.

All results listed in this report are for the exclusive use of the submitting party. BC Laboratories, Inc. assumes no responsibility for report alteration, separation, detachment or third party interpretation.



Arcadis
1100 Olive Way, Suite 800
Seattle, WA 98102

Reported: 01/20/2017 9:10
Project: 1156
Project Number: 351645
Project Manager: Samuel Miles

Total Petroleum Hydrocarbons (Silica Gel Treated)

BCL Sample ID: 1701220-09	Client Sample Name: 1156, MW-9B-W-170112, 1/12/2017 10:00:00AM
----------------------------------	-----------------------------------------------------------------------

Constituent	Result	Units	PQL	MDL	Method	MB Bias	Lab Quals	Run #
Diesel Range Organics (C12 - C24)	ND	ug/L	40		EPA-8015B/TPH d	ND		1
Tetracosane (Surrogate)	63.3	%	40 - 140 (LCL - UCL)		EPA-8015B/TPH d			1
Capric acid (Reverse Surrogate)	0	%	0 - 1 (LCL - UCL)		EPA-8015B/TPH d			1

Run #	Method	Prep Date	Run Date/Time	Analyst	Instrument	Dilution	QC Batch ID
1	EPA-8015B/TPHd	01/17/17	01/18/17 15:41	RSM	GC-5	1	B[A1402

The results in this report apply to the samples analyzed in accordance with the chain of custody document. This analytical report must be reproduced in its entirety.

All results listed in this report are for the exclusive use of the submitting party. BC Laboratories, Inc. assumes no responsibility for report alteration, separation, detachment or third party interpretation.



Arcadis
1100 Olive Way, Suite 800
Seattle, WA 98102

Reported: 01/20/2017 9:10
Project: 1156
Project Number: 351645
Project Manager: Samuel Miles

Volatile Organic Analysis (EPA Method 8260B)

BCL Sample ID: 1701220-10	Client Sample Name: 1156, MW-10A-W-170112, 1/12/2017 12:30:00PM
----------------------------------	------------------------------------------------------------------------

Constituent	Result	Units	PQL	MDL	Method	MB Bias	Lab Quals	Run #
1,2-Dibromoethane	ND	ug/L	10		EPA-8260B	ND	A01	1
1,2-Dichloroethane	ND	ug/L	10		EPA-8260B	ND	A01	1
Methyl t-butyl ether	410	ug/L	10		EPA-8260B	ND	A01	1
t-Amyl Methyl ether	ND	ug/L	10		EPA-8260B	ND	A01	1
t-Butyl alcohol	2300	ug/L	200		EPA-8260B	ND	A01	1
Diisopropyl ether	ND	ug/L	10		EPA-8260B	ND	A01	1
Ethanol	ND	ug/L	5000		EPA-8260B	ND	A01	1
Ethyl t-butyl ether	ND	ug/L	10		EPA-8260B	ND	A01	1
1,2-Dichloroethane-d4 (Surrogate)	89.5	%	75 - 125 (LCL - UCL)		EPA-8260B			1
Toluene-d8 (Surrogate)	104	%	80 - 120 (LCL - UCL)		EPA-8260B			1
4-Bromofluorobenzene (Surrogate)	106	%	80 - 120 (LCL - UCL)		EPA-8260B			1

Run #	Method	Prep Date	Run Date/Time	Analyst	Instrument	Dilution	QC Batch ID
1	EPA-8260B	01/16/17	01/16/17 20:03	IO1	MS-V12	20	B[A0790

The results in this report apply to the samples analyzed in accordance with the chain of custody document. This analytical report must be reproduced in its entirety.

All results listed in this report are for the exclusive use of the submitting party. BC Laboratories, Inc. assumes no responsibility for report alteration, separation, detachment or third party interpretation.



Arcadis
1100 Olive Way, Suite 800
Seattle, WA 98102

Reported: 01/20/2017 9:10
Project: 1156
Project Number: 351645
Project Manager: Samuel Miles

Purgeable Aromatics and Total Petroleum Hydrocarbons

BCL Sample ID: 1701220-10	Client Sample Name: 1156, MW-10A-W-170112, 1/12/2017 12:30:00PM
----------------------------------	------------------------------------------------------------------------

Constituent	Result	Units	PQL	MDL	Method	MB Bias	Lab Quals	Run #
Benzene	4400	ug/L	30		EPA-8020	ND	A01	1
Toluene	230	ug/L	6.0		EPA-8020	ND	A01	2
Ethylbenzene	1000	ug/L	6.0		EPA-8020	ND	A01	2
Total Xylenes	1300	ug/L	12		EPA-8020	ND	A01	2
Gasoline Range Organics (C4 - C12)	30000	ug/L	1000		EPA-8015B	ND	A01	3
a,a,a-Trifluorotoluene (PID Surrogate)	93.0	%	70 - 130 (LCL - UCL)		EPA-8020			1
a,a,a-Trifluorotoluene (PID Surrogate)	81.5	%	70 - 130 (LCL - UCL)		EPA-8020			2
a,a,a-Trifluorotoluene (FID Surrogate)	88.6	%	70 - 130 (LCL - UCL)		EPA-8015B			3

Run #	Method	Prep Date	Run		Instrument	Dilution	QC
			Date/Time	Analyst			Batch ID
1	EPA-8020	01/16/17	01/16/17 11:49	AKM	GC-V9	100	B[A0726
2	EPA-8020	01/13/17	01/13/17 14:27	AKM	GC-V9	20	B[A0726
3	EPA-8015B	01/13/17	01/13/17 14:27	AKM	GC-V9	20	B[A0726

The results in this report apply to the samples analyzed in accordance with the chain of custody document. This analytical report must be reproduced in its entirety.

All results listed in this report are for the exclusive use of the submitting party. BC Laboratories, Inc. assumes no responsibility for report alteration, separation, detachment or third party interpretation.



Arcadis
1100 Olive Way, Suite 800
Seattle, WA 98102

Reported: 01/20/2017 9:10
Project: 1156
Project Number: 351645
Project Manager: Samuel Miles

Total Petroleum Hydrocarbons (Silica Gel Treated)

BCL Sample ID: 1701220-10	Client Sample Name: 1156, MW-10A-W-170112, 1/12/2017 12:30:00PM
----------------------------------	------------------------------------------------------------------------

Constituent	Result	Units	PQL	MDL	Method	MB Bias	Lab Quals	Run #
Diesel Range Organics (C12 - C24)	2200	ug/L	200		EPA-8015B/TPH d	ND	A01,A52	1
Tetracosane (Surrogate)	62.8	%	40 - 140 (LCL - UCL)		EPA-8015B/TPH d			1
Capric acid (Reverse Surrogate)	0	%	0 - 1 (LCL - UCL)		EPA-8015B/TPH d			1

Run #	Method	Prep Date	Run Date/Time	Analyst	Instrument	Dilution	QC Batch ID
1	EPA-8015B/TPHd	01/17/17	01/18/17 19:54	RSM	GC-5	5	B[A1402

The results in this report apply to the samples analyzed in accordance with the chain of custody document. This analytical report must be reproduced in its entirety.

All results listed in this report are for the exclusive use of the submitting party. BC Laboratories, Inc. assumes no responsibility for report alteration, separation, detachment or third party interpretation.



Arcadis
1100 Olive Way, Suite 800
Seattle, WA 98102

Reported: 01/20/2017 9:10
Project: 1156
Project Number: 351645
Project Manager: Samuel Miles

Gas Testing in Water

BCL Sample ID: 1701220-10	Client Sample Name: 1156, MW-10A-W-170112, 1/12/2017 12:30:00PM
----------------------------------	------------------------------------------------------------------------

Constituent	Result	Units	PQL	MDL	Method	MB Bias	Lab Quals	Run #
Methane	0.70	mg/L	0.010		RSK-175M	ND	A01	1

Run #	Method	Prep Date	Run Date/Time	Analyst	Instrument	Dilution	QC Batch ID
1	RSK-175M	01/18/17	01/18/17 13:05	JH2	GC-V1	10	B[A1311

The results in this report apply to the samples analyzed in accordance with the chain of custody document. This analytical report must be reproduced in its entirety.

All results listed in this report are for the exclusive use of the submitting party. BC Laboratories, Inc. assumes no responsibility for report alteration, separation, detachment or third party interpretation.



Arcadis
1100 Olive Way, Suite 800
Seattle, WA 98102

Reported: 01/20/2017 9:10
Project: 1156
Project Number: 351645
Project Manager: Samuel Miles

Water Analysis (General Chemistry)

BCL Sample ID: 1701220-10	Client Sample Name: 1156, MW-10A-W-170112, 1/12/2017 12:30:00PM
----------------------------------	------------------------------------------------------------------------

Constituent	Result	Units	PQL	MDL	Method	MB Bias	Lab Quals	Run #
Nitrate as NO3	ND	mg/L	0.44		EPA-300.0	ND		1
Sulfate	ND	mg/L	1.0		EPA-300.0	ND		1
Iron (II) Species	4800	ug/L	1000		SM-3500-FeD	ND	A07	2

Run #	Method	Prep Date	Run Date/Time	Analyst	Instrument	Dilution	QC Batch ID
1	EPA-300.0	01/13/17	01/13/17 16:51	JSW	IC5	1	B[A0997
2	SM-3500-FeD	01/19/17	01/19/17 13:09	RCC	KONE-1	10	B[A1478

The results in this report apply to the samples analyzed in accordance with the chain of custody document. This analytical report must be reproduced in its entirety.

All results listed in this report are for the exclusive use of the submitting party. BC Laboratories, Inc. assumes no responsibility for report alteration, separation, detachment or third party interpretation.



Arcadis
1100 Olive Way, Suite 800
Seattle, WA 98102

Reported: 01/20/2017 9:10
Project: 1156
Project Number: 351645
Project Manager: Samuel Miles

Metals Analysis

BCL Sample ID: 1701220-10	Client Sample Name: 1156, MW-10A-W-170112, 1/12/2017 12:30:00PM
----------------------------------	------------------------------------------------------------------------

Constituent	Result	Units	PQL	MDL	Method	MB Bias	Lab Quals	Run #
Dissolved Manganese	950	ug/L	1.0		EPA-200.8	ND		1

Run #	Method	Prep Date	Run Date/Time	Analyst	Instrument	Dilution	QC Batch ID
1	EPA-200.8	01/13/17	01/16/17 19:27	ARD	PE-EL2	1	B[A1067

The results in this report apply to the samples analyzed in accordance with the chain of custody document. This analytical report must be reproduced in its entirety.

All results listed in this report are for the exclusive use of the submitting party. BC Laboratories, Inc. assumes no responsibility for report alteration, separation, detachment or third party interpretation.



Arcadis
1100 Olive Way, Suite 800
Seattle, WA 98102

Reported: 01/20/2017 9:10
Project: 1156
Project Number: 351645
Project Manager: Samuel Miles

Volatile Organic Analysis (EPA Method 8260B)

BCL Sample ID: 1701220-11	Client Sample Name: 1156, MW-10B-W-170112, 1/12/2017 11:40:00AM
----------------------------------	------------------------------------------------------------------------

Constituent	Result	Units	PQL	MDL	Method	MB Bias	Lab Quals	Run #
1,2-Dibromoethane	ND	ug/L	5.0		EPA-8260B	ND	A01	1
1,2-Dichloroethane	ND	ug/L	5.0		EPA-8260B	ND	A01	1
Methyl t-butyl ether	75	ug/L	5.0		EPA-8260B	ND	A01	1
t-Amyl Methyl ether	ND	ug/L	5.0		EPA-8260B	ND	A01	1
t-Butyl alcohol	ND	ug/L	100		EPA-8260B	ND	A01	1
Diisopropyl ether	ND	ug/L	5.0		EPA-8260B	ND	A01	1
Ethanol	ND	ug/L	2500		EPA-8260B	ND	A01	1
Ethyl t-butyl ether	ND	ug/L	5.0		EPA-8260B	ND	A01	1
1,2-Dichloroethane-d4 (Surrogate)	94.8	%	75 - 125 (LCL - UCL)		EPA-8260B			1
Toluene-d8 (Surrogate)	95.3	%	80 - 120 (LCL - UCL)		EPA-8260B			1
4-Bromofluorobenzene (Surrogate)	99.6	%	80 - 120 (LCL - UCL)		EPA-8260B			1

Run #	Method	Prep Date	Run		Analyst	Instrument	Dilution	QC
			Date/Time					Batch ID
1	EPA-8260B	01/16/17	01/16/17	19:10	IO1	MS-V12	10	B[A0790

The results in this report apply to the samples analyzed in accordance with the chain of custody document. This analytical report must be reproduced in its entirety.

All results listed in this report are for the exclusive use of the submitting party. BC Laboratories, Inc. assumes no responsibility for report alteration, separation, detachment or third party interpretation.



Arcadis
1100 Olive Way, Suite 800
Seattle, WA 98102

Reported: 01/20/2017 9:10
Project: 1156
Project Number: 351645
Project Manager: Samuel Miles

Purgeable Aromatics and Total Petroleum Hydrocarbons

BCL Sample ID: 1701220-11	Client Sample Name: 1156, MW-10B-W-170112, 1/12/2017 11:40:00AM
----------------------------------	------------------------------------------------------------------------

Constituent	Result	Units	PQL	MDL	Method	MB Bias	Lab Quals	Run #
Benzene	1600	ug/L	6.0		EPA-8020	ND	A01	1
Toluene	69	ug/L	3.0		EPA-8020	ND	A01	2
Ethylbenzene	270	ug/L	3.0		EPA-8020	ND	A01	2
Total Xylenes	480	ug/L	6.0		EPA-8020	ND	A01	2
Gasoline Range Organics (C4 - C12)	7500	ug/L	500		EPA-8015B	ND	A01	3
a,a,a-Trifluorotoluene (PID Surrogate)	93.0	%	70 - 130 (LCL - UCL)		EPA-8020			1
a,a,a-Trifluorotoluene (PID Surrogate)	83.9	%	70 - 130 (LCL - UCL)		EPA-8020			2
a,a,a-Trifluorotoluene (FID Surrogate)	92.5	%	70 - 130 (LCL - UCL)		EPA-8015B			3

Run #	Method	Prep Date	Run		Instrument	Dilution	QC
			Date/Time	Analyst			Batch ID
1	EPA-8020	01/16/17	01/16/17 11:08	AKM	GC-V9	20	B[A0726
2	EPA-8020	01/13/17	01/13/17 12:04	AKM	GC-V9	10	B[A0726
3	EPA-8015B	01/13/17	01/13/17 12:04	AKM	GC-V9	10	B[A0726

The results in this report apply to the samples analyzed in accordance with the chain of custody document. This analytical report must be reproduced in its entirety.

All results listed in this report are for the exclusive use of the submitting party. BC Laboratories, Inc. assumes no responsibility for report alteration, separation, detachment or third party interpretation.



Arcadis
1100 Olive Way, Suite 800
Seattle, WA 98102

Reported: 01/20/2017 9:10
Project: 1156
Project Number: 351645
Project Manager: Samuel Miles

Total Petroleum Hydrocarbons (Silica Gel Treated)

BCL Sample ID: 1701220-11	Client Sample Name: 1156, MW-10B-W-170112, 1/12/2017 11:40:00AM							
Constituent	Result	Units	PQL	MDL	Method	MB Bias	Lab Quals	Run #
Diesel Range Organics (C12 - C24)	1100	ug/L	200		EPA-8015B/TPH d	ND	A01,A52	1
Tetracosane (Surrogate)	60.8	%	40 - 140 (LCL - UCL)		EPA-8015B/TPH d			1
Capric acid (Reverse Surrogate)	0	%	0 - 1 (LCL - UCL)		EPA-8015B/TPH d			1

Run #	Method	Prep Date	Run Date/Time	Analyst	Instrument	Dilution	QC Batch ID
1	EPA-8015B/TPHd	01/17/17	01/18/17 18:44	RSM	GC-5	5	B[A1402

The results in this report apply to the samples analyzed in accordance with the chain of custody document. This analytical report must be reproduced in its entirety.

All results listed in this report are for the exclusive use of the submitting party. BC Laboratories, Inc. assumes no responsibility for report alteration, separation, detachment or third party interpretation.



Arcadis
1100 Olive Way, Suite 800
Seattle, WA 98102

Reported: 01/20/2017 9:10
Project: 1156
Project Number: 351645
Project Manager: Samuel Miles

Gas Testing in Water

BCL Sample ID: 1701220-11	Client Sample Name: 1156, MW-10B-W-170112, 1/12/2017 11:40:00AM
----------------------------------	------------------------------------------------------------------------

Constituent	Result	Units	PQL	MDL	Method	MB Bias	Lab Quals	Run #
Methane	0.20	mg/L	0.010		RSK-175M	ND	A01	1

Run #	Method	Prep Date	Run Date/Time	Analyst	Instrument	Dilution	QC Batch ID
1	RSK-175M	01/18/17	01/18/17 13:10	JH2	GC-V1	10	B[A1311

The results in this report apply to the samples analyzed in accordance with the chain of custody document. This analytical report must be reproduced in its entirety.

All results listed in this report are for the exclusive use of the submitting party. BC Laboratories, Inc. assumes no responsibility for report alteration, separation, detachment or third party interpretation.



Arcadis
1100 Olive Way, Suite 800
Seattle, WA 98102

Reported: 01/20/2017 9:10
Project: 1156
Project Number: 351645
Project Manager: Samuel Miles

Water Analysis (General Chemistry)

BCL Sample ID: 1701220-11	Client Sample Name: 1156, MW-10B-W-170112, 1/12/2017 11:40:00AM
----------------------------------	------------------------------------------------------------------------

Constituent	Result	Units	PQL	MDL	Method	MB Bias	Lab Quals	Run #
Nitrate as NO3	ND	mg/L	0.44		EPA-300.0	ND		1
Sulfate	ND	mg/L	1.0		EPA-300.0	ND		1
Iron (II) Species	8000	ug/L	1000		SM-3500-FeD	ND	A07	2

Run #	Method	Prep Date	Run		Analyst	Instrument	Dilution	QC
			Date/Time					Batch ID
1	EPA-300.0	01/13/17	01/13/17	12:02	EMW	IC5	1	B[A0997
2	SM-3500-FeD	01/19/17	01/19/17	13:09	RCC	KONE-1	10	B[A1478

The results in this report apply to the samples analyzed in accordance with the chain of custody document. This analytical report must be reproduced in its entirety.

All results listed in this report are for the exclusive use of the submitting party. BC Laboratories, Inc. assumes no responsibility for report alteration, separation, detachment or third party interpretation.



Arcadis
1100 Olive Way, Suite 800
Seattle, WA 98102

Reported: 01/20/2017 9:10
Project: 1156
Project Number: 351645
Project Manager: Samuel Miles

Metals Analysis

BCL Sample ID: 1701220-11	Client Sample Name: 1156, MW-10B-W-170112, 1/12/2017 11:40:00AM
----------------------------------	------------------------------------------------------------------------

Constituent	Result	Units	PQL	MDL	Method	MB Bias	Lab Quals	Run #
Dissolved Manganese	4000	ug/L	1.0		EPA-200.8	ND		1

Run #	Method	Prep Date	Run Date/Time	Analyst	Instrument	Dilution	QC Batch ID
1	EPA-200.8	01/13/17	01/16/17 19:31	ARD	PE-EL2	1	B[A1067

The results in this report apply to the samples analyzed in accordance with the chain of custody document. This analytical report must be reproduced in its entirety.

All results listed in this report are for the exclusive use of the submitting party. BC Laboratories, Inc. assumes no responsibility for report alteration, separation, detachment or third party interpretation.



Arcadis
1100 Olive Way, Suite 800
Seattle, WA 98102

Reported: 01/20/2017 9:10
Project: 1156
Project Number: 351645
Project Manager: Samuel Miles

Volatile Organic Analysis (EPA Method 8260B)

BCL Sample ID: 1701220-12	Client Sample Name: 1156, MW-10S-W-170112, 1/12/2017 1:00:00PM
----------------------------------	-----------------------------------------------------------------------

Constituent	Result	Units	PQL	MDL	Method	MB Bias	Lab Quals	Run #
1,2-Dibromoethane	ND	ug/L	0.50		EPA-8260B	ND		1
1,2-Dichloroethane	ND	ug/L	0.50		EPA-8260B	ND		1
Methyl t-butyl ether	5.1	ug/L	0.50		EPA-8260B	ND		1
t-Amyl Methyl ether	ND	ug/L	0.50		EPA-8260B	ND		1
t-Butyl alcohol	ND	ug/L	10		EPA-8260B	ND		1
Diisopropyl ether	ND	ug/L	0.50		EPA-8260B	ND		1
Ethanol	ND	ug/L	250		EPA-8260B	ND		1
Ethyl t-butyl ether	ND	ug/L	0.50		EPA-8260B	ND		1
1,2-Dichloroethane-d4 (Surrogate)	107	%	75 - 125 (LCL - UCL)		EPA-8260B			1
Toluene-d8 (Surrogate)	99.3	%	80 - 120 (LCL - UCL)		EPA-8260B			1
4-Bromofluorobenzene (Surrogate)	107	%	80 - 120 (LCL - UCL)		EPA-8260B			1

Run #	Method	Prep Date	Run		Analyst	Instrument	Dilution	QC
			Date/Time					Batch ID
1	EPA-8260B	01/16/17	01/16/17	18:35	IO1	MS-V12	1	B[A0790

The results in this report apply to the samples analyzed in accordance with the chain of custody document. This analytical report must be reproduced in its entirety.

All results listed in this report are for the exclusive use of the submitting party. BC Laboratories, Inc. assumes no responsibility for report alteration, separation, detachment or third party interpretation.



Arcadis
1100 Olive Way, Suite 800
Seattle, WA 98102

Reported: 01/20/2017 9:10
Project: 1156
Project Number: 351645
Project Manager: Samuel Miles

Purgeable Aromatics and Total Petroleum Hydrocarbons

BCL Sample ID: 1701220-12		Client Sample Name: 1156, MW-10S-W-170112, 1/12/2017 1:00:00PM							
Constituent	Result	Units	PQL	MDL	Method	MB Bias	Lab Quals	Run #	
Benzene	14	ug/L	0.30		EPA-8020	ND		1	
Toluene	ND	ug/L	0.30		EPA-8020	ND		1	
Ethylbenzene	23	ug/L	0.30		EPA-8020	ND		1	
Total Xylenes	ND	ug/L	0.60		EPA-8020	ND		1	
Gasoline Range Organics (C4 - C12)	170	ug/L	50		EPA-8015B	ND		2	
a,a,a-Trifluorotoluene (PID Surrogate)	80.1	%	70 - 130 (LCL - UCL)		EPA-8020			1	
a,a,a-Trifluorotoluene (FID Surrogate)	88.4	%	70 - 130 (LCL - UCL)		EPA-8015B			2	

Run #	Method	Prep Date	Run Date/Time	Analyst	Instrument	Dilution	QC Batch ID
1	EPA-8020	01/13/17	01/13/17 11:21	AKM	GC-V9	1	B[A0726
2	EPA-8015B	01/13/17	01/13/17 11:21	AKM	GC-V9	1	B[A0726

The results in this report apply to the samples analyzed in accordance with the chain of custody document. This analytical report must be reproduced in its entirety.

All results listed in this report are for the exclusive use of the submitting party. BC Laboratories, Inc. assumes no responsibility for report alteration, separation, detachment or third party interpretation.



Arcadis
1100 Olive Way, Suite 800
Seattle, WA 98102

Reported: 01/20/2017 9:10
Project: 1156
Project Number: 351645
Project Manager: Samuel Miles

Total Petroleum Hydrocarbons (Silica Gel Treated)

BCL Sample ID: 1701220-12	Client Sample Name: 1156, MW-10S-W-170112, 1/12/2017 1:00:00PM							
Constituent	Result	Units	PQL	MDL	Method	MB Bias	Lab Quals	Run #
Diesel Range Organics (C12 - C24)	40	ug/L	40		EPA-8015B/TPH d	ND	A52	1
Tetracosane (Surrogate)	69.7	%	40 - 140 (LCL - UCL)		EPA-8015B/TPH d			1
Capric acid (Reverse Surrogate)	0	%	0 - 1 (LCL - UCL)		EPA-8015B/TPH d			1

Run #	Method	Prep Date	Run Date/Time	Analyst	Instrument	Dilution	QC Batch ID
1	EPA-8015B/TPHd	01/17/17	01/18/17 18:02	RSM	GC-5	1	B[A1402

The results in this report apply to the samples analyzed in accordance with the chain of custody document. This analytical report must be reproduced in its entirety.

All results listed in this report are for the exclusive use of the submitting party. BC Laboratories, Inc. assumes no responsibility for report alteration, separation, detachment or third party interpretation.



Arcadis
1100 Olive Way, Suite 800
Seattle, WA 98102

Reported: 01/20/2017 9:10
Project: 1156
Project Number: 351645
Project Manager: Samuel Miles

EPA Method 1664

BCL Sample ID: 1701220-12	Client Sample Name: 1156, MW-10S-W-170112, 1/12/2017 1:00:00PM
----------------------------------	-----------------------------------------------------------------------

Constituent	Result	Units	PQL	MDL	Method	MB Bias	Lab Quals	Run #
Oil and Grease	ND	mg/L	5.0		EPA-1664A HEM	ND		1

Run #	Method	Prep Date	Run Date/Time	Analyst	Instrument	Dilution	QC Batch ID
1	EPA-1664A HEM	01/16/17	01/16/17 08:00	MAM	MAN-SV	1	B[A1163

The results in this report apply to the samples analyzed in accordance with the chain of custody document. This analytical report must be reproduced in its entirety.

All results listed in this report are for the exclusive use of the submitting party. BC Laboratories, Inc. assumes no responsibility for report alteration, separation, detachment or third party interpretation.



Arcadis
1100 Olive Way, Suite 800
Seattle, WA 98102

Reported: 01/20/2017 9:10
Project: 1156
Project Number: 351645
Project Manager: Samuel Miles

Gas Testing in Water

BCL Sample ID: 1701220-12	Client Sample Name: 1156, MW-10S-W-170112, 1/12/2017 1:00:00PM
----------------------------------	-----------------------------------------------------------------------

Constituent	Result	Units	PQL	MDL	Method	MB Bias	Lab Quals	Run #
Methane	0.0012	mg/L	0.0010		RSK-175M	ND		1

Run #	Method	Prep Date	Run Date/Time	Analyst	Instrument	Dilution	QC Batch ID
1	RSK-175M	01/18/17	01/18/17 13:29	JH2	GC-V1	1	B[A1311

The results in this report apply to the samples analyzed in accordance with the chain of custody document. This analytical report must be reproduced in its entirety.

All results listed in this report are for the exclusive use of the submitting party. BC Laboratories, Inc. assumes no responsibility for report alteration, separation, detachment or third party interpretation.



Arcadis
1100 Olive Way, Suite 800
Seattle, WA 98102

Reported: 01/20/2017 9:10
Project: 1156
Project Number: 351645
Project Manager: Samuel Miles

Water Analysis (General Chemistry)

BCL Sample ID: 1701220-12	Client Sample Name: 1156, MW-10S-W-170112, 1/12/2017 1:00:00PM
----------------------------------	-----------------------------------------------------------------------

Constituent	Result	Units	PQL	MDL	Method	MB Bias	Lab Quals	Run #
Nitrate as NO3	ND	mg/L	0.44		EPA-300.0	ND		1
Sulfate	26	mg/L	1.0		EPA-300.0	ND		1
Iron (II) Species	880	ug/L	100		SM-3500-FeD	ND		2

Run #	Method	Prep Date	Run Date/Time	Analyst	Instrument	Dilution	QC Batch ID
1	EPA-300.0	01/13/17	01/13/17 17:09	JSW	IC5	1	B[A0997
2	SM-3500-FeD	01/19/17	01/19/17 12:53	RCC	KONE-1	1	B[A1478

The results in this report apply to the samples analyzed in accordance with the chain of custody document. This analytical report must be reproduced in its entirety.

All results listed in this report are for the exclusive use of the submitting party. BC Laboratories, Inc. assumes no responsibility for report alteration, separation, detachment or third party interpretation.



Arcadis
1100 Olive Way, Suite 800
Seattle, WA 98102

Reported: 01/20/2017 9:10
Project: 1156
Project Number: 351645
Project Manager: Samuel Miles

Metals Analysis

BCL Sample ID: 1701220-12	Client Sample Name: 1156, MW-10S-W-170112, 1/12/2017 1:00:00PM
----------------------------------	-----------------------------------------------------------------------

Constituent	Result	Units	PQL	MDL	Method	MB Bias	Lab Quals	Run #
Dissolved Manganese	1900	ug/L	1.0		EPA-200.8	ND		1

Run #	Method	Prep Date	Run Date/Time	Analyst	Instrument	Dilution	QC Batch ID
1	EPA-200.8	01/13/17	01/16/17 19:34	ARD	PE-EL2	1	B[A1067

The results in this report apply to the samples analyzed in accordance with the chain of custody document. This analytical report must be reproduced in its entirety.

All results listed in this report are for the exclusive use of the submitting party. BC Laboratories, Inc. assumes no responsibility for report alteration, separation, detachment or third party interpretation.



Arcadis
1100 Olive Way, Suite 800
Seattle, WA 98102

Reported: 01/20/2017 9:10
Project: 1156
Project Number: 351645
Project Manager: Samuel Miles

Volatile Organic Analysis (EPA Method 8260B)

BCL Sample ID: 1701220-13	Client Sample Name: 1156, MW-11A-W-170112, 1/12/2017 11:55:00AM
----------------------------------	------------------------------------------------------------------------

Constituent	Result	Units	PQL	MDL	Method	MB Bias	Lab Quals	Run #
1,2-Dibromoethane	ND	ug/L	25		EPA-8260B	ND	A01	1
1,2-Dichloroethane	ND	ug/L	25		EPA-8260B	ND	A01	1
Methyl t-butyl ether	1800	ug/L	25		EPA-8260B	ND	A01	1
t-Amyl Methyl ether	ND	ug/L	25		EPA-8260B	ND	A01	1
t-Butyl alcohol	3300	ug/L	500		EPA-8260B	ND	A01	1
Diisopropyl ether	ND	ug/L	25		EPA-8260B	ND	A01	1
Ethanol	ND	ug/L	12000		EPA-8260B	ND	A01	1
Ethyl t-butyl ether	ND	ug/L	25		EPA-8260B	ND	A01	1
1,2-Dichloroethane-d4 (Surrogate)	99.1	%	75 - 125 (LCL - UCL)		EPA-8260B			1
Toluene-d8 (Surrogate)	108	%	80 - 120 (LCL - UCL)		EPA-8260B			1
4-Bromofluorobenzene (Surrogate)	97.2	%	80 - 120 (LCL - UCL)		EPA-8260B			1

Run #	Method	Prep Date	Run		Instrument	Dilution	QC
			Date/Time	Analyst			Batch ID
1	EPA-8260B	01/16/17	01/16/17 20:21	IO1	MS-V12	50	B[A0790

The results in this report apply to the samples analyzed in accordance with the chain of custody document. This analytical report must be reproduced in its entirety.

All results listed in this report are for the exclusive use of the submitting party. BC Laboratories, Inc. assumes no responsibility for report alteration, separation, detachment or third party interpretation.



Arcadis
1100 Olive Way, Suite 800
Seattle, WA 98102

Reported: 01/20/2017 9:10
Project: 1156
Project Number: 351645
Project Manager: Samuel Miles

Purgeable Aromatics and Total Petroleum Hydrocarbons

BCL Sample ID: 1701220-13	Client Sample Name: 1156, MW-11A-W-170112, 1/12/2017 11:55:00AM
----------------------------------	------------------------------------------------------------------------

Constituent	Result	Units	PQL	MDL	Method	MB Bias	Lab Quals	Run #
Benzene	4900	ug/L	30		EPA-8020	ND	A01	1
Toluene	2900	ug/L	30		EPA-8020	ND	A01	1
Ethylbenzene	1600	ug/L	15		EPA-8020	ND	A01	2
Total Xylenes	11000	ug/L	30		EPA-8020	ND	A01	2
Gasoline Range Organics (C4 - C12)	64000	ug/L	2500		EPA-8015B	ND	A01	3
a,a,a-Trifluorotoluene (PID Surrogate)	92.2	%	70 - 130 (LCL - UCL)		EPA-8020			1
a,a,a-Trifluorotoluene (PID Surrogate)	80.9	%	70 - 130 (LCL - UCL)		EPA-8020			2
a,a,a-Trifluorotoluene (FID Surrogate)	90.9	%	70 - 130 (LCL - UCL)		EPA-8015B			3

Run #	Method	Prep Date	Run		Instrument	Dilution	QC
			Date/Time	Analyst			Batch ID
1	EPA-8020	01/16/17	01/16/17 12:10	AKM	GC-V9	100	B[A0726
2	EPA-8020	01/13/17	01/13/17 14:47	AKM	GC-V9	50	B[A0726
3	EPA-8015B	01/13/17	01/13/17 14:47	AKM	GC-V9	50	B[A0726

The results in this report apply to the samples analyzed in accordance with the chain of custody document. This analytical report must be reproduced in its entirety.

All results listed in this report are for the exclusive use of the submitting party. BC Laboratories, Inc. assumes no responsibility for report alteration, separation, detachment or third party interpretation.



Arcadis
1100 Olive Way, Suite 800
Seattle, WA 98102

Reported: 01/20/2017 9:10
Project: 1156
Project Number: 351645
Project Manager: Samuel Miles

Total Petroleum Hydrocarbons (Silica Gel Treated)

BCL Sample ID: 1701220-13	Client Sample Name: 1156, MW-11A-W-170112, 1/12/2017 11:55:00AM							
Constituent	Result	Units	PQL	MDL	Method	MB Bias	Lab Quals	Run #
Diesel Range Organics (C12 - C24)	10000	ug/L	800		EPA-8015B/TPH d	ND	A01,A52	1
Tetracosane (Surrogate)	50.4	%	40 - 140 (LCL - UCL)		EPA-8015B/TPH d			1
Capric acid (Reverse Surrogate)	0	%	0 - 1 (LCL - UCL)		EPA-8015B/TPH d			1

Run #	Method	Prep Date	Run Date/Time	Analyst	Instrument	Dilution	QC Batch ID
1	EPA-8015B/TPHd	01/17/17	01/18/17 19:26	RSM	GC-5	20	B[A1402

The results in this report apply to the samples analyzed in accordance with the chain of custody document. This analytical report must be reproduced in its entirety.

All results listed in this report are for the exclusive use of the submitting party. BC Laboratories, Inc. assumes no responsibility for report alteration, separation, detachment or third party interpretation.



Arcadis
1100 Olive Way, Suite 800
Seattle, WA 98102

Reported: 01/20/2017 9:10
Project: 1156
Project Number: 351645
Project Manager: Samuel Miles

Gas Testing in Water

BCL Sample ID: 1701220-13	Client Sample Name: 1156, MW-11A-W-170112, 1/12/2017 11:55:00AM
----------------------------------	------------------------------------------------------------------------

Constituent	Result	Units	PQL	MDL	Method	MB Bias	Lab Quals	Run #
Methane	0.32	mg/L	0.010		RSK-175M	ND	A01	1

Run #	Method	Prep Date	Run Date/Time	Analyst	Instrument	Dilution	QC Batch ID
1	RSK-175M	01/18/17	01/18/17 13:41	JH2	GC-V1	10	B[A1311

The results in this report apply to the samples analyzed in accordance with the chain of custody document. This analytical report must be reproduced in its entirety.

All results listed in this report are for the exclusive use of the submitting party. BC Laboratories, Inc. assumes no responsibility for report alteration, separation, detachment or third party interpretation.



Arcadis
1100 Olive Way, Suite 800
Seattle, WA 98102

Reported: 01/20/2017 9:10
Project: 1156
Project Number: 351645
Project Manager: Samuel Miles

Water Analysis (General Chemistry)

BCL Sample ID: 1701220-13	Client Sample Name: 1156, MW-11A-W-170112, 1/12/2017 11:55:00AM
----------------------------------	------------------------------------------------------------------------

Constituent	Result	Units	PQL	MDL	Method	MB Bias	Lab Quals	Run #
Nitrate as NO3	ND	mg/L	0.44		EPA-300.0	ND		1
Sulfate	ND	mg/L	1.0		EPA-300.0	ND		1
Iron (II) Species	4400	ug/L	100		SM-3500-FeD	ND		2

Run #	Method	Prep Date	Run		Analyst	Instrument	Dilution	QC
			Date/Time					Batch ID
1	EPA-300.0	01/13/17	01/13/17	13:14	EMW	IC5	1	B[A0997
2	SM-3500-FeD	01/19/17	01/19/17	12:53	RCC	KONE-1	1	B[A1478

The results in this report apply to the samples analyzed in accordance with the chain of custody document. This analytical report must be reproduced in its entirety.

All results listed in this report are for the exclusive use of the submitting party. BC Laboratories, Inc. assumes no responsibility for report alteration, separation, detachment or third party interpretation.



Arcadis
1100 Olive Way, Suite 800
Seattle, WA 98102

Reported: 01/20/2017 9:10
Project: 1156
Project Number: 351645
Project Manager: Samuel Miles

Metals Analysis

BCL Sample ID: 1701220-13	Client Sample Name: 1156, MW-11A-W-170112, 1/12/2017 11:55:00AM
----------------------------------	------------------------------------------------------------------------

Constituent	Result	Units	PQL	MDL	Method	MB Bias	Lab Quals	Run #
Dissolved Manganese	3200	ug/L	2.0		EPA-200.8	ND	A07	1

Run #	Method	Prep Date	Run Date/Time	Analyst	Instrument	Dilution	QC Batch ID
1	EPA-200.8	01/13/17	01/17/17 10:52	ARD	PE-EL2	2	B[A1067

The results in this report apply to the samples analyzed in accordance with the chain of custody document. This analytical report must be reproduced in its entirety.

All results listed in this report are for the exclusive use of the submitting party. BC Laboratories, Inc. assumes no responsibility for report alteration, separation, detachment or third party interpretation.



Arcadis
1100 Olive Way, Suite 800
Seattle, WA 98102

Reported: 01/20/2017 9:10
Project: 1156
Project Number: 351645
Project Manager: Samuel Miles

Volatile Organic Analysis (EPA Method 8260B)

BCL Sample ID: 1701220-14	Client Sample Name: 1156, MW-11B-W-170112, 1/12/2017 12:45:00PM
----------------------------------	------------------------------------------------------------------------

Constituent	Result	Units	PQL	MDL	Method	MB Bias	Lab Quals	Run #
1,2-Dibromoethane	ND	ug/L	25		EPA-8260B	ND	A01	1
1,2-Dichloroethane	ND	ug/L	25		EPA-8260B	ND	A01	1
Methyl t-butyl ether	1400	ug/L	25		EPA-8260B	ND	A01	1
t-Amyl Methyl ether	ND	ug/L	25		EPA-8260B	ND	A01	1
t-Butyl alcohol	4600	ug/L	500		EPA-8260B	ND	A01	1
Diisopropyl ether	ND	ug/L	25		EPA-8260B	ND	A01	1
Ethanol	ND	ug/L	12000		EPA-8260B	ND	A01	1
Ethyl t-butyl ether	ND	ug/L	25		EPA-8260B	ND	A01	1
1,2-Dichloroethane-d4 (Surrogate)	94.0	%	75 - 125 (LCL - UCL)		EPA-8260B			1
Toluene-d8 (Surrogate)	98.8	%	80 - 120 (LCL - UCL)		EPA-8260B			1
4-Bromofluorobenzene (Surrogate)	105	%	80 - 120 (LCL - UCL)		EPA-8260B			1

Run #	Method	Prep Date	Run		Instrument	Dilution	QC
			Date/Time	Analyst			Batch ID
1	EPA-8260B	01/16/17	01/16/17 20:39	IO1	MS-V12	50	B[A0790

The results in this report apply to the samples analyzed in accordance with the chain of custody document. This analytical report must be reproduced in its entirety.

All results listed in this report are for the exclusive use of the submitting party. BC Laboratories, Inc. assumes no responsibility for report alteration, separation, detachment or third party interpretation.



Arcadis
1100 Olive Way, Suite 800
Seattle, WA 98102

Reported: 01/20/2017 9:10
Project: 1156
Project Number: 351645
Project Manager: Samuel Miles

Purgeable Aromatics and Total Petroleum Hydrocarbons

BCL Sample ID: 1701220-14	Client Sample Name: 1156, MW-11B-W-170112, 1/12/2017 12:45:00PM
----------------------------------	------------------------------------------------------------------------

Constituent	Result	Units	PQL	MDL	Method	MB Bias	Lab Quals	Run #
Benzene	6000	ug/L	30		EPA-8020	ND	A01	1
Toluene	700	ug/L	15		EPA-8020	ND	A01	2
Ethylbenzene	740	ug/L	15		EPA-8020	ND	A01	2
Total Xylenes	1600	ug/L	30		EPA-8020	ND	A01	2
Gasoline Range Organics (C4 - C12)	30000	ug/L	2500		EPA-8015B	ND	A01	3
a,a,a-Trifluorotoluene (PID Surrogate)	91.8	%	70 - 130 (LCL - UCL)		EPA-8020			1
a,a,a-Trifluorotoluene (PID Surrogate)	76.5	%	70 - 130 (LCL - UCL)		EPA-8020			2
a,a,a-Trifluorotoluene (FID Surrogate)	88.5	%	70 - 130 (LCL - UCL)		EPA-8015B			3

Run #	Method	Prep Date	Run		Instrument	Dilution	QC
			Date/Time	Analyst			Batch ID
1	EPA-8020	01/16/17	01/16/17 12:30	AKM	GC-V9	100	B[A0726
2	EPA-8020	01/13/17	01/13/17 15:08	AKM	GC-V9	50	B[A0726
3	EPA-8015B	01/13/17	01/13/17 15:08	AKM	GC-V9	50	B[A0726

The results in this report apply to the samples analyzed in accordance with the chain of custody document. This analytical report must be reproduced in its entirety.

All results listed in this report are for the exclusive use of the submitting party. BC Laboratories, Inc. assumes no responsibility for report alteration, separation, detachment or third party interpretation.



Arcadis
1100 Olive Way, Suite 800
Seattle, WA 98102

Reported: 01/20/2017 9:10
Project: 1156
Project Number: 351645
Project Manager: Samuel Miles

Total Petroleum Hydrocarbons (Silica Gel Treated)

BCL Sample ID: 1701220-14	Client Sample Name: 1156, MW-11B-W-170112, 1/12/2017 12:45:00PM							
Constituent	Result	Units	PQL	MDL	Method	MB Bias	Lab Quals	Run #
Diesel Range Organics (C12 - C24)	2100	ug/L	200		EPA-8015B/TPH d	ND	A01,A52	1
Tetracosane (Surrogate)	47.7	%	40 - 140 (LCL - UCL)		EPA-8015B/TPH d			1
Capric acid (Reverse Surrogate)	0	%	0 - 1 (LCL - UCL)		EPA-8015B/TPH d			1

Run #	Method	Prep Date	Run Date/Time	Analyst	Instrument	Dilution	QC Batch ID
1	EPA-8015B/TPHd	01/17/17	01/18/17 19:40	RSM	GC-5	5	B[A1402

The results in this report apply to the samples analyzed in accordance with the chain of custody document. This analytical report must be reproduced in its entirety.

All results listed in this report are for the exclusive use of the submitting party. BC Laboratories, Inc. assumes no responsibility for report alteration, separation, detachment or third party interpretation.



Arcadis
1100 Olive Way, Suite 800
Seattle, WA 98102

Reported: 01/20/2017 9:10
Project: 1156
Project Number: 351645
Project Manager: Samuel Miles

Gas Testing in Water

BCL Sample ID: 1701220-14	Client Sample Name: 1156, MW-11B-W-170112, 1/12/2017 12:45:00PM
----------------------------------	------------------------------------------------------------------------

Constituent	Result	Units	PQL	MDL	Method	MB Bias	Lab Quals	Run #
Methane	0.37	mg/L	0.010		RSK-175M	ND	A01	1

Run #	Method	Prep Date	Run Date/Time	Analyst	Instrument	Dilution	QC Batch ID
1	RSK-175M	01/18/17	01/18/17 13:46	JH2	GC-V1	10	B[A1311

The results in this report apply to the samples analyzed in accordance with the chain of custody document. This analytical report must be reproduced in its entirety.

All results listed in this report are for the exclusive use of the submitting party. BC Laboratories, Inc. assumes no responsibility for report alteration, separation, detachment or third party interpretation.



Arcadis
1100 Olive Way, Suite 800
Seattle, WA 98102

Reported: 01/20/2017 9:10
Project: 1156
Project Number: 351645
Project Manager: Samuel Miles

Water Analysis (General Chemistry)

BCL Sample ID: 1701220-14	Client Sample Name: 1156, MW-11B-W-170112, 1/12/2017 12:45:00PM
----------------------------------	------------------------------------------------------------------------

Constituent	Result	Units	PQL	MDL	Method	MB Bias	Lab Quals	Run #
Nitrate as NO3	ND	mg/L	0.44		EPA-300.0	ND		1
Sulfate	ND	mg/L	1.0		EPA-300.0	ND		1
Iron (II) Species	9100	ug/L	100		SM-3500-FeD	ND		2

Run #	Method	Prep Date	Run		Analyst	Instrument	Dilution	QC
			Date/Time					Batch ID
1	EPA-300.0	01/13/17	01/13/17	13:32	EMW	IC5	1	B[A0997
2	SM-3500-FeD	01/19/17	01/19/17	12:53	RCC	KONE-1	1	B[A1478

The results in this report apply to the samples analyzed in accordance with the chain of custody document. This analytical report must be reproduced in its entirety.

All results listed in this report are for the exclusive use of the submitting party. BC Laboratories, Inc. assumes no responsibility for report alteration, separation, detachment or third party interpretation.



Arcadis
1100 Olive Way, Suite 800
Seattle, WA 98102

Reported: 01/20/2017 9:10
Project: 1156
Project Number: 351645
Project Manager: Samuel Miles

Metals Analysis

BCL Sample ID: 1701220-14	Client Sample Name: 1156, MW-11B-W-170112, 1/12/2017 12:45:00PM
----------------------------------	------------------------------------------------------------------------

Constituent	Result	Units	PQL	MDL	Method	MB Bias	Lab Quals	Run #
Dissolved Manganese	1500	ug/L	1.0		EPA-200.8	ND		1

Run #	Method	Prep Date	Run Date/Time	Analyst	Instrument	Dilution	QC Batch ID
1	EPA-200.8	01/13/17	01/16/17 19:41	ARD	PE-EL2	1	B[A1067

The results in this report apply to the samples analyzed in accordance with the chain of custody document. This analytical report must be reproduced in its entirety.

All results listed in this report are for the exclusive use of the submitting party. BC Laboratories, Inc. assumes no responsibility for report alteration, separation, detachment or third party interpretation.



Arcadis
1100 Olive Way, Suite 800
Seattle, WA 98102

Reported: 01/20/2017 9:10
Project: 1156
Project Number: 351645
Project Manager: Samuel Miles

Volatile Organic Analysis (EPA Method 8260B)

BCL Sample ID: 1701220-15	Client Sample Name: 1156, MW-11S-W-170112, 1/12/2017 11:35:00AM
----------------------------------	------------------------------------------------------------------------

Constituent	Result	Units	PQL	MDL	Method	MB Bias	Lab Quals	Run #
1,2-Dibromoethane	ND	ug/L	0.50		EPA-8260B	ND		1
1,2-Dichloroethane	ND	ug/L	0.50		EPA-8260B	ND		1
Methyl t-butyl ether	ND	ug/L	0.50		EPA-8260B	ND		1
t-Amyl Methyl ether	ND	ug/L	0.50		EPA-8260B	ND		1
t-Butyl alcohol	ND	ug/L	10		EPA-8260B	ND		1
Diisopropyl ether	ND	ug/L	0.50		EPA-8260B	ND		1
Ethanol	ND	ug/L	250		EPA-8260B	ND		1
Ethyl t-butyl ether	ND	ug/L	0.50		EPA-8260B	ND		1
1,2-Dichloroethane-d4 (Surrogate)	108	%	75 - 125 (LCL - UCL)		EPA-8260B			1
Toluene-d8 (Surrogate)	98.1	%	80 - 120 (LCL - UCL)		EPA-8260B			1
4-Bromofluorobenzene (Surrogate)	106	%	80 - 120 (LCL - UCL)		EPA-8260B			1

Run #	Method	Prep Date	Run Date/Time	Analyst	Instrument	Dilution	QC Batch ID
1	EPA-8260B	01/16/17	01/16/17 18:52	IO1	MS-V12	1	B[A0790

The results in this report apply to the samples analyzed in accordance with the chain of custody document. This analytical report must be reproduced in its entirety.

All results listed in this report are for the exclusive use of the submitting party. BC Laboratories, Inc. assumes no responsibility for report alteration, separation, detachment or third party interpretation.



Arcadis
1100 Olive Way, Suite 800
Seattle, WA 98102

Reported: 01/20/2017 9:10
Project: 1156
Project Number: 351645
Project Manager: Samuel Miles

Purgeable Aromatics and Total Petroleum Hydrocarbons

BCL Sample ID: 1701220-15	Client Sample Name: 1156, MW-11S-W-170112, 1/12/2017 11:35:00AM
----------------------------------	------------------------------------------------------------------------

Constituent	Result	Units	PQL	MDL	Method	MB Bias	Lab Quals	Run #
Benzene	ND	ug/L	0.30		EPA-8020	ND		1
Toluene	ND	ug/L	0.30		EPA-8020	ND		1
Ethylbenzene	ND	ug/L	0.30		EPA-8020	ND		1
Total Xylenes	ND	ug/L	0.60		EPA-8020	ND		1
Gasoline Range Organics (C4 - C12)	ND	ug/L	50		EPA-8015B	ND		2
a,a,a-Trifluorotoluene (PID Surrogate)	81.7	%	70 - 130 (LCL - UCL)		EPA-8020			1
a,a,a-Trifluorotoluene (FID Surrogate)	97.8	%	70 - 130 (LCL - UCL)		EPA-8015B			2

Run #	Method	Prep Date	Run Date/Time	Analyst	Instrument	Dilution	QC Batch ID
1	EPA-8020	01/13/17	01/13/17 11:41	AKM	GC-V9	1	B[A0726
2	EPA-8015B	01/13/17	01/13/17 11:41	AKM	GC-V9	1	B[A0726

The results in this report apply to the samples analyzed in accordance with the chain of custody document. This analytical report must be reproduced in its entirety.

All results listed in this report are for the exclusive use of the submitting party. BC Laboratories, Inc. assumes no responsibility for report alteration, separation, detachment or third party interpretation.



Arcadis
1100 Olive Way, Suite 800
Seattle, WA 98102

Reported: 01/20/2017 9:10
Project: 1156
Project Number: 351645
Project Manager: Samuel Miles

Total Petroleum Hydrocarbons (Silica Gel Treated)

BCL Sample ID: 1701220-15	Client Sample Name: 1156, MW-11S-W-170112, 1/12/2017 11:35:00AM							
Constituent	Result	Units	PQL	MDL	Method	MB Bias	Lab Quals	Run #
Diesel Range Organics (C12 - C24)	ND	ug/L	40		EPA-8015B/TPH d	ND		1
Tetracosane (Surrogate)	67.7	%	40 - 140 (LCL - UCL)		EPA-8015B/TPH d			1
Capric acid (Reverse Surrogate)	0	%	0 - 1 (LCL - UCL)		EPA-8015B/TPH d			1

Run #	Method	Prep Date	Run Date/Time	Analyst	Instrument	Dilution	QC Batch ID
1	EPA-8015B/TPHd	01/17/17	01/18/17 18:16	RSM	GC-5	1	B[A1402

The results in this report apply to the samples analyzed in accordance with the chain of custody document. This analytical report must be reproduced in its entirety.

All results listed in this report are for the exclusive use of the submitting party. BC Laboratories, Inc. assumes no responsibility for report alteration, separation, detachment or third party interpretation.



Arcadis
1100 Olive Way, Suite 800
Seattle, WA 98102

Reported: 01/20/2017 9:10
Project: 1156
Project Number: 351645
Project Manager: Samuel Miles

EPA Method 1664

BCL Sample ID: 1701220-15	Client Sample Name: 1156, MW-11S-W-170112, 1/12/2017 11:35:00AM
----------------------------------	------------------------------------------------------------------------

Constituent	Result	Units	PQL	MDL	Method	MB Bias	Lab Quals	Run #
Oil and Grease	ND	mg/L	5.0		EPA-1664A HEM	ND		1

Run #	Method	Prep Date	Run Date/Time	Analyst	Instrument	Dilution	QC Batch ID
1	EPA-1664A HEM	01/16/17	01/16/17 08:00	MAM	MAN-SV	1	B[A1163

The results in this report apply to the samples analyzed in accordance with the chain of custody document. This analytical report must be reproduced in its entirety.

All results listed in this report are for the exclusive use of the submitting party. BC Laboratories, Inc. assumes no responsibility for report alteration, separation, detachment or third party interpretation.



Arcadis
1100 Olive Way, Suite 800
Seattle, WA 98102

Reported: 01/20/2017 9:10
Project: 1156
Project Number: 351645
Project Manager: Samuel Miles

Gas Testing in Water

BCL Sample ID: 1701220-15	Client Sample Name: 1156, MW-11S-W-170112, 1/12/2017 11:35:00AM
----------------------------------	------------------------------------------------------------------------

Constituent	Result	Units	PQL	MDL	Method	MB Bias	Lab Quals	Run #
Methane	ND	mg/L	0.0010		RSK-175M	ND		1

Run #	Method	Prep Date	Run Date/Time	Analyst	Instrument	Dilution	QC Batch ID
1	RSK-175M	01/18/17	01/18/17 14:04	JH2	GC-V1	1	B[A1311

The results in this report apply to the samples analyzed in accordance with the chain of custody document. This analytical report must be reproduced in its entirety.

All results listed in this report are for the exclusive use of the submitting party. BC Laboratories, Inc. assumes no responsibility for report alteration, separation, detachment or third party interpretation.



Arcadis
1100 Olive Way, Suite 800
Seattle, WA 98102

Reported: 01/20/2017 9:10
Project: 1156
Project Number: 351645
Project Manager: Samuel Miles

Water Analysis (General Chemistry)

BCL Sample ID: 1701220-15	Client Sample Name: 1156, MW-11S-W-170112, 1/12/2017 11:35:00AM
----------------------------------	------------------------------------------------------------------------

Constituent	Result	Units	PQL	MDL	Method	MB Bias	Lab Quals	Run #
Nitrate as NO3	0.62	mg/L	0.44		EPA-300.0	ND		1
Sulfate	19	mg/L	1.0		EPA-300.0	ND		1
Iron (II) Species	130	ug/L	100		SM-3500-FeD	ND		2

Run #	Method	Prep Date	Run Date/Time	Analyst	Instrument	Dilution	QC Batch ID
1	EPA-300.0	01/13/17	01/13/17 13:50	EMW	IC5	1	B[A0997
2	SM-3500-FeD	01/19/17	01/19/17 12:58	RCC	KONE-1	1	B[A1478

The results in this report apply to the samples analyzed in accordance with the chain of custody document. This analytical report must be reproduced in its entirety.

All results listed in this report are for the exclusive use of the submitting party. BC Laboratories, Inc. assumes no responsibility for report alteration, separation, detachment or third party interpretation.



Arcadis
1100 Olive Way, Suite 800
Seattle, WA 98102

Reported: 01/20/2017 9:10
Project: 1156
Project Number: 351645
Project Manager: Samuel Miles

Metals Analysis

BCL Sample ID: 1701220-15	Client Sample Name: 1156, MW-11S-W-170112, 1/12/2017 11:35:00AM
----------------------------------	------------------------------------------------------------------------

Constituent	Result	Units	PQL	MDL	Method	MB Bias	Lab Quals	Run #
Dissolved Manganese	5.3	ug/L	1.0		EPA-200.8	ND		1

Run #	Method	Prep Date	Run Date/Time	Analyst	Instrument	Dilution	QC Batch ID
1	EPA-200.8	01/13/17	01/16/17 19:44	ARD	PE-EL2	1	B[A1067

The results in this report apply to the samples analyzed in accordance with the chain of custody document. This analytical report must be reproduced in its entirety.

All results listed in this report are for the exclusive use of the submitting party. BC Laboratories, Inc. assumes no responsibility for report alteration, separation, detachment or third party interpretation.



Arcadis
1100 Olive Way, Suite 800
Seattle, WA 98102

Reported: 01/20/2017 9:10
Project: 1156
Project Number: 351645
Project Manager: Samuel Miles

Volatile Organic Analysis (EPA Method 8260B)

Quality Control Report - Method Blank Analysis

Constituent	QC Sample ID	MB Result	Units	PQL	MDL	Lab Quals
QC Batch ID: B[A0790]						
1,2-Dibromoethane	B[A0790-BLK1	ND	ug/L	0.50		
1,2-Dichloroethane	B[A0790-BLK1	ND	ug/L	0.50		
Methyl t-butyl ether	B[A0790-BLK1	ND	ug/L	0.50		
t-Amyl Methyl ether	B[A0790-BLK1	ND	ug/L	0.50		
t-Butyl alcohol	B[A0790-BLK1	ND	ug/L	10		
Diisopropyl ether	B[A0790-BLK1	ND	ug/L	0.50		
Ethanol	B[A0790-BLK1	ND	ug/L	250		
Ethyl t-butyl ether	B[A0790-BLK1	ND	ug/L	0.50		
1,2-Dichloroethane-d4 (Surrogate)	B[A0790-BLK1	108	%	75 - 125 (LCL - UCL)		
Toluene-d8 (Surrogate)	B[A0790-BLK1	96.1	%	80 - 120 (LCL - UCL)		
4-Bromofluorobenzene (Surrogate)	B[A0790-BLK1	111	%	80 - 120 (LCL - UCL)		

QC Batch ID: B[A0839]						
1,2-Dibromoethane	B[A0839-BLK1	ND	ug/L	0.50		
1,2-Dichloroethane	B[A0839-BLK1	ND	ug/L	0.50		
Methyl t-butyl ether	B[A0839-BLK1	ND	ug/L	0.50		
t-Amyl Methyl ether	B[A0839-BLK1	ND	ug/L	0.50		
t-Butyl alcohol	B[A0839-BLK1	ND	ug/L	10		
Diisopropyl ether	B[A0839-BLK1	ND	ug/L	0.50		
Ethanol	B[A0839-BLK1	ND	ug/L	250		
Ethyl t-butyl ether	B[A0839-BLK1	ND	ug/L	0.50		
1,2-Dichloroethane-d4 (Surrogate)	B[A0839-BLK1	108	%	75 - 125 (LCL - UCL)		
Toluene-d8 (Surrogate)	B[A0839-BLK1	94.5	%	80 - 120 (LCL - UCL)		
4-Bromofluorobenzene (Surrogate)	B[A0839-BLK1	105	%	80 - 120 (LCL - UCL)		

The results in this report apply to the samples analyzed in accordance with the chain of custody document. This analytical report must be reproduced in its entirety.

All results listed in this report are for the exclusive use of the submitting party. BC Laboratories, Inc. assumes no responsibility for report alteration, separation, detachment or third party interpretation.



Arcadis
1100 Olive Way, Suite 800
Seattle, WA 98102

Reported: 01/20/2017 9:10
Project: 1156
Project Number: 351645
Project Manager: Samuel Miles

Volatile Organic Analysis (EPA Method 8260B)

Quality Control Report - Laboratory Control Sample

Constituent	QC Sample ID	Type	Result	Spike Level	Units	Percent Recovery	RPD	Control Limits		Lab
								Percent Recovery	RPD	
QC Batch ID: B[A0790]										
1,2-Dichloroethane-d4 (Surrogate)	B[A0790-BS1]	LCS	10.580	10.000	ug/L	106		75 - 125		
Toluene-d8 (Surrogate)	B[A0790-BS1]	LCS	9.6400	10.000	ug/L	96.4		80 - 120		
4-Bromofluorobenzene (Surrogate)	B[A0790-BS1]	LCS	9.3600	10.000	ug/L	93.6		80 - 120		
QC Batch ID: B[A0839]										
1,2-Dichloroethane-d4 (Surrogate)	B[A0839-BS1]	LCS	10.160	10.000	ug/L	102		75 - 125		
Toluene-d8 (Surrogate)	B[A0839-BS1]	LCS	10.050	10.000	ug/L	100		80 - 120		
4-Bromofluorobenzene (Surrogate)	B[A0839-BS1]	LCS	10.440	10.000	ug/L	104		80 - 120		

The results in this report apply to the samples analyzed in accordance with the chain of custody document. This analytical report must be reproduced in its entirety.

All results listed in this report are for the exclusive use of the submitting party. BC Laboratories, Inc. assumes no responsibility for report alteration, separation, detachment or third party interpretation.



Arcadis
1100 Olive Way, Suite 800
Seattle, WA 98102

Reported: 01/20/2017 9:10
Project: 1156
Project Number: 351645
Project Manager: Samuel Miles

Volatile Organic Analysis (EPA Method 8260B)

Quality Control Report - Precision & Accuracy

Constituent	Type	Source Sample ID	Source Result	Result	Spike Added	Units	RPD	Control Limits		Lab Quals
								Percent Recovery	Percent Recovery	
QC Batch ID: B[A0790]		Used client sample: N								
1,2-Dichloroethane-d4 (Surrogate)	MS	1634543-87	ND	9.6400	10.000	ug/L		96.4	75 - 125	
	MSD	1634543-87	ND	9.3300	10.000	ug/L	3.3	93.3	75 - 125	
Toluene-d8 (Surrogate)	MS	1634543-87	ND	10.310	10.000	ug/L		103	80 - 120	
	MSD	1634543-87	ND	10.260	10.000	ug/L	0.5	103	80 - 120	
4-Bromofluorobenzene (Surrogate)	MS	1634543-87	ND	10.000	10.000	ug/L		100	80 - 120	
	MSD	1634543-87	ND	9.6800	10.000	ug/L	3.3	96.8	80 - 120	
QC Batch ID: B[A0839]		Used client sample: N								
1,2-Dichloroethane-d4 (Surrogate)	MS	1634543-89	ND	9.7800	10.000	ug/L		97.8	75 - 125	
	MSD	1634543-89	ND	9.9600	10.000	ug/L	1.8	99.6	75 - 125	
Toluene-d8 (Surrogate)	MS	1634543-89	ND	10.010	10.000	ug/L		100	80 - 120	
	MSD	1634543-89	ND	10.080	10.000	ug/L	0.7	101	80 - 120	
4-Bromofluorobenzene (Surrogate)	MS	1634543-89	ND	9.7600	10.000	ug/L		97.6	80 - 120	
	MSD	1634543-89	ND	10.330	10.000	ug/L	5.7	103	80 - 120	

The results in this report apply to the samples analyzed in accordance with the chain of custody document. This analytical report must be reproduced in its entirety.

All results listed in this report are for the exclusive use of the submitting party. BC Laboratories, Inc. assumes no responsibility for report alteration, separation, detachment or third party interpretation.



Arcadis
1100 Olive Way, Suite 800
Seattle, WA 98102

Reported: 01/20/2017 9:10
Project: 1156
Project Number: 351645
Project Manager: Samuel Miles

Purgeable Aromatics and Total Petroleum Hydrocarbons

Quality Control Report - Method Blank Analysis

Constituent	QC Sample ID	MB Result	Units	PQL	MDL	Lab Quals
QC Batch ID: B[A0726]						
Benzene	B[A0726-BLK1	ND	ug/L	0.30		
Toluene	B[A0726-BLK1	ND	ug/L	0.30		
Ethylbenzene	B[A0726-BLK1	ND	ug/L	0.30		
Total Xylenes	B[A0726-BLK1	ND	ug/L	0.60		
Gasoline Range Organics (C4 - C12)	B[A0726-BLK1	ND	ug/L	50		
a,a,a-Trifluorotoluene (PID Surrogate)	B[A0726-BLK1	93.5	%		70 - 130 (LCL - UCL)	
a,a,a-Trifluorotoluene (FID Surrogate)	B[A0726-BLK1	97.5	%		70 - 130 (LCL - UCL)	

The results in this report apply to the samples analyzed in accordance with the chain of custody document. This analytical report must be reproduced in its entirety.

All results listed in this report are for the exclusive use of the submitting party. BC Laboratories, Inc. assumes no responsibility for report alteration, separation, detachment or third party interpretation.



Arcadis
1100 Olive Way, Suite 800
Seattle, WA 98102

Reported: 01/20/2017 9:10
Project: 1156
Project Number: 351645
Project Manager: Samuel Miles

Purgeable Aromatics and Total Petroleum Hydrocarbons

Quality Control Report - Laboratory Control Sample

Constituent	QC Sample ID	Type	Result	Spike Level	Units	Percent Recovery	RPD	Control Limits		Lab	Quals
								Percent Recovery	RPD		
QC Batch ID: B[A0726											
Benzene	B[A0726-BS1	LCS	39.235	40.000	ug/L	98.1		85	115		
Toluene	B[A0726-BS1	LCS	39.371	40.000	ug/L	98.4		85	115		
Ethylbenzene	B[A0726-BS1	LCS	38.524	40.000	ug/L	96.3		85	115		
Total Xylenes	B[A0726-BS1	LCS	118.81	120.00	ug/L	99.0		85	115		
Gasoline Range Organics (C4 - C12)	B[A0726-BS1	LCS	947.59	1000.0	ug/L	94.8		85	115		
a,a,a-Trifluorotoluene (PID Surrogate)	B[A0726-BS1	LCS	38.070	40.000	ug/L	95.2		70	130		
a,a,a-Trifluorotoluene (FID Surrogate)	B[A0726-BS1	LCS	41.123	40.000	ug/L	103		70	130		

The results in this report apply to the samples analyzed in accordance with the chain of custody document. This analytical report must be reproduced in its entirety.

All results listed in this report are for the exclusive use of the submitting party. BC Laboratories, Inc. assumes no responsibility for report alteration, separation, detachment or third party interpretation.



Arcadis
1100 Olive Way, Suite 800
Seattle, WA 98102

Reported: 01/20/2017 9:10
Project: 1156
Project Number: 351645
Project Manager: Samuel Miles

Purgeable Aromatics and Total Petroleum Hydrocarbons

Quality Control Report - Precision & Accuracy

Constituent	Type	Source Sample ID	Source Result	Result	Spike Added	Units	RPD	Control Limits		Lab
								Percent Recovery	RPD	
QC Batch ID: B[A0726		Used client sample: N								
Benzene	MS	1634543-90	ND	38.810	40.000	ug/L		97.0		70 - 130
	MSD	1634543-90	ND	41.368	40.000	ug/L	6.4	103	20	70 - 130
Toluene	MS	1634543-90	ND	38.727	40.000	ug/L		96.8		70 - 130
	MSD	1634543-90	ND	42.151	40.000	ug/L	8.5	105	20	70 - 130
Ethylbenzene	MS	1634543-90	ND	37.525	40.000	ug/L		93.8		70 - 130
	MSD	1634543-90	ND	40.423	40.000	ug/L	7.4	101	20	70 - 130
Total Xylenes	MS	1634543-90	ND	116.37	120.00	ug/L		97.0		70 - 130
	MSD	1634543-90	ND	125.76	120.00	ug/L	7.8	105	20	70 - 130
Gasoline Range Organics (C4 - C12)	MS	1634543-90	ND	1107.6	1000.0	ug/L		111		70 - 130
	MSD	1634543-90	ND	1077.5	1000.0	ug/L	2.8	108	20	70 - 130
a,a,a-Trifluorotoluene (PID Surrogate)	MS	1634543-90	ND	37.566	40.000	ug/L		93.9		70 - 130
	MSD	1634543-90	ND	38.627	40.000	ug/L	2.8	96.6		70 - 130
a,a,a-Trifluorotoluene (FID Surrogate)	MS	1634543-90	ND	41.327	40.000	ug/L		103		70 - 130
	MSD	1634543-90	ND	41.401	40.000	ug/L	0.2	104		70 - 130

The results in this report apply to the samples analyzed in accordance with the chain of custody document. This analytical report must be reproduced in its entirety.

All results listed in this report are for the exclusive use of the submitting party. BC Laboratories, Inc. assumes no responsibility for report alteration, separation, detachment or third party interpretation.



Arcadis
1100 Olive Way, Suite 800
Seattle, WA 98102

Reported: 01/20/2017 9:10
Project: 1156
Project Number: 351645
Project Manager: Samuel Miles

Total Petroleum Hydrocarbons (Silica Gel Treated)

Quality Control Report - Method Blank Analysis

Constituent	QC Sample ID	MB Result	Units	PQL	MDL	Lab Quals
QC Batch ID: B[A1402						
Diesel Range Organics (C12 - C24)	B[A1402-BLK1	ND	ug/L	40		
Tetracosane (Surrogate)	B[A1402-BLK1	79.1	%	40 - 140 (LCL - UCL)		
Capric acid (Reverse Surrogate)	B[A1402-BLK1	0	%	0 - 1 (LCL - UCL)		

The results in this report apply to the samples analyzed in accordance with the chain of custody document. This analytical report must be reproduced in its entirety.

All results listed in this report are for the exclusive use of the submitting party. BC Laboratories, Inc. assumes no responsibility for report alteration, separation, detachment or third party interpretation.



Arcadis
1100 Olive Way, Suite 800
Seattle, WA 98102

Reported: 01/20/2017 9:10
Project: 1156
Project Number: 351645
Project Manager: Samuel Miles

Total Petroleum Hydrocarbons (Silica Gel Treated)

Quality Control Report - Laboratory Control Sample

Constituent	QC Sample ID	Type	Result	Spike Level	Units	Percent Recovery	RPD	Control Limits		Lab	Quals
								Percent Recovery	RPD		
QC Batch ID: B[A1402											
Diesel Range Organics (C12 - C24)	B[A1402-BS1	LCS	323.74	500.00	ug/L	64.7		20 - 110			
Tetracosane (Surrogate)	B[A1402-BS1	LCS	15.471	20.000	ug/L	77.4		40 - 140			
Capric acid (Reverse Surrogate)	B[A1402-BS1	LCS	ND	100.00	ug/L	0		0 - 1			

The results in this report apply to the samples analyzed in accordance with the chain of custody document. This analytical report must be reproduced in its entirety.

All results listed in this report are for the exclusive use of the submitting party. BC Laboratories, Inc. assumes no responsibility for report alteration, separation, detachment or third party interpretation.



Arcadis
1100 Olive Way, Suite 800
Seattle, WA 98102

Reported: 01/20/2017 9:10
Project: 1156
Project Number: 351645
Project Manager: Samuel Miles

Total Petroleum Hydrocarbons (Silica Gel Treated)

Quality Control Report - Precision & Accuracy

Constituent	Type	Source Sample ID	Source Result	Result	Spike Added	Units	RPD	Control Limits		Lab Quals
								Percent Recovery	Percent Recovery	
QC Batch ID: BJA1402		Used client sample: N								
Diesel Range Organics (C12 - C24)	MS	1632299-51	ND	221.76	500.00	ug/L		44.4		20 - 110
	MSD	1632299-51	ND	269.98	500.00	ug/L	19.6	54.0	30	20 - 110
Tetracosane (Surrogate)	MS	1632299-51	ND	12.489	20.000	ug/L		62.4		40 - 140
	MSD	1632299-51	ND	14.250	20.000	ug/L	13.2	71.2		40 - 140
Capric acid (Reverse Surrogate)	MS	1632299-51	ND	ND	100.00	ug/L		0		0 - 1
	MSD	1632299-51	ND	ND	100.00	ug/L		0		0 - 1

The results in this report apply to the samples analyzed in accordance with the chain of custody document. This analytical report must be reproduced in its entirety.

All results listed in this report are for the exclusive use of the submitting party. BC Laboratories, Inc. assumes no responsibility for report alteration, separation, detachment or third party interpretation.



Arcadis
1100 Olive Way, Suite 800
Seattle, WA 98102

Reported: 01/20/2017 9:10
Project: 1156
Project Number: 351645
Project Manager: Samuel Miles

EPA Method 1664

Quality Control Report - Method Blank Analysis

Constituent	QC Sample ID	MB Result	Units	PQL	MDL	Lab Quals
QC Batch ID: B[A1163						
Oil and Grease	B[A1163-BLK1	ND	mg/L	5.0		

The results in this report apply to the samples analyzed in accordance with the chain of custody document. This analytical report must be reproduced in its entirety.

All results listed in this report are for the exclusive use of the submitting party. BC Laboratories, Inc. assumes no responsibility for report alteration, separation, detachment or third party interpretation.



Arcadis
1100 Olive Way, Suite 800
Seattle, WA 98102

Reported: 01/20/2017 9:10
Project: 1156
Project Number: 351645
Project Manager: Samuel Miles

EPA Method 1664

Quality Control Report - Laboratory Control Sample

Constituent	QC Sample ID	Type	Result	Spike Level	Units	Percent Recovery	RPD	Control Limits		Lab
								Percent Recovery	RPD	
QC Batch ID: B[A1163										
Oil and Grease	B[A1163-BS1	LCS	41.200	40.800	mg/L	101		78 - 114		

The results in this report apply to the samples analyzed in accordance with the chain of custody document. This analytical report must be reproduced in its entirety.

All results listed in this report are for the exclusive use of the submitting party. BC Laboratories, Inc. assumes no responsibility for report alteration, separation, detachment or third party interpretation.



Arcadis
1100 Olive Way, Suite 800
Seattle, WA 98102

Reported: 01/20/2017 9:10
Project: 1156
Project Number: 351645
Project Manager: Samuel Miles

EPA Method 1664

Quality Control Report - Precision & Accuracy

Constituent	Type	Source Sample ID	Source Result	Result	Spike Added	Units	RPD	Percent Recovery	Control Limits		Lab Quals
									RPD	Percent Recovery	
QC Batch ID: B[A1163		Used client sample: N									
Oil and Grease	DUP	1701304-01	ND	ND		mg/L				18	
	MS	1701304-01	ND	39.050	40.800	mg/L		95.7		78 - 114	
	MSD	1701304-01	ND	42.150	40.800	mg/L	7.6	103	18	78 - 114	

The results in this report apply to the samples analyzed in accordance with the chain of custody document. This analytical report must be reproduced in its entirety.

All results listed in this report are for the exclusive use of the submitting party. BC Laboratories, Inc. assumes no responsibility for report alteration, separation, detachment or third party interpretation.



Arcadis
1100 Olive Way, Suite 800
Seattle, WA 98102

Reported: 01/20/2017 9:10
Project: 1156
Project Number: 351645
Project Manager: Samuel Miles

Gas Testing in Water

Quality Control Report - Method Blank Analysis

Constituent	QC Sample ID	MB Result	Units	PQL	MDL	Lab Quals
QC Batch ID: B[A1311						
Methane	B[A1311-BLK1	ND	mg/L	0.0010		

The results in this report apply to the samples analyzed in accordance with the chain of custody document. This analytical report must be reproduced in its entirety.

All results listed in this report are for the exclusive use of the submitting party. BC Laboratories, Inc. assumes no responsibility for report alteration, separation, detachment or third party interpretation.



Arcadis
1100 Olive Way, Suite 800
Seattle, WA 98102

Reported: 01/20/2017 9:10
Project: 1156
Project Number: 351645
Project Manager: Samuel Miles

Gas Testing in Water

Quality Control Report - Laboratory Control Sample

Constituent	QC Sample ID	Type	Result	Spike Level	Units	Percent Recovery	RPD	Control Limits		Lab
								Percent Recovery	RPD	
QC Batch ID: B[A1311										
Methane	B[A1311-BS1	LCS	0.010180	0.010843	mg/L	93.9		80 - 120		
	B[A1311-BSD1	LCSD	0.011665	0.010843	mg/L	108	13.6	80 - 120	20	

The results in this report apply to the samples analyzed in accordance with the chain of custody document. This analytical report must be reproduced in its entirety.

All results listed in this report are for the exclusive use of the submitting party. BC Laboratories, Inc. assumes no responsibility for report alteration, separation, detachment or third party interpretation.



Arcadis
1100 Olive Way, Suite 800
Seattle, WA 98102

Reported: 01/20/2017 9:10
Project: 1156
Project Number: 351645
Project Manager: Samuel Miles

Water Analysis (General Chemistry)

Quality Control Report - Method Blank Analysis

Constituent	QC Sample ID	MB Result	Units	PQL	MDL	Lab Quals
QC Batch ID: B[A0997]						
Nitrate as NO3	B[A0997-BLK1	ND	mg/L	0.44		
Sulfate	B[A0997-BLK1	ND	mg/L	1.0		
QC Batch ID: B[A1478]						
Iron (II) Species	B[A1478-BLK1	ND	ug/L	100		

The results in this report apply to the samples analyzed in accordance with the chain of custody document. This analytical report must be reproduced in its entirety.

All results listed in this report are for the exclusive use of the submitting party. BC Laboratories, Inc. assumes no responsibility for report alteration, separation, detachment or third party interpretation.



Arcadis
1100 Olive Way, Suite 800
Seattle, WA 98102

Reported: 01/20/2017 9:10
Project: 1156
Project Number: 351645
Project Manager: Samuel Miles

Water Analysis (General Chemistry)

Quality Control Report - Laboratory Control Sample

Constituent	QC Sample ID	Type	Result	Spike Level	Units	Percent Recovery	RPD	Control Limits		Lab	Quals
								Percent Recovery	RPD		
QC Batch ID: B[A0997]											
Nitrate as NO3	B[A0997-BS1	LCS	22.138	22.134	mg/L	100		90 - 110			
Sulfate	B[A0997-BS1	LCS	99.614	100.00	mg/L	99.6		90 - 110			
QC Batch ID: B[A1478]											
Iron (II) Species	B[A1478-BS1	LCS	2414.3	2500.0	ug/L	96.6		90 - 110			

The results in this report apply to the samples analyzed in accordance with the chain of custody document. This analytical report must be reproduced in its entirety.

All results listed in this report are for the exclusive use of the submitting party. BC Laboratories, Inc. assumes no responsibility for report alteration, separation, detachment or third party interpretation.



Arcadis
1100 Olive Way, Suite 800
Seattle, WA 98102

Reported: 01/20/2017 9:10
Project: 1156
Project Number: 351645
Project Manager: Samuel Miles

Water Analysis (General Chemistry)

Quality Control Report - Precision & Accuracy

Constituent	Type	Source Sample ID	Source Result	Result	Spike Added	Units	RPD	Percent Recovery	Control Limits		Lab
									RPD	Percent Recovery	
QC Batch ID: B[A0997]		Used client sample: Y - Description: MW-3B-W-170112, 01/12/2017 10:00									
Nitrate as NO3	DUP	1701220-04	ND	ND		mg/L			10		
	MS	1701220-04	ND	20.815	22.358	mg/L		93.1		80 - 120	
	MSD	1701220-04	ND	20.752	22.358	mg/L	0.3	92.8	10	80 - 120	
Sulfate	DUP	1701220-04	0.43600	ND		mg/L			10		A02
	MS	1701220-04	0.43600	94.064	101.01	mg/L		92.7		80 - 120	
	MSD	1701220-04	0.43600	93.190	101.01	mg/L	0.9	91.8	10	80 - 120	
QC Batch ID: B[A1478]		Used client sample: Y - Description: MW-3B-W-170112, 01/12/2017 10:00									
Iron (II) Species	DUP	1701220-04	3545.1	3502.1		ug/L	1.2		10		

The results in this report apply to the samples analyzed in accordance with the chain of custody document. This analytical report must be reproduced in its entirety.

All results listed in this report are for the exclusive use of the submitting party. BC Laboratories, Inc. assumes no responsibility for report alteration, separation, detachment or third party interpretation.



Arcadis
1100 Olive Way, Suite 800
Seattle, WA 98102

Reported: 01/20/2017 9:10
Project: 1156
Project Number: 351645
Project Manager: Samuel Miles

Metals Analysis

Quality Control Report - Method Blank Analysis

Constituent	QC Sample ID	MB Result	Units	PQL	MDL	Lab Quals
QC Batch ID: B[A1067						
Dissolved Manganese	B[A1067-BLK1	ND	ug/L	1.0		

The results in this report apply to the samples analyzed in accordance with the chain of custody document. This analytical report must be reproduced in its entirety.

All results listed in this report are for the exclusive use of the submitting party. BC Laboratories, Inc. assumes no responsibility for report alteration, separation, detachment or third party interpretation.



Arcadis
1100 Olive Way, Suite 800
Seattle, WA 98102

Reported: 01/20/2017 9:10
Project: 1156
Project Number: 351645
Project Manager: Samuel Miles

Metals Analysis

Quality Control Report - Laboratory Control Sample

Constituent	QC Sample ID	Type	Result	Spike Level	Units	Percent Recovery	RPD	Control Limits		Lab
								Percent Recovery	RPD	
QC Batch ID: B[A1067										
Dissolved Manganese	B[A1067-BS1	LCS	103.53	100.00	ug/L	104		85	115	

The results in this report apply to the samples analyzed in accordance with the chain of custody document. This analytical report must be reproduced in its entirety.

All results listed in this report are for the exclusive use of the submitting party. BC Laboratories, Inc. assumes no responsibility for report alteration, separation, detachment or third party interpretation.



Arcadis
1100 Olive Way, Suite 800
Seattle, WA 98102

Reported: 01/20/2017 9:10
Project: 1156
Project Number: 351645
Project Manager: Samuel Miles

Metals Analysis

Quality Control Report - Precision & Accuracy

Constituent	Type	Source Sample ID	Source Result	Result	Spike Added	Units	RPD	Control Limits		Lab Quals
								Percent Recovery	Percent Recovery	
QC Batch ID: B[A1067		Used client sample: N								
Dissolved Manganese	DUP	1701156-01	3.4040	3.3910		ug/L	0.4		20	
	MS	1701156-01	3.4040	107.26	102.04	ug/L		102	70 - 130	
	MSD	1701156-01	3.4040	107.81	102.04	ug/L	0.5	102	20 70 - 130	

The results in this report apply to the samples analyzed in accordance with the chain of custody document. This analytical report must be reproduced in its entirety.

All results listed in this report are for the exclusive use of the submitting party. BC Laboratories, Inc. assumes no responsibility for report alteration, separation, detachment or third party interpretation.



Arcadis
1100 Olive Way, Suite 800
Seattle, WA 98102

Reported: 01/20/2017 9:10
Project: 1156
Project Number: 351645
Project Manager: Samuel Miles

Notes And Definitions

- MDL Method Detection Limit
- ND Analyte Not Detected
- PQL Practical Quantitation Limit
- A01 Detection and quantitation limits are raised due to sample dilution.
- A02 The difference between duplicate readings is less than the quantitation limit.
- A07 Detection and quantitation limits were raised due to sample dilution caused by high analyte concentration or matrix interference.
- A52 Chromatogram not typical of diesel.

STATE WATER RESOURCES CONTROL BOARD

GEOTRACKER ESI

UPLOADING A EDF FILE

SUCCESS

**Processing is complete. No errors were found!
Your file has been successfully submitted!**

<u>Submittal Type:</u>	EDF
<u>Report Title:</u>	1Q17 SASR - EDF 1701220
<u>Report Type:</u>	Monitoring Report - Semi-Annually
<u>Facility Global ID:</u>	T0600102279
<u>Facility Name:</u>	UNOCAL #1156
<u>File Name:</u>	EDD_BCLabs_1701220_EDF.zip
<u>Organization Name:</u>	ARCADIS
<u>Username:</u>	ARCADIS76
<u>IP Address:</u>	8.39.233.109
<u>Submittal Date/Time:</u>	2/7/2017 3:01:20 PM
<u>Confirmation Number:</u>	4893362641

[VIEW QC REPORT](#)

[VIEW DETECTIONS REPORT](#)

Copyright © 2017 State of California

STATE WATER RESOURCES CONTROL BOARD

GEOTRACKER ESI

UPLOADING A EDF FILE

SUCCESS

**Processing is complete. No errors were found!
Your file has been successfully submitted!**

<u>Submittal Type:</u>	EDF
<u>Report Title:</u>	1Q17 SASR - EDF 1705709
<u>Report Type:</u>	Monitoring Report - Semi-Annually
<u>Facility Global ID:</u>	T0600102279
<u>Facility Name:</u>	UNOCAL #1156
<u>File Name:</u>	EDD_BCLabs_1705709_EDF.zip
<u>Organization Name:</u>	ARCADIS
<u>Username:</u>	ARCADIS76
<u>IP Address:</u>	8.39.233.75
<u>Submittal Date/Time:</u>	3/13/2017 2:59:15 PM
<u>Confirmation Number:</u>	5201463699

[VIEW QC REPORT](#)

[VIEW DETECTIONS REPORT](#)

Copyright © 2017 State of California

STATE WATER RESOURCES CONTROL BOARD

GEOTRACKER ESI

UPLOADING A EDF FILE

SUCCESS

**Processing is complete. No errors were found!
Your file has been successfully submitted!**

<u>Submittal Type:</u>	EDF
<u>Report Title:</u>	1Q17 SASR - EDF 1705715
<u>Report Type:</u>	Monitoring Report - Semi-Annually
<u>Facility Global ID:</u>	T0600102279
<u>Facility Name:</u>	UNOCAL #1156
<u>File Name:</u>	EDD_BCLabs_1705715_EDF.zip
<u>Organization Name:</u>	ARCADIS
<u>Username:</u>	ARCADIS76
<u>IP Address:</u>	8.39.233.80
<u>Submittal Date/Time:</u>	3/10/2017 12:08:22 PM
<u>Confirmation Number:</u>	1479272663

[VIEW QC REPORT](#)

[VIEW DETECTIONS REPORT](#)

Copyright © 2017 State of California

STATE WATER RESOURCES CONTROL BOARD
GEOTRACKER ESI

UPLOADING A GEO_WELL FILE

SUCCESS

**Processing is complete. No errors were found!
Your file has been successfully submitted!**

<u>Submittal Type:</u>	GEO_WELL
<u>Report Title:</u>	1Q17 DTW
<u>Facility Global ID:</u>	T0600102279
<u>Facility Name:</u>	UNOCAL #1156
<u>File Name:</u>	GEO_WELL.zip
<u>Organization Name:</u>	ARCADIS
<u>Username:</u>	ARCADIS76
<u>IP Address:</u>	8.39.233.109
<u>Submittal Date/Time:</u>	2/7/2017 3:02:29 PM
<u>Confirmation Number:</u>	5623178303

Copyright © 2017 State of California

STATE WATER RESOURCES CONTROL BOARD
GEOTRACKER ESI

UPLOADING A GEO_REPORT FILE

SUCCESS

Your GEO_REPORT file has been successfully submitted!

<u>Submittal Type:</u>	GEO_REPORT
<u>Report Title:</u>	1Q17 GWM Report 05/10/2017
<u>Report Type:</u>	Monitoring Report - Semi-Annually
<u>Report Date:</u>	5/10/2017
<u>Facility Global ID:</u>	T0600102279
<u>Facility Name:</u>	UNOCAL #1156
<u>File Name:</u>	351645 1Q17 GWM Report FNL 1.pdf
<u>Organization Name:</u>	ARCADIS
<u>Username:</u>	ARCADIS76
<u>IP Address:</u>	8.39.233.94
<u>Submittal Date/Time:</u>	5/10/2017 3:14:21 PM
<u>Confirmation Number:</u>	2309839606

Copyright © 2017 State of California