

RECEIVED

10:47 am, Oct 29, 2008

Alameda County
Environmental Health

**ConocoPhillips**

76 Broadway
Sacramento, California 95818

October 23, 2008

Jerry Wickham
Alameda County Health Agency
1131 Harbor Bay parkway, Suite250
Alameda, California 94502-577


Re: **Quarterly Summary Report—Third Quarter 2008**
76 Service Station # 1156
4276 MacAuthur Blvd
Oakland, CA

Dear Mr. Wickham:

I declare under penalty of perjury that to the best of my knowledge the information and/or recommendations contained in the attached report is/are true and correct.

If you have any questions or need additional information, please call me at (916) 558-7666.

Sincerely,



Terry L. Grayson
Site Manager
Risk Management & Remediation

October 23, 2008

Mr. Jerry Wickham
Alameda County Health Care Services Agency
1131 Harbor Bay Parkway, Suite 250
Alameda, California 94502

Re: Quarterly Summary Report – Third Quarter 2008
Fuel leak Case No. RO0000409

Dear Mr. Wickham:

On behalf of ConocoPhillips Company (COP), Delta Consultants (Delta) is submitting the Quarterly Summary Report - Third Quarter 2008 and forwarding a copy of TRC Solutions, Inc. (TRC's) *Quarterly Monitoring Report, July through September 2008*, dated August 5, 2008 for the following location:


Service Station

Location


76 Service Station No. 1156

4276 MacArthur Boulevard
Oakland, California

Sincerely,
DELTA CONSULTANTS



Dennis S. Dettloff, P.G.
Senior Project Manager
California Registered Professional Geologist No. 7480



cc: Mr. Terry Grayson, ConocoPhillips (electronic copy)
Mr. Bob Hale, Alameda County Public Works Agency,
Water Resources Section

a member of:



QUARTERLY SUMMARY REPORT
Third Quarter 2008
76 Service Station No. 1156
4276 MacArthur Boulevard
Oakland, California

SITE DESCRIPTION

The site is located at the northeast corner of MacArthur Boulevard and High Street in Oakland, California. Two 12,000-gallon gasoline underground storage tanks (USTs) are located in the southwestern portion of the site and two dispenser islands are located at the site, one to the northwest and one to the east of the USTs. A station building is located in the northern portion of the site. There are currently eight groundwater monitoring wells (MW-1 through MW-8) and one tank backfill well (TP-1) located at and in the vicinity of the site. Properties in the immediate vicinity of the site are utilized for commercial and residential purposes.

PREVIOUS ASSESSMENT

In 1997, Pacific Environmental Group Inc. (PEG) advanced 5 soil/gas probes in the vicinity of the USTs, dispenser islands, and product lines to depths ranging from 3 to 15 feet below the ground surface (bgs). Elevated soil vapor concentrations of total petroleum hydrocarbons as gasoline (TPHg), benzene, and methyl tertiary butyl ether (MTBE) were reported at concentrations up to 4,700, 70, and 140 micrograms per liter ($\mu\text{g/L}$), respectively.

In 1998, Tosco Marketing Company (Tosco) removed one 280-gallon used-oil UST, and removed and replaced two 10,000-gallon gasoline USTs, associated piping, and fuel dispensers. The new USTs were installed in a separate excavation. Total petroleum hydrocarbons as diesel (TPHd), TPHg, benzene, and total recoverable petroleum hydrocarbons (TRPH) were reported in the soil sample collected from the used-oil UST excavation at concentrations of 78,000 milligrams per kilogram (mg/kg), 130 mg/kg, 0.55 mg/kg, and 8,400 mg/kg, respectively. Following the over-excavation of approximately 4.6 tons of soil from the used-oil UST excavation, concentrations of TPHd, TPHg, benzene, and TRPH were reported in soil samples collected from the used-oil UST excavation at concentrations up to 560, 81, 0.64, and 360 mg/kg, respectively. TPHg and benzene were reported in the soil samples collected from the gasoline UST excavation, dispenser islands, and product lines at concentrations up to 1,200 mg/kg and 1.6 mg/kg, respectively. Analytical data from a groundwater sample collected from the gasoline UST excavation indicated that TPHg and MTBE were present at concentrations of 41,000 $\mu\text{g/L}$ and 1,800 $\mu\text{g/L}$, respectively. Benzene was reported to be below the laboratory's indicated reporting limit in the groundwater sample collected for analysis.

In 1999, Environmental Resolutions Inc. (ERI) conducted a soil and groundwater assessment which included the installation of four on-site groundwater monitoring wells (MW-1 through MW-4). Analytical data from the soil samples collected from the borings at a depth of 10.5 feet bgs indicated TPHg, benzene, and MTBE were present at concentrations up to 6,800 mg/kg, 2.6 mg/kg, and 0.71 mg/kg, respectively. The soil sample from MW-1, near the former used-oil UST, was also analyzed for TPHd and TRPH. Analytical data from this soil sample indicated TPHd and TRPH were present at concentrations of 140 mg/kg and 73 mg/kg, respectively.

Analytical data from an additional soil sample collected at a depth of 20.5 feet bgs from the MW-4 boring indicated that TPHg, benzene, and MTBE were not present above the laboratory's indicated reporting limits. Quarterly groundwater monitoring and sampling activities commenced in July 1999 and are currently ongoing.

In July 2001, ERI installed a UST pit backfill well (TP-1) and initiated monthly purging of groundwater from the UST excavation. Bi-weekly groundwater purging was conducted at the site using wells TP-1 and MW-1 from July 2001 through December 2004.

In addition, during June 2004, the biweekly purging events included monitor well MW-7. Approximately 1,600 gallons of groundwater were removed from monitoring well MW-7 with a cumulative total of approximately 476,015 gallons removed from the site through December 2004.

In August 2001, ERI installed three off-site monitoring wells (MW-5 through MW-7). Analytical data from soil samples collected from these well borings indicated TPHg and MTBE were not present above the laboratory's indicated reporting limits. Analytical data indicated benzene was present in one soil sample collected from MW-7 at a concentration of 0.18 mg/kg.

ATC Associates became the new lead consultant for the site in January 2005.

Delta Consultants became the new consultant for the site in September 2005.

In October 2007, Delta advanced six soil borings on-site and installed an additional monitoring well, off-site, down-gradient of the former waste-oil tank location. The details of this investigation were presented in Delta's *Site Investigation Report*, dated December 28, 2007.

SENSITIVE RECEPTORS

2001 – A GeoTracker database search was conducted which indicated that four public water supply wells owned by the East Bay Regional Park District (Park District) are present within one-half mile of the site. Representatives from the Park District reported having no knowledge or records of any wells located in this area and indicated that the wells may have belonged to the East Bay Municipal Utility District (EBMUD); however, EBMUD also reported no knowledge or records of any wells located in this area.

2001 – A Department of Water Resources (DWR) database search was conducted which indicated four water supply wells belonging to Mills College were present within the one-half mile search area. A representative from Mills College indicated that all wells associated with Mills College had been destroyed and Mills College was now connected to a municipal water supply. The DWR search also indicated a well was located at 3397 Arkansas Street, approximately 880 feet outside of the search area. No other wells, surface water bodies, or potentially sensitive environmental habitats were identified during ERI's field receptor search.

2006 – A survey entailing a visit to the DWR office in Sacramento was conducted to examine well log records and identify domestic wells within the survey area. The DWR

survey provided two potential receptors within one mile of the site; one irrigation well located 0.9 miles northwest of the site and one domestic/irrigation well located 1.0 mile northeast of the site. Two additional potential receptors were identified, although the specific addresses could not be verified.

MONITORING AND SAMPLING

The monitor well network is currently sampled on a quarterly basis. Groundwater samples are collected from monitoring wells MW-1 through MW-3 and analyzed for TPHd by Environmental Protection Agency (EPA) Method 8015M, TPHg by EPA Method 8015M, BTEX by EPA Method 8021, MTBE, di-isopropyl ether (DIPE), ethyl tertiary butyl ether (ETBE), tertiary amyl methyl ether (TAME), Tertiary butyl ether (TBA), 1,2-dichloroethane (1,2-DCA), ethylene di-bromide (EDB), and ethanol - (8 oxygenates) by EPA Method 8260. Groundwater samples are additionally collected from monitoring well MW-1 and analyzed for volatile organic compounds (VOCs) by EPA Method 8260, and semi-volatile organic compounds (SVOCs) by EPA Method 8270C.

TRC has been contracted to perform the monitoring and sampling at the site. A copy of TRC's *Quarterly Monitoring Report-July through September 2008*, dated August 5, 2008, has been forwarded with this report. Analytical data and groundwater elevation data from the neighboring Former Shell service station is also included in the attached TRC report.

During the most recent groundwater monitoring event, conducted on July 3, 2008, the depth to groundwater ranged from 0.91 feet (MW-8) to 7.31 feet (MW-7) below top of casing (TOC). The groundwater flow direction and gradient was interpreted to be to the southwest at 0.06 foot per foot (ft/ft). Historic groundwater flow directions are shown on a rose diagram presented as Attachment A.

Contaminants of Concern:

TPHg: TPHg was above the laboratory's indicated reporting limits in the groundwater samples collected and submitted for analysis from monitoring wells MW-1 (92,000 µg/L), MW-2 (1,100 µg/L), MW-3 (2,300 µg/L), MW-4 (140 µg/L), MW-5 (260 µg/L), and MW-7 (1,600 µg/L) during the current event. However, laboratory notes indicate that the TPHg does not exhibit a "gasoline pattern". TPH is entirely due to MTBE in the groundwater samples collected and submitted for analysis from monitoring wells MW-2, MW-4, MW-5, and MW-7 during the current event.

Benzene: Benzene was above the laboratory's indicated reporting limits in the groundwater samples collected and submitted for analysis from monitoring wells MW-1 (7,000 µg/L), MW-2 (14 µg/L), MW-3 (99 µg/L), MW-4 (4.5 µg/L), and MW-7 (0.45 µg/L) during the current event.

MTBE: MTBE was above the laboratory's indicated reporting limits in the groundwater samples collected and submitted for analysis from monitoring wells MW-1 (110 µg/L), MW-2 (1,400 µg/L), MW-3 (190 µg/L), MW-4 (100 µg/L), MW-5 (360 µg/L), MW-6 (1.4 µg/L), and MW-7 (2,300 µg/L) during the current event.

Additionally, toluene was above the laboratory's indicated reporting limits in the groundwater samples collected and submitted for analysis from monitoring wells MW-1

(16,000 µg/L), MW-2 (1.1 µg/L), MW-3 (66 µg/L), and MW-4 (1.3 µg/L). Ethylbenzene was above the laboratory's indicated reporting limits in the groundwater samples collected and submitted for analysis from monitoring wells MW-1 (3,500 µg/L), MW-2 (2.0 µg/L), and MW-3 (210 µg/L). Total xylenes were above the laboratory's indicated reporting limits in the groundwater samples collected and submitted for analysis from monitoring wells MW-1 (15,000 µg/L), MW-2 (1.2 µg/L), and MW-3 (220 µg/L). 1,2-DCA was above the laboratory's indicated reporting limits in the groundwater samples collected and submitted for analysis from monitoring wells MW-4 (1.4 µg/L), MW-5 (1.5 µg/L), and MW-7 (2.2 µg/L). TBA was above the laboratory's indicated reporting limits in the groundwater samples collected and submitted for analysis from monitoring wells MW-2 (8,300 µg/L), MW-4 (27 µg/L), and MW-7 (940 µg/L). TAME was above the laboratory's indicated reporting limit in the groundwater sample collected and submitted for analysis from monitoring well MW-7 (1.2 µg/L). TPHd was above the laboratory's indicated reporting limit in the groundwater sample collected and submitted for analysis from monitoring well MW-1 (9,300 µg/L).

During the first quarter 2007 monitoring and sampling event groundwater samples were collected from monitoring wells MW-2 and MW-4 for heterotrophic plate count (HPC). The HPC analytical data indicate that the dissolved oxygen (DO) in the groundwater in the vicinity of monitoring well MW-2 is depleted thus limiting the growth of natural bacterial populations. The HPC analytical data indicate that the DO in the groundwater in the vicinity of monitoring well MW-4 is also depleted but to a lesser extent than in the vicinity of monitoring well MW-2. Therefore, if oxygen were introduced into the groundwater, via oxygen injection, the increased oxygen would likely stimulate the growth of natural bacterial populations thus increasing the degradation of the petroleum hydrocarbons in the groundwater.

REMEDIATION STATUS

No active remediation is presently ongoing at this site.

Approximately 1,350 tons of soil and backfill were removed during the 1998 UST removal. As of December 23, 2004, approximately 476,015 gallons of groundwater was pumped from the site during bi-weekly groundwater extraction from wells MW-1, MW-7, and TP-1. The groundwater extraction program was discontinued in December 2004.

CHARACTERIZATION STATUS

A former Shell service station down-gradient from the site currently has elevated petroleum hydrocarbons present in groundwater as evidenced in samples collected from on-site monitor wells (33,000 µg/L total purgeable petroleum hydrocarbons (TPPH), 3,800 µg/L benzene, and 2,600 µg/L MTBE in groundwater samples from Shell monitor well MW-3).

RECENT CORRESPONDENCE

A letter dated September 24, 2008 requested that COP submit a work plan for additional assessment in the vicinity of monitoring well MW-1 and a soil vapor survey to be submitted by November 21, 2008.

THIS QUARTER ACTIVITIES (Third Quarter 2008)

1. TRC conducted the quarterly monitoring and sampling event at the site.

WASTE DISPOSAL SUMMARY

No waste was disposed of from the site during this reporting period.

NEXT QUARTER ACTIVITIES (Third Quarter 2008)

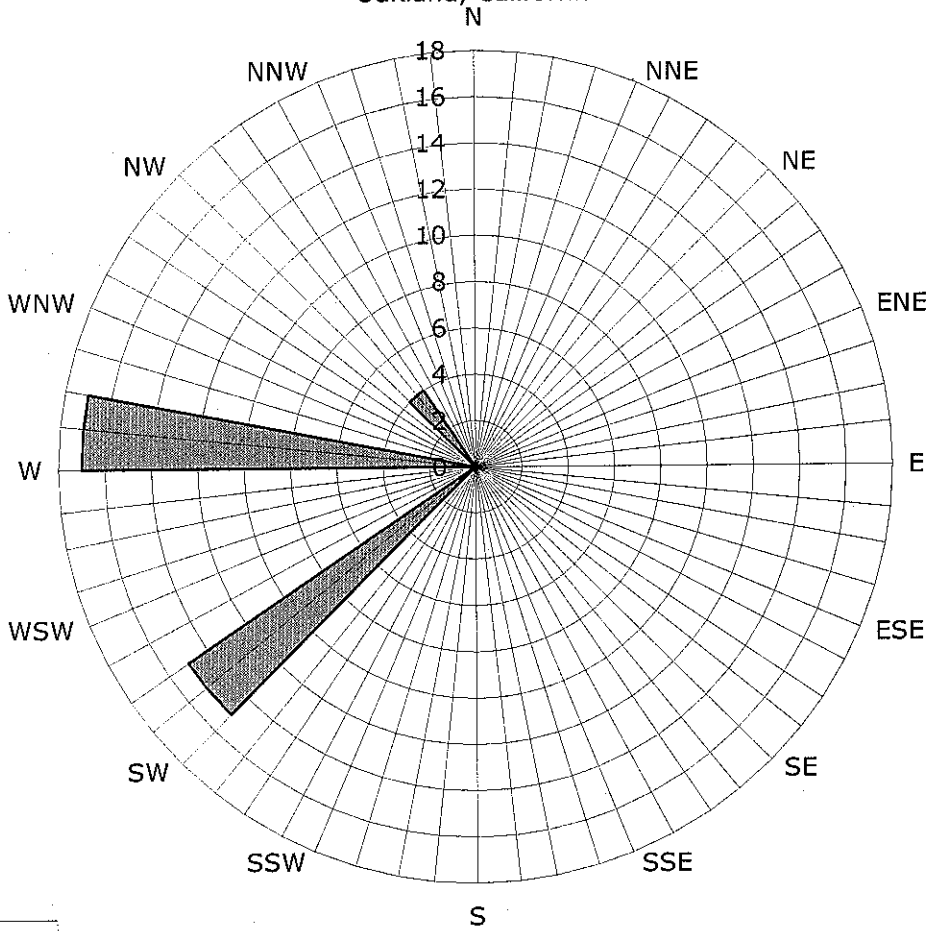
1. TRC will conduct the quarterly groundwater monitoring and sampling event at the site.
2. Delta will prepare a work plan for additional assessment in the vicinity of monitoring well MW-1 and a soil vapor survey to be submitted by November 21, 2008.

CONSULTANT: Delta Consultants

Attachment A – Historic Groundwater Flow Directions

Attachment A
Historic Groundwater Flow Directions

Historic Groundwater Flow Directions
ConocoPhillips Site No. 1156
 4276 MacArthur Boulevard
 Oakland, California



Legend
 Concentric circles represent
 quarterly monitoring events
 Third Quarter 1999 through
 Third Quarter 2008
 36 data points shown

■ Groundwater Flow Direction



21 Technology Drive
Irvine, CA 92618

949.727.9336 PHONE
949.727.7399 FAX

www.TRCSolutions.com

DATE: August 5, 2008

TO: ConocoPhillips Company
76 Broadway
Sacramento, CA 95818

ATTN: MR. TERRY GRAYSON

SITE: 76 STATION 1156
4276 MACARTHUR BOULEVARD
OAKLAND, CALIFORNIA

RE: QUARTERLY MONITORING REPORT
JULY THROUGH SEPTEMBER 2008

Dear Mr. Grayson:

Please find enclosed our Quarterly Monitoring Report for 76 Station 1156, located 4276 MacArthur Boulevard, Oakland, California. If you have any questions regarding this report, please call us at (949) 727-9336.

Sincerely,

TRC

A handwritten signature in black ink, appearing to read "Anju Farfan".

Anju Farfan
Groundwater Program Operations Manager

CC: Mr. Dennis Dettloff, Delta Consultants (2 copies)

Enclosures
20-0400/1156R20.QMS



**QUARTERLY MONITORING REPORT
JULY THROUGH SEPTEMBER 2008**

76 STATION 1156
4276 MacArthur Boulevard
Oakland, California

Prepared For:

Mr. Terry Grayson
CONOCOPHILLIPS COMPANY
76 Broadway
Sacramento, California 95818

By:

Senior Project Geologist, Irvine Operations

Date: 8/5/08



LIST OF ATTACHMENTS

Summary Sheet	Summary of Gauging and Sampling Activities
Tables	<p>Table Key</p> <p>Contents of Tables</p> <p>Table 1: Current Fluid Levels and Selected Analytical Results</p> <p>Table 1a: Additional Current Analytical Results</p> <p>Table 1b: Additional Current Analytical Results</p> <p>Table 1c: Additional Current Analytical Results</p> <p>Table 1d: Additional Current Analytical Results</p> <p>Table 1f: Additional Current Analytical Results</p> <p>Table 1g: Additional Current Analytical Results</p> <p>Table 2: Historic Fluid Levels and Selected Analytical Results</p> <p>Table 2a: Additional Historic Analytical Results</p> <p>Table 2b: Additional Historic Analytical Results</p> <p>Table 2c: Additional Historic Analytical Results</p> <p>Table 2d: Additional Historic Analytical Results</p> <p>Table 2e: Additional Historic Analytical Results</p> <p>Table 2f: Additional Historic Analytical Results</p> <p>Table 2g: Additional Historic Analytical Results</p> <p>Table 2h: Additional Historic Analytical Results</p>
Coordinated Event Data	<p><i>Former Shell Station</i></p> <p>Well Concentrations</p>
Figures	<p>Figure 1: Vicinity Map</p> <p>Figure 2: Groundwater Elevation Contour Map</p> <p>Figure 3: Dissolved-Phase TPH-G Concentration Map</p> <p>Figure 4: Dissolved-Phase Benzene Concentration Map</p> <p>Figure 5: Dissolved-Phase MTBE Concentration Map</p>
Graphs	<p>Groundwater Elevations vs. Time</p> <p>Benzene Concentrations vs. Time</p> <p>MTBE Concentrations vs. Time</p>
Field Activities	<p>General Field Procedures</p> <p>Field Monitoring Data Sheet – 07/03/08</p> <p>Groundwater Sampling Field Notes – 07/03/08</p>
Laboratory Reports	<p>Official Laboratory Reports</p> <p>Quality Control Reports</p> <p>Chain of Custody Records</p>
Statements	<p>Purge Water Disposal</p> <p>Limitations</p>

Summary of Gauging and Sampling Activities
July 2008 through September 2008
76 Station 1156
4276 MacArthur Boulevard
Oakland, CA

Project Coordinator: **Terry Grayson**
Telephone: **916-558-7666**

Water Sampling Contractor: **TRC**
Compiled by: **Christina Carrillo**

Date(s) of Gauging/Sampling Event: **07/03/08**

Sample Points

Groundwater wells: **4 onsite, 4 offsite** Points gauged: **8** Points sampled: **8**
Purging method: **Submersible pump**
Purge water disposal: **Veolia/Rodeo Unit 100**
Other Sample Points: **0** Type: **--**

Liquid Phase Hydrocarbons (LPH)

Sample Points with LPH: **0** Maximum thickness (feet): **--**
LPH removal frequency: **--** Method: **--**
Treatment or disposal of water/LPH: **--**

Hydrogeologic Parameters

Depth to groundwater (below TOC): Minimum: **0.91 feet** Maximum: **7.31 feet**
Average groundwater elevation (relative to available local datum): **168.68 feet**
Average change in groundwater elevation since previous event: **-0.90 feet**
Interpreted groundwater gradient and flow direction:
 Current event: **0.06 ft/ft, southwest**
 Previous event: **0.007 ft/ft, west (04/04/08)**

Selected Laboratory Results

Sample Points with detected **Benzene**: **5** Sample Points above MCL (1.0 µg/l): **4**
 Maximum reported benzene concentration: **7,000 µg/l (MW-1)**
Sample Points with **TPH-G** **6** Maximum: **92,000 µg/l (MW-1)**
Sample Points with **MTBE 8260B** **7** Maximum: **2,300 µg/l (MW-7)**

Notes:

TABLES

TABLE KEY

STANDARD ABBREVIATIONS

--	=	not analyzed, measured, or collected
LPH	=	liquid-phase hydrocarbons
Trace	=	less than 0.01 foot of LPH in well
µg/l	=	micrograms per liter (approx. equivalent to parts per billion, ppb)
mg/l	=	milligrams per liter (approx. equivalent to parts per million, ppm)
ND <	=	not detected at or above laboratory detection limit
TOC	=	top of casing (surveyed reference elevation)

ANALYTES

BTEX	=	benzene, toluene, ethylbenzene, and (total) xylenes
DIPE	=	di-isopropyl ether
ETBE	=	ethyl tertiary butyl ether
MTBE	=	methyl tertiary butyl ether
PCB	=	polychlorinated biphenyls
PCE	=	tetrachloroethene
TBA	=	tertiary butyl alcohol
TCA	=	trichloroethane
TCE	=	trichloroethene
TPH-G	=	total petroleum hydrocarbons with gasoline distinction
TPH-G (GC/MS)	=	total petroleum hydrocarbons with gasoline distinction utilizing EPA Method 8260B
TPH-D	=	total petroleum hydrocarbons with diesel distinction
TRPH	=	total recoverable petroleum hydrocarbons
TAME	=	tertiary amyl methyl ether
1,1-DCA	=	1,1-dichloroethane
1,2-DCA	=	1,2-dichloroethane (same as EDC, ethylene dichloride)
1,1-DCE	=	1,1-dichloroethene
1,2-DCE	=	1,2-dichloroethene (cis- and trans-)
DNA	=	data not available

NOTES

1. Elevations are in feet above mean sea level. Depths are in feet below surveyed top-of-casing.
2. Groundwater elevations for wells with LPH are calculated as: Surface Elevation - Measured Depth to Water + (Dp x LPH Thickness), where Dp is the density of the LPH, if known. A value of 0.75 is used for gasoline and when the density is not known. A value of 0.83 is used for diesel.
3. Wells with LPH are generally not sampled for laboratory analysis (see General Field Procedures).
4. Comments shown on tables are general. Additional explanations may be included in field notes and laboratory reports, both of which are included as part of this report.
5. A "J" flag indicates that a reported analytical result is an estimated concentration value between the method detection limit (MDL) and the practical quantification limit (PQL) specified by the laboratory.
6. Other laboratory flags (qualifiers) may have been reported. See the official laboratory report (attached) for a complete list of laboratory flags.
7. Concentration graphs based on tables (presented following Figures) show non-detect results prior to the Second Quarter 2000 plotted at fixed values for graphical display. Non-detect results reported since that time are plotted at reporting limits stated in the official laboratory report.
8. Groundwater vs. Time graphs may be corrected for apparent level changes due to resurvey.

REFERENCE

TRC began groundwater monitoring and sampling for 76 Station 1156 in October 2003. Historical data compiled prior to that time were provided by Gettler-Ryan Inc.

Contents of Tables 1 and 2

Site: 76 Station 1156

Current Event

Table 1	Well/Date	Depth to Water	LPH Thickness	Ground-water Elevation	Change in Elevation	TPH-G (8015M)	TPH-G (GC/MS)	Benzene	Toluene	Ethylbenzene	Total Xylenes	MTBE (8021B)	MTBE (8260B)	Comments		
Table 1a	Well/Date	TPH-D	TBA	Ethanol (8260B)	Ethylene-dibromide (EDB)	1,2-DCA (EDC)	DIPE	ETBE	TAME	Bromodichloromethane	Bromoform	Bromomethane	Carbon Tetrachloride	Chlorobenzene	Chloroethane	Chloroform
Table 1b	Well/Date	Chloromethane	Dibromochloromethane	1,2-Dichlorobenzene	1,3-Dichlorobenzene	1,4-Dichlorobenzene	Dichlorodifluoromethane	1,1-DCA	1,1-DCE	cis-1,2-DCE	trans-1,2-DCE	1,2-Dichloropropane	cis-1,3-Dichloropropene	trans-1,3-Dichloropropene	Methylene chloride	1,1,2,2-Tetrachloroethane
Table 1c	Well/Date	Tetrachloroethene (PCE)	Trichlorotrifluoroethane	1,1,1-Trichloroethane	1,1,2-Trichloroethane	Trichloroethene (TCE)	Trichlorofluoromethane	Vinyl chloride	Acenaphthene	Acenaphthylene (svoc)	Anthracene	Benzo[a]anthracene	Benzo[a]pyrene	Benzo[b]fluoranthene	Benzo[g,h,i]perylene	Benzo[k]fluoranthene
Table 1d	Well/Date	Benzoic Acid	Benzyl Alcohol	Bis(2-chloroethoxy)	Bis(2-chloroethyl) ether	Bis(2-chloroisopropyl)	Bis(2-ethylhexyl) phthalate	4-Bromophenyl ether	Butylbenzyl phthalate	4-Chloro-3-methylphenol	4-Chloroaniline	2-Chloronaphthalene	2-Chlorophenol	4-Chlorophenyl	Chrysene	Dibenzo[a,h]anthracene
Table 1e	Well/Date	Dibenzofuran	1,2-Dichlorobenzene	1,3-Dichlorobenzene	1,4-Dichlorobenzene	3,3-Dichlorobenzidine	2,4-Dichlorophenol	Diethyl phthalate	2,4-Dimethylphenol	Dimethyl phthalate	Di-n-butyl phthalate	2,4-Dinitrophenol	2,4-Dinitrotoluene	2,6-Dinitrotoluene	Di-n-octyl phthalate	Fluoranthene
Table 1f	Well/Date	Fluorene	Hexachlorobenzene	HCBD (svoc)	Hexachlorocyclopentadiene	Hexachloroethane	Indeno[1,2,3-c,d]pyrene	Isophorone	2-Methyl-4,6-dinitrophenol	2-Methylnaphthalene	2-Methylphenol	Naphthalene (svoc)	2-Nitroaniline	3-Nitroaniline	4-Nitroaniline	Nitrobenzene
Table 1g	Well/Date	2-Nitrophenol	4-Nitrophenol	N-nitrosodiphenylpropyl-	N-Nitrosodiphenylamine	Pentachlorophenol	Phenanthrene	Phenol	Pyrene	1,2,4-Trichlorobenzene	2,4,6-Trichlorophenol	2,4,5-Trichlorophenol				

Historic Data

Table 2	Well/Date	Depth to Water	LPH Thickness	Ground-water Elevation	Change in Elevation	TPH-G (8015M)	TPH-G (GC/MS)	Benzene	Toluene	Ethylbenzene	Total Xylenes	MTBE (8021B)	MTBE (8260B)	Comments		
Table 2a	Well/Date	TPH-D	TBA	Ethanol (8015B)	Ethanol (8260B)	Ethylene-dibromide (EDB)	1,2-DCA (EDC)	DIPE	ETBE	TAME	Acenaphthylene	Bromodichloromethane	Bromoform	Bromomethane	Carbon Tetrachloride	Chlorobenzene
Table 2b	Well/Date	Chloroethane	Chloroform	Chloromethane	Dibromochloromethane	1,2-Dichlorobenzene	1,3-Dichlorobenzene	1,4-Dichlorobenzene	Dichlorodifluoromethane	1,1-DCA	1,1-DCE	cis-1,2-DCE	trans-1,2-DCE	1,2-Dichloropropane	cis-1,3-Dichloropropene	trans-1,3-Dichloropropene

Table 1
CURRENT FLUID LEVELS AND SELECTED ANALYTICAL RESULTS
July 3, 2008
76 Station 1156

Date Sampled	TOC Elevation (feet)	Depth to Water (feet)	LPH Thickness (feet)	Ground-water Elevation (feet)	Change in Elevation (feet)	TPH-G (8015M) (µg/l)	TPH-G (GC/MS) (µg/l)	Benzene (µg/l)	Toluene (µg/l)	Ethyl-benzene (µg/l)	Total Xylenes (µg/l)	MTBE (8021B) (µg/l)	MTBE (8260B) (µg/l)	Comments
MW-1		(Screen Interval in feet: 5.0-25.0)												
07/03/08	177.54	6.00	0.00	171.54	-0.75	92000	--	7000	16000	3500	15000	--	110	
MW-2		(Screen Interval in feet: 5.0-25.0)												
07/03/08	173.50	4.70	0.00	168.80	-1.18	1100	--	14	1.1	2.0	1.2	--	1400	
MW-3		(Screen Interval in feet: 5.0-25.0)												
07/03/08	178.13	7.28	0.00	170.85	-1.59	2300	--	99	66	210	220	--	190	
MW-4		(Screen Interval in feet: 5.0-25.0)												
07/03/08	178.96	5.89	0.00	173.07	-1.69	140	--	4.5	1.3	ND<0.30	ND<0.60	--	100	
MW-5		(Screen Interval in feet: 5.0-25.0)												
07/03/08	169.18	2.27	0.00	166.91	-0.55	260	--	ND<0.30	ND<0.30	ND<0.30	ND<0.60	--	360	
MW-6		(Screen Interval in feet: 5.0-25.0)												
07/03/08	169.04	2.19	0.00	166.85	-0.59	ND<50	--	ND<0.30	ND<0.30	ND<0.30	ND<0.60	--	1.4	
MW-7		(Screen Interval in feet: 5.0-25.0)												
07/03/08	171.64	7.31	0.00	164.33	-0.51	1600	--	0.45	ND<0.30	ND<0.30	ND<0.60	--	2300	
MW-8		(Screen Interval in feet: 15.0-25.0)												
07/03/08	167.97	0.91	0.00	167.06	-0.36	ND<50	--	ND<0.30	ND<0.30	ND<0.30	ND<0.60	--	ND<0.50	

Table 1 a
ADDITIONAL CURRENT ANALYTICAL RESULTS
76 Station 1156

Date Sampled	TPH-D	TBA	Ethanol (8260B)	Ethylene-dibromide (EDB)	1,2-DCA (EDC)	DIPE	ETBE	TAME	Bromo-dichloro-methane	Bromo-form	Bromo-methane	Carbon Tetra-chloride	Chloro-benzene	Chloro-ethane	Chloroform
	(µg/l)	(µg/l)	(µg/l)	(µg/l)	(µg/l)	(µg/l)	(µg/l)	(µg/l)	(µg/l)	(µg/l)	(µg/l)	(µg/l)	(µg/l)	(µg/l)	(µg/l)
MW-1 07/03/08	9300	ND<250	ND<6200	ND<12	ND<12	ND<12	ND<12	ND<12	ND<12	ND<12	ND<25	ND<12	ND<12	ND<12	ND<12
MW-2 07/03/08	--	8300	ND<250	ND<0.50	ND<0.50	ND<0.50	ND<0.50	ND<0.50	--	--	--	--	--	--	--
MW-3 07/03/08	--	ND<10	ND<250	ND<0.50	ND<0.50	ND<0.50	ND<0.50	ND<0.50	--	--	--	--	--	--	--
MW-4 07/03/08	--	27	ND<250	ND<0.50	1.4	ND<0.50	ND<0.50	ND<0.50	--	--	--	--	--	--	--
MW-5 07/03/08	--	ND<10	ND<250	ND<0.50	1.5	ND<0.50	ND<0.50	ND<0.50	--	--	--	--	--	--	--
MW-6 07/03/08	--	ND<10	ND<250	ND<0.50	ND<0.50	ND<0.50	ND<0.50	ND<0.50	--	--	--	--	--	--	--
MW-7 07/03/08	--	940	ND<250	ND<0.50	2.2	ND<0.50	ND<0.50	1.2	--	--	--	--	--	--	--
MW-8 07/03/08	--	ND<10	ND<250	ND<0.50	ND<0.50	ND<0.50	ND<0.50	ND<0.50	--	--	--	--	--	--	--

Table 1 b
ADDITIONAL CURRENT ANALYTICAL RESULTS
76 Station 1156

Date Sampled	Chloro- methane	Dibromo- chloro- methane	1,2- Dichloro- benzene	1,3- Dichloro- benzene	1,4- Dichloro- benzene	Dichloro- difluoro- methane	1,1-DCA	1,1-DCE	cis- 1,2- DCE	trans- 1,2- DCE	1,2- Dichloro- propane	cis-1,3- Dichloro- propene	trans-1,3- Dichloro- propene	Methylene chloride	1,1,2,2- Tetrachloro- ethane
	(µg/l)	(µg/l)	(µg/l)	(µg/l)	(µg/l)	(µg/l)	(µg/l)	(µg/l)	(µg/l)	(µg/l)	(µg/l)	(µg/l)	(µg/l)	(µg/l)	(µg/l)
MW-1															
07/03/08	ND<12	ND<12	ND<12	ND<12	ND<12	ND<12	ND<12	ND<12	ND<12	ND<12	ND<12	ND<12	ND<12	ND<25	ND<12

Table 1 c
ADDITIONAL CURRENT ANALYTICAL RESULTS
76 Station 1156

Date Sampled	Tetrachloro-ethene (PCE) (µg/l)	Trichloro-trifluoro-ethane (µg/l)	1,1,1-Trichloro-ethane (µg/l)	1,1,2-Trichloro-ethane (µg/l)	Trichloro-ethene (TCE) (µg/l)	Trichloro-fluoro-methane (µg/l)	Vinyl chloride (µg/l)	Acena-phthene (µg/l)	Acena-phthylene (svoc) (µg/l)	Anthra-cene (µg/l)	Benzo[a]-anthracene (µg/l)	Benzo[a]-pyrene (µg/l)	Benzo[b]-fluor-anthene (µg/l)	Benzo-[g,h,i]-perylene (µg/l)	Benzo[k]-fluor-anthene (µg/l)
MW-1 07/03/08	ND<12	ND<12	ND<12	ND<12	ND<12	ND<12	ND<12	ND<20	ND<20	ND<20	ND<20	ND<20	ND<20	ND<20	ND<20

Table 1 d
ADDITIONAL CURRENT ANALYTICAL RESULTS
76 Station 1156

Date Sampled	Benzoic Acid (µg/l)	Benzyl Alcohol (µg/l)	Bis(2-chloro-ethoxy) methane (µg/l)	Bis(2-chloro-ethyl) ether (µg/l)	Bis(2-chloro-isopropyl) ether (µg/l)	Bis(2-ethyl-hexyl) phthalate (µg/l)	4-Bromo-phenyl ether (µg/l)	Butyl-benzyl phthalate (µg/l)	4-Chloro-3-methyl-phenol (µg/l)	4-Chloro-aniline (µg/l)	2-Chloro-naphthalene (µg/l)	2-Chloro-phenol (µg/l)	4-Chloro-phenyl ether (µg/l)	Chrysene (µg/l)	Dibenzo-[a,h]-anthracene (µg/l)
MW-1 07/03/08	ND<100	ND<20	ND<20	ND<20	ND<20	ND<40	ND<20	ND<20	ND<50	ND<20	ND<20	ND<20	ND<20	ND<20	ND<30

Table 1 e
ADDITIONAL CURRENT ANALYTICAL RESULTS
76 Station 1156

Date Sampled	Dibenzo-furan (µg/l)	1,2-Dichlorobenzene (svoc) (µg/l)	1,3-Dichlorobenzene (svoc) (µg/l)	1,4-Dichlorobenzene (svoc) (µg/l)	3,3-Dichlorobenzidine (µg/l)	2,4-Dichlorophenol (µg/l)	Diethyl phthalate (µg/l)	2,4-Dimethylphenol (µg/l)	Dimethyl phthalate (µg/l)	Di-n-butyl phthalate (µg/l)	2,4-Dinitrophenol (µg/l)	2,4-Dinitrotoluene (µg/l)	2,6-Dinitrotoluene (µg/l)	Di-n-octyl phthalate (µg/l)	Fluoranthene (µg/l)
MW-1 07/03/08	ND<20	ND<20	ND<20	ND<20	ND<100	ND<20	ND<20	ND<20	ND<20	ND<20	ND<100	ND<20	ND<20	ND<20	ND<20

Table 1 f
ADDITIONAL CURRENT ANALYTICAL RESULTS
76 Station 1156

Date Sampled	Fluorene (µg/l)	Hexachlorobenzene (µg/l)	HCBD (svoc) (µg/l)	Hexachlorocyclopentadiene (µg/l)	Hexachloroethane (µg/l)	Indeno[1,2,3-c,d]pyrene (µg/l)	Isophorone (µg/l)	2-Methyl-4,6-dinitrophenol (µg/l)	2-Methylnaphthalene (µg/l)	2-Methylphenol (µg/l)	Naphthalene (svoc) (µg/l)	2-Nitroaniline (µg/l)	3-Nitroaniline (µg/l)	4-Nitroaniline (µg/l)	Nitrobenzene (µg/l)
MW-1 07/03/08	ND<20	ND<20	ND<20	ND<20	ND<20	ND<20	ND<20	ND<100	270	ND<20	750	ND<20	ND<20	ND<50	ND<20

Table 1 g
ADDITIONAL CURRENT ANALYTICAL RESULTS
76 Station 1156

Date Sampled	2-Nitrophenol (µg/l)	4-Nitrophenol (µg/l)	N-nitrosodipropylamine (µg/l)	N-Nitrosodiphenylamine (µg/l)	Pentachlorophenol (µg/l)	Phenanthrene (µg/l)	Phenol (µg/l)	Pyrene (µg/l)	1,2,4-Trichlorobenzene (svoc) (µg/l)	2,4,6-Trichlorophenol (µg/l)	2,4,5-Trichlorophenol (µg/l)
MW-1 07/03/08	ND<20	ND<20	ND<20	ND<20	ND<100	ND<20	ND<20	ND<20	ND<20	ND<50	ND<50

Table 2
HISTORIC FLUID LEVELS AND SELECTED ANALYTICAL RESULTS
July 1999 Through July 2008
76 Station 1156

Date Sampled	TOC Elevation	Depth to Water	LPH Thickness	Ground-water Elevation	Change in Elevation	TPH-G (8015M)	TPH-G (GC/MS)	Benzene	Toluene	Ethyl-benzene	Total Xylenes	MTBE (8021B)	MTBE (8260B)	Comments
(feet)	(feet)	(feet)	(feet)	(feet)	(feet)	(µg/l)	(µg/l)	(µg/l)	(µg/l)	(µg/l)	(µg/l)	(µg/l)	(µg/l)	
MW-1 (Screen Interval in feet: 5.0-25.0)														
07/20/99	174.86	7.50	0.00	167.36	--	120000	--	11000	27000	3300	18000	ND	--	
09/28/99	174.86	8.75	0.00	166.11	-1.25	6020	--	1030	1040	68.5	412	321	333	
01/07/00	174.86	9.05	0.02	165.82	-0.29	72700	--	7410	13900	2070	9620	ND	--	GWE corrected
03/31/00	174.86	7.18	0.00	167.68	1.86	92000	--	10000	23000	3200	14000	ND	--	
07/14/00	174.86	7.68	0.00	167.18	-0.50	108000	--	8250	18700	3750	17800	ND	--	
10/03/00	174.86	7.99	0.00	166.87	-0.31	96000	--	8760	20000	3350	15600	ND	--	
01/03/01	174.86	9.18	0.00	165.68	-1.19	37000	--	5800	13000	1700	8100	2200	--	
04/04/01	174.86	8.05	0.00	166.81	1.13	86900	--	7780	18500	2470	11800	ND	481	
07/17/01	174.86	7.01	0.00	167.85	1.04	79000	--	5600	11000	2800	12000	ND	230	
10/03/01	177.54	7.89	0.00	169.65	1.80	99000	--	8200	18000	3000	16000	ND<2500	--	
10/05/01	177.54	7.91	0.00	169.63	-0.02	--	--	--	--	--	--	--	--	
01/28/02	177.54	5.98	0.00	171.56	1.93	110000	--	8900	19000	2600	12000	3000	440	
04/25/02	177.54	6.19	0.00	171.35	-0.21	93000	--	8100	18000	3000	15000	810	670	
07/18/02	177.54	6.99	0.00	170.55	-0.80	69000	--	5400	10000	2100	10000	ND<500	620	
10/07/02	177.54	7.73	0.00	169.81	-0.74	82000	--	9200	20000	2600	13000	1300	760	
01/06/03	177.54	5.48	0.00	172.06	2.25	82000	--	6500	18000	2700	11000	ND<1000	790	
04/07/03	177.54	6.30	0.00	171.24	-0.82	74000	--	7000	15000	2400	11000	1000	800	
07/07/03	177.54	6.47	0.00	171.07	-0.17	60000	--	6400	11000	2600	11000	600	530	
10/09/03	177.54	7.85	0.00	169.69	-1.38	91000	81000	8100	17000	3200	14000	--	660	Sampled for TPH-G by 8015M on 11/14/03.
01/14/04	177.54	6.69	0.00	170.85	1.16	98000	--	8000	21000	2600	15000	ND<1300	ND<800	
04/28/04	177.54	6.43	0.00	171.11	0.26	93000	--	9000	20000	1300	10000	1400	560	
07/12/04	177.54	7.44	0.00	170.10	-1.01	57000	--	6900	7200	1600	580	490	440	
10/25/04	177.54	7.54	0.00	170.00	-0.10	66000	--	7300	19000	2700	14000	ND<1300	330	

Table 2
HISTORIC FLUID LEVELS AND SELECTED ANALYTICAL RESULTS
July 1999 Through July 2008
76 Station 1156

Date Sampled	TOC Elevation (feet)	Depth to Water (feet)	LPH Thickness (feet)	Ground-water Elevation (feet)	Change in Elevation (feet)	TPH-G (8015M) (µg/l)	TPH-G (GC/MS) (µg/l)	Benzene (µg/l)	Toluene (µg/l)	Ethyl-benzene (µg/l)	Total Xylenes (µg/l)	MTBE (8021B) (µg/l)	MTBE (8260B) (µg/l)	Comments
MW-1 continued														
01/17/05	177.54	5.79	0.00	171.75	1.75	86000	--	8600	21000	3200	15000	ND<1300	570	
04/06/05	177.54	4.93	0.00	172.61	0.86	85000	--	8400	20000	3200	16000	ND<1300	580	
07/08/05	177.54	5.35	0.00	172.19	-0.42	69000	--	7100	17000	2700	14000	ND<1300	290	
10/07/05	177.54	5.96	0.00	171.58	-0.61	68000	--	5900	8300	1800	8300	330	250	
01/27/06	177.54	5.08	0.00	172.46	0.88	94000	--	7400	19000	3700	14000	450	360	
04/28/06	177.54	4.85	0.00	172.69	0.23	74000	--	6400	13000	2300	10000	460	280	
07/28/06	177.54	5.32	0.00	172.22	-0.47	74000	--	6600	12000	3100	13000	330	220	
10/27/06	177.54	6.13	0.00	171.41	-0.81	100000	--	8300	20000	3600	16000	280	250	
01/10/07	177.54	5.47	0.00	172.07	0.66	84000	--	7100	15000	2600	13000	350	260	
04/13/07	177.54	5.60	0.00	171.94	-0.13	27000	--	5600	840	2300	3200	270	220	
07/19/07	177.54	5.69	0.00	171.85	-0.09	83000	--	6000	15000	2600	13000	1000	200	
10/08/07	177.54	--	--	--	--	--	--	--	--	--	--	--	--	Gate locked; no key available
01/09/08	177.54	5.15	0.00	172.39	--	40000	--	6000	4800	2600	5100	840	170	Gauged on 1/18/08
04/04/08	177.54	5.25	0.00	172.29	-0.10	71000	--	6800	12000	3300	13000	--	160	
07/03/08	177.54	6.00	0.00	171.54	-0.75	92000	--	7000	16000	3500	15000	--	110	
MW-2 (Screen Interval in feet: 5.0-25.0)														
07/20/99	173.01	5.40	--	167.61	--	ND	--	ND	ND	ND	ND	4500	11000	
09/28/99	173.01	5.60	0.00	167.41	-0.20	1390	--	124	ND	62.9	43.1	5280	6150	
01/07/00	173.01	5.92	0.00	167.09	-0.32	1450	--	99	ND	23.8	16	33100	--	
03/31/00	173.01	5.23	0.00	167.78	0.69	ND	--	42	ND	ND	ND	17000	--	
07/14/00	173.01	5.52	0.00	167.49	-0.29	ND	--	44.7	ND	ND	ND	66500	--	
10/03/00	173.01	6.04	0.00	166.97	-0.52	ND	--	56.7	ND	ND	ND	57500	--	
01/03/01	173.01	6.42	0.00	166.59	-0.38	ND	--	ND	ND	ND	ND	49000	--	
04/04/01	173.01	6.14	0.00	166.87	0.28	ND	--	ND	ND	ND	ND	38700	37800	

Table 2
HISTORIC FLUID LEVELS AND SELECTED ANALYTICAL RESULTS
July 1999 Through July 2008
76 Station 1156

Date Sampled	TOC Elevation (feet)	Depth to Water (feet)	LPH Thickness (feet)	Ground-water Elevation (feet)	Change in Elevation (feet)	TPH-G (8015M) (µg/l)	TPH-G (GC/MS) (µg/l)	Benzene (µg/l)	Toluene (µg/l)	Ethyl-benzene (µg/l)	Total Xylenes (µg/l)	MTBE (8021B) (µg/l)	MTBE (8260B) (µg/l)	Comments
MW-2 continued														
07/17/01	173.01	5.30	0.00	167.71	0.84	ND	--	ND	ND	ND	ND	65000	56000	
10/03/01	173.50	7.38	0.00	166.12	-1.59	ND<250	--	2.7	ND<2.5	ND<2.5	ND<2.5	14000	18000	
01/28/02	173.50	5.68	0.00	167.82	1.70	ND<250	--	2.5	4.4	2.8	7.4	11000	10000	
04/25/02	173.50	5.82	0.00	167.68	-0.14	ND<50	--	ND<0.50	ND<0.50	ND<0.50	ND<0.50	8400	8100	
07/18/02	173.50	6.90	0.00	166.60	-1.08	ND<500	--	ND<5.0	ND<5.0	ND<5.0	ND<5.0	4300	8800	
10/07/02	173.50	7.54	0.00	165.96	-0.64	4300	--	ND<10	27	21	75	7100	5900	
01/06/03	173.50	6.79	0.00	166.71	0.75	5900	--	ND<5.0	ND<5.0	ND<5.0	ND<5.0	31000	35000	
04/07/03	173.50	6.49	0.00	167.01	0.30	1500	--	ND<10	14	11	38	2000	1500	
07/07/03	173.50	6.72	0.00	166.78	-0.23	ND<2500	--	ND<25	ND<25	ND<25	ND<25	5500	8300	
10/09/03	173.50	7.16	0.00	166.34	-0.44	3500	ND<5000	ND<50	ND<50	ND<50	ND<100	--	8500	Sampled for TPH-G by 8015M on 11/14/03.
01/14/04	173.50	5.53	0.00	167.97	1.63	3200	--	ND<25	ND<25	ND<25	ND<25	2600	3200	
04/28/04	173.50	5.21	0.00	168.29	0.32	22000	--	ND<3	9.2	ND<3	ND<6	35000	22000	
07/12/04	173.50	5.83	0.00	167.67	-0.62	1700	--	3.8	18	2.6	16	3000	3000	
10/25/04	173.50	6.89	0.00	166.61	-1.06	3400	--	ND<25	ND<25	ND<25	ND<25	1800	1600	
01/17/05	173.50	5.70	0.00	167.80	1.19	1700	--	ND<10	ND<10	ND<10	ND<10	1600	1500	
04/06/05	173.50	4.50	0.00	169.00	1.20	3000	--	ND<20	ND<20	ND<20	ND<20	2500	3200	
07/08/05	173.50	4.69	0.00	168.81	-0.19	ND<2000	--	ND<20	ND<20	ND<20	ND<20	2900	3100	
10/07/05	173.50	4.61	0.00	168.89	0.08	7500	--	6.7	6.6	ND<3.0	ND<6.0	5900	5200	
01/27/06	173.50	4.10	0.00	169.40	0.51	2500	--	1.0	2.6	ND<0.30	ND<0.60	2600	2800	
04/28/06	173.50	3.75	0.00	169.75	0.35	3100	--	9.4	3.6	0.94	3.4	3700	3600	
07/28/06	173.50	4.34	0.00	169.16	-0.59	3000	--	2.0	ND<1.5	ND<1.5	ND<3.0	3000	2900	
10/27/06	173.50	5.62	0.00	167.88	-1.28	1800	--	1.5	ND<1.5	ND<1.5	ND<3.0	1600	1300	
01/10/07	173.50	4.02	0.00	169.48	1.60	2100	--	1.1	ND<0.60	ND<0.60	ND<1.2	2300	2000	

Table 2
HISTORIC FLUID LEVELS AND SELECTED ANALYTICAL RESULTS
July 1999 Through July 2008
76 Station 1156

Date Sampled	TOC Elevation (feet)	Depth to Water (feet)	LPH Thickness (feet)	Ground-water Elevation (feet)	Change in Elevation (feet)	TPH-G (8015M) (µg/l)	TPH-G (GC/MS) (µg/l)	Benzene (µg/l)	Toluene (µg/l)	Ethyl-benzene (µg/l)	Total Xylenes (µg/l)	MTBE (8021B) (µg/l)	MTBE (8260B) (µg/l)	Comments
MW-2 continued														
04/13/07	173.50	4.03	0.00	169.47	-0.01	3300	--	12	1.6	0.46	1.1	3600	3200	
07/19/07	173.50	4.41	0.00	169.09	-0.38	2500	--	21	0.64	5.1	1.5	2000	2000	
10/08/07	173.50	4.93	0.00	168.57	-0.52	3400	--	38	1.6	13	2.1	5000	4000	
01/09/08	173.50	3.03	0.00	170.47	1.90	1700	--	6.2	2.5	0.61	0.91	2100	2200	Gauged on 1/18/08
04/04/08	173.50	3.52	0.00	169.98	-0.49	1400	--	15	2.1	0.76	ND<0.60	--	2100	
07/03/08	173.50	4.70	0.00	168.80	-1.18	1100	--	14	1.1	2.0	1.2	--	1400	
MW-3 (Screen Interval in feet: 5.0-25.0)														
07/20/99	178.44	8.50	--	169.94	--	1000	--	76	52	79	76	330	--	
09/28/99	178.44	8.31	0.00	170.13	0.19	1860	--	174	95.4	71.8	135	443	288	
01/07/00	178.44	8.56	0.00	169.88	-0.25	28400	--	2450	3090	1560	3910	1940	--	
03/31/00	178.44	8.42	0.00	170.02	0.14	26000	--	1300	2900	2600	3500	2800	--	
07/14/00	178.44	8.61	0.00	169.83	-0.19	24500	--	1850	2630	2750	3900	548	--	
10/03/00	178.44	9.14	0.00	169.30	-0.53	22000	--	1910	2020	2400	2680	965	--	
01/03/01	178.44	9.06	0.00	169.38	0.08	14000	--	1600	1100	2300	1400	3300	--	
04/04/01	178.44	8.98	0.00	169.46	0.08	19600	--	1150	1470	2100	1820	1050	450	
07/17/01	178.44	7.46	0.00	170.98	1.52	26000	--	1500	2100	2100	3400	ND	350	
10/03/01	178.13	9.81	0.00	168.32	-2.66	22000	--	830	1900	1700	3000	ND<1000	--	
01/28/02	178.13	7.39	0.00	170.74	2.42	30000	--	880	2600	1800	4300	3200	210	
04/25/02	178.13	7.86	0.00	170.27	-0.47	18000	--	500	2000	1300	3800	500	260	
07/18/02	178.13	8.83	0.00	169.30	-0.97	37000	--	1800	3800	2200	8000	ND<250	270	
10/07/02	178.13	9.71	0.00	168.42	-0.88	26000	--	600	2000	1800	6400	ND<120	ND<200	
01/06/03	178.13	7.40	0.00	170.73	2.31	27000	--	800	2100	2000	6400	440	110	
04/07/03	178.13	8.17	0.00	169.96	-0.77	28000	--	660	2200	1900	6300	440	100	
07/07/03	178.13	8.35	0.00	169.78	-0.18	33000	--	1200	2500	2700	8300	280	100	

Table 2
HISTORIC FLUID LEVELS AND SELECTED ANALYTICAL RESULTS
July 1999 Through July 2008
76 Station 1156

Date Sampled	TOC Elevation (feet)	Depth to Water (feet)	LPH Thickness (feet)	Ground-water Elevation (feet)	Change in Elevation (feet)	TPH-G (8015M) (µg/l)	TPH-G (GC/MS) (µg/l)	Benzene (µg/l)	Toluene (µg/l)	Ethyl-benzene (µg/l)	Total Xylenes (µg/l)	MTBE (8021B) (µg/l)	MTBE (8260B) (µg/l)	Comments	
MW-3 continued															
10/09/03	178.13	9.39	0.00	168.74	-1.04	3800	6000	120	260	390	1200	--	190	Sampled for TPH-G by 8015M on 11/14/03.	
01/14/04	178.13	6.86	0.00	171.27	2.53	5100	--	120	240	310	720	190	230		
04/28/04	178.13	6.63	0.00	171.50	0.23	7300	--	250	440	580	1300	740	240		
07/12/04	178.13	7.41	0.00	170.72	-0.78	5500	--	350	310	120	350	180	100		
10/25/04	178.13	8.81	0.00	169.32	-1.40	3300	--	96	140	270	490	94	260		
01/17/05	178.13	6.37	0.00	171.76	2.44	3400	--	150	270	360	750	55	200		
04/06/05	178.13	4.69	0.00	173.44	1.68	14000	--	420	1300	1000	3100	ND<250	200		
07/08/05	178.13	5.23	0.00	172.90	-0.54	5000	--	180	290	500	800	ND<250	150		
10/07/05	178.13	6.35	0.00	171.78	-1.12	6800	--	270	120	ND<0.30	210	260	180		
01/27/06	178.13	5.24	0.00	172.89	1.11	3200	--	120	140	270	460	280	250		
04/28/06	178.13	5.01	0.00	173.12	0.23	4500	--	130	250	380	670	230	180		
07/28/06	178.13	6.21	0.00	171.92	-1.20	4700	--	160	240	510	730	250	150		
10/27/06	178.13	6.93	0.00	171.20	-0.72	3700	--	150	160	460	530	250	140		
01/10/07	178.13	5.93	0.00	172.20	1.00	4800	--	180	160	550	600	230	150		
04/13/07	178.13	6.10	0.00	172.03	-0.17	5100	--	180	240	550	710	230	160		
07/19/07	178.13	6.51	0.00	171.62	-0.41	2000	--	110	64	220	190	190	180		
10/08/07	178.13	7.05	0.00	171.08	-0.54	2100	--	72	65	180	290	180	120		
01/09/08	178.13	3.65	0.00	174.48	3.40	4200	--	200	160	510	580	290	120		Gauged on 1/18/08
04/04/08	178.13	5.69	0.00	172.44	-2.04	7500	--	270	390	810	1200	--	120		
07/03/08	178.13	7.28	0.00	170.85	-1.59	2300	--	99	66	210	220	--	190		
MW-4 (Screen Interval in feet: 5.0-25.0)															
07/20/99	179.10	7.40	--	171.70	--	69	--	2.7	0.77	ND	7.1	100	--		
09/28/99	179.10	7.19	0.00	171.91	0.21	4050	--	1250	72	51.3	133	416	459		

Table 2
HISTORIC FLUID LEVELS AND SELECTED ANALYTICAL RESULTS
July 1999 Through July 2008
76 Station 1156

Date Sampled	TOC Elevation (feet)	Depth to Water (feet)	LPH Thickness (feet)	Ground-water Elevation (feet)	Change in Elevation (feet)	TPH-G (8015M) (µg/l)	TPH-G (GC/MS) (µg/l)	Benzene (µg/l)	Toluene (µg/l)	Ethyl-benzene (µg/l)	Total Xylenes (µg/l)	MTBE (8021B) (µg/l)	MTBE (8260B) (µg/l)	Comments
MW-4 continued														
01/07/00	179.10	8.98	0.00	170.12	-1.79	7010	--	2260	167	271	276	764	--	
03/31/00	179.10	7.26	0.00	171.84	1.72	5500	--	1800	230	330	400	1000	--	
07/14/00	179.10	7.67	0.00	171.43	-0.41	7940	--	2810	332	450	247	1530	--	
10/03/00	179.10	8.12	0.00	170.98	-0.45	11400	--	3110	437	519	816	1040	--	
01/03/01	179.10	9.10	0.00	170.00	-0.98	8600	--	2500	340	480	960	850	--	
04/04/01	179.10	8.63	0.00	170.47	0.47	9950	--	2380	126	416	725	1140	819	
07/17/01	179.10	6.49	0.00	172.61	2.14	10000	--	2300	110	410	800	1200	900	
10/03/01	178.96	7.01	0.00	171.95	-0.66	7800	--	2100	85	380	390	580	820	
01/28/02	178.96	6.21	0.00	172.75	0.80	12000	--	2100	130	350	670	1100	500	
04/25/02	178.96	5.49	0.00	173.47	0.72	3300	--	1300	42	270	250	680	600	
07/18/02	178.96	8.28	0.00	170.68	-2.79	4800	--	1300	71	290	220	530	760	
10/07/02	178.96	7.49	0.00	171.47	0.79	5100	--	1400	110	330	380	650	540	
01/06/03	178.96	6.36	0.00	172.60	1.13	5600	--	1100	57	260	320	370	520	
04/07/03	178.96	6.24	0.00	172.72	0.12	5100	--	1100	55	190	370	550	420	
07/07/03	178.96	6.43	0.00	172.53	-0.19	3000	--	920	28	170	330	480	450	
10/09/03	178.96	7.97	0.00	170.99	-1.54	530	700	100	2.2	5.4	14	--	270	Sampled for TPH-G by 8015M on 11/14/03.
01/14/04	178.96	6.30	0.00	172.66	1.67	530	--	88	4.1	9.9	11	150	180	
04/28/04	178.96	5.68	0.00	173.28	0.62	1200	--	200	5.3	21	13	490	310	
07/12/04	178.96	6.48	0.00	172.48	-0.80	3600	--	1000	14	260	72	710	470	
10/25/04	178.96	6.85	0.00	172.11	-0.37	490	--	34	ND<2.5	ND<2.5	ND<2.5	200	170	
01/17/05	178.96	4.56	0.00	174.40	2.29	620	--	100	2.6	15	8.0	240	200	
04/06/05	178.96	2.90	0.00	176.06	1.66	630	--	81	9.6	16	41	ND<25	26	
07/08/05	178.96	3.74	0.00	175.22	-0.84	980	--	170	24	44	140	ND<25	64	

Table 2
HISTORIC FLUID LEVELS AND SELECTED ANALYTICAL RESULTS
July 1999 Through July 2008
76 Station 1156

Date Sampled	TOC Elevation	Depth to Water	LPH Thickness	Ground-water Elevation	Change in Elevation	TPH-G (8015M)	TPH-G (GC/MS)	Benzene	Toluene	Ethyl-benzene	Total Xylenes	MTBE (8021B)	MTBE (8260B)	Comments
(feet)	(feet)	(feet)	(feet)	(feet)	(feet)	(µg/l)	(µg/l)	(µg/l)	(µg/l)	(µg/l)	(µg/l)	(µg/l)	(µg/l)	
MW-4 continued														
10/07/05	178.96	4.24	0.00	174.72	-0.50	4900	--	1100	11	110	110	370	310	
01/27/06	178.96	3.65	0.00	175.31	0.59	2800	--	580	20	130	230	320	240	
04/28/06	178.96	3.94	0.00	175.02	-0.29	710	--	110	2.4	21	22	140	140	
07/28/06	178.96	4.63	0.00	174.33	-0.69	550	--	120	2.1	12	19	170	150	
10/27/06	178.96	5.19	0.00	173.77	-0.56	260	--	37	2.0	1.9	6.7	130	130	
01/10/07	178.96	4.82	0.00	174.14	0.37	270	--	29	0.72	1.8	2.7	160	150	
04/13/07	178.96	4.25	0.00	174.71	0.57	390	--	53	1.2	3.1	4.1	210	160	
07/19/07	178.96	5.35	0.00	173.61	-1.10	210	--	8.0	1.0	1.4	4.5	120	130	
10/08/07	178.96	5.48	0.00	173.48	-0.13	290	--	17	2.3	3.8	14	160	150	
01/09/08	178.96	3.40	0.00	175.56	2.08	770	--	190	5.9	21	40	210	220	Gauged on 1/18/08
04/04/08	178.96	4.20	0.00	174.76	-0.80	180	--	11	2.0	0.67	2.9	--	110	
07/03/08	178.96	5.89	0.00	173.07	-1.69	140	--	4.5	1.3	ND<0.30	ND<0.60	--	100	
MW-5 (Screen Interval in feet: 5.0-25.0)														
10/03/01	169.18	2.81	0.00	166.37	--	ND<50	--	ND<0.50	ND<0.50	ND<0.50	ND<0.50	1800	2100	
01/28/02	169.18	1.88	0.00	167.30	0.93	ND<50	--	ND<0.50	ND<0.50	ND<0.50	ND<0.50	650	550	
04/25/02	169.18	1.99	0.00	167.19	-0.11	ND<50	--	ND<0.50	ND<0.50	ND<0.50	ND<0.50	2200	2400	
07/18/02	169.18	2.49	0.00	166.69	-0.50	ND<50	--	ND<0.50	ND<0.50	ND<0.50	ND<0.50	530	690	
10/07/02	169.18	2.80	0.00	166.38	-0.31	140	--	ND<0.50	ND<0.50	ND<0.50	ND<0.50	300	330	
01/06/03	169.18	1.86	0.00	167.32	0.94	120	--	ND<0.50	ND<0.50	ND<0.50	ND<0.50	410	350	
04/07/03	169.18	2.15	0.00	167.03	-0.29	220	--	0.53	ND<0.50	ND<0.50	ND<0.50	450	420	
07/07/03	169.18	2.26	0.00	166.92	-0.11	120	--	ND<1.2	ND<1.2	ND<1.2	ND<1.2	220	200	
10/09/03	169.18	2.72	0.00	166.46	-0.46	560	210	ND<1.0	ND<1.0	ND<1.0	ND<2.0	--	290	Sampled for TPH-G by 8015M on 11/14/03.
01/14/04	169.18	2.00	0.00	167.18	0.72	560	--	ND<2.5	ND<2.5	ND<2.5	ND<2.5	670	760	

Table 2
HISTORIC FLUID LEVELS AND SELECTED ANALYTICAL RESULTS
July 1999 Through July 2008
76 Station 1156

Date Sampled	TOC Elevation (feet)	Depth to Water (feet)	LPH Thickness (feet)	Ground-water Elevation (feet)	Change in Elevation (feet)	TPH-G (8015M) (µg/l)	TPH-G (GC/MS) (µg/l)	Benzene (µg/l)	Toluene (µg/l)	Ethyl-benzene (µg/l)	Total Xylenes (µg/l)	MTBE (8021B) (µg/l)	MTBE (8260B) (µg/l)	Comments
MW-5 continued														
04/28/04	169.18	2.01	0.00	167.17	-0.01	760	--	ND<0.3	1.8	ND<0.3	ND<0.6	1200	790	
07/12/04	169.18	2.56	0.00	166.62	-0.55	96	--	1.8	3.3	0.54	3.6	2.8	ND<0.5	
10/25/04	169.18	2.43	0.00	166.75	0.13	1100	--	ND<5.0	ND<5.0	ND<5.0	ND<5.0	780	1100	
01/17/05	169.18	1.49	0.00	167.69	0.94	720	--	ND<5.0	ND<5.0	ND<5.0	ND<5.0	530	550	
04/06/05	169.18	0.95	0.00	168.23	0.54	830	--	ND<5.0	ND<5.0	ND<5.0	ND<5.0	600	760	
07/08/05	169.18	1.49	0.00	167.69	-0.54	ND<500	--	ND<5.0	ND<5.0	ND<5.0	ND<5.0	570	630	
10/07/05	169.18	1.92	0.00	167.26	-0.43	540	--	ND<0.30	ND<0.30	ND<0.30	ND<0.60	530	490	
01/27/06	169.18	2.03	0.00	167.15	-0.11	490	--	ND<0.30	ND<0.30	ND<0.30	ND<0.60	580	610	
04/28/06	169.18	1.02	0.00	168.16	1.01	430	--	ND<0.30	ND<0.30	ND<0.30	ND<0.60	590	520	
07/28/06	169.18	1.57	0.00	167.61	-0.55	480	--	0.34	ND<0.30	ND<0.30	ND<0.60	440	420	
10/27/06	169.18	2.20	0.00	166.98	-0.63	420	--	0.34	ND<0.30	ND<0.30	ND<0.60	460	390	
01/10/07	169.18	1.57	0.00	167.61	0.63	390	--	ND<0.30	ND<0.30	ND<0.30	ND<0.60	430	420	
04/13/07	169.18	1.89	0.00	167.29	-0.32	170	--	3.8	5.9	1.5	3.8	160	120	
07/19/07	169.18	1.92	0.00	167.26	-0.03	ND<50	--	ND<0.30	ND<0.30	ND<0.30	ND<0.60	19	23	
10/08/07	169.18	2.28	0.00	166.90	-0.36	200	--	ND<0.30	ND<0.30	ND<0.30	ND<0.60	310	280	
01/09/08	169.18	1.09	0.00	168.09	1.19	150	--	ND<0.30	ND<0.30	ND<0.30	ND<0.60	170	170	Gauged on 1/18/08
04/04/08	169.18	1.72	0.00	167.46	-0.63	210	--	ND<0.30	ND<0.30	ND<0.30	ND<0.60	--	260	
07/03/08	169.18	2.27	0.00	166.91	-0.55	260	--	ND<0.30	ND<0.30	ND<0.30	ND<0.60	--	360	
MW-6 (Screen Interval in feet: 5.0-25.0)														
10/03/01	169.04	2.87	0.00	166.17	--	ND<50	--	ND<0.50	ND<0.50	ND<0.50	ND<0.50	200	270	
01/28/02	169.04	1.82	0.00	167.22	1.05	ND<50	--	ND<0.50	ND<0.50	ND<0.50	ND<0.50	ND<2.5	--	
04/25/02	169.04	2.01	0.00	167.03	-0.19	ND<50	--	ND<0.50	ND<0.50	ND<0.50	ND<0.50	ND<2.5	--	
07/18/02	169.04	2.44	0.00	166.60	-0.43	ND<50	--	ND<0.50	ND<0.50	ND<0.50	ND<0.50	ND<2.5	ND<2.0	
10/07/02	169.04	2.72	0.00	166.32	-0.28	ND<50	--	ND<0.50	ND<0.50	ND<0.50	ND<0.50	ND<2.5	ND<2.0	

Table 2
HISTORIC FLUID LEVELS AND SELECTED ANALYTICAL RESULTS
July 1999 Through July 2008
76 Station 1156

Date Sampled	TOC Elevation (feet)	Depth to Water (feet)	LPH Thickness (feet)	Ground-water Elevation (feet)	Change in Elevation (feet)	TPH-G (8015M) (µg/l)	TPH-G (GC/MS) (µg/l)	Benzene (µg/l)	Toluene (µg/l)	Ethyl-benzene (µg/l)	Total Xylenes (µg/l)	MTBE (8021B) (µg/l)	MTBE (8260B) (µg/l)	Comments
MW-6 continued														
01/06/03	169.04	1.90	0.00	167.14	0.82	ND<50	--	0.62	1.2	1.2	3.5	ND<2.0	ND<2.0	
04/07/03	169.04	2.02	0.00	167.02	-0.12	ND<50	--	ND<0.50	ND<0.50	ND<0.50	ND<0.50	46	46	
07/07/03	169.04	2.21	0.00	166.83	-0.19	ND<50	--	ND<0.50	ND<0.50	ND<0.50	ND<0.50	ND<2.0	ND<2.0	
10/09/03	169.04	2.71	0.00	166.33	-0.50	ND<50	ND<50	0.95	3.0	1.4	5.5	--	ND<2.0	Sampled for TPH-G by 8015M on 11/14/03.
01/14/04	169.04	2.00	0.00	167.04	0.71	ND<50	--	ND<0.50	0.57	ND<0.50	0.64	ND<5.0	ND<2.0	
04/28/04	169.04	2.18	0.00	166.86	-0.18	ND<50	--	0.39	0.78	ND<0.3	ND<0.6	ND<1	ND<0.5	
07/12/04	169.04	2.69	0.00	166.35	-0.51	ND<50	--	ND<0.3	ND<0.3	ND<0.3	ND<0.6	6.4	ND<0.5	
10/25/04	169.04	2.46	0.00	166.58	0.23	ND<50	--	ND<0.50	ND<0.50	ND<0.50	ND<0.50	ND<5.0	0.57	
01/17/05	169.04	1.54	0.00	167.50	0.92	ND<50	--	ND<0.50	ND<0.50	ND<0.50	ND<0.50	ND<5.0	ND<0.50	
04/06/05	169.04	1.15	0.00	167.89	0.39	ND<50	--	ND<0.50	ND<0.50	ND<0.50	ND<0.50	ND<5.0	ND<0.50	
07/08/05	169.04	1.05	0.00	167.99	0.10	ND<50	--	ND<0.50	ND<0.50	ND<0.50	ND<0.50	ND<5.0	ND<0.50	
10/07/05	169.04	1.90	0.00	167.14	-0.85	ND<50	--	ND<0.30	ND<0.30	ND<0.30	ND<0.60	ND<1.0	ND<0.50	
01/27/06	169.04	1.32	0.00	167.72	0.58	ND<50	--	ND<0.30	ND<0.30	ND<0.30	ND<0.60	ND<1.0	ND<0.50	
04/28/06	169.04	0.00	0.00	169.04	1.32	ND<50	--	ND<0.30	ND<0.30	ND<0.30	ND<0.60	ND<1.0	ND<0.50	
07/28/06	169.04	1.68	0.00	167.36	-1.68	ND<50	--	ND<0.30	ND<0.30	ND<0.30	ND<0.60	ND<1.0	ND<0.50	
10/27/06	169.04	1.98	0.00	167.06	-0.30	ND<50	--	ND<0.30	ND<0.30	ND<0.30	ND<0.60	ND<1.0	ND<0.50	
01/10/07	169.04	1.60	0.00	167.44	0.38	ND<50	--	ND<0.30	ND<0.30	ND<0.30	ND<0.60	ND<1.0	ND<0.50	
04/13/07	169.04	2.01	0.00	167.03	-0.41	ND<50	--	ND<0.30	ND<0.30	ND<0.30	ND<0.60	ND<1.0	ND<0.50	
07/19/07	169.04	1.96	0.00	167.08	0.05	ND<50	--	ND<0.30	ND<0.30	ND<0.30	ND<0.60	ND<1.0	ND<0.50	
10/08/07	169.04	2.35	0.00	166.69	-0.39	ND<50	--	ND<0.30	ND<0.30	ND<0.30	ND<0.60	ND<1.0	0.80	
01/09/08	169.04	1.10	0.00	167.94	1.25	ND<50	--	ND<0.30	ND<0.30	ND<0.30	ND<0.60	ND<1.0	ND<0.50	Gauged on 1/18/08
04/04/08	169.04	1.60	0.00	167.44	-0.50	ND<50	--	ND<0.30	0.40	ND<0.30	0.71	--	ND<0.50	
07/03/08	169.04	2.19	0.00	166.85	-0.59	ND<50	--	ND<0.30	ND<0.30	ND<0.30	ND<0.60	--	1.4	

Table 2
HISTORIC FLUID LEVELS AND SELECTED ANALYTICAL RESULTS
July 1999 Through July 2008
76 Station 1156

Date Sampled	TOC Elevation	Depth to Water	LPH Thickness	Ground-water Elevation	Change in Elevation	TPH-G (8015M)	TPH-G (GC/MS)	Benzene	Toluene	Ethyl-benzene	Total Xylenes	MTBE (8021B)	MTBE (8260B)	Comments
(feet)	(feet)	(feet)	(feet)	(feet)	(feet)	(µg/l)	(µg/l)	(µg/l)	(µg/l)	(µg/l)	(µg/l)	(µg/l)	(µg/l)	
MW-7 (Screen Interval in feet: 5.0-25.0)														
10/03/01	171.64	7.62	0.00	164.02	--	10000	--	210	ND<50	ND<50	800	35000	40000	
01/28/02	171.64	7.21	0.00	164.43	0.41	ND<1000	--	ND<10	ND<10	ND<10	ND<10	42000	38000	
04/25/02	171.64	7.25	0.00	164.39	-0.04	ND<5000	--	660	ND<50	ND<50	ND<50	42000	45000	
07/18/02	171.64	8.12	0.00	163.52	-0.87	ND<5000	--	130	ND<50	ND<50	ND<50	51000	53000	
10/07/02	171.64	7.71	0.00	163.93	0.41	18000	--	ND<50	ND<50	ND<50	ND<50	33000	38000	
01/06/03	171.64	7.63	0.00	164.01	0.08	410	--	0.61	1.0	0.89	2.9	3900	3100	
04/07/03	171.64	7.58	0.00	164.06	0.05	13000	--	ND<20	ND<20	ND<20	ND<20	32000	28000	
07/07/03	171.64	7.56	0.00	164.08	0.02	990	--	8.2	ND<0.50	1.2	ND<0.50	36000	45000	
10/09/03	171.64	7.72	0.00	163.92	-0.16	6800	ND<13000	ND<130	ND<130	ND<130	ND<250	--	20000	Sampled for TPH-G by 8015M on 11/14/03.
01/14/04	171.64	6.97	0.00	164.67	0.75	19000	--	ND<100	ND<100	ND<100	ND<100	20000	25000	
04/28/04	171.64	8.70	0.00	162.94	-1.73	19000	--	ND<3	ND<3	ND<3	ND<6	30000	21000	
07/12/04	171.64	9.44	0.00	162.20	-0.74	12000	--	28	14	330	200	12000	11000	
10/25/04	171.64	7.23	0.00	164.41	2.21	28000	--	ND<250	ND<250	ND<250	ND<250	13000	14000	
01/17/05	171.64	6.30	0.00	165.34	0.93	15000	--	ND<100	ND<100	ND<100	ND<100	17000	16000	
04/06/05	171.64	5.96	0.00	165.68	0.34	13000	--	ND<100	ND<100	ND<100	ND<100	14000	17000	
07/08/05	171.64	6.45	0.00	165.19	-0.49	ND<10000	--	ND<100	ND<100	ND<100	ND<100	8600	11000	
10/07/05	171.64	6.78	0.00	164.86	-0.33	13000	--	ND<3.0	ND<3.0	ND<3.0	ND<6.0	9400	9800	
01/27/06	171.64	5.82	0.00	165.82	0.96	8200	--	0.64	1.6	ND<0.30	ND<0.60	9900	7900	
04/28/06	171.64	5.57	0.00	166.07	0.25	6900	--	0.88	1.5	0.34	1.0	9600	11000	
07/28/06	171.64	6.67	0.00	164.97	-1.10	5400	--	5.2	ND<3.0	ND<3.0	ND<6.0	5000	5300	
10/27/06	171.64	6.93	0.00	164.71	-0.26	4500	--	ND<1.5	ND<1.5	ND<1.5	ND<3.0	4700	3700	
01/10/07	171.64	6.41	0.00	165.23	0.52	4000	--	ND<1.2	ND<1.2	ND<1.2	ND<2.4	4400	4400	
04/13/07	171.64	--	--	--	--	--	--	--	--	--	--	--	--	Paved over

Table 2
HISTORIC FLUID LEVELS AND SELECTED ANALYTICAL RESULTS
July 1999 Through July 2008
76 Station 1156

Date Sampled	TOC Elevation	Depth to Water	LPH Thickness	Ground-water Elevation	Change in Elevation	TPH-G (8015M)	TPH-G (GC/MS)	Benzene	Toluene	Ethyl-benzene	Total Xylenes	MTBE (8021B)	MTBE (8260B)	Comments
(feet)	(feet)	(feet)	(feet)	(feet)	(feet)	(µg/l)	(µg/l)	(µg/l)	(µg/l)	(µg/l)	(µg/l)	(µg/l)	(µg/l)	
MW-7 continued														
07/19/07	171.64	7.10	0.00	164.54	--	2700	--	0.57	ND<0.30	ND<0.30	ND<0.60	2700	3300	
10/08/07	171.64	7.42	0.00	164.22	-0.32	1600	--	0.47	0.49	ND<0.30	ND<0.60	2500	2200	
01/09/08	171.64	5.98	0.00	165.66	1.44	1500	--	0.45	0.49	ND<0.30	ND<0.60	1900	1900	Gauged on 1/18/08
04/04/08	171.64	6.80	0.00	164.84	-0.82	1800	--	0.72	0.58	ND<0.30	ND<0.60	--	2700	
07/03/08	171.64	7.31	0.00	164.33	-0.51	1600	--	0.45	ND<0.30	ND<0.30	ND<0.60	--	2300	
MW-8 (Screen Interval in feet: 15.0-25.0)														
01/18/08	167.97	0.43	0.00	167.54	--	ND<50	--	ND<0.30	ND<0.30	ND<0.30	ND<0.60	ND<1.0	ND<0.50	
04/04/08	167.97	0.55	0.00	167.42	-0.12	ND<50	--	0.76	1.6	0.72	2.3	--	ND<0.50	
07/03/08	167.97	0.91	0.00	167.06	-0.36	ND<50	--	ND<0.30	ND<0.30	ND<0.30	ND<0.60	--	ND<0.50	

Table 2 a
ADDITIONAL HISTORIC ANALYTICAL RESULTS
76 Station 1156

Date Sampled	TPH-D (µg/l)	TBA (µg/l)	Ethanol (8015B) (mg/l)	Ethanol (8260B) (µg/l)	Ethylene- dibromide (EDB) (µg/l)	1,2-DCA (EDC) (µg/l)	DIPE (µg/l)	ETBE (µg/l)	TAME (µg/l)	Acenaph- thylene (µg/l)	Bromo- dichloro- methane (µg/l)	Bromo- form (µg/l)	Bromo- methane (µg/l)	Carbon Tetra- chloride (µg/l)	Chloro- benzene (µg/l)
MW-1															
07/20/99	16000	--	--	--	--	--	--	--	--	--	--	--	--	--	12
09/28/99	2410	ND	--	--	--	--	ND	ND	ND	--	--	--	--	--	--
01/07/00	7870	--	--	--	--	--	--	--	--	--	--	--	--	--	--
03/31/00	3600	--	--	--	--	--	--	--	--	--	--	--	--	--	--
07/14/00	8580	--	--	--	--	--	--	--	--	--	--	--	--	--	--
10/03/00	9260	--	--	--	--	--	--	--	--	--	--	--	--	--	--
01/03/01	11000	--	--	--	--	--	--	--	--	--	--	--	--	--	--
04/04/01	14000	ND	--	ND	ND	ND	ND	ND	ND	--	--	--	--	--	5.6
07/17/01	2200	ND	--	ND	ND	ND	ND	ND	ND	--	--	--	--	--	--
10/05/01	13000	--	--	--	--	--	--	--	--	--	--	--	--	--	--
01/28/02	4400	--	--	--	--	--	--	--	--	--	--	--	--	--	--
04/25/02	9000	--	--	--	--	--	--	--	--	--	--	--	--	--	--
07/18/02	9200	ND<100	--	ND<2500000	ND<10	ND<10	ND<10	ND<10	ND<10	--	--	--	--	--	5.9
10/07/02	3400	ND<10000	--	ND<50000000	ND<200	ND<200	ND<200	ND<200	ND<200	--	--	--	--	--	--
01/06/03	5100	ND<20000	--	ND<100000000	ND<400	ND<400	ND<400	ND<400	ND<400	--	--	--	--	--	--
04/07/03	2800	ND<10000	--	ND<50000000	ND<200	ND<200	ND<200	ND<200	ND<200	--	--	--	--	--	--
07/07/03	7000	ND<25000	ND<120000	--	ND<500	ND<500	ND<500	ND<500	ND<500	--	--	--	--	--	ND<120
10/09/03	4300	ND<20000	--	ND<100000	ND<400	ND<400	ND<400	ND<400	ND<400	--	--	--	--	--	--
01/14/04	6200	ND<40000	--	ND<200000	ND<800	ND<800	ND<800	ND<800	ND<800	--	--	--	--	--	--
04/28/04	--	800	--	ND<1000	ND<50	ND<50	ND<1	ND<1	ND<1	--	--	--	--	--	--
07/12/04	270	1100	--	ND<20000	ND<10	ND<10	ND<20	ND<20	ND<20	ND<2	ND<10	ND<10	ND<20	ND<10	ND<10
10/25/04	5100	ND<2000	--	ND<20000	ND<200	ND<200	ND<400	ND<200	ND<200	--	--	--	--	--	--
01/17/05	6400	3100	--	ND<20000	ND<200	ND<200	ND<400	ND<200	ND<200	--	--	--	--	--	--
04/06/05	2800	1500	--	ND<10000	ND<100	ND<100	ND<100	ND<100	ND<100	--	--	--	--	--	--
07/08/05	6400	ND<1300	--	ND<13000	ND<130	3.8	ND<130	ND<130	ND<130	--	ND<0.50	ND<2.0	ND<1.0	ND<0.50	12
10/07/05	5500	680	--	ND<250	ND<0.50	ND<0.50	ND<0.50	ND<0.50	ND<0.50	--	--	--	--	--	--

Table 2 a
ADDITIONAL HISTORIC ANALYTICAL RESULTS
76 Station 1156

Date Sampled	TPH-D (µg/l)	TBA (µg/l)	Ethanol (8015B) (mg/l)	Ethanol (8260B) (µg/l)	Ethylene- dibromide (EDB) (µg/l)	1,2-DCA (EDC) (µg/l)	DIPE (µg/l)	ETBE (µg/l)	TAME (µg/l)	Acenaph- thylene (µg/l)	Bromo- dichloro- methane (µg/l)	Bromo- form (µg/l)	Bromo- methane (µg/l)	Carbon Tetra- chloride (µg/l)	Chloro- benzene (µg/l)
MW-1 continued															
01/27/06	9000	ND<500	--	ND<12000	ND<25	ND<25	ND<25	ND<25	ND<25	--	--	--	--	--	--
04/28/06	9200	ND<500	--	ND<12000	ND<25	ND<25	ND<25	ND<25	ND<25	--	--	--	--	--	--
07/28/06	5100	ND<10	--	ND<250	ND<0.50	ND<0.50	ND<0.50	ND<0.50	ND<0.50	--	ND<0.50	ND<0.50	ND<1.0	ND<0.50	ND<0.50
10/27/06	4600	ND<2500	--	ND<62000	ND<120	ND<120	ND<120	ND<120	ND<120	--	--	--	--	--	--
01/10/07	12000	ND<1000	--	ND<25000	ND<50	ND<50	ND<50	ND<50	ND<50	--	--	--	--	--	--
04/13/07	8400	730	--	ND<250	ND<0.50	0.68	ND<0.50	ND<0.50	ND<0.50	--	--	--	--	--	--
07/19/07	10000	ND<1000	--	ND<25000	ND<50	ND<50	ND<50	ND<50	ND<50	--	ND<50	ND<50	ND<100	ND<50	ND<50
01/09/08	12000	ND<250	--	ND<6200	ND<12	ND<12	ND<12	ND<12	ND<12	--	--	--	--	--	--
04/04/08	15000	770	--	ND<5000	ND<10	ND<10	ND<10	ND<10	ND<10	--	--	--	--	--	--
07/03/08	9300	ND<250	--	ND<6200	ND<12	ND<12	ND<12	ND<12	ND<12	--	ND<12	ND<12	ND<25	ND<12	ND<12
MW-2															
09/28/99	--	ND	--	--	--	--	ND	ND	ND	--	--	--	--	--	--
04/04/01	--	ND	--	ND	ND	ND	ND	ND	ND	--	--	--	--	--	--
07/17/01	--	ND	--	ND	ND	ND	ND	ND	ND	--	--	--	--	--	--
07/18/02	--	ND<1000	--	ND<25000000	ND<100	ND<100	ND<100	ND<100	ND<100	--	--	--	--	--	--
10/07/02	--	ND<20000	--	ND<100000000	ND<400	ND<400	ND<400	ND<400	ND<400	--	--	--	--	--	--
01/06/03	--	ND<50000	--	ND<250000000	ND<1000	ND<1000	ND<1000	ND<1000	ND<1000	--	--	--	--	--	--
04/07/03	--	ND<2000	--	ND<10000000	ND<40	ND<40	ND<40	ND<40	ND<40	--	--	--	--	--	--
07/07/03	--	ND<5000	--	ND<25000000	ND<100	ND<100	ND<100	ND<100	ND<100	--	--	--	--	--	--
10/09/03	--	ND<10000	--	ND<50000	ND<200	ND<200	ND<200	ND<200	ND<200	--	--	--	--	--	--
01/14/04	--	ND<2500	--	ND<13000	ND<50	ND<50	ND<50	ND<50	ND<50	--	--	--	--	--	--
04/28/04	--	13000	--	ND<1000	ND<0.5	ND<0.5	ND<1	ND<1	11	--	--	--	--	--	--
07/12/04	--	110	--	ND<4000	ND<3	ND<3	ND<5	ND<5	ND<5	--	--	--	--	--	--
10/25/04	--	1100	--	ND<1300	ND<13	ND<13	ND<25	ND<13	ND<13	--	--	--	--	--	--
01/17/05	--	1200	--	ND<1300	ND<13	ND<13	ND<25	ND<13	ND<13	--	--	--	--	--	--
04/06/05	--	2800	--	ND<2500	ND<25	ND<25	ND<25	ND<25	ND<25	--	--	--	--	--	--

Table 2 a
ADDITIONAL HISTORIC ANALYTICAL RESULTS
76 Station 1156

Date Sampled	TPH-D (µg/l)	TBA (µg/l)	Ethanol (8015B) (mg/l)	Ethanol (8260B) (µg/l)	Ethylene- dibromide (EDB) (µg/l)	1,2-DCA (EDC) (µg/l)	DIPE (µg/l)	ETBE (µg/l)	TAME (µg/l)	Acenaph- thylene (µg/l)	Bromo- dichloro- methane (µg/l)	Bromo- form (µg/l)	Bromo- methane (µg/l)	Carbon Tetra- chloride (µg/l)	Chloro- benzene (µg/l)
MW-2 continued															
07/08/05	--	4300	--	ND<2500	ND<25	ND<25	ND<25	ND<25	ND<25	--	--	--	--	--	--
10/07/05	--	8700	--	ND<250	ND<0.50	1.4	ND<0.50	ND<0.50	ND<0.50	--	--	--	--	--	--
01/27/06	--	5200	--	ND<12000	ND<25	ND<25	ND<25	ND<25	ND<25	--	--	--	--	--	--
04/28/06	--	6700	--	ND<250	ND<0.50	1.4	ND<0.50	ND<0.50	1.6	--	--	--	--	--	--
07/28/06	--	5100	--	ND<6200	ND<12	ND<12	ND<12	ND<12	ND<12	--	--	--	--	--	--
10/27/06	--	6600	--	ND<1200	ND<2.5	ND<2.5	ND<2.5	ND<2.5	ND<2.5	--	--	--	--	--	--
01/10/07	--	6000	--	ND<1200	ND<2.5	ND<2.5	ND<2.5	ND<2.5	ND<2.5	--	--	--	--	--	--
04/13/07	--	7400	--	ND<6200	ND<12	ND<12	ND<12	ND<12	ND<12	--	--	--	--	--	--
07/19/07	--	6200	--	ND<2500	ND<5.0	ND<5.0	ND<5.0	ND<5.0	ND<5.0	--	--	--	--	--	--
10/08/07	--	20000	--	ND<250	ND<0.50	ND<0.50	ND<0.50	ND<0.50	ND<0.50	--	--	--	--	--	--
01/09/08	--	9900	--	ND<250	ND<0.50	ND<0.50	ND<0.50	ND<0.50	ND<0.50	--	--	--	--	--	--
04/04/08	--	5800	--	ND<1200	ND<2.5	ND<2.5	ND<2.5	ND<2.5	ND<2.5	--	--	--	--	--	--
07/03/08	--	8300	--	ND<250	ND<0.50	ND<0.50	ND<0.50	ND<0.50	ND<0.50	--	--	--	--	--	--
MW-3															
09/28/99	--	ND	--	--	--	--	ND	ND	8.80	--	--	--	--	--	--
04/04/01	--	ND	--	ND	ND	ND	ND	ND	ND	--	--	--	--	--	--
07/17/01	--	ND	--	ND	ND	ND	ND	ND	ND	--	--	--	--	--	--
07/18/02	--	ND<50	--	ND<1200000	ND<5.0	ND<5.0	ND<5.0	ND<5.0	ND<5.0	--	--	--	--	--	--
10/07/02	--	ND<10000	--	ND<5000000	ND<200	ND<200	ND<200	ND<200	ND<200	--	--	--	--	--	--
01/06/03	--	ND<4000	--	23000000	ND<80	ND<80	ND<80	ND<80	ND<80	--	--	--	--	--	--
04/07/03	--	ND<4000	--	ND<2000000	ND<80	ND<80	ND<80	ND<80	ND<80	--	--	--	--	--	--
07/07/03	--	ND<2000	--	ND<1000000	ND<40	ND<40	ND<40	ND<40	ND<40	--	--	--	--	--	--
10/09/03	--	ND<1000	--	ND<5000	ND<20	ND<20	ND<20	ND<20	ND<20	--	--	--	--	--	--
01/14/04	--	ND<1000	--	ND<5000	ND<20	ND<20	ND<20	ND<20	ND<20	--	--	--	--	--	--
04/28/04	--	ND<12	--	ND<1000	ND<3	ND<3	ND<1	ND<1	ND<1	--	--	--	--	--	--
07/12/04	--	350	--	ND<20000	ND<10	ND<10	ND<20	ND<20	ND<20	--	--	--	--	--	--

Table 2 a
ADDITIONAL HISTORIC ANALYTICAL RESULTS
76 Station 1156

Date Sampled	TPH-D (µg/l)	TBA (µg/l)	Ethanol (8015B) (mg/l)	Ethanol (8260B) (µg/l)	Ethylene- dibromide (EDB) (µg/l)	1,2-DCA (EDC) (µg/l)	DIPE (µg/l)	ETBE (µg/l)	TAME (µg/l)	Acenaph- thylene (µg/l)	Bromo- dichloro- methane (µg/l)	Bromo- form (µg/l)	Bromo- methane (µg/l)	Carbon Tetra- chloride (µg/l)	Chloro- benzene (µg/l)
MW-3 continued															
10/25/04	--	39	--	ND<250	ND<2.5	ND<2.5	ND<5.0	ND<2.5	ND<2.5	--	--	--	--	--	--
01/17/05	--	120	--	ND<250	ND<2.5	ND<2.5	ND<5.0	ND<2.5	ND<2.5	--	--	--	--	--	--
04/06/05	--	150	--	ND<1000	ND<10	ND<10	ND<10	ND<10	ND<10	--	--	--	--	--	--
07/08/05	--	64	--	ND<250	ND<2.5	ND<2.5	ND<2.5	ND<2.5	ND<2.5	--	--	--	--	--	--
10/07/05	--	ND<200	--	ND<5000	ND<10	ND<10	ND<10	ND<10	ND<10	--	--	--	--	--	--
01/27/06	--	ND<10	--	ND<250	ND<0.50	1.5	ND<0.50	ND<0.50	ND<0.50	--	--	--	--	--	--
04/28/06	--	190	--	ND<250	ND<0.50	0.63	ND<0.50	ND<0.50	ND<0.50	--	--	--	--	--	--
07/28/06	--	ND<10	--	ND<250	ND<0.50	ND<0.50	ND<0.50	ND<0.50	ND<0.50	--	--	--	--	--	--
10/27/06	--	ND<10	--	ND<250	ND<0.50	1.3	ND<0.50	ND<0.50	ND<0.50	--	--	--	--	--	--
01/10/07	--	66	--	ND<250	ND<0.50	1.4	ND<0.50	ND<0.50	ND<0.50	--	--	--	--	--	--
04/13/07	--	ND<10	--	ND<250	ND<0.50	1.2	ND<0.50	ND<0.50	ND<0.50	--	--	--	--	--	--
07/19/07	--	ND<10	--	ND<250	ND<0.50	ND<0.50	ND<0.50	ND<0.50	ND<0.50	--	--	--	--	--	--
10/08/07	--	ND<20	--	ND<500	ND<1.0	1.1	ND<1.0	ND<1.0	ND<1.0	--	--	--	--	--	--
01/09/08	--	ND<20	--	ND<500	ND<1.0	ND<1.0	ND<1.0	ND<1.0	ND<1.0	--	--	--	--	--	--
04/04/08	--	ND<50	--	ND<1200	ND<2.5	ND<2.5	ND<2.5	ND<2.5	ND<2.5	--	--	--	--	--	--
07/03/08	--	ND<10	--	ND<250	ND<0.50	ND<0.50	ND<0.50	ND<0.50	ND<0.50	--	--	--	--	--	--
MW-4															
09/28/99	--	ND	--	--	--	--	ND	ND	ND	--	--	--	--	--	--
04/04/01	--	ND	--	ND	ND	ND	ND	ND	ND	--	--	--	--	--	--
07/17/01	--	ND	--	ND	ND	ND	ND	ND	ND	--	--	--	--	--	--
07/18/02	--	ND<100	--	ND<2500000	ND<10	49	ND<10	ND<10	ND<10	--	--	--	--	--	--
10/07/02	--	ND<10000	--	ND<5000000	ND<200	ND<200	ND<200	ND<200	ND<200	--	--	--	--	--	--
01/06/03	--	ND<1000	--	ND<5000000	ND<20	ND<20	ND<20	ND<20	ND<20	--	--	--	--	--	--
04/07/03	--	ND<1000	--	ND<5000000	ND<20	ND<20	ND<20	ND<20	ND<20	--	--	--	--	--	--
07/07/03	--	ND<1000	--	ND<5000000	ND<20	ND<20	ND<20	ND<20	ND<20	--	--	--	--	--	--
10/09/03	--	ND<200	--	ND<1000	ND<4.0	ND<4.0	ND<4.0	ND<4.0	ND<4.0	--	--	--	--	--	--

Table 2 a
ADDITIONAL HISTORIC ANALYTICAL RESULTS
76 Station 1156

Date Sampled	TPH-D (µg/l)	TBA (µg/l)	Ethanol (8015B) (mg/l)	Ethanol (8260B) (µg/l)	Ethylene- dibromide (EDB) (µg/l)	1,2-DCA (EDC) (µg/l)	DIPE (µg/l)	ETBE (µg/l)	TAME (µg/l)	Acenaph- thylene (µg/l)	Bromo- dichloro- methane (µg/l)	Bromo- form (µg/l)	Bromo- methane (µg/l)	Carbon Tetra- chloride (µg/l)	Chloro- benzene (µg/l)
MW-4 continued															
01/14/04	--	ND<200	--	ND<1000	ND<4.0	6.5	ND<4.0	ND<4.0	ND<4.0	--	--	--	--	--	--
04/28/04	--	150	--	ND<1000	ND<0.5	ND<0.5	ND<1	ND<1	ND<1	--	--	--	--	--	--
07/12/04	--	210	--	ND<4000	ND<3	14	ND<5	ND<5	ND<5	--	--	--	--	--	--
10/25/04	--	38	--	ND<100	ND<1.0	2.0	ND<2.0	ND<1.0	ND<1.0	--	--	--	--	--	--
01/17/05	--	110	--	ND<100	ND<1.0	3.6	ND<2.0	ND<1.0	ND<1.0	--	--	--	--	--	--
04/06/05	--	ND<25	--	73000	ND<2.5	ND<2.5	ND<2.5	ND<2.5	ND<2.5	--	--	--	--	--	--
07/08/05	--	29	--	ND<50	ND<0.50	1.2	ND<0.50	ND<0.50	ND<0.50	--	--	--	--	--	--
10/07/05	--	210	--	ND<250	ND<0.50	26	ND<0.50	ND<0.50	ND<0.50	--	--	--	--	--	--
01/27/06	--	280	--	ND<2500	ND<5.0	ND<5.0	ND<5.0	ND<5.0	ND<5.0	--	--	--	--	--	--
04/28/06	--	130	--	ND<250	ND<0.50	0.97	ND<0.50	ND<0.50	ND<0.50	--	--	--	--	--	--
07/28/06	--	64	--	ND<250	ND<0.50	5.8	ND<0.50	ND<0.50	ND<0.50	--	--	--	--	--	--
10/27/06	--	54	--	ND<250	ND<0.50	1.5	ND<0.50	ND<0.50	ND<0.50	--	--	--	--	--	--
01/10/07	--	33	--	310	ND<0.50	1.9	ND<0.50	ND<0.50	ND<0.50	--	--	--	--	--	--
04/13/07	--	82	--	ND<250	ND<0.50	0.77	ND<0.50	ND<0.50	ND<0.50	--	--	--	--	--	--
07/19/07	--	13	--	ND<250	ND<0.50	ND<0.50	ND<0.50	ND<0.50	ND<0.50	--	--	--	--	--	--
10/08/07	--	ND<20	--	ND<500	ND<1.0	ND<1.0	ND<1.0	ND<1.0	ND<1.0	--	--	--	--	--	--
01/09/08	--	ND<20	--	ND<500	ND<1.0	ND<1.0	ND<1.0	ND<1.0	ND<1.0	--	--	--	--	--	--
04/04/08	--	27	--	ND<250	ND<0.50	1.0	ND<0.50	ND<0.50	ND<0.50	--	--	--	--	--	--
07/03/08	--	27	--	ND<250	ND<0.50	1.4	ND<0.50	ND<0.50	ND<0.50	--	--	--	--	--	--
MW-5															
07/18/02	--	ND<20	--	ND<500000	ND<2.0	ND<2.0	ND<2.0	ND<2.0	ND<2.0	--	--	--	--	--	--
10/07/02	--	ND<100	--	ND<500000	ND<2.0	ND<2.0	ND<2.0	ND<2.0	ND<2.0	--	--	--	--	--	--
01/06/03	ND<50	ND<100	--	ND<500000	ND<2.0	ND<2.0	ND<2.0	ND<2.0	ND<2.0	--	--	--	--	--	ND<0.50
04/07/03	--	ND<500	--	ND<2500000	ND<10	ND<10	ND<10	ND<10	ND<10	--	--	--	--	--	--
07/07/03	--	ND<200	--	ND<1000000	ND<4.0	ND<4.0	ND<4.0	ND<4.0	ND<4.0	--	--	--	--	--	--
10/09/03	--	ND<200	--	ND<1000	ND<4.0	ND<4.0	ND<4.0	ND<4.0	ND<4.0	--	--	--	--	--	--

Table 2 a
ADDITIONAL HISTORIC ANALYTICAL RESULTS
76 Station 1156

Date Sampled	TPH-D	TBA	Ethanol (8015B)	Ethanol (8260B)	Ethylene-dibromide (EDB)	1,2-DCA (EDC)	DIPE	ETBE	TAME	Acenaphthylene	Bromo-dichloro-methane	Bromo-form	Bromo-methane	Carbon Tetra-chloride	Chloro-benzene
	(µg/l)	(µg/l)	(mg/l)	(µg/l)	(µg/l)	(µg/l)	(µg/l)	(µg/l)	(µg/l)	(µg/l)	(µg/l)	(µg/l)	(µg/l)	(µg/l)	(µg/l)
MW-5 continued															
01/14/04	--	ND<2000	--	ND<10000	ND<40	ND<40	ND<40	ND<40	ND<40	--	--	--	--	--	--
04/28/04	--	ND<12	--	ND<1000	ND<0.5	1.8	ND<1	ND<1	ND<1	--	--	--	--	--	--
07/12/04	--	ND<12	--	ND<800	ND<0.5	0.76	ND<1	ND<1	ND<1	--	--	--	--	--	--
10/25/04	--	ND<500	--	ND<5000	ND<50	ND<50	ND<100	ND<50	ND<50	--	--	--	--	--	--
01/17/05	--	100	--	ND<250	ND<2.5	ND<2.5	ND<5.0	ND<2.5	ND<2.5	--	--	--	--	--	--
04/06/05	--	7.6	--	ND<50	ND<0.50	1.4	ND<0.50	ND<0.50	ND<0.50	--	--	--	--	--	--
07/08/05	--	180	--	ND<500	ND<5.0	ND<5.0	ND<5.0	ND<5.0	ND<5.0	--	--	--	--	--	--
10/07/05	--	ND<10	--	ND<250	ND<0.50	1.0	ND<0.50	ND<0.50	ND<0.50	--	--	--	--	--	--
01/27/06	--	1000	--	ND<2500	ND<5.0	ND<5.0	ND<5.0	ND<5.0	ND<5.0	--	--	--	--	--	--
04/28/06	--	130	--	ND<250	ND<0.50	0.95	ND<0.50	ND<0.50	ND<0.50	--	--	--	--	--	--
07/28/06	--	ND<100	--	ND<2500	ND<5.0	ND<5.0	ND<5.0	ND<5.0	ND<5.0	--	--	--	--	--	--
10/27/06	--	43	--	ND<250	ND<0.50	1.5	ND<0.50	ND<0.50	ND<0.50	--	--	--	--	--	--
01/10/07	--	28	--	ND<250	ND<0.50	1.7	ND<0.50	ND<0.50	ND<0.50	--	--	--	--	--	--
04/13/07	--	ND<10	--	ND<250	ND<0.50	0.84	ND<0.50	ND<0.50	ND<0.50	--	--	--	--	--	--
07/19/07	--	ND<10	--	ND<250	ND<0.50	ND<5.0	ND<0.50	ND<0.50	ND<0.50	--	--	--	--	--	--
10/08/07	--	ND<10	--	ND<250	ND<0.50	1.3	ND<0.50	ND<0.50	ND<0.50	--	--	--	--	--	--
01/09/08	--	ND<10	--	ND<250	ND<0.50	1.2	ND<0.50	ND<0.50	ND<0.50	--	--	--	--	--	--
04/04/08	--	ND<10	--	ND<250	ND<0.50	1.4	ND<0.50	ND<0.50	ND<0.50	--	--	--	--	--	--
07/03/08	--	ND<10	--	ND<250	ND<0.50	1.5	ND<0.50	ND<0.50	ND<0.50	--	--	--	--	--	--
MW-6															
07/18/02	--	ND<20	--	ND<500000	ND<2.0	ND<2.0	ND<2.0	ND<2.0	ND<2.0	--	--	--	--	--	--
10/07/02	--	ND<100	--	ND<500000	ND<2.0	ND<2.0	ND<2.0	ND<2.0	ND<2.0	--	--	--	--	--	--
01/06/03	--	ND<100	--	ND<500000	ND<2.0	ND<2.0	ND<2.0	ND<2.0	ND<2.0	--	--	--	--	--	--
04/07/03	--	ND<100	--	ND<500000	ND<2.0	ND<2.0	ND<2.0	ND<2.0	ND<2.0	--	--	--	--	--	--
07/07/03	--	ND<100	--	ND<500000	ND<2.0	ND<2.0	ND<2.0	ND<2.0	ND<2.0	--	--	--	--	--	--
10/09/03	--	ND<100	--	ND<500	ND<2.0	ND<2.0	ND<2.0	ND<2.0	ND<2.0	--	--	--	--	--	--

Table 2 a
ADDITIONAL HISTORIC ANALYTICAL RESULTS
76 Station 1156

Date Sampled	TPH-D (µg/l)	TBA (µg/l)	Ethanol (8015B) (mg/l)	Ethanol (8260B) (µg/l)	Ethylene- dibromide (EDB) (µg/l)	1,2-DCA (EDC) (µg/l)	DIPE (µg/l)	ETBE (µg/l)	TAME (µg/l)	Acenaph- thylene (µg/l)	Bromo- dichloro- methane (µg/l)	Bromo- form (µg/l)	Bromo- methane (µg/l)	Carbon Tetra- chloride (µg/l)	Chloro- benzene (µg/l)
MW-6 continued															
01/14/04	--	ND<100	--	ND<500	ND<2.0	ND<2.0	ND<2.0	ND<2.0	ND<2.0	--	--	--	--	--	--
04/28/04	--	ND<12	--	ND<1000	ND<0.5	ND<0.5	ND<1	ND<1	ND<1	--	--	--	--	--	--
07/12/04	--	ND<12	--	ND<800	ND<0.5	ND<0.5	ND<1	ND<1	ND<1	--	--	--	--	--	--
10/25/04	--	ND<5.0	--	ND<50	ND<0.50	ND<0.50	ND<1.0	ND<0.50	ND<0.50	--	--	--	--	--	--
01/17/05	--	ND<5.0	--	ND<50	ND<0.50	ND<0.50	ND<1.0	ND<0.50	ND<0.50	--	--	--	--	--	--
04/06/05	--	ND<5.0	--	ND<50	ND<0.50	ND<0.50	ND<0.50	ND<0.50	ND<0.50	--	--	--	--	--	--
07/08/05	--	ND<5.0	--	ND<50	ND<0.50	ND<0.50	ND<0.50	ND<0.50	ND<0.50	--	--	--	--	--	--
10/07/05	--	ND<10	--	ND<250	ND<0.50	ND<0.50	ND<0.50	ND<0.50	ND<0.50	--	--	--	--	--	--
01/27/06	--	ND<10	--	ND<250	ND<0.50	ND<0.50	ND<0.50	ND<0.50	ND<0.50	--	--	--	--	--	--
04/28/06	--	ND<10	--	ND<250	ND<0.50	ND<0.50	ND<0.50	ND<0.50	ND<0.50	--	--	--	--	--	--
07/28/06	--	ND<10	--	ND<250	ND<0.50	ND<0.50	ND<0.50	ND<0.50	ND<0.50	--	--	--	--	--	--
10/27/06	--	ND<10	--	ND<250	ND<0.50	ND<0.50	ND<0.50	ND<0.50	ND<0.50	--	--	--	--	--	--
01/10/07	--	ND<10	--	ND<250	ND<0.50	ND<0.50	ND<0.50	ND<0.50	ND<0.50	--	--	--	--	--	--
04/13/07	--	ND<10	--	ND<250	ND<0.50	ND<0.50	ND<0.50	ND<0.50	ND<0.50	--	--	--	--	--	--
07/19/07	--	ND<10	--	ND<250	ND<0.50	ND<0.50	ND<0.50	ND<0.50	ND<0.50	--	--	--	--	--	--
10/08/07	--	ND<10	--	ND<250	ND<0.50	ND<0.50	ND<0.50	ND<0.50	ND<0.50	--	--	--	--	--	--
01/09/08	--	ND<10	--	ND<250	ND<0.50	ND<0.50	ND<0.50	ND<0.50	ND<0.50	--	--	--	--	--	--
04/04/08	--	ND<10	--	ND<250	ND<0.50	ND<0.50	ND<0.50	ND<0.50	ND<0.50	--	--	--	--	--	--
07/03/08	--	ND<10	--	ND<250	ND<0.50	ND<0.50	ND<0.50	ND<0.50	ND<0.50	--	--	--	--	--	--
MW-7															
07/18/02	--	33000	--	ND<5000000	ND<20	ND<20	ND<20	ND<20	ND<20	--	--	--	--	--	--
10/07/02	--	26000	--	ND<100000000	ND<400	ND<400	ND<400	ND<400	ND<400	--	--	--	--	--	--
01/06/03	ND<50	ND<10000	--	ND<50000000	ND<200	ND<200	ND<200	ND<200	ND<200	--	--	--	--	--	ND<50
04/07/03	--	ND<40000	--	ND<200000000	ND<800	ND<800	ND<800	ND<800	ND<800	--	--	--	--	--	--
07/07/03	--	27000	--	ND<100000000	ND<400	ND<400	ND<400	ND<400	ND<400	--	--	--	--	--	--
10/09/03	--	ND<25000	--	ND<130000	ND<500	ND<500	ND<500	ND<500	ND<500	--	--	--	--	--	--

Table 2 a
ADDITIONAL HISTORIC ANALYTICAL RESULTS
76 Station 1156

Date Sampled	TPH-D (µg/l)	TBA (µg/l)	Ethanol (8015B) (mg/l)	Ethanol (8260B) (µg/l)	Ethylene- dibromide (EDB) (µg/l)	1,2-DCA (EDC) (µg/l)	DIPE (µg/l)	ETBE (µg/l)	TAME (µg/l)	Acenaph- thylene (µg/l)	Bromo- dichloro- methane (µg/l)	Bromo- form (µg/l)	Bromo- methane (µg/l)	Carbon Tetra- chloride (µg/l)	Chloro- benzene (µg/l)
MW-7 continued															
01/14/04	--	ND<40000	--	ND<200000	ND<800	ND<800	ND<800	ND<800	ND<800	--	--	--	--	--	--
04/28/04	--	9200	--	ND<1000	ND<0.5	6.8	ND<1	ND<1	12	--	--	--	--	--	--
07/12/04	--	4600	--	ND<8000	ND<5	5.1	ND<10	ND<10	ND<10	--	--	--	--	--	--
10/25/04	--	3900	--	ND<5000	ND<50	ND<50	ND<100	ND<50	ND<50	--	--	--	--	--	--
01/17/05	--	4200	--	ND<5000	ND<50	ND<50	ND<100	ND<50	ND<50	--	--	--	--	--	--
04/06/05	--	4200	--	ND<10000	ND<0.50	6.4	ND<0.50	ND<0.50	9.3	--	--	--	--	--	--
07/08/05	--	4300	--	ND<5000	ND<50	ND<50	ND<50	ND<50	ND<50	--	--	--	--	--	--
10/07/05	--	1100	--	ND<12000	ND<25	ND<25	ND<25	ND<25	ND<25	--	--	--	--	--	--
01/27/06	--	1600	--	ND<25000	ND<50	ND<50	ND<50	ND<50	ND<50	--	--	--	--	--	--
04/28/06	--	2900	--	ND<250	ND<0.50	3.4	ND<0.50	ND<0.50	6.3	--	--	--	--	--	--
07/28/06	--	1300	--	ND<6200	ND<12	ND<12	ND<12	ND<12	ND<12	--	--	--	--	--	--
10/27/06	--	1700	--	ND<2500	ND<5.0	ND<5.0	ND<5.0	ND<5.0	ND<5.0	--	--	--	--	--	--
01/10/07	12000	1300	--	ND<2500	ND<5.0	ND<5.0	ND<5.0	ND<5.0	ND<5.0	--	--	--	--	--	--
07/19/07	--	ND<100	--	ND<2500	ND<5.0	ND<5.0	ND<5.0	ND<5.0	ND<5.0	--	--	--	--	--	--
10/08/07	--	ND<500	--	ND<12000	ND<25	ND<25	ND<25	ND<25	ND<25	--	--	--	--	--	--
01/09/08	--	2700	--	ND<250	ND<0.50	1.2	ND<0.50	ND<0.50	1.1	--	--	--	--	--	--
04/04/08	--	1400	--	ND<6200	ND<12	ND<12	ND<12	ND<12	ND<12	--	--	--	--	--	--
07/03/08	--	940	--	ND<250	ND<0.50	2.2	ND<0.50	ND<0.50	1.2	--	--	--	--	--	--
MW-8															
01/18/08	--	ND<10	--	ND<250	ND<0.50	ND<0.50	ND<0.50	ND<0.50	ND<0.50	--	--	--	--	--	--
04/04/08	--	ND<10	--	ND<250	ND<0.50	ND<0.50	ND<0.50	ND<0.50	ND<0.50	--	--	--	--	--	--
07/03/08	--	ND<10	--	ND<250	ND<0.50	ND<0.50	ND<0.50	ND<0.50	ND<0.50	--	--	--	--	--	--

Table 2 b
ADDITIONAL HISTORIC ANALYTICAL RESULTS
76 Station 1156

Date Sampled	Chloroethane	Chloroform	Chloromethane	Dibromochloromethane	1,2-Dichlorobenzene	1,3-Dichlorobenzene	1,4-Dichlorobenzene	Dichlorodifluoromethane	1,1-DCA	1,1-DCE	cis-1,2-DCE	trans-1,2-DCE	1,2-Dichloropropane	cis-1,3-Dichloropropene	trans-1,3-Dichloropropene
	(µg/l)	(µg/l)	(µg/l)	(µg/l)	(µg/l)	(µg/l)	(µg/l)	(µg/l)	(µg/l)	(µg/l)	(µg/l)	(µg/l)	(µg/l)	(µg/l)	(µg/l)
MW-1															
07/20/99	--	--	--	--	3.9	--	--	--	2.0	--	3.6	--	0.92	--	--
03/31/00	--	--	--	--	6.2	--	--	--	--	--	--	--	--	--	--
04/04/01	--	--	--	--	4.6	--	--	--	--	--	3.4	--	--	--	--
07/17/01	--	--	--	--	18	--	--	--	--	--	--	--	--	--	--
07/18/02	1.1	--	--	--	5.8	--	1.3	--	--	--	1.3	--	--	--	--
07/07/03	--	--	--	--	--	--	--	--	--	--	ND<120	--	--	--	--
07/12/04	ND<10	ND<10	ND<10	ND<10	ND<2	ND<2	ND<2	ND<10	ND<10	ND<10	ND<10	ND<10	ND<10	ND<10	ND<10
07/08/05	1.0	ND<0.50	ND<1.0	ND<0.50	9.0	ND<0.50	1.2	ND<1.0	1.3	ND<0.50	3.1	ND<0.50	ND<0.50	ND<0.50	ND<0.50
07/28/06	ND<0.50	ND<0.50	ND<0.50	ND<0.50	ND<0.50	ND<0.50	ND<0.50	ND<0.50	ND<0.50	ND<0.50	4.5	ND<0.50	ND<0.50	ND<0.50	ND<0.50
07/19/07	ND<50	ND<50	ND<50	ND<50	ND<50	ND<50	ND<50	ND<50	ND<50	ND<50	ND<50	ND<50	ND<50	ND<50	ND<50
07/03/08	ND<12	ND<12	ND<12	ND<12	ND<12	ND<12	ND<12	ND<12	ND<12	ND<12	ND<12	ND<12	ND<12	ND<12	ND<12
MW-5															
01/06/03	--	--	--	--	--	--	--	--	--	--	ND<0.50	--	--	--	--
MW-7															
01/06/03	--	--	--	--	--	--	--	--	--	--	ND<50	--	--	--	--

Table 2 c
ADDITIONAL HISTORIC ANALYTICAL RESULTS
76 Station 1156

Date Sampled	Hexachlorobutadiene	Methylene chloride	Naphthalene	n-Propylbenzene	1,1,2,2-Tetrachloroethane	Tetrachloroethene (PCE)	Trichlorotrifluoroethane	1,2,4-Trichlorobenzene	1,1,1-Trichloroethane	1,1,2-Trichloroethane	Trichloroethene (TCE)	Trichlorofluoromethane	1,2,4-Trimethylbenzene	1,3,5-Trimethylbenzene	Vinyl chloride
	(µg/l)	(µg/l)	(µg/l)	(µg/l)	(µg/l)	(µg/l)	(µg/l)	(µg/l)	(µg/l)	(µg/l)	(µg/l)	(µg/l)	(µg/l)	(µg/l)	(µg/l)
MW-1															
07/20/99	--	--	600	--	--	--	--	--	--	--	--	--	--	--	--
09/28/99	--	--	534	--	--	--	--	--	--	--	--	--	1240	318	--
01/07/00	--	--	1050	371	--	--	--	--	--	--	--	--	2210	597	--
03/31/00	--	--	140	--	--	--	--	--	--	--	--	--	--	--	--
07/14/00	--	--	690	--	--	334	--	--	--	--	--	--	--	--	--
10/03/00	--	--	361	--	--	--	--	--	--	--	--	--	--	--	--
01/03/01	--	--	400	--	--	--	--	--	--	--	--	--	--	--	--
04/04/01	--	--	490	--	--	--	--	--	--	--	--	--	--	--	--
07/17/01	--	--	740	--	--	--	--	--	--	--	--	--	--	--	--
07/18/02	--	--	910	--	--	ND<0.60	--	--	--	--	--	--	--	--	--
07/07/03	--	--	850	--	--	ND<120	--	--	--	--	--	--	--	--	--
07/12/04	ND<2	ND<20	450	--	ND<10	ND<10	ND<10	ND<2	ND<10	ND<10	ND<10	ND<10	--	--	ND<10
07/08/05	ND<20	ND<5.0	250	--	ND<0.50	ND<0.50	ND<0.50	ND<20	ND<0.50	ND<0.50	0.73	ND<1.0	--	--	ND<0.50
07/28/06	--	ND<1.0	--	--	ND<0.50	ND<0.50	ND<0.50	--	ND<0.50	ND<0.50	ND<0.50	ND<0.50	--	--	ND<0.50
07/19/07	--	ND<100	--	--	ND<50	ND<50	ND<50	--	ND<50	ND<50	ND<50	ND<50	--	--	ND<50
07/03/08	--	ND<25	--	--	ND<12	ND<12	ND<12	--	ND<12	ND<12	ND<12	ND<12	--	--	ND<12
MW-5															
01/06/03	--	--	ND<10	--	--	ND<0.50	--	--	--	--	--	--	--	--	--
MW-7															
01/06/03	--	--	ND<10	--	--	ND<50	--	--	--	--	--	--	--	--	--

Table 2 d
ADDITIONAL HISTORIC ANALYTICAL RESULTS
76 Station 1156

Date Sampled	Acena-phthene (µg/l)	Acena-phthylene (svoc) (µg/l)	Anthra-cene (µg/l)	Benzo[a]-anthracene (µg/l)	Benzo[a]-pyrene (µg/l)	Benzo[b]-fluor-anthene (µg/l)	Benzo-[g,h,i]-perylene (µg/l)	Benzo[k]-fluor-anthene (µg/l)	Benzoic Acid (µg/l)	Benzyl Alcohol (µg/l)	Bis(2-chloro-ethoxy) methane (µg/l)	Bis(2-chloro-ethyl) ether (µg/l)	Bis(2-chloro-ethyl) ether isopropyl-ether (µg/l)	Bis(2-ethyl-hexyl) phthalate (µg/l)	4-Bromo-pheny phenyl ether (µg/l)
MW-1															
03/31/00	--	--	--	--	--	--	--	--	--	--	--	--	--	10	--
10/03/00	--	--	--	--	--	--	--	--	--	--	--	--	--	51.6	--
04/04/01	--	--	--	--	--	--	--	--	--	--	--	--	--	55	--
07/17/01	--	--	--	--	--	--	--	--	--	--	--	--	--	400	--
07/18/02	--	--	--	--	--	--	--	--	--	--	--	--	--	120	--
07/07/03	--	--	--	--	--	--	--	--	--	--	--	--	--	70	--
07/12/04	ND<2	--	ND<2	ND<2	ND<2	ND<2	ND<2	ND<2	--	--	--	--	--	ND<5	--
07/28/06	ND<10	ND<10	ND<10	ND<10	ND<10	ND<10	ND<10	ND<10	ND<50	ND<10	ND<10	ND<10	ND<10	33	ND<10
07/19/07	ND<2.2	ND<2.2	ND<2.2	ND<2.2	ND<2.2	ND<2.2	ND<2.2	ND<2.2	ND<11	ND<2.2	ND<2.2	ND<2.2	ND<2.2	ND<4.4	ND<2.2
07/03/08	ND<20	ND<20	ND<20	ND<20	ND<20	ND<20	ND<20	ND<20	ND<100	ND<20	ND<20	ND<20	ND<20	ND<40	ND<20
MW-5															
01/06/03	--	--	--	--	--	--	--	--	--	--	--	--	--	ND<5.0	--
MW-7															
01/06/03	--	--	--	--	--	--	--	--	--	--	--	--	--	ND<5.0	--

Table 2 e
ADDITIONAL HISTORIC ANALYTICAL RESULTS
76 Station 1156

Date Sampled	Butyl-benzyl phthalate (µg/l)	1-Chloro-3-methyl-phenol (µg/l)	4-Chloro-aniline (µg/l)	2-Chloro-naphthalene (µg/l)	2-Chloro-phenol (µg/l)	4-Chloro-phenyl phenyl ether (µg/l)	Chrysene (µg/l)	Dibenzo-[a,h]-anthracene (µg/l)	Dibenzo-furan (µg/l)	1,2-Dichloro-benzene (svoc) (µg/l)	1,3-Dichloro-benzene (svoc) (µg/l)	1,4-Dichloro-benzene (svoc) (µg/l)	3,3-Dichloro-benzidine (µg/l)	2,4-Dichloro-phenol (µg/l)	Diethyl phthalate (µg/l)
MW-1															
07/12/04	--	--	--	--	--	--	ND<2	ND<3	--	--	--	--	--	--	--
07/28/06	ND<10	ND<25	ND<10	ND<10	ND<10	ND<10	ND<10	ND<15	ND<10	ND<10	ND<10	ND<10	ND<50	ND<10	ND<10
07/19/07	ND<2.2	ND<5.5	ND<2.2	ND<2.2	ND<2.2	ND<2.2	ND<2.2	ND<3.3	ND<2.2	ND<2.2	ND<2.2	ND<2.2	ND<11	ND<2.2	ND<2.2
07/03/08	ND<20	ND<50	ND<20	ND<20	ND<20	ND<20	ND<20	ND<30	ND<20	ND<20	ND<20	ND<20	ND<100	ND<20	ND<20

Table 2 f
ADDITIONAL HISTORIC ANALYTICAL RESULTS
76 Station 1156

Date Sampled	2,4-Dimethylphenol (µg/l)	Dimethyl phthalate (µg/l)	Di-n-butyl phthalate (µg/l)	2,4-Dinitrophenol (µg/l)	2,4-Dinitrotoluene (µg/l)	2,6-Dinitrotoluene (µg/l)	Di-n-octyl phthalate (µg/l)	Fluoranthene (µg/l)	Fluorene (µg/l)	Hexachlorobenzene (µg/l)	HCBD (svoc) (µg/l)	Hexachlorocyclopentadiene (µg/l)	Hexachloroethane (µg/l)	Indeno[1,2,3-c,d]pyrene (µg/l)	Isophorone (µg/l)
MW-1															
07/12/04	--	--	--	--	--	--	--	ND<2	ND<2	--	--	--	--	ND<2	--
07/28/06	ND<10	ND<10	ND<10	ND<50	ND<10	ND<10	ND<10	ND<10	ND<10	ND<10	ND<5.0	ND<10	ND<10	ND<10	ND<10
07/19/07	ND<2.2	ND<2.2	ND<2.2	ND<11	ND<2.2	ND<2.2	ND<2.2	ND<2.2	ND<2.2	ND<2.2	ND<1.1	ND<2.2	ND<2.2	ND<2.2	ND<2.2
07/03/08	ND<20	ND<20	ND<20	ND<100	ND<20	ND<20	ND<20	ND<20	ND<20	ND<20	ND<20	ND<20	ND<20	ND<20	ND<20

Table 2 g
ADDITIONAL HISTORIC ANALYTICAL RESULTS
76 Station 1156

Date Sampled	2-Methyl-4,6-dinitrophenol	2-Methylnaphthalene	2-Methylphenol	4-Methylphenol	Naphthalene (svoc)	2-Nitroaniline	3-Nitroaniline	4-Nitroaniline	Nitrobenzene	2-Nitrophenol	4-Nitrophenol	N-nitrosodipropylamine	N-Nitrosodiphenylamine	Pentachlorophenol	Phenanthrene
	(µg/l)	(µg/l)	(µg/l)	(µg/l)	(µg/l)	(µg/l)	(µg/l)	(µg/l)	(µg/l)	(µg/l)	(µg/l)	(µg/l)	(µg/l)	(µg/l)	(µg/l)
MW-1															
07/20/99	--	240	--	27	--	--	--	--	--	--	--	--	--	--	--
09/28/99	--	87.4	26.4	35.6	--	--	--	--	--	--	--	--	--	--	--
01/07/00	--	315	--	--	--	--	--	--	--	--	--	--	--	--	--
03/31/00	--	73	31	18	--	--	--	--	--	--	--	--	--	--	--
07/14/00	--	300	--	--	--	--	--	--	--	--	--	--	--	--	--
10/03/00	--	98.1	--	28.9	--	--	--	--	--	--	--	--	--	--	--
01/03/01	--	180	--	--	--	--	--	--	--	--	--	--	--	--	--
04/04/01	--	78	--	--	--	--	--	--	--	--	--	--	--	--	--
07/17/01	--	290	47	25	--	--	--	--	--	--	--	--	--	--	--
07/18/02	--	420	13	25	--	--	--	--	--	--	--	--	--	--	--
07/07/03	--	260	ND<5.0	22	--	--	--	--	--	--	--	--	--	--	--
07/12/04	--	--	--	--	--	--	--	--	--	--	--	--	--	--	ND<2
07/28/06	--	280	ND<10	--	660	ND<10	ND<10	ND<25	ND<10	ND<10	ND<10	ND<10	ND<10	ND<50	ND<10
07/19/07	ND<11	230	29	--	770	ND<2.2	ND<2.2	ND<5.5	ND<2.2	ND<2.2	ND<2.2	ND<2.2	ND<2.2	ND<11	ND<2.2
07/03/08	ND<100	270	ND<20	--	750	ND<20	ND<20	ND<50	ND<20	ND<20	ND<20	ND<20	ND<20	ND<100	ND<20
MW-5															
01/06/03	--	ND<5.0	ND<5.0	ND<5.0	--	--	--	--	--	--	--	--	--	--	--
MW-7															
01/06/03	--	ND<5.0	ND<5.0	ND<5.0	--	--	--	--	--	--	--	--	--	--	--

Table 2 h
ADDITIONAL HISTORIC ANALYTICAL RESULTS
76 Station 1156

Date Sampled	Phenol (µg/l)	Pyrene (µg/l)	1,2,4- Trichloro- benzene (envoc) (µg/l)	2,4,6- Trichloro- phenol (µg/l)	2,4,5- Trichloro- phenol (µg/l)
MW-1					
07/12/04	--	ND<2	--	--	--
07/28/06	ND<10	ND<10	ND<10	ND<25	ND<25
07/19/07	ND<2.2	ND<2.2	ND<2.2	ND<5.5	ND<5.5
07/03/08	ND<20	ND<20	ND<20	ND<50	ND<50

COORDINATED EVENT DATA

WELL CONCENTRATIONS
Former Shell-branded Service Station
4255 MacArthur Boulevard
Oakland, CA

Well ID	Date	TPPH (ug/L)	B (ug/L)	T (ug/L)	E (ug/L)	X (ug/L)	MTBE 8020 (ug/L)	MTBE 8260 (ug/L)	DIPE (ug/L)	ETBE (ug/L)	TAME (ug/L)	TBA (ug/L)	Ethanol (ug/L)	TOC (MSL)	Depth to Water (ft.)	Depth to SPH (ft.)	GW Elevation (MSL)	SPH Thickness (ft.)	DO Reading (ppm)	ORP Reading (mV)
MW-1	11/17/1993	410	21	11	7.9	47	NA	NA	NA	NA	NA	NA	NA	175.79	8.59	NA	167.20	NA	NA	NA
MW-1	01/20/1994	1,200	180	19	48	47	NA	NA	NA	NA	NA	NA	NA	175.79	8.22	NA	167.57	NA	NA	NA
MW-1	04/25/1994	3,100	610	<10	130	27	NA	NA	NA	NA	NA	NA	NA	175.79	7.63	NA	168.16	NA	NA	NA
MW-1	07/07/1994	2,400	1,000	10	250	20	NA	NA	NA	NA	NA	NA	NA	175.79	8.31	NA	167.48	NA	NA	NA
MW-1	10/27/1994	2,200	500	3.1	72	1.8	NA	NA	NA	NA	NA	NA	NA	175.79	8.84	NA	166.95	NA	NA	NA
MW-1	11/17/1994	NA	NA	NA	NA	NA	NA	NA	NA	NA	NA	NA	NA	175.79	7.60	NA	168.19	NA	NA	NA
MW-1	11/28/1994	NA	NA	NA	NA	NA	NA	NA	NA	NA	NA	NA	NA	175.79	7.56	NA	168.23	NA	NA	NA
MW-1	01/13/1995	570	75	2.5	6.7	11	NA	NA	NA	NA	NA	NA	NA	175.79	7.11	NA	168.68	NA	NA	NA
MW-1	04/12/1995	1,800	480	<5.0	79	<5.0	NA	NA	NA	NA	NA	NA	NA	175.79	7.08	NA	168.71	NA	NA	NA
MW-1	07/25/1995	120	15	1.1	2.1	2.9	NA	NA	NA	NA	NA	NA	NA	175.79	7.73	NA	168.06	NA	NA	NA
MW-1 (D)	07/25/1995	300	88	2.4	11	6.5	NA	NA	NA	NA	NA	NA	NA	175.79	7.73	NA	168.06	NA	NA	NA
MW-1	10/18/1995	130	9.5	0.8	1.3	1.7	NA	NA	NA	NA	NA	NA	NA	175.79	8.42	NA	167.37	NA	NA	NA
MW-1 (D)	10/18/1995	120	11	0.8	1.4	1.8	NA	NA	NA	NA	NA	NA	NA	175.79	8.42	NA	167.37	NA	NA	NA
MW-1	01/17/1996	250	22	0.9	1.6	2.3	NA	NA	NA	NA	NA	NA	NA	175.79	7.83	NA	167.96	NA	NA	NA
MW-1	04/25/1996	<50	4.6	<0.5	<0.5	0.6	500b	NA	NA	NA	NA	NA	NA	175.79	7.35	NA	168.44	NA	NA	NA
MW-1	07/17/1996	<250	15	<2.5	<2.5	<2.5	540	NA	NA	NA	NA	NA	NA	175.79	7.70	NA	168.09	NA	NA	NA
MW-1	10/01/1996	1,200	500	12	57	82	1,900	NA	NA	NA	NA	NA	NA	175.79	8.07	NA	167.72	NA	NA	NA
MW-1	01/22/1997	640	170	4.3	33	33	1,200	NA	NA	NA	NA	NA	NA	175.79	7.21	NA	168.58	NA	NA	NA
MW-1	04/08/1997	<200	34	<2.0	3.3	4.3	950	NA	NA	NA	NA	NA	NA	175.79	7.75	NA	168.04	NA	NA	NA
MW-1 (D)	04/08/1997	<200	66	<2.0	6.4	8	740	NA	NA	NA	NA	NA	NA	175.79	7.75	NA	168.04	NA	NA	NA
MW-1	07/08/1997	190	49	1.2	5.8	8.6	560	NA	NA	NA	NA	NA	NA	175.79	8.01	NA	167.78	NA	NA	NA
MW-1	10/08/1997	<100	7	<1.0	<1.0	<1.0	620	NA	NA	NA	NA	NA	NA	175.79	8.10	NA	167.69	NA	NA	NA
MW-1	01/09/1998	970	390	12	48	71	1,200	NA	NA	NA	NA	NA	NA	175.79	7.14	NA	168.65	NA	NA	NA
MW-1	04/13/1998	<50	136	<0.50	1.5	1.8	170	NA	NA	NA	NA	NA	NA	175.79	6.78	NA	169.01	NA	NA	NA
MW-1	07/17/1998	2,500	750	11	88	67	150	NA	NA	NA	NA	NA	NA	175.79	7.28	NA	168.51	NA	NA	NA
MW-1	10/02/1998	8,000	970	36	270	440	35	NA	NA	NA	NA	NA	NA	175.79	7.77	NA	168.02	NA	NA	NA
MW-1	02/03/1999	210	56	0.82	<0.50	3.2	220	NA	NA	NA	NA	NA	NA	175.79	7.45	NA	168.34	NA	1.4	NA
MW-1	04/29/1999	<50	4.5	<0.50	0.56	<0.50	140	196	NA	NA	NA	NA	NA	175.79	7.58	NA	168.21	NA	1.2	140
MW-1	07/23/1999	<50.0	<0.500	<0.500	<0.500	<0.500	120	111*	NA	NA	NA	NA	NA	175.79	8.51	NA	167.28	NA	1.0	NA
MW-1	11/01/1999	<50.0	<0.500	<0.500	<0.500	<0.500	2.90	NA	NA	NA	NA	NA	NA	175.79	8.30	NA	167.49	NA	1.4	-71
MW-1	01/17/2000	<50	<0.50	<0.50	<0.50	<0.50	3.30	NA	NA	NA	NA	NA	NA	175.79	8.04	NA	167.75	NA	16.9	64
MW-1	04/17/2000	<50.0	1.08	<0.500	<0.500	<0.500	<2.50	NA	NA	NA	NA	NA	NA	175.79	8.00	NA	167.79	NA	1.8	112
MW-1	07/26/2000	125	54.3	2.16	5.45	9.86	33.1	NA	NA	NA	NA	NA	NA	175.79	7.52	NA	168.27	NA	13.2	-140
MW-1	10/12/2000	101	40.7	2.68	3.00	5.18	25.0	NA	NA	NA	NA	NA	NA	175.79	7.71	NA	168.08	NA	>20	534
MW-1	01/15/2001	<50.0	0.633	<0.500	0.505	1.74	<2.50	NA	NA	NA	NA	NA	NA	175.79	7.33	NA	168.46	NA	16.9	-127
MW-1	04/09/2001	<50.0	<0.500	<0.500	<0.500	0.927	<2.50	NA	NA	NA	NA	NA	NA	175.79	7.68	NA	168.11	NA	12.8	-117
MW-1	07/24/2001	<50	4.0	0.65	0.53	1.3	NA	<5.0	NA	NA	NA	NA	NA	175.79	8.00	NA	167.79	NA	>20	43

WELL CONCENTRATIONS
Former Shell-branded Service Station
4255 MacArthur Boulevard
Oakland, CA

Well ID	Date	TPPH (ug/L)	B (ug/L)	T (ug/L)	E (ug/L)	X (ug/L)	MTBE 8020 (ug/L)	MTBE 8260 (ug/L)	DIPE (ug/L)	ETBE (ug/L)	TAME (ug/L)	TBA (ug/L)	Ethanol (ug/L)	TOC (MSL)	Depth to Water (ft.)	Depth to SPH (ft.)	GW Elevation (MSL)	SPH Thickness (ft.)	DO Reading (ppm)	ORP Reading (mV)
MW-1	10/31/2001	<50	4.4	<0.50	<0.50	0.98	NA	<5.0	NA	NA	NA	NA	NA	175.79	7.94	NA	167.85	NA	13.6	123
MW-1	01/10/2002	<50	2.2	<0.50	<0.50	1.2	NA	6.1	NA	NA	NA	NA	NA	175.79	7.63	NA	168.16	NA	0.1	63
MW-1	04/25/2002	<50	2.0	<0.50	<0.50	<0.50	NA	<5.0	NA	NA	NA	NA	NA	175.79	7.76	NA	168.03	NA	0.3	54
MW-1	07/18/2002	<50	6.1	<0.50	<0.50	0.98	NA	<5.0	NA	NA	NA	NA	NA	175.79	8.29	NA	167.50	NA	1.1	32
MW-1	10/07/2002	500	17	14	11	60	NA	9.0	NA	NA	NA	NA	NA	175.76	8.34	NA	167.42	NA	2.8	-26
MW-1	01/06/2003	<50	12	<0.50	0.73	0.58	NA	14	NA	NA	NA	NA	NA	175.76	7.18	NA	168.58	NA	0.5	-22
MW-1	04/07/2003	<50	<0.50	<0.50	<0.50	<1.0	NA	12	NA	NA	NA	<5.0	NA	175.76	7.75	NA	168.01	NA	0.7	-24
MW-1	07/07/2003	<50	6.6	<0.50	<0.50	<1.0	NA	8.1	NA	NA	NA	<5.0	NA	175.76	7.75	NA	168.01	NA	0.5	16
MW-1	10/09/2003	<50	1.9	<0.50	<0.50	<1.0	NA	22	NA	NA	NA	<5.0	NA	175.76	8.45	NA	167.31	NA	0.7	80
MW-1	01/14/2004	<100	19	<1.0	<1.0	<2.0	NA	180	NA	NA	NA	63	NA	175.76	7.45	NA	168.31	NA	0.8	242
MW-1	04/28/2004	<50	2.1	<0.50	<0.50	<1.0	NA	110	NA	NA	NA	33	NA	175.76	8.25	NA	167.51	NA	0.5	64
MW-1	07/12/2004	<50	2.5	<0.50	<0.50	<1.0	NA	120	<2.0	<2.0	<2.0	26	<50	175.76	6.20	NA	169.56	NA	0.5	72
MW-1	10/25/2004	<500	<5.0	<5.0	<5.0	<10	NA	550	NA	NA	NA	240	NA	175.76	7.98	NA	167.78	NA	3.15	-72
MW-1	01/17/2005	<250	8.0	<2.5	<2.5	<5.0	NA	500	NA	NA	NA	310	NA	175.76	7.42	NA	168.34	NA	0.2	9
MW-1	04/06/2005	<250	<2.5	<2.5	<2.5	<5.0	NA	230	NA	NA	NA	330*	NA	175.76	8.15	NA	167.61	NA	2.49	143
MW-1	07/08/2005	<50	<0.50	<0.50	<0.50	<0.50	NA	380	<0.50	<0.50	<0.50	510	<5.0	175.76	7.45	NA	168.31	NA	1.1	12
MW-1	10/07/2005	<500 c	<5.0	<5.0	<5.0	<10	NA	1,600	NA	NA	NA	1,600	NA	175.76	7.72	NA	168.04	NA	NA	NA
MW-1	01/27/2006	1,720	6.92	<0.500	<0.500	<0.500	NA	1,270	NA	NA	NA	1,380	NA	175.76	6.68	NA	169.08	NA	NA	NA
MW-1	04/28/2006	2,420	6.90	1.19	<0.500	0.980	NA	2,080	NA	NA	NA	1,870	NA	175.76	6.67	NA	169.09	NA	NA	NA
MW-1	07/28/2006	3,230	2.06	<0.500	<0.500	<0.500	NA	1,770	<0.500	<0.500	1.14	1,730	<50.0	175.76	7.65	NA	168.11	NA	NA	NA
MW-1	10/27/2006	1,020	3.22	<0.500	1.72	<0.500	NA	690	NA	NA	NA	884	NA	175.76	7.90	NA	167.86	NA	NA	NA
MW-1	01/10/2007	1,100	3.0	<0.50	<0.50	<1.0	NA	2,300	NA	NA	NA	2,900	NA	175.76	7.62	NA	168.14	NA	NA	NA
MW-1	04/13/2007	620 g,h	7.1	0.24 i	<1.0	<1.0	NA	2,800	NA	NA	NA	3,600	NA	175.76	6.98	NA	168.78	NA	NA	NA
MW-1	07/09/2007	960 g,h	4.3 i	<20	<20	<20	NA	1,900	<40	<40	<40	2,100	<2,000	175.76	7.60	NA	168.16	NA	NA	NA
MW-1	10/08/2007	590 g,h	5.9 i	<20	<20	<20	NA	3,200	NA	NA	NA	2,200	NA	175.76	8.05	NA	167.71	NA	NA	NA
MW-1	01/09/2008	470 g,h	36	<10	<10	<10	NA	660	NA	NA	NA	1,300	NA	175.76	6.99	NA	168.77	NA	NA	NA
MW-1	04/04/2008	2,200	<10	<20	<20	<20	NA	2,000	NA	NA	NA	1,500	NA	175.76	6.94	NA	168.82	NA	NA	NA
MW-1	07/03/2008	1,800	<10	<20	<20	<20	NA	1,800	<40	<40	<40	3,400	<2,000	175.76	8.03	NA	167.73	NA	NA	NA
MW-2	11/17/1993	31,000	9,400	4,600	1,000	3,900	NA	NA	NA	NA	NA	NA	NA	170.91	12.31	NA	158.60	NA	NA	NA
MW-2	01/20/1994	40,000	6,900	5,600	780	4,100	NA	NA	NA	NA	NA	NA	NA	170.91	11.48	NA	159.43	NA	NA	NA
MW-2 (D)	01/20/1994	41,000	7,200	6,200	900	4,800	NA	NA	NA	NA	NA	NA	NA	170.91	11.48	NA	159.43	NA	NA	NA
MW-2	04/25/1994	60,000	9,300	6,100	1,400	6,200	NA	NA	NA	NA	NA	NA	NA	170.91	10.84	NA	160.07	NA	NA	NA
MW-2	07/07/1994	280,000a	40,000	26,000	8,100	32,000	NA	NA	NA	NA	NA	NA	NA	170.91	11.89	NA	159.02	NA	NA	NA
MW-2 (D)	07/07/1994	53,000	13,000	6,600	2,000	8,400	NA	NA	NA	NA	NA	NA	NA	170.91	11.89	NA	159.02	NA	NA	NA
MW-2	10/27/1994	130,000	14,000	12,000	2,400	13,000	NA	NA	NA	NA	NA	NA	NA	170.91	12.89	NA	158.02	NA	NA	NA
MW-2 (D)	10/27/1994	390,000	8,800	7,000	1,700	11,000	NA	NA	NA	NA	NA	NA	NA	170.91	12.89	NA	158.02	NA	NA	NA

WELL CONCENTRATIONS
Former Shell-branded Service Station
4255 MacArthur Boulevard
Oakland, CA

Well ID	Date	TPPH (ug/L)	B (ug/L)	T (ug/L)	E (ug/L)	X (ug/L)	MTBE 8020 (ug/L)	MTBE 8260 (ug/L)	DIPE (ug/L)	ETBE (ug/L)	TAME (ug/L)	TBA (ug/L)	Ethanol (ug/L)	TOC (MSL)	Depth to Water (ft.)	Depth to SPH (ft.)	GW Elevation (MSL)	SPH Thickness (ft.)	DO Reading (ppm)	ORP Reading (mV)
MW-2	11/17/1994	NA	NA	NA	NA	NA	NA	NA	NA	NA	NA	NA	NA	170.91	9.11	NA	161.80	NA	NA	NA
MW-2	11/28/1994	NA	NA	NA	NA	NA	NA	NA	NA	NA	NA	NA	NA	170.91	9.22	NA	161.69	NA	NA	NA
MW-2	01/13/1995	75,000	5,900	12,000	3,100	17,000	NA	NA	NA	NA	NA	NA	NA	170.91	8.10	NA	162.81	NA	NA	NA
MW-2	04/12/1995	100,000	8,500	11,000	2,400	12,000	NA	NA	NA	NA	NA	NA	NA	170.91	10.12	NA	160.79	NA	NA	NA
MW-2 (D)	04/12/1995	80,000	4,200	9,300	2,500	12,000	NA	NA	NA	NA	NA	NA	NA	170.91	10.12	NA	160.79	NA	NA	NA
MW-2	07/25/1995	NA	NA	NA	NA	NA	NA	NA	NA	NA	NA	NA	NA	170.91	11.53	NA	159.80	0.52	NA	NA
MW-2	10/18/1995	NA	NA	NA	NA	NA	NA	NA	NA	NA	NA	NA	NA	170.91	14.02	NA	156.99	0.13	NA	NA
MW-2	01/17/1996	NA	NA	NA	NA	NA	NA	NA	NA	NA	NA	NA	NA	170.91	10.27	NA	160.78	0.17	NA	NA
MW-2	04/25/1996	NA	NA	NA	NA	NA	NA	NA	NA	NA	NA	NA	NA	170.91	11.68	NA	159.25	0.03	NA	NA
MW-2	07/17/1996	NA	NA	NA	NA	NA	NA	NA	NA	NA	NA	NA	NA	170.91	12.78	NA	158.81	0.48	NA	NA
MW-2	10/01/1996	NA	NA	NA	NA	NA	NA	NA	NA	NA	NA	NA	NA	170.91	14.21	NA	156.70	0.28	NA	NA
MW-2	01/22/1997	NA	NA	NA	NA	NA	NA	NA	NA	NA	NA	NA	NA	170.91	10.92	NA	160.08	0.11	NA	NA
MW-2	04/08/1997	NA	NA	NA	NA	NA	NA	NA	NA	NA	NA	NA	NA	170.91	14.12	NA	156.95	0.20	NA	NA
MW-2	07/08/1997	NA	NA	NA	NA	NA	NA	NA	NA	NA	NA	NA	NA	170.91	14.98	NA	156.08	0.19	NA	NA
MW-2	10/08/1997	NA	NA	NA	NA	NA	NA	NA	NA	NA	NA	NA	NA	170.91	12.97	NA	157.98	0.05	NA	NA
MW-2	01/08/1998	NA	NA	NA	NA	NA	NA	NA	NA	NA	NA	NA	NA	170.91	12.54	NA	158.43	0.08	NA	NA
MW-2	04/13/1998	180,000	2,800	5,200	2,400	13,000	71,000	NA	NA	NA	NA	NA	NA	170.91	10.05	NA	160.86	NA	NA	NA
MW-2	07/17/1998	NA	NA	NA	NA	NA	NA	NA	NA	NA	NA	NA	NA	170.91	11.75	NA	159.24	0.10	NA	NA
MW-2	10/02/1998	NA	NA	NA	NA	NA	NA	NA	NA	NA	NA	NA	NA	170.91	16.78	NA	154.22	0.11	NA	NA
MW-2	02/03/1999	NA	NA	NA	NA	NA	NA	NA	NA	NA	NA	NA	NA	170.91	9.90	9.82	161.07	0.08	NA	NA
MW-2	04/29/1999	NA	NA	NA	NA	NA	NA	NA	NA	NA	NA	NA	NA	170.91	9.86	9.81	161.09	0.05	NA	NA
MW-2	07/23/1999	65,800	6,500	4,480	1,960	8,960	46,600	58,500*	NA	NA	NA	NA	NA	170.91	14.45	NA	156.46	NA	1.4	NA
MW-2	11/01/1999	NA	NA	NA	NA	NA	NA	NA	NA	NA	NA	NA	NA	170.91	11.84	11.81	159.09	0.03	NA	NA
MW-2	01/17/2000	46,000	6,000	2,400	1,500	5,500	50,000	31,000	NA	NA	NA	NA	NA	170.91	11.00	NA	159.91	NA	1.3	-54
MW-2	04/17/2000	96,300	8,150	10,200	2,820	14,900	112,000	108,000	NA	NA	NA	NA	NA	170.91	11.06	NA	159.85	NA	2.6	125
MW-2	07/26/2000	72,400	8,680	5,620	2,810	13,400	66,200	46,300	NA	NA	NA	NA	NA	170.91	12.82	NA	158.09	NA	2.2	113
MW-2	10/12/2000	63,200	5,840	4,180	2,310	11,100	61,200	66,600	NA	NA	NA	NA	NA	170.91	11.32	NA	159.59	NA	0.4	55
MW-2	01/15/2001	59,700	2,630	4,800	2,050	11,500	44,400	5,080	NA	NA	NA	NA	NA	170.91	10.19	NA	160.72	NA	1.1	-22
MW-2	04/09/2001	56,900	1,860	2,550	1,810	9,720	40,000	46,600	NA	NA	NA	NA	NA	170.91	11.15	NA	159.76	NA	1.0	-55
MW-2	07/24/2001	84,000	3,000	4,600	2,500	13,000	NA	41,000	NA	NA	NA	NA	NA	170.91	11.67	NA	159.24	NA	0.2	53
MW-2	10/31/2001	45,000	2,200	3,000	1,500	7,700	NA	29,000	<50	<50	<50	51,000	<500	170.91	11.04	NA	159.87	NA	1.2	-17
MW-2	01/10/2002	28,000	840	740	760	3,300	NA	32,000	NA	NA	NA	NA	NA	170.91	9.58	NA	161.33	NA	2.1	-76
MW-2	04/25/2002	41,000	1,900	2,000	1,200	6,900	NA	17,000	NA	NA	NA	NA	NA	170.91	11.40	NA	159.51	NA	0.8	-95
MW-2	07/18/2002	87,000	2,000	2,200	1,400	10,000	NA	19,000	NA	NA	NA	NA	NA	170.91	12.68	NA	158.23	NA	0.7	-34
MW-2	10/07/2002	110,000	3,900	6,700	2,700	15,000	NA	20,000	NA	NA	NA	NA	NA	170.88	11.58	NA	159.30	NA	1.4	-52
MW-2	01/06/2003	65,000	2,400	3,500	1,400	8,600	NA	28,000	NA	NA	NA	NA	NA	170.88	9.09	NA	161.79	NA	0.4	40
MW-2	04/07/2003	57,000	1,900	2,500	1,700	8,600	NA	37,000	NA	NA	NA	34,000	NA	170.88	11.08	NA	159.80	NA	1.0	60

WELL CONCENTRATIONS
Former Shell-branded Service Station
4255 MacArthur Boulevard
Oakland, CA

Well ID	Date	TPPH (ug/L)	B (ug/L)	T (ug/L)	E (ug/L)	X (ug/L)	MTBE 8020 (ug/L)	MTBE 8260 (ug/L)	DIPE (ug/L)	ETBE (ug/L)	TAME (ug/L)	TBA (ug/L)	Ethanol (ug/L)	TOC (MSL)	Depth to Water (ft.)	Depth to SPH (ft.)	GW Elevation (MSL)	SPH Thickness (ft.)	DO Reading (ppm)	ORP Reading (mV)
MW-2	07/07/2003	34,000	4,000	4,200	1,600	8,500	NA	51,000	NA	NA	NA	44,000	NA	170.88	11.27	NA	159.61	NA	1.3	-17
MW-2	10/09/2003	NA	NA	NA	NA	NA	NA	NA	NA	NA	NA	NA	NA	170.88	11.64	11.61	159.26	0.03	NA	NA
MW-2	10/20/2003	NA	NA	NA	NA	NA	NA	NA	NA	NA	NA	NA	NA	170.88	11.88	11.84	159.03	0.04	NA	NA
MW-2	01/14/2004	NA	NA	NA	NA	NA	NA	NA	NA	NA	NA	NA	NA	170.88	10.96	10.95	159.93	0.01	NA	NA
MW-2	04/28/2004	35,000	2,200	2,200	2,300	8,200	NA	26,000	NA	NA	NA	28,000	NA	170.88	11.05	NA	159.83	NA	0.1	-96
MW-2	07/12/2004	NA	NA	NA	NA	NA	NA	NA	NA	NA	NA	NA	NA	170.88	12.12	12.09	158.78	0.03	NA	NA
MW-2	10/25/2004	60,000	2,900	2,300	2,300	7,600	NA	27,000	NA	NA	NA	26,000	NA	170.88	11.23	NA	159.65	NA	1.62	-69
MW-2	01/17/2005	62,000	1,900	1,800	1,800	5,700	NA	22,000	NA	NA	NA	21,000	NA	170.88	8.78	NA	162.10	NA	0.8	-102
MW-2	04/06/2005	40,000	1,500	940	1,600	2,900	NA	23,000	NA	NA	NA	23,000	NA	170.88	9.23	NA	161.65	NA	0.60	-104
MW-2	07/08/2005	50,000	2,300	1,500	1,700	6,600	NA	24,000	<150	<150	<150	25,000	<1,500	170.88	10.99	10.97	159.91	0.02	0.01	-41
MW-2	10/07/2005	NA	NA	NA	NA	NA	NA	NA	NA	NA	NA	NA	NA	170.88	12.15	12.13	158.75	0.02	NA	NA
MW-2	01/27/2006	56,800	1,270	1,280	1,520	5,370	NA	8,210	NA	NA	NA	10,600	NA	170.88	9.55	NA	161.33	NA	NA	NA
MW-2	03/16/2006	82,100	1,230	1,310	1,350	4,630	NA	9,020	NA	NA	NA	9,690	NA	170.88	8.10	NA	162.78	NA	NA	NA
MW-2	04/28/2006	81,400	1,200	1,610	1,660	5,580	NA	10,800	NA	NA	NA	11,100	NA	170.88	9.25	NA	161.63	NA	NA	NA
MW-2	05/15/2006	119,000	2,210	3,800	2,330	8,900	NA	15,600	NA	NA	NA	12,200	NA	170.88	10.28	NA	160.60	NA	NA	NA
MW-2	06/19/2006	121,000	1,680	3,830	2,990	12,400	NA	10,700	NA	NA	NA	9,310	NA	170.88	10.90	NA	159.98	NA	NA	NA
MW-2	07/28/2006	172,000	3,590	3,450	2,840	8,210	NA	22,800	<0.500	<0.500	<0.500	11,300	<50.0	170.88	11.84	NA	159.04	NA	NA	NA
MW-2	08/31/2006	91,200	1,590	3,710	2,570	11,700	NA	3,520	NA	NA	NA	3,940	NA	170.88	18.03	NA	152.85	NA	NA	NA
MW-2	09/26/2006	50,000	2,300	1,300	1,600	6,700	NA	17,000	NA	NA	NA	19,000	NA	170.88	10.23	NA	160.65	NA	NA	NA
MW-2	10/27/2006	159,000	5,200	3,890	2,600	12,500	NA	18,100	NA	NA	NA	9,230 d	NA	170.88	12.11	NA	158.77	NA	NA	NA
MW-2	11/22/2006	53,000	1,500	960	1,800	7,100	NA	9,600	NA	NA	NA	12,000	NA	170.88	11.35	NA	159.53	NA	NA	NA
MW-2	12/26/2006	Well inaccessible		NA	NA	NA	NA	NA	NA	NA	NA	NA	NA	170.88	NA	NA	NA	NA	NA	NA
MW-2	01/10/2007	45,000	2,700	1,700	1,400	5,800	NA	13,000	NA	NA	NA	11,000	NA	170.88	10.21	NA	160.67	NA	NA	NA
MW-2	02/19/2007	13,000	1,800	1,900	1,500	5,900	NA	7,400	NA	NA	NA	11,000	NA	170.88	9.22	NA	161.66	NA	NA	NA
MW-2	03/16/2007	52,000	2,600	2,300	2,000	7,300	NA	9,100	NA	NA	NA	12,000	NA	170.88	9.88	NA	161.00	NA	NA	NA
MW-2	04/13/2007	60,000 g	2,200	2,100	2,300	7,900	NA	13,000	NA	NA	NA	20,000	NA	170.88	10.61	10.59	160.29	0.02	NA	NA
MW-2	07/09/2007	NA	NA	NA	NA	NA	NA	NA	NA	NA	NA	NA	NA	170.88	11.77	11.66	159.20	0.11	NA	NA
MW-2	10/08/2007	NA	NA	NA	NA	NA	NA	NA	NA	NA	NA	NA	NA	170.88	12.70	12.51	158.33	0.19	NA	NA
MW-2	11/19/2007	NA	NA	NA	NA	NA	NA	NA	NA	NA	NA	NA	NA	170.88	8.00	NA	162.88	NA	NA	NA
MW-2	12/10/2007	NA	NA	NA	NA	NA	NA	NA	NA	NA	NA	NA	NA	170.88	6.49	NA	164.39	NA	NA	NA
MW-2	01/09/2008	Unable to access		NA	NA	NA	NA	NA	NA	NA	NA	NA	NA	170.88	NA	NA	NA	NA	NA	NA
MW-2	01/22/2008	Unable to access		NA	NA	NA	NA	NA	NA	NA	NA	NA	NA	170.88	NA	NA	NA	NA	NA	NA
MW-2	02/21/2008	NA	NA	NA	NA	NA	NA	NA	NA	NA	NA	NA	NA	170.88	8.86	NA	162.02	NA	NA	NA
MW-2	03/20/2008	NA	NA	NA	NA	NA	NA	NA	NA	NA	NA	NA	NA	170.88	10.24	10.22	160.66	0.02	NA	NA
MW-2	04/04/2008	Unable to access		NA	NA	NA	NA	NA	NA	NA	NA	NA	NA	170.88	NA	NA	NA	NA	NA	NA
MW-2	05/27/2008	NA	NA	NA	NA	NA	NA	NA	NA	NA	NA	NA	NA	170.88	12.44	12.41	158.46	0.03	NA	NA
MW-2	06/11/2008	NA	NA	NA	NA	NA	NA	NA	NA	NA	NA	NA	NA	170.88	11.10	11.01	159.85	0.09	NA	NA

WELL CONCENTRATIONS
Former Shell-branded Service Station
4255 MacArthur Boulevard
Oakland, CA

Well ID	Date	TPPH (ug/L)	B (ug/L)	T (ug/L)	E (ug/L)	X (ug/L)	MTBE 8020 (ug/L)	MTBE 8260 (ug/L)	DIPE (ug/L)	ETBE (ug/L)	TAME (ug/L)	TBA (ug/L)	Ethanol (ug/L)	TOC (MSL)	Depth to Water (ft.)	Depth to SPH (ft.)	GW Elevation (MSL)	SPH Thickness (ft.)	DO Reading (ppm)	ORP Reading (mV)
MW-2	07/03/2008	NA	NA	NA	NA	NA	NA	NA	NA	NA	NA	NA	NA	170.88	11.62	11.76	159.37	0.14	NA	NA
MW-3	11/17/1993	18,000	5,400	660	720	2,200	NA	NA	NA	NA	NA	NA	NA	174.61	15.40	NA	159.21	NA	NA	NA
MW-3	01/20/1994	55,000	13,000	2,600	2,200	6,500	NA	NA	NA	NA	NA	NA	NA	174.61	14.61	NA	160.00	NA	NA	NA
MW-3	04/25/1994	96,000	11,000	1,600	3,100	9,900	NA	NA	NA	NA	NA	NA	NA	174.61	13.12	NA	161.49	NA	NA	NA
MW-3 (D)	04/25/1994	78,000	12,000	1,900	2,600	7,300	NA	NA	NA	NA	NA	NA	NA	174.61	13.12	NA	161.49	NA	NA	NA
MW-3	07/07/1994	NA	NA	NA	NA	NA	NA	NA	NA	NA	NA	NA	NA	174.61	14.54	NA	160.07	0.02	NA	NA
MW-3	10/27/1994	NA	NA	NA	NA	NA	NA	NA	NA	NA	NA	NA	NA	174.61	15.62	NA	159.03	0.05	NA	NA
MW-3	11/17/1994	NA	NA	NA	NA	NA	NA	NA	NA	NA	NA	NA	NA	174.61	13.83	NA	160.78	NA	NA	NA
MW-3	11/28/1994	NA	NA	NA	NA	NA	NA	NA	NA	NA	NA	NA	NA	174.61	14.02	NA	160.59	NA	NA	NA
MW-3	01/13/1995	180,000	3,200	2,700	1,700	5,200	NA	NA	NA	NA	NA	NA	NA	174.61	12.13	NA	162.48	NA	NA	NA
MW-3 (D)	01/13/1995	23,000	4,000	690	960	3,000	NA	NA	NA	NA	NA	NA	NA	174.61	12.13	NA	162.48	NA	NA	NA
MW-3	04/12/1995	56,000	8,700	1,500	2,100	6,300	NA	NA	NA	NA	NA	NA	NA	174.61	12.96	NA	161.65	NA	NA	NA
MW-3	07/25/1995	NA	NA	NA	NA	NA	NA	NA	NA	NA	NA	NA	NA	174.61	14.28	NA	160.38	0.05	NA	NA
MW-3	10/18/1995	NA	NA	NA	NA	NA	NA	NA	NA	NA	NA	NA	NA	174.61	15.88	NA	158.77	0.05	NA	NA
MW-3	01/17/1996	NA	NA	NA	NA	NA	NA	NA	NA	NA	NA	NA	NA	174.61	13.86	NA	160.94	0.24	NA	NA
MW-3	04/25/1996	NA	NA	NA	NA	NA	NA	NA	NA	NA	NA	NA	NA	174.61	13.82	NA	160.81	0.02	NA	NA
MW-3	07/17/1996	NA	NA	NA	NA	NA	NA	NA	NA	NA	NA	NA	NA	174.61	16.11	NA	158.52	0.03	NA	NA
MW-3	10/01/1996	46,000	7,300	530	1,700	3,900	3,200	NA	NA	NA	NA	NA	NA	174.61	16.56	NA	158.05	NA	NA	NA
MW-3 (D)	10/01/1996	47,000	7,100	530	1,700	4,000	2,900	NA	NA	NA	NA	NA	NA	174.61	16.56	NA	158.05	NA	NA	NA
MW-3	01/22/1997	82,000	5,200	1,300	2,800	8,900	1,100	NA	NA	NA	NA	NA	NA	174.61	13.07	NA	161.54	NA	NA	NA
MW-3 (D)	01/22/1997	61,000	8,400	1,100	2,300	7,000	2,700	NA	NA	NA	NA	NA	NA	174.61	13.07	NA	161.54	NA	NA	NA
MW-3	04/08/1997	NA	NA	NA	NA	NA	NA	NA	NA	NA	NA	NA	NA	174.61	17.09	NA	157.54	0.03	NA	NA
MW-3	07/08/1997	56,000	8,800	580	2,000	4,900	2,800	NA	NA	NA	NA	NA	NA	174.61	15.85	NA	158.76	NA	NA	NA
MW-3	10/08/1997	48,000	8,000	590	1,700	3,400	5,100	NA	NA	NA	NA	NA	NA	174.61	16.22	NA	158.39	NA	NA	NA
MW-3	01/08/1998	47,000	9,400	810	2,300	4,700	6,300	NA	NA	NA	NA	NA	NA	174.61	13.80	NA	160.81	NA	NA	NA
MW-3 (D)	01/08/1998	48,000	8,100	750	2,000	4,100	5,800	NA	NA	NA	NA	NA	NA	174.61	13.80	NA	160.81	NA	NA	NA
MW-3	04/13/1998	32,000	6,800	540	1,400	3,400	4,000	NA	NA	NA	NA	NA	NA	174.61	12.97	NA	161.64	NA	NA	NA
MW-3 (D)	04/13/1998	36,000	7,300	660	1,600	3,700	4,000	NA	NA	NA	NA	NA	NA	174.61	12.97	NA	161.64	NA	NA	NA
MW-3	07/17/1998	71,000	11,000	590	2,200	6,900	3,900	NA	NA	NA	NA	NA	NA	174.61	11.51	NA	163.10	NA	NA	NA
MW-3 (D)	07/17/1998	76,000	12,000	700	2,600	8,000	3,000	NA	NA	NA	NA	NA	NA	174.61	11.51	NA	163.10	NA	NA	NA
MW-3	10/02/1998	66,000	8,900	510	2,000	4,900	4,600	NA	NA	NA	NA	NA	NA	174.61	16.50	NA	158.11	NA	NA	NA
MW-3 (D)	10/02/1998	59,000	9,400	460	2,000	4,900	4,700	NA	NA	NA	NA	NA	NA	174.61	16.50	NA	158.11	NA	NA	NA
MW-3	02/03/1999	36,000	6,800	300	1,600	2,900	18,000	NA	NA	NA	NA	NA	NA	174.61	15.21	NA	159.40	NA	1.3	NA
MW-3	04/29/1999	45,000	8,100	580	2,200	5,800	4,700	5,150	NA	NA	NA	NA	NA	174.61	15.43	NA	159.18	NA	1.5	-68
MW-3	07/23/1999	29,400	3,540	215	810	3,800	4,720	6,950*	NA	NA	NA	NA	NA	174.61	14.95	NA	159.66	NA	1.3	NA
MW-3	11/01/1999	20,000	4,190	294	1,060	1,740	5,540	8,590	NA	NA	NA	NA	NA	174.61	14.66	NA	159.95	NA	0.6	-110

WELL CONCENTRATIONS
Former Shell-branded Service Station
4255 MacArthur Boulevard
Oakland, CA

Well ID	Date	TPPH (ug/L)	B (ug/L)	T (ug/L)	E (ug/L)	X (ug/L)	MTBE 8020 (ug/L)	MTBE 8260 (ug/L)	DIPE (ug/L)	ETBE (ug/L)	TAME (ug/L)	TBA (ug/L)	Ethanol (ug/L)	TOC (MSL)	Depth to Water (ft.)	Depth to SPH (ft.)	GW Elevation (MSL)	SPH Thickness (ft.)	DO Reading (ppm)	ORP Reading (mV)
MW-3	01/17/2000	17,000	3,900	89	1,100	1,200	7,900	NA	NA	NA	NA	NA	NA	174.61	13.94	NA	160.67	NA	1.3	-40
MW-3	04/17/2000	28,100	5,240	247	1,540	2,750	16,600	NA	NA	NA	NA	NA	NA	174.61	14.00	NA	160.61	NA	1.1	-86
MW-3	07/26/2000	24,300	6,680	159	1,610	1,640	17,100	NA	NA	NA	NA	NA	NA	174.61	13.72	NA	160.89	NA	0.9	-70
MW-3	10/12/2000	14,300	2,630	86.7	241	1,360	16,300	NA	NA	NA	NA	NA	NA	174.61	14.15	NA	160.46	NA	0.9	50
MW-3	01/15/2001	22,100	4,400	266	977	2,990	13,200	NA	NA	NA	NA	NA	NA	174.61	13.05	NA	161.56	NA	1.3	-40
MW-3	04/09/2001	33,800	7,100	147	1,700	2,660	13,000	NA	NA	NA	NA	NA	NA	174.61	13.59	NA	161.02	NA	0.6	-56
MW-3	07/24/2001	220,000	5,600	1,900	4,400	19,000	NA	12,000	NA	NA	NA	NA	NA	174.61	14.43	NA	160.18	NA	0.4	29
MW-3	10/31/2001	65,000	2,700	510	1,800	7,200	NA	9,800	<20	<20	<20	5,200	<500	174.61	14.59	NA	160.02	NA	0.9	-27
MW-3	01/10/2002	66,000	2,400	490	1,700	6,800	NA	5,500	NA	NA	NA	NA	NA	174.61	12.65	NA	161.96	NA	1.7	-76
MW-3	04/25/2002	55,000	4,600	460	2,400	6,900	NA	8,100	NA	NA	NA	NA	NA	174.61	14.13	NA	160.48	NA	1.2	-96
MW-3	07/18/2002	56,000	3,300	270	1,700	5,000	NA	8,400	NA	NA	NA	NA	NA	174.61	15.48	15.45	159.15	0.03	0.8	-41
MW-3	10/07/2002	NA	NA	NA	NA	NA	NA	NA	NA	NA	NA	NA	NA	174.59	14.60	14.40	160.15	0.20	NA	NA
MW-3	01/06/2003	57,000	3,200	330	1,800	5,400	NA	5,100	NA	NA	NA	NA	NA	174.59	11.62	11.60	162.99	0.02	0.4	33
MW-3	04/07/2003	57,000	6,200	500	2,400	6,700	NA	8,200	NA	NA	NA	3,900	NA	174.59	13.80	NA	160.79	NA	0.5	61
MW-3	07/07/2003	28,000	4,900	300	1,500	4,100	NA	7,900	NA	NA	NA	4,700	NA	174.59	14.00	NA	160.59	NA	1.0	-11
MW-3	10/09/2003	NA	NA	NA	NA	NA	NA	NA	NA	NA	NA	NA	NA	174.59	14.44	14.36	160.21	0.08	NA	NA
MW-3	10/20/2003	NA	NA	NA	NA	NA	NA	NA	NA	NA	NA	NA	NA	174.59	14.68	14.61	159.97	0.07	NA	NA
MW-3	01/14/2004	NA	NA	NA	NA	NA	NA	NA	NA	NA	NA	NA	NA	174.59	12.47	12.45	162.14	0.02	NA	NA
MW-3	04/28/2004	32,000	7,300	190	2,100	4,300	NA	3,700	NA	NA	NA	2,500	NA	174.59	13.66	NA	160.93	NA	0.1	-16
MW-3	07/12/2004	NA	NA	NA	NA	NA	NA	NA	NA	NA	NA	NA	NA	174.59	14.87	14.83	159.75	0.04	NA	NA
MW-3	10/25/2004	49,000	5,100	61	1,800	3,600	NA	5,400	NA	NA	NA	2,700	NA	174.59	14.12	NA	160.47	NA	2.70	-59
MW-3	01/17/2005	57,000	8,000	190	2,000	4,000	NA	4,600	NA	NA	NA	3,300	NA	174.59	10.59	NA	164.00	NA	0.2	-18
MW-3	04/06/2005	57,000	7,300	180	2,200	3,300	NA	4,100	NA	NA	NA	2,700	NA	174.59	10.58	NA	164.01	NA	0.95	-77
MW-3	07/08/2005	28,000	2,900	47	1,100	2,000	NA	2,800	<20	<20	<20	1,900	<200	174.59	13.46	NA	161.13	NA	0.1	-51
MW-3	10/07/2005	23,000	3,200	39	960	1,300	NA	2,600	NA	NA	NA	1,900	NA	174.59	14.76	NA	159.83	NA	NA	NA
MW-3	01/27/2006	38,500	6,520	139	1,350	2,160	NA	1,940	NA	NA	NA	1,490	NA	174.59	11.69	NA	162.90	NA	NA	NA
MW-3	03/16/2006	65,100	5,280	181	1,580	2,520	NA	2,410	NA	NA	NA	12,300	NA	174.59	10.08	NA	164.51	NA	NA	NA
MW-3	04/28/2006	<1000	4,330	157	1,480	2,690	NA	2,470	NA	NA	NA	1,520	NA	174.59	3.31	NA	171.28	NA	NA	NA
MW-3	05/15/2006	69,600	6,100	159	1,690	2,640	NA	3,520	NA	NA	NA	1,720	NA	174.59	12.69	NA	161.90	NA	NA	NA
MW-3	06/19/2006	103,000	5,070	117	2,210	3,950	NA	2,790	NA	NA	NA	1,080	NA	174.59	13.28	NA	161.31	NA	NA	NA
MW-3	07/28/2006	86,600	4,890	85.7	1,570	2,250	NA	2,790	7.28	<0.500	<0.500	1,260	<50.0	174.59	14.72	NA	159.87	NA	NA	NA
MW-3	08/31/2006	45,700	4,600	204	1,740	2,680	NA	2,580	NA	NA	NA	1,520	NA	174.59	14.75	NA	159.84	NA	NA	NA
MW-3	09/26/2006	29,000	3,900	76	1,500	2,100	NA	2,700	NA	NA	NA	1,500	NA	174.59	14.97	NA	159.62	NA	NA	NA
MW-3	10/27/2006	41,000	3,690	65.2	1,210	1,650	NA	1,760	NA	NA	NA	867 d	NA	174.59	15.00	NA	159.59	NA	NA	NA
MW-3	11/22/2006	30,000	3,300	51	810	1,500	NA	1,900	NA	NA	NA	1,300	NA	174.59	14.26	NA	160.33	NA	NA	NA
MW-3	12/26/2006	31,000	2,500	56	1,100	1,500	NA	2,200	NA	NA	NA	2,000	NA	174.59	12.52	NA	162.07	NA	NA	NA
MW-3	01/10/2007	18,000	2,600	43	750	940	NA	2,100	NA	NA	NA	2,100	NA	174.59	12.81	NA	161.78	NA	NA	NA

WELL CONCENTRATIONS
Former Shell-branded Service Station
4255 MacArthur Boulevard
Oakland, CA

Well ID	Date	TPPH (ug/L)	B (ug/L)	T (ug/L)	E (ug/L)	X (ug/L)	MTBE 8020 (ug/L)	MTBE 8260 (ug/L)	DIPE (ug/L)	ETBE (ug/L)	TAME (ug/L)	TBA (ug/L)	Ethanol (ug/L)	TOC (MSL)	Depth to Water (ft.)	Depth to SPH (ft.)	GW Elevation (MSL)	SPH Thickness (ft.)	DO Reading (ppm)	ORP Reading (mV)
MW-3	02/19/2007	27,000	3,800	110	1,200	1,500	NA	2,400	NA	NA	NA	3,200	NA	174.59	11.65	NA	162.94	NA	NA	NA
MW-3	03/16/2007	25,000	4,000	80	1,300	1,500	NA	2,100	NA	NA	NA	2,400	NA	174.59	12.20	NA	162.39	NA	NA	NA
MW-3	04/13/2007	30,000 g	4,400	73	1,500	1,920	NA	2,800	NA	NA	NA	3,900	NA	174.59	13.37	NA	161.22	NA	NA	NA
MW-3	07/09/2007	25,000 g	3,800	57	1,400	1,456	NA	1,900	<100	<100	<100	1,500	<5,000	174.59	14.30	NA	160.29	NA	NA	NA
MW-3	10/08/2007	20,000 g	3,200	35 i	1,300	1,124 i	NA	1,700	NA	NA	NA	1,500	NA	174.59	15.19	15.18	159.41	0.01	NA	NA
MW-3	11/19/2007	Unable to access			NA	NA	NA	NA	NA	NA	NA	NA	NA	174.59	NA	NA	NA	NA	NA	NA
MW-3	11/30/2007	NA	NA	NA	NA	NA	NA	NA	NA	NA	NA	NA	NA	174.59	14.07	NA	160.52	NA	NA	NA
MW-3	12/10/2007	NA	NA	NA	NA	NA	NA	NA	NA	NA	NA	NA	NA	174.59	13.78	NA	160.81	NA	NA	NA
MW-3	01/09/2008	33,000 g	2,800	34	910	782 i	NA	1,000	NA	NA	NA	1,100	NA	174.59	11.09	NA	163.50	NA	NA	NA
MW-3	02/21/2008	NA	NA	NA	NA	NA	NA	NA	NA	NA	NA	NA	NA	174.59	12.22	NA	162.37	NA	NA	NA
MW-3	03/20/2008	NA	NA	NA	NA	NA	NA	NA	NA	NA	NA	NA	NA	174.59	13.03	NA	161.56	NA	NA	NA
MW-3	04/04/2008	24,000	3,300	55	1,100	844	NA	1,900	NA	NA	NA	1,200	NA	174.59	13.41	NA	161.18	NA	NA	NA
MW-3	05/27/2008	NA	NA	NA	NA	NA	NA	NA	NA	NA	NA	NA	NA	174.59	20.49	20.48	154.11	0.01	NA	NA
MW-3	06/11/2008	NA	NA	NA	NA	NA	NA	NA	NA	NA	NA	NA	NA	174.59	13.95	13.94	160.65	0.01	NA	NA
MW-3	07/03/2008	33,000	3,800	38	1,500	1,200	NA	2,600	<50	<50	<50	1,800	<2,500	174.59	10.48	10.47	164.12	0.01	NA	NA
MW-4	11/17/1994	NA	NA	NA	NA	NA	NA	NA	NA	NA	NA	NA	NA	164.06	6.62	NA	157.44	NA	NA	NA
MW-4	11/28/1994	2,900	200	17	76	260	NA	NA	NA	NA	NA	NA	NA	164.06	6.11	NA	157.95	NA	NA	NA
MW-4	01/13/1995	1,900	130	5.6	13	40	NA	NA	NA	NA	NA	NA	NA	164.06	6.05	NA	158.01	NA	NA	NA
MW-4	04/12/1995	680	150	<2.0	10	13	NA	NA	NA	NA	NA	NA	NA	164.06	6.31	NA	157.75	NA	NA	NA
MW-4	07/25/1995	340	100	0.8	8.8	3	NA	NA	NA	NA	NA	NA	NA	164.06	7.36	NA	156.70	NA	NA	NA
MW-4	10/18/1995	150	31	<0.5	3.5	0.8	NA	NA	NA	NA	NA	NA	NA	164.06	8.54	NA	155.52	NA	NA	NA
MW-4	01/17/1996	290	14	<0.5	1.8	0.8	NA	NA	NA	NA	NA	NA	NA	164.06	8.48	NA	155.58	NA	NA	NA
MW-4	04/25/1996	<500	65	<5	<5	<5	1,700	NA	NA	NA	NA	NA	NA	164.06	7.40	NA	156.66	NA	NA	NA
MW-4 (D)	04/25/1996	<500	66	<5	8.7	<5	1,500	NA	NA	NA	NA	NA	NA	164.06	7.40	NA	156.66	NA	NA	NA
MW-4	07/17/1996	<500	84	<5.0	6.5	<5.0	1,500	NA	NA	NA	NA	NA	NA	164.06	7.75	NA	156.31	NA	NA	NA
MW-4 (D)	07/17/1996	<500	54	<5.0	<5.0	<5.0	1,700	2,100	NA	NA	NA	NA	NA	164.06	7.75	NA	156.31	NA	NA	NA
MW-4	10/01/1996	<500	1.9	<5.0	<5.0	<5.0	3,000	NA	NA	NA	NA	NA	NA	164.06	8.82	NA	155.24	NA	NA	NA
MW-4	01/22/1997	580	130	<2.5	18	5.2	1,200	NA	NA	NA	NA	NA	NA	164.06	7.51	NA	156.55	NA	NA	NA
MW-4	04/08/1997	770	200	7	26	55	1,500	8	NA	NA	NA	NA	NA	164.06	7.18	NA	156.88	NA	NA	NA
MW-4	07/08/1997	570	78	<5.0	14	11	1,200	NA	NA	NA	NA	NA	NA	164.06	9.00	NA	155.06	NA	NA	NA
MW-4 (D)	07/08/1997	640	81	<5.0	16	19	1,600	NA	NA	NA	NA	NA	NA	164.06	9.00	NA	155.06	NA	NA	NA
MW-4	10/08/1997	<500	40	<5.0	7.4	5.4	1,400	NA	NA	NA	NA	NA	NA	164.06	8.97	NA	155.09	NA	NA	NA
MW-4 (D)	10/08/1997	<500	36	<5.0	5.9	<5.0	1,400	NA	NA	NA	NA	NA	NA	164.06	8.97	NA	155.09	NA	NA	NA
MW-4	01/08/1998	<1,000	55	<10	13	<10	2,000	NA	NA	NA	NA	NA	NA	164.06	7.90	NA	156.16	NA	NA	NA
MW-4	04/13/1998	350	110	2.4	20	26	<2.5	NA	NA	NA	NA	NA	NA	164.06	7.35	NA	156.71	NA	NA	NA
MW-4	07/17/1998	210	66	0.78	5.4	9.8	1,700	NA	NA	NA	NA	NA	NA	164.06	6.95	NA	157.11	NA	NA	NA

WELL CONCENTRATIONS
Former Shell-branded Service Station
4255 MacArthur Boulevard
Oakland, CA

Well ID	Date	TPPH (ug/L)	B (ug/L)	T (ug/L)	E (ug/L)	X (ug/L)	MTBE 8020 (ug/L)	MTBE 8260 (ug/L)	DIPE (ug/L)	ETBE (ug/L)	TAME (ug/L)	TBA (ug/L)	Ethanol (ug/L)	TOC (MSL)	Depth to Water (ft.)	Depth to SPH (ft.)	GW Elevation (MSL)	SPH Thickness (ft.)	DO Reading (ppm)	ORP Reading (mV)
MW-4	10/02/1998	<50	0.69	<0.50	<0.50	<0.50	2,900	NA	NA	NA	NA	NA	NA	164.06	7.35	NA	156.71	NA	NA	NA
MW-4	02/03/1999	560	120	2.5	29	34	6,800	NA	NA	NA	NA	NA	NA	164.06	7.71	NA	156.35	NA	0.9	NA
MW-4	04/29/1999	390	80	1.9	13	19	7,000	8,360	NA	NA	NA	NA	NA	164.06	7.83	NA	156.23	NA	1.1	-125
MW-4	07/23/1999	460	93.6	8.40	25.2	28.8	3,760	6,000*	NA	NA	NA	NA	NA	164.06	11.33	NA	152.73	NA	0.9	NA
MW-4	11/01/1999	77.3	0.520	<0.500	<0.500	<0.500	539	NA	NA	NA	NA	NA	NA	164.06	10.66	NA	153.40	NA	2.8	3
MW-4	01/17/2000	160	27	<0.50	12	6.3	12,000	NA	NA	NA	NA	NA	NA	164.06	10.15	NA	153.91	NA	3.9	-17
MW-4	04/17/2000	<500	26	6.38	9.35	10.4	9,070	NA	NA	NA	NA	NA	NA	164.06	10.10	NA	153.96	NA	1.7	-129
MW-4	07/26/2000	<500	22.7	<5.00	7.59	6.96	7,660	NA	NA	NA	NA	NA	NA	164.06	10.09	NA	153.97	NA	1.4	-137
MW-4	10/12/2000	172	19.8	<0.500	7.47	4.50	8,290	NA	NA	NA	NA	NA	NA	164.06	9.35	NA	154.71	NA	3.5	529
MW-4	01/15/2001	53.6	1.50	<0.500	2.45	1.80	9,260	NA	NA	NA	NA	NA	NA	164.06	8.77	NA	155.29	NA	2.3	53
MW-4	04/09/2001	<500	<5.00	<5.00	<5.00	5.52	10,300	NA	NA	NA	NA	NA	NA	164.06	7.75	NA	156.31	NA	1.0	-133
MW-4	07/24/2001	58	3.8	<0.50	3.2	2.9	NA	1,700	NA	NA	NA	NA	NA	164.06	10.07	NA	153.99	NA	0.5	106
MW-4	10/31/2001	<1,000	<10	<10	<10	<10	NA	7,400	NA	NA	NA	NA	NA	164.06	9.97	NA	154.09	NA	0.8	22
MW-4	01/10/2002	<2,000	<20	<20	<20	<20	NA	12,000	NA	NA	NA	NA	NA	164.06	8.53	NA	155.53	NA	8.9	224
MW-4	04/25/2002	<2,000	<20	<20	<20	<20	NA	7,900	NA	NA	NA	NA	NA	164.06	7.33	NA	156.73	NA	3.6	-84
MW-4	07/18/2002	<2,000	<20	<20	<20	<20	NA	7,200	NA	NA	NA	NA	NA	164.06	9.05	NA	155.01	NA	1.7	120
MW-4	10/07/2002	<1,000	<10	<10	<10	<10	NA	3,300	NA	NA	NA	NA	NA	164.03	9.06	NA	154.97	NA	2.5	33
MW-4	01/06/2003	<500	21	<5.0	<5.0	<5.0	NA	2,500	NA	NA	NA	NA	NA	164.03	7.09	NA	156.94	NA	0.5	55
MW-4	04/07/2003	<2,500	<25	<25	<25	<50	NA	1,700	NA	NA	NA	5,900	NA	164.03	8.26	NA	155.77	NA	1.2	69
MW-4	07/07/2003	<2,500	<25	<25	<25	<50	NA	860	NA	NA	NA	6,900	NA	164.03	8.92	NA	155.11	NA	0.5	-3
MW-4	10/09/2003	<500	<5.0	<5.0	<5.0	<10	NA	420	NA	NA	NA	6,700	NA	164.03	8.91	NA	155.12	NA	0.7	171
MW-4	01/14/2004	<1,000	24	<10	<10	<20	NA	500	NA	NA	NA	7,200	NA	164.03	8.34	NA	155.69	NA	1.2	140
MW-4	04/28/2004	<500	6.0	<5.0	<5.0	<10	NA	310	NA	NA	NA	5,200	NA	164.03	7.55	NA	156.48	NA	0.4	69
MW-4	07/12/2004	<500	11	<5.0	7.8	<10	NA	370	<20	<20	<20	5,900	<500	164.03	8.12	NA	155.91	NA	0.5	142
MW-4	10/25/2004	<500	<5.0	<5.0	5.6	<10	NA	280	NA	NA	NA	4,300	NA	164.03	7.85	NA	156.18	NA	1.90	-70
MW-4	01/17/2005	<1,000	56	<10	10	<20	NA	380	NA	NA	NA	8,400	NA	164.03	6.08	NA	157.95	NA	0.4	6
MW-4	04/06/2005	<1,000	52	<10	11	<20	NA	450	NA	NA	NA	12,000	NA	164.03	8.10	NA	155.93	NA	0.49	11
MW-4	07/08/2005	<400	30	<4.0	6.0	<4.0	NA	250	<4.0	<4.0	<4.0	9,600	<40	164.03	7.50	NA	156.53	NA	0.6	71
MW-4	07/08/2005	<400	30	<4.0	6.0	<4.0	NA	250	<4.0	<4.0	<4.0	9,600	<40	164.03	7.50	NA	156.53	NA	0.6	71
MW-4	10/07/2005	<1,000	<10	<10	<10	<20	NA	200	NA	NA	NA	8,900	NA	164.03	8.30	NA	155.73	NA	NA	NA
MW-4	01/27/2006	1,140	34.3	2.37	8.69	12.0	NA	198	NA	NA	NA	32,100	NA	164.03	8.55	NA	155.48	NA	NA	NA
MW-4	04/28/2006	1,490	46.8	2.80	21.2	24.8	NA	344	NA	NA	NA	14,800	NA	164.03	9.02	NA	155.01	NA	NA	NA
MW-4	07/28/2006	951	5.09	<0.500	<0.500	<0.500	NA	169	1.57	<0.500	<0.500	4,830	<50.0	164.03	9.19	NA	154.84	NA	NA	NA
MW-4	10/27/2006	1,620	21.5	2.65	13.2	10.3	NA	173	NA	NA	NA	5,150	NA	164.03	9.01	NA	155.02	NA	NA	NA
MW-4	01/10/2007	740	56	2.4	23	24	NA	190	NA	NA	NA	7,500 f	NA	164.03	6.95	NA	157.08	NA	NA	NA
MW-4	04/13/2007	1,500 g	130	20	100	138	NA	120	NA	NA	NA	6,300	NA	164.03	7.51	NA	156.52	NA	NA	NA
MW-4	07/09/2007	650 g	65	5.3 i	36	33.2 i	NA	130	<20	<20	<20	6,000	<1,000	164.03	7.85	NA	156.18	NA	NA	NA

WELL CONCENTRATIONS
Former Shell-branded Service Station
4255 MacArthur Boulevard
Oakland, CA

Well ID	Date	TPPH (ug/L)	B (ug/L)	T (ug/L)	E (ug/L)	X (ug/L)	MTBE 8020 (ug/L)	MTBE 8260 (ug/L)	DIPE (ug/L)	ETBE (ug/L)	TAME (ug/L)	TBA (ug/L)	Ethanol (ug/L)	TOC (MSL)	Depth to Water (ft.)	Depth to SPH (ft.)	GW Elevation (MSL)	SPH Thickness (ft.)	DO Reading (ppm)	ORP Reading (mV)
MW-4	10/08/2007	840 g	100	23	70	120	NA	120	NA	NA	NA	5,300	NA	164.03	8.50	NA	155.53	NA	NA	NA
MW-4	01/09/2008	2,200 g	130	38	130	264	NA	160	NA	NA	NA	5,400	NA	164.03	8.33	NA	155.70	NA	NA	NA
MW-4	04/04/2008	1,700	93	24	74	145	NA	110	NA	NA	NA	3,700	NA	164.03	6.63	NA	157.40	NA	NA	NA
MW-4	07/03/2008	1,400	87	15	54	109	NA	88	<20	<20	<20	3,900	<1,000	164.03	8.25	NA	155.78	NA	NA	NA
MW-5	01/04/2002	NA	NA	NA	NA	NA	NA	NA	NA	NA	NA	NA	NA	NA	5.62	NA	NA	NA	NA	NA
MW-5	01/10/2002	<50	<0.50	<0.50	<0.50	<0.50	NA	110	NA	NA	NA	NA	NA	164.06	5.88	NA	158.18	NA	3.3	172
MW-5	04/25/2002	<50	<0.50	<0.50	<0.50	<0.50	NA	73	NA	NA	NA	NA	NA	164.06	6.81	NA	157.25	NA	0.3	-44
MW-5	07/18/2002	<50	<0.50	<0.50	<0.50	<0.50	NA	75	NA	NA	NA	NA	NA	164.06	7.38	NA	156.68	NA	0.4	170
MW-5	10/07/2002	<50	<0.50	<0.50	<0.50	<0.50	NA	41	NA	NA	NA	NA	NA	164.14	6.75	NA	157.39	NA	1.5	16
MW-5	01/06/2003	<50	<0.50	<0.50	<0.50	<0.50	NA	81	NA	NA	NA	NA	NA	164.14	5.96	NA	158.18	NA	0.6	166
MW-5	04/07/2003	<50	<0.50	<0.50	<0.50	<1.0	NA	77	NA	NA	NA	28	NA	164.14	6.51	NA	157.63	NA	0.8	174
MW-5	07/07/2003	<50	<0.50	<0.50	<0.50	<1.0	NA	32	NA	NA	NA	23	NA	164.14	6.44	NA	157.70	NA	0.3	-17
MW-5	10/09/2003	<50	<0.50	<0.50	<0.50	<1.0	NA	59	NA	NA	NA	40	NA	164.14	7.05	NA	157.09	NA	0.9	17
MW-5	01/14/2004	<50	<0.50	0.76	<0.50	<1.0	NA	47	NA	NA	NA	17	NA	164.14	6.29	NA	157.85	NA	1.6	209
MW-5	04/28/2004	<50	<0.50	<0.50	<0.50	<1.0	NA	31	NA	NA	NA	11	NA	164.14	6.84	NA	157.30	NA	0.4	136
MW-5	07/12/2004	<50	<0.50	<0.50	<0.50	<1.0	NA	47	<2.0	<2.0	<2.0	12	<50	164.14	7.57	NA	156.57	NA	0.4	90
MW-5	10/25/2004	<50	<0.50	<0.50	<0.50	<1.0	NA	41	NA	NA	NA	13	NA	164.14	6.50	NA	157.64	NA	1.74	-21
MW-5	01/17/2005	<50	<0.50	<0.50	<0.50	<1.0	NA	41	NA	NA	NA	12	NA	164.14	5.83	NA	158.31	NA	0.1	-7
MW-5	04/06/2005	<50	<0.50	<0.50	<0.50	<1.0	NA	12	NA	NA	NA	<5.0	NA	164.14	5.91	NA	158.23	NA	1.05	-62
MW-5	07/08/2005	<50	<0.50	<0.50	<0.50	<0.50	NA	26	<0.50	<0.50	<0.50	18	<5.0	164.14	6.78	NA	157.36	NA	1.2	81
MW-5	10/07/2005	<50	<0.50	<0.50	<0.50	<1.0	NA	28	NA	NA	NA	24	NA	164.14	7.64	NA	156.50	NA	NA	NA
MW-5	01/27/2006	<50.0	<0.500	<0.500	<0.500	<0.500	NA	26.7	NA	NA	NA	46.3	NA	164.14	6.21	NA	157.93	NA	NA	NA
MW-5	04/28/2006	<50.0	<0.500	<0.500	<0.500	<0.500	NA	39.1	NA	NA	NA	15.0	NA	164.14	6.05	NA	158.09	NA	NA	NA
MW-5	07/28/2006	103	<0.500	<0.500	<0.500	<0.500	NA	35.5	<0.500	<0.500	<0.500	<10.0	<50.0	164.14	7.54	NA	156.60	NA	NA	NA
MW-5	10/27/2006	<50.0	<0.500	<0.500	<0.500	<0.500	NA	19.7	NA	NA	NA	26.0 d	NA	164.14	7.91	NA	156.23	NA	NA	NA
MW-5	01/10/2007	<50	<0.50	<0.50	<0.50	<1.0	NA	11	NA	NA	NA	16	NA	164.14	6.38	NA	157.76	NA	NA	NA
MW-5	04/13/2007	76 g,h	<0.50	<1.0	<1.0	<1.0	NA	35	NA	NA	NA	37	NA	164.14	6.58	NA	157.56	NA	NA	NA
MW-5	07/09/2007	<50 g	<0.50	<1.0	<1.0	<1.0	NA	26	<2.0	<2.0	<2.0	34	<100	164.14	7.28	NA	156.86	NA	NA	NA
MW-5	10/08/2007	<50 g	<0.50	<1.0	<1.0	<1.0	NA	25	NA	NA	NA	28	NA	164.14	8.01	NA	156.13	NA	NA	NA
MW-5	01/09/2008	<50 g	0.15 i	<1.0	<1.0	<1.0	NA	11	NA	NA	NA	7.6 i	NA	164.14	5.45	NA	158.69	NA	NA	NA
MW-5	04/04/2008	50	<0.50	<1.0	<1.0	<1.0	NA	17	NA	NA	NA	<10	NA	164.14	6.61	NA	157.53	NA	NA	NA
MW-5	07/03/2008	<50	<0.50	<1.0	<1.0	<1.0	NA	16	<2.0	<2.0	<2.0	11	<100	164.14	7.40	NA	156.74	NA	NA	NA
MW-6	06/26/2006	NA	NA	NA	NA	NA	NA	NA	NA	NA	NA	NA	NA	169.89	10.25	NA	159.64	NA	NA	NA
MW-6	07/28/2006	19,200	1,290	41.7	141	245	NA	777	3.37	<0.500	<0.500	8,340	<50.0	169.89	11.00	NA	158.89	NA	NA	NA
MW-6	10/27/2006	11,400	1,250	41.0	155	242	NA	569	NA	NA	NA	7,270	NA	169.89	11.41	NA	158.48	NA	NA	NA

WELL CONCENTRATIONS
Former Shell-branded Service Station
4255 MacArthur Boulevard
Oakland, CA

Well ID	Date	TPPH (ug/L)	B (ug/L)	T (ug/L)	E (ug/L)	X (ug/L)	MTBE 8020 (ug/L)	MTBE 8260 (ug/L)	DIPE (ug/L)	ETBE (ug/L)	TAME (ug/L)	TBA (ug/L)	Ethanol (ug/L)	TOC (MSL)	Depth to Water (ft.)	Depth to SPH (ft.)	GW Elevation (MSL)	SPH Thickness (ft.)	DO Reading (ppm)	ORP Reading (mV)
MW-6	01/10/2007	7,000	1,000	26	270	240	NA	770	NA	NA	NA	17,000	NA	169.89	9.43	NA	160.46	NA	NA	NA
MW-6	04/13/2007	4,200 g	820	22	72	71	NA	490	NA	NA	NA	9,500	NA	169.89	9.81	NA	160.08	NA	NA	NA
MW-6	07/09/2007	6,100 g	960	23	65	116	NA	280	<40	<40	<40	8,400	<2,000	169.89	10.80	NA	159.09	NA	NA	NA
MW-6	10/08/2007	3,600 g	960	17 i	27	76 i	NA	260	NA	NA	NA	7,000	NA	169.89	11.64	NA	158.25	NA	NA	NA
MW-6	01/09/2008	Unable to access			NA	NA	NA	NA	NA	NA	NA	NA	NA	169.89	NA	NA	NA	NA	NA	NA
MW-6	01/22/2008	4,100 g	610	14 i	31	19 i	NA	180	NA	NA	NA	7,700	NA	169.89	8.81	NA	161.08	NA	NA	NA
MW-6	04/04/2008	6,100	760	<20	20	29	NA	240	NA	NA	NA	6,900	NA	169.89	10.01	NA	159.88	NA	NA	NA
MW-6	07/03/2008	7,100	1,100	<20	25	50	NA	220	<40	<40	<40	9,400	<2,000	169.89	10.94	NA	158.95	NA	NA	NA
MW-7	06/26/2006	NA	NA	NA	NA	NA	NA	NA	NA	NA	NA	NA	NA	170.87	9.59	NA	161.28	NA	NA	NA
MW-7	07/28/2006	5,860	72.0	6.67	25.4	165	NA	3,940	<0.500	<0.500	2.89	1,420	<50.0	170.87	10.08	NA	160.79	NA	NA	NA
MW-7	10/27/2006	1,180	8.67	<0.500	2.48	7.52	NA	1,100	NA	NA	NA	184	NA	170.87	10.13	NA	160.74	NA	NA	NA
MW-7	01/10/2007	1,000	12	<5.0	<5.0	<10	NA	2,200 f	NA	NA	NA	2,400	NA	170.87	8.41	NA	162.46	NA	NA	NA
MW-7	04/13/2007	1,100 g,h	54	<20	18 i	23.5 i	NA	2,500	NA	NA	NA	3,800	NA	170.87	8.25	NA	162.62	NA	NA	NA
MW-7	07/09/2007	1,100 g	41	<20	8.8 i	4.5 i	NA	2,000	<40	<40	<40	1,200	<2,000	170.87	9.22	NA	161.65	NA	NA	NA
MW-7	10/08/2007	400 g	25	<20	<20	<20	NA	1,500	NA	NA	NA	740	NA	170.87	9.41	NA	161.46	NA	NA	NA
MW-7	01/09/2008	Unable to access			NA	NA	NA	NA	NA	NA	NA	NA	NA	170.87	NA	NA	NA	NA	NA	NA
MW-7	01/22/2008	160 g	32	<10	<10	<10	NA	1,900	NA	NA	NA	820	NA	170.87	7.63	NA	163.24	NA	NA	NA
MW-7	04/04/2008	Unable to access			NA	NA	NA	NA	NA	NA	NA	NA	NA	170.87	NA	NA	NA	NA	NA	NA
MW-7	07/03/2008	1,500	11	<10	<10	<10	NA	1,700	<20	<20	<20	680	<1,000	170.87	8.96	NA	161.91	NA	NA	NA
MW-8	06/26/2006	NA	NA	NA	NA	NA	NA	NA	NA	NA	NA	NA	NA	174.13	4.53	NA	169.60	NA	NA	NA
MW-8	07/28/2006	2,300	<0.500	<0.500	<0.500	<0.500	NA	1,380	<0.500	<0.500	0.950	<10.0	<50.0	174.13	4.55	NA	169.58	NA	NA	NA
MW-8	10/27/2006	1,570	2.79 e	<0.500	<0.500	<0.500	NA	1,280 e	NA	NA	NA	<10.0	NA	174.13	4.87	NA	169.26	NA	NA	NA
MW-8	01/10/2007	540	<2.5	<2.5	<2.5	<5.0	NA	1,200 f	NA	NA	NA	750	NA	174.13	4.17	NA	169.96	NA	NA	NA
MW-8	04/13/2007	450 g,h	<5.0	<10	<10	<10	NA	1,400	NA	NA	NA	<100	NA	174.13	4.13	NA	170.00	NA	NA	NA
MW-8	07/09/2007	590 g	<5.0	<10	<10	<10	NA	1,000	<20	<20	<20	<100	<1,000	174.13	6.33	NA	167.80	NA	NA	NA
MW-8	10/08/2007	270 g,h	<5.0	<10	<10	<10	NA	1,200	NA	NA	NA	<100	NA	174.13	5.63	NA	168.50	NA	NA	NA
MW-8	01/09/2008	200 g,h	<2.5	<5.0	<5.0	<5.0	NA	370	NA	NA	NA	<50	NA	174.13	4.17	NA	169.96	NA	NA	NA
MW-8	04/04/2008	1,000	<5.0	<10	<10	<10	NA	930	NA	NA	NA	<100	NA	174.13	4.36	NA	169.77	NA	NA	NA
MW-8	07/03/2008	960	<5.0	<10	<10	<10	NA	1,000	<20	<20	<20	<100	<1,000	174.13	5.05	NA	169.08	NA	NA	NA
MW-9	06/26/2006	NA	NA	NA	NA	NA	NA	NA	NA	NA	NA	NA	NA	175.20	6.41	NA	168.79	NA	NA	NA
MW-9	07/28/2006	5,690	19.2	2.64	2.02	57.7	NA	5,780	<0.500	<0.500	2.74	166	<50.0	175.20	6.69	NA	168.51	NA	NA	NA
MW-9	10/27/2006	2,710	34.2	<0.500	2.76	4.75	NA	2,140	NA	NA	NA	29.2 d	NA	175.20	6.90	NA	168.30	NA	NA	NA
MW-9	01/10/2007	1,500	340	6.8	8.9	27	NA	2,300 f	NA	NA	NA	1,400	NA	175.20	6.14	NA	169.06	NA	NA	NA
MW-9	04/13/2007	1,600 g,h	390	4.1 i	8.6 i	4.7 i	NA	3,700	NA	NA	NA	120	NA	175.20	6.17	NA	169.03	NA	NA	NA

WELL CONCENTRATIONS
Former Shell-branded Service Station
4255 MacArthur Boulevard
Oakland, CA

Well ID	Date	TPPH (ug/L)	B (ug/L)	T (ug/L)	E (ug/L)	X (ug/L)	MTBE 8020 (ug/L)	MTBE 8260 (ug/L)	DIPE (ug/L)	ETBE (ug/L)	TAME (ug/L)	TBA (ug/L)	Ethanol (ug/L)	TOC (MSL)	Depth to Water (ft.)	Depth to SPH (ft.)	GW Elevation (MSL)	SPH Thickness (ft.)	DO Reading (ppm)	ORP Reading (mV)
MW-9	07/09/2007	1,200 g	55	<25	<25	<25	NA	2,500	<50	<50	<50	<250	<2,500	175.20	6.65	NA	168.55	NA	NA	NA
MW-9	10/08/2007	520 g,h	9.1 i	<25	<25	<25	NA	2,500	NA	NA	NA	<250	NA	175.20	7.58	NA	167.62	NA	NA	NA
MW-9	01/09/2008	350 g,h	3.4 i	<10	<10	<10	NA	650	NA	NA	NA	<100	NA	175.20	6.30	NA	168.90	NA	NA	NA
MW-9	04/04/2008	1,500	88	<10	<10	<10	NA	1,200	NA	NA	NA	<100	NA	175.20	6.05	NA	169.15	NA	NA	NA
MW-9	07/03/2008	2,600	70	<10	<10	<10	NA	2,800	<20	<20	<20	<100	<1,000	175.20	7.00	NA	168.20	NA	NA	NA
TB-1	04/29/1999	NA	NA	NA	NA	NA	NA	NA	NA	NA	NA	NA	NA	NA	6.00	NA	NA	NA	3.8	-132
TB-1	11/01/1999	NA	NA	NA	NA	NA	NA	NA	NA	NA	NA	NA	NA	NA	12.65	NA	NA	NA	0.2	-165
TB-1	01/17/2000	NA	NA	NA	NA	NA	NA	NA	NA	NA	NA	NA	NA	NA	7.72	NA	NA	NA	0.8	-178
TB-1	04/17/2000	NA	NA	NA	NA	NA	NA	NA	NA	NA	NA	NA	NA	NA	7.65	NA	NA	NA	0.5	-152
TB-1	07/26/2000	NA	NA	NA	NA	NA	NA	NA	NA	NA	NA	NA	NA	NA	5.13	NA	NA	NA	1.0	-124
TB-1	10/12/2000	NA	NA	NA	NA	NA	NA	NA	NA	NA	NA	NA	NA	NA	5.20	NA	NA	NA	0.7	-73
TB-1	01/15/2001	NA	NA	NA	NA	NA	NA	NA	NA	NA	NA	NA	NA	NA	5.09	NA	NA	NA	1.2	-118
TB-1	04/09/2001	NA	NA	NA	NA	NA	NA	NA	NA	NA	NA	NA	NA	NA	4.96	NA	NA	NA	1.0	-72
TB-1	07/24/2001	NA	NA	NA	NA	NA	NA	NA	NA	NA	NA	NA	NA	NA	6.03	NA	NA	NA	1.4	31
TB-1	10/31/2001	1,000	85	<10	<10	42	NA	4,100	NA	NA	NA	NA	NA	NA	5.89	NA	NA	NA	1.8	88
TB-1	01/10/2002	5,000	410	390	65	620	NA	9,000	NA	NA	NA	NA	NA	NA	7.47	NA	NA	NA	2.0	95
TB-1	04/25/2002	5,000	780	60	49	91	NA	6,000	NA	NA	NA	NA	NA	NA	11.71	NA	NA	NA	1.7	-136
TB-1	07/18/2002	insufficient water		NA	NA	NA	NA	NA	NA	NA	NA	NA	NA	NA	13.50	NA	NA	NA	NA	NA
TB-1	10/07/2002	4,600	480	36	98	200	NA	4,000	NA	NA	NA	NA	NA	NA	12.95	NA	NA	NA	1.6	-48
TB-1	01/06/2003	130	30	<0.50	<0.50	0.78	NA	330	NA	NA	NA	NA	NA	NA	5.56	NA	NA	NA	0.4	-20
TB-2	04/29/1999	NA	NA	NA	NA	NA	NA	NA	NA	NA	NA	NA	NA	NA	4.76	NA	NA	NA	4.2	-108
TB-2	11/01/1999	NA	NA	NA	NA	NA	NA	NA	NA	NA	NA	NA	NA	NA	11.33	NA	NA	NA	0.5	-148
TB-2	01/17/2000	NA	NA	NA	NA	NA	NA	NA	NA	NA	NA	NA	NA	NA	9.79	NA	NA	NA	0.7	-162
TB-2	04/17/2000	NA	NA	NA	NA	NA	NA	NA	NA	NA	NA	NA	NA	NA	9.75	NA	NA	NA	0.9	-121
TB-2	07/26/2000	NA	NA	NA	NA	NA	NA	NA	NA	NA	NA	NA	NA	NA	4.73	NA	NA	NA	0.9	-85
TB-2	10/12/2000	NA	NA	NA	NA	NA	NA	NA	NA	NA	NA	NA	NA	NA	4.05	NA	NA	NA	0.6	-47
TB-2	01/15/2001	NA	NA	NA	NA	NA	NA	NA	NA	NA	NA	NA	NA	NA	3.87	NA	NA	NA	0.7	-91
TB-2	04/09/2001	46,600	1,240	1,310	1,110	12,100	31,300	NA	NA	NA	NA	NA	NA	NA	3.76	NA	NA	NA	0.8	-24
TB-2	07/24/2001	11,000	630	<25	310	200	NA	11,000	NA	NA	NA	NA	NA	NA	4.75	NA	NA	NA	0.4	-51
TB-2	10/31/2001	7,500	530	1,500	100	500	NA	2,500	NA	NA	NA	NA	NA	NA	4.24	NA	NA	NA	0.6	-7
TB-2	01/10/2002	<5,000	480	47	34	110	NA	12,000	NA	NA	NA	NA	NA	NA	6.26	NA	NA	NA	1.3	-81
TB-2	04/25/2002	4,700	470	140	<20	80	NA	7,400	NA	NA	NA	NA	NA	NA	11.78	NA	NA	NA	0.9	-107
TB-2	07/18/2002	7,500	630	650	<25	390	NA	44,000	NA	NA	NA	NA	NA	NA	12.34	NA	NA	NA	0.9	-67
TB-2	10/07/2002	<10,000	580	<100	<100	180	NA	30,000	NA	NA	NA	NA	NA	NA	11.62	NA	NA	NA	1.0	-41
TB-2	01/06/2003	120	4.8	<0.50	<0.50	2.0	NA	220	NA	NA	NA	NA	NA	NA	4.35	NA	NA	NA	0.5	-515

WELL CONCENTRATIONS
Former Shell-branded Service Station
4255 MacArthur Boulevard
Oakland, CA

Well ID	Date	TPPH (ug/L)	B (ug/L)	T (ug/L)	E (ug/L)	X (ug/L)	MTBE 8020 (ug/L)	MTBE 8260 (ug/L)	DIPE (ug/L)	ETBE (ug/L)	TAME (ug/L)	TBA (ug/L)	Ethanol (ug/L)	TOC (MSL)	Depth to Water (ft.)	Depth to SPH (ft.)	GW Elevation (MSL)	SPH Thickness (ft.)	DO Reading (ppm)	ORP Reading (mV)
---------	------	----------------	-------------	-------------	-------------	-------------	------------------------	------------------------	----------------	----------------	----------------	---------------	-------------------	--------------	----------------------------	--------------------------	--------------------------	---------------------------	------------------------	------------------------

Abbreviations:

TPPH = Total petroleum hydrocarbons as gasoline by EPA Method 8260B; prior to July 24, 2001, analyzed by EPA Method 8015.

BTEX = Benzene, toluene, ethylbenzene, xylenes by EPA Method 8260B; prior to July 24, 2001, analyzed by EPA Method 8020.

MTBE = Methyl tertiary butyl ether

DIPE = Di-Isopropyl ether, analyzed by EPA Method 8260

ETBE = Ethyl tertiary butyl ether, analyzed by EPA Method 8260

TAME = Tertiary amyl methyl ether, analyzed by EPA Method 8260

TBA = Tertiary butyl alcohol, analyzed by EPA Method 8260

TOC = Top of Casing Elevation

SPH = Separate-Phase Hydrocarbons

GW = Groundwater

ug/L = Parts per billion

MSL = Mean sea level

ft. = Feet

<n = Below detection limit

(D) = Duplicate sample

NA = Not applicable

DO = Dissolved Oxygens

ppm = Parts per million

ORP = Oxidation Reduction Potential

mV = Millivolts

WELL CONCENTRATIONS
Former Shell-branded Service Station
4255 MacArthur Boulevard
Oakland, CA

Well ID	Date	TPPH (ug/L)	B (ug/L)	T (ug/L)	E (ug/L)	X (ug/L)	MTBE 8020 (ug/L)	MTBE 8260 (ug/L)	DIPE (ug/L)	ETBE (ug/L)	TAME (ug/L)	TBA (ug/L)	Ethanol (ug/L)	TOC (MSL)	Depth to Water (ft.)	Depth to SPH (ft.)	GW Elevation (MSL)	SPH Thickness (ft.)	DO Reading (ppm)	ORP Reading (mV)
---------	------	----------------	-------------	-------------	-------------	-------------	------------------------	------------------------	----------------	----------------	----------------	---------------	-------------------	--------------	----------------------------	--------------------------	--------------------------	---------------------------	------------------------	------------------------

Notes:

a = Ground water surface had a sheen when sampled.

b = MTBE value is estimated by Sequoia Analytical of Redwood City, CA.

c = The concentration reported reflects individual or discrete unidentified peaks not matching a typical fuel pattern.

d = Secondary ion abundances were outside method requirements. Identification based on analytical judgement.

e = pH>2

f = Initial analysis within holding time. Reanalysis for the required dilution or confirmation was past holding time.

g = Analyzed by EPA Method 8015B (M).

h = The sample chromatographic pattern for TPH does not match the chromatographic pattern of the specified standard. Quantitation of the unknown hydrocarbon(s) in the sample was based upon the specified standard.

i = Analyte was detected at a concentration below the reporting limit and above the laboratory method detection limit. Reported value is estimated.

* = Sample analyzed outside the EPA recommended holding time.

Ethanol analyzed by EPA Method 8260B.

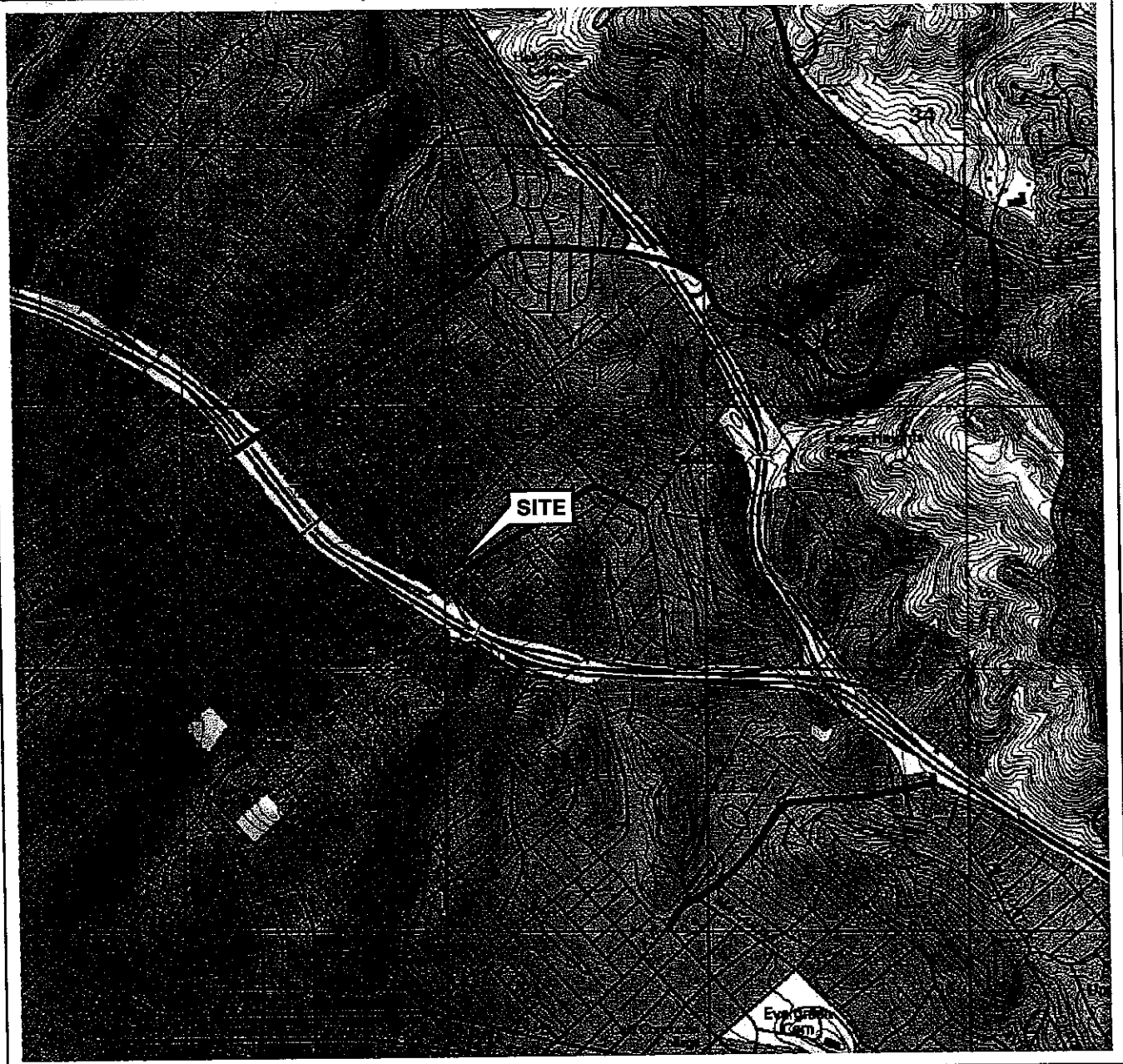
Site surveyed March 14, 2002 by Virgil Chavez Land Surveying of Vallejo, CA.

When separate-phase hydrocarbons are present, ground water elevation is adjusted using the relation: Corrected ground water elevation = Top-of-Casing Elevation - Depth to Water + (0.8 x Hydrocarbon Thickness).

Wells MW-6, MW-7, MW-8 and MW-9 surveyed July 12, 2006 by Virgil Chavez Land Surveying of Vallejo, CA.

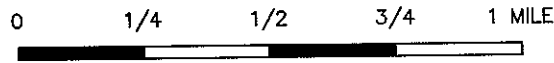
FIGURES

PS=1:1 L:\QMS VICINITY MAP S01156vm.dwg Aug 05, 2008 - 8:30am bschmidt



SOURCE:

United States Geological Survey
7.5 Minute Topographic Map:
Oakland East Quadrangle



SCALE 1:24,000



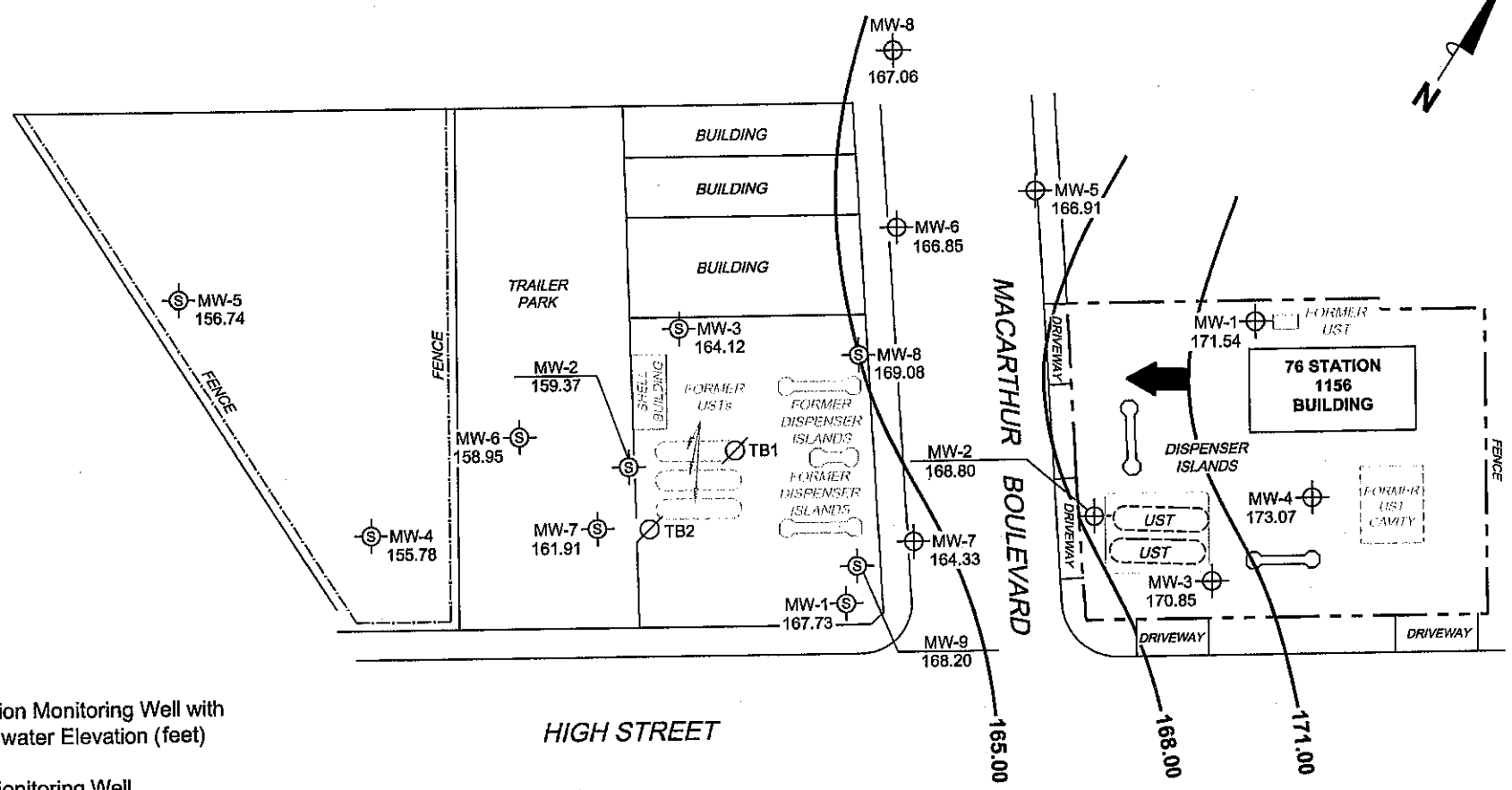
QUADRANGLE
LOCATION



PROJECT: 154771
FACILITY:
76 STATION 1156
4276 MACARTHUR BOULEVARD
OAKLAND, CALIFORNIA


VICINITY MAP

FIGURE 1



LEGEND

- MW-8 ⊕ 76 Station Monitoring Well with Groundwater Elevation (feet)
- MW-9 ⊙ Shell Monitoring Well
- TB2 ∅ Destroyed Shell Well
- 171.00 — Groundwater Elevation Contour
- ➔ General Direction of Groundwater Flow



NOTES:

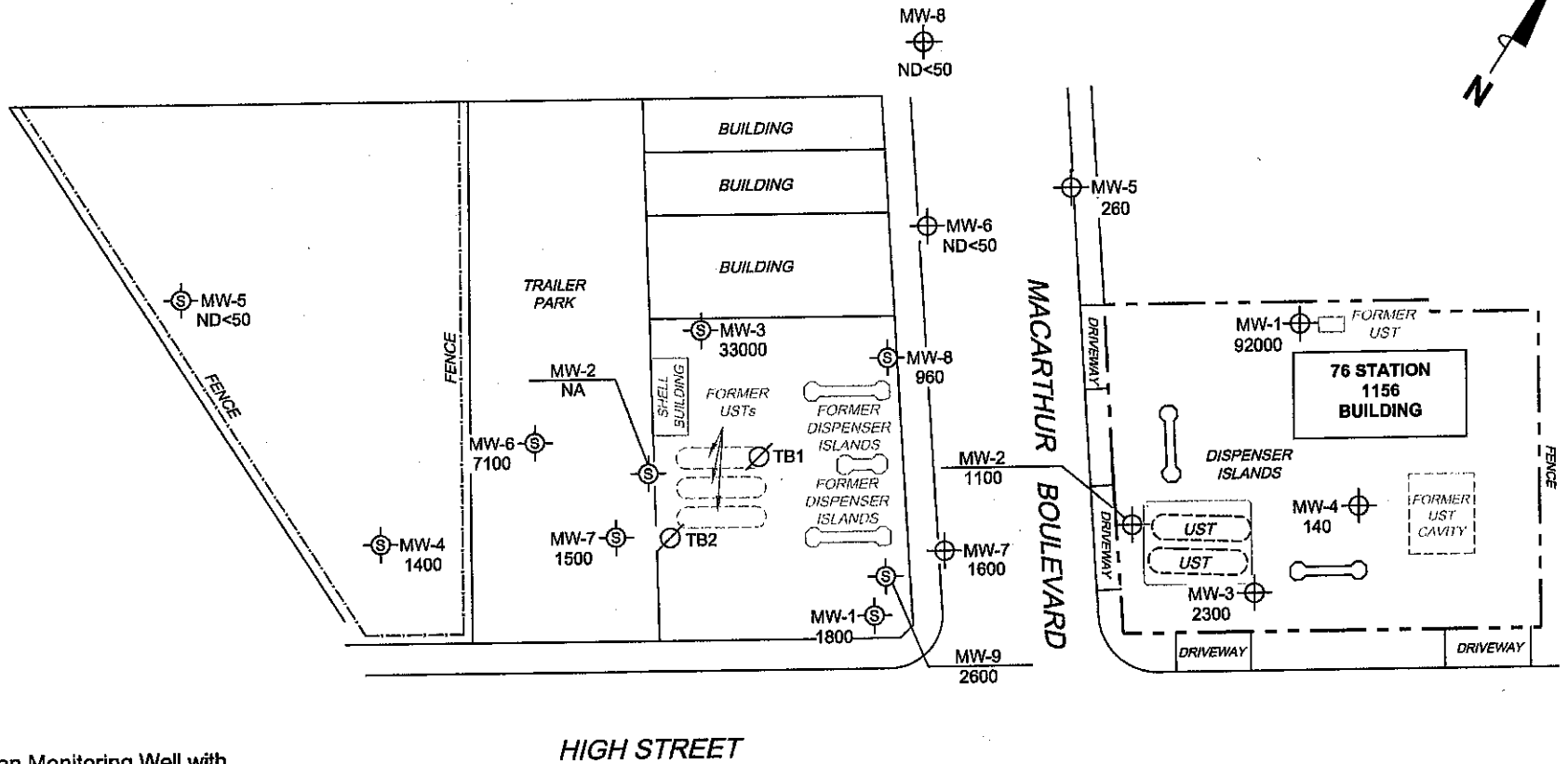
Contour lines are interpretive and based on fluid levels measured in monitoring wells. Elevations are in feet above mean sea level. UST = underground storage tank. Shell data provided by Blaine Tech.; not included in contour interpretation.



PROJECT: 154771
 FACILITY:
 76 STATION 1156
 4276 MACARTHUR BOULEVARD
 OAKLAND, CALIFORNIA

**GROUNDWATER ELEVATION
 CONTOUR MAP**
 July 3, 2008

FIGURE 2




LEGEND

MW-8 76 Station Monitoring Well with Dissolved-Phase TPH-G Concentration (µg/l)

MW-9 Shell Monitoring Well with Dissolved-Phase TPH-G (GC/MS) Concentration (µg/l)

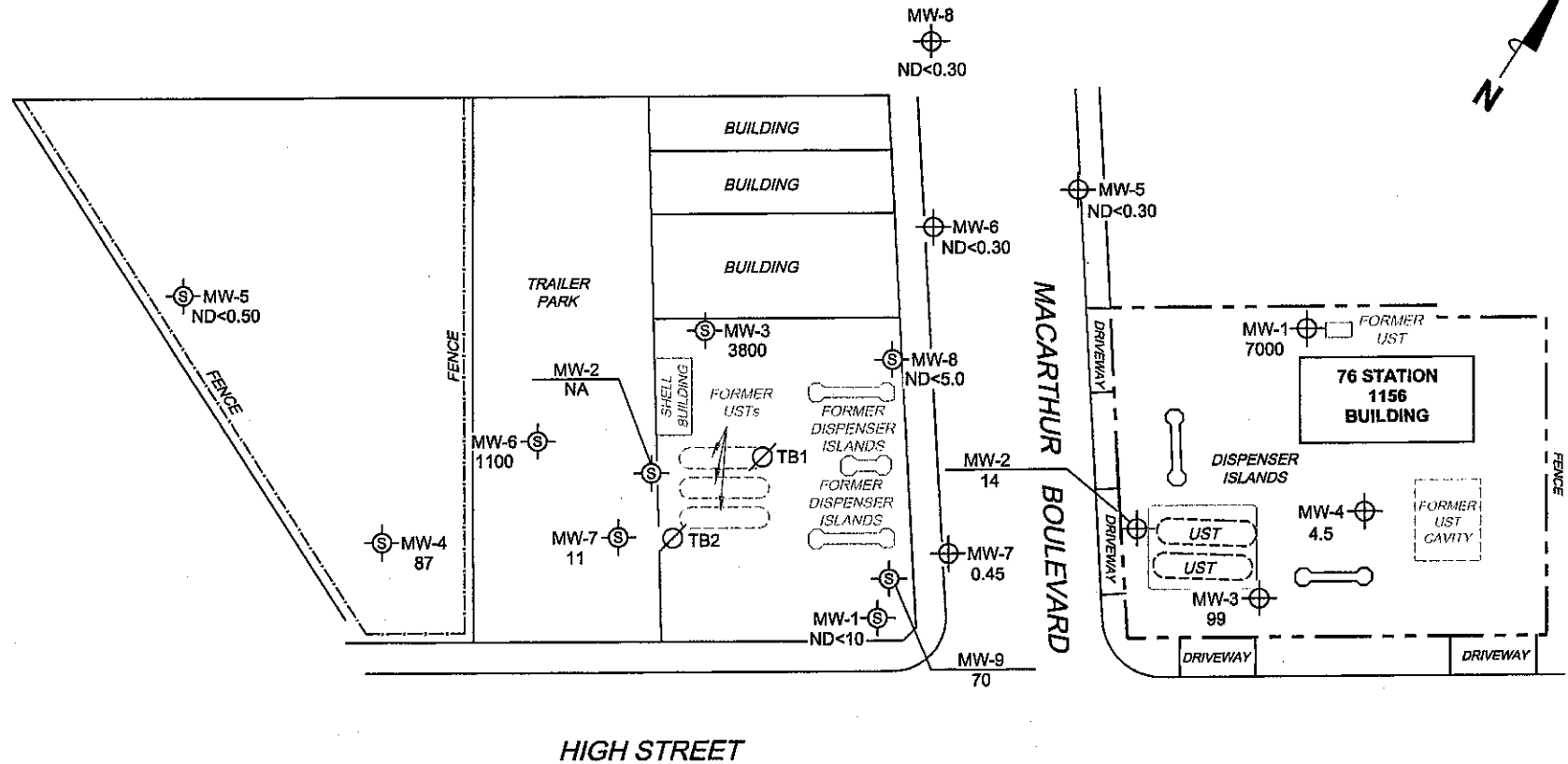
TB2 Destroyed Shell Well



NOTES:

TPH-G = total petroleum hydrocarbons as gasoline.
µg/l = micrograms per liter. ND = not detected at limit indicated on official laboratory report. NA = not analyzed, measured, or collected. UST = underground storage tank. Shell data supplied by Blaine Tech; TPH-G (GC/MS) = total petroleum hydrocarbons with gasoline distinction utilizing EPA Method 8260B. TPH-G Results obtained using EPA Method 8015.

	PROJECT: 154771	DISSOLVED-PHASE TPH-G CONCENTRATION MAP July 3, 2008
	FACILITY: 76 STATION 1156 4276 MACARTHUR BOULEVARD OAKLAND, CALIFORNIA	



LEGEND

MW-8 76 Monitoring Station Well with Dissolved-Phase Benzene Concentration ($\mu\text{g/l}$)

MW-9 Shell Monitoring Well with Dissolved-Phase Benzene Concentration ($\mu\text{g/l}$)

TB2 Destroyed Shell Well

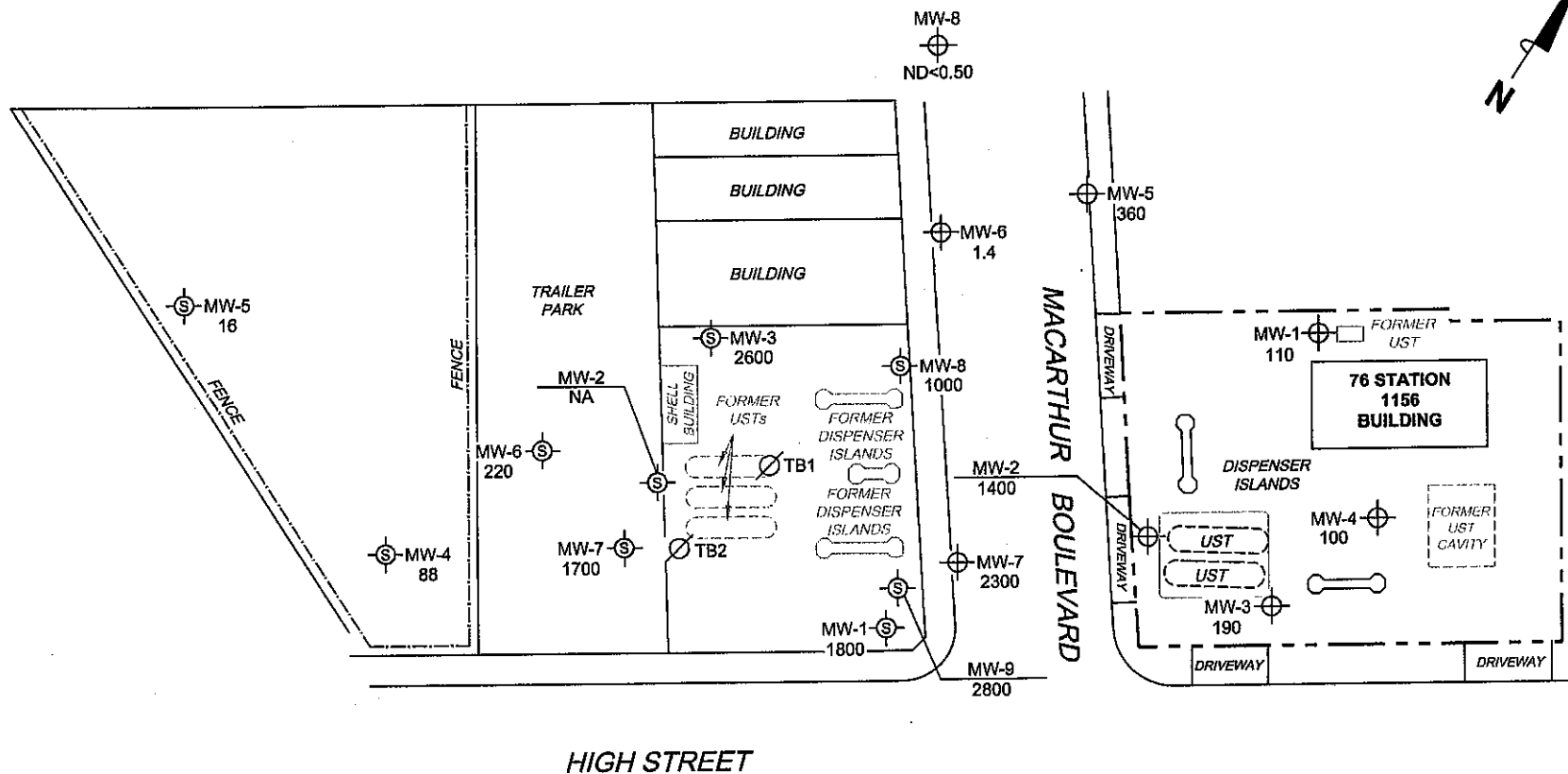
NOTES:

$\mu\text{g/l}$ = micrograms per liter. ND = not detected at limit indicated on official laboratory report. NA = not analyzed, measured, or collected. UST = underground storage tank. Shell data supplied by Blaine Tech.

SCALE (FEET)



	PROJECT: 154771	DISSOLVED-PHASE BENZENE CONCENTRATION MAP July 3, 2008
	FACILITY: 76 STATION 1156 4276 MACARTHUR BOULEVARD OAKLAND, CALIFORNIA	



LEGEND

MW-8 76 Station Monitoring Well with Dissolved-Phase MTBE Concentration ($\mu\text{g/l}$)

MW-9 Shell Monitoring Well with Dissolved-Phase MTBE Concentration ($\mu\text{g/l}$)

TB2 Destroyed Shell Well

NOTES:

MTBE = methyl tertiary butyl ether. $\mu\text{g/l}$ = micrograms per liter. ND = not detected at limit indicated on official laboratory report. NA = not analyzed, measured, or collected. UST = underground storage tank. Shell data supplied by Blaine Tech. Results obtained using EPA Method 8260B.



PROJECT: 154771

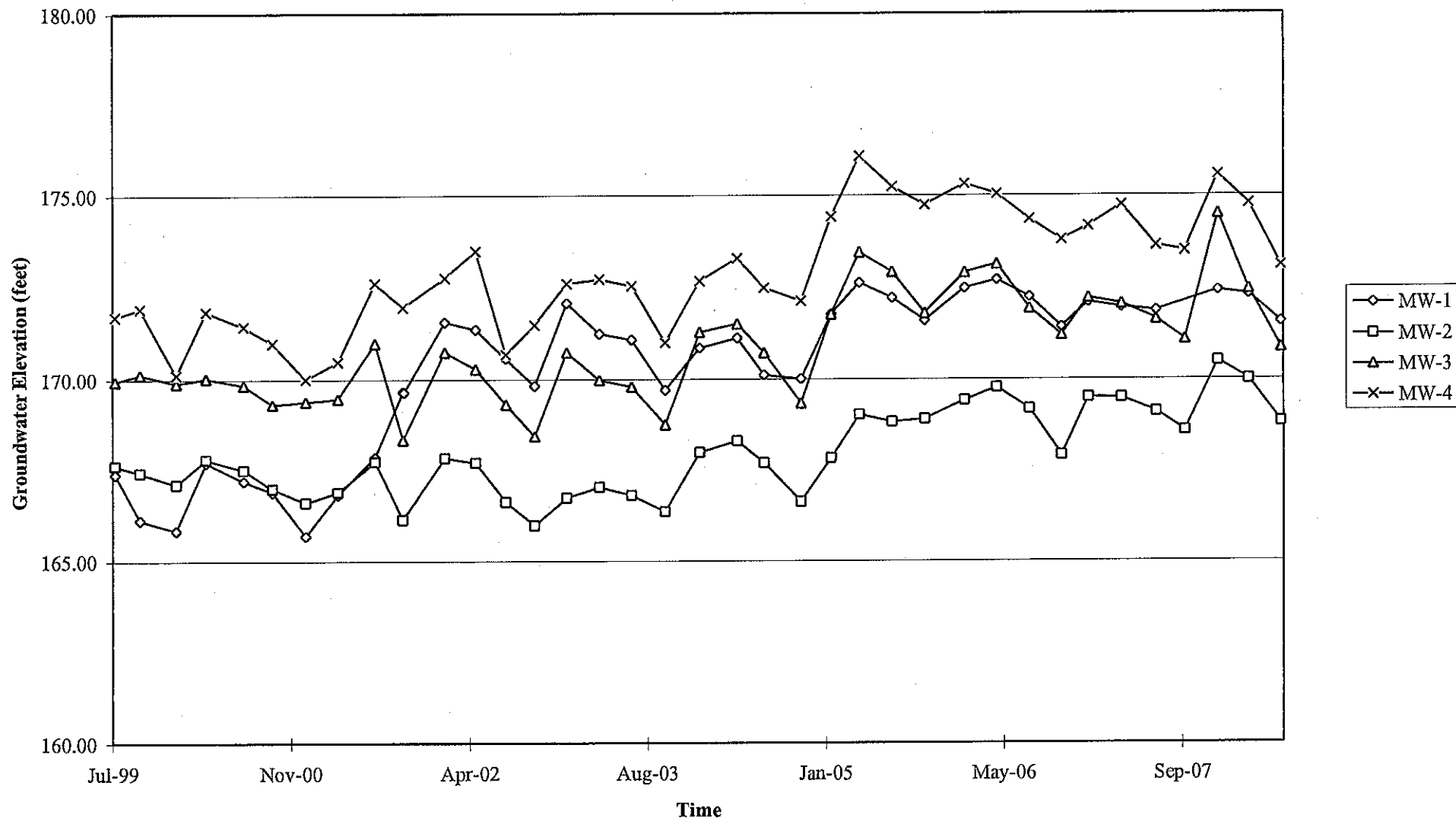
FACILITY:
76 STATION 1156
4276 MACARTHUR BOULEVARD
OAKLAND, CALIFORNIA

**DISSOLVED-PHASE MTBE
CONCENTRATION MAP
July 3, 2008**

FIGURE 5

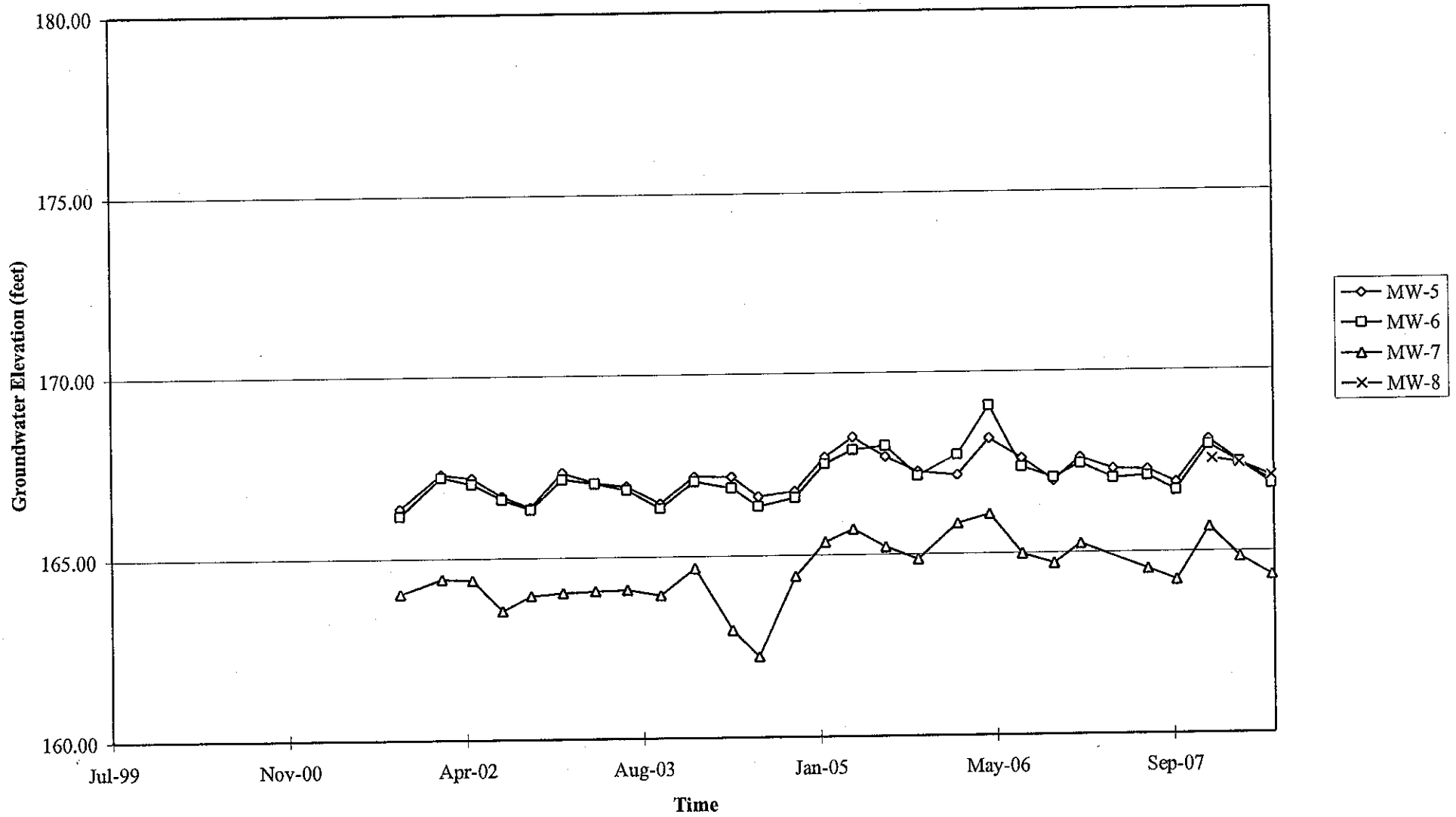
GRAPHS

Groundwater Elevations vs. Time
76 Station 1156



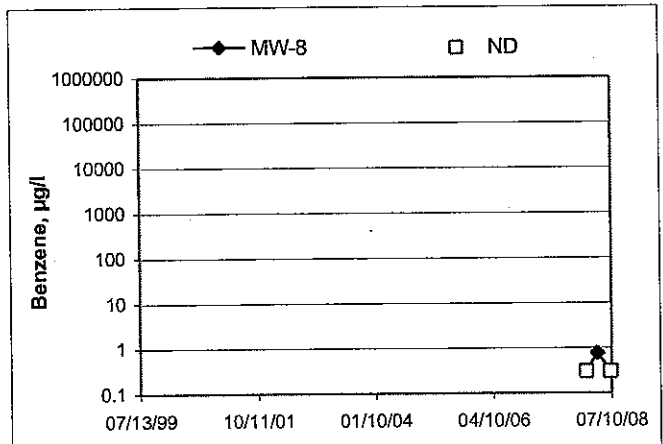
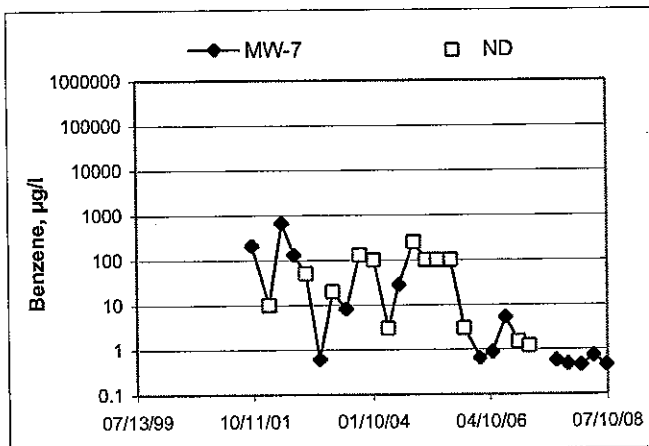
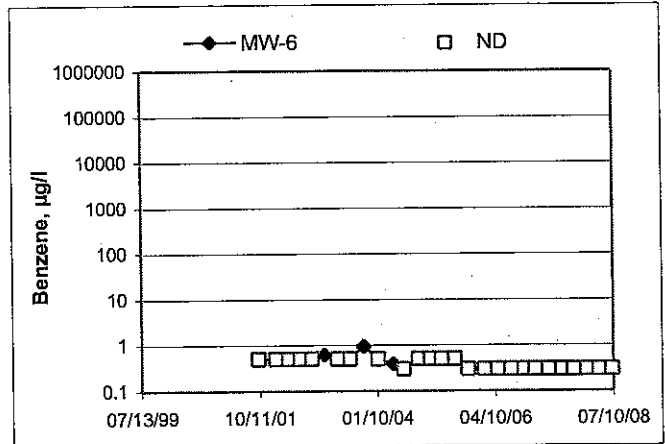
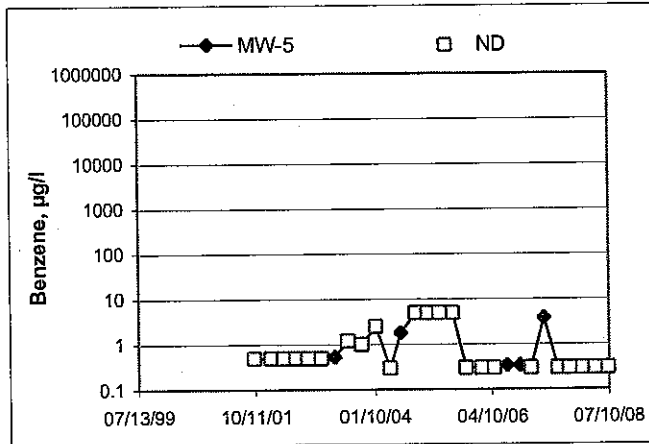
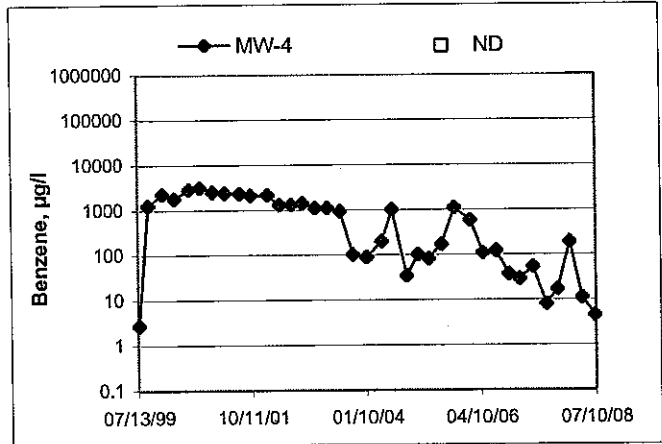
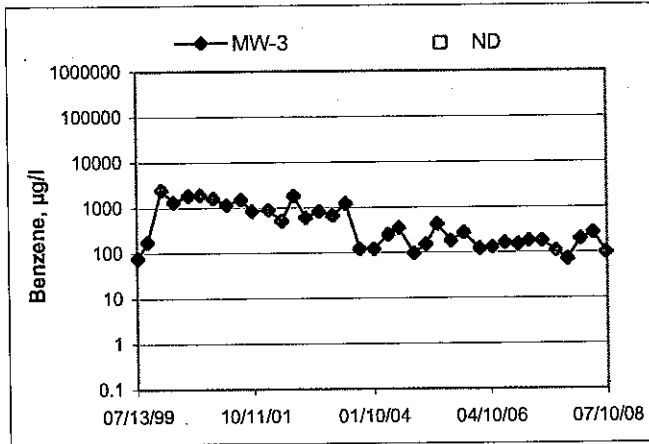
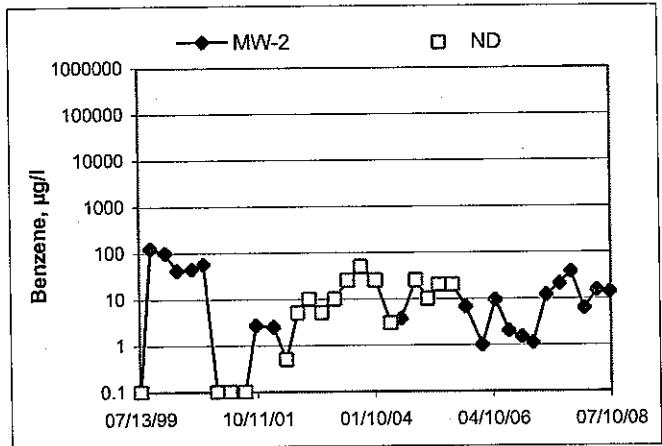
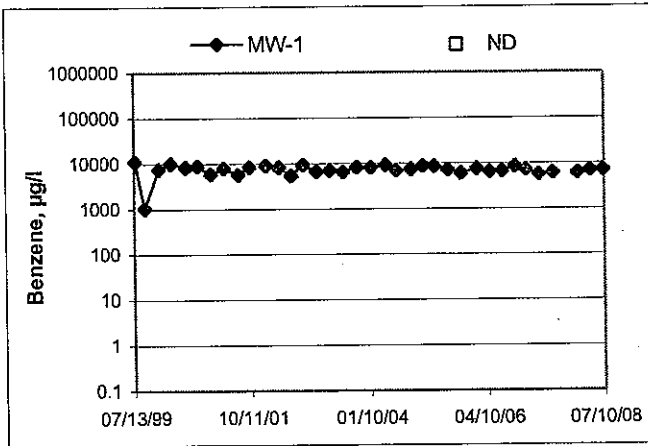
Elevations may have been corrected for apparent changes due to resurvey

Groundwater Elevations vs. Time
76 Station 1156

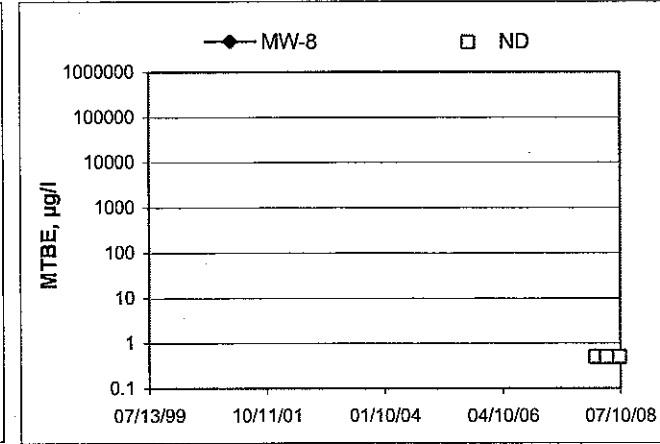
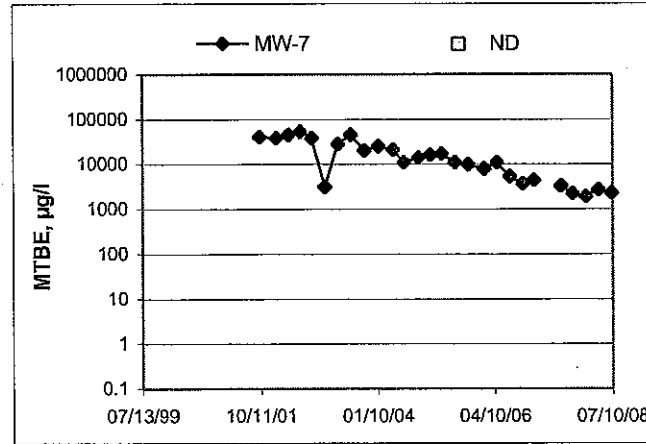
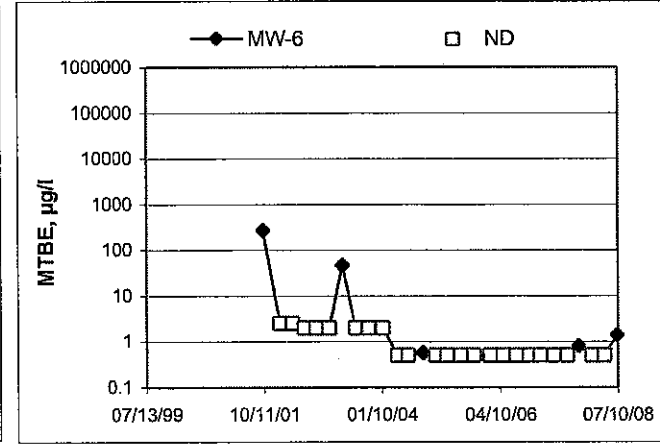
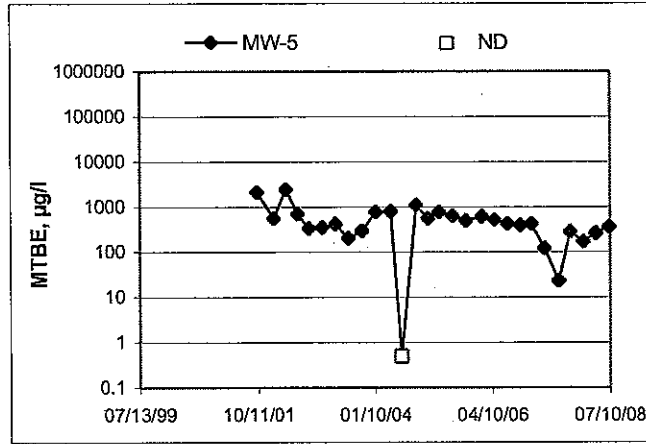
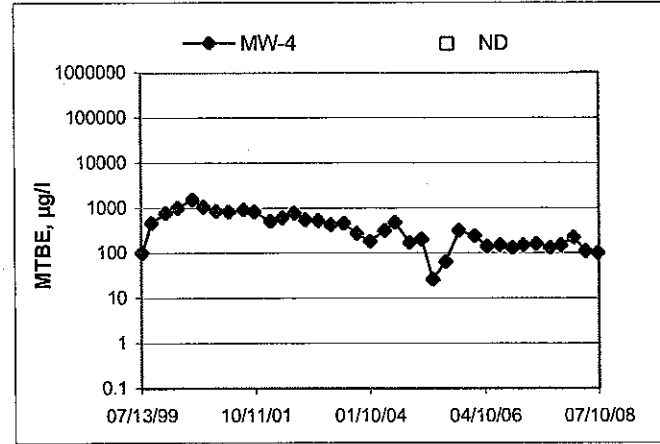
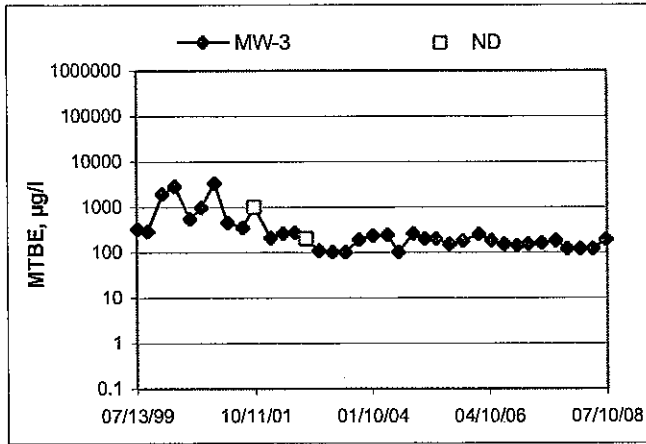
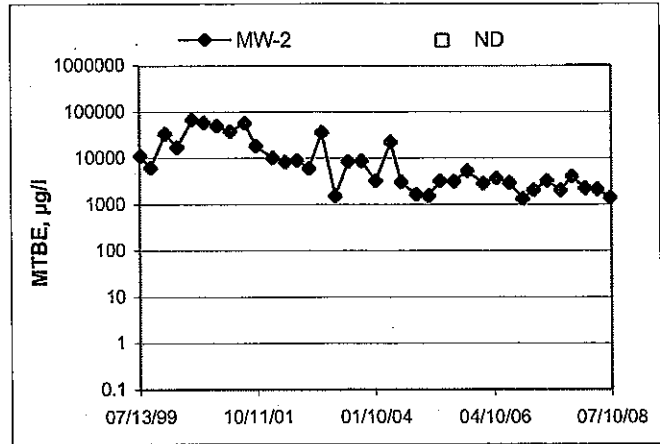
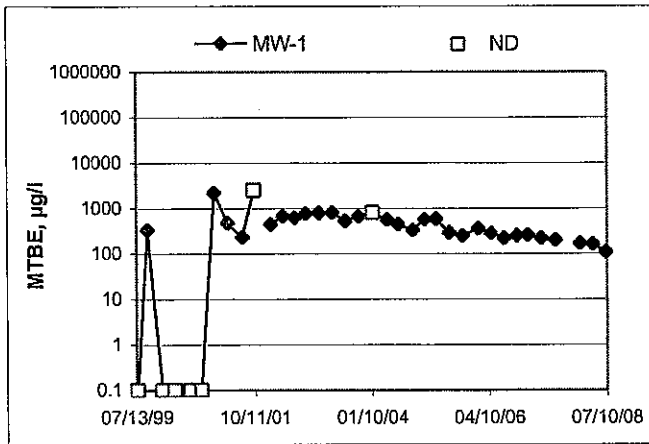


Elevations may have been corrected for apparent changes due to resurvey

Benzene Concentrations vs Time 76 Station 1156



MTBE Concentrations vs Time
76 Station 1156



GENERAL FIELD PROCEDURES

Groundwater Monitoring and Sampling Assignments

For each site, TRC technicians are provided with a Technical Service Request (TSR) that specifies activities required to complete the groundwater monitoring and sampling assignment for the site. TSRs are based on client directives, instructions from the primary environmental consultant for the site, regulatory requirements, and TRC's previous experience with the site.

Fluid Level Measurements

Initial site activities include determination of well locations based on a site map provided with the TSR. Well boxes are opened and caps are removed. Indications of well or well box damage or of pressure buildup in the well are noted.

Fluid levels in each well are measured using a coated cloth tape equipped with an electronic interface probe, which distinguishes between liquid phase hydrocarbon (LPH) and water. The depth to LPH (if it is present), to water, and to the bottom of the well are measured from the top of the well casing (surveyors mark or notch if present) to the nearest 0.01 foot. Unless otherwise instructed, a well with less than 0.67 foot between the measured top of water and the measured bottom of the well casing is considered dry, and is not sampled. If the well contains 0.67 foot or more of water, an attempt is made to bail and/or sample as specified on the TSR.

Wells that are found to contain LPH are not purged or sampled. Instead, one casing volume of fluid is bailed from the well and the well is re-sealed. Bailed fluids are placed in a container separate from normal purge water, and properly disposed.

Purging and Groundwater Parameter Measurement

TSR instructions may specify that a well not be purged (no-purge sampling), be purged using low-flow methods, or be purged using conventional pump and/or bail methods. Conventional purging generally consists of pumping or bailing until a minimum of three casing volumes of water have been removed or until the well has been pumped dry. Pumping is generally accomplished using submersible electric or pneumatic diaphragm pumps.

During conventional purging, three groundwater parameters (temperature, pH, and conductivity) are measured after removal of each casing volume. Stabilization of these parameters, to within 10 percent, confirm that sufficient purging has been completed. In some cases, the TSR indicates that other parameters are also to be measured during purging. TRC commonly measures dissolved oxygen (DO), oxidation-reduction potential (ORP), and/or turbidity. Instruments used for groundwater parameter measurements are calibrated daily according to manufacturer's instructions.

Low-flow purging utilizes a bladder or peristaltic pump to remove water from the well at a low rate. Groundwater parameters specified by the TSR are measured continuously until they become stable in general accordance with EPA guidelines.

Purge water is generally collected in labeled drums for disposal. Drums may be left on site for disposal by others, or transported to a collection location for eventual transfer to a licensed treatment or recycling facility. In some cases, purge water may be collected directly from the site by a licensed vacuum truck company, or may be treated on site by an active remediation system, if so directed.

Groundwater Sample Collection

After wells are purged, or not purged, according to TSR instructions, samples are collected for laboratory analysis. For wells that have been purged using conventional pump or bail methods, sampling is conducted after the well has recovered to 80 percent of its original volume or after two hours if the well does not recover to at least 80 percent. If there is insufficient recharge of water in the well after two hours, the well is not sampled.

Samples are collected by lowering a new, disposable, ½-inch to 4-inch polyethylene bottom-fill bailer to just below the water level in the well. The bailer is retrieved and the water sample is carefully transferred to containers specified for the laboratory analytical methods indicated by the TSR. Particular care is given to containers for volatile organic analysis (VOAs) which require filling to zero headspace and fitting with Teflon-sealed caps.

After filling, all containers are labeled with project number (or site number), well designation, sample date, sample time, and the sampler's initials, and placed in an insulated chest with ice. Samples remain chilled prior to and during transport to a state-certified laboratory for analysis. Sample container descriptions and requested analyses are entered onto a chain-of-custody form in order to provide instructions to the laboratory. The chain-of-custody form accompanies the samples during transportation to provide a continuous record of possession from the field to the laboratory. If a freight or overnight carrier transports the samples, the carrier is noted on the form.

For wells that have been purged using low-flow methods, sample containers are filled from the effluent stream of the bladder or peristaltic pump. In some cases, if so specified by the TSR, samples are taken from the sample ports of actively pumping remediation wells.

Sequence of Gauging, Purging and Sampling

The sequence in which monitoring activities are conducted is specified on the TSR. In general, wells are gauged beginning with the least affected well and ending with the well that has the highest concentration based on previous analytic results. After all gauging for the site is completed, wells are purged and/or sampled from the least-affected to the most-affected well.

Decontamination

In order to reduce the possibility of cross contamination between wells, strict isolation and decontamination procedures are observed. Portable pumps are not used in wells with LPH. Technicians wear nitrile gloves during all gauging, purging, and sampling activities. Gloves are changed between wells and more often if warranted. Any equipment that could come in contact with fluids are either dedicated a particular well, decontaminated prior to each use, or discarded after a single use. Decontamination consists of washing in a solution of Liqui-nox and water and rinsing twice. The final rinse is in deionized water.

Exceptions

Additional tasks or non-standard procedures, if any, that may be requested or required for a particular site, and noted on the site TSR, are documented in field notes on the following pages.

FIELD MONITORING DATA SHEET

Technician: Andrew Walters

Job #/Task #: 15A771/FR20

Date: 07/03/08

Site # 1156

Project Manager A. Collins

Page 1 of 1

Well #	TOC	Time Gauged	Total Depth	Depth to Water	Depth to Product	Product Thickness (feet)	Time Sampled	Misc. Well Notes
MW-6	✓	0528	24.91	2.19	—	—	0920	2"
MW-5	✓	0538	25.34	2.27	—	—	0935	2"
MW-7	✓	0546	23.97	7.31	—	—	0950	2"
MW-8	✓	0554	25.02	0.91	—	—	1010	2"
MW-4	✓	0602	25.22	5.89	—	—	1030	2"
MW-2	✓	0608	25.40	4.70	—	—	1040	2"
MW-3	✓	0613	24.73	7.28	—	—	1050	2"
MW-1	✓	0840	25.06	6.00	—	—	1102	2" gate locked

FIELD DATA COMPLETE QA/QC COC WELL BOX CONDITION SHEETS

MANIFEST DRUM INVENTORY TRAFFIC CONTROL



GROUNDWATER SAMPLING FIELD NOTES

Technician: Andrew V.

Site: 1156

Project No.: 154771 / FA920

Date: 07/03/08

Well No. MW-6

Purge Method: Sub

Depth to Water (feet): 2.19

Depth to Product (feet): —

Total Depth (feet): 24.91

LPH & Water Recovered (gallons): —

Water Column (feet): 22.72

Casing Diameter (Inches): 2

80% Recharge Depth(feet): 6.73

1 Well Volume (gallons): 4

Time Start	Time Stop	Depth to Water (feet)	Volume Purged (gallons)	Conductivity (uS/cm)	Temperature (F, C)	pH	D.O. (mg/L)	ORP	Turbidity
0653			4	864.0	18.5	6.51			
			8	812.6	19.1	6.70			
	0658		12	824.2	18.9	6.78			
Static at Time Sampled			Total Gallons Purged			Sample Time			
2.48			12			0920			
Comments:									

Well No. MW-5

Purge Method: Sub

Depth to Water (feet): 2.27

Depth to Product (feet): —

Total Depth (feet): 25.34

LPH & Water Recovered (gallons): —

Water Column (feet): 23.07

Casing Diameter (Inches): 2

80% Recharge Depth(feet): 6.88

1 Well Volume (gallons): 4

Time Start	Time Stop	Depth to Water (feet)	Volume Purged (gallons)	Conductivity (uS/cm)	Temperature (F, C)	pH	D.O. (mg/L)	ORP	Turbidity
0706			4	899.4	19.1	6.97			
			8	904.1	19.9	6.88			
	0711		12	909.1	19.8	6.88			
Static at Time Sampled			Total Gallons Purged			Sample Time			
2.61			12			0935			
Comments:									

GROUNDWATER SAMPLING FIELD NOTES

Technician: Andrew V.

Site: 1156

Project No.: 154771

Date: 07/03/08

Well No. MW-7

Purge Method: Sub

Depth to Water (feet): 7.31

Depth to Product (feet): —

Total Depth (feet): 23.97

LPH & Water Recovered (gallons): —

Water Column (feet): 16.66

Casing Diameter (Inches): 2

80% Recharge Depth(feet): 10.64

1 Well Volume (gallons): 3

Time Start	Time Stop	Depth to Water (feet)	Volume Purged (gallons)	Conductivity (uS/cm)	Temperature (F, C)	pH	D.O. (mg/L)	ORP	Turbidity
0721			3	955.4	18.6	6.94			
			6	972.7	18.7	6.84			
	0726		9	901.2	18.6	6.82			
Static at Time Sampled			Total Gallons Purged		Sample Time				
9.69			9		0950				
Comments:									

Well No. MW-8

Purge Method: Sub

Depth to Water (feet): 0.91

Depth to Product (feet): —

Total Depth (feet): 25.07

LPH & Water Recovered (gallons): —

Water Column (feet): 24.11

Casing Diameter (Inches): 2

80% Recharge Depth(feet): 5.73

1 Well Volume (gallons): 5

Time Start	Time Stop	Depth to Water (feet)	Volume Purged (gallons)	Conductivity (uS/cm)	Temperature (F, C)	pH	D.O. (mg/L)	ORP	Turbidity
0741			5	759.5	19.2	7.30			
			10	767.3	18.6	7.16			
	0749		15	775.2	18.8	7.10			
Static at Time Sampled			Total Gallons Purged		Sample Time				
1.60			15		1010				
Comments: Well went dry at 15 gallons									

GROUNDWATER SAMPLING FIELD NOTES

Technician: Andrew V.

Site: 1156

Project No.: 154771

Date: 07/03/08

Well No. MW-4

Purge Method: Sub

Depth to Water (feet): 5.89

Depth to Product (feet): —

Total Depth (feet): 25.22

LPH & Water Recovered (gallons): —

Water Column (feet): 19.33

Casing Diameter (Inches): 2

80% Recharge Depth(feet): 9.76

1 Well Volume (gallons): 4

Time Start	Time Stop	Depth to Water (feet)	Volume Purged (gallons)	Conductivity (uS/cm)	Temperature (F, C)	pH	D.O. (mg/L)	ORP	Turbidity
0758			4	829.5	19.6	7.17			
			8	854.6	21.3	6.83			
	0803		12	863.8	20.7	6.70			
Static at Time Sampled			Total Gallons Purged		Sample Time				
7.21			12		1030				
Comments:									

Well No. MW-2

Purge Method: Sub

Depth to Water (feet): 4.70

Depth to Product (feet): —

Total Depth (feet): 25.40

LPH & Water Recovered (gallons): —

Water Column (feet): 20.70

Casing Diameter (Inches): 2

80% Recharge Depth(feet): 8.84

1 Well Volume (gallons): 4

Time Start	Time Stop	Depth to Water (feet)	Volume Purged (gallons)	Conductivity (uS/cm)	Temperature (F, C)	pH	D.O. (mg/L)	ORP	Turbidity
0809			4	654.4	20.6	6.92			
			8	673.5	20.7	6.78			
	0815		12	708.4	19.9	6.75			
Static at Time Sampled			Total Gallons Purged		Sample Time				
13.25			12		1040				
Comments: <u>Did not recover in 2 hours.</u>									

GROUNDWATER SAMPLING FIELD NOTES

Technician: Andrew V.

Site: 1156

Project No.: 134771

Date: 07/03/08

Well No. MW-3

Purge Method: Sub

Depth to Water (feet): 7.28

Depth to Product (feet): —

Total Depth (feet): 24.73

LPH & Water Recovered (gallons): —

Water Column (feet): 17.45

Casing Diameter (Inches): 2

80% Recharge Depth(feet): 10.77

1 Well Volume (gallons): 3

Time Start	Time Stop	Depth to Water (feet)	Volume Purged (gallons)	Conductivity (uS/cm)	Temperature (F, C)	pH	D.O. (mg/L)	ORP	Turbidity
0827			3	815.4	19.4	6.75			
			6	814.0	20.4	6.69			
	0831		9	806.3	20.3	6.73			
Static at Time Sampled			Total Gallons Purged		Sample Time				
7.92			9		1050				
Comments:									

Well No. MW-1

Purge Method: Sub

Depth to Water (feet): 6.00

Depth to Product (feet): —

Total Depth (feet): 25.06

LPH & Water Recovered (gallons): —

Water Column (feet): 19.06

Casing Diameter (Inches): 2

80% Recharge Depth(feet): 9.81

1 Well Volume (gallons): 4

Time Start	Time Stop	Depth to Water (feet)	Volume Purged (gallons)	Conductivity (uS/cm)	Temperature (F, C)	pH	D.O. (mg/L)	ORP	Turbidity
0843			4	909.9	19.3	7.23			
			8	955.7	19.7	7.20			
	0850		12	987.4	19.6	7.20			
Static at Time Sampled		Total Gallons Purged			Sample Time				
8.99		12			1102				
Comments:									



Laboratories, Inc.

Environmental Testing Laboratory Since 1949

Date of Report: 07/18/2008

Anju Farfan

TRC

21 Technology Drive
Irvine, CA 92618

RE: 1156

BC Work Order: 0808614

Enclosed are the results of analyses for samples received by the laboratory on 7/3/2008. If you have any questions concerning this report, please feel free to contact me.

Sincerely,

Contact Person: Molly Meyers

Client Service Rep

Authorized Signature



TRC
21 Technology Drive
Irvine, CA 92618

Project: 1156
Project Number: [none]
Project Manager: Anju Farfan

Reported: 07/18/2008 21:21

Laboratory / Client Sample Cross Reference

Laboratory	Client Sample Information
0808614-01	<p>COC Number: --- Project Number: 1156 Sampling Location: MW-6 Sampling Point: MW-6 Sampled By: TRCI</p> <p>Receive Date: 07/03/2008 20:25 Sampling Date: 07/03/2008 09:20 Sample Depth: --- Sample Matrix: Water</p> <p>Delivery Work Order: Global ID: T0600102279 Matrix: W Sample QC Type (SACode): CS Cooler ID:</p>
0808614-02	<p>COC Number: --- Project Number: 1156 Sampling Location: MW-5 Sampling Point: MW-5 Sampled By: TRCI</p> <p>Receive Date: 07/03/2008 20:25 Sampling Date: 07/03/2008 09:35 Sample Depth: --- Sample Matrix: Water</p> <p>Delivery Work Order: Global ID: T0600102279 Matrix: W Sample QC Type (SACode): CS Cooler ID:</p>
0808614-03	<p>COC Number: --- Project Number: 1156 Sampling Location: MW-7 Sampling Point: MW-7 Sampled By: TRCI</p> <p>Receive Date: 07/03/2008 20:25 Sampling Date: 07/03/2008 09:50 Sample Depth: --- Sample Matrix: Water</p> <p>Delivery Work Order: Global ID: T0600102279 Matrix: W Sample QC Type (SACode): CS Cooler ID:</p>
0808614-04	<p>COC Number: --- Project Number: 1156 Sampling Location: MW-8 Sampling Point: MW-8 Sampled By: TRCI</p> <p>Receive Date: 07/03/2008 20:25 Sampling Date: 07/03/2008 10:10 Sample Depth: --- Sample Matrix: Water</p> <p>Delivery Work Order: Global ID: T0600102279 Matrix: W Sample QC Type (SACode): CS Cooler ID:</p>
0808614-05	<p>COC Number: --- Project Number: 1156 Sampling Location: MW-4 Sampling Point: MW-4 Sampled By: TRCI</p> <p>Receive Date: 07/03/2008 20:25 Sampling Date: 07/03/2008 10:30 Sample Depth: --- Sample Matrix: Water</p> <p>Delivery Work Order: Global ID: T0600102279 Matrix: W Sample QC Type (SACode): CS Cooler ID:</p>



TRC
21 Technology Drive
Irvine, CA 92618

Project: 1156
Project Number: [none]
Project Manager: Anju Farfan

Reported: 07/18/2008 21:21

Laboratory / Client Sample Cross Reference

Laboratory	Client Sample Information			Receive Date:	Sampling Date:	Sample Depth:	Sample Matrix:	Delivery Work Order:	Global ID:	Matrix:	Sample QC Type (SACode):	Cooler ID:
0808614-06	COC Number:	---		07/03/2008 20:25	07/03/2008 10:40	---	Water		T0600102279	W	CS	
	Project Number:	1156										
	Sampling Location:	MW-2										
	Sampling Point:	MW-2										
	Sampled By:	TRCI										
0808614-07	COC Number:	---		07/03/2008 20:25	07/03/2008 10:50	---	Water		T0600102279	W	CS	
	Project Number:	1156										
	Sampling Location:	MW-3										
	Sampling Point:	MW-3										
	Sampled By:	TRCI										
0808614-08	COC Number:	---		07/03/2008 20:25	07/03/2008 11:02	---	Water		T0600102279	W	CS	
	Project Number:	1156										
	Sampling Location:	MW-1										
	Sampling Point:	MW-1										
	Sampled By:	TRCI										



TRC
21 Technology Drive
Irvine, CA 92618

Project: 1156
Project Number: [none]
Project Manager: Anju Farfan

Reported: 07/18/2008 21:21

Volatile Organic Analysis (EPA Method 8260)

BCL Sample ID:	0808614-01		Client Sample Name: 1156, MW-6, MW-6, 7/3/2008 9:20:00AM											
Constituent	Result	Units	PQL	MDL	Method	Prep Date	Run Date/Time	Analyst	Instru- ment ID	Dilution	QC Batch ID	MB Bias	Lab Quals	
1,2-Dibromoethane	ND	ug/L	0.50		EPA-8260	07/08/08	07/08/08 16:10	SVM	MS-V9	1	BRG0163	ND		
1,2-Dichloroethane	ND	ug/L	0.50		EPA-8260	07/08/08	07/08/08 16:10	SVM	MS-V9	1	BRG0163	ND		
Methyl t-butyl ether	1.4	ug/L	0.50		EPA-8260	07/08/08	07/08/08 16:10	SVM	MS-V9	1	BRG0163	ND		
t-Amyl Methyl ether	ND	ug/L	0.50		EPA-8260	07/08/08	07/08/08 16:10	SVM	MS-V9	1	BRG0163	ND		
t-Butyl alcohol	ND	ug/L	10		EPA-8260	07/08/08	07/08/08 16:10	SVM	MS-V9	1	BRG0163	ND		
Diisopropyl ether	ND	ug/L	0.50		EPA-8260	07/08/08	07/08/08 16:10	SVM	MS-V9	1	BRG0163	ND		
Ethanol	ND	ug/L	250		EPA-8260	07/08/08	07/08/08 16:10	SVM	MS-V9	1	BRG0163	ND		
Ethyl t-butyl ether	ND	ug/L	0.50		EPA-8260	07/08/08	07/08/08 16:10	SVM	MS-V9	1	BRG0163	ND		
1,2-Dichloroethane-d4 (Surrogate)	89.2	%	76 - 114 (LCL - UCL)		EPA-8260	07/08/08	07/08/08 16:10	SVM	MS-V9	1	BRG0163			
Toluene-d8 (Surrogate)	99.2	%	88 - 110 (LCL - UCL)		EPA-8260	07/08/08	07/08/08 16:10	SVM	MS-V9	1	BRG0163			
4-Bromofluorobenzene (Surrogate)	91.8	%	86 - 115 (LCL - UCL)		EPA-8260	07/08/08	07/08/08 16:10	SVM	MS-V9	1	BRG0163			



TRC
21 Technology Drive
Irvine, CA 92618

Project: 1156
Project Number: [none]
Project Manager: Anju Farfan

Reported: 07/18/2008 21:21

Purgeable Aromatics and Total Petroleum Hydrocarbons

BCL Sample ID: 0808614-01		Client Sample Name: 1156, MW-6, MW-6, 7/3/2008 9:20:00AM												
Constituent	Result	Units	PQL	MDL	Method	Prep Date	Run Date/Time	Analyst	Instru-ment ID	Dilution	QC Batch ID	MB Bias	Lab Quals	
Benzene	ND	ug/L	0.30		EPA-8021	07/07/08	07/07/08 19:00	JCC	GC-V4	1	BRG0284	ND		
Toluene	ND	ug/L	0.30		EPA-8021	07/07/08	07/07/08 19:00	JCC	GC-V4	1	BRG0284	ND		
Ethylbenzene	ND	ug/L	0.30		EPA-8021	07/07/08	07/07/08 19:00	JCC	GC-V4	1	BRG0284	ND		
Total Xylenes	ND	ug/L	0.60		EPA-8021	07/07/08	07/07/08 19:00	JCC	GC-V4	1	BRG0284	ND		
Gasoline Range Organics (C4 - C12)	ND	ug/L	50		Luft	07/07/08	07/07/08 19:00	JCC	GC-V4	1	BRG0284	ND		
a,a,a-Trifluorotoluene (PID Surrogate)	83.5	%	70 - 130 (LCL - UCL)		EPA-8021	07/07/08	07/07/08 19:00	JCC	GC-V4	1	BRG0284			
a,a,a-Trifluorotoluene (FID Surrogate)	96.4	%	70 - 130 (LCL - UCL)		Luft	07/07/08	07/07/08 19:00	JCC	GC-V4	1	BRG0284			



TRC
21 Technology Drive
Irvine, CA 92618

Project: 1156
Project Number: [none]
Project Manager: Anju Farfan


Reported: 07/18/2008 21:21

Volatile Organic Analysis (EPA Method 8260)

BCL Sample ID: 0808614-02 Client Sample Name: 1156, MW-5, MW-5, 7/3/2008 9:35:00AM

Constituent	Result	Units	PQL	MDL	Method	Prep	Run	Analyst	Instru- ment ID	Dilution	QC	MB	Lab
						Date	Date/Time				Batch ID	Bias	Quals
1,2-Dibromoethane	ND	ug/L	0.50		EPA-8260	07/08/08	07/08/08 17:06	SVM	MS-V9	1	BRG0163	ND	
1,2-Dichloroethane	1.5	ug/L	0.50		EPA-8260	07/08/08	07/08/08 17:06	SVM	MS-V9	1	BRG0163	ND	
Methyl t-butyl ether	360	ug/L	5.0		EPA-8260	07/08/08	07/08/08 17:34	SVM	MS-V9	10	BRG0163	ND	A01
t-Amyl Methyl ether	ND	ug/L	0.50		EPA-8260	07/08/08	07/08/08 17:06	SVM	MS-V9	1	BRG0163	ND	
t-Butyl alcohol	ND	ug/L	10		EPA-8260	07/08/08	07/08/08 17:06	SVM	MS-V9	1	BRG0163	ND	
Diisopropyl ether	ND	ug/L	0.50		EPA-8260	07/08/08	07/08/08 17:06	SVM	MS-V9	1	BRG0163	ND	
Ethanol	ND	ug/L	250		EPA-8260	07/08/08	07/08/08 17:06	SVM	MS-V9	1	BRG0163	ND	
Ethyl t-butyl ether	ND	ug/L	0.50		EPA-8260	07/08/08	07/08/08 17:06	SVM	MS-V9	1	BRG0163	ND	
1,2-Dichloroethane-d4 (Surrogate)	92.7	%	76 - 114 (LCL - UCL)		EPA-8260	07/08/08	07/08/08 17:06	SVM	MS-V9	1	BRG0163		
1,2-Dichloroethane-d4 (Surrogate)	93.4	%	76 - 114 (LCL - UCL)		EPA-8260	07/08/08	07/08/08 17:34	SVM	MS-V9	10	BRG0163		
Toluene-d8 (Surrogate)	97.8	%	88 - 110 (LCL - UCL)		EPA-8260	07/08/08	07/08/08 17:06	SVM	MS-V9	1	BRG0163		
Toluene-d8 (Surrogate)	97.8	%	88 - 110 (LCL - UCL)		EPA-8260	07/08/08	07/08/08 17:34	SVM	MS-V9	10	BRG0163		
4-Bromofluorobenzene (Surrogate)	90.3	%	86 - 115 (LCL - UCL)		EPA-8260	07/08/08	07/08/08 17:06	SVM	MS-V9	1	BRG0163		
4-Bromofluorobenzene (Surrogate)	92.9	%	86 - 115 (LCL - UCL)		EPA-8260	07/08/08	07/08/08 17:34	SVM	MS-V9	10	BRG0163		

The results in this report apply to the samples analyzed in accordance with the chain of custody document. This analytical report must be reproduced in its entirety. All results listed in this report are for the exclusive use of the submitting party. BC Laboratories, Inc. assumes no responsibility for report alteration, separation, detachment or third party interpretation. 4100 Atlas Court Bakersfield CA 93308 (661) 327-4911 FAX (661) 327-1918 www.bclabs.com



TRC
21 Technology Drive
Irvine, CA 92618

Project: 1156
Project Number: [none]
Project Manager: Anju Farfan

Reported: 07/18/2008 21:21

Purgeable Aromatics and Total Petroleum Hydrocarbons

BCL Sample ID: 0808614-02		Client Sample Name: 1156, MW-5, MW-5, 7/3/2008 9:35:00AM												
Constituent	Result	Units	PQL	MDL	Method	Prep Date	Run Date/Time	Analyst	Instru-ment ID	Dilution	QC Batch ID	MB Bias	Lab Quals	
Benzene	ND	ug/L	0.30		EPA-8021	07/07/08	07/07/08 19:25	JCC	GC-V4	1	BRG0284	ND		
Toluene	ND	ug/L	0.30		EPA-8021	07/07/08	07/07/08 19:25	JCC	GC-V4	1	BRG0284	ND		
Ethylbenzene	ND	ug/L	0.30		EPA-8021	07/07/08	07/07/08 19:25	JCC	GC-V4	1	BRG0284	ND		
Total Xylenes	ND	ug/L	0.60		EPA-8021	07/07/08	07/07/08 19:25	JCC	GC-V4	1	BRG0284	ND		
Gasoline Range Organics (C4 - C12)	260	ug/L	50		Luft	07/07/08	07/07/08 19:25	JCC	GC-V4	1	BRG0284	ND	A91	
a,a,a-Trifluorotoluene (PID Surrogate)	86.1	%	70 - 130 (LCL - UCL)		EPA-8021	07/07/08	07/07/08 19:25	JCC	GC-V4	1	BRG0284			
a,a,a-Trifluorotoluene (FID Surrogate)	95.5	%	70 - 130 (LCL - UCL)		Luft	07/07/08	07/07/08 19:25	JCC	GC-V4	1	BRG0284			

TRC
21 Technology Drive
Irvine, CA 92618

Project: 1156
Project Number: [none]
Project Manager: Anju Farfan

Reported: 07/18/2008 21:21

Volatile Organic Analysis (EPA Method 8260)

BCL Sample ID:	0808614-03	Client Sample Name: 1156, MW-7, MW-7, 7/3/2008 9:50:00AM												
Constituent	Result	Units	PQL	MDL	Method	Prep Date	Run Date/Time	Analyst	Instru-ment ID	Dilution	QC Batch ID	MB Bias	Lab Quals	
1,2-Dibromoethane	ND	ug/L	0.50		EPA-8260	07/08/08	07/08/08 18:02	SVM	MS-V9	1	BRG0163	ND		
1,2-Dichloroethane	2.2	ug/L	0.50		EPA-8260	07/08/08	07/08/08 18:02	SVM	MS-V9	1	BRG0163	ND		
Methyl t-butyl ether	2300	ug/L	25		EPA-8260	07/08/08	07/08/08 18:30	SVM	MS-V9	50	BRG0163	ND	A01	
t-Amyl Methyl ether	1.2	ug/L	0.50		EPA-8260	07/08/08	07/08/08 18:02	SVM	MS-V9	1	BRG0163	ND		
t-Butyl alcohol	940	ug/L	10		EPA-8260	07/08/08	07/08/08 18:02	SVM	MS-V9	1	BRG0163	ND		
Diisopropyl ether	ND	ug/L	0.50		EPA-8260	07/08/08	07/08/08 18:02	SVM	MS-V9	1	BRG0163	ND		
Ethanol	ND	ug/L	250		EPA-8260	07/08/08	07/08/08 18:02	SVM	MS-V9	1	BRG0163	ND		
Ethyl t-butyl ether	ND	ug/L	0.50		EPA-8260	07/08/08	07/08/08 18:02	SVM	MS-V9	1	BRG0163	ND		
1,2-Dichloroethane-d4 (Surrogate)	94.8	%	76 - 114 (LCL - UCL)		EPA-8260	07/08/08	07/08/08 18:30	SVM	MS-V9	50	BRG0163			
1,2-Dichloroethane-d4 (Surrogate)	92.3	%	76 - 114 (LCL - UCL)		EPA-8260	07/08/08	07/08/08 18:02	SVM	MS-V9	1	BRG0163			
Toluene-d8 (Surrogate)	100	%	88 - 110 (LCL - UCL)		EPA-8260	07/08/08	07/08/08 18:02	SVM	MS-V9	1	BRG0163			
Toluene-d8 (Surrogate)	98.7	%	88 - 110 (LCL - UCL)		EPA-8260	07/08/08	07/08/08 18:30	SVM	MS-V9	50	BRG0163			
4-Bromofluorobenzene (Surrogate)	104	%	86 - 115 (LCL - UCL)		EPA-8260	07/08/08	07/08/08 18:02	SVM	MS-V9	1	BRG0163			
4-Bromofluorobenzene (Surrogate)	87.9	%	86 - 115 (LCL - UCL)		EPA-8260	07/08/08	07/08/08 18:30	SVM	MS-V9	50	BRG0163			

The results in this report apply to the samples analyzed in accordance with the chain of custody document. This analytical report must be reproduced in its entirety. All results listed in this report are for the exclusive use of the submitting party. BC Laboratories, Inc. assumes no responsibility for report alteration, separation, detachment or third party interpretation.
4100 Atlas Court Bakersfield, CA 93308 (661) 327-4911 FAX (661) 327-1918 www.bclabs.com



TRC 21 Technology Drive Irvine, CA 92618	Project: 1156 Project Number: [none] Project Manager: Anju Farfan	Reported: 07/18/2008 21:21
--	---	----------------------------

Purgeable Aromatics and Total Petroleum Hydrocarbons

BCL Sample ID:	0808614-03	Client Sample Name: 1156, MW-7, MW-7, 7/3/2008 9:50:00AM												
Constituent	Result	Units	PQL	MDL	Method	Prep Date	Run Date/Time	Analyst	Instru-ment ID	Dilution	QC Batch ID	MB Bias	Lab Quals	
Benzene	0.45	ug/L	0.30		EPA-8021	07/07/08	07/07/08 19:49	JCC	GC-V4	1	BRG0284	ND		
Toluene	ND	ug/L	0.30		EPA-8021	07/07/08	07/07/08 19:49	JCC	GC-V4	1	BRG0284	ND		
Ethylbenzene	ND	ug/L	0.30		EPA-8021	07/07/08	07/07/08 19:49	JCC	GC-V4	1	BRG0284	ND		
Total Xylenes	ND	ug/L	0.60		EPA-8021	07/07/08	07/07/08 19:49	JCC	GC-V4	1	BRG0284	ND		
Gasoline Range Organics (C4 - C12)	1600	ug/L	50		Luft	07/07/08	07/07/08 19:49	JCC	GC-V4	1	BRG0284	ND	A91	
a,a,a-Trifluorotoluene (PID Surrogate)	91.5	%	70 - 130 (LCL - UCL)		EPA-8021	07/07/08	07/07/08 19:49	JCC	GC-V4	1	BRG0284			
a,a,a-Trifluorotoluene (FID Surrogate)	93.0	%	70 - 130 (LCL - UCL)		Luft	07/07/08	07/07/08 19:49	JCC	GC-V4	1	BRG0284			

The results in this report apply to the samples analyzed in accordance with the chain of custody document. This analytical report must be reproduced in its entirety. All results listed in this report are for the exclusive use of the submitting party. BC Laboratories, Inc. assumes no responsibility for report alteration, separation, detachment or third party interpretation.
 4100 Atlas Court Bakersfield, CA 93308 (661) 327-4911 FAX (661) 327-1918 www.bclabs.com



TRC
21 Technology Drive
Irvine, CA 92618

Project: 1156
Project Number: [none]
Project Manager: Anju Farfan

Reported: 07/18/2008 21:21

Volatile Organic Analysis (EPA Method 8260)

BCL Sample ID: 0808614-04		Client Sample Name: 1156, MW-8, MW-8, 7/3/2008 10:10:00AM											
Constituent	Result	Units	PQL	MDL	Method	Prep Date	Run Date/Time	Analyst	Instru-ment ID	Dilution	QC Batch ID	MB Bias	Lab Quals
1,2-Dibromoethane	ND	ug/L	0.50		EPA-8260	07/08/08	07/08/08 16:38	SVM	MS-V9	1	BRG0163	ND	
1,2-Dichloroethane	ND	ug/L	0.50		EPA-8260	07/08/08	07/08/08 16:38	SVM	MS-V9	1	BRG0163	ND	
Methyl t-butyl ether	ND	ug/L	0.50		EPA-8260	07/08/08	07/08/08 16:38	SVM	MS-V9	1	BRG0163	ND	
t-Amyl Methyl ether	ND	ug/L	0.50		EPA-8260	07/08/08	07/08/08 16:38	SVM	MS-V9	1	BRG0163	ND	
t-Butyl alcohol	ND	ug/L	10		EPA-8260	07/08/08	07/08/08 16:38	SVM	MS-V9	1	BRG0163	ND	
Diisopropyl ether	ND	ug/L	0.50		EPA-8260	07/08/08	07/08/08 16:38	SVM	MS-V9	1	BRG0163	ND	
Ethanol	ND	ug/L	250		EPA-8260	07/08/08	07/08/08 16:38	SVM	MS-V9	1	BRG0163	ND	
Ethyl t-butyl ether	ND	ug/L	0.50		EPA-8260	07/08/08	07/08/08 16:38	SVM	MS-V9	1	BRG0163	ND	
1,2-Dichloroethane-d4 (Surrogate)	90.1	%	76 - 114 (LCL - UCL)		EPA-8260	07/08/08	07/08/08 16:38	SVM	MS-V9	1	BRG0163		
Toluene-d8 (Surrogate)	97.8	%	88 - 110 (LCL - UCL)		EPA-8260	07/08/08	07/08/08 16:38	SVM	MS-V9	1	BRG0163		
4-Bromofluorobenzene (Surrogate)	93.8	%	86 - 115 (LCL - UCL)		EPA-8260	07/08/08	07/08/08 16:38	SVM	MS-V9	1	BRG0163		

The results in this report apply to the samples analyzed in accordance with the chain of custody document. This analytical report must be reproduced in its entirety. All results listed in this report are for the exclusive use of the submitting party. BC Laboratories, Inc. assumes no responsibility for report alteration, separation, detachment or third party interpretation. 4100 Atlas Court Bakersfield, CA 93308 (661) 327-4911 FAX (661) 327-1918 www.bclabs.com



TRC
21 Technology Drive
Irvine, CA 92618

Project: 1156
Project Number: [none]
Project Manager: Anju Farfan

Reported: 07/18/2008 21:21

Purgeable Aromatics and Total Petroleum Hydrocarbons

BCL Sample ID: 0808614-04		Client Sample Name: 1156, MW-8, MW-8, 7/3/2008 10:10:00AM											
Constituent	Result	Units	PQL	MDL	Method	Prep Date	Run Date/Time	Analyst	Instru-ment ID	Dilution	QC Batch ID	MB Bias	Lab Quals
Benzene	ND	ug/L	0.30		EPA-8021	07/07/08	07/08/08 14:10	JCC	GC-V4	1	BRG0284	ND	
Toluene	ND	ug/L	0.30		EPA-8021	07/07/08	07/08/08 14:10	JCC	GC-V4	1	BRG0284	ND	
Ethylbenzene	ND	ug/L	0.30		EPA-8021	07/07/08	07/08/08 14:10	JCC	GC-V4	1	BRG0284	ND	
Total Xylenes	ND	ug/L	0.60		EPA-8021	07/07/08	07/08/08 14:10	JCC	GC-V4	1	BRG0284	ND	
Gasoline Range Organics (C4 - C12)	ND	ug/L	50		Luft	07/07/08	07/08/08 14:10	JCC	GC-V4	1	BRG0284	ND	
a,a,a-Trifluorotoluene (PID Surrogate)	83.2	%	70 - 130 (LCL - UCL)		EPA-8021	07/07/08	07/08/08 14:10	JCC	GC-V4	1	BRG0284		
a,a,a-Trifluorotoluene (FID Surrogate)	91.8	%	70 - 130 (LCL - UCL)		Luft	07/07/08	07/08/08 14:10	JCC	GC-V4	1	BRG0284		

The results in this report apply to the samples analyzed in accordance with the chain of custody document. This analytical report must be reproduced in its entirety. All results listed in this report are for the exclusive use of the submitting party. BC Laboratories, Inc. assumes no responsibility for report alteration, separation, detachment or third party interpretation. 4100 Atlas Court Bakersfield, CA 93308 (661) 327-4911 FAX (661) 327-1918 www.bclabs.com



TRC
21 Technology Drive
Irvine, CA 92618

Project: 1156
Project Number: [none]
Project Manager: Anju Farfan

Reported: 07/18/2008 21:21

Volatile Organic Analysis (EPA Method 8260)

BCL Sample ID: 0808614-05		Client Sample Name: 1156, MW-4, MW-4, 7/3/2008 10:30:00AM													
Constituent	Result	Units	PQL	MDL	Method	Prep Date	Run Date/Time	Analyst	Instru-ment ID	Dilution	QC Batch ID	MB Bias	Lab Quals		
1,2-Dibromoethane	ND	ug/L	0.50		EPA-8260	07/07/08	07/08/08 18:57	SVM	MS-V9	1	BRG0286	ND			
1,2-Dichloroethane	1.4	ug/L	0.50		EPA-8260	07/07/08	07/08/08 18:57	SVM	MS-V9	1	BRG0286	ND			
Methyl t-butyl ether	100	ug/L	0.50		EPA-8260	07/07/08	07/08/08 18:57	SVM	MS-V9	1	BRG0286	ND			
t-Amyl Methyl ether	ND	ug/L	0.50		EPA-8260	07/07/08	07/08/08 18:57	SVM	MS-V9	1	BRG0286	ND			
t-Butyl alcohol	27	ug/L	10		EPA-8260	07/07/08	07/08/08 18:57	SVM	MS-V9	1	BRG0286	ND			
Diisopropyl ether	ND	ug/L	0.50		EPA-8260	07/07/08	07/08/08 18:57	SVM	MS-V9	1	BRG0286	ND			
Ethanol	ND	ug/L	250		EPA-8260	07/07/08	07/08/08 18:57	SVM	MS-V9	1	BRG0286	ND			
Ethyl t-butyl ether	ND	ug/L	0.50		EPA-8260	07/07/08	07/08/08 18:57	SVM	MS-V9	1	BRG0286	ND			
1,2-Dichloroethane-d4 (Surrogate)	98.2	%	76 - 114 (LCL - UCL)		EPA-8260	07/07/08	07/08/08 18:57	SVM	MS-V9	1	BRG0286				
Toluene-d8 (Surrogate)	98.9	%	88 - 110 (LCL - UCL)		EPA-8260	07/07/08	07/08/08 18:57	SVM	MS-V9	1	BRG0286				
4-Bromofluorobenzene (Surrogate)	93.0	%	86 - 115 (LCL - UCL)		EPA-8260	07/07/08	07/08/08 18:57	SVM	MS-V9	1	BRG0286				

The results in this report apply to the samples analyzed in accordance with the chain of custody document. This analytical report must be reproduced in its entirety. All results listed in this report are for the exclusive use of the submitting party. BC Laboratories, Inc. assumes no responsibility for report alteration, separation, detachment or third party interpretation. 4100 Atlas Court Bakersfield, CA 93308 (661) 327-4911 FAX (661) 327-1918 www.bclabs.com



TRC
21 Technology Drive
Irvine, CA 92618

Project: 1156
Project Number: [none]
Project Manager: Anju Farfan

Reported: 07/18/2008 21:21

Purgeable Aromatics and Total Petroleum Hydrocarbons

BCL Sample ID: 0808614-05		Client Sample Name: 1156, MW-4, MW-4, 7/3/2008 10:30:00AM													
Constituent	Result	Units	PQL	MDL	Method	Prep Date	Run Date/Time	Analyst	Instru-ment ID	Dilution	QC Batch ID	MB Bias	Lab Quals		
Benzene	4.5	ug/L	0.30		EPA-8021	07/07/08	07/08/08 01:52	JCC	GC-V4	1	BRG0284	ND			
Toluene	1.3	ug/L	0.30		EPA-8021	07/07/08	07/08/08 01:52	JCC	GC-V4	1	BRG0284	ND			
Ethylbenzene	ND	ug/L	0.30		EPA-8021	07/07/08	07/08/08 01:52	JCC	GC-V4	1	BRG0284	ND			
Total Xylenes	ND	ug/L	0.60		EPA-8021	07/07/08	07/08/08 01:52	JCC	GC-V4	1	BRG0284	ND			
Gasoline Range Organics (C4 - C12)	140	ug/L	50		Luft	07/07/08	07/08/08 01:52	JCC	GC-V4	1	BRG0284	ND	A91		
a,a,a-Trifluorotoluene (PID Surrogate)	91.3	%	70 - 130 (LCL - UCL)		EPA-8021	07/07/08	07/08/08 01:52	JCC	GC-V4	1	BRG0284				
a,a,a-Trifluorotoluene (FID Surrogate)	93.2	%	70 - 130 (LCL - UCL)		Luft	07/07/08	07/08/08 01:52	JCC	GC-V4	1	BRG0284				

The results in this report apply to the samples analyzed in accordance with the chain of custody document. This analytical report must be reproduced in its entirety. All results listed in this report are for the exclusive use of the submitting party. BC Laboratories, Inc. assumes no responsibility for report alteration, separation, detachment or third party interpretation. 4100 Atlas Court Bakersfield, CA 93308 (661) 327-4911 FAX (661) 327-1918 www.bclabs.com



TRC
21 Technology Drive
Irvine, CA 92618

Project: 1156
Project Number: [none]
Project Manager: Anju Farfan

Reported: 07/18/2008 21:21

Volatile Organic Analysis (EPA Method 8260)

BCL Sample ID: 0808614-06 Client Sample Name: 1156, MW-2, MW-2, 7/3/2008 10:40:00AM

Constituent	Result	Units	PQL	MDL	Method	Prep	Run	Analyst	Instru- ment ID	Dilution	QC	MB	Lab
						Date	Date/Time				Batch ID	Bias	Quals
1,2-Dibromoethane	ND	ug/L	0.50		EPA-8260	07/07/08	07/08/08 19:51	SVM	MS-V9	1	BRG0286	ND	
1,2-Dichloroethane	ND	ug/L	0.50		EPA-8260	07/07/08	07/08/08 19:51	SVM	MS-V9	1	BRG0286	ND	
Methyl t-butyl ether	1400	ug/L	12		EPA-8260	07/07/08	07/08/08 20:19	SVM	MS-V9	25	BRG0286	ND	A01
t-Amyl Methyl ether	ND	ug/L	0.50		EPA-8260	07/07/08	07/08/08 19:51	SVM	MS-V9	1	BRG0286	ND	
t-Butyl alcohol	8300	ug/L	250		EPA-8260	07/07/08	07/08/08 20:19	SVM	MS-V9	25	BRG0286	ND	A01
Diisopropyl ether	ND	ug/L	0.50		EPA-8260	07/07/08	07/08/08 19:51	SVM	MS-V9	1	BRG0286	ND	
Ethanol	ND	ug/L	250		EPA-8260	07/07/08	07/08/08 19:51	SVM	MS-V9	1	BRG0286	ND	
Ethyl t-butyl ether	ND	ug/L	0.50		EPA-8260	07/07/08	07/08/08 19:51	SVM	MS-V9	1	BRG0286	ND	
1,2-Dichloroethane-d4 (Surrogate)	94.9	%	76 - 114 (LCL - UCL)		EPA-8260	07/07/08	07/08/08 19:51	SVM	MS-V9	1	BRG0286		
1,2-Dichloroethane-d4 (Surrogate)	97.0	%	76 - 114 (LCL - UCL)		EPA-8260	07/07/08	07/08/08 20:19	SVM	MS-V9	25	BRG0286		
Toluene-d8 (Surrogate)	100	%	88 - 110 (LCL - UCL)		EPA-8260	07/07/08	07/08/08 19:51	SVM	MS-V9	1	BRG0286		
Toluene-d8 (Surrogate)	99.3	%	88 - 110 (LCL - UCL)		EPA-8260	07/07/08	07/08/08 20:19	SVM	MS-V9	25	BRG0286		
4-Bromofluorobenzene (Surrogate)	95.0	%	86 - 115 (LCL - UCL)		EPA-8260	07/07/08	07/08/08 19:51	SVM	MS-V9	1	BRG0286		
4-Bromofluorobenzene (Surrogate)	91.2	%	86 - 115 (LCL - UCL)		EPA-8260	07/07/08	07/08/08 20:19	SVM	MS-V9	25	BRG0286		

The results in this report apply to the samples analyzed in accordance with the chain of custody document. This analytical report must be reproduced in its entirety. All results listed in this report are for the exclusive use of the submitting party. BC Laboratories, Inc. assumes no responsibility for report alteration, separation, detachment or third party interpretation. 4100 Atlas Court Bakersfield, CA 93308 (661) 327-4911 FAX (661) 327-1918 www.bclabs.com



TRC
21 Technology Drive
Irvine, CA 92618

Project: 1156
Project Number: [none]
Project Manager: Anju Farfan

Reported: 07/18/2008 21:21

Purgeable Aromatics and Total Petroleum Hydrocarbons

BCL Sample ID: 0808614-06		Client Sample Name: 1156, MW-2, MW-2, 7/3/2008 10:40:00AM												
Constituent	Result	Units	PQL	MDL	Method	Prep	Run		Analyst	Instru- ment ID	Dilution	QC	MB Bias	Lab Quals
						Date	Date/Time	Batch ID						
Benzene	14	ug/L	0.30		EPA-8021	07/07/08	07/08/08	02:17	JCC	GC-V4	1	BRG0284	ND	
Toluene	1.1	ug/L	0.30		EPA-8021	07/07/08	07/08/08	02:17	JCC	GC-V4	1	BRG0284	ND	
Ethylbenzene	2.0	ug/L	0.30		EPA-8021	07/07/08	07/08/08	02:17	JCC	GC-V4	1	BRG0284	ND	
Total Xylenes	1.2	ug/L	0.60		EPA-8021	07/07/08	07/08/08	02:17	JCC	GC-V4	1	BRG0284	ND	
Gasoline Range Organics (C4 - C12)	1100	ug/L	50		Luft	07/07/08	07/08/08	02:17	JCC	GC-V4	1	BRG0284	ND	A91
a,a,a-Trifluorotoluene (PID Surrogate)	98.9	%	70 - 130 (LCL - UCL)		EPA-8021	07/07/08	07/08/08	02:17	JCC	GC-V4	1	BRG0284		
a,a,a-Trifluorotoluene (FID Surrogate)	88.2	%	70 - 130 (LCL - UCL)		Luft	07/07/08	07/08/08	02:17	JCC	GC-V4	1	BRG0284		

The results in this report apply to the samples analyzed in accordance with the chain of custody document. This analytical report must be reproduced in its entirety. All results listed in this report are for the exclusive use of the submitting party. BC Laboratories, Inc. assumes no responsibility for report alteration, separation, detachment or third party interpretation.
4100 Atlas Court Bakersfield, CA 93308 (661) 327-4911 FAX (661) 327-1918 www.bclabs.com



TRC
21 Technology Drive
Irvine, CA 92618

Project: 1156
Project Number: [none]
Project Manager: Anju Farfan

Reported: 07/18/2008 21:21

Volatile Organic Analysis (EPA Method 8260)

BCL Sample ID: 0808614-07 Client Sample Name: 1156, MW-3, MW-3, 7/3/2008 10:50:00AM

Constituent	Result	Units	PQL	MDL	Method	Prep	Run	Analyst	Instru- ment ID	Dilution	QC	MB	Lab
						Date	Date/Time				Batch ID	Bias	Quals
1,2-Dibromoethane	ND	ug/L	0.50		EPA-8260	07/07/08	07/09/08 16:53	SVM	MS-V9	1	BRG0286	ND	
1,2-Dichloroethane	ND	ug/L	0.50		EPA-8260	07/07/08	07/09/08 16:53	SVM	MS-V9	1	BRG0286	ND	
Methyl t-butyl ether	190	ug/L	5.0		EPA-8260	07/07/08	07/08/08 20:46	SVM	MS-V9	10	BRG0286	ND	A01
t-Amyl Methyl ether	ND	ug/L	0.50		EPA-8260	07/07/08	07/09/08 16:53	SVM	MS-V9	1	BRG0286	ND	
t-Butyl alcohol	ND	ug/L	10		EPA-8260	07/07/08	07/09/08 16:53	SVM	MS-V9	1	BRG0286	ND	
Diisopropyl ether	ND	ug/L	0.50		EPA-8260	07/07/08	07/09/08 16:53	SVM	MS-V9	1	BRG0286	ND	
Ethanol	ND	ug/L	250		EPA-8260	07/07/08	07/09/08 16:53	SVM	MS-V9	1	BRG0286	ND	
Ethyl t-butyl ether	ND	ug/L	0.50		EPA-8260	07/07/08	07/09/08 16:53	SVM	MS-V9	1	BRG0286	ND	
1,2-Dichloroethane-d4 (Surrogate)	94.7	%	76 - 114 (LCL - UCL)		EPA-8260	07/07/08	07/09/08 16:53	SVM	MS-V9	1	BRG0286		
1,2-Dichloroethane-d4 (Surrogate)	95.9	%	76 - 114 (LCL - UCL)		EPA-8260	07/07/08	07/08/08 20:46	SVM	MS-V9	10	BRG0286		
Toluene-d8 (Surrogate)	99.2	%	88 - 110 (LCL - UCL)		EPA-8260	07/07/08	07/08/08 20:46	SVM	MS-V9	10	BRG0286		
Toluene-d8 (Surrogate)	101	%	88 - 110 (LCL - UCL)		EPA-8260	07/07/08	07/09/08 16:53	SVM	MS-V9	1	BRG0286		
4-Bromofluorobenzene (Surrogate)	101	%	86 - 115 (LCL - UCL)		EPA-8260	07/07/08	07/09/08 16:53	SVM	MS-V9	1	BRG0286		
4-Bromofluorobenzene (Surrogate)	96.9	%	86 - 115 (LCL - UCL)		EPA-8260	07/07/08	07/08/08 20:46	SVM	MS-V9	10	BRG0286		

The results in this report apply to the samples analyzed in accordance with the chain of custody document. This analytical report must be reproduced in its entirety. All results listed in this report are for the exclusive use of the submitting party. BC Laboratories, Inc. assumes no responsibility for report alteration, separation, detachment or third party interpretation. 4100 Atlas Court Bakersfield, CA 93308 (661) 327-4911 FAX (661) 327-1918 www.bclabs.com



TRC
21 Technology Drive
Irvine, CA 92618

Project: 1156
Project Number: [none]
Project Manager: Anju Farfan

Reported: 07/18/2008 21:21

Purgeable Aromatics and Total Petroleum Hydrocarbons

BCL Sample ID: 0808614-07		Client Sample Name: 1156, MW-3, MW-3, 7/3/2008 10:50:00AM													
Constituent	Result	Units	PQL	MDL	Method	Prep	Run		Analyst	Instru- ment ID	Dilution	QC	MB	Lab	
						Date	Date/Time	Batch ID				Bias	Quals		
Benzene	99	ug/L	0.30		EPA-8021	07/08/08	07/09/08	01:05	JCC	GC-V4	1	BRG0284	ND		
Toluene	66	ug/L	0.30		EPA-8021	07/08/08	07/09/08	01:05	JCC	GC-V4	1	BRG0284	ND		
Ethylbenzene	210	ug/L	1.5		EPA-8021	07/08/08	07/09/08	01:29	JCC	GC-V4	5	BRG0284	ND	A01	
Total Xylenes	220	ug/L	3.0		EPA-8021	07/08/08	07/09/08	01:29	JCC	GC-V4	5	BRG0284	ND	A01	
Gasoline Range Organics (C4 - C12)	2300	ug/L	250		Luft	07/08/08	07/09/08	01:29	JCC	GC-V4	5	BRG0284	ND	A01	
a,a,a-Trifluorotoluene (PID Surrogate)	124	%	70 - 130 (LCL - UCL)		EPA-8021	07/08/08	07/09/08	01:05	JCC	GC-V4	1	BRG0284			
a,a,a-Trifluorotoluene (PID Surrogate)	107	%	70 - 130 (LCL - UCL)		EPA-8021	07/08/08	07/09/08	01:29	JCC	GC-V4	5	BRG0284			
a,a,a-Trifluorotoluene (FID Surrogate)	116	%	70 - 130 (LCL - UCL)		Luft	07/08/08	07/09/08	01:05	JCC	GC-V4	1	BRG0284			
a,a,a-Trifluorotoluene (FID Surrogate)	112	%	70 - 130 (LCL - UCL)		Luft	07/08/08	07/09/08	01:29	JCC	GC-V4	5	BRG0284			



TRC
21 Technology Drive
Irvine, CA 92618

Project: 1156
Project Number: [none]
Project Manager: Anju Farfan

Reported: 07/18/2008 21:21

Volatile Organic Analysis (EPA Method 8260)

BCL Sample ID: 0808614-08 Client Sample Name: 1156, MW-1, MW-1, 7/3/2008 11:02:00AM

Constituent	Result	Units	PQL	MDL	Method	Prep Date	Run Date/Time	Analyst	Instru- ment ID	Dilution	QC Batch ID	MB Bias	Lab Quals
Bromodichloromethane	ND	ug/L	12		EPA-8260	07/07/08	07/08/08 08:44	SVM	MS-V9	25	BRG0286	ND	A01
Bromoform	ND	ug/L	12		EPA-8260	07/07/08	07/08/08 08:44	SVM	MS-V9	25	BRG0286	ND	A01
Bromomethane	ND	ug/L	25		EPA-8260	07/07/08	07/08/08 08:44	SVM	MS-V9	25	BRG0286	ND	A01
Carbon tetrachloride	ND	ug/L	12		EPA-8260	07/07/08	07/08/08 08:44	SVM	MS-V9	25	BRG0286	ND	A01
Chlorobenzene	ND	ug/L	12		EPA-8260	07/07/08	07/08/08 08:44	SVM	MS-V9	25	BRG0286	ND	A01
Chloroethane	ND	ug/L	12		EPA-8260	07/07/08	07/08/08 08:44	SVM	MS-V9	25	BRG0286	ND	A01
Chloroform	ND	ug/L	12		EPA-8260	07/07/08	07/08/08 08:44	SVM	MS-V9	25	BRG0286	ND	A01
Chloromethane	ND	ug/L	12		EPA-8260	07/07/08	07/08/08 08:44	SVM	MS-V9	25	BRG0286	ND	A01
Dibromochloromethane	ND	ug/L	12		EPA-8260	07/07/08	07/08/08 08:44	SVM	MS-V9	25	BRG0286	ND	A01
1,2-Dibromoethane	ND	ug/L	12		EPA-8260	07/07/08	07/08/08 08:44	SVM	MS-V9	25	BRG0286		A01
1,2-Dichlorobenzene	ND	ug/L	12		EPA-8260	07/07/08	07/08/08 08:44	SVM	MS-V9	25	BRG0286	ND	A01
1,3-Dichlorobenzene	ND	ug/L	12		EPA-8260	07/07/08	07/08/08 08:44	SVM	MS-V9	25	BRG0286	ND	A01
1,4-Dichlorobenzene	ND	ug/L	12		EPA-8260	07/07/08	07/08/08 08:44	SVM	MS-V9	25	BRG0286	ND	A01
Dichlorodifluoromethane	ND	ug/L	12		EPA-8260	07/07/08	07/08/08 08:44	SVM	MS-V9	25	BRG0286	ND	A01
1,1-Dichloroethane	ND	ug/L	12		EPA-8260	07/07/08	07/08/08 08:44	SVM	MS-V9	25	BRG0286	ND	A01
1,2-Dichloroethane	ND	ug/L	12		EPA-8260	07/07/08	07/08/08 08:44	SVM	MS-V9	25	BRG0286	ND	A01
1,1-Dichloroethene	ND	ug/L	12		EPA-8260	07/07/08	07/08/08 08:44	SVM	MS-V9	25	BRG0286	ND	A01
cis-1,2-Dichloroethene	ND	ug/L	12		EPA-8260	07/07/08	07/08/08 08:44	SVM	MS-V9	25	BRG0286	ND	A01
trans-1,2-Dichloroethene	ND	ug/L	12		EPA-8260	07/07/08	07/08/08 08:44	SVM	MS-V9	25	BRG0286	ND	A01
1,2-Dichloropropane	ND	ug/L	12		EPA-8260	07/07/08	07/08/08 08:44	SVM	MS-V9	25	BRG0286	ND	A01
cis-1,3-Dichloropropene	ND	ug/L	12		EPA-8260	07/07/08	07/08/08 08:44	SVM	MS-V9	25	BRG0286	ND	A01
trans-1,3-Dichloropropene	ND	ug/L	12		EPA-8260	07/07/08	07/08/08 08:44	SVM	MS-V9	25	BRG0286	ND	A01
Methylene chloride	ND	ug/L	25		EPA-8260	07/07/08	07/08/08 08:44	SVM	MS-V9	25	BRG0286	ND	A01

The results in this report apply to the samples analyzed in accordance with the chain of custody document. This analytical report must be reproduced in its entirety. All results listed in this report are for the exclusive use of the submitting party. BC Laboratories, Inc. assumes no responsibility for report alteration, separation, detachment or third party interpretation. 4100 Atlas Court Bakersfield, CA 93308 (661) 327-4911 FAX (661) 327-1918 www.bclabs.com



TRC
21 Technology Drive
Irvine, CA 92618

Project: 1156
Project Number: [none]
Project Manager: Anju Farfan

Reported: 07/18/2008 21:21

Volatile Organic Analysis (EPA Method 8260)

BCL Sample ID: 0808614-08 Client Sample Name: 1156, MW-1, MW-1, 7/3/2008 11:02:00AM

Constituent	Result	Units	PQL	MDL	Method	Prep	Run	Analyst	Instru- ment ID	Dilution	QC	MB	Lab
						Date	Date/Time				Batch ID	Bias	Quals
Methyl t-butyl ether	110	ug/L	12		EPA-8260	07/07/08	07/08/08 08:44	SVM	MS-V9	25	BRG0286	ND	A01
1,1,2,2-Tetrachloroethane	ND	ug/L	12		EPA-8260	07/07/08	07/08/08 08:44	SVM	MS-V9	25	BRG0286	ND	A01
Tetrachloroethene	ND	ug/L	12		EPA-8260	07/07/08	07/08/08 08:44	SVM	MS-V9	25	BRG0286	ND	A01
1,1,1-Trichloroethane	ND	ug/L	12		EPA-8260	07/07/08	07/08/08 08:44	SVM	MS-V9	25	BRG0286	ND	A01
1,1,2-Trichloroethane	ND	ug/L	12		EPA-8260	07/07/08	07/08/08 08:44	SVM	MS-V9	25	BRG0286	ND	A01
Trichloroethene	ND	ug/L	12		EPA-8260	07/07/08	07/08/08 08:44	SVM	MS-V9	25	BRG0286	ND	A01
Trichlorofluoromethane	ND	ug/L	12		EPA-8260	07/07/08	07/08/08 08:44	SVM	MS-V9	25	BRG0286	ND	A01
1,1,2-Trichloro-1,2,2-trifluoroethane	ND	ug/L	12		EPA-8260	07/07/08	07/08/08 08:44	SVM	MS-V9	25	BRG0286	ND	A01
Vinyl chloride	ND	ug/L	12		EPA-8260	07/07/08	07/08/08 08:44	SVM	MS-V9	25	BRG0286	ND	A01
t-Amyl Methyl ether	ND	ug/L	12		EPA-8260	07/07/08	07/08/08 08:44	SVM	MS-V9	25	BRG0286		A01
t-Butyl alcohol	ND	ug/L	250		EPA-8260	07/07/08	07/08/08 08:44	SVM	MS-V9	25	BRG0286		A01
Diisopropyl ether	ND	ug/L	12		EPA-8260	07/07/08	07/08/08 08:44	SVM	MS-V9	25	BRG0286		A01
Ethanol	ND	ug/L	6200		EPA-8260	07/07/08	07/08/08 08:44	SVM	MS-V9	25	BRG0286		A01
Ethyl t-butyl ether	ND	ug/L	12		EPA-8260	07/07/08	07/08/08 08:44	SVM	MS-V9	25	BRG0286		A01
1,2-Dichloroethane-d4 (Surrogate)	94.2	%	76 - 114 (LCL - UCL)		EPA-8260	07/07/08	07/08/08 08:44	SVM	MS-V9	25	BRG0286		
Toluene-d8 (Surrogate)	102	%	88 - 110 (LCL - UCL)		EPA-8260	07/07/08	07/08/08 08:44	SVM	MS-V9	25	BRG0286		
4-Bromofluorobenzene (Surrogate)	98.9	%	86 - 115 (LCL - UCL)		EPA-8260	07/07/08	07/08/08 08:44	SVM	MS-V9	25	BRG0286		

The results in this report apply to the samples analyzed in accordance with the chain of custody document. This analytical report must be reproduced in its entirety. All results listed in this report are for the exclusive use of the submitting party. BC Laboratories, Inc. assumes no responsibility for report alteration, separation, detachment or third party interpretation. 4100 Atlas Court Bakersfield, CA 93308 (661) 327-4911 FAX (661) 327-1918 www.bclabs.com



TRC
21 Technology Drive
Irvine, CA 92618

Project: 1156
Project Number: [none]
Project Manager: Anju Farfan


Reported: 07/18/2008 21:21

Base Neutral and Acid Extractables Organic Analysis (EPA Method 8270C)

BCL Sample ID: 0808614-08 Client Sample Name: 1156, MW-1, MW-1, 7/3/2008 11:02:00AM

Constituent	Result	Units	PQL	MDL	Method	Prep	Run		Analyst	Instru- ment ID	Dilution	QC	MB	Lab
						Date	Date/Time	Batch ID				Bias	Quals	
Acenaphthene	ND	ug/L	20		EPA-8270C	07/07/08	07/16/08	23:14	SKC	MS-B1	9.700	BRG0694	ND	A10
Acenaphthylene	ND	ug/L	20		EPA-8270C	07/07/08	07/16/08	23:14	SKC	MS-B1	9.700	BRG0694	ND	A10
Anthracene	ND	ug/L	20		EPA-8270C	07/07/08	07/16/08	23:14	SKC	MS-B1	9.700	BRG0694	ND	A10
Benzo[a]anthracene	ND	ug/L	20		EPA-8270C	07/07/08	07/16/08	23:14	SKC	MS-B1	9.700	BRG0694	ND	A10
Benzo[b]fluoranthene	ND	ug/L	20		EPA-8270C	07/07/08	07/16/08	23:14	SKC	MS-B1	9.700	BRG0694	ND	A10
Benzo[k]fluoranthene	ND	ug/L	20		EPA-8270C	07/07/08	07/16/08	23:14	SKC	MS-B1	9.700	BRG0694	ND	A10
Benzo[a]pyrene	ND	ug/L	20		EPA-8270C	07/07/08	07/16/08	23:14	SKC	MS-B1	9.700	BRG0694	ND	A10
Benzo[g,h,i]perylene	ND	ug/L	20		EPA-8270C	07/07/08	07/16/08	23:14	SKC	MS-B1	9.700	BRG0694	ND	A10
Benzoic acid	ND	ug/L	100		EPA-8270C	07/07/08	07/16/08	23:14	SKC	MS-B1	9.700	BRG0694	ND	A10
Benzyl alcohol	ND	ug/L	20		EPA-8270C	07/07/08	07/16/08	23:14	SKC	MS-B1	9.700	BRG0694	ND	A10
Benzyl butyl phthalate	ND	ug/L	20		EPA-8270C	07/07/08	07/16/08	23:14	SKC	MS-B1	9.700	BRG0694	ND	A10
bis(2-Chloroethoxy)methane	ND	ug/L	20		EPA-8270C	07/07/08	07/16/08	23:14	SKC	MS-B1	9.700	BRG0694	ND	A10
bis(2-Chloroethyl) ether	ND	ug/L	20		EPA-8270C	07/07/08	07/16/08	23:14	SKC	MS-B1	9.700	BRG0694	ND	A10
bis(2-Chloroisopropyl) ether	ND	ug/L	20		EPA-8270C	07/07/08	07/16/08	23:14	SKC	MS-B1	9.700	BRG0694	ND	A10
bis(2-Ethylhexyl)phthalate	ND	ug/L	40		EPA-8270C	07/07/08	07/16/08	23:14	SKC	MS-B1	9.700	BRG0694	ND	A10
4-Bromophenyl phenyl ether	ND	ug/L	20		EPA-8270C	07/07/08	07/16/08	23:14	SKC	MS-B1	9.700	BRG0694	ND	A10
4-Chloroaniline	ND	ug/L	20		EPA-8270C	07/07/08	07/16/08	23:14	SKC	MS-B1	9.700	BRG0694	ND	A10
2-Chloronaphthalene	ND	ug/L	20		EPA-8270C	07/07/08	07/16/08	23:14	SKC	MS-B1	9.700	BRG0694	ND	A10
4-Chlorophenyl phenyl ether	ND	ug/L	20		EPA-8270C	07/07/08	07/16/08	23:14	SKC	MS-B1	9.700	BRG0694	ND	A10
Chrysene	ND	ug/L	20		EPA-8270C	07/07/08	07/16/08	23:14	SKC	MS-B1	9.700	BRG0694	ND	A10
Dibenzo[a,h]anthracene	ND	ug/L	30		EPA-8270C	07/07/08	07/16/08	23:14	SKC	MS-B1	9.700	BRG0694	ND	A10
Dibenzofuran	ND	ug/L	20		EPA-8270C	07/07/08	07/16/08	23:14	SKC	MS-B1	9.700	BRG0694	ND	A10
1,2-Dichlorobenzene	ND	ug/L	20		EPA-8270C	07/07/08	07/16/08	23:14	SKC	MS-B1	9.700	BRG0694	ND	A10

The results in this report apply to the samples analyzed in accordance with the chain of custody document. This analytical report must be reproduced in its entirety. All results listed in this report are for the exclusive use of the submitting party. BC Laboratories, Inc. assumes no responsibility for report alteration, separation, detachment or third party interpretation. 4100 Atlas Court Bakersfield, CA 93308 (661) 327-4911 FAX (661) 327-1918 www.bclabs.com



TRC
21 Technology Drive
Irvine, CA 92618

Project: 1156
Project Number: [none]
Project Manager: Anju Farfan

Reported: 07/18/2008 21:21

Base Neutral and Acid Extractables Organic Analysis (EPA Method 8270C)

BCL Sample ID: 0808614-08 Client Sample Name: 1156, MW-1, MW-1, 7/3/2008 11:02:00AM

Constituent	Result	Units	PQL	MDL	Method	Prep	Run	Analyst	Instru- ment ID	Dilution	QC	MB	Lab
						Date	Date/Time				Batch ID	Bias	Quals
1,3-Dichlorobenzene	ND	ug/L	20		EPA-8270C	07/07/08	07/16/08 23:14	SKC	MS-B1	9.700	BRG0694	ND	A10
1,4-Dichlorobenzene	ND	ug/L	20		EPA-8270C	07/07/08	07/16/08 23:14	SKC	MS-B1	9.700	BRG0694	ND	A10
3,3-Dichlorobenzidine	ND	ug/L	100		EPA-8270C	07/07/08	07/16/08 23:14	SKC	MS-B1	9.700	BRG0694	ND	A10
Diethyl phthalate	ND	ug/L	20		EPA-8270C	07/07/08	07/16/08 23:14	SKC	MS-B1	9.700	BRG0694	ND	A10
Dimethyl phthalate	ND	ug/L	20		EPA-8270C	07/07/08	07/16/08 23:14	SKC	MS-B1	9.700	BRG0694	ND	A10
Di-n-butyl phthalate	ND	ug/L	20		EPA-8270C	07/07/08	07/16/08 23:14	SKC	MS-B1	9.700	BRG0694	ND	A10
2,4-Dinitrotoluene	ND	ug/L	20		EPA-8270C	07/07/08	07/16/08 23:14	SKC	MS-B1	9.700	BRG0694	ND	A10
2,6-Dinitrotoluene	ND	ug/L	20		EPA-8270C	07/07/08	07/16/08 23:14	SKC	MS-B1	9.700	BRG0694	ND	A10
Di-n-octyl phthalate	ND	ug/L	20		EPA-8270C	07/07/08	07/16/08 23:14	SKC	MS-B1	9.700	BRG0694	ND	A10
Fluoranthene	ND	ug/L	20		EPA-8270C	07/07/08	07/16/08 23:14	SKC	MS-B1	9.700	BRG0694	ND	A10
Fluorene	ND	ug/L	20		EPA-8270C	07/07/08	07/16/08 23:14	SKC	MS-B1	9.700	BRG0694	ND	A10
Hexachlorobenzene	ND	ug/L	20		EPA-8270C	07/07/08	07/16/08 23:14	SKC	MS-B1	9.700	BRG0694	ND	A10
Hexachlorobutadiene	ND	ug/L	20		EPA-8270C	07/07/08	07/16/08 23:14	SKC	MS-B1	9.700	BRG0694	ND	A10
Hexachlorocyclopentadiene	ND	ug/L	20		EPA-8270C	07/07/08	07/16/08 23:14	SKC	MS-B1	9.700	BRG0694	ND	A10
Hexachloroethane	ND	ug/L	20		EPA-8270C	07/07/08	07/16/08 23:14	SKC	MS-B1	9.700	BRG0694	ND	A10
Indeno[1,2,3-cd]pyrene	ND	ug/L	20		EPA-8270C	07/07/08	07/16/08 23:14	SKC	MS-B1	9.700	BRG0694	ND	A10
Isophorone	ND	ug/L	20		EPA-8270C	07/07/08	07/16/08 23:14	SKC	MS-B1	9.700	BRG0694	ND	A10
2-Methylnaphthalene	270	ug/L	20		EPA-8270C	07/07/08	07/16/08 23:14	SKC	MS-B1	9.700	BRG0694	ND	A10
Naphthalene	750	ug/L	20		EPA-8270C	07/07/08	07/16/08 23:14	SKC	MS-B1	9.700	BRG0694	ND	A10
2-Nitroaniline	ND	ug/L	20		EPA-8270C	07/07/08	07/16/08 23:14	SKC	MS-B1	9.700	BRG0694	ND	A10
3-Nitroaniline	ND	ug/L	20		EPA-8270C	07/07/08	07/16/08 23:14	SKC	MS-B1	9.700	BRG0694	ND	A10
4-Nitroaniline	ND	ug/L	50		EPA-8270C	07/07/08	07/16/08 23:14	SKC	MS-B1	9.700	BRG0694	ND	A10
Nitrobenzene	ND	ug/L	20		EPA-8270C	07/07/08	07/16/08 23:14	SKC	MS-B1	9.700	BRG0694	ND	A10

The results in this report apply to the samples analyzed in accordance with the chain of custody document. This analytical report must be reproduced in its entirety. All results listed in this report are for the exclusive use of the submitting party. BC Laboratories, Inc. assumes no responsibility for report alteration, separation, detachment or third party interpretation. 4100 Atlas Court Bakersfield, CA 93308 (661) 327-4911 FAX (661) 327-1918 www.bclabs.com



TRC
21 Technology Drive
Irvine, CA 92618

Project: 1156
Project Number: [none]
Project Manager: Anju Farfan

Reported: 07/18/2008 21:21

Base Neutral and Acid Extractables Organic Analysis (EPA Method 8270C)

BCL Sample ID: 0808614-08		Client Sample Name: 1156, MW-1, MW-1, 7/3/2008 11:02:00AM												
Constituent	Result	Units	PQL	MDL	Method	Prep	Run		Analyst	Instru- ment ID	Dilution	QC	MB	Lab
						Date	Date/Time	Batch ID				Bias	Quals	
N-Nitrosodi-N-propylamine	ND	ug/L	20		EPA-8270C	07/07/08	07/16/08	23:14	SKC	MS-B1	9.700	BRG0694	ND	A10
N-Nitrosodiphenylamine	ND	ug/L	20		EPA-8270C	07/07/08	07/16/08	23:14	SKC	MS-B1	9.700	BRG0694	ND	A10
Phenanthrene	ND	ug/L	20		EPA-8270C	07/07/08	07/16/08	23:14	SKC	MS-B1	9.700	BRG0694	ND	A10
Pyrene	ND	ug/L	20		EPA-8270C	07/07/08	07/16/08	23:14	SKC	MS-B1	9.700	BRG0694	ND	A10
1,2,4-Trichlorobenzene	ND	ug/L	20		EPA-8270C	07/07/08	07/16/08	23:14	SKC	MS-B1	9.700	BRG0694	ND	A10
4-Chloro-3-methylphenol	ND	ug/L	50		EPA-8270C	07/07/08	07/16/08	23:14	SKC	MS-B1	9.700	BRG0694	ND	A10
2-Chlorophenol	ND	ug/L	20		EPA-8270C	07/07/08	07/16/08	23:14	SKC	MS-B1	9.700	BRG0694	ND	A10
2,4-Dichlorophenol	ND	ug/L	20		EPA-8270C	07/07/08	07/16/08	23:14	SKC	MS-B1	9.700	BRG0694	ND	A10
2,4-Dimethylphenol	ND	ug/L	20		EPA-8270C	07/07/08	07/16/08	23:14	SKC	MS-B1	9.700	BRG0694	ND	A10
4,6-Dinitro-2-methylphenol	ND	ug/L	100		EPA-8270C	07/07/08	07/16/08	23:14	SKC	MS-B1	9.700	BRG0694	ND	A10
2,4-Dinitrophenol	ND	ug/L	100		EPA-8270C	07/07/08	07/16/08	23:14	SKC	MS-B1	9.700	BRG0694	ND	A10
2-Methylphenol	ND	ug/L	20		EPA-8270C	07/07/08	07/16/08	23:14	SKC	MS-B1	9.700	BRG0694	ND	A10
3- & 4-Methylphenol	ND	ug/L	20		EPA-8270C	07/07/08	07/16/08	23:14	SKC	MS-B1	9.700	BRG0694	ND	A10
2-Nitrophenol	ND	ug/L	20		EPA-8270C	07/07/08	07/16/08	23:14	SKC	MS-B1	9.700	BRG0694	ND	A10
4-Nitrophenol	ND	ug/L	20		EPA-8270C	07/07/08	07/16/08	23:14	SKC	MS-B1	9.700	BRG0694	ND	A10
Pentachlorophenol	ND	ug/L	100		EPA-8270C	07/07/08	07/16/08	23:14	SKC	MS-B1	9.700	BRG0694	ND	A10
Phenol	ND	ug/L	20		EPA-8270C	07/07/08	07/16/08	23:14	SKC	MS-B1	9.700	BRG0694	ND	A10
2,4,5-Trichlorophenol	ND	ug/L	50		EPA-8270C	07/07/08	07/16/08	23:14	SKC	MS-B1	9.700	BRG0694	ND	A10
2,4,6-Trichlorophenol	ND	ug/L	50		EPA-8270C	07/07/08	07/16/08	23:14	SKC	MS-B1	9.700	BRG0694	ND	A10
2-Fluorophenol (Surrogate)	85.0	%	26 - 92 (LCL - UCL)		EPA-8270C	07/07/08	07/16/08	23:14	SKC	MS-B1	9.700	BRG0694		A10
Phenol-d5 (Surrogate)	51.3	%	11 - 70 (LCL - UCL)		EPA-8270C	07/07/08	07/16/08	23:14	SKC	MS-B1	9.700	BRG0694		A10
Nitrobenzene-d5 (Surrogate)	99.9	%	47 - 121 (LCL - UCL)		EPA-8270C	07/07/08	07/16/08	23:14	SKC	MS-B1	9.700	BRG0694		A10
2-Fluorobiphenyl (Surrogate)	81.5	%	43 - 111 (LCL - UCL)		EPA-8270C	07/07/08	07/16/08	23:14	SKC	MS-B1	9.700	BRG0694		A10

The results in this report apply to the samples analyzed in accordance with the chain of custody document. This analytical report must be reproduced in its entirety. All results listed in this report are for the exclusive use of the submitting party. BC Laboratories, Inc. assumes no responsibility for report alteration, separation, detachment or third party interpretation.
4100 Atlas Court Bakersfield, CA 93308 (661) 327-4911 FAX (661) 327-1918 www.bclabs.com



TRC
21 Technology Drive
Irvine, CA 92618

Project: 1156
Project Number: [none]
Project Manager: Anju Farfan

Reported: 07/18/2008 21:21

Base Neutral and Acid Extractables Organic Analysis (EPA Method 8270C)

BCL Sample ID: 0808614-08 Client Sample Name: 1156, MW-1, MW-1, 7/3/2008 11:02:00AM

Constituent	Result	Units	PQL	MDL	Method	Prep	Run	Analyst	Instru-	Dilution	QC	MB	Lab
						Date	Date/Time		ment ID		Batch ID	Bias	Quals
2,4,6-Tribromophenol (Surrogate)	94.3	%	44 - 124 (LCL - UCL)		EPA-8270C	07/07/08	07/16/08 23:14	SKC	MS-B1	9.700	BRG0694		A10
p-Terphenyl-d14 (Surrogate)	90.3	%	46 - 102 (LCL - UCL)		EPA-8270C	07/07/08	07/16/08 23:14	SKC	MS-B1	9.700	BRG0694		A10



TRC
21 Technology Drive
Irvine, CA 92618

Project: 1156
Project Number: [none]
Project Manager: Anju Farfan

Reported: 07/18/2008 21:21

Purgeable Aromatics and Total Petroleum Hydrocarbons

BCL Sample ID: 0808614-08 Client Sample Name: 1156, MW-1, MW-1, 7/3/2008 11:02:00AM

Constituent	Result	Units	PQL	MDL	Method	Prep	Run	Analyst	Instru- ment ID	Dilution	QC	MB	Lab
						Date	Date/Time				Batch ID	Bias	Quals
Benzene	7000	ug/L	30		EPA-8021	07/07/08	07/08/08 05:06	JCC	GC-V4	100	BRG0284	ND	A01
Toluene	16000	ug/L	60		EPA-8021	07/07/08	07/08/08 04:42	JCC	GC-V4	200	BRG0284	ND	A01
Ethylbenzene	3500	ug/L	30		EPA-8021	07/07/08	07/08/08 05:06	JCC	GC-V4	100	BRG0284	ND	A01
Total Xylenes	15000	ug/L	60		EPA-8021	07/07/08	07/08/08 05:06	JCC	GC-V4	100	BRG0284	ND	A01
Gasoline Range Organics (C4 - C12)	92000	ug/L	5000		Luft	07/07/08	07/08/08 05:06	JCC	GC-V4	100	BRG0284	ND	A01
a,a,a-Trifluorotoluene (PID Surrogate)	98.8	%	70 - 130 (LCL - UCL)		EPA-8021	07/07/08	07/08/08 04:42	JCC	GC-V4	200	BRG0284		
a,a,a-Trifluorotoluene (PID Surrogate)	106	%	70 - 130 (LCL - UCL)		EPA-8021	07/07/08	07/08/08 05:06	JCC	GC-V4	100	BRG0284		
a,a,a-Trifluorotoluene (FID Surrogate)	100	%	70 - 130 (LCL - UCL)		Luft	07/07/08	07/08/08 04:42	JCC	GC-V4	1	BRG0284		
a,a,a-Trifluorotoluene (FID Surrogate)	110	%	70 - 130 (LCL - UCL)		Luft	07/07/08	07/08/08 05:06	JCC	GC-V4	100	BRG0284		

The results in this report apply to the samples analyzed in accordance with the chain of custody document. This analytical report must be reproduced in its entirety. All results listed in this report are for the exclusive use of the submitting party. BC Laboratories, Inc. assumes no responsibility for report alteration, separation, detachment or third party interpretation. 4100 Atlas Court Bakersfield, CA 93308 (661) 327-4911 FAX (661) 327-1918 www.bclabs.com



TRC
21 Technology Drive
Irvine, CA 92618

Project: 1156
Project Number: [none]
Project Manager: Anju Farfan

Reported: 07/18/2008 21:21

Total Petroleum Hydrocarbons

BCL Sample ID: 0808614-08 Client Sample Name: 1156, MW-1, MW-1, 7/3/2008 11:02:00AM

Constituent	Result	Units	PQL	MDL	Method	Prep	Run	Instru- ment ID	QC Batch ID	MB Bias	Lab Quals
						Date	Date/Time				
Diesel Range Organics (C12 - C24)	9300	ug/L	1000		Luft/TPHd	07/12/08	07/17/08 09:44	GC-5	BRG1088	ND	A01
Tetracosane (Surrogate)	0	%	28 - 139 (LCL - UCL)		Luft/TPHd	07/12/08	07/17/08 09:44	GC-5	BRG1088		A01,A17



TRC
21 Technology Drive
Irvine, CA 92618

Project: 1156
Project Number: [none]
Project Manager: Anju Farfan

Reported: 07/18/2008 21:21

Volatile Organic Analysis (EPA Method 8260)

Quality Control Report - Precision & Accuracy

Constituent	Batch ID	QC Sample Type	Source Sample ID	Source Result	Result	Spike Added	Units	RPD	Control Limits	
									Percent Recovery	Percent Recovery Lab Quals
1,2-Dichloroethane-d4 (Surrogate)	BRG0163	Matrix Spike	0807421-68	ND	8.9693	10.000	ug/L		89.7	76 - 114
		Matrix Spike Duplicate	0807421-68	ND	8.7177	10.000	ug/L		87.2	76 - 114
Toluene-d8 (Surrogate)	BRG0163	Matrix Spike	0807421-68	ND	9.9164	10.000	ug/L		99.2	88 - 110
		Matrix Spike Duplicate	0807421-68	ND	9.8582	10.000	ug/L		98.6	88 - 110
4-Bromofluorobenzene (Surrogate)	BRG0163	Matrix Spike	0807421-68	ND	9.6262	10.000	ug/L		96.3	86 - 115
		Matrix Spike Duplicate	0807421-68	ND	9.5935	10.000	ug/L		95.9	86 - 115
Bromodichloromethane	BRG0286	Matrix Spike	0807421-70	0	22.593	25.000	ug/L		90.4	70 - 130
		Matrix Spike Duplicate	0807421-70	0	22.944	25.000	ug/L	1.5	91.8	20 70 - 130
Chlorobenzene	BRG0286	Matrix Spike	0807421-70	0	23.915	25.000	ug/L		95.7	70 - 130
		Matrix Spike Duplicate	0807421-70	0	24.158	25.000	ug/L	0.9	96.6	20 70 - 130
Chloroethane	BRG0286	Matrix Spike	0807421-70	0	22.675	25.000	ug/L		90.7	70 - 130
		Matrix Spike Duplicate	0807421-70	0	23.068	25.000	ug/L	1.7	92.3	20 70 - 130
1,4-Dichlorobenzene	BRG0286	Matrix Spike	0807421-70	0	24.168	25.000	ug/L		96.7	70 - 130
		Matrix Spike Duplicate	0807421-70	0	24.479	25.000	ug/L	1.2	97.9	20 70 - 130
1,1-Dichloroethane	BRG0286	Matrix Spike	0807421-70	0	22.730	25.000	ug/L		90.9	70 - 130
		Matrix Spike Duplicate	0807421-70	0	23.363	25.000	ug/L	2.8	93.5	20 70 - 130
1,1-Dichloroethene	BRG0286	Matrix Spike	0807421-70	0	24.646	25.000	ug/L		98.6	70 - 130
		Matrix Spike Duplicate	0807421-70	0	25.256	25.000	ug/L	2.4	101	20 70 - 130
Trichloroethene	BRG0286	Matrix Spike	0807421-70	0	27.326	25.000	ug/L		109	70 - 130
		Matrix Spike Duplicate	0807421-70	0	26.269	25.000	ug/L	3.7	105	20 70 - 130
1,2-Dichloroethane-d4 (Surrogate)	BRG0286	Matrix Spike	0807421-70	ND	9.1657	10.000	ug/L		91.7	76 - 114
		Matrix Spike Duplicate	0807421-70	ND	9.0324	10.000	ug/L		90.3	76 - 114
Toluene-d8 (Surrogate)	BRG0286	Matrix Spike	0807421-70	ND	10.094	10.000	ug/L		101	88 - 110
		Matrix Spike Duplicate	0807421-70	ND	9.9311	10.000	ug/L		99.3	88 - 110
4-Bromofluorobenzene (Surrogate)	BRG0286	Matrix Spike	0807421-70	ND	9.8440	10.000	ug/L		98.4	86 - 115
		Matrix Spike Duplicate	0807421-70	ND	9.6467	10.000	ug/L		96.5	86 - 115

The results in this report apply to the samples analyzed in accordance with the chain of custody document. This analytical report must be reproduced in its entirety. All results listed in this report are for the exclusive use of the submitting party. BC Laboratories, Inc. assumes no responsibility for report alteration, separation, detachment or third party interpretation. 4100 Atlas Court Bakersfield, CA 93308 (661) 327-4911 FAX (661) 327-1918 www.bclabs.com



TRC
21 Technology Drive
Irvine, CA 92618


Project: 1156
Project Number: [none]
Project Manager: Anju Farfan

Reported: 07/18/2008 21:21

Base Neutral and Acid Extractables Organic Analysis (EPA Method 8270C) Quality Control Report - Precision & Accuracy

Constituent	Batch ID	QC Sample Type	Source Sample ID	Source Result	Result	Spike Added	Units	RPD	Percent Recovery	Control Limits	
										RPD	Percent Recovery Lab Quals
Acenaphthene	BRG0694	Matrix Spike	0807421-41	0	45.635	50.000	ug/L		91.3		0 - 154
		Matrix Spike Duplicate	0807421-41	0	40.807	50.000	ug/L	11.2	81.6	30	0 - 154
1,4-Dichlorobenzene	BRG0694	Matrix Spike	0807421-41	0	36.530	50.000	ug/L		73.1		44 - 103
		Matrix Spike Duplicate	0807421-41	0	32.684	50.000	ug/L	11.1	65.4	30	44 - 103
2,4-Dinitrotoluene	BRG0694	Matrix Spike	0807421-41	0	39.271	50.000	ug/L		78.5		36 - 114
		Matrix Spike Duplicate	0807421-41	0	34.694	50.000	ug/L	12.3	69.4	30	36 - 114
Hexachlorobenzene	BRG0694	Matrix Spike	0807421-41	0	34.100	50.000	ug/L		68.2		41 - 106
		Matrix Spike Duplicate	0807421-41	0	32.320	50.000	ug/L	5.4	64.6	30	41 - 106
Hexachlorobutadiene	BRG0694	Matrix Spike	0807421-41	0	31.053	50.000	ug/L		62.1		31 - 90
		Matrix Spike Duplicate	0807421-41	0	27.475	50.000	ug/L	12.1	55.0	30	31 - 90
Hexachloroethane	BRG0694	Matrix Spike	0807421-41	0	36.109	50.000	ug/L		72.2		40 - 103
		Matrix Spike Duplicate	0807421-41	0	32.458	50.000	ug/L	10.6	64.9	30	40 - 103
Nitrobenzene	BRG0694	Matrix Spike	0807421-41	0	36.596	50.000	ug/L		73.2		44 - 106
		Matrix Spike Duplicate	0807421-41	0	33.077	50.000	ug/L	10.0	66.2	30	44 - 106
N-Nitrosodi-N-propylamine	BRG0694	Matrix Spike	0807421-41	0	31.663	50.000	ug/L		63.3		35 - 103
		Matrix Spike Duplicate	0807421-41	0	31.500	50.000	ug/L	0.5	63.0	30	35 - 103
Pyrene	BRG0694	Matrix Spike	0807421-41	0	61.831	50.000	ug/L		124		28 - 120 Q03
		Matrix Spike Duplicate	0807421-41	0	54.491	50.000	ug/L	12.9	109	30	28 - 120
1,2,4-Trichlorobenzene	BRG0694	Matrix Spike	0807421-41	0	35.837	50.000	ug/L		71.7		38 - 101
		Matrix Spike Duplicate	0807421-41	0	31.032	50.000	ug/L	14.3	62.1	30	38 - 101
4-Chloro-3-methylphenol	BRG0694	Matrix Spike	0807421-41	0	45.810	50.000	ug/L		91.6		25 - 139
		Matrix Spike Duplicate	0807421-41	0	40.903	50.000	ug/L	11.3	81.8	30	25 - 139
2-Chlorophenol	BRG0694	Matrix Spike	0807421-41	0	36.398	50.000	ug/L		72.8		42 - 113
		Matrix Spike Duplicate	0807421-41	0	32.839	50.000	ug/L	10.3	65.7	30	42 - 113
2-Methylphenol	BRG0694	Matrix Spike	0807421-41	0	35.169	50.000	ug/L		70.3		5 - 128
		Matrix Spike Duplicate	0807421-41	0	32.530	50.000	ug/L	7.7	65.1	30	5 - 128

The results in this report apply to the samples analyzed in accordance with the chain of custody document. This analytical report must be reproduced in its entirety. All results listed in this report are for the exclusive use of the submitting party. BC Laboratories, Inc. assumes no responsibility for report alteration, separation, detachment or third party interpretation.
4100 Atlas Court Bakersfield, CA 93308 (661) 327-4911 FAX (661) 327-1918 www.bclabs.com


 TRC
 21 Technology Drive
 Irvine, CA 92618

 Project: 1156
 Project Number: [none]
 Project Manager: Anju Farfan

Reported: 07/18/2008 21:21

Base Neutral and Acid Extractables Organic Analysis (EPA Method 8270C)

Quality Control Report - Precision & Accuracy

Constituent	Batch ID	QC Sample Type	Source Sample ID	Source Result	Result	Spike Added	Units	RPD	Percent Recovery	Control Limits	
										RPD	Percent Recovery Lab Quals
3- & 4-Methylphenol	BRG0694	Matrix Spike	0807421-41	0	64.507	50.000	ug/L		129		3 - 212
		Matrix Spike Duplicate	0807421-41	0	59.078	50.000	ug/L	8.9	118	30	3 - 212
4-Nitrophenol	BRG0694	Matrix Spike	0807421-41	0	22.334	50.000	ug/L		44.7		0 - 99
		Matrix Spike Duplicate	0807421-41	0	19.264	50.000	ug/L	14.9	38.5	30	0 - 99
Pentachlorophenol	BRG0694	Matrix Spike	0807421-41	0	39.129	50.000	ug/L		78.3		25 - 136
		Matrix Spike Duplicate	0807421-41	0	35.086	50.000	ug/L	10.9	70.2	30	25 - 136
Phenol	BRG0694	Matrix Spike	0807421-41	0	17.831	50.000	ug/L		35.7		14 - 63
		Matrix Spike Duplicate	0807421-41	0	16.774	50.000	ug/L	6.4	33.5	30	14 - 63
2,4,6-Trichlorophenol	BRG0694	Matrix Spike	0807421-41	0	46.310	50.000	ug/L		92.6		45 - 123
		Matrix Spike Duplicate	0807421-41	0	38.942	50.000	ug/L	17.2	77.9	30	45 - 123
2-Fluorophenol (Surrogate)	BRG0694	Matrix Spike	0807421-41	ND	39.980	80.000	ug/L		50.0		26 - 92
		Matrix Spike Duplicate	0807421-41	ND	38.620	80.000	ug/L		48.3		26 - 92
Phenol-d5 (Surrogate)	BRG0694	Matrix Spike	0807421-41	ND	27.920	80.000	ug/L		34.9		11 - 70
		Matrix Spike Duplicate	0807421-41	ND	25.670	80.000	ug/L		32.1		11 - 70
Nitrobenzene-d5 (Surrogate)	BRG0694	Matrix Spike	0807421-41	ND	60.950	80.000	ug/L		76.2		47 - 121
		Matrix Spike Duplicate	0807421-41	ND	58.560	80.000	ug/L		73.2		47 - 121
2-Fluorobiphenyl (Surrogate)	BRG0694	Matrix Spike	0807421-41	ND	61.970	80.000	ug/L		77.5		43 - 111
		Matrix Spike Duplicate	0807421-41	ND	55.250	80.000	ug/L		69.1		43 - 111
2,4,6-Tribromophenol (Surrogate)	BRG0694	Matrix Spike	0807421-41	ND	59.870	80.000	ug/L		74.8		44 - 124
		Matrix Spike Duplicate	0807421-41	ND	52.670	80.000	ug/L		65.8		44 - 124
p-Terphenyl-d14 (Surrogate)	BRG0694	Matrix Spike	0807421-41	ND	37.890	40.000	ug/L		94.7		46 - 102
		Matrix Spike Duplicate	0807421-41	ND	32.010	40.000	ug/L		80.0		46 - 102

The results in this report apply to the samples analyzed in accordance with the chain of custody document. This analytical report must be reproduced in its entirety. All results listed in this report are for the exclusive use of the submitting party. BC Laboratories, Inc. assumes no responsibility for report alteration, separation, detachment or third party interpretation.



TRC
21 Technology Drive
Irvine, CA 92618

Project: 1156
Project Number: [none]
Project Manager: Anju Farfan

Reported: 07/18/2008 21:21

Purgeable Aromatics and Total Petroleum Hydrocarbons Quality Control Report - Precision & Accuracy

Constituent	Batch ID	QC Sample Type	Source Sample ID	Source Result	Result	Spike Added	Units	RPD	Control Limits		
									Percent Recovery	RPD	Percent Recovery Lab Quals
Benzene	BRG0284	Matrix Spike	0807421-69	0	38.368	40.000	ug/L		95.9		70 - 130
		Matrix Spike Duplicate	0807421-69	0	38.338	40.000	ug/L	0.1	95.8	20	70 - 130
Toluene	BRG0284	Matrix Spike	0807421-69	0	38.487	40.000	ug/L		96.2		70 - 130
		Matrix Spike Duplicate	0807421-69	0	38.503	40.000	ug/L	0.1	96.3	20	70 - 130
Ethylbenzene	BRG0284	Matrix Spike	0807421-69	0	38.637	40.000	ug/L		96.6		70 - 130
		Matrix Spike Duplicate	0807421-69	0	38.513	40.000	ug/L	0.3	96.3	20	70 - 130
Total Xylenes	BRG0284	Matrix Spike	0807421-69	0	117.26	120.00	ug/L		97.7		70 - 130
		Matrix Spike Duplicate	0807421-69	0	118.25	120.00	ug/L	0.8	98.5	20	70 - 130
Gasoline Range Organics (C4 - C12)	BRG0284	Matrix Spike	0807421-69	0	999.19	1000.0	ug/L		99.9		70 - 130
		Matrix Spike Duplicate	0807421-69	0	1068.9	1000.0	ug/L	6.9	107	20	70 - 130
a,a,a-Trifluorotoluene (PID Surrogate)	BRG0284	Matrix Spike	0807421-69	ND	38.384	40.000	ug/L		96.0		70 - 130
		Matrix Spike Duplicate	0807421-69	ND	38.321	40.000	ug/L		95.8		70 - 130
a,a,a-Trifluorotoluene (FID Surrogate)	BRG0284	Matrix Spike	0807421-69	ND	38.973	40.000	ug/L		97.4		70 - 130
		Matrix Spike Duplicate	0807421-69	ND	39.524	40.000	ug/L		98.8		70 - 130

The results in this report apply to the samples analyzed in accordance with the chain of custody document. This analytical report must be reproduced in its entirety. All results listed in this report are for the exclusive use of the submitting party. BC Laboratories, Inc. assumes no responsibility for report alteration, separation, detachment or third party interpretation. 4100 Atlas Court Bakersfield, CA 93308 (661) 327-4911 FAX (661) 327-1918 www.bclabs.com




TRC
21 Technology Drive
Irvine, CA 92618

Project: 1156
Project Number: [none]
Project Manager: Anju Farfan

Reported: 07/18/2008 21:21

Total Petroleum Hydrocarbons Quality Control Report - Precision & Accuracy

Constituent	Batch ID	QC Sample Type	Source Sample ID	Source Result	Result	Spike Added	Units	RPD	Percent Recovery	Control Limits	
										RPD	Percent Recovery Lab Quals
Diesel Range Organics (C12 - C24)	BRG1088	Matrix Spike	0714945-16	0	349.37	500.00	ug/L		69.9		36 - 130
		Matrix Spike Duplicate	0714945-16	0	376.03	500.00	ug/L	7.3	75.2	30	36 - 130
Tetracosane (Surrogate)	BRG1088	Matrix Spike	0714945-16	ND	14.418	20.000	ug/L		72.1		28 - 139
		Matrix Spike Duplicate	0714945-16	ND	16.639	20.000	ug/L		83.2		28 - 139



TRC
21 Technology Drive
Irvine, CA 92618

Project: 1156
Project Number: [none]
Project Manager: Anju Farfan

Reported: 07/18/2008 21:21

Volatile Organic Analysis (EPA Method 8260) Quality Control Report - Laboratory Control Sample

Constituent	Batch ID	QC Sample ID	QC Type	Result	Spike Level	PQL	Units	Percent Recovery	RPD	Control Limits		Lab Quals
										Percent Recovery	RPD	
1,2-Dichloroethane-d4 (Surrogate)	BRG0163	BRG0163-BS1	LCS	9.2124	10.000		ug/L	92.1		76 - 114		
Toluene-d8 (Surrogate)	BRG0163	BRG0163-BS1	LCS	9.8961	10.000		ug/L	99.0		88 - 110		
4-Bromofluorobenzene (Surrogate)	BRG0163	BRG0163-BS1	LCS	9.5512	10.000		ug/L	95.5		86 - 115		
Bromodichloromethane	BRG0286	BRG0286-BS1	LCS	21.676	25.000	0.50	ug/L	86.7		70 - 130		
Chlorobenzene	BRG0286	BRG0286-BS1	LCS	21.047	25.000	0.50	ug/L	84.2		70 - 130		
Chloroethane	BRG0286	BRG0286-BS1	LCS	21.130	25.000	0.50	ug/L	84.5		70 - 130		
1,4-Dichlorobenzene	BRG0286	BRG0286-BS1	LCS	20.630	25.000	0.50	ug/L	82.5		70 - 130		
1,1-Dichloroethane	BRG0286	BRG0286-BS1	LCS	21.314	25.000	0.50	ug/L	85.3		70 - 130		
1,1-Dichloroethene	BRG0286	BRG0286-BS1	LCS	21.641	25.000	0.50	ug/L	86.6		70 - 130		
Trichloroethene	BRG0286	BRG0286-BS1	LCS	23.442	25.000	0.50	ug/L	93.8		70 - 130		
1,2-Dichloroethane-d4 (Surrogate)	BRG0286	BRG0286-BS1	LCS	9.0956	10.000		ug/L	91.0		76 - 114		
Toluene-d8 (Surrogate)	BRG0286	BRG0286-BS1	LCS	9.8734	10.000		ug/L	98.7		88 - 110		
4-Bromofluorobenzene (Surrogate)	BRG0286	BRG0286-BS1	LCS	9.8694	10.000		ug/L	98.7		86 - 115		



TRC
21 Technology Drive
Irvine, CA 92618

Project: 1156
Project Number: [none]
Project Manager: Anju Farfan

Reported: 07/18/2008 21:21

Base Neutral and Acid Extractables Organic Analysis (EPA Method 8270C)

Quality Control Report - Laboratory Control Sample

Constituent	Batch ID	QC Sample ID	QC Type	Result	Spike Level	PQL	Units	Control Limits		Lab Quals
								Percent Recovery	RPD	
Acenaphthene	BRG0694	BRG0694-BS1	LCS	37.085	50.000	2.0	ug/L	74.2	34 - 134	
1,4-Dichlorobenzene	BRG0694	BRG0694-BS1	LCS	32.619	50.000	2.0	ug/L	65.2	31 - 123	
2,4-Dinitrotoluene	BRG0694	BRG0694-BS1	LCS	31.399	50.000	2.0	ug/L	62.8	37 - 118	
Hexachlorobenzene	BRG0694	BRG0694-BS1	LCS	27.702	50.000	2.0	ug/L	55.4	36 - 121	
Hexachlorobutadiene	BRG0694	BRG0694-BS1	LCS	27.822	50.000	2.0	ug/L	55.6	25 - 102	
Hexachloroethane	BRG0694	BRG0694-BS1	LCS	31.408	50.000	2.0	ug/L	62.8	23 - 126	
Nitrobenzene	BRG0694	BRG0694-BS1	LCS	32.287	50.000	2.0	ug/L	64.6	42 - 113	
N-Nitrosodi-N-propylamine	BRG0694	BRG0694-BS1	LCS	29.967	50.000	2.0	ug/L	59.9	18 - 129	
Pyrene	BRG0694	BRG0694-BS1	LCS	45.165	50.000	2.0	ug/L	90.3	18 - 139	
1,2,4-Trichlorobenzene	BRG0694	BRG0694-BS1	LCS	31.230	50.000	2.0	ug/L	62.5	32 - 116	
4-Chloro-3-methylphenol	BRG0694	BRG0694-BS1	LCS	37.822	50.000	5.0	ug/L	75.6	29 - 149	
2-Chlorophenol	BRG0694	BRG0694-BS1	LCS	33.029	50.000	2.0	ug/L	66.1	26 - 136	
2-Methylphenol	BRG0694	BRG0694-BS1	LCS	31.686	50.000	2.0	ug/L	63.4	24 - 125	
3- & 4-Methylphenol	BRG0694	BRG0694-BS1	LCS	55.277	50.000	2.0	ug/L	111	31 - 210	
4-Nitrophenol	BRG0694	BRG0694-BS1	LCS	17.177	50.000	2.0	ug/L	34.4	0 - 95	
Pentachlorophenol	BRG0694	BRG0694-BS1	LCS	31.969	50.000	10	ug/L	63.9	29 - 142	
Phenol	BRG0694	BRG0694-BS1	LCS	15.782	50.000	2.0	ug/L	31.6	1 - 76	
2,4,6-Trichlorophenol	BRG0694	BRG0694-BS1	LCS	34.998	50.000	5.0	ug/L	70.0	35 - 142	
2-Fluorophenol (Surrogate)	BRG0694	BRG0694-BS1	LCS	36.230	80.000		ug/L	45.3	26 - 92	
Phenol-d5 (Surrogate)	BRG0694	BRG0694-BS1	LCS	24.180	80.000		ug/L	30.2	11 - 70	
Nitrobenzene-d5 (Surrogate)	BRG0694	BRG0694-BS1	LCS	56.790	80.000		ug/L	71.0	47 - 121	
2-Fluorobiphenyl (Surrogate)	BRG0694	BRG0694-BS1	LCS	53.340	80.000		ug/L	66.7	43 - 111	
2,4,6-Tribromophenol (Surrogate)	BRG0694	BRG0694-BS1	LCS	46.220	80.000		ug/L	57.8	44 - 124	

The results in this report apply to the samples analyzed in accordance with the chain of custody document. This analytical report must be reproduced in its entirety. All results listed in this report are for the exclusive use of the submitting party. BC Laboratories, Inc. assumes no responsibility for report alteration, separation, detachment or third party interpretation. 4100 Atlas Court Bakersfield, CA 93308 (661) 327-4911 FAX (661) 327-1918 www.bclabs.com




TRC
21 Technology Drive
Irvine, CA 92618

Project: 1156
Project Number: [none]
Project Manager: Anju Farfan

Reported: 07/18/2008 21:21

Base Neutral and Acid Extractables Organic Analysis (EPA Method 8270C) Quality Control Report - Laboratory Control Sample

Constituent	Batch ID	QC Sample ID	QC Type	Result	Spike Level	PQL	Units	Percent Recovery	RPD	Control Limits		Lab Quals
										Percent Recovery	RPD	
p-Terphenyl-d14 (Surrogate)	BRG0694	BRG0694-BS1	LCS	28.180	40.000		ug/L	70.4		46 - 102		




TRC
21 Technology Drive
Irvine, CA 92618

Project: 1156
Project Number: [none]
Project Manager: Anju Farfan

Reported: 07/18/2008 21:21

Purgeable Aromatics and Total Petroleum Hydrocarbons Quality Control Report - Laboratory Control Sample

Constituent	Batch ID	QC Sample ID	QC Type	Result	Spike Level	PQL	Units	Percent Recovery	Control Limits		Lab Quals
									RPD	Percent Recovery	
Benzene	BRG0284	BRG0284-BS1	LCS	37.752	40.000	0.30	ug/L	94.4		85 - 115	
Toluene	BRG0284	BRG0284-BS1	LCS	37.993	40.000	0.30	ug/L	95.0		85 - 115	
Ethylbenzene	BRG0284	BRG0284-BS1	LCS	38.218	40.000	0.30	ug/L	95.5		85 - 115	
Total Xylenes	BRG0284	BRG0284-BS1	LCS	116.45	120.00	0.60	ug/L	97.0		85 - 115	
Gasoline Range Organics (C4 - C12)	BRG0284	BRG0284-BS1	LCS	988.92	1000.0	50	ug/L	98.9		85 - 115	
a,a,a-Trifluorotoluene (PID Surrogate)	BRG0284	BRG0284-BS1	LCS	37.545	40.000		ug/L	93.9		70 - 130	
a,a,a-Trifluorotoluene (FID Surrogate)	BRG0284	BRG0284-BS1	LCS	37.546	40.000		ug/L	93.9		70 - 130	



TRC
21 Technology Drive
Irvine, CA 92618

Project: 1156
Project Number: [none]
Project Manager: Anju Farfan

Reported: 07/18/2008 21:21

Total Petroleum Hydrocarbons Quality Control Report - Laboratory Control Sample

Constituent	Batch ID	QC Sample ID	QC Type	Result	Spike Level	PQL	Units	Percent Recovery	RPD	Control Limits		Lab Quals
										Percent Recovery	RPD	
Diesel Range Organics (C12 - C24)	BRG1088	BRG1088-BS1	LCS	377.67	500.00	50	ug/L	75.5		48 - 125		
Tetracosane (Surrogate)	BRG1088	BRG1088-BS1	LCS	16.889	20.000		ug/L	84.4		28 - 139		



TRC
21 Technology Drive
Irvine, CA 92618

Project: 1156
Project Number: [none]
Project Manager: Anju Farfan

Reported: 07/18/2008 21:21

Volatile Organic Analysis (EPA Method 8260) Quality Control Report - Method Blank Analysis

Constituent	Batch ID	QC Sample ID	MB Result	Units	PQL	MDL	Lab Quals
1,2-Dibromoethane	BRG0163	BRG0163-BLK1	ND	ug/L	0.50		
1,2-Dichloroethane	BRG0163	BRG0163-BLK1	ND	ug/L	0.50		
Methyl t-butyl ether	BRG0163	BRG0163-BLK1	ND	ug/L	0.50		
t-Amyl Methyl ether	BRG0163	BRG0163-BLK1	ND	ug/L	0.50		
t-Butyl alcohol	BRG0163	BRG0163-BLK1	ND	ug/L	10		
Diisopropyl ether	BRG0163	BRG0163-BLK1	ND	ug/L	0.50		
Ethanol	BRG0163	BRG0163-BLK1	ND	ug/L	250		
Ethyl t-butyl ether	BRG0163	BRG0163-BLK1	ND	ug/L	0.50		
1,2-Dichloroethane-d4 (Surrogate)	BRG0163	BRG0163-BLK1	86.9	%	76 - 114 (LCL - UCL)		
Toluene-d8 (Surrogate)	BRG0163	BRG0163-BLK1	97.2	%	88 - 110 (LCL - UCL)		
4-Bromofluorobenzene (Surrogate)	BRG0163	BRG0163-BLK1	90.3	%	86 - 115 (LCL - UCL)		
Bromodichloromethane	BRG0286	BRG0286-BLK1	ND	ug/L	0.50		
Bromoform	BRG0286	BRG0286-BLK1	ND	ug/L	0.50		
Bromomethane	BRG0286	BRG0286-BLK1	ND	ug/L	1.0		
Carbon tetrachloride	BRG0286	BRG0286-BLK1	ND	ug/L	0.50		
Chlorobenzene	BRG0286	BRG0286-BLK1	ND	ug/L	0.50		
Chloroethane	BRG0286	BRG0286-BLK1	ND	ug/L	0.50		
Chloroform	BRG0286	BRG0286-BLK1	ND	ug/L	0.50		
Chloromethane	BRG0286	BRG0286-BLK1	ND	ug/L	0.50		
Dibromochloromethane	BRG0286	BRG0286-BLK1	ND	ug/L	0.50		
1,2-Dibromoethane	BRG0286	BRG0286-BLK1	ND	ug/L	0.50		
1,2-Dichlorobenzene	BRG0286	BRG0286-BLK1	ND	ug/L	0.50		
1,3-Dichlorobenzene	BRG0286	BRG0286-BLK1	ND	ug/L	0.50		
1,4-Dichlorobenzene	BRG0286	BRG0286-BLK1	ND	ug/L	0.50		

The results in this report apply to the samples analyzed in accordance with the chain of custody document. This analytical report must be reproduced in its entirety.
All results listed in this report are for the exclusive use of the submitting party. BC Laboratories, Inc. assumes no responsibility for report alteration, separation, detachment or third party interpretation.
4100 Atlas Court Bakersfield, CA 93308 (661) 327-4911 FAX (661) 327-1918 www.bclabs.com



TRC
21 Technology Drive
Irvine, CA 92618


Project: 1156
Project Number: [none]
Project Manager: Anju Farfan

Reported: 07/18/2008 21:21

Volatiles Organic Analysis (EPA Method 8260) Quality Control Report - Method Blank Analysis

Constituent	Batch ID	QC Sample ID	MB Result	Units	PQL	MDL	Lab Quals
Dichlorodifluoromethane	BRG0286	BRG0286-BLK1	ND	ug/L	0.50		
1,1-Dichloroethane	BRG0286	BRG0286-BLK1	ND	ug/L	0.50		
1,2-Dichloroethane	BRG0286	BRG0286-BLK1	ND	ug/L	0.50		
1,1-Dichloroethene	BRG0286	BRG0286-BLK1	ND	ug/L	0.50		
cis-1,2-Dichloroethene	BRG0286	BRG0286-BLK1	ND	ug/L	0.50		
trans-1,2-Dichloroethene	BRG0286	BRG0286-BLK1	ND	ug/L	0.50		
1,2-Dichloropropane	BRG0286	BRG0286-BLK1	ND	ug/L	0.50		
cis-1,3-Dichloropropene	BRG0286	BRG0286-BLK1	ND	ug/L	0.50		
trans-1,3-Dichloropropene	BRG0286	BRG0286-BLK1	ND	ug/L	0.50		
Methylene chloride	BRG0286	BRG0286-BLK1	ND	ug/L	1.0		
Methyl t-butyl ether	BRG0286	BRG0286-BLK1	ND	ug/L	0.50		
1,1,2,2-Tetrachloroethane	BRG0286	BRG0286-BLK1	ND	ug/L	0.50		
Tetrachloroethene	BRG0286	BRG0286-BLK1	ND	ug/L	0.50		
1,1,1-Trichloroethane	BRG0286	BRG0286-BLK1	ND	ug/L	0.50		
1,1,2-Trichloroethane	BRG0286	BRG0286-BLK1	ND	ug/L	0.50		
Trichloroethene	BRG0286	BRG0286-BLK1	ND	ug/L	0.50		
Trichlorofluoromethane	BRG0286	BRG0286-BLK1	ND	ug/L	0.50		
1,1,2-Trichloro-1,2,2-trifluoroethane	BRG0286	BRG0286-BLK1	ND	ug/L	0.50		
Vinyl chloride	BRG0286	BRG0286-BLK1	ND	ug/L	0.50		
t-Amyl Methyl ether	BRG0286	BRG0286-BLK1	ND	ug/L	0.50		
t-Butyl alcohol	BRG0286	BRG0286-BLK1	ND	ug/L	10		
Diisopropyl ether	BRG0286	BRG0286-BLK1	ND	ug/L	0.50		
Ethanol	BRG0286	BRG0286-BLK1	ND	ug/L	250		
Ethyl t-butyl ether	BRG0286	BRG0286-BLK1	ND	ug/L	0.50		

The results in this report apply to the samples analyzed in accordance with the chain of custody document. This analytical report must be reproduced in its entirety. All results listed in this report are for the exclusive use of the submitting party. BC Laboratories, Inc. assumes no responsibility for report alteration, separation, detachment or third party interpretation.
4100 Atlas Court Bakersfield, CA 93308 (661) 327-4911 FAX (661) 327-1918 www.bclabs.com



TRC
21 Technology Drive
Irvine, CA 92618

Project: 1156
Project Number: [none]
Project Manager: Anju Farfan

Reported: 07/18/2008 21:21

Volatile Organic Analysis (EPA Method 8260) Quality Control Report - Method Blank Analysis

Constituent	Batch ID	QC Sample ID	MB Result	Units	PQL	MDL	Lab Quals
1,2-Dichloroethane-d4 (Surrogate)	BRG0286	BRG0286-BLK1	88.4	%	76 - 114 (LCL - UCL)		
Toluene-d8 (Surrogate)	BRG0286	BRG0286-BLK1	96.8	%	88 - 110 (LCL - UCL)		
4-Bromofluorobenzene (Surrogate)	BRG0286	BRG0286-BLK1	92.2	%	86 - 115 (LCL - UCL)		



TRC
21 Technology Drive
Irvine, CA 92618

Project: 1156
Project Number: [none]
Project Manager: Anju Farfan

Reported: 07/18/2008 21:21

Base Neutral and Acid Extractables Organic Analysis (EPA Method 8270C)

Quality Control Report - Method Blank Analysis

Constituent	Batch ID	QC Sample ID	MB Result	Units	PQL	MDL	Lab Quals
Acenaphthene	BRG0694	BRG0694-BLK1	ND	ug/L	2.0		
Acenaphthylene	BRG0694	BRG0694-BLK1	ND	ug/L	2.0		
Anthracene	BRG0694	BRG0694-BLK1	ND	ug/L	2.0		
Benzo[a]anthracene	BRG0694	BRG0694-BLK1	ND	ug/L	2.0		
Benzo[b]fluoranthene	BRG0694	BRG0694-BLK1	ND	ug/L	2.0		
Benzo[k]fluoranthene	BRG0694	BRG0694-BLK1	ND	ug/L	2.0		
Benzo[a]pyrene	BRG0694	BRG0694-BLK1	ND	ug/L	2.0		
Benzo[g,h,i]perylene	BRG0694	BRG0694-BLK1	ND	ug/L	2.0		
Benzoic acid	BRG0694	BRG0694-BLK1	ND	ug/L	10		
Benzyl alcohol	BRG0694	BRG0694-BLK1	ND	ug/L	2.0		
Benzyl butyl phthalate	BRG0694	BRG0694-BLK1	ND	ug/L	2.0		
bis(2-Chloroethoxy)methane	BRG0694	BRG0694-BLK1	ND	ug/L	2.0		
bis(2-Chloroethyl) ether	BRG0694	BRG0694-BLK1	ND	ug/L	2.0		
bis(2-Chloroisopropyl) ether	BRG0694	BRG0694-BLK1	ND	ug/L	2.0		
bis(2-Ethylhexyl)phthalate	BRG0694	BRG0694-BLK1	ND	ug/L	4.0		M03
4-Bromophenyl phenyl ether	BRG0694	BRG0694-BLK1	ND	ug/L	2.0		
4-Chloroaniline	BRG0694	BRG0694-BLK1	ND	ug/L	2.0		
2-Chloronaphthalene	BRG0694	BRG0694-BLK1	ND	ug/L	2.0		
4-Chlorophenyl phenyl ether	BRG0694	BRG0694-BLK1	ND	ug/L	2.0		
Chrysene	BRG0694	BRG0694-BLK1	ND	ug/L	2.0		
Dibenzo[a,h]anthracene	BRG0694	BRG0694-BLK1	ND	ug/L	3.0		
Dibenzofuran	BRG0694	BRG0694-BLK1	ND	ug/L	2.0		
1,2-Dichlorobenzene	BRG0694	BRG0694-BLK1	ND	ug/L	2.0		
1,3-Dichlorobenzene	BRG0694	BRG0694-BLK1	ND	ug/L	2.0		

The results in this report apply to the samples analyzed in accordance with the chain of custody document. This analytical report must be reproduced in its entirety. All results listed in this report are for the exclusive use of the submitting party. BC Laboratories, Inc. assumes no responsibility for report alteration, separation, detachment or third party interpretation. 4100 Atlas Court Bakersfield, CA 93308 (661) 327-4911 FAX (661) 327-1918 www.bclabs.com



TRC
21 Technology Drive
Irvine, CA 92618

Project: 1156
Project Number: [none]
Project Manager: Anju Farfan

Reported: 07/18/2008 21:21

Base Neutral and Acid Extractables Organic Analysis (EPA Method 8270C) Quality Control Report - Method Blank Analysis

Constituent	Batch ID	QC Sample ID	MB Result	Units	PQL	MDL	Lab Quals
1,4-Dichlorobenzene	BRG0694	BRG0694-BLK1	ND	ug/L	2.0		
3,3-Dichlorobenzidine	BRG0694	BRG0694-BLK1	ND	ug/L	10		
Diethyl phthalate	BRG0694	BRG0694-BLK1	ND	ug/L	2.0		
Dimethyl phthalate	BRG0694	BRG0694-BLK1	ND	ug/L	2.0		
Di-n-butyl phthalate	BRG0694	BRG0694-BLK1	ND	ug/L	2.0		
2,4-Dinitrotoluene	BRG0694	BRG0694-BLK1	ND	ug/L	2.0		
2,6-Dinitrotoluene	BRG0694	BRG0694-BLK1	ND	ug/L	2.0		
Di-n-octyl phthalate	BRG0694	BRG0694-BLK1	ND	ug/L	2.0		
Fluoranthene	BRG0694	BRG0694-BLK1	ND	ug/L	2.0		
Fluorene	BRG0694	BRG0694-BLK1	ND	ug/L	2.0		
Hexachlorobenzene	BRG0694	BRG0694-BLK1	ND	ug/L	2.0		
Hexachlorobutadiene	BRG0694	BRG0694-BLK1	ND	ug/L	2.0		
Hexachlorocyclopentadiene	BRG0694	BRG0694-BLK1	ND	ug/L	2.0		
Hexachloroethane	BRG0694	BRG0694-BLK1	ND	ug/L	2.0		
Indeno[1,2,3-cd]pyrene	BRG0694	BRG0694-BLK1	ND	ug/L	2.0		
Isophorone	BRG0694	BRG0694-BLK1	ND	ug/L	2.0		
2-Methylnaphthalene	BRG0694	BRG0694-BLK1	ND	ug/L	2.0		
Naphthalene	BRG0694	BRG0694-BLK1	ND	ug/L	2.0		
2-Nitroaniline	BRG0694	BRG0694-BLK1	ND	ug/L	2.0		
3-Nitroaniline	BRG0694	BRG0694-BLK1	ND	ug/L	2.0		
4-Nitroaniline	BRG0694	BRG0694-BLK1	ND	ug/L	5.0		
Nitrobenzene	BRG0694	BRG0694-BLK1	ND	ug/L	2.0		
N-Nitrosodi-N-propylamine	BRG0694	BRG0694-BLK1	ND	ug/L	2.0		
N-Nitrosodiphenylamine	BRG0694	BRG0694-BLK1	ND	ug/L	2.0		

The results in this report apply to the samples analyzed in accordance with the chain of custody document. This analytical report must be reproduced in its entirety.
All results listed in this report are for the exclusive use of the submitting party. BC Laboratories, Inc. assumes no responsibility for report alteration, separation, detachment or third party interpretation.
4100 Atlas Court Bakersfield, CA 93308 (661) 327-4911 FAX (661) 327-1918 www.bclabs.com



TRC
21 Technology Drive
Irvine, CA 92618

Project: 1156
Project Number: [none]
Project Manager: Anju Farfan

Reported: 07/18/2008 21:21

Base Neutral and Acid Extractables Organic Analysis (EPA Method 8270C) Quality Control Report - Method Blank Analysis

Constituent	Batch ID	QC Sample ID	MB Result	Units	PQL	MDL	Lab Quals
Phenanthrene	BRG0694	BRG0694-BLK1	ND	ug/L	2.0		
Pyrene	BRG0694	BRG0694-BLK1	ND	ug/L	2.0		
1,2,4-Trichlorobenzene	BRG0694	BRG0694-BLK1	ND	ug/L	2.0		
4-Chloro-3-methylphenol	BRG0694	BRG0694-BLK1	ND	ug/L	5.0		
2-Chlorophenol	BRG0694	BRG0694-BLK1	ND	ug/L	2.0		
2,4-Dichlorophenol	BRG0694	BRG0694-BLK1	ND	ug/L	2.0		
2,4-Dimethylphenol	BRG0694	BRG0694-BLK1	ND	ug/L	2.0		
4,6-Dinitro-2-methylphenol	BRG0694	BRG0694-BLK1	ND	ug/L	10		
2,4-Dinitrophenol	BRG0694	BRG0694-BLK1	ND	ug/L	10		
2-Methylphenol	BRG0694	BRG0694-BLK1	ND	ug/L	2.0		
3- & 4-Methylphenol	BRG0694	BRG0694-BLK1	ND	ug/L	2.0		
2-Nitrophenol	BRG0694	BRG0694-BLK1	ND	ug/L	2.0		
4-Nitrophenol	BRG0694	BRG0694-BLK1	ND	ug/L	2.0		
Pentachlorophenol	BRG0694	BRG0694-BLK1	ND	ug/L	10		
Phenol	BRG0694	BRG0694-BLK1	ND	ug/L	2.0		
2,4,5-Trichlorophenol	BRG0694	BRG0694-BLK1	ND	ug/L	5.0		
2,4,6-Trichlorophenol	BRG0694	BRG0694-BLK1	ND	ug/L	5.0		
2-Fluorophenol (Surrogate)	BRG0694	BRG0694-BLK1	54.9	%	26 - 92 (LCL - UCL)		
Phenol-d5 (Surrogate)	BRG0694	BRG0694-BLK1	38.9	%	11 - 70 (LCL - UCL)		
Nitrobenzene-d5 (Surrogate)	BRG0694	BRG0694-BLK1	89.9	%	47 - 121 (LCL - UCL)		
2-Fluorobiphenyl (Surrogate)	BRG0694	BRG0694-BLK1	80.3	%	43 - 111 (LCL - UCL)		
2,4,6-Tribromophenol (Surrogate)	BRG0694	BRG0694-BLK1	74.4	%	44 - 124 (LCL - UCL)		
p-Terphenyl-d14 (Surrogate)	BRG0694	BRG0694-BLK1	94.1	%	46 - 102 (LCL - UCL)		

The results in this report apply to the samples analyzed in accordance with the chain of custody document. This analytical report must be reproduced in its entirety. All results listed in this report are for the exclusive use of the submitting party. BC Laboratories, Inc. assumes no responsibility for report alteration, separation, detachment or third party interpretation.
4100 Atlas Court Bakersfield, CA 93308 (661) 327-4911 FAX (661) 327-1918 www.bclabs.com




TRC
21 Technology Drive
Irvine, CA 92618

Project: 1156
Project Number: [none]
Project Manager: Anju Farfan

Reported: 07/18/2008 21:21

Purgeable Aromatics and Total Petroleum Hydrocarbons Quality Control Report - Method Blank Analysis

Constituent	Batch ID	QC Sample ID	MB Result	Units	PQL	MDL	Lab Quals
Benzene	BRG0284	BRG0284-BLK1	ND	ug/L	0.30		
Toluene	BRG0284	BRG0284-BLK1	ND	ug/L	0.30		
Ethylbenzene	BRG0284	BRG0284-BLK1	ND	ug/L	0.30		
Total Xylenes	BRG0284	BRG0284-BLK1	ND	ug/L	0.60		
Gasoline Range Organics (C4 - C12)	BRG0284	BRG0284-BLK1	ND	ug/L	50		
a,a,a-Trifluorotoluene (PID Surrogate)	BRG0284	BRG0284-BLK1	84.1	%	70 - 130 (LCL - UCL)		
a,a,a-Trifluorotoluene (FID Surrogate)	BRG0284	BRG0284-BLK1	95.1	%	70 - 130 (LCL - UCL)		



TRC 21 Technology Drive Irvine, CA 92618	Project: 1156 Project Number: [none] Project Manager: Anju Farfan	Reported: 07/18/2008 21:21
--	---	----------------------------

Total Petroleum Hydrocarbons

Quality Control Report - Method Blank Analysis

Constituent	Batch ID	QC Sample ID	MB Result	Units	PQL	MDL	Lab Quals
Diesel Range Organics (C12 - C24)	BRG1088	BRG1088-BLK1	ND	ug/L	50		
Tetracosane (Surrogate)	BRG1088	BRG1088-BLK1	81.8	%	28 - 139 (LCL - UCL)		

The results in this report apply to the samples analyzed in accordance with the chain of custody document. This analytical report must be reproduced in its entirety.
 All results listed in this report are for the exclusive use of the submitting party. BC Laboratories, Inc. assumes no responsibility for report alteration, separation, detachment or third party interpretation.
 4100 Atlas Court Bakersfield, CA. 93308 (661) 327-4911 FAX (661) 327-1918 www.bclabs.com



TRC
21 Technology Drive
Irvine, CA 92618

Project: 1156
Project Number: [none]
Project Manager: Anju Farfan

Reported: 07/18/2008 21:21

Notes And Definitions

- MDL Method Detection Limit
- ND Analyte Not Detected at or above the reporting limit
- PQL Practical Quantitation Limit
- RPD Relative Percent Difference
- A01 PQL's and MDL's are raised due to sample dilution.
- A10 PQL's and MDL's were raised due to matrix interference.
- A17 Surrogate not reportable due to sample dilution.
- A91 TPH does not exhibit a "gasoline" pattern. TPH is entirely due to MTBE.
- M03 Analyte detected in the Method Blank at a level between the PQL and the MDL.
- Q03 Matrix spike recovery(s) is(are) not within the control limits.

Submission #: C8-8614

SHIPPING INFORMATION
 Federal Express UPS Hand Delivery
 3C Lab Field Service Other (Specify) _____

SHIPPING CONTAINER
 Ice Chest None
 Box Other (Specify) _____

Refrigerant: Ice Blue Ice None Other Comments: _____

Custody Seals: Ice Chest Containers None Comments: _____

All samples received? Yes No All samples containers intact? Yes No Description(s) match COC? Yes No

COC Received
 YES NO

Emissivity: .95 Container: Wax Thermometer ID: 48
 Temperature: A 1.7 °C / C 1.8 °C

Date/Time 7/3/08 ²⁰³⁷
 Analyst Init JNW

SAMPLE CONTAINERS	SAMPLE NUMBERS									
	1	2	3	4	5	6	7	8	9	10
GENERAL MINERAL/GENERAL PHYSICAL										
FE UNPRESERVED										
INORGANIC CHEMICAL METALS										
INORGANIC CHEMICAL METALS										
CYANIDE										
NITROGEN FORMS										
TOTAL SULFIDE										
oz. NITRATE/NITRITE										
TOTAL ORGANIC CARBON										
TOX										
CHEMICAL OXYGEN DEMAND										
PHENOLICS										
0ml VOA VIAL TRAVEL BLANK										
0ml VOA VIAL	<u>A16</u>	<u>A16</u>	<u>A16</u>	<u>A16</u>	<u>A16</u>	<u>A16</u>	<u>A16</u>	<u>A16</u>		
EPA 413.1, 413.2, 418.1										
ODOR										
RADIOLOGICAL										
ACTERIOLOGICAL										
0 ml VOA VIAL- 504										
EPA 508/608/8080										
EPA 515.1/8150										
EPA 525										
EPA 525 TRAVEL BLANK										
00ml EPA 547										
00ml EPA 531.1										
EPA 548										
EPA 549										
EPA 632										
EPA 8015M										
AMBER										
OZ. JAR										
2 OZ. JAR										
OIL SLEEVE										
CB VIAL										
LASTIC BAG										
ERROUS IRON										
NCORE										

Comments: _____
 Sample Numbering Completed By: JNW Date/Time: 7-3-08 2:05
 = Actual / C = Corrected

BC LABORATORIES, INC.

4100 Atlas Court Bakersfield, CA 93308
 (661) 327-4911 FAX (661) 327-1918

CHAIN OF CUSTODY

Analysis Requested

08-8014

Bill to: Conoco Phillips/ TRC	Consultant Firm: TRC	MATRIX (GW) Ground-water (S) Soil (WW) Waste-water (SL) Sludge	BTEX/MTBE by 8021B, Gas by 8015	TPH GAS by 8015M	TPH DIESEL by 8015	8260 full list w/ oxygenates ^{HVOC'S} (2010 list) ^{1/24/08}	BTEX/MTBE/OXYS BY 8260B	ETHANOL by 8260B	TPH -G by GC/MS	BTEX by 8021, EDZ/EDC by 8260B	MTBE/OXYS by 8260B	XXXXXXXXXX	Turnaround Time Requested	
Address: 4276 MacArthur Blvd	21 Technology Drive Irvine, CA 92618-2302 Attn: Anju Farfan		4-digit site#: 1156											
City: Oakland			Workorder # 01112-4509117919											
State: CA Zip:			Project #: 154771											
Conoco Phillips Mgr: Bill Borgh	Sampler Name: Andrew Valdes													

Lab#	Sample Description	Field Point Name	Date & Time Sampled		BTEX/MTBE by 8021B, Gas by 8015	TPH GAS by 8015M	TPH DIESEL by 8015	8260 full list w/ oxygenates ^{HVOC'S} (2010 list) ^{1/24/08}	BTEX/MTBE/OXYS BY 8260B	ETHANOL by 8260B	TPH -G by GC/MS	BTEX by 8021, EDZ/EDC by 8260B	MTBE/OXYS by 8260B	XXXXXXXXXX	Turnaround Time Requested
	-1	MW-6	07/03/08 0920	BW		X				X		X	X		STD
	-2	MW-5	0935							X		X	X		
	-3	MW-7	0950							X		X	X		
	-4	MW-8	1010							X		X	X		
	-5	MW-4	1030							X		X	X		
CHK BY	DISTRIBUTION	MW-2	1040							X		X	X		
		MW-3	1050							X		X	X		
	SUB-OUT	MW-1	1102			X	X		X	X	X	X	X		

Comments: GLOBAL ID: T0600102279	Relinquished by: (Signature)	Received by: stored in fridge	Date & Time 07/03/08 1215
	Relinquished by: (Signature)	Received by: Ross Dickas	Date & Time 7/3/08 1250
	Relinquished by: (Signature) Ross Dickas 7/3/08	Received by: R. Dickas	Date & Time 7.3.08 1250

STATEMENTS

Purge Water Disposal

Non-hazardous groundwater produced during purging and sampling of monitoring was accumulated at TRC's groundwater monitoring facility at Concord, California, for transportation by a licensed carrier, to the ConocoPhillips Refinery at Rodeo, California. Disposal at the Rodeo facility was authorized by ConocoPhillips in accordance with "ESD Standard Operating Procedures - Water Quality and Compliance", as revised on February 7, 2003. Documentation of compliance with ConocoPhillips requirements is provided by an ESD Form R-149, which is on file at TRC's Concord Office. Purge water containing a significant amount of liquid-phase hydrocarbons was accumulated separately in drums for transportation and disposal by others.

Limitations

The fluid level monitoring and groundwater sampling activities summarized in this report have been performed under the responsible charge of a California Registered Geologist or Registered Civil Engineer and have been conducted in accordance with current practice and the standard of care exercised by geologists and engineers performing similar tasks in this area. No warranty, express or implied, is made regarding the conclusions and professional opinions presented in this report. The conclusions are based solely upon an analysis of the observed conditions. If actual conditions differ from those described in this report, our office should be notified.