

RECEIVED

By Alameda County Environmental Health at 3:05 pm, Mar 19, 2014



Nicole M. Arceneaux
Project Manager
Marketing Business Unit

**Chevron Environmental
Management Company**
6101 Bollinger Canyon Road
San Ramon, CA 94583
Tel (925) 790-6912
nicole.arceneaux@chevron.com

March 6, 2014

Alameda County Health Care Services Agency
Environmental Health Services
Environmental Protection
1131 Harbor Bay Parkway, Suite 250
Alameda, California 94502-6577

**Re: 76 Service Station No. 1156 (351645)
4276 MacArthur Boulevard, Oakland, California**

**ACEH Fuel Leak Case No. RO0000409
RWQCB Case No. 01-2474
GeoTracker Global ID T0600102279**

I have reviewed the attached report dated March 10, 2014.

I agree with the conclusions and recommendations presented in the referenced report. The information in this report is accurate to the best of my knowledge and all local Agency/Regional Board guidelines have been followed. This report was prepared by AECOM, upon whose assistance and advice I have relied.

This letter is submitted pursuant to the requirements of California Water Code Section 13257(b)(1) and the regulating implementation entitled Appendix A pertaining thereto.

I declare under penalty of perjury that the foregoing is true and correct to the best of my knowledge.

Sincerely,

A handwritten signature in blue ink, appearing to read "Nicole Arceneaux".

Nicole Arceneaux
Project Manager

Attachment: *First Quarter 2014 Semiannual Groundwater Monitoring and Sampling Report*

March 6, 2014

Mr. Jerry Wickham, PG, CEG, CHG
Senior Hazardous Materials Specialist
Alameda County Health Care Services Agency
Environmental Health Services
Environmental Protection
1131 Harbor Bay Parkway, Suite 250
Alameda, California 94502-6577

**Subject: First Quarter 2014 Semiannual Groundwater Monitoring and Sampling Report
76 Service Station No. 1156 (351645)
4276 MacArthur Boulevard, Oakland, California
Fuel Leak Case No. RO0000409 and GeoTracker Global ID T0600102279**

Dear Mr. Wickham:

On behalf of Chevron Environmental Management Company's (EMC's) affiliate, Union Oil Company of California ("Union Oil"), AECOM is pleased to submit the first quarter 2014 semiannual groundwater monitoring and sampling report for the site located at 4276 West MacArthur Boulevard in Oakland, California (**Figure 1**).

The locations of site features are illustrated on **Figure 2**. Groundwater monitoring is conducted to evaluate the distribution of petroleum hydrocarbon constituents in groundwater beneath the site. The fieldwork was performed by Gettler-Ryan Inc. (GR). This report summarizes results for the groundwater samples collected from the wells associated with the site during the first quarter of 2014.

Groundwater Level Measurements

Well construction details are presented in **Table 1**. Depth to groundwater measurements were recorded for 10 on-site monitoring wells (MW-1B, MW-2B, MW-3B, MW-4B, MW-9A, MW-9B, MW-10A, MW-10B, MW-11A, and MW-11B) and for two off-site monitoring wells (MW-5 and MW-7) on January 16, 2014, and are presented in **Table 2**. Groundwater measurements were used to construct a groundwater elevation contour map included as **Figure 3**. The depth to groundwater ranged from 2.82 (MW-5) to 9.41 (MW-10A) feet below the top of well casings.

The groundwater flow direction on-site was calculated to flow in a west-southwest direction with an average hydraulic gradient of approximately 0.07 feet per foot (ft/ft). Groundwater elevation data collected from the recently installed shallow monitoring wells are consistent with the determined flow direction and gradient. The groundwater flow direction and gradient are similar to the third quarter 2013 monitoring event (0.07 ft/ft, west-southwest). Copies of the groundwater sampling/purge logs are included in **Attachment 1**.

Groundwater Sampling and Analytical Results

Groundwater samples were collected from wells MW-1B, MW-2B, MW-3B, MW-4B, MW-5, MW-7, MW-9A, MW-9B, MW-10A, MW-10B, MW-11A, and MW-11B. The groundwater samples were submitted to BC Laboratories, Inc. in Bakersfield, California, for analysis of total petroleum hydrocarbons-gasoline range organics (TPH-GRO) by Environmental Protection Agency (EPA)

Method 8015B; total petroleum hydrocarbons-diesel range organics (TPH-DRO) by EPA Method 8015B/TPH-d with silica gel cleanup; benzene, toluene, ethylbenzene and total xylenes (BTEX) by EPA Method 8020; fuel oxygenate compounds: methyl t-butyl ether (MTBE), diisopropyl ether (DIPE), ethyl t-butyl ether (ETBE), t-amyl methyl ether (TAME), t-butyl alcohol (TBA), 1,2-dibromoethane (EDB), 1,2-dichloroethane (EDC), ethanol by EPA Method 8260B; and oil and grease by EPA Method 1664A HEM. The samples were also analyzed for monitored natural attenuation (MNA) parameters: dissolved methane by EPA Method RSK-175M, dissolved nitrate, and dissolved sulfate by EPA Method 300.0; dissolved ferrous iron by SM Method 3500-FeD, and dissolved manganese by EPA Method 200.8.

Groundwater sampling results from this sampling event for oil and grease, TPH-DRO, TPH-GRO, BTEX, MTBE, TBA, ethanol, EDC, DIPE, ETBE, and TAME are summarized in **Tables 2 and 3**. MNA parameters are summarized in **Table 4**. Historical groundwater sampling results for these compounds are provided in **Tables 5 and 6**. Additional historical analytes are provided in **Tables 7a through 7k**. A map depicting dissolved concentrations of TPH-DRO, TPH-GRO, BTEX, MTBE, and TBA in groundwater on January 16, 2014, is included as **Figure 4**. A copy of the certified laboratory analytical report with chain-of-custody documentation is included in **Attachment 2**.

The most recent monitoring data (first quarter 2014) for adjacent Former Shell Service Station No. 13-5701 (ACEH Case No. RO0000486, 4255 MacArthur Boulevard) is included as **Attachment 3** for reference.

Interpretation of Groundwater Data and Recommendations for Future Action

Based on historical site assessments, the initial depth to water determined during well installations indicated the presence of a confined aquifer under hydrostatic pressure. Based on historical soil boring logs, and well installation in March 2013, it was concluded that the lithology beneath the site is relatively fine-grained, however, the aquifer is generally unconfined.

Based on soil moisture observed in historical soil boring logs, initial hydrogeologic evaluation (i.e., confined aquifer under hydrostatic pressure) was likely inaccurate. This inaccuracy is further evidenced by shallow monitoring wells (MW-9A/B, MW-10A/B, and MW-11A/B) exhibiting a hydraulic head consistent with those installed to 25 feet below ground surface (bgs), and that recharge did occur after purging during the most recent monitoring event. Soil observed during installation of these six wells was interpreted to be dry from approximately 11.5 to 16 feet bgs, at which point the soil appeared to be moist. High-plasticity clays were observed for most soil borings from grade to total depth (15 to 20 feet bgs), which suggests a misinterpretation of static water during drilling activities. Following a review of historical boring logs, shallow depth to water was verified at several locations (SB-1, SB-4, SB-5, and SB-15), and almost all boring logs indicate high moisture content from approximately 5 feet bgs and deeper.

Based on recent groundwater analytical data (MW-9A/B, MW-10A/B, and MW-11A/B), a non-uniform vertical distribution of groundwater impacts is evident at the subject site, likely due to the fine-grained nature of the subsurface soil. Although concentrations for the shallowest-screened wells (10 to 15 feet bgs) are the highest, horizontal migration appears to be impeded by the soil type, as the plume appears to be largely contained to the site boundaries. Off-site, downgradient wells (MW-5 and MW-7) are screened from 5 to 25 feet bgs. Both wells have exhibited a declining trend for TPH-GRO, benzene, and MTBE since installation in 2001, suggesting that plume migration from the site is not occurring. In addition, the vertical migration of hydrocarbons appears to be limited. Impacts for deep-screened wells (20 to 25 feet bgs) are as much as four orders of magnitude less than those observed in the shallow-screened wells (10 to 15 feet bgs).

Groundwater samples collected on January 16, 2014, were analyzed for MNA parameters including dissolved methane, dissolved nitrate, dissolved sulfate, dissolved ferrous iron, and dissolved manganese, to evaluate if natural attenuation by anaerobic biodegradation is occurring beneath the site. Based on the analytical results for MNA parameters, depleted concentrations of nitrate and sulfate (electron donors for anaerobic reduction) were observed for wells within the dissolved-phase hydrocarbon plume when compared to results from wells outside of the dissolved-phase hydrocarbon plume. Additionally, ferrous iron and manganese concentrations (byproducts of anaerobic reduction) are generally elevated for wells within the dissolved-phase hydrocarbon plume when compared to wells outside of the dissolved-phase hydrocarbon plume. Within the source area, dissolved methane (product of anaerobic hydrocarbon digestion) is also found to be elevated when compared to wells outside of the dissolved-phase hydrocarbon plume. These geochemical trends are indicative of anaerobic biodegradation occurring within the dissolved-phase hydrocarbon plume.

AECOM recommends reducing the current groundwater monitoring schedule, as some wells have consistently contained low to non-detect concentrations of dissolved-phase petroleum hydrocarbons. AECOM recommends reducing the sampling frequency of MW-1B, MW-2B, MW-4B, MW-5, MW-7, and MW-9B to an annual basis. The reduction in sampling frequency will continue to provide adequate coverage across the site for calculating groundwater gradient and flow direction, and tracking contaminant trends. Additionally, the proposed sampling frequency will reduce the amount of street work required in MacArthur Boulevard. The following table summarizes the proposed sampling schedule:

Proposed Reduced Frequency Sampling Schedule

First Quarter Sampling Event	Third Quarter Sampling Event
All Wells	MW-3B, MW-9A, MW-10A, MW-10B, MW-11A, and MW-11B

Activities Completed for This Period

GR conducted groundwater monitoring and sampling on January 16, 2014.

Activities Planned for Next Period

The next groundwater monitoring and sampling event will be conducted in July 2014, and will be coordinated with adjacent Former Shell Service Station No. 13-5701. Pending ACEH approval, AECOM will implement the proposed reduced frequency sampling schedule for the third quarter 2014 consisting of wells MW-3B, MW-9A, MW-10A, MW-10B, MW-11A, and MW-11B.

Additionally, AECOM has prepared and submitted a work plan to further evaluate the lateral and vertical extents of soil and groundwater impacts beneath the site, and will implement the work plan upon receipt of ACEH approval.

Remarks/Signatures

The interpretations in this report represent our professional opinions and are based, in part, on the information supplied by the client. These opinions are based on currently available information and are arrived at in accordance with currently accepted hydrogeologic and engineering practices at this time and location. Other than this, no warranty is implied or intended.

If you have any questions regarding this project, please contact Brenda Evans at (805) 233-3988.

Sincerely,



Brenda Evans
Senior Project Manager



Dana Files, PG No. 8410
Project Geologist



ec: Ms. Nicole Arceneaux, EMC
Mr. Rajan Goswamy, Property Owner

Enclosures

Figures

- Figure 1 - Site Location Map
- Figure 2 - Site Plan
- Figure 3 - First Quarter 2014 Groundwater Elevation Contour Map
- Figure 4 - First Quarter 2014 Groundwater Analytical Data Map

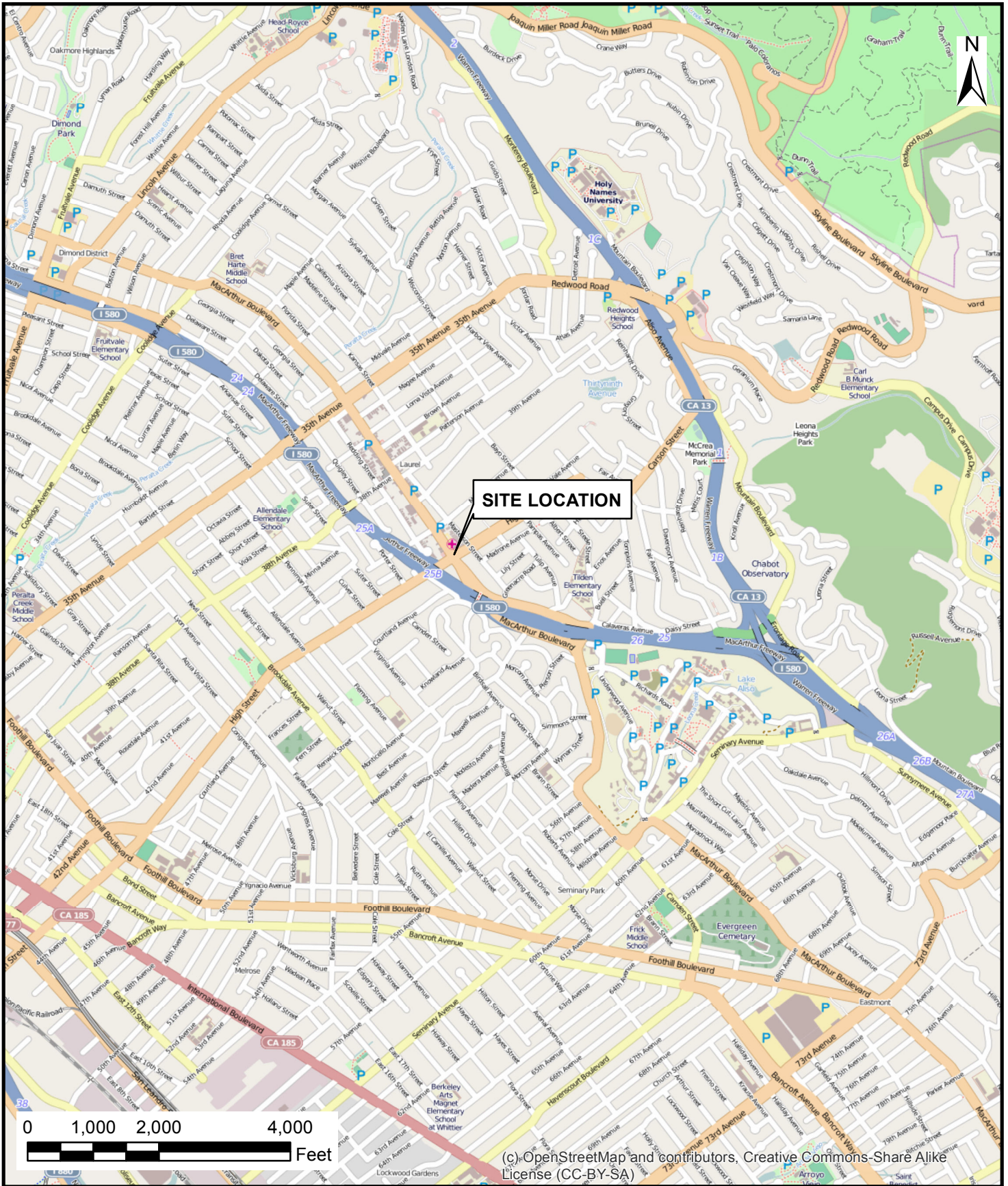
Tables

- Table 1 - Well Construction Details
- Table 2 - Current Groundwater Monitoring Data and Analytical Results
- Table 3 - Current Groundwater Analytical Results – Oxygenate Compounds
- Table 4 - Current Groundwater Analytical Results – Monitored Natural Attenuation Parameters
- Table 5 - Historical Groundwater Monitoring Data and Analytical Results
- Table 6 - Historical Groundwater Analytical Results – Oxygenate Compounds
- Table 7a - Historical Groundwater Analytical Results – Additional Analytes
- Table 7b - Historical Groundwater Analytical Results – Additional Analytes
- Table 7c - Historical Groundwater Analytical Results – Additional Analytes
- Table 7d - Historical Groundwater Analytical Results – Additional Analytes
- Table 7e - Historical Groundwater Analytical Results – Additional Analytes
- Table 7f - Historical Groundwater Analytical Results – Additional Analytes
- Table 7g - Historical Groundwater Analytical Results – Additional Analytes
- Table 7h - Historical Groundwater Analytical Results – Additional Analytes
- Table 7i - Historical Groundwater Analytical Results – Additional Analytes
- Table 7j - Historical Groundwater Analytical Results – Additional Analytes
- Table 7k - Historical Groundwater Analytical Results – Additional Analytes

Attachments:

- Attachment 1 - Groundwater Sampling/Purge Logs
- Attachment 2 - Laboratory Analytical Report and Chain-of-Custody Documentation
- Attachment 3 - Adjacent Site Monitoring Data – Former Shell Service Station No. 13-5701,
4255 MacArthur Boulevard, Oakland, California

Figures



(c) OpenStreetMap and contributors, Creative Commons-Share Alike License (CC-BY-SA)



AECOM
 1220 AVENIDA ACASO
 CAMARILLO, CALIFORNIA 93012
 PHONE: 805.388.3775
 FAX: 805.388.3577
 WEB: HTTP://WWW.AECOM.COM

SITE LOCATION MAP

76 Service Station No. 1156 (351645)
 4276 MacArthur Boulevard
 Oakland, California

FIGURE NUMBER:

1

DRAWN BY:

M. Scop

DATE:

02/10/2014

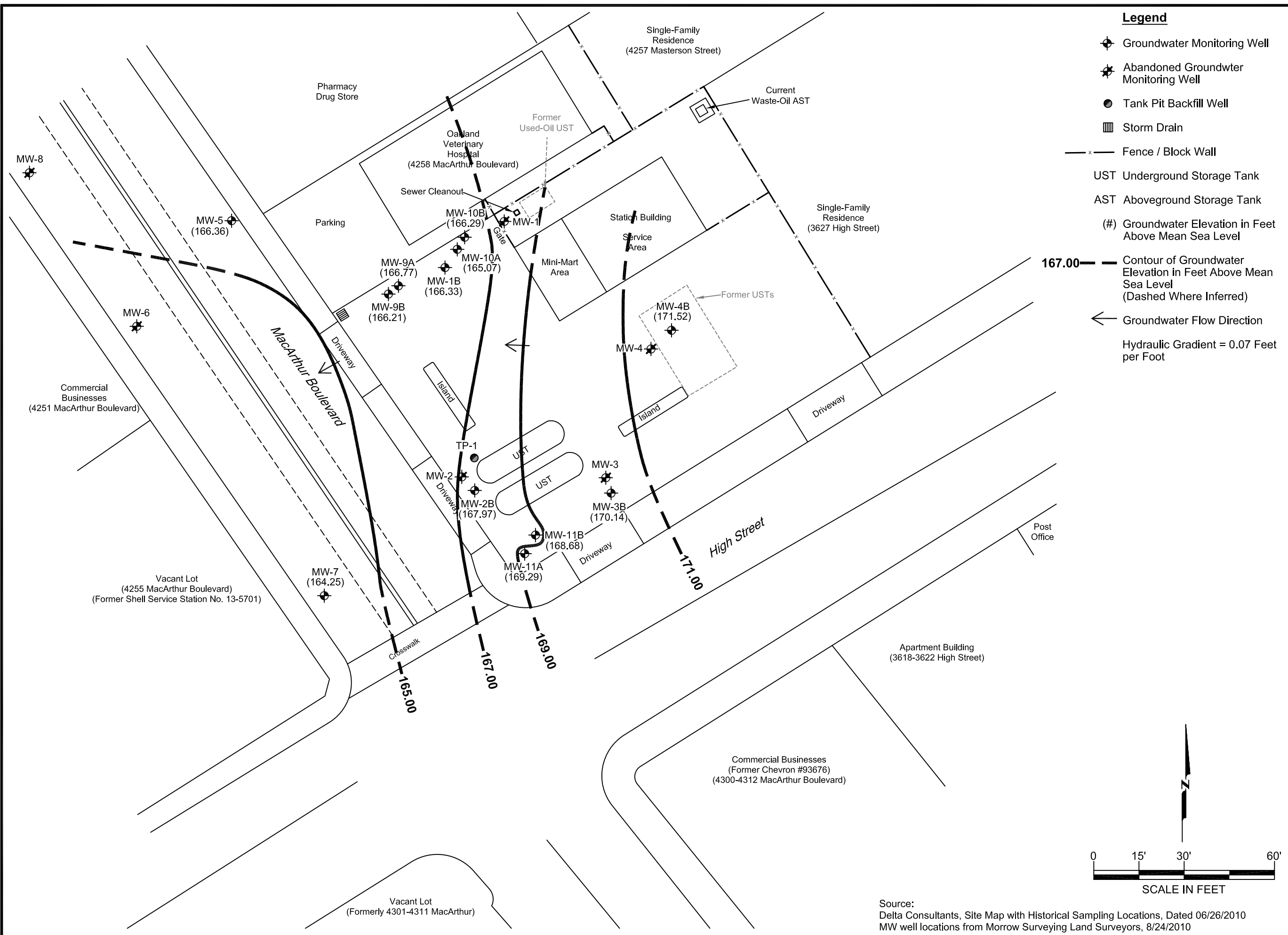
PROJECT NUMBER:

60313673

SHEET NUMBER:

1 of 1

FILENAME: J:\Client-Projects\76_Products\351645-Oakland\7.0_Deliverables\7.2_CADD-Graphics\Groundwater Monitoring\2014 1Q GWM\CAD\351645.dwg



DESIGNED BY:	DRAWN BY:	CHECKED BY:	APPROVED BY:	REVISIONS			
				NO.	DESCRIPTION	DATE	BY:
T. Quiroz	T. Quiroz	D. Files	B. Evans				

AECOM

AECOM
1220 AVENIDA ACASO
CAMARILLO, CALIFORNIA 93012
PHONE: (805) 388-3775
FAX: (805) 388-3577

**First Quarter 2014
Groundwater Elevation Contour Map**

76 Service Station No. 1156 (351645)
4276 MacArthur Boulevard
Oakland, California

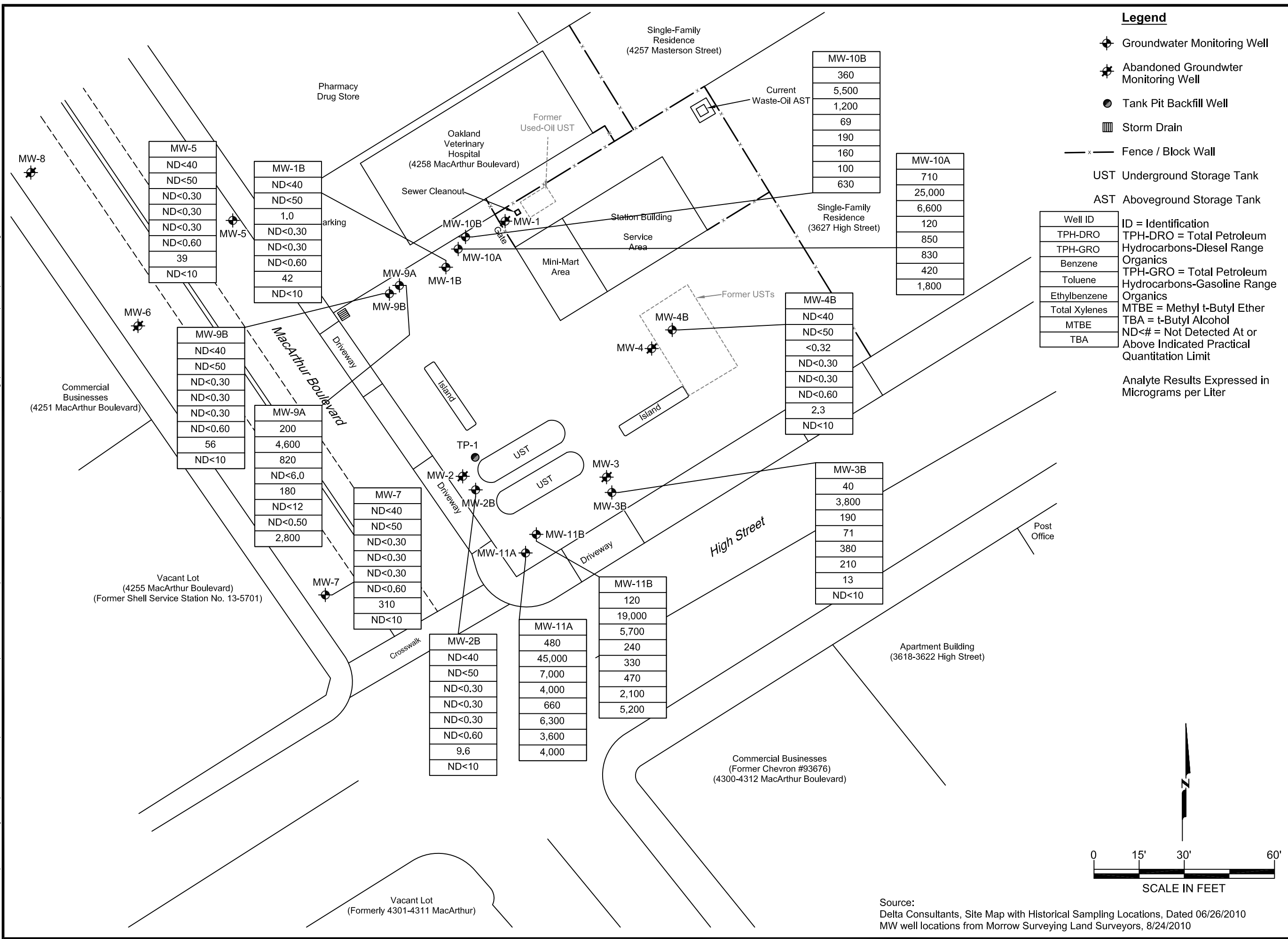
SCALE: 1" = 30'
DATE: 02/10/2014
PROJECT NUMBER: 60313673

FIGURE NUMBER:
3

SHEET NUMBER:
1 of 1

Source:
Delta Consultants, Site Map with Historical Sampling Locations, Dated 06/26/2010
MW well locations from Morrow Surveying Land Surveyors, 8/24/2010

FILENAME: J:\Client-Projects\76_Products\351645-Oakland\7.0_Deliverables\7.2_CADD-Graphics\Groundwater Monitoring\2014 1Q GWM\CAD\351645.dwg

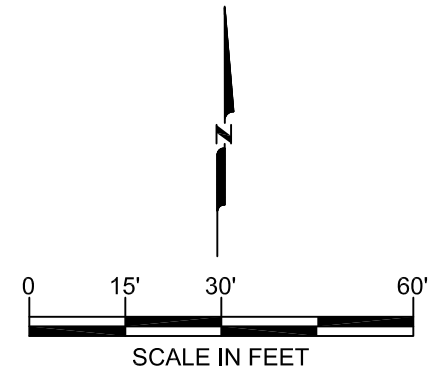


Legend

- Groundwater Monitoring Well
- Abandoned Groundwater Monitoring Well
- Tank Pit Backfill Well
- Storm Drain
- Fence / Block Wall
- UST Underground Storage Tank
- AST Aboveground Storage Tank

Well ID	ID = Identification
TPH-DRO	TPH-DRO = Total Petroleum Hydrocarbons-Diesel Range Organics
TPH-GRO	TPH-GRO = Total Petroleum Hydrocarbons-Gasoline Range Organics
Benzene	
Toluene	
Ethylbenzene	
Total Xylenes	
MTBE	MTBE = Methyl t-Butyl Ether
TBA	TBA = t-Butyl Alcohol
	ND<# = Not Detected At or Above Indicated Practical Quantitation Limit

Analyte Results Expressed in Micrograms per Liter



Source: Delta Consultants, Site Map with Historical Sampling Locations, Dated 06/26/2010
MW well locations from Morrow Surveying Land Surveyors, 8/24/2010

REVISIONS	NO.	DESCRIPTION	DATE	BY
DESIGNED BY:	T. Quiroz			
DRAWN BY:	T. Quiroz			
CHECKED BY:	D. Files			
APPROVED BY:	B. Evans			

AECOM

1220 AVENIDA ACASO
CAMARILLO, CALIFORNIA 93012
PHONE: (805) 388-3775
FAX: (805) 388-3577

**First Quarter 2014
Groundwater Analytical Data Map**
76 Service Station No. 1156 (351645)
4276 MacArthur Boulevard
Oakland, California

SCALE: 1" = 30'
DATE: 02/10/2014
PROJECT NUMBER: 60313673

FIGURE NUMBER:
4

SHEET NUMBER:
1 of 1

Tables

Table 1
Well Construction Details
76 Service Station No. 1156 (351645)
4276 MacArthur Boulevard
Oakland, California

Well ID	Well Installation Date	Casing Diameter (in.)	Boring Depth (ft. bgs)	Screen Interval (ft. bgs)	Screen Size (in.)	Filter Pack (ft. bgs)	Bentonite Seal (ft. bgs)	Grout Interval (ft. bgs)
MW-1*	7/16/1999	2	26.5	5-25	0.01	4-26.5	3-4	0-3
MW-1B	8/17/2010	2	25	20-25	0.02	19-25	18-19	0.5-18
MW-2*	7/16/1999	2	26.5	5-25	0.01	4-26.5	3-4	0-3
MW-2B	8/16/2010	2	25	20-25	0.02	19-25	18-19	0.5-18
MW-3*	7/16/1999	2	31.5	5-25	0.01	4-27	3-4; 27-31.5	0-3
MW-3B	8/16/2010	2	25	20-25	0.02	19-25	18-19	0.5-18
MW-4*	7/16/1999	2	26.5	5-25	0.01	4-26.5	3-4	0-3
MW-4B	8/13/2010	2	25	20-25	0.02	19-25	18-19	0.5-18
MW-5	8/29/2001	2	25	5-25	0.02	4-25	3-4	0.5-3
MW-6	8/29/2001	2	25	5-25	0.02	4-25	3-4	0.5-3
MW-7	8/29/2001	2	25	5-25	0.02	4-25	3-4	0.5-3
MW-8	10/30/2007	2	25	15-25	0.01	13-25	11-13	1-11
MW-9A	3/18/2013	2	15	10-15	0.02	8-15	1.5-8	1-1.5
MW-9B	3/18/2013	2	20	15-20	0.02	13-20	1.5-13	1-1.5
MW-10A	3/18/2013	2	15	10-15	0.02	8-15	1.5-8	1-1.5
MW-10B	3/18/2013	2	20	15-20	0.02	13-20	1.5-13	1-1.5
MW-11A	3/19/2013	2	15	10-15	0.02	8-15	1.5-8	1-1.5
MW-11B	3/19/2013	2	20	15-20	0.02	13-20	1.5-13	1-1.5

Notes:

* = Destroyed and replaced with "B" well in 2010.

ft. bgs = Feet below ground surface

in. = Inches

ID = Identification

Table 2
Current Groundwater Monitoring Data and Analytical Results
76 Service Station No. 1156 (351645)
4276 MacArthur Boulevard
Oakland, California

WELL ID	DATE SAMPLED	TOC* (ft)	DTW (ft)	LNAPL (ft)	GWE* (ft)	OIL AND GREASE (µg/L)	TPH-DRO WITH SGC (µg/L)	TPH-GRO (µg/L)	B (µg/L)	T (µg/L)	E (µg/L)	X (µg/L)	COMMENTS
MW-1B	1/16/2014	174.06	7.73	0	166.33	ND<5,000	ND<40	ND<50	1.0	ND<0.30	ND<0.30	ND<0.60	
MW-2B	1/16/2014	173.55	5.58	0	167.97	ND<5,000	ND<40	ND<50	ND<0.30	ND<0.30	ND<0.30	ND<0.60	
MW-3B	1/16/2014	177.77	7.63	0	170.14	5,300	40	3,800	190	71	380	210	
MW-4B	1/16/2014	179.07	7.55	0	171.52	ND<5,000	ND<40	ND<50	0.32	ND<0.30	ND<0.30	ND<0.60	
MW-5	1/16/2014	169.18	2.82	0	166.36	ND<5,000	ND<40	ND<50	ND<0.30	ND<0.30	ND<0.30	ND<0.60	
MW-7	1/16/2014	172.11	7.86	0	164.25	ND<5,000	ND<40	ND<50	ND<0.30	ND<0.30	ND<0.30	ND<0.60	
MW-9A	1/16/2014	173.01	6.24	0	166.77	ND<5,000	200	4,600	820	ND<6.0	180	ND<12	
MW-9B	1/16/2014	172.78	6.57	0	166.21	ND<5,000	ND<40	ND<50	ND<0.30	ND<0.30	ND<0.30	ND<0.60	
MW-10A	1/16/2014	174.48	9.41	0	165.07	ND<5,000	710	25,000	6,600	120	850	830	
MW-10B	1/16/2014	174.62	8.33	0	166.29	ND<5,000	360	5,500	1,200	69	190	160	
MW-11A	1/16/2014	175.37	6.08	0	169.29	ND<5,000	480	45,000	7,000	4,000	660	6,300	
MW-11B	1/16/2014	174.65	5.97	0	168.68	ND<5,000	120	19,000	5,700	240	330	470	
QA	1/16/2014	--	--	--	--	--	--	ND<50	ND<0.30	ND<0.30	ND<0.30	ND<0.60	

NOTES:

Oil and grease analyzed by Environmental Protection Agency (EPA) Method 1664A HEM
TPH-DRO with SGC analyzed by EPA Method 8015B/TPH-d
TPH-GRO analyzed by EPA Method 8015B
BTEX analyzed by EPA Method 8020

* TOC and GWE are in feet above mean sea level

ND<# = Analyte not detected at or above indicated practical quantitation limit

TOC = Top of casing

ft = Feet

DTW = Depth to water below TOC

GWE = Groundwater elevation

µg/L = Micrograms per liter

-- = Not available/not sampled

LNAPL = Light non-aqueous phase liquid

QA = Trip blank

ID = Identification

TPH-DRO = Total petroleum hydrocarbons-diesel range organics

SGC = Silica gel cleanup

TPH-GRO = Total petroleum hydrocarbons-gasoline range organics

B = Benzene

T = Toluene

E = Ethylbenzene

X = Total xylenes

Table 3
Current Groundwater Analytical Results - Oxygenate Compounds
76 Service Station No. 1156 (351645)
4276 MacArthur Boulevard
Oakland, California

WELL ID	DATE	MTBE (µg/L)	TBA (µg/L)	ETHANOL (µg/L)	1,2-EDC (µg/L)	DIPE (µg/L)	ETBE (µg/L)	TAME (µg/L)
MW-1B	1/16/2014	42	ND<10	ND<250	1.3	ND<0.50	ND<0.50	ND<0.50
MW-2B	1/16/2014	9.6	ND<10	ND<250	ND<0.50	ND<0.50	ND<0.50	ND<0.50
MW-3B	1/16/2014	13	ND<10	ND<250	1.2	ND<0.50	ND<0.50	ND<0.50
MW-4B	1/16/2014	2.3	ND<10	ND<250	ND<0.50	ND<0.50	ND<0.50	ND<0.50
MW-5	1/16/2014	39	ND<10	ND<250	0.67	ND<0.50	ND<0.50	ND<0.50
MW-7	1/16/2014	310	ND<10	ND<250	1.4	ND<0.50	ND<0.50	ND<0.50
MW-9A	1/16/2014	ND<0.50	2,800	ND<250	25	ND<0.50	ND<0.50	ND<0.50
MW-9B	1/16/2014	56	ND<10	ND<250	1.7	ND<0.50	ND<0.50	ND<0.50
MW-10A	1/16/2014	420	1,800	ND<2,500	ND<5.0	ND<5.0	ND<5.0	ND<5.0
MW-10B	1/16/2014	100	630	ND<250	ND<0.50	ND<0.50	ND<0.50	ND<0.50
MW-11A	1/16/2014	3,600	4,000	ND<6,200	ND<12	ND<12	ND<12	ND<12
MW-11B	1/16/2014	2,100	5,200	ND<1,200	ND<2.5	ND<2.5	ND<2.5	ND<2.5
QA	1/16/2014	--	--	--	--	--	--	--

NOTES:

Oxygenate compounds analyzed by Environmental Protection Agency Method 8260B

ND<# = Analyte not detected at or above indicated practical quantitation limit

-- = Not sampled

µg/L = Micrograms per liter

QA = Trip blank

MTBE = Methyl t-butyl ether

TBA = t-butyl alcohol

EDB = 1,2-dibromoethane

1,2-EDC = 1,2-dichloroethane

DIPE = Diisopropyl ether

ETBE = Ethyl t-butyl ether

TAME = t-amyl methyl ether

ID = Identification

Table 4
Current Groundwater Analytical Results - Monitored Natural Attenuation Parameters
76 Service Station No. 1156 (351645)
4276 MacArthur Boulevard
Oakland, California

WELL ID	DATE	METHANE (mg/L)	NITRATE AS NO3 (mg/L)	SULFATE (mg/L)	IRON (II) SPECIES (µg/L)	DISSOLVED MANGANESE (µg/L)
MW-1B	1/16/2014	0.013	7.2	19	ND<100	120
MW-2B	1/16/2014	0.0021	ND<0.44	7.9	ND<100	260
MW-3B	1/16/2014	12	ND<0.44	1.0	5,200	3,300
MW-4B	1/16/2014	0.0079	12	28	ND<100	70
MW-5	1/16/2014	0.0027	4.5	27	ND<100	5.2
MW-7	1/16/2014	0.081	ND<0.44	4.1	2,200	300
MW-9A	1/16/2014	2.5	ND<0.88	8.6	2,400	1,500
MW-9B	1/16/2014	0.0017	4.7	18	ND<100	630
MW-10A	1/16/2014	1.7	ND<0.44	ND<1.0	5,800	1,100
MW-10B	1/16/2014	0.63	ND<0.44	ND<1.0	7,300	5,400
MW-11A	1/16/2014	2.3	ND<0.44	ND<1.0	7,900	3,700
MW-11B	1/16/2014	0.31	ND<0.44	5.2	6,600	1,100
QA	1/16/2014	--	--	--	--	--

NOTES:

Methane analyzed by RSK-175M

Nitrate as NO3 and sulfate analyzed by Environmental Protection Agency (EPA) Method 300.0

Iron (II) Species analyzed by SM-3500-FeD

Dissolved Manganese analyzed by EPA Method 200.8

ND<# = Analyte not detected at or above indicated practical quantitation limit

-- = Not sampled

µg/L = Micrograms per liter

mg/L = Milligrams per liter

QA = Trip blank

ID = Identification

Table 5
Historical Groundwater Monitoring Data and Analytical Results
76 Service Station No. 1156 (351645)
4276 MacArthur Boulevard
Oakland, California

WELL ID	DATE SAMPLED	TOC* (ft)	DTW (ft)	LNAPL (ft)	GWE* (ft)	OIL AND GREASE (µg/L)	TPH-DRO WITH SGC (µg/L)	TPH-GRO (µg/L)	TPH-GRO (GC/MS) (µg/L)	B (µg/L)	T (µg/L)	E (µg/L)	X (µg/L)	Comments
MW-1	7/20/1999	174.86	7.50	0	167.36	--	16,000	120,000	--	11,000	27,000	3,300	18,000	
	9/28/1999	174.86	8.75	0	166.11	--	2,410	6,020	--	1,030	1,040	68.5	412	
	1/7/2000	174.86	9.05	0.02	165.82	--	7,870	72,700	--	7,410	13,900	2,070	9,620	GWE corrected
	3/31/2000	174.86	7.18	0	167.68	--	3,600	92,000	--	10,000	23,000	3,200	14,000	
	7/14/2000	174.86	7.68	0	167.18	--	8,580	108,000	--	8,250	18,700	3,750	17,800	
	10/3/2000	174.86	7.99	0	166.87	--	9,260	96,000	--	8,760	20,000	3,350	15,600	
	1/3/2001	174.86	9.18	0	165.68	--	11,000	37,000	--	5,800	13,000	1,700	8,100	
	4/4/2001	174.86	8.05	0	166.81	--	14,000	86,900	--	7,780	18,500	2,470	11,800	
	7/17/2001	174.86	7.01	0	167.85	--	2,200	79,000	--	5,600	11,000	2,800	12,000	
	10/3/2001	177.54	7.89	0	169.65	--	--	99,000	--	8,200	18,000	3,000	16,000	
	10/5/2001	177.54	7.91	0	169.63	--	13,000	--	--	--	--	--	--	
	1/28/2002	177.54	5.98	0	171.56	--	4,400	110,000	--	8,900	19,000	2,600	12,000	
	4/25/2002	177.54	6.19	0	171.35	--	9,000	93,000	--	8,100	18,000	3,000	15,000	
	7/18/2002	177.54	6.99	0	170.55	--	9,200	69,000	--	5,400	10,000	2,100	10,000	
	10/7/2002	177.54	7.73	0	169.81	--	3,400	82,000	--	9,200	20,000	2,600	13,000	
	1/6/2003	177.54	5.48	0	172.06	--	5,100	82,000	--	6,500	18,000	2,700	11,000	
	4/7/2003	177.54	6.30	0	171.24	--	2,800	74,000	--	7,000	15,000	2,400	11,000	
	7/7/2003	177.54	6.47	0	171.07	--	7,000	60,000	--	6,400	11,000	2,600	11,000	
	10/9/2003	177.54	7.85	0	169.69	--	4,300	91,000	81,000	8,100	17,000	3,200	14,000	Sampled for TPH-G by 8015M on 11/14/2003
	1/14/2004	177.54	6.69	0	170.85	--	6,200	98,000	--	8,000	21,000	2,600	15,000	
	4/28/2004	177.54	6.43	0	171.11	--	--	93,000	--	9,000	20,000	1,300	10,000	
	7/12/2004	177.54	7.44	0	170.10	--	270	57,000	--	6,900	7,200	1,600	580	
	10/25/2004	177.54	7.54	0	170.00	--	5,100	66,000	--	7,300	19,000	2,700	14,000	
	1/17/2005	177.54	5.79	0	171.75	--	6,400	86,000	--	8,600	21,000	3,200	15,000	
	4/6/2005	177.54	4.93	0	172.61	--	2,800	85,000	--	8,400	20,000	3,200	16,000	
	7/8/2005	177.54	5.35	0	172.19	--	6,400	69,000	--	7,100	17,000	2,700	14,000	
	10/7/2005	177.54	5.96	0	171.58	--	5,500	68,000	--	5,900	8,300	1,800	8,300	
	1/27/2006	177.54	5.08	0	172.46	--	9,000	94,000	--	7,400	19,000	3,700	14,000	
	4/28/2006	177.54	4.85	0	172.69	--	9,200	74,000	--	6,400	13,000	2,300	10,000	
	7/28/2006	177.54	5.32	0	172.22	--	5,100	74,000	--	6,600	12,000	3,100	13,000	
	10/27/2006	177.54	6.13	0	171.41	--	4,600	100,000	--	8,300	20,000	3,600	16,000	
	1/10/2007	177.54	5.47	0	172.07	--	12,000	84,000	--	7,100	15,000	2,600	13,000	
4/13/2007	177.54	5.60	0	171.94	--	8,400	27,000	--	5,600	840	2,300	3,200		
7/19/2007	177.54	5.69	0	171.85	--	10,000	83,000	--	6,000	15,000	2,600	13,000		
10/8/2007	177.54	--	--	--	--	--	--	--	--	--	--	--	--	Gate locked; no key available
1/9/2008	177.54	5.15	0	172.39	--	12,000	40,000	--	6,000	4,800	2,600	5,100	Gauged on 1/18/2008	
4/4/2008	177.54	5.25	0	172.29	--	15,000	71,000	--	6,800	12,000	3,300	13,000		
7/3/2008	177.54	6.00	0	171.54	--	9,300	92,000	--	7,000	16,000	3,500	15,000		
10/3/2008	177.54	7.16	0	170.38	--	4,400	69,000	--	7,200	18,000	3,500	14,000		
1/22/2009	177.54	6.61	0	170.93	--	8,000	45,000	--	410	720	2,400	9,600		
4/13/2009	177.54	5.11	0	172.43	--	4,800	5,400	--	300	640	300	940		
7/23/2009	177.54	6.04	0	171.50	--	2,800	85,000	--	5,800	15,000	3,500	13,000		
2/1/2010	177.54	4.86	0	172.68	--	ND<5,000	3,900	74,000	--	7,000	11,000	3,100	10,000	
8/2/2010	177.54	5.68	0	171.86	--	ND<5,000	3,900	71,000	--	7,000	11,000	3,300	10,000	
8/24/2010							ABANDONED							
MW-1B	11/1/2010	174.05	7.15	0	166.90	ND<5,000	ND<50	99	--	3.0	0.30	ND<0.30	ND<0.60	
	1/31/2011	174.05	6.62	0	167.43	ND<5,000	ND<50	170	--	6.7	0.64	0.33	ND<0.60	
	4/26/2011	174.05	6.14	0	167.91	ND<5,000	ND<50	220	--	7.3	0.55	0.32	0.69	

Table 5
Historical Groundwater Monitoring Data and Analytical Results
76 Service Station No. 1156 (351645)
4276 MacArthur Boulevard
Oakland, California

WELL ID	DATE SAMPLED	TOC* (ft)	DTW (ft)	LNAPL (ft)	GWE* (ft)	OIL AND GREASE (µg/L)	TPH-DRO WITH SGC (µg/L)	TPH-GRO (µg/L)	TPH-GRO (GC/MS) (µg/L)	B (µg/L)	T (µg/L)	E (µg/L)	X (µg/L)	Comments
MW-1B cont.	7/25/2011	174.05	6.69	0	167.36	ND<5,000	ND<40	140	--	7.8	0.35	ND<0.30	ND<0.60	
	10/7/2011	174.06	6.86	0	167.20	ND<5,000	ND<40	120	--	5.7	ND<0.30	ND<0.30	ND<0.60	
	1/23/2012	174.06	6.96	0	167.10	ND<5,000	ND<40	89	--	3.6	ND<0.30	ND<0.30	ND<0.60	
	4/6/2012	174.06	5.89	0	168.17	ND<5,000	ND<40	110	--	4.5	ND<0.30	ND<0.30	ND<0.60	
	7/24/2012	174.06	6.98	0	167.08	ND<5,000	ND<40	130	--	6.2	ND<0.30	ND<0.30	ND<0.60	
	2/8/2013	174.06	6.65	0	167.41	ND<5,000	ND<40	ND<50	--	ND<0.30	ND<0.30	ND<0.30	ND<0.60	
	7/10/2013	174.06	7.11	0	166.95	ND<5,000	ND<40	ND<50	--	ND<0.30	ND<0.30	ND<0.30	0.61	
	1/16/2014	174.06	7.73	0	166.33	ND<5,000	ND<40	ND<50	--	1.0	ND<0.30	ND<0.30	ND<0.30	ND<0.60
MW-2	7/20/1999	173.01	5.40	--	167.61	--	--	ND	--	ND	ND	ND	ND	
	9/28/1999	173.01	5.60	0	167.41	--	--	1,390	--	124	ND	62.9	43.1	
	1/7/2000	173.01	5.92	0	167.09	--	--	1,450	--	99	ND	23.8	16	
	3/31/2000	173.01	5.23	0	167.78	--	--	ND	--	42	ND	ND	ND	
	7/14/2000	173.01	5.52	0	167.49	--	--	ND	--	44.7	ND	ND	ND	
	10/3/2000	173.01	6.04	0	166.97	--	--	ND	--	56.7	ND	ND	ND	
	1/3/2001	173.01	6.42	0	166.59	--	--	ND	--	ND	ND	ND	ND	
	4/4/2001	173.01	6.14	0	166.87	--	--	ND	--	ND	ND	ND	ND	
	7/17/2001	173.01	5.30	0	167.71	--	--	ND	--	ND	ND	ND	ND	
	10/3/2001	173.50	7.38	0	166.12	--	--	ND<250	--	2.7	ND<2.5	ND<2.5	ND<2.5	
	1/28/2002	173.50	5.68	0	167.82	--	--	ND<250	--	2.5	4.4	2.8	7.4	
	4/25/2002	173.50	5.82	0	167.68	--	--	ND<50	--	ND<0.50	ND<0.50	ND<0.50	ND<0.50	
	7/18/2002	173.50	6.90	0	166.60	--	--	ND<500	--	ND<5.0	ND<5.0	ND<5.0	ND<5.0	
	10/7/2002	173.50	7.54	0	165.96	--	--	4,300	--	ND<10	27	21	75	
	1/6/2003	173.50	6.79	0	166.71	--	--	5,900	--	ND<5.0	ND<5.0	ND<5.0	ND<5.0	
	4/7/2003	173.50	6.49	0	167.01	--	--	1,500	--	ND<10	14	11	38	
	7/7/2003	173.50	6.72	0	166.78	--	--	ND<2,500	--	ND<25	ND<25	ND<25	ND<25	
	10/9/2003	173.50	7.16	0	166.34	--	--	3,500	ND<5,000	ND<50	ND<50	ND<50	ND<100	Sampled for TPH-G by 8015M on 11/14/2003
	1/14/2004	173.50	5.53	0	167.97	--	--	3,200	--	ND<25	ND<25	ND<25	ND<25	
	4/28/2004	173.50	5.21	0	168.29	--	--	22,000	--	ND<3	9.2	ND<3	ND<6	
	7/12/2004	173.50	5.83	0	167.67	--	--	1,700	--	3.8	18	2.6	16	
	10/25/2004	173.50	6.89	0	166.61	--	--	3,400	--	ND<25	ND<25	ND<25	ND<25	
	1/17/2005	173.50	5.70	0	167.80	--	--	1,700	--	ND<10	ND<10	ND<10	ND<10	
	4/6/2005	173.50	4.50	0	169.00	--	--	3,000	--	ND<20	ND<20	ND<20	ND<20	
	7/8/2005	173.50	4.69	0	168.81	--	--	ND<2,000	--	ND<20	ND<20	ND<20	ND<20	
	10/7/2005	173.50	4.61	0	168.89	--	--	7,500	--	6.7	6.6	ND<3.0	ND<6.0	
	1/27/2006	173.50	4.10	0	169.40	--	--	2,500	--	1.0	2.6	ND<0.30	ND<0.60	
	4/28/2006	173.50	3.75	0	169.75	--	--	3,100	--	9.4	3.6	0.94	3.4	
	7/28/2006	173.50	4.34	0	169.16	--	--	3,000	--	2.0	ND<1.5	ND<1.5	ND<3.0	
	10/27/2006	173.50	5.62	0	167.88	--	--	1,800	--	1.5	ND<1.5	ND<1.5	ND<3.0	
1/10/2007	173.50	4.02	0	169.48	--	--	2,100	--	1.1	ND<0.60	ND<0.60	ND<1.2		
4/13/2007	173.50	4.03	0	169.47	--	--	3,300	--	12	1.6	0.46	1.1		
7/19/2007	173.50	4.41	0	169.09	--	--	2,500	--	21	0.64	5.1	1.5		
10/8/2007	173.50	4.93	0	168.57	--	--	3,400	--	38	1.6	13	2.1		
1/9/2008	173.50	3.03	0	170.47	--	--	1,700	--	6.2	2.5	0.61	0.91	Gauged on 1/18/2008	
4/4/2008	173.50	3.52	0	169.98	--	--	1,400	--	15	2.1	0.76	ND<0.60		
7/3/2008	173.50	4.70	0	168.80	--	--	1,100	--	14	1.1	2.0	1.2		
10/3/2008	173.50	5.57	0	167.93	--	ND<50	740	--	14	ND<0.30	4.5	6.9		
1/22/2009	173.50	5.03	0	168.47	--	ND<50	640	--	4.6	ND<0.30	ND<0.30	ND<0.60		
4/13/2009	173.50	3.73	0	169.77	--	ND<50	940	--	7.1	ND<0.30	ND<0.30	ND<0.60		

Table 5
Historical Groundwater Monitoring Data and Analytical Results
76 Service Station No. 1156 (351645)
4276 MacArthur Boulevard
Oakland, California

WELL ID	DATE SAMPLED	TOC* (ft)	DTW (ft)	LNAPL (ft)	GWE* (ft)	OIL AND GREASE (µg/L)	TPH-DRO WITH SGC (µg/L)	TPH-GRO (µg/L)	TPH-GRO (GC/MS) (µg/L)	B (µg/L)	T (µg/L)	E (µg/L)	X (µg/L)	Comments
MW-2 cont.	7/23/2009	173.50	4.39	0	169.11	--	230	700	--	12	6.0	5.4	13	
	2/1/2010	173.50	4.33	0	169.17	--	140	860	--	17	13	0.83	2.4	
	8/2/2010	173.50	5.16	0	168.34	--	210	1,200	--	9.5	32	1.4	2.4	
	8/24/2010						ABANDONED							
MW-2B	11/1/2010	173.55	11.27	0	162.28	--	57	550	--	7.8	2.7	2.1	0.99	
	1/31/2011	173.55	7.79	0	165.76	--	ND<50	420	--	1.7	0.47	0.59	ND<0.60	
	4/26/2011	173.55	9.09	0	164.46	--	ND<50	390	--	ND<0.30	ND<0.30	ND<0.30	ND<0.60	
	7/25/2011	173.55	3.91	0	169.64	--	ND<40	210	--	1.7	ND<0.30	ND<0.30	ND<0.60	
	10/7/2011	173.55	4.50	0	169.05	--	52	110	--	1.0	ND<0.30	ND<0.30	ND<0.60	
	1/23/2012	173.55	6.96	0	166.59	--	ND<40	110	--	0.73	ND<0.30	ND<0.30	ND<0.60	
	4/6/2012	173.55	5.67	0	167.88	--	ND<40	120	--	0.36	ND<0.30	ND<0.30	ND<0.60	
	7/24/2012	173.55	5.33	0	168.22	--	ND<40	73	--	ND<0.30	ND<0.30	ND<0.30	ND<0.60	
	2/8/2013	173.55	4.58	0	168.97	--	ND<40	ND<50	--	ND<0.30	ND<0.30	ND<0.30	ND<0.60	
	7/10/2013	173.55	7.06	0	166.49	--	ND<40	ND<50	--	ND<0.30	ND<0.30	ND<0.30	ND<0.60	
	1/16/2014	173.55	5.58	0	167.97	ND<5,000	ND<40	ND<50	--	ND<0.30	ND<0.30	ND<0.30	ND<0.60	
MW-3	7/20/1999	178.44	8.50	--	169.94	--	--	1,000	--	76	52	79	76	
	9/28/1999	178.44	8.31	0	170.13	--	--	1,860	--	174	95.4	71.8	135	
	1/7/2000	178.44	8.56	0	169.88	--	--	28,400	--	2,450	3,090	1,560	3,910	
	3/31/2000	178.44	8.42	0	170.02	--	--	26,000	--	1,300	2,900	2,600	3,500	
	7/14/2000	178.44	8.61	0	169.83	--	--	24,500	--	1,850	2,630	2,750	3,900	
	10/3/2000	178.44	9.14	0	169.30	--	--	22,000	--	1,910	2,020	2,400	2,680	
	1/3/2001	178.44	9.06	0	169.38	--	--	14,000	--	1,600	1,100	2,300	1,400	
	4/4/2001	178.44	8.98	0	169.46	--	--	19,600	--	1,150	1,470	2,100	1,820	
	7/17/2001	178.44	7.46	0	170.98	--	--	26,000	--	1,500	2,100	2,100	3,400	
	10/3/2001	178.13	9.81	0	168.32	--	--	22,000	--	830	1,900	1,700	3,000	
	1/28/2002	178.13	7.39	0	170.74	--	--	30,000	--	880	2,600	1,800	4,300	
	4/25/2002	178.13	7.86	0	170.27	--	--	18,000	--	500	2,000	1,300	3,800	
	7/18/2002	178.13	8.83	0	169.30	--	--	37,000	--	1,800	3,800	2,200	8,000	
	10/7/2002	178.13	9.71	0	168.42	--	--	26,000	--	600	2,000	1,800	6,400	
	1/6/2003	178.13	7.40	0	170.73	--	--	27,000	--	800	2,100	2,000	6,400	
	4/7/2003	178.13	8.17	0	169.96	--	--	28,000	--	660	2,200	1,900	6,300	
	7/7/2003	178.13	8.35	0	169.78	--	--	33,000	--	1,200	2,500	2,700	8,300	
	10/9/2003	178.13	9.39	0	168.74	--	--	3,800	6,000	120	260	390	1,200	Sampled for TPH-G by 8015M on 11/14/2003
	1/14/2004	178.13	6.86	0	171.27	--	--	5,100	--	120	240	310	720	
	4/28/2004	178.13	6.63	0	171.50	--	--	7,300	--	250	440	580	1300	
	7/12/2004	178.13	7.41	0	170.72	--	--	5,500	--	350	310	120	350	
	10/25/2004	178.13	8.81	0	169.32	--	--	3,300	--	96	140	270	490	
	1/17/2005	178.13	6.37	0	171.76	--	--	3,400	--	150	270	360	750	
	4/6/2005	178.13	4.69	0	173.44	--	--	14,000	--	420	1,300	1,000	3,100	
7/8/2005	178.13	5.23	0	172.90	--	--	5,000	--	180	290	500	800		
10/7/2005	178.13	6.35	0	171.78	--	--	6,800	--	270	120	ND<0.30	210		
1/27/2006	178.13	5.24	0	172.89	--	--	3,200	--	120	140	270	460		
4/28/2006	178.13	5.01	0	173.12	--	--	4,500	--	130	250	380	670		
7/28/2006	178.13	6.21	0	171.92	--	--	4,700	--	160	240	510	730		
10/27/2006	178.13	6.93	0	171.20	--	--	3,700	--	150	160	460	530		
1/10/2007	178.13	5.93	0	172.20	--	--	4,800	--	180	160	550	600		
4/13/2007	178.13	6.10	0	172.03	--	--	5,100	--	180	240	550	710		

Table 5
Historical Groundwater Monitoring Data and Analytical Results
76 Service Station No. 1156 (351645)
4276 MacArthur Boulevard
Oakland, California

WELL ID	DATE SAMPLED	TOC* (ft)	DTW (ft)	LNAPL (ft)	GWE* (ft)	OIL AND GREASE (µg/L)	TPH-DRO WITH SGC (µg/L)	TPH-GRO (µg/L)	TPH-GRO (GC/MS) (µg/L)	B (µg/L)	T (µg/L)	E (µg/L)	X (µg/L)	Comments
MW-3 cont.	7/19/2007	178.13	6.51	0	171.62	--	--	2,000	--	110	64	220	190	Gauged on 1/18/2008
	10/8/2007	178.13	7.05	0	171.08	--	--	2,100	--	72	65	180	290	
	1/9/2008	178.13	3.65	0	174.48	--	--	4,200	--	200	160	510	580	
	4/4/2008	178.13	5.69	0	172.44	--	--	7,500	--	270	390	810	1,200	
	7/3/2008	178.13	7.28	0	170.85	--	--	2,300	--	99	66	210	220	
	10/3/2008	178.13	8.40	0	169.73	--	1,200	12,000	--	740	620	1,500	2,700	
	1/22/2009	178.13	7.68	0	170.45	--	270	2,000	--	120	79	290	290	
	4/13/2009	178.13	6.28	0	171.85	--	150	3,600	--	110	150	180	510	
	7/23/2009	178.13	7.20	0	170.93	--	310	3,400	--	180	150	360	650	
	2/1/2010	178.13	5.29	0	172.84	--	390	6,500	--	180	92	300	250	
8/2/2010	178.13	6.83	0	171.30	--	540	8,600	--	140	110	320	1,000		
	8/24/2010							ABANDONED						
MW-3B	11/1/2010	177.77	6.82	0	170.95	--	58	990	--	31	32	47	50	
	1/31/2011	177.77	5.30	0	172.47	--	65	2,800	--	32	20	39	47	
	4/26/2011	177.77	4.64	0	173.13	--	93	2,800	--	36	55	80	82	
	7/25/2011	177.77	5.53	0	172.24	--	100	1,700	--	28	33	80	73	
	10/7/2011	177.77	6.08	0	171.69	--	81	1,700	--	32	20	88	47	
	1/23/2012	177.77	6.90	0	170.87	--	120	1,800	--	39	17	75	20	
	4/6/2012	177.77	4.23	0	173.54	--	ND<40	1,200	--	36	25	80	41	
	7/24/2012	177.77	6.42	0	171.35	--	190	1,500	--	66	10	76	39	
	2/8/2013	177.77	5.60	0	172.17	--	ND<40	4,400	--	170	93	450	150	
	7/10/2013	177.77	6.71	0	171.06	--	350	2,800	--	190	60	530	82	
	1/16/2014	177.77	7.63	0	170.14	5,300	40	3,800	--	190	71	380	210	
MW-4	7/20/1999	179.10	7.40	--	171.70	--	--	69	--	2.7	0.77	ND	7.1	
	9/28/1999	179.10	7.19	0	171.91	--	--	4,050	--	1,250	72	51.3	133	
	1/7/2000	179.10	8.98	0	170.12	--	--	7,010	--	2,260	167	271	276	
	3/31/2000	179.10	7.26	0	171.84	--	--	5,500	--	1,800	230	330	400	
	7/14/2000	179.10	7.67	0	171.43	--	--	7,940	--	2,810	332	450	247	
	10/3/2000	179.10	8.12	0	170.98	--	--	11,400	--	3,110	437	519	816	
	1/3/2001	179.10	9.10	0	170.00	--	--	8,600	--	2,500	340	480	960	
	4/4/2001	179.10	8.63	0	170.47	--	--	9,950	--	2,380	126	416	725	
	7/17/2001	179.10	6.49	0	172.61	--	--	10,000	--	2,300	110	410	800	
	10/3/2001	178.96	7.01	0	171.95	--	--	7,800	--	2,100	85	380	390	
	1/28/2002	178.96	6.21	0	172.75	--	--	12,000	--	2,100	130	350	670	
	4/25/2002	178.96	5.49	0	173.47	--	--	3,300	--	1,300	42	270	250	
	7/18/2002	178.96	8.28	0	170.68	--	--	4,800	--	1,300	71	290	220	
	10/7/2002	178.96	7.49	0	171.47	--	--	5,100	--	1,400	110	330	380	
	1/6/2003	178.96	6.36	0	172.60	--	--	5,600	--	1,100	57	260	320	
	4/7/2003	178.96	6.24	0	172.72	--	--	5,100	--	1,100	55	190	370	
	7/7/2003	178.96	6.43	0	172.53	--	--	3,000	--	920	28	170	330	
	10/9/2003	178.96	7.97	0	170.99	--	--	530	700	100	2.2	5.4	14	Sampled for TPH-G by 8015M on 11/14/2003
	1/14/2004	178.96	6.30	0	172.66	--	--	530	--	88	4.1	9.9	11	
	4/28/2004	178.96	5.68	0	173.28	--	--	1,200	--	200	5.3	21	13	
7/12/2004	178.96	6.48	0	172.48	--	--	3,600	--	1,000	14	260	72		
10/25/2004	178.96	6.85	0	172.11	--	--	490	--	34	ND<2.5	ND<2.5	ND<2.5		
1/17/2005	178.96	4.56	0	174.40	--	--	620	--	100	2.6	15	8.0		
4/6/2005	178.96	2.90	0	176.06	--	--	630	--	81	9.6	16	41		

Table 5
Historical Groundwater Monitoring Data and Analytical Results
76 Service Station No. 1156 (351645)
4276 MacArthur Boulevard
Oakland, California

WELL ID	DATE SAMPLED	TOC* (ft)	DTW (ft)	LNAPL (ft)	GWE* (ft)	OIL AND GREASE (µg/L)	TPH-DRO WITH SGC (µg/L)	TPH-GRO (µg/L)	TPH-GRO (GC/MS) (µg/L)	B (µg/L)	T (µg/L)	E (µg/L)	X (µg/L)	Comments
MW-4 cont.	7/8/2005	178.96	3.74	0	175.22	--	--	980	--	170	24	44	140	
	10/7/2005	178.96	4.24	0	174.72	--	--	4,900	--	1,100	11	110	110	
	1/27/2006	178.96	3.65	0	175.31	--	--	2,800	--	580	20	130	230	
	4/28/2006	178.96	3.94	0	175.02	--	--	710	--	110	2.4	21	22	
	7/28/2006	178.96	4.63	0	174.33	--	--	550	--	120	2.1	12	19	
	10/27/2006	178.96	5.19	0	173.77	--	--	260	--	37	2.0	1.9	6.7	
	1/10/2007	178.96	4.82	0	174.14	--	--	270	--	29	0.72	1.8	2.7	
	4/13/2007	178.96	4.25	0	174.71	--	--	390	--	53	1.2	3.1	4.1	
	7/19/2007	178.96	5.35	0	173.61	--	--	210	--	8.0	1.0	1.4	4.5	
	10/8/2007	178.96	5.48	0	173.48	--	--	290	--	17	2.3	3.8	14	
	1/9/2008	178.96	3.40	0	175.56	--	--	770	--	190	5.9	21	40	Gauged on 1/18/2008
	4/4/2008	178.96	4.20	0	174.76	--	--	180	--	11	2.0	0.67	2.9	
	7/3/2008	178.96	5.89	0	173.07	--	--	140	--	4.5	1.3	ND<0.30	ND<0.60	
	10/3/2008	178.96	7.34	0	171.62	--	96	430	--	29	3.4	9.6	20	
	1/22/2009	178.96	6.75	0	172.21	--	ND<50	190	--	25	1.7	0.87	1.5	
	4/13/2009	178.96	4.74	0	174.22	--	110	290	--	17	2.1	4.4	12	
	7/23/2009	178.96	6.01	0	172.95	--	85	360	--	33	2.3	5.4	18	
	2/1/2010	178.96	6.42	0	172.54	--	80	490	--	35	3.1	2.7	5.5	
	8/2/2010	178.96	5.92	0	173.04	--	120	470	--	17	3.4	2.5	12	
8/24/2010							ABANDONED							
MW-4B	11/1/2010	179.07	7.20	0	171.87	--	ND<50	230	--	ND<0.30	2.1	1.3	43	
	1/31/2011	179.07	4.49	0	174.58	--	ND<50	68	--	ND<0.30	ND<0.30	ND<0.30	2.0	
	4/26/2011	179.07	4.32	0	174.75	--	ND<50	52	--	ND<0.30	ND<0.30	ND<0.30	ND<0.60	
	7/25/2011	179.07	5.52	0	173.55	--	ND<40	ND<50	--	ND<0.30	ND<0.30	ND<0.30	ND<0.60	
	10/7/2011	179.07	6.04	0	173.03	--	ND<40	ND<50	--	ND<0.30	0.46	ND<0.30	ND<0.60	
	1/23/2012	179.07	6.58	0	172.49	--	ND<40	ND<50	--	ND<0.30	0.36	0.87	ND<0.60	
	4/6/2012	179.07	4.41	0	174.66	--	ND<40	ND<50	--	ND<0.30	ND<0.30	ND<0.30	ND<0.60	
	7/24/2012	179.07	6.20	0	172.87	--	ND<40	75	--	ND<0.30	ND<0.30	ND<0.30	ND<0.60	
	2/8/2013	179.07	5.37	0	173.70	--	ND<40	ND<50	--	ND<0.30	ND<0.30	ND<0.30	ND<0.60	
	7/10/2013	179.07	6.52	0	172.55	--	ND<40	ND<50	--	ND<0.30	ND<0.30	ND<0.30	ND<0.60	
1/16/2014	179.07	7.55	0	171.52	ND<5,000	ND<40	ND<50	--	0.32	ND<0.30	ND<0.30	ND<0.60		
MW-5	10/3/2001	169.18	2.81	0	166.37	--	--	ND<50	--	ND<0.50	ND<0.50	ND<0.50	ND<0.50	
	1/28/2002	169.18	1.88	0	167.30	--	--	ND<50	--	ND<0.50	ND<0.50	ND<0.50	ND<0.50	
	4/25/2002	169.18	1.99	0	167.19	--	--	ND<50	--	ND<0.50	ND<0.50	ND<0.50	ND<0.50	
	7/18/2002	169.18	2.49	0	166.69	--	--	ND<50	--	ND<0.50	ND<0.50	ND<0.50	ND<0.50	
	10/7/2002	169.18	2.80	0	166.38	--	--	140	--	ND<0.50	ND<0.50	ND<0.50	ND<0.50	
	1/6/2003	169.18	1.86	0	167.32	--	ND<50	120	--	ND<0.50	ND<0.50	ND<0.50	ND<0.50	
	4/7/2003	169.18	2.15	0	167.03	--	--	220	--	0.53	ND<0.50	ND<0.50	ND<0.50	
	7/7/2003	169.18	2.26	0	166.92	--	--	120	--	ND<1.2	ND<1.2	ND<1.2	ND<1.2	
	10/9/2003	169.18	2.72	0	166.46	--	--	560	210	ND<1.0	ND<1.0	ND<1.0	ND<2.0	Sampled for TPH-G by 8015M on 11/14/2003
	1/14/2004	169.18	2.00	0	167.18	--	--	560	--	ND<2.5	ND<2.5	ND<2.5	ND<2.5	
	4/28/2004	169.18	2.01	0	167.17	--	--	760	--	ND<0.3	1.8	ND<0.3	ND<0.6	
	7/12/2004	169.18	2.56	0	166.62	--	--	96	--	1.8	3.3	0.54	3.6	
	10/25/2004	169.18	2.43	0	166.75	--	--	1,100	--	ND<5.0	ND<5.0	ND<5.0	ND<5.0	
	1/17/2005	169.18	1.49	0	167.69	--	--	720	--	ND<5.0	ND<5.0	ND<5.0	ND<5.0	
	4/6/2005	169.18	0.95	0	168.23	--	--	830	--	ND<5.0	ND<5.0	ND<5.0	ND<5.0	
7/8/2005	169.18	1.49	0	167.69	--	--	ND<500	--	ND<5.0	ND<5.0	ND<5.0	ND<5.0		

Table 5
Historical Groundwater Monitoring Data and Analytical Results
76 Service Station No. 1156 (351645)
4276 MacArthur Boulevard
Oakland, California

WELL ID	DATE SAMPLED	TOC* (ft)	DTW (ft)	LNAPL (ft)	GWE* (ft)	OIL AND GREASE (µg/L)	TPH-DRO WITH SGC (µg/L)	TPH-GRO (µg/L)	TPH-GRO (GC/MS) (µg/L)	B (µg/L)	T (µg/L)	E (µg/L)	X (µg/L)	Comments
MW-5 cont.	10/7/2005	169.18	1.92	0	167.26	--	--	540	--	ND<0.30	ND<0.30	ND<0.30	ND<0.60	
	1/27/2006	169.18	2.03	0	167.15	--	--	490	--	ND<0.30	ND<0.30	ND<0.30	ND<0.60	
	4/28/2006	169.18	1.02	0	168.16	--	--	430	--	ND<0.30	ND<0.30	ND<0.30	ND<0.60	
	7/28/2006	169.18	1.57	0	167.61	--	--	480	--	0.34	ND<0.30	ND<0.30	ND<0.60	
	10/27/2006	169.18	2.20	0	166.98	--	--	420	--	0.34	ND<0.30	ND<0.30	ND<0.60	
	1/10/2007	169.18	1.57	0	167.61	--	--	390	--	ND<0.30	ND<0.30	ND<0.30	ND<0.60	
	4/13/2007	169.18	1.89	0	167.29	--	--	170	--	3.8	5.9	1.5	3.8	
	7/19/2007	169.18	1.92	0	167.26	--	--	ND<50	--	ND<0.30	ND<0.30	ND<0.30	ND<0.60	
	10/8/2007	169.18	2.28	0	166.90	--	--	200	--	ND<0.30	ND<0.30	ND<0.30	ND<0.60	
	1/9/2008	169.18	1.09	0	168.09	--	--	150	--	ND<0.30	ND<0.30	ND<0.30	ND<0.60	Gauged on 1/18/2008
	4/4/2008	169.18	1.72	0	167.46	--	--	210	--	ND<0.30	ND<0.30	ND<0.30	ND<0.60	
	7/3/2008	169.18	2.27	0	166.91	--	--	260	--	ND<0.30	ND<0.30	ND<0.30	ND<0.60	
	10/3/2008	169.18	2.80	0	166.38	--	60	200	--	ND<0.30	ND<0.30	ND<0.30	ND<0.60	
	1/22/2009	169.18	2.45	0	166.73	--	ND<50	130	--	ND<0.30	ND<0.30	ND<0.30	ND<0.60	
	4/13/2009	169.18	1.81	0	167.37	--	ND<50	190	--	ND<0.30	ND<0.30	ND<0.30	ND<0.60	
	7/23/2009	169.18	2.33	0	166.85	--	ND<50	210	--	ND<0.30	ND<0.30	ND<0.30	ND<0.60	
	2/1/2010	169.18	1.32	0	167.86	--	ND<50	170	--	ND<0.30	ND<0.30	ND<0.30	ND<0.60	
	8/2/2010	169.18	2.20	0	166.98	--	ND<50	64	--	ND<0.30	ND<0.30	ND<0.30	ND<0.60	
	11/1/2010	169.18	3.92	0	165.26	--	--	--	--	--	--	--	--	Sampled Q1 and Q3 only
	1/31/2011	169.18	1.63	0	167.55	--	ND<50	160	--	ND<0.30	ND<0.30	ND<0.30	ND<0.60	
	4/26/2011	169.18	1.32	0	167.86	--	--	--	--	--	--	--	--	Sampled Q1 and Q3 only
	7/25/2011	169.18	1.79	0	167.39	--	ND<40	140	--	ND<0.30	ND<0.30	ND<0.30	ND<0.60	
	10/7/2011	169.18	2.18	0	167.00	--	--	--	--	--	--	--	--	Sampled Q1 and Q3 only
1/23/2012	169.18	1.98	0	167.20	--	ND<40	ND<50	--	ND<0.30	ND<0.30	ND<0.30	ND<0.60		
4/6/2012	169.18	1.18	0	168.00	--	--	--	--	--	--	--	--	Sampled Q1 and Q3 only	
7/24/2012	169.18	1.90	0	167.28	--	ND<40	ND<50	--	ND<0.30	ND<0.30	ND<0.30	ND<0.60		
2/8/2013	169.18	1.88	0	167.30	--	ND<40	ND<50	--	ND<0.30	ND<0.30	ND<0.30	ND<0.60		
7/10/2013	169.18	2.32	0	166.86	--	ND<40	ND<50	--	ND<0.30	ND<0.30	ND<0.30	ND<0.60		
	1/16/2014	169.18	2.82	0	166.36	ND<5,000	ND<40	ND<50	--	ND<0.30	ND<0.30	ND<0.30	ND<0.60	
MW-6	10/3/2001	169.04	2.87	0	166.17	--	--	ND<50	--	ND<0.50	ND<0.50	ND<0.50	ND<0.50	
	1/28/2002	169.04	1.82	0	167.22	--	--	ND<50	--	ND<0.50	ND<0.50	ND<0.50	ND<0.50	
	4/25/2002	169.04	2.01	0	167.03	--	--	ND<50	--	ND<0.50	ND<0.50	ND<0.50	ND<0.50	
	7/18/2002	169.04	2.44	0	166.60	--	--	ND<50	--	ND<0.50	ND<0.50	ND<0.50	ND<0.50	
	10/7/2002	169.04	2.72	0	166.32	--	--	ND<50	--	ND<0.50	ND<0.50	ND<0.50	ND<0.50	
	1/6/2003	169.04	1.90	0	167.14	--	--	ND<50	--	0.62	1.2	1.2	3.5	
	4/7/2003	169.04	2.02	0	167.02	--	--	ND<50	--	ND<0.50	ND<0.50	ND<0.50	ND<0.50	
	7/7/2003	169.04	2.21	0	166.83	--	--	ND<50	--	ND<0.50	ND<0.50	ND<0.50	ND<0.50	
	10/9/2003	169.04	2.71	0	166.33	--	--	ND<50	ND<50	0.95	3.0	1.4	5.5	Sampled for TPH-G by 8015M on 11/14/2003
	1/14/2004	169.04	2.00	0	167.04	--	--	ND<50	--	ND<0.50	0.57	ND<0.50	0.64	
	4/28/2004	169.04	2.18	0	166.86	--	--	ND<50	--	0.39	0.78	ND<0.3	ND<0.6	
	7/12/2004	169.04	2.69	0	166.35	--	--	ND<50	--	ND<0.3	ND<0.3	ND<0.3	ND<0.6	
	10/25/2004	169.04	2.46	0	166.58	--	--	ND<50	--	ND<0.50	ND<0.50	ND<0.50	ND<0.50	
	1/17/2005	169.04	1.54	0	167.50	--	--	ND<50	--	ND<0.50	ND<0.50	ND<0.50	ND<0.50	
	4/6/2005	169.04	1.15	0	167.89	--	--	ND<50	--	ND<0.50	ND<0.50	ND<0.50	ND<0.50	
	7/8/2005	169.04	1.05	0	167.99	--	--	ND<50	--	ND<0.50	ND<0.50	ND<0.50	ND<0.50	
	10/7/2005	169.04	1.90	0	167.14	--	--	ND<50	--	ND<0.30	ND<0.30	ND<0.30	ND<0.60	
	1/27/2006	169.04	1.32	0	167.72	--	--	ND<50	--	ND<0.30	ND<0.30	ND<0.30	ND<0.60	
4/28/2006	169.04	0.00	0	169.04	--	--	ND<50	--	ND<0.30	ND<0.30	ND<0.30	ND<0.60		

Table 5
Historical Groundwater Monitoring Data and Analytical Results
76 Service Station No. 1156 (351645)
4276 MacArthur Boulevard
Oakland, California

WELL ID	DATE SAMPLED	TOC* (ft)	DTW (ft)	LNAPL (ft)	GWE* (ft)	OIL AND GREASE (µg/L)	TPH-DRO WITH SGC (µg/L)	TPH-GRO (µg/L)	TPH-GRO (GC/MS) (µg/L)	B (µg/L)	T (µg/L)	E (µg/L)	X (µg/L)	Comments
MW-6 cont.	7/28/2006	169.04	1.68	0	167.36	--	--	ND<50	--	ND<0.30	ND<0.30	ND<0.30	ND<0.60	
	10/27/2006	169.04	1.98	0	167.06	--	--	ND<50	--	ND<0.30	ND<0.30	ND<0.30	ND<0.60	
	1/10/2007	169.04	1.60	0	167.44	--	--	ND<50	--	ND<0.30	ND<0.30	ND<0.30	ND<0.60	
	4/13/2007	169.04	2.01	0	167.03	--	--	ND<50	--	ND<0.30	ND<0.30	ND<0.30	ND<0.60	
	7/19/2007	169.04	1.96	0	167.08	--	--	ND<50	--	ND<0.30	ND<0.30	ND<0.30	ND<0.60	
	10/8/2007	169.04	2.35	0	166.69	--	--	ND<50	--	ND<0.30	ND<0.30	ND<0.30	ND<0.60	
	1/9/2008	169.04	1.10	0	167.94	--	--	ND<50	--	ND<0.30	ND<0.30	ND<0.30	ND<0.60	Gauged on 1/18/2008
	4/4/2008	169.04	1.60	0	167.44	--	--	ND<50	--	ND<0.30	0.40	ND<0.30	0.71	
	7/3/2008	169.04	2.19	0	166.85	--	--	ND<50	--	ND<0.30	ND<0.30	ND<0.30	ND<0.60	
	10/3/2008	169.04	2.78	0	166.26	--	ND<50	ND<50	--	ND<0.30	ND<0.30	ND<0.30	ND<0.60	
	1/22/2009	169.04	2.35	0	166.69	--	ND<50	ND<50	--	ND<0.30	ND<0.30	ND<0.30	ND<0.60	
	4/13/2009	169.04	1.81	0	167.23	--	ND<50	ND<50	--	ND<0.30	ND<0.30	ND<0.30	ND<0.60	
	7/23/2009	169.04	--	--	--	--	--	--	--	--	--	--	--	Paved over
	2/1/2010	169.04	--	--	--	--	--	--	--	--	--	--	--	Paved over
	8/2/2010	169.04	--	--	--	--	--	--	--	--	--	--	--	Paved over
8/24/2010								ABANDONED						
MW-7	10/3/2001	171.64	7.62	0	164.02	--	--	10,000	--	210	ND<50	ND<50	800	
	1/28/2002	171.64	7.21	0	164.43	--	--	ND<1,000	--	ND<10	ND<10	ND<10	ND<10	
	4/25/2002	171.64	7.25	0	164.39	--	--	ND<5,000	--	660	ND<50	ND<50	ND<50	
	7/18/2002	171.64	8.12	0	163.52	--	--	ND<5,000	--	130	ND<50	ND<50	ND<50	
	10/7/2002	171.64	7.71	0	163.93	--	--	18,000	--	ND<50	ND<50	ND<50	ND<50	
	1/6/2003	171.64	7.63	0	164.01	--	ND<50	410	--	0.61	1.0	0.89	2.9	
	4/7/2003	171.64	7.58	0	164.06	--	--	13,000	--	ND<20	ND<20	ND<20	ND<20	
	7/7/2003	171.64	7.56	0	164.08	--	--	990	--	8.2	ND<0.50	1.2	ND<0.50	
	10/9/2003	171.64	7.72	0	163.92	--	--	6,800	ND<13,000	ND<130	ND<130	ND<130	ND<250	Sampled for TPH-G by 8015M on 11/14/2003
	1/14/2004	171.64	6.97	0	164.67	--	--	19,000	--	ND<100	ND<100	ND<100	ND<100	
	4/28/2004	171.64	8.70	0	162.94	--	--	19,000	--	ND<3	ND<3	ND<3	ND<6	
	7/12/2004	171.64	9.44	0	162.20	--	--	12,000	--	28	14	330	200	
	10/25/2004	171.64	7.23	0	164.41	--	--	28,000	--	ND<250	ND<250	ND<250	ND<250	
	1/17/2005	171.64	6.30	0	165.34	--	--	15,000	--	ND<100	ND<100	ND<100	ND<100	
	4/6/2005	171.64	5.96	0	165.68	--	--	13,000	--	ND<100	ND<100	ND<100	ND<100	
	7/8/2005	171.64	6.45	0	165.19	--	--	ND<10,000	--	ND<100	ND<100	ND<100	ND<100	
	10/7/2005	171.64	6.78	0	164.86	--	--	13,000	--	ND<3.0	ND<3.0	ND<3.0	ND<6.0	
	1/27/2006	171.64	5.82	0	165.82	--	--	8,200	--	0.64	1.6	ND<0.30	ND<0.60	
	4/28/2006	171.64	5.57	0	166.07	--	--	6,900	--	0.88	1.5	0.34	1.0	
	7/28/2006	171.64	6.67	0	164.97	--	--	5,400	--	5.2	ND<3.0	ND<3.0	ND<6.0	
	10/27/2006	171.64	6.93	0	164.71	--	--	4,500	--	ND<1.5	ND<1.5	ND<1.5	ND<3.0	
	1/10/2007	171.64	6.41	0	165.23	--	12,000	4,000	--	ND<1.2	ND<1.2	ND<1.2	ND<2.4	
	4/13/2007	171.64	--	--	--	--	--	--	--	--	--	--	--	Paved over
7/19/2007	171.64	7.10	0	164.54	--	--	2,700	--	0.57	ND<0.30	ND<0.30	ND<0.60		
10/8/2007	171.64	7.42	0	164.22	--	--	1,600	--	0.47	0.49	ND<0.30	ND<0.60		
1/9/2008	171.64	5.98	0	165.66	--	--	1,500	--	0.45	0.49	ND<0.30	ND<0.60	Gauged on 1/18/2008	
4/4/2008	171.64	6.80	0	164.84	--	--	1,800	--	0.72	0.58	ND<0.30	ND<0.60		
7/3/2008	171.64	7.31	0	164.33	--	--	1,600	--	0.45	ND<0.30	ND<0.30	ND<0.60		
10/3/2008	171.64	7.79	0	163.85	--	ND<50	1,300	--	0.53	0.59	ND<0.30	ND<0.60		
1/22/2009	171.64	7.26	0	164.38	--	ND<50	890	--	0.43	0.49	ND<0.30	ND<0.60		
4/13/2009	171.64	6.83	0	164.81	--	ND<50	1,100	--	0.46	0.30	ND<0.30	ND<0.60		
7/23/2009	171.64	7.32	0	164.32	--	ND<50	920	--	ND<0.30	0.73	ND<0.30	ND<0.60		

Table 5
Historical Groundwater Monitoring Data and Analytical Results
76 Service Station No. 1156 (351645)
4276 MacArthur Boulevard
Oakland, California

WELL ID	DATE SAMPLED	TOC* (ft)	DTW (ft)	LNAPL (ft)	GWE* (ft)	OIL AND GREASE (µg/L)	TPH-DRO WITH SGC (µg/L)	TPH-GRO (µg/L)	TPH-GRO (GC/MS) (µg/L)	B (µg/L)	T (µg/L)	E (µg/L)	X (µg/L)	Comments
MW-7 cont.	2/1/2010	171.64	6.21	0	165.43	--	53	1,000	--	5.6	4.0	1.2	2.0	
	8/2/2010	171.64	7.08	0	164.56	--	ND<50	880	--	ND<0.30	0.62	ND<0.30	ND<0.60	
	11/1/2010	172.11	6.97	0	165.14	--	--	--	--	--	--	--	--	Sampled Q1 and Q3 only
	1/31/2011	172.11	6.58	0	165.53	--	ND<50	730	--	0.31	0.59	ND<0.30	ND<0.60	
	4/26/2011	172.11	5.21	0	166.90	--	--	--	--	--	--	--	--	Sampled Q1 and Q3 only
	7/25/2011	172.11	6.89	0	165.22	--	ND<40	610	--	2.5	ND<0.30	ND<0.30	ND<0.60	
	10/7/2011	172.11	7.15	0	164.96	--	--	--	--	--	--	--	--	Sampled Q1 and Q3 only
	1/23/2012	172.11	6.92	0	165.19	--	ND<40	300	--	ND<0.30	0.55	ND<0.30	ND<0.60	
	4/6/2012	172.11	6.01	0	166.10	--	--	--	--	--	--	--	--	Sampled Q1 and Q3 only
	7/24/2012	172.11	7.25	0	164.86	--	ND<40	270	--	ND<0.30	ND<0.30	ND<0.30	ND<0.60	
	2/8/2013	172.11	6.90	0	165.21	--	ND<40	240	--	ND<0.30	ND<0.30	ND<0.30	ND<0.60	
7/10/2013	172.11	7.36	0	164.75	--	ND<40	340	--	0.75	ND<0.30	0.46	0.69		
	1/16/2014	172.11	7.86	0	164.25	ND<5,000	ND<40	ND<50	--	ND<0.30	ND<0.30	ND<0.30	ND<0.60	
MW-8	1/18/2008	167.97	0.43	0	167.54	--	--	ND<50	--	ND<0.30	ND<0.30	ND<0.30	ND<0.60	
	4/4/2008	167.97	0.55	0	167.42	--	--	ND<50	--	0.76	1.6	0.72	2.3	
	7/3/2008	167.97	0.91	0	167.06	--	--	ND<50	--	ND<0.30	ND<0.30	ND<0.30	ND<0.60	
	10/3/2008	167.97	1.71	0	166.26	--	ND<50	ND<50	--	ND<0.30	ND<0.30	ND<0.30	ND<0.60	
	1/22/2009	167.97	1.59	0	166.38	--	64	ND<50	--	ND<0.30	ND<0.30	ND<0.30	ND<0.60	
	4/13/2009	167.97	0.08	0	167.89	--	ND<50	ND<50	--	ND<0.30	ND<0.30	ND<0.30	ND<0.60	
	7/23/2009	167.97	1.10	0	166.87	--	ND<50	ND<50	--	ND<0.30	ND<0.30	ND<0.30	ND<0.60	
	2/1/2010	167.97	0.65	0	167.32	--	ND<50	ND<50	--	ND<0.30	ND<0.30	ND<0.30	ND<0.60	
	8/2/2010	167.97	--	--	--	--	--	--	--	--	--	--	--	Paved over
	8/24/2010							ABANDONED						
MW-9A	7/10/2013	173.01	5.88	0	167.13	--	220	4,600	--	1,100	14	220	140	
	1/16/2014	173.01	6.24	0	166.77	ND<5,000	200	4,600	--	820	ND<6.0	180	ND<12	
MW-9B	7/10/2013	172.78	5.87	0	166.91	--	ND<40	ND<50	--	ND<0.30	ND<0.30	ND<0.30	ND<0.60	
	1/16/2014	172.78	6.57	0	166.21	ND<5,000	ND<40	ND<50	--	ND<0.30	ND<0.30	ND<0.30	ND<0.60	
MW-10A	7/10/2013	174.48	7.15	0	167.33	--	1,300	23,000	--	6,600	76	750	1,900	
	1/16/2014	174.48	9.41	0	165.07	ND<5,000	710	25,000	--	6,600	120	850	830	
MW-10B	7/10/2013	174.62	7.65	0	166.97	--	170	4,100	--	1,100	34	130	140	
	1/16/2014	174.62	8.33	0	166.29	ND<5,000	360	5,500	--	1,200	69	190	160	
MW-11A	7/10/2013	175.37	6.02	0	169.35	--	730	45,000	--	8,600	5,900	940	7,600	
	1/16/2014	175.37	6.08	0	169.29	ND<5,000	480	45,000	--	7,000	4,000	660	6,300	
MW-11B	7/10/2013	174.65	5.07	0	169.58	--	ND<40	3,800	--	1,300	52	41	300	
	1/16/2014	174.65	5.97	0	168.68	ND<5,000	120	19,000	--	5,700	240	330	470	

Table 5
Historical Groundwater Monitoring Data and Analytical Results
76 Service Station No. 1156 (351645)
4276 MacArthur Boulevard
Oakland, California

WELL ID	DATE SAMPLED	TOC* (ft)	DTW (ft)	LNAPL (ft)	GWE* (ft)	OIL AND GREASE (µg/L)	TPH-DRO WITH SGC (µg/L)	TPH-GRO (µg/L)	TPH-GRO (GC/MS) (µg/L)	B (µg/L)	T (µg/L)	E (µg/L)	X (µg/L)	Comments
---------	--------------	-----------	----------	------------	-----------	-----------------------	-------------------------	----------------	------------------------	----------	----------	----------	----------	----------

NOTES:

* TOC and GWE are in feet above mean sea level

TOC = top of casing

DTW = Depth to water below TOC

LNAPL = Liquid non-aqueous phase liquid

GWE = Groundwater elevation

ND<# = Analyte not detected at or above indicated practical quantitation limit

-- = Not available/not sampled

µg/L = Micrograms per liter

GC/MS = Gas chromatograph/mass spectrometer

ID = Identification

TPH-DRO = Total petroleum hydrocarbons-diesel range organics

SGC = Silica gel cleanup

TPH-GRO = Total petroleum hydrocarbons-gasoline range organics

B = Benzene

T = Toluene

E = Ethylbenzene

X = Total xylenes

Table 6
Historical Groundwater Analytical Results - Oxygenate Compounds
76 Service Station No. 1156 (351645)
4276 MacArthur Boulevard
Oakland, California

WELL ID	DATE	MTBE (8021B) (µg/L)	MTBE (8260B) (µg/L)	TBA (µg/L)	ETHANOL (8260B) (µg/L)	ETHANOL (8015B) (µg/L)	EDB (µg/L)	EDB (504) (µg/L)	1,2-EDC (µg/L)	DIPE (µg/L)	ETBE (µg/L)	TAME (µg/L)
MW-1	7/20/1999	ND	--	--	--	--	--	--	--	--	--	--
	9/28/1999	321	333	ND	--	--	--	--	--	ND	ND	ND
	1/7/2000	ND	--	--	--	--	--	--	--	--	--	--
	3/31/2000	ND	--	--	--	--	--	--	--	--	--	--
	7/14/2000	ND	--	--	--	--	--	--	--	--	--	--
	10/3/2000	ND	--	--	--	--	--	--	--	--	--	--
	1/3/2001	2,200	--	--	--	--	--	--	--	--	--	--
	4/4/2001	ND	481	ND	--	ND	ND	--	ND	ND	ND	ND
	7/17/2001	ND	230	ND	--	ND	ND	--	ND	ND	ND	ND
	10/3/2001	ND<2,500	--	--	--	--	--	--	--	--	--	--
	10/5/2001	--	--	--	--	--	--	--	--	--	--	--
	1/28/2002	3,000	440	--	--	--	--	--	--	--	--	--
	4/25/2002	810	670	--	--	--	--	--	--	--	--	--
	7/18/2002	ND<500	620	ND<100	--	ND<2,500,000	ND<10	--	ND<10	ND<10	ND<10	ND<10
	10/7/2002	1,300	760	ND<10,000	--	ND<50,000,000	ND<200	--	ND<200	ND<200	ND<200	ND<200
	1/6/2003	ND<1,000	790	ND<20,000	--	ND<100,000,000	ND<400	--	ND<400	ND<400	ND<400	ND<400
	4/7/2003	1,000	800	ND<10,000	--	ND<50,000,000	ND<200	--	ND<200	ND<200	ND<200	ND<200
	7/7/2003	600	530	ND<25,000	ND<120000	--	ND<500	--	ND<500	ND<500	ND<500	ND<500
	10/9/2003	--	660	ND<2,0000	--	ND<100,000	ND<400	--	ND<400	ND<400	ND<400	ND<400
	1/14/2004	ND<1,300	ND<800	ND<40,000	--	ND<200,000	ND<800	--	ND<800	ND<800	ND<800	ND<800
	4/28/2004	1,400	560	800	--	ND<1,000	ND<50	--	ND<50	ND<1	ND<1	ND<1
	7/12/2004	490	440	1,100	--	ND<20,000	ND<10	--	ND<10	ND<20	ND<20	ND<20
	10/25/2004	ND<1,300	330	ND<2,000	--	ND<20,000	ND<200	--	ND<200	ND<400	ND<200	ND<200
	1/17/2005	ND<1,300	570	3,100	--	ND<20,000	ND<200	--	ND<200	ND<400	ND<200	ND<200
	4/6/2005	ND<1,300	580	1,500	--	ND<10,000	ND<100	--	ND<100	ND<100	ND<100	ND<100
	7/8/2005	ND<1,300	290	ND<1,300	--	ND<13,000	ND<130	--	3.8	ND<130	ND<130	ND<130
	10/7/2005	330	250	680	--	ND<250	ND<0.50	--	ND<0.50	ND<0.50	ND<0.50	ND<0.50
	1/27/2006	450	360	ND<500	--	ND<12,000	ND<25	--	ND<25	ND<25	ND<25	ND<25
	4/28/2006	460	280	ND<500	--	ND<12,000	ND<25	--	ND<25	ND<25	ND<25	ND<25
	7/28/2006	330	220	ND<10	--	ND<250	ND<0.50	--	ND<0.50	ND<0.50	ND<0.50	ND<0.50
	10/27/2006	280	250	ND<2,500	--	ND<62,000	ND<120	--	ND<120	ND<120	ND<120	ND<120
	1/10/2007	350	260	ND<1,000	--	ND<25,000	ND<50	--	ND<50	ND<50	ND<50	ND<50
	4/13/2007	270	220	730	--	ND<250	ND<0.50	--	0.68	ND<0.50	ND<0.50	ND<0.50
	7/19/2007	1,000	200	ND<1,000	--	ND<25,000	ND<50	--	ND<50	ND<50	ND<50	ND<50
	10/8/2007	--	--	--	--	--	--	--	--	--	--	--
	1/9/2008	840	170	ND<250	--	ND<6,200	ND<12	--	ND<12	ND<12	ND<12	ND<12

Table 6
Historical Groundwater Analytical Results - Oxygenate Compounds
76 Service Station No. 1156 (351645)
4276 MacArthur Boulevard
Oakland, California

WELL ID	DATE	MTBE (8021B) (µg/L)	MTBE (8260B) (µg/L)	TBA (µg/L)	ETHANOL (8260B) (µg/L)	ETHANOL (8015B) (µg/L)	EDB (µg/L)	EDB (504) (µg/L)	1,2-EDC (µg/L)	DIPE (µg/L)	ETBE (µg/L)	TAME (µg/L)
MW-1 cont.	4/4/2008	--	160	770	--	ND<5,000	ND<10	--	ND<10	ND<10	ND<10	ND<10
	7/3/2008	--	110	ND<250	--	ND<6,200	ND<12	--	ND<12	ND<12	ND<12	ND<12
	10/3/2008	--	180	ND<200	--	ND<5,000	ND<10	--	ND<10	ND<10	ND<10	ND<10
	1/22/2009	--	160	ND<500	--	ND<12,000	ND<25	--	ND<25	ND<25	ND<25	ND<25
	4/13/2009	--	150	280	--	ND<1,200	ND<2.5	--	ND<2.5	ND<2.5	ND<2.5	ND<2.5
	7/23/2009	--	140	ND<2,000	--	ND<50,000	ND<100	--	ND<100	ND<100	ND<100	ND<100
	2/1/2010	--	ND<50	--	--	--	--	--	--	--	--	--
	8/2/2010	--	ND<10	--	--	--	ND<10	ND<10	ND<10	--	--	--
	8/24/2010	--	--	--	--	--	--	--	--	--	--	--
MW-1B	11/1/2010	--	30	ND<10	--	ND<250	ND<0.50	--	ND<0.50	ND<0.50	ND<0.50	ND<0.50
	1/31/2011	--	46	28	--	ND<250	ND<0.50	--	0.76	ND<0.50	ND<0.50	ND<0.50
	4/26/2011	--	44	33	--	ND<250	ND<0.50	--	0.82	ND<0.50	ND<0.50	ND<0.50
	7/25/2011	--	47	28	--	ND<250	ND<0.50	--	0.75	ND<0.50	ND<0.50	ND<0.50
	10/7/2011	--	41	30	--	ND<250	ND<0.50	--	ND<0.50	ND<0.50	ND<0.50	ND<0.50
	1/23/2012	--	32	23	--	ND<250	ND<0.50	--	ND<0.50	ND<0.50	ND<0.50	ND<0.50
	4/6/2012	--	55	18	--	ND<250	ND<0.50	--	ND<0.50	ND<0.50	ND<0.50	ND<0.50
	7/24/2012	--	46	27	--	ND<250	ND<0.50	--	ND<0.50	ND<0.50	ND<0.50	ND<0.50
	2/8/2013	--	28	ND<10	ND<250	--	ND<0.50	--	ND<0.50	ND<0.50	ND<0.50	ND<0.50
	7/10/2013	--	12	ND<10	ND<250	--	ND<0.50	--	ND<0.50	ND<0.50	ND<0.50	ND<0.50
	1/16/2014	--	42	ND<10	ND<250	--	ND<0.50	--	1.3	ND<0.50	ND<0.50	ND<0.50
MW-2	7/20/1999	4,500	11,000	--	--	--	--	--	--	--	--	--
	9/28/1999	5,280	6,150	ND	--	--	--	--	--	ND	ND	ND
	1/7/2000	33,100	--	--	--	--	--	--	--	--	--	--
	3/31/2000	17,000	--	--	--	--	--	--	--	--	--	--
	7/14/2000	66,500	--	--	--	--	--	--	--	--	--	--
	10/3/2000	57,500	--	--	--	--	--	--	--	--	--	--
	1/3/2001	49,000	--	--	--	--	--	--	--	--	--	--
	4/4/2001	38,700	37,800	ND	--	ND	ND	--	ND	ND	ND	ND
	7/17/2001	65,000	56,000	ND	--	ND	ND	--	ND	ND	ND	ND
	10/3/2001	14,000	18,000	--	--	--	--	--	--	--	--	--
	1/28/2002	11,000	10,000	--	--	--	--	--	--	--	--	--
	4/25/2002	8,400	8,100	--	--	--	--	--	--	--	--	--
	7/18/2002	4,300	8,800	ND<1,000	--	ND<25,000,000	ND<100	--	ND<100	ND<100	ND<100	ND<100
10/7/2002	7,100	5,900	ND<20,000	--	ND<100,000,000	ND<400	--	ND<400	ND<400	ND<400	ND<400	

Table 6
Historical Groundwater Analytical Results - Oxygenate Compounds
76 Service Station No. 1156 (351645)
4276 MacArthur Boulevard
Oakland, California

WELL ID	DATE	MTBE (8021B) (µg/L)	MTBE (8260B) (µg/L)	TBA (µg/L)	ETHANOL (8260B) (µg/L)	ETHANOL (8015B) (µg/L)	EDB (µg/L)	EDB (504) (µg/L)	1,2-EDC (µg/L)	DIPE (µg/L)	ETBE (µg/L)	TAME (µg/L)
MW-2 cont.	1/6/2003	31,000	35,000	ND<50,000	--	ND<250,000,000	ND<1,000	--	ND<1,000	ND<1,000	ND<1,000	ND<1,000
	4/7/2003	2,000	1,500	ND<2,000	--	ND<10,000,000	ND<40	--	ND<40	ND<40	ND<40	ND<40
	7/7/2003	5,500	8,300	ND<5,000	--	ND<25,000,000	ND<100	--	ND<100	ND<100	ND<100	ND<100
	10/9/2003	--	8,500	ND<10,000	--	ND<50,000	ND<200	--	ND<200	ND<200	ND<200	ND<200
	1/14/2004	2,600	3,200	ND<2,500	--	ND<13,000	ND<50	--	ND<50	ND<50	ND<50	ND<50
	4/28/2004	35,000	22,000	13,000	--	ND<1,000	ND<0.5	--	ND<0.5	ND<1	ND<1	11
	7/12/2004	3,000	3,000	110	--	ND<4,000	ND<3	--	ND<3	ND<5	ND<5	ND<5
	10/25/2004	1,800	1,600	1,100	--	ND<1,300	ND<13	--	ND<13	ND<25	ND<13	ND<13
	1/17/2005	1,600	1,500	1,200	--	ND<1,300	ND<13	--	ND<13	ND<25	ND<13	ND<13
	4/6/2005	2,500	3,200	2,800	--	ND<2,500	ND<25	--	ND<25	ND<25	ND<25	ND<25
	7/8/2005	2,900	3,100	4,300	--	ND<2,500	ND<25	--	ND<25	ND<25	ND<25	ND<25
	10/7/2005	5,900	5,200	8,700	--	ND<250	ND<0.50	--	1.4	ND<0.50	ND<0.50	ND<0.50
	1/27/2006	2,600	2,800	5,200	--	ND<12,000	ND<25	--	ND<25	ND<25	ND<25	ND<25
	4/28/2006	3,700	3,600	6,700	--	ND<250	ND<0.50	--	1.4	ND<0.50	ND<0.50	1.6
	7/28/2006	3,000	2,900	5,100	--	ND<6,200	ND<12	--	ND<12	ND<12	ND<12	ND<12
	10/27/2006	1,600	1,300	6,600	--	ND<1,200	ND<2.5	--	ND<2.5	ND<2.5	ND<2.5	ND<2.5
	1/10/2007	2,300	2,000	6,000	--	ND<1,200	ND<2.5	--	ND<2.5	ND<2.5	ND<2.5	ND<2.5
	4/13/2007	3,600	3,200	7,400	--	ND<6,200	ND<12	--	ND<12	ND<12	ND<12	ND<12
	7/19/2007	2,000	2,000	6,200	--	ND<2,500	ND<5.0	--	ND<5.0	ND<5.0	ND<5.0	ND<5.0
	10/8/2007	5,000	4,000	20,000	--	ND<250	ND<0.50	--	ND<0.50	ND<0.50	ND<0.50	ND<0.50
	1/9/2008	2,100	2,200	9,900	--	ND<250	ND<0.50	--	ND<0.50	ND<0.50	ND<0.50	ND<0.50
	4/4/2008	--	2,100	5,800	--	ND<1,200	ND<2.5	--	ND<2.5	ND<2.5	ND<2.5	ND<2.5
	7/3/2008	--	1,400	8,300	--	ND<250	ND<0.50	--	ND<0.50	ND<0.50	ND<0.50	ND<0.50
	10/3/2008	--	750	5,900	--	ND<1,200	ND<2.5	--	ND<2.5	ND<2.5	ND<2.5	ND<2.5
	1/22/2009	--	850	7,400	--	ND<250	ND<0.50	--	ND<0.50	ND<0.50	ND<0.50	ND<0.50
	4/13/2009	--	990	5,500	--	ND<2,500	ND<5.0	--	ND<5.0	ND<5.0	ND<5.0	ND<5.0
7/23/2009	--	390	5,000	--	ND<2,500	ND<5.0	--	ND<5.0	ND<5.0	ND<5.0	ND<5.0	
2/1/2010	--	290	--	--	--	--	--	--	--	--	--	
8/2/2010	--	140	--	--	--	--	ND<1.0	ND<1.0	ND<1.0	--	--	
8/24/2010	--	--	--	--	--	--	--	--	--	--	--	
MW-2B	11/1/2010	--	250	2,000	--	ND<250	ND<0.50	--	ND<0.50	ND<0.50	ND<0.50	ND<0.50
	1/31/2011	--	310	1,300	--	ND<250	ND<0.50	--	ND<0.50	ND<0.50	ND<0.50	ND<0.50
	4/26/2011	--	240	770	--	ND<250	ND<0.50	--	ND<0.50	ND<0.50	ND<0.50	ND<0.50
	7/25/2011	--	170	1,100	--	ND<250	ND<0.50	--	ND<0.50	ND<0.50	ND<0.50	ND<0.50
	10/7/2011	--	100	840	--	ND<250	ND<0.50	--	ND<0.50	ND<0.50	ND<0.50	ND<0.50

Table 6
Historical Groundwater Analytical Results - Oxygenate Compounds
76 Service Station No. 1156 (351645)
4276 MacArthur Boulevard
Oakland, California

WELL ID	DATE	MTBE (8021B) (µg/L)	MTBE (8260B) (µg/L)	TBA (µg/L)	ETHANOL (8260B) (µg/L)	ETHANOL (8015B) (µg/L)	EDB (µg/L)	EDB (504) (µg/L)	1,2-EDC (µg/L)	DIPE (µg/L)	ETBE (µg/L)	TAME (µg/L)
MW-2B cont.	1/23/2012	--	95	370	--	ND<250	ND<0.50	--	ND<0.50	ND<0.50	ND<0.50	ND<0.50
	4/6/2012	--	140	310	--	ND<250	ND<0.50	--	ND<0.50	ND<0.50	ND<0.50	ND<0.50
	7/24/2012	--	53	270	--	ND<250	ND<0.50	--	ND<0.50	ND<0.50	ND<0.50	ND<0.50
	2/8/2013	--	1.2	ND<10	ND<250	--	ND<0.50	--	ND<0.50	ND<0.50	ND<0.50	ND<0.50
	7/10/2013	--	0.86	ND<10	ND<250	--	ND<0.50	--	ND<0.50	ND<0.50	ND<0.50	ND<0.50
	1/16/2014	--	9.6	ND<10	ND<250	--	ND<0.50	--	ND<0.50	ND<0.50	ND<0.50	ND<0.50
MW-3	7/20/1999	330	--	--	--	--	--	--	--	--	--	--
	9/28/1999	443	288	ND	--	--	--	--	--	ND	ND	8.80
	1/7/2000	1,940	--	--	--	--	--	--	--	--	--	--
	3/31/2000	2,800	--	--	--	--	--	--	--	--	--	--
	7/14/2000	548	--	--	--	--	--	--	--	--	--	--
	10/3/2000	965	--	--	--	--	--	--	--	--	--	--
	1/3/2001	3,300	--	--	--	--	--	--	--	--	--	--
	4/4/2001	1,050	450	ND	--	ND	ND	--	ND	ND	ND	ND
	7/17/2001	ND	350	ND	--	ND	ND	--	ND	ND	ND	ND
	10/3/2001	ND<1000	--	--	--	--	--	--	--	--	--	--
	1/28/2002	3,200	210	--	--	--	--	--	--	--	--	--
	4/25/2002	500	260	--	--	--	--	--	--	--	--	--
	7/18/2002	ND<250	270	ND<50	--	ND<1,200,000	ND<5.0	--	ND<5.0	ND<5.0	ND<5.0	ND<5.0
	10/7/2002	ND<120	ND<200	ND<10,000	--	ND<50,000,000	ND<200	--	ND<200	ND<200	ND<200	ND<200
	1/6/2003	440	110	ND<4,000	--	23,000,000	ND<80	--	ND<80	ND<80	ND<80	ND<80
	4/7/2003	440	100	ND<4,000	--	ND<20,000,000	ND<80	--	ND<80	ND<80	ND<80	ND<80
	7/7/2003	280	100	ND<2,000	--	ND<10,000,000	ND<40	--	ND<40	ND<40	ND<40	ND<40
	10/9/2003	--	190	ND<1,000	--	ND<5,000	ND<20	--	ND<20	ND<20	ND<20	ND<20
	1/14/2004	190	230	ND<1,000	--	ND<5,000	ND<20	--	ND<20	ND<20	ND<20	ND<20
	4/28/2004	740	240	ND<12	--	ND<1,000	ND<3	--	ND<3	ND<1	ND<1	ND<1
	7/12/2004	180	100	350	--	ND<20,000	ND<10	--	ND<10	ND<20	ND<20	ND<20
10/25/2004	94	260	39	--	ND<250	ND<2.5	--	ND<2.5	ND<5.0	ND<2.5	ND<2.5	
1/17/2005	55	200	120	--	ND<250	ND<2.5	--	ND<2.5	ND<5.0	ND<2.5	ND<2.5	
4/6/2005	ND<250	200	150	--	ND<1,000	ND<10	--	ND<10	ND<10	ND<10	ND<10	
7/8/2005	ND<250	150	64	--	ND<250	ND<2.5	--	ND<2.5	ND<2.5	ND<2.5	ND<2.5	
10/7/2005	260	180	ND<200	--	ND<5,000	ND<10	--	ND<10	ND<10	ND<10	ND<10	
1/27/2006	280	250	ND<10	--	ND<250	ND<0.50	--	1.5	ND<0.50	ND<0.50	ND<0.50	
4/28/2006	230	180	190	--	ND<250	ND<0.50	--	0.63	ND<0.50	ND<0.50	ND<0.50	
7/28/2006	250	150	ND<10	--	ND<250	ND<0.50	--	ND<0.50	ND<0.50	ND<0.50	ND<0.50	

Table 6
Historical Groundwater Analytical Results - Oxygenate Compounds
76 Service Station No. 1156 (351645)
4276 MacArthur Boulevard
Oakland, California

WELL ID	DATE	MTBE (8021B) (µg/L)	MTBE (8260B) (µg/L)	TBA (µg/L)	ETHANOL (8260B) (µg/L)	ETHANOL (8015B) (µg/L)	EDB (µg/L)	EDB (504) (µg/L)	1,2-EDC (µg/L)	DIPE (µg/L)	ETBE (µg/L)	TAME (µg/L)
MW-3 cont.	10/27/2006	250	140	ND<10	--	ND<250	ND<0.50	--	1.3	ND<0.50	ND<0.50	ND<0.50
	1/10/2007	230	150	66	--	ND<250	ND<0.50	--	1.4	ND<0.50	ND<0.50	ND<0.50
	4/13/2007	230	160	ND<10	--	ND<250	ND<0.50	--	1.2	ND<0.50	ND<0.50	ND<0.50
	7/19/2007	190	180	ND<10	--	ND<250	ND<0.50	--	ND<0.50	ND<0.50	ND<0.50	ND<0.50
	10/8/2007	180	120	ND<20	--	ND<500	ND<1.0	--	1.1	ND<1.0	ND<1.0	ND<1.0
	1/9/2008	290	120	ND<20	--	ND<500	ND<1.0	--	ND<1.0	ND<1.0	ND<1.0	ND<1.0
	4/4/2008	--	120	ND<50	--	ND<1,200	ND<2.5	--	ND<2.5	ND<2.5	ND<2.5	ND<2.5
	7/3/2008	--	190	ND<10	--	ND<250	ND<0.50	--	ND<0.50	ND<0.50	ND<0.50	ND<0.50
	10/3/2008	--	71	ND<100	--	ND<2,500	ND<5.0	--	ND<5.0	ND<5.0	ND<5.0	ND<5.0
	1/22/2009	--	130	ND<20	--	ND<500	ND<1.0	--	ND<1.0	ND<1.0	ND<1.0	ND<1.0
	4/13/2009	--	120	ND<10	--	ND<250	ND<0.50	--	1.0	ND<0.50	ND<0.50	ND<0.50
	7/23/2009	--	120	ND<100	--	ND<2,500	ND<5.0	--	ND<5.0	ND<5.0	ND<5.0	ND<5.0
	2/1/2010	--	97	--	--	--	--	--	--	--	--	--
	8/2/2010	--	89	--	--	--	--	ND<0.50	--	ND<0.50	--	--
	8/24/2010	--	--	--	--	--	--	--	--	--	--	--
MW-3B	11/1/2010	--	46	ND<10	--	ND<250	ND<0.50	--	ND<0.50	ND<0.50	ND<0.50	ND<0.50
	1/31/2011	--	73	ND<10	--	ND<250	ND<0.50	--	ND<0.50	ND<0.50	ND<0.50	ND<0.50
	4/26/2011	--	52	ND<10	--	ND<250	ND<0.50	--	ND<0.50	ND<0.50	ND<0.50	ND<0.50
	7/25/2011	--	62	47	--	ND<250	ND<0.50	--	ND<0.50	ND<0.50	ND<0.50	ND<0.50
	10/7/2011	--	61	64	--	ND<250	ND<0.50	--	ND<0.50	ND<0.50	ND<0.50	ND<0.50
	1/23/2012	--	56	ND<10	--	ND<250	ND<0.50	--	ND<0.50	ND<0.50	ND<0.50	ND<0.50
	4/6/2012	--	68	ND<10	--	ND<250	ND<0.50	--	ND<0.50	ND<0.50	ND<0.50	ND<0.50
	7/24/2012	--	54	ND<10	--	ND<250	ND<0.50	--	ND<0.50	ND<0.50	ND<0.50	ND<0.50
	2/8/2013	--	20	ND<10	ND<250	--	ND<0.50	--	ND<0.50	ND<0.50	ND<0.50	ND<0.50
	7/10/2013	--	14	ND<100	ND<2,500	--	ND<5.0	--	ND<5.0	ND<5.0	ND<5.0	ND<5.0
1/16/2014	--	13	ND<10	ND<250	--	ND<5.0	--	1.2	ND<0.50	ND<0.50	ND<0.50	
MW-4	7/20/1999	100	--	--	--	--	--	--	--	--	--	--
	9/28/1999	416	459	ND	--	--	--	--	--	ND	ND	ND
	1/7/2000	764	--	--	--	--	--	--	--	--	--	--
	3/31/2000	1,000	--	--	--	--	--	--	--	--	--	--
	7/14/2000	1,530	--	--	--	--	--	--	--	--	--	--
	10/3/2000	1,040	--	--	--	--	--	--	--	--	--	--
	1/3/2001	850	--	--	--	--	--	--	--	--	--	--
	4/4/2001	1,140	819	ND	--	ND	ND	--	ND	ND	ND	ND

Table 6
Historical Groundwater Analytical Results - Oxygenate Compounds
76 Service Station No. 1156 (351645)
4276 MacArthur Boulevard
Oakland, California

WELL ID	DATE	MTBE (8021B) (µg/L)	MTBE (8260B) (µg/L)	TBA (µg/L)	ETHANOL (8260B) (µg/L)	ETHANOL (8015B) (µg/L)	EDB (µg/L)	EDB (504) (µg/L)	1,2-EDC (µg/L)	DIPE (µg/L)	ETBE (µg/L)	TAME (µg/L)
MW-4 cont.	7/17/2001	1,200	900	ND	--	ND	ND	--	ND	ND	ND	ND
	10/3/2001	580	820	--	--	--	--	--	--	--	--	--
	1/28/2002	1,100	500	--	--	--	--	--	--	--	--	--
	4/25/2002	680	600	--	--	--	--	--	--	--	--	--
	7/18/2002	530	760	ND<100	--	ND<2,500,000	ND<10	--	49	ND<10	ND<10	ND<10
	10/7/2002	650	540	ND<10,000	--	ND<50,000,000	ND<200	--	ND<200	ND<200	ND<200	ND<200
	1/6/2003	370	520	ND<1,000	--	ND<5,000,000	ND<20	--	ND<20	ND<20	ND<20	ND<20
	4/7/2003	550	420	ND<1,000	--	ND<5,000,000	ND<20	--	ND<20	ND<20	ND<20	ND<20
	7/7/2003	480	450	ND<1,000	--	ND<5,000,000	ND<20	--	ND<20	ND<20	ND<20	ND<20
	10/9/2003	--	270	ND<200	--	ND<1,000	ND<4.0	--	ND<4.0	ND<4.0	ND<4.0	ND<4.0
	1/14/2004	150	180	ND<200	--	ND<1,000	ND<4.0	--	6.5	ND<4.0	ND<4.0	ND<4.0
	4/28/2004	490	310	150	--	ND<1,000	ND<0.5	--	ND<0.5	ND<1	ND<1	ND<1
	7/12/2004	710	470	210	--	ND<4,000	ND<3	--	14	ND<5	ND<5	ND<5
	10/25/2004	200	170	38	--	ND<100	ND<1.0	--	2.0	ND<2.0	ND<1.0	ND<1.0
	1/17/2005	240	200	110	--	ND<100	ND<1.0	--	3.6	ND<2.0	ND<1.0	ND<1.0
	4/6/2005	ND<25	26	ND<25	--	73,000	ND<2.5	--	ND<2.5	ND<2.5	ND<2.5	ND<2.5
	7/8/2005	ND<25	64	29	--	ND<50	ND<0.50	--	1.2	ND<0.50	ND<0.50	ND<0.50
	10/7/2005	370	310	210	--	ND<250	ND<0.50	--	26	ND<0.50	ND<0.50	ND<0.50
	1/27/2006	320	240	280	--	ND<2,500	ND<5.0	--	ND<5.0	ND<5.0	ND<5.0	ND<5.0
	4/28/2006	140	140	130	--	ND<250	ND<0.50	--	0.97	ND<0.50	ND<0.50	ND<0.50
	7/28/2006	170	150	64	--	ND<250	ND<0.50	--	5.8	ND<0.50	ND<0.50	ND<0.50
	10/27/2006	130	130	54	--	ND<250	ND<0.50	--	1.5	ND<0.50	ND<0.50	ND<0.50
	1/10/2007	160	150	33	--	310	ND<0.50	--	1.9	ND<0.50	ND<0.50	ND<0.50
	4/13/2007	210	160	82	--	ND<250	ND<0.50	--	0.77	ND<0.50	ND<0.50	ND<0.50
	7/19/2007	120	130	13	--	ND<250	ND<0.50	--	ND<0.50	ND<0.50	ND<0.50	ND<0.50
	10/8/2007	160	150	ND<20	--	ND<500	ND<1.0	--	ND<1.0	ND<1.0	ND<1.0	ND<1.0
	1/9/2008	210	220	ND<20	--	ND<500	ND<1.0	--	ND<1.0	ND<1.0	ND<1.0	ND<1.0
	4/4/2008	--	110	27	--	ND<250	ND<0.50	--	1.0	ND<0.50	ND<0.50	ND<0.50
	7/3/2008	--	100	27	--	ND<250	ND<0.50	--	1.4	ND<0.50	ND<0.50	ND<0.50
	10/3/2008	--	100	ND<10	--	ND<250	ND<0.50	--	ND<0.50	ND<0.50	ND<0.50	ND<0.50
	1/22/2009	--	96	ND<10	--	ND<250	ND<0.50	--	ND<0.50	ND<0.50	ND<0.50	ND<0.50
	4/13/2009	--	88	39	--	ND<250	ND<0.50	--	1.4	ND<0.50	ND<0.50	ND<0.50
	7/23/2009	--	92	42	--	ND<250	ND<0.50	--	1.5	ND<0.50	ND<0.50	ND<0.50
	2/1/2010	--	51	--	--	--	--	--	--	--	--	--
	8/2/2010	--	48	--	--	--	ND<0.50	ND<1.0	1.4	--	--	--
	8/24/2010	--	--	--	--	--	--	--	--	--	--	--

Table 6
Historical Groundwater Analytical Results - Oxygenate Compounds
76 Service Station No. 1156 (351645)
4276 MacArthur Boulevard
Oakland, California

WELL ID	DATE	MTBE (8021B) (µg/L)	MTBE (8260B) (µg/L)	TBA (µg/L)	ETHANOL (8260B) (µg/L)	ETHANOL (8015B) (µg/L)	EDB (µg/L)	EDB (504) (µg/L)	1,2-EDC (µg/L)	DIPE (µg/L)	ETBE (µg/L)	TAME (µg/L)
MW-4B	11/1/2010	--	20	ND<10	--	ND<250	ND<0.50	--	ND<0.50	ND<0.50	ND<0.50	ND<0.50
	1/31/2011	--	30	ND<10	--	ND<250	ND<0.50	--	ND<0.50	ND<0.50	ND<0.50	ND<0.50
	4/26/2011	--	26	25	--	ND<250	ND<0.50	--	ND<0.50	ND<0.50	ND<0.50	ND<0.50
	7/25/2011	--	28	ND<10	--	ND<250	ND<0.50	--	ND<0.50	ND<0.50	ND<0.50	ND<0.50
	10/7/2011	--	25	25	--	ND<250	ND<0.50	--	ND<0.50	ND<0.50	ND<0.50	ND<0.50
	1/23/2012	--	17	ND<10	--	ND<250	ND<0.50	--	ND<0.50	ND<0.50	ND<0.50	ND<0.50
	4/6/2012	--	21	ND<10	--	ND<250	ND<0.50	--	ND<0.50	ND<0.50	ND<0.50	ND<0.50
	7/24/2012	--	24	ND<10	--	ND<250	ND<0.50	--	ND<0.50	ND<0.50	ND<0.50	ND<0.50
	2/8/2013	--	2.8	ND<10	ND<250	--	ND<0.50	--	ND<0.50	ND<0.50	ND<0.50	ND<0.50
	7/10/2013	--	0.64	ND<10	ND<250	--	ND<0.50	--	ND<0.50	ND<0.50	ND<0.50	ND<0.50
	1/16/2014	--	2.3	ND<10	ND<250	--	ND<0.50	--	ND<0.50	ND<0.50	ND<0.50	ND<0.50
	MW-5	10/3/2001	1,800	2,100	--	--	--	--	--	--	--	--
1/28/2002		650	550	--	--	--	--	--	--	--	--	--
4/25/2002		2,200	2,400	--	--	--	--	--	--	--	--	--
7/18/2002		530	690	ND<20	--	ND<500,000	ND<2.0	--	ND<2.0	ND<2.0	ND<2.0	ND<2.0
10/7/2002		300	330	ND<100	--	ND<500,000	ND<2.0	--	ND<2.0	ND<2.0	ND<2.0	ND<2.0
1/6/2003		410	350	ND<100	--	ND<500,000	ND<2.0	--	ND<2.0	ND<2.0	ND<2.0	ND<2.0
4/7/2003		450	420	ND<500	--	ND<2,500,000	ND<10	--	ND<10	ND<10	ND<10	ND<10
7/7/2003		220	200	ND<200	--	ND<1,000,000	ND<4.0	--	ND<4.0	ND<4.0	ND<4.0	ND<4.0
10/9/2003		--	290	ND<200	--	ND<1,000	ND<4.0	--	ND<4.0	ND<4.0	ND<4.0	ND<4.0
1/14/2004		670	760	ND<2,000	--	ND<10,000	ND<40	--	ND<40	ND<40	ND<40	ND<40
4/28/2004		1,200	790	ND<12	--	ND<1,000	ND<0.5	--	1.8	ND<1	ND<1	ND<1
7/12/2004		2.8	ND<0.5	ND<12	--	ND<800	ND<0.5	--	0.76	ND<1	ND<1	ND<1
10/25/2004		780	1,100	ND<500	--	ND<5,000	ND<50	--	ND<50	ND<100	ND<50	ND<50
1/17/2005		530	550	100	--	ND<250	ND<2.5	--	ND<2.5	ND<5.0	ND<2.5	ND<2.5
4/6/2005		600	760	7.6	--	ND<50	ND<0.50	--	1.4	ND<0.50	ND<0.50	ND<0.50
7/8/2005		570	630	180	--	ND<500	ND<5.0	--	ND<5.0	ND<5.0	ND<5.0	ND<5.0
10/7/2005		530	490	ND<10	--	ND<250	ND<0.50	--	1.0	ND<0.50	ND<0.50	ND<0.50
1/27/2006		580	610	1,000	--	ND<2,500	ND<5.0	--	ND<5.0	ND<5.0	ND<5.0	ND<5.0
4/28/2006		590	520	130	--	ND<250	ND<0.50	--	0.95	ND<0.50	ND<0.50	ND<0.50
7/28/2006		440	420	ND<100	--	ND<2,500	ND<5.0	--	ND<5.0	ND<5.0	ND<5.0	ND<5.0
10/27/2006	460	390	43	--	ND<250	ND<0.50	--	1.5	ND<0.50	ND<0.50	ND<0.50	
1/10/2007	430	420	28	--	ND<250	ND<0.50	--	1.7	ND<0.50	ND<0.50	ND<0.50	
4/13/2007	160	120	ND<10	--	ND<250	ND<0.50	--	0.84	ND<0.50	ND<0.50	ND<0.50	

Table 6
Historical Groundwater Analytical Results - Oxygenate Compounds
76 Service Station No. 1156 (351645)
4276 MacArthur Boulevard
Oakland, California

WELL ID	DATE	MTBE (8021B) (µg/L)	MTBE (8260B) (µg/L)	TBA (µg/L)	ETHANOL (8260B) (µg/L)	ETHANOL (8015B) (µg/L)	EDB (µg/L)	EDB (504) (µg/L)	1,2-EDC (µg/L)	DIPE (µg/L)	ETBE (µg/L)	TAME (µg/L)
MW-5 cont.	7/19/2007	19	23	ND<10	--	ND<250	ND<0.50	--	ND<5.0	ND<0.50	ND<0.50	ND<0.50
	10/8/2007	310	280	ND<10	--	ND<250	ND<0.50	--	1.3	ND<0.50	ND<0.50	ND<0.50
	1/9/2008	170	170	ND<10	--	ND<250	ND<0.50	--	1.2	ND<0.50	ND<0.50	ND<0.50
	4/4/2008	--	260	ND<10	--	ND<250	ND<0.50	--	1.4	ND<0.50	ND<0.50	ND<0.50
	7/3/2008	--	360	ND<10	--	ND<250	ND<0.50	--	1.5	ND<0.50	ND<0.50	ND<0.50
	10/3/2008	--	240	ND<10	--	ND<250	ND<0.50	--	ND<0.50	ND<0.50	ND<0.50	ND<0.50
	1/22/2009	--	170	ND<10	--	ND<250	ND<0.50	--	ND<0.50	ND<0.50	ND<0.50	ND<0.50
	4/13/2009	--	190	ND<10	--	ND<250	ND<0.50	--	1.2	ND<0.50	ND<0.50	ND<0.50
	7/23/2009	--	210	ND<10	--	ND<250	ND<0.50	--	1.8	ND<0.50	ND<0.50	ND<0.50
	2/1/2010	--	120	--	--	--	--	--	--	--	--	--
	8/2/2010	--	42	--	--	--	ND<0.50	--	ND<0.50	--	--	--
	11/1/2010	--	--	--	--	--	--	--	--	--	--	--
	1/31/2011	--	130	ND<10	--	ND<250	ND<0.50	--	1.6	ND<0.50	ND<0.50	ND<0.50
	4/26/2011	--	--	--	--	--	--	--	--	--	--	--
	7/25/2011	--	130	ND<10	--	ND<250	ND<0.50	--	1.6	ND<0.50	ND<0.50	ND<0.50
	10/7/2011	--	--	--	--	--	--	--	--	--	--	--
	1/23/2012	--	52	22	--	ND<250	ND<0.50	--	0.92	ND<0.50	ND<0.50	ND<0.50
	4/6/2012	--	--	--	--	--	--	--	--	--	--	--
	7/24/2012	--	81	20	--	ND<250	ND<0.50	--	1.4	ND<0.50	ND<0.50	ND<0.50
	2/8/2013	--	21	ND<10	ND<250	--	ND<0.50	--	ND<0.50	ND<0.50	ND<0.50	ND<0.50
7/10/2013	--	4.7	ND<10	ND<250	--	ND<0.50	--	ND<0.50	ND<0.50	ND<0.50	ND<0.50	
1/16/2014	--	39	ND<10	ND<250	--	ND<0.50	--	0.67	ND<0.50	ND<0.50	ND<0.50	
MW-6	10/3/2001	200	270	--	--	--	--	--	--	--	--	--
	1/28/2002	ND<2.5	--	--	--	--	--	--	--	--	--	--
	4/25/2002	ND<2.5	--	--	--	--	--	--	--	--	--	--
	7/18/2002	ND<2.5	ND<2.0	ND<20	--	ND<500,000	ND<2.0	--	ND<2.0	ND<2.0	ND<2.0	ND<2.0
	10/7/2002	ND<2.5	ND<2.0	ND<100	--	ND<500,000	ND<2.0	--	ND<2.0	ND<2.0	ND<2.0	ND<2.0
	1/6/2003	ND<2.0	ND<2.0	ND<100	--	ND<500,000	ND<2.0	--	ND<2.0	ND<2.0	ND<2.0	ND<2.0
	4/7/2003	46	46	ND<100	--	ND<500,000	ND<2.0	--	ND<2.0	ND<2.0	ND<2.0	ND<2.0
	7/7/2003	ND<2.0	ND<2.0	ND<100	--	ND<500,000	ND<2.0	--	ND<2.0	ND<2.0	ND<2.0	ND<2.0
	10/9/2003	--	ND<2.0	ND<100	--	ND<500	ND<2.0	--	ND<2.0	ND<2.0	ND<2.0	ND<2.0
	1/14/2004	ND<5.0	ND<2.0	ND<100	--	ND<500	ND<2.0	--	ND<2.0	ND<2.0	ND<2.0	ND<2.0
	4/28/2004	ND<1	ND<0.5	ND<12	--	ND<1,000	ND<0.5	--	ND<0.5	ND<1	ND<1	ND<1
	7/12/2004	6.4	ND<0.5	ND<12	--	ND<800	ND<0.5	--	ND<0.5	ND<1	ND<1	ND<1
10/25/2004	ND<5.0	0.57	ND<5.0	--	ND<50	ND<0.50	--	ND<0.50	ND<1.0	ND<0.50	ND<0.50	

Table 6
Historical Groundwater Analytical Results - Oxygenate Compounds
76 Service Station No. 1156 (351645)
4276 MacArthur Boulevard
Oakland, California

WELL ID	DATE	MTBE (8021B) (µg/L)	MTBE (8260B) (µg/L)	TBA (µg/L)	ETHANOL (8260B) (µg/L)	ETHANOL (8015B) (µg/L)	EDB (µg/L)	EDB (504) (µg/L)	1,2-EDC (µg/L)	DIPE (µg/L)	ETBE (µg/L)	TAME (µg/L)
MW-6 cont.	1/17/2005	ND<5.0	ND<0.50	ND<5.0	--	ND<50	ND<0.50	--	ND<0.50	ND<1.0	ND<0.50	ND<0.50
	4/6/2005	ND<5.0	ND<0.50	ND<5.0	--	ND<50	ND<0.50	--	ND<0.50	ND<0.50	ND<0.50	ND<0.50
	7/8/2005	ND<5.0	ND<0.50	ND<5.0	--	ND<50	ND<0.50	--	ND<0.50	ND<0.50	ND<0.50	ND<0.50
	10/7/2005	ND<1.0	ND<0.50	ND<10	--	ND<250	ND<0.50	--	ND<0.50	ND<0.50	ND<0.50	ND<0.50
	1/27/2006	ND<1.0	ND<0.50	ND<10	--	ND<250	ND<0.50	--	ND<0.50	ND<0.50	ND<0.50	ND<0.50
	4/28/2006	ND<1.0	ND<0.50	ND<10	--	ND<250	ND<0.50	--	ND<0.50	ND<0.50	ND<0.50	ND<0.50
	7/28/2006	ND<1.0	ND<0.50	ND<10	--	ND<250	ND<0.50	--	ND<0.50	ND<0.50	ND<0.50	ND<0.50
	10/27/2006	ND<1.0	ND<0.50	ND<10	--	ND<250	ND<0.50	--	ND<0.50	ND<0.50	ND<0.50	ND<0.50
	1/10/2007	ND<1.0	ND<0.50	ND<10	--	ND<250	ND<0.50	--	ND<0.50	ND<0.50	ND<0.50	ND<0.50
	4/13/2007	ND<1.0	ND<0.50	ND<10	--	ND<250	ND<0.50	--	ND<0.50	ND<0.50	ND<0.50	ND<0.50
	7/19/2007	ND<1.0	ND<0.50	ND<10	--	ND<250	ND<0.50	--	ND<0.50	ND<0.50	ND<0.50	ND<0.50
	10/8/2007	ND<1.0	0.80	ND<10	--	ND<250	ND<0.50	--	ND<0.50	ND<0.50	ND<0.50	ND<0.50
	1/9/2008	ND<1.0	ND<0.50	ND<10	--	ND<250	ND<0.50	--	ND<0.50	ND<0.50	ND<0.50	ND<0.50
	4/4/2008	--	ND<0.50	ND<10	--	ND<250	ND<0.50	--	ND<0.50	ND<0.50	ND<0.50	ND<0.50
	7/3/2008	--	1.4	ND<10	--	ND<250	ND<0.50	--	ND<0.50	ND<0.50	ND<0.50	ND<0.50
	10/3/2008	--	1.8	ND<10	--	ND<250	ND<0.50	--	ND<0.50	ND<0.50	ND<0.50	ND<0.50
	1/22/2009	--	1.2	ND<10	--	ND<250	ND<0.50	--	ND<0.50	ND<0.50	ND<0.50	ND<0.50
	4/13/2009	--	0.72	ND<10	--	ND<250	ND<0.50	--	ND<0.50	ND<0.50	ND<0.50	ND<0.50
	7/23/2009	--	--	--	--	--	--	--	--	--	--	--
	2/1/2010	--	--	--	--	--	--	--	--	--	--	--
8/2/2010	--	--	--	--	--	--	--	--	--	--	--	
8/24/2010	--	--	--	--	--	--	--	--	--	--	--	
MW-7	10/3/2001	35,000	40,000	--	--	--	--	--	--	--	--	--
	1/28/2002	42,000	38,000	--	--	--	--	--	--	--	--	--
	4/25/2002	42,000	45,000	--	--	--	--	--	--	--	--	--
	7/18/2002	51,000	53,000	33,000	--	ND<5,000,000	ND<20	--	ND<20	ND<20	ND<20	ND<20
	10/7/2002	33,000	38,000	26,000	--	ND<100,000,000	ND<400	--	ND<400	ND<400	ND<400	ND<400
	1/6/2003	3,900	3,100	ND<10,000	--	ND<50,000,000	ND<200	--	ND<200	ND<200	ND<200	ND<200
	4/7/2003	32,000	28,000	ND<40,000	--	ND<200,000,000	ND<800	--	ND<800	ND<800	ND<800	ND<800
	7/7/2003	36,000	45,000	27,000	--	ND<100,000,000	ND<400	--	ND<400	ND<400	ND<400	ND<400
	10/9/2003	--	20,000	ND<25,000	--	ND<130,000	ND<500	--	ND<500	ND<500	ND<500	ND<500
	1/14/2004	20,000	25,000	ND<40,000	--	ND<200,000	ND<800	--	ND<800	ND<800	ND<800	ND<800
	4/28/2004	30,000	21,000	9,200	--	ND<1,000	ND<0.5	--	6.8	ND<1	ND<1	12
7/12/2004	12,000	11,000	4,600	--	ND<8,000	ND<5	--	5.1	ND<10	ND<10	ND<10	
10/25/2004	13,000	14,000	3,900	--	ND<5,000	ND<50	--	ND<50	ND<100	ND<50	ND<50	

Table 6
Historical Groundwater Analytical Results - Oxygenate Compounds
76 Service Station No. 1156 (351645)
4276 MacArthur Boulevard
Oakland, California

WELL ID	DATE	MTBE (8021B) (µg/L)	MTBE (8260B) (µg/L)	TBA (µg/L)	ETHANOL (8260B) (µg/L)	ETHANOL (8015B) (µg/L)	EDB (µg/L)	EDB (504) (µg/L)	1,2-EDC (µg/L)	DIPE (µg/L)	ETBE (µg/L)	TAME (µg/L)	
MW-7 cont.	1/17/2005	17,000	16,000	4,200	--	ND<5,000	ND<50	--	ND<50	ND<100	ND<50	ND<50	
	4/6/2005	14,000	17,000	4,200	--	ND<10,000	ND<0.50	--	6.4	ND<0.50	ND<0.50	9.3	
	7/8/2005	8,600	11,000	4,300	--	ND<5,000	ND<50	--	ND<50	ND<50	ND<50	ND<50	
	10/7/2005	9,400	9,800	1,100	--	ND<12,000	ND<25	--	ND<25	ND<25	ND<25	ND<25	
	1/27/2006	9,900	7,900	1,600	--	ND<25,000	ND<50	--	ND<50	ND<50	ND<50	ND<50	
	4/28/2006	9,600	11,000	2,900	--	ND<250	ND<0.50	--	3.4	ND<0.50	ND<0.50	6.3	
	7/28/2006	5,000	5,300	1,300	--	ND<6,200	ND<12	--	ND<12	ND<12	ND<12	ND<12	
	10/27/2006	4,700	3,700	1,700	--	ND<2,500	ND<5.0	--	ND<5.0	ND<5.0	ND<5.0	ND<5.0	
	1/10/2007	4,400	4,400	1,300	--	ND<2,500	ND<5.0	--	ND<5.0	ND<5.0	ND<5.0	ND<5.0	
	4/13/2007	--	--	--	--	--	--	--	--	--	--	--	--
	7/19/2007	2,700	3,300	ND<100	--	ND<2,500	ND<5.0	--	ND<5.0	ND<5.0	ND<5.0	ND<5.0	
	10/8/2007	2,500	2,200	ND<500	--	ND<12,000	ND<25	--	ND<25	ND<25	ND<25	ND<25	
	1/9/2008	1,900	1,900	2,700	--	ND<250	ND<0.50	--	1.2	ND<0.50	ND<0.50	1.1	
	4/4/2008	--	2,700	1,400	--	ND<6,200	ND<12	--	ND<12	ND<12	ND<12	ND<12	
	7/3/2008	--	2,300	940	--	ND<250	ND<0.50	--	2.2	ND<0.50	ND<0.50	1.2	
	10/3/2008	--	1,800	540	--	ND<1,200	ND<2.5	--	ND<2.5	ND<2.5	ND<2.5	ND<2.5	
	1/22/2009	--	1,300	370	--	ND<1,200	ND<2.5	--	ND<2.5	ND<2.5	ND<2.5	ND<2.5	
	4/13/2009	--	1,200	420	--	ND<5,000	ND<10	--	ND<10	ND<10	ND<10	ND<10	
	7/23/2009	--	900	370	--	ND<2,500	ND<5.0	--	ND<5.0	ND<5.0	ND<5.0	ND<5.0	
	2/1/2010	--	720	--	--	--	--	--	--	--	--	--	--
	8/2/2010	--	770	--	--	--	--	ND<0.50	--	1.9	--	--	--
	11/1/2010	--	--	--	--	--	--	--	--	--	--	--	--
	1/31/2011	--	600	160	--	--	ND<250	ND<0.50	--	1.3	ND<0.50	ND<0.50	ND<0.50
	4/26/2011	--	--	--	--	--	--	--	--	--	--	--	--
	7/25/2011	--	620	220	--	--	ND<250	ND<0.50	--	1.6	ND<0.50	ND<0.50	ND<0.50
	10/7/2011	--	--	--	--	--	--	--	--	--	--	--	--
1/23/2012	--	390	190	--	--	ND<250	ND<0.50	--	1.2	ND<0.50	ND<0.50	ND<0.50	
4/6/2012	--	--	--	--	--	--	--	--	--	--	--	--	
7/24/2012	--	300	160	--	--	ND<250	ND<0.50	--	1.5	ND<0.50	ND<0.50	ND<0.50	
2/8/2013	--	610	ND<50	--	ND<1,200	--	ND<2.5	--	ND<2.5	ND<2.5	ND<2.5	ND<2.5	
7/10/2013	--	450	44	--	ND<250	--	ND<0.50	--	1.2	ND<0.50	ND<0.50	ND<0.50	
1/16/2014	--	310	ND<10	--	ND<250	--	ND<0.50	--	1.4	ND<0.50	ND<0.50	ND<0.50	
MW-8	1/18/2008	ND<1.0	ND<0.50	ND<10	--	ND<250	ND<0.50	--	ND<0.50	ND<0.50	ND<0.50	ND<0.50	
	4/4/2008	--	ND<0.50	ND<10	--	ND<250	ND<0.50	--	ND<0.50	ND<0.50	ND<0.50	ND<0.50	
	7/3/2008	--	ND<0.50	ND<10	--	ND<250	ND<0.50	--	ND<0.50	ND<0.50	ND<0.50	ND<0.50	

Table 6
Historical Groundwater Analytical Results - Oxygenate Compounds
76 Service Station No. 1156 (351645)
4276 MacArthur Boulevard
Oakland, California

WELL ID	DATE	MTBE (8021B) (µg/L)	MTBE (8260B) (µg/L)	TBA (µg/L)	ETHANOL (8260B) (µg/L)	ETHANOL (8015B) (µg/L)	EDB (µg/L)	EDB (504) (µg/L)	1,2-EDC (µg/L)	DIPE (µg/L)	ETBE (µg/L)	TAME (µg/L)
MW-8 cont.	10/3/2008	--	ND<0.50	ND<10	--	ND<250	ND<0.50	--	ND<0.50	ND<0.50	ND<0.50	ND<0.50
	1/22/2009	--	ND<0.50	ND<10	--	ND<250	ND<0.50	--	ND<0.50	ND<0.50	ND<0.50	ND<0.50
	4/13/2009	--	ND<0.50	ND<10	--	ND<250	ND<0.50	--	ND<0.50	ND<0.50	ND<0.50	ND<0.50
	7/23/2009	--	ND<0.50	ND<10	--	ND<250	ND<0.50	--	ND<0.50	ND<0.50	ND<0.50	ND<0.50
	2/1/2010	--	ND<0.50	--	--	--	--	--	--	--	--	--
	8/2/2010	--	--	--	--	--	--	--	--	--	--	--
	8/24/2010	--	--	--	--	--	--	--	--	--	--	--
MW-9A	7/10/2013	--	4.4	1,700	ND<250	--	ND<0.50	--	16	ND<0.50	ND<0.50	ND<0.50
	1/16/2014	--	ND<0.50	2,800	ND<250	--	ND<0.50	--	25	ND<0.50	ND<0.50	ND<0.50
MW-9B	7/10/2013	--	18	ND<10	ND<250	--	ND<0.50	--	ND<0.50	ND<0.50	ND<0.50	ND<0.50
	1/16/2014	--	56	ND<10	ND<250	--	ND<0.50	--	1.7	ND<0.50	ND<0.50	ND<0.50
MW-10A	7/10/2013	--	310	1,500	ND<2,500	--	ND<5.0	--	ND<5.0	ND<5.0	ND<5.0	ND<5.0
	1/16/2014	--	420	1,800	ND<2,500	--	ND<5.0	--	ND<5.0	ND<5.0	ND<5.0	ND<5.0
MW-10B	7/10/2013	--	110	370	ND<250	--	ND<0.50	--	3.5	ND<0.50	ND<0.50	ND<0.50
	1/16/2014	--	100	630	ND<250	--	ND<0.50	--	ND<0.50	ND<0.50	ND<0.50	ND<0.50
MW-11A	7/10/2013	--	3,600	4,900	ND<6,200	--	ND<12	--	ND<12	ND<12	ND<12	ND<12
	1/16/2014	--	3,600	4,000	ND<6,200	--	ND<12	--	ND<12	ND<12	ND<12	ND<12
MW-11B	7/10/2013	--	490	1,500	ND<1,200	--	ND<2.5	--	57	ND<2.5	ND<2.5	ND<2.5
	1/16/2014	--	2,100	5,200	ND<1,200	--	ND<2.5	--	ND<2.5	ND<2.5	ND<2.5	ND<2.5

Table 6
Historical Groundwater Analytical Results - Oxygenate Compounds
76 Service Station No. 1156 (351645)
4276 MacArthur Boulevard
Oakland, California

WELL ID	DATE	MTBE (8021B) (µg/L)	MTBE (8260B) (µg/L)	TBA (µg/L)	ETHANOL (8260B) (µg/L)	ETHANOL (8015B) (µg/L)	EDB (µg/L)	EDB (504) (µg/L)	1,2-EDC (µg/L)	DIPE (µg/L)	ETBE (µg/L)	TAME (µg/L)
---------	------	---------------------------	---------------------------	---------------	---------------------------	---------------------------	---------------	---------------------	-------------------	----------------	----------------	----------------

NOTES:

ND<# = Analyte not detected at or above indicated practical quantitation limit

µg/L = Micrograms per liter

-- = Not available

MTBE = Methyl t-butyl ether

TBA = t-butyl alcohol

EDB = 1,2-dibromoethane

1,2-EDC = 1,2-dichloroethane

DIPE = Diisopropyl ether

ETBE = Ethyl t-butyl ether

TAME = t-amyl methyl ether

ID = Identification

Table 7a
Historical Groundwater Analytical Results - Additional Analytes
76 Service Station No. 1156 (351645)
4276 MacArthur Boulevard
Oakland, California

WELL ID	DATE	Acenaphthylene (µg/L)	Bromo-dichloro-methane (µg/L)	Bromo-form (µg/L)	Bromo-methane (µg/L)	Carbon Tetra-chloride (µg/L)	Chloro-benzene (µg/L)	Chloro-ethane (µg/L)	Chloroform (µg/L)	Chloro-methane (µg/L)	Dibromo-chloro-methane (µg/L)	1,2-Dichloro-benzene (µg/L)	1,3-Dichloro-benzene (µg/L)
MW-1	7/20/1999	--	--	--	--	--	12	--	--	--	--	3.9	--
	9/28/1999	--	--	--	--	--	--	--	--	--	--	--	--
	1/7/2000	--	--	--	--	--	--	--	--	--	--	--	--
	3/31/2000	--	--	--	--	--	--	--	--	--	--	6.2	--
	7/14/2000	--	--	--	--	--	--	--	--	--	--	--	--
	10/3/2000	--	--	--	--	--	--	--	--	--	--	--	--
	1/3/2001	--	--	--	--	--	--	--	--	--	--	--	--
	4/4/2001	--	--	--	--	--	5.6	--	--	--	--	4.6	--
	7/17/2001	--	--	--	--	--	--	--	--	--	--	18	--
	10/5/2001	--	--	--	--	--	--	--	--	--	--	--	--
	1/28/2002	--	--	--	--	--	--	--	--	--	--	--	--
	4/25/2002	--	--	--	--	--	--	--	--	--	--	--	--
	7/18/2002	--	--	--	--	--	5.9	1.1	--	--	--	5.8	--
	10/7/2002	--	--	--	--	--	--	--	--	--	--	--	--
	1/6/2003	--	--	--	--	--	--	--	--	--	--	--	--
	4/7/2003	--	--	--	--	--	--	--	--	--	--	--	--
	7/7/2003	--	--	--	--	--	ND<120	--	--	--	--	--	--
	10/9/2003	--	--	--	--	--	--	--	--	--	--	--	--
	1/14/2004	--	--	--	--	--	--	--	--	--	--	--	--
	4/28/2004	--	--	--	--	--	--	--	--	--	--	--	--
	7/12/2004	ND<2	ND<10	ND<10	ND<20	ND<10	ND<10	ND<10	ND<10	ND<10	ND<10	ND<2	ND<2
	10/25/2004	--	--	--	--	--	--	--	--	--	--	--	--
	1/17/2005	--	--	--	--	--	--	--	--	--	--	--	--
	4/6/2005	--	--	--	--	--	--	--	--	--	--	--	--
	7/8/2005	--	ND<0.50	ND<2.0	ND<1.0	ND<0.50	12	1.0	ND<0.50	ND<1.0	ND<0.50	9.0	ND<0.50
	10/7/2005	--	--	--	--	--	--	--	--	--	--	--	--
	1/27/2006	--	--	--	--	--	--	--	--	--	--	--	--
	4/28/2006	--	--	--	--	--	--	--	--	--	--	--	--
	7/28/2006	--	ND<0.50	ND<0.50	ND<1.0	ND<0.50	ND<0.50	ND<0.50	ND<0.50	ND<0.50	ND<0.50	ND<0.50	ND<0.50
	10/27/2006	--	--	--	--	--	--	--	--	--	--	--	--
	1/10/2007	--	--	--	--	--	--	--	--	--	--	--	--
	4/13/2007	--	--	--	--	--	--	--	--	--	--	--	--
	7/19/2007	--	ND<50	ND<50	ND<100	ND<50	ND<50	ND<50	ND<50	ND<50	ND<50	ND<50	ND<50
	1/9/2008	--	--	--	--	--	--	--	--	--	--	--	--
	4/4/2008	--	--	--	--	--	--	--	--	--	--	--	--
	7/3/2008	--	ND<12	ND<12	ND<25	ND<12	ND<12	ND<12	ND<12	ND<12	ND<12	ND<12	ND<12
	10/3/2008	--	--	--	--	--	--	--	--	--	--	--	--
	1/22/2009	--	--	--	--	--	--	--	--	--	--	--	--
	4/13/2009	--	--	--	--	--	--	--	--	--	--	--	--
	7/23/2009	--	--	--	--	--	--	--	--	--	--	--	--
	2/1/2010	--	--	--	--	--	--	--	--	--	--	--	--
	8/2/2010	--	--	--	--	--	--	--	--	--	--	--	--

Table 7a
Historical Groundwater Analytical Results - Additional Analytes
76 Service Station No. 1156 (351645)
4276 MacArthur Boulevard
Oakland, California

WELL ID	DATE	Acenaphthylene (µg/L)	Bromo-dichloro-methane (µg/L)	Bromo-form (µg/L)	Bromo-methane (µg/L)	Carbon Tetra-chloride (µg/L)	Chloro-benzene (µg/L)	Chloro-ethane (µg/L)	Chloroform (µg/L)	Chloro-methane (µg/L)	Dibromo-chloro-methane (µg/L)	1,2-Dichloro-benzene (µg/L)	1,3-Dichloro-benzene (µg/L)
MW-1B	11/1/2010	--	--	--	--	--	--	--	--	--	--	--	--
	1/31/2011	--	--	--	--	--	--	--	--	--	--	--	--
	4/26/2011	--	--	--	--	--	--	--	--	--	--	--	--
	7/25/2011	--	--	--	--	--	--	--	--	--	--	--	--
	10/7/2011	--	--	--	--	--	--	--	--	--	--	--	--
	1/23/2012	--	--	--	--	--	--	--	--	--	--	--	--
	4/6/2012	--	--	--	--	--	--	--	--	--	--	--	--
	7/24/2012	--	--	--	--	--	--	--	--	--	--	--	--
	2/8/2013	--	--	--	--	--	--	--	--	--	--	--	--
MW-2	9/28/1999	--	--	--	--	--	--	--	--	--	--	--	--
	4/4/2001	--	--	--	--	--	--	--	--	--	--	--	--
	7/17/2001	--	--	--	--	--	--	--	--	--	--	--	--
	7/18/2002	--	--	--	--	--	--	--	--	--	--	--	--
	10/7/2002	--	--	--	--	--	--	--	--	--	--	--	--
	1/6/2003	--	--	--	--	--	--	--	--	--	--	--	--
	4/7/2003	--	--	--	--	--	--	--	--	--	--	--	--
	7/7/2003	--	--	--	--	--	--	--	--	--	--	--	--
	10/9/2003	--	--	--	--	--	--	--	--	--	--	--	--
	1/14/2004	--	--	--	--	--	--	--	--	--	--	--	--
	4/28/2004	--	--	--	--	--	--	--	--	--	--	--	--
	7/12/2004	--	--	--	--	--	--	--	--	--	--	--	--
	10/25/2004	--	--	--	--	--	--	--	--	--	--	--	--
	1/17/2005	--	--	--	--	--	--	--	--	--	--	--	--
	4/6/2005	--	--	--	--	--	--	--	--	--	--	--	--
	7/8/2005	--	--	--	--	--	--	--	--	--	--	--	--
	10/7/2005	--	--	--	--	--	--	--	--	--	--	--	--
	1/27/2006	--	--	--	--	--	--	--	--	--	--	--	--
	4/28/2006	--	--	--	--	--	--	--	--	--	--	--	--
	7/28/2006	--	--	--	--	--	--	--	--	--	--	--	--
	10/27/2006	--	--	--	--	--	--	--	--	--	--	--	--
	1/10/2007	--	--	--	--	--	--	--	--	--	--	--	--
	4/13/2007	--	--	--	--	--	--	--	--	--	--	--	--
	7/19/2007	--	--	--	--	--	--	--	--	--	--	--	--
	10/8/2007	--	--	--	--	--	--	--	--	--	--	--	--
	1/9/2008	--	--	--	--	--	--	--	--	--	--	--	--
	4/4/2008	--	--	--	--	--	--	--	--	--	--	--	--
	7/3/2008	--	--	--	--	--	--	--	--	--	--	--	--
	10/3/2008	--	--	--	--	--	--	--	--	--	--	--	--
	1/22/2009	--	--	--	--	--	--	--	--	--	--	--	--
	4/13/2009	--	--	--	--	--	--	--	--	--	--	--	--
	7/23/2009	--	--	--	--	--	--	--	--	--	--	--	--
2/1/2010	--	--	--	--	--	--	--	--	--	--	--	--	

Table 7a
Historical Groundwater Analytical Results - Additional Analytes
76 Service Station No. 1156 (351645)
4276 MacArthur Boulevard
Oakland, California

WELL ID	DATE	Acenaphthylene (µg/L)	Bromo-dichloro-methane (µg/L)	Bromo-form (µg/L)	Bromo-methane (µg/L)	Carbon Tetra-chloride (µg/L)	Chloro-benzene (µg/L)	Chloro-ethane (µg/L)	Chloroform (µg/L)	Chloro-methane (µg/L)	Dibromo-chloro-methane (µg/L)	1,2-Dichloro-benzene (µg/L)	1,3-Dichloro-benzene (µg/L)
MW-2 cont.	8/2/2010	--	--	--	--	--	--	--	--	--	--	--	--
MW-2B	11/1/2010	--	--	--	--	--	--	--	--	--	--	--	--
	1/31/2011	--	--	--	--	--	--	--	--	--	--	--	--
	4/26/2011	--	--	--	--	--	--	--	--	--	--	--	--
	7/25/2011	--	--	--	--	--	--	--	--	--	--	--	--
	10/7/2011	--	--	--	--	--	--	--	--	--	--	--	--
	1/23/2012	--	--	--	--	--	--	--	--	--	--	--	--
	4/6/2012	--	--	--	--	--	--	--	--	--	--	--	--
	7/24/2012	--	--	--	--	--	--	--	--	--	--	--	--
	2/8/2013	--	--	--	--	--	--	--	--	--	--	--	--
MW-3	9/28/1999	--	--	--	--	--	--	--	--	--	--	--	--
	4/4/2001	--	--	--	--	--	--	--	--	--	--	--	--
	7/17/2001	--	--	--	--	--	--	--	--	--	--	--	--
	7/18/2002	--	--	--	--	--	--	--	--	--	--	--	--
	10/7/2002	--	--	--	--	--	--	--	--	--	--	--	--
	1/6/2003	--	--	--	--	--	--	--	--	--	--	--	--
	4/7/2003	--	--	--	--	--	--	--	--	--	--	--	--
	7/7/2003	--	--	--	--	--	--	--	--	--	--	--	--
	10/9/2003	--	--	--	--	--	--	--	--	--	--	--	--
	1/14/2004	--	--	--	--	--	--	--	--	--	--	--	--
	4/28/2004	--	--	--	--	--	--	--	--	--	--	--	--
	7/12/2004	--	--	--	--	--	--	--	--	--	--	--	--
	10/25/2004	--	--	--	--	--	--	--	--	--	--	--	--
	1/17/2005	--	--	--	--	--	--	--	--	--	--	--	--
	4/6/2005	--	--	--	--	--	--	--	--	--	--	--	--
	7/8/2005	--	--	--	--	--	--	--	--	--	--	--	--
	10/7/2005	--	--	--	--	--	--	--	--	--	--	--	--
	1/27/2006	--	--	--	--	--	--	--	--	--	--	--	--
	4/28/2006	--	--	--	--	--	--	--	--	--	--	--	--
	7/28/2006	--	--	--	--	--	--	--	--	--	--	--	--
	10/27/2006	--	--	--	--	--	--	--	--	--	--	--	--
	1/10/2007	--	--	--	--	--	--	--	--	--	--	--	--
	4/13/2007	--	--	--	--	--	--	--	--	--	--	--	--
	7/19/2007	--	--	--	--	--	--	--	--	--	--	--	--
	10/8/2007	--	--	--	--	--	--	--	--	--	--	--	--
	1/9/2008	--	--	--	--	--	--	--	--	--	--	--	--
	4/4/2008	--	--	--	--	--	--	--	--	--	--	--	--
7/3/2008	--	--	--	--	--	--	--	--	--	--	--	--	
10/3/2008	--	--	--	--	--	--	--	--	--	--	--	--	
1/22/2009	--	--	--	--	--	--	--	--	--	--	--	--	
4/13/2009	--	--	--	--	--	--	--	--	--	--	--	--	

Table 7a
Historical Groundwater Analytical Results - Additional Analytes
76 Service Station No. 1156 (351645)
4276 MacArthur Boulevard
Oakland, California

WELL ID	DATE	Acenaphthylene (µg/L)	Bromo-dichloro-methane (µg/L)	Bromo-form (µg/L)	Bromo-methane (µg/L)	Carbon Tetra-chloride (µg/L)	Chloro-benzene (µg/L)	Chloro-ethane (µg/L)	Chloroform (µg/L)	Chloro-methane (µg/L)	Dibromo-chloro-methane (µg/L)	1,2-Dichloro-benzene (µg/L)	1,3-Dichloro-benzene (µg/L)
MW-3 cont.	7/23/2009	--	--	--	--	--	--	--	--	--	--	--	--
	2/1/2010	--	--	--	--	--	--	--	--	--	--	--	--
	8/2/2010	--	--	--	--	--	--	--	--	--	--	--	--
MW-3B	11/1/2010	--	--	--	--	--	--	--	--	--	--	--	--
	1/31/2011	--	--	--	--	--	--	--	--	--	--	--	--
	4/26/2011	--	--	--	--	--	--	--	--	--	--	--	--
	7/25/2011	--	--	--	--	--	--	--	--	--	--	--	--
	10/7/2011	--	--	--	--	--	--	--	--	--	--	--	--
	1/23/2012	--	--	--	--	--	--	--	--	--	--	--	--
	4/6/2012	--	--	--	--	--	--	--	--	--	--	--	--
	7/24/2012	--	--	--	--	--	--	--	--	--	--	--	--
	2/8/2013	--	--	--	--	--	--	--	--	--	--	--	--
MW-4	9/28/1999	--	--	--	--	--	--	--	--	--	--	--	--
	4/4/2001	--	--	--	--	--	--	--	--	--	--	--	--
	7/17/2001	--	--	--	--	--	--	--	--	--	--	--	--
	7/18/2002	--	--	--	--	--	--	--	--	--	--	--	--
	10/7/2002	--	--	--	--	--	--	--	--	--	--	--	--
	1/6/2003	--	--	--	--	--	--	--	--	--	--	--	--
	4/7/2003	--	--	--	--	--	--	--	--	--	--	--	--
	7/7/2003	--	--	--	--	--	--	--	--	--	--	--	--
	10/9/2003	--	--	--	--	--	--	--	--	--	--	--	--
	1/14/2004	--	--	--	--	--	--	--	--	--	--	--	--
	4/28/2004	--	--	--	--	--	--	--	--	--	--	--	--
	7/12/2004	--	--	--	--	--	--	--	--	--	--	--	--
	10/25/2004	--	--	--	--	--	--	--	--	--	--	--	--
	1/17/2005	--	--	--	--	--	--	--	--	--	--	--	--
	4/6/2005	--	--	--	--	--	--	--	--	--	--	--	--
	7/8/2005	--	--	--	--	--	--	--	--	--	--	--	--
	10/7/2005	--	--	--	--	--	--	--	--	--	--	--	--
	1/27/2006	--	--	--	--	--	--	--	--	--	--	--	--
	4/28/2006	--	--	--	--	--	--	--	--	--	--	--	--
	7/28/2006	--	--	--	--	--	--	--	--	--	--	--	--
	10/27/2006	--	--	--	--	--	--	--	--	--	--	--	--
	1/10/2007	--	--	--	--	--	--	--	--	--	--	--	--
	4/13/2007	--	--	--	--	--	--	--	--	--	--	--	--
	7/19/2007	--	--	--	--	--	--	--	--	--	--	--	--
	10/8/2007	--	--	--	--	--	--	--	--	--	--	--	--
	1/9/2008	--	--	--	--	--	--	--	--	--	--	--	--
	4/4/2008	--	--	--	--	--	--	--	--	--	--	--	--
7/3/2008	--	--	--	--	--	--	--	--	--	--	--	--	
10/3/2008	--	--	--	--	--	--	--	--	--	--	--	--	

Table 7a
Historical Groundwater Analytical Results - Additional Analytes
76 Service Station No. 1156 (351645)
4276 MacArthur Boulevard
Oakland, California

WELL ID	DATE	Acenaphthylene (µg/L)	Bromo-dichloro-methane (µg/L)	Bromo-form (µg/L)	Bromo-methane (µg/L)	Carbon Tetra-chloride (µg/L)	Chloro-benzene (µg/L)	Chloro-ethane (µg/L)	Chloroform (µg/L)	Chloro-methane (µg/L)	Dibromo-chloro-methane (µg/L)	1,2-Dichloro-benzene (µg/L)	1,3-Dichloro-benzene (µg/L)
MW-4 cont.	1/22/2009	--	--	--	--	--	--	--	--	--	--	--	--
	4/13/2009	--	--	--	--	--	--	--	--	--	--	--	--
	7/23/2009	--	--	--	--	--	--	--	--	--	--	--	--
	2/1/2010	--	--	--	--	--	--	--	--	--	--	--	--
	8/2/2010	--	--	--	--	--	--	--	--	--	--	--	--
MW-4B	11/1/2010	--	--	--	--	--	--	--	--	--	--	--	--
	1/31/2011	--	--	--	--	--	--	--	--	--	--	--	--
	4/26/2011	--	--	--	--	--	--	--	--	--	--	--	--
	7/25/2011	--	--	--	--	--	--	--	--	--	--	--	--
	10/7/2011	--	--	--	--	--	--	--	--	--	--	--	--
	1/23/2012	--	--	--	--	--	--	--	--	--	--	--	--
	4/6/2012	--	--	--	--	--	--	--	--	--	--	--	--
	7/24/2012	--	--	--	--	--	--	--	--	--	--	--	--
	2/8/2013	--	--	--	--	--	--	--	--	--	--	--	--
MW-5	7/18/2002	--	--	--	--	--	--	--	--	--	--	--	--
	10/7/2002	--	--	--	--	--	--	--	--	--	--	--	--
	1/6/2003	--	--	--	--	--	ND<0.50	--	--	--	--	--	--
	4/7/2003	--	--	--	--	--	--	--	--	--	--	--	--
	7/7/2003	--	--	--	--	--	--	--	--	--	--	--	--
	10/9/2003	--	--	--	--	--	--	--	--	--	--	--	--
	1/14/2004	--	--	--	--	--	--	--	--	--	--	--	--
	4/28/2004	--	--	--	--	--	--	--	--	--	--	--	--
	7/12/2004	--	--	--	--	--	--	--	--	--	--	--	--
	10/25/2004	--	--	--	--	--	--	--	--	--	--	--	--
	1/17/2005	--	--	--	--	--	--	--	--	--	--	--	--
	4/6/2005	--	--	--	--	--	--	--	--	--	--	--	--
	7/8/2005	--	--	--	--	--	--	--	--	--	--	--	--
	10/7/2005	--	--	--	--	--	--	--	--	--	--	--	--
	1/27/2006	--	--	--	--	--	--	--	--	--	--	--	--
	4/28/2006	--	--	--	--	--	--	--	--	--	--	--	--
	7/28/2006	--	--	--	--	--	--	--	--	--	--	--	--
	10/27/2006	--	--	--	--	--	--	--	--	--	--	--	--
	1/10/2007	--	--	--	--	--	--	--	--	--	--	--	--
	4/13/2007	--	--	--	--	--	--	--	--	--	--	--	--
	7/19/2007	--	--	--	--	--	--	--	--	--	--	--	--
	10/8/2007	--	--	--	--	--	--	--	--	--	--	--	--
	1/9/2008	--	--	--	--	--	--	--	--	--	--	--	--
4/4/2008	--	--	--	--	--	--	--	--	--	--	--	--	
7/3/2008	--	--	--	--	--	--	--	--	--	--	--	--	
10/3/2008	--	--	--	--	--	--	--	--	--	--	--	--	
1/22/2009	--	--	--	--	--	--	--	--	--	--	--	--	

Table 7a
Historical Groundwater Analytical Results - Additional Analytes
76 Service Station No. 1156 (351645)
4276 MacArthur Boulevard
Oakland, California

WELL ID	DATE	Acenaphthylene (µg/L)	Bromo-dichloro-methane (µg/L)	Bromo-form (µg/L)	Bromo-methane (µg/L)	Carbon Tetra-chloride (µg/L)	Chloro-benzene (µg/L)	Chloro-ethane (µg/L)	Chloroform (µg/L)	Chloro-methane (µg/L)	Dibromo-chloro-methane (µg/L)	1,2-Dichloro-benzene (µg/L)	1,3-Dichloro-benzene (µg/L)
MW-5 cont.	4/13/2009	--	--	--	--	--	--	--	--	--	--	--	--
	7/23/2009	--	--	--	--	--	--	--	--	--	--	--	--
	2/1/2010	--	--	--	--	--	--	--	--	--	--	--	--
	8/2/2010	--	--	--	--	--	--	--	--	--	--	--	--
	1/31/2011	--	--	--	--	--	--	--	--	--	--	--	--
	4/26/2011	--	--	--	--	--	--	--	--	--	--	--	--
	7/25/2011	--	--	--	--	--	--	--	--	--	--	--	--
	10/7/2011	--	--	--	--	--	--	--	--	--	--	--	--
	1/23/2012	--	--	--	--	--	--	--	--	--	--	--	--
	4/6/2012	--	--	--	--	--	--	--	--	--	--	--	--
	7/24/2012	--	--	--	--	--	--	--	--	--	--	--	--
	2/8/2013	--	--	--	--	--	--	--	--	--	--	--	--
	MW-6	7/18/2002	--	--	--	--	--	--	--	--	--	--	--
10/7/2002		--	--	--	--	--	--	--	--	--	--	--	--
1/6/2003		--	--	--	--	--	--	--	--	--	--	--	--
4/7/2003		--	--	--	--	--	--	--	--	--	--	--	--
7/7/2003		--	--	--	--	--	--	--	--	--	--	--	--
10/9/2003		--	--	--	--	--	--	--	--	--	--	--	--
1/14/2004		--	--	--	--	--	--	--	--	--	--	--	--
4/28/2004		--	--	--	--	--	--	--	--	--	--	--	--
7/12/2004		--	--	--	--	--	--	--	--	--	--	--	--
10/25/2004		--	--	--	--	--	--	--	--	--	--	--	--
1/17/2005		--	--	--	--	--	--	--	--	--	--	--	--
4/6/2005		--	--	--	--	--	--	--	--	--	--	--	--
7/8/2005		--	--	--	--	--	--	--	--	--	--	--	--
10/7/2005		--	--	--	--	--	--	--	--	--	--	--	--
1/27/2006		--	--	--	--	--	--	--	--	--	--	--	--
4/28/2006		--	--	--	--	--	--	--	--	--	--	--	--
7/28/2006		--	--	--	--	--	--	--	--	--	--	--	--
10/27/2006		--	--	--	--	--	--	--	--	--	--	--	--
1/10/2007		--	--	--	--	--	--	--	--	--	--	--	--
4/13/2007		--	--	--	--	--	--	--	--	--	--	--	--
7/19/2007		--	--	--	--	--	--	--	--	--	--	--	--
10/8/2007		--	--	--	--	--	--	--	--	--	--	--	--
1/9/2008		--	--	--	--	--	--	--	--	--	--	--	--
4/4/2008	--	--	--	--	--	--	--	--	--	--	--	--	
7/3/2008	--	--	--	--	--	--	--	--	--	--	--	--	
10/3/2008	--	--	--	--	--	--	--	--	--	--	--	--	
1/22/2009	--	--	--	--	--	--	--	--	--	--	--	--	
4/13/2009	--	--	--	--	--	--	--	--	--	--	--	--	
MW-7	7/18/2002	--	--	--	--	--	--	--	--	--	--	--	--

Table 7a
Historical Groundwater Analytical Results - Additional Analytes
76 Service Station No. 1156 (351645)
4276 MacArthur Boulevard
Oakland, California

WELL ID	DATE	Acenaphthylene (µg/L)	Bromo-dichloro-methane (µg/L)	Bromo-form (µg/L)	Bromo-methane (µg/L)	Carbon Tetra-chloride (µg/L)	Chloro-benzene (µg/L)	Chloro-ethane (µg/L)	Chloroform (µg/L)	Chloro-methane (µg/L)	Dibromo-chloro-methane (µg/L)	1,2-Dichloro-benzene (µg/L)	1,3-Dichloro-benzene (µg/L)
MW-7 cont.	10/7/2002	--	--	--	--	--	--	--	--	--	--	--	--
	1/6/2003	--	--	--	--	--	ND<50	--	--	--	--	--	--
	4/7/2003	--	--	--	--	--	--	--	--	--	--	--	--
	7/7/2003	--	--	--	--	--	--	--	--	--	--	--	--
	10/9/2003	--	--	--	--	--	--	--	--	--	--	--	--
	1/14/2004	--	--	--	--	--	--	--	--	--	--	--	--
	4/28/2004	--	--	--	--	--	--	--	--	--	--	--	--
	7/12/2004	--	--	--	--	--	--	--	--	--	--	--	--
	10/25/2004	--	--	--	--	--	--	--	--	--	--	--	--
	1/17/2005	--	--	--	--	--	--	--	--	--	--	--	--
	4/6/2005	--	--	--	--	--	--	--	--	--	--	--	--
	7/8/2005	--	--	--	--	--	--	--	--	--	--	--	--
	10/7/2005	--	--	--	--	--	--	--	--	--	--	--	--
	1/27/2006	--	--	--	--	--	--	--	--	--	--	--	--
	4/28/2006	--	--	--	--	--	--	--	--	--	--	--	--
	7/28/2006	--	--	--	--	--	--	--	--	--	--	--	--
	10/27/2006	--	--	--	--	--	--	--	--	--	--	--	--
	1/10/2007	--	--	--	--	--	--	--	--	--	--	--	--
	7/19/2007	--	--	--	--	--	--	--	--	--	--	--	--
	10/8/2007	--	--	--	--	--	--	--	--	--	--	--	--
	1/9/2008	--	--	--	--	--	--	--	--	--	--	--	--
	4/4/2008	--	--	--	--	--	--	--	--	--	--	--	--
	7/3/2008	--	--	--	--	--	--	--	--	--	--	--	--
	10/3/2008	--	--	--	--	--	--	--	--	--	--	--	--
	1/22/2009	--	--	--	--	--	--	--	--	--	--	--	--
	4/13/2009	--	--	--	--	--	--	--	--	--	--	--	--
	7/23/2009	--	--	--	--	--	--	--	--	--	--	--	--
	2/1/2010	--	--	--	--	--	--	--	--	--	--	--	--
	8/2/2010	--	--	--	--	--	--	--	--	--	--	--	--
	1/31/2011	--	--	--	--	--	--	--	--	--	--	--	--
4/26/2011	--	--	--	--	--	--	--	--	--	--	--	--	
7/25/2011	--	--	--	--	--	--	--	--	--	--	--	--	
10/7/2011	--	--	--	--	--	--	--	--	--	--	--	--	
1/23/2012	--	--	--	--	--	--	--	--	--	--	--	--	
4/6/2012	--	--	--	--	--	--	--	--	--	--	--	--	
7/24/2012	--	--	--	--	--	--	--	--	--	--	--	--	
2/8/2013	--	--	--	--	--	--	--	--	--	--	--	--	
MW-8	1/18/2008	--	--	--	--	--	--	--	--	--	--	--	--
	4/4/2008	--	--	--	--	--	--	--	--	--	--	--	--
	7/3/2008	--	--	--	--	--	--	--	--	--	--	--	--
	10/3/2008	--	--	--	--	--	--	--	--	--	--	--	--
	1/22/2009	--	--	--	--	--	--	--	--	--	--	--	--

Table 7a
Historical Groundwater Analytical Results - Additional Analytes
76 Service Station No. 1156 (351645)
4276 MacArthur Boulevard
Oakland, California

WELL ID	DATE	Acenaphthylene (µg/L)	Bromo-dichloro-methane (µg/L)	Bromo-form (µg/L)	Bromo-methane (µg/L)	Carbon Tetra-chloride (µg/L)	Chloro-benzene (µg/L)	Chloro-ethane (µg/L)	Chloroform (µg/L)	Chloro-methane (µg/L)	Dibromo-chloro-methane (µg/L)	1,2-Dichloro-benzene (µg/L)	1,3-Dichloro-benzene (µg/L)
MW-8 cont.	4/13/2009	--	--	--	--	--	--	--	--	--	--	--	--
	7/23/2009	--	--	--	--	--	--	--	--	--	--	--	--
	2/1/2010	--	--	--	--	--	--	--	--	--	--	--	--

NOTES:

ND<# = Analyte not detected at or above indicated practical quantitation limit

-- = Not sampled

µg/L = Micrograms per liter

ID = Identification

Table 7b
Historical Groundwater Analytical Results - Additional Analytes
76 Service Station No. 1156 (351645)
4276 MacArthur Boulevard
Oakland, California

WELL ID	DATE	1,4-Dichlorobenzene (µg/L)	Dichlorodifluoromethane (µg/L)	1,1-Dichloroethane (µg/L)	1,1-Dichloroethene (µg/L)	cis-1,2-Dichloroethene (µg/L)	trans-1,2-Dichloroethene (µg/L)	1,2-Dichloropropane (µg/L)	cis-1,3-Dichloropropene (µg/L)	trans-1,3-Dichloropropene (µg/L)	Hexachlorobutadiene (µg/L)	Methylene chloride (µg/L)	Naphthalene (µg/L)
MW-1	7/20/1999	--	--	2.0	--	3.6	--	0.92	--	--	--	--	600
	9/28/1999	--	--	--	--	--	--	--	--	--	--	--	534
	1/7/2000	--	--	--	--	--	--	--	--	--	--	--	1,050
	3/31/2000	--	--	--	--	--	--	--	--	--	--	--	140
	7/14/2000	--	--	--	--	--	--	--	--	--	--	--	690
	10/3/2000	--	--	--	--	--	--	--	--	--	--	--	361
	1/3/2001	--	--	--	--	--	--	--	--	--	--	--	400
	4/4/2001	--	--	--	--	3.4	--	--	--	--	--	--	490
	7/17/2001	--	--	--	--	--	--	--	--	--	--	--	740
	10/5/2001	--	--	--	--	--	--	--	--	--	--	--	--
	1/28/2002	--	--	--	--	--	--	--	--	--	--	--	--
	4/25/2002	--	--	--	--	--	--	--	--	--	--	--	--
	7/18/2002	1.3	--	--	--	1.3	--	--	--	--	--	--	910
	10/7/2002	--	--	--	--	--	--	--	--	--	--	--	--
	1/6/2003	--	--	--	--	--	--	--	--	--	--	--	--
	4/7/2003	--	--	--	--	--	--	--	--	--	--	--	--
	7/7/2003	--	--	--	--	ND<120	--	--	--	--	--	--	850
	10/9/2003	--	--	--	--	--	--	--	--	--	--	--	--
	1/14/2004	--	--	--	--	--	--	--	--	--	--	--	--
	4/28/2004	--	--	--	--	--	--	--	--	--	--	--	--
	7/12/2004	ND<2	ND<10	ND<10	ND<10	ND<10	ND<10	ND<10	ND<10	ND<10	ND<2	ND<20	450
	10/25/2004	--	--	--	--	--	--	--	--	--	--	--	--
	1/17/2005	--	--	--	--	--	--	--	--	--	--	--	--
	4/6/2005	--	--	--	--	--	--	--	--	--	--	--	--
	7/8/2005	1.2	ND<1.0	1.3	ND<0.50	3.1	ND<0.50	ND<0.50	ND<0.50	ND<0.50	ND<20	ND<5.0	250
	10/7/2005	--	--	--	--	--	--	--	--	--	--	--	--
	1/27/2006	--	--	--	--	--	--	--	--	--	--	--	--
	4/28/2006	--	--	--	--	--	--	--	--	--	--	--	--
	7/28/2006	ND<0.50	ND<0.50	ND<0.50	ND<0.50	4.5	ND<0.50	ND<0.50	ND<0.50	ND<0.50	--	ND<1.0	--
	10/27/2006	--	--	--	--	--	--	--	--	--	--	--	--
	1/10/2007	--	--	--	--	--	--	--	--	--	--	--	--
	4/13/2007	--	--	--	--	--	--	--	--	--	--	--	--
	7/19/2007	ND<50	ND<50	ND<50	ND<50	ND<50	ND<50	ND<50	ND<50	ND<50	--	ND<100	--
	1/9/2008	--	--	--	--	--	--	--	--	--	--	--	--
	4/4/2008	--	--	--	--	--	--	--	--	--	--	--	--
	7/3/2008	ND<12	ND<12	ND<12	ND<12	ND<12	ND<12	ND<12	ND<12	ND<12	--	ND<25	--
	10/3/2008	--	--	--	--	--	--	--	--	--	--	--	--
	1/22/2009	--	--	--	--	--	--	--	--	--	--	--	--
	4/13/2009	--	--	--	--	--	--	--	--	--	--	--	--
	7/23/2009	--	--	--	--	--	--	--	--	--	--	--	--
	2/1/2010	--	--	--	--	--	--	--	--	--	--	--	--
	8/2/2010	--	--	--	--	--	--	--	--	--	--	--	--

Table 7b
Historical Groundwater Analytical Results - Additional Analytes
76 Service Station No. 1156 (351645)
4276 MacArthur Boulevard
Oakland, California

WELL ID	DATE	1,4-Dichlorobenzene (µg/L)	Dichlorodifluoromethane (µg/L)	1,1-Dichloroethane (µg/L)	1,1-Dichloroethene (µg/L)	cis-1,2-Dichloroethene (µg/L)	trans-1,2-Dichloroethene (µg/L)	1,2-Dichloropropane (µg/L)	cis-1,3-Dichloropropene (µg/L)	trans-1,3-Dichloropropene (µg/L)	Hexachlorobutadiene (µg/L)	Methylene chloride (µg/L)	Naphthalene (µg/L)
MW-1B	11/1/2010	--	--	--	--	--	--	--	--	--	--	--	--
	1/31/2011	--	--	--	--	--	--	--	--	--	--	--	--
	4/26/2011	--	--	--	--	--	--	--	--	--	--	--	--
	7/25/2011	--	--	--	--	--	--	--	--	--	--	--	--
	10/7/2011	--	--	--	--	--	--	--	--	--	--	--	--
	1/23/2012	--	--	--	--	--	--	--	--	--	--	--	--
	4/6/2012	--	--	--	--	--	--	--	--	--	--	--	--
	7/24/2012	--	--	--	--	--	--	--	--	--	--	--	--
	2/8/2013	--	--	--	--	--	--	--	--	--	--	--	--
MW-2	9/28/1999	--	--	--	--	--	--	--	--	--	--	--	--
	4/4/2001	--	--	--	--	--	--	--	--	--	--	--	--
	7/17/2001	--	--	--	--	--	--	--	--	--	--	--	--
	7/18/2002	--	--	--	--	--	--	--	--	--	--	--	--
	10/7/2002	--	--	--	--	--	--	--	--	--	--	--	--
	1/6/2003	--	--	--	--	--	--	--	--	--	--	--	--
	4/7/2003	--	--	--	--	--	--	--	--	--	--	--	--
	7/7/2003	--	--	--	--	--	--	--	--	--	--	--	--
	10/9/2003	--	--	--	--	--	--	--	--	--	--	--	--
	1/14/2004	--	--	--	--	--	--	--	--	--	--	--	--
	4/28/2004	--	--	--	--	--	--	--	--	--	--	--	--
	7/12/2004	--	--	--	--	--	--	--	--	--	--	--	--
	10/25/2004	--	--	--	--	--	--	--	--	--	--	--	--
	1/17/2005	--	--	--	--	--	--	--	--	--	--	--	--
	4/6/2005	--	--	--	--	--	--	--	--	--	--	--	--
	7/8/2005	--	--	--	--	--	--	--	--	--	--	--	--
	10/7/2005	--	--	--	--	--	--	--	--	--	--	--	--
	1/27/2006	--	--	--	--	--	--	--	--	--	--	--	--
	4/28/2006	--	--	--	--	--	--	--	--	--	--	--	--
	7/28/2006	--	--	--	--	--	--	--	--	--	--	--	--
	10/27/2006	--	--	--	--	--	--	--	--	--	--	--	--
	1/10/2007	--	--	--	--	--	--	--	--	--	--	--	--
	4/13/2007	--	--	--	--	--	--	--	--	--	--	--	--
	7/19/2007	--	--	--	--	--	--	--	--	--	--	--	--
	10/8/2007	--	--	--	--	--	--	--	--	--	--	--	--
	1/9/2008	--	--	--	--	--	--	--	--	--	--	--	--
	4/4/2008	--	--	--	--	--	--	--	--	--	--	--	--
7/3/2008	--	--	--	--	--	--	--	--	--	--	--	--	
10/3/2008	--	--	--	--	--	--	--	--	--	--	--	--	
1/22/2009	--	--	--	--	--	--	--	--	--	--	--	--	
4/13/2009	--	--	--	--	--	--	--	--	--	--	--	--	

Table 7b
Historical Groundwater Analytical Results - Additional Analytes
76 Service Station No. 1156 (351645)
4276 MacArthur Boulevard
Oakland, California

WELL ID	DATE	1,4-Dichlorobenzene (µg/L)	Dichlorodifluoromethane (µg/L)	1,1-Dichloroethane (µg/L)	1,1-Dichloroethene (µg/L)	cis-1,2-Dichloroethene (µg/L)	trans-1,2-Dichloroethene (µg/L)	1,2-Dichloropropane (µg/L)	cis-1,3-Dichloropropene (µg/L)	trans-1,3-Dichloropropene (µg/L)	Hexachlorobutadiene (µg/L)	Methylene chloride (µg/L)	Naphthalene (µg/L)
MW-2 cont.	7/23/2009	--	--	--	--	--	--	--	--	--	--	--	--
	2/1/2010	--	--	--	--	--	--	--	--	--	--	--	--
	8/2/2010	--	--	--	--	--	--	--	--	--	--	--	--
MW-2B	11/1/2010	--	--	--	--	--	--	--	--	--	--	--	--
	1/31/2011	--	--	--	--	--	--	--	--	--	--	--	--
	4/26/2011	--	--	--	--	--	--	--	--	--	--	--	--
	7/25/2011	--	--	--	--	--	--	--	--	--	--	--	--
	10/7/2011	--	--	--	--	--	--	--	--	--	--	--	--
	1/23/2012	--	--	--	--	--	--	--	--	--	--	--	--
	4/6/2012	--	--	--	--	--	--	--	--	--	--	--	--
	7/24/2012	--	--	--	--	--	--	--	--	--	--	--	--
	2/8/2013	--	--	--	--	--	--	--	--	--	--	--	--
MW-3	9/28/1999	--	--	--	--	--	--	--	--	--	--	--	--
	4/4/2001	--	--	--	--	--	--	--	--	--	--	--	--
	7/17/2001	--	--	--	--	--	--	--	--	--	--	--	--
	7/18/2002	--	--	--	--	--	--	--	--	--	--	--	--
	10/7/2002	--	--	--	--	--	--	--	--	--	--	--	--
	1/6/2003	--	--	--	--	--	--	--	--	--	--	--	--
	4/7/2003	--	--	--	--	--	--	--	--	--	--	--	--
	7/7/2003	--	--	--	--	--	--	--	--	--	--	--	--
	10/9/2003	--	--	--	--	--	--	--	--	--	--	--	--
	1/14/2004	--	--	--	--	--	--	--	--	--	--	--	--
	4/28/2004	--	--	--	--	--	--	--	--	--	--	--	--
	7/12/2004	--	--	--	--	--	--	--	--	--	--	--	--
	10/25/2004	--	--	--	--	--	--	--	--	--	--	--	--
	1/17/2005	--	--	--	--	--	--	--	--	--	--	--	--
	4/6/2005	--	--	--	--	--	--	--	--	--	--	--	--
	7/8/2005	--	--	--	--	--	--	--	--	--	--	--	--
	10/7/2005	--	--	--	--	--	--	--	--	--	--	--	--
	1/27/2006	--	--	--	--	--	--	--	--	--	--	--	--
	4/28/2006	--	--	--	--	--	--	--	--	--	--	--	--
	7/28/2006	--	--	--	--	--	--	--	--	--	--	--	--
	10/27/2006	--	--	--	--	--	--	--	--	--	--	--	--
	1/10/2007	--	--	--	--	--	--	--	--	--	--	--	--
	4/13/2007	--	--	--	--	--	--	--	--	--	--	--	--
	7/19/2007	--	--	--	--	--	--	--	--	--	--	--	--
	10/8/2007	--	--	--	--	--	--	--	--	--	--	--	--
	1/9/2008	--	--	--	--	--	--	--	--	--	--	--	--
	4/4/2008	--	--	--	--	--	--	--	--	--	--	--	--
7/3/2008	--	--	--	--	--	--	--	--	--	--	--	--	

Table 7b
Historical Groundwater Analytical Results - Additional Analytes
76 Service Station No. 1156 (351645)
4276 MacArthur Boulevard
Oakland, California

WELL ID	DATE	1,4-Dichlorobenzene (µg/L)	Dichlorodifluoromethane (µg/L)	1,1-Dichloroethane (µg/L)	1,1-Dichloroethene (µg/L)	cis-1,2-Dichloroethene (µg/L)	trans-1,2-Dichloroethene (µg/L)	1,2-Dichloropropane (µg/L)	cis-1,3-Dichloropropene (µg/L)	trans-1,3-Dichloropropene (µg/L)	Hexachlorobutadiene (µg/L)	Methylene chloride (µg/L)	Naphthalene (µg/L)
MW-3 cont.	10/3/2008	--	--	--	--	--	--	--	--	--	--	--	--
	1/22/2009	--	--	--	--	--	--	--	--	--	--	--	--
	4/13/2009	--	--	--	--	--	--	--	--	--	--	--	--
	7/23/2009	--	--	--	--	--	--	--	--	--	--	--	--
	2/1/2010	--	--	--	--	--	--	--	--	--	--	--	--
	8/2/2010	--	--	--	--	--	--	--	--	--	--	--	--
MW-3B	11/1/2010	--	--	--	--	--	--	--	--	--	--	--	--
	1/31/2011	--	--	--	--	--	--	--	--	--	--	--	--
	4/26/2011	--	--	--	--	--	--	--	--	--	--	--	--
	7/25/2011	--	--	--	--	--	--	--	--	--	--	--	--
	10/7/2011	--	--	--	--	--	--	--	--	--	--	--	--
	1/23/2012	--	--	--	--	--	--	--	--	--	--	--	--
	4/6/2012	--	--	--	--	--	--	--	--	--	--	--	--
	7/24/2012	--	--	--	--	--	--	--	--	--	--	--	--
2/8/2013	--	--	--	--	--	--	--	--	--	--	--	--	
MW-4	9/28/1999	--	--	--	--	--	--	--	--	--	--	--	--
	4/4/2001	--	--	--	--	--	--	--	--	--	--	--	--
	7/17/2001	--	--	--	--	--	--	--	--	--	--	--	--
	7/18/2002	--	--	--	--	--	--	--	--	--	--	--	--
	10/7/2002	--	--	--	--	--	--	--	--	--	--	--	--
	1/6/2003	--	--	--	--	--	--	--	--	--	--	--	--
	4/7/2003	--	--	--	--	--	--	--	--	--	--	--	--
	7/7/2003	--	--	--	--	--	--	--	--	--	--	--	--
	10/9/2003	--	--	--	--	--	--	--	--	--	--	--	--
	1/14/2004	--	--	--	--	--	--	--	--	--	--	--	--
	4/28/2004	--	--	--	--	--	--	--	--	--	--	--	--
	7/12/2004	--	--	--	--	--	--	--	--	--	--	--	--
	10/25/2004	--	--	--	--	--	--	--	--	--	--	--	--
	1/17/2005	--	--	--	--	--	--	--	--	--	--	--	--
	4/6/2005	--	--	--	--	--	--	--	--	--	--	--	--
	7/8/2005	--	--	--	--	--	--	--	--	--	--	--	--
	10/7/2005	--	--	--	--	--	--	--	--	--	--	--	--
	1/27/2006	--	--	--	--	--	--	--	--	--	--	--	--
	4/28/2006	--	--	--	--	--	--	--	--	--	--	--	--
	7/28/2006	--	--	--	--	--	--	--	--	--	--	--	--
10/27/2006	--	--	--	--	--	--	--	--	--	--	--	--	
1/10/2007	--	--	--	--	--	--	--	--	--	--	--	--	
4/13/2007	--	--	--	--	--	--	--	--	--	--	--	--	
7/19/2007	--	--	--	--	--	--	--	--	--	--	--	--	
10/8/2007	--	--	--	--	--	--	--	--	--	--	--	--	

Table 7b
Historical Groundwater Analytical Results - Additional Analytes
76 Service Station No. 1156 (351645)
4276 MacArthur Boulevard
Oakland, California

WELL ID	DATE	1,4-Dichlorobenzene (µg/L)	Dichlorodifluoromethane (µg/L)	1,1-Dichloroethane (µg/L)	1,1-Dichloroethene (µg/L)	cis-1,2-Dichloroethene (µg/L)	trans-1,2-Dichloroethene (µg/L)	1,2-Dichloropropane (µg/L)	cis-1,3-Dichloropropene (µg/L)	trans-1,3-Dichloropropene (µg/L)	Hexachlorobutadiene (µg/L)	Methylene chloride (µg/L)	Naphthalene (µg/L)
MW-4 cont.	1/9/2008	--	--	--	--	--	--	--	--	--	--	--	--
	4/4/2008	--	--	--	--	--	--	--	--	--	--	--	--
	7/3/2008	--	--	--	--	--	--	--	--	--	--	--	--
	10/3/2008	--	--	--	--	--	--	--	--	--	--	--	--
	1/22/2009	--	--	--	--	--	--	--	--	--	--	--	--
	4/13/2009	--	--	--	--	--	--	--	--	--	--	--	--
	7/23/2009	--	--	--	--	--	--	--	--	--	--	--	--
	2/1/2010	--	--	--	--	--	--	--	--	--	--	--	--
	8/2/2010	--	--	--	--	--	--	--	--	--	--	--	--
MW-4B	11/1/2010	--	--	--	--	--	--	--	--	--	--	--	--
	1/31/2011	--	--	--	--	--	--	--	--	--	--	--	--
	4/26/2011	--	--	--	--	--	--	--	--	--	--	--	--
	7/25/2011	--	--	--	--	--	--	--	--	--	--	--	--
	10/7/2011	--	--	--	--	--	--	--	--	--	--	--	--
	1/23/2012	--	--	--	--	--	--	--	--	--	--	--	--
	4/6/2012	--	--	--	--	--	--	--	--	--	--	--	--
	7/24/2012	--	--	--	--	--	--	--	--	--	--	--	--
	2/8/2013	--	--	--	--	--	--	--	--	--	--	--	--
MW-5	7/18/2002	--	--	--	--	--	--	--	--	--	--	--	--
	10/7/2002	--	--	--	--	--	--	--	--	--	--	--	--
	1/6/2003	--	--	--	--	ND<0.50	--	--	--	--	--	--	ND<10
	4/7/2003	--	--	--	--	--	--	--	--	--	--	--	--
	7/7/2003	--	--	--	--	--	--	--	--	--	--	--	--
	10/9/2003	--	--	--	--	--	--	--	--	--	--	--	--
	1/14/2004	--	--	--	--	--	--	--	--	--	--	--	--
	4/28/2004	--	--	--	--	--	--	--	--	--	--	--	--
	7/12/2004	--	--	--	--	--	--	--	--	--	--	--	--
	10/25/2004	--	--	--	--	--	--	--	--	--	--	--	--
	1/17/2005	--	--	--	--	--	--	--	--	--	--	--	--
	4/6/2005	--	--	--	--	--	--	--	--	--	--	--	--
	7/8/2005	--	--	--	--	--	--	--	--	--	--	--	--
	10/7/2005	--	--	--	--	--	--	--	--	--	--	--	--
	1/27/2006	--	--	--	--	--	--	--	--	--	--	--	--
	4/28/2006	--	--	--	--	--	--	--	--	--	--	--	--
	7/28/2006	--	--	--	--	--	--	--	--	--	--	--	--
	10/27/2006	--	--	--	--	--	--	--	--	--	--	--	--
	1/10/2007	--	--	--	--	--	--	--	--	--	--	--	--
	4/13/2007	--	--	--	--	--	--	--	--	--	--	--	--
7/19/2007	--	--	--	--	--	--	--	--	--	--	--	--	
10/8/2007	--	--	--	--	--	--	--	--	--	--	--	--	

Table 7b
Historical Groundwater Analytical Results - Additional Analytes
76 Service Station No. 1156 (351645)
4276 MacArthur Boulevard
Oakland, California

WELL ID	DATE	1,4-Dichloro-benzene (µg/L)	Dichloro-difluoro-methane (µg/L)	1,1-Dichloro-ethane (µg/L)	1,1-Dichloro-ethene (µg/L)	cis-1,2-Dichloro-ethene (µg/L)	trans-1,2-Dichloro-ethene (µg/L)	1,2-Dichloro-propane (µg/L)	cis-1,3-Dichloro-propene (µg/L)	trans-1,3-Dichloro-propene (µg/L)	Hexa-chloro-butadiene (µg/L)	Methylene chloride (µg/L)	Naphthalene (µg/L)
MW-5 cont.	1/9/2008	--	--	--	--	--	--	--	--	--	--	--	--
	4/4/2008	--	--	--	--	--	--	--	--	--	--	--	--
	7/3/2008	--	--	--	--	--	--	--	--	--	--	--	--
	10/3/2008	--	--	--	--	--	--	--	--	--	--	--	--
	1/22/2009	--	--	--	--	--	--	--	--	--	--	--	--
	4/13/2009	--	--	--	--	--	--	--	--	--	--	--	--
	7/23/2009	--	--	--	--	--	--	--	--	--	--	--	--
	2/1/2010	--	--	--	--	--	--	--	--	--	--	--	--
	8/2/2010	--	--	--	--	--	--	--	--	--	--	--	--
	1/31/2011	--	--	--	--	--	--	--	--	--	--	--	--
	4/26/2011	--	--	--	--	--	--	--	--	--	--	--	--
	7/25/2011	--	--	--	--	--	--	--	--	--	--	--	--
	10/7/2011	--	--	--	--	--	--	--	--	--	--	--	--
	1/23/2012	--	--	--	--	--	--	--	--	--	--	--	--
	4/6/2012	--	--	--	--	--	--	--	--	--	--	--	--
	7/24/2012	--	--	--	--	--	--	--	--	--	--	--	--
	2/8/2013	--	--	--	--	--	--	--	--	--	--	--	--
MW-6	7/18/2002	--	--	--	--	--	--	--	--	--	--	--	--
	10/7/2002	--	--	--	--	--	--	--	--	--	--	--	--
	1/6/2003	--	--	--	--	--	--	--	--	--	--	--	--
	4/7/2003	--	--	--	--	--	--	--	--	--	--	--	--
	7/7/2003	--	--	--	--	--	--	--	--	--	--	--	--
	10/9/2003	--	--	--	--	--	--	--	--	--	--	--	--
	1/14/2004	--	--	--	--	--	--	--	--	--	--	--	--
	4/28/2004	--	--	--	--	--	--	--	--	--	--	--	--
	7/12/2004	--	--	--	--	--	--	--	--	--	--	--	--
	10/25/2004	--	--	--	--	--	--	--	--	--	--	--	--
	1/17/2005	--	--	--	--	--	--	--	--	--	--	--	--
	4/6/2005	--	--	--	--	--	--	--	--	--	--	--	--
	7/8/2005	--	--	--	--	--	--	--	--	--	--	--	--
	10/7/2005	--	--	--	--	--	--	--	--	--	--	--	--
	1/27/2006	--	--	--	--	--	--	--	--	--	--	--	--
	4/28/2006	--	--	--	--	--	--	--	--	--	--	--	--
	7/28/2006	--	--	--	--	--	--	--	--	--	--	--	--
	10/27/2006	--	--	--	--	--	--	--	--	--	--	--	--
	1/10/2007	--	--	--	--	--	--	--	--	--	--	--	--
	4/13/2007	--	--	--	--	--	--	--	--	--	--	--	--
7/19/2007	--	--	--	--	--	--	--	--	--	--	--	--	
10/8/2007	--	--	--	--	--	--	--	--	--	--	--	--	
1/9/2008	--	--	--	--	--	--	--	--	--	--	--	--	
4/4/2008	--	--	--	--	--	--	--	--	--	--	--	--	

Table 7b
Historical Groundwater Analytical Results - Additional Analytes
76 Service Station No. 1156 (351645)
4276 MacArthur Boulevard
Oakland, California

WELL ID	DATE	1,4-Dichlorobenzene (µg/L)	Dichlorodifluoromethane (µg/L)	1,1-Dichloroethane (µg/L)	1,1-Dichloroethene (µg/L)	cis-1,2-Dichloroethene (µg/L)	trans-1,2-Dichloroethene (µg/L)	1,2-Dichloropropane (µg/L)	cis-1,3-Dichloropropene (µg/L)	trans-1,3-Dichloropropene (µg/L)	Hexachlorobutadiene (µg/L)	Methylene chloride (µg/L)	Naphthalene (µg/L)
MW-6 cont.	7/3/2008	--	--	--	--	--	--	--	--	--	--	--	--
	10/3/2008	--	--	--	--	--	--	--	--	--	--	--	--
	1/22/2009	--	--	--	--	--	--	--	--	--	--	--	--
	4/13/2009	--	--	--	--	--	--	--	--	--	--	--	--
MW-7	7/18/2002	--	--	--	--	--	--	--	--	--	--	--	--
	10/7/2002	--	--	--	--	--	--	--	--	--	--	--	--
	1/6/2003	--	--	--	--	ND<50	--	--	--	--	--	--	ND<10
	4/7/2003	--	--	--	--	--	--	--	--	--	--	--	--
	7/7/2003	--	--	--	--	--	--	--	--	--	--	--	--
	10/9/2003	--	--	--	--	--	--	--	--	--	--	--	--
	1/14/2004	--	--	--	--	--	--	--	--	--	--	--	--
	4/28/2004	--	--	--	--	--	--	--	--	--	--	--	--
	7/12/2004	--	--	--	--	--	--	--	--	--	--	--	--
	10/25/2004	--	--	--	--	--	--	--	--	--	--	--	--
	1/17/2005	--	--	--	--	--	--	--	--	--	--	--	--
	4/6/2005	--	--	--	--	--	--	--	--	--	--	--	--
	7/8/2005	--	--	--	--	--	--	--	--	--	--	--	--
	10/7/2005	--	--	--	--	--	--	--	--	--	--	--	--
	1/27/2006	--	--	--	--	--	--	--	--	--	--	--	--
	4/28/2006	--	--	--	--	--	--	--	--	--	--	--	--
	7/28/2006	--	--	--	--	--	--	--	--	--	--	--	--
	10/27/2006	--	--	--	--	--	--	--	--	--	--	--	--
	1/10/2007	--	--	--	--	--	--	--	--	--	--	--	--
	7/19/2007	--	--	--	--	--	--	--	--	--	--	--	--
	10/8/2007	--	--	--	--	--	--	--	--	--	--	--	--
	1/9/2008	--	--	--	--	--	--	--	--	--	--	--	--
	4/4/2008	--	--	--	--	--	--	--	--	--	--	--	--
	7/3/2008	--	--	--	--	--	--	--	--	--	--	--	--
	10/3/2008	--	--	--	--	--	--	--	--	--	--	--	--
	1/22/2009	--	--	--	--	--	--	--	--	--	--	--	--
	4/13/2009	--	--	--	--	--	--	--	--	--	--	--	--
	7/23/2009	--	--	--	--	--	--	--	--	--	--	--	--
	2/1/2010	--	--	--	--	--	--	--	--	--	--	--	--
	8/2/2010	--	--	--	--	--	--	--	--	--	--	--	--
	1/31/2011	--	--	--	--	--	--	--	--	--	--	--	--
	4/26/2011	--	--	--	--	--	--	--	--	--	--	--	--
7/25/2011	--	--	--	--	--	--	--	--	--	--	--	--	
10/7/2011	--	--	--	--	--	--	--	--	--	--	--	--	
1/23/2012	--	--	--	--	--	--	--	--	--	--	--	--	
4/6/2012	--	--	--	--	--	--	--	--	--	--	--	--	
7/24/2012	--	--	--	--	--	--	--	--	--	--	--	--	

Table 7b
Historical Groundwater Analytical Results - Additional Analytes
76 Service Station No. 1156 (351645)
4276 MacArthur Boulevard
Oakland, California

WELL ID	DATE	1,4-Dichloro- benzene (µg/L)	Dichloro- difluoro- methane (µg/L)	1,1-Dichloro- ethane (µg/L)	1,1-Dichloro- ethene (µg/L)	cis- 1,2-Dichloro- ethene (µg/L)	trans- 1,2-Dichloro- ethene (µg/L)	1,2- Dichloro- propane (µg/L)	cis-1,3- Dichloro- propene (µg/L)	trans-1,3- Dichloro- propene (µg/L)	Hexa- chloro- butadiene (µg/L)	Methylene chloride (µg/L)	Naph- thalene (µg/L)
MW-7 cont.	2/8/2013	--	--	--	--	--	--	--	--	--	--	--	--
MW-8	1/18/2008	--	--	--	--	--	--	--	--	--	--	--	--
	4/4/2008	--	--	--	--	--	--	--	--	--	--	--	--
	7/3/2008	--	--	--	--	--	--	--	--	--	--	--	--
	10/3/2008	--	--	--	--	--	--	--	--	--	--	--	--
	1/22/2009	--	--	--	--	--	--	--	--	--	--	--	--
	4/13/2009	--	--	--	--	--	--	--	--	--	--	--	--
	7/23/2009	--	--	--	--	--	--	--	--	--	--	--	--
	2/1/2010	--	--	--	--	--	--	--	--	--	--	--	--

NOTES:

ND<# = Analyte not detected at or above indicated practical quantitation limit

-- = Not sampled

µg/L = Micrograms per liter

ID = Identification

Table 7c
Historical Groundwater Analytical Results - Additional Analytes
76 Service Station No. 1156 (351645)
4276 MacArthur Boulevard
Oakland, California

WELL ID	DATE	n-Propyl- benzene (µg/L)	1,1,2,2- Tetrachloro- ethane (µg/L)	Tetrachloro- ethene (PCE) (µg/L)	Trichloro- trifluoro- ethane (µg/L)	1,2,4- Trichloro- benzene (µg/L)	1,1,1- Trichloro- ethane (µg/L)	1,1,2- Trichloro- ethane (µg/L)	Trichloro- ethene (TCE) (µg/L)	Trichloro- fluoro- methane (µg/L)	1,2,4- Trimethyl- benzene (µg/L)	1,3,5- Trimethyl- benzene (µg/L)	Vinyl chloride (µg/L)
MW-1	7/20/1999	--	--	--	--	--	--	--	--	--	--	--	--
	9/28/1999	--	--	--	--	--	--	--	--	--	1240	318	--
	1/7/2000	371	--	--	--	--	--	--	--	--	2210	597	--
	3/31/2000	--	--	--	--	--	--	--	--	--	--	--	--
	7/14/2000	--	--	334	--	--	--	--	--	--	--	--	--
	10/3/2000	--	--	--	--	--	--	--	--	--	--	--	--
	1/3/2001	--	--	--	--	--	--	--	--	--	--	--	--
	4/4/2001	--	--	--	--	--	--	--	--	--	--	--	--
	7/17/2001	--	--	--	--	--	--	--	--	--	--	--	--
	10/5/2001	--	--	--	--	--	--	--	--	--	--	--	--
	1/28/2002	--	--	--	--	--	--	--	--	--	--	--	--
	4/25/2002	--	--	--	--	--	--	--	--	--	--	--	--
	7/18/2002	--	--	ND<0.60	--	--	--	--	--	--	--	--	--
	10/7/2002	--	--	--	--	--	--	--	--	--	--	--	--
	1/6/2003	--	--	--	--	--	--	--	--	--	--	--	--
	4/7/2003	--	--	--	--	--	--	--	--	--	--	--	--
	7/7/2003	--	--	ND<120	--	--	--	--	--	--	--	--	--
	10/9/2003	--	--	--	--	--	--	--	--	--	--	--	--
	1/14/2004	--	--	--	--	--	--	--	--	--	--	--	--
	4/28/2004	--	--	--	--	--	--	--	--	--	--	--	--
	7/12/2004	--	ND<10	ND<10	ND<10	ND<2	ND<10	ND<10	ND<10	ND<10	--	--	ND<10
	10/25/2004	--	--	--	--	--	--	--	--	--	--	--	--
	1/17/2005	--	--	--	--	--	--	--	--	--	--	--	--
	4/6/2005	--	--	--	--	--	--	--	--	--	--	--	--
	7/8/2005	--	ND<0.50	ND<0.50	ND<0.50	ND<20	ND<0.50	ND<0.50	0.73	ND<1.0	--	--	ND<0.50
	10/7/2005	--	--	--	--	--	--	--	--	--	--	--	--
	1/27/2006	--	--	--	--	--	--	--	--	--	--	--	--
	4/28/2006	--	--	--	--	--	--	--	--	--	--	--	--
	7/28/2006	--	ND<0.50	ND<0.50	ND<0.50	--	ND<0.50	ND<0.50	ND<0.50	ND<0.50	--	--	ND<0.50
	10/27/2006	--	--	--	--	--	--	--	--	--	--	--	--
	1/10/2007	--	--	--	--	--	--	--	--	--	--	--	--
	4/13/2007	--	--	--	--	--	--	--	--	--	--	--	--
	7/19/2007	--	ND<50	ND<50	ND<50	--	ND<50	ND<50	ND<50	ND<50	--	--	ND<50
	1/9/2008	--	--	--	--	--	--	--	--	--	--	--	--
	4/4/2008	--	--	--	--	--	--	--	--	--	--	--	--
	7/3/2008	--	ND<12	ND<12	ND<12	--	ND<12	ND<12	ND<12	ND<12	--	--	ND<12
	10/3/2008	--	--	--	--	--	--	--	--	--	--	--	--
	1/22/2009	--	--	--	--	--	--	--	--	--	--	--	--
	4/13/2009	--	--	--	--	--	--	--	--	--	--	--	--
	7/23/2009	--	--	--	--	--	--	--	--	--	--	--	--
	2/1/2010	--	--	--	--	--	--	--	--	--	--	--	--
	8/2/2010	--	--	--	--	--	--	--	--	--	--	--	--

Table 7c
Historical Groundwater Analytical Results - Additional Analytes
76 Service Station No. 1156 (351645)
4276 MacArthur Boulevard
Oakland, California

WELL ID	DATE	n-Propyl- benzene (µg/L)	1,1,2,2- Tetrachloro- ethane (µg/L)	Tetrachloro- ethene (PCE) (µg/L)	Trichloro- trifluoro- ethane (µg/L)	1,2,4- Trichloro- benzene (µg/L)	1,1,1- Trichloro- ethane (µg/L)	1,1,2- Trichloro- ethane (µg/L)	Trichloro- ethene (TCE) (µg/L)	Trichloro- fluoro- methane (µg/L)	1,2,4- Trimethyl- benzene (µg/L)	1,3,5- Trimethyl- benzene (µg/L)	Vinyl chloride (µg/L)	
MW-1B	11/1/2010	--	--	--	--	--	--	--	--	--	--	--	--	
	1/31/2011	--	--	--	--	--	--	--	--	--	--	--	--	
	4/26/2011	--	--	--	--	--	--	--	--	--	--	--	--	
	7/25/2011	--	--	--	--	--	--	--	--	--	--	--	--	
	10/7/2011	--	--	--	--	--	--	--	--	--	--	--	--	
	1/23/2012	--	--	--	--	--	--	--	--	--	--	--	--	
	4/6/2012	--	--	--	--	--	--	--	--	--	--	--	--	
	7/24/2012	--	--	--	--	--	--	--	--	--	--	--	--	--
	2/8/2013	--	--	--	--	--	--	--	--	--	--	--	--	--
MW-2	9/28/1999	--	--	--	--	--	--	--	--	--	--	--	--	
	4/4/2001	--	--	--	--	--	--	--	--	--	--	--	--	
	7/17/2001	--	--	--	--	--	--	--	--	--	--	--	--	
	7/18/2002	--	--	--	--	--	--	--	--	--	--	--	--	
	10/7/2002	--	--	--	--	--	--	--	--	--	--	--	--	
	1/6/2003	--	--	--	--	--	--	--	--	--	--	--	--	
	4/7/2003	--	--	--	--	--	--	--	--	--	--	--	--	
	7/7/2003	--	--	--	--	--	--	--	--	--	--	--	--	--
	10/9/2003	--	--	--	--	--	--	--	--	--	--	--	--	--
	1/14/2004	--	--	--	--	--	--	--	--	--	--	--	--	--
	4/28/2004	--	--	--	--	--	--	--	--	--	--	--	--	--
	7/12/2004	--	--	--	--	--	--	--	--	--	--	--	--	--
	10/25/2004	--	--	--	--	--	--	--	--	--	--	--	--	--
	1/17/2005	--	--	--	--	--	--	--	--	--	--	--	--	--
	4/6/2005	--	--	--	--	--	--	--	--	--	--	--	--	--
	7/8/2005	--	--	--	--	--	--	--	--	--	--	--	--	--
	10/7/2005	--	--	--	--	--	--	--	--	--	--	--	--	--
	1/27/2006	--	--	--	--	--	--	--	--	--	--	--	--	--
	4/28/2006	--	--	--	--	--	--	--	--	--	--	--	--	--
	7/28/2006	--	--	--	--	--	--	--	--	--	--	--	--	--
	10/27/2006	--	--	--	--	--	--	--	--	--	--	--	--	--
	1/10/2007	--	--	--	--	--	--	--	--	--	--	--	--	--
	4/13/2007	--	--	--	--	--	--	--	--	--	--	--	--	--
	7/19/2007	--	--	--	--	--	--	--	--	--	--	--	--	--
	10/8/2007	--	--	--	--	--	--	--	--	--	--	--	--	--
	1/9/2008	--	--	--	--	--	--	--	--	--	--	--	--	--
	4/4/2008	--	--	--	--	--	--	--	--	--	--	--	--	--
	7/3/2008	--	--	--	--	--	--	--	--	--	--	--	--	--
	10/3/2008	--	--	--	--	--	--	--	--	--	--	--	--	--
	1/22/2009	--	--	--	--	--	--	--	--	--	--	--	--	--
4/13/2009	--	--	--	--	--	--	--	--	--	--	--	--	--	
7/23/2009	--	--	--	--	--	--	--	--	--	--	--	--	--	
2/1/2010	--	--	--	--	--	--	--	--	--	--	--	--	--	

Table 7c
Historical Groundwater Analytical Results - Additional Analytes
76 Service Station No. 1156 (351645)
4276 MacArthur Boulevard
Oakland, California

WELL ID	DATE	n-Propyl- benzene (µg/L)	1,1,2,2- Tetrachloro- ethane (µg/L)	Tetrachloro- ethene (PCE) (µg/L)	Trichloro- trifluoro- ethane (µg/L)	1,2,4- Trichloro- benzene (µg/L)	1,1,1- Trichloro- ethane (µg/L)	1,1,2- Trichloro- ethane (µg/L)	Trichloro- ethene (TCE) (µg/L)	Trichloro- fluoro- methane (µg/L)	1,2,4- Trimethyl- benzene (µg/L)	1,3,5- Trimethyl- benzene (µg/L)	Vinyl chloride (µg/L)
MW-2 cont.	8/2/2010	--	--	--	--	--	--	--	--	--	--	--	--
MW-2B	11/1/2010	--	--	--	--	--	--	--	--	--	--	--	--
	1/31/2011	--	--	--	--	--	--	--	--	--	--	--	--
	4/26/2011	--	--	--	--	--	--	--	--	--	--	--	--
	7/25/2011	--	--	--	--	--	--	--	--	--	--	--	--
	10/7/2011	--	--	--	--	--	--	--	--	--	--	--	--
	1/23/2012	--	--	--	--	--	--	--	--	--	--	--	--
	4/6/2012	--	--	--	--	--	--	--	--	--	--	--	--
	7/24/2012	--	--	--	--	--	--	--	--	--	--	--	--
	2/8/2013	--	--	--	--	--	--	--	--	--	--	--	--
MW-3	9/28/1999	--	--	--	--	--	--	--	--	--	--	--	--
	4/4/2001	--	--	--	--	--	--	--	--	--	--	--	--
	7/17/2001	--	--	--	--	--	--	--	--	--	--	--	--
	7/18/2002	--	--	--	--	--	--	--	--	--	--	--	--
	10/7/2002	--	--	--	--	--	--	--	--	--	--	--	--
	1/6/2003	--	--	--	--	--	--	--	--	--	--	--	--
	4/7/2003	--	--	--	--	--	--	--	--	--	--	--	--
	7/7/2003	--	--	--	--	--	--	--	--	--	--	--	--
	10/9/2003	--	--	--	--	--	--	--	--	--	--	--	--
	1/14/2004	--	--	--	--	--	--	--	--	--	--	--	--
	4/28/2004	--	--	--	--	--	--	--	--	--	--	--	--
	7/12/2004	--	--	--	--	--	--	--	--	--	--	--	--
	10/25/2004	--	--	--	--	--	--	--	--	--	--	--	--
	1/17/2005	--	--	--	--	--	--	--	--	--	--	--	--
	4/6/2005	--	--	--	--	--	--	--	--	--	--	--	--
	7/8/2005	--	--	--	--	--	--	--	--	--	--	--	--
	10/7/2005	--	--	--	--	--	--	--	--	--	--	--	--
	1/27/2006	--	--	--	--	--	--	--	--	--	--	--	--
	4/28/2006	--	--	--	--	--	--	--	--	--	--	--	--
	7/28/2006	--	--	--	--	--	--	--	--	--	--	--	--
	10/27/2006	--	--	--	--	--	--	--	--	--	--	--	--
	1/10/2007	--	--	--	--	--	--	--	--	--	--	--	--
	4/13/2007	--	--	--	--	--	--	--	--	--	--	--	--
	7/19/2007	--	--	--	--	--	--	--	--	--	--	--	--
	10/8/2007	--	--	--	--	--	--	--	--	--	--	--	--
	1/9/2008	--	--	--	--	--	--	--	--	--	--	--	--
	4/4/2008	--	--	--	--	--	--	--	--	--	--	--	--
7/3/2008	--	--	--	--	--	--	--	--	--	--	--	--	
10/3/2008	--	--	--	--	--	--	--	--	--	--	--	--	
1/22/2009	--	--	--	--	--	--	--	--	--	--	--	--	
4/13/2009	--	--	--	--	--	--	--	--	--	--	--	--	

Table 7c
Historical Groundwater Analytical Results - Additional Analytes
76 Service Station No. 1156 (351645)
4276 MacArthur Boulevard
Oakland, California

WELL ID	DATE	n-Propyl- benzene (µg/L)	1,1,2,2- Tetrachloro- ethane (µg/L)	Tetrachloro- ethene (PCE) (µg/L)	Trichloro- trifluoro- ethane (µg/L)	1,2,4- Trichloro- benzene (µg/L)	1,1,1- Trichloro- ethane (µg/L)	1,1,2- Trichloro- ethane (µg/L)	Trichloro- ethene (TCE) (µg/L)	Trichloro- fluoro- methane (µg/L)	1,2,4- Trimethyl- benzene (µg/L)	1,3,5- Trimethyl- benzene (µg/L)	Vinyl chloride (µg/L)
MW-3 cont.	7/23/2009	--	--	--	--	--	--	--	--	--	--	--	--
	2/1/2010	--	--	--	--	--	--	--	--	--	--	--	--
	8/2/2010	--	--	--	--	--	--	--	--	--	--	--	--
MW-3B	11/1/2010	--	--	--	--	--	--	--	--	--	--	--	--
	1/31/2011	--	--	--	--	--	--	--	--	--	--	--	--
	4/26/2011	--	--	--	--	--	--	--	--	--	--	--	--
	7/25/2011	--	--	--	--	--	--	--	--	--	--	--	--
	10/7/2011	--	--	--	--	--	--	--	--	--	--	--	--
	1/23/2012	--	--	--	--	--	--	--	--	--	--	--	--
	4/6/2012	--	--	--	--	--	--	--	--	--	--	--	--
	7/24/2012	--	--	--	--	--	--	--	--	--	--	--	--
	2/8/2013	--	--	--	--	--	--	--	--	--	--	--	--
MW-4	9/28/1999	--	--	--	--	--	--	--	--	--	--	--	--
	4/4/2001	--	--	--	--	--	--	--	--	--	--	--	--
	7/17/2001	--	--	--	--	--	--	--	--	--	--	--	--
	7/18/2002	--	--	--	--	--	--	--	--	--	--	--	--
	10/7/2002	--	--	--	--	--	--	--	--	--	--	--	--
	1/6/2003	--	--	--	--	--	--	--	--	--	--	--	--
	4/7/2003	--	--	--	--	--	--	--	--	--	--	--	--
	7/7/2003	--	--	--	--	--	--	--	--	--	--	--	--
	10/9/2003	--	--	--	--	--	--	--	--	--	--	--	--
	1/14/2004	--	--	--	--	--	--	--	--	--	--	--	--
	4/28/2004	--	--	--	--	--	--	--	--	--	--	--	--
	7/12/2004	--	--	--	--	--	--	--	--	--	--	--	--
	10/25/2004	--	--	--	--	--	--	--	--	--	--	--	--
	1/17/2005	--	--	--	--	--	--	--	--	--	--	--	--
	4/6/2005	--	--	--	--	--	--	--	--	--	--	--	--
	7/8/2005	--	--	--	--	--	--	--	--	--	--	--	--
	10/7/2005	--	--	--	--	--	--	--	--	--	--	--	--
	1/27/2006	--	--	--	--	--	--	--	--	--	--	--	--
	4/28/2006	--	--	--	--	--	--	--	--	--	--	--	--
	7/28/2006	--	--	--	--	--	--	--	--	--	--	--	--
	10/27/2006	--	--	--	--	--	--	--	--	--	--	--	--
	1/10/2007	--	--	--	--	--	--	--	--	--	--	--	--
	4/13/2007	--	--	--	--	--	--	--	--	--	--	--	--
	7/19/2007	--	--	--	--	--	--	--	--	--	--	--	--
	10/8/2007	--	--	--	--	--	--	--	--	--	--	--	--
	1/9/2008	--	--	--	--	--	--	--	--	--	--	--	--
	4/4/2008	--	--	--	--	--	--	--	--	--	--	--	--
7/3/2008	--	--	--	--	--	--	--	--	--	--	--	--	
10/3/2008	--	--	--	--	--	--	--	--	--	--	--	--	

Table 7c
Historical Groundwater Analytical Results - Additional Analytes
76 Service Station No. 1156 (351645)
4276 MacArthur Boulevard
Oakland, California

WELL ID	DATE	n-Propyl- benzene (µg/L)	1,1,2,2- Tetrachloro- ethane (µg/L)	Tetrachloro- ethene (PCE) (µg/L)	Trichloro- trifluoro- ethane (µg/L)	1,2,4- Trichloro- benzene (µg/L)	1,1,1- Trichloro- ethane (µg/L)	1,1,2- Trichloro- ethane (µg/L)	Trichloro- ethene (TCE) (µg/L)	Trichloro- fluoro- methane (µg/L)	1,2,4- Trimethyl- benzene (µg/L)	1,3,5- Trimethyl- benzene (µg/L)	Vinyl chloride (µg/L)
MW-4 cont.	1/22/2009	--	--	--	--	--	--	--	--	--	--	--	--
	4/13/2009	--	--	--	--	--	--	--	--	--	--	--	--
	7/23/2009	--	--	--	--	--	--	--	--	--	--	--	--
	2/1/2010	--	--	--	--	--	--	--	--	--	--	--	--
	8/2/2010	--	--	--	--	--	--	--	--	--	--	--	--
MW-4B	11/1/2010	--	--	--	--	--	--	--	--	--	--	--	--
	1/31/2011	--	--	--	--	--	--	--	--	--	--	--	--
	4/26/2011	--	--	--	--	--	--	--	--	--	--	--	--
	7/25/2011	--	--	--	--	--	--	--	--	--	--	--	--
	10/7/2011	--	--	--	--	--	--	--	--	--	--	--	--
	1/23/2012	--	--	--	--	--	--	--	--	--	--	--	--
	4/6/2012	--	--	--	--	--	--	--	--	--	--	--	--
	7/24/2012	--	--	--	--	--	--	--	--	--	--	--	--
	2/8/2013	--	--	--	--	--	--	--	--	--	--	--	--
MW-5	7/18/2002	--	--	--	--	--	--	--	--	--	--	--	--
	10/7/2002	--	--	--	--	--	--	--	--	--	--	--	--
	1/6/2003	--	--	ND<0.50	--	--	--	--	--	--	--	--	--
	4/7/2003	--	--	--	--	--	--	--	--	--	--	--	--
	7/7/2003	--	--	--	--	--	--	--	--	--	--	--	--
	10/9/2003	--	--	--	--	--	--	--	--	--	--	--	--
	1/14/2004	--	--	--	--	--	--	--	--	--	--	--	--
	4/28/2004	--	--	--	--	--	--	--	--	--	--	--	--
	7/12/2004	--	--	--	--	--	--	--	--	--	--	--	--
	10/25/2004	--	--	--	--	--	--	--	--	--	--	--	--
	1/17/2005	--	--	--	--	--	--	--	--	--	--	--	--
	4/6/2005	--	--	--	--	--	--	--	--	--	--	--	--
	7/8/2005	--	--	--	--	--	--	--	--	--	--	--	--
	10/7/2005	--	--	--	--	--	--	--	--	--	--	--	--
	1/27/2006	--	--	--	--	--	--	--	--	--	--	--	--
	4/28/2006	--	--	--	--	--	--	--	--	--	--	--	--
	7/28/2006	--	--	--	--	--	--	--	--	--	--	--	--
	10/27/2006	--	--	--	--	--	--	--	--	--	--	--	--
	1/10/2007	--	--	--	--	--	--	--	--	--	--	--	--
	4/13/2007	--	--	--	--	--	--	--	--	--	--	--	--
	7/19/2007	--	--	--	--	--	--	--	--	--	--	--	--
	10/8/2007	--	--	--	--	--	--	--	--	--	--	--	--
	1/9/2008	--	--	--	--	--	--	--	--	--	--	--	--
	4/4/2008	--	--	--	--	--	--	--	--	--	--	--	--
	7/3/2008	--	--	--	--	--	--	--	--	--	--	--	--
10/3/2008	--	--	--	--	--	--	--	--	--	--	--	--	
1/22/2009	--	--	--	--	--	--	--	--	--	--	--	--	

Table 7c
Historical Groundwater Analytical Results - Additional Analytes
76 Service Station No. 1156 (351645)
4276 MacArthur Boulevard
Oakland, California

WELL ID	DATE	n-Propyl- benzene (µg/L)	1,1,2,2- Tetrachloro- ethane (µg/L)	Tetrachloro- ethene (PCE) (µg/L)	Trichloro- trifluoro- ethane (µg/L)	1,2,4- Trichloro- benzene (µg/L)	1,1,1- Trichloro- ethane (µg/L)	1,1,2- Trichloro- ethane (µg/L)	Trichloro- ethene (TCE) (µg/L)	Trichloro- fluoro- methane (µg/L)	1,2,4- Trimethyl- benzene (µg/L)	1,3,5- Trimethyl- benzene (µg/L)	Vinyl chloride (µg/L)
MW-5 cont.	4/13/2009	--	--	--	--	--	--	--	--	--	--	--	--
	7/23/2009	--	--	--	--	--	--	--	--	--	--	--	--
	2/1/2010	--	--	--	--	--	--	--	--	--	--	--	--
	8/2/2010	--	--	--	--	--	--	--	--	--	--	--	--
	1/31/2011	--	--	--	--	--	--	--	--	--	--	--	--
	4/26/2011	--	--	--	--	--	--	--	--	--	--	--	--
	7/25/2011	--	--	--	--	--	--	--	--	--	--	--	--
	10/7/2011	--	--	--	--	--	--	--	--	--	--	--	--
	1/23/2012	--	--	--	--	--	--	--	--	--	--	--	--
	4/6/2012	--	--	--	--	--	--	--	--	--	--	--	--
	7/24/2012	--	--	--	--	--	--	--	--	--	--	--	--
	2/8/2013	--	--	--	--	--	--	--	--	--	--	--	--
	MW-6	7/18/2002	--	--	--	--	--	--	--	--	--	--	--
10/7/2002		--	--	--	--	--	--	--	--	--	--	--	--
1/6/2003		--	--	--	--	--	--	--	--	--	--	--	--
4/7/2003		--	--	--	--	--	--	--	--	--	--	--	--
7/7/2003		--	--	--	--	--	--	--	--	--	--	--	--
10/9/2003		--	--	--	--	--	--	--	--	--	--	--	--
1/14/2004		--	--	--	--	--	--	--	--	--	--	--	--
4/28/2004		--	--	--	--	--	--	--	--	--	--	--	--
7/12/2004		--	--	--	--	--	--	--	--	--	--	--	--
10/25/2004		--	--	--	--	--	--	--	--	--	--	--	--
1/17/2005		--	--	--	--	--	--	--	--	--	--	--	--
4/6/2005		--	--	--	--	--	--	--	--	--	--	--	--
7/8/2005		--	--	--	--	--	--	--	--	--	--	--	--
10/7/2005		--	--	--	--	--	--	--	--	--	--	--	--
1/27/2006		--	--	--	--	--	--	--	--	--	--	--	--
4/28/2006		--	--	--	--	--	--	--	--	--	--	--	--
7/28/2006		--	--	--	--	--	--	--	--	--	--	--	--
10/27/2006		--	--	--	--	--	--	--	--	--	--	--	--
1/10/2007		--	--	--	--	--	--	--	--	--	--	--	--
4/13/2007		--	--	--	--	--	--	--	--	--	--	--	--
7/19/2007		--	--	--	--	--	--	--	--	--	--	--	--
10/8/2007		--	--	--	--	--	--	--	--	--	--	--	--
1/9/2008		--	--	--	--	--	--	--	--	--	--	--	--
4/4/2008	--	--	--	--	--	--	--	--	--	--	--	--	
7/3/2008	--	--	--	--	--	--	--	--	--	--	--	--	
10/3/2008	--	--	--	--	--	--	--	--	--	--	--	--	
1/22/2009	--	--	--	--	--	--	--	--	--	--	--	--	
4/13/2009	--	--	--	--	--	--	--	--	--	--	--	--	
MW-7	7/18/2002	--	--	--	--	--	--	--	--	--	--	--	--

Table 7c
Historical Groundwater Analytical Results - Additional Analytes
76 Service Station No. 1156 (351645)
4276 MacArthur Boulevard
Oakland, California

WELL ID	DATE	n-Propyl- benzene (µg/L)	1,1,2,2- Tetrachloro- ethane (µg/L)	Tetrachloro- ethene (PCE) (µg/L)	Trichloro- trifluoro- ethane (µg/L)	1,2,4- Trichloro- benzene (µg/L)	1,1,1- Trichloro- ethane (µg/L)	1,1,2- Trichloro- ethane (µg/L)	Trichloro- ethene (TCE) (µg/L)	Trichloro- fluoro- methane (µg/L)	1,2,4- Trimethyl- benzene (µg/L)	1,3,5- Trimethyl- benzene (µg/L)	Vinyl chloride (µg/L)	
MW-7 cont.	10/7/2002	--	--	--	--	--	--	--	--	--	--	--	--	
	1/6/2003	--	--	ND<50	--	--	--	--	--	--	--	--	--	
	4/7/2003	--	--	--	--	--	--	--	--	--	--	--	--	
	7/7/2003	--	--	--	--	--	--	--	--	--	--	--	--	
	10/9/2003	--	--	--	--	--	--	--	--	--	--	--	--	
	1/14/2004	--	--	--	--	--	--	--	--	--	--	--	--	
	4/28/2004	--	--	--	--	--	--	--	--	--	--	--	--	
	7/12/2004	--	--	--	--	--	--	--	--	--	--	--	--	--
	10/25/2004	--	--	--	--	--	--	--	--	--	--	--	--	--
	1/17/2005	--	--	--	--	--	--	--	--	--	--	--	--	--
	4/6/2005	--	--	--	--	--	--	--	--	--	--	--	--	--
	7/8/2005	--	--	--	--	--	--	--	--	--	--	--	--	--
	10/7/2005	--	--	--	--	--	--	--	--	--	--	--	--	--
	1/27/2006	--	--	--	--	--	--	--	--	--	--	--	--	--
	4/28/2006	--	--	--	--	--	--	--	--	--	--	--	--	--
	7/28/2006	--	--	--	--	--	--	--	--	--	--	--	--	--
	10/27/2006	--	--	--	--	--	--	--	--	--	--	--	--	--
	1/10/2007	--	--	--	--	--	--	--	--	--	--	--	--	--
	7/19/2007	--	--	--	--	--	--	--	--	--	--	--	--	--
	10/8/2007	--	--	--	--	--	--	--	--	--	--	--	--	--
	1/9/2008	--	--	--	--	--	--	--	--	--	--	--	--	--
	4/4/2008	--	--	--	--	--	--	--	--	--	--	--	--	--
	7/3/2008	--	--	--	--	--	--	--	--	--	--	--	--	--
	10/3/2008	--	--	--	--	--	--	--	--	--	--	--	--	--
	1/22/2009	--	--	--	--	--	--	--	--	--	--	--	--	--
	4/13/2009	--	--	--	--	--	--	--	--	--	--	--	--	--
	7/23/2009	--	--	--	--	--	--	--	--	--	--	--	--	--
	2/1/2010	--	--	--	--	--	--	--	--	--	--	--	--	--
	8/2/2010	--	--	--	--	--	--	--	--	--	--	--	--	--
	1/31/2011	--	--	--	--	--	--	--	--	--	--	--	--	--
	4/26/2011	--	--	--	--	--	--	--	--	--	--	--	--	--
	7/25/2011	--	--	--	--	--	--	--	--	--	--	--	--	--
10/7/2011	--	--	--	--	--	--	--	--	--	--	--	--	--	
1/23/2012	--	--	--	--	--	--	--	--	--	--	--	--	--	
4/6/2012	--	--	--	--	--	--	--	--	--	--	--	--	--	
7/24/2012	--	--	--	--	--	--	--	--	--	--	--	--	--	
2/8/2013	--	--	--	--	--	--	--	--	--	--	--	--	--	
MW-8	1/18/2008	--	--	--	--	--	--	--	--	--	--	--	--	
	4/4/2008	--	--	--	--	--	--	--	--	--	--	--	--	
	7/3/2008	--	--	--	--	--	--	--	--	--	--	--	--	
	10/3/2008	--	--	--	--	--	--	--	--	--	--	--	--	
	1/22/2009	--	--	--	--	--	--	--	--	--	--	--	--	

Table 7c
Historical Groundwater Analytical Results - Additional Analytes
76 Service Station No. 1156 (351645)
4276 MacArthur Boulevard
Oakland, California

WELL ID	DATE	n-Propyl- benzene (µg/L)	1,1,2,2- Tetrachloro- ethane (µg/L)	Tetrachloro- ethene (PCE) (µg/L)	Trichloro- trifluoro- ethane (µg/L)	1,2,4- Trichloro- benzene (µg/L)	1,1,1- Trichloro- ethane (µg/L)	1,1,2- Trichloro- ethane (µg/L)	Trichloro- ethene (TCE) (µg/L)	Trichloro- fluoro- methane (µg/L)	1,2,4- Trimethyl- benzene (µg/L)	1,3,5- Trimethyl- benzene (µg/L)	Vinyl chloride (µg/L)
MW-8 cont.	4/13/2009	--	--	--	--	--	--	--	--	--	--	--	--
	7/23/2009	--	--	--	--	--	--	--	--	--	--	--	--
	2/1/2010	--	--	--	--	--	--	--	--	--	--	--	--

NOTES:

ND<# = Analyte not detected at or above indicated practical quantitation limit

-- = Not sampled

µg/L = Micrograms per liter

ID = Identification

Table 7d
Historical Groundwater Analytical Results - Additional Analytes
76 Service Station No. 1156 (351645)
4276 MacArthur Boulevard
Oakland, California

WELL ID	DATE	Acena- phthene (µg/L)	Acena- phthylene (svoc) (µg/L)	Anthra- cene (µg/L)	Benzo[a]- anthracene (µg/L)	Benzo[a]- pyrene (µg/L)	Benzo[b]- fluor- anthene (µg/L)	Benzo- [g,h,i]- perylene (µg/L)	Benzo[k]- fluor- anthene (µg/L)	Benzoic Acid (µg/L)	Benzyl Alcohol (µg/L)	Bis(2-chloro- ethoxy) methane (µg/L)	Bis(2-chloro- ethyl) ether (µg/L)
MW-1	7/20/1999	--	--	--	--	--	--	--	--	--	--	--	--
	9/28/1999	--	--	--	--	--	--	--	--	--	--	--	--
	1/7/2000	--	--	--	--	--	--	--	--	--	--	--	--
	3/31/2000	--	--	--	--	--	--	--	--	--	--	--	--
	7/14/2000	--	--	--	--	--	--	--	--	--	--	--	--
	10/3/2000	--	--	--	--	--	--	--	--	--	--	--	--
	1/3/2001	--	--	--	--	--	--	--	--	--	--	--	--
	4/4/2001	--	--	--	--	--	--	--	--	--	--	--	--
	7/17/2001	--	--	--	--	--	--	--	--	--	--	--	--
	10/5/2001	--	--	--	--	--	--	--	--	--	--	--	--
	1/28/2002	--	--	--	--	--	--	--	--	--	--	--	--
	4/25/2002	--	--	--	--	--	--	--	--	--	--	--	--
	7/18/2002	--	--	--	--	--	--	--	--	--	--	--	--
	10/7/2002	--	--	--	--	--	--	--	--	--	--	--	--
	1/6/2003	--	--	--	--	--	--	--	--	--	--	--	--
	4/7/2003	--	--	--	--	--	--	--	--	--	--	--	--
	7/7/2003	--	--	--	--	--	--	--	--	--	--	--	--
	10/9/2003	--	--	--	--	--	--	--	--	--	--	--	--
	1/14/2004	--	--	--	--	--	--	--	--	--	--	--	--
	4/28/2004	--	--	--	--	--	--	--	--	--	--	--	--
	7/12/2004	ND<2	--	ND<2	ND<2	ND<2	ND<2	ND<2	ND<2	--	--	--	--
	10/25/2004	--	--	--	--	--	--	--	--	--	--	--	--
	1/17/2005	--	--	--	--	--	--	--	--	--	--	--	--
	4/6/2005	--	--	--	--	--	--	--	--	--	--	--	--
	7/8/2005	--	--	--	--	--	--	--	--	--	--	--	--
	10/7/2005	--	--	--	--	--	--	--	--	--	--	--	--
	1/27/2006	--	--	--	--	--	--	--	--	--	--	--	--
	4/28/2006	--	--	--	--	--	--	--	--	--	--	--	--
	7/28/2006	ND<10	ND<10	ND<10	ND<10	ND<10	ND<10	ND<10	ND<10	ND<50	ND<10	ND<10	ND<10
	10/27/2006	--	--	--	--	--	--	--	--	--	--	--	--
	1/10/2007	--	--	--	--	--	--	--	--	--	--	--	--
	4/13/2007	--	--	--	--	--	--	--	--	--	--	--	--
	7/19/2007	ND<2.2	ND<2.2	ND<2.2	ND<2.2	ND<2.2	ND<2.2	ND<2.2	ND<2.2	ND<11	ND<2.2	ND<2.2	ND<2.2
	1/9/2008	--	--	--	--	--	--	--	--	--	--	--	--
	4/4/2008	--	--	--	--	--	--	--	--	--	--	--	--
	7/3/2008	ND<20	ND<20	ND<20	ND<20	ND<20	ND<20	ND<20	ND<20	ND<100	ND<20	ND<20	ND<20
	10/3/2008	--	--	--	--	--	--	--	--	--	--	--	--
	1/22/2009	--	--	--	--	--	--	--	--	--	--	--	--
	4/13/2009	--	--	--	--	--	--	--	--	--	--	--	--
	7/23/2009	--	--	--	--	--	--	--	--	--	--	--	--
	2/1/2010	--	--	--	--	--	--	--	--	--	--	--	--
	8/2/2010	--	--	--	--	--	--	--	--	--	--	--	--

Table 7d
Historical Groundwater Analytical Results - Additional Analytes
76 Service Station No. 1156 (351645)
4276 MacArthur Boulevard
Oakland, California

WELL ID	DATE	Acena- phthene (µg/L)	Acena- phthylene (svoc) (µg/L)	Anthra- cene (µg/L)	Benzo[a]- anthracene (µg/L)	Benzo[a]- pyrene (µg/L)	Benzo[b]- fluor- anthene (µg/L)	Benzo- [g,h,i]- perylene (µg/L)	Benzo[k]- fluor- anthene (µg/L)	Benzoic Acid (µg/L)	Benzyl Alcohol (µg/L)	Bis(2-chloro- ethoxy) methane (µg/L)	Bis(2-chloro- ethyl) ether (µg/L)
MW-1B	11/1/2010	--	--	--	--	--	--	--	--	--	--	--	--
	1/31/2011	--	--	--	--	--	--	--	--	--	--	--	--
	4/26/2011	--	--	--	--	--	--	--	--	--	--	--	--
	7/25/2011	--	--	--	--	--	--	--	--	--	--	--	--
	10/7/2011	--	--	--	--	--	--	--	--	--	--	--	--
	1/23/2012	--	--	--	--	--	--	--	--	--	--	--	--
	4/6/2012	--	--	--	--	--	--	--	--	--	--	--	--
	7/24/2012	--	--	--	--	--	--	--	--	--	--	--	--
	2/8/2013	--	--	--	--	--	--	--	--	--	--	--	--
MW-2	9/28/1999	--	--	--	--	--	--	--	--	--	--	--	--
	4/4/2001	--	--	--	--	--	--	--	--	--	--	--	--
	7/17/2001	--	--	--	--	--	--	--	--	--	--	--	--
	7/18/2002	--	--	--	--	--	--	--	--	--	--	--	--
	10/7/2002	--	--	--	--	--	--	--	--	--	--	--	--
	1/6/2003	--	--	--	--	--	--	--	--	--	--	--	--
	4/7/2003	--	--	--	--	--	--	--	--	--	--	--	--
	7/7/2003	--	--	--	--	--	--	--	--	--	--	--	--
	10/9/2003	--	--	--	--	--	--	--	--	--	--	--	--
	1/14/2004	--	--	--	--	--	--	--	--	--	--	--	--
	4/28/2004	--	--	--	--	--	--	--	--	--	--	--	--
	7/12/2004	--	--	--	--	--	--	--	--	--	--	--	--
	10/25/2004	--	--	--	--	--	--	--	--	--	--	--	--
	1/17/2005	--	--	--	--	--	--	--	--	--	--	--	--
	4/6/2005	--	--	--	--	--	--	--	--	--	--	--	--
	7/8/2005	--	--	--	--	--	--	--	--	--	--	--	--
	10/7/2005	--	--	--	--	--	--	--	--	--	--	--	--
	1/27/2006	--	--	--	--	--	--	--	--	--	--	--	--
	4/28/2006	--	--	--	--	--	--	--	--	--	--	--	--
	7/28/2006	--	--	--	--	--	--	--	--	--	--	--	--
	10/27/2006	--	--	--	--	--	--	--	--	--	--	--	--
	1/10/2007	--	--	--	--	--	--	--	--	--	--	--	--
	4/13/2007	--	--	--	--	--	--	--	--	--	--	--	--
	7/19/2007	--	--	--	--	--	--	--	--	--	--	--	--
	10/8/2007	--	--	--	--	--	--	--	--	--	--	--	--
	1/9/2008	--	--	--	--	--	--	--	--	--	--	--	--
	4/4/2008	--	--	--	--	--	--	--	--	--	--	--	--
	7/3/2008	--	--	--	--	--	--	--	--	--	--	--	--
10/3/2008	--	--	--	--	--	--	--	--	--	--	--	--	
1/22/2009	--	--	--	--	--	--	--	--	--	--	--	--	
4/13/2009	--	--	--	--	--	--	--	--	--	--	--	--	
7/23/2009	--	--	--	--	--	--	--	--	--	--	--	--	
2/1/2010	--	--	--	--	--	--	--	--	--	--	--	--	

Table 7d
Historical Groundwater Analytical Results - Additional Analytes
76 Service Station No. 1156 (351645)
4276 MacArthur Boulevard
Oakland, California

WELL ID	DATE	Acena- phthene (µg/L)	Acena- phthylene (svoc) (µg/L)	Anthra- cene (µg/L)	Benzo[a]- anthracene (µg/L)	Benzo[a]- pyrene (µg/L)	Benzo[b]- fluor- anthene (µg/L)	Benzo- [g,h,i]- perylene (µg/L)	Benzo[k]- fluor- anthene (µg/L)	Benzoic Acid (µg/L)	Benzyl Alcohol (µg/L)	Bis(2-chloro- ethoxy) methane (µg/L)	Bis(2-chloro- ethyl) ether (µg/L)
MW-2 cont.	8/2/2010	--	--	--	--	--	--	--	--	--	--	--	--
MW-2B	11/1/2010	--	--	--	--	--	--	--	--	--	--	--	--
	1/31/2011	--	--	--	--	--	--	--	--	--	--	--	--
	4/26/2011	--	--	--	--	--	--	--	--	--	--	--	--
	7/25/2011	--	--	--	--	--	--	--	--	--	--	--	--
	10/7/2011	--	--	--	--	--	--	--	--	--	--	--	--
	1/23/2012	--	--	--	--	--	--	--	--	--	--	--	--
	4/6/2012	--	--	--	--	--	--	--	--	--	--	--	--
	7/24/2012	--	--	--	--	--	--	--	--	--	--	--	--
2/8/2013	--	--	--	--	--	--	--	--	--	--	--	--	--
MW-3	9/28/1999	--	--	--	--	--	--	--	--	--	--	--	--
	4/4/2001	--	--	--	--	--	--	--	--	--	--	--	--
	7/17/2001	--	--	--	--	--	--	--	--	--	--	--	--
	7/18/2002	--	--	--	--	--	--	--	--	--	--	--	--
	10/7/2002	--	--	--	--	--	--	--	--	--	--	--	--
	1/6/2003	--	--	--	--	--	--	--	--	--	--	--	--
	4/7/2003	--	--	--	--	--	--	--	--	--	--	--	--
	7/7/2003	--	--	--	--	--	--	--	--	--	--	--	--
	10/9/2003	--	--	--	--	--	--	--	--	--	--	--	--
	1/14/2004	--	--	--	--	--	--	--	--	--	--	--	--
	4/28/2004	--	--	--	--	--	--	--	--	--	--	--	--
	7/12/2004	--	--	--	--	--	--	--	--	--	--	--	--
	10/25/2004	--	--	--	--	--	--	--	--	--	--	--	--
	1/17/2005	--	--	--	--	--	--	--	--	--	--	--	--
	4/6/2005	--	--	--	--	--	--	--	--	--	--	--	--
	7/8/2005	--	--	--	--	--	--	--	--	--	--	--	--
	10/7/2005	--	--	--	--	--	--	--	--	--	--	--	--
	1/27/2006	--	--	--	--	--	--	--	--	--	--	--	--
	4/28/2006	--	--	--	--	--	--	--	--	--	--	--	--
	7/28/2006	--	--	--	--	--	--	--	--	--	--	--	--
	10/27/2006	--	--	--	--	--	--	--	--	--	--	--	--
	1/10/2007	--	--	--	--	--	--	--	--	--	--	--	--
	4/13/2007	--	--	--	--	--	--	--	--	--	--	--	--
	7/19/2007	--	--	--	--	--	--	--	--	--	--	--	--
	10/8/2007	--	--	--	--	--	--	--	--	--	--	--	--
	1/9/2008	--	--	--	--	--	--	--	--	--	--	--	--
	4/4/2008	--	--	--	--	--	--	--	--	--	--	--	--
7/3/2008	--	--	--	--	--	--	--	--	--	--	--	--	
10/3/2008	--	--	--	--	--	--	--	--	--	--	--	--	
1/22/2009	--	--	--	--	--	--	--	--	--	--	--	--	
4/13/2009	--	--	--	--	--	--	--	--	--	--	--	--	

Table 7d
Historical Groundwater Analytical Results - Additional Analytes
76 Service Station No. 1156 (351645)
4276 MacArthur Boulevard
Oakland, California

WELL ID	DATE	Acena- phthene (µg/L)	Acena- phthylene (svoc) (µg/L)	Anthra- cene (µg/L)	Benzo[a]- anthracene (µg/L)	Benzo[a]- pyrene (µg/L)	Benzo[b]- fluor- anthene (µg/L)	Benzo- [g,h,i]- perylene (µg/L)	Benzo[k]- fluor- anthene (µg/L)	Benzoic Acid (µg/L)	Benzyl Alcohol (µg/L)	Bis(2-chloro- ethoxy) methane (µg/L)	Bis(2-chloro- ethyl) ether (µg/L)
MW-3 cont.	7/23/2009	--	--	--	--	--	--	--	--	--	--	--	--
	2/1/2010	--	--	--	--	--	--	--	--	--	--	--	--
	8/2/2010	--	--	--	--	--	--	--	--	--	--	--	--
MW-3B	11/1/2010	--	--	--	--	--	--	--	--	--	--	--	--
	1/31/2011	--	--	--	--	--	--	--	--	--	--	--	--
	4/26/2011	--	--	--	--	--	--	--	--	--	--	--	--
	7/25/2011	--	--	--	--	--	--	--	--	--	--	--	--
	10/7/2011	--	--	--	--	--	--	--	--	--	--	--	--
	1/23/2012	--	--	--	--	--	--	--	--	--	--	--	--
	4/6/2012	--	--	--	--	--	--	--	--	--	--	--	--
	7/24/2012	--	--	--	--	--	--	--	--	--	--	--	--
	2/8/2013	--	--	--	--	--	--	--	--	--	--	--	--
MW-4	9/28/1999	--	--	--	--	--	--	--	--	--	--	--	--
	4/4/2001	--	--	--	--	--	--	--	--	--	--	--	--
	7/17/2001	--	--	--	--	--	--	--	--	--	--	--	--
	7/18/2002	--	--	--	--	--	--	--	--	--	--	--	--
	10/7/2002	--	--	--	--	--	--	--	--	--	--	--	--
	1/6/2003	--	--	--	--	--	--	--	--	--	--	--	--
	4/7/2003	--	--	--	--	--	--	--	--	--	--	--	--
	7/7/2003	--	--	--	--	--	--	--	--	--	--	--	--
	10/9/2003	--	--	--	--	--	--	--	--	--	--	--	--
	1/14/2004	--	--	--	--	--	--	--	--	--	--	--	--
	4/28/2004	--	--	--	--	--	--	--	--	--	--	--	--
	7/12/2004	--	--	--	--	--	--	--	--	--	--	--	--
	10/25/2004	--	--	--	--	--	--	--	--	--	--	--	--
	1/17/2005	--	--	--	--	--	--	--	--	--	--	--	--
	4/6/2005	--	--	--	--	--	--	--	--	--	--	--	--
	7/8/2005	--	--	--	--	--	--	--	--	--	--	--	--
	10/7/2005	--	--	--	--	--	--	--	--	--	--	--	--
	1/27/2006	--	--	--	--	--	--	--	--	--	--	--	--
	4/28/2006	--	--	--	--	--	--	--	--	--	--	--	--
	7/28/2006	--	--	--	--	--	--	--	--	--	--	--	--
	10/27/2006	--	--	--	--	--	--	--	--	--	--	--	--
	1/10/2007	--	--	--	--	--	--	--	--	--	--	--	--
	4/13/2007	--	--	--	--	--	--	--	--	--	--	--	--
	7/19/2007	--	--	--	--	--	--	--	--	--	--	--	--
	10/8/2007	--	--	--	--	--	--	--	--	--	--	--	--
	1/9/2008	--	--	--	--	--	--	--	--	--	--	--	--
	4/4/2008	--	--	--	--	--	--	--	--	--	--	--	--
7/3/2008	--	--	--	--	--	--	--	--	--	--	--	--	
10/3/2008	--	--	--	--	--	--	--	--	--	--	--	--	

Table 7d
Historical Groundwater Analytical Results - Additional Analytes
76 Service Station No. 1156 (351645)
4276 MacArthur Boulevard
Oakland, California

WELL ID	DATE	Acena- phthene (µg/L)	Acena- phthylene (svoc) (µg/L)	Anthra- cene (µg/L)	Benzo[a]- anthracene (µg/L)	Benzo[a]- pyrene (µg/L)	Benzo[b]- fluor- anthene (µg/L)	Benzo- [g,h,i]- perylene (µg/L)	Benzo[k]- fluor- anthene (µg/L)	Benzoic Acid (µg/L)	Benzyl Alcohol (µg/L)	Bis(2-chloro- ethoxy) methane (µg/L)	Bis(2-chloro- ethyl) ether (µg/L)
MW-4 cont.	1/22/2009	--	--	--	--	--	--	--	--	--	--	--	--
	4/13/2009	--	--	--	--	--	--	--	--	--	--	--	--
	7/23/2009	--	--	--	--	--	--	--	--	--	--	--	--
	2/1/2010	--	--	--	--	--	--	--	--	--	--	--	--
	8/2/2010	--	--	--	--	--	--	--	--	--	--	--	--
MW-4B	11/1/2010	--	--	--	--	--	--	--	--	--	--	--	--
	1/31/2011	--	--	--	--	--	--	--	--	--	--	--	--
	4/26/2011	--	--	--	--	--	--	--	--	--	--	--	--
	7/25/2011	--	--	--	--	--	--	--	--	--	--	--	--
	10/7/2011	--	--	--	--	--	--	--	--	--	--	--	--
	1/23/2012	--	--	--	--	--	--	--	--	--	--	--	--
	4/6/2012	--	--	--	--	--	--	--	--	--	--	--	--
	7/24/2012	--	--	--	--	--	--	--	--	--	--	--	--
	2/8/2013	--	--	--	--	--	--	--	--	--	--	--	--
MW-5	7/18/2002	--	--	--	--	--	--	--	--	--	--	--	--
	10/7/2002	--	--	--	--	--	--	--	--	--	--	--	--
	1/6/2003	--	--	--	--	--	--	--	--	--	--	--	--
	4/7/2003	--	--	--	--	--	--	--	--	--	--	--	--
	7/7/2003	--	--	--	--	--	--	--	--	--	--	--	--
	10/9/2003	--	--	--	--	--	--	--	--	--	--	--	--
	1/14/2004	--	--	--	--	--	--	--	--	--	--	--	--
	4/28/2004	--	--	--	--	--	--	--	--	--	--	--	--
	7/12/2004	--	--	--	--	--	--	--	--	--	--	--	--
	10/25/2004	--	--	--	--	--	--	--	--	--	--	--	--
	1/17/2005	--	--	--	--	--	--	--	--	--	--	--	--
	4/6/2005	--	--	--	--	--	--	--	--	--	--	--	--
	7/8/2005	--	--	--	--	--	--	--	--	--	--	--	--
	10/7/2005	--	--	--	--	--	--	--	--	--	--	--	--
	1/27/2006	--	--	--	--	--	--	--	--	--	--	--	--
	4/28/2006	--	--	--	--	--	--	--	--	--	--	--	--
	7/28/2006	--	--	--	--	--	--	--	--	--	--	--	--
	10/27/2006	--	--	--	--	--	--	--	--	--	--	--	--
	1/10/2007	--	--	--	--	--	--	--	--	--	--	--	--
	4/13/2007	--	--	--	--	--	--	--	--	--	--	--	--
	7/19/2007	--	--	--	--	--	--	--	--	--	--	--	--
	10/8/2007	--	--	--	--	--	--	--	--	--	--	--	--
	1/9/2008	--	--	--	--	--	--	--	--	--	--	--	--
4/4/2008	--	--	--	--	--	--	--	--	--	--	--	--	
7/3/2008	--	--	--	--	--	--	--	--	--	--	--	--	
10/3/2008	--	--	--	--	--	--	--	--	--	--	--	--	
1/22/2009	--	--	--	--	--	--	--	--	--	--	--	--	

Table 7d
Historical Groundwater Analytical Results - Additional Analytes
76 Service Station No. 1156 (351645)
4276 MacArthur Boulevard
Oakland, California

WELL ID	DATE	Acena- phthene (µg/L)	Acena- phthylene (svoc) (µg/L)	Anthra- cene (µg/L)	Benzo[a]- anthracene (µg/L)	Benzo[a]- pyrene (µg/L)	Benzo[b]- fluor- anthene (µg/L)	Benzo- [g,h,i]- perylene (µg/L)	Benzo[k]- fluor- anthene (µg/L)	Benzoic Acid (µg/L)	Benzyl Alcohol (µg/L)	Bis(2-chloro- ethoxy) methane (µg/L)	Bis(2-chloro- ethyl) ether (µg/L)
MW-5 cont.	4/13/2009	--	--	--	--	--	--	--	--	--	--	--	--
	7/23/2009	--	--	--	--	--	--	--	--	--	--	--	--
	2/1/2010	--	--	--	--	--	--	--	--	--	--	--	--
	8/2/2010	--	--	--	--	--	--	--	--	--	--	--	--
	1/31/2011	--	--	--	--	--	--	--	--	--	--	--	--
	4/26/2011	--	--	--	--	--	--	--	--	--	--	--	--
	7/25/2011	--	--	--	--	--	--	--	--	--	--	--	--
	10/7/2011	--	--	--	--	--	--	--	--	--	--	--	--
	1/23/2012	--	--	--	--	--	--	--	--	--	--	--	--
	4/6/2012	--	--	--	--	--	--	--	--	--	--	--	--
	7/24/2012	--	--	--	--	--	--	--	--	--	--	--	--
	2/8/2013	--	--	--	--	--	--	--	--	--	--	--	--
	MW-6	7/18/2002	--	--	--	--	--	--	--	--	--	--	--
10/7/2002		--	--	--	--	--	--	--	--	--	--	--	--
1/6/2003		--	--	--	--	--	--	--	--	--	--	--	--
4/7/2003		--	--	--	--	--	--	--	--	--	--	--	--
7/7/2003		--	--	--	--	--	--	--	--	--	--	--	--
10/9/2003		--	--	--	--	--	--	--	--	--	--	--	--
1/14/2004		--	--	--	--	--	--	--	--	--	--	--	--
4/28/2004		--	--	--	--	--	--	--	--	--	--	--	--
7/12/2004		--	--	--	--	--	--	--	--	--	--	--	--
10/25/2004		--	--	--	--	--	--	--	--	--	--	--	--
1/17/2005		--	--	--	--	--	--	--	--	--	--	--	--
4/6/2005		--	--	--	--	--	--	--	--	--	--	--	--
7/8/2005		--	--	--	--	--	--	--	--	--	--	--	--
10/7/2005		--	--	--	--	--	--	--	--	--	--	--	--
1/27/2006		--	--	--	--	--	--	--	--	--	--	--	--
4/28/2006		--	--	--	--	--	--	--	--	--	--	--	--
7/28/2006		--	--	--	--	--	--	--	--	--	--	--	--
10/27/2006		--	--	--	--	--	--	--	--	--	--	--	--
1/10/2007		--	--	--	--	--	--	--	--	--	--	--	--
4/13/2007		--	--	--	--	--	--	--	--	--	--	--	--
7/19/2007		--	--	--	--	--	--	--	--	--	--	--	--
10/8/2007		--	--	--	--	--	--	--	--	--	--	--	--
1/9/2008		--	--	--	--	--	--	--	--	--	--	--	--
4/4/2008	--	--	--	--	--	--	--	--	--	--	--	--	
7/3/2008	--	--	--	--	--	--	--	--	--	--	--	--	
10/3/2008	--	--	--	--	--	--	--	--	--	--	--	--	
1/22/2009	--	--	--	--	--	--	--	--	--	--	--	--	
4/13/2009	--	--	--	--	--	--	--	--	--	--	--	--	
MW-7	7/18/2002	--	--	--	--	--	--	--	--	--	--	--	--

Table 7d
Historical Groundwater Analytical Results - Additional Analytes
76 Service Station No. 1156 (351645)
4276 MacArthur Boulevard
Oakland, California

WELL ID	DATE	Acena- phthene (µg/L)	Acena- phthylene (svoc) (µg/L)	Anthra- cene (µg/L)	Benzo[a]- anthracene (µg/L)	Benzo[a]- pyrene (µg/L)	Benzo[b]- fluor- anthene (µg/L)	Benzo- [g,h,i]- perylene (µg/L)	Benzo[k]- fluor- anthene (µg/L)	Benzoic Acid (µg/L)	Benzyl Alcohol (µg/L)	Bis(2-chloro- ethoxy) methane (µg/L)	Bis(2-chloro- ethyl) ether (µg/L)
MW-7 cont.	10/7/2002	--	--	--	--	--	--	--	--	--	--	--	--
	1/6/2003	--	--	--	--	--	--	--	--	--	--	--	--
	4/7/2003	--	--	--	--	--	--	--	--	--	--	--	--
	7/7/2003	--	--	--	--	--	--	--	--	--	--	--	--
	10/9/2003	--	--	--	--	--	--	--	--	--	--	--	--
	1/14/2004	--	--	--	--	--	--	--	--	--	--	--	--
	4/28/2004	--	--	--	--	--	--	--	--	--	--	--	--
	7/12/2004	--	--	--	--	--	--	--	--	--	--	--	--
	10/25/2004	--	--	--	--	--	--	--	--	--	--	--	--
	1/17/2005	--	--	--	--	--	--	--	--	--	--	--	--
	4/6/2005	--	--	--	--	--	--	--	--	--	--	--	--
	7/8/2005	--	--	--	--	--	--	--	--	--	--	--	--
	10/7/2005	--	--	--	--	--	--	--	--	--	--	--	--
	1/27/2006	--	--	--	--	--	--	--	--	--	--	--	--
	4/28/2006	--	--	--	--	--	--	--	--	--	--	--	--
	7/28/2006	--	--	--	--	--	--	--	--	--	--	--	--
	10/27/2006	--	--	--	--	--	--	--	--	--	--	--	--
	1/10/2007	--	--	--	--	--	--	--	--	--	--	--	--
	7/19/2007	--	--	--	--	--	--	--	--	--	--	--	--
	10/8/2007	--	--	--	--	--	--	--	--	--	--	--	--
	1/9/2008	--	--	--	--	--	--	--	--	--	--	--	--
	4/4/2008	--	--	--	--	--	--	--	--	--	--	--	--
	7/3/2008	--	--	--	--	--	--	--	--	--	--	--	--
	10/3/2008	--	--	--	--	--	--	--	--	--	--	--	--
	1/22/2009	--	--	--	--	--	--	--	--	--	--	--	--
	4/13/2009	--	--	--	--	--	--	--	--	--	--	--	--
	7/23/2009	--	--	--	--	--	--	--	--	--	--	--	--
	2/1/2010	--	--	--	--	--	--	--	--	--	--	--	--
	8/2/2010	--	--	--	--	--	--	--	--	--	--	--	--
	1/31/2011	--	--	--	--	--	--	--	--	--	--	--	--
4/26/2011	--	--	--	--	--	--	--	--	--	--	--	--	
7/25/2011	--	--	--	--	--	--	--	--	--	--	--	--	
10/7/2011	--	--	--	--	--	--	--	--	--	--	--	--	
1/23/2012	--	--	--	--	--	--	--	--	--	--	--	--	
4/6/2012	--	--	--	--	--	--	--	--	--	--	--	--	
7/24/2012	--	--	--	--	--	--	--	--	--	--	--	--	
2/8/2013	--	--	--	--	--	--	--	--	--	--	--	--	
MW-8	1/18/2008	--	--	--	--	--	--	--	--	--	--	--	--
	4/4/2008	--	--	--	--	--	--	--	--	--	--	--	--
	7/3/2008	--	--	--	--	--	--	--	--	--	--	--	--
	10/3/2008	--	--	--	--	--	--	--	--	--	--	--	--
	1/22/2009	--	--	--	--	--	--	--	--	--	--	--	--

Table 7d
Historical Groundwater Analytical Results - Additional Analytes
76 Service Station No. 1156 (351645)
4276 MacArthur Boulevard
Oakland, California

WELL ID	DATE	Acena- phthene (µg/L)	Acena- phthylene (svoc) (µg/L)	Anthra- cene (µg/L)	Benzo[a]- anthracene (µg/L)	Benzo[a]- pyrene (µg/L)	Benzo[b]- fluor- anthene (µg/L)	Benzo- [g,h,i]- perylene (µg/L)	Benzo[k]- fluor- anthene (µg/L)	Benzoic Acid (µg/L)	Benzyl Alcohol (µg/L)	Bis(2-chloro- ethoxy) methane (µg/L)	Bis(2-chloro- ethyl) ether (µg/L)
MW-8 cont.	4/13/2009	--	--	--	--	--	--	--	--	--	--	--	--
	7/23/2009	--	--	--	--	--	--	--	--	--	--	--	--
	2/1/2010	--	--	--	--	--	--	--	--	--	--	--	--

NOTES:

ND<# = Analyte not detected at or above indicated practical quantitation limit

-- = Not sampled

µg/L = Micrograms per liter

ID = Identification

Table 7e
Historical Groundwater Analytical Results - Additional Analytes
76 Service Station No. 1156 (351645)
4276 MacArthur Boulevard
Oakland, California

WELL ID	DATE	Bis(2-chloro-isopropyl)-ether (µg/L)	Bis(2-ethyl-hexyl) phthalate (µg/L)	4-Bromo-phenyl ether (µg/L)	Butyl-benzyl phthalate (µg/L)	4-Chloro-3-methyl-phenol (µg/L)	4-Chloro-aniline (µg/L)	2-Chloro-naphthalene (µg/L)	2-Chloro-phenol (µg/L)	4-Chloro-phenyl ether (µg/L)	Chrysene (µg/L)	Dibenzo-[a,h]-anthracene (µg/L)	Dibenzo-furan (µg/L)
MW-1	7/20/1999	--	--	--	--	--	--	--	--	--	--	--	--
	9/28/1999	--	--	--	--	--	--	--	--	--	--	--	--
	1/7/2000	--	--	--	--	--	--	--	--	--	--	--	--
	3/31/2000	--	10	--	--	--	--	--	--	--	--	--	--
	7/14/2000	--	--	--	--	--	--	--	--	--	--	--	--
	10/3/2000	--	51.6	--	--	--	--	--	--	--	--	--	--
	1/3/2001	--	--	--	--	--	--	--	--	--	--	--	--
	4/4/2001	--	55	--	--	--	--	--	--	--	--	--	--
	7/17/2001	--	400	--	--	--	--	--	--	--	--	--	--
	10/5/2001	--	--	--	--	--	--	--	--	--	--	--	--
	1/28/2002	--	--	--	--	--	--	--	--	--	--	--	--
	4/25/2002	--	--	--	--	--	--	--	--	--	--	--	--
	7/18/2002	--	120	--	--	--	--	--	--	--	--	--	--
	10/7/2002	--	--	--	--	--	--	--	--	--	--	--	--
	1/6/2003	--	--	--	--	--	--	--	--	--	--	--	--
	4/7/2003	--	--	--	--	--	--	--	--	--	--	--	--
	7/7/2003	--	70	--	--	--	--	--	--	--	--	--	--
	10/9/2003	--	--	--	--	--	--	--	--	--	--	--	--
	1/14/2004	--	--	--	--	--	--	--	--	--	--	--	--
	4/28/2004	--	--	--	--	--	--	--	--	--	--	--	--
	7/12/2004	--	ND<5	--	--	--	--	--	--	--	ND<2	ND<3	--
	10/25/2004	--	--	--	--	--	--	--	--	--	--	--	--
	1/17/2005	--	--	--	--	--	--	--	--	--	--	--	--
	4/6/2005	--	--	--	--	--	--	--	--	--	--	--	--
	7/8/2005	--	--	--	--	--	--	--	--	--	--	--	--
	10/7/2005	--	--	--	--	--	--	--	--	--	--	--	--
	1/27/2006	--	--	--	--	--	--	--	--	--	--	--	--
	4/28/2006	--	--	--	--	--	--	--	--	--	--	--	--
	7/28/2006	ND<10	33	ND<10	ND<10	ND<25	ND<10	ND<10	ND<10	ND<10	ND<10	ND<15	ND<10
	10/27/2006	--	--	--	--	--	--	--	--	--	--	--	--
	1/10/2007	--	--	--	--	--	--	--	--	--	--	--	--
	4/13/2007	--	--	--	--	--	--	--	--	--	--	--	--
	7/19/2007	ND<2.2	ND<4.4	ND<2.2	ND<2.2	ND<5.5	ND<2.2	ND<2.2	ND<2.2	ND<2.2	ND<2.2	ND<3.3	ND<2.2
	1/9/2008	--	--	--	--	--	--	--	--	--	--	--	--
	4/4/2008	--	--	--	--	--	--	--	--	--	--	--	--
	7/3/2008	ND<20	ND<40	ND<20	ND<20	ND<50	ND<20	ND<20	ND<20	ND<20	ND<20	ND<30	ND<20
	10/3/2008	--	--	--	--	--	--	--	--	--	--	--	--
	1/22/2009	--	--	--	--	--	--	--	--	--	--	--	--
	4/13/2009	--	--	--	--	--	--	--	--	--	--	--	--
	7/23/2009	--	--	--	--	--	--	--	--	--	--	--	--
	2/1/2010	--	--	--	--	--	--	--	--	--	--	--	--
	8/2/2010	--	--	--	--	--	--	--	--	--	--	--	--

Table 7e
Historical Groundwater Analytical Results - Additional Analytes
76 Service Station No. 1156 (351645)
4276 MacArthur Boulevard
Oakland, California

WELL ID	DATE	Bis(2-chloro-isopropyl)-ether (µg/L)	Bis(2-ethyl-hexyl)-phthalate (µg/L)	4-Bromo-phenyl ether (µg/L)	Butyl-benzyl-phthalate (µg/L)	4-Chloro-3-methyl-phenol (µg/L)	4-Chloro-aniline (µg/L)	2-Chloro-naphthalene (µg/L)	2-Chloro-phenol (µg/L)	4-Chloro-phenyl ether (µg/L)	Chrysene (µg/L)	Dibenzo-[a,h]-anthracene (µg/L)	Dibenzo-furan (µg/L)
MW-1B	11/1/2010	--	--	--	--	--	--	--	--	--	--	--	--
	1/31/2011	--	--	--	--	--	--	--	--	--	--	--	--
	4/26/2011	--	--	--	--	--	--	--	--	--	--	--	--
	7/25/2011	--	--	--	--	--	--	--	--	--	--	--	--
	10/7/2011	--	--	--	--	--	--	--	--	--	--	--	--
	1/23/2012	--	--	--	--	--	--	--	--	--	--	--	--
	4/6/2012	--	--	--	--	--	--	--	--	--	--	--	--
	7/24/2012	--	--	--	--	--	--	--	--	--	--	--	--
	2/8/2013	--	--	--	--	--	--	--	--	--	--	--	--
MW-2	9/28/1999	--	--	--	--	--	--	--	--	--	--	--	--
	4/4/2001	--	--	--	--	--	--	--	--	--	--	--	--
	7/17/2001	--	--	--	--	--	--	--	--	--	--	--	--
	7/18/2002	--	--	--	--	--	--	--	--	--	--	--	--
	10/7/2002	--	--	--	--	--	--	--	--	--	--	--	--
	1/6/2003	--	--	--	--	--	--	--	--	--	--	--	--
	4/7/2003	--	--	--	--	--	--	--	--	--	--	--	--
	7/7/2003	--	--	--	--	--	--	--	--	--	--	--	--
	10/9/2003	--	--	--	--	--	--	--	--	--	--	--	--
	1/14/2004	--	--	--	--	--	--	--	--	--	--	--	--
	4/28/2004	--	--	--	--	--	--	--	--	--	--	--	--
	7/12/2004	--	--	--	--	--	--	--	--	--	--	--	--
	10/25/2004	--	--	--	--	--	--	--	--	--	--	--	--
	1/17/2005	--	--	--	--	--	--	--	--	--	--	--	--
	4/6/2005	--	--	--	--	--	--	--	--	--	--	--	--
	7/8/2005	--	--	--	--	--	--	--	--	--	--	--	--
	10/7/2005	--	--	--	--	--	--	--	--	--	--	--	--
	1/27/2006	--	--	--	--	--	--	--	--	--	--	--	--
	4/28/2006	--	--	--	--	--	--	--	--	--	--	--	--
	7/28/2006	--	--	--	--	--	--	--	--	--	--	--	--
	10/27/2006	--	--	--	--	--	--	--	--	--	--	--	--
	1/10/2007	--	--	--	--	--	--	--	--	--	--	--	--
	4/13/2007	--	--	--	--	--	--	--	--	--	--	--	--
	7/19/2007	--	--	--	--	--	--	--	--	--	--	--	--
	10/8/2007	--	--	--	--	--	--	--	--	--	--	--	--
	1/9/2008	--	--	--	--	--	--	--	--	--	--	--	--
	4/4/2008	--	--	--	--	--	--	--	--	--	--	--	--
	7/3/2008	--	--	--	--	--	--	--	--	--	--	--	--
10/3/2008	--	--	--	--	--	--	--	--	--	--	--	--	
1/22/2009	--	--	--	--	--	--	--	--	--	--	--	--	
4/13/2009	--	--	--	--	--	--	--	--	--	--	--	--	
7/23/2009	--	--	--	--	--	--	--	--	--	--	--	--	
2/1/2010	--	--	--	--	--	--	--	--	--	--	--	--	--

Table 7e
Historical Groundwater Analytical Results - Additional Analytes
76 Service Station No. 1156 (351645)
4276 MacArthur Boulevard
Oakland, California

WELL ID	DATE	Bis(2-chloro-isopropyl)-ether (µg/L)	Bis(2-ethyl-hexyl)-phthalate (µg/L)	4-Bromo-phenyl ether (µg/L)	Butyl-benzyl-phthalate (µg/L)	4-Chloro-3-methyl-phenol (µg/L)	4-Chloro-aniline (µg/L)	2-Chloro-naphthalene (µg/L)	2-Chloro-phenol (µg/L)	4-Chloro-phenyl ether (µg/L)	Chrysene (µg/L)	Dibenzo-[a,h]-anthracene (µg/L)	Dibenzo-furan (µg/L)
MW-2 cont.	8/2/2010	--	--	--	--	--	--	--	--	--	--	--	--
MW-2B	11/1/2010	--	--	--	--	--	--	--	--	--	--	--	--
	1/31/2011	--	--	--	--	--	--	--	--	--	--	--	--
	4/26/2011	--	--	--	--	--	--	--	--	--	--	--	--
	7/25/2011	--	--	--	--	--	--	--	--	--	--	--	--
	10/7/2011	--	--	--	--	--	--	--	--	--	--	--	--
	1/23/2012	--	--	--	--	--	--	--	--	--	--	--	--
	4/6/2012	--	--	--	--	--	--	--	--	--	--	--	--
	7/24/2012	--	--	--	--	--	--	--	--	--	--	--	--
2/8/2013	--	--	--	--	--	--	--	--	--	--	--	--	--
MW-3	9/28/1999	--	--	--	--	--	--	--	--	--	--	--	--
	4/4/2001	--	--	--	--	--	--	--	--	--	--	--	--
	7/17/2001	--	--	--	--	--	--	--	--	--	--	--	--
	7/18/2002	--	--	--	--	--	--	--	--	--	--	--	--
	10/7/2002	--	--	--	--	--	--	--	--	--	--	--	--
	1/6/2003	--	--	--	--	--	--	--	--	--	--	--	--
	4/7/2003	--	--	--	--	--	--	--	--	--	--	--	--
	7/7/2003	--	--	--	--	--	--	--	--	--	--	--	--
	10/9/2003	--	--	--	--	--	--	--	--	--	--	--	--
	1/14/2004	--	--	--	--	--	--	--	--	--	--	--	--
	4/28/2004	--	--	--	--	--	--	--	--	--	--	--	--
	7/12/2004	--	--	--	--	--	--	--	--	--	--	--	--
	10/25/2004	--	--	--	--	--	--	--	--	--	--	--	--
	1/17/2005	--	--	--	--	--	--	--	--	--	--	--	--
	4/6/2005	--	--	--	--	--	--	--	--	--	--	--	--
	7/8/2005	--	--	--	--	--	--	--	--	--	--	--	--
	10/7/2005	--	--	--	--	--	--	--	--	--	--	--	--
	1/27/2006	--	--	--	--	--	--	--	--	--	--	--	--
	4/28/2006	--	--	--	--	--	--	--	--	--	--	--	--
	7/28/2006	--	--	--	--	--	--	--	--	--	--	--	--
	10/27/2006	--	--	--	--	--	--	--	--	--	--	--	--
	1/10/2007	--	--	--	--	--	--	--	--	--	--	--	--
	4/13/2007	--	--	--	--	--	--	--	--	--	--	--	--
	7/19/2007	--	--	--	--	--	--	--	--	--	--	--	--
	10/8/2007	--	--	--	--	--	--	--	--	--	--	--	--
	1/9/2008	--	--	--	--	--	--	--	--	--	--	--	--
	4/4/2008	--	--	--	--	--	--	--	--	--	--	--	--
	7/3/2008	--	--	--	--	--	--	--	--	--	--	--	--
10/3/2008	--	--	--	--	--	--	--	--	--	--	--	--	
1/22/2009	--	--	--	--	--	--	--	--	--	--	--	--	
4/13/2009	--	--	--	--	--	--	--	--	--	--	--	--	

Table 7e
Historical Groundwater Analytical Results - Additional Analytes
76 Service Station No. 1156 (351645)
4276 MacArthur Boulevard
Oakland, California

WELL ID	DATE	Bis(2-chloro-isopropyl)-ether (µg/L)	Bis(2-ethyl-hexyl)-phthalate (µg/L)	4-Bromo-phenyl ether (µg/L)	Butyl-benzyl-phthalate (µg/L)	4-Chloro-3-methyl-phenol (µg/L)	4-Chloro-aniline (µg/L)	2-Chloro-naphthalene (µg/L)	2-Chloro-phenol (µg/L)	4-Chloro-phenyl ether (µg/L)	Chrysene (µg/L)	Dibenzo-[a,h]-anthracene (µg/L)	Dibenzo-furan (µg/L)
MW-3 cont.	7/23/2009	--	--	--	--	--	--	--	--	--	--	--	--
	2/1/2010	--	--	--	--	--	--	--	--	--	--	--	--
	8/2/2010	--	--	--	--	--	--	--	--	--	--	--	--
MW-3B	11/1/2010	--	--	--	--	--	--	--	--	--	--	--	--
	1/31/2011	--	--	--	--	--	--	--	--	--	--	--	--
	4/26/2011	--	--	--	--	--	--	--	--	--	--	--	--
	7/25/2011	--	--	--	--	--	--	--	--	--	--	--	--
	10/7/2011	--	--	--	--	--	--	--	--	--	--	--	--
	1/23/2012	--	--	--	--	--	--	--	--	--	--	--	--
	4/6/2012	--	--	--	--	--	--	--	--	--	--	--	--
	7/24/2012	--	--	--	--	--	--	--	--	--	--	--	--
	2/8/2013	--	--	--	--	--	--	--	--	--	--	--	--
	MW-4	9/28/1999	--	--	--	--	--	--	--	--	--	--	--
4/4/2001		--	--	--	--	--	--	--	--	--	--	--	--
7/17/2001		--	--	--	--	--	--	--	--	--	--	--	--
7/18/2002		--	--	--	--	--	--	--	--	--	--	--	--
10/7/2002		--	--	--	--	--	--	--	--	--	--	--	--
1/6/2003		--	--	--	--	--	--	--	--	--	--	--	--
4/7/2003		--	--	--	--	--	--	--	--	--	--	--	--
7/7/2003		--	--	--	--	--	--	--	--	--	--	--	--
10/9/2003		--	--	--	--	--	--	--	--	--	--	--	--
1/14/2004		--	--	--	--	--	--	--	--	--	--	--	--
4/28/2004		--	--	--	--	--	--	--	--	--	--	--	--
7/12/2004		--	--	--	--	--	--	--	--	--	--	--	--
10/25/2004		--	--	--	--	--	--	--	--	--	--	--	--
1/17/2005		--	--	--	--	--	--	--	--	--	--	--	--
4/6/2005		--	--	--	--	--	--	--	--	--	--	--	--
7/8/2005		--	--	--	--	--	--	--	--	--	--	--	--
10/7/2005		--	--	--	--	--	--	--	--	--	--	--	--
1/27/2006		--	--	--	--	--	--	--	--	--	--	--	--
4/28/2006		--	--	--	--	--	--	--	--	--	--	--	--
7/28/2006		--	--	--	--	--	--	--	--	--	--	--	--
10/27/2006		--	--	--	--	--	--	--	--	--	--	--	--
1/10/2007		--	--	--	--	--	--	--	--	--	--	--	--
4/13/2007		--	--	--	--	--	--	--	--	--	--	--	--
7/19/2007		--	--	--	--	--	--	--	--	--	--	--	--
10/8/2007		--	--	--	--	--	--	--	--	--	--	--	--
1/9/2008		--	--	--	--	--	--	--	--	--	--	--	--
4/4/2008		--	--	--	--	--	--	--	--	--	--	--	--
7/3/2008		--	--	--	--	--	--	--	--	--	--	--	--
10/3/2008	--	--	--	--	--	--	--	--	--	--	--	--	

Table 7e
Historical Groundwater Analytical Results - Additional Analytes
76 Service Station No. 1156 (351645)
4276 MacArthur Boulevard
Oakland, California

WELL ID	DATE	Bis(2-chloro- isopropyl)- ether (µg/L)	Bis(2-ethyl- hexyl)- phthalate (µg/L)	4-Bromo- pheny phe- nyl ether (µg/L)	Butyl- benzyl phthalate (µg/L)	4-Chloro- 3-methyl- phenol (µg/L)	4-Chloro- aniline (µg/L)	2-Chloro- naphtha- lene (µg/L)	2-Chloro- phenol (µg/L)	4-Chloro- phenyl ether (µg/L)	Chrysene (µg/L)	Dibenzo- [a,h]- anthracene (µg/L)	Dibenzo- furan (µg/L)
MW-4 cont.	1/22/2009	--	--	--	--	--	--	--	--	--	--	--	--
	4/13/2009	--	--	--	--	--	--	--	--	--	--	--	--
	7/23/2009	--	--	--	--	--	--	--	--	--	--	--	--
	2/1/2010	--	--	--	--	--	--	--	--	--	--	--	--
	8/2/2010	--	--	--	--	--	--	--	--	--	--	--	--
MW-4B	11/1/2010	--	--	--	--	--	--	--	--	--	--	--	--
	1/31/2011	--	--	--	--	--	--	--	--	--	--	--	--
	4/26/2011	--	--	--	--	--	--	--	--	--	--	--	--
	7/25/2011	--	--	--	--	--	--	--	--	--	--	--	--
	10/7/2011	--	--	--	--	--	--	--	--	--	--	--	--
	1/23/2012	--	--	--	--	--	--	--	--	--	--	--	--
	4/6/2012	--	--	--	--	--	--	--	--	--	--	--	--
	7/24/2012	--	--	--	--	--	--	--	--	--	--	--	--
	2/8/2013	--	--	--	--	--	--	--	--	--	--	--	--
MW-5	7/18/2002	--	--	--	--	--	--	--	--	--	--	--	--
	10/7/2002	--	--	--	--	--	--	--	--	--	--	--	--
	1/6/2003	--	ND<5.0	--	--	--	--	--	--	--	--	--	--
	4/7/2003	--	--	--	--	--	--	--	--	--	--	--	--
	7/7/2003	--	--	--	--	--	--	--	--	--	--	--	--
	10/9/2003	--	--	--	--	--	--	--	--	--	--	--	--
	1/14/2004	--	--	--	--	--	--	--	--	--	--	--	--
	4/28/2004	--	--	--	--	--	--	--	--	--	--	--	--
	7/12/2004	--	--	--	--	--	--	--	--	--	--	--	--
	10/25/2004	--	--	--	--	--	--	--	--	--	--	--	--
	1/17/2005	--	--	--	--	--	--	--	--	--	--	--	--
	4/6/2005	--	--	--	--	--	--	--	--	--	--	--	--
	7/8/2005	--	--	--	--	--	--	--	--	--	--	--	--
	10/7/2005	--	--	--	--	--	--	--	--	--	--	--	--
	1/27/2006	--	--	--	--	--	--	--	--	--	--	--	--
	4/28/2006	--	--	--	--	--	--	--	--	--	--	--	--
	7/28/2006	--	--	--	--	--	--	--	--	--	--	--	--
	10/27/2006	--	--	--	--	--	--	--	--	--	--	--	--
	1/10/2007	--	--	--	--	--	--	--	--	--	--	--	--
	4/13/2007	--	--	--	--	--	--	--	--	--	--	--	--
	7/19/2007	--	--	--	--	--	--	--	--	--	--	--	--
	10/8/2007	--	--	--	--	--	--	--	--	--	--	--	--
	1/9/2008	--	--	--	--	--	--	--	--	--	--	--	--
4/4/2008	--	--	--	--	--	--	--	--	--	--	--	--	
7/3/2008	--	--	--	--	--	--	--	--	--	--	--	--	
10/3/2008	--	--	--	--	--	--	--	--	--	--	--	--	
1/22/2009	--	--	--	--	--	--	--	--	--	--	--	--	

Table 7e
Historical Groundwater Analytical Results - Additional Analytes
76 Service Station No. 1156 (351645)
4276 MacArthur Boulevard
Oakland, California

WELL ID	DATE	Bis(2-chloro-isopropyl)-ether (µg/L)	Bis(2-ethyl-hexyl)-phthalate (µg/L)	4-Bromo-phenyl ether (µg/L)	Butyl-benzyl-phthalate (µg/L)	4-Chloro-3-methyl-phenol (µg/L)	4-Chloro-aniline (µg/L)	2-Chloro-naphthalene (µg/L)	2-Chloro-phenol (µg/L)	4-Chloro-phenyl ether (µg/L)	Chrysene (µg/L)	Dibenzo-[a,h]-anthracene (µg/L)	Dibenzo-furan (µg/L)
MW-5 cont.	4/13/2009	--	--	--	--	--	--	--	--	--	--	--	--
	7/23/2009	--	--	--	--	--	--	--	--	--	--	--	--
	2/1/2010	--	--	--	--	--	--	--	--	--	--	--	--
	8/2/2010	--	--	--	--	--	--	--	--	--	--	--	--
	1/31/2011	--	--	--	--	--	--	--	--	--	--	--	--
	4/26/2011	--	--	--	--	--	--	--	--	--	--	--	--
	7/25/2011	--	--	--	--	--	--	--	--	--	--	--	--
	10/7/2011	--	--	--	--	--	--	--	--	--	--	--	--
	1/23/2012	--	--	--	--	--	--	--	--	--	--	--	--
	4/6/2012	--	--	--	--	--	--	--	--	--	--	--	--
	7/24/2012	--	--	--	--	--	--	--	--	--	--	--	--
	2/8/2013	--	--	--	--	--	--	--	--	--	--	--	--
	MW-6	7/18/2002	--	--	--	--	--	--	--	--	--	--	--
10/7/2002		--	--	--	--	--	--	--	--	--	--	--	--
1/6/2003		--	--	--	--	--	--	--	--	--	--	--	--
4/7/2003		--	--	--	--	--	--	--	--	--	--	--	--
7/7/2003		--	--	--	--	--	--	--	--	--	--	--	--
10/9/2003		--	--	--	--	--	--	--	--	--	--	--	--
1/14/2004		--	--	--	--	--	--	--	--	--	--	--	--
4/28/2004		--	--	--	--	--	--	--	--	--	--	--	--
7/12/2004		--	--	--	--	--	--	--	--	--	--	--	--
10/25/2004		--	--	--	--	--	--	--	--	--	--	--	--
1/17/2005		--	--	--	--	--	--	--	--	--	--	--	--
4/6/2005		--	--	--	--	--	--	--	--	--	--	--	--
7/8/2005		--	--	--	--	--	--	--	--	--	--	--	--
10/7/2005		--	--	--	--	--	--	--	--	--	--	--	--
1/27/2006		--	--	--	--	--	--	--	--	--	--	--	--
4/28/2006		--	--	--	--	--	--	--	--	--	--	--	--
7/28/2006		--	--	--	--	--	--	--	--	--	--	--	--
10/27/2006		--	--	--	--	--	--	--	--	--	--	--	--
1/10/2007		--	--	--	--	--	--	--	--	--	--	--	--
4/13/2007		--	--	--	--	--	--	--	--	--	--	--	--
7/19/2007		--	--	--	--	--	--	--	--	--	--	--	--
10/8/2007		--	--	--	--	--	--	--	--	--	--	--	--
1/9/2008		--	--	--	--	--	--	--	--	--	--	--	--
4/4/2008	--	--	--	--	--	--	--	--	--	--	--	--	
7/3/2008	--	--	--	--	--	--	--	--	--	--	--	--	
10/3/2008	--	--	--	--	--	--	--	--	--	--	--	--	
1/22/2009	--	--	--	--	--	--	--	--	--	--	--	--	
4/13/2009	--	--	--	--	--	--	--	--	--	--	--	--	
MW-7	7/18/2002	--	--	--	--	--	--	--	--	--	--	--	--

Table 7e
Historical Groundwater Analytical Results - Additional Analytes
76 Service Station No. 1156 (351645)
4276 MacArthur Boulevard
Oakland, California

WELL ID	DATE	Bis(2-chloro-isopropyl)-ether (µg/L)	Bis(2-ethyl-hexyl)-phthalate (µg/L)	4-Bromo-pheny phenyl ether (µg/L)	Butyl-benzyl-phthalate (µg/L)	4-Chloro-3-methyl-phenol (µg/L)	4-Chloro-aniline (µg/L)	2-Chloro-naphtha-lene (µg/L)	2-Chloro-phenol (µg/L)	4-Chloro-phenyl ether (µg/L)	Chrysene (µg/L)	Dibenzo-[a,h]-anthracene (µg/L)	Dibenzo-furan (µg/L)
MW-7 cont.	10/7/2002	--	--	--	--	--	--	--	--	--	--	--	--
	1/6/2003	--	ND<5.0	--	--	--	--	--	--	--	--	--	--
	4/7/2003	--	--	--	--	--	--	--	--	--	--	--	--
	7/7/2003	--	--	--	--	--	--	--	--	--	--	--	--
	10/9/2003	--	--	--	--	--	--	--	--	--	--	--	--
	1/14/2004	--	--	--	--	--	--	--	--	--	--	--	--
	4/28/2004	--	--	--	--	--	--	--	--	--	--	--	--
	7/12/2004	--	--	--	--	--	--	--	--	--	--	--	--
	10/25/2004	--	--	--	--	--	--	--	--	--	--	--	--
	1/17/2005	--	--	--	--	--	--	--	--	--	--	--	--
	4/6/2005	--	--	--	--	--	--	--	--	--	--	--	--
	7/8/2005	--	--	--	--	--	--	--	--	--	--	--	--
	10/7/2005	--	--	--	--	--	--	--	--	--	--	--	--
	1/27/2006	--	--	--	--	--	--	--	--	--	--	--	--
	4/28/2006	--	--	--	--	--	--	--	--	--	--	--	--
	7/28/2006	--	--	--	--	--	--	--	--	--	--	--	--
	10/27/2006	--	--	--	--	--	--	--	--	--	--	--	--
	1/10/2007	--	--	--	--	--	--	--	--	--	--	--	--
	7/19/2007	--	--	--	--	--	--	--	--	--	--	--	--
	10/8/2007	--	--	--	--	--	--	--	--	--	--	--	--
	1/9/2008	--	--	--	--	--	--	--	--	--	--	--	--
	4/4/2008	--	--	--	--	--	--	--	--	--	--	--	--
	7/3/2008	--	--	--	--	--	--	--	--	--	--	--	--
	10/3/2008	--	--	--	--	--	--	--	--	--	--	--	--
	1/22/2009	--	--	--	--	--	--	--	--	--	--	--	--
	4/13/2009	--	--	--	--	--	--	--	--	--	--	--	--
	7/23/2009	--	--	--	--	--	--	--	--	--	--	--	--
	2/1/2010	--	--	--	--	--	--	--	--	--	--	--	--
	8/2/2010	--	--	--	--	--	--	--	--	--	--	--	--
	1/31/2011	--	--	--	--	--	--	--	--	--	--	--	--
4/26/2011	--	--	--	--	--	--	--	--	--	--	--	--	
7/25/2011	--	--	--	--	--	--	--	--	--	--	--	--	
10/7/2011	--	--	--	--	--	--	--	--	--	--	--	--	
1/23/2012	--	--	--	--	--	--	--	--	--	--	--	--	
4/6/2012	--	--	--	--	--	--	--	--	--	--	--	--	
7/24/2012	--	--	--	--	--	--	--	--	--	--	--	--	
2/8/2013	--	--	--	--	--	--	--	--	--	--	--	--	
MW-8	1/18/2008	--	--	--	--	--	--	--	--	--	--	--	--
	4/4/2008	--	--	--	--	--	--	--	--	--	--	--	--
	7/3/2008	--	--	--	--	--	--	--	--	--	--	--	--
	10/3/2008	--	--	--	--	--	--	--	--	--	--	--	--
	1/22/2009	--	--	--	--	--	--	--	--	--	--	--	--

Table 7e
Historical Groundwater Analytical Results - Additional Analytes
76 Service Station No. 1156 (351645)
4276 MacArthur Boulevard
Oakland, California

WELL ID	DATE	Bis(2-chloro-isopropyl)-ether (µg/L)	Bis(2-ethyl-hexyl)-phthalate (µg/L)	4-Bromo-phenyl ether (µg/L)	Butyl-benzyl-phthalate (µg/L)	4-Chloro-3-methyl-phenol (µg/L)	4-Chloro-aniline (µg/L)	2-Chloro-naphthalene (µg/L)	2-Chloro-phenol (µg/L)	4-Chloro-phenyl ether (µg/L)	Chrysene (µg/L)	Dibenzo-[a,h]-anthracene (µg/L)	Dibenzo-furan (µg/L)
MW-8 cont.	4/13/2009	--	--	--	--	--	--	--	--	--	--	--	--
	7/23/2009	--	--	--	--	--	--	--	--	--	--	--	--
	2/1/2010	--	--	--	--	--	--	--	--	--	--	--	--

NOTES:

ND<# = Analyte not detected at or above indicated practical quantitation limit

-- = Not sampled

µg/L = Micrograms per liter

ID = Identification

Table 7f
Historical Groundwater Analytical Results - Additional Analytes
76 Service Station No. 1156 (351645)
4276 MacArthur Boulevard
Oakland, California

WELL ID	DATE	1,2-Dichloro- benzene (svoc) (µg/L)	1,3-Dichloro- benzene (svoc) (µg/L)	1,4-Dichloro- benzene (svoc) (µg/L)	3,3-Dichloro- benzidine (µg/L)	2,4-Dichloro- phenol (µg/L)	Diethyl phthalate (µg/L)	2,4-Dimethyl- phenol (µg/L)	Dimethyl phthalate (µg/L)	Di-n-butyl phthalate (µg/L)	2,4-Dinitro- phenol (µg/L)	2,4-Dinitro- toluene (µg/L)	2,6-Dinitro- toluene (µg/L)
MW-1	7/20/1999	--	--	--	--	--	--	--	--	--	--	--	--
	9/28/1999	--	--	--	--	--	--	--	--	--	--	--	--
	1/7/2000	--	--	--	--	--	--	--	--	--	--	--	--
	3/31/2000	--	--	--	--	--	--	--	--	--	--	--	--
	7/14/2000	--	--	--	--	--	--	--	--	--	--	--	--
	10/3/2000	--	--	--	--	--	--	--	--	--	--	--	--
	1/3/2001	--	--	--	--	--	--	--	--	--	--	--	--
	4/4/2001	--	--	--	--	--	--	--	--	--	--	--	--
	7/17/2001	--	--	--	--	--	--	--	--	--	--	--	--
	10/5/2001	--	--	--	--	--	--	--	--	--	--	--	--
	1/28/2002	--	--	--	--	--	--	--	--	--	--	--	--
	4/25/2002	--	--	--	--	--	--	--	--	--	--	--	--
	7/18/2002	--	--	--	--	--	--	--	--	--	--	--	--
	10/7/2002	--	--	--	--	--	--	--	--	--	--	--	--
	1/6/2003	--	--	--	--	--	--	--	--	--	--	--	--
	4/7/2003	--	--	--	--	--	--	--	--	--	--	--	--
	7/7/2003	--	--	--	--	--	--	--	--	--	--	--	--
	10/9/2003	--	--	--	--	--	--	--	--	--	--	--	--
	1/14/2004	--	--	--	--	--	--	--	--	--	--	--	--
	4/28/2004	--	--	--	--	--	--	--	--	--	--	--	--
	7/12/2004	--	--	--	--	--	--	--	--	--	--	--	--
	10/25/2004	--	--	--	--	--	--	--	--	--	--	--	--
	1/17/2005	--	--	--	--	--	--	--	--	--	--	--	--
	4/6/2005	--	--	--	--	--	--	--	--	--	--	--	--
	7/8/2005	--	--	--	--	--	--	--	--	--	--	--	--
	10/7/2005	--	--	--	--	--	--	--	--	--	--	--	--
	1/27/2006	--	--	--	--	--	--	--	--	--	--	--	--
	4/28/2006	--	--	--	--	--	--	--	--	--	--	--	--
	7/28/2006	ND<10	ND<10	ND<10	ND<50	ND<10	ND<10	ND<10	ND<10	ND<10	ND<50	ND<10	ND<10
	10/27/2006	--	--	--	--	--	--	--	--	--	--	--	--
	1/10/2007	--	--	--	--	--	--	--	--	--	--	--	--
	4/13/2007	--	--	--	--	--	--	--	--	--	--	--	--
	7/19/2007	ND<2.2	ND<2.2	ND<2.2	ND<11	ND<2.2	ND<2.2	ND<2.2	ND<2.2	ND<2.2	ND<11	ND<2.2	ND<2.2
	1/9/2008	--	--	--	--	--	--	--	--	--	--	--	--
	4/4/2008	--	--	--	--	--	--	--	--	--	--	--	--
	7/3/2008	ND<20	ND<20	ND<20	ND<100	ND<20	ND<20	ND<20	ND<20	ND<20	ND<100	ND<20	ND<20
	10/3/2008	--	--	--	--	--	--	--	--	--	--	--	--
	1/22/2009	--	--	--	--	--	--	--	--	--	--	--	--
	4/13/2009	--	--	--	--	--	--	--	--	--	--	--	--
	7/23/2009	--	--	--	--	--	--	--	--	--	--	--	--
	2/1/2010	--	--	--	--	--	--	--	--	--	--	--	--
	8/2/2010	--	--	--	--	--	--	--	--	--	--	--	--

Table 7f
Historical Groundwater Analytical Results - Additional Analytes
76 Service Station No. 1156 (351645)
4276 MacArthur Boulevard
Oakland, California

WELL ID	DATE	1,2-Dichloro- benzene (svoc) (µg/L)	1,3-Dichloro- benzene (svoc) (µg/L)	1,4-Dichloro- benzene (svoc) (µg/L)	3,3-Dichloro- benzidine (µg/L)	2,4-Dichloro- phenol (µg/L)	Diethyl phthalate (µg/L)	2,4-Dimethyl- phenol (µg/L)	Dimethyl phthalate (µg/L)	Di-n-butyl phthalate (µg/L)	2,4-Dinitro- phenol (µg/L)	2,4-Dinitro- toluene (µg/L)	2,6-Dinitro- toluene (µg/L)
MW-1B	11/1/2010	--	--	--	--	--	--	--	--	--	--	--	--
	1/31/2011	--	--	--	--	--	--	--	--	--	--	--	--
	4/26/2011	--	--	--	--	--	--	--	--	--	--	--	--
	7/25/2011	--	--	--	--	--	--	--	--	--	--	--	--
	10/7/2011	--	--	--	--	--	--	--	--	--	--	--	--
	1/23/2012	--	--	--	--	--	--	--	--	--	--	--	--
	4/6/2012	--	--	--	--	--	--	--	--	--	--	--	--
	7/24/2012	--	--	--	--	--	--	--	--	--	--	--	--
	2/8/2013	--	--	--	--	--	--	--	--	--	--	--	--
MW-2	9/28/1999	--	--	--	--	--	--	--	--	--	--	--	--
	4/4/2001	--	--	--	--	--	--	--	--	--	--	--	--
	7/17/2001	--	--	--	--	--	--	--	--	--	--	--	--
	7/18/2002	--	--	--	--	--	--	--	--	--	--	--	--
	10/7/2002	--	--	--	--	--	--	--	--	--	--	--	--
	1/6/2003	--	--	--	--	--	--	--	--	--	--	--	--
	4/7/2003	--	--	--	--	--	--	--	--	--	--	--	--
	7/7/2003	--	--	--	--	--	--	--	--	--	--	--	--
	10/9/2003	--	--	--	--	--	--	--	--	--	--	--	--
	1/14/2004	--	--	--	--	--	--	--	--	--	--	--	--
	4/28/2004	--	--	--	--	--	--	--	--	--	--	--	--
	7/12/2004	--	--	--	--	--	--	--	--	--	--	--	--
	10/25/2004	--	--	--	--	--	--	--	--	--	--	--	--
	1/17/2005	--	--	--	--	--	--	--	--	--	--	--	--
	4/6/2005	--	--	--	--	--	--	--	--	--	--	--	--
	7/8/2005	--	--	--	--	--	--	--	--	--	--	--	--
	10/7/2005	--	--	--	--	--	--	--	--	--	--	--	--
	1/27/2006	--	--	--	--	--	--	--	--	--	--	--	--
	4/28/2006	--	--	--	--	--	--	--	--	--	--	--	--
	7/28/2006	--	--	--	--	--	--	--	--	--	--	--	--
	10/27/2006	--	--	--	--	--	--	--	--	--	--	--	--
	1/10/2007	--	--	--	--	--	--	--	--	--	--	--	--
	4/13/2007	--	--	--	--	--	--	--	--	--	--	--	--
	7/19/2007	--	--	--	--	--	--	--	--	--	--	--	--
	10/8/2007	--	--	--	--	--	--	--	--	--	--	--	--
	1/9/2008	--	--	--	--	--	--	--	--	--	--	--	--
	4/4/2008	--	--	--	--	--	--	--	--	--	--	--	--
	7/3/2008	--	--	--	--	--	--	--	--	--	--	--	--
	10/3/2008	--	--	--	--	--	--	--	--	--	--	--	--
	1/22/2009	--	--	--	--	--	--	--	--	--	--	--	--
	4/13/2009	--	--	--	--	--	--	--	--	--	--	--	--
	7/23/2009	--	--	--	--	--	--	--	--	--	--	--	--
2/1/2010	--	--	--	--	--	--	--	--	--	--	--	--	

Table 7f
Historical Groundwater Analytical Results - Additional Analytes
76 Service Station No. 1156 (351645)
4276 MacArthur Boulevard
Oakland, California

WELL ID	DATE	1,2-Dichloro- benzene (svoc) (µg/L)	1,3-Dichloro- benzene (svoc) (µg/L)	1,4-Dichloro- benzene (svoc) (µg/L)	3,3-Dichloro- benzidine (µg/L)	2,4-Dichloro- phenol (µg/L)	Diethyl phthalate (µg/L)	2,4-Dimethyl- phenol (µg/L)	Dimethyl phthalate (µg/L)	Di-n-butyl phthalate (µg/L)	2,4-Dinitro- phenol (µg/L)	2,4-Dinitro- toluene (µg/L)	2,6-Dinitro- toluene (µg/L)
MW-2 cont.	8/2/2010	--	--	--	--	--	--	--	--	--	--	--	--
MW-2B	11/1/2010	--	--	--	--	--	--	--	--	--	--	--	--
	1/31/2011	--	--	--	--	--	--	--	--	--	--	--	--
	4/26/2011	--	--	--	--	--	--	--	--	--	--	--	--
	7/25/2011	--	--	--	--	--	--	--	--	--	--	--	--
	10/7/2011	--	--	--	--	--	--	--	--	--	--	--	--
	1/23/2012	--	--	--	--	--	--	--	--	--	--	--	--
	4/6/2012	--	--	--	--	--	--	--	--	--	--	--	--
	7/24/2012	--	--	--	--	--	--	--	--	--	--	--	--
	2/8/2013	--	--	--	--	--	--	--	--	--	--	--	--
MW-3	9/28/1999	--	--	--	--	--	--	--	--	--	--	--	--
	4/4/2001	--	--	--	--	--	--	--	--	--	--	--	--
	7/17/2001	--	--	--	--	--	--	--	--	--	--	--	--
	7/18/2002	--	--	--	--	--	--	--	--	--	--	--	--
	10/7/2002	--	--	--	--	--	--	--	--	--	--	--	--
	1/6/2003	--	--	--	--	--	--	--	--	--	--	--	--
	4/7/2003	--	--	--	--	--	--	--	--	--	--	--	--
	7/7/2003	--	--	--	--	--	--	--	--	--	--	--	--
	10/9/2003	--	--	--	--	--	--	--	--	--	--	--	--
	1/14/2004	--	--	--	--	--	--	--	--	--	--	--	--
	4/28/2004	--	--	--	--	--	--	--	--	--	--	--	--
	7/12/2004	--	--	--	--	--	--	--	--	--	--	--	--
	10/25/2004	--	--	--	--	--	--	--	--	--	--	--	--
	1/17/2005	--	--	--	--	--	--	--	--	--	--	--	--
	4/6/2005	--	--	--	--	--	--	--	--	--	--	--	--
	7/8/2005	--	--	--	--	--	--	--	--	--	--	--	--
	10/7/2005	--	--	--	--	--	--	--	--	--	--	--	--
	1/27/2006	--	--	--	--	--	--	--	--	--	--	--	--
	4/28/2006	--	--	--	--	--	--	--	--	--	--	--	--
	7/28/2006	--	--	--	--	--	--	--	--	--	--	--	--
	10/27/2006	--	--	--	--	--	--	--	--	--	--	--	--
	1/10/2007	--	--	--	--	--	--	--	--	--	--	--	--
	4/13/2007	--	--	--	--	--	--	--	--	--	--	--	--
	7/19/2007	--	--	--	--	--	--	--	--	--	--	--	--
	10/8/2007	--	--	--	--	--	--	--	--	--	--	--	--
	1/9/2008	--	--	--	--	--	--	--	--	--	--	--	--
	4/4/2008	--	--	--	--	--	--	--	--	--	--	--	--
7/3/2008	--	--	--	--	--	--	--	--	--	--	--	--	
10/3/2008	--	--	--	--	--	--	--	--	--	--	--	--	
1/22/2009	--	--	--	--	--	--	--	--	--	--	--	--	
4/13/2009	--	--	--	--	--	--	--	--	--	--	--	--	

Table 7f
Historical Groundwater Analytical Results - Additional Analytes
76 Service Station No. 1156 (351645)
4276 MacArthur Boulevard
Oakland, California

WELL ID	DATE	1,2-Dichloro- benzene (svoc) (µg/L)	1,3-Dichloro- benzene (svoc) (µg/L)	1,4-Dichloro- benzene (svoc) (µg/L)	3,3-Dichloro- benzidine (µg/L)	2,4-Dichloro- phenol (µg/L)	Diethyl phthalate (µg/L)	2,4-Dimethyl- phenol (µg/L)	Dimethyl phthalate (µg/L)	Di-n-butyl phthalate (µg/L)	2,4-Dinitro- phenol (µg/L)	2,4-Dinitro- toluene (µg/L)	2,6-Dinitro- toluene (µg/L)
MW-3 cont.	7/23/2009	--	--	--	--	--	--	--	--	--	--	--	--
	2/1/2010	--	--	--	--	--	--	--	--	--	--	--	--
	8/2/2010	--	--	--	--	--	--	--	--	--	--	--	--
MW-3B	11/1/2010	--	--	--	--	--	--	--	--	--	--	--	--
	1/31/2011	--	--	--	--	--	--	--	--	--	--	--	--
	4/26/2011	--	--	--	--	--	--	--	--	--	--	--	--
	7/25/2011	--	--	--	--	--	--	--	--	--	--	--	--
	10/7/2011	--	--	--	--	--	--	--	--	--	--	--	--
	1/23/2012	--	--	--	--	--	--	--	--	--	--	--	--
	4/6/2012	--	--	--	--	--	--	--	--	--	--	--	--
	7/24/2012	--	--	--	--	--	--	--	--	--	--	--	--
	2/8/2013	--	--	--	--	--	--	--	--	--	--	--	--
MW-4	9/28/1999	--	--	--	--	--	--	--	--	--	--	--	--
	4/4/2001	--	--	--	--	--	--	--	--	--	--	--	--
	7/17/2001	--	--	--	--	--	--	--	--	--	--	--	--
	7/18/2002	--	--	--	--	--	--	--	--	--	--	--	--
	10/7/2002	--	--	--	--	--	--	--	--	--	--	--	--
	1/6/2003	--	--	--	--	--	--	--	--	--	--	--	--
	4/7/2003	--	--	--	--	--	--	--	--	--	--	--	--
	7/7/2003	--	--	--	--	--	--	--	--	--	--	--	--
	10/9/2003	--	--	--	--	--	--	--	--	--	--	--	--
	1/14/2004	--	--	--	--	--	--	--	--	--	--	--	--
	4/28/2004	--	--	--	--	--	--	--	--	--	--	--	--
	7/12/2004	--	--	--	--	--	--	--	--	--	--	--	--
	10/25/2004	--	--	--	--	--	--	--	--	--	--	--	--
	1/17/2005	--	--	--	--	--	--	--	--	--	--	--	--
	4/6/2005	--	--	--	--	--	--	--	--	--	--	--	--
	7/8/2005	--	--	--	--	--	--	--	--	--	--	--	--
	10/7/2005	--	--	--	--	--	--	--	--	--	--	--	--
	1/27/2006	--	--	--	--	--	--	--	--	--	--	--	--
	4/28/2006	--	--	--	--	--	--	--	--	--	--	--	--
	7/28/2006	--	--	--	--	--	--	--	--	--	--	--	--
	10/27/2006	--	--	--	--	--	--	--	--	--	--	--	--
	1/10/2007	--	--	--	--	--	--	--	--	--	--	--	--
	4/13/2007	--	--	--	--	--	--	--	--	--	--	--	--
	7/19/2007	--	--	--	--	--	--	--	--	--	--	--	--
	10/8/2007	--	--	--	--	--	--	--	--	--	--	--	--
	1/9/2008	--	--	--	--	--	--	--	--	--	--	--	--
	4/4/2008	--	--	--	--	--	--	--	--	--	--	--	--
7/3/2008	--	--	--	--	--	--	--	--	--	--	--	--	
10/3/2008	--	--	--	--	--	--	--	--	--	--	--	--	

Table 7f
Historical Groundwater Analytical Results - Additional Analytes
76 Service Station No. 1156 (351645)
4276 MacArthur Boulevard
Oakland, California

WELL ID	DATE	1,2-Dichloro- benzene (svoc) (µg/L)	1,3-Dichloro- benzene (svoc) (µg/L)	1,4-Dichloro- benzene (svoc) (µg/L)	3,3-Dichloro- benzidine (µg/L)	2,4-Dichloro- phenol (µg/L)	Diethyl phthalate (µg/L)	2,4-Dimethyl- phenol (µg/L)	Dimethyl phthalate (µg/L)	Di-n-butyl phthalate (µg/L)	2,4-Dinitro- phenol (µg/L)	2,4-Dinitro- toluene (µg/L)	2,6-Dinitro- toluene (µg/L)
MW-4 cont.	1/22/2009	--	--	--	--	--	--	--	--	--	--	--	--
	4/13/2009	--	--	--	--	--	--	--	--	--	--	--	--
	7/23/2009	--	--	--	--	--	--	--	--	--	--	--	--
	2/1/2010	--	--	--	--	--	--	--	--	--	--	--	--
	8/2/2010	--	--	--	--	--	--	--	--	--	--	--	--
MW-4B	11/1/2010	--	--	--	--	--	--	--	--	--	--	--	--
	1/31/2011	--	--	--	--	--	--	--	--	--	--	--	--
	4/26/2011	--	--	--	--	--	--	--	--	--	--	--	--
	7/25/2011	--	--	--	--	--	--	--	--	--	--	--	--
	10/7/2011	--	--	--	--	--	--	--	--	--	--	--	--
	1/23/2012	--	--	--	--	--	--	--	--	--	--	--	--
	4/6/2012	--	--	--	--	--	--	--	--	--	--	--	--
	7/24/2012	--	--	--	--	--	--	--	--	--	--	--	--
	2/8/2013	--	--	--	--	--	--	--	--	--	--	--	--
MW-5	7/18/2002	--	--	--	--	--	--	--	--	--	--	--	--
	10/7/2002	--	--	--	--	--	--	--	--	--	--	--	--
	1/6/2003	--	--	--	--	--	--	--	--	--	--	--	--
	4/7/2003	--	--	--	--	--	--	--	--	--	--	--	--
	7/7/2003	--	--	--	--	--	--	--	--	--	--	--	--
	10/9/2003	--	--	--	--	--	--	--	--	--	--	--	--
	1/14/2004	--	--	--	--	--	--	--	--	--	--	--	--
	4/28/2004	--	--	--	--	--	--	--	--	--	--	--	--
	7/12/2004	--	--	--	--	--	--	--	--	--	--	--	--
	10/25/2004	--	--	--	--	--	--	--	--	--	--	--	--
	1/17/2005	--	--	--	--	--	--	--	--	--	--	--	--
	4/6/2005	--	--	--	--	--	--	--	--	--	--	--	--
	7/8/2005	--	--	--	--	--	--	--	--	--	--	--	--
	10/7/2005	--	--	--	--	--	--	--	--	--	--	--	--
	1/27/2006	--	--	--	--	--	--	--	--	--	--	--	--
	4/28/2006	--	--	--	--	--	--	--	--	--	--	--	--
	7/28/2006	--	--	--	--	--	--	--	--	--	--	--	--
	10/27/2006	--	--	--	--	--	--	--	--	--	--	--	--
	1/10/2007	--	--	--	--	--	--	--	--	--	--	--	--
	4/13/2007	--	--	--	--	--	--	--	--	--	--	--	--
	7/19/2007	--	--	--	--	--	--	--	--	--	--	--	--
	10/8/2007	--	--	--	--	--	--	--	--	--	--	--	--
	1/9/2008	--	--	--	--	--	--	--	--	--	--	--	--
	4/4/2008	--	--	--	--	--	--	--	--	--	--	--	--
	7/3/2008	--	--	--	--	--	--	--	--	--	--	--	--
	10/3/2008	--	--	--	--	--	--	--	--	--	--	--	--
	1/22/2009	--	--	--	--	--	--	--	--	--	--	--	--

Table 7f
Historical Groundwater Analytical Results - Additional Analytes
76 Service Station No. 1156 (351645)
4276 MacArthur Boulevard
Oakland, California

WELL ID	DATE	1,2-Dichloro- benzene (svoc) (µg/L)	1,3-Dichloro- benzene (svoc) (µg/L)	1,4-Dichloro- benzene (svoc) (µg/L)	3,3-Dichloro- benzidine (µg/L)	2,4-Dichloro- phenol (µg/L)	Diethyl phthalate (µg/L)	2,4-Dimethyl- phenol (µg/L)	Dimethyl phthalate (µg/L)	Di-n-butyl phthalate (µg/L)	2,4-Dinitro- phenol (µg/L)	2,4-Dinitro- toluene (µg/L)	2,6-Dinitro- toluene (µg/L)
MW-5 cont.	4/13/2009	--	--	--	--	--	--	--	--	--	--	--	--
	7/23/2009	--	--	--	--	--	--	--	--	--	--	--	--
	2/1/2010	--	--	--	--	--	--	--	--	--	--	--	--
	8/2/2010	--	--	--	--	--	--	--	--	--	--	--	--
	1/31/2011	--	--	--	--	--	--	--	--	--	--	--	--
	4/26/2011	--	--	--	--	--	--	--	--	--	--	--	--
	7/25/2011	--	--	--	--	--	--	--	--	--	--	--	--
	10/7/2011	--	--	--	--	--	--	--	--	--	--	--	--
	1/23/2012	--	--	--	--	--	--	--	--	--	--	--	--
	4/6/2012	--	--	--	--	--	--	--	--	--	--	--	--
	7/24/2012	--	--	--	--	--	--	--	--	--	--	--	--
	2/8/2013	--	--	--	--	--	--	--	--	--	--	--	--
	MW-6	7/18/2002	--	--	--	--	--	--	--	--	--	--	--
10/7/2002		--	--	--	--	--	--	--	--	--	--	--	--
1/6/2003		--	--	--	--	--	--	--	--	--	--	--	--
4/7/2003		--	--	--	--	--	--	--	--	--	--	--	--
7/7/2003		--	--	--	--	--	--	--	--	--	--	--	--
10/9/2003		--	--	--	--	--	--	--	--	--	--	--	--
1/14/2004		--	--	--	--	--	--	--	--	--	--	--	--
4/28/2004		--	--	--	--	--	--	--	--	--	--	--	--
7/12/2004		--	--	--	--	--	--	--	--	--	--	--	--
10/25/2004		--	--	--	--	--	--	--	--	--	--	--	--
1/17/2005		--	--	--	--	--	--	--	--	--	--	--	--
4/6/2005		--	--	--	--	--	--	--	--	--	--	--	--
7/8/2005		--	--	--	--	--	--	--	--	--	--	--	--
10/7/2005		--	--	--	--	--	--	--	--	--	--	--	--
1/27/2006		--	--	--	--	--	--	--	--	--	--	--	--
4/28/2006		--	--	--	--	--	--	--	--	--	--	--	--
7/28/2006		--	--	--	--	--	--	--	--	--	--	--	--
10/27/2006		--	--	--	--	--	--	--	--	--	--	--	--
1/10/2007		--	--	--	--	--	--	--	--	--	--	--	--
4/13/2007		--	--	--	--	--	--	--	--	--	--	--	--
7/19/2007		--	--	--	--	--	--	--	--	--	--	--	--
10/8/2007		--	--	--	--	--	--	--	--	--	--	--	--
1/9/2008		--	--	--	--	--	--	--	--	--	--	--	--
4/4/2008	--	--	--	--	--	--	--	--	--	--	--	--	
7/3/2008	--	--	--	--	--	--	--	--	--	--	--	--	
10/3/2008	--	--	--	--	--	--	--	--	--	--	--	--	
1/22/2009	--	--	--	--	--	--	--	--	--	--	--	--	
4/13/2009	--	--	--	--	--	--	--	--	--	--	--	--	
MW-7	7/18/2002	--	--	--	--	--	--	--	--	--	--	--	--

Table 7f
Historical Groundwater Analytical Results - Additional Analytes
76 Service Station No. 1156 (351645)
4276 MacArthur Boulevard
Oakland, California

WELL ID	DATE	1,2-Dichloro- benzene (svoc) (µg/L)	1,3-Dichloro- benzene (svoc) (µg/L)	1,4-Dichloro- benzene (svoc) (µg/L)	3,3-Dichloro- benzidine (µg/L)	2,4-Dichloro- phenol (µg/L)	Diethyl phthalate (µg/L)	2,4-Dimethyl- phenol (µg/L)	Dimethyl phthalate (µg/L)	Di-n-butyl phthalate (µg/L)	2,4-Dinitro- phenol (µg/L)	2,4-Dinitro- toluene (µg/L)	2,6-Dinitro- toluene (µg/L)
MW-7 cont.	10/7/2002	--	--	--	--	--	--	--	--	--	--	--	--
	1/6/2003	--	--	--	--	--	--	--	--	--	--	--	--
	4/7/2003	--	--	--	--	--	--	--	--	--	--	--	--
	7/7/2003	--	--	--	--	--	--	--	--	--	--	--	--
	10/9/2003	--	--	--	--	--	--	--	--	--	--	--	--
	1/14/2004	--	--	--	--	--	--	--	--	--	--	--	--
	4/28/2004	--	--	--	--	--	--	--	--	--	--	--	--
	7/12/2004	--	--	--	--	--	--	--	--	--	--	--	--
	10/25/2004	--	--	--	--	--	--	--	--	--	--	--	--
	1/17/2005	--	--	--	--	--	--	--	--	--	--	--	--
	4/6/2005	--	--	--	--	--	--	--	--	--	--	--	--
	7/8/2005	--	--	--	--	--	--	--	--	--	--	--	--
	10/7/2005	--	--	--	--	--	--	--	--	--	--	--	--
	1/27/2006	--	--	--	--	--	--	--	--	--	--	--	--
	4/28/2006	--	--	--	--	--	--	--	--	--	--	--	--
	7/28/2006	--	--	--	--	--	--	--	--	--	--	--	--
	10/27/2006	--	--	--	--	--	--	--	--	--	--	--	--
	1/10/2007	--	--	--	--	--	--	--	--	--	--	--	--
	7/19/2007	--	--	--	--	--	--	--	--	--	--	--	--
	10/8/2007	--	--	--	--	--	--	--	--	--	--	--	--
	1/9/2008	--	--	--	--	--	--	--	--	--	--	--	--
	4/4/2008	--	--	--	--	--	--	--	--	--	--	--	--
	7/3/2008	--	--	--	--	--	--	--	--	--	--	--	--
	10/3/2008	--	--	--	--	--	--	--	--	--	--	--	--
	1/22/2009	--	--	--	--	--	--	--	--	--	--	--	--
	4/13/2009	--	--	--	--	--	--	--	--	--	--	--	--
	7/23/2009	--	--	--	--	--	--	--	--	--	--	--	--
	2/1/2010	--	--	--	--	--	--	--	--	--	--	--	--
	8/2/2010	--	--	--	--	--	--	--	--	--	--	--	--
	1/31/2011	--	--	--	--	--	--	--	--	--	--	--	--
4/26/2011	--	--	--	--	--	--	--	--	--	--	--	--	
7/25/2011	--	--	--	--	--	--	--	--	--	--	--	--	
10/7/2011	--	--	--	--	--	--	--	--	--	--	--	--	
1/23/2012	--	--	--	--	--	--	--	--	--	--	--	--	
4/6/2012	--	--	--	--	--	--	--	--	--	--	--	--	
7/24/2012	--	--	--	--	--	--	--	--	--	--	--	--	
2/8/2013	--	--	--	--	--	--	--	--	--	--	--	--	
MW-8	1/18/2008	--	--	--	--	--	--	--	--	--	--	--	--
	4/4/2008	--	--	--	--	--	--	--	--	--	--	--	--
	7/3/2008	--	--	--	--	--	--	--	--	--	--	--	--
	10/3/2008	--	--	--	--	--	--	--	--	--	--	--	--
	1/22/2009	--	--	--	--	--	--	--	--	--	--	--	--

Table 7f
Historical Groundwater Analytical Results - Additional Analytes
76 Service Station No. 1156 (351645)
4276 MacArthur Boulevard
Oakland, California

WELL ID	DATE	1,2-Dichloro- benzene (svoc) (µg/L)	1,3-Dichloro- benzene (svoc) (µg/L)	1,4-Dichloro- benzene (svoc) (µg/L)	3,3-Dichloro- benzidine (µg/L)	2,4-Dichloro- phenol (µg/L)	Diethyl phthalate (µg/L)	2,4-Dimethyl- phenol (µg/L)	Dimethyl phthalate (µg/L)	Di-n-butyl phthalate (µg/L)	2,4-Dinitro- phenol (µg/L)	2,4-Dinitro- toluene (µg/L)	2,6-Dinitro- toluene (µg/L)
MW-8 cont.	4/13/2009	--	--	--	--	--	--	--	--	--	--	--	--
	7/23/2009	--	--	--	--	--	--	--	--	--	--	--	--
	2/1/2010	--	--	--	--	--	--	--	--	--	--	--	--

NOTES:

ND<# = Analyte not detected at or above indicated practical quantitation limit

-- = Not sampled

µg/L = Micrograms per liter

ID = Identification

Table 7g
Historical Groundwater Analytical Results - Additional Analytes
76 Service Station No. 1156 (351645)
4276 MacArthur Boulevard
Oakland, California

WELL ID	DATE	Di-n-octyl phthalate (µg/L)	Fluoran- thene (µg/L)	Fluorene (µg/L)	Hexa- chloro- benzene (µg/L)	Hexachloro- butadiene (svoc) (µg/L)	Hexachloro cyclopenta- diene (µg/L)	Hexachloro -ethane (µg/L)	Indeno- [1,2,3-c,d] pyrene (µg/L)	Isophorone (µg/L)	2-Methyl- 4,6-dinitro- phenol (µg/L)	2-Methyl- naphtha- lene (µg/L)	2-Methyl- phenol (µg/L)
MW-1	7/20/1999	--	--	--	--	--	--	--	--	--	--	240	--
	9/28/1999	--	--	--	--	--	--	--	--	--	--	87.4	26.4
	1/7/2000	--	--	--	--	--	--	--	--	--	--	315	--
	3/31/2000	--	--	--	--	--	--	--	--	--	--	73	31
	7/14/2000	--	--	--	--	--	--	--	--	--	--	300	--
	10/3/2000	--	--	--	--	--	--	--	--	--	--	98.1	--
	1/3/2001	--	--	--	--	--	--	--	--	--	--	180	--
	4/4/2001	--	--	--	--	--	--	--	--	--	--	78	--
	7/17/2001	--	--	--	--	--	--	--	--	--	--	290	47
	10/5/2001	--	--	--	--	--	--	--	--	--	--	--	--
	1/28/2002	--	--	--	--	--	--	--	--	--	--	--	--
	4/25/2002	--	--	--	--	--	--	--	--	--	--	--	--
	7/18/2002	--	--	--	--	--	--	--	--	--	--	420	13
	10/7/2002	--	--	--	--	--	--	--	--	--	--	--	--
	1/6/2003	--	--	--	--	--	--	--	--	--	--	--	--
	4/7/2003	--	--	--	--	--	--	--	--	--	--	--	--
	7/7/2003	--	--	--	--	--	--	--	--	--	--	260	ND<5.0
	10/9/2003	--	--	--	--	--	--	--	--	--	--	--	--
	1/14/2004	--	--	--	--	--	--	--	--	--	--	--	--
	4/28/2004	--	--	--	--	--	--	--	--	--	--	--	--
	7/12/2004	--	ND<2	ND<2	--	--	--	--	ND<2	--	--	--	--
	10/25/2004	--	--	--	--	--	--	--	--	--	--	--	--
	1/17/2005	--	--	--	--	--	--	--	--	--	--	--	--
	4/6/2005	--	--	--	--	--	--	--	--	--	--	--	--
	7/8/2005	--	--	--	--	--	--	--	--	--	--	--	--
	10/7/2005	--	--	--	--	--	--	--	--	--	--	--	--
	1/27/2006	--	--	--	--	--	--	--	--	--	--	--	--
	4/28/2006	--	--	--	--	--	--	--	--	--	--	--	--
	7/28/2006	ND<10	ND<10	ND<10	ND<10	ND<5.0	ND<10	ND<10	ND<10	ND<10	--	280	ND<10
	10/27/2006	--	--	--	--	--	--	--	--	--	--	--	--
	1/10/2007	--	--	--	--	--	--	--	--	--	--	--	--
	4/13/2007	--	--	--	--	--	--	--	--	--	--	--	--
	7/19/2007	ND<2.2	ND<2.2	ND<2.2	ND<2.2	ND<1.1	ND<2.2	ND<2.2	ND<2.2	ND<2.2	ND<11	230	29
	1/9/2008	--	--	--	--	--	--	--	--	--	--	--	--
	4/4/2008	--	--	--	--	--	--	--	--	--	--	--	--
	7/3/2008	ND<20	ND<20	ND<20	ND<20	ND<20	ND<20	ND<20	ND<20	ND<20	ND<100	270	ND<20
	10/3/2008	--	--	--	--	--	--	--	--	--	--	--	--
	1/22/2009	--	--	--	--	--	--	--	--	--	--	--	--
	4/13/2009	--	--	--	--	--	--	--	--	--	--	--	--
	7/23/2009	--	--	--	--	--	--	--	--	--	--	--	--
	2/1/2010	--	--	--	--	--	--	--	--	--	--	--	--
	8/2/2010	--	--	--	--	--	--	--	--	--	--	--	--

Table 7g
Historical Groundwater Analytical Results - Additional Analytes
76 Service Station No. 1156 (351645)
4276 MacArthur Boulevard
Oakland, California

WELL ID	DATE	Di-n-octyl phthalate (µg/L)	Fluoran- thene (µg/L)	Fluorene (µg/L)	Hexa- chloro- benzene (µg/L)	Hexachloro- butadiene (svoc) (µg/L)	Hexachloro cyclopenta- diene (µg/L)	Hexachloro -ethane (µg/L)	Indeno- [1,2,3-c,d] pyrene (µg/L)	Isophorone (µg/L)	2-Methyl- 4,6-dinitro- phenol (µg/L)	2-Methyl- naphtha- lene (µg/L)	2-Methyl- phenol (µg/L)
MW-1B	11/1/2010	--	--	--	--	--	--	--	--	--	--	--	--
	1/31/2011	--	--	--	--	--	--	--	--	--	--	--	--
	4/26/2011	--	--	--	--	--	--	--	--	--	--	--	--
	7/25/2011	--	--	--	--	--	--	--	--	--	--	--	--
	10/7/2011	--	--	--	--	--	--	--	--	--	--	--	--
	1/23/2012	--	--	--	--	--	--	--	--	--	--	--	--
	4/6/2012	--	--	--	--	--	--	--	--	--	--	--	--
	7/24/2012	--	--	--	--	--	--	--	--	--	--	--	--
	2/8/2013	--	--	--	--	--	--	--	--	--	--	--	--
MW-2	9/28/1999	--	--	--	--	--	--	--	--	--	--	--	--
	4/4/2001	--	--	--	--	--	--	--	--	--	--	--	--
	7/17/2001	--	--	--	--	--	--	--	--	--	--	--	--
	7/18/2002	--	--	--	--	--	--	--	--	--	--	--	--
	10/7/2002	--	--	--	--	--	--	--	--	--	--	--	--
	1/6/2003	--	--	--	--	--	--	--	--	--	--	--	--
	4/7/2003	--	--	--	--	--	--	--	--	--	--	--	--
	7/7/2003	--	--	--	--	--	--	--	--	--	--	--	--
	10/9/2003	--	--	--	--	--	--	--	--	--	--	--	--
	1/14/2004	--	--	--	--	--	--	--	--	--	--	--	--
	4/28/2004	--	--	--	--	--	--	--	--	--	--	--	--
	7/12/2004	--	--	--	--	--	--	--	--	--	--	--	--
	10/25/2004	--	--	--	--	--	--	--	--	--	--	--	--
	1/17/2005	--	--	--	--	--	--	--	--	--	--	--	--
	4/6/2005	--	--	--	--	--	--	--	--	--	--	--	--
	7/8/2005	--	--	--	--	--	--	--	--	--	--	--	--
	10/7/2005	--	--	--	--	--	--	--	--	--	--	--	--
	1/27/2006	--	--	--	--	--	--	--	--	--	--	--	--
	4/28/2006	--	--	--	--	--	--	--	--	--	--	--	--
	7/28/2006	--	--	--	--	--	--	--	--	--	--	--	--
	10/27/2006	--	--	--	--	--	--	--	--	--	--	--	--
	1/10/2007	--	--	--	--	--	--	--	--	--	--	--	--
	4/13/2007	--	--	--	--	--	--	--	--	--	--	--	--
	7/19/2007	--	--	--	--	--	--	--	--	--	--	--	--
	10/8/2007	--	--	--	--	--	--	--	--	--	--	--	--
	1/9/2008	--	--	--	--	--	--	--	--	--	--	--	--
	4/4/2008	--	--	--	--	--	--	--	--	--	--	--	--
	7/3/2008	--	--	--	--	--	--	--	--	--	--	--	--
10/3/2008	--	--	--	--	--	--	--	--	--	--	--	--	
1/22/2009	--	--	--	--	--	--	--	--	--	--	--	--	
4/13/2009	--	--	--	--	--	--	--	--	--	--	--	--	

Table 7g
Historical Groundwater Analytical Results - Additional Analytes
76 Service Station No. 1156 (351645)
4276 MacArthur Boulevard
Oakland, California

WELL ID	DATE	Di-n-octyl phthalate (µg/L)	Fluoran- thene (µg/L)	Fluorene (µg/L)	Hexa- chloro- benzene (µg/L)	Hexachloro- butadiene (svoc) (µg/L)	Hexachloro cyclopenta- diene (µg/L)	Hexachloro -ethane (µg/L)	Indeno- [1,2,3-c,d] pyrene (µg/L)	Isophorone (µg/L)	2-Methyl- 4,6-dinitro- phenol (µg/L)	2-Methyl- naphtha- lene (µg/L)	2-Methyl- phenol (µg/L)
MW-2 cont.	7/23/2009	--	--	--	--	--	--	--	--	--	--	--	--
	2/1/2010	--	--	--	--	--	--	--	--	--	--	--	--
	8/2/2010	--	--	--	--	--	--	--	--	--	--	--	--
MW-2B	11/1/2010	--	--	--	--	--	--	--	--	--	--	--	--
	1/31/2011	--	--	--	--	--	--	--	--	--	--	--	--
	4/26/2011	--	--	--	--	--	--	--	--	--	--	--	--
	7/25/2011	--	--	--	--	--	--	--	--	--	--	--	--
	10/7/2011	--	--	--	--	--	--	--	--	--	--	--	--
	1/23/2012	--	--	--	--	--	--	--	--	--	--	--	--
	4/6/2012	--	--	--	--	--	--	--	--	--	--	--	--
	7/24/2012	--	--	--	--	--	--	--	--	--	--	--	--
	2/8/2013	--	--	--	--	--	--	--	--	--	--	--	--
MW-3	9/28/1999	--	--	--	--	--	--	--	--	--	--	--	--
	4/4/2001	--	--	--	--	--	--	--	--	--	--	--	--
	7/17/2001	--	--	--	--	--	--	--	--	--	--	--	--
	7/18/2002	--	--	--	--	--	--	--	--	--	--	--	--
	10/7/2002	--	--	--	--	--	--	--	--	--	--	--	--
	1/6/2003	--	--	--	--	--	--	--	--	--	--	--	--
	4/7/2003	--	--	--	--	--	--	--	--	--	--	--	--
	7/7/2003	--	--	--	--	--	--	--	--	--	--	--	--
	10/9/2003	--	--	--	--	--	--	--	--	--	--	--	--
	1/14/2004	--	--	--	--	--	--	--	--	--	--	--	--
	4/28/2004	--	--	--	--	--	--	--	--	--	--	--	--
	7/12/2004	--	--	--	--	--	--	--	--	--	--	--	--
	10/25/2004	--	--	--	--	--	--	--	--	--	--	--	--
	1/17/2005	--	--	--	--	--	--	--	--	--	--	--	--
	4/6/2005	--	--	--	--	--	--	--	--	--	--	--	--
	7/8/2005	--	--	--	--	--	--	--	--	--	--	--	--
	10/7/2005	--	--	--	--	--	--	--	--	--	--	--	--
	1/27/2006	--	--	--	--	--	--	--	--	--	--	--	--
	4/28/2006	--	--	--	--	--	--	--	--	--	--	--	--
	7/28/2006	--	--	--	--	--	--	--	--	--	--	--	--
	10/27/2006	--	--	--	--	--	--	--	--	--	--	--	--
	1/10/2007	--	--	--	--	--	--	--	--	--	--	--	--
	4/13/2007	--	--	--	--	--	--	--	--	--	--	--	--
	7/19/2007	--	--	--	--	--	--	--	--	--	--	--	--
	10/8/2007	--	--	--	--	--	--	--	--	--	--	--	--
	1/9/2008	--	--	--	--	--	--	--	--	--	--	--	--
	4/4/2008	--	--	--	--	--	--	--	--	--	--	--	--
7/3/2008	--	--	--	--	--	--	--	--	--	--	--	--	

Table 7g
Historical Groundwater Analytical Results - Additional Analytes
76 Service Station No. 1156 (351645)
4276 MacArthur Boulevard
Oakland, California

WELL ID	DATE	Di-n-octyl phthalate (µg/L)	Fluoran- thene (µg/L)	Fluorene (µg/L)	Hexa- chloro- benzene (µg/L)	Hexachloro- butadiene (svoc) (µg/L)	Hexachloro cyclopenta- diene (µg/L)	Hexachloro -ethane (µg/L)	Indeno- [1,2,3-c,d] pyrene (µg/L)	Isophorone (µg/L)	2-Methyl- 4,6-dinitro- phenol (µg/L)	2-Methyl- naphtha- lene (µg/L)	2-Methyl- phenol (µg/L)
MW-3 cont.	10/3/2008	--	--	--	--	--	--	--	--	--	--	--	--
	1/22/2009	--	--	--	--	--	--	--	--	--	--	--	--
	4/13/2009	--	--	--	--	--	--	--	--	--	--	--	--
	7/23/2009	--	--	--	--	--	--	--	--	--	--	--	--
	2/1/2010	--	--	--	--	--	--	--	--	--	--	--	--
	8/2/2010	--	--	--	--	--	--	--	--	--	--	--	--
MW-3B	11/1/2010	--	--	--	--	--	--	--	--	--	--	--	--
	1/31/2011	--	--	--	--	--	--	--	--	--	--	--	--
	4/26/2011	--	--	--	--	--	--	--	--	--	--	--	--
	7/25/2011	--	--	--	--	--	--	--	--	--	--	--	--
	10/7/2011	--	--	--	--	--	--	--	--	--	--	--	--
	1/23/2012	--	--	--	--	--	--	--	--	--	--	--	--
	4/6/2012	--	--	--	--	--	--	--	--	--	--	--	--
	7/24/2012	--	--	--	--	--	--	--	--	--	--	--	--
	2/8/2013	--	--	--	--	--	--	--	--	--	--	--	--
MW-4	9/28/1999	--	--	--	--	--	--	--	--	--	--	--	--
	4/4/2001	--	--	--	--	--	--	--	--	--	--	--	--
	7/17/2001	--	--	--	--	--	--	--	--	--	--	--	--
	7/18/2002	--	--	--	--	--	--	--	--	--	--	--	--
	10/7/2002	--	--	--	--	--	--	--	--	--	--	--	--
	1/6/2003	--	--	--	--	--	--	--	--	--	--	--	--
	4/7/2003	--	--	--	--	--	--	--	--	--	--	--	--
	7/7/2003	--	--	--	--	--	--	--	--	--	--	--	--
	10/9/2003	--	--	--	--	--	--	--	--	--	--	--	--
	1/14/2004	--	--	--	--	--	--	--	--	--	--	--	--
	4/28/2004	--	--	--	--	--	--	--	--	--	--	--	--
	7/12/2004	--	--	--	--	--	--	--	--	--	--	--	--
	10/25/2004	--	--	--	--	--	--	--	--	--	--	--	--
	1/17/2005	--	--	--	--	--	--	--	--	--	--	--	--
	4/6/2005	--	--	--	--	--	--	--	--	--	--	--	--
	7/8/2005	--	--	--	--	--	--	--	--	--	--	--	--
	10/7/2005	--	--	--	--	--	--	--	--	--	--	--	--
	1/27/2006	--	--	--	--	--	--	--	--	--	--	--	--
	4/28/2006	--	--	--	--	--	--	--	--	--	--	--	--
	7/28/2006	--	--	--	--	--	--	--	--	--	--	--	--
	10/27/2006	--	--	--	--	--	--	--	--	--	--	--	--
1/10/2007	--	--	--	--	--	--	--	--	--	--	--	--	
4/13/2007	--	--	--	--	--	--	--	--	--	--	--	--	
7/19/2007	--	--	--	--	--	--	--	--	--	--	--	--	
10/8/2007	--	--	--	--	--	--	--	--	--	--	--	--	

Table 7g
Historical Groundwater Analytical Results - Additional Analytes
76 Service Station No. 1156 (351645)
4276 MacArthur Boulevard
Oakland, California

WELL ID	DATE	Di-n-octyl phthalate (µg/L)	Fluoran- thene (µg/L)	Fluorene (µg/L)	Hexa- chloro- benzene (µg/L)	Hexachloro- butadiene (svoc) (µg/L)	Hexachloro cyclopenta- diene (µg/L)	Hexachloro -ethane (µg/L)	Indeno- [1,2,3-c,d] pyrene (µg/L)	Isophorone (µg/L)	2-Methyl- 4,6-dinitro- phenol (µg/L)	2-Methyl- naphtha- lene (µg/L)	2-Methyl- phenol (µg/L)
MW-4 cont.	1/9/2008	--	--	--	--	--	--	--	--	--	--	--	--
	4/4/2008	--	--	--	--	--	--	--	--	--	--	--	--
	7/3/2008	--	--	--	--	--	--	--	--	--	--	--	--
	10/3/2008	--	--	--	--	--	--	--	--	--	--	--	--
	1/22/2009	--	--	--	--	--	--	--	--	--	--	--	--
	4/13/2009	--	--	--	--	--	--	--	--	--	--	--	--
	7/23/2009	--	--	--	--	--	--	--	--	--	--	--	--
	2/1/2010	--	--	--	--	--	--	--	--	--	--	--	--
	8/2/2010	--	--	--	--	--	--	--	--	--	--	--	--
MW-4B	11/1/2010	--	--	--	--	--	--	--	--	--	--	--	--
	1/31/2011	--	--	--	--	--	--	--	--	--	--	--	--
	4/26/2011	--	--	--	--	--	--	--	--	--	--	--	--
	7/25/2011	--	--	--	--	--	--	--	--	--	--	--	--
	10/7/2011	--	--	--	--	--	--	--	--	--	--	--	--
	1/23/2012	--	--	--	--	--	--	--	--	--	--	--	--
	4/6/2012	--	--	--	--	--	--	--	--	--	--	--	--
	7/24/2012	--	--	--	--	--	--	--	--	--	--	--	--
	2/8/2013	--	--	--	--	--	--	--	--	--	--	--	--
MW-5	7/18/2002	--	--	--	--	--	--	--	--	--	--	--	--
	10/7/2002	--	--	--	--	--	--	--	--	--	--	--	--
	1/6/2003	--	--	--	--	--	--	--	--	--	--	ND<5.0	ND<5.0
	4/7/2003	--	--	--	--	--	--	--	--	--	--	--	--
	7/7/2003	--	--	--	--	--	--	--	--	--	--	--	--
	10/9/2003	--	--	--	--	--	--	--	--	--	--	--	--
	1/14/2004	--	--	--	--	--	--	--	--	--	--	--	--
	4/28/2004	--	--	--	--	--	--	--	--	--	--	--	--
	7/12/2004	--	--	--	--	--	--	--	--	--	--	--	--
	10/25/2004	--	--	--	--	--	--	--	--	--	--	--	--
	1/17/2005	--	--	--	--	--	--	--	--	--	--	--	--
	4/6/2005	--	--	--	--	--	--	--	--	--	--	--	--
	7/8/2005	--	--	--	--	--	--	--	--	--	--	--	--
	10/7/2005	--	--	--	--	--	--	--	--	--	--	--	--
	1/27/2006	--	--	--	--	--	--	--	--	--	--	--	--
	4/28/2006	--	--	--	--	--	--	--	--	--	--	--	--
	7/28/2006	--	--	--	--	--	--	--	--	--	--	--	--
	10/27/2006	--	--	--	--	--	--	--	--	--	--	--	--
	1/10/2007	--	--	--	--	--	--	--	--	--	--	--	--
	4/13/2007	--	--	--	--	--	--	--	--	--	--	--	--
7/19/2007	--	--	--	--	--	--	--	--	--	--	--	--	
10/8/2007	--	--	--	--	--	--	--	--	--	--	--	--	

Table 7g
Historical Groundwater Analytical Results - Additional Analytes
76 Service Station No. 1156 (351645)
4276 MacArthur Boulevard
Oakland, California

WELL ID	DATE	Di-n-octyl phthalate (µg/L)	Fluoran- thene (µg/L)	Fluorene (µg/L)	Hexa- chloro- benzene (µg/L)	Hexachloro- butadiene (svoc) (µg/L)	Hexachloro cyclopenta- diene (µg/L)	Hexachloro -ethane (µg/L)	Indeno- [1,2,3-c,d] pyrene (µg/L)	Isophorone (µg/L)	2-Methyl- 4,6-dinitro- phenol (µg/L)	2-Methyl- naphtha- lene (µg/L)	2-Methyl- phenol (µg/L)
MW-5 cont.	1/9/2008	--	--	--	--	--	--	--	--	--	--	--	--
	4/4/2008	--	--	--	--	--	--	--	--	--	--	--	--
	7/3/2008	--	--	--	--	--	--	--	--	--	--	--	--
	10/3/2008	--	--	--	--	--	--	--	--	--	--	--	--
	1/22/2009	--	--	--	--	--	--	--	--	--	--	--	--
	4/13/2009	--	--	--	--	--	--	--	--	--	--	--	--
	7/23/2009	--	--	--	--	--	--	--	--	--	--	--	--
	2/1/2010	--	--	--	--	--	--	--	--	--	--	--	--
	8/2/2010	--	--	--	--	--	--	--	--	--	--	--	--
	1/31/2011	--	--	--	--	--	--	--	--	--	--	--	--
	4/26/2011	--	--	--	--	--	--	--	--	--	--	--	--
	7/25/2011	--	--	--	--	--	--	--	--	--	--	--	--
	10/7/2011	--	--	--	--	--	--	--	--	--	--	--	--
	1/23/2012	--	--	--	--	--	--	--	--	--	--	--	--
	4/6/2012	--	--	--	--	--	--	--	--	--	--	--	--
	7/24/2012	--	--	--	--	--	--	--	--	--	--	--	--
2/8/2013	--	--	--	--	--	--	--	--	--	--	--	--	
MW-6	7/18/2002	--	--	--	--	--	--	--	--	--	--	--	--
	10/7/2002	--	--	--	--	--	--	--	--	--	--	--	--
	1/6/2003	--	--	--	--	--	--	--	--	--	--	--	--
	4/7/2003	--	--	--	--	--	--	--	--	--	--	--	--
	7/7/2003	--	--	--	--	--	--	--	--	--	--	--	--
	10/9/2003	--	--	--	--	--	--	--	--	--	--	--	--
	1/14/2004	--	--	--	--	--	--	--	--	--	--	--	--
	4/28/2004	--	--	--	--	--	--	--	--	--	--	--	--
	7/12/2004	--	--	--	--	--	--	--	--	--	--	--	--
	10/25/2004	--	--	--	--	--	--	--	--	--	--	--	--
	1/17/2005	--	--	--	--	--	--	--	--	--	--	--	--
	4/6/2005	--	--	--	--	--	--	--	--	--	--	--	--
	7/8/2005	--	--	--	--	--	--	--	--	--	--	--	--
	10/7/2005	--	--	--	--	--	--	--	--	--	--	--	--
	1/27/2006	--	--	--	--	--	--	--	--	--	--	--	--
	4/28/2006	--	--	--	--	--	--	--	--	--	--	--	--
	7/28/2006	--	--	--	--	--	--	--	--	--	--	--	--
	10/27/2006	--	--	--	--	--	--	--	--	--	--	--	--
	1/10/2007	--	--	--	--	--	--	--	--	--	--	--	--
	4/13/2007	--	--	--	--	--	--	--	--	--	--	--	--
7/19/2007	--	--	--	--	--	--	--	--	--	--	--	--	
10/8/2007	--	--	--	--	--	--	--	--	--	--	--	--	
1/9/2008	--	--	--	--	--	--	--	--	--	--	--	--	
4/4/2008	--	--	--	--	--	--	--	--	--	--	--	--	

Table 7g
Historical Groundwater Analytical Results - Additional Analytes
76 Service Station No. 1156 (351645)
4276 MacArthur Boulevard
Oakland, California

WELL ID	DATE	Di-n-octyl phthalate (µg/L)	Fluoran- thene (µg/L)	Fluorene (µg/L)	Hexa- chloro- benzene (µg/L)	Hexachloro- butadiene (svoc) (µg/L)	Hexachloro cyclopenta- diene (µg/L)	Hexachloro -ethane (µg/L)	Indeno- [1,2,3-c,d] pyrene (µg/L)	Isophorone (µg/L)	2-Methyl- 4,6-dinitro- phenol (µg/L)	2-Methyl- naphtha- lene (µg/L)	2-Methyl- phenol (µg/L)
MW-6 cont.	7/3/2008	--	--	--	--	--	--	--	--	--	--	--	--
	10/3/2008	--	--	--	--	--	--	--	--	--	--	--	--
	1/22/2009	--	--	--	--	--	--	--	--	--	--	--	--
	4/13/2009	--	--	--	--	--	--	--	--	--	--	--	--
MW-7	7/18/2002	--	--	--	--	--	--	--	--	--	--	--	--
	10/7/2002	--	--	--	--	--	--	--	--	--	--	--	--
	1/6/2003	--	--	--	--	--	--	--	--	--	--	ND<5.0	ND<5.0
	4/7/2003	--	--	--	--	--	--	--	--	--	--	--	--
	7/7/2003	--	--	--	--	--	--	--	--	--	--	--	--
	10/9/2003	--	--	--	--	--	--	--	--	--	--	--	--
	1/14/2004	--	--	--	--	--	--	--	--	--	--	--	--
	4/28/2004	--	--	--	--	--	--	--	--	--	--	--	--
	7/12/2004	--	--	--	--	--	--	--	--	--	--	--	--
	10/25/2004	--	--	--	--	--	--	--	--	--	--	--	--
	1/17/2005	--	--	--	--	--	--	--	--	--	--	--	--
	4/6/2005	--	--	--	--	--	--	--	--	--	--	--	--
	7/8/2005	--	--	--	--	--	--	--	--	--	--	--	--
	10/7/2005	--	--	--	--	--	--	--	--	--	--	--	--
	1/27/2006	--	--	--	--	--	--	--	--	--	--	--	--
	4/28/2006	--	--	--	--	--	--	--	--	--	--	--	--
	7/28/2006	--	--	--	--	--	--	--	--	--	--	--	--
	10/27/2006	--	--	--	--	--	--	--	--	--	--	--	--
	1/10/2007	--	--	--	--	--	--	--	--	--	--	--	--
	7/19/2007	--	--	--	--	--	--	--	--	--	--	--	--
	10/8/2007	--	--	--	--	--	--	--	--	--	--	--	--
	1/9/2008	--	--	--	--	--	--	--	--	--	--	--	--
	4/4/2008	--	--	--	--	--	--	--	--	--	--	--	--
	7/3/2008	--	--	--	--	--	--	--	--	--	--	--	--
	10/3/2008	--	--	--	--	--	--	--	--	--	--	--	--
	1/22/2009	--	--	--	--	--	--	--	--	--	--	--	--
	4/13/2009	--	--	--	--	--	--	--	--	--	--	--	--
	7/23/2009	--	--	--	--	--	--	--	--	--	--	--	--
	2/1/2010	--	--	--	--	--	--	--	--	--	--	--	--
	8/2/2010	--	--	--	--	--	--	--	--	--	--	--	--
	1/31/2011	--	--	--	--	--	--	--	--	--	--	--	--
	4/26/2011	--	--	--	--	--	--	--	--	--	--	--	--
7/25/2011	--	--	--	--	--	--	--	--	--	--	--	--	
10/7/2011	--	--	--	--	--	--	--	--	--	--	--	--	
1/23/2012	--	--	--	--	--	--	--	--	--	--	--	--	
4/6/2012	--	--	--	--	--	--	--	--	--	--	--	--	
7/24/2012	--	--	--	--	--	--	--	--	--	--	--	--	

Table 7g
Historical Groundwater Analytical Results - Additional Analytes
76 Service Station No. 1156 (351645)
4276 MacArthur Boulevard
Oakland, California

WELL ID	DATE	Di-n-octyl phthalate (µg/L)	Fluoran- thene (µg/L)	Fluorene (µg/L)	Hexa- chloro- benzene (µg/L)	Hexachloro- butadiene (svoc) (µg/L)	Hexachloro cyclopenta- diene (µg/L)	Hexachloro -ethane (µg/L)	Indeno- [1,2,3-c,d] pyrene (µg/L)	Isophorone (µg/L)	2-Methyl- 4,6-dinitro- phenol (µg/L)	2-Methyl- naphtha- lene (µg/L)	2-Methyl- phenol (µg/L)
MW-7 cont.	2/8/2013	--	--	--	--	--	--	--	--	--	--	--	--
MW-8	1/18/2008	--	--	--	--	--	--	--	--	--	--	--	--
	4/4/2008	--	--	--	--	--	--	--	--	--	--	--	--
	7/3/2008	--	--	--	--	--	--	--	--	--	--	--	--
	10/3/2008	--	--	--	--	--	--	--	--	--	--	--	--
	1/22/2009	--	--	--	--	--	--	--	--	--	--	--	--
	4/13/2009	--	--	--	--	--	--	--	--	--	--	--	--
	7/23/2009	--	--	--	--	--	--	--	--	--	--	--	--
	2/1/2010	--	--	--	--	--	--	--	--	--	--	--	--

NOTES:

ND<# = Analyte not detected at or above indicated practical quantitation limit

-- = Not sampled

µg/L = Micrograms per liter

ID = Identification

Table 7h
Historical Groundwater Analytical Results - Additional Analytes
76 Service Station No. 1156 (351645)
4276 MacArthur Boulevard
Oakland, California

WELL ID	DATE	4-Methyl-phenol (µg/L)	Naphthalene (svoc) (µg/L)	2-Nitro-aniline (µg/L)	3-Nitro-aniline (µg/L)	4-Nitro-aniline (µg/L)	Nitro-benzene (µg/L)	2-Nitro-phenol (µg/L)	4-Nitro-phenol (µg/L)	N-nitrosodi-n-propyl-amine (µg/L)	N-Nitro-sodiphenyl-amine (µg/L)	Penta-chloro-phenol (µg/L)	Phen-anthrene (µg/L)
MW-1	7/20/1999	27	--	--	--	--	--	--	--	--	--	--	--
	9/28/1999	35.6	--	--	--	--	--	--	--	--	--	--	--
	1/7/2000	--	--	--	--	--	--	--	--	--	--	--	--
	3/31/2000	18	--	--	--	--	--	--	--	--	--	--	--
	7/14/2000	--	--	--	--	--	--	--	--	--	--	--	--
	10/3/2000	28.9	--	--	--	--	--	--	--	--	--	--	--
	1/3/2001	--	--	--	--	--	--	--	--	--	--	--	--
	4/4/2001	--	--	--	--	--	--	--	--	--	--	--	--
	7/17/2001	25	--	--	--	--	--	--	--	--	--	--	--
	10/5/2001	--	--	--	--	--	--	--	--	--	--	--	--
	1/28/2002	--	--	--	--	--	--	--	--	--	--	--	--
	4/25/2002	--	--	--	--	--	--	--	--	--	--	--	--
	7/18/2002	25	--	--	--	--	--	--	--	--	--	--	--
	10/7/2002	--	--	--	--	--	--	--	--	--	--	--	--
	1/6/2003	--	--	--	--	--	--	--	--	--	--	--	--
	4/7/2003	--	--	--	--	--	--	--	--	--	--	--	--
	7/7/2003	22	--	--	--	--	--	--	--	--	--	--	--
	10/9/2003	--	--	--	--	--	--	--	--	--	--	--	--
	1/14/2004	--	--	--	--	--	--	--	--	--	--	--	--
	4/28/2004	--	--	--	--	--	--	--	--	--	--	--	--
	7/12/2004	--	--	--	--	--	--	--	--	--	--	--	ND<2
	10/25/2004	--	--	--	--	--	--	--	--	--	--	--	--
	1/17/2005	--	--	--	--	--	--	--	--	--	--	--	--
	4/6/2005	--	--	--	--	--	--	--	--	--	--	--	--
	7/8/2005	--	--	--	--	--	--	--	--	--	--	--	--
	10/7/2005	--	--	--	--	--	--	--	--	--	--	--	--
	1/27/2006	--	--	--	--	--	--	--	--	--	--	--	--
	4/28/2006	--	--	--	--	--	--	--	--	--	--	--	--
	7/28/2006	--	660	ND<10	ND<10	ND<25	ND<10	ND<10	ND<10	ND<10	ND<10	ND<50	ND<10
	10/27/2006	--	--	--	--	--	--	--	--	--	--	--	--
	1/10/2007	--	--	--	--	--	--	--	--	--	--	--	--
	4/13/2007	--	--	--	--	--	--	--	--	--	--	--	--
	7/19/2007	--	770	ND<2.2	ND<2.2	ND<5.5	ND<2.2	ND<2.2	ND<2.2	ND<2.2	ND<2.2	ND<11	ND<2.2
	1/9/2008	--	--	--	--	--	--	--	--	--	--	--	--
	4/4/2008	--	--	--	--	--	--	--	--	--	--	--	--
	7/3/2008	--	750	ND<20	ND<20	ND<50	ND<20	ND<20	ND<20	ND<20	ND<20	ND<100	ND<20
	10/3/2008	--	--	--	--	--	--	--	--	--	--	--	--
	1/22/2009	--	--	--	--	--	--	--	--	--	--	--	--
	4/13/2009	--	--	--	--	--	--	--	--	--	--	--	--
	7/23/2009	--	--	--	--	--	--	--	--	--	--	--	--
	2/1/2010	--	--	--	--	--	--	--	--	--	--	--	--
	8/2/2010	--	--	--	--	--	--	--	--	--	--	--	--

Table 7h
Historical Groundwater Analytical Results - Additional Analytes
76 Service Station No. 1156 (351645)
4276 MacArthur Boulevard
Oakland, California

WELL ID	DATE	4-Methyl-phenol (µg/L)	Naphthalene (svoc) (µg/L)	2-Nitro-aniline (µg/L)	3-Nitro-aniline (µg/L)	4-Nitro-aniline (µg/L)	Nitro-benzene (µg/L)	2-Nitro-phenol (µg/L)	4-Nitro-phenol (µg/L)	N-nitrosodi-n-propyl-amine (µg/L)	N-Nitro-sodiphenyl-amine (µg/L)	Penta-chloro-phenol (µg/L)	Phen-anthrene (µg/L)	
MW-1B	11/1/2010	--	--	--	--	--	--	--	--	--	--	--	--	
	1/31/2011	--	--	--	--	--	--	--	--	--	--	--	--	
	4/26/2011	--	--	--	--	--	--	--	--	--	--	--	--	
	7/25/2011	--	--	--	--	--	--	--	--	--	--	--	--	
	10/7/2011	--	--	--	--	--	--	--	--	--	--	--	--	
	1/23/2012	--	--	--	--	--	--	--	--	--	--	--	--	
	4/6/2012	--	--	--	--	--	--	--	--	--	--	--	--	
	7/24/2012	--	--	--	--	--	--	--	--	--	--	--	--	--
	2/8/2013	--	--	--	--	--	--	--	--	--	--	--	--	--
MW-2	9/28/1999	--	--	--	--	--	--	--	--	--	--	--	--	
	4/4/2001	--	--	--	--	--	--	--	--	--	--	--	--	
	7/17/2001	--	--	--	--	--	--	--	--	--	--	--	--	
	7/18/2002	--	--	--	--	--	--	--	--	--	--	--	--	
	10/7/2002	--	--	--	--	--	--	--	--	--	--	--	--	
	1/6/2003	--	--	--	--	--	--	--	--	--	--	--	--	
	4/7/2003	--	--	--	--	--	--	--	--	--	--	--	--	
	7/7/2003	--	--	--	--	--	--	--	--	--	--	--	--	--
	10/9/2003	--	--	--	--	--	--	--	--	--	--	--	--	--
	1/14/2004	--	--	--	--	--	--	--	--	--	--	--	--	--
	4/28/2004	--	--	--	--	--	--	--	--	--	--	--	--	--
	7/12/2004	--	--	--	--	--	--	--	--	--	--	--	--	--
	10/25/2004	--	--	--	--	--	--	--	--	--	--	--	--	--
	1/17/2005	--	--	--	--	--	--	--	--	--	--	--	--	--
	4/6/2005	--	--	--	--	--	--	--	--	--	--	--	--	--
	7/8/2005	--	--	--	--	--	--	--	--	--	--	--	--	--
	10/7/2005	--	--	--	--	--	--	--	--	--	--	--	--	--
	1/27/2006	--	--	--	--	--	--	--	--	--	--	--	--	--
	4/28/2006	--	--	--	--	--	--	--	--	--	--	--	--	--
	7/28/2006	--	--	--	--	--	--	--	--	--	--	--	--	--
	10/27/2006	--	--	--	--	--	--	--	--	--	--	--	--	--
	1/10/2007	--	--	--	--	--	--	--	--	--	--	--	--	--
	4/13/2007	--	--	--	--	--	--	--	--	--	--	--	--	--
	7/19/2007	--	--	--	--	--	--	--	--	--	--	--	--	--
	10/8/2007	--	--	--	--	--	--	--	--	--	--	--	--	--
	1/9/2008	--	--	--	--	--	--	--	--	--	--	--	--	--
	4/4/2008	--	--	--	--	--	--	--	--	--	--	--	--	--
	7/3/2008	--	--	--	--	--	--	--	--	--	--	--	--	--
	10/3/2008	--	--	--	--	--	--	--	--	--	--	--	--	--
	1/22/2009	--	--	--	--	--	--	--	--	--	--	--	--	--
	4/13/2009	--	--	--	--	--	--	--	--	--	--	--	--	--
	7/23/2009	--	--	--	--	--	--	--	--	--	--	--	--	--
2/1/2010	--	--	--	--	--	--	--	--	--	--	--	--	--	

Table 7h
Historical Groundwater Analytical Results - Additional Analytes
76 Service Station No. 1156 (351645)
4276 MacArthur Boulevard
Oakland, California

WELL ID	DATE	4-Methyl-phenol (µg/L)	Naphthalene (svoc) (µg/L)	2-Nitro-aniline (µg/L)	3-Nitro-aniline (µg/L)	4-Nitro-aniline (µg/L)	Nitro-benzene (µg/L)	2-Nitro-phenol (µg/L)	4-Nitro-phenol (µg/L)	N-nitrosodi-n-propyl-amine (µg/L)	N-Nitro-sodiphenyl-amine (µg/L)	Penta-chloro-phenol (µg/L)	Phen-anthrene (µg/L)
MW-2 cont.	8/2/2010	--	--	--	--	--	--	--	--	--	--	--	--
MW-2B	11/1/2010	--	--	--	--	--	--	--	--	--	--	--	--
	1/31/2011	--	--	--	--	--	--	--	--	--	--	--	--
	4/26/2011	--	--	--	--	--	--	--	--	--	--	--	--
	7/25/2011	--	--	--	--	--	--	--	--	--	--	--	--
	10/7/2011	--	--	--	--	--	--	--	--	--	--	--	--
	1/23/2012	--	--	--	--	--	--	--	--	--	--	--	--
	4/6/2012	--	--	--	--	--	--	--	--	--	--	--	--
	7/24/2012	--	--	--	--	--	--	--	--	--	--	--	--
	2/8/2013	--	--	--	--	--	--	--	--	--	--	--	--
MW-3	9/28/1999	--	--	--	--	--	--	--	--	--	--	--	--
	4/4/2001	--	--	--	--	--	--	--	--	--	--	--	--
	7/17/2001	--	--	--	--	--	--	--	--	--	--	--	--
	7/18/2002	--	--	--	--	--	--	--	--	--	--	--	--
	10/7/2002	--	--	--	--	--	--	--	--	--	--	--	--
	1/6/2003	--	--	--	--	--	--	--	--	--	--	--	--
	4/7/2003	--	--	--	--	--	--	--	--	--	--	--	--
	7/7/2003	--	--	--	--	--	--	--	--	--	--	--	--
	10/9/2003	--	--	--	--	--	--	--	--	--	--	--	--
	1/14/2004	--	--	--	--	--	--	--	--	--	--	--	--
	4/28/2004	--	--	--	--	--	--	--	--	--	--	--	--
	7/12/2004	--	--	--	--	--	--	--	--	--	--	--	--
	10/25/2004	--	--	--	--	--	--	--	--	--	--	--	--
	1/17/2005	--	--	--	--	--	--	--	--	--	--	--	--
	4/6/2005	--	--	--	--	--	--	--	--	--	--	--	--
	7/8/2005	--	--	--	--	--	--	--	--	--	--	--	--
	10/7/2005	--	--	--	--	--	--	--	--	--	--	--	--
	1/27/2006	--	--	--	--	--	--	--	--	--	--	--	--
	4/28/2006	--	--	--	--	--	--	--	--	--	--	--	--
	7/28/2006	--	--	--	--	--	--	--	--	--	--	--	--
	10/27/2006	--	--	--	--	--	--	--	--	--	--	--	--
	1/10/2007	--	--	--	--	--	--	--	--	--	--	--	--
	4/13/2007	--	--	--	--	--	--	--	--	--	--	--	--
	7/19/2007	--	--	--	--	--	--	--	--	--	--	--	--
	10/8/2007	--	--	--	--	--	--	--	--	--	--	--	--
	1/9/2008	--	--	--	--	--	--	--	--	--	--	--	--
	4/4/2008	--	--	--	--	--	--	--	--	--	--	--	--
	7/3/2008	--	--	--	--	--	--	--	--	--	--	--	--
10/3/2008	--	--	--	--	--	--	--	--	--	--	--	--	
1/22/2009	--	--	--	--	--	--	--	--	--	--	--	--	
4/13/2009	--	--	--	--	--	--	--	--	--	--	--	--	

Table 7h
Historical Groundwater Analytical Results - Additional Analytes
76 Service Station No. 1156 (351645)
4276 MacArthur Boulevard
Oakland, California

WELL ID	DATE	4-Methyl-phenol (µg/L)	Naphthalene (svoc) (µg/L)	2-Nitro-aniline (µg/L)	3-Nitro-aniline (µg/L)	4-Nitro-aniline (µg/L)	Nitro-benzene (µg/L)	2-Nitro-phenol (µg/L)	4-Nitro-phenol (µg/L)	N-nitrosodi-n-propyl-amine (µg/L)	N-Nitro-sodiphenyl-amine (µg/L)	Penta-chloro-phenol (µg/L)	Phen-anthrene (µg/L)
MW-3 cont.	7/23/2009	--	--	--	--	--	--	--	--	--	--	--	--
	2/1/2010	--	--	--	--	--	--	--	--	--	--	--	--
	8/2/2010	--	--	--	--	--	--	--	--	--	--	--	--
MW-3B	11/1/2010	--	--	--	--	--	--	--	--	--	--	--	--
	1/31/2011	--	--	--	--	--	--	--	--	--	--	--	--
	4/26/2011	--	--	--	--	--	--	--	--	--	--	--	--
	7/25/2011	--	--	--	--	--	--	--	--	--	--	--	--
	10/7/2011	--	--	--	--	--	--	--	--	--	--	--	--
	1/23/2012	--	--	--	--	--	--	--	--	--	--	--	--
	4/6/2012	--	--	--	--	--	--	--	--	--	--	--	--
	7/24/2012	--	--	--	--	--	--	--	--	--	--	--	--
	2/8/2013	--	--	--	--	--	--	--	--	--	--	--	--
MW-4	9/28/1999	--	--	--	--	--	--	--	--	--	--	--	--
	4/4/2001	--	--	--	--	--	--	--	--	--	--	--	--
	7/17/2001	--	--	--	--	--	--	--	--	--	--	--	--
	7/18/2002	--	--	--	--	--	--	--	--	--	--	--	--
	10/7/2002	--	--	--	--	--	--	--	--	--	--	--	--
	1/6/2003	--	--	--	--	--	--	--	--	--	--	--	--
	4/7/2003	--	--	--	--	--	--	--	--	--	--	--	--
	7/7/2003	--	--	--	--	--	--	--	--	--	--	--	--
	10/9/2003	--	--	--	--	--	--	--	--	--	--	--	--
	1/14/2004	--	--	--	--	--	--	--	--	--	--	--	--
	4/28/2004	--	--	--	--	--	--	--	--	--	--	--	--
	7/12/2004	--	--	--	--	--	--	--	--	--	--	--	--
	10/25/2004	--	--	--	--	--	--	--	--	--	--	--	--
	1/17/2005	--	--	--	--	--	--	--	--	--	--	--	--
	4/6/2005	--	--	--	--	--	--	--	--	--	--	--	--
	7/8/2005	--	--	--	--	--	--	--	--	--	--	--	--
	10/7/2005	--	--	--	--	--	--	--	--	--	--	--	--
	1/27/2006	--	--	--	--	--	--	--	--	--	--	--	--
	4/28/2006	--	--	--	--	--	--	--	--	--	--	--	--
	7/28/2006	--	--	--	--	--	--	--	--	--	--	--	--
	10/27/2006	--	--	--	--	--	--	--	--	--	--	--	--
	1/10/2007	--	--	--	--	--	--	--	--	--	--	--	--
	4/13/2007	--	--	--	--	--	--	--	--	--	--	--	--
	7/19/2007	--	--	--	--	--	--	--	--	--	--	--	--
	10/8/2007	--	--	--	--	--	--	--	--	--	--	--	--
1/9/2008	--	--	--	--	--	--	--	--	--	--	--	--	
4/4/2008	--	--	--	--	--	--	--	--	--	--	--	--	
7/3/2008	--	--	--	--	--	--	--	--	--	--	--	--	
10/3/2008	--	--	--	--	--	--	--	--	--	--	--	--	

Table 7h
Historical Groundwater Analytical Results - Additional Analytes
76 Service Station No. 1156 (351645)
4276 MacArthur Boulevard
Oakland, California

WELL ID	DATE	4-Methyl-phenol (µg/L)	Naphthalene (svoc) (µg/L)	2-Nitro-aniline (µg/L)	3-Nitro-aniline (µg/L)	4-Nitro-aniline (µg/L)	Nitro-benzene (µg/L)	2-Nitro-phenol (µg/L)	4-Nitro-phenol (µg/L)	N-nitrosodi-n-propyl-amine (µg/L)	N-Nitro-sodiphenyl-amine (µg/L)	Penta-chloro-phenol (µg/L)	Phen-anthrene (µg/L)
MW-4 cont.	1/22/2009	--	--	--	--	--	--	--	--	--	--	--	--
	4/13/2009	--	--	--	--	--	--	--	--	--	--	--	--
	7/23/2009	--	--	--	--	--	--	--	--	--	--	--	--
	2/1/2010	--	--	--	--	--	--	--	--	--	--	--	--
	8/2/2010	--	--	--	--	--	--	--	--	--	--	--	--
MW-4B	11/1/2010	--	--	--	--	--	--	--	--	--	--	--	--
	1/31/2011	--	--	--	--	--	--	--	--	--	--	--	--
	4/26/2011	--	--	--	--	--	--	--	--	--	--	--	--
	7/25/2011	--	--	--	--	--	--	--	--	--	--	--	--
	10/7/2011	--	--	--	--	--	--	--	--	--	--	--	--
	1/23/2012	--	--	--	--	--	--	--	--	--	--	--	--
	4/6/2012	--	--	--	--	--	--	--	--	--	--	--	--
	7/24/2012	--	--	--	--	--	--	--	--	--	--	--	--
	2/8/2013	--	--	--	--	--	--	--	--	--	--	--	--
MW-5	7/18/2002	--	--	--	--	--	--	--	--	--	--	--	--
	10/7/2002	--	--	--	--	--	--	--	--	--	--	--	--
	1/6/2003	ND<5.0	--	--	--	--	--	--	--	--	--	--	--
	4/7/2003	--	--	--	--	--	--	--	--	--	--	--	--
	7/7/2003	--	--	--	--	--	--	--	--	--	--	--	--
	10/9/2003	--	--	--	--	--	--	--	--	--	--	--	--
	1/14/2004	--	--	--	--	--	--	--	--	--	--	--	--
	4/28/2004	--	--	--	--	--	--	--	--	--	--	--	--
	7/12/2004	--	--	--	--	--	--	--	--	--	--	--	--
	10/25/2004	--	--	--	--	--	--	--	--	--	--	--	--
	1/17/2005	--	--	--	--	--	--	--	--	--	--	--	--
	4/6/2005	--	--	--	--	--	--	--	--	--	--	--	--
	7/8/2005	--	--	--	--	--	--	--	--	--	--	--	--
	10/7/2005	--	--	--	--	--	--	--	--	--	--	--	--
	1/27/2006	--	--	--	--	--	--	--	--	--	--	--	--
	4/28/2006	--	--	--	--	--	--	--	--	--	--	--	--
	7/28/2006	--	--	--	--	--	--	--	--	--	--	--	--
	10/27/2006	--	--	--	--	--	--	--	--	--	--	--	--
	1/10/2007	--	--	--	--	--	--	--	--	--	--	--	--
	4/13/2007	--	--	--	--	--	--	--	--	--	--	--	--
	7/19/2007	--	--	--	--	--	--	--	--	--	--	--	--
	10/8/2007	--	--	--	--	--	--	--	--	--	--	--	--
	1/9/2008	--	--	--	--	--	--	--	--	--	--	--	--
	4/4/2008	--	--	--	--	--	--	--	--	--	--	--	--
	7/3/2008	--	--	--	--	--	--	--	--	--	--	--	--
	10/3/2008	--	--	--	--	--	--	--	--	--	--	--	--
	1/22/2009	--	--	--	--	--	--	--	--	--	--	--	--

Table 7h
Historical Groundwater Analytical Results - Additional Analytes
76 Service Station No. 1156 (351645)
4276 MacArthur Boulevard
Oakland, California

WELL ID	DATE	4-Methyl-phenol (µg/L)	Naphthalene (svoc) (µg/L)	2-Nitro-aniline (µg/L)	3-Nitro-aniline (µg/L)	4-Nitro-aniline (µg/L)	Nitro-benzene (µg/L)	2-Nitro-phenol (µg/L)	4-Nitro-phenol (µg/L)	N-nitrosodi-n-propyl-amine (µg/L)	N-Nitro-sodiphenyl-amine (µg/L)	Penta-chloro-phenol (µg/L)	Phen-anthrene (µg/L)
MW-5 cont.	4/13/2009	--	--	--	--	--	--	--	--	--	--	--	--
	7/23/2009	--	--	--	--	--	--	--	--	--	--	--	--
	2/1/2010	--	--	--	--	--	--	--	--	--	--	--	--
	8/2/2010	--	--	--	--	--	--	--	--	--	--	--	--
	1/31/2011	--	--	--	--	--	--	--	--	--	--	--	--
	4/26/2011	--	--	--	--	--	--	--	--	--	--	--	--
	7/25/2011	--	--	--	--	--	--	--	--	--	--	--	--
	10/7/2011	--	--	--	--	--	--	--	--	--	--	--	--
	1/23/2012	--	--	--	--	--	--	--	--	--	--	--	--
	4/6/2012	--	--	--	--	--	--	--	--	--	--	--	--
	7/24/2012	--	--	--	--	--	--	--	--	--	--	--	--
	2/8/2013	--	--	--	--	--	--	--	--	--	--	--	--
	MW-6	7/18/2002	--	--	--	--	--	--	--	--	--	--	--
10/7/2002		--	--	--	--	--	--	--	--	--	--	--	--
1/6/2003		--	--	--	--	--	--	--	--	--	--	--	--
4/7/2003		--	--	--	--	--	--	--	--	--	--	--	--
7/7/2003		--	--	--	--	--	--	--	--	--	--	--	--
10/9/2003		--	--	--	--	--	--	--	--	--	--	--	--
1/14/2004		--	--	--	--	--	--	--	--	--	--	--	--
4/28/2004		--	--	--	--	--	--	--	--	--	--	--	--
7/12/2004		--	--	--	--	--	--	--	--	--	--	--	--
10/25/2004		--	--	--	--	--	--	--	--	--	--	--	--
1/17/2005		--	--	--	--	--	--	--	--	--	--	--	--
4/6/2005		--	--	--	--	--	--	--	--	--	--	--	--
7/8/2005		--	--	--	--	--	--	--	--	--	--	--	--
10/7/2005		--	--	--	--	--	--	--	--	--	--	--	--
1/27/2006		--	--	--	--	--	--	--	--	--	--	--	--
4/28/2006		--	--	--	--	--	--	--	--	--	--	--	--
7/28/2006		--	--	--	--	--	--	--	--	--	--	--	--
10/27/2006		--	--	--	--	--	--	--	--	--	--	--	--
1/10/2007		--	--	--	--	--	--	--	--	--	--	--	--
4/13/2007		--	--	--	--	--	--	--	--	--	--	--	--
7/19/2007		--	--	--	--	--	--	--	--	--	--	--	--
10/8/2007		--	--	--	--	--	--	--	--	--	--	--	--
1/9/2008		--	--	--	--	--	--	--	--	--	--	--	--
4/4/2008	--	--	--	--	--	--	--	--	--	--	--	--	
7/3/2008	--	--	--	--	--	--	--	--	--	--	--	--	
10/3/2008	--	--	--	--	--	--	--	--	--	--	--	--	
1/22/2009	--	--	--	--	--	--	--	--	--	--	--	--	
4/13/2009	--	--	--	--	--	--	--	--	--	--	--	--	
MW-7	7/18/2002	--	--	--	--	--	--	--	--	--	--	--	--

Table 7h
Historical Groundwater Analytical Results - Additional Analytes
76 Service Station No. 1156 (351645)
4276 MacArthur Boulevard
Oakland, California

WELL ID	DATE	4-Methyl-phenol (µg/L)	Naphthalene (svoc) (µg/L)	2-Nitro-aniline (µg/L)	3-Nitro-aniline (µg/L)	4-Nitro-aniline (µg/L)	Nitro-benzene (µg/L)	2-Nitro-phenol (µg/L)	4-Nitro-phenol (µg/L)	N-nitrosodi-n-propyl-amine (µg/L)	N-Nitro-sodiphenyl-amine (µg/L)	Penta-chloro-phenol (µg/L)	Phen-anthrene (µg/L)
MW-7 cont.	10/7/2002	--	--	--	--	--	--	--	--	--	--	--	--
	1/6/2003	ND<5.0	--	--	--	--	--	--	--	--	--	--	--
	4/7/2003	--	--	--	--	--	--	--	--	--	--	--	--
	7/7/2003	--	--	--	--	--	--	--	--	--	--	--	--
	10/9/2003	--	--	--	--	--	--	--	--	--	--	--	--
	1/14/2004	--	--	--	--	--	--	--	--	--	--	--	--
	4/28/2004	--	--	--	--	--	--	--	--	--	--	--	--
	7/12/2004	--	--	--	--	--	--	--	--	--	--	--	--
	10/25/2004	--	--	--	--	--	--	--	--	--	--	--	--
	1/17/2005	--	--	--	--	--	--	--	--	--	--	--	--
	4/6/2005	--	--	--	--	--	--	--	--	--	--	--	--
	7/8/2005	--	--	--	--	--	--	--	--	--	--	--	--
	10/7/2005	--	--	--	--	--	--	--	--	--	--	--	--
	1/27/2006	--	--	--	--	--	--	--	--	--	--	--	--
	4/28/2006	--	--	--	--	--	--	--	--	--	--	--	--
	7/28/2006	--	--	--	--	--	--	--	--	--	--	--	--
	10/27/2006	--	--	--	--	--	--	--	--	--	--	--	--
	1/10/2007	--	--	--	--	--	--	--	--	--	--	--	--
	7/19/2007	--	--	--	--	--	--	--	--	--	--	--	--
	10/8/2007	--	--	--	--	--	--	--	--	--	--	--	--
	1/9/2008	--	--	--	--	--	--	--	--	--	--	--	--
	4/4/2008	--	--	--	--	--	--	--	--	--	--	--	--
	7/3/2008	--	--	--	--	--	--	--	--	--	--	--	--
	10/3/2008	--	--	--	--	--	--	--	--	--	--	--	--
	1/22/2009	--	--	--	--	--	--	--	--	--	--	--	--
	4/13/2009	--	--	--	--	--	--	--	--	--	--	--	--
	7/23/2009	--	--	--	--	--	--	--	--	--	--	--	--
	2/1/2010	--	--	--	--	--	--	--	--	--	--	--	--
	8/2/2010	--	--	--	--	--	--	--	--	--	--	--	--
	1/31/2011	--	--	--	--	--	--	--	--	--	--	--	--
4/26/2011	--	--	--	--	--	--	--	--	--	--	--	--	
7/25/2011	--	--	--	--	--	--	--	--	--	--	--	--	
10/7/2011	--	--	--	--	--	--	--	--	--	--	--	--	
1/23/2012	--	--	--	--	--	--	--	--	--	--	--	--	
4/6/2012	--	--	--	--	--	--	--	--	--	--	--	--	
7/24/2012	--	--	--	--	--	--	--	--	--	--	--	--	
2/8/2013	--	--	--	--	--	--	--	--	--	--	--	--	
MW-8	1/18/2008	--	--	--	--	--	--	--	--	--	--	--	--
	4/4/2008	--	--	--	--	--	--	--	--	--	--	--	--
	7/3/2008	--	--	--	--	--	--	--	--	--	--	--	--
	10/3/2008	--	--	--	--	--	--	--	--	--	--	--	--
	1/22/2009	--	--	--	--	--	--	--	--	--	--	--	--

Table 7h
Historical Groundwater Analytical Results - Additional Analytes
76 Service Station No. 1156 (351645)
4276 MacArthur Boulevard
Oakland, California

WELL ID	DATE	4-Methyl-phenol (µg/L)	Naphthalene (svoc) (µg/L)	2-Nitro-aniline (µg/L)	3-Nitro-aniline (µg/L)	4-Nitro-aniline (µg/L)	Nitro-benzene (µg/L)	2-Nitro-phenol (µg/L)	4-Nitro-phenol (µg/L)	N-nitrosodi-n-propyl-amine (µg/L)	N-Nitro-sodiphenyl-amine (µg/L)	Penta-chloro-phenol (µg/L)	Phen-anthrene (µg/L)
MW-8 cont.	4/13/2009	--	--	--	--	--	--	--	--	--	--	--	--
	7/23/2009	--	--	--	--	--	--	--	--	--	--	--	--
	2/1/2010	--	--	--	--	--	--	--	--	--	--	--	--

NOTES:

ND<# = Analyte not detected at or above indicated practical quantitation limit

-- = Not sampled

µg/L = Micrograms per liter

ID = Identification

Table 7i
Historical Groundwater Analytical Results - Additional Analytes
76 Service Station No. 1156 (351645)
4276 MacArthur Boulevard
Oakland, California

WELL ID	DATE	Phenol (µg/L)	Pyrene (µg/L)	1,2,4- Trichloro- benzene (svoc) (µg/L)	2,4,6- Trichloro- phenol (µg/L)	2,4,5- Trichloro- phenol (µg/L)	Carbon (organic, total) (µg/L)	Chromium VI (µg/L)	Chromium (total) (µg/L)	Iron Ferrous (µg/L)	Manganese (dissolved) (µg/L)	Manganese (total) (µg/L)	Molyb- denum (total) (µg/L)
MW-1	7/20/1999	--	--	--	--	--	--	--	--	--	--	--	--
	9/28/1999	--	--	--	--	--	--	--	--	--	--	--	--
	1/7/2000	--	--	--	--	--	--	--	--	--	--	--	--
	3/31/2000	--	--	--	--	--	--	--	--	--	--	--	--
	7/14/2000	--	--	--	--	--	--	--	--	--	--	--	--
	10/3/2000	--	--	--	--	--	--	--	--	--	--	--	--
	1/3/2001	--	--	--	--	--	--	--	--	--	--	--	--
	4/4/2001	--	--	--	--	--	--	--	--	--	--	--	--
	7/17/2001	--	--	--	--	--	--	--	--	--	--	--	--
	10/5/2001	--	--	--	--	--	--	--	--	--	--	--	--
	1/28/2002	--	--	--	--	--	--	--	--	--	--	--	--
	4/25/2002	--	--	--	--	--	--	--	--	--	--	--	--
	7/18/2002	--	--	--	--	--	--	--	--	--	--	--	--
	10/7/2002	--	--	--	--	--	--	--	--	--	--	--	--
	1/6/2003	--	--	--	--	--	--	--	--	--	--	--	--
	4/7/2003	--	--	--	--	--	--	--	--	--	--	--	--
	7/7/2003	--	--	--	--	--	--	--	--	--	--	--	--
	10/9/2003	--	--	--	--	--	--	--	--	--	--	--	--
	1/14/2004	--	--	--	--	--	--	--	--	--	--	--	--
	4/28/2004	--	--	--	--	--	--	--	--	--	--	--	--
	7/12/2004	--	ND<2	--	--	--	--	--	--	--	--	--	--
	10/25/2004	--	--	--	--	--	--	--	--	--	--	--	--
	1/17/2005	--	--	--	--	--	--	--	--	--	--	--	--
	4/6/2005	--	--	--	--	--	--	--	--	--	--	--	--
	7/8/2005	--	--	--	--	--	--	--	--	--	--	--	--
	10/7/2005	--	--	--	--	--	--	--	--	--	--	--	--
	1/27/2006	--	--	--	--	--	--	--	--	--	--	--	--
	4/28/2006	--	--	--	--	--	--	--	--	--	--	--	--
	7/28/2006	ND<10	ND<10	ND<10	ND<25	ND<25	--	--	--	--	--	--	--
	10/27/2006	--	--	--	--	--	--	--	--	--	--	--	--
	1/10/2007	--	--	--	--	--	--	--	--	--	--	--	--
	4/13/2007	--	--	--	--	--	--	--	--	--	--	--	--
	7/19/2007	ND<2.2	ND<2.2	ND<2.2	ND<5.5	ND<5.5	--	--	--	--	--	--	--
	1/9/2008	--	--	--	--	--	--	--	--	--	--	--	--
	4/4/2008	--	--	--	--	--	--	--	--	--	--	--	--
	7/3/2008	ND<20	ND<20	ND<20	ND<50	ND<50	--	--	--	--	--	--	--
	10/3/2008	--	--	--	--	--	--	--	--	--	--	--	--
	1/22/2009	--	--	--	--	--	--	--	--	--	--	--	--
	4/13/2009	--	--	--	--	--	26	ND<2.0	ND<3.0	280	160	200	8.6
	7/23/2009	--	--	--	--	--	--	--	--	--	--	--	--
	2/1/2010	--	--	--	--	--	--	--	--	--	--	--	--
	8/2/2010	--	--	--	--	--	--	--	--	--	--	--	--

Table 7i
Historical Groundwater Analytical Results - Additional Analytes
76 Service Station No. 1156 (351645)
4276 MacArthur Boulevard
Oakland, California

WELL ID	DATE	Phenol (µg/L)	Pyrene (µg/L)	1,2,4- Trichloro- benzene (svoc) (µg/L)	2,4,6- Trichloro- phenol (µg/L)	2,4,5- Trichloro- phenol (µg/L)	Carbon (organic, total) (µg/L)	Chromium VI (µg/L)	Chromium (total) (µg/L)	Iron Ferrous (µg/L)	Manganese (dissolved) (µg/L)	Manganese (total) (µg/L)	Molyb- denum (total) (µg/L)
MW-1B	11/1/2010	--	--	--	--	--	--	--	--	--	--	--	--
	1/31/2011	--	--	--	--	--	--	--	--	--	--	--	--
	4/26/2011	--	--	--	--	--	--	--	--	--	--	--	--
	7/25/2011	--	--	--	--	--	--	--	--	--	--	--	--
	10/7/2011	--	--	--	--	--	--	--	--	--	--	--	--
	1/23/2012	--	--	--	--	--	--	--	--	--	--	--	--
	4/6/2012	--	--	--	--	--	--	--	--	--	--	--	--
	7/24/2012	--	--	--	--	--	--	--	--	--	--	--	--
	2/8/2013	--	--	--	--	--	--	--	--	--	--	--	--
MW-2	9/28/1999	--	--	--	--	--	--	--	--	--	--	--	--
	4/4/2001	--	--	--	--	--	--	--	--	--	--	--	--
	7/17/2001	--	--	--	--	--	--	--	--	--	--	--	--
	7/18/2002	--	--	--	--	--	--	--	--	--	--	--	--
	10/7/2002	--	--	--	--	--	--	--	--	--	--	--	--
	1/6/2003	--	--	--	--	--	--	--	--	--	--	--	--
	4/7/2003	--	--	--	--	--	--	--	--	--	--	--	--
	7/7/2003	--	--	--	--	--	--	--	--	--	--	--	--
	10/9/2003	--	--	--	--	--	--	--	--	--	--	--	--
	1/14/2004	--	--	--	--	--	--	--	--	--	--	--	--
	4/28/2004	--	--	--	--	--	--	--	--	--	--	--	--
	7/12/2004	--	--	--	--	--	--	--	--	--	--	--	--
	10/25/2004	--	--	--	--	--	--	--	--	--	--	--	--
	1/17/2005	--	--	--	--	--	--	--	--	--	--	--	--
	4/6/2005	--	--	--	--	--	--	--	--	--	--	--	--
	7/8/2005	--	--	--	--	--	--	--	--	--	--	--	--
	10/7/2005	--	--	--	--	--	--	--	--	--	--	--	--
	1/27/2006	--	--	--	--	--	--	--	--	--	--	--	--
	4/28/2006	--	--	--	--	--	--	--	--	--	--	--	--
	7/28/2006	--	--	--	--	--	--	--	--	--	--	--	--
	10/27/2006	--	--	--	--	--	--	--	--	--	--	--	--
	1/10/2007	--	--	--	--	--	--	--	--	--	--	--	--
	4/13/2007	--	--	--	--	--	--	--	--	--	--	--	--
	7/19/2007	--	--	--	--	--	--	--	--	--	--	--	--
	10/8/2007	--	--	--	--	--	--	--	--	--	--	--	--
	1/9/2008	--	--	--	--	--	--	--	--	--	--	--	--
	4/4/2008	--	--	--	--	--	--	--	--	--	--	--	--
	7/3/2008	--	--	--	--	--	--	--	--	--	--	--	--
10/3/2008	--	--	--	--	--	--	--	--	--	--	--	--	
1/22/2009	--	--	--	--	--	--	--	--	--	--	--	--	
4/13/2009	--	--	--	--	--	--	4.4	ND<2.0	9.3	740	110	230	1.1

Table 7i
Historical Groundwater Analytical Results - Additional Analytes
76 Service Station No. 1156 (351645)
4276 MacArthur Boulevard
Oakland, California

WELL ID	DATE	Phenol (µg/L)	Pyrene (µg/L)	1,2,4- Trichloro- benzene (svoc) (µg/L)	2,4,6- Trichloro- phenol (µg/L)	2,4,5- Trichloro- phenol (µg/L)	Carbon (organic, total) (µg/L)	Chromium VI (µg/L)	Chromium (total) (µg/L)	Iron Ferrous (µg/L)	Manganese (dissolved) (µg/L)	Manganese (total) (µg/L)	Molyb- denum (total) (µg/L)
MW-2 cont.	7/23/2009	--	--	--	--	--	--	--	--	--	--	--	--
	2/1/2010	--	--	--	--	--	--	--	--	--	--	--	--
	8/2/2010	--	--	--	--	--	--	--	--	--	--	--	--
MW-2B	11/1/2010	--	--	--	--	--	--	--	--	--	--	--	--
	1/31/2011	--	--	--	--	--	--	--	--	--	--	--	--
	4/26/2011	--	--	--	--	--	--	--	--	--	--	--	--
	7/25/2011	--	--	--	--	--	--	--	--	--	--	--	--
	10/7/2011	--	--	--	--	--	--	--	--	--	--	--	--
	1/23/2012	--	--	--	--	--	--	--	--	--	--	--	--
	4/6/2012	--	--	--	--	--	--	--	--	--	--	--	--
	7/24/2012	--	--	--	--	--	--	--	--	--	--	--	--
	2/8/2013	--	--	--	--	--	--	--	--	--	--	--	--
MW-3	9/28/1999	--	--	--	--	--	--	--	--	--	--	--	--
	4/4/2001	--	--	--	--	--	--	--	--	--	--	--	--
	7/17/2001	--	--	--	--	--	--	--	--	--	--	--	--
	7/18/2002	--	--	--	--	--	--	--	--	--	--	--	--
	10/7/2002	--	--	--	--	--	--	--	--	--	--	--	--
	1/6/2003	--	--	--	--	--	--	--	--	--	--	--	--
	4/7/2003	--	--	--	--	--	--	--	--	--	--	--	--
	7/7/2003	--	--	--	--	--	--	--	--	--	--	--	--
	10/9/2003	--	--	--	--	--	--	--	--	--	--	--	--
	1/14/2004	--	--	--	--	--	--	--	--	--	--	--	--
	4/28/2004	--	--	--	--	--	--	--	--	--	--	--	--
	7/12/2004	--	--	--	--	--	--	--	--	--	--	--	--
	10/25/2004	--	--	--	--	--	--	--	--	--	--	--	--
	1/17/2005	--	--	--	--	--	--	--	--	--	--	--	--
	4/6/2005	--	--	--	--	--	--	--	--	--	--	--	--
	7/8/2005	--	--	--	--	--	--	--	--	--	--	--	--
	10/7/2005	--	--	--	--	--	--	--	--	--	--	--	--
	1/27/2006	--	--	--	--	--	--	--	--	--	--	--	--
	4/28/2006	--	--	--	--	--	--	--	--	--	--	--	--
	7/28/2006	--	--	--	--	--	--	--	--	--	--	--	--
	10/27/2006	--	--	--	--	--	--	--	--	--	--	--	--
	1/10/2007	--	--	--	--	--	--	--	--	--	--	--	--
	4/13/2007	--	--	--	--	--	--	--	--	--	--	--	--
	7/19/2007	--	--	--	--	--	--	--	--	--	--	--	--
	10/8/2007	--	--	--	--	--	--	--	--	--	--	--	--
	1/9/2008	--	--	--	--	--	--	--	--	--	--	--	--
4/4/2008	--	--	--	--	--	--	--	--	--	--	--	--	
7/3/2008	--	--	--	--	--	--	--	--	--	--	--	--	

Table 7i
Historical Groundwater Analytical Results - Additional Analytes
76 Service Station No. 1156 (351645)
4276 MacArthur Boulevard
Oakland, California

WELL ID	DATE	Phenol (µg/L)	Pyrene (µg/L)	1,2,4- Trichloro- benzene (svoc) (µg/L)	2,4,6- Trichloro- phenol (µg/L)	2,4,5- Trichloro- phenol (µg/L)	Carbon (organic, total) (µg/L)	Chromium VI (µg/L)	Chromium (total) (µg/L)	Iron Ferrous (µg/L)	Manganese (dissolved) (µg/L)	Manganese (total) (µg/L)	Molyb- denum (total) (µg/L)
MW-3 cont.	10/3/2008	--	--	--	--	--	--	--	--	--	--	--	--
	1/22/2009	--	--	--	--	--	--	--	--	--	--	--	--
	4/13/2009	--	--	--	--	--	3.0	ND<2.0	14	1,800	2,800	2,500	4.7
	7/23/2009	--	--	--	--	--	--	--	--	--	--	--	--
	2/1/2010	--	--	--	--	--	--	--	--	--	--	--	--
	8/2/2010	--	--	--	--	--	--	--	--	--	--	--	--
MW-3B	11/1/2010	--	--	--	--	--	--	--	--	--	--	--	--
	1/31/2011	--	--	--	--	--	--	--	--	--	--	--	--
	4/26/2011	--	--	--	--	--	--	--	--	--	--	--	--
	7/25/2011	--	--	--	--	--	--	--	--	--	--	--	--
	10/7/2011	--	--	--	--	--	--	--	--	--	--	--	--
	1/23/2012	--	--	--	--	--	--	--	--	--	--	--	--
	4/6/2012	--	--	--	--	--	--	--	--	--	--	--	--
	7/24/2012	--	--	--	--	--	--	--	--	--	--	--	--
	2/8/2013	--	--	--	--	--	--	--	--	--	--	--	--
MW-4	9/28/1999	--	--	--	--	--	--	--	--	--	--	--	--
	4/4/2001	--	--	--	--	--	--	--	--	--	--	--	--
	7/17/2001	--	--	--	--	--	--	--	--	--	--	--	--
	7/18/2002	--	--	--	--	--	--	--	--	--	--	--	--
	10/7/2002	--	--	--	--	--	--	--	--	--	--	--	--
	1/6/2003	--	--	--	--	--	--	--	--	--	--	--	--
	4/7/2003	--	--	--	--	--	--	--	--	--	--	--	--
	7/7/2003	--	--	--	--	--	--	--	--	--	--	--	--
	10/9/2003	--	--	--	--	--	--	--	--	--	--	--	--
	1/14/2004	--	--	--	--	--	--	--	--	--	--	--	--
	4/28/2004	--	--	--	--	--	--	--	--	--	--	--	--
	7/12/2004	--	--	--	--	--	--	--	--	--	--	--	--
	10/25/2004	--	--	--	--	--	--	--	--	--	--	--	--
	1/17/2005	--	--	--	--	--	--	--	--	--	--	--	--
	4/6/2005	--	--	--	--	--	--	--	--	--	--	--	--
	7/8/2005	--	--	--	--	--	--	--	--	--	--	--	--
	10/7/2005	--	--	--	--	--	--	--	--	--	--	--	--
	1/27/2006	--	--	--	--	--	--	--	--	--	--	--	--
	4/28/2006	--	--	--	--	--	--	--	--	--	--	--	--
	7/28/2006	--	--	--	--	--	--	--	--	--	--	--	--
	10/27/2006	--	--	--	--	--	--	--	--	--	--	--	--
	1/10/2007	--	--	--	--	--	--	--	--	--	--	--	--
	4/13/2007	--	--	--	--	--	--	--	--	--	--	--	--
7/19/2007	--	--	--	--	--	--	--	--	--	--	--	--	
10/8/2007	--	--	--	--	--	--	--	--	--	--	--	--	

Table 7i
Historical Groundwater Analytical Results - Additional Analytes
76 Service Station No. 1156 (351645)
4276 MacArthur Boulevard
Oakland, California

WELL ID	DATE	Phenol (µg/L)	Pyrene (µg/L)	1,2,4- Trichloro- benzene (svoc) (µg/L)	2,4,6- Trichloro- phenol (µg/L)	2,4,5- Trichloro- phenol (µg/L)	Carbon (organic, total) (µg/L)	Chromium VI (µg/L)	Chromium (total) (µg/L)	Iron Ferrous (µg/L)	Manganese (dissolved) (µg/L)	Manganese (total) (µg/L)	Molyb- denum (total) (µg/L)
MW-4 cont.	1/9/2008	--	--	--	--	--	--	--	--	--	--	--	--
	4/4/2008	--	--	--	--	--	--	--	--	--	--	--	--
	7/3/2008	--	--	--	--	--	--	--	--	--	--	--	--
	10/3/2008	--	--	--	--	--	--	--	--	--	--	--	--
	1/22/2009	--	--	--	--	--	--	--	--	--	--	--	--
	4/13/2009	--	--	--	--	--	1.9	ND<2.0	8.1	1,500	2,000	3,500	7.2
	7/23/2009	--	--	--	--	--	--	--	--	--	--	--	--
	2/1/2010	--	--	--	--	--	--	--	--	--	--	--	--
	8/2/2010	--	--	--	--	--	--	--	--	--	--	--	--
MW-4B	11/1/2010	--	--	--	--	--	--	--	--	--	--	--	--
	1/31/2011	--	--	--	--	--	--	--	--	--	--	--	--
	4/26/2011	--	--	--	--	--	--	--	--	--	--	--	--
	7/25/2011	--	--	--	--	--	--	--	--	--	--	--	--
	10/7/2011	--	--	--	--	--	--	--	--	--	--	--	--
	1/23/2012	--	--	--	--	--	--	--	--	--	--	--	--
	4/6/2012	--	--	--	--	--	--	--	--	--	--	--	--
	7/24/2012	--	--	--	--	--	--	--	--	--	--	--	--
	2/8/2013	--	--	--	--	--	--	--	--	--	--	--	--
MW-5	7/18/2002	--	--	--	--	--	--	--	--	--	--	--	--
	10/7/2002	--	--	--	--	--	--	--	--	--	--	--	--
	1/6/2003	--	--	--	--	--	--	--	--	--	--	--	--
	4/7/2003	--	--	--	--	--	--	--	--	--	--	--	--
	7/7/2003	--	--	--	--	--	--	--	--	--	--	--	--
	10/9/2003	--	--	--	--	--	--	--	--	--	--	--	--
	1/14/2004	--	--	--	--	--	--	--	--	--	--	--	--
	4/28/2004	--	--	--	--	--	--	--	--	--	--	--	--
	7/12/2004	--	--	--	--	--	--	--	--	--	--	--	--
	10/25/2004	--	--	--	--	--	--	--	--	--	--	--	--
	1/17/2005	--	--	--	--	--	--	--	--	--	--	--	--
	4/6/2005	--	--	--	--	--	--	--	--	--	--	--	--
	7/8/2005	--	--	--	--	--	--	--	--	--	--	--	--
	10/7/2005	--	--	--	--	--	--	--	--	--	--	--	--
	1/27/2006	--	--	--	--	--	--	--	--	--	--	--	--
	4/28/2006	--	--	--	--	--	--	--	--	--	--	--	--
	7/28/2006	--	--	--	--	--	--	--	--	--	--	--	--
	10/27/2006	--	--	--	--	--	--	--	--	--	--	--	--
	1/10/2007	--	--	--	--	--	--	--	--	--	--	--	--
	4/13/2007	--	--	--	--	--	--	--	--	--	--	--	--
7/19/2007	--	--	--	--	--	--	--	--	--	--	--	--	
10/8/2007	--	--	--	--	--	--	--	--	--	--	--	--	

Table 7i
Historical Groundwater Analytical Results - Additional Analytes
76 Service Station No. 1156 (351645)
4276 MacArthur Boulevard
Oakland, California

WELL ID	DATE	Phenol (µg/L)	Pyrene (µg/L)	1,2,4- Trichloro- benzene (svoc) (µg/L)	2,4,6- Trichloro- phenol (µg/L)	2,4,5- Trichloro- phenol (µg/L)	Carbon (organic, total) (µg/L)	Chromium VI (µg/L)	Chromium (total) (µg/L)	Iron Ferrous (µg/L)	Manganese (dissolved) (µg/L)	Manganese (total) (µg/L)	Molyb- denum (total) (µg/L)
MW-5 cont.	1/9/2008	--	--	--	--	--	--	--	--	--	--	--	--
	4/4/2008	--	--	--	--	--	--	--	--	--	--	--	--
	7/3/2008	--	--	--	--	--	--	--	--	--	--	--	--
	10/3/2008	--	--	--	--	--	--	--	--	--	--	--	--
	1/22/2009	--	--	--	--	--	--	--	--	--	--	--	--
	4/13/2009	--	--	--	--	--	1.4	ND<2.0	19	ND<500	1.4	650	1.2
	7/23/2009	--	--	--	--	--	--	--	--	--	--	--	--
	2/1/2010	--	--	--	--	--	--	--	--	--	--	--	--
	8/2/2010	--	--	--	--	--	--	--	--	--	--	--	--
	1/31/2011	--	--	--	--	--	--	--	--	--	--	--	--
	4/26/2011	--	--	--	--	--	--	--	--	--	--	--	--
	7/25/2011	--	--	--	--	--	--	--	--	--	--	--	--
	10/7/2011	--	--	--	--	--	--	--	--	--	--	--	--
	1/23/2012	--	--	--	--	--	--	--	--	--	--	--	--
	4/6/2012	--	--	--	--	--	--	--	--	--	--	--	--
	7/24/2012	--	--	--	--	--	--	--	--	--	--	--	--
	2/8/2013	--	--	--	--	--	--	--	--	--	--	--	--
MW-6	7/18/2002	--	--	--	--	--	--	--	--	--	--	--	--
	10/7/2002	--	--	--	--	--	--	--	--	--	--	--	--
	1/6/2003	--	--	--	--	--	--	--	--	--	--	--	--
	4/7/2003	--	--	--	--	--	--	--	--	--	--	--	--
	7/7/2003	--	--	--	--	--	--	--	--	--	--	--	--
	10/9/2003	--	--	--	--	--	--	--	--	--	--	--	--
	1/14/2004	--	--	--	--	--	--	--	--	--	--	--	--
	4/28/2004	--	--	--	--	--	--	--	--	--	--	--	--
	7/12/2004	--	--	--	--	--	--	--	--	--	--	--	--
	10/25/2004	--	--	--	--	--	--	--	--	--	--	--	--
	1/17/2005	--	--	--	--	--	--	--	--	--	--	--	--
	4/6/2005	--	--	--	--	--	--	--	--	--	--	--	--
	7/8/2005	--	--	--	--	--	--	--	--	--	--	--	--
	10/7/2005	--	--	--	--	--	--	--	--	--	--	--	--
	1/27/2006	--	--	--	--	--	--	--	--	--	--	--	--
	4/28/2006	--	--	--	--	--	--	--	--	--	--	--	--
	7/28/2006	--	--	--	--	--	--	--	--	--	--	--	--
	10/27/2006	--	--	--	--	--	--	--	--	--	--	--	--
	1/10/2007	--	--	--	--	--	--	--	--	--	--	--	--
	4/13/2007	--	--	--	--	--	--	--	--	--	--	--	--
	7/19/2007	--	--	--	--	--	--	--	--	--	--	--	--
10/8/2007	--	--	--	--	--	--	--	--	--	--	--	--	
1/9/2008	--	--	--	--	--	--	--	--	--	--	--	--	
4/4/2008	--	--	--	--	--	--	--	--	--	--	--	--	

Table 7i
Historical Groundwater Analytical Results - Additional Analytes
76 Service Station No. 1156 (351645)
4276 MacArthur Boulevard
Oakland, California

WELL ID	DATE	Phenol (µg/L)	Pyrene (µg/L)	1,2,4- Trichloro- benzene (svoc) (µg/L)	2,4,6- Trichloro- phenol (µg/L)	2,4,5- Trichloro- phenol (µg/L)	Carbon (organic, total) (µg/L)	Chromium VI (µg/L)	Chromium (total) (µg/L)	Iron Ferrous (µg/L)	Manganese (dissolved) (µg/L)	Manganese (total) (µg/L)	Molyb- denum (total) (µg/L)	
MW-6 cont.	7/3/2008	--	--	--	--	--	--	--	--	--	--	--	--	
	10/3/2008	--	--	--	--	--	--	--	--	--	--	--	--	
	1/22/2009	--	--	--	--	--	--	--	--	--	--	--	--	
	4/13/2009	--	--	--	--	--	1.4	ND<2.0	32	ND<500	14	530	2.6	
MW-7	7/18/2002	--	--	--	--	--	--	--	--	--	--	--	--	
	10/7/2002	--	--	--	--	--	--	--	--	--	--	--	--	
	1/6/2003	--	--	--	--	--	--	--	--	--	--	--	--	
	4/7/2003	--	--	--	--	--	--	--	--	--	--	--	--	
	7/7/2003	--	--	--	--	--	--	--	--	--	--	--	--	
	10/9/2003	--	--	--	--	--	--	--	--	--	--	--	--	
	1/14/2004	--	--	--	--	--	--	--	--	--	--	--	--	
	4/28/2004	--	--	--	--	--	--	--	--	--	--	--	--	
	7/12/2004	--	--	--	--	--	--	--	--	--	--	--	--	
	10/25/2004	--	--	--	--	--	--	--	--	--	--	--	--	
	1/17/2005	--	--	--	--	--	--	--	--	--	--	--	--	
	4/6/2005	--	--	--	--	--	--	--	--	--	--	--	--	
	7/8/2005	--	--	--	--	--	--	--	--	--	--	--	--	
	10/7/2005	--	--	--	--	--	--	--	--	--	--	--	--	
	1/27/2006	--	--	--	--	--	--	--	--	--	--	--	--	
	4/28/2006	--	--	--	--	--	--	--	--	--	--	--	--	
	7/28/2006	--	--	--	--	--	--	--	--	--	--	--	--	
	10/27/2006	--	--	--	--	--	--	--	--	--	--	--	--	
	1/10/2007	--	--	--	--	--	--	--	--	--	--	--	--	
	7/19/2007	--	--	--	--	--	--	--	--	--	--	--	--	
	10/8/2007	--	--	--	--	--	--	--	--	--	--	--	--	
	1/9/2008	--	--	--	--	--	--	--	--	--	--	--	--	
	4/4/2008	--	--	--	--	--	--	--	--	--	--	--	--	
	7/3/2008	--	--	--	--	--	--	--	--	--	--	--	--	
	10/3/2008	--	--	--	--	--	--	--	--	--	--	--	--	
	1/22/2009	--	--	--	--	--	--	--	--	--	--	--	--	
	4/13/2009	--	--	--	--	--	--	2.3	ND<2.0	100	3,200	960	2,300	1.1
	7/23/2009	--	--	--	--	--	--	--	--	--	--	--	--	--
	2/1/2010	--	--	--	--	--	--	--	--	--	--	--	--	--
	8/2/2010	--	--	--	--	--	--	--	--	--	--	--	--	--
	1/31/2011	--	--	--	--	--	--	--	--	--	--	--	--	--
	4/26/2011	--	--	--	--	--	--	--	--	--	--	--	--	--
7/25/2011	--	--	--	--	--	--	--	--	--	--	--	--	--	
10/7/2011	--	--	--	--	--	--	--	--	--	--	--	--	--	
1/23/2012	--	--	--	--	--	--	--	--	--	--	--	--	--	
4/6/2012	--	--	--	--	--	--	--	--	--	--	--	--	--	
7/24/2012	--	--	--	--	--	--	--	--	--	--	--	--	--	

Table 7i
Historical Groundwater Analytical Results - Additional Analytes
76 Service Station No. 1156 (351645)
4276 MacArthur Boulevard
Oakland, California

WELL ID	DATE	Phenol (µg/L)	Pyrene (µg/L)	1,2,4- Trichloro- benzene (svoc) (µg/L)	2,4,6- Trichloro- phenol (µg/L)	2,4,5- Trichloro- phenol (µg/L)	Carbon (organic, total) (µg/L)	Chromium VI (µg/L)	Chromium (total) (µg/L)	Iron Ferrous (µg/L)	Manganese (dissolved) (µg/L)	Manganese (total) (µg/L)	Molyb- denum (total) (µg/L)
MW-7 cont.	2/8/2013	--	--	--	--	--	--	--	--	--	--	--	--
MW-8	1/18/2008	--	--	--	--	--	--	--	--	--	--	--	--
	4/4/2008	--	--	--	--	--	--	--	--	--	--	--	--
	7/3/2008	--	--	--	--	--	--	--	--	--	--	--	--
	10/3/2008	--	--	--	--	--	--	--	--	--	--	--	--
	1/22/2009	--	--	--	--	--	--	--	--	--	--	--	--
	4/13/2009	--	--	--	--	--	0.48	ND<2.0	3.3	130	ND<1.0	47	1.2
	7/23/2009	--	--	--	--	--	--	--	--	--	--	--	--
	2/1/2010	--	--	--	--	--	--	--	--	--	--	--	--

NOTES:

ND<# = Analyte not detected at or above indicated practical quantitation limit

-- = Not sampled

µg/L = Micrograms per liter

ID = Identification

Table 7j
Historical Groundwater Analytical Results - Additional Analytes
76 Service Station No. 1156 (351645)
4276 MacArthur Boulevard
Oakland, California

WELL ID	DATE	Molybdenum (dissolved) (µg/L)	Selenium (total) (µg/L)	Selenium (dissolved) (µg/L)	Vanadium (total) (µg/L)	Vanadium (dissolved) (µg/L)	Bromate (µg/L)	Bromide (µg/L)	Chloride (µg/L)	Nitrogen as Nitrate (µg/L)	Sulfate (µg/L)	Alkalinity (total) (µg/L)	Specific Conductance (µg/L)
MW-1	7/20/1999	--	--	--	--	--	--	--	--	--	--	--	--
	9/28/1999	--	--	--	--	--	--	--	--	--	--	--	--
	1/7/2000	--	--	--	--	--	--	--	--	--	--	--	--
	3/31/2000	--	--	--	--	--	--	--	--	--	--	--	--
	7/14/2000	--	--	--	--	--	--	--	--	--	--	--	--
	10/3/2000	--	--	--	--	--	--	--	--	--	--	--	--
	1/3/2001	--	--	--	--	--	--	--	--	--	--	--	--
	4/4/2001	--	--	--	--	--	--	--	--	--	--	--	--
	7/17/2001	--	--	--	--	--	--	--	--	--	--	--	--
	10/5/2001	--	--	--	--	--	--	--	--	--	--	--	--
	1/28/2002	--	--	--	--	--	--	--	--	--	--	--	--
	4/25/2002	--	--	--	--	--	--	--	--	--	--	--	--
	7/18/2002	--	--	--	--	--	--	--	--	--	--	--	--
	10/7/2002	--	--	--	--	--	--	--	--	--	--	--	--
	1/6/2003	--	--	--	--	--	--	--	--	--	--	--	--
	4/7/2003	--	--	--	--	--	--	--	--	--	--	--	--
	7/7/2003	--	--	--	--	--	--	--	--	--	--	--	--
	10/9/2003	--	--	--	--	--	--	--	--	--	--	--	--
	1/14/2004	--	--	--	--	--	--	--	--	--	--	--	--
	4/28/2004	--	--	--	--	--	--	--	--	--	--	--	--
	7/12/2004	--	--	--	--	--	--	--	--	--	--	--	--
	10/25/2004	--	--	--	--	--	--	--	--	--	--	--	--
	1/17/2005	--	--	--	--	--	--	--	--	--	--	--	--
	4/6/2005	--	--	--	--	--	--	--	--	--	--	--	--
	7/8/2005	--	--	--	--	--	--	--	--	--	--	--	--
	10/7/2005	--	--	--	--	--	--	--	--	--	--	--	--
	1/27/2006	--	--	--	--	--	--	--	--	--	--	--	--
	4/28/2006	--	--	--	--	--	--	--	--	--	--	--	--
	7/28/2006	--	--	--	--	--	--	--	--	--	--	--	--
	10/27/2006	--	--	--	--	--	--	--	--	--	--	--	--
	1/10/2007	--	--	--	--	--	--	--	--	--	--	--	--
	4/13/2007	--	--	--	--	--	--	--	--	--	--	--	--
	7/19/2007	--	--	--	--	--	--	--	--	--	--	--	--
	1/9/2008	--	--	--	--	--	--	--	--	--	--	--	--
	4/4/2008	--	--	--	--	--	--	--	--	--	--	--	--
	7/3/2008	--	--	--	--	--	--	--	--	--	--	--	--
	10/3/2008	--	--	--	--	--	--	--	--	--	--	--	--
	1/22/2009	--	--	--	--	--	--	--	--	--	--	--	--
	4/13/2009	7.5	ND<2.0	ND<2.0	ND<3.0	ND<3.0	ND<25	0.77	23	ND<0.44	ND<1.0	390	750
	7/23/2009	--	--	--	--	--	--	--	--	--	--	--	--
	2/1/2010	--	--	--	--	--	--	--	--	--	--	--	--
	8/2/2010	--	--	--	--	--	--	--	--	--	--	--	--

Table 7j
Historical Groundwater Analytical Results - Additional Analytes
76 Service Station No. 1156 (351645)
4276 MacArthur Boulevard
Oakland, California

WELL ID	DATE	Molybdenum (dissolved) (µg/L)	Selenium (total) (µg/L)	Selenium (dissolved) (µg/L)	Vanadium (total) (µg/L)	Vanadium (dissolved) (µg/L)	Bromate (µg/L)	Bromide (µg/L)	Chloride (µg/L)	Nitrogen as Nitrate (µg/L)	Sulfate (µg/L)	Alkalinity (total) (µg/L)	Specific Conductance (µg/L)
MW-1B	11/1/2010	--	--	--	--	--	--	--	--	--	--	--	--
	1/31/2011	--	--	--	--	--	--	--	--	--	--	--	--
	4/26/2011	--	--	--	--	--	--	--	--	--	--	--	--
	7/25/2011	--	--	--	--	--	--	--	--	--	--	--	--
	10/7/2011	--	--	--	--	--	--	--	--	--	--	--	--
	1/23/2012	--	--	--	--	--	--	--	--	--	--	--	--
	4/6/2012	--	--	--	--	--	--	--	--	--	--	--	--
	7/24/2012	--	--	--	--	--	--	--	--	--	--	--	--
	2/8/2013	--	--	--	--	--	--	--	--	--	--	--	--
MW-2	9/28/1999	--	--	--	--	--	--	--	--	--	--	--	--
	4/4/2001	--	--	--	--	--	--	--	--	--	--	--	--
	7/17/2001	--	--	--	--	--	--	--	--	--	--	--	--
	7/18/2002	--	--	--	--	--	--	--	--	--	--	--	--
	10/7/2002	--	--	--	--	--	--	--	--	--	--	--	--
	1/6/2003	--	--	--	--	--	--	--	--	--	--	--	--
	4/7/2003	--	--	--	--	--	--	--	--	--	--	--	--
	7/7/2003	--	--	--	--	--	--	--	--	--	--	--	--
	10/9/2003	--	--	--	--	--	--	--	--	--	--	--	--
	1/14/2004	--	--	--	--	--	--	--	--	--	--	--	--
	4/28/2004	--	--	--	--	--	--	--	--	--	--	--	--
	7/12/2004	--	--	--	--	--	--	--	--	--	--	--	--
	10/25/2004	--	--	--	--	--	--	--	--	--	--	--	--
	1/17/2005	--	--	--	--	--	--	--	--	--	--	--	--
	4/6/2005	--	--	--	--	--	--	--	--	--	--	--	--
	7/8/2005	--	--	--	--	--	--	--	--	--	--	--	--
	10/7/2005	--	--	--	--	--	--	--	--	--	--	--	--
	1/27/2006	--	--	--	--	--	--	--	--	--	--	--	--
	4/28/2006	--	--	--	--	--	--	--	--	--	--	--	--
	7/28/2006	--	--	--	--	--	--	--	--	--	--	--	--
	10/27/2006	--	--	--	--	--	--	--	--	--	--	--	--
	1/10/2007	--	--	--	--	--	--	--	--	--	--	--	--
	4/13/2007	--	--	--	--	--	--	--	--	--	--	--	--
	7/19/2007	--	--	--	--	--	--	--	--	--	--	--	--
	10/8/2007	--	--	--	--	--	--	--	--	--	--	--	--
	1/9/2008	--	--	--	--	--	--	--	--	--	--	--	--
	4/4/2008	--	--	--	--	--	--	--	--	--	--	--	--
	7/3/2008	--	--	--	--	--	--	--	--	--	--	--	--
10/3/2008	--	--	--	--	--	--	--	--	--	--	--	--	
1/22/2009	--	--	--	--	--	--	--	--	--	--	--	--	
4/13/2009	--	ND<1.0	ND<2.0	ND<2.0	31	12	ND<25	0.40	25	0.85	14	350	688
7/23/2009	--	--	--	--	--	--	--	--	--	--	--	--	--
2/1/2010	--	--	--	--	--	--	--	--	--	--	--	--	--

Table 7j
Historical Groundwater Analytical Results - Additional Analytes
76 Service Station No. 1156 (351645)
4276 MacArthur Boulevard
Oakland, California

WELL ID	DATE	Molybdenum (dissolved) (µg/L)	Selenium (total) (µg/L)	Selenium (dissolved) (µg/L)	Vanadium (total) (µg/L)	Vanadium (dissolved) (µg/L)	Bromate (µg/L)	Bromide (µg/L)	Chloride (µg/L)	Nitrogen as Nitrate (µg/L)	Sulfate (µg/L)	Alkalinity (total) (µg/L)	Specific Conductance (µg/L)
MW-2 cont.	8/2/2010	--	--	--	--	--	--	--	--	--	--	--	--
MW-2B	11/1/2010	--	--	--	--	--	--	--	--	--	--	--	--
	1/31/2011	--	--	--	--	--	--	--	--	--	--	--	--
	4/26/2011	--	--	--	--	--	--	--	--	--	--	--	--
	7/25/2011	--	--	--	--	--	--	--	--	--	--	--	--
	10/7/2011	--	--	--	--	--	--	--	--	--	--	--	--
	1/23/2012	--	--	--	--	--	--	--	--	--	--	--	--
	4/6/2012	--	--	--	--	--	--	--	--	--	--	--	--
	7/24/2012	--	--	--	--	--	--	--	--	--	--	--	--
	2/8/2013	--	--	--	--	--	--	--	--	--	--	--	--
MW-3	9/28/1999	--	--	--	--	--	--	--	--	--	--	--	--
	4/4/2001	--	--	--	--	--	--	--	--	--	--	--	--
	7/17/2001	--	--	--	--	--	--	--	--	--	--	--	--
	7/18/2002	--	--	--	--	--	--	--	--	--	--	--	--
	10/7/2002	--	--	--	--	--	--	--	--	--	--	--	--
	1/6/2003	--	--	--	--	--	--	--	--	--	--	--	--
	4/7/2003	--	--	--	--	--	--	--	--	--	--	--	--
	7/7/2003	--	--	--	--	--	--	--	--	--	--	--	--
	10/9/2003	--	--	--	--	--	--	--	--	--	--	--	--
	1/14/2004	--	--	--	--	--	--	--	--	--	--	--	--
	4/28/2004	--	--	--	--	--	--	--	--	--	--	--	--
	7/12/2004	--	--	--	--	--	--	--	--	--	--	--	--
	10/25/2004	--	--	--	--	--	--	--	--	--	--	--	--
	1/17/2005	--	--	--	--	--	--	--	--	--	--	--	--
	4/6/2005	--	--	--	--	--	--	--	--	--	--	--	--
	7/8/2005	--	--	--	--	--	--	--	--	--	--	--	--
	10/7/2005	--	--	--	--	--	--	--	--	--	--	--	--
	1/27/2006	--	--	--	--	--	--	--	--	--	--	--	--
	4/28/2006	--	--	--	--	--	--	--	--	--	--	--	--
	7/28/2006	--	--	--	--	--	--	--	--	--	--	--	--
	10/27/2006	--	--	--	--	--	--	--	--	--	--	--	--
	1/10/2007	--	--	--	--	--	--	--	--	--	--	--	--
	4/13/2007	--	--	--	--	--	--	--	--	--	--	--	--
	7/19/2007	--	--	--	--	--	--	--	--	--	--	--	--
	10/8/2007	--	--	--	--	--	--	--	--	--	--	--	--
	1/9/2008	--	--	--	--	--	--	--	--	--	--	--	--
	4/4/2008	--	--	--	--	--	--	--	--	--	--	--	--
	7/3/2008	--	--	--	--	--	--	--	--	--	--	--	--
	10/3/2008	--	--	--	--	--	--	--	--	--	--	--	--
	1/22/2009	--	--	--	--	--	--	--	--	--	--	--	--
4/13/2009		3.7	ND<2.0	ND<2.0	22	ND<3.0	ND<25	0.41	30	2.9	16	360	681

Table 7j
Historical Groundwater Analytical Results - Additional Analytes
76 Service Station No. 1156 (351645)
4276 MacArthur Boulevard
Oakland, California

WELL ID	DATE	Molybdenum (dissolved) (µg/L)	Selenium (total) (µg/L)	Selenium (dissolved) (µg/L)	Vanadium (total) (µg/L)	Vanadium (dissolved) (µg/L)	Bromate (µg/L)	Bromide (µg/L)	Chloride (µg/L)	Nitrogen as Nitrate (µg/L)	Sulfate (µg/L)	Alkalinity (total) (µg/L)	Specific Conductance (µg/L)
MW-3 cont.	7/23/2009	--	--	--	--	--	--	--	--	--	--	--	--
	2/1/2010	--	--	--	--	--	--	--	--	--	--	--	--
	8/2/2010	--	--	--	--	--	--	--	--	--	--	--	--
MW-3B	11/1/2010	--	--	--	--	--	--	--	--	--	--	--	--
	1/31/2011	--	--	--	--	--	--	--	--	--	--	--	--
	4/26/2011	--	--	--	--	--	--	--	--	--	--	--	--
	7/25/2011	--	--	--	--	--	--	--	--	--	--	--	--
	10/7/2011	--	--	--	--	--	--	--	--	--	--	--	--
	1/23/2012	--	--	--	--	--	--	--	--	--	--	--	--
	4/6/2012	--	--	--	--	--	--	--	--	--	--	--	--
	7/24/2012	--	--	--	--	--	--	--	--	--	--	--	--
	2/8/2013	--	--	--	--	--	--	--	--	--	--	--	--
	MW-4	9/28/1999	--	--	--	--	--	--	--	--	--	--	--
4/4/2001		--	--	--	--	--	--	--	--	--	--	--	--
7/17/2001		--	--	--	--	--	--	--	--	--	--	--	--
7/18/2002		--	--	--	--	--	--	--	--	--	--	--	--
10/7/2002		--	--	--	--	--	--	--	--	--	--	--	--
1/6/2003		--	--	--	--	--	--	--	--	--	--	--	--
4/7/2003		--	--	--	--	--	--	--	--	--	--	--	--
7/7/2003		--	--	--	--	--	--	--	--	--	--	--	--
10/9/2003		--	--	--	--	--	--	--	--	--	--	--	--
1/14/2004		--	--	--	--	--	--	--	--	--	--	--	--
4/28/2004		--	--	--	--	--	--	--	--	--	--	--	--
7/12/2004		--	--	--	--	--	--	--	--	--	--	--	--
10/25/2004		--	--	--	--	--	--	--	--	--	--	--	--
1/17/2005		--	--	--	--	--	--	--	--	--	--	--	--
4/6/2005		--	--	--	--	--	--	--	--	--	--	--	--
7/8/2005		--	--	--	--	--	--	--	--	--	--	--	--
10/7/2005		--	--	--	--	--	--	--	--	--	--	--	--
1/27/2006		--	--	--	--	--	--	--	--	--	--	--	--
4/28/2006		--	--	--	--	--	--	--	--	--	--	--	--
7/28/2006		--	--	--	--	--	--	--	--	--	--	--	--
10/27/2006		--	--	--	--	--	--	--	--	--	--	--	--
1/10/2007		--	--	--	--	--	--	--	--	--	--	--	--
4/13/2007		--	--	--	--	--	--	--	--	--	--	--	--
7/19/2007		--	--	--	--	--	--	--	--	--	--	--	--
10/8/2007		--	--	--	--	--	--	--	--	--	--	--	--
1/9/2008		--	--	--	--	--	--	--	--	--	--	--	--
4/4/2008		--	--	--	--	--	--	--	--	--	--	--	--
7/3/2008	--	--	--	--	--	--	--	--	--	--	--	--	
10/3/2008	--	--	--	--	--	--	--	--	--	--	--	--	

Table 7j
Historical Groundwater Analytical Results - Additional Analytes
76 Service Station No. 1156 (351645)
4276 MacArthur Boulevard
Oakland, California

WELL ID	DATE	Molybdenum (dissolved) (µg/L)	Selenium (total) (µg/L)	Selenium (dissolved) (µg/L)	Vanadium (total) (µg/L)	Vanadium (dissolved) (µg/L)	Bromate (µg/L)	Bromide (µg/L)	Chloride (µg/L)	Nitrogen as Nitrate (µg/L)	Sulfate (µg/L)	Alkalinity (total) (µg/L)	Specific Conductance (µg/L)
MW-4 cont.	1/22/2009	--	--	--	--	--	--	--	--	--	--	--	--
	4/13/2009	6.4	ND<2.0	ND<2.0	13	3.4	ND<25	0.40	37	4.4	23	320	704
	7/23/2009	--	--	--	--	--	--	--	--	--	--	--	--
	2/1/2010	--	--	--	--	--	--	--	--	--	--	--	--
	8/2/2010	--	--	--	--	--	--	--	--	--	--	--	--
MW-4B	11/1/2010	--	--	--	--	--	--	--	--	--	--	--	--
	1/31/2011	--	--	--	--	--	--	--	--	--	--	--	--
	4/26/2011	--	--	--	--	--	--	--	--	--	--	--	--
	7/25/2011	--	--	--	--	--	--	--	--	--	--	--	--
	10/7/2011	--	--	--	--	--	--	--	--	--	--	--	--
	1/23/2012	--	--	--	--	--	--	--	--	--	--	--	--
	4/6/2012	--	--	--	--	--	--	--	--	--	--	--	--
	7/24/2012	--	--	--	--	--	--	--	--	--	--	--	--
2/8/2013	--	--	--	--	--	--	--	--	--	--	--	--	
MW-5	7/18/2002	--	--	--	--	--	--	--	--	--	--	--	--
	10/7/2002	--	--	--	--	--	--	--	--	--	--	--	--
	1/6/2003	--	--	--	--	--	--	--	--	--	--	--	--
	4/7/2003	--	--	--	--	--	--	--	--	--	--	--	--
	7/7/2003	--	--	--	--	--	--	--	--	--	--	--	--
	10/9/2003	--	--	--	--	--	--	--	--	--	--	--	--
	1/14/2004	--	--	--	--	--	--	--	--	--	--	--	--
	4/28/2004	--	--	--	--	--	--	--	--	--	--	--	--
	7/12/2004	--	--	--	--	--	--	--	--	--	--	--	--
	10/25/2004	--	--	--	--	--	--	--	--	--	--	--	--
	1/17/2005	--	--	--	--	--	--	--	--	--	--	--	--
	4/6/2005	--	--	--	--	--	--	--	--	--	--	--	--
	7/8/2005	--	--	--	--	--	--	--	--	--	--	--	--
	10/7/2005	--	--	--	--	--	--	--	--	--	--	--	--
	1/27/2006	--	--	--	--	--	--	--	--	--	--	--	--
	4/28/2006	--	--	--	--	--	--	--	--	--	--	--	--
	7/28/2006	--	--	--	--	--	--	--	--	--	--	--	--
	10/27/2006	--	--	--	--	--	--	--	--	--	--	--	--
	1/10/2007	--	--	--	--	--	--	--	--	--	--	--	--
	4/13/2007	--	--	--	--	--	--	--	--	--	--	--	--
	7/19/2007	--	--	--	--	--	--	--	--	--	--	--	--
	10/8/2007	--	--	--	--	--	--	--	--	--	--	--	--
	1/9/2008	--	--	--	--	--	--	--	--	--	--	--	--
4/4/2008	--	--	--	--	--	--	--	--	--	--	--	--	
7/3/2008	--	--	--	--	--	--	--	--	--	--	--	--	
10/3/2008	--	--	--	--	--	--	--	--	--	--	--	--	
1/22/2009	--	--	--	--	--	--	--	--	--	--	--	--	

Table 7j
Historical Groundwater Analytical Results - Additional Analytes
76 Service Station No. 1156 (351645)
4276 MacArthur Boulevard
Oakland, California

WELL ID	DATE	Molybdenum (dissolved) (µg/L)	Selenium (total) (µg/L)	Selenium (dissolved) (µg/L)	Vanadium (total) (µg/L)	Vanadium (dissolved) (µg/L)	Bromate (µg/L)	Bromide (µg/L)	Chloride (µg/L)	Nitrogen as Nitrate (µg/L)	Sulfate (µg/L)	Alkalinity (total) (µg/L)	Specific Conductance (µg/L)
MW-5 cont.	4/13/2009	1.5	ND<2.0	ND<2.0	59	6.1	ND<25	0.71	68	5.7	26	350	860
	7/23/2009	--	--	--	--	--	--	--	--	--	--	--	--
	2/1/2010	--	--	--	--	--	--	--	--	--	--	--	--
	8/2/2010	--	--	--	--	--	--	--	--	--	--	--	--
	1/31/2011	--	--	--	--	--	--	--	--	--	--	--	--
	4/26/2011	--	--	--	--	--	--	--	--	--	--	--	--
	7/25/2011	--	--	--	--	--	--	--	--	--	--	--	--
	10/7/2011	--	--	--	--	--	--	--	--	--	--	--	--
	1/23/2012	--	--	--	--	--	--	--	--	--	--	--	--
	4/6/2012	--	--	--	--	--	--	--	--	--	--	--	--
	7/24/2012	--	--	--	--	--	--	--	--	--	--	--	--
	2/8/2013	--	--	--	--	--	--	--	--	--	--	--	--
	MW-6	7/18/2002	--	--	--	--	--	--	--	--	--	--	--
10/7/2002		--	--	--	--	--	--	--	--	--	--	--	--
1/6/2003		--	--	--	--	--	--	--	--	--	--	--	--
4/7/2003		--	--	--	--	--	--	--	--	--	--	--	--
7/7/2003		--	--	--	--	--	--	--	--	--	--	--	--
10/9/2003		--	--	--	--	--	--	--	--	--	--	--	--
1/14/2004		--	--	--	--	--	--	--	--	--	--	--	--
4/28/2004		--	--	--	--	--	--	--	--	--	--	--	--
7/12/2004		--	--	--	--	--	--	--	--	--	--	--	--
10/25/2004		--	--	--	--	--	--	--	--	--	--	--	--
1/17/2005		--	--	--	--	--	--	--	--	--	--	--	--
4/6/2005		--	--	--	--	--	--	--	--	--	--	--	--
7/8/2005		--	--	--	--	--	--	--	--	--	--	--	--
10/7/2005		--	--	--	--	--	--	--	--	--	--	--	--
1/27/2006		--	--	--	--	--	--	--	--	--	--	--	--
4/28/2006		--	--	--	--	--	--	--	--	--	--	--	--
7/28/2006		--	--	--	--	--	--	--	--	--	--	--	--
10/27/2006		--	--	--	--	--	--	--	--	--	--	--	--
1/10/2007		--	--	--	--	--	--	--	--	--	--	--	--
4/13/2007		--	--	--	--	--	--	--	--	--	--	--	--
7/19/2007		--	--	--	--	--	--	--	--	--	--	--	--
10/8/2007		--	--	--	--	--	--	--	--	--	--	--	--
1/9/2008		--	--	--	--	--	--	--	--	--	--	--	--
4/4/2008		--	--	--	--	--	--	--	--	--	--	--	--
7/3/2008		--	--	--	--	--	--	--	--	--	--	--	--
10/3/2008		--	--	--	--	--	--	--	--	--	--	--	--
1/22/2009		--	--	--	--	--	--	--	--	--	--	--	--
	4/13/2009	2.9	ND<2.0	ND<2.0	80	5.2	ND<25	0.58	72	8.9	37	280	754
MW-7	7/18/2002	--	--	--	--	--	--	--	--	--	--	--	--

Table 7j
Historical Groundwater Analytical Results - Additional Analytes
76 Service Station No. 1156 (351645)
4276 MacArthur Boulevard
Oakland, California

WELL ID	DATE	Molybdenum (dissolved) (µg/L)	Selenium (total) (µg/L)	Selenium (dissolved) (µg/L)	Vanadium (total) (µg/L)	Vanadium (dissolved) (µg/L)	Bromate (µg/L)	Bromide (µg/L)	Chloride (µg/L)	Nitrogen as Nitrate (µg/L)	Sulfate (µg/L)	Alkalinity (total) (µg/L)	Specific Conductance (µg/L)	
MW-7 cont.	10/7/2002	--	--	--	--	--	--	--	--	--	--	--	--	
	1/6/2003	--	--	--	--	--	--	--	--	--	--	--	--	
	4/7/2003	--	--	--	--	--	--	--	--	--	--	--	--	
	7/7/2003	--	--	--	--	--	--	--	--	--	--	--	--	
	10/9/2003	--	--	--	--	--	--	--	--	--	--	--	--	
	1/14/2004	--	--	--	--	--	--	--	--	--	--	--	--	
	4/28/2004	--	--	--	--	--	--	--	--	--	--	--	--	
	7/12/2004	--	--	--	--	--	--	--	--	--	--	--	--	
	10/25/2004	--	--	--	--	--	--	--	--	--	--	--	--	
	1/17/2005	--	--	--	--	--	--	--	--	--	--	--	--	
	4/6/2005	--	--	--	--	--	--	--	--	--	--	--	--	
	7/8/2005	--	--	--	--	--	--	--	--	--	--	--	--	
	10/7/2005	--	--	--	--	--	--	--	--	--	--	--	--	
	1/27/2006	--	--	--	--	--	--	--	--	--	--	--	--	
	4/28/2006	--	--	--	--	--	--	--	--	--	--	--	--	
	7/28/2006	--	--	--	--	--	--	--	--	--	--	--	--	
	10/27/2006	--	--	--	--	--	--	--	--	--	--	--	--	
	1/10/2007	--	--	--	--	--	--	--	--	--	--	--	--	
	7/19/2007	--	--	--	--	--	--	--	--	--	--	--	--	
	10/8/2007	--	--	--	--	--	--	--	--	--	--	--	--	
	1/9/2008	--	--	--	--	--	--	--	--	--	--	--	--	
	4/4/2008	--	--	--	--	--	--	--	--	--	--	--	--	
	7/3/2008	--	--	--	--	--	--	--	--	--	--	--	--	
	10/3/2008	--	--	--	--	--	--	--	--	--	--	--	--	
	1/22/2009	--	--	--	--	--	--	--	--	--	--	--	--	
	4/13/2009	1.3	ND<2.0	ND<2.0	190	5.6	ND<25	0.50	37	ND<0.44	9.3	430	848	
	7/23/2009	--	--	--	--	--	--	--	--	--	--	--	--	--
	2/1/2010	--	--	--	--	--	--	--	--	--	--	--	--	--
	8/2/2010	--	--	--	--	--	--	--	--	--	--	--	--	--
	1/31/2011	--	--	--	--	--	--	--	--	--	--	--	--	--
4/26/2011	--	--	--	--	--	--	--	--	--	--	--	--	--	
7/25/2011	--	--	--	--	--	--	--	--	--	--	--	--	--	
10/7/2011	--	--	--	--	--	--	--	--	--	--	--	--	--	
1/23/2012	--	--	--	--	--	--	--	--	--	--	--	--	--	
4/6/2012	--	--	--	--	--	--	--	--	--	--	--	--	--	
7/24/2012	--	--	--	--	--	--	--	--	--	--	--	--	--	
2/8/2013	--	--	--	--	--	--	--	--	--	--	--	--	--	
MW-8	1/18/2008	--	--	--	--	--	--	--	--	--	--	--	--	
	4/4/2008	--	--	--	--	--	--	--	--	--	--	--	--	
	7/3/2008	--	--	--	--	--	--	--	--	--	--	--	--	
	10/3/2008	--	--	--	--	--	--	--	--	--	--	--	--	
	1/22/2009	--	--	--	--	--	--	--	--	--	--	--	--	

Table 7j
Historical Groundwater Analytical Results - Additional Analytes
76 Service Station No. 1156 (351645)
4276 MacArthur Boulevard
Oakland, California

WELL ID	DATE	Molybdenum (dissolved) (µg/L)	Selenium (total) (µg/L)	Selenium (dissolved) (µg/L)	Vanadium (total) (µg/L)	Vanadium (dissolved) (µg/L)	Bromate (µg/L)	Bromide (µg/L)	Chloride (µg/L)	Nitrogen as Nitrate (µg/L)	Sulfate (µg/L)	Alkalinity (total) (µg/L)	Specific Conductance (µg/L)
MW-8 cont.	4/13/2009	1.2	ND<2.0	ND<2.0	12	4.5	ND<25	ND<0.10	81	19	40	210	690
	7/23/2009	--	--	--	--	--	--	--	--	--	--	--	--
	2/1/2010	--	--	--	--	--	--	--	--	--	--	--	--

NOTES:

ND<# = Analyte not detected at or above indicated practical quantitation limit

-- = Not sampled

µg/L = Micrograms per liter

ID = Identification

Table 7k
Historical Groundwater Analytical Results - Additional Analytes
76 Service Station No. 1156 (351645)
4276 MacArthur Boulevard
Oakland, California

WELL ID	DATE	Pre-purge Dissolved Oxygen (mg/L)	Post-purge Dissolved Oxygen (mg/L)	Pre-purge ORP (mV)	Post-purge ORP (mV)
MW-1	7/20/1999	--	--	--	--
	9/28/1999	--	--	--	--
	1/7/2000	--	--	--	--
	3/31/2000	--	--	--	--
	7/14/2000	--	--	--	--
	10/3/2000	--	--	--	--
	1/3/2001	--	--	--	--
	4/4/2001	--	--	--	--
	7/17/2001	--	--	--	--
	10/5/2001	--	--	--	--
	1/28/2002	--	--	--	--
	4/25/2002	--	--	--	--
	7/18/2002	--	--	--	--
	10/7/2002	--	--	--	--
	1/6/2003	--	--	--	--
	4/7/2003	--	--	--	--
	7/7/2003	--	--	--	--
	10/9/2003	--	--	--	--
	1/14/2004	--	--	--	--
	4/28/2004	--	--	--	--
	7/12/2004	--	--	--	--
	10/25/2004	--	--	--	--
	1/17/2005	--	--	--	--
	4/6/2005	--	--	--	--
	7/8/2005	--	--	--	--
	10/7/2005	--	--	--	--
	1/27/2006	--	--	--	--
	4/28/2006	--	--	--	--
	7/28/2006	--	--	--	--
	10/27/2006	--	--	--	--
	1/10/2007	--	--	--	--
	4/13/2007	--	--	--	--
	7/19/2007	--	--	--	--
	1/9/2008	--	--	--	--
	4/4/2008	--	--	--	--
	7/3/2008	--	--	--	--
	10/3/2008	--	--	--	--
	1/22/2009	--	--	--	--
	4/13/2009	0.75	--	-102	--
	7/23/2009	2.47	--	-23	--
	2/1/2010	1.18	0.81	-98	-108

Table 7k
Historical Groundwater Analytical Results - Additional Analytes
76 Service Station No. 1156 (351645)
4276 MacArthur Boulevard
Oakland, California

WELL ID	DATE	Pre-purge Dissolved Oxygen (mg/L)	Post-purge Dissolved Oxygen (mg/L)	Pre-purge ORP (mV)	Post-purge ORP (mV)
MW-1 cont.	8/2/2010	0.72	0.59	-82	-97
MW-1B	11/1/2010	2.80	0.93	121	111
	1/31/2011	2.57	1.32	152	159
	4/26/2011	3.05	1.90	173	182
	7/25/2011	--	--	--	--
	10/7/2011	--	--	--	--
	1/23/2012	1.63	0.67	84	80
	7/24/2012	1.36	0.70	74	95
	2/8/2013	1.8	1.7	52	61
	7/10/2013	2.0	1.8	55	58
	1/16/2014	3.3	1.2	158	99
	MW-2	9/28/1999	--	--	--
4/4/2001		--	--	--	--
7/17/2001		--	--	--	--
7/18/2002		--	--	--	--
10/7/2002		--	--	--	--
1/6/2003		--	--	--	--
4/7/2003		--	--	--	--
7/7/2003		--	--	--	--
10/9/2003		--	--	--	--
1/14/2004		--	--	--	--
4/28/2004		--	--	--	--
7/12/2004		--	--	--	--
10/25/2004		--	--	--	--
1/17/2005		--	--	--	--
4/6/2005		--	--	--	--
7/8/2005		--	--	--	--
10/7/2005		--	--	--	--
1/27/2006		--	--	--	--
4/28/2006		--	--	--	--
7/28/2006		--	--	--	--
10/27/2006		--	--	--	--
1/10/2007	--	--	--	--	
4/13/2007	--	--	--	--	
7/19/2007	--	--	--	--	
10/8/2007	--	--	--	--	
1/9/2008	--	--	--	--	
4/4/2008	--	--	--	--	
7/3/2008	--	--	--	--	

Table 7k
Historical Groundwater Analytical Results - Additional Analytes
76 Service Station No. 1156 (351645)
4276 MacArthur Boulevard
Oakland, California

WELL ID	DATE	Pre-purge Dissolved Oxygen (mg/L)	Post-purge Dissolved Oxygen (mg/L)	Pre-purge ORP (mV)	Post-purge ORP (mV)
MW-2 cont.	10/3/2008	--	--	--	--
	1/22/2009	--	--	--	--
	4/13/2009	0.65	0.49	-27	-15
	7/23/2009	2.57	7.09	56	14
	2/1/2010	2.13	1.51	3	-14
	8/2/2010	0.97	0.62	-7	-12
MW-2B	11/1/2010	1.30	1.06	113	115
	1/31/2011	1.25	0.89	159	159
	4/26/2011	4.27	2.42	173	180
	7/25/2011	--	--	--	--
	10/7/2011	--	--	--	--
	1/23/2012	0.98	--	108	--
	7/24/2012	0.67	1.10	69	67
	2/8/2013	1.9	1.7	79	86
	7/10/2013	1.7	1.5	54	60
	1/16/2014	2.2	1.8	75	90
MW-3	9/28/1999	--	--	--	--
	4/4/2001	--	--	--	--
	7/17/2001	--	--	--	--
	7/18/2002	--	--	--	--
	10/7/2002	--	--	--	--
	1/6/2003	--	--	--	--
	4/7/2003	--	--	--	--
	7/7/2003	--	--	--	--
	10/9/2003	--	--	--	--
	1/14/2004	--	--	--	--
	4/28/2004	--	--	--	--
	7/12/2004	--	--	--	--
	10/25/2004	--	--	--	--
	1/17/2005	--	--	--	--
	4/6/2005	--	--	--	--
	7/8/2005	--	--	--	--
	10/7/2005	--	--	--	--
	1/27/2006	--	--	--	--
	4/28/2006	--	--	--	--
	7/28/2006	--	--	--	--
10/27/2006	--	--	--	--	
1/10/2007	--	--	--	--	
4/13/2007	--	--	--	--	

Table 7k
Historical Groundwater Analytical Results - Additional Analytes
76 Service Station No. 1156 (351645)
4276 MacArthur Boulevard
Oakland, California

WELL ID	DATE	Pre-purge Dissolved Oxygen (mg/L)	Post-purge Dissolved Oxygen (mg/L)	Pre-purge ORP (mV)	Post-purge ORP (mV)
MW-3 cont.	7/19/2007	--	--	--	--
	10/8/2007	--	--	--	--
	1/9/2008	--	--	--	--
	4/4/2008	--	--	--	--
	7/3/2008	--	--	--	--
	10/3/2008	--	--	--	--
	1/22/2009	--	--	--	--
	4/13/2009	0.64	0.38	-89	-82
	7/23/2009	5.14	6.14	-22	-56
	2/1/2010	2.12	0.79	-63	-89
	8/2/2010	0.81	0.62	-77	-59
MW-3B	11/1/2010	1.89	0.60	125	117
	1/31/2011	0.88	0.66	161	100
	4/26/2011	1.44	0.92	169	115
	7/25/2011	--	--	--	--
	10/7/2011	--	--	--	--
	1/23/2012	0.83	0.31	84	-9
	7/24/2012	0.64	0.49	-14	-53
	2/8/2013	1.4	1.2	-36	-47
	7/10/2013	1.7	1.4	-29	-32
	1/16/2014	1.5	1.2	-25	-42
MW-4	9/28/1999	--	--	--	--
	4/4/2001	--	--	--	--
	7/17/2001	--	--	--	--
	7/18/2002	--	--	--	--
	10/7/2002	--	--	--	--
	1/6/2003	--	--	--	--
	4/7/2003	--	--	--	--
	7/7/2003	--	--	--	--
	10/9/2003	--	--	--	--
	1/14/2004	--	--	--	--
	4/28/2004	--	--	--	--
	7/12/2004	--	--	--	--
	10/25/2004	--	--	--	--
	1/17/2005	--	--	--	--
	4/6/2005	--	--	--	--
	7/8/2005	--	--	--	--
	10/7/2005	--	--	--	--
	1/27/2006	--	--	--	--

Table 7k
Historical Groundwater Analytical Results - Additional Analytes
76 Service Station No. 1156 (351645)
4276 MacArthur Boulevard
Oakland, California

WELL ID	DATE	Pre-purge Dissolved Oxygen (mg/L)	Post-purge Dissolved Oxygen (mg/L)	Pre-purge ORP (mV)	Post-purge ORP (mV)
MW-4 cont.	4/28/2006	--	--	--	--
	7/28/2006	--	--	--	--
	10/27/2006	--	--	--	--
	1/10/2007	--	--	--	--
	4/13/2007	--	--	--	--
	7/19/2007	--	--	--	--
	10/8/2007	--	--	--	--
	1/9/2008	--	--	--	--
	4/4/2008	--	--	--	--
	7/3/2008	--	--	--	--
	10/3/2008	--	--	--	--
	1/22/2009	--	--	--	--
	4/13/2009	0.51	1.35	-67	-46
	7/23/2009	2.10	7.23	-28	-48
	2/1/2010	1.67	0.90	-76	-70
8/2/2010	0.74	0.57	-94	-64	
MW-4B	11/1/2010	1.31	0.63	77	83
	1/31/2011	3.13	1.72	151	145
	4/26/2011	4.19	1.97	234	221
	7/25/2011	--	--	--	--
	10/7/2011	--	--	--	--
	1/23/2012	2.18	3.96	161	124
	7/24/2012	1.37	0.91	2	8
	2/8/2013	2.2	2.1	86	95
	7/10/2013	2.4	2.2	24	27
	1/16/2014	2.0	1.5	65	49
MW-5	7/18/2002	--	--	--	--
	10/7/2002	--	--	--	--
	1/6/2003	--	--	--	--
	4/7/2003	--	--	--	--
	7/7/2003	--	--	--	--
	10/9/2003	--	--	--	--
	1/14/2004	--	--	--	--
	4/28/2004	--	--	--	--
	7/12/2004	--	--	--	--
	10/25/2004	--	--	--	--
	1/17/2005	--	--	--	--
	4/6/2005	--	--	--	--
	7/8/2005	--	--	--	--

Table 7k
Historical Groundwater Analytical Results - Additional Analytes
76 Service Station No. 1156 (351645)
4276 MacArthur Boulevard
Oakland, California

WELL ID	DATE	Pre-purge Dissolved Oxygen (mg/L)	Post-purge Dissolved Oxygen (mg/L)	Pre-purge ORP (mV)	Post-purge ORP (mV)
MW-5 cont.	10/7/2005	--	--	--	--
	1/27/2006	--	--	--	--
	4/28/2006	--	--	--	--
	7/28/2006	--	--	--	--
	10/27/2006	--	--	--	--
	1/10/2007	--	--	--	--
	4/13/2007	--	--	--	--
	7/19/2007	--	--	--	--
	10/8/2007	--	--	--	--
	1/9/2008	--	--	--	--
	4/4/2008	--	--	--	--
	7/3/2008	--	--	--	--
	10/3/2008	--	--	--	--
	1/22/2009	--	--	--	--
	4/13/2009	1.80	0.95	-21	-12
	7/23/2009	1.54	2.08	136	144
	2/1/2010	1.82	1.84	21	23
	8/2/2010	1.78	1.36	171	44
	1/31/2011	1.17	1.00	154	155
	4/26/2011	--	--	--	--
	7/25/2011	--	--	--	--
	10/7/2011	--	--	--	--
	1/23/2012	1.15	0.56	98	84
	7/24/2012	2.74	0.79	40	42
	2/8/2013	2.3	2.1	62	71
	7/10/2013	2.4	2.2	34	37
1/16/2014	2.6	2.1	125	107	
MW-6	7/18/2002	--	--	--	--
	10/7/2002	--	--	--	--
	1/6/2003	--	--	--	--
	4/7/2003	--	--	--	--
	7/7/2003	--	--	--	--
	10/9/2003	--	--	--	--
	1/14/2004	--	--	--	--
	4/28/2004	--	--	--	--
	7/12/2004	--	--	--	--
	10/25/2004	--	--	--	--
	1/17/2005	--	--	--	--
	4/6/2005	--	--	--	--
	7/8/2005	--	--	--	--

Table 7k
Historical Groundwater Analytical Results - Additional Analytes
76 Service Station No. 1156 (351645)
4276 MacArthur Boulevard
Oakland, California

WELL ID	DATE	Pre-purge Dissolved Oxygen (mg/L)	Post-purge Dissolved Oxygen (mg/L)	Pre-purge ORP (mV)	Post-purge ORP (mV)
MW-6 cont.	10/7/2005	--	--	--	--
	1/27/2006	--	--	--	--
	4/28/2006	--	--	--	--
	7/28/2006	--	--	--	--
	10/27/2006	--	--	--	--
	1/10/2007	--	--	--	--
	4/13/2007	--	--	--	--
	7/19/2007	--	--	--	--
	10/8/2007	--	--	--	--
	1/9/2008	--	--	--	--
	4/4/2008	--	--	--	--
	7/3/2008	--	--	--	--
	10/3/2008	--	--	--	--
	1/22/2009	--	--	--	--
	4/13/2009	0.80	0.54	-40	-32
MW-7	7/18/2002	--	--	--	--
	10/7/2002	--	--	--	--
	1/6/2003	--	--	--	--
	4/7/2003	--	--	--	--
	7/7/2003	--	--	--	--
	10/9/2003	--	--	--	--
	1/14/2004	--	--	--	--
	4/28/2004	--	--	--	--
	7/12/2004	--	--	--	--
	10/25/2004	--	--	--	--
	1/17/2005	--	--	--	--
	4/6/2005	--	--	--	--
	7/8/2005	--	--	--	--
	10/7/2005	--	--	--	--
	1/27/2006	--	--	--	--
	4/28/2006	--	--	--	--
	7/28/2006	--	--	--	--
	10/27/2006	--	--	--	--
	1/10/2007	--	--	--	--
	7/19/2007	--	--	--	--
10/8/2007	--	--	--	--	
1/9/2008	--	--	--	--	
4/4/2008	--	--	--	--	
7/3/2008	--	--	--	--	
10/3/2008	--	--	--	--	

Table 7k
Historical Groundwater Analytical Results - Additional Analytes
76 Service Station No. 1156 (351645)
4276 MacArthur Boulevard
Oakland, California

WELL ID	DATE	Pre-purge Dissolved Oxygen (mg/L)	Post-purge Dissolved Oxygen (mg/L)	Pre-purge ORP (mV)	Post-purge ORP (mV)
MW-7 cont.	1/22/2009	--	--	--	--
	4/13/2009	0.80	1.27	-21	-13
	7/23/2009	1.35	0.76	165	165
	2/1/2010	1.86	0.97	-33	-12
	8/2/2010	1.24	0.74	133	41
	1/31/2011	1.22	0.92	156	163
	4/26/2011	--	--	--	--
	7/25/2011	--	--	--	--
	10/7/2011	--	--	--	--
	1/23/2012	3.15	0.55	113	106
	7/24/2012	3.14	1.57	-108	-76
	2/8/2013	2.4	2.3	56	67
	7/10/2013	2.1	1.9	52	56
	1/16/2014	2.3	2.1	138	125
MW-8	1/18/2008	--	--	--	--
	4/4/2008	--	--	--	--
	7/3/2008	--	--	--	--
	10/3/2008	--	--	--	--
	1/22/2009	--	--	--	--
	4/13/2009	2.56	1.11	-70	-48
	7/23/2009	4.57	8.40	196	185
	2/1/2010	3.17	2.94	-17	-16
MW-9A	7/10/2013	1.4	1.1	59	58
	1/16/2014	2.2	1.8	28	10
MW-9B	7/10/2013	1.3	1.1	71	74
	1/16/2014	0.6	0.7	99	87
MW-10A	7/10/2013	1.9	1.5	81	84
	1/16/2014	1.0	0.7	34	22
MW-10B	7/10/2013	1.9	1.7	76	79
	1/16/2014	0.8	0.8	66	57
MW-11A	7/10/2013	1.6	1.4	43	49
	1/16/2014	1.8	1.7	60	46
MW-11B	7/10/2013	1.3	1.1	73	74
	1/16/2014	1.5	1.1	25	-83

Table 7k
Historical Groundwater Analytical Results - Additional Analytes
76 Service Station No. 1156 (351645)
4276 MacArthur Boulevard
Oakland, California

WELL ID	DATE	Pre-purge Dissolved Oxygen (mg/L)	Post-purge Dissolved Oxygen (mg/L)	Pre-purge ORP (mV)	Post-purge ORP (mV)
---------	------	--	---	--------------------------	---------------------------

NOTES:

ORP = Oxygen reduction potential

-- = Not monitored

mg/L = Milligrams per liter

mV = Millivolts

ID = Identification

Attachment 1

Groundwater Sampling/Purge Logs



GETTLER-RYAN INC.



TRANSMITTAL

January 29, 2014
G-R #385646

TO: Ms. Brenda Evans
AECOM
1220 Avenida Acaso
Camarillo, California 93012

FROM: Deanna L. Harding
Project Coordinator
Gettler-Ryan Inc.
6805 Sierra Court, Suite G
Dublin, California 94568

RE: **Chevron Facility**
#351645/1156
4276 Mac Arthur Boulevard
Oakland, California

WE HAVE ENCLOSED THE FOLLOWING:

COPIES	DESCRIPTION
VIA PDF	Groundwater Monitoring and Sampling Data Package First Semi-Annual Event of January 16, 2014

COMMENTS:

Pursuant to your request, we are providing you with copies of the above referenced data for your use.

Please provide us the updated historical data prior to the next monitoring and sampling event for our field use.

Please feel free to contact me if you have any comments/questions.

trans/351645/1156

STANDARD OPERATING PROCEDURE - GROUNDWATER SAMPLING

Gettler-Ryan Inc. (GR) field personnel adhere to the following procedures for the collection and handling of groundwater samples prior to analysis by the analytical laboratory. All work is performed in accordance with the GR Health & Safety Plan and all client-specific programs. The scope of work and type of analysis to be performed is determined prior to commencing field work.

Prior to sampling, the presence or absence of free-phase hydrocarbons is determined using an interface probe. Product thickness, if present, is measured to the nearest 0.01 foot and is noted in the field notes. In addition, all depth to water level measurements are collected with a static water level indicator and are also recorded in the field notes, prior to purging and sampling any wells.

After water levels are collected and prior to sampling, if purging is to occur, each well is purged a minimum of three well casing volumes of water using pre-cleaned pumps (stack, peristaltic or Grundfos), or disposable bailers. Temperature, pH and electrical conductivity are measured a minimum of three times during the purging (additional parameters such as dissolved oxygen, oxidation reduction potential, turbidity may also be measured, depending on specific scope of work.). Purging continues until these parameters stabilize.

Groundwater samples are collected using disposable bailers. The water samples are transferred from the bailer into appropriate containers. Pre-preserved containers, supplied by analytical laboratories, are used. When pre-preserved containers are not available, the laboratory is instructed to preserve the sample as appropriate. Duplicate samples are collected for the laboratory to use in maintaining quality assurance/quality control standards, as directed by the scope of work. The samples are labeled to include the job number, sample identification, collection date and time, analysis, preservation (if any), and the sample collector's initials. The water samples are placed in a cooler, maintained at 4°C for transport to the laboratory. Once collected in the field, all samples are maintained under chain of custody until delivered to the laboratory.

The chain of custody document includes the job number, type of preservation, if any, analysis requested, sample identification, date and time collected, and the sample collector's name. The chain of custody is signed and dated (including time of transfer) by each person who receives or surrenders the samples, beginning with the field personnel and ending with the laboratory personnel.

A laboratory supplied trip blank accompanies each sampling set. The trip blank is analyzed for some or all of the same compounds as the groundwater samples.

As requested by Chevron Environmental Management Company, the purge water and decontamination water generated during sampling activities is transported by Clean Harbors Environmental Services to Seaport Environmental located in Redwood City, California.



GETTLER - RYAN INC.

WELL MONITORING/SAMPLING FIELD DATA SHEET

Client/Facility#: Chevron #351645 / 1156
 Site Address: 4276 Macarthur Blvd.
 City: Oakland, CA

Job Number: 385646
 Event Date: 1/16/14 (inclusive)
 Sampler: GM

Well ID: MW-1B
 Well Diameter: 2 in.
 Total Depth: 24.95 ft.
 Depth to Water: 7.73 ft.
17.22 xVF 2.92 = 8.73

Date Monitored: 1/16/14

Volume	3/4"= 0.02	1"= 0.04	2"= 0.17	3"= 0.38
Factor (VF)	4"= 0.66	5"= 1.02	6"= 1.50	12"= 5.80

Check if water column is less then 0.50 ft.

Depth to Water w/ 80% Recharge [(Height of Water Column x 0.20) + DTW]: 11.7

Purge Equipment:

Disposable Bailer X
 Stainless Steel Bailer _____
 Stack Pump _____
 Suction Pump _____
 Grundfos _____
 Peristaltic Pump _____
 QED Bladder Pump _____
 Other: _____

Sampling Equipment:

Disposable Bailer _____ X
 Pressure Bailer _____ X
 Metal Filters _____ X
 Peristaltic Pump _____
 QED Bladder Pump _____
 Other: _____

Time Started: _____ (2400 hrs)
 Time Completed: _____ (2400 hrs)
 Depth to Product: _____ ft
 Depth to Water: _____ ft
 Hydrocarbon Thickness: 0 ft
 Visual Confirmation/Description: _____
 Skimmer / Absorbant Sock (circle one)
 Amt Removed from Skimmer: _____ gal
 Amt Removed from Well: _____ gal
 Water Removed: _____

Start Time (purge): 1025
 Sample Time/Date: 1115 1/16/14
 Approx. Flow Rate: _____ gpm.
 Did well de-water? NO If yes, Time: _____ Volume: _____ gal.

Weather Conditions: SUNNY
 Water Color: clear Odor: Y (R)
 Sediment Description: SL SILT
 DTW @ Sampling: 7.94

Time (2400 hr.)	Volume (gal.)	pH	Conductivity (µmhos/cm @ 25°C)	Temperature (°C / °F)	D.O. (mg/L)	ORP (mV)
<u>1030</u>	<u>3</u>	<u>7.50</u>	<u>0.73</u>	<u>22.0</u>	<u>Ph: 3.3</u>	<u>Ph: 158</u>
<u>1036</u>	<u>6</u>	<u>7.25</u>	<u>0.76</u>	<u>22.4</u>	<u>1.4</u>	<u>150</u>
<u>1041</u>	<u>9</u>	<u>7.21</u>	<u>0.78</u>	<u>22.4</u>	<u>1.5</u>	<u>113</u>
					<u>1.2</u>	<u>99</u>

LABORATORY INFORMATION

SAMPLE ID	(#) CONTAINER	REFRIG.	PRESERV. TYPE	LABORATORY	ANALYSES
<u>MW-1B</u>	<u>0 x vva vial</u>	<u>YES</u>	<u>HCL</u>	<u>BC LABS</u>	<u>TPH-GRO(8015M)/BTX(8021)/MTBE(8260)/ 8 OXYS(8260)</u>
	<u>1 x 1 liter ambers</u>	<u>YES</u>	<u>HCL</u>	<u>BC LABS</u>	<u>OIL & GREASE (1664)</u>
	<u>2 x 1 liter ambers</u>	<u>YES</u>	<u>NP</u>	<u>BC LABS</u>	<u>TPH-DRO w/sgc (8015M)</u>
	<u>1 x 250ml poly</u>	<u>YES</u>	<u>HCL</u>	<u>BC LABS</u>	<u>FERROUS IRON (SM20 35500 Fe B)</u>
	<u>2 x vva vial</u>	<u>YES</u>	<u>NP</u>	<u>BC LABS</u>	<u>METHANE (RSK-175)</u>
	<u>1 x 500ml poly</u>	<u>YES</u>	<u>NP</u>	<u>BC LABS</u>	<u>NITRATE/SULFATE (EPA 300.0)</u>
	<u>1 x 500ml poly</u>	<u>YES</u>	<u>HNO3</u>	<u>BC LABS</u>	<u>DISSOLVED MANGANESE (200.7)</u>

COMMENTS:

Add/Replaced Gasket: _____ Add/Replaced Bolt: _____ Add/Replaced Lock: _____ Add/Replaced Plug: _____



GETTLER-RYAN INC.

WELL MONITORING/SAMPLING FIELD DATA SHEET

Client/Facility#: Chevron #351645 / 1156
 Site Address: 4276 Macarthur Blvd.
 City: Oakland, CA

Job Number: 385646
 Event Date: 1.16.14 (inclusive)
 Sampler: FT

Well ID: MW-2B
 Well Diameter: 2 in.
 Total Depth: 24.91 ft.
 Depth to Water: 5.58 ft.

Date Monitored: 1.16.14

Volume Factor (VF)	3/4"= 0.02	1"= 0.04	2"= 0.17	3"= 0.38
	4"= 0.66	5"= 1.02	6"= 1.50	12"= 5.80

Check if water column is less than 0.50 ft.
19.33 xVF .17 = 3.28 x3 case volume = Estimated Purge Volume: 10.0 gal.

Depth to Water w/ 80% Recharge [(Height of Water Column x 0.20) + DTW]: 9.44

Purge Equipment:
 Disposable Bailer
 Stainless Steel Bailer _____
 Stack Pump _____
 Suction Pump _____
 Grundfos _____
 Peristaltic Pump _____
 QED Bladder Pump _____
 Other: _____

Sampling Equipment:
 Disposable Bailer
 Pressure Bailer
 Metal Filters
 Peristaltic Pump _____
 QED Bladder Pump _____
 Other: _____

Time Started: _____ (2400 hrs)
 Time Completed: _____ (2400 hrs)
 Depth to Product: _____ ft
 Depth to Water: _____ ft
 Hydrocarbon Thickness: _____ ft
 Visual Confirmation/Description: _____
 Skimmer / Absorbant Sock (circle one)
 Amt Removed from Skimmer: _____ gal
 Amt Removed from Well: _____ gal
 Water Removed: _____

Start Time (purge): 1315 Weather Conditions: Sunny
 Sample Time/Date: 1420 / 1.16.14 Water Color: CLEAN Odor: Y / N
 Approx. Flow Rate: _____ gpm. Sediment Description: NONE
 Did well de-water? NO If yes, Time: _____ Volume: _____ gal. DTW @ Sampling: 7.5L

Time (2400 hr.)	Volume (gal.)	pH	Conductivity (µmhos/cm - <u>DS</u>)	Temperature (<u>D</u> / F)	D.O. (mg/L)	ORP (mV)
<u>1321</u>	<u>35</u>	<u>7.52</u>	<u>890</u>	<u>19.6</u>	<u>PNE: 2.2</u>	<u>75</u>
<u>1327</u>	<u>7.0</u>	<u>7.49</u>	<u>885</u>	<u>19.9</u>	<u>2.1</u>	<u>79</u>
<u>1333</u>	<u>10.0</u>	<u>7.46</u>	<u>880</u>	<u>20.3</u>	<u>1.9</u>	<u>84</u>
					<u>1.8</u>	<u>90</u>

LABORATORY INFORMATION

SAMPLE ID	(#) CONTAINER	REFRIG.	PRESERV. TYPE	LABORATORY	ANALYSES
<u>MW-2B</u>	<u>6</u> x voa vial	YES	HCL	BC LABS	TPH-GRO(8015M)/BTEX(8021)/MTBE(8260)/8 OXYS(8260)
	<u>1</u> x 1 liter ambers	YES	HCL	BC LABS	OIL & GREASE (1664)
	<u>2</u> x 1 liter ambers	YES	NP	BC LABS	TPH-DRO w/sgc (8015M)
	<u>1</u> x 250ml poly	YES	HCL	BC LABS	FERROUS IRON (SM20 35500 Fe B)
	<u>2</u> x voa vial	YES	NP	BC LABS	METHANE (RSK-175)
	<u>1</u> x 500ml poly	YES	NP	BC LABS	NITRATE/SULFATE (EPA 300.0)
	<u>1</u> x 500ml poly	YES	HNO3	BC LABS	DISSOLVED MANGANESE (200.7)

COMMENTS: EMCO 12" OK

Add/Replaced Gasket: _____ Add/Replaced Bolt: _____ Add/Replaced Lock: _____ Add/Replaced Plug: _____



GETTLER-RYAN INC.

WELL MONITORING/SAMPLING FIELD DATA SHEET

Client/Facility#: Chevron #351645 / 1156 Job Number: 385646
 Site Address: 4276 Macarthur Blvd. Event Date: 1-16-14 (inclusive)
 City: Oakland, CA Sampler: FC

Well ID: MW-3B
 Well Diameter: 2 in.
 Total Depth: 24.93 ft.
 Depth to Water: 7.63 ft.
17.30 xVF = .17 = 2.94 x3 case volume = Estimated Purge Volume: 9.0 gal.

Date Monitored: 1-16-14

Volume	3/4"= 0.02	1"= 0.04	2"= 0.17	3"= 0.38
Factor (VF)	4"= 0.66	5"= 1.02	6"= 1.50	12"= 5.80

Check if water column is less than 0.50 ft.

Depth to Water w/ 80% Recharge [(Height of Water Column x 0.20) + DTW]: 11.09

Purge Equipment:

Disposable Bailer
 Stainless Steel Bailer _____
 Stack Pump _____
 Suction Pump _____
 Grundfos _____
 Peristaltic Pump _____
 QED Bladder Pump _____
 Other: _____

Sampling Equipment:

Disposable Bailer
 Pressure Bailer
 Metal Filters
 Peristaltic Pump _____
 QED Bladder Pump _____
 Other: _____

Time Started: _____ (2400 hrs)
 Time Completed: _____ (2400 hrs)
 Depth to Product: _____ ft
 Depth to Water: _____ ft
 Hydrocarbon Thickness: _____ ft
 Visual Confirmation/Description: _____
 Skimmer / Absorbant Sock (circle one)
 Amt Removed from Skimmer: _____ gal
 Amt Removed from Well: _____ gal
 Water Removed: _____

Start Time (purge): 1350 Weather Conditions: Sunny
 Sample Time/Date: 1505 / 1-16-14 Water Color: low Odor: 0 / N Strong
 Approx. Flow Rate: _____ gpm. Sediment Description: S. SILTY
 Did well de-water? NO If yes, Time: _____ Volume: _____ gal. DTW @ Sampling: 10.75

Time (2400 hr.)	Volume (gal.)	pH	Conductivity (µmhos/cm - <u>Ⓢ</u>)	Temperature (°C / F)	D.O. (mg/L)	ORP (mV)
<u>1356</u>	<u>3.0</u>	<u>7.41</u>	<u>1356</u>	<u>20.9</u>	<u>Pure: 1.5</u>	<u>-25</u>
<u>1402</u>	<u>6.0</u>	<u>7.39</u>	<u>1362</u>	<u>21.0</u>	<u>1.4</u>	<u>-30</u>
<u>1408</u>	<u>9.0</u>	<u>7.36</u>	<u>1369</u>	<u>21.3</u>	<u>1.3</u>	<u>-36</u>
					<u>1.2</u>	<u>-42</u>

LABORATORY INFORMATION

SAMPLE ID	(#) CONTAINER	REFRIG.	PRESERV. TYPE	LABORATORY	ANALYSES
<u>MW-3B</u>	<u>6</u> x vovial	YES	HCL	BC LABS	TPH-GRO(8015M)/BTEX(8021)/MTBE(8260)/8 OXYS(8260)
	<u>1</u> x 1 liter ambers	YES	HCL	BC LABS	OIL & GREASE (1664)
	<u>2</u> x 1 liter ambers	YES	NP	BC LABS	TPH-DRO w/sgc (8015M)
	<u>1</u> x 250ml poly	YES	HCL	BC LABS	FERROUS IRON (SM20 35500 Fe B)
	<u>2</u> x vovial	YES	NP	BC LABS	METHANE (RSK-175)
	<u>1</u> x 500ml poly	YES	NP	BC LABS	NITRATE/SULFATE (EPA 300.0)
	<u>1</u> x 500ml poly	YES	HNO3	BC LABS	DISSOLVED MANGANESE (200.7)

COMMENTS: Emco 12" OK

Add/Replaced Gasket: _____ Add/Replaced Bolt: _____ Add/Replaced Lock: _____ Add/Replaced Plug: _____



GETTLER-RYAN INC.

WELL MONITORING/SAMPLING FIELD DATA SHEET

Client/Facility#: Chevron #351645 / 1156 Job Number: 385646
 Site Address: 4276 Macarthur Blvd. Event Date: 1/16/14 (inclusive)
 City: Oakland, CA Sampler: GW

Well ID: MW-4B
 Well Diameter: 2 in.
 Total Depth: 24.89 ft.
 Depth to Water: 7.55 ft.
12.34 xVF 0.17 = 2.94

Date Monitored: 1/16/14

Volume Factor (VF)	3/4"= 0.02	1"= 0.04	2"= 0.17	3"= 0.38
	4"= 0.66	5"= 1.02	6"= 1.50	12"= 5.80

Check if water column is less than 0.50 ft.

x3 case volume = Estimated Purge Volume: 9 gal.

Depth to Water w/ 80% Recharge [(Height of Water Column x 0.20) + DTW]: 11.01

Purge Equipment:

Disposable Bailer X
 Stainless Steel Bailer _____
 Stack Pump _____
 Suction Pump _____
 Grundfos _____
 Peristaltic Pump _____
 QED Bladder Pump _____
 Other: _____

Sampling Equipment:

Disposable Bailer X
 Pressure Bailer X
 Metal Filters X
 Peristaltic Pump _____
 QED Bladder Pump _____
 Other: _____

Time Started: _____ (2400 hrs)
 Time Completed: _____ (2400 hrs)
 Depth to Product: _____ ft
 Depth to Water: _____ ft
 Hydrocarbon Thickness: 0 ft
 Visual Confirmation/Description: _____
 Skimmer / Absorbant Sock (circle one)
 Amt Removed from Skimmer: _____ gal
 Amt Removed from Well: _____ gal
 Water Removed: _____

Start Time (purge): 1420 Weather Conditions: Sunny
 Sample Time/Date: 1457 / 1/16/14 Water Color: cloudy Odor: NO
 Approx. Flow Rate: ✓ gpm. Sediment Description: silts
 Did well de-water? No If yes, Time: _____ Volume: _____ gal. DTW @ Sampling: 10.14

Time (2400 hr.)	Volume (gal.)	pH	Conductivity (pmhos/cm-µS)	Temperature (C F)	D.O. (mg/L)	ORP (mV)
<u>1424</u>	<u>3</u>	<u>7.44</u>	<u>0.71</u>	<u>22.4</u>	<u>PRE: 2.0</u>	<u>PRE: 65</u>
<u>1428</u>	<u>6</u>	<u>7.40</u>	<u>0.69</u>	<u>22.3</u>	<u>1.4</u>	<u>60</u>
<u>1432</u>	<u>9</u>	<u>7.36</u>	<u>0.68</u>	<u>21.9</u>	<u>1.4</u>	<u>56</u>
					<u>1.5</u>	<u>49</u>

LABORATORY INFORMATION

SAMPLE ID	(#) CONTAINER	REFRIG.	PRESERV. TYPE	LABORATORY	ANALYSES
<u>MW-4B</u>	<u>6</u> x vial	YES	HCL	BC LABS	TPH-GRO(8015M)/BTEX(8021)/MTBE(8260)/8 OXYS(8260)
	<u>1</u> x 1 liter ambers	YES	HCL	BC LABS	OIL & GREASE (1664)
	<u>2</u> x 1 liter ambers	YES	NP	BC LABS	TPH-DRO w/sgc (8015M)
	<u>1</u> x 250ml poly	YES	HCL	BC LABS	FERROUS IRON (SM20 35500 Fe B)
	<u>2</u> x vial	YES	NP	BC LABS	METHANE (RSK-175)
	<u>1</u> x 500ml poly	YES	NP	BC LABS	NITRATE/SULFATE (EPA 300.0)
	<u>1</u> x 500ml poly	YES	HNO3	BC LABS	DISSOLVED MANGANESE (200.7)

COMMENTS:

Add/Replaced Gasket: _____ Add/Replaced Bolt: _____ Add/Replaced Lock: 1 Add/Replaced Plug: 1



GETTLER-RYAN INC.

WELL MONITORING/SAMPLING FIELD DATA SHEET

Client/Facility#: Chevron #351645 / 1156
 Site Address: 4276 Macarthur Blvd.
 City: Oakland, CA

Job Number: 385646
 Event Date: 1.16.14 (inclusive)
 Sampler: Fr

Well ID: MW- 5
 Well Diameter: 2 in.
 Total Depth: 25.35 ft.
 Depth to Water: 2.82 ft.
22.53 xVF .17 = 3.83

Date Monitored: 1.16.14

Volume	3/4"= 0.02	1"= 0.04	2"= 0.17	3"= 0.38
Factor (VF)	4"= 0.66	5"= 1.02	6"= 1.50	12"= 5.80

Check if water column is less than 0.50 ft.
 x3 case volume = Estimated Purge Volume: 110 gal.

Depth to Water w/ 80% Recharge [(Height of Water Column x 0.20) + DTW]: 7.32

Purge Equipment:

Disposable Bailer
 Stainless Steel Bailer _____
 Stack Pump _____
 Suction Pump _____
 Grundfos _____
 Peristaltic Pump _____
 QED Bladder Pump _____
 Other: _____

Sampling Equipment:

Disposable Bailer
 Pressure Bailer
 Metal Filters
 Peristaltic Pump _____
 QED Bladder Pump _____
 Other: _____

Time Started: _____ (2400 hrs)
 Time Completed: _____ (2400 hrs)
 Depth to Product: _____ ft
 Depth to Water: _____ ft
 Hydrocarbon Thickness: _____ ft
 Visual Confirmation/Description: _____
 Skimmer / Absorbant Sock (circle one)
 Amt Removed from Skimmer: _____ gal
 Amt Removed from Well: _____ gal
 Water Removed: _____

Start Time (purge): 0930 Weather Conditions: SUNNY
 Sample Time/Date: 000 / 1.16.14 Water Color: CLEAR Odor: Y / 0
 Approx. Flow Rate: _____ gpm. Sediment Description: NONE
 Did well de-water? No If yes, Time: _____ Volume: _____ gal. DTW @ Sampling: 3.02

Time (2400 hr.)	Volume (gal.)	pH	Conductivity (µmhos/cm - <u>5</u>)	Temperature (° / F)	D.O. (mg/L)	ORP (mV)
<u>0936</u>	<u>3.5</u>	<u>7.68</u>	<u>856</u>	<u>17.7</u>	<u>PRE: 2.4</u>	<u>125</u>
<u>0942</u>	<u>7.0</u>	<u>7.65</u>	<u>852</u>	<u>18.1</u>	<u>2.4</u>	<u>114</u>
<u>0949</u>	<u>11.0</u>	<u>7.62</u>	<u>847</u>	<u>18.5</u>	<u>2.3</u>	<u>109</u>
					<u>2.1</u>	<u>107</u>

LABORATORY INFORMATION

SAMPLE ID	(#) CONTAINER	REFRIG.	PRESERV. TYPE	LABORATORY	ANALYSES
<u>MW- 5</u>	<u>6</u> x voa vial	YES	HCL	BC LABS	TPH-GRO(8015M)/BTEX(8021)/MTBE(8260)/8 OXYS(8260)
	<u>1</u> x 1 liter ambers	YES	HCL	BC LABS	OIL & GREASE (1664)
	<u>2</u> x 1 liter ambers	YES	NP	BC LABS	TPH-DRO w/sgc (8015M)
	<u>1</u> x 250ml poly	YES	HCL	BC LABS	FERROUS IRON (SM20 35500 Fe B)
	<u>2</u> x voa vial	YES	NP	BC LABS	METHANE (RSK-175)
	<u>1</u> x 500ml poly	YES	NP	BC LABS	NITRATE/SULFATE (EPA 300.0)
	<u>1</u> x 500ml poly	YES	HNO3	BC LABS	DISSOLVED MANGANESE (200.7)

COMMENTS: BOAWT L. 8" OK

Add/Replaced Gasket: _____ Add/Replaced Bolt: _____ Add/Replaced Lock: _____ Add/Replaced Plug: _____



GETTLER-RYAN Inc.

WELL MONITORING/SAMPLING FIELD DATA SHEET

Client/Facility#: Chevron #351645 / 1156 Job Number: 385646
 Site Address: 4276 Macarthur Blvd. Event Date: 1.16.14 (inclusive)
 City: Oakland, CA Sampler: FT

Well ID: MW-7 Date Monitored: 1.16.14
 Well Diameter: 2 in.
 Total Depth: 23.94 ft.
 Depth to Water: 7.86 ft. Check if water column is less than 0.50 ft.
16.08 xVF .17 = 2.73 x3 case volume = Estimated Purge Volume: 8.0 gal.

Volume	3/4"= 0.02	1"= 0.04	2"= 0.17	3"= 0.38
Factor (VF)	4"= 0.66	5"= 1.02	6"= 1.50	12"= 5.80

Depth to Water w/ 80% Recharge [(Height of Water Column x 0.20) + DTW]: 11.07

Purge Equipment:

Disposable Bailer
 Stainless Steel Bailer _____
 Stack Pump _____
 Suction Pump _____
 Grundfos _____
 Peristaltic Pump _____
 QED Bladder Pump _____
 Other: _____

Sampling Equipment:

Disposable Bailer
 Pressure Bailer _____
 Metal Filters _____
 Peristaltic Pump _____
 QED Bladder Pump _____
 Other: _____

Time Started: _____ (2400 hrs)
 Time Completed: _____ (2400 hrs)
 Depth to Product: _____ ft
 Depth to Water: _____ ft
 Hydrocarbon Thickness: _____ ft
 Visual Confirmation/Description: _____
 Skimmer / Absorbant Sock (circle one)
 Amt Removed from Skimmer: _____ gal
 Amt Removed from Well: _____ gal
 Water Removed: _____

Start Time (purge): 1045 Weather Conditions: SUNNY
 Sample Time/Date: 1115 1.16.14 Water Color: LT. BAY Odor: Y / (N)
 Approx. Flow Rate: / gpm. Sediment Description: S. SILTY
 Did well de-water? No If yes, Time: _____ Volume: _____ gal. DTW @ Sampling: 10.96

Time (2400 hr.)	Volume (gal.)	pH	Conductivity (µmhos/cm) (MS)	Temperature (° / F)	D.O. (mg/L)	ORP (mV)
<u>1050</u>	<u>2.5</u>	<u>7.56</u>	<u>809</u>	<u>18.3</u>	<u>PRE: 2.3</u>	<u>138</u>
<u>1055</u>	<u>5.0</u>	<u>7.53</u>	<u>802</u>	<u>18.6</u>	<u>2.1</u>	<u>132</u>
<u>1101</u>	<u>8.0</u>	<u>7.51</u>	<u>798</u>	<u>19.0</u>	<u>2.2</u>	<u>128</u>
					<u>2.1</u>	<u>125</u>

LABORATORY INFORMATION

SAMPLE ID	(#) CONTAINER	REFRIG.	PRESERV. TYPE	LABORATORY	ANALYSES
<u>MW-7</u>	<u>6</u> x vov vial	YES	HCL	BC LABS	TPH-GRO(8015M)/BTEX(8021)/MTBE(8260)/8 OXYS(8260)
	<u>1</u> x 1 liter ambers	YES	HCL	BC LABS	OIL & GREASE (1664)
	<u>2</u> x 1 liter ambers	YES	NP	BC LABS	TPH-DRO w/sgc (8015M)
	<u>1</u> x 250ml poly	YES	HCL	BC LABS	FERROUS IRON (SM20 35500 Fe B)
	<u>2</u> x vov vial	YES	NP	BC LABS	METHANE (RSK-175)
	<u>1</u> x 500ml poly	YES	NP	BC LABS	NITRATE/SULFATE (EPA 300.0)
	<u>1</u> x 500ml poly	YES	HNO3	BC LABS	DISSOLVED MANGANESE (200.7)

COMMENTS: Emco 12" (S=1)

Add/Replaced Gasket: _____ Add/Replaced Bolt: _____ Add/Replaced Lock: _____ Add/Replaced Plug: _____



GETTLER-RYAN INC.

WELL MONITORING/SAMPLING FIELD DATA SHEET

Client/Facility#: Chevron #351645 / 1156 Job Number: 385646
 Site Address: 4276 Macarthur Blvd. Event Date: 1/16/14 (inclusive)
 City: Oakland, CA Sampler: Crpl

Well ID: MW-9A Date Monitored: 1/16/14
 Well Diameter: 2 in.
 Total Depth: 15.10 ft.
 Depth to Water: 6.24 ft. Check if water column is less than 0.50 ft.
3.86 xVF 0.17 = 1.50 x3 case volume = Estimated Purge Volume: 4.5 gal.
 Depth to Water w/ 80% Recharge [(Height of Water Column x 0.20) + DTW]: 8.01

Volume	3/4"= 0.02	1"= 0.04	2"= 0.17	3"= 0.38
Factor (VF)	4"= 0.66	5"= 1.02	6"= 1.50	12"= 5.80

Purge Equipment:

Disposable Bailer X
 Stainless Steel Bailer _____
 Stack Pump _____
 Suction Pump _____
 Grundfos _____
 Peristaltic Pump _____
 QED Bladder Pump _____
 Other: _____

Sampling Equipment:

Disposable Bailer X
 Pressure Bailer X
 Metal Filters X
 Peristaltic Pump _____
 QED Bladder Pump _____
 Other: _____

Time Started: _____ (2400 hrs)
 Time Completed: _____ (2400 hrs)
 Depth to Product: _____ ft
 Depth to Water: _____ ft
 Hydrocarbon Thickness: 6 ft
 Visual Confirmation/Description: _____
 Skimmer / Absorbant Sock (circle one)
 Amt Removed from Skimmer: _____ gal
 Amt Removed from Well: _____ gal
 Water Removed: _____

Start Time (purge): 1005 Weather Conditions: SUNNY
 Sample Time/Date: 14051 Water Color: CLOUDY Odor: DN STANG
 Approx. Flow Rate: _____ gpm. Sediment Description: FINE
 Did well de-water? NO If yes, Time: _____ Volume: _____ gal. DTW @ Sampling: 7.91

Time (2400 hr.)	Volume (gal.)	pH	Conductivity (µmhos/cm - µS)	Temperature (°C / F)	D.O. (mg/L)	ORP (mV)
<u>1008</u>	<u>1.5</u>	<u>7.14</u>	<u>1.81</u>	<u>21.6</u>	<u>2.2</u>	<u>29</u>
<u>1012</u>	<u>3</u>	<u>7.15</u>	<u>1.80</u>	<u>22.0</u>	<u>1.4</u>	<u>15</u>
<u>1015</u>	<u>4.5</u>	<u>7.11</u>	<u>1.78</u>	<u>21.9</u>	<u>1.6</u>	<u>14</u>
					<u>1.8</u>	<u>10</u>

LABORATORY INFORMATION

SAMPLE ID	(#) CONTAINER	REFRIG.	PRESERV. TYPE	LABORATORY	ANALYSES
<u>MW-9A</u>	<u>6x vva vial</u>	<u>YES</u>	<u>HCL</u>	<u>BC LABS</u>	<u>TPH-GRO(8015M)/BTEX(8021)/MTBE(8260)/8 OXYS(8260)</u>
	<u>1 x 1 liter ambers</u>	<u>YES</u>	<u>HCL</u>	<u>BC LABS</u>	<u>OIL & GREASE (1664)</u>
	<u>2x 1 liter ambers</u>	<u>YES</u>	<u>NP</u>	<u>BC LABS</u>	<u>TPH-DRO w/sgc (8015M)</u>
	<u>1 x 250ml poly</u>	<u>YES</u>	<u>HCL</u>	<u>BC LABS</u>	<u>FERROUS IRON (SM20 35500 Fe B)</u>
	<u>2 x vva vial</u>	<u>YES</u>	<u>NP</u>	<u>BC LABS</u>	<u>METHANE (RSK-175)</u>
	<u>1 x 500ml poly</u>	<u>YES</u>	<u>NP</u>	<u>BC LABS</u>	<u>NITRATE/SULFATE (EPA 300.0)</u>
	<u>1 x 500ml poly</u>	<u>YES</u>	<u>HNO3</u>	<u>BC LABS</u>	<u>DISSOLVED MANGANESE (200.7)</u>

COMMENTS: Slow Recovery

Add/Replaced Gasket: _____ Add/Replaced Bolt: _____ Add/Replaced Lock: _____ Add/Replaced Plug: _____



GETTLER-RYAN INC.

WELL MONITORING/SAMPLING FIELD DATA SHEET

Client/Facility#: Chevron #351645 / 1156
 Site Address: 4276 Macarthur Blvd.
 City: Oakland, CA

Job Number: 385646
 Event Date: 1/16/14 (inclusive)
 Sampler: GUY

Well ID: MW-9B
 Well Diameter: 2 in.
 Total Depth: 20.20 ft.
 Depth to Water: 6.57 ft.
13.63 xVF 0.17 = 2.31

Date Monitored: 1/16/14

Volume	3/4"= 0.02	1"= 0.04	2"= 0.17	3"= 0.38
Factor (VF)	4"= 0.66	5"= 1.02	6"= 1.50	12"= 5.80

Check if water column is less than 0.50 ft.

Depth to Water w/ 80% Recharge [(Height of Water Column x 0.20) + DTW]: 9.29 gal.

Purge Equipment:

Disposable Bailer X
 Stainless Steel Bailer _____
 Stack Pump _____
 Suction Pump _____
 Grundfos _____
 Peristaltic Pump _____
 QED Bladder Pump _____
 Other: _____

Sampling Equipment:

Disposable Bailer X
 Pressure Bailer X
 Metal Filters X
 Peristaltic Pump _____
 QED Bladder Pump _____
 Other: _____

Time Started: _____ (2400 hrs)
 Time Completed: _____ (2400 hrs)
 Depth to Product: _____ ft
 Depth to Water: _____ ft
 Hydrocarbon Thickness: 0 ft
 Visual Confirmation/Description: _____
 Skimmer / Absorbant Sock (circle one)
 Amt Removed from Skimmer: _____ gal
 Amt Removed from Well: _____ gal
 Water Removed: _____

Start Time (purge): 1125
 Sample Time/Date: 1210 / 1/16/14
 Approx. Flow Rate: _____ gpm.
 Did well de-water? no If yes, Time: _____ Volume: _____ gal.

Weather Conditions: Cloudy
 Water Color: Clear Odor: YIN
 Sediment Description: SLT
 DTW @ Sampling: 4.84

Time (2400 hr.)	Volume (gal.)	pH	Conductivity (µmhos/cm - µS)	Temperature (C / F)	D.O. (mg/L)	ORP (mV)
<u>PDE</u>	<u>-</u>	<u>-</u>	<u>-</u>	<u>-</u>	<u>0.6</u>	<u>99</u>
<u>1128</u>	<u>2.5</u>	<u>7.14</u>	<u>0.92</u>	<u>22.5</u>	<u>0.9</u>	<u>98</u>
<u>1132</u>	<u>5</u>	<u>7.20</u>	<u>0.79</u>	<u>22.3</u>	<u>0.8</u>	<u>89</u>
<u>1136</u>	<u>7</u>	<u>7.17</u>	<u>0.79</u>	<u>21.9</u>	<u>.7</u>	<u>87</u>

LABORATORY INFORMATION

SAMPLE ID	(#) CONTAINER	REFRIG.	PRESERV. TYPE	LABORATORY	ANALYSES
<u>MW-9B</u>	<u>6 x vov vial</u>	<u>YES</u>	<u>HCL</u>	<u>BC LABS</u>	<u>TPH-GRO(8015M)/BTEX(8021)/MTBE(8260)/8 OXYS(8260)</u>
	<u>1 x 1 liter ambers</u>	<u>YES</u>	<u>HCL</u>	<u>BC LABS</u>	<u>OIL & GREASE (1664)</u>
	<u>2x 1 liter ambers</u>	<u>YES</u>	<u>NP</u>	<u>BC LABS</u>	<u>TPH-DRO w/sgc (8015M)</u>
	<u>1 x 250ml poly</u>	<u>YES</u>	<u>HCL</u>	<u>BC LABS</u>	<u>FERROUS IRON (SM20 35500 Fe B)</u>
	<u>2x vov vial</u>	<u>YES</u>	<u>NP</u>	<u>BC LABS</u>	<u>METHANE (RSK-175)</u>
	<u>1x 500ml poly</u>	<u>YES</u>	<u>NP</u>	<u>BC LABS</u>	<u>NITRATE/SULFATE (EPA 300.0)</u>
	<u>1 x 500ml poly</u>	<u>YES</u>	<u>HNO3</u>	<u>BC LABS</u>	<u>DISSOLVED MANGANESE (200.7)</u>

COMMENTS:

Add/Replaced Gasket: _____ Add/Replaced Bolt: _____ Add/Replaced Lock: _____ Add/Replaced Plug: _____



GETTLER-RYAN INC.

WELL MONITORING/SAMPLING FIELD DATA SHEET

Client/Facility#: Chevron #351645 / 1156 Job Number: 385646
 Site Address: 4276 Macarthur Blvd. Event Date: 1/14/14 (inclusive)
 City: Oakland, CA Sampler: GMY

Well ID: MW-10A Date Monitored: 1/14/14
 Well Diameter: 2 in.
 Total Depth: 14.35 ft.
 Depth to Water: 9.41 ft. Check if water column is less than 0.50 ft.
4.94 xVF 0.17 = 0.83 x3 case volume = Estimated Purge Volume: 3 gal.
 Depth to Water w/ 80% Recharge [(Height of Water Column x 0.20) + DTW]: 10.39

Volume	3/4"= 0.02	1"= 0.04	2"= 0.17	3"= 0.38
Factor (VF)	4"= 0.66	5"= 1.02	6"= 1.50	12"= 5.80

Purge Equipment:

Disposable Bailer X
 Stainless Steel Bailer _____
 Stack Pump _____
 Suction Pump _____
 Grundfos _____
 Peristaltic Pump _____
 QED Bladder Pump _____
 Other: _____

Sampling Equipment:

Disposable Bailer X
 Pressure Bailer _____
 Metal Filters X
 Peristaltic Pump _____
 QED Bladder Pump _____
 Other: _____

Time Started: _____ (2400 hrs)
 Time Completed: _____ (2400 hrs)
 Depth to Product: _____ ft
 Depth to Water: _____ ft
 Hydrocarbon Thickness: 0 ft
 Visual Confirmation/Description: _____
 Skimmer / Absorbent Sock (circle one)
 Amt Removed from Skimmer: _____ gal
 Amt Removed from Well: _____ gal
 Water Removed: _____

Start Time (purge): 0945 Weather Conditions: Clear
 Sample Time/Date: 1338 / 1/14/14 Water Color: Cloudy Odor: (Y) N Strong
 Approx. Flow Rate: _____ gpm. Sediment Description: SILT
 Did well de-water? No If yes, Time: _____ Volume: _____ gal. DTW @ Sampling: 9.66

Time (2400 hr.)	Volume (gal.)	pH	Conductivity (µmhos/cm = µS)	Temperature (C / F)	D.O. (mg/L)	ORP (mV)
<u>PRE</u>	<u>-</u>	<u>-</u>	<u>-</u>	<u>-</u>	<u>1.0</u>	<u>34</u>
<u>0948</u>	<u>1</u>	<u>7.10</u>	<u>1.44</u>	<u>22.0</u>	<u>0.8</u>	<u>30</u>
<u>0951</u>	<u>2</u>	<u>7.07</u>	<u>1.44</u>	<u>22.0</u>	<u>0.8</u>	<u>24</u>
<u>0955</u>	<u>3</u>	<u>7.05</u>	<u>1.43</u>	<u>21.9</u>	<u>0.7</u>	<u>22</u>

LABORATORY INFORMATION

SAMPLE ID	(#) CONTAINER	REFRIG.	PRESERV. TYPE	LABORATORY	ANALYSES
<u>MW-10A</u>	<u>6x vva vial</u>	<u>YES</u>	<u>HCL</u>	<u>BC LABS</u>	<u>TPH-GRO(8015M)/BTX(8021)/MTBE(8260)/ 8 OXYS(8260)</u>
	<u>1 x 1 liter ambers</u>	<u>YES</u>	<u>HCL</u>	<u>BC LABS</u>	<u>OIL & GREASE (1664)</u>
	<u>2x 1 liter ambers</u>	<u>YES</u>	<u>NP</u>	<u>BC LABS</u>	<u>TPH-DRO w/sgc (8015M)</u>
	<u>1 x 250ml poly</u>	<u>YES</u>	<u>HCL</u>	<u>BC LABS</u>	<u>FERROUS IRON (SM20 35500 Fe B)</u>
	<u>2 x vva vial</u>	<u>YES</u>	<u>NP</u>	<u>BC LABS</u>	<u>METHANE (RSK-175)</u>
	<u>1 x 500ml poly</u>	<u>YES</u>	<u>NP</u>	<u>BC LABS</u>	<u>NITRATE/SULFATE (EPA 300.0)</u>
	<u>1 x 500ml poly</u>	<u>YES</u>	<u>HNO3</u>	<u>BC LABS</u>	<u>DISSOLVED MANGANESE (200.7)</u>

COMMENTS: Slow Recovery

Add/Replaced Gasket: _____ Add/Replaced Bolt: _____ Add/Replaced Lock: 1 Add/Replaced Plug: 1



GETTLER-RYAN INC.

WELL MONITORING/SAMPLING FIELD DATA SHEET

Client/Facility#: Chevron #351645 / 1156 Job Number: 385646
 Site Address: 4276 Macarthur Blvd. Event Date: 1/16/14 (inclusive)
 City: Oakland, CA Sampler: G.M.

Well ID: MW-10B Date Monitored: 1/16/14
 Well Diameter: 2 in.
 Total Depth: 19.25 ft.
 Depth to Water: 8.33 ft. Check if water column is less than 0.50 ft.
10.92 xVF 0.17 = 1.85 x3 case volume = Estimated Purge Volume: 6 gal.

Volume	3/4"= 0.02	1"= 0.04	2"= 0.17	3"= 0.38
Factor (VF)	4"= 0.66	5"= 1.02	6"= 1.50	12"= 5.80

Depth to Water w/ 80% Recharge [(Height of Water Column x 0.20) + DTW]: 10.51

Purge Equipment:
 Disposable Bailer X
 Stainless Steel Bailer _____
 Stack Pump _____
 Suction Pump _____
 Grundfos _____
 Peristaltic Pump _____
 QED Bladder Pump _____
 Other: _____

Sampling Equipment:
 Disposable Bailer X
 Pressure Bailer X
 Metal Filters X
 Peristaltic Pump _____
 QED Bladder Pump _____
 Other: _____

Time Started: _____ (2400 hrs)
 Time Completed: _____ (2400 hrs)
 Depth to Product: _____ ft
 Depth to Water: _____ ft
 Hydrocarbon Thickness: 65 ft
 Visual Confirmation/Description: _____
 Skimmer / Absorbant Sock (circle one)
 Amt Removed from Skimmer: _____ gal
 Amt Removed from Well: _____ gal
 Water Removed: _____

Start Time (purge): 1220 Weather Conditions: Sunny
 Sample Time/Date: 1305 1/16/14 Water Color: Clear Odor: YDN SLIGHT
 Approx. Flow Rate: _____ gpm. Sediment Description: SILT
 Did well de-water? NO If yes, Time: _____ Volume: _____ gal. DTW @ Sampling: 9:06

Time (2400 hr.)	Volume (gal.)	pH	Conductivity (umhos/cm - ps)	Temperature (° F)	D.O. (mg/L)	ORP (mV)
<u>PRE</u>	<u>-</u>	<u>-</u>	<u>-</u>	<u>-</u>	<u>0.8</u>	<u>66</u>
<u>1224</u>	<u>7</u>	<u>6.93</u>	<u>1.00</u>	<u>21.9</u>	<u>0.7</u>	<u>63</u>
<u>1227</u>	<u>4</u>	<u>6.90</u>	<u>1.01</u>	<u>21.8</u>	<u>0.9</u>	<u>60</u>
<u>1230</u>	<u>6</u>	<u>6.86</u>	<u>1.02</u>	<u>21.8</u>	<u>0.8</u>	<u>57</u>

LABORATORY INFORMATION

SAMPLE ID	(#) CONTAINER	REFRIG.	PRESERV. TYPE	LABORATORY	ANALYSES
<u>MW-10B</u>	<u>6 x vov vial</u>	<u>YES</u>	<u>HCL</u>	<u>BC LABS</u>	<u>TPH-GRO(8015M)/BTEX(8021)/MTBE(8260)/8 OXYS(8260)</u>
	<u>1 x 1 liter ambers</u>	<u>YES</u>	<u>HCL</u>	<u>BC LABS</u>	<u>OIL & GREASE (1664)</u>
	<u>2 x 1 liter ambers</u>	<u>YES</u>	<u>NP</u>	<u>BC LABS</u>	<u>TPH-DRO w/sgc (8015M)</u>
	<u>1 x 250ml poly</u>	<u>YES</u>	<u>HCL</u>	<u>BC LABS</u>	<u>FERROUS IRON (SM20 35500 Fe B)</u>
	<u>2 x vov vial</u>	<u>YES</u>	<u>NP</u>	<u>BC LABS</u>	<u>METHANE (RSK-175)</u>
	<u>1 x 500ml poly</u>	<u>YES</u>	<u>NP</u>	<u>BC LABS</u>	<u>NITRATE/SULFATE (EPA 300.0)</u>
	<u>1 x 500ml poly</u>	<u>YES</u>	<u>HNO3</u>	<u>BC LABS</u>	<u>DISSOLVED MANGANESE (200.7)</u>

COMMENTS: _____

Add/Replaced Gasket: _____ Add/Replaced Bolt: _____ Add/Replaced Lock: 1 Add/Replaced Plug: 1



GETTLER-RYAN INC.

WELL MONITORING/SAMPLING FIELD DATA SHEET

Client/Facility#: Chevron #351645 / 1156 Job Number: 385646
 Site Address: 4276 Macarthur Blvd. Event Date: 1.16.14 (inclusive)
 City: Oakland, CA Sampler: FT

Well ID: MW-110A Date Monitored: 1.16.14
 Well Diameter: 2 in.
 Total Depth: 14.99 ft.
 Depth to Water: 6.08 ft. Check if water column is less than 0.50 ft.
8.91 xVF .17 = 1.51 x3 case volume = Estimated Purge Volume: 5.0 gal.
 Depth to Water w/ 80% Recharge [(Height of Water Column x 0.20) + DTW]: 7.86

Volume Factor (VF)	3/4"= 0.02	1"= 0.04	2"= 0.17	3"= 0.38
	4"= 0.66	5"= 1.02	6"= 1.50	12"= 5.80

Purge Equipment:
 Disposable Bailer
 Stainless Steel Bailer _____
 Stack Pump _____
 Suction Pump _____
 Grundfos _____
 Peristaltic Pump _____
 QED Bladder Pump _____
 Other: _____

Sampling Equipment:
 Disposable Bailer
 Pressure Bailer
 Metal Filters _____
 Peristaltic Pump _____
 QED Bladder Pump _____
 Other: _____

Time Started: _____ (2400 hrs)
 Time Completed: _____ (2400 hrs)
 Depth to Product: _____ ft
 Depth to Water: _____ ft
 Hydrocarbon Thickness: _____ ft
 Visual Confirmation/Description: _____
 Skimmer / Absorbant Sock (circle one)
 Amt Removed from Skimmer: _____ gal
 Amt Removed from Well: _____ gal
 Water Removed: _____

Start Time (purge): 1150 Weather Conditions: SUNNY
 Sample Time/Date: 1435 / 1.16.14 Water Color: LT. GRAY Odor: DI N MODERATE
 Approx. Flow Rate: _____ gpm. Sediment Description: S-SILTY
 Did well de-water? NO If yes, Time: _____ Volume: _____ gal. DTW @ Sampling: 7.56

Time (2400 hr.)	Volume (gal.)	pH	Conductivity (µmhos/cm - US)	Temperature (° / F)	D.O. (mg/L)	ORP (mV)
<u>1153</u>	<u>1.5</u>	<u>7.47</u>	<u>1125</u>	<u>19.6</u>	<u>1.8</u>	<u>60</u>
<u>1156</u>	<u>3.0</u>	<u>7.43</u>	<u>1131</u>	<u>19.9</u>	<u>1.8</u>	<u>54</u>
<u>1200</u>	<u>5.0</u>	<u>7.40</u>	<u>1139</u>	<u>20.2</u>	<u>1.7</u>	<u>46</u>

LABORATORY INFORMATION

SAMPLE ID	(#) CONTAINER	REFRIG.	PRESERV. TYPE	LABORATORY	ANALYSES
<u>MW-11B</u>	<u>6</u> x vov vial	YES	HCL	BC LABS	TPH-GRO(8015M)/BTX(8021)/MTBE(8260)/8 OXYS(8260)
	<u>1</u> x 1 liter ambers	YES	HCL	BC LABS	OIL & GREASE (1664)
	<u>2</u> x 1 liter ambers	YES	NP	BC LABS	TPH-DRO w/sgc (8015M)
	<u>1</u> x 250ml poly	YES	HCL	BC LABS	FERROUS IRON (SM20 35500 Fe B)
	<u>2</u> x vov vial	YES	NP	BC LABS	METHANE (RSK-175)
	<u>1</u> x 500ml poly	YES	NP	BC LABS	NITRATE/SULFATE (EPA 300.0)
	<u>1</u> x 500ml poly	YES	HNO3	BC LABS	DISSOLVED MANGANESE (200.7)

COMMENTS: EMCO 8" OK
SLOW RECOVERY

Add/Replaced Gasket: _____ Add/Replaced Bolt: _____ Add/Replaced Lock: _____ Add/Replaced Plug: _____



GETTLER-RYAN INC.

WELL MONITORING/SAMPLING FIELD DATA SHEET

Client/Facility#: Chevron #351645 / 1156 Job Number: 385646
 Site Address: 4276 Macarthur Blvd. Event Date: 1-16-14 (inclusive)
 City: Oakland, CA Sampler: FT

Well ID MW-11B

Date Monitored: 1-16-14

Well Diameter 2 in.

Volume	3/4"= 0.02	1"= 0.04	2"= 0.17	3"= 0.38
Factor (VF)	4"= 0.66	5"= 1.02	6"= 1.50	12"= 5.80

Total Depth 20-23 ft.

Depth to Water 5-97 ft.

Check if water column is less than 0.50 ft.

19.26 xVF .17 = 2.42 x3 case volume = Estimated Purge Volume: 7.0 gal.

Depth to Water w/ 80% Recharge [(Height of Water Column x 0.20) + DTW]: 8.82

Purge Equipment:

Disposable Bailer
 Stainless Steel Bailer _____
 Stack Pump _____
 Suction Pump _____
 Grundfos _____
 Peristaltic Pump _____
 QED Bladder Pump _____
 Other: _____

Sampling Equipment:

Disposable Bailer
 Pressure Bailer _____
 Metal Filters
 Peristaltic Pump _____
 QED Bladder Pump _____
 Other: _____

Time Started: _____ (2400 hrs)
 Time Completed: _____ (2400 hrs)
 Depth to Product: _____ ft
 Depth to Water: _____ ft
 Hydrocarbon Thickness: _____ ft
 Visual Confirmation/Description: _____
 Skimmer / Adsorbant Sock (circle one)
 Amt Removed from Skimmer: _____ gal
 Amt Removed from Well: _____ gal
 Water Removed: _____

Start Time (purge): 1235

Weather Conditions: SUNNY

Sample Time/Date: 1450 / 1-16-14

Water Color: LT. Gray Odor: D/N MODERATE

Approx. Flow Rate: ✓ gpm.

Sediment Description: S. SILTY

Did well de-water? NO If yes, Time: _____ Volume: _____ gal. DTW @ Sampling: 7.82

Time (2400 hr.)	Volume (gal.)	pH	Conductivity (µmhos/cm - µS)	Temperature (° / F)	D.O. (mg/L)	ORP (mV)
<u>1240</u>	<u>2.5</u>	<u>7.39</u>	<u>1215</u>	<u>20.7</u>	<u>1.5</u>	<u>25</u>
<u>1245</u>	<u>5.0</u>	<u>7.36</u>	<u>1221</u>	<u>20.9</u>	<u>1.1</u>	<u>-89</u>
<u>1250</u>	<u>7.0</u>	<u>7.32</u>	<u>1228</u>	<u>21.2</u>	<u>1.1</u>	<u>-83</u>

LABORATORY INFORMATION

SAMPLE ID	(#) CONTAINER	REFRIG.	PRESERV. TYPE	LABORATORY	ANALYSES
<u>MW-11B</u>	<u>6</u> x voa vial	YES	HCL	BC LABS	TPH-GRO(8015M)/BTEX(8021)/MTBE(8260)/8 OXYS(8260)
	<u>1</u> x 1 liter ambers	YES	HCL	BC LABS	OIL & GREASE (1664)
	<u>2</u> x 1 liter ambers	YES	NP	BC LABS	TPH-DRO w/sgc (8015M)
	<u>1</u> x 250ml poly	YES	HCL	BC LABS	FERROUS IRON (SM20 35500 Fe B)
	<u>2</u> x voa vial	YES	NP	BC LABS	METHANE (RSK-175)
	<u>1</u> x 500ml poly	YES	NP	BC LABS	NITRATE/SULFATE (EPA 300.0)
	<u>1</u> x 500ml poly	YES	HNO3	BC LABS	DISSOLVED MANGANESE (200.7)


COMMENTS: Emco 8" OIL

Add/Replaced Gasket: _____ Add/Replaced Bolt: _____ Add/Replaced Lock: _____ Add/Replaced Plug: _____

CHAIN OF CUSTODY FORM

Union Oil Company of California ■ 6101 Bollinger Canyon Road ■ San Ramon, CA 94583


COC 1 of 2

Union Oil Site ID: <u>1156</u>				Union Oil Consultant: <u>ATM ENVIRONMENT</u>				ANALYSES REQUIRED												
Site Global ID: <u>T0600102279</u>				Consultant Contact: <u>STENDA EVANS</u>				TPH - Diesel by EPA 8015	TPH - Gasoline by EPA 8015	BTEX/AROM/PAHs by EPA 8260B	Ethanol by EPA 8260B	EPA 8260B Full List with OXYS	Oil & Grease (10-61)	Petroleum I.P.M. (5000 mg/L)	Manganese (20-105)	Nickel (20-105)	Cadmium (20-105)	Lead (20-105)	Turnaround Time (TAT):	
Site Address: <u>4276 MACARTHUR BLVD</u> <u>OAKLAND CA</u>				Consultant Phone No.: <u>(505) 272 2932</u>															Standard <input checked="" type="checkbox"/> 24 Hours <input type="checkbox"/>	
Union Oil PM: <u>Nicole M. HOCINEAUX</u>				Sampling Company: <u>TBC BATTERY VAN INC</u>															48 Hours <input type="checkbox"/> 72 Hours <input type="checkbox"/>	
Union Oil PM Phone No.: <u>(925) 290 1412</u>				Sampled By (PRINT): <u>Christina H. ...</u>				Special Instructions												
Charge Code: <u>NWRTB-0 251645-0-LAB</u>				Sampler Signature: 																
<p style="font-size: small;">This is a LEGAL document. ALL fields must be filled out CORRECTLY and COMPLETELY.</p>				<p style="text-align: center;">BC Laboratories, Inc. Project Manager: Molly Meyers 4100 Atlas Court, Bakersfield, CA 93308 Phone No. 661-327-4911</p>																
SAMPLE ID				Sample Time	# of Containers											Notes / Comments				
Field Point Name	Matrix	DTW	Date (yymmdd)																	
QA	W-S-A		140116		2														DISSOLVED	
MW-1B	W-S-A			1115	10	X		X											MANGANESE HAS	
MW-2B	W-S-A			1420															BEEN FIELD	
MW-3B	W-S-A			1505															FILTERED	
MW-4B	W-S-A			1157																
MW-5	W-S-A			1000																
MW-7	W-S-A			1115																
MW-9A	W-S-A			1405																
MW-9B	W-S-A			1210																
MW-10A	W-S-A			1338																
MW-10B	W-S-A			1205																
MW-11A	W-S-A			1435																
Relinquished By: <u>[Signature]</u> Company: <u>UOC</u> Date / Time: <u>11/16/14 1670</u>				Relinquished By: _____ Company: _____ Date / Time: _____				Relinquished By: _____ Company: _____ Date / Time: _____				Relinquished By: _____ Company: _____ Date / Time: _____								
Received By: <u>[Signature]</u> Company: <u>UOC</u> Date / Time: <u>11-16-14 1630</u>				Received By: _____ Company: _____ Date / Time: _____				Received By: _____ Company: _____ Date / Time: _____				Received By: _____ Company: _____ Date / Time: _____								

CHAIN OF CUSTODY FORM

Union Oil Company of California ■ 6101 Bollinger Canyon Road ■ San Ramon, CA 94583

COC 2 of 2

Union Oil Site ID: <u>1156</u>				Union Oil Consultant: <u>ARCUM ENVIRONMENT</u>				ANALYSES REQUIRED																			
Site Global ID: <u>T01600102279</u>				Consultant Contact: <u>REYNDA EVANS</u>				TPH - Diesel by EPA 8015 w/SGC	TPH - G by COMB (3015A) / TPH (3021)	EPA MTBE/OXYS by EPA 8260B	Ethanol by EPA 8260B	EPA 8260B Full List with OXYS	CUL (3015A) (1604)	PETROLEUM (3020) (1602)	MANGANESE (3015)	NICKEL (3015) (1600)	TURBIDITY (3015) (1607)	Turnaround Time (TAT): Standard <input checked="" type="checkbox"/> 24 Hours <input type="checkbox"/> 48 Hours <input type="checkbox"/> 72 Hours <input type="checkbox"/>									
Site Address: <u>4276 AKAADINE BLVD</u> <u>OAKLAND, CA</u>				Consultant Phone No.: <u>908-1233-3938</u>														Special Instructions									
Union Oil PM: <u>NICOLE ATENEAUX</u>				Sampling Company: <u>ARCUM ENVIRONMENT</u>																							
Union Oil PM Phone No.: <u>908-700-6912</u>				Sampled By (PRINT): <u>SHERI MEDINA</u>														Notes / Comments									
Charge Code: <u>NWRTB-0 251645-0- LAB</u>				Sampler Signature: 																							
This is a LEGAL document. ALL fields must be filled out CORRECTLY and COMPLETELY.				BC Laboratories, Inc. Project Manager: Molly Meyers 4100 Atlas Court, Bakersfield, CA 93308 Phone No. 661-327-4911																							
				SAMPLE ID																							
Field Point Name	Matrix	DTW	Date (yymmdd)	Sample Time	# of Containers																						
<u>W. HB</u>	<u>W-S-A</u>		<u>140116</u>	<u>1450</u>	<u>14</u>																						
	<u>W-S-A</u>					DISSOLVED MANGANESE HAS BEEN FIELD FILTERED																					
	<u>W-S-A</u>																										
	<u>W-S-A</u>																										
	<u>W-S-A</u>																										
	<u>W-S-A</u>																										
	<u>W-S-A</u>																										
	<u>W-S-A</u>																										
	<u>W-S-A</u>																										
Relinquished By: <u>[Signature]</u> Company: <u>UOC</u> Date / Time: <u>1-16-14 1630</u>				Relinquished By: _____ Company: _____ Date / Time: _____				Relinquished By: _____ Company: _____ Date / Time: _____																			
Received By: <u>[Signature]</u> Company: <u>UOC</u> Date / Time: <u>1-16-14 1630</u>				Received By: _____ Company: _____ Date / Time: _____				Received By: _____ Company: _____ Date / Time: _____																			

Attachment 2

**Laboratory Analytical Report and Chain-of-Custody
Documentation**



Date of Report: 01/30/2014

Brenda Evans

AECOM

1220 Avenida Acaso
Camarillo, CA 93012

Client Project: 351645
BCL Project: 1156
BCL Work Order: 1401303
Invoice ID: B165231

Enclosed are the results of analyses for samples received by the laboratory on 1/16/2014. If you have any questions concerning this report, please feel free to contact me.

Sincerely,

Contact Person: Molly Meyers
Client Service Rep

Authorized Signature

Certifications: CA ELAP #1186; NV #CA00014; AK UST101



Table of Contents

Sample Information

Chain of Custody and Cooler Receipt form..... 5
Laboratory / Client Sample Cross Reference..... 10

Sample Results

1401303-01 - QA-W-140116
Purgeable Aromatics and Total Petroleum Hydrocarbons..... 15
1401303-02 - MW-1B-W-140116
Volatile Organic Analysis (EPA Method 8260B)..... 16
Purgeable Aromatics and Total Petroleum Hydrocarbons..... 17
Total Petroleum Hydrocarbons (Silica Gel Treated)..... 18
EPA Method 1664..... 19
Gas Testing in Water..... 20
Water Analysis (General Chemistry)..... 21
Metals Analysis..... 22
1401303-03 - MW-2B-W-140116
Volatile Organic Analysis (EPA Method 8260B)..... 23
Purgeable Aromatics and Total Petroleum Hydrocarbons..... 24
Total Petroleum Hydrocarbons (Silica Gel Treated)..... 25
EPA Method 1664..... 26
Gas Testing in Water..... 27
Water Analysis (General Chemistry)..... 28
Metals Analysis..... 29
1401303-04 - MW-3B-W-140116
Volatile Organic Analysis (EPA Method 8260B)..... 30
Purgeable Aromatics and Total Petroleum Hydrocarbons..... 31
Total Petroleum Hydrocarbons (Silica Gel Treated)..... 32
EPA Method 1664..... 33
Gas Testing in Water..... 34
Water Analysis (General Chemistry)..... 35
Metals Analysis..... 36
1401303-05 - MW-4B-W-140116
Volatile Organic Analysis (EPA Method 8260B)..... 37
Purgeable Aromatics and Total Petroleum Hydrocarbons..... 38
Total Petroleum Hydrocarbons (Silica Gel Treated)..... 39
EPA Method 1664..... 40
Gas Testing in Water..... 41
Water Analysis (General Chemistry)..... 42
Metals Analysis..... 43
1401303-06 - MW-5-W-140116
Volatile Organic Analysis (EPA Method 8260B)..... 44
Purgeable Aromatics and Total Petroleum Hydrocarbons..... 45
Total Petroleum Hydrocarbons (Silica Gel Treated)..... 46
EPA Method 1664..... 47
Gas Testing in Water..... 48
Water Analysis (General Chemistry)..... 49
Metals Analysis..... 50
1401303-07 - MW-7-W-140116
Volatile Organic Analysis (EPA Method 8260B)..... 51
Purgeable Aromatics and Total Petroleum Hydrocarbons..... 52
Total Petroleum Hydrocarbons (Silica Gel Treated)..... 53
EPA Method 1664..... 54
Gas Testing in Water..... 55
Water Analysis (General Chemistry)..... 56
Metals Analysis..... 57



Table of Contents

1401303-08 - MW-9A-W-140116	
Volatile Organic Analysis (EPA Method 8260B).....	58
Purgeable Aromatics and Total Petroleum Hydrocarbons.....	59
Total Petroleum Hydrocarbons (Silica Gel Treated).....	60
EPA Method 1664.....	61
Gas Testing in Water.....	62
Water Analysis (General Chemistry).....	63
Metals Analysis.....	64
1401303-09 - MW-9B-W-140116	
Volatile Organic Analysis (EPA Method 8260B).....	65
Purgeable Aromatics and Total Petroleum Hydrocarbons.....	66
Total Petroleum Hydrocarbons (Silica Gel Treated).....	67
EPA Method 1664.....	68
Gas Testing in Water.....	69
Water Analysis (General Chemistry).....	70
Metals Analysis.....	71
1401303-10 - MW-10A-W-140116	
Volatile Organic Analysis (EPA Method 8260B).....	72
Purgeable Aromatics and Total Petroleum Hydrocarbons.....	73
Total Petroleum Hydrocarbons (Silica Gel Treated).....	74
EPA Method 1664.....	75
Gas Testing in Water.....	76
Water Analysis (General Chemistry).....	77
Metals Analysis.....	78
1401303-11 - MW-10B-W-140116	
Volatile Organic Analysis (EPA Method 8260B).....	79
Purgeable Aromatics and Total Petroleum Hydrocarbons.....	80
Total Petroleum Hydrocarbons (Silica Gel Treated).....	81
EPA Method 1664.....	82
Gas Testing in Water.....	83
Water Analysis (General Chemistry).....	84
Metals Analysis.....	85
1401303-12 - MW-11A-W-140116	
Volatile Organic Analysis (EPA Method 8260B).....	86
Purgeable Aromatics and Total Petroleum Hydrocarbons.....	87
Total Petroleum Hydrocarbons (Silica Gel Treated).....	88
EPA Method 1664.....	89
Gas Testing in Water.....	90
Water Analysis (General Chemistry).....	91
Metals Analysis.....	92
1401303-13 - MW-11B-W-140116	
Volatile Organic Analysis (EPA Method 8260B).....	93
Purgeable Aromatics and Total Petroleum Hydrocarbons.....	94
Total Petroleum Hydrocarbons (Silica Gel Treated).....	95
EPA Method 1664.....	96
Gas Testing in Water.....	97
Water Analysis (General Chemistry).....	98
Metals Analysis.....	99

Quality Control Reports

Volatile Organic Analysis (EPA Method 8260B)	
Method Blank Analysis.....	100
Laboratory Control Sample.....	101
Precision and Accuracy.....	102

Purgeable Aromatics and Total Petroleum Hydrocarbons



Table of Contents

Method Blank Analysis.....	103
Laboratory Control Sample.....	104
Precision and Accuracy.....	105
Total Petroleum Hydrocarbons (Silica Gel Treated)	
Method Blank Analysis.....	106
Laboratory Control Sample.....	107
Precision and Accuracy.....	108
EPA Method 1664	
Method Blank Analysis.....	109
Laboratory Control Sample.....	110
Precision and Accuracy.....	111
Gas Testing in Water	
Method Blank Analysis.....	112
Laboratory Control Sample.....	113
Water Analysis (General Chemistry)	
Method Blank Analysis.....	114
Laboratory Control Sample.....	115
Precision and Accuracy.....	116
Metals Analysis	
Method Blank Analysis.....	117
Laboratory Control Sample.....	118
Precision and Accuracy.....	119
Notes	
Notes and Definitions.....	120



COC 1 of 2

Union Oil Company of California 6101 Bollinger Canyon Road San Ramon, CA 94583

14-01303

Union Oil Site ID: 1156
 Site Global ID: TD000102279
 Site Address: 4276 MACARTHUR BLVD
 OPELAND, CA
 Union Oil PM: NANCY M. ARCEBERRAUX
 Union Oil PM Phone No.: (925) 790 6412
 Charge Code: NWRTB-0351645-0-LAB
 This is a LEGAL document. ALL fields must be filled out CORRECTLY and COMPLETELY.

Union Oil Consultant: AECOM ENVIRONMENTAL
 Consultant Contact: BRENDA EVANS
 Consultant Phone No.: (905) 233 3988
 Sampling Company: GUYER RYAN INC
 Sampled By (PRINT): GUYER MEDINA
 Sampler Signature: [Signature]
 BC Laboratories, Inc.
 Project Manager: Molly Meyers
 4100 Atlas Court, Bakersfield, CA 93308
 Phone No. 661-327-4911

Field Point Name	Matrix	DTW	Date (yyymmdd)	Sample Time	# of Containers	ANALYSES REQUIRED										Notes / Comments
						TPH - Diesel by EPA 8015 u/gc	TPH - Gas (G015M) / BTEX (B021) / HAPs (G015)	OXYS by EPA 8260B	OXYS by EPA 8260B	EPA 8260B Full List with OXYS	Oil & Grease (Total)	Feffous Iron (SM20 3500 Fe B)	METHANE (RSL-175)	NITRATE/SULFATE (EPA 3000)	Disolved Manganese (200.7)	
QA	W-S-A	-1	140116	1115	2	X	X	X	X	X	X	X	X	X	X	
MW-1B	W-S-A	-2		1420	14	X	X	X	X	X	X	X	X	X	X	
MW-2B	W-S-A	-3		1505		X	X	X	X	X	X	X	X	X	X	
MW-3B	W-S-A	-4		1457		X	X	X	X	X	X	X	X	X	X	
MW-4B	W-S-A	-5		1000		X	X	X	X	X	X	X	X	X	X	
MW-5	W-S-A	-6		1115		X	X	X	X	X	X	X	X	X	X	
MW-7	W-S-A	-7		1405		X	X	X	X	X	X	X	X	X	X	
MW-9A	W-S-A	-8		1210		X	X	X	X	X	X	X	X	X	X	
MW-9B	W-S-A	-9		1338		X	X	X	X	X	X	X	X	X	X	
MW-10A	W-S-A	-10		1305		X	X	X	X	X	X	X	X	X	X	
MW-10B	W-S-A	-11		1435		X	X	X	X	X	X	X	X	X	X	
MW-11A	W-S-A	-12				X	X	X	X	X	X	X	X	X	X	

Relinquished By: [Signature] Date / Time: 1/16/14 1630
 Company: BRNC
 Relinquished By: [Signature] Date / Time: 1-16-14 1845
 Company: BCLAB
 Received By: [Signature] Date / Time: 1-16-14 1630
 Company: BCLAB
 Received By: [Signature] Date / Time: 1-16-14 2210
 Company: BCLAB

The results in this report apply to the samples analyzed in accordance with the chain of custody document. This analytical report must be reproduced in its entirety. All results listed in this report are for the exclusive use of the submitting party. BC Laboratories, Inc. assumes no responsibility for report alteration, separation, detachment or third party interpretation.



BC LABORATORIES INC. COOLER RECEIPT FORM Rev. No. 15 07/01/13 Page ___ Of ___

Submission #: 14-01303

SHIPPING INFORMATION Federal Express <input type="checkbox"/> UPS <input type="checkbox"/> Hand Delivery <input type="checkbox"/> BC Lab Field Service <input checked="" type="checkbox"/> Other <input type="checkbox"/> (Specify) _____		SHIPPING CONTAINER Ice Chest <input checked="" type="checkbox"/> None <input type="checkbox"/> Box <input type="checkbox"/> Other <input type="checkbox"/> (Specify) _____	FREE LIQUID YES <input type="checkbox"/> NO <input type="checkbox"/>
--	--	---	--

Refrigerant: Ice Blue Ice None Other Comments: _____

Custody Seals Ice Chest Containers None Comments: _____
 Intact? Yes No Intact? Yes No

All samples received? Yes No All samples containers intact? Yes No Description(s) match COC? Yes No

COC Received YES NO

Emissivity: 0.95 Container: PE Thermometer ID: 207 Date/Time: 1/16/14 2210
 Temperature: (A) 0.7 °C (C) 0.7 °C Analyst Init: M

SAMPLE CONTAINERS	SAMPLE NUMBERS									
	1	2	3	4	5	6	7	8	9	10
QT GENERAL MINERAL/ GENERAL										
PT PE UNPRESERVED		C	C	C	C					
QT INORGANIC CHEMICAL METALS										
PT INORGANIC CHEMICAL METALS		D	D	D	D					
PT CYANIDE										
PT NITROGEN FORMS										
PT TOTAL SULFIDE										
2oz. NITRATE / NITRITE										
PT TOTAL ORGANIC CARBON										
PT TOX										
PT CHEMICAL OXYGEN DEMAND										
PIA PHENOLICS										
40ml VOA VIAL TRAVEL BLANK	A(2)									
40ml VOA VIAL	()	A (6)	A (6)	A (6)	A (6)	()	()	()	()	()
QT EPA 413.1, 413.2, 418.1		F	F	F	F					
PT ODOR										
RADIOLOGICAL										
BACTERIOLOGICAL										
40 ml VOA VIAL- 504 RSK 175		B(2)	B(2)	B(2)	B(2)					
QT EPA 508/608/8080										
QT EPA 515.1/8150										
QT EPA 525										
QT EPA 525 TRAVEL BLANK										
100ml EPA 547										
100ml EPA 531.1										
QT EPA 548										
QT EPA 549										
QT EPA 632										
QT EPA 8015M										
QT AMBER		GH	GH	GH	GH					
8 OZ. JAR										
32 OZ. JAR										
SOIL SLEEVE										
PCB VIAL										
PLASTIC BAG										
FERROUS IRON		E	E	E	E					
ENCORE										
SMART KIT										
Summa Canister										

Comments: _____
 Sample Numbering Completed By: KIQ Date/Time: 01/16/14 @ 2300
 A = Actual / C = Corrected

[S:\MyDOCS\WordPerfect\LAB_DOCS\FORMS\SAMREC15]



BC LABORATORIES INC. COOLER RECEIPT FORM Rev. No. 15 07/01/13 Page 4 Of 5

Submission #: 14-01303

SHIPPING INFORMATION
 Federal Express UPS Hand Delivery
 BC Lab Field Service Other (Specify) _____

SHIPPING CONTAINER
 Ice Chest None Box
 Other (Specify) _____

FREE LIQUID
 YES NO

Refrigerant: Ice Blue Ice None Other Comments: _____

Custody Seals: Ice Chest Containers None Comments: _____
 Intact? Yes No Intact? Yes No

All samples received? Yes No All samples containers intact? Yes No Description(s) match COC? Yes No

COC Received
 YES NO

Emissivity: 0.95 Container: PE Thermometer ID: 207 Date/Time: 1/16/14 2210
 Temperature: (A) 1.1 °C (C) 1.1 °C Analyst Init: J

SAMPLE CONTAINERS	SAMPLE NUMBERS									
	23	24	211	212	5	6	7	8	9	10
QT GENERAL MINERAL / GENERAL										
PT PE UNPRESERVED	C	C	C	C						
QT INORGANIC CHEMICAL METALS										
PT INORGANIC CHEMICAL METALS	D	D	D	D						
PT CYANIDE										
PT NITROGEN FORMS										
PT TOTAL SULFIDE										
2oz. NITRATE / NITRITE										
PT TOTAL ORGANIC CARBON										
PT TOX										
PT CHEMICAL OXYGEN DEMAND										
PIA PHENOLICS										
40ml VOA VIAL TRAVEL BLANK										
40ml VOA VIAL	A (6)	A (6)	A (4)	A (6)						
QT EPA 413.1, 413.2, 418.1	F	F	F	F						
PT ODOR										
RADIOLOGICAL										
BACTERIOLOGICAL										
40 ml VOA VIAL - 504 RSK 175	B(2)	B(2)	B(2)	B(2)						
QT EPA 508/608/8080										
QT EPA 515.1/8150										
QT EPA 525										
QT EPA 525 TRAVEL BLANK										
100ml EPA 547										
100ml EPA 531.1										
QT EPA 548										
QT EPA 549										
QT EPA 632										
QT EPA 8015M										
QT AMBER	GH	GH	GH	GH						
8 OZ. JAR										
32 OZ. JAR										
SOIL SLEEVE										
PCB VIAL										
PLASTIC BAG										
FERROUS IRON	E	E	E	E						
ENCORE										
SMART KIT										
Summa Canister										

Comments: _____
 Sample Numbering Completed By: KIQ Date/Time: 01/16/14 @ 2320

{S:\MyDOCS\WordPerfect\LAB_DOCS\FORMS\ISAMREC15}



BC LABORATORIES INC. COOLER RECEIPT FORM Rev. No. 15 07/01/13 Page ___ Of ___

Submission #: 14-01303

SHIPPING INFORMATION Federal Express <input type="checkbox"/> UPS <input type="checkbox"/> Hand Delivery <input type="checkbox"/> BC Lab Field Service <input checked="" type="checkbox"/> Other <input type="checkbox"/> (Specify) _____		SHIPPING CONTAINER Ice Chest <input checked="" type="checkbox"/> None <input type="checkbox"/> Box <input type="checkbox"/> Other <input type="checkbox"/> (Specify) _____	FREE LIQUID YES <input type="checkbox"/> NO <input type="checkbox"/>
Refrigerant: Ice <input checked="" type="checkbox"/> Blue Ice <input type="checkbox"/> None <input type="checkbox"/> Other <input type="checkbox"/> Comments: _____			
Custody Seals Ice Chest <input type="checkbox"/> Containers <input type="checkbox"/> None <input checked="" type="checkbox"/> Comments: _____ Intact? Yes <input type="checkbox"/> No <input type="checkbox"/> Intact? Yes <input type="checkbox"/> No <input type="checkbox"/>			
All samples received? Yes <input checked="" type="checkbox"/> No <input type="checkbox"/> All samples containers intact? Yes <input checked="" type="checkbox"/> No <input type="checkbox"/> Description(s) match COC? Yes <input checked="" type="checkbox"/> No <input type="checkbox"/>			
COC Received <input checked="" type="checkbox"/> YES <input type="checkbox"/> NO	Emissivity: <u>0.95</u> Container: <u>PE</u> Thermometer ID: <u>207</u> Temperature: (A) <u>0.7</u> °C (C) <u>0.7</u> °C	Date/Time <u>1/16/14</u> <u>2210</u> Analyst Init <u>M</u>	

SAMPLE CONTAINERS	SAMPLE NUMBERS									
	1	2	3	4	5	6	7	8	9	10
QT GENERAL MINERAL/ GENERAL										
PT PE UNPRESERVED	C	C	C	C						
QT INORGANIC CHEMICAL METALS										
PT INORGANIC CHEMICAL METALS	D	D	D	D						
PT CYANIDE										
PT NITROGEN FORMS										
PT TOTAL SULFIDE										
2oz. NITRATE / NITRITE										
PT TOTAL ORGANIC CARBON										
PT TOX										
PT CHEMICAL OXYGEN DEMAND										
PIA PHENOLICS										
40ml VOA VIAL TRAVEL BLANK										
40ml VOA VIAL	A (6)	A (6)	A (6)	A (6)						
QT EPA 413.1, 413.2, 418.1	F	F	F	F						
PT ODOR										
RADIOLOGICAL										
BACTERIOLOGICAL										
40 ml VOA VIAL- 50+ RSK 175	B(2)	B(2)	B(2)	B(2)						
QT EPA 508/608/8080										
QT EPA 515.1/8150										
QT EPA 525										
QT EPA 525 TRAVEL BLANK										
100ml EPA 547										
100ml EPA 531.1										
QT EPA 548										
QT EPA 549										
QT EPA 632										
QT EPA 8015M										
QT AMBER	G H	G H	G H	G H						
8 OZ. JAR										
32 OZ. JAR										
SOIL SLEEVE										
PCB VIAL										
PLASTIC BAG										
FERROUS IRON	E	E	E	E						
ENCORE										
SMART KIT										
Summa Canister										

Comments: _____

Sample Numbering Completed By: KLO Date/Time: 01/16/14 @ 2320

[S:\MyDOCS\WordPerfect\LAB_DOCS\FORMS\SAMREC15]



AECOM
1220 Avenida Acaso
Camarillo, CA 93012

Reported: 01/30/2014 11:48
Project: 1156
Project Number: 351645
Project Manager: Brenda Evans

Laboratory / Client Sample Cross Reference

Laboratory	Client Sample Information
------------	---------------------------

1401303-01	COC Number: --- Project Number: 1156 Sampling Location: --- Sampling Point: QA-W-140116 Sampled By: GRD	Receive Date: 01/16/2014 22:10 Sampling Date: 01/16/2014 00:00 Sample Depth: --- Lab Matrix: Water Sample Type: Water Delivery Work Order: Global ID: T0600102279 Location ID (FieldPoint): QA Matrix: W Sample QC Type (SACode): CS Cooler ID:
-------------------	--	--

1401303-02	COC Number: --- Project Number: 1156 Sampling Location: --- Sampling Point: MW-1B-W-140116 Sampled By: GRD	Receive Date: 01/16/2014 22:10 Sampling Date: 01/16/2014 11:15 Sample Depth: --- Lab Matrix: Water Sample Type: Water Metal Analysis: 1-Field Filtered and Acidified Delivery Work Order: Global ID: T0600102279 Location ID (FieldPoint): MW-1B Matrix: W Sample QC Type (SACode): CS Cooler ID:
-------------------	---	---

1401303-03	COC Number: --- Project Number: 1156 Sampling Location: --- Sampling Point: MW-2B-W-140116 Sampled By: GRD	Receive Date: 01/16/2014 22:10 Sampling Date: 01/16/2014 14:20 Sample Depth: --- Lab Matrix: Water Sample Type: Water Metal Analysis: 1-Field Filtered and Acidified Delivery Work Order: Global ID: T0600102279 Location ID (FieldPoint): MW-2B Matrix: W Sample QC Type (SACode): CS Cooler ID:
-------------------	---	---



AECOM
1220 Avenida Acaso
Camarillo, CA 93012

Reported: 01/30/2014 11:48
Project: 1156
Project Number: 351645
Project Manager: Brenda Evans

Laboratory / Client Sample Cross Reference

Laboratory	Client Sample Information
------------	---------------------------

1401303-04	COC Number: --- Project Number: 1156 Sampling Location: --- Sampling Point: MW-3B-W-140116 Sampled By: GRD	Receive Date: 01/16/2014 22:10 Sampling Date: 01/16/2014 15:05 Sample Depth: --- Lab Matrix: Water Sample Type: Water Metal Analysis: 1-Field Filtered and Acidified Delivery Work Order: Global ID: T0600102279 Location ID (FieldPoint): MW-3B Matrix: W Sample QC Type (SACode): CS Cooler ID:
-------------------	---	---

1401303-05	COC Number: --- Project Number: 1156 Sampling Location: --- Sampling Point: MW-4B-W-140116 Sampled By: GRD	Receive Date: 01/16/2014 22:10 Sampling Date: 01/16/2014 14:57 Sample Depth: --- Lab Matrix: Water Sample Type: Water Metal Analysis: 1-Field Filtered and Acidified Delivery Work Order: Global ID: T0600102279 Location ID (FieldPoint): MW-4B Matrix: W Sample QC Type (SACode): CS Cooler ID:
-------------------	---	---

1401303-06	COC Number: --- Project Number: 1156 Sampling Location: --- Sampling Point: MW-5-W-140116 Sampled By: GRD	Receive Date: 01/16/2014 22:10 Sampling Date: 01/16/2014 10:00 Sample Depth: --- Lab Matrix: Water Sample Type: Water Metal Analysis: 1-Field Filtered and Acidified Delivery Work Order: Global ID: T0600102279 Location ID (FieldPoint): MW-5 Matrix: W Sample QC Type (SACode): CS Cooler ID:
-------------------	--	--



AECOM
1220 Avenida Acaso
Camarillo, CA 93012

Reported: 01/30/2014 11:48
Project: 1156
Project Number: 351645
Project Manager: Brenda Evans

Laboratory / Client Sample Cross Reference

Laboratory	Client Sample Information
------------	---------------------------

1401303-07	COC Number: --- Project Number: 1156 Sampling Location: --- Sampling Point: MW-7-W-140116 Sampled By: GRD	Receive Date: 01/16/2014 22:10 Sampling Date: 01/16/2014 11:15 Sample Depth: --- Lab Matrix: Water Sample Type: Water Metal Analysis: 1-Field Filtered and Acidified Delivery Work Order: Global ID: T0600102279 Location ID (FieldPoint): MW-7 Matrix: W Sample QC Type (SACode): CS Cooler ID:
-------------------	--	--

1401303-08	COC Number: --- Project Number: 1156 Sampling Location: --- Sampling Point: MW-9A-W-140116 Sampled By: GRD	Receive Date: 01/16/2014 22:10 Sampling Date: 01/16/2014 14:05 Sample Depth: --- Lab Matrix: Water Sample Type: Water Metal Analysis: 1-Field Filtered and Acidified Delivery Work Order: Global ID: T0600102279 Location ID (FieldPoint): MW-9A Matrix: W Sample QC Type (SACode): CS Cooler ID:
-------------------	---	---

1401303-09	COC Number: --- Project Number: 1156 Sampling Location: --- Sampling Point: MW-9B-W-140116 Sampled By: GRD	Receive Date: 01/16/2014 22:10 Sampling Date: 01/16/2014 12:10 Sample Depth: --- Lab Matrix: Water Sample Type: Water Metal Analysis: 1-Field Filtered and Acidified Delivery Work Order: Global ID: T0600102279 Location ID (FieldPoint): MW-9B Matrix: W Sample QC Type (SACode): CS Cooler ID:
-------------------	---	---



AECOM
1220 Avenida Acaso
Camarillo, CA 93012

Reported: 01/30/2014 11:48
Project: 1156
Project Number: 351645
Project Manager: Brenda Evans

Laboratory / Client Sample Cross Reference

Laboratory	Client Sample Information
------------	---------------------------

1401303-10	COC Number: --- Project Number: 1156 Sampling Location: --- Sampling Point: MW-10A-W-140116 Sampled By: GRD	Receive Date: 01/16/2014 22:10 Sampling Date: 01/16/2014 13:38 Sample Depth: --- Lab Matrix: Water Sample Type: Water Metal Analysis: 1-Field Filtered and Acidified Delivery Work Order: Global ID: T0600102279 Location ID (FieldPoint): MW-10A Matrix: W Sample QC Type (SACode): CS Cooler ID:
-------------------	--	--

1401303-11	COC Number: --- Project Number: 1156 Sampling Location: --- Sampling Point: MW-10B-W-140116 Sampled By: GRD	Receive Date: 01/16/2014 22:10 Sampling Date: 01/16/2014 13:05 Sample Depth: --- Lab Matrix: Water Sample Type: Water Metal Analysis: 1-Field Filtered and Acidified Delivery Work Order: Global ID: T0600102279 Location ID (FieldPoint): MW-10B Matrix: W Sample QC Type (SACode): CS Cooler ID:
-------------------	--	--

1401303-12	COC Number: --- Project Number: 1156 Sampling Location: --- Sampling Point: MW-11A-W-140116 Sampled By: GRD	Receive Date: 01/16/2014 22:10 Sampling Date: 01/16/2014 14:35 Sample Depth: --- Lab Matrix: Water Sample Type: Water Metal Analysis: 1-Field Filtered and Acidified Delivery Work Order: Global ID: T0600102279 Location ID (FieldPoint): MW-11A Matrix: W Sample QC Type (SACode): CS Cooler ID:
-------------------	--	--



AECOM
1220 Avenida Acaso
Camarillo, CA 93012

Reported: 01/30/2014 11:48
Project: 1156
Project Number: 351645
Project Manager: Brenda Evans

Laboratory / Client Sample Cross Reference

Laboratory	Client Sample Information
------------	---------------------------

1401303-13	COC Number: ---	Receive Date: 01/16/2014 22:10
	Project Number: 1156	Sampling Date: 01/16/2014 14:50
	Sampling Location: ---	Sample Depth: ---
	Sampling Point: MW-11B-W-140116	Lab Matrix: Water
	Sampled By: GRD	Sample Type: Water
		Metal Analysis: 1-Field Filtered and Acidified
		Delivery Work Order:
		Global ID: T0600102279
		Location ID (FieldPoint): MW-11B
		Matrix: W
		Sample QC Type (SACode): CS
		Cooler ID:



AECOM
1220 Avenida Acaso
Camarillo, CA 93012

Reported: 01/30/2014 11:48
Project: 1156
Project Number: 351645
Project Manager: Brenda Evans

Purgeable Aromatics and Total Petroleum Hydrocarbons

BCL Sample ID: 1401303-01	Client Sample Name: 1156, QA-W-140116, 1/16/2014 12:00:00AM
----------------------------------	--

Constituent	Result	Units	PQL	Method	MB Bias	Lab Quals	Run #
Benzene	ND	ug/L	0.30	EPA-8020	ND		1
Toluene	ND	ug/L	0.30	EPA-8020	ND		1
Ethylbenzene	ND	ug/L	0.30	EPA-8020	ND		1
Total Xylenes	ND	ug/L	0.60	EPA-8020	ND		1
Gasoline Range Organics (C4 - C12)	ND	ug/L	50	EPA-8015B	ND		2
a,a,a-Trifluorotoluene (PID Surrogate)	89.6	%	70 - 130 (LCL - UCL)	EPA-8020			1
a,a,a-Trifluorotoluene (FID Surrogate)	88.6	%	70 - 130 (LCL - UCL)	EPA-8015B			2

Run #	Method	Prep Date	Run Date/Time	Analyst	Instrument	Dilution	QC Batch ID
1	EPA-8020	01/28/14	01/28/14 19:56	jjh	GC-V9	1	BXA1817
2	EPA-8015B	01/28/14	01/28/14 19:56	jjh	GC-V9	1	BXA1817

The results in this report apply to the samples analyzed in accordance with the chain of custody document. This analytical report must be reproduced in its entirety. All results listed in this report are for the exclusive use of the submitting party. BC Laboratories, Inc. assumes no responsibility for report alteration, separation, detachment or third party interpretation.



AECOM
1220 Avenida Acaso
Camarillo, CA 93012

Reported: 01/30/2014 11:48
Project: 1156
Project Number: 351645
Project Manager: Brenda Evans

Volatile Organic Analysis (EPA Method 8260B)

BCL Sample ID: 1401303-02	Client Sample Name: 1156, MW-1B-W-140116, 1/16/2014 11:15:00AM
----------------------------------	---

Constituent	Result	Units	PQL	Method	MB Bias	Lab Quals	Run #
1,2-Dibromoethane	ND	ug/L	0.50	EPA-8260B	ND		1
1,2-Dichloroethane	1.3	ug/L	0.50	EPA-8260B	ND		1
Methyl t-butyl ether	42	ug/L	0.50	EPA-8260B	ND		1
t-Amyl Methyl ether	ND	ug/L	0.50	EPA-8260B	ND		1
t-Butyl alcohol	ND	ug/L	10	EPA-8260B	ND		1
Diisopropyl ether	ND	ug/L	0.50	EPA-8260B	ND		1
Ethanol	ND	ug/L	250	EPA-8260B	ND		1
Ethyl t-butyl ether	ND	ug/L	0.50	EPA-8260B	ND		1
1,2-Dichloroethane-d4 (Surrogate)	105	%	75 - 125 (LCL - UCL)	EPA-8260B			1
Toluene-d8 (Surrogate)	101	%	80 - 120 (LCL - UCL)	EPA-8260B			1
4-Bromofluorobenzene (Surrogate)	90.3	%	80 - 120 (LCL - UCL)	EPA-8260B			1

Run #	Method	Prep Date	Run		Instrument	Dilution	QC
			Date/Time	Analyst			Batch ID
1	EPA-8260B	01/21/14	01/21/14 10:50	JCC	MS-V14	1	BXA1318

The results in this report apply to the samples analyzed in accordance with the chain of custody document. This analytical report must be reproduced in its entirety. All results listed in this report are for the exclusive use of the submitting party. BC Laboratories, Inc. assumes no responsibility for report alteration, separation, detachment or third party interpretation.



AECOM
1220 Avenida Acaso
Camarillo, CA 93012

Reported: 01/30/2014 11:48
Project: 1156
Project Number: 351645
Project Manager: Brenda Evans

Purgeable Aromatics and Total Petroleum Hydrocarbons

BCL Sample ID: 1401303-02	Client Sample Name: 1156, MW-1B-W-140116, 1/16/2014 11:15:00AM						
Constituent	Result	Units	PQL	Method	MB Bias	Lab Quals	Run #
Benzene	1.0	ug/L	0.30	EPA-8020	ND		1
Toluene	ND	ug/L	0.30	EPA-8020	ND		1
Ethylbenzene	ND	ug/L	0.30	EPA-8020	ND		1
Total Xylenes	ND	ug/L	0.60	EPA-8020	ND		1
Gasoline Range Organics (C4 - C12)	ND	ug/L	50	EPA-8015B	ND		2
a,a,a-Trifluorotoluene (PID Surrogate)	88.5	%	70 - 130 (LCL - UCL)	EPA-8020			1
a,a,a-Trifluorotoluene (FID Surrogate)	86.9	%	70 - 130 (LCL - UCL)	EPA-8015B			2

Run #	Method	Prep Date	Run Date/Time	Analyst	Instrument	Dilution	QC Batch ID
1	EPA-8020	01/28/14	01/28/14 20:16	jjh	GC-V9	1	BXA1817
2	EPA-8015B	01/28/14	01/28/14 20:16	jjh	GC-V9	1	BXA1817

The results in this report apply to the samples analyzed in accordance with the chain of custody document. This analytical report must be reproduced in its entirety. All results listed in this report are for the exclusive use of the submitting party. BC Laboratories, Inc. assumes no responsibility for report alteration, separation, detachment or third party interpretation.



AECOM
1220 Avenida Acaso
Camarillo, CA 93012

Reported: 01/30/2014 11:48
Project: 1156
Project Number: 351645
Project Manager: Brenda Evans

Total Petroleum Hydrocarbons (Silica Gel Treated)

BCL Sample ID: 1401303-02	Client Sample Name: 1156, MW-1B-W-140116, 1/16/2014 11:15:00AM						
Constituent	Result	Units	PQL	Method	MB Bias	Lab Quals	Run #
Diesel Range Organics (C12 - C24)	ND	ug/L	40	EPA-8015B/TPH d	ND		1
Tetracosane (Surrogate)	32.3	%	20 - 120 (LCL - UCL)	EPA-8015B/TPH d			1
Capric acid (Reverse Surrogate)	0	%	0 - 2 (LCL - UCL)	EPA-8015B/TPH d			1

Run #	Method	Prep Date	Run Date/Time	Analyst	Instrument	Dilution	QC Batch ID
1	EPA-8015B/TPHd	01/20/14	01/29/14 19:10	JAR	GC-5	1	BXA1799

The results in this report apply to the samples analyzed in accordance with the chain of custody document. This analytical report must be reproduced in its entirety.
All results listed in this report are for the exclusive use of the submitting party. BC Laboratories, Inc. assumes no responsibility for report alteration, separation, detachment or third party interpretation.



AECOM
1220 Avenida Acaso
Camarillo, CA 93012

Reported: 01/30/2014 11:48
Project: 1156
Project Number: 351645
Project Manager: Brenda Evans

EPA Method 1664

BCL Sample ID: 1401303-02	Client Sample Name: 1156, MW-1B-W-140116, 1/16/2014 11:15:00AM
----------------------------------	---

Constituent	Result	Units	PQL	Method	MB Bias	Lab Quals	Run #
Oil and Grease	ND	mg/L	5.0	EPA-1664A HEM	ND		1

Run #	Method	Prep Date	Run Date/Time	Analyst	Instrument	Dilution	QC Batch ID
1	EPA-1664A HEM	01/24/14	01/24/14 08:00	JAK	MAN-SV	1	BXA1910

The results in this report apply to the samples analyzed in accordance with the chain of custody document. This analytical report must be reproduced in its entirety.
All results listed in this report are for the exclusive use of the submitting party. BC Laboratories, Inc. assumes no responsibility for report alteration, separation, detachment or third party interpretation.



AECOM
1220 Avenida Acaso
Camarillo, CA 93012

Reported: 01/30/2014 11:48
Project: 1156
Project Number: 351645
Project Manager: Brenda Evans

Gas Testing in Water

BCL Sample ID: 1401303-02	Client Sample Name: 1156, MW-1B-W-140116, 1/16/2014 11:15:00AM
----------------------------------	---

Constituent	Result	Units	PQL	Method	MB Bias	Lab Quals	Run #
Methane	0.013	mg/L	0.0010	RSK-175M	ND		1

Run #	Method	Prep Date	Run Date/Time	Analyst	Instrument	Dilution	QC Batch ID
1	RSK-175M	01/17/14	01/17/14 11:52	EAR	GC-V1	1	BXA1046

The results in this report apply to the samples analyzed in accordance with the chain of custody document. This analytical report must be reproduced in its entirety.
All results listed in this report are for the exclusive use of the submitting party. BC Laboratories, Inc. assumes no responsibility for report alteration, separation, detachment or third party interpretation.



AECOM
1220 Avenida Acaso
Camarillo, CA 93012

Reported: 01/30/2014 11:48
Project: 1156
Project Number: 351645
Project Manager: Brenda Evans

Water Analysis (General Chemistry)

BCL Sample ID: 1401303-02	Client Sample Name: 1156, MW-1B-W-140116, 1/16/2014 11:15:00AM
----------------------------------	---

Constituent	Result	Units	PQL	Method	MB Bias	Lab Quals	Run #
Nitrate as NO3	7.2	mg/L	0.44	EPA-300.0	ND		1
Sulfate	19	mg/L	1.0	EPA-300.0	ND		1
Iron (II) Species	ND	ug/L	100	SM-3500-FeD	ND		2

Run #	Method	Prep Date	Run Date/Time	Analyst	Instrument	Dilution	QC Batch ID
1	EPA-300.0	01/18/14	01/18/14 06:34	LD1	IC5	1	BXA1161
2	SM-3500-FeD	01/17/14	01/17/14 09:31	TDC	KONE-1	1	BXA1107



AECOM
1220 Avenida Acaso
Camarillo, CA 93012

Reported: 01/30/2014 11:48
Project: 1156
Project Number: 351645
Project Manager: Brenda Evans

Metals Analysis

BCL Sample ID: 1401303-02	Client Sample Name: 1156, MW-1B-W-140116, 1/16/2014 11:15:00AM
----------------------------------	---

Constituent	Result	Units	PQL	Method	MB Bias	Lab Quals	Run #
Dissolved Manganese	120	ug/L	1.0	EPA-200.8	ND		1

Run #	Method	Prep Date	Run Date/Time	Analyst	Instrument	Dilution	QC Batch ID
1	EPA-200.8	01/16/14	01/21/14 12:12	SRM	PE-EL2	1	BXA1227

The results in this report apply to the samples analyzed in accordance with the chain of custody document. This analytical report must be reproduced in its entirety.
All results listed in this report are for the exclusive use of the submitting party. BC Laboratories, Inc. assumes no responsibility for report alteration, separation, detachment or third party interpretation.



AECOM
1220 Avenida Acaso
Camarillo, CA 93012

Reported: 01/30/2014 11:48
Project: 1156
Project Number: 351645
Project Manager: Brenda Evans

Volatile Organic Analysis (EPA Method 8260B)

BCL Sample ID: 1401303-03	Client Sample Name: 1156, MW-2B-W-140116, 1/16/2014 2:20:00PM
----------------------------------	--

Constituent	Result	Units	PQL	Method	MB Bias	Lab Quals	Run #
1,2-Dibromoethane	ND	ug/L	0.50	EPA-8260B	ND		1
1,2-Dichloroethane	ND	ug/L	0.50	EPA-8260B	ND		1
Methyl t-butyl ether	9.6	ug/L	0.50	EPA-8260B	ND		1
t-Amyl Methyl ether	ND	ug/L	0.50	EPA-8260B	ND		1
t-Butyl alcohol	ND	ug/L	10	EPA-8260B	ND		1
Diisopropyl ether	ND	ug/L	0.50	EPA-8260B	ND		1
Ethanol	ND	ug/L	250	EPA-8260B	ND		1
Ethyl t-butyl ether	ND	ug/L	0.50	EPA-8260B	ND		1
1,2-Dichloroethane-d4 (Surrogate)	114	%	75 - 125 (LCL - UCL)	EPA-8260B			1
Toluene-d8 (Surrogate)	103	%	80 - 120 (LCL - UCL)	EPA-8260B			1
4-Bromofluorobenzene (Surrogate)	93.5	%	80 - 120 (LCL - UCL)	EPA-8260B			1

Run #	Method	Prep Date	Run		Analyst	Instrument	Dilution	QC
			Date/Time					Batch ID
1	EPA-8260B	01/21/14	01/23/14	16:21	JCC	MS-V14	1	BXA1318

The results in this report apply to the samples analyzed in accordance with the chain of custody document. This analytical report must be reproduced in its entirety. All results listed in this report are for the exclusive use of the submitting party. BC Laboratories, Inc. assumes no responsibility for report alteration, separation, detachment or third party interpretation.



AECOM
1220 Avenida Acaso
Camarillo, CA 93012

Reported: 01/30/2014 11:48
Project: 1156
Project Number: 351645
Project Manager: Brenda Evans

Purgeable Aromatics and Total Petroleum Hydrocarbons

BCL Sample ID: 1401303-03	Client Sample Name: 1156, MW-2B-W-140116, 1/16/2014 2:20:00PM
----------------------------------	--

Constituent	Result	Units	PQL	Method	MB Bias	Lab Quals	Run #
Benzene	ND	ug/L	0.30	EPA-8020	ND		1
Toluene	ND	ug/L	0.30	EPA-8020	ND		1
Ethylbenzene	ND	ug/L	0.30	EPA-8020	ND		1
Total Xylenes	ND	ug/L	0.60	EPA-8020	ND		1
Gasoline Range Organics (C4 - C12)	ND	ug/L	50	EPA-8015B	ND		2
a,a,a-Trifluorotoluene (PID Surrogate)	82.1	%	70 - 130 (LCL - UCL)	EPA-8020			1
a,a,a-Trifluorotoluene (FID Surrogate)	93.6	%	70 - 130 (LCL - UCL)	EPA-8015B			2

Run #	Method	Prep Date	Run Date/Time	Analyst	Instrument	Dilution	QC Batch ID
1	EPA-8020	01/28/14	01/28/14 21:37	jjh	GC-V9	1	BXA1817
2	EPA-8015B	01/28/14	01/28/14 21:37	jjh	GC-V9	1	BXA1817

The results in this report apply to the samples analyzed in accordance with the chain of custody document. This analytical report must be reproduced in its entirety.
All results listed in this report are for the exclusive use of the submitting party. BC Laboratories, Inc. assumes no responsibility for report alteration, separation, detachment or third party interpretation.



AECOM
1220 Avenida Acaso
Camarillo, CA 93012

Reported: 01/30/2014 11:48
Project: 1156
Project Number: 351645
Project Manager: Brenda Evans

Total Petroleum Hydrocarbons (Silica Gel Treated)

BCL Sample ID: 1401303-03	Client Sample Name: 1156, MW-2B-W-140116, 1/16/2014 2:20:00PM						
Constituent	Result	Units	PQL	Method	MB Bias	Lab Quals	Run #
Diesel Range Organics (C12 - C24)	ND	ug/L	40	EPA-8015B/TPH d	ND		1
Tetracosane (Surrogate)	44.0	%	20 - 120 (LCL - UCL)	EPA-8015B/TPH d			1
Capric acid (Reverse Surrogate)	0	%	0 - 2 (LCL - UCL)	EPA-8015B/TPH d			1

Run #	Method	Prep Date	Run Date/Time	Analyst	Instrument	Dilution	QC Batch ID
1	EPA-8015B/TPHd	01/20/14	01/29/14 19:23	JAR	GC-5	1	BXA1799



AECOM
1220 Avenida Acaso
Camarillo, CA 93012

Reported: 01/30/2014 11:48
Project: 1156
Project Number: 351645
Project Manager: Brenda Evans

EPA Method 1664

BCL Sample ID: 1401303-03	Client Sample Name: 1156, MW-2B-W-140116, 1/16/2014 2:20:00PM
----------------------------------	--

Constituent	Result	Units	PQL	Method	MB Bias	Lab Quals	Run #
Oil and Grease	ND	mg/L	5.0	EPA-1664A HEM	ND		1

Run #	Method	Prep Date	Run Date/Time	Analyst	Instrument	Dilution	QC Batch ID
1	EPA-1664A HEM	01/24/14	01/24/14 08:00	JAK	MAN-SV	1	BXA1910



AECOM
1220 Avenida Acaso
Camarillo, CA 93012

Reported: 01/30/2014 11:48
Project: 1156
Project Number: 351645
Project Manager: Brenda Evans

Gas Testing in Water

BCL Sample ID: 1401303-03	Client Sample Name: 1156, MW-2B-W-140116, 1/16/2014 2:20:00PM
----------------------------------	--

Constituent	Result	Units	PQL	Method	MB Bias	Lab Quals	Run #
Methane	0.0021	mg/L	0.0010	RSK-175M	ND		1

Run #	Method	Prep Date	Run Date/Time	Analyst	Instrument	Dilution	QC Batch ID
1	RSK-175M	01/17/14	01/17/14 11:56	EAR	GC-V1	1	BXA1046

The results in this report apply to the samples analyzed in accordance with the chain of custody document. This analytical report must be reproduced in its entirety.
All results listed in this report are for the exclusive use of the submitting party. BC Laboratories, Inc. assumes no responsibility for report alteration, separation, detachment or third party interpretation.



AECOM
1220 Avenida Acaso
Camarillo, CA 93012

Reported: 01/30/2014 11:48
Project: 1156
Project Number: 351645
Project Manager: Brenda Evans

Water Analysis (General Chemistry)

BCL Sample ID: 1401303-03	Client Sample Name: 1156, MW-2B-W-140116, 1/16/2014 2:20:00PM
----------------------------------	--

Constituent	Result	Units	PQL	Method	MB Bias	Lab Quals	Run #
Nitrate as NO3	ND	mg/L	0.44	EPA-300.0	ND		1
Sulfate	7.9	mg/L	1.0	EPA-300.0	ND		1
Iron (II) Species	ND	ug/L	100	SM-3500-FeD	ND		2

Run #	Method	Prep Date	Run Date/Time	Analyst	Instrument	Dilution	QC Batch ID
1	EPA-300.0	01/18/14	01/18/14 07:36	LD1	IC5	1	BXA1161
2	SM-3500-FeD	01/17/14	01/17/14 09:31	TDC	KONE-1	1	BXA1107

The results in this report apply to the samples analyzed in accordance with the chain of custody document. This analytical report must be reproduced in its entirety.
All results listed in this report are for the exclusive use of the submitting party. BC Laboratories, Inc. assumes no responsibility for report alteration, separation, detachment or third party interpretation.



AECOM
1220 Avenida Acaso
Camarillo, CA 93012

Reported: 01/30/2014 11:48
Project: 1156
Project Number: 351645
Project Manager: Brenda Evans

Metals Analysis

BCL Sample ID: 1401303-03	Client Sample Name: 1156, MW-2B-W-140116, 1/16/2014 2:20:00PM
----------------------------------	--

Constituent	Result	Units	PQL	Method	MB Bias	Lab Quals	Run #
Dissolved Manganese	260	ug/L	1.0	EPA-200.8	ND		1

Run #	Method	Prep Date	Run Date/Time	Analyst	Instrument	Dilution	QC Batch ID
1	EPA-200.8	01/16/14	01/21/14 12:16	SRM	PE-EL2	1	BXA1227

The results in this report apply to the samples analyzed in accordance with the chain of custody document. This analytical report must be reproduced in its entirety.
All results listed in this report are for the exclusive use of the submitting party. BC Laboratories, Inc. assumes no responsibility for report alteration, separation, detachment or third party interpretation.



AECOM
1220 Avenida Acaso
Camarillo, CA 93012

Reported: 01/30/2014 11:48
Project: 1156
Project Number: 351645
Project Manager: Brenda Evans

Volatile Organic Analysis (EPA Method 8260B)

BCL Sample ID: 1401303-04	Client Sample Name: 1156, MW-3B-W-140116, 1/16/2014 3:05:00PM
----------------------------------	--

Constituent	Result	Units	PQL	Method	MB Bias	Lab Quals	Run #
1,2-Dibromoethane	ND	ug/L	0.50	EPA-8260B	ND		1
1,2-Dichloroethane	1.2	ug/L	0.50	EPA-8260B	ND		1
Methyl t-butyl ether	13	ug/L	0.50	EPA-8260B	ND		1
t-Amyl Methyl ether	ND	ug/L	0.50	EPA-8260B	ND		1
t-Butyl alcohol	ND	ug/L	10	EPA-8260B	ND		1
Diisopropyl ether	ND	ug/L	0.50	EPA-8260B	ND		1
Ethanol	ND	ug/L	250	EPA-8260B	ND		1
Ethyl t-butyl ether	ND	ug/L	0.50	EPA-8260B	ND		1
1,2-Dichloroethane-d4 (Surrogate)	106	%	75 - 125 (LCL - UCL)	EPA-8260B			1
Toluene-d8 (Surrogate)	103	%	80 - 120 (LCL - UCL)	EPA-8260B			1
4-Bromofluorobenzene (Surrogate)	101	%	80 - 120 (LCL - UCL)	EPA-8260B			1

Run #	Method	Prep Date	Run		Analyst	Instrument	Dilution	QC
			Date/Time					Batch ID
1	EPA-8260B	01/21/14	01/21/14	11:12	JCC	MS-V14	1	BXA1318

The results in this report apply to the samples analyzed in accordance with the chain of custody document. This analytical report must be reproduced in its entirety. All results listed in this report are for the exclusive use of the submitting party. BC Laboratories, Inc. assumes no responsibility for report alteration, separation, detachment or third party interpretation.



AECOM
1220 Avenida Acaso
Camarillo, CA 93012

Reported: 01/30/2014 11:48
Project: 1156
Project Number: 351645
Project Manager: Brenda Evans

Purgeable Aromatics and Total Petroleum Hydrocarbons

BCL Sample ID:	1401303-04	Client Sample Name:	1156, MW-3B-W-140116, 1/16/2014 3:05:00PM				
Constituent	Result	Units	PQL	Method	MB Bias	Lab Quals	Run #
Benzene	190	ug/L	6.0	EPA-8020	ND	A01	1
Toluene	71	ug/L	6.0	EPA-8020	ND	A01	1
Ethylbenzene	380	ug/L	6.0	EPA-8020	ND	A01	1
Total Xylenes	210	ug/L	12	EPA-8020	ND	A01	1
Gasoline Range Organics (C4 - C12)	3800	ug/L	1000	EPA-8015B	ND	A01	2
a,a,a-Trifluorotoluene (PID Surrogate)	88.8	%	70 - 130 (LCL - UCL)	EPA-8020			1
a,a,a-Trifluorotoluene (FID Surrogate)	87.0	%	70 - 130 (LCL - UCL)	EPA-8015B			2

Run #	Method	Prep Date	Run Date/Time	Analyst	Instrument	Dilution	QC Batch ID
1	EPA-8020	01/28/14	01/29/14 09:49	jjh	GC-V9	20	BXA1817
2	EPA-8015B	01/28/14	01/29/14 09:49	jjh	GC-V9	20	BXA1817

The results in this report apply to the samples analyzed in accordance with the chain of custody document. This analytical report must be reproduced in its entirety. All results listed in this report are for the exclusive use of the submitting party. BC Laboratories, Inc. assumes no responsibility for report alteration, separation, detachment or third party interpretation.



AECOM
1220 Avenida Acaso
Camarillo, CA 93012

Reported: 01/30/2014 11:48
Project: 1156
Project Number: 351645
Project Manager: Brenda Evans

Total Petroleum Hydrocarbons (Silica Gel Treated)

BCL Sample ID: 1401303-04	Client Sample Name: 1156, MW-3B-W-140116, 1/16/2014 3:05:00PM						
Constituent	Result	Units	PQL	Method	MB Bias	Lab Quals	Run #
Diesel Range Organics (C12 - C24)	40	ug/L	40	EPA-8015B/TPH d	ND	A52	1
Tetracosane (Surrogate)	33.8	%	20 - 120 (LCL - UCL)	EPA-8015B/TPH d			1
Capric acid (Reverse Surrogate)	0	%	0 - 2 (LCL - UCL)	EPA-8015B/TPH d			1

Run #	Method	Prep Date	Run Date/Time	Analyst	Instrument	Dilution	QC Batch ID
1	EPA-8015B/TPHd	01/20/14	01/29/14 19:36	JAR	GC-5	1	BXA1799

The results in this report apply to the samples analyzed in accordance with the chain of custody document. This analytical report must be reproduced in its entirety.
All results listed in this report are for the exclusive use of the submitting party. BC Laboratories, Inc. assumes no responsibility for report alteration, separation, detachment or third party interpretation.



AECOM
1220 Avenida Acaso
Camarillo, CA 93012

Reported: 01/30/2014 11:48
Project: 1156
Project Number: 351645
Project Manager: Brenda Evans

EPA Method 1664

BCL Sample ID: 1401303-04	Client Sample Name: 1156, MW-3B-W-140116, 1/16/2014 3:05:00PM
----------------------------------	--

Constituent	Result	Units	PQL	Method	MB Bias	Lab Quals	Run #
Oil and Grease	5.3	mg/L	5.0	EPA-1664A HEM	ND		1

Run #	Method	Prep Date	Run Date/Time	Analyst	Instrument	Dilution	QC Batch ID
1	EPA-1664A HEM	01/24/14	01/24/14 08:00	JAK	MAN-SV	1	BXA1910



AECOM
1220 Avenida Acaso
Camarillo, CA 93012

Reported: 01/30/2014 11:48
Project: 1156
Project Number: 351645
Project Manager: Brenda Evans

Gas Testing in Water

BCL Sample ID: 1401303-04	Client Sample Name: 1156, MW-3B-W-140116, 1/16/2014 3:05:00PM
----------------------------------	--

Constituent	Result	Units	PQL	Method	MB Bias	Lab Quals	Run #
Methane	12	mg/L	0.025	RSK-175M	ND	A01	1

Run #	Method	Prep Date	Run Date/Time	Analyst	Instrument	Dilution	QC Batch ID
1	RSK-175M	01/17/14	01/17/14 12:12	EAR	GC-V1	25	BXA1046

The results in this report apply to the samples analyzed in accordance with the chain of custody document. This analytical report must be reproduced in its entirety.
All results listed in this report are for the exclusive use of the submitting party. BC Laboratories, Inc. assumes no responsibility for report alteration, separation, detachment or third party interpretation.



AECOM
1220 Avenida Acaso
Camarillo, CA 93012

Reported: 01/30/2014 11:48
Project: 1156
Project Number: 351645
Project Manager: Brenda Evans

Water Analysis (General Chemistry)

BCL Sample ID: 1401303-04	Client Sample Name: 1156, MW-3B-W-140116, 1/16/2014 3:05:00PM
----------------------------------	--

Constituent	Result	Units	PQL	Method	MB Bias	Lab Quals	Run #
Nitrate as NO3	ND	mg/L	0.44	EPA-300.0	ND		1
Sulfate	1.0	mg/L	1.0	EPA-300.0	ND		1
Iron (II) Species	5200	ug/L	1000	SM-3500-FeD	ND	A01	2

Run #	Method	Prep Date	Run Date/Time	Analyst	Instrument	Dilution	QC Batch ID
1	EPA-300.0	01/18/14	01/18/14 07:51	LD1	IC5	1	BXA1161
2	SM-3500-FeD	01/17/14	01/17/14 09:42	TDC	KONE-1	10	BXA1107

The results in this report apply to the samples analyzed in accordance with the chain of custody document. This analytical report must be reproduced in its entirety.
All results listed in this report are for the exclusive use of the submitting party. BC Laboratories, Inc. assumes no responsibility for report alteration, separation, detachment or third party interpretation.



AECOM
1220 Avenida Acaso
Camarillo, CA 93012

Reported: 01/30/2014 11:48
Project: 1156
Project Number: 351645
Project Manager: Brenda Evans

Metals Analysis

BCL Sample ID: 1401303-04	Client Sample Name: 1156, MW-3B-W-140116, 1/16/2014 3:05:00PM
----------------------------------	--

Constituent	Result	Units	PQL	Method	MB Bias	Lab Quals	Run #
Dissolved Manganese	3300	ug/L	5.0	EPA-200.8	ND	A01	1

Run #	Method	Prep Date	Run Date/Time	Analyst	Instrument	Dilution	QC Batch ID
1	EPA-200.8	01/16/14	01/21/14 12:41	SRM	PE-EL2	5	BXA1227

The results in this report apply to the samples analyzed in accordance with the chain of custody document. This analytical report must be reproduced in its entirety.
All results listed in this report are for the exclusive use of the submitting party. BC Laboratories, Inc. assumes no responsibility for report alteration, separation, detachment or third party interpretation.



AECOM
1220 Avenida Acaso
Camarillo, CA 93012

Reported: 01/30/2014 11:48
Project: 1156
Project Number: 351645
Project Manager: Brenda Evans

Volatile Organic Analysis (EPA Method 8260B)

BCL Sample ID: 1401303-05	Client Sample Name: 1156, MW-4B-W-140116, 1/16/2014 2:57:00PM
----------------------------------	--

Constituent	Result	Units	PQL	Method	MB Bias	Lab Quals	Run #
1,2-Dibromoethane	ND	ug/L	0.50	EPA-8260B	ND		1
1,2-Dichloroethane	ND	ug/L	0.50	EPA-8260B	ND		1
Methyl t-butyl ether	2.3	ug/L	0.50	EPA-8260B	ND		1
t-Amyl Methyl ether	ND	ug/L	0.50	EPA-8260B	ND		1
t-Butyl alcohol	ND	ug/L	10	EPA-8260B	ND		1
Diisopropyl ether	ND	ug/L	0.50	EPA-8260B	ND		1
Ethanol	ND	ug/L	250	EPA-8260B	ND		1
Ethyl t-butyl ether	ND	ug/L	0.50	EPA-8260B	ND		1
1,2-Dichloroethane-d4 (Surrogate)	103	%	75 - 125 (LCL - UCL)	EPA-8260B			1
Toluene-d8 (Surrogate)	102	%	80 - 120 (LCL - UCL)	EPA-8260B			1
4-Bromofluorobenzene (Surrogate)	98.0	%	80 - 120 (LCL - UCL)	EPA-8260B			1

Run #	Method	Prep Date	Run		Analyst	Instrument	Dilution	QC
			Date/Time					Batch ID
1	EPA-8260B	01/21/14	01/21/14	11:35	JCC	MS-V14	1	BXA1318

The results in this report apply to the samples analyzed in accordance with the chain of custody document. This analytical report must be reproduced in its entirety. All results listed in this report are for the exclusive use of the submitting party. BC Laboratories, Inc. assumes no responsibility for report alteration, separation, detachment or third party interpretation.



AECOM
1220 Avenida Acaso
Camarillo, CA 93012

Reported: 01/30/2014 11:48
Project: 1156
Project Number: 351645
Project Manager: Brenda Evans

Purgeable Aromatics and Total Petroleum Hydrocarbons

BCL Sample ID: 1401303-05	Client Sample Name: 1156, MW-4B-W-140116, 1/16/2014 2:57:00PM
----------------------------------	--

Constituent	Result	Units	PQL	Method	MB Bias	Lab Quals	Run #
Benzene	0.32	ug/L	0.30	EPA-8020	ND		1
Toluene	ND	ug/L	0.30	EPA-8020	ND		1
Ethylbenzene	ND	ug/L	0.30	EPA-8020	ND		1
Total Xylenes	ND	ug/L	0.60	EPA-8020	ND		1
Gasoline Range Organics (C4 - C12)	ND	ug/L	50	EPA-8015B	ND		2
a,a,a-Trifluorotoluene (PID Surrogate)	90.9	%	70 - 130 (LCL - UCL)	EPA-8020			1
a,a,a-Trifluorotoluene (FID Surrogate)	90.2	%	70 - 130 (LCL - UCL)	EPA-8015B			2

Run #	Method	Prep Date	Run Date/Time	Analyst	Instrument	Dilution	QC Batch ID
1	EPA-8020	01/28/14	01/29/14 09:09	jjh	GC-V9	1	BXA1817
2	EPA-8015B	01/28/14	01/29/14 09:09	jjh	GC-V9	1	BXA1817

The results in this report apply to the samples analyzed in accordance with the chain of custody document. This analytical report must be reproduced in its entirety. All results listed in this report are for the exclusive use of the submitting party. BC Laboratories, Inc. assumes no responsibility for report alteration, separation, detachment or third party interpretation.



AECOM
1220 Avenida Acaso
Camarillo, CA 93012

Reported: 01/30/2014 11:48
Project: 1156
Project Number: 351645
Project Manager: Brenda Evans

Total Petroleum Hydrocarbons (Silica Gel Treated)

BCL Sample ID: 1401303-05	Client Sample Name: 1156, MW-4B-W-140116, 1/16/2014 2:57:00PM						
Constituent	Result	Units	PQL	Method	MB Bias	Lab Quals	Run #
Diesel Range Organics (C12 - C24)	ND	ug/L	40	EPA-8015B/TPH d	ND		1
Tetracosane (Surrogate)	38.9	%	20 - 120 (LCL - UCL)	EPA-8015B/TPH d			1
Capric acid (Reverse Surrogate)	0	%	0 - 2 (LCL - UCL)	EPA-8015B/TPH d			1

Run #	Method	Prep Date	Run Date/Time	Analyst	Instrument	Dilution	QC Batch ID
1	EPA-8015B/TPHd	01/20/14	01/29/14 19:49	JAR	GC-5	1	BXA1799

The results in this report apply to the samples analyzed in accordance with the chain of custody document. This analytical report must be reproduced in its entirety.
All results listed in this report are for the exclusive use of the submitting party. BC Laboratories, Inc. assumes no responsibility for report alteration, separation, detachment or third party interpretation.



AECOM
1220 Avenida Acaso
Camarillo, CA 93012

Reported: 01/30/2014 11:48
Project: 1156
Project Number: 351645
Project Manager: Brenda Evans

EPA Method 1664

BCL Sample ID: 1401303-05	Client Sample Name: 1156, MW-4B-W-140116, 1/16/2014 2:57:00PM
----------------------------------	--

Constituent	Result	Units	PQL	Method	MB Bias	Lab Quals	Run #
Oil and Grease	ND	mg/L	5.0	EPA-1664A HEM	ND		1

Run #	Method	Prep Date	Run Date/Time	Analyst	Instrument	Dilution	QC Batch ID
1	EPA-1664A HEM	01/24/14	01/24/14 08:00	JAK	MAN-SV	1	BXA1910



AECOM
1220 Avenida Acaso
Camarillo, CA 93012

Reported: 01/30/2014 11:48
Project: 1156
Project Number: 351645
Project Manager: Brenda Evans

Gas Testing in Water

BCL Sample ID: 1401303-05	Client Sample Name: 1156, MW-4B-W-140116, 1/16/2014 2:57:00PM
----------------------------------	--

Constituent	Result	Units	PQL	Method	MB Bias	Lab Quals	Run #
Methane	0.0079	mg/L	0.0010	RSK-175M	ND		1

Run #	Method	Prep Date	Run Date/Time	Analyst	Instrument	Dilution	QC Batch ID
1	RSK-175M	01/17/14	01/17/14 12:53	EAR	GC-V1	1	BXA1046

The results in this report apply to the samples analyzed in accordance with the chain of custody document. This analytical report must be reproduced in its entirety.
All results listed in this report are for the exclusive use of the submitting party. BC Laboratories, Inc. assumes no responsibility for report alteration, separation, detachment or third party interpretation.



AECOM
1220 Avenida Acaso
Camarillo, CA 93012

Reported: 01/30/2014 11:48
Project: 1156
Project Number: 351645
Project Manager: Brenda Evans

Water Analysis (General Chemistry)

BCL Sample ID: 1401303-05	Client Sample Name: 1156, MW-4B-W-140116, 1/16/2014 2:57:00PM
----------------------------------	--

Constituent	Result	Units	PQL	Method	MB Bias	Lab Quals	Run #
Nitrate as NO3	12	mg/L	0.44	EPA-300.0	ND		1
Sulfate	28	mg/L	1.0	EPA-300.0	ND		1
Iron (II) Species	ND	ug/L	100	SM-3500-FeD	ND		2

Run #	Method	Prep Date	Run Date/Time	Analyst	Instrument	Dilution	QC Batch ID
1	EPA-300.0	01/18/14	01/18/14 08:38	LD1	IC5	1	BXA1161
2	SM-3500-FeD	01/17/14	01/17/14 09:31	TDC	KONE-1	1	BXA1107

The results in this report apply to the samples analyzed in accordance with the chain of custody document. This analytical report must be reproduced in its entirety.
All results listed in this report are for the exclusive use of the submitting party. BC Laboratories, Inc. assumes no responsibility for report alteration, separation, detachment or third party interpretation.



AECOM
1220 Avenida Acaso
Camarillo, CA 93012

Reported: 01/30/2014 11:48
Project: 1156
Project Number: 351645
Project Manager: Brenda Evans

Metals Analysis

BCL Sample ID: 1401303-05	Client Sample Name: 1156, MW-4B-W-140116, 1/16/2014 2:57:00PM
----------------------------------	--

Constituent	Result	Units	PQL	Method	MB Bias	Lab Quals	Run #
Dissolved Manganese	70	ug/L	1.0	EPA-200.8	ND		1

Run #	Method	Prep Date	Run Date/Time	Analyst	Instrument	Dilution	QC Batch ID
1	EPA-200.8	01/16/14	01/21/14 12:19	SRM	PE-EL2	1	BXA1227



AECOM
1220 Avenida Acaso
Camarillo, CA 93012

Reported: 01/30/2014 11:48
Project: 1156
Project Number: 351645
Project Manager: Brenda Evans

Volatile Organic Analysis (EPA Method 8260B)

BCL Sample ID: 1401303-06	Client Sample Name: 1156, MW-5-W-140116, 1/16/2014 10:00:00AM
----------------------------------	--

Constituent	Result	Units	PQL	Method	MB Bias	Lab Quals	Run #
1,2-Dibromoethane	ND	ug/L	0.50	EPA-8260B	ND		1
1,2-Dichloroethane	0.67	ug/L	0.50	EPA-8260B	ND		1
Methyl t-butyl ether	39	ug/L	0.50	EPA-8260B	ND		1
t-Amyl Methyl ether	ND	ug/L	0.50	EPA-8260B	ND		1
t-Butyl alcohol	ND	ug/L	10	EPA-8260B	ND		1
Diisopropyl ether	ND	ug/L	0.50	EPA-8260B	ND		1
Ethanol	ND	ug/L	250	EPA-8260B	ND		1
Ethyl t-butyl ether	ND	ug/L	0.50	EPA-8260B	ND		1
1,2-Dichloroethane-d4 (Surrogate)	105	%	75 - 125 (LCL - UCL)	EPA-8260B			1
Toluene-d8 (Surrogate)	101	%	80 - 120 (LCL - UCL)	EPA-8260B			1
4-Bromofluorobenzene (Surrogate)	96.8	%	80 - 120 (LCL - UCL)	EPA-8260B			1

Run #	Method	Prep Date	Run		Analyst	Instrument	Dilution	QC
			Date/Time					Batch ID
1	EPA-8260B	01/21/14	01/21/14	11:57	JCC	MS-V14	1	BXA1318

The results in this report apply to the samples analyzed in accordance with the chain of custody document. This analytical report must be reproduced in its entirety. All results listed in this report are for the exclusive use of the submitting party. BC Laboratories, Inc. assumes no responsibility for report alteration, separation, detachment or third party interpretation.



AECOM
1220 Avenida Acaso
Camarillo, CA 93012

Reported: 01/30/2014 11:48
Project: 1156
Project Number: 351645
Project Manager: Brenda Evans

Purgeable Aromatics and Total Petroleum Hydrocarbons

BCL Sample ID: 1401303-06	Client Sample Name: 1156, MW-5-W-140116, 1/16/2014 10:00:00AM
----------------------------------	--

Constituent	Result	Units	PQL	Method	MB Bias	Lab Quals	Run #
Benzene	ND	ug/L	0.30	EPA-8020	ND		1
Toluene	ND	ug/L	0.30	EPA-8020	ND		1
Ethylbenzene	ND	ug/L	0.30	EPA-8020	ND		1
Total Xylenes	ND	ug/L	0.60	EPA-8020	ND		1
Gasoline Range Organics (C4 - C12)	ND	ug/L	50	EPA-8015B	ND		2
a,a,a-Trifluorotoluene (PID Surrogate)	84.4	%	70 - 130 (LCL - UCL)	EPA-8020			1
a,a,a-Trifluorotoluene (FID Surrogate)	80.6	%	70 - 130 (LCL - UCL)	EPA-8015B			2

Run #	Method	Prep Date	Run Date/Time	Analyst	Instrument	Dilution	QC Batch ID
1	EPA-8020	01/28/14	01/28/14 22:38	jjh	GC-V9	1	BXA1817
2	EPA-8015B	01/28/14	01/28/14 22:38	jjh	GC-V9	1	BXA1817

The results in this report apply to the samples analyzed in accordance with the chain of custody document. This analytical report must be reproduced in its entirety. All results listed in this report are for the exclusive use of the submitting party. BC Laboratories, Inc. assumes no responsibility for report alteration, separation, detachment or third party interpretation.



AECOM
1220 Avenida Acaso
Camarillo, CA 93012

Reported: 01/30/2014 11:48
Project: 1156
Project Number: 351645
Project Manager: Brenda Evans

Total Petroleum Hydrocarbons (Silica Gel Treated)

BCL Sample ID: 1401303-06	Client Sample Name: 1156, MW-5-W-140116, 1/16/2014 10:00:00AM						
Constituent	Result	Units	PQL	Method	MB Bias	Lab Quals	Run #
Diesel Range Organics (C12 - C24)	ND	ug/L	40	EPA-8015B/TPH d	ND		1
Tetracosane (Surrogate)	46.3	%	20 - 120 (LCL - UCL)	EPA-8015B/TPH d			1
Capric acid (Reverse Surrogate)	0	%	0 - 2 (LCL - UCL)	EPA-8015B/TPH d			1

Run #	Method	Prep Date	Run Date/Time	Analyst	Instrument	Dilution	QC Batch ID
1	EPA-8015B/TPHd	01/20/14	01/29/14 20:01	JAR	GC-5	1	BXA1799



AECOM
1220 Avenida Acaso
Camarillo, CA 93012

Reported: 01/30/2014 11:48
Project: 1156
Project Number: 351645
Project Manager: Brenda Evans

EPA Method 1664

BCL Sample ID: 1401303-06	Client Sample Name: 1156, MW-5-W-140116, 1/16/2014 10:00:00AM
----------------------------------	--

Constituent	Result	Units	PQL	Method	MB Bias	Lab Quals	Run #
Oil and Grease	ND	mg/L	5.0	EPA-1664A HEM	ND		1

Run #	Method	Prep Date	Run Date/Time	Analyst	Instrument	Dilution	QC Batch ID
1	EPA-1664A HEM	01/24/14	01/24/14 08:00	JAK	MAN-SV	1	BXA1910



AECOM
1220 Avenida Acaso
Camarillo, CA 93012

Reported: 01/30/2014 11:48
Project: 1156
Project Number: 351645
Project Manager: Brenda Evans

Gas Testing in Water

BCL Sample ID: 1401303-06	Client Sample Name: 1156, MW-5-W-140116, 1/16/2014 10:00:00AM
----------------------------------	--

Constituent	Result	Units	PQL	Method	MB Bias	Lab Quals	Run #
Methane	0.0027	mg/L	0.0010	RSK-175M	ND		1

Run #	Method	Prep Date	Run Date/Time	Analyst	Instrument	Dilution	QC Batch ID
1	RSK-175M	01/17/14	01/17/14 12:18	EAR	GC-V1	1	BXA1046



AECOM
1220 Avenida Acaso
Camarillo, CA 93012

Reported: 01/30/2014 11:48
Project: 1156
Project Number: 351645
Project Manager: Brenda Evans

Water Analysis (General Chemistry)

BCL Sample ID: 1401303-06	Client Sample Name: 1156, MW-5-W-140116, 1/16/2014 10:00:00AM
----------------------------------	--

Constituent	Result	Units	PQL	Method	MB Bias	Lab Quals	Run #
Nitrate as NO3	4.5	mg/L	0.44	EPA-300.0	ND		1
Sulfate	27	mg/L	1.0	EPA-300.0	ND		1
Iron (II) Species	ND	ug/L	100	SM-3500-FeD	ND		2

Run #	Method	Prep Date	Run		Instrument	Dilution	QC
			Date/Time	Analyst			Batch ID
1	EPA-300.0	01/18/14	01/18/14 08:53	LD1	IC5	1	BXA1161
2	SM-3500-FeD	01/17/14	01/17/14 09:31	TDC	KONE-1	1	BXA1107

The results in this report apply to the samples analyzed in accordance with the chain of custody document. This analytical report must be reproduced in its entirety.
All results listed in this report are for the exclusive use of the submitting party. BC Laboratories, Inc. assumes no responsibility for report alteration, separation, detachment or third party interpretation.



AECOM
1220 Avenida Acaso
Camarillo, CA 93012

Reported: 01/30/2014 11:48
Project: 1156
Project Number: 351645
Project Manager: Brenda Evans

Metals Analysis

BCL Sample ID: 1401303-06	Client Sample Name: 1156, MW-5-W-140116, 1/16/2014 10:00:00AM
----------------------------------	--

Constituent	Result	Units	PQL	Method	MB Bias	Lab Quals	Run #
Dissolved Manganese	5.2	ug/L	1.0	EPA-200.8	ND		1

Run #	Method	Prep Date	Run Date/Time	Analyst	Instrument	Dilution	QC Batch ID
1	EPA-200.8	01/16/14	01/21/14 12:22	SRM	PE-EL2	1	BXA1227

The results in this report apply to the samples analyzed in accordance with the chain of custody document. This analytical report must be reproduced in its entirety.
All results listed in this report are for the exclusive use of the submitting party. BC Laboratories, Inc. assumes no responsibility for report alteration, separation, detachment or third party interpretation.



AECOM
1220 Avenida Acaso
Camarillo, CA 93012

Reported: 01/30/2014 11:48
Project: 1156
Project Number: 351645
Project Manager: Brenda Evans

Volatile Organic Analysis (EPA Method 8260B)

BCL Sample ID: 1401303-07	Client Sample Name: 1156, MW-7-W-140116, 1/16/2014 11:15:00AM
----------------------------------	--

Constituent	Result	Units	PQL	Method	MB Bias	Lab Quals	Run #
1,2-Dibromoethane	ND	ug/L	0.50	EPA-8260B	ND		1
1,2-Dichloroethane	1.4	ug/L	0.50	EPA-8260B	ND		1
Methyl t-butyl ether	310	ug/L	5.0	EPA-8260B	ND	A01	2
t-Amyl Methyl ether	ND	ug/L	0.50	EPA-8260B	ND		1
t-Butyl alcohol	ND	ug/L	10	EPA-8260B	ND		1
Diisopropyl ether	ND	ug/L	0.50	EPA-8260B	ND		1
Ethanol	ND	ug/L	250	EPA-8260B	ND		1
Ethyl t-butyl ether	ND	ug/L	0.50	EPA-8260B	ND		1
1,2-Dichloroethane-d4 (Surrogate)	102	%	75 - 125 (LCL - UCL)	EPA-8260B			1
1,2-Dichloroethane-d4 (Surrogate)	100	%	75 - 125 (LCL - UCL)	EPA-8260B			2
Toluene-d8 (Surrogate)	102	%	80 - 120 (LCL - UCL)	EPA-8260B			1
Toluene-d8 (Surrogate)	103	%	80 - 120 (LCL - UCL)	EPA-8260B			2
4-Bromofluorobenzene (Surrogate)	95.3	%	80 - 120 (LCL - UCL)	EPA-8260B			1
4-Bromofluorobenzene (Surrogate)	100	%	80 - 120 (LCL - UCL)	EPA-8260B			2

Run #	Method	Prep Date	Run		Instrument	Dilution	QC
			Date/Time	Analyst			Batch ID
1	EPA-8260B	01/21/14	01/21/14 13:04	JCC	MS-V14	1	BXA1318
2	EPA-8260B	01/21/14	01/21/14 17:54	JCC	MS-V14	10	BXA1318

The results in this report apply to the samples analyzed in accordance with the chain of custody document. This analytical report must be reproduced in its entirety. All results listed in this report are for the exclusive use of the submitting party. BC Laboratories, Inc. assumes no responsibility for report alteration, separation, detachment or third party interpretation.



AECOM
1220 Avenida Acaso
Camarillo, CA 93012

Reported: 01/30/2014 11:48
Project: 1156
Project Number: 351645
Project Manager: Brenda Evans

Purgeable Aromatics and Total Petroleum Hydrocarbons

BCL Sample ID: 1401303-07	Client Sample Name: 1156, MW-7-W-140116, 1/16/2014 11:15:00AM
----------------------------------	--

Constituent	Result	Units	PQL	Method	MB Bias	Lab Quals	Run #
Benzene	ND	ug/L	0.30	EPA-8020	ND		1
Toluene	ND	ug/L	0.30	EPA-8020	ND		1
Ethylbenzene	ND	ug/L	0.30	EPA-8020	ND		1
Total Xylenes	ND	ug/L	0.60	EPA-8020	ND		1
Gasoline Range Organics (C4 - C12)	ND	ug/L	50	EPA-8015B	ND		2
a,a,a-Trifluorotoluene (PID Surrogate)	81.3	%	70 - 130 (LCL - UCL)	EPA-8020			1
a,a,a-Trifluorotoluene (FID Surrogate)	80.6	%	70 - 130 (LCL - UCL)	EPA-8015B			2

Run #	Method	Prep Date	Run Date/Time	Analyst	Instrument	Dilution	QC Batch ID
1	EPA-8020	01/28/14	01/28/14 22:58	jjh	GC-V9	1	BXA1817
2	EPA-8015B	01/28/14	01/28/14 22:58	jjh	GC-V9	1	BXA1817



AECOM
1220 Avenida Acaso
Camarillo, CA 93012

Reported: 01/30/2014 11:48
Project: 1156
Project Number: 351645
Project Manager: Brenda Evans

Total Petroleum Hydrocarbons (Silica Gel Treated)

BCL Sample ID: 1401303-07	Client Sample Name: 1156, MW-7-W-140116, 1/16/2014 11:15:00AM						
Constituent	Result	Units	PQL	Method	MB Bias	Lab Quals	Run #
Diesel Range Organics (C12 - C24)	ND	ug/L	40	EPA-8015B/TPH d	ND		1
Tetracosane (Surrogate)	38.7	%	20 - 120 (LCL - UCL)	EPA-8015B/TPH d			1
Capric acid (Reverse Surrogate)	0	%	0 - 2 (LCL - UCL)	EPA-8015B/TPH d			1

Run #	Method	Prep Date	Run Date/Time	Analyst	Instrument	Dilution	QC Batch ID
1	EPA-8015B/TPHd	01/20/14	01/29/14 20:40	JAR	GC-5	1	BXA1799



AECOM
1220 Avenida Acaso
Camarillo, CA 93012

Reported: 01/30/2014 11:48
Project: 1156
Project Number: 351645
Project Manager: Brenda Evans

EPA Method 1664

BCL Sample ID: 1401303-07	Client Sample Name: 1156, MW-7-W-140116, 1/16/2014 11:15:00AM
----------------------------------	--

Constituent	Result	Units	PQL	Method	MB Bias	Lab Quals	Run #
Oil and Grease	ND	mg/L	5.0	EPA-1664A HEM	ND		1

Run #	Method	Prep Date	Run Date/Time	Analyst	Instrument	Dilution	QC Batch ID
1	EPA-1664A HEM	01/24/14	01/24/14 08:00	JAK	MAN-SV	1	BXA1910



AECOM
1220 Avenida Acaso
Camarillo, CA 93012

Reported: 01/30/2014 11:48
Project: 1156
Project Number: 351645
Project Manager: Brenda Evans

Gas Testing in Water

BCL Sample ID: 1401303-07	Client Sample Name: 1156, MW-7-W-140116, 1/16/2014 11:15:00AM
----------------------------------	--

Constituent	Result	Units	PQL	Method	MB Bias	Lab Quals	Run #
Methane	0.081	mg/L	0.0010	RSK-175M	ND		1

Run #	Method	Prep Date	Run Date/Time	Analyst	Instrument	Dilution	QC Batch ID
1	RSK-175M	01/17/14	01/17/14 12:22	EAR	GC-V1	1	BXA1046

The results in this report apply to the samples analyzed in accordance with the chain of custody document. This analytical report must be reproduced in its entirety.
All results listed in this report are for the exclusive use of the submitting party. BC Laboratories, Inc. assumes no responsibility for report alteration, separation, detachment or third party interpretation.



AECOM
1220 Avenida Acaso
Camarillo, CA 93012

Reported: 01/30/2014 11:48
Project: 1156
Project Number: 351645
Project Manager: Brenda Evans

Water Analysis (General Chemistry)

BCL Sample ID: 1401303-07	Client Sample Name: 1156, MW-7-W-140116, 1/16/2014 11:15:00AM
----------------------------------	--

Constituent	Result	Units	PQL	Method	MB Bias	Lab Quals	Run #
Nitrate as NO3	ND	mg/L	0.44	EPA-300.0	ND		1
Sulfate	4.1	mg/L	1.0	EPA-300.0	ND		1
Iron (II) Species	2200	ug/L	100	SM-3500-FeD	ND		2

Run #	Method	Prep Date	Run Date/Time	Analyst	Instrument	Dilution	QC Batch ID
1	EPA-300.0	01/18/14	01/18/14 09:08	LD1	IC5	1	BXA1161
2	SM-3500-FeD	01/17/14	01/17/14 09:31	TDC	KONE-1	1	BXA1107

The results in this report apply to the samples analyzed in accordance with the chain of custody document. This analytical report must be reproduced in its entirety.
All results listed in this report are for the exclusive use of the submitting party. BC Laboratories, Inc. assumes no responsibility for report alteration, separation, detachment or third party interpretation.



AECOM
1220 Avenida Acaso
Camarillo, CA 93012

Reported: 01/30/2014 11:48
Project: 1156
Project Number: 351645
Project Manager: Brenda Evans

Metals Analysis

BCL Sample ID: 1401303-07	Client Sample Name: 1156, MW-7-W-140116, 1/16/2014 11:15:00AM
----------------------------------	--

Constituent	Result	Units	PQL	Method	MB Bias	Lab Quals	Run #
Dissolved Manganese	300	ug/L	1.0	EPA-200.8	ND		1

Run #	Method	Prep Date	Run Date/Time	Analyst	Instrument	Dilution	QC Batch ID
1	EPA-200.8	01/16/14	01/21/14 11:49	SRM	PE-EL2	1	BXA1227



AECOM
1220 Avenida Acaso
Camarillo, CA 93012

Reported: 01/30/2014 11:48
Project: 1156
Project Number: 351645
Project Manager: Brenda Evans

Volatile Organic Analysis (EPA Method 8260B)

BCL Sample ID: 1401303-08	Client Sample Name: 1156, MW-9A-W-140116, 1/16/2014 2:05:00PM
----------------------------------	--

Constituent	Result	Units	PQL	Method	MB Bias	Lab Quals	Run #
1,2-Dibromoethane	ND	ug/L	0.50	EPA-8260B	ND		1
1,2-Dichloroethane	25	ug/L	0.50	EPA-8260B	ND		1
Methyl t-butyl ether	ND	ug/L	0.50	EPA-8260B	ND		1
t-Amyl Methyl ether	ND	ug/L	0.50	EPA-8260B	ND		1
t-Butyl alcohol	2800	ug/L	20	EPA-8260B	ND	A01	2
Diisopropyl ether	ND	ug/L	0.50	EPA-8260B	ND		1
Ethanol	ND	ug/L	250	EPA-8260B	ND		1
Ethyl t-butyl ether	ND	ug/L	0.50	EPA-8260B	ND		1
1,2-Dichloroethane-d4 (Surrogate)	108	%	75 - 125 (LCL - UCL)	EPA-8260B			1
1,2-Dichloroethane-d4 (Surrogate)	120	%	75 - 125 (LCL - UCL)	EPA-8260B			2
Toluene-d8 (Surrogate)	107	%	80 - 120 (LCL - UCL)	EPA-8260B			1
Toluene-d8 (Surrogate)	105	%	80 - 120 (LCL - UCL)	EPA-8260B			2
4-Bromofluorobenzene (Surrogate)	106	%	80 - 120 (LCL - UCL)	EPA-8260B			1
4-Bromofluorobenzene (Surrogate)	105	%	80 - 120 (LCL - UCL)	EPA-8260B			2

Run #	Method	Prep Date	Run		Analyst	Instrument	Dilution	QC
			Date/Time					Batch ID
1	EPA-8260B	01/21/14	01/21/14	13:26	JCC	MS-V14	1	BXA1318
2	EPA-8260B	01/21/14	01/23/14	16:44	JCC	MS-V14	2	BXA1318



AECOM
1220 Avenida Acaso
Camarillo, CA 93012

Reported: 01/30/2014 11:48
Project: 1156
Project Number: 351645
Project Manager: Brenda Evans

Purgeable Aromatics and Total Petroleum Hydrocarbons

BCL Sample ID: 1401303-08	Client Sample Name: 1156, MW-9A-W-140116, 1/16/2014 2:05:00PM
----------------------------------	--

Constituent	Result	Units	PQL	Method	MB Bias	Lab Quals	Run #
Benzene	820	ug/L	6.0	EPA-8020	ND	A01	1
Toluene	ND	ug/L	6.0	EPA-8020	ND	A01	1
Ethylbenzene	180	ug/L	6.0	EPA-8020	ND	A01	1
Total Xylenes	ND	ug/L	12	EPA-8020	ND	A01	1
Gasoline Range Organics (C4 - C12)	4600	ug/L	1000	EPA-8015B	ND	A01	2
a,a,a-Trifluorotoluene (PID Surrogate)	92.3	%	70 - 130 (LCL - UCL)	EPA-8020			1
a,a,a-Trifluorotoluene (FID Surrogate)	81.0	%	70 - 130 (LCL - UCL)	EPA-8015B			2

Run #	Method	Prep Date	Run Date/Time	Analyst	Instrument	Dilution	QC Batch ID
1	EPA-8020	01/28/14	01/29/14 10:09	jjh	GC-V9	20	BXA1817
2	EPA-8015B	01/28/14	01/29/14 10:09	jjh	GC-V9	20	BXA1817

The results in this report apply to the samples analyzed in accordance with the chain of custody document. This analytical report must be reproduced in its entirety. All results listed in this report are for the exclusive use of the submitting party. BC Laboratories, Inc. assumes no responsibility for report alteration, separation, detachment or third party interpretation.



AECOM
1220 Avenida Acaso
Camarillo, CA 93012

Reported: 01/30/2014 11:48
Project: 1156
Project Number: 351645
Project Manager: Brenda Evans

Total Petroleum Hydrocarbons (Silica Gel Treated)

BCL Sample ID: 1401303-08	Client Sample Name: 1156, MW-9A-W-140116, 1/16/2014 2:05:00PM						
Constituent	Result	Units	PQL	Method	MB Bias	Lab Quals	Run #
Diesel Range Organics (C12 - C24)	200	ug/L	40	EPA-8015B/TPH d	ND	A52	1
Tetracosane (Surrogate)	35.6	%	20 - 120 (LCL - UCL)	EPA-8015B/TPH d			1
Capric acid (Reverse Surrogate)	0	%	0 - 2 (LCL - UCL)	EPA-8015B/TPH d			1

Run #	Method	Prep Date	Run Date/Time	Analyst	Instrument	Dilution	QC Batch ID
1	EPA-8015B/TPHd	01/20/14	01/29/14 20:53	JAR	GC-5	1	BXA1799

The results in this report apply to the samples analyzed in accordance with the chain of custody document. This analytical report must be reproduced in its entirety.
All results listed in this report are for the exclusive use of the submitting party. BC Laboratories, Inc. assumes no responsibility for report alteration, separation, detachment or third party interpretation.



AECOM
1220 Avenida Acaso
Camarillo, CA 93012

Reported: 01/30/2014 11:48
Project: 1156
Project Number: 351645
Project Manager: Brenda Evans

EPA Method 1664

BCL Sample ID: 1401303-08	Client Sample Name: 1156, MW-9A-W-140116, 1/16/2014 2:05:00PM
----------------------------------	--

Constituent	Result	Units	PQL	Method	MB Bias	Lab Quals	Run #
Oil and Grease	ND	mg/L	5.0	EPA-1664A HEM	ND		1

Run #	Method	Prep Date	Run Date/Time	Analyst	Instrument	Dilution	QC Batch ID
1	EPA-1664A HEM	01/24/14	01/24/14 08:00	JAK	MAN-SV	1	BXA1910



AECOM
1220 Avenida Acaso
Camarillo, CA 93012

Reported: 01/30/2014 11:48
Project: 1156
Project Number: 351645
Project Manager: Brenda Evans

Gas Testing in Water

BCL Sample ID: 1401303-08	Client Sample Name: 1156, MW-9A-W-140116, 1/16/2014 2:05:00PM
----------------------------------	--

Constituent	Result	Units	PQL	Method	MB Bias	Lab Quals	Run #
Methane	2.5	mg/L	0.0050	RSK-175M	ND	A01	1

Run #	Method	Prep Date	Run Date/Time	Analyst	Instrument	Dilution	QC Batch ID
1	RSK-175M	01/17/14	01/17/14 12:34	EAR	GC-V1	5	BXA1145

The results in this report apply to the samples analyzed in accordance with the chain of custody document. This analytical report must be reproduced in its entirety.
All results listed in this report are for the exclusive use of the submitting party. BC Laboratories, Inc. assumes no responsibility for report alteration, separation, detachment or third party interpretation.



AECOM
1220 Avenida Acaso
Camarillo, CA 93012

Reported: 01/30/2014 11:48
Project: 1156
Project Number: 351645
Project Manager: Brenda Evans

Water Analysis (General Chemistry)

BCL Sample ID: 1401303-08	Client Sample Name: 1156, MW-9A-W-140116, 1/16/2014 2:05:00PM
----------------------------------	--

Constituent	Result	Units	PQL	Method	MB Bias	Lab Quals	Run #
Nitrate as NO3	ND	mg/L	0.88	EPA-300.0	ND	A10	1
Sulfate	8.6	mg/L	2.0	EPA-300.0	ND	A01	1
Iron (II) Species	2400	ug/L	100	SM-3500-FeD	ND		2

Run #	Method	Prep Date	Run Date/Time	Analyst	Instrument	Dilution	QC Batch ID
1	EPA-300.0	01/18/14	01/18/14 09:24	LD1	IC5	2	BXA1161
2	SM-3500-FeD	01/17/14	01/17/14 09:31	TDC	KONE-1	1	BXA1107

The results in this report apply to the samples analyzed in accordance with the chain of custody document. This analytical report must be reproduced in its entirety.
All results listed in this report are for the exclusive use of the submitting party. BC Laboratories, Inc. assumes no responsibility for report alteration, separation, detachment or third party interpretation.



AECOM
1220 Avenida Acaso
Camarillo, CA 93012

Reported: 01/30/2014 11:48
Project: 1156
Project Number: 351645
Project Manager: Brenda Evans

Metals Analysis

BCL Sample ID: 1401303-08	Client Sample Name: 1156, MW-9A-W-140116, 1/16/2014 2:05:00PM
----------------------------------	--

Constituent	Result	Units	PQL	Method	MB Bias	Lab Quals	Run #
Dissolved Manganese	1500	ug/L	1.0	EPA-200.8	ND		1

Run #	Method	Prep Date	Run Date/Time	Analyst	Instrument	Dilution	QC Batch ID
1	EPA-200.8	01/16/14	01/21/14 12:25	SRM	PE-EL2	1	BXA1227

The results in this report apply to the samples analyzed in accordance with the chain of custody document. This analytical report must be reproduced in its entirety.
All results listed in this report are for the exclusive use of the submitting party. BC Laboratories, Inc. assumes no responsibility for report alteration, separation, detachment or third party interpretation.



AECOM
1220 Avenida Acaso
Camarillo, CA 93012

Reported: 01/30/2014 11:48
Project: 1156
Project Number: 351645
Project Manager: Brenda Evans

Volatile Organic Analysis (EPA Method 8260B)

BCL Sample ID: 1401303-09	Client Sample Name: 1156, MW-9B-W-140116, 1/16/2014 12:10:00PM
----------------------------------	---

Constituent	Result	Units	PQL	Method	MB Bias	Lab Quals	Run #
1,2-Dibromoethane	ND	ug/L	0.50	EPA-8260B	ND		1
1,2-Dichloroethane	1.7	ug/L	0.50	EPA-8260B	ND		1
Methyl t-butyl ether	56	ug/L	0.50	EPA-8260B	ND		1
t-Amyl Methyl ether	ND	ug/L	0.50	EPA-8260B	ND		1
t-Butyl alcohol	ND	ug/L	10	EPA-8260B	ND		1
Diisopropyl ether	ND	ug/L	0.50	EPA-8260B	ND		1
Ethanol	ND	ug/L	250	EPA-8260B	ND		1
Ethyl t-butyl ether	ND	ug/L	0.50	EPA-8260B	ND		1
1,2-Dichloroethane-d4 (Surrogate)	104	%	75 - 125 (LCL - UCL)	EPA-8260B			1
Toluene-d8 (Surrogate)	103	%	80 - 120 (LCL - UCL)	EPA-8260B			1
4-Bromofluorobenzene (Surrogate)	95.7	%	80 - 120 (LCL - UCL)	EPA-8260B			1

Run #	Method	Prep Date	Run Date/Time	Analyst	Instrument	Dilution	QC Batch ID
1	EPA-8260B	01/21/14	01/21/14 12:20	JCC	MS-V14	1	BXA1318

The results in this report apply to the samples analyzed in accordance with the chain of custody document. This analytical report must be reproduced in its entirety. All results listed in this report are for the exclusive use of the submitting party. BC Laboratories, Inc. assumes no responsibility for report alteration, separation, detachment or third party interpretation.



AECOM
1220 Avenida Acaso
Camarillo, CA 93012

Reported: 01/30/2014 11:48
Project: 1156
Project Number: 351645
Project Manager: Brenda Evans

Purgeable Aromatics and Total Petroleum Hydrocarbons

BCL Sample ID: 1401303-09	Client Sample Name: 1156, MW-9B-W-140116, 1/16/2014 12:10:00PM						
Constituent	Result	Units	PQL	Method	MB Bias	Lab Quals	Run #
Benzene	ND	ug/L	0.30	EPA-8020	ND		1
Toluene	ND	ug/L	0.30	EPA-8020	ND		1
Ethylbenzene	ND	ug/L	0.30	EPA-8020	ND		1
Total Xylenes	ND	ug/L	0.60	EPA-8020	ND		1
Gasoline Range Organics (C4 - C12)	ND	ug/L	50	EPA-8015B	ND		2
a,a,a-Trifluorotoluene (PID Surrogate)	89.1	%	70 - 130 (LCL - UCL)	EPA-8020			1
a,a,a-Trifluorotoluene (FID Surrogate)	87.0	%	70 - 130 (LCL - UCL)	EPA-8015B			2

Run #	Method	Prep Date	Run Date/Time	Analyst	Instrument	Dilution	QC Batch ID
1	EPA-8020	01/28/14	01/29/14 09:29	jjh	GC-V9	1	BXA1817
2	EPA-8015B	01/28/14	01/29/14 09:29	jjh	GC-V9	1	BXA1817

The results in this report apply to the samples analyzed in accordance with the chain of custody document. This analytical report must be reproduced in its entirety. All results listed in this report are for the exclusive use of the submitting party. BC Laboratories, Inc. assumes no responsibility for report alteration, separation, detachment or third party interpretation.



AECOM
1220 Avenida Acaso
Camarillo, CA 93012

Reported: 01/30/2014 11:48
Project: 1156
Project Number: 351645
Project Manager: Brenda Evans

Total Petroleum Hydrocarbons (Silica Gel Treated)

BCL Sample ID: 1401303-09	Client Sample Name: 1156, MW-9B-W-140116, 1/16/2014 12:10:00PM						
Constituent	Result	Units	PQL	Method	MB Bias	Lab Quals	Run #
Diesel Range Organics (C12 - C24)	ND	ug/L	40	EPA-8015B/TPH d	ND		1
Tetracosane (Surrogate)	56.6	%	20 - 120 (LCL - UCL)	EPA-8015B/TPH d			1
Capric acid (Reverse Surrogate)	0	%	0 - 2 (LCL - UCL)	EPA-8015B/TPH d			1

Run #	Method	Prep Date	Run Date/Time	Analyst	Instrument	Dilution	QC Batch ID
1	EPA-8015B/TPHd	01/20/14	01/29/14 21:06	JAR	GC-5	1	BXA1799

The results in this report apply to the samples analyzed in accordance with the chain of custody document. This analytical report must be reproduced in its entirety.
All results listed in this report are for the exclusive use of the submitting party. BC Laboratories, Inc. assumes no responsibility for report alteration, separation, detachment or third party interpretation.



AECOM
1220 Avenida Acaso
Camarillo, CA 93012

Reported: 01/30/2014 11:48
Project: 1156
Project Number: 351645
Project Manager: Brenda Evans

EPA Method 1664

BCL Sample ID: 1401303-09	Client Sample Name: 1156, MW-9B-W-140116, 1/16/2014 12:10:00PM
----------------------------------	---

Constituent	Result	Units	PQL	Method	MB Bias	Lab Quals	Run #
Oil and Grease	ND	mg/L	5.0	EPA-1664A HEM	ND		1

Run #	Method	Prep Date	Run Date/Time	Analyst	Instrument	Dilution	QC Batch ID
1	EPA-1664A HEM	01/24/14	01/24/14 08:00	JAK	MAN-SV	1	BXA1910

The results in this report apply to the samples analyzed in accordance with the chain of custody document. This analytical report must be reproduced in its entirety.
All results listed in this report are for the exclusive use of the submitting party. BC Laboratories, Inc. assumes no responsibility for report alteration, separation, detachment or third party interpretation.



AECOM
1220 Avenida Acaso
Camarillo, CA 93012

Reported: 01/30/2014 11:48
Project: 1156
Project Number: 351645
Project Manager: Brenda Evans

Gas Testing in Water

BCL Sample ID: 1401303-09	Client Sample Name: 1156, MW-9B-W-140116, 1/16/2014 12:10:00PM
----------------------------------	---

Constituent	Result	Units	PQL	Method	MB Bias	Lab Quals	Run #
Methane	0.0017	mg/L	0.0010	RSK-175M	ND		1

Run #	Method	Prep Date	Run Date/Time	Analyst	Instrument	Dilution	QC Batch ID
1	RSK-175M	01/17/14	01/17/14 12:38	EAR	GC-V1	1	BXA1145



AECOM
1220 Avenida Acaso
Camarillo, CA 93012

Reported: 01/30/2014 11:48
Project: 1156
Project Number: 351645
Project Manager: Brenda Evans

Water Analysis (General Chemistry)

BCL Sample ID: 1401303-09	Client Sample Name: 1156, MW-9B-W-140116, 1/16/2014 12:10:00PM
----------------------------------	---

Constituent	Result	Units	PQL	Method	MB Bias	Lab Quals	Run #
Nitrate as NO3	4.7	mg/L	0.44	EPA-300.0	ND		1
Sulfate	18	mg/L	1.0	EPA-300.0	ND		1
Iron (II) Species	ND	ug/L	100	SM-3500-FeD	ND		2

Run #	Method	Prep Date	Run Date/Time	Analyst	Instrument	Dilution	QC Batch ID
1	EPA-300.0	01/18/14	01/18/14 09:39	LD1	IC5	1	BXA1161
2	SM-3500-FeD	01/17/14	01/17/14 09:36	TDC	KONE-1	1	BXA1107



AECOM
1220 Avenida Acaso
Camarillo, CA 93012

Reported: 01/30/2014 11:48
Project: 1156
Project Number: 351645
Project Manager: Brenda Evans

Metals Analysis

BCL Sample ID: 1401303-09	Client Sample Name: 1156, MW-9B-W-140116, 1/16/2014 12:10:00PM
----------------------------------	---

Constituent	Result	Units	PQL	Method	MB Bias	Lab Quals	Run #
Dissolved Manganese	630	ug/L	1.0	EPA-200.8	ND		1

Run #	Method	Prep Date	Run Date/Time	Analyst	Instrument	Dilution	QC Batch ID
1	EPA-200.8	01/16/14	01/21/14 12:29	SRM	PE-EL2	1	BXA1227

The results in this report apply to the samples analyzed in accordance with the chain of custody document. This analytical report must be reproduced in its entirety.
All results listed in this report are for the exclusive use of the submitting party. BC Laboratories, Inc. assumes no responsibility for report alteration, separation, detachment or third party interpretation.



AECOM
1220 Avenida Acaso
Camarillo, CA 93012

Reported: 01/30/2014 11:48
Project: 1156
Project Number: 351645
Project Manager: Brenda Evans

Volatile Organic Analysis (EPA Method 8260B)

BCL Sample ID: 1401303-10	Client Sample Name: 1156, MW-10A-W-140116, 1/16/2014 1:38:00PM
----------------------------------	---

Constituent	Result	Units	PQL	Method	MB Bias	Lab Quals	Run #
1,2-Dibromoethane	ND	ug/L	5.0	EPA-8260B	ND	A01	1
1,2-Dichloroethane	ND	ug/L	5.0	EPA-8260B	ND	A01	1
Methyl t-butyl ether	420	ug/L	5.0	EPA-8260B	ND	A01	1
t-Amyl Methyl ether	ND	ug/L	5.0	EPA-8260B	ND	A01	1
t-Butyl alcohol	1800	ug/L	100	EPA-8260B	ND	A01	1
Diisopropyl ether	ND	ug/L	5.0	EPA-8260B	ND	A01	1
Ethanol	ND	ug/L	2500	EPA-8260B	ND	A01	1
Ethyl t-butyl ether	ND	ug/L	5.0	EPA-8260B	ND	A01	1
1,2-Dichloroethane-d4 (Surrogate)	104	%	75 - 125 (LCL - UCL)	EPA-8260B			1
Toluene-d8 (Surrogate)	105	%	80 - 120 (LCL - UCL)	EPA-8260B			1
4-Bromofluorobenzene (Surrogate)	104	%	80 - 120 (LCL - UCL)	EPA-8260B			1

Run #	Method	Prep Date	Run Date/Time	Analyst	Instrument	Dilution	QC Batch ID
1	EPA-8260B	01/21/14	01/21/14 14:34	JCC	MS-V14	10	BXA1318

The results in this report apply to the samples analyzed in accordance with the chain of custody document. This analytical report must be reproduced in its entirety. All results listed in this report are for the exclusive use of the submitting party. BC Laboratories, Inc. assumes no responsibility for report alteration, separation, detachment or third party interpretation.



AECOM
1220 Avenida Acaso
Camarillo, CA 93012

Reported: 01/30/2014 11:48
Project: 1156
Project Number: 351645
Project Manager: Brenda Evans

Purgeable Aromatics and Total Petroleum Hydrocarbons

BCL Sample ID: 1401303-10	Client Sample Name: 1156, MW-10A-W-140116, 1/16/2014 1:38:00PM
----------------------------------	---

Constituent	Result	Units	PQL	Method	MB Bias	Lab Quals	Run #
Benzene	6600	ug/L	30	EPA-8020	ND	A01	1
Toluene	120	ug/L	15	EPA-8020	ND	A01	2
Ethylbenzene	850	ug/L	15	EPA-8020	ND	A01	2
Total Xylenes	830	ug/L	30	EPA-8020	ND	A01	2
Gasoline Range Organics (C4 - C12)	25000	ug/L	2500	EPA-8015B	ND	A01	3
a,a,a-Trifluorotoluene (PID Surrogate)	88.5	%	70 - 130 (LCL - UCL)	EPA-8020			1
a,a,a-Trifluorotoluene (PID Surrogate)	96.8	%	70 - 130 (LCL - UCL)	EPA-8020			2
a,a,a-Trifluorotoluene (FID Surrogate)	79.8	%	70 - 130 (LCL - UCL)	EPA-8015B			3

Run #	Method	Prep Date	Run		Instrument	Dilution	QC	
			Date/Time	Analyst			Batch ID	
1	EPA-8020	01/28/14	01/29/14 15:31	jjh	GC-V9	100	BXA1817	
2	EPA-8020	01/28/14	01/29/14 10:50	jjh	GC-V9	50	BXA1817	
3	EPA-8015B	01/28/14	01/29/14 10:50	jjh	GC-V9	50	BXA1817	

The results in this report apply to the samples analyzed in accordance with the chain of custody document. This analytical report must be reproduced in its entirety. All results listed in this report are for the exclusive use of the submitting party. BC Laboratories, Inc. assumes no responsibility for report alteration, separation, detachment or third party interpretation.



AECOM
1220 Avenida Acaso
Camarillo, CA 93012

Reported: 01/30/2014 11:48
Project: 1156
Project Number: 351645
Project Manager: Brenda Evans

Total Petroleum Hydrocarbons (Silica Gel Treated)

BCL Sample ID: 1401303-10	Client Sample Name: 1156, MW-10A-W-140116, 1/16/2014 1:38:00PM						
Constituent	Result	Units	PQL	Method	MB Bias	Lab Quals	Run #
Diesel Range Organics (C12 - C24)	710	ug/L	40	EPA-8015B/TPH d	ND	A52	1
Tetracosane (Surrogate)	38.8	%	20 - 120 (LCL - UCL)	EPA-8015B/TPH d			1
Capric acid (Reverse Surrogate)	0	%	0 - 2 (LCL - UCL)	EPA-8015B/TPH d			1

Run #	Method	Prep Date	Run Date/Time	Analyst	Instrument	Dilution	QC Batch ID
1	EPA-8015B/TPHd	01/20/14	01/29/14 21:18	JAR	GC-5	1	BXA1799

The results in this report apply to the samples analyzed in accordance with the chain of custody document. This analytical report must be reproduced in its entirety.
All results listed in this report are for the exclusive use of the submitting party. BC Laboratories, Inc. assumes no responsibility for report alteration, separation, detachment or third party interpretation.



AECOM
1220 Avenida Acaso
Camarillo, CA 93012

Reported: 01/30/2014 11:48
Project: 1156
Project Number: 351645
Project Manager: Brenda Evans

EPA Method 1664

BCL Sample ID: 1401303-10	Client Sample Name: 1156, MW-10A-W-140116, 1/16/2014 1:38:00PM
----------------------------------	---

Constituent	Result	Units	PQL	Method	MB Bias	Lab Quals	Run #
Oil and Grease	ND	mg/L	5.0	EPA-1664A HEM	ND		1

Run #	Method	Prep Date	Run Date/Time	Analyst	Instrument	Dilution	QC Batch ID
1	EPA-1664A HEM	01/24/14	01/24/14 08:00	JAK	MAN-SV	1	BXA1910



AECOM
1220 Avenida Acaso
Camarillo, CA 93012

Reported: 01/30/2014 11:48
Project: 1156
Project Number: 351645
Project Manager: Brenda Evans

Gas Testing in Water

BCL Sample ID: 1401303-10	Client Sample Name: 1156, MW-10A-W-140116, 1/16/2014 1:38:00PM
----------------------------------	---

Constituent	Result	Units	PQL	Method	MB Bias	Lab Quals	Run #
Methane	1.7	mg/L	0.0050	RSK-175M	ND	A01	1

Run #	Method	Prep Date	Run Date/Time	Analyst	Instrument	Dilution	QC Batch ID
1	RSK-175M	01/17/14	01/17/14 12:49	EAR	GC-V1	5	BXA1145

The results in this report apply to the samples analyzed in accordance with the chain of custody document. This analytical report must be reproduced in its entirety.
All results listed in this report are for the exclusive use of the submitting party. BC Laboratories, Inc. assumes no responsibility for report alteration, separation, detachment or third party interpretation.



AECOM
1220 Avenida Acaso
Camarillo, CA 93012

Reported: 01/30/2014 11:48
Project: 1156
Project Number: 351645
Project Manager: Brenda Evans

Water Analysis (General Chemistry)

BCL Sample ID: 1401303-10	Client Sample Name: 1156, MW-10A-W-140116, 1/16/2014 1:38:00PM
----------------------------------	---

Constituent	Result	Units	PQL	Method	MB Bias	Lab Quals	Run #
Nitrate as NO3	ND	mg/L	0.44	EPA-300.0	ND		1
Sulfate	ND	mg/L	1.0	EPA-300.0	ND		1
Iron (II) Species	5800	ug/L	1000	SM-3500-FeD	ND	A01	2

Run #	Method	Prep Date	Run Date/Time	Analyst	Instrument	Dilution	QC Batch ID
1	EPA-300.0	01/18/14	01/18/14 12:24	LD1	IC5	1	BXA1161
2	SM-3500-FeD	01/17/14	01/17/14 09:49	TDC	KONE-1	10	BXA1108

The results in this report apply to the samples analyzed in accordance with the chain of custody document. This analytical report must be reproduced in its entirety.
All results listed in this report are for the exclusive use of the submitting party. BC Laboratories, Inc. assumes no responsibility for report alteration, separation, detachment or third party interpretation.



AECOM
1220 Avenida Acaso
Camarillo, CA 93012

Reported: 01/30/2014 11:48
Project: 1156
Project Number: 351645
Project Manager: Brenda Evans

Metals Analysis

BCL Sample ID: 1401303-10	Client Sample Name: 1156, MW-10A-W-140116, 1/16/2014 1:38:00PM
----------------------------------	---

Constituent	Result	Units	PQL	Method	MB Bias	Lab Quals	Run #
Dissolved Manganese	1100	ug/L	1.0	EPA-200.8	ND		1

Run #	Method	Prep Date	Run Date/Time	Analyst	Instrument	Dilution	QC Batch ID
1	EPA-200.8	01/16/14	01/21/14 12:32	SRM	PE-EL2	1	BXA1227

The results in this report apply to the samples analyzed in accordance with the chain of custody document. This analytical report must be reproduced in its entirety.
All results listed in this report are for the exclusive use of the submitting party. BC Laboratories, Inc. assumes no responsibility for report alteration, separation, detachment or third party interpretation.



AECOM
1220 Avenida Acaso
Camarillo, CA 93012

Reported: 01/30/2014 11:48
Project: 1156
Project Number: 351645
Project Manager: Brenda Evans

Volatile Organic Analysis (EPA Method 8260B)

BCL Sample ID: 1401303-11	Client Sample Name: 1156, MW-10B-W-140116, 1/16/2014 1:05:00PM
----------------------------------	---

Constituent	Result	Units	PQL	Method	MB Bias	Lab Quals	Run #
1,2-Dibromoethane	ND	ug/L	0.50	EPA-8260B	ND		1
1,2-Dichloroethane	ND	ug/L	0.50	EPA-8260B	ND		1
Methyl t-butyl ether	100	ug/L	0.50	EPA-8260B	ND		1
t-Amyl Methyl ether	ND	ug/L	0.50	EPA-8260B	ND		1
t-Butyl alcohol	630	ug/L	10	EPA-8260B	ND		1
Diisopropyl ether	ND	ug/L	0.50	EPA-8260B	ND		1
Ethanol	ND	ug/L	250	EPA-8260B	ND		1
Ethyl t-butyl ether	ND	ug/L	0.50	EPA-8260B	ND		1
1,2-Dichloroethane-d4 (Surrogate)	97.0	%	75 - 125 (LCL - UCL)	EPA-8260B			1
Toluene-d8 (Surrogate)	108	%	80 - 120 (LCL - UCL)	EPA-8260B			1
4-Bromofluorobenzene (Surrogate)	105	%	80 - 120 (LCL - UCL)	EPA-8260B			1

Run #	Method	Prep Date	Run		Analyst	Instrument	Dilution	QC
			Date/Time					Batch ID
1	EPA-8260B	01/21/14	01/21/14	16:03	JCC	MS-V14	1	BXA1318

The results in this report apply to the samples analyzed in accordance with the chain of custody document. This analytical report must be reproduced in its entirety. All results listed in this report are for the exclusive use of the submitting party. BC Laboratories, Inc. assumes no responsibility for report alteration, separation, detachment or third party interpretation.



AECOM
1220 Avenida Acaso
Camarillo, CA 93012

Reported: 01/30/2014 11:48
Project: 1156
Project Number: 351645
Project Manager: Brenda Evans

Purgeable Aromatics and Total Petroleum Hydrocarbons

BCL Sample ID: 1401303-11	Client Sample Name: 1156, MW-10B-W-140116, 1/16/2014 1:05:00PM						
Constituent	Result	Units	PQL	Method	MB Bias	Lab Quals	Run #
Benzene	1200	ug/L	6.0	EPA-8020	ND	A01	1
Toluene	69	ug/L	6.0	EPA-8020	ND	A01	1
Ethylbenzene	190	ug/L	6.0	EPA-8020	ND	A01	1
Total Xylenes	160	ug/L	12	EPA-8020	ND	A01	1
Gasoline Range Organics (C4 - C12)	5500	ug/L	1000	EPA-8015B	ND	A01	2
a,a,a-Trifluorotoluene (PID Surrogate)	89.8	%	70 - 130 (LCL - UCL)	EPA-8020			1
a,a,a-Trifluorotoluene (FID Surrogate)	79.6	%	70 - 130 (LCL - UCL)	EPA-8015B			2

Run #	Method	Prep Date	Run Date/Time	Analyst	Instrument	Dilution	QC Batch ID
1	EPA-8020	01/28/14	01/29/14 10:30	jjh	GC-V9	20	BXA1817
2	EPA-8015B	01/28/14	01/29/14 10:30	jjh	GC-V9	20	BXA1817

The results in this report apply to the samples analyzed in accordance with the chain of custody document. This analytical report must be reproduced in its entirety. All results listed in this report are for the exclusive use of the submitting party. BC Laboratories, Inc. assumes no responsibility for report alteration, separation, detachment or third party interpretation.



AECOM
1220 Avenida Acaso
Camarillo, CA 93012

Reported: 01/30/2014 11:48
Project: 1156
Project Number: 351645
Project Manager: Brenda Evans

Total Petroleum Hydrocarbons (Silica Gel Treated)

BCL Sample ID: 1401303-11	Client Sample Name: 1156, MW-10B-W-140116, 1/16/2014 1:05:00PM						
Constituent	Result	Units	PQL	Method	MB Bias	Lab Quals	Run #
Diesel Range Organics (C12 - C24)	360	ug/L	40	EPA-8015B/TPH d	ND	A52	1
Tetracosane (Surrogate)	74.4	%	20 - 120 (LCL - UCL)	EPA-8015B/TPH d			1
Capric acid (Reverse Surrogate)	0	%	0 - 2 (LCL - UCL)	EPA-8015B/TPH d			1

Run #	Method	Prep Date	Run Date/Time	Analyst	Instrument	Dilution	QC Batch ID
1	EPA-8015B/TPHd	01/20/14	01/29/14 21:31	JAR	GC-5	1	BXA1799

The results in this report apply to the samples analyzed in accordance with the chain of custody document. This analytical report must be reproduced in its entirety.
All results listed in this report are for the exclusive use of the submitting party. BC Laboratories, Inc. assumes no responsibility for report alteration, separation, detachment or third party interpretation.



AECOM
1220 Avenida Acaso
Camarillo, CA 93012

Reported: 01/30/2014 11:48
Project: 1156
Project Number: 351645
Project Manager: Brenda Evans

EPA Method 1664

BCL Sample ID: 1401303-11	Client Sample Name: 1156, MW-10B-W-140116, 1/16/2014 1:05:00PM
----------------------------------	---

Constituent	Result	Units	PQL	Method	MB Bias	Lab Quals	Run #
Oil and Grease	ND	mg/L	5.0	EPA-1664A HEM	ND		1

Run #	Method	Prep Date	Run Date/Time	Analyst	Instrument	Dilution	QC Batch ID
1	EPA-1664A HEM	01/24/14	01/24/14 08:00	JAK	MAN-SV	1	BXA1910



AECOM
1220 Avenida Acaso
Camarillo, CA 93012

Reported: 01/30/2014 11:48
Project: 1156
Project Number: 351645
Project Manager: Brenda Evans

Gas Testing in Water

BCL Sample ID: 1401303-11	Client Sample Name: 1156, MW-10B-W-140116, 1/16/2014 1:05:00PM
----------------------------------	---

Constituent	Result	Units	PQL	Method	MB Bias	Lab Quals	Run #
Methane	0.63	mg/L	0.0020	RSK-175M	ND		1

Run #	Method	Prep Date	Run Date/Time	Analyst	Instrument	Dilution	QC Batch ID
1	RSK-175M	01/17/14	01/17/14 13:30	EAR	GC-V1	2	BXA1145



AECOM
1220 Avenida Acaso
Camarillo, CA 93012

Reported: 01/30/2014 11:48
Project: 1156
Project Number: 351645
Project Manager: Brenda Evans

Water Analysis (General Chemistry)

BCL Sample ID: 1401303-11	Client Sample Name: 1156, MW-10B-W-140116, 1/16/2014 1:05:00PM
----------------------------------	---

Constituent	Result	Units	PQL	Method	MB Bias	Lab Quals	Run #
Nitrate as NO3	ND	mg/L	0.44	EPA-300.0	ND		1
Sulfate	ND	mg/L	1.0	EPA-300.0	ND		1
Iron (II) Species	7300	ug/L	1000	SM-3500-FeD	ND	A01	2

Run #	Method	Prep Date	Run		Instrument	Dilution	QC
			Date/Time	Analyst			Batch ID
1	EPA-300.0	01/18/14	01/18/14 11:55	LD1	IC5	1	BXA1161
2	SM-3500-FeD	01/17/14	01/17/14 09:49	TDC	KONE-1	10	BXA1108



AECOM
1220 Avenida Acaso
Camarillo, CA 93012

Reported: 01/30/2014 11:48
Project: 1156
Project Number: 351645
Project Manager: Brenda Evans

Metals Analysis

BCL Sample ID: 1401303-11	Client Sample Name: 1156, MW-10B-W-140116, 1/16/2014 1:05:00PM
----------------------------------	---

Constituent	Result	Units	PQL	Method	MB Bias	Lab Quals	Run #
Dissolved Manganese	5400	ug/L	5.0	EPA-200.8	ND	A01	1

Run #	Method	Prep Date	Run Date/Time	Analyst	Instrument	Dilution	QC Batch ID
1	EPA-200.8	01/16/14	01/21/14 12:38	SRM	PE-EL2	5	BXA1227



AECOM
1220 Avenida Acaso
Camarillo, CA 93012

Reported: 01/30/2014 11:48
Project: 1156
Project Number: 351645
Project Manager: Brenda Evans

Volatile Organic Analysis (EPA Method 8260B)

BCL Sample ID: 1401303-12	Client Sample Name: 1156, MW-11A-W-140116, 1/16/2014 2:35:00PM
----------------------------------	---

Constituent	Result	Units	PQL	Method	MB Bias	Lab Quals	Run #
1,2-Dibromoethane	ND	ug/L	12	EPA-8260B	ND	A01	1
1,2-Dichloroethane	ND	ug/L	12	EPA-8260B	ND	A01	1
Methyl t-butyl ether	3600	ug/L	25	EPA-8260B	ND	A01	2
t-Amyl Methyl ether	ND	ug/L	12	EPA-8260B	ND	A01	1
t-Butyl alcohol	4000	ug/L	250	EPA-8260B	ND	A01	1
Diisopropyl ether	ND	ug/L	12	EPA-8260B	ND	A01	1
Ethanol	ND	ug/L	6200	EPA-8260B	ND	A01	1
Ethyl t-butyl ether	ND	ug/L	12	EPA-8260B	ND	A01	1
1,2-Dichloroethane-d4 (Surrogate)	101	%	75 - 125 (LCL - UCL)	EPA-8260B			1
1,2-Dichloroethane-d4 (Surrogate)	106	%	75 - 125 (LCL - UCL)	EPA-8260B			2
Toluene-d8 (Surrogate)	102	%	80 - 120 (LCL - UCL)	EPA-8260B			1
Toluene-d8 (Surrogate)	103	%	80 - 120 (LCL - UCL)	EPA-8260B			2
4-Bromofluorobenzene (Surrogate)	102	%	80 - 120 (LCL - UCL)	EPA-8260B			1
4-Bromofluorobenzene (Surrogate)	104	%	80 - 120 (LCL - UCL)	EPA-8260B			2

Run #	Method	Prep Date	Run		Instrument	Dilution	QC
			Date/Time	Analyst			Batch ID
1	EPA-8260B	01/21/14	01/21/14 14:56	JCC	MS-V14	25	BXA1318
2	EPA-8260B	01/21/14	01/23/14 17:06	JCC	MS-V14	50	BXA1318



AECOM
1220 Avenida Acaso
Camarillo, CA 93012

Reported: 01/30/2014 11:48
Project: 1156
Project Number: 351645
Project Manager: Brenda Evans

Purgeable Aromatics and Total Petroleum Hydrocarbons

BCL Sample ID: 1401303-12	Client Sample Name: 1156, MW-11A-W-140116, 1/16/2014 2:35:00PM
----------------------------------	---

Constituent	Result	Units	PQL	Method	MB Bias	Lab Quals	Run #
Benzene	7000	ug/L	30	EPA-8020	ND	A01	1
Toluene	4000	ug/L	15	EPA-8020	ND	A01	2
Ethylbenzene	660	ug/L	15	EPA-8020	ND	A01	2
Total Xylenes	6300	ug/L	30	EPA-8020	ND	A01	2
Gasoline Range Organics (C4 - C12)	45000	ug/L	2500	EPA-8015B	ND	A01	3
a,a,a-Trifluorotoluene (PID Surrogate)	88.1	%	70 - 130 (LCL - UCL)	EPA-8020			1
a,a,a-Trifluorotoluene (PID Surrogate)	93.1	%	70 - 130 (LCL - UCL)	EPA-8020			2
a,a,a-Trifluorotoluene (FID Surrogate)	85.9	%	70 - 130 (LCL - UCL)	EPA-8015B			3

Run #	Method	Prep Date	Run		Instrument	Dilution	QC
			Date/Time	Analyst			Batch ID
1	EPA-8020	01/28/14	01/29/14 15:51	jjh	GC-V9	100	BXA1817
2	EPA-8020	01/28/14	01/29/14 11:10	jjh	GC-V9	50	BXA1817
3	EPA-8015B	01/28/14	01/29/14 11:10	jjh	GC-V9	50	BXA1817

The results in this report apply to the samples analyzed in accordance with the chain of custody document. This analytical report must be reproduced in its entirety. All results listed in this report are for the exclusive use of the submitting party. BC Laboratories, Inc. assumes no responsibility for report alteration, separation, detachment or third party interpretation.



AECOM
1220 Avenida Acaso
Camarillo, CA 93012

Reported: 01/30/2014 11:48
Project: 1156
Project Number: 351645
Project Manager: Brenda Evans

Total Petroleum Hydrocarbons (Silica Gel Treated)

BCL Sample ID: 1401303-12	Client Sample Name: 1156, MW-11A-W-140116, 1/16/2014 2:35:00PM						
Constituent	Result	Units	PQL	Method	MB Bias	Lab Quals	Run #
Diesel Range Organics (C12 - C24)	480	ug/L	40	EPA-8015B/TPH d	ND	A52	1
Tetracosane (Surrogate)	21.7	%	20 - 120 (LCL - UCL)	EPA-8015B/TPH d			1
Capric acid (Reverse Surrogate)	0	%	0 - 2 (LCL - UCL)	EPA-8015B/TPH d			1

Run #	Method	Prep Date	Run Date/Time	Analyst	Instrument	Dilution	QC Batch ID
1	EPA-8015B/TPHd	01/20/14	01/29/14 21:44	JAR	GC-5	1	BXA1799

The results in this report apply to the samples analyzed in accordance with the chain of custody document. This analytical report must be reproduced in its entirety.
All results listed in this report are for the exclusive use of the submitting party. BC Laboratories, Inc. assumes no responsibility for report alteration, separation, detachment or third party interpretation.



AECOM
1220 Avenida Acaso
Camarillo, CA 93012

Reported: 01/30/2014 11:48
Project: 1156
Project Number: 351645
Project Manager: Brenda Evans

EPA Method 1664

BCL Sample ID: 1401303-12	Client Sample Name: 1156, MW-11A-W-140116, 1/16/2014 2:35:00PM
----------------------------------	---

Constituent	Result	Units	PQL	Method	MB Bias	Lab Quals	Run #
Oil and Grease	ND	mg/L	5.0	EPA-1664A HEM	ND		1

Run #	Method	Prep Date	Run Date/Time	Analyst	Instrument	Dilution	QC Batch ID
1	EPA-1664A HEM	01/24/14	01/24/14 08:00	JAK	MAN-SV	1	BXA1910



AECOM
1220 Avenida Acaso
Camarillo, CA 93012

Reported: 01/30/2014 11:48
Project: 1156
Project Number: 351645
Project Manager: Brenda Evans

Gas Testing in Water

BCL Sample ID: 1401303-12	Client Sample Name: 1156, MW-11A-W-140116, 1/16/2014 2:35:00PM
----------------------------------	---

Constituent	Result	Units	PQL	Method	MB Bias	Lab Quals	Run #
Methane	2.3	mg/L	0.0010	RSK-175M	ND		1

Run #	Method	Prep Date	Run Date/Time	Analyst	Instrument	Dilution	QC Batch ID
1	RSK-175M	01/17/14	01/17/14 13:23	EAR	GC-V1	1	BXA1145



AECOM
1220 Avenida Acaso
Camarillo, CA 93012

Reported: 01/30/2014 11:48
Project: 1156
Project Number: 351645
Project Manager: Brenda Evans

Water Analysis (General Chemistry)

BCL Sample ID: 1401303-12	Client Sample Name: 1156, MW-11A-W-140116, 1/16/2014 2:35:00PM
----------------------------------	---

Constituent	Result	Units	PQL	Method	MB Bias	Lab Quals	Run #
Nitrate as NO3	ND	mg/L	0.44	EPA-300.0	ND		1
Sulfate	ND	mg/L	1.0	EPA-300.0	ND		1
Iron (II) Species	7900	ug/L	1000	SM-3500-FeD	ND	A01	2

Run #	Method	Prep Date	Run Date/Time	Analyst	Instrument	Dilution	QC Batch ID
1	EPA-300.0	01/18/14	01/18/14 13:07	LD1	IC5	1	BXA1160
2	SM-3500-FeD	01/17/14	01/17/14 09:49	TDC	KONE-1	10	BXA1108



AECOM
1220 Avenida Acaso
Camarillo, CA 93012

Reported: 01/30/2014 11:48
Project: 1156
Project Number: 351645
Project Manager: Brenda Evans

Metals Analysis

BCL Sample ID: 1401303-12	Client Sample Name: 1156, MW-11A-W-140116, 1/16/2014 2:35:00PM
----------------------------------	---

Constituent	Result	Units	PQL	Method	MB Bias	Lab Quals	Run #
Dissolved Manganese	3700	ug/L	5.0	EPA-200.8	ND	A01	1

Run #	Method	Prep Date	Run Date/Time	Analyst	Instrument	Dilution	QC Batch ID
1	EPA-200.8	01/16/14	01/21/14 13:53	SRM	PE-EL2	5	BXA1228



AECOM
1220 Avenida Acaso
Camarillo, CA 93012

Reported: 01/30/2014 11:48
Project: 1156
Project Number: 351645
Project Manager: Brenda Evans

Volatile Organic Analysis (EPA Method 8260B)

BCL Sample ID: 1401303-13	Client Sample Name: 1156, MW-11B-W-140116, 1/16/2014 2:50:00PM
----------------------------------	---

Constituent	Result	Units	PQL	Method	MB Bias	Lab Quals	Run #
1,2-Dibromoethane	ND	ug/L	2.5	EPA-8260B	ND	A01	1
1,2-Dichloroethane	ND	ug/L	2.5	EPA-8260B	ND	A01	1
Methyl t-butyl ether	2100	ug/L	25	EPA-8260B	ND	A01	2
t-Amyl Methyl ether	ND	ug/L	2.5	EPA-8260B	ND	A01	1
t-Butyl alcohol	5200	ug/L	50	EPA-8260B	ND	A01	1
Diisopropyl ether	ND	ug/L	2.5	EPA-8260B	ND	A01	1
Ethanol	ND	ug/L	1200	EPA-8260B	ND	A01	1
Ethyl t-butyl ether	ND	ug/L	2.5	EPA-8260B	ND	A01	1
1,2-Dichloroethane-d4 (Surrogate)	97.0	%	75 - 125 (LCL - UCL)	EPA-8260B			1
1,2-Dichloroethane-d4 (Surrogate)	105	%	75 - 125 (LCL - UCL)	EPA-8260B			2
Toluene-d8 (Surrogate)	104	%	80 - 120 (LCL - UCL)	EPA-8260B			1
Toluene-d8 (Surrogate)	102	%	80 - 120 (LCL - UCL)	EPA-8260B			2
4-Bromofluorobenzene (Surrogate)	105	%	80 - 120 (LCL - UCL)	EPA-8260B			1
4-Bromofluorobenzene (Surrogate)	99.6	%	80 - 120 (LCL - UCL)	EPA-8260B			2

Run #	Method	Prep Date	Run		Instrument	Dilution	QC
			Date/Time	Analyst			Batch ID
1	EPA-8260B	01/21/14	01/21/14 15:18	JCC	MS-V14	5	BXA1318
2	EPA-8260B	01/21/14	01/23/14 17:29	JCC	MS-V14	50	BXA1318

The results in this report apply to the samples analyzed in accordance with the chain of custody document. This analytical report must be reproduced in its entirety. All results listed in this report are for the exclusive use of the submitting party. BC Laboratories, Inc. assumes no responsibility for report alteration, separation, detachment or third party interpretation.



AECOM
1220 Avenida Acaso
Camarillo, CA 93012

Reported: 01/30/2014 11:48
Project: 1156
Project Number: 351645
Project Manager: Brenda Evans

Purgeable Aromatics and Total Petroleum Hydrocarbons

BCL Sample ID: 1401303-13	Client Sample Name: 1156, MW-11B-W-140116, 1/16/2014 2:50:00PM
----------------------------------	---

Constituent	Result	Units	PQL	Method	MB Bias	Lab Quals	Run #
Benzene	5700	ug/L	30	EPA-8020	ND	A01	1
Toluene	240	ug/L	15	EPA-8020	ND	A01	2
Ethylbenzene	330	ug/L	15	EPA-8020	ND	A01	2
Total Xylenes	470	ug/L	30	EPA-8020	ND	A01	2
Gasoline Range Organics (C4 - C12)	19000	ug/L	2500	EPA-8015B	ND	A01	3
a,a,a-Trifluorotoluene (PID Surrogate)	84.8	%	70 - 130 (LCL - UCL)	EPA-8020			1
a,a,a-Trifluorotoluene (PID Surrogate)	92.0	%	70 - 130 (LCL - UCL)	EPA-8020			2
a,a,a-Trifluorotoluene (FID Surrogate)	91.8	%	70 - 130 (LCL - UCL)	EPA-8015B			3

Run #	Method	Prep Date	Run		Instrument	Dilution	QC
			Date/Time	Analyst			Batch ID
1	EPA-8020	01/28/14	01/29/14 16:11	jjh	GC-V9	100	BXA1817
2	EPA-8020	01/28/14	01/29/14 11:30	jjh	GC-V9	50	BXA1817
3	EPA-8015B	01/28/14	01/29/14 11:30	jjh	GC-V9	50	BXA1817

The results in this report apply to the samples analyzed in accordance with the chain of custody document. This analytical report must be reproduced in its entirety. All results listed in this report are for the exclusive use of the submitting party. BC Laboratories, Inc. assumes no responsibility for report alteration, separation, detachment or third party interpretation.



AECOM
1220 Avenida Acaso
Camarillo, CA 93012

Reported: 01/30/2014 11:48
Project: 1156
Project Number: 351645
Project Manager: Brenda Evans

Total Petroleum Hydrocarbons (Silica Gel Treated)

BCL Sample ID: 1401303-13	Client Sample Name: 1156, MW-11B-W-140116, 1/16/2014 2:50:00PM
----------------------------------	---

Constituent	Result	Units	PQL	Method	MB Bias	Lab Quals	Run #
Diesel Range Organics (C12 - C24)	120	ug/L	40	EPA-8015B/TPH d	ND	A52	1
Tetracosane (Surrogate)	28.5	%	20 - 120 (LCL - UCL)	EPA-8015B/TPH d			1
Capric acid (Reverse Surrogate)	0	%	0 - 2 (LCL - UCL)	EPA-8015B/TPH d			1

Run #	Method	Prep Date	Run Date/Time	Analyst	Instrument	Dilution	QC Batch ID
1	EPA-8015B/TPHd	01/20/14	01/29/14 21:57	JAR	GC-5	1	BXA1799



AECOM
1220 Avenida Acaso
Camarillo, CA 93012

Reported: 01/30/2014 11:48
Project: 1156
Project Number: 351645
Project Manager: Brenda Evans

EPA Method 1664

BCL Sample ID: 1401303-13	Client Sample Name: 1156, MW-11B-W-140116, 1/16/2014 2:50:00PM
----------------------------------	---

Constituent	Result	Units	PQL	Method	MB Bias	Lab Quals	Run #
Oil and Grease	ND	mg/L	5.0	EPA-1664A HEM	ND		1

Run #	Method	Prep Date	Run Date/Time	Analyst	Instrument	Dilution	QC Batch ID
1	EPA-1664A HEM	01/24/14	01/24/14 08:00	JAK	MAN-SV	1	BXA1910



AECOM
1220 Avenida Acaso
Camarillo, CA 93012

Reported: 01/30/2014 11:48
Project: 1156
Project Number: 351645
Project Manager: Brenda Evans

Gas Testing in Water

BCL Sample ID: 1401303-13	Client Sample Name: 1156, MW-11B-W-140116, 1/16/2014 2:50:00PM
----------------------------------	---

Constituent	Result	Units	PQL	Method	MB Bias	Lab Quals	Run #
Methane	0.31	mg/L	0.0010	RSK-175M	ND		1

Run #	Method	Prep Date	Run Date/Time	Analyst	Instrument	Dilution	QC Batch ID
1	RSK-175M	01/17/14	01/17/14 13:27	EAR	GC-V1	1	BXA1145

The results in this report apply to the samples analyzed in accordance with the chain of custody document. This analytical report must be reproduced in its entirety.
All results listed in this report are for the exclusive use of the submitting party. BC Laboratories, Inc. assumes no responsibility for report alteration, separation, detachment or third party interpretation.



AECOM
1220 Avenida Acaso
Camarillo, CA 93012

Reported: 01/30/2014 11:48
Project: 1156
Project Number: 351645
Project Manager: Brenda Evans

Water Analysis (General Chemistry)

BCL Sample ID: 1401303-13	Client Sample Name: 1156, MW-11B-W-140116, 1/16/2014 2:50:00PM
----------------------------------	---

Constituent	Result	Units	PQL	Method	MB Bias	Lab Quals	Run #
Nitrate as NO3	ND	mg/L	0.44	EPA-300.0	ND		1
Sulfate	5.2	mg/L	1.0	EPA-300.0	ND		1
Iron (II) Species	6600	ug/L	1000	SM-3500-FeD	ND	A01	2

Run #	Method	Prep Date	Run Date/Time	Analyst	Instrument	Dilution	QC Batch ID
1	EPA-300.0	01/18/14	01/18/14 13:22	LD1	IC5	1	BXA1160
2	SM-3500-FeD	01/17/14	01/17/14 09:49	TDC	KONE-1	10	BXA1108

The results in this report apply to the samples analyzed in accordance with the chain of custody document. This analytical report must be reproduced in its entirety.
All results listed in this report are for the exclusive use of the submitting party. BC Laboratories, Inc. assumes no responsibility for report alteration, separation, detachment or third party interpretation.



AECOM
1220 Avenida Acaso
Camarillo, CA 93012

Reported: 01/30/2014 11:48
Project: 1156
Project Number: 351645
Project Manager: Brenda Evans

Metals Analysis

BCL Sample ID: 1401303-13	Client Sample Name: 1156, MW-11B-W-140116, 1/16/2014 2:50:00PM
----------------------------------	---

Constituent	Result	Units	PQL	Method	MB Bias	Lab Quals	Run #
Dissolved Manganese	1100	ug/L	1.0	EPA-200.8	ND		1

Run #	Method	Prep Date	Run Date/Time	Analyst	Instrument	Dilution	QC Batch ID
1	EPA-200.8	01/16/14	01/20/14 17:09	SRM	PE-EL2	1	BXA1228

The results in this report apply to the samples analyzed in accordance with the chain of custody document. This analytical report must be reproduced in its entirety.
All results listed in this report are for the exclusive use of the submitting party. BC Laboratories, Inc. assumes no responsibility for report alteration, separation, detachment or third party interpretation.



AECOM
1220 Avenida Acaso
Camarillo, CA 93012

Reported: 01/30/2014 11:48
Project: 1156
Project Number: 351645
Project Manager: Brenda Evans

Volatile Organic Analysis (EPA Method 8260B)

Quality Control Report - Method Blank Analysis

Constituent	QC Sample ID	MB Result	Units	PQL	MDL	Lab Quals
QC Batch ID: BXA1318						
1,2-Dibromoethane	BXA1318-BLK1	ND	ug/L	0.50		
1,2-Dichloroethane	BXA1318-BLK1	ND	ug/L	0.50		
Methyl t-butyl ether	BXA1318-BLK1	ND	ug/L	0.50		
t-Amyl Methyl ether	BXA1318-BLK1	ND	ug/L	0.50		
t-Butyl alcohol	BXA1318-BLK1	ND	ug/L	10		
Diisopropyl ether	BXA1318-BLK1	ND	ug/L	0.50		
Ethanol	BXA1318-BLK1	ND	ug/L	250		
Ethyl t-butyl ether	BXA1318-BLK1	ND	ug/L	0.50		
1,2-Dichloroethane-d4 (Surrogate)	BXA1318-BLK1	103	%	75 - 125 (LCL - UCL)		
Toluene-d8 (Surrogate)	BXA1318-BLK1	102	%	80 - 120 (LCL - UCL)		
4-Bromofluorobenzene (Surrogate)	BXA1318-BLK1	93.7	%	80 - 120 (LCL - UCL)		



AECOM
1220 Avenida Acaso
Camarillo, CA 93012

Reported: 01/30/2014 11:48
Project: 1156
Project Number: 351645
Project Manager: Brenda Evans

Volatile Organic Analysis (EPA Method 8260B)

Quality Control Report - Laboratory Control Sample

Constituent	QC Sample ID	Type	Result	Spike Level	Units	Percent Recovery	RPD	Control Limits		Lab	Quals
								Percent Recovery	RPD		
QC Batch ID: BXA1318											
1,2-Dichloroethane-d4 (Surrogate)	BXA1318-BS1	LCS	10.040	10.000	ug/L	100		75 - 125			
Toluene-d8 (Surrogate)	BXA1318-BS1	LCS	10.290	10.000	ug/L	103		80 - 120			
4-Bromofluorobenzene (Surrogate)	BXA1318-BS1	LCS	10.690	10.000	ug/L	107		80 - 120			



AECOM
1220 Avenida Acaso
Camarillo, CA 93012

Reported: 01/30/2014 11:48
Project: 1156
Project Number: 351645
Project Manager: Brenda Evans

Volatile Organic Analysis (EPA Method 8260B)

Quality Control Report - Precision & Accuracy

Constituent	Type	Source Sample ID	Source Result	Result	Spike Added	Units	RPD	Percent Recovery	Control Limits		Lab Quals
									RPD	Percent Recovery	
QC Batch ID: BXA1318		Used client sample: Y - Description: MW-4B-W-140116, 01/16/2014 14:57									
1,2-Dichloroethane-d4 (Surrogate)	MS	1401303-05	ND	10.130	10.000	ug/L		101		75 - 125	
	MSD	1401303-05	ND	10.590	10.000	ug/L	4.4	106		75 - 125	
Toluene-d8 (Surrogate)	MS	1401303-05	ND	10.210	10.000	ug/L		102		80 - 120	
	MSD	1401303-05	ND	10.310	10.000	ug/L	1.0	103		80 - 120	
4-Bromofluorobenzene (Surrogate)	MS	1401303-05	ND	10.640	10.000	ug/L		106		80 - 120	
	MSD	1401303-05	ND	10.420	10.000	ug/L	2.1	104		80 - 120	



AECOM
1220 Avenida Acaso
Camarillo, CA 93012

Reported: 01/30/2014 11:48
Project: 1156
Project Number: 351645
Project Manager: Brenda Evans

Purgeable Aromatics and Total Petroleum Hydrocarbons

Quality Control Report - Method Blank Analysis

Constituent	QC Sample ID	MB Result	Units	PQL	MDL	Lab Quals
QC Batch ID: BXA1817						
Benzene	BXA1817-BLK1	ND	ug/L	0.30		
Toluene	BXA1817-BLK1	ND	ug/L	0.30		
Ethylbenzene	BXA1817-BLK1	ND	ug/L	0.30		
Total Xylenes	BXA1817-BLK1	ND	ug/L	0.60		
Gasoline Range Organics (C4 - C12)	BXA1817-BLK1	ND	ug/L	50		
a,a,a-Trifluorotoluene (PID Surrogate)	BXA1817-BLK1	82.7	%	70 - 130 (LCL - UCL)		
a,a,a-Trifluorotoluene (FID Surrogate)	BXA1817-BLK1	79.6	%	70 - 130 (LCL - UCL)		



AECOM
1220 Avenida Acaso
Camarillo, CA 93012

Reported: 01/30/2014 11:48
Project: 1156
Project Number: 351645
Project Manager: Brenda Evans

Purgeable Aromatics and Total Petroleum Hydrocarbons

Quality Control Report - Laboratory Control Sample

Constituent	QC Sample ID	Type	Result	Spike Level	Units	Percent Recovery	RPD	Control Limits		Lab	Quals
								Percent Recovery	RPD		
QC Batch ID: BXA1817											
Benzene	BXA1817-BS1	LCS	39.501	40.000	ug/L	98.8		85 - 115			
Toluene	BXA1817-BS1	LCS	39.297	40.000	ug/L	98.2		85 - 115			
Ethylbenzene	BXA1817-BS1	LCS	38.501	40.000	ug/L	96.3		85 - 115			
Total Xylenes	BXA1817-BS1	LCS	118.96	120.00	ug/L	99.1		85 - 115			
Gasoline Range Organics (C4 - C12)	BXA1817-BS1	LCS	925.57	1000.0	ug/L	92.6		85 - 115			
a,a,a-Trifluorotoluene (PID Surrogate)	BXA1817-BS1	LCS	35.175	40.000	ug/L	87.9		70 - 130			
a,a,a-Trifluorotoluene (FID Surrogate)	BXA1817-BS1	LCS	36.311	40.000	ug/L	90.8		70 - 130			



AECOM
1220 Avenida Acaso
Camarillo, CA 93012

Reported: 01/30/2014 11:48
Project: 1156
Project Number: 351645
Project Manager: Brenda Evans

Purgeable Aromatics and Total Petroleum Hydrocarbons

Quality Control Report - Precision & Accuracy

Constituent	Type	Source Sample ID	Source Result	Result	Spike Added	Units	RPD	Control Limits		Lab Quals
								Percent Recovery	Percent Recovery	
QC Batch ID: BXA1817		Used client sample: N								
Benzene	MS	1400811-57	ND	38.261	40.000	ug/L		95.7	70 - 130	
	MSD	1400811-57	ND	38.913	40.000	ug/L	1.7	97.3	20	70 - 130
Toluene	MS	1400811-57	ND	37.973	40.000	ug/L		94.9	70 - 130	
	MSD	1400811-57	ND	38.657	40.000	ug/L	1.8	96.6	20	70 - 130
Ethylbenzene	MS	1400811-57	ND	37.233	40.000	ug/L		93.1	70 - 130	
	MSD	1400811-57	ND	37.956	40.000	ug/L	1.9	94.9	20	70 - 130
Total Xylenes	MS	1400811-57	ND	114.51	120.00	ug/L		95.4	70 - 130	
	MSD	1400811-57	ND	117.04	120.00	ug/L	2.2	97.5	20	70 - 130
Gasoline Range Organics (C4 - C12)	MS	1400811-57	ND	888.01	1000.0	ug/L		88.8	70 - 130	
	MSD	1400811-57	ND	907.63	1000.0	ug/L	2.2	90.8	20	70 - 130
a,a,a-Trifluorotoluene (PID Surrogate)	MS	1400811-57	ND	34.261	40.000	ug/L		85.7	70 - 130	
	MSD	1400811-57	ND	34.932	40.000	ug/L	1.9	87.3		70 - 130
a,a,a-Trifluorotoluene (FID Surrogate)	MS	1400811-57	ND	34.842	40.000	ug/L		87.1	70 - 130	
	MSD	1400811-57	ND	35.556	40.000	ug/L	2.0	88.9		70 - 130

The results in this report apply to the samples analyzed in accordance with the chain of custody document. This analytical report must be reproduced in its entirety. All results listed in this report are for the exclusive use of the submitting party. BC Laboratories, Inc. assumes no responsibility for report alteration, separation, detachment or third party interpretation.



AECOM
1220 Avenida Acaso
Camarillo, CA 93012

Reported: 01/30/2014 11:48
Project: 1156
Project Number: 351645
Project Manager: Brenda Evans

Total Petroleum Hydrocarbons (Silica Gel Treated)

Quality Control Report - Method Blank Analysis

Constituent	QC Sample ID	MB Result	Units	PQL	MDL	Lab Quals
QC Batch ID: BXA1799						
Diesel Range Organics (C12 - C24)	BXA1799-BLK1	ND	ug/L	40		
Tetracosane (Surrogate)	BXA1799-BLK1	52.5	%	20 - 120 (LCL - UCL)		
Capric acid (Reverse Surrogate)	BXA1799-BLK1	0	%	0 - 2 (LCL - UCL)		



AECOM
1220 Avenida Acaso
Camarillo, CA 93012

Reported: 01/30/2014 11:48
Project: 1156
Project Number: 351645
Project Manager: Brenda Evans

Total Petroleum Hydrocarbons (Silica Gel Treated)

Quality Control Report - Laboratory Control Sample

Constituent	QC Sample ID	Type	Result	Spike Level	Units	Percent Recovery	RPD	Control Limits		Lab	Quals
								Percent Recovery	RPD		
QC Batch ID: BXA1799											
Diesel Range Organics (C12 - C24)	BXA1799-BS1	LCS	149.75	500.00	ug/L	29.9		20 - 110			
Tetracosane (Surrogate)	BXA1799-BS1	LCS	6.9170	20.000	ug/L	34.6		20 - 120			
Capric acid (Reverse Surrogate)	BXA1799-BS1	LCS	ND	100.00	ug/L	0		0 - 2			



AECOM
1220 Avenida Acaso
Camarillo, CA 93012

Reported: 01/30/2014 11:48
Project: 1156
Project Number: 351645
Project Manager: Brenda Evans

Total Petroleum Hydrocarbons (Silica Gel Treated)

Quality Control Report - Precision & Accuracy

Constituent	Type	Source Sample ID	Source Result	Result	Spike Added	Units	RPD	Control Limits		Lab Quals	
								Percent Recovery	RPD		Percent Recovery
QC Batch ID: BXA1799		Used client sample: N									
Diesel Range Organics (C12 - C24)	MS	1400811-12	ND	176.18	500.00	ug/L		35.2		20 - 110	
	MSD	1400811-12	ND	247.99	500.00	ug/L	33.9	49.6	30	20 - 110	Q02
Tetracosane (Surrogate)	MS	1400811-12	ND	9.9400	20.000	ug/L		49.7		20 - 120	
	MSD	1400811-12	ND	12.063	20.000	ug/L	19.3	60.3		20 - 120	
Capric acid (Reverse Surrogate)	MS	1400811-12	ND	ND	100.00	ug/L		0		0 - 2	
	MSD	1400811-12	ND	ND	100.00	ug/L		0		0 - 2	



AECOM
1220 Avenida Acaso
Camarillo, CA 93012

Reported: 01/30/2014 11:48
Project: 1156
Project Number: 351645
Project Manager: Brenda Evans

EPA Method 1664

Quality Control Report - Method Blank Analysis

Constituent	QC Sample ID	MB Result	Units	PQL	MDL	Lab Quals
QC Batch ID: BXA1910						
Oil and Grease	BXA1910-BLK1	ND	mg/L	5.0		



AECOM
1220 Avenida Acaso
Camarillo, CA 93012

Reported: 01/30/2014 11:48
Project: 1156
Project Number: 351645
Project Manager: Brenda Evans

EPA Method 1664

Quality Control Report - Laboratory Control Sample

Constituent	QC Sample ID	Type	Result	Spike Level	Units	Percent Recovery	RPD	Control Limits		Lab
								Percent Recovery	RPD	
QC Batch ID: BXA1910										
Oil and Grease	BXA1910-BS1	LCS	33.000	40.000	mg/L	82.5		78	114	



AECOM
1220 Avenida Acaso
Camarillo, CA 93012

Reported: 01/30/2014 11:48
Project: 1156
Project Number: 351645
Project Manager: Brenda Evans

EPA Method 1664

Quality Control Report - Precision & Accuracy

Constituent	Type	Source Sample ID	Source Result	Result	Spike Added	Units	RPD	Percent Recovery	Control Limits		Lab Quals
									RPD	Percent Recovery	
QC Batch ID: BXA1910		Used client sample: N									
Oil and Grease	DUP	1400811-57	ND	ND		mg/L				18	
	MS	1400811-57	ND	33.050	40.000	mg/L		82.6		78 - 114	
	MSD	1400811-57	ND	31.900	40.000	mg/L	3.5	79.8	18	78 - 114	



AECOM
1220 Avenida Acaso
Camarillo, CA 93012

Reported: 01/30/2014 11:48
Project: 1156
Project Number: 351645
Project Manager: Brenda Evans

Gas Testing in Water

Quality Control Report - Method Blank Analysis

Constituent	QC Sample ID	MB Result	Units	PQL	MDL	Lab Quals
QC Batch ID: BXA1046						
Methane	BXA1046-BLK1	ND	mg/L	0.0010		
QC Batch ID: BXA1145						
Methane	BXA1145-BLK1	ND	mg/L	0.0010		



AECOM
1220 Avenida Acaso
Camarillo, CA 93012

Reported: 01/30/2014 11:48
Project: 1156
Project Number: 351645
Project Manager: Brenda Evans

Gas Testing in Water

Quality Control Report - Laboratory Control Sample

Constituent	QC Sample ID	Type	Result	Spike Level	Units	Percent Recovery	RPD	Control Limits		Lab
								Percent Recovery	RPD	
QC Batch ID: BXA1046										
Methane	BXA1046-BS1	LCS	0.011657	0.010843	mg/L	108		80 - 120		
	BXA1046-BSD1	LCSD	0.011845	0.010843	mg/L	109	1.6	80 - 120		20
QC Batch ID: BXA1145										
Methane	BXA1145-BS1	LCS	0.011210	0.010843	mg/L	103		80 - 120		
	BXA1145-BSD1	LCSD	0.011268	0.010843	mg/L	104	0.5	80 - 120		20



AECOM
1220 Avenida Acaso
Camarillo, CA 93012

Reported: 01/30/2014 11:48
Project: 1156
Project Number: 351645
Project Manager: Brenda Evans

Water Analysis (General Chemistry)

Quality Control Report - Method Blank Analysis

Constituent	QC Sample ID	MB Result	Units	PQL	MDL	Lab Quals
QC Batch ID: BXA1107						
Iron (II) Species	BXA1107-BLK1	ND	ug/L	100		
QC Batch ID: BXA1108						
Iron (II) Species	BXA1108-BLK1	ND	ug/L	100		
QC Batch ID: BXA1160						
Nitrate as NO3	BXA1160-BLK1	ND	mg/L	0.44		
Sulfate	BXA1160-BLK1	ND	mg/L	1.0		
QC Batch ID: BXA1161						
Nitrate as NO3	BXA1161-BLK1	ND	mg/L	0.44		
Sulfate	BXA1161-BLK1	ND	mg/L	1.0		



AECOM
1220 Avenida Acaso
Camarillo, CA 93012

Reported: 01/30/2014 11:48
Project: 1156
Project Number: 351645
Project Manager: Brenda Evans

Water Analysis (General Chemistry)

Quality Control Report - Laboratory Control Sample

Constituent	QC Sample ID	Type	Result	Spike Level	Units	Percent Recovery	RPD	Control Limits		Lab Quals
								Percent Recovery	RPD	
QC Batch ID: BXA1107										
Iron (II) Species	BXA1107-BS1	LCS	2616.4	2500.0	ug/L	105		90 - 110		
QC Batch ID: BXA1108										
Iron (II) Species	BXA1108-BS1	LCS	2665.5	2500.0	ug/L	107		90 - 110		
QC Batch ID: BXA1160										
Nitrate as NO3	BXA1160-BS1	LCS	23.294	22.134	mg/L	105		90 - 110		
Sulfate	BXA1160-BS1	LCS	107.59	100.00	mg/L	108		90 - 110		
QC Batch ID: BXA1161										
Nitrate as NO3	BXA1161-BS1	LCS	23.037	22.134	mg/L	104		90 - 110		
Sulfate	BXA1161-BS1	LCS	104.61	100.00	mg/L	105		90 - 110		



AECOM
1220 Avenida Acaso
Camarillo, CA 93012

Reported: 01/30/2014 11:48
Project: 1156
Project Number: 351645
Project Manager: Brenda Evans

Water Analysis (General Chemistry)

Quality Control Report - Precision & Accuracy

Constituent	Type	Source Sample ID	Source Result	Result	Spike Added	Units	RPD	Percent Recovery	Control Limits		Lab Quals
									RPD	Percent Recovery	
QC Batch ID: BXA1107 Used client sample: Y - Description: MW-1B-W-140116, 01/16/2014 11:15											
Iron (II) Species	DUP	1401303-02	ND	ND		ug/L			10		
QC Batch ID: BXA1108 Used client sample: Y - Description: MW-11A-W-140116, 01/16/2014 14:35											
Iron (II) Species	DUP	1401303-12	7939.5	7868.4		ug/L	0.9		10		
QC Batch ID: BXA1160 Used client sample: N											
Nitrate as NO3	DUP	1401390-01	4.7101	4.6039		mg/L	2.3		10		
	MS	1401390-01	4.7101	49.446	44.715	mg/L		100		80 - 120	
	MSD	1401390-01	4.7101	49.884	44.715	mg/L	0.9	101	10	80 - 120	
Sulfate	DUP	1401390-01	427.90	434.12		mg/L	1.4		10		
	MS	1401390-01	427.90	638.24	202.02	mg/L		104		80 - 120	
	MSD	1401390-01	427.90	639.34	202.02	mg/L	0.2	105	10	80 - 120	
QC Batch ID: BXA1161 Used client sample: Y - Description: MW-1B-W-140116, 01/16/2014 11:15											
Nitrate as NO3	DUP	1401303-02	7.2467	7.2555		mg/L	0.1		10		
	MS	1401303-02	7.2467	30.612	22.358	mg/L		105		80 - 120	
	MSD	1401303-02	7.2467	30.952	22.358	mg/L	1.1	106	10	80 - 120	
Sulfate	DUP	1401303-02	18.806	18.670		mg/L	0.7		10		
	MS	1401303-02	18.806	128.19	101.01	mg/L		108		80 - 120	
	MSD	1401303-02	18.806	128.47	101.01	mg/L	0.2	109	10	80 - 120	

The results in this report apply to the samples analyzed in accordance with the chain of custody document. This analytical report must be reproduced in its entirety. All results listed in this report are for the exclusive use of the submitting party. BC Laboratories, Inc. assumes no responsibility for report alteration, separation, detachment or third party interpretation.



AECOM
1220 Avenida Acaso
Camarillo, CA 93012

Reported: 01/30/2014 11:48
Project: 1156
Project Number: 351645
Project Manager: Brenda Evans

Metals Analysis

Quality Control Report - Method Blank Analysis

Constituent	QC Sample ID	MB Result	Units	PQL	MDL	Lab Quals
QC Batch ID: BXA1227						
Dissolved Manganese	BXA1227-BLK1	ND	ug/L	1.0		
QC Batch ID: BXA1228						
Dissolved Manganese	BXA1228-BLK1	ND	ug/L	1.0		



AECOM
1220 Avenida Acaso
Camarillo, CA 93012

Reported: 01/30/2014 11:48
Project: 1156
Project Number: 351645
Project Manager: Brenda Evans

Metals Analysis

Quality Control Report - Laboratory Control Sample

Constituent	QC Sample ID	Type	Result	Spike Level	Units	Percent Recovery	RPD	Control Limits		Lab	Quals
								Percent Recovery	RPD		
QC Batch ID: BXA1227											
Dissolved Manganese	BXA1227-BS1	LCS	105.66	100.00	ug/L	106		85	115		
QC Batch ID: BXA1228											
Dissolved Manganese	BXA1228-BS1	LCS	104.56	100.00	ug/L	105		85	115		



AECOM
1220 Avenida Acaso
Camarillo, CA 93012

Reported: 01/30/2014 11:48
Project: 1156
Project Number: 351645
Project Manager: Brenda Evans

Metals Analysis

Quality Control Report - Precision & Accuracy

Constituent	Type	Source Sample ID	Source Result	Result	Spike Added	Units	RPD	Control Limits		Lab Quals
								Percent Recovery	RPD	
QC Batch ID: BXA1227		Used client sample: Y - Description: MW-7-W-140116, 01/16/2014 11:15								
Dissolved Manganese	DUP	1401303-07	302.68	305.41		ug/L	0.9		20	
	MS	1401303-07	302.68	386.03	102.04	ug/L		81.7		70 - 130
	MSD	1401303-07	302.68	407.98	102.04	ug/L	5.5	103	20	70 - 130
QC Batch ID: BXA1228		Used client sample: Y - Description: MW-11B-W-140116, 01/16/2014 14:50								
Dissolved Manganese	DUP	1401303-13	1117.7	1161.1		ug/L	3.8		20	
	MS	1401303-13	1117.7	1207.8	102.04	ug/L		88.3		70 - 130
	MSD	1401303-13	1117.7	1210.4	102.04	ug/L	0.2	90.9	20	70 - 130



AECOM
1220 Avenida Acaso
Camarillo, CA 93012

Reported: 01/30/2014 11:48
Project: 1156
Project Number: 351645
Project Manager: Brenda Evans

Notes And Definitions

- MDL Method Detection Limit
- ND Analyte Not Detected at or above the reporting limit
- PQL Practical Quantitation Limit
- RPD Relative Percent Difference
- A01 PQL's and MDL's are raised due to sample dilution.
- A10 PQL's and MDL's were raised due to matrix interference.
- A52 Chromatogram not typical of diesel.
- Q02 Matrix spike precision is not within the control limits.

Attachment 3

**Adjacent Site Monitoring Data – Former Shell Service Station
No. 13-5701, 4255 MacArthur Boulevard, Oakland, California**

TABLE 1

GROUNDWATER DATA
FORMER SHELL SERVICE STATION
4255 MACARTHUR BOULEVARD, OAKLAND, CALIFORNIA

Well ID	Date	TPHg (µg/L)	B (µg/L)	T (µg/L)	E (µg/L)	X (µg/L)	MTBE 8020 (µg/L)	MTBE 8260 (µg/L)	TBA (µg/L)	DIPE (µg/L)	ETBE (µg/L)	TAME (µg/L)	EDB (µg/L)	1,2- DCA (µg/L)	Ethanol (µg/L)	TOC (ft MSL)	Depth to Water (ft TOC)	GW Elevation (ft MSL)	SPH Thickness (ft)	DO Reading (mV)	ORP Reading (mV)
MW-1	11/17/1993	410	21	11	7.9	47	---	---	---	---	---	---	---	---	---	175.79	8.59	167.20	---	---	---
MW-1	01/20/1994	1,200	180	19	48	47	---	---	---	---	---	---	---	---	---	175.79	8.22	167.57	---	---	---
MW-1	04/25/1994	3,100	610	<10	130	27	---	---	---	---	---	---	---	---	---	175.79	7.63	168.16	---	---	---
MW-1	07/07/1994	2,400	1,000	10	250	20	---	---	---	---	---	---	---	---	---	175.79	8.31	167.48	---	---	---
MW-1	10/27/1994	2,200	500	3.1	72	1.8	---	---	---	---	---	---	---	---	---	175.79	8.84	166.95	---	---	---
MW-1	11/17/1994	---	---	---	---	---	---	---	---	---	---	---	---	---	---	175.79	7.60	168.19	---	---	---
MW-1	11/28/1994	---	---	---	---	---	---	---	---	---	---	---	---	---	---	175.79	7.56	168.23	---	---	---
MW-1	01/13/1995	570	75	2.5	6.7	11	---	---	---	---	---	---	---	---	---	175.79	7.11	168.68	---	---	---
MW-1	04/12/1995	1,800	480	<5.0	79	<5.0	---	---	---	---	---	---	---	---	---	175.79	7.08	168.71	---	---	---
MW-1	07/25/1995	120	15	1.1	2.1	2.9	---	---	---	---	---	---	---	---	---	175.79	7.73	168.06	---	---	---
MW-1 (D)	07/25/1995	300	88	2.4	11	6.5	---	---	---	---	---	---	---	---	---	175.79	7.73	168.06	---	---	---
MW-1	10/18/1995	130	9.5	0.8	1.3	1.7	---	---	---	---	---	---	---	---	---	175.79	8.42	167.37	---	---	---
MW-1 (D)	10/18/1995	120	11	0.8	1.4	1.8	---	---	---	---	---	---	---	---	---	175.79	8.42	167.37	---	---	---
MW-1	01/17/1996	250	22	0.9	1.6	2.3	---	---	---	---	---	---	---	---	---	175.79	7.83	167.96	---	---	---
MW-1	04/25/1996	<50	4.6	<0.5	<0.5	0.6	500b	---	---	---	---	---	---	---	---	175.79	7.35	168.44	---	---	---
MW-1	07/17/1996	<250	15	<2.5	<2.5	<2.5	540	---	---	---	---	---	---	---	---	175.79	7.70	168.09	---	---	---
MW-1	10/01/1996	1,200	500	12	57	82	1,900	---	---	---	---	---	---	---	---	175.79	8.07	167.72	---	---	---
MW-1	01/22/1997	640	170	4.3	33	33	1,200	---	---	---	---	---	---	---	---	175.79	7.21	168.58	---	---	---
MW-1	04/08/1997	<200	34	<2.0	3.3	4.3	950	---	---	---	---	---	---	---	---	175.79	7.75	168.04	---	---	---
MW-1 (D)	04/08/1997	<200	66	<2.0	6.4	8	740	---	---	---	---	---	---	---	---	175.79	7.75	168.04	---	---	---
MW-1	07/08/1997	190	49	1.2	5.8	8.6	560	---	---	---	---	---	---	---	---	175.79	8.01	167.78	---	---	---
MW-1	10/08/1997	<100	7	<1.0	<1.0	<1.0	620	---	---	---	---	---	---	---	---	175.79	8.10	167.69	---	---	---
MW-1	01/09/1998	970	390	12	48	71	1,200	---	---	---	---	---	---	---	---	175.79	7.14	168.65	---	---	---
MW-1	04/13/1998	<50	136	<0.50	1.5	1.8	170	---	---	---	---	---	---	---	---	175.79	6.78	169.01	---	---	---
MW-1	07/17/1998	2,500	750	11	88	67	150	---	---	---	---	---	---	---	---	175.79	7.28	168.51	---	---	---
MW-1	10/02/1998	8,000	970	36	270	440	35	---	---	---	---	---	---	---	---	175.79	7.77	168.02	---	---	---
MW-1	02/03/1999	210	56	0.82	<0.50	3.2	220	---	---	---	---	---	---	---	---	175.79	7.45	168.34	---	1.4	---
MW-1	04/29/1999	<50	4.5	<0.50	0.56	<0.50	140	196	---	---	---	---	---	---	---	175.79	7.58	168.21	---	1.2	140
MW-1	07/23/1999	<50.0	<0.500	<0.500	<0.500	<0.500	120	111 f	---	---	---	---	---	---	---	175.79	8.51	167.28	---	1.0	---
MW-1	11/01/1999	<50.0	<0.500	<0.500	<0.500	<0.500	2.90	---	---	---	---	---	---	---	---	175.79	8.30	167.49	---	1.4	-71
MW-1	01/17/2000	<50	<0.50	<0.500	<0.50	<0.50	3.30	---	---	---	---	---	---	---	---	175.79	8.04	167.75	---	16.9	64
MW-1	04/17/2000	<50.0	1.08	<0.500	<0.500	<0.500	<2.50	---	---	---	---	---	---	---	---	175.79	8.00	167.79	---	1.8	112
MW-1	07/26/2000	125	54.3	2.16	5.45	9.86	33.1	---	---	---	---	---	---	---	---	175.79	7.52	168.27	---	13.2	-140
MW-1	10/12/2000	101	40.7	2.68	3.00	5.18	25.0	---	---	---	---	---	---	---	---	175.79	7.71	168.08	---	>20	534
MW-1	01/15/2001	<50.0	0.633	<0.500	0.505	1.74	<2.50	---	---	---	---	---	---	---	---	175.79	7.33	168.46	---	16.9	-127
MW-1	04/09/2001	<50.0	<0.500	<0.500	<0.500	0.927	<2.50	---	---	---	---	---	---	---	---	175.79	7.68	168.11	---	12.8	-117
MW-1	07/24/2001	<50	4.0	0.65	0.53	1.3	---	<5.0	---	---	---	---	---	---	---	175.79	8.00	167.79	---	>20	43
MW-1	10/31/2001	<50	4.4	<0.50	<0.50	0.98	---	<5.0	---	---	---	---	---	---	---	175.79	7.94	167.85	---	13.6	123
MW-1	01/10/2002	<50	2.2	<0.50	<0.50	1.2	---	6.1	---	---	---	---	---	---	---	175.79	7.63	168.16	---	0.1	63
MW-1	04/25/2002	<50	2.0	<0.50	<0.50	<0.50	---	<5.0	---	---	---	---	---	---	---	175.79	7.76	168.03	---	0.3	54

TABLE 1

**GROUNDWATER DATA
FORMER SHELL SERVICE STATION
4255 MACARTHUR BOULEVARD, OAKLAND, CALIFORNIA**

Well ID	Date	TPHg (µg/L)	B (µg/L)	T (µg/L)	E (µg/L)	X (µg/L)	MTBE 8020 (µg/L)	MTBE 8260 (µg/L)	TBA (µg/L)	DIPE (µg/L)	ETBE (µg/L)	TAME (µg/L)	EDB (µg/L)	1,2- DCA (µg/L)	Ethanol (µg/L)	TOC (ft MSL)	Depth to Water (ft TOC)	GW Elevation (ft MSL)	SPH Thickness (ft)	DO Reading (m/L)	ORP Reading (mV)
MW-1	07/18/2002	<50	6.1	<0.50	<0.50	0.98	---	<5.0	---	---	---	---	---	---	---	175.79	8.29	167.50	---	1.1	32
MW-1	10/07/2002	500	17	14	11	60	---	9.0	---	---	---	---	---	---	---	175.76	8.34	167.42	---	2.8	-26
MW-1	01/06/2003	<50	12	<0.50	0.73	0.58	---	14	---	---	---	---	---	---	---	175.76	7.18	168.58	---	0.5	-22
MW-1	04/07/2003	<50	<0.50	<0.50	<0.50	<1.0	---	12	<5.0	---	---	---	---	---	---	175.76	7.75	168.01	---	0.7	-24
MW-1	07/07/2003	<50	6.6	<0.50	<0.50	<1.0	---	8.1	<5.0	---	---	---	---	---	---	175.76	7.75	168.01	---	0.5	16
MW-1	10/09/2003	<50	1.9	<0.50	<0.50	<1.0	---	22	<5.0	---	---	---	---	---	---	175.76	8.45	167.31	---	0.7	80
MW-1	01/14/2004	<100	19	<1.0	<1.0	<2.0	---	180	63	---	---	---	---	---	---	175.76	7.45	168.31	---	0.8	242
MW-1	04/28/2004	<50	2.1	<0.50	<0.50	<1.0	---	110	33	---	---	---	---	---	---	175.76	8.25	167.51	---	0.5	64
MW-1	07/12/2004	<50	2.5	<0.50	<0.50	<1.0	---	120	26	<2.0	<2.0	<2.0	---	---	<50	175.76	6.20	169.56	---	0.5	72
MW-1	10/25/2004	<500	<5.0	<5.0	<5.0	<10	---	550	240	---	---	---	---	---	---	175.76	7.98	167.78	---	3.15	-72
MW-1	01/17/2005	<250	8.0	<2.5	<2.5	<5.0	---	500	310	---	---	---	---	---	---	175.76	7.42	168.34	---	0.2	9
MW-1	04/06/2005	<250	<2.5	<2.5	<2.5	<5.0	---	230	330*	---	---	---	---	---	---	175.76	8.15	167.61	---	2.49	143
MW-1	07/08/2005	<50	<0.50	<0.50	<0.50	<0.50	---	380	510	<0.50	<0.50	<0.50	---	---	<5.0	175.76	7.45	168.31	---	1.1	12
MW-1	10/07/2005	<500 c	<5.0	<5.0	<5.0	<10	---	1,600	1,600	---	---	---	---	---	---	175.76	7.72	168.04	---	---	---
MW-1	01/27/2006	1,720	6.92	<0.500	<0.500	<0.500	---	1,270	1,380	---	---	---	---	---	---	175.76	6.68	169.08	---	---	---
MW-1	04/28/2006	2,420	6.90	1.19	<0.500	0.980	---	2,080	1,870	---	---	---	---	---	---	175.76	6.67	169.09	---	---	---
MW-1	07/28/2006	3,230	2.06	<0.500	<0.500	<0.500	---	1,770	1,730	<0.500	<0.500	1.14	---	---	<50.0	175.76	7.65	168.11	---	---	---
MW-1	10/27/2006	1,020	3.22	<0.500	1.72	<0.500	---	690	884	---	---	---	---	---	---	175.76	7.90	167.86	---	---	---
MW-1	01/10/2007	1,100	3.0	<0.50	<0.50	<1.0	---	2,300	2,900	---	---	---	---	---	---	175.76	7.62	168.14	---	---	---
MW-1	04/13/2007	620 g,h	7.1	0.24 i	<1.0	<1.0	---	2,800	3,600	---	---	---	---	---	---	175.76	6.98	168.78	---	---	---
MW-1	07/09/2007	960 g,h	4.3 i	<20	<20	<20	---	1,900	2,100	<40	<40	<40	---	---	<2,000	175.76	7.60	168.16	---	---	---
MW-1	10/08/2007	590 g,h	5.9 i	<20	<20	<20	---	3,200	2,200	---	---	---	---	---	---	175.76	8.05	167.71	---	---	---
MW-1	01/09/2008	470 g,h	36	<10	<10	<10	---	660	1,300	---	---	---	---	---	---	175.76	6.99	168.77	---	---	---
MW-1	04/04/2008	2,200	<10	<20	<20	<20	---	2,000	1,500	---	---	---	---	---	---	175.76	6.94	168.82	---	---	---
MW-1	07/03/2008	1,800	<10	<20	<20	<20	---	1,800	3,400	<40	<40	<40	---	---	<2,000	175.76	8.03	167.73	---	---	---
MW-1	10/03/2008	2,000	<10	<20	<20	<20	---	2,000	2,800	---	---	---	---	---	---	175.76	8.58	167.18	---	---	---
MW-1	01/22/2009	2,400	14	<20	<20	<20	---	1,600	3,200	---	---	---	---	---	---	175.76	8.15	167.61	---	---	---
MW-1	04/13/2009	1,800	<10	<20	<20	<20	---	970	1,900	---	---	---	---	---	---	175.76	2.13	173.63	---	---	---
MW-1	07/23/2009	1,800	6.9	<10	<10	<10	---	1,500	2,800	<20	<20	<20	---	---	<1000	175.76	8.15	167.61	---	---	---
MW-1	02/01/2010	910	94	<5.0	<5.0	<5.0	---	620	1,800	---	---	---	---	---	---	175.76	7.44	168.32	---	---	---
MW-1	08/02/2010	1,600	8.4	<5.0	<5.0	<5.0	---	2,100	2,100	---	---	---	---	---	---	175.76	7.49	168.27	---	---	---
MW-1	01/31/2011	1,100 j	41	<10	<10	<10	---	2,000	2,600	---	---	---	<10	<10	---	175.76	7.45	168.31	---	---	---
MW-1	07/25/2011	520 j	31	<2.5	<2.5	<5.0	---	530	1,600	<5.0	<5.0	<5.0	---	---	<750	175.76	7.39	168.37	---	---	---
MW-1	01/23/2012	<1,000	49	<10	<10	<20	---	1,200	1,200	---	---	---	---	---	---	175.76	7.85	167.91	---	---	---
MW-1	07/24/2012	390	14	<2.5	<2.5	<5.0	---	350	1,100	<2.5	<2.5	<2.5	---	---	---	175.76	7.80	167.96	---	---	---
MW-1	01/23/2013	1,100	45	<1.0	<1.0	<2.0	---	1,400	1,600	---	---	---	---	---	---	175.76	7.26	168.50	---	---	---
MW-1	07/10/2013	1,000	5.2	<5.0	<5.0	<10	---	1,000	700	<5.0	<5.0	<5.0	---	---	<1,500	175.76	7.99	167.77	---	---	---
MW-1	01/16/2014	840	56	<5.0	<5.0	<10	---	750	960	---	---	---	---	---	---	175.76	8.60	167.16	---	---	---
MW-2	11/17/1993	31,000	9,400	4,600	1,000	3,900	---	---	---	---	---	---	---	---	---	170.91	12.31	158.60	---	---	---

TABLE 1

**GROUNDWATER DATA
FORMER SHELL SERVICE STATION
4255 MACARTHUR BOULEVARD, OAKLAND, CALIFORNIA**

Well ID	Date	TPHg (µg/L)	B (µg/L)	T (µg/L)	E (µg/L)	X (µg/L)	MTBE 8020 (µg/L)	MTBE 8260 (µg/L)	TBA (µg/L)	DIPE (µg/L)	ETBE (µg/L)	TAME (µg/L)	EDB (µg/L)	1,2- DCA (µg/L)	Ethanol (µg/L)	TOC (ft MSL)	Depth to Water (ft TOC)	GW Elevation (ft MSL)	SPH Thickness (ft)	DO Reading (m/L)	ORP Reading (mV)
MW-2	01/20/1994	40,000	6,900	5,600	780	4,100	---	---	---	---	---	---	---	---	---	170.91	11.48	159.43	---	---	---
MW-2 (D)	01/20/1994	41,000	7,200	6,200	900	4,800	---	---	---	---	---	---	---	---	---	170.91	11.48	159.43	---	---	---
MW-2	04/25/1994	60,000	9,300	6,100	1,400	6,200	---	---	---	---	---	---	---	---	---	170.91	10.84	160.07	---	---	---
MW-2	07/07/1994	280,000 a	40,000	26,000	8,100	32,000	---	---	---	---	---	---	---	---	---	170.91	11.89	159.02	---	---	---
MW-2 (D)	07/07/1994	53,000	13,000	6,600	2,000	8,400	---	---	---	---	---	---	---	---	---	170.91	11.89	159.02	---	---	---
MW-2	10/27/1994	130,000	14,000	12,000	2,400	13,000	---	---	---	---	---	---	---	---	---	170.91	12.89	158.02	---	---	---
MW-2 (D)	10/27/1994	390,000	8,800	7,000	1,700	11,000	---	---	---	---	---	---	---	---	---	170.91	12.89	158.02	---	---	---
MW-2	11/17/1994	---	---	---	---	---	---	---	---	---	---	---	---	---	---	170.91	9.11	161.80	---	---	---
MW-2	11/28/1994	---	---	---	---	---	---	---	---	---	---	---	---	---	---	170.91	9.22	161.69	---	---	---
MW-2	01/13/1995	75,000	5,900	12,000	3,100	17,000	---	---	---	---	---	---	---	---	---	170.91	8.10	162.81	---	---	---
MW-2	04/12/1995	100,000	8,500	11,000	2,400	12,000	---	---	---	---	---	---	---	---	---	170.91	10.12	160.79	---	---	---
MW-2 (D)	04/12/1995	80,000	4,200	9,300	2,500	12,000	---	---	---	---	---	---	---	---	---	170.91	10.12	160.79	---	---	---
MW-2	07/25/1995	---	---	---	---	---	---	---	---	---	---	---	---	---	---	170.91	11.53	159.80	0.52	---	---
MW-2	10/18/1995	---	---	---	---	---	---	---	---	---	---	---	---	---	---	170.91	14.02	156.99	0.13	---	---
MW-2	01/17/1996	---	---	---	---	---	---	---	---	---	---	---	---	---	---	170.91	10.27	160.78	0.17	---	---
MW-2	04/25/1996	---	---	---	---	---	---	---	---	---	---	---	---	---	---	170.91	11.68	159.25	0.03	---	---
MW-2	07/17/1996	---	---	---	---	---	---	---	---	---	---	---	---	---	---	170.91	12.78	158.51	0.48	---	---
MW-2	10/01/1996	---	---	---	---	---	---	---	---	---	---	---	---	---	---	170.91	14.21	156.92	0.28	---	---
MW-2	01/22/1997	---	---	---	---	---	---	---	---	---	---	---	---	---	---	170.91	10.92	160.08	0.11	---	---
MW-2	04/08/1997	---	---	---	---	---	---	---	---	---	---	---	---	---	---	170.91	14.12	156.95	0.20	---	---
MW-2	07/08/1997	---	---	---	---	---	---	---	---	---	---	---	---	---	---	170.91	14.98	156.08	0.19	---	---
MW-2	10/08/1997	---	---	---	---	---	---	---	---	---	---	---	---	---	---	170.91	12.97	157.98	0.05	---	---
MW-2	01/08/1998	---	---	---	---	---	---	---	---	---	---	---	---	---	---	170.91	12.54	158.43	0.08	---	---
MW-2	04/13/1998	180,000	2,800	5,200	2,400	13,000	71,000	---	---	---	---	---	---	---	---	170.91	10.05	160.86	---	---	---
MW-2	07/17/1998	---	---	---	---	---	---	---	---	---	---	---	---	---	---	170.91	11.75	159.24	0.10	---	---
MW-2	10/02/1998	---	---	---	---	---	---	---	---	---	---	---	---	---	---	170.91	16.78	154.22	0.11	---	---
MW-2	02/03/1999	---	---	---	---	---	---	---	---	---	---	---	---	---	---	170.91	9.90	161.07	0.08	---	---
MW-2	04/29/1999	---	---	---	---	---	---	---	---	---	---	---	---	---	---	170.91	9.86	161.09	0.05	---	---
MW-2	07/23/1999	65,800	6,500	4,480	1,960	8,960	46,600	58,500 f	---	---	---	---	---	---	---	170.91	14.45	156.46	---	1.4	---
MW-2	11/01/1999	---	---	---	---	---	---	---	---	---	---	---	---	---	---	170.91	11.84	159.09	0.03	---	---
MW-2	01/17/2000	46,000	6,000	2,400	1,500	5,500	50,000	31,000	---	---	---	---	---	---	---	170.91	11.00	159.91	---	1.3	-54
MW-2	04/17/2000	96,300	8,150	10,200	2,820	14,900	112,000	108,000	---	---	---	---	---	---	---	170.91	11.06	159.85	---	2.6	125
MW-2	07/26/2000	72,400	8,680	5,620	2,810	13,400	66,200	46,300	---	---	---	---	---	---	---	170.91	12.82	158.09	---	2.2	113
MW-2	10/12/2000	63,200	5,840	4,180	2,310	11,100	61,200	66,600	---	---	---	---	---	---	---	170.91	11.32	159.59	---	0.4	55
MW-2	01/15/2001	59,700	2,630	4,800	2,050	11,500	44,400	5,080	---	---	---	---	---	---	---	170.91	10.19	160.72	---	1.1	-22
MW-2	04/09/2001	56,900	1,860	2,550	1,810	9,720	40,000	46,600	---	---	---	---	---	---	---	170.91	11.15	159.76	---	1.0	-55
MW-2	07/24/2001	84,000	3,000	4,600	2,500	13,000	---	41,000	---	---	---	---	---	---	---	170.91	11.67	159.24	---	0.2	53
MW-2	10/31/2001	45,000	2,200	3,000	1,500	7,700	---	29,000	51,000	<50	<50	<50	---	---	<500	170.91	11.04	159.87	---	1.2	-17
MW-2	01/10/2002	28,000	840	740	760	3,300	---	32,000	---	---	---	---	---	---	---	170.91	9.58	161.33	---	2.1	-76
MW-2	04/25/2002	41,000	1,900	2,000	1,200	6,900	---	17,000	---	---	---	---	---	---	---	170.91	11.40	159.51	---	0.8	-95

TABLE 1

**GROUNDWATER DATA
FORMER SHELL SERVICE STATION
4255 MACARTHUR BOULEVARD, OAKLAND, CALIFORNIA**

Well ID	Date	TPHg (µg/L)	B (µg/L)	T (µg/L)	E (µg/L)	X (µg/L)	MTBE 8020 (µg/L)	MTBE 8260 (µg/L)	TBA (µg/L)	DIPE (µg/L)	ETBE (µg/L)	TAME (µg/L)	EDB (µg/L)	1,2- DCA (µg/L)	Ethanol (µg/L)	TOC (ft MSL)	Depth to Water (ft TOC)	GW Elevation (ft MSL)	SPH Thickness (ft)	DO Reading (m/L)	ORP Reading (mV)
MW-2	07/18/2002	87,000	2,000	2,200	1,400	10,000	---	19,000	---	---	---	---	---	---	---	170.91	12.68	158.23	---	0.7	-34
MW-2	10/07/2002	110,000	3,900	6,700	2,700	15,000	---	20,000	---	---	---	---	---	---	---	170.88	11.58	159.30	---	1.4	-52
MW-2	01/06/2003	65,000	2,400	3,500	1,400	8,600	---	26,000	---	---	---	---	---	---	---	170.88	9.09	161.79	---	0.4	40
MW-2	04/07/2003	57,000	1,900	2,500	1,700	8,600	---	37,000	34,000	---	---	---	---	---	---	170.88	11.08	159.80	---	1.0	60
MW-2	07/07/2003	34,000	4,000	4,200	1,600	8,500	---	51,000	44,000	---	---	---	---	---	---	170.88	11.27	159.61	---	1.3	-17
MW-2	10/09/2003	---	---	---	---	---	---	---	---	---	---	---	---	---	---	170.88	11.64	159.26	0.03	---	---
MW-2	10/20/2003	---	---	---	---	---	---	---	---	---	---	---	---	---	---	170.88	11.88	159.03	0.04	---	---
MW-2	01/14/2004	---	---	---	---	---	---	---	---	---	---	---	---	---	---	170.88	10.96	159.93	0.01	---	---
MW-2	04/28/2004	35,000	2,200	2,200	2,300	8,200	---	26,000	28,000	---	---	---	---	---	---	170.88	11.05	159.83	---	0.1	-96
MW-2	07/12/2004	---	---	---	---	---	---	---	---	---	---	---	---	---	---	170.88	12.12	158.78	0.03	---	---
MW-2	10/25/2004	60,000	2,900	2,300	2,300	7,600	---	27,000	26,000	---	---	---	---	---	---	170.88	11.23	159.65	---	1.62	-69
MW-2	01/17/2005	62,000	1,900	1,800	1,800	5,700	---	22,000	21,000	---	---	---	---	---	---	170.88	8.78	162.10	---	0.8	-102
MW-2	04/06/2005	40,000	1,500	940	1,600	2,900	---	23,000	23,000	---	---	---	---	---	---	170.88	9.23	161.65	---	0.60	-104
MW-2	07/08/2005	50,000	2,300	1,500	1,700	6,600	---	24,000	25,000	<150	<150	<150	---	---	<1,500	170.88	10.99	159.91	0.02	0.01	-41
MW-2	10/07/2005	---	---	---	---	---	---	---	---	---	---	---	---	---	---	170.88	12.15	158.75	0.02	---	---
MW-2	01/27/2006	56,800	1,270	1,280	1,520	5,370	---	8,210	10,600	---	---	---	---	---	---	170.88	9.55	161.33	---	---	---
MW-2	03/16/2006	82,100	1,230	1,310	1,350	4,630	---	9,020	9,690	---	---	---	---	---	---	170.88	8.10	162.78	---	---	---
MW-2	04/28/2006	81,400	1,200	1,610	1,660	5,580	---	10,800	11,100	---	---	---	---	---	---	170.88	9.25	161.63	---	---	---
MW-2	05/15/2006	119,000	2,210	3,800	2,330	8,900	---	15,600	12,200	---	---	---	---	---	---	170.88	10.28	160.60	---	---	---
MW-2	06/19/2006	121,000	1,680	3,830	2,990	12,400	---	10,700	9,310	---	---	---	---	---	---	170.88	10.90	159.98	---	---	---
MW-2	07/28/2006	172,000	3,590	3,450	2,840	8,210	---	22,800	11,300	<0.500	<0.500	<0.500	---	---	<50.0	170.88	11.84	159.04	---	---	---
MW-2	08/31/2006	91,200	1,590	3,710	2,570	11,700	---	3,520	3,940	---	---	---	---	---	---	170.88	18.03	152.85	---	---	---
MW-2	09/26/2006	50,000	2,300	1,300	1,600	6,700	---	17,000	19,000	---	---	---	---	---	---	170.88	10.23	160.65	---	---	---
MW-2	10/27/2006	159,000	5,200	3,890	2,600	12,500	---	18,100	9,230 d	---	---	---	---	---	---	170.88	12.11	158.77	---	---	---
MW-2	11/22/2006	53,000	1,500	960	1,800	7,100	---	9,600	12,000	---	---	---	---	---	---	170.88	11.35	159.53	---	---	---
MW-2	12/26/2006	Well inaccessible			---	---	---	---	---	---	---	---	---	---	---	170.88	---	---	---	---	---
MW-2	01/10/2007	45,000	2,700	1,700	1,400	5,800	---	13,000	11,000	---	---	---	---	---	---	170.88	10.21	160.67	---	---	---
MW-2	02/19/2007	13,000	1,800	1,900	1,500	5,900	---	7,400	11,000	---	---	---	---	---	---	170.88	9.22	161.66	---	---	---
MW-2	03/16/2007	52,000	2,600	2,300	2,000	7,300	---	9,100	12,000	---	---	---	---	---	---	170.88	9.88	161.00	---	---	---
MW-2	04/13/2007	60,000 g	2,200	2,100	2,300	7,900	---	13,000	20,000	---	---	---	---	---	---	170.88	10.61	160.29	0.02	---	---
MW-2	07/09/2007	---	---	---	---	---	---	---	---	---	---	---	---	---	---	170.88	11.77	159.20	0.11	---	---
MW-2	10/08/2007	---	---	---	---	---	---	---	---	---	---	---	---	---	---	170.88	12.70	158.33	0.19	---	---
MW-2	11/19/2007	---	---	---	---	---	---	---	---	---	---	---	---	---	---	170.88	8.00	162.88	---	---	---
MW-2	12/10/2007	---	---	---	---	---	---	---	---	---	---	---	---	---	---	170.88	6.49	164.39	---	---	---
MW-2	01/09/2008	Unable to access			---	---	---	---	---	---	---	---	---	---	---	170.88	---	---	---	---	---
MW-2	01/22/2008	Unable to access			---	---	---	---	---	---	---	---	---	---	---	170.88	---	---	---	---	---
MW-2	02/21/2008	---	---	---	---	---	---	---	---	---	---	---	---	---	---	170.88	8.86	162.02	---	---	---
MW-2	03/20/2008	---	---	---	---	---	---	---	---	---	---	---	---	---	---	170.88	10.24	160.66	0.02	---	---
MW-2	04/04/2008	Unable to access			---	---	---	---	---	---	---	---	---	---	---	170.88	---	---	---	---	---
MW-2	05/27/2008	---	---	---	---	---	---	---	---	---	---	---	---	---	---	170.88	12.44	158.46	0.03	---	---

TABLE 1

**GROUNDWATER DATA
FORMER SHELL SERVICE STATION
4255 MACARTHUR BOULEVARD, OAKLAND, CALIFORNIA**

<i>Well ID</i>	<i>Date</i>	<i>TPHg (µg/L)</i>	<i>B (µg/L)</i>	<i>T (µg/L)</i>	<i>E (µg/L)</i>	<i>X (µg/L)</i>	<i>MTBE 8020 (µg/L)</i>	<i>MTBE 8260 (µg/L)</i>	<i>TBA (µg/L)</i>	<i>DIPE (µg/L)</i>	<i>ETBE (µg/L)</i>	<i>TAME (µg/L)</i>	<i>EDB (µg/L)</i>	<i>1,2- DCA (µg/L)</i>	<i>Ethanol (µg/L)</i>	<i>TOC (ft MSL)</i>	<i>Depth to Water (ft TOC)</i>	<i>GW Elevation (ft MSL)</i>	<i>SPH Thickness (ft)</i>	<i>DO Reading (m/L)</i>	<i>ORP Reading (mV)</i>
MW-2	06/11/2008	---	---	---	---	---	---	---	---	---	---	---	---	---	---	170.88	11.10	159.85	0.09	---	---
MW-2	06/11/2008	---	---	---	---	---	---	---	---	---	---	---	---	---	---	170.88	11.10	159.85	0.09	---	---
MW-2	07/03/2008	---	---	---	---	---	---	---	---	---	---	---	---	---	---	170.88	11.62	159.37	0.14	---	---
MW-2	08/04/2008	---	---	---	---	---	---	---	---	---	---	---	---	---	---	170.88	11.88	159.05	0.06	---	---
MW-2	09/17/1998	Unable to access	---	---	---	---	---	---	---	---	---	---	---	---	---	170.88	---	---	---	---	---
MW-2	10/03/2008	---	---	---	---	---	---	---	---	---	---	---	---	---	---	170.88	12.66	158.43	0.26	---	---
MW-2	11/26/2008	Unable to access	---	---	---	---	---	---	---	---	---	---	---	---	---	170.88	---	---	---	---	---
MW-2	12/30/2008	Unable to access	---	---	---	---	---	---	---	---	---	---	---	---	---	170.88	---	---	---	---	---
MW-2	01/22/2009	86,000	3,800	1,600	2,500	9,800	---	10,000	7,900	---	---	---	---	---	---	170.88	10.74	160.14	---	---	---
MW-2	02/27/2009	Unable to access	---	---	---	---	---	---	---	---	---	---	---	---	---	170.88	---	---	---	---	---
MW-2	04/13/2009	60,000	1,700	980	2,000	7,000	---	4,300	4,600	---	---	---	---	---	---	170.88	10.36	160.53	0.01	---	---
MW-2	07/23/2009	---	---	---	---	---	---	---	---	---	---	---	---	---	---	170.88	11.91	159.13	0.20	---	---
MW-2	11/10/2009	---	---	---	---	---	---	---	---	---	---	---	---	---	---	170.88	10.87	160.04	0.04	---	---
MW-2	02/01/2010	Unable to access	---	---	---	---	---	---	---	---	---	---	---	---	---	170.88	---	---	---	---	---
MW-2	02/09/2010	Unable to access	---	---	---	---	---	---	---	---	---	---	---	---	---	170.88	---	---	---	---	---
MW-2	08/02/2010	---	---	---	---	---	---	---	---	---	---	---	---	---	---	170.88	11.38	159.53	0.04	---	---
MW-2	01/31/2011	77,000	1,700	1,500	2,600	9,000	---	2,100	2,700	---	---	---	<25	<25	---	170.88	9.09	161.79	---	---	---
MW-2	04/26/2011	---	---	---	---	---	---	---	---	---	---	---	---	---	---	170.88	9.98	160.90	0.00	---	---
MW-2	07/25/2011	46,000	990	560	2,500	5,100	---	1,600	1,900	<50	<50	<50	---	---	<7,500	170.88	10.76	160.12	0.00	---	---
MW-2	10/13/2011	---	---	---	---	---	---	---	---	---	---	---	---	---	---	170.88	10.18	160.70	0.00	---	---
MW-2	01/23/2012	48,000	1,400	1,100	2,200	6,100	---	820	1,200	---	---	---	---	---	---	170.88	9.22	161.66	0.00	---	---
MW-2	04/23/2012	---	---	---	---	---	---	---	---	---	---	---	---	---	---	170.88	9.20	161.68	0.00	---	---
MW-2	07/24/2012	63,000	1,400	970	2,600	7,100	---	1,000	980	<20	<20	<20	---	---	---	170.88	10.82	160.06	0.00	---	---
MW-2	11/07/2012	---	---	---	---	---	---	---	---	---	---	---	---	---	---	170.88	10.76	160.12	0.00	---	---
MW-2	01/23/2013	48,000	1,500	1,300	1,800	5,400	---	1,100	1,400	---	---	---	---	---	---	170.88	10.30	160.58	0.00	---	---
MW-2	04/01/2013	---	---	---	---	---	---	---	---	---	---	---	---	---	---	170.88	10.30	160.58	0.00	---	---
MW-2	07/10/2013	32,000	1,600	670	1,800	3,500	---	1,200	1,700	<20	<20	<20	---	---	<6,000	170.88	10.94	159.94	0.00	---	---
MW-2	10/01/2013	---	---	---	---	---	---	---	---	---	---	---	---	---	---	170.88	11.93	158.95	---	---	---
MW-2	01/16/2014	92,000	2,700	4,200	3,600	13,000	---	830	900	---	---	---	---	---	---	170.88	11.85	159.03	---	---	---
MW-3	11/17/1993	18,000	5,400	660	720	2,200	---	---	---	---	---	---	---	---	---	174.61	15.40	159.21	---	---	---
MW-3	01/20/1994	55,000	13,000	2,600	2,200	6,500	---	---	---	---	---	---	---	---	---	174.61	14.61	160.00	---	---	---
MW-3	04/25/1994	96,000	11,000	1,600	3,100	9,900	---	---	---	---	---	---	---	---	---	174.61	13.12	161.49	---	---	---
MW-3 (D)	04/25/1994	78,000	12,000	1,900	2,600	7,300	---	---	---	---	---	---	---	---	---	174.61	13.12	161.49	---	---	---
MW-3	07/07/1994	---	---	---	---	---	---	---	---	---	---	---	---	---	---	174.61	14.54	160.09	0.02	---	---
MW-3	10/27/1994	---	---	---	---	---	---	---	---	---	---	---	---	---	---	174.61	15.62	159.03	0.05	---	---
MW-3	11/17/1994	---	---	---	---	---	---	---	---	---	---	---	---	---	---	174.61	13.83	160.78	---	---	---
MW-3	11/28/1994	---	---	---	---	---	---	---	---	---	---	---	---	---	---	174.61	14.02	160.59	---	---	---
MW-3	01/13/1995	180,000	3,200	2,700	1,700	5,200	---	---	---	---	---	---	---	---	---	174.61	12.13	162.48	---	---	---
MW-3 (D)	01/13/1995	23,000	4,000	690	960	3,000	---	---	---	---	---	---	---	---	---	174.61	12.13	162.48	---	---	---

TABLE 1

**GROUNDWATER DATA
FORMER SHELL SERVICE STATION
4255 MACARTHUR BOULEVARD, OAKLAND, CALIFORNIA**

Well ID	Date	TPHg (µg/L)	B (µg/L)	T (µg/L)	E (µg/L)	X (µg/L)	MTBE 8020 (µg/L)	MTBE 8260 (µg/L)	TBA (µg/L)	DIPE (µg/L)	ETBE (µg/L)	TAME (µg/L)	EDB (µg/L)	1,2- DCA (µg/L)	Ethanol (µg/L)	TOC (ft MSL)	Depth to Water (ft TOC)	GW Elevation (ft MSL)	SPH Thickness (ft)	DO Reading (m/L)	ORP Reading (mV)
MW-3	04/12/1995	56,000	8,700	1,500	2,100	6,300	---	---	---	---	---	---	---	---	---	174.61	12.96	161.65	---	---	---
MW-3	07/25/1995	---	---	---	---	---	---	---	---	---	---	---	---	---	---	174.61	14.28	160.38	0.06	---	---
MW-3	10/18/1995	---	---	---	---	---	---	---	---	---	---	---	---	---	---	174.61	15.88	158.77	0.05	---	---
MW-3	01/17/1996	---	---	---	---	---	---	---	---	---	---	---	---	---	---	174.61	13.86	160.94	0.24	---	---
MW-3	04/25/1996	---	---	---	---	---	---	---	---	---	---	---	---	---	---	174.61	13.82	160.81	0.02	---	---
MW-3	07/17/1996	---	---	---	---	---	---	---	---	---	---	---	---	---	---	174.61	16.11	158.52	0.03	---	---
MW-3	10/01/1996	46,000	7,300	530	1,700	3,900	3,200	---	---	---	---	---	---	---	---	174.61	16.56	158.05	---	---	---
MW-3 (D)	10/01/1996	47,000	7,100	530	1,700	4,000	2,900	---	---	---	---	---	---	---	---	174.61	16.56	158.05	---	---	---
MW-3	01/22/1997	82,000	5,200	1,300	2,800	8,900	1,100	---	---	---	---	---	---	---	---	174.61	13.07	161.54	---	---	---
MW-3 (D)	01/22/1997	61,000	8,400	1,100	2,300	7,000	2,700	---	---	---	---	---	---	---	---	174.61	13.07	161.54	---	---	---
MW-3	04/08/1997	---	---	---	---	---	---	---	---	---	---	---	---	---	---	174.61	17.09	157.54	0.03	---	---
MW-3	07/08/1997	56,000	8,800	580	2,000	4,900	2,800	---	---	---	---	---	---	---	---	174.61	15.85	158.76	---	---	---
MW-3	10/08/1997	48,000	8,000	590	1,700	3,400	5,100	---	---	---	---	---	---	---	---	174.61	16.22	158.39	---	---	---
MW-3	01/08/1998	47,000	9,400	810	2,300	4,700	6,300	---	---	---	---	---	---	---	---	174.61	13.80	160.81	---	---	---
MW-3 (D)	01/08/1998	48,000	8,100	750	2,000	4,100	5,800	---	---	---	---	---	---	---	---	174.61	13.80	160.81	---	---	---
MW-3	04/13/1998	32,000	6,800	540	1,400	3,400	4,000	---	---	---	---	---	---	---	---	174.61	12.97	161.64	---	---	---
MW-3 (D)	04/13/1998	36,000	7,300	660	1,600	3,700	4,000	---	---	---	---	---	---	---	---	174.61	12.97	161.64	---	---	---
MW-3	07/17/1998	71,000	11,000	590	2,200	6,900	3,900	---	---	---	---	---	---	---	---	174.61	11.51	163.10	---	---	---
MW-3 (D)	07/17/1998	76,000	12,000	700	2,600	8,000	3,000	---	---	---	---	---	---	---	---	174.61	11.51	163.10	---	---	---
MW-3	10/02/1998	66,000	8,900	510	2,000	4,900	4,600	---	---	---	---	---	---	---	---	174.61	16.50	158.11	---	---	---
MW-3 (D)	10/02/1998	59,000	9,400	460	2,000	4,900	4,700	---	---	---	---	---	---	---	---	174.61	16.50	158.11	---	---	---
MW-3	02/03/1999	36,000	6,800	300	1,600	2,900	18,000	---	---	---	---	---	---	---	---	174.61	15.21	159.40	---	1.3	---
MW-3	04/29/1999	45,000	8,100	580	2,200	5,800	4,700	5,150	---	---	---	---	---	---	---	174.61	15.43	159.18	---	1.5	-68
MW-3	07/23/1999	29,400	3,540	215	810	3,800	4,720	6,950 f	---	---	---	---	---	---	---	174.61	14.95	159.66	---	1.3	---
MW-3	11/01/1999	20,000	4,190	294	1,060	1,740	5,540	8,590	---	---	---	---	---	---	---	174.61	14.66	159.95	---	0.6	-110
MW-3	01/17/2000	17,000	3,900	89	1,100	1,200	7,900	---	---	---	---	---	---	---	---	174.61	13.94	160.67	---	1.3	-40
MW-3	04/17/2000	28,100	5,240	247	1,540	2,750	16,600	---	---	---	---	---	---	---	---	174.61	14.00	160.61	---	1.1	-86
MW-3	07/26/2000	24,300	6,680	159	1,610	1,640	17,100	---	---	---	---	---	---	---	---	174.61	13.72	160.89	---	0.9	-70
MW-3	10/12/2000	14,300	2,630	86.7	241	1,360	16,300	---	---	---	---	---	---	---	---	174.61	14.15	160.46	---	0.9	50
MW-3	01/15/2001	22,100	4,400	266	977	2,990	13,200	---	---	---	---	---	---	---	---	174.61	13.05	161.56	---	1.3	-40
MW-3	04/09/2001	33,800	7,100	147	1,700	2,660	13,000	---	---	---	---	---	---	---	---	174.61	13.59	161.02	---	0.6	-56
MW-3	07/24/2001	220,000	5,600	1,900	4,400	19,000	---	12,000	---	---	---	---	---	---	---	174.61	14.43	160.18	---	0.4	29
MW-3	10/31/2001	65,000	2,700	510	1,800	7,200	---	9,800	5,200	<20	<20	<20	---	---	<500	174.61	14.59	160.02	---	0.9	-27
MW-3	01/10/2002	66,000	2,400	490	1,700	6,600	---	5,500	---	---	---	---	---	---	---	174.61	12.65	161.96	---	1.7	-76
MW-3	04/25/2002	55,000	4,600	460	2,400	6,900	---	8,100	---	---	---	---	---	---	---	174.61	14.13	160.48	---	1.2	-96
MW-3	07/18/2002	56,000	3,300	270	1,700	5,000	---	8,400	---	---	---	---	---	---	---	174.61	15.48	159.15	0.03	0.8	-41
MW-3	10/07/2002	---	---	---	---	---	---	---	---	---	---	---	---	---	---	174.59	14.60	160.15	0.20	---	---
MW-3	01/06/2003	57,000	3,200	330	1,800	5,400	---	5,100	---	---	---	---	---	---	---	174.59	11.62	162.99	0.02	0.4	33
MW-3	04/07/2003	57,000	6,200	500	2,400	6,700	---	8,200	3,900	---	---	---	---	---	---	174.59	13.80	160.79	---	0.5	61
MW-3	07/07/2003	28,000	4,900	300	1,500	4,100	---	7,900	4,700	---	---	---	---	---	---	174.59	14.00	160.59	---	1.0	-11

TABLE 1

**GROUNDWATER DATA
FORMER SHELL SERVICE STATION
4255 MACARTHUR BOULEVARD, OAKLAND, CALIFORNIA**

Well ID	Date	TPHg (µg/L)	B (µg/L)	T (µg/L)	E (µg/L)	X (µg/L)	MTBE	MTBE	TBA (µg/L)	DIPE (µg/L)	ETBE (µg/L)	TAME (µg/L)	EDB (µg/L)	1,2-	Ethanol (µg/L)	TOC (ft MSL)	Depth to	GW	SPH	DO	ORP
							8020 (µg/L)	8260 (µg/L)						DCA (µg/L)			Water (ft TOC)	Elevation (ft MSL)	Thickness (ft)	Reading (mV)	Reading (mV)
MW-3	10/09/2003	---	---	---	---	---	---	---	---	---	---	---	---	---	---	174.59	14.44	160.21	0.08	---	---
MW-3	10/20/2003	---	---	---	---	---	---	---	---	---	---	---	---	---	---	174.59	14.68	159.97	0.07	---	---
MW-3	01/14/2004	---	---	---	---	---	---	---	---	---	---	---	---	---	---	174.59	12.47	162.14	0.02	---	---
MW-3	04/28/2004	32,000	7,300	190	2,100	4,300	---	3,700	2,500	---	---	---	---	---	---	174.59	13.66	160.93	---	0.1	-16
MW-3	07/12/2004	---	---	---	---	---	---	---	---	---	---	---	---	---	---	174.59	14.87	159.75	0.04	---	---
MW-3	10/25/2004	49,000	5,100	61	1,800	3,600	---	5,400	2,700	---	---	---	---	---	---	174.59	14.12	160.47	---	2.70	-59
MW-3	01/17/2005	57,000	8,000	190	2,000	4,000	---	4,600	3,300	---	---	---	---	---	---	174.59	10.59	164.00	---	0.2	-18
MW-3	04/06/2005	57,000	7,300	180	2,200	3,300	---	4,100	2,700	---	---	---	---	---	---	174.59	10.58	164.01	---	0.95	-77
MW-3	07/08/2005	28,000	2,900	47	1,100	2,000	---	2,800	1,900	<20	<20	<20	---	---	<200	174.59	13.46	161.13	---	0.1	-51
MW-3	10/07/2005	23,000	3,200	39	960	1,300	---	2,600	1,900	---	---	---	---	---	---	174.59	14.76	159.83	---	---	---
MW-3	01/27/2006	38,500	6,520	139	1,350	2,160	---	1,940	1,490	---	---	---	---	---	---	174.59	11.69	162.90	---	---	---
MW-3	03/16/2006	65,100	5,280	181	1,580	2,520	---	2,410	12,300	---	---	---	---	---	---	174.59	10.08	164.51	---	---	---
MW-3	04/28/2006	<1000	4,330	157	1,480	2,690	---	2,470	1,520	---	---	---	---	---	---	174.59	3.31	171.28	---	---	---
MW-3	05/15/2006	69,600	6,100	159	1,690	2,640	---	3,520	1,720	---	---	---	---	---	---	174.59	12.69	161.90	---	---	---
MW-3	06/19/2006	103,000	5,070	117	2,210	3,950	---	2,790	1,080	---	---	---	---	---	---	174.59	13.28	161.31	---	---	---
MW-3	07/28/2006	86,600	4,890	85.7	1,570	2,250	---	2,790	1,260	7.28	<0.500	<0.500	---	---	<50.0	174.59	14.72	159.87	---	---	---
MW-3	08/31/2006	45,700	4,600	204	1,740	2,680	---	2,580	1,520	---	---	---	---	---	---	174.59	14.75	159.84	---	---	---
MW-3	09/26/2006	29,000	3,900	76	1,500	2,100	---	2,700	1,500	---	---	---	---	---	---	174.59	14.97	159.62	---	---	---
MW-3	10/27/2006	41,000	3,690	65.2	1,210	1,650	---	1,760	867 d	---	---	---	---	---	---	174.59	15.00	159.59	---	---	---
MW-3	11/22/2006	30,000	3,300	51	810	1,500	---	1,900	1,300	---	---	---	---	---	---	174.59	14.26	160.33	---	---	---
MW-3	12/26/2006	31,000	2,500	56	1,100	1,500	---	2,200	2,000	---	---	---	---	---	---	174.59	12.52	162.07	---	---	---
MW-3	01/10/2007	18,000	2,600	43	750	940	---	2,100	2,100	---	---	---	---	---	---	174.59	12.81	161.78	---	---	---
MW-3	02/19/2007	27,000	3,800	110	1,200	1,500	---	2,400	3,200	---	---	---	---	---	---	174.59	11.65	162.94	---	---	---
MW-3	03/16/2007	25,000	4,000	80	1,300	1,500	---	2,100	2,400	---	---	---	---	---	---	174.59	12.20	162.39	---	---	---
MW-3	04/13/2007	30,000 g	4,400	73	1,500	1,920	---	2,800	3,900	---	---	---	---	---	---	174.59	13.37	161.22	---	---	---
MW-3	07/09/2007	25,000 g	3,800	57	1,400	1,456	---	1,900	1,500	<100	<100	<100	---	---	<5,000	174.59	14.30	160.29	---	---	---
MW-3	10/08/2007	20,000 g	3,200	35 i	1,300	1,124 i	---	1,700	1,500	---	---	---	---	---	---	174.59	15.19	159.41	0.01	---	---
MW-3	11/19/2007	Unable to access				---	---	---	---	---	---	---	---	---	---	174.59	---	---	---	---	---
MW-3	11/30/2007	---	---	---	---	---	---	---	---	---	---	---	---	---	---	174.59	14.07	160.52	---	---	---
MW-3	12/10/2007	---	---	---	---	---	---	---	---	---	---	---	---	---	---	174.59	13.78	160.81	---	---	---
MW-3	01/09/2008	33,000 g	2,800	34	910	782 i	---	1,000	1,100	---	---	---	---	---	---	174.59	11.09	163.50	---	---	---
MW-3	02/21/2008	---	---	---	---	---	---	---	---	---	---	---	---	---	---	174.59	12.22	162.37	---	---	---
MW-3	03/20/2008	---	---	---	---	---	---	---	---	---	---	---	---	---	---	174.59	13.03	161.56	---	---	---
MW-3	04/04/2008	24,000	3,300	55	1,100	844	---	1,900	1,200	---	---	---	---	---	---	174.59	13.41	161.18	---	---	---
MW-3	05/27/2008	---	---	---	---	---	---	---	---	---	---	---	---	---	---	174.59	20.49	154.11	0.01	---	---
MW-3	06/11/2008	---	---	---	---	---	---	---	---	---	---	---	---	---	---	174.59	13.95	160.65	0.01	---	---
MW-3	07/03/2008	33,000	3,800	38	1,500	1,200	---	2,600	1,800	<50	<50	<50	---	---	<2,500	174.59	10.48	164.12	0.01	---	---
MW-3	09/17/1998	---	---	---	---	---	---	---	---	---	---	---	---	---	---	174.59	14.76	159.83	0.00	---	---
MW-3	09/17/1998	---	---	---	---	---	---	---	---	---	---	---	---	---	---	174.59	14.95	159.65	0.01	---	---
MW-3	10/03/2008	26,000	3,000	29	1,200	750	---	1,700	1,400	---	---	---	---	---	---	174.59	15.32	159.28	0.01	---	---

TABLE 1

**GROUNDWATER DATA
FORMER SHELL SERVICE STATION
4255 MACARTHUR BOULEVARD, OAKLAND, CALIFORNIA**

Well ID	Date	TPHg (µg/L)	B (µg/L)	T (µg/L)	E (µg/L)	X (µg/L)	MTBE 8020 (µg/L)	MTBE 8260 (µg/L)	TBA (µg/L)	DIPE (µg/L)	ETBE (µg/L)	TAME (µg/L)	EDB (µg/L)	1,2- DCA (µg/L)	Ethanol (µg/L)	TOC (ft MSL)	Depth to Water (ft TOC)	GW Elevation (ft MSL)	SPH Thickness (ft)	DO Reading (m/L)	ORP Reading (mV)
MW-3	11/26/2008	---	---	---	---	---	---	---	---	---	---	---	---	---	---	174.59	14.54	160.05	0.00	---	---
MW-3	12/30/2008	---	---	---	---	---	---	---	---	---	---	---	---	---	---	174.59	13.04	161.55	---	---	---
MW-3	01/22/2009	27,000	2,300	29	880	610	---	1,600	1,700	---	---	---	---	---	---	174.59	13.73	160.86	---	---	---
MW-3	02/27/2009	---	---	---	---	---	---	---	---	---	---	---	---	---	---	174.59	12.88	161.71	---	---	---
MW-3	04/13/2009	27,000	3,000	51	1,200	740	---	1,400	1,500	---	---	---	---	---	---	174.59	13.01	161.58	---	---	---
MW-3	07/23/2009	26,000	3,300	41	1,600	1,200	---	2,200	1,600	<50	<50	<50	---	---	<2,500	174.59	14.59	160.00	---	---	---
MW-3	11/10/2009	---	---	---	---	---	---	---	---	---	---	---	---	---	---	174.59	13.66	160.93	---	---	---
MW-3	02/01/2010	34,000	3,200	44	1,300	1,700	---	1,000	1,100	---	---	---	---	---	---	174.59	10.65	163.94	---	---	---
MW-3	08/02/2010	16,000	1,500	12	440	460	---	910	1,200	---	---	---	---	---	---	174.59	14.09	160.50	---	---	---
MW-3	01/31/2011	21,000	2,200	32	980	980	---	1,300	1,700	---	---	---	<20	<20	---	174.59	11.89	162.70	---	---	---
MW-3	04/26/2011	---	---	---	---	---	---	---	---	---	---	---	---	---	---	174.59	12.56	162.03	0.00	---	---
MW-3	07/25/2011	23,000	1,600	24	1,200	1,000	---	840	940	<25	<25	<25	---	---	<3,800	174.59	13.53	161.06	0.00	---	---
MW-3	10/13/2011	---	---	---	---	---	---	---	---	---	---	---	---	---	---	174.59	13.02	161.57	0.00	---	---
MW-3	01/23/2012	25,000	1,500	16	640	610	---	730	660	---	---	---	---	---	---	174.59	12.30	162.29	0.00	---	---
MW-3	04/23/2012	---	---	---	---	---	---	---	---	---	---	---	---	---	---	174.59	11.43	163.16	0.00	---	---
MW-3	07/24/2012	22,000	2,100	33	870	550	---	970	1,100	<10	<10	<10	---	---	---	174.59	13.84	160.76	0.01	---	---
MW-3	11/07/2012	---	---	---	---	---	---	---	---	---	---	---	---	---	---	174.59	13.81	160.78	0.00	---	---
MW-3	01/23/2013	36,000	1,600	18	900	830	---	800	1,200	---	---	---	---	---	---	174.59	12.85	161.74	0.00	---	---
MW-3	04/01/2013	---	---	---	---	---	---	---	---	---	---	---	---	---	---	174.59	13.33	161.26	0.00	---	---
MW-3	07/10/2013	14,000	1,700	17	250	330	---	870	970	<10	<10	<10	---	---	<3,000	174.59	14.01	160.58	0.00	---	---
MW-3	10/01/2013	---	---	---	---	---	---	---	---	---	---	---	---	---	---	174.59	14.87	159.72	---	---	---
MW-3	01/16/2014	31,000	2,100	27	1,600	1,700	---	830	960	---	---	---	---	---	174.59	15.37	159.22	---	---	---	
MW-4	11/17/1994	---	---	---	---	---	---	---	---	---	---	---	---	---	---	164.06	6.62	157.44	---	---	---
MW-4	11/28/1994	2,900	200	17	76	260	---	---	---	---	---	---	---	---	---	164.06	6.11	157.95	---	---	---
MW-4	01/13/1995	1,900	130	5.6	13	40	---	---	---	---	---	---	---	---	---	164.06	6.05	158.01	---	---	---
MW-4	04/12/1995	680	150	<2.0	10	13	---	---	---	---	---	---	---	---	---	164.06	6.31	157.75	---	---	---
MW-4	07/25/1995	340	100	0.80	8.8	3.0	---	---	---	---	---	---	---	---	---	164.06	7.36	156.70	---	---	---
MW-4	10/18/1995	150	31	<0.50	3.5	0.80	---	---	---	---	---	---	---	---	---	164.06	8.54	155.52	---	---	---
MW-4	01/17/1996	290	14	<0.50	1.8	0.80	---	---	---	---	---	---	---	---	---	164.06	8.48	155.58	---	---	---
MW-4	04/25/1996	<500	65	<5.0	<5.0	<5.0	1,700	---	---	---	---	---	---	---	---	164.06	7.40	156.66	---	---	---
MW-4 (D)	04/25/1996	<500	66	<5.0	8.7	<5.0	1,500	---	---	---	---	---	---	---	---	164.06	7.40	156.66	---	---	---
MW-4	07/17/1996	<500	84	<5.0	6.5	<5.0	1,500	---	---	---	---	---	---	---	---	164.06	7.75	156.31	---	---	---
MW-4 (D)	07/17/1996	<500	54	<5.0	<5.0	<5.0	1,700	2,100	---	---	---	---	---	---	---	164.06	7.75	156.31	---	---	---
MW-4	10/01/1996	<500	1.9	<5.0	<5.0	<5.0	3,000	---	---	---	---	---	---	---	---	164.06	8.82	155.24	---	---	---
MW-4	01/22/1997	580	130	<2.5	18	5.2	1,200	---	---	---	---	---	---	---	---	164.06	7.51	156.55	---	---	---
MW-4	04/08/1997	770	200	7.0	26	55	1,500	8.0	---	---	---	---	---	---	---	164.06	7.18	156.88	---	---	---
MW-4	07/08/1997	570	78	<5.0	14	11	1,200	---	---	---	---	---	---	---	---	164.06	9.00	155.06	---	---	---
MW-4 (D)	07/08/1997	640	81	<5.0	16	19	1,600	---	---	---	---	---	---	---	---	164.06	9.00	155.06	---	---	---
MW-4	10/08/1997	<500	40	<5.0	7.4	5.4	1,400	---	---	---	---	---	---	---	---	164.06	8.97	155.09	---	---	---

TABLE 1

**GROUNDWATER DATA
FORMER SHELL SERVICE STATION
4255 MACARTHUR BOULEVARD, OAKLAND, CALIFORNIA**

Well ID	Date	TPHg (µg/L)	B (µg/L)	T (µg/L)	E (µg/L)	X (µg/L)	MTBE 8020 (µg/L)	MTBE 8260 (µg/L)	TBA (µg/L)	DIPE (µg/L)	ETBE (µg/L)	TAME (µg/L)	EDB (µg/L)	1,2- DCA (µg/L)	Ethanol (µg/L)	TOC (ft MSL)	Depth to Water (ft TOC)	GW Elevation (ft MSL)	SPH Thickness (ft)	DO Reading (m/L)	ORP Reading (mV)
MW-4 (D)	10/08/1997	<500	36	<5.0	5.9	<5.0	1,400	---	---	---	---	---	---	---	---	164.06	8.97	155.09	---	---	---
MW-4	01/08/1998	<1,000	55	<10	13	<10	2,000	---	---	---	---	---	---	---	---	164.06	7.90	156.16	---	---	---
MW-4	04/13/1998	350	110	2.4	20	26	<2.5	---	---	---	---	---	---	---	---	164.06	7.35	156.71	---	---	---
MW-4	07/17/1998	210	66	0.78	5.4	9.8	1,700	---	---	---	---	---	---	---	---	164.06	6.95	157.11	---	---	---
MW-4	10/02/1998	<50	0.69	<0.50	<0.50	<0.50	2,900	---	---	---	---	---	---	---	---	164.06	7.35	156.71	---	---	---
MW-4	02/03/1999	560	120	2.5	29	34	6,800	---	---	---	---	---	---	---	---	164.06	7.71	156.35	---	0.9	---
MW-4	04/29/1999	390	80	1.9	13	19	7,000	8,360	---	---	---	---	---	---	---	164.06	7.83	156.23	---	1.1	-125
MW-4	07/23/1999	460	93.6	8.40	25.2	28.8	3,760	6,000 f	---	---	---	---	---	---	---	164.06	11.33	152.73	---	0.9	---
MW-4	11/01/1999	77.3	0.520	<0.500	<0.500	<0.500	539	---	---	---	---	---	---	---	---	164.06	10.66	153.40	---	2.8	3
MW-4	01/17/2000	160	27	<0.50	12	6.3	12,000	---	---	---	---	---	---	---	---	164.06	10.15	153.91	---	3.9	-17
MW-4	04/17/2000	<500	26	6.38	9.35	10.4	9,070	---	---	---	---	---	---	---	---	164.06	10.10	153.96	---	1.7	-129
MW-4	07/26/2000	<500	22.7	<5.00	7.59	6.96	7,660	---	---	---	---	---	---	---	---	164.06	10.09	153.97	---	1.4	-137
MW-4	10/12/2000	172	19.8	<0.500	7.47	4.50	8,290	---	---	---	---	---	---	---	---	164.06	9.35	154.71	---	3.5	529
MW-4	01/15/2001	53.6	1.50	<0.500	2.45	1.80	9,260	---	---	---	---	---	---	---	---	164.06	8.77	155.29	---	2.3	53
MW-4	04/09/2001	<500	<5.00	<5.00	<5.00	5.52	10,300	---	---	---	---	---	---	---	---	164.06	7.75	156.31	---	1.0	-133
MW-4	07/24/2001	58	3.8	<0.50	3.2	2.9	---	1,700	---	---	---	---	---	---	---	164.06	10.07	153.99	---	0.5	106
MW-4	10/31/2001	<1,000	<10	<10	<10	<10	---	7,400	---	---	---	---	---	---	---	164.06	9.97	154.09	---	0.8	22
MW-4	01/10/2002	<2,000	<20	<20	<20	<20	---	12,000	---	---	---	---	---	---	---	164.06	8.53	155.53	---	8.9	224
MW-4	04/25/2002	<2,000	<20	<20	<20	<20	---	7,900	---	---	---	---	---	---	---	164.06	7.33	156.73	---	3.6	-84
MW-4	07/18/2002	<2,000	<20	<20	<20	<20	---	7,200	---	---	---	---	---	---	---	164.06	9.05	155.01	---	1.7	120
MW-4	10/07/2002	<1,000	<10	<10	<10	<10	---	3,300	---	---	---	---	---	---	---	164.03	9.06	154.97	---	2.5	33
MW-4	01/06/2003	<500	21	<5.0	<5.0	<5.0	---	2,500	---	---	---	---	---	---	---	164.03	7.09	156.94	---	0.5	55
MW-4	04/07/2003	<2,500	<25	<25	<25	<50	---	1,700	5,900	---	---	---	---	---	---	164.03	8.26	155.77	---	1.2	69
MW-4	07/07/2003	<2,500	<25	<25	<25	<50	---	860	6,900	---	---	---	---	---	---	164.03	8.92	155.11	---	0.5	-3
MW-4	10/09/2003	<500	<5.0	<5.0	<5.0	<10	---	420	6,700	---	---	---	---	---	---	164.03	8.91	155.12	---	0.7	171
MW-4	01/14/2004	<1,000	24	<10	<10	<20	---	500	7,200	---	---	---	---	---	---	164.03	8.34	155.69	---	1.2	140
MW-4	04/28/2004	<500	6.0	<5.0	<5.0	<10	---	310	5,200	---	---	---	---	---	---	164.03	7.55	156.48	---	0.4	69
MW-4	07/12/2004	<500	11	<5.0	7.8	<10	---	370	5,900	<20	<20	<20	---	---	<500	164.03	8.12	155.91	---	0.5	142
MW-4	10/25/2004	<500	<5.0	<5.0	5.6	<10	---	280	4,300	---	---	---	---	---	---	164.03	7.85	156.18	---	1.90	-70
MW-4	01/17/2005	<1,000	56	<10	10	<20	---	380	8,400	---	---	---	---	---	---	164.03	6.08	157.95	---	0.4	6
MW-4	04/06/2005	<1,000	52	<10	11	<20	---	450	12,000	---	---	---	---	---	---	164.03	8.10	155.93	---	0.49	11
MW-4	07/08/2005	<400	30	<4.0	6.0	<4.0	---	250	9,600	<4.0	<4.0	<4.0	---	---	<40	164.03	7.50	156.53	---	0.6	71
MW-4	07/08/2005	<400	30	<4.0	6.0	<4.0	---	250	9,600	<4.0	<4.0	<4.0	---	---	<40	164.03	7.50	156.53	---	0.6	71
MW-4	10/07/2005	<1,000	<10	<10	<10	<20	---	200	8,900	---	---	---	---	---	---	164.03	8.30	155.73	---	---	---
MW-4	01/27/2006	1,140	34.3	2.37	8.69	12.0	---	198	32,100	---	---	---	---	---	---	164.03	8.55	155.48	---	---	---
MW-4	04/28/2006	1,490	46.8	2.80	21.2	24.8	---	344	14,800	---	---	---	---	---	---	164.03	9.02	155.01	---	---	---
MW-4	07/28/2006	951	5.09	<0.500	<0.500	<0.500	---	169	4,830	1.57	<0.500	<0.500	---	---	<50.0	164.03	9.19	154.84	---	---	---
MW-4	10/27/2006	1,620	21.5	2.65	13.2	10.3	---	173	5,150	---	---	---	---	---	---	164.03	9.01	155.02	---	---	---
MW-4	01/10/2007	740	56	2.4	23	24	---	190	7,500 f	---	---	---	---	---	---	164.03	6.95	157.08	---	---	---
MW-4	04/13/2007	1,500 g	130	20	100	138	---	120	6,300	---	---	---	---	---	---	164.03	7.51	156.52	---	---	---

TABLE 1

**GROUNDWATER DATA
FORMER SHELL SERVICE STATION
4255 MACARTHUR BOULEVARD, OAKLAND, CALIFORNIA**

Well ID	Date	TPHg (µg/L)	B (µg/L)	T (µg/L)	E (µg/L)	X (µg/L)	MTBE 8020 (µg/L)	MTBE 8260 (µg/L)	TBA (µg/L)	DIPE (µg/L)	ETBE (µg/L)	TAME (µg/L)	EDB (µg/L)	1,2- DCA (µg/L)	Ethanol (µg/L)	TOC (ft MSL)	Depth to Water (ft TOC)	GW Elevation (ft MSL)	SPH Thickness (ft)	DO Reading (m/L)	ORP Reading (mV)
MW-4	07/09/2007	650 g	65	5.3 i	36	33.2 i	---	130	6,000	<20	<20	<20	---	---	<1,000	164.03	7.85	156.18	---	---	---
MW-4	10/08/2007	840 g	100	23	70	120	---	120	5,300	---	---	---	---	---	---	164.03	8.50	155.53	---	---	---
MW-4	01/09/2008	2,200 g	130	38	130	264	---	160	5,400	---	---	---	---	---	---	164.03	8.33	155.70	---	---	---
MW-4	04/04/2008	1,700	93	24	74	145	---	110	3,700	---	---	---	---	---	---	164.03	6.63	157.40	---	---	---
MW-4	07/03/2008	1,400	87	15	54	109	---	88	3,900	<20	<20	<20	---	---	<1,000	164.03	8.25	155.78	---	---	---
MW-4	10/03/2008	1,000	61	12	41	78	---	84	3,700	---	---	---	---	---	---	164.03	8.54	155.49	---	---	---
MW-4	01/22/2009	800	26	5.4	14	26	---	81	4,100	---	---	---	---	---	---	164.03	7.40	156.63	---	---	---
MW-4	04/13/2009	2,000	100	26	64	130	---	69	3,200	---	---	---	---	---	---	164.03	6.91	157.12	---	---	---
MW-4	07/23/2009	1,500	180	54	86	200	---	85	2,500	<10	<10	<10	---	---	<500	164.03	7.97	156.06	---	---	---
MW-4	02/01/2010	1,400	120	44	57	120	---	81	2,900	---	---	---	---	---	---	164.03	6.05	157.98	---	---	---
MW-4	08/02/2010	340,000	5,300	5,800	7,700	26,000	---	62	1,800	---	---	---	---	---	---	164.03	6.48	157.65	0.12	---	---
MW-4	01/31/2011	9,700	47	62	340	1,100	---	77	1,300	---	---	---	<5.0	<5.0	---	164.03	6.67	157.36	---	---	---
MW-4	04/26/2011	---	---	---	---	---	---	---	---	---	---	---	---	---	---	164.03	8.73	155.30	0.00	---	---
MW-4	07/25/2011	94,000	2,800	2,900	3,800	12,000	---	<100	<1,000	<100	<100	<100	---	---	<15,000	164.03	7.27	156.76	0.00	---	---
MW-4	10/13/2011	---	---	---	---	---	---	---	---	---	---	---	---	---	---	164.03	7.57	156.46	0.00	---	---
MW-4	01/23/2012	6,100	83	61	230	510	---	46	150	---	---	---	---	---	---	164.03	5.82	158.21	0.00	---	---
MW-4	04/23/2012	---	---	---	---	---	---	---	---	---	---	---	---	---	---	164.03	6.50	157.53	0.00	---	---
MW-4	07/24/2012	5,400	95	33	160	410	---	42	67	<2.5	<2.5	<2.5	---	---	---	164.03	7.19	156.84	0.00	---	---
MW-4	11/07/2012	---	---	---	---	---	---	---	---	---	---	---	---	---	---	164.03	6.96	157.07	0.00	---	---
MW-4	01/23/2013	31,000	110	190	950	3,400	---	33	<500	---	---	---	---	---	---	164.03	6.75	157.28	0.00	---	---
MW-4	04/01/2013	---	---	---	---	---	---	---	---	---	---	---	---	---	---	164.03	7.11	156.92	0.00	---	---
MW-4	07/10/2013	9,000	63	24	180	600	---	34	<100	<5.0	<5.0	<5.0	---	---	<1,500	164.03	7.15	156.88	0.00	---	---
MW-4	10/01/2013	---	---	---	---	---	---	---	---	---	---	---	---	---	---	164.03	8.36	155.67	---	---	---
MW-4	01/16/2014	10,000	150	100	430	1,300	---	30	<100	---	---	---	---	---	---	164.03	8.41	155.62	---	---	---
MW-5	01/04/2002	---	---	---	---	---	---	---	---	---	---	---	---	---	---	---	5.62	---	---	---	---
MW-5	01/10/2002	<50	<0.50	<0.50	<0.50	<0.50	---	110	---	---	---	---	---	---	---	164.06	5.88	158.18	---	3.3	172
MW-5	04/25/2002	<50	<0.50	<0.50	<0.50	<0.50	---	73	---	---	---	---	---	---	---	164.06	6.81	157.25	---	0.3	-44
MW-5	07/18/2002	<50	<0.50	<0.50	<0.50	<0.50	---	75	---	---	---	---	---	---	---	164.06	7.38	156.68	---	0.4	170
MW-5	10/07/2002	<50	<0.50	<0.50	<0.50	<0.50	---	41	---	---	---	---	---	---	---	164.14	6.75	157.39	---	1.5	16
MW-5	01/06/2003	<50	<0.50	<0.50	<0.50	<0.50	---	81	---	---	---	---	---	---	---	164.14	5.96	158.18	---	0.6	166
MW-5	04/07/2003	<50	<0.50	<0.50	<0.50	<1.0	---	77	28	---	---	---	---	---	---	164.14	6.51	157.63	---	0.8	174
MW-5	07/07/2003	<50	<0.50	<0.50	<0.50	<1.0	---	32	23	---	---	---	---	---	---	164.14	6.44	157.70	---	0.3	-17
MW-5	10/09/2003	<50	<0.50	<0.50	<0.50	<1.0	---	59	40	---	---	---	---	---	---	164.14	7.05	157.09	---	0.9	17
MW-5	01/14/2004	<50	<0.50	0.76	<0.50	<1.0	---	47	17	---	---	---	---	---	---	164.14	6.29	157.85	---	1.6	209
MW-5	04/28/2004	<50	<0.50	<0.50	<0.50	<1.0	---	31	11	---	---	---	---	---	---	164.14	6.84	157.30	---	0.4	136
MW-5	07/12/2004	<50	<0.50	<0.50	<0.50	<1.0	---	47	12	<2.0	<2.0	<2.0	---	---	<50	164.14	7.57	156.57	---	0.4	90
MW-5	10/25/2004	<50	<0.50	<0.50	<0.50	<1.0	---	41	13	---	---	---	---	---	---	164.14	6.50	157.64	---	1.74	-21
MW-5	01/17/2005	<50	<0.50	<0.50	<0.50	<1.0	---	41	12	---	---	---	---	---	---	164.14	5.83	158.31	---	0.1	-7
MW-5	04/06/2005	<50	<0.50	<0.50	<0.50	<1.0	---	12	<5.0	---	---	---	---	---	---	164.14	5.91	158.23	---	1.05	-62

TABLE 1

**GROUNDWATER DATA
FORMER SHELL SERVICE STATION
4255 MACARTHUR BOULEVARD, OAKLAND, CALIFORNIA**

Well ID	Date	TPHg (µg/L)	B (µg/L)	T (µg/L)	E (µg/L)	X (µg/L)	MTBE 8020 (µg/L)	MTBE 8260 (µg/L)	TBA (µg/L)	DIPE (µg/L)	ETBE (µg/L)	TAME (µg/L)	EDB (µg/L)	1,2- DCA (µg/L)	Ethanol (µg/L)	TOC (ft MSL)	Depth to Water (ft TOC)	GW Elevation (ft MSL)	SPH Thickness (ft)	DO Reading (m/L)	ORP Reading (mV)
MW-5	07/08/2005	<50	<0.50	<0.50	<0.50	<0.50	---	26	18	<0.50	<0.50	<0.50	---	---	<5.0	164.14	6.78	157.36	---	1.2	81
MW-5	10/07/2005	<50	<0.50	<0.50	<0.50	<1.0	---	28	24	---	---	---	---	---	---	164.14	7.64	156.50	---	---	---
MW-5	01/27/2006	<50.0	<0.500	<0.500	<0.500	<0.500	---	26.7	46.3	---	---	---	---	---	---	164.14	6.21	157.93	---	---	---
MW-5	04/28/2006	<50.0	<0.500	<0.500	<0.500	<0.500	---	39.1	15.0	---	---	---	---	---	---	164.14	6.05	158.09	---	---	---
MW-5	07/28/2006	103	<0.500	<0.500	<0.500	<0.500	---	35.5	<10.0	<0.500	<0.500	<0.500	---	---	<50.0	164.14	7.54	156.60	---	---	---
MW-5	10/27/2006	<50.0	<0.500	<0.500	<0.500	<0.500	---	19.7	26.0 d	---	---	---	---	---	---	164.14	7.91	156.23	---	---	---
MW-5	01/10/2007	<50	<0.50	<0.50	<0.50	<1.0	---	11	16	---	---	---	---	---	---	164.14	6.38	157.76	---	---	---
MW-5	04/13/2007	76 g,h	<0.50	<1.0	<1.0	<1.0	---	35	37	---	---	---	---	---	---	164.14	6.58	157.56	---	---	---
MW-5	07/09/2007	<50 g	<0.50	<1.0	<1.0	<1.0	---	26	34	<2.0	<2.0	<2.0	---	---	<100	164.14	7.28	156.86	---	---	---
MW-5	10/08/2007	<50 g	<0.50	<1.0	<1.0	<1.0	---	25	28	---	---	---	---	---	---	164.14	8.01	156.13	---	---	---
MW-5	01/09/2008	<50 g	0.15 i	<1.0	<1.0	<1.0	---	11	7.6 i	---	---	---	---	---	---	164.14	5.45	158.69	---	---	---
MW-5	04/04/2008	50	<0.50	<1.0	<1.0	<1.0	---	17	<10	---	---	---	---	---	---	164.14	6.61	157.53	---	---	---
MW-5	07/03/2008	<50	<0.50	<1.0	<1.0	<1.0	---	16	11	<2.0	<2.0	<2.0	---	---	<100	164.14	7.40	156.74	---	---	---
MW-5	10/03/2008	<50	<0.50	<1.0	<1.0	<1.0	---	17	14	---	---	---	---	---	---	164.14	7.90	156.24	---	---	---
MW-5	01/22/2009	<50	<0.50	<1.0	<1.0	<1.0	---	9.2	<10	---	---	---	---	---	---	164.14	6.30	157.84	---	---	---
MW-5	04/13/2009	<50	<0.50	<1.0	<1.0	<1.0	---	8.4	<10	---	---	---	---	---	---	164.14	6.42	157.72	---	---	---
MW-5	07/23/2009	<50	<0.50	<1.0	<1.0	<1.0	---	15	<10	<2.0	<2.0	<2.0	---	---	<100	164.14	7.60	156.54	---	---	---
MW-5	02/01/2010	<50	<0.50	<1.0	<1.0	<1.0	---	9.0	<10	---	---	---	---	---	---	164.14	5.80	158.34	---	---	---
MW-5	08/02/2010	<50	<0.50	<1.0	<1.0	<1.0	---	7.5	<10	---	---	---	---	---	---	164.14	7.00	157.14	---	---	---
MW-5	01/31/2011	<50	<0.50	<0.50	<0.50	<1.0	---	7.5	<10	---	---	---	<0.50	<0.50	---	164.14	5.79	158.35	---	---	---
MW-5	07/25/2011	Unable to locate	---	---	---	---	---	---	---	---	---	---	---	---	---	164.14	---	---	---	---	---
MW-5	01/23/2012	<50	<0.50	<0.50	<0.50	<1.0	---	5.7	<10	---	---	---	---	---	---	164.14	5.40	158.74	---	---	---
MW-5	07/24/2012	<50	<0.50	<0.50	<0.50	<1.0	---	9.0	<10	<0.50	<0.50	<0.50	---	---	---	164.14	6.45	157.69	---	---	---
MW-5	01/23/2013	<50	<0.50	<0.50	<0.50	<1.0	---	6.0	<10	---	---	---	---	---	---	164.14	6.32	157.82	---	---	---
MW-5	07/10/2013	<50	<0.50	<0.50	<0.50	<1.0	---	6.8	<10	<0.50	<0.50	<0.50	---	---	<150	164.14	6.68	157.46	---	---	---
MW-5	01/16/2014	<50	<0.50	<0.50	<0.50	<1.0	---	2.5	<10	---	---	---	---	---	---	164.14	7.86	156.28	---	---	---
MW-6	06/26/2006	---	---	---	---	---	---	---	---	---	---	---	---	---	---	169.89	10.25	159.64	---	---	---
MW-6	07/28/2006	19,200	1,290	41.7	141	245	---	777	8,340	3.37	<0.500	<0.500	---	---	<50.0	169.89	11.00	158.89	---	---	---
MW-6	10/27/2006	11,400	1,250	41.0	155	242	---	569	7,270	---	---	---	---	---	---	169.89	11.41	158.48	---	---	---
MW-6	01/10/2007	7,000	1,000	26	270	240	---	770	17,000	---	---	---	---	---	---	169.89	9.43	160.46	---	---	---
MW-6	04/13/2007	4,200 g	820	22	72	71	---	490	9,500	---	---	---	---	---	---	169.89	9.81	160.08	---	---	---
MW-6	07/09/2007	6,100 g	960	23	65	116	---	280	8,400	<40	<40	<40	---	---	<2,000	169.89	10.80	159.09	---	---	---
MW-6	10/08/2007	3,600 g	960	17 i	27	76 i	---	260	7,000	---	---	---	---	---	---	169.89	11.64	158.25	---	---	---
MW-6	01/09/2008	Unable to access	---	---	---	---	---	---	---	---	---	---	---	---	---	169.89	---	---	---	---	---
MW-6	01/22/2008	4,100 g	610	14 i	31	19 i	---	180	7,700	---	---	---	---	---	---	169.89	8.81	161.08	---	---	---
MW-6	04/04/2008	6,100	760	<20	20	29	---	240	6,900	---	---	---	---	---	---	169.89	10.01	159.88	---	---	---
MW-6	07/03/2008	7,100	1,100	<20	25	50	---	220	9,400	<40	<40	<40	---	---	<2,000	169.89	10.94	158.95	---	---	---
MW-6	10/03/2008	7,400	1,000	<20	<20	116	---	270	8,400	---	---	---	---	---	---	169.89	11.87	158.02	---	---	---
MW-6	01/22/2009	Unable to access	---	---	---	---	---	---	---	---	---	---	---	---	---	169.89	---	---	---	---	---

TABLE 1

**GROUNDWATER DATA
FORMER SHELL SERVICE STATION
4255 MACARTHUR BOULEVARD, OAKLAND, CALIFORNIA**

Well ID	Date	TPHg (µg/L)	B (µg/L)	T (µg/L)	E (µg/L)	X (µg/L)	MTBE 8020 (µg/L)	MTBE 8260 (µg/L)	TBA (µg/L)	DIPE (µg/L)	ETBE (µg/L)	TAME (µg/L)	EDB (µg/L)	1,2- DCA (µg/L)	Ethanol (µg/L)	TOC (ft MSL)	Depth to Water (ft TOC)	GW Elevation (ft MSL)	SPH Thickness (ft)	DO Reading (m/L)	ORP Reading (mV)
MW-6	04/13/2009	5,300	690	<20	35	47	---	210	9,000	---	---	---	---	---	---	169.89	9.70	160.19	---	---	---
MW-6	07/23/2009	6,800	1,100	<20	<20	42	---	220	7,400	<40	<40	<40	---	---	<2000	169.89	11.09	158.80	---	---	---
MW-6	02/01/2010	4,000	460	<10	<10	<10	---	88	8,400	---	---	---	---	---	---	169.89	8.05	161.84	---	---	---
MW-6	08/02/2010	7,600	860	15	18	49	---	97	6,800	---	---	---	---	---	---	169.89	10.50	159.39	---	---	---
MW-6	01/31/2011	2,800	370	11	19	26	---	170	4,800	---	---	---	<5.0	<5.0	---	169.89	8.52	161.37	---	---	---
MW-6	07/25/2011	4,600	730	13	6.5	18	---	110	5,500	<10	<10	<10	---	---	<1,500	169.89	10.08	159.81	---	---	---
MW-6	01/23/2012	2,100	300	5.3	5.1	13	---	61	3,100	---	---	---	---	---	---	169.89	8.18	161.71	---	---	---
MW-6	07/24/2012	3,400	510	8.8	5.8	14	---	110	5,100	<5.0	<5.0	<5.0	---	---	---	169.89	10.01	159.88	---	---	---
MW-6	01/23/2013	2,400	260	5.4	30	15	---	110	4,600	---	---	---	---	---	---	169.89	9.62	160.27	---	---	---
MW-6	07/10/2013	3,000	390	6.3	<5.0	12	---	110	4,300	<5.0	<5.0	<5.0	---	---	<1,500	169.89	9.94	159.95	---	---	---
MW-6	01/16/2014	3,500	500	9.3	9.0	14	---	64	3,900	---	---	---	---	---	---	169.89	11.10	158.79	---	---	---
MW-7	06/26/2006	---	---	---	---	---	---	---	---	---	---	---	---	---	---	170.87	9.59	161.28	---	---	---
MW-7	07/28/2006	5,860	72.0	6.67	25.4	165	---	3,940	1,420	<0.500	<0.500	2.89	---	---	<50.0	170.87	10.08	160.79	---	---	---
MW-7	10/27/2006	1,180	8.67	<0.500	2.48	7.52	---	1,100	184	---	---	---	---	---	---	170.87	10.13	160.74	---	---	---
MW-7	01/10/2007	1,000	12	<5.0	<5.0	<10	---	2,200 f	2,400	---	---	---	---	---	---	170.87	8.41	162.46	---	---	---
MW-7	04/13/2007	1,100 g,h	54	<20	18 i	23.5 i	---	2,500	3,800	---	---	---	---	---	---	170.87	8.25	162.62	---	---	---
MW-7	07/09/2007	1,100 g	41	<20	8.8 i	4.5 i	---	2,000	1,200	<40	<40	<40	---	---	<2,000	170.87	9.22	161.65	---	---	---
MW-7	10/08/2007	400 g	25	<20	<20	<20	---	1,500	740	---	---	---	---	---	---	170.87	9.41	161.46	---	---	---
MW-7	01/09/2008	Unable to access	---	---	---	---	---	---	---	---	---	---	---	---	---	170.87	---	---	---	---	---
MW-7	01/22/2008	160 g	32	<10	<10	<10	---	1,900	820	---	---	---	---	---	---	170.87	7.63	163.24	---	---	---
MW-7	04/04/2008	Unable to access	---	---	---	---	---	---	---	---	---	---	---	---	---	170.87	---	---	---	---	---
MW-7	07/03/2008	1,500	11	<10	<10	<10	---	1,700	680	<20	<20	<20	---	---	<1,000	170.87	8.96	161.91	---	---	---
MW-7	10/03/2008	1,000	5.6	<10	<10	<10	---	970	550	---	---	---	---	---	---	170.87	9.57	161.30	---	---	---
MW-7	01/22/2009	880	<5.0	<10	<10	18	---	550	250	---	---	---	---	---	---	170.87	8.60	162.27	---	---	---
MW-7	04/13/2009	1,400	15	<10	<10	<10	---	820	440	---	---	---	---	---	---	170.87	8.24	162.63	---	---	---
MW-7	07/23/2009	1,400	12	<10	<10	<10	---	1,300	550	<20	<20	<20	---	---	<1000	170.87	9.10	161.77	---	---	---
MW-7	02/01/2010	1,300	20	<10	<10	<10	---	1,300	920	---	---	---	---	---	---	170.87	6.81	164.06	---	---	---
MW-7	08/02/2010	780	10	<5.0	<5.0	<5.0	---	890	680	---	---	---	---	---	---	170.87	8.55	162.32	---	---	---
MW-7	01/31/2011	340	12	3.2	6.1	17	---	390	480	---	---	---	<2.5	<2.5	---	170.87	7.58	163.29	---	---	---
MW-7	07/25/2011	480 j	8.8	<2.5	3.8	5.8	---	500	480	<5.0	<5.0	<5.0	---	---	<750	170.87	8.11	162.76	---	---	---
MW-7	01/23/2012	Unable to access	---	---	---	---	---	---	---	---	---	---	---	---	---	170.87	---	---	---	---	---
MW-7	07/24/2012	610	9.2	<2.5	<2.5	6.6	---	540	600	<2.5	<2.5	<2.5	---	---	---	170.87	8.30	162.57	---	---	---
MW-7	01/23/2013	700	26	<5.0	<5.0	15	---	520	640	---	---	---	---	---	---	170.87	7.79	163.08	---	---	---
MW-7	07/10/2013	710	10	<5.0	<5.0	<10	---	550	520	<5.0	<5.0	<5.0	---	---	<1,500	170.87	8.37	162.50	---	---	---
MW-7	01/16/2014	<500	<5.0	<5.0	<5.0	<10	---	170	<100	---	---	---	---	---	---	170.87	9.13	161.74	---	---	---
MW-8	06/26/2006	---	---	---	---	---	---	---	---	---	---	---	---	---	---	174.13	4.53	169.60	---	---	---
MW-8	07/28/2006	2,300	<0.500	<0.500	<0.500	<0.500	---	1,380	<10.0	<0.500	<0.500	0.950	---	---	<50.0	174.13	4.55	169.58	---	---	---
MW-8	10/27/2006	1,570	2.79 e	<0.500	<0.500	<0.500	---	1,280 e	<10.0	---	---	---	---	---	---	174.13	4.87	169.26	---	---	---

TABLE 1

**GROUNDWATER DATA
FORMER SHELL SERVICE STATION
4255 MACARTHUR BOULEVARD, OAKLAND, CALIFORNIA**

Well ID	Date	TPHg (µg/L)	B (µg/L)	T (µg/L)	E (µg/L)	X (µg/L)	MTBE 8020 (µg/L)	MTBE 8260 (µg/L)	TBA (µg/L)	DIPE (µg/L)	ETBE (µg/L)	TAME (µg/L)	EDB (µg/L)	1,2- DCA (µg/L)	Ethanol (µg/L)	TOC (ft MSL)	Depth to Water (ft TOC)	GW Elevation (ft MSL)	SPH Thickness (ft)	DO Reading (mV)	ORP Reading (mV)
MW-8	01/10/2007	540	<2.5	<2.5	<2.5	<5.0	---	1,200 f	750	---	---	---	---	---	---	174.13	4.17	169.96	---	---	---
MW-8	04/13/2007	450 g,h	<5.0	<10	<10	<10	---	1,400	<100	---	---	---	---	---	---	174.13	4.13	170.00	---	---	---
MW-8	07/09/2007	590 g	<5.0	<10	<10	<10	---	1,000	<100	<20	<20	<20	---	---	<1,000	174.13	6.33	167.80	---	---	---
MW-8	10/08/2007	270 g,h	<5.0	<10	<10	<10	---	1,200	<100	---	---	---	---	---	---	174.13	5.63	168.50	---	---	---
MW-8	01/09/2008	200 g,h	<2.5	<5.0	<5.0	<5.0	---	370	<50	---	---	---	---	---	---	174.13	4.17	169.96	---	---	---
MW-8	04/04/2008	1,000	<5.0	<10	<10	<10	---	930	<100	---	---	---	---	---	---	174.13	4.36	169.77	---	---	---
MW-8	07/03/2008	960	<5.0	<10	<10	<10	---	1,000	<100	<20	<20	<20	---	---	<1,000	174.13	5.05	169.08	---	---	---
MW-8	10/03/2008	820	<5.0	<10	<10	<10	---	830	<100	---	---	---	---	---	---	174.13	5.54	168.59	---	---	---
MW-8	01/22/2009	1,000	<2.5	<5.0	<5.0	<5.0	---	740	<50	---	---	---	---	---	---	174.13	5.00	169.13	---	---	---
MW-8	04/13/2009	810	<2.5	<5.0	<5.0	<5.0	---	520	<50	---	---	---	---	---	---	174.13	4.51	169.62	---	---	---
MW-8	07/23/2009	840	<2.5	<5.0	<5.0	<5.0	---	830	<50	<10	<10	<10	---	---	<500	174.13	4.92	169.21	---	---	---
MW-8	02/01/2010	270	<1.0	<2.0	<2.0	<2.0	---	260	<20	---	---	---	---	---	---	174.13	3.65	170.48	---	---	---
MW-8	08/02/2010	430	<2.5	<5.0	<5.0	<5.0	---	480	<50	---	---	---	---	---	---	174.13	4.52	169.61	---	---	---
MW-8	01/31/2011	<250	<2.5	<2.5	<2.5	<5.0	---	380	300	---	---	---	<2.5	<2.5	---	174.13	4.29	169.84	---	---	---
MW-8	07/25/2011	300 j	<2.0	<2.0	<2.0	<4.0	---	350	<40	<4.0	<4.0	<4.0	---	---	<600	174.13	4.56	169.57	---	---	---
MW-8	01/23/2012	<250	<2.5	<2.5	<2.5	<5.0	---	320	98	---	---	---	---	---	---	174.13	4.49	169.64	---	---	---
MW-8	07/24/2012	350	<2.5	<2.5	<2.5	<5.0	---	330	<50	<2.5	<2.5	<2.5	---	---	---	174.13	4.85	169.28	---	---	---
MW-8	01/23/2013	290	<2.5	<2.5	<2.5	<5.0	---	270	100	---	---	---	---	---	---	174.13	4.25	169.88	---	---	---
MW-8	07/10/2013	290	<2.5	<2.5	<2.5	<5.0	---	250	<50	<2.5	<2.5	<2.5	---	---	<750	174.13	4.95	169.18	---	---	---
MW-8	01/16/2014	<250	<2.5	<2.5	<2.5	<5.0	---	230	<50	---	---	---	---	---	---	174.13	5.60	168.53	---	---	---
MW-9	06/26/2006	---	---	---	---	---	---	---	---	---	---	---	---	---	---	175.20	6.41	168.79	---	---	---
MW-9	07/28/2006	5,690	19.2	2.64	2.02	57.7	---	5,780	166	<0.500	<0.500	2.74	---	---	<50.0	175.20	6.69	168.51	---	---	---
MW-9	10/27/2006	2,710	34.2	<0.500	2.76	4.75	---	2,140	29.2 d	---	---	---	---	---	---	175.20	6.90	168.30	---	---	---
MW-9	01/10/2007	1,500	340	6.8	8.9	27	---	2,300 f	1,400	---	---	---	---	---	---	175.20	6.14	169.06	---	---	---
MW-9	04/13/2007	1,600 g,h	390	4.1 i	8.6 i	4.7 i	---	3,700	120	---	---	---	---	---	---	175.20	6.17	169.03	---	---	---
MW-9	07/09/2007	1,200 g	55	<25	<25	<25	---	2,500	<250	<50	<50	<50	---	---	<2,500	175.20	6.65	168.55	---	---	---
MW-9	10/08/2007	520 g,h	9.1 i	<25	<25	<25	---	2,500	<250	---	---	---	---	---	---	175.20	7.58	167.62	---	---	---
MW-9	01/09/2008	350 g,h	3.4 i	<10	<10	<10	---	650	<100	---	---	---	---	---	---	175.20	6.30	168.90	---	---	---
MW-9	04/04/2008	1,500	88	<10	<10	<10	---	1,200	<100	---	---	---	---	---	---	175.20	6.05	169.15	---	---	---
MW-9	07/03/2008	2,600	70	<10	<10	<10	---	2,800	<100	<20	<20	<20	---	---	<1,000	175.20	7.00	168.20	---	---	---
MW-9	10/03/2008	2,600	160	<20	<20	<20	---	2,400	<200	---	---	---	---	---	---	175.20	7.39	167.81	---	---	---
MW-9	01/22/2009	2,900	130	<20	<20	30	---	1,900	<200	---	---	---	---	---	---	175.20	7.00	168.20	---	---	---
MW-9	04/13/2009	5,200	590	24	60	89	---	1,600	230	---	---	---	---	---	---	175.20	6.47	168.73	---	---	---
MW-9	07/23/2009	6,300	830	30	150	130	---	3,200	170	<20	<20	<20	---	---	<1000	175.20	7.05	168.15	---	---	---
MW-9	02/01/2010	18,000	1,900	130	770	1,200	---	2,400	430	---	---	---	---	---	---	175.20	5.70	169.50	---	---	---
MW-9	08/02/2010	2,200	270	<10	99	36	---	1,200	280	---	---	---	---	---	---	175.20	6.50	168.70	---	---	---
MW-9	01/31/2011	1,100	120	9.5	60	63	---	1,100	1,000	---	---	---	<5.0	<5.0	---	175.20	6.21	168.99	---	---	---
MW-9	07/25/2011	1,200	210	<5.0	67	15	---	710	480	<10	<10	<10	---	---	<1,500	175.20	6.53	168.67	---	---	---
MW-9	01/23/2012	390	9.9	<1.0	4.7	5.8	---	460	370	---	---	---	---	---	---	175.20	6.49	168.71	---	---	---

TABLE 1

**GROUNDWATER DATA
FORMER SHELL SERVICE STATION
4255 MACARTHUR BOULEVARD, OAKLAND, CALIFORNIA**

Well ID	Date	TPHg (µg/L)	B (µg/L)	T (µg/L)	E (µg/L)	X (µg/L)	MTBE 8020 (µg/L)	MTBE 8260 (µg/L)	TBA (µg/L)	DIPE (µg/L)	ETBE (µg/L)	TAME (µg/L)	EDB (µg/L)	1,2- DCA (µg/L)	Ethanol (µg/L)	TOC (ft MSL)	Depth to Water (ft TOC)	GW Elevation (ft MSL)	SPH Thickness (ft)	DO Reading (m/L)	ORP Reading (mV)
MW-9	07/24/2012	970	91	<5.0	15	<10	---	660	530	<5.0	<5.0	<5.0	---	---	---	175.20	6.95	168.25	---	---	---
MW-9	01/23/2013	940	84	<5.0	20	<10	---	640	540	---	---	---	---	---	---	175.20	6.24	168.96	---	---	---
MW-9	07/10/2013	540	10	<5.0	<5.0	<10	---	360	290	<5.0	<5.0	<5.0	---	---	<1,500	175.20	7.09	168.11	---	---	---
MW-9	01/16/2014	240 k	<1.3	<1.3	<1.3	<2.5	---	250	170	---	---	---	---	---	---	175.20	7.70	167.50	---	---	---
TB-1	04/29/1999	---	---	---	---	---	---	---	---	---	---	---	---	---	---	---	6.00	---	---	3.8	-132
TB-1	11/01/1999	---	---	---	---	---	---	---	---	---	---	---	---	---	---	---	12.65	---	---	0.2	-165
TB-1	01/17/2000	---	---	---	---	---	---	---	---	---	---	---	---	---	---	---	7.72	---	---	0.8	-178
TB-1	04/17/2000	---	---	---	---	---	---	---	---	---	---	---	---	---	---	---	7.65	---	---	0.5	-152
TB-1	07/26/2000	---	---	---	---	---	---	---	---	---	---	---	---	---	---	---	5.13	---	---	1.0	-124
TB-1	10/12/2000	---	---	---	---	---	---	---	---	---	---	---	---	---	---	---	5.20	---	---	0.7	-73
TB-1	01/15/2001	---	---	---	---	---	---	---	---	---	---	---	---	---	---	---	5.09	---	---	1.2	-118
TB-1	04/09/2001	---	---	---	---	---	---	---	---	---	---	---	---	---	---	---	4.96	---	---	1.0	-72
TB-1	07/24/2001	---	---	---	---	---	---	---	---	---	---	---	---	---	---	---	6.03	---	---	1.4	31
TB-1	10/31/2001	1,000	85	<10	<10	42	---	4,100	---	---	---	---	---	---	---	---	5.89	---	---	1.8	88
TB-1	01/10/2002	5,000	410	390	65	620	---	9,000	---	---	---	---	---	---	---	---	7.47	---	---	2.0	95
TB-1	04/25/2002	5,000	780	60	49	91	---	6,000	---	---	---	---	---	---	---	---	11.71	---	---	1.7	-136
TB-1	07/18/2002	Insufficient water			---	---	---	---	---	---	---	---	---	---	---	---	13.50	---	---	---	---
TB-1	10/07/2002	4,600	480	36	98	200	---	4,000	---	---	---	---	---	---	---	---	12.95	---	---	1.6	-48
TB-1	01/06/2003	130	30	<0.50	<0.50	0.78	---	330	---	---	---	---	---	---	---	---	5.56	---	---	0.4	-20
TB-2	04/29/1999	---	---	---	---	---	---	---	---	---	---	---	---	---	---	---	4.76	---	---	4.2	-108
TB-2	11/01/1999	---	---	---	---	---	---	---	---	---	---	---	---	---	---	---	11.33	---	---	0.5	-148
TB-2	01/17/2000	---	---	---	---	---	---	---	---	---	---	---	---	---	---	---	9.79	---	---	0.7	-162
TB-2	04/17/2000	---	---	---	---	---	---	---	---	---	---	---	---	---	---	---	9.75	---	---	0.9	-121
TB-2	07/26/2000	---	---	---	---	---	---	---	---	---	---	---	---	---	---	---	4.73	---	---	0.9	-85
TB-2	10/12/2000	---	---	---	---	---	---	---	---	---	---	---	---	---	---	---	4.05	---	---	0.6	-47
TB-2	01/15/2001	---	---	---	---	---	---	---	---	---	---	---	---	---	---	---	3.87	---	---	0.7	-91
TB-2	04/09/2001	46,600	1,240	1,310	1,110	12,100	31,300	---	---	---	---	---	---	---	---	---	3.76	---	---	0.8	-24
TB-2	07/24/2001	11,000	630	<25	310	200	---	11,000	---	---	---	---	---	---	---	---	4.75	---	---	0.4	-51
TB-2	10/31/2001	7,500	530	1,500	100	500	---	2,500	---	---	---	---	---	---	---	---	4.24	---	---	0.6	-7
TB-2	01/10/2002	<5,000	480	47	34	110	---	12,000	---	---	---	---	---	---	---	---	6.26	---	---	1.3	-81
TB-2	04/25/2002	4,700	470	140	<20	80	---	7,400	---	---	---	---	---	---	---	---	11.78	---	---	0.9	-107
TB-2	07/18/2002	7,500	630	650	<25	390	---	44,000	---	---	---	---	---	---	---	---	12.34	---	---	0.9	-67
TB-2	10/07/2002	<10,000	580	<100	<100	180	---	30,000	---	---	---	---	---	---	---	---	11.62	---	---	1.0	-41
TB-2	01/06/2003	120	4.8	<0.50	<0.50	2.0	---	220	---	---	---	---	---	---	---	---	4.35	---	---	0.5	-515

Notes:

TPHg = Total petroleum hydrocarbons as gasoline analyzed by EPA Method 8260B; prior to July 24, 2001, analyzed by EPA Method 8015 unless otherwise noted.

BTEX = Benzene, toluene, ethylbenzene, and total xylenes analyzed by EPA Method 8260B; prior to July 24, 2001, analyzed by EPA Method 8020.

TABLE 1

**GROUNDWATER DATA
FORMER SHELL SERVICE STATION
4255 MACARTHUR BOULEVARD, OAKLAND, CALIFORNIA**

Well ID	Date	TPHg (µg/L)	B (µg/L)	T (µg/L)	E (µg/L)	X (µg/L)	MTBE	MTBE	TBA (µg/L)	DIPE (µg/L)	ETBE (µg/L)	TAME (µg/L)	EDB (µg/L)	1,2-	Ethanol (µg/L)	TOC (ft MSL)	Depth to	GW	SPH	DO	ORP
							8020 (µg/L)	8260 (µg/L)						DCA (µg/L)			Water (ft TOC)	Elevation (ft MSL)	Thickness (ft)	Reading (m/L)	Reading (mV)

MTBE = Methyl tertiary-butyl ether analyzed by method as noted

TBA = Tertiary-butyl alcohol analyzed by EPA Method 8260B

DIPE = Di-isopropyl ether analyzed by EPA Method 8260B

ETBE = Ethyl tertiary-butyl ether analyzed by EPA Method 8260B

TAME = Tertiary-amyl methyl ether analyzed by EPA Method 8260B

EDB = 1,2-dibromoethane analyzed by EPA Method 8260B

1,2-DCA = 1,2-dichloroethane analyzed by EPA Method 8260B

Ethanol analyzed by EPA Method 8260B.

TOC = Top of casing elevation, in feet relative to mean sea level

SPH = Separate-phase hydrocarbon

GW = Groundwater

DO = Dissolved oxygen

ORP = Oxidation reduction potential

µg/L = Micrograms per liter

ft = Feet

MSL = Mean sea level

m/L = Milligrams per liter

mV = Millivolts

<x = Not detected at reporting limit x

--- = Not analyzed or not available

(D) = Duplicate sample

a = Groundwater surface had a sheen when sampled.

b = MTBE value is estimated by laboratory

c = The concentration reported reflects individual or discrete unidentified peaks not matching a typical fuel pattern.

d = Secondary ion abundances were outside method requirements. Identification based on analytical judgment.

e = pH>2

f = Sample analyzed outside the EPA recommended holding time.

g = Analyzed by EPA Method 8015B (M).

h = The sample chromatographic pattern for TPH does not match the chromatographic pattern of the specified standard. Quantitation of the unknown hydrocarbon(s) in the sample was based upon the specified standard.

i = Analyte was detected at a concentration below the reporting limit and above the laboratory method detection limit. Reported value is estimated.

j = Hydrocarbon result partly due to individual peak(s) in quantitation range.

k = TPHg concentration is due to the presence of discrete peaks of MTBE.

When SPHs are present, groundwater elevation is adjusted using the relation: Corrected groundwater elevation = TOC - Depth to Water + (0.8 x Hydrocarbon Thickness).

Site wells surveyed March 14, 2002 by Virgil Chavez Land Surveying

Wells MW-6, MW-7, MW-8 and MW-9 surveyed July 12, 2006 by Virgil Chavez Land Surveying