



21 Technology Drive
Irvine, CA 92618

949.727.9336 PHONE
949.727.7399 FAX

www.TRCSolutions.com

RECEIVED

1:47 pm, Nov 03, 2008

Alameda County
Environmental Health

DATE: April 13, 2007

TO: ConocoPhillips Company
76 Broadway
Sacramento, CA 95818

ATTN: MR. ERIC HETRICK

SITE: 76 STATION 3135
845 66th AVENUE
OAKLAND, CALIFORNIA

RE: SEMI-ANNUAL MONITORING REPORT
OCTOBER 2006 THROUGH MARCH 2007

Dear Mr. Hetrick,

Please find enclosed our Semi-Annual Monitoring Report for 76 Station 3135, located at 845 66th Avenue, Oakland, California. If you have any questions regarding this report, please call us at (949) 727-9336.

Sincerely,

TRC

Anju Farfan
Groundwater Program Operations Manager

CC: Mr. Keith Woodburne, TRC (2 copies)

Enclosures
20-0400/3135R07.QMS


**SEMI-ANNUAL MONITORING REPORT
OCTOBER 2006 THROUGH MARCH 2007**

76 STATION 3135
845 66th Avenue
Oakland, California

Prepared For:

Mr. Eric Hetrick
CONOCOPHILLIPS COMPANY
76 Broadway
Sacramento, California 95818

By:



Senior Project Geologist, Irvine Operations
April 11, 2007



LIST OF ATTACHMENTS

| | |
|--------------------|---|
| Summary Sheet | Summary of Gauging and Sampling Activities |
| Tables | Table Key Contents of Tables Table 1: Current Fluid Levels and Selected Analytical Results Table 1a: Additional Current Analytical Results Table 2: Historic Fluid Levels and Selected Analytical Results Table 2a: Additional Historic Analytical Results |
| Figures | Figure 1: Vicinity Map Figure 2: Groundwater Elevation Contour Map Figure 3: Dissolved-Phase TPH-G (GC/MS) Concentration Map Figure 4: Dissolved-Phase Benzene Concentration Map Figure 5: Dissolved-Phase MTBE Concentration Map |
| Graphs | Groundwater Elevations vs. Time Benzene Concentrations vs. Time |
| Field Activities | General Field Procedures Field Monitoring Data Sheet – 03/20/07 Groundwater Sampling Field Notes – 03/20/07 |
| Laboratory Reports | Official Laboratory Reports Quality Control Reports Chain of Custody Records |
| Statements | Purge Water Disposal Limitations |

TABLES

TABLE KEY

STANDARD ABBREVIATIONS

| | | |
|-------|---|---|
| -- | = | not analyzed, measured, or collected |
| LPH | = | liquid-phase hydrocarbons |
| Trace | = | less than 0.01 foot of LPH in well |
| µg/l | = | micrograms per liter (approx. equivalent to parts per billion, ppb) |
| mg/l | = | milligrams per liter (approx. equivalent to parts per million, ppm) |
| ND < | = | not detected at or above laboratory detection limit |
| TOC | = | top of casing (surveyed reference elevation) |

ANALYTES

| | | |
|---------------|---|---|
| BTEX | = | benzene, toluene, ethylbenzene, and (total) xylenes |
| DIPE | = | di-isopropyl ether |
| ETBE | = | ethyl tertiary butyl ether |
| MTBE | = | methyl tertiary butyl ether |
| PCB | = | polychlorinated biphenyls |
| PCE | = | tetrachloroethene |
| TBA | = | tertiary butyl alcohol |
| TCA | = | trichloroethane |
| TCE | = | trichloroethene |
| TPH-G | = | total petroleum hydrocarbons with gasoline distinction |
| TPH-G (GC/MS) | = | total petroleum hydrocarbons with gasoline distinction utilizing EPA Method 8260B |
| TPH-D | = | total petroleum hydrocarbons with diesel distinction |
| TRPH | = | total recoverable petroleum hydrocarbons |
| TAME | = | tertiary amyl methyl ether |
| 1,1-DCA | = | 1,1-dichloroethane |
| 1,2-DCA | = | 1,2-dichloroethane (same as EDC, ethylene dichloride) |
| 1,1-DCE | = | 1,1-dichloroethene |
| 1,2-DCE | = | 1,2-dichloroethene (cis- and trans-) |

NOTES

1. Elevations are in feet above mean sea level. Depths are in feet below surveyed top-of-casing.
2. Groundwater elevations for wells with LPH are calculated as: $\text{Surface Elevation} - \text{Measured Depth to Water} + (\text{Dp} \times \text{LPH Thickness})$, where Dp is the density of the LPH, if known. A value of 0.75 is used for gasoline and when the density is not known. A value of 0.83 is used for diesel.
3. Wells with LPH are generally not sampled for laboratory analysis (see General Field Procedures).
4. Comments shown on tables are general. Additional explanations may be included in field notes and laboratory reports, both of which are included as part of this report.
5. A "J" flag indicates that a reported analytical result is an estimated concentration value between the method detection limit (MDL) and the practical quantification limit (PQL) specified by the laboratory.
6. Other laboratory flags (qualifiers) may have been reported. See the official laboratory report (attached) for a complete list of laboratory flags.
7. Concentration graphs based on tables (presented following Figures) show non-detect results prior to the Second Quarter 2000 plotted at fixed values for graphical display. Non-detect results reported since that time are plotted at reporting limits stated in the official laboratory report.
8. Groundwater vs. Time graphs may be corrected for apparent level changes due to re-survey.

REFERENCE

TRC began groundwater monitoring and sampling for 76 Station 3135 in October 2003. Historical data compiled prior to that time were provided by Gettler-Ryan Inc.

Contents of Tables 1 and 2

Site: 76 Station 3135

Current Event

| Table 1 | Well/ Date | Depth to Water | LPH Thickness | Ground- water Elevation | Change in Elevation | TPH-G (8015M) | TPH-G (GC/MS) | Benzene | Toluene | Ethyl- benzene | Total Xylenes | MTBE (8021B) | MTBE (8260B) | Comments |
|----------|---------------|-------------------|------------------|-------------------------------|---------------------------------|------------------|------------------|---------|---------|-------------------|------------------|-----------------|----------------------------------|------------------|
| Table 1a | Well/ Date | TPH-D | TBA | Ethanol (8260B) | Ethylene- dibromide (EDB) | 1,2-DCA (EDC) | DIPE | ETBE | TAME | Iron Ferrous | Nitrate | Sulfate | Pre-purge Dissolved Oxygen | Pre-purge ORP |

Historic Data

| Table 2 | Well/ Date | Depth to Water | LPH Thickness | Ground- water Elevation | Change in Elevation | TPH-G (8015M) | TPH-G (GC/MS) | Benzene | Toluene | Ethyl- benzene | Total Xylenes | MTBE (8021B) | MTBE (8260B) | Comments | |
|----------|---------------|-------------------|------------------|-------------------------------|---------------------------------|------------------|------------------|---------|---------|-------------------|------------------|-----------------|---------------------------------|----------------------------------|------------------|
| Table 2a | Well/ Date | TPH-D | TBA | Ethanol (8260B) | Ethylene- dibromide (EDB) | 1,2-DCA (EDC) | DIPE | ETBE | TAME | Iron Ferrous | Nitrate | Sulfate | Redox Potential (ORP-Lab) | Pre-purge Dissolved Oxygen | Pre-purge ORP |

Table 1
CURRENT FLUID LEVELS AND SELECTED ANALYTICAL RESULTS
March 20, 2007
76 Station 3135

| Date Sampled | TOC Elevation (feet) | Depth to Water (feet) | LPH Thickness (feet) | Ground-water Elevation (feet) | Change in Elevation (feet) | TPH-G (8015M) (µg/l) | TPH-G (GC/MS) (µg/l) | Benzene (µg/l) | Toluene (µg/l) | Ethyl-benzene (µg/l) | Total Xylenes (µg/l) | MTBE (8021B) (µg/l) | MTBE (8260B) (µg/l) | Comments |
|--------------|-------------------------|--------------------------|-------------------------|----------------------------------|-------------------------------|-------------------------|-------------------------|-------------------|-------------------|-------------------------|-------------------------|------------------------|------------------------|----------|
| MW-1 | | | | | | | | | | | | | | |
| 03/20/07 | 4.96 | 6.45 | 0.00 | -1.49 | 1.25 | -- | 300 | ND<0.50 | ND<0.50 | ND<0.50 | ND<0.50 | -- | 2.6 | |
| MW-2 | | | | | | | | | | | | | | |
| 03/20/07 | 3.56 | 5.17 | 0.00 | -1.61 | 1.22 | -- | 2100 | 2.2 | ND<0.50 | 62 | 52 | -- | 31 | |
| MW-3 | | | | | | | | | | | | | | |
| 03/20/07 | 3.12 | 5.25 | 0.00 | -2.13 | 0.57 | -- | ND<50 | ND<0.50 | ND<0.50 | ND<0.50 | ND<0.50 | -- | 3.2 | |
| MW-4 | | | | | | | | | | | | | | |
| 03/20/07 | 5.01 | 4.16 | 0.00 | 0.85 | 3.58 | -- | ND<50 | ND<0.50 | ND<0.50 | ND<0.50 | ND<0.50 | -- | ND<0.50 | |
| MW-5 | | | | | | | | | | | | | | |
| 03/20/07 | 4.31 | 5.77 | 0.00 | -1.46 | 1.19 | -- | ND<50 | ND<0.50 | ND<0.50 | ND<0.50 | ND<0.50 | -- | 0.62 | |
| MW-6 | | | | | | | | | | | | | | |
| 03/20/07 | 4.05 | 5.82 | 0.00 | -1.77 | 1.20 | -- | 2400 | 9.4 | ND<2.5 | 160 | 290 | -- | 28 | |
| MW-7 | | | | | | | | | | | | | | |
| 03/20/07 | 4.45 | 6.04 | 0.00 | -1.59 | 1.16 | -- | ND<50 | ND<0.50 | ND<0.50 | ND<0.50 | ND<0.50 | -- | ND<0.50 | |
| MW-8 | | | | | | | | | | | | | | |
| 03/20/07 | 4.43 | 6.37 | 0.00 | -1.94 | 0.86 | -- | ND<50 | ND<0.50 | ND<0.50 | ND<0.50 | ND<0.50 | -- | ND<0.50 | |
| MW-9 | | | | | | | | | | | | | | |
| 03/20/07 | 4.60 | 5.97 | 0.00 | -1.37 | 1.28 | -- | ND<50 | ND<0.50 | ND<0.50 | ND<0.50 | ND<0.50 | -- | ND<0.50 | |
| MW-10 | | | | | | | | | | | | | | |
| 03/20/07 | 2.69 | 4.88 | 0.00 | -2.19 | 1.89 | -- | ND<50 | ND<0.50 | ND<0.50 | ND<0.50 | ND<0.50 | -- | 3.7 | |
| MW-11 | | | | | | | | | | | | | | |
| 03/20/07 | 2.63 | 5.28 | 0.00 | -2.65 | 0.25 | -- | ND<50 | ND<0.50 | ND<0.50 | ND<0.50 | ND<0.50 | -- | ND<0.50 | |

Table 1 a
ADDITIONAL CURRENT ANALYTICAL RESULTS
76 Station 3135

| Date Sampled | TPH-D (µg/l) | TBA (µg/l) | Ethanol (8260B) (µg/l) | Ethylene- dibromide (EDB) (µg/l) | 1,2-DCA (EDC) (µg/l) | DIPE (µg/l) | ETBE (µg/l) | TAME (µg/l) | Iron Ferrou (µg/l) | Nitrate (mg/l) | Sulfate (mg/l) | Pre-purge Dissolved Oxygen (mg/l) | Pre-purge ORP (mV) |
|--------------------------|-----------------|---------------|------------------------------|---|----------------------------|----------------|----------------|----------------|-----------------------|-------------------|-------------------|--|--------------------------|
| MW-1 03/20/07 | -- | -- | ND<250 | -- | -- | -- | -- | -- | 4700 | ND<0.10 | 26 | 0.84 | -97 |
| MW-2 03/20/07 | -- | -- | ND<250 | -- | -- | -- | -- | -- | 64000 | ND<0.10 | 2.7 | 0.82 | -118 |
| MW-3 03/20/07 | -- | -- | ND<250 | -- | -- | -- | -- | -- | 7900 | ND<0.10 | 95 | 0.70 | -102 |
| MW-4 03/20/07 | -- | -- | ND<250 | -- | -- | -- | -- | -- | 540 | 7.3 | 40 | 5.69 | -59 |
| MW-5 03/20/07 | -- | -- | ND<250 | -- | -- | -- | -- | -- | 4800 | 0.71 | 54 | 4.55 | -57 |
| MW-6 03/20/07 | -- | -- | ND<1200 | -- | -- | -- | -- | -- | 6700 | ND<0.10 | 38 | 0.87 | -94 |
| MW-7 03/20/07 | -- | -- | ND<250 | -- | -- | -- | -- | -- | 3900 | ND<0.10 | 25 | 3.39 | -71 |
| MW-8 03/20/07 | -- | -- | ND<250 | -- | -- | -- | -- | -- | ND<100 | ND<0.10 | 45 | 6.37 | 5 |
| MW-9 03/20/07 | -- | -- | ND<250 | -- | -- | -- | -- | -- | 320 | 7.0 | 26 | 1.40 | 1 |
| MW-10 03/20/07 | -- | -- | ND<250 | -- | -- | -- | -- | -- | 990 | ND<0.10 | 36 | 6.90 | 30 |
| MW-11 03/20/07 | 66 | ND<10 | ND<250 | ND<0.50 | ND<0.50 | ND<0.50 | ND<0.50 | ND<0.50 | -- | -- | -- | 1.03 | -27 |

Table 2
HISTORIC FLUID LEVELS AND SELECTED ANALYTICAL RESULTS
May 1990 Through March 2007
76 Station 3135

| Date Sampled | TOC Elevation | Depth to Water | LPH Thickness | Ground-water Elevation | Change in Elevation | TPH-G (8015M) | TPH-G (GC/MS) | Benzene | Toluene | Ethyl-benzene | Total Xylenes | MTBE (8021B) | MTBE (8260B) | Comments |
|--------------|---------------|----------------|---------------|------------------------|---------------------|---------------|---------------|---------|---------|---------------|---------------|--------------|--------------|--------------|
| (feet) | (feet) | (feet) | (feet) | (feet) | (feet) | (µg/l) | (µg/l) | (µg/l) | (µg/l) | (µg/l) | (µg/l) | (µg/l) | (µg/l) | |
| MW-1 | | | | | | | | | | | | | | |
| 05/11/90 | -- | -- | 0.00 | -- | -- | 22000 | -- | 590 | 42 | 1200 | 3600 | -- | -- | |
| 08/28/90 | -- | -- | 0.00 | -- | -- | 1700 | -- | 140 | 1.4 | 180 | 150 | -- | -- | |
| 11/26/90 | -- | -- | 0.00 | -- | -- | 2900 | -- | 160 | 2.3 | 330 | 320 | -- | -- | |
| 02/21/91 | -- | -- | 0.00 | -- | -- | 26000 | -- | 280 | 39 | 1200 | 1900 | -- | -- | |
| 08/05/91 | -- | -- | 0.00 | -- | -- | 1200 | -- | 95 | 6.2 | 230 | 80 | -- | -- | |
| 11/05/91 | -- | -- | 0.00 | -- | -- | 4900 | -- | 80 | ND | 150 | 160 | -- | -- | |
| 02/07/92 | -- | -- | 0.00 | -- | -- | 220 | -- | 2.1 | ND | 10 | 16 | -- | -- | |
| 05/05/92 | -- | -- | 0.00 | -- | -- | 310 | -- | 5.7 | ND | 7.1 | 15 | -- | -- | |
| 08/03/92 | -- | -- | 0.00 | -- | -- | 980 | -- | 22 | 0.69 | 77 | 82 | -- | -- | |
| 11/03/92 | -- | -- | 0.00 | -- | -- | 1100 | -- | 28 | ND | 80 | 78 | -- | -- | |
| 02/03/93 | -- | -- | 0.00 | -- | -- | 94 | -- | ND | ND | 1.4 | 1.6 | -- | -- | |
| 03/01/93 | 5.18 | 7.30 | 0.00 | -2.12 | -- | -- | -- | -- | -- | -- | -- | -- | -- | |
| 04/01/93 | 5.18 | 7.12 | 0.00 | -1.94 | 0.18 | -- | -- | -- | -- | -- | -- | -- | -- | |
| 05/17/93 | 5.18 | 8.25 | 0.00 | -3.07 | -1.13 | 960 | -- | 39 | ND | 57 | 60 | -- | -- | |
| 06/15/93 | 5.18 | -- | -- | -- | -- | -- | -- | -- | -- | -- | -- | -- | -- | Inaccessible |
| 07/14/93 | 5.18 | 9.48 | 0.00 | -4.30 | -- | -- | -- | -- | -- | -- | -- | -- | -- | |
| 08/13/93 | 5.18 | 10.00 | 0.00 | -4.82 | -0.52 | 860 | -- | 3.5 | ND | 17 | 20 | -- | -- | |
| 09/13/93 | 5.18 | 10.40 | 0.00 | -5.22 | -0.40 | -- | -- | -- | -- | -- | -- | -- | -- | |
| 10/14/93 | 5.18 | 10.73 | 0.00 | -5.55 | -0.33 | -- | -- | -- | -- | -- | -- | -- | -- | |
| 11/11/93 | 4.99 | 10.80 | 0.00 | -5.81 | -0.26 | 930 | -- | 7.3 | ND | 25 | 19 | -- | -- | |
| 12/14/93 | 4.99 | 9.50 | 0.00 | -4.51 | 1.30 | -- | -- | -- | -- | -- | -- | -- | -- | |
| 01/10/94 | 4.99 | 9.80 | 0.00 | -4.81 | -0.30 | -- | -- | -- | -- | -- | -- | -- | -- | |
| 02/10/94 | 4.99 | 8.58 | 0.00 | -3.59 | 1.22 | 170 | -- | 0.9 | 2.3 | ND | ND | -- | -- | |

Table 2
HISTORIC FLUID LEVELS AND SELECTED ANALYTICAL RESULTS
May 1990 Through March 2007
76 Station 3135

| Date Sampled | TOC Elevation (feet) | Depth to Water (feet) | LPH Thickness (feet) | Ground-water Elevation (feet) | Change in Elevation (feet) | TPH-G (8015M) (µg/l) | TPH-G (GC/MS) (µg/l) | Benzene (µg/l) | Toluene (µg/l) | Ethyl-benzene (µg/l) | Total Xylenes (µg/l) | MTBE (8021B) (µg/l) | MTBE (8260B) (µg/l) | Comments |
|-----------------------|-------------------------|--------------------------|-------------------------|----------------------------------|-------------------------------|-------------------------|-------------------------|-------------------|-------------------|-------------------------|-------------------------|------------------------|------------------------|----------|
| MW-1 continued | | | | | | | | | | | | | | |
| 03/14/94 | 4.99 | 7.73 | 0.00 | -2.74 | 0.85 | -- | -- | -- | -- | -- | -- | -- | -- | |
| 04/23/94 | 4.99 | 8.28 | 0.00 | -3.29 | -0.55 | -- | -- | -- | -- | -- | -- | -- | -- | |
| 05/05/94 | 4.99 | 8.11 | 0.00 | -3.12 | 0.17 | 96 | -- | ND | ND | ND | ND | -- | -- | |
| 06/07/94 | 4.99 | 8.09 | 0.00 | -3.10 | 0.02 | -- | -- | -- | -- | -- | -- | -- | -- | |
| 07/05/94 | 4.99 | 8.43 | 0.00 | -3.44 | -0.34 | -- | -- | -- | -- | -- | -- | -- | -- | |
| 08/02/94 | 4.99 | 8.76 | 0.00 | -3.77 | -0.33 | 700 | -- | 13 | 0.62 | 2 | 3.6 | -- | -- | |
| 11/07/94 | 4.99 | 8.26 | 0.00 | -3.27 | 0.50 | 890 | -- | 16 | ND | 31 | 21 | -- | -- | |
| 12/03/94 | 4.99 | 6.59 | 0.00 | -1.60 | 1.67 | -- | -- | -- | -- | -- | -- | -- | -- | |
| 01/10/95 | 4.99 | 6.12 | 0.00 | -1.13 | 0.47 | -- | -- | -- | -- | -- | -- | -- | -- | |
| 02/01/95 | 4.99 | 6.04 | 0.00 | -1.05 | 0.08 | 120 | -- | 1.7 | ND | ND | ND | -- | -- | |
| 03/03/95 | 4.99 | 6.73 | 0.00 | -1.74 | -0.69 | -- | -- | -- | -- | -- | -- | -- | -- | |
| 05/02/95 | 4.99 | 6.57 | 0.00 | -1.58 | 0.16 | 460 | -- | 14 | ND | 14 | 13 | -- | -- | |
| 08/01/95 | 4.99 | 7.70 | 0.00 | -2.71 | -1.13 | 190 | -- | 4 | ND | 3.7 | 2.4 | -- | -- | |
| 11/01/95 | 4.99 | 9.08 | 0.00 | -4.09 | -1.38 | 160 | -- | 2.5 | ND | 0.82 | 0.57 | 280 | -- | |
| 02/01/96 | 4.99 | 6.22 | 0.00 | -1.23 | 2.86 | 240 | -- | 8.7 | 2 | ND | 0.66 | 250 | -- | |
| 02/04/97 | 4.99 | 8.48 | 0.00 | -3.49 | -2.26 | 120 | -- | 0.58 | ND | ND | ND | 150 | -- | |
| 02/05/98 | 4.99 | 5.50 | 0.00 | -0.51 | 2.98 | 130 | -- | 1.3 | ND | 2.7 | 11 | 220 | -- | |
| 02/04/99 | 4.99 | 6.58 | 0.00 | -1.59 | -1.08 | 1600 | -- | 74 | 16 | ND | ND | 680 | 850 | |
| 02/12/99 | -- | -- | -- | -- | -- | -- | -- | -- | -- | -- | -- | -- | -- | |
| 02/02/00 | 4.99 | 6.69 | 0.00 | -1.70 | -- | 174 | -- | 5.70 | 1.41 | ND | ND | 839 | 787 | |
| 03/05/01 | 4.99 | 6.58 | 0.00 | -1.59 | 0.11 | 510 | -- | 12.7 | 0.875 | 2.57 | ND | 572 | 585 | |
| 08/10/01 | 4.99 | 7.31 | 0.00 | -2.32 | -0.73 | -- | -- | -- | -- | -- | -- | -- | -- | |
| 02/22/02 | 4.96 | 6.25 | 0.00 | -1.29 | 1.03 | 910 | -- | 2 | ND<1.0 | 2.3 | ND<1.0 | 410 | 500 | |
| 03/10/03 | 4.96 | 6.89 | 0.00 | -1.93 | -0.64 | -- | ND<500 | ND<5.0 | ND<5.0 | ND<5.0 | ND<10 | -- | 480 | |

Table 2
HISTORIC FLUID LEVELS AND SELECTED ANALYTICAL RESULTS
May 1990 Through March 2007
76 Station 3135

| Date Sampled | TOC Elevation (feet) | Depth to Water (feet) | LPH Thickness (feet) | Ground-water Elevation (feet) | Change in Elevation (feet) | TPH-G (8015M) (µg/l) | TPH-G (GC/MS) (µg/l) | Benzene (µg/l) | Toluene (µg/l) | Ethyl-benzene (µg/l) | Total Xylenes (µg/l) | MTBE (8021B) (µg/l) | MTBE (8260B) (µg/l) | Comments |
|-----------------------|-------------------------|--------------------------|-------------------------|----------------------------------|-------------------------------|-------------------------|-------------------------|-------------------|-------------------|-------------------------|-------------------------|------------------------|------------------------|----------|
| MW-1 continued | | | | | | | | | | | | | | |
| 02/05/04 | 4.96 | 6.40 | 0.00 | -1.44 | 0.49 | -- | 600 | ND<0.50 | ND<0.50 | ND<0.50 | 2.7 | -- | 36 | |
| 08/26/04 | 4.96 | 7.60 | 0.00 | -2.64 | -1.20 | -- | 290 | ND<0.5 | ND<0.5 | ND<0.5 | ND<1 | -- | 4.6 | |
| 02/14/05 | 4.96 | 6.53 | 0.00 | -1.57 | 1.07 | -- | 230 | ND<0.50 | ND<0.50 | ND<0.50 | ND<1.0 | -- | 26 | |
| 09/27/05 | 4.96 | 7.93 | 0.00 | -2.97 | -1.40 | -- | 190 | ND<0.50 | ND<0.50 | ND<0.50 | ND<1.0 | -- | 1.2 | |
| 03/27/06 | 4.96 | 5.41 | 0.00 | -0.45 | 2.52 | -- | 460 | ND<0.50 | ND<0.50 | 0.91 | ND<1.0 | -- | 4.7 | |
| 09/20/06 | 4.96 | 7.70 | 0.00 | -2.74 | -2.29 | -- | 220 | ND<0.50 | ND<0.50 | ND<0.50 | ND<0.50 | -- | 1.8 | |
| 03/20/07 | 4.96 | 6.45 | 0.00 | -1.49 | 1.25 | -- | 300 | ND<0.50 | ND<0.50 | ND<0.50 | ND<0.50 | -- | 2.6 | |
| MW-2 | | | | | | | | | | | | | | |
| 05/11/90 | -- | -- | 0.00 | -- | -- | 65000 | -- | 3300 | 3300 | 4100 | 12000 | -- | -- | |
| 08/28/90 | -- | -- | 0.00 | -- | -- | 27000 | -- | 2600 | 1300 | 1900 | 3000 | -- | -- | |
| 11/26/90 | -- | -- | 0.00 | -- | -- | 15000 | -- | 1600 | 450 | 1100 | 2100 | -- | -- | |
| 02/21/91 | -- | -- | 0.00 | -- | -- | 3400 | -- | 160 | 61 | 200 | 490 | -- | -- | |
| 08/05/91 | -- | -- | 0.00 | -- | -- | 33000 | -- | 2900 | 190 | 3400 | 7900 | -- | -- | |
| 11/05/91 | -- | -- | 0.00 | -- | -- | 110000 | -- | 4200 | 200 | 3400 | 8600 | -- | -- | |
| 02/07/92 | -- | -- | 0.00 | -- | -- | 11000 | -- | 1400 | 30 | 1900 | 1400 | -- | -- | |
| 05/05/92 | -- | -- | 0.00 | -- | -- | 26000 | -- | 2300 | 110 | 2700 | 6900 | -- | -- | |
| 08/03/92 | -- | -- | 0.00 | -- | -- | 37000 | -- | 4500 | 480 | 3300 | 9700 | -- | -- | |
| 11/03/92 | -- | -- | 0.00 | -- | -- | 40000 | -- | 5600 | 130 | 3000 | 6100 | -- | -- | |
| 02/03/93 | -- | -- | 0.00 | -- | -- | 9300 | -- | 780 | 68 | 830 | 1200 | -- | -- | |
| 03/01/93 | 3.83 | 5.92 | 0.00 | -2.09 | -- | -- | -- | -- | -- | -- | -- | -- | -- | |
| 04/01/93 | 3.83 | 5.76 | 0.00 | -1.93 | 0.16 | -- | -- | -- | -- | -- | -- | -- | -- | |
| 05/17/93 | 3.83 | 7.08 | 0.00 | -3.25 | -1.32 | 46000 | -- | 4400 | 510 | 2900 | 9900 | -- | -- | |
| 06/15/93 | 3.83 | 7.02 | 0.00 | -3.19 | 0.06 | -- | -- | -- | -- | -- | -- | -- | -- | |
| 07/14/93 | 3.83 | 8.13 | 0.00 | -4.30 | -1.11 | -- | -- | -- | -- | -- | -- | -- | -- | |

Table 2
HISTORIC FLUID LEVELS AND SELECTED ANALYTICAL RESULTS
May 1990 Through March 2007
76 Station 3135

| Date Sampled | TOC Elevation (feet) | Depth to Water (feet) | LPH Thickness (feet) | Ground-water Elevation (feet) | Change in Elevation (feet) | TPH-G (8015M) (µg/l) | TPH-G (GC/MS) (µg/l) | Benzene (µg/l) | Toluene (µg/l) | Ethyl-benzene (µg/l) | Total Xylenes (µg/l) | MTBE (8021B) (µg/l) | MTBE (8260B) (µg/l) | Comments |
|-----------------------|-------------------------|--------------------------|-------------------------|----------------------------------|-------------------------------|-------------------------|-------------------------|-------------------|-------------------|-------------------------|-------------------------|------------------------|------------------------|----------|
| MW-2 continued | | | | | | | | | | | | | | |
| 08/13/93 | 3.83 | 8.64 | 0.00 | -4.81 | -0.51 | 44000 | -- | 5100 | 600 | 2900 | 8500 | -- | -- | |
| 09/13/93 | 3.83 | 9.00 | 0.00 | -5.17 | -0.36 | -- | -- | -- | -- | -- | -- | -- | -- | |
| 10/14/93 | 3.83 | 9.03 | 0.00 | -5.20 | -0.03 | -- | -- | -- | -- | -- | -- | -- | -- | |
| 11/11/93 | 3.57 | 9.22 | 0.00 | -5.65 | -0.45 | 36000 | -- | 4800 | 970 | 3000 | 8100 | -- | -- | |
| 12/14/93 | 3.57 | 8.05 | 0.00 | -4.48 | 1.17 | -- | -- | -- | -- | -- | -- | -- | -- | |
| 01/10/94 | 3.57 | 8.29 | 0.00 | -4.72 | -0.24 | -- | -- | -- | -- | -- | -- | -- | -- | |
| 02/10/94 | 3.57 | 6.93 | 0.00 | -3.36 | 1.36 | 12000 | -- | 1000 | 17 | 880 | 940 | -- | -- | |
| 03/14/94 | 3.57 | 6.41 | 0.00 | -2.84 | 0.52 | -- | -- | -- | -- | -- | -- | -- | -- | |
| 04/23/94 | 3.57 | 6.66 | 0.00 | -3.09 | -0.25 | -- | -- | -- | -- | -- | -- | -- | -- | |
| 05/05/94 | 3.57 | 6.38 | 0.00 | -2.81 | 0.28 | 36000 | -- | 3200 | 670 | 2700 | 9600 | -- | -- | |
| 06/07/94 | 3.57 | 6.33 | 0.00 | -2.76 | 0.05 | -- | -- | -- | -- | -- | -- | -- | -- | |
| 07/05/94 | 3.57 | 6.52 | 0.00 | -2.95 | -0.19 | -- | -- | -- | -- | -- | -- | -- | -- | |
| 08/02/94 | 3.57 | 6.75 | 0.00 | -3.18 | -0.23 | 32000 | -- | 2400 | 2200 | 2900 | 12000 | -- | -- | |
| 11/07/94 | 3.57 | 6.04 | 0.00 | -2.47 | 0.71 | 49000 | -- | 1700 | 2000 | 3000 | 10000 | -- | -- | |
| 12/03/94 | 3.57 | 4.95 | 0.00 | -1.38 | 1.09 | -- | -- | -- | -- | -- | -- | -- | -- | |
| 01/10/95 | 3.57 | 4.59 | 0.00 | -1.02 | 0.36 | -- | -- | -- | -- | -- | -- | -- | -- | |
| 02/01/95 | 3.57 | 4.54 | 0.00 | -0.97 | 0.05 | 9300 | -- | 300 | 210 | 630 | 2600 | -- | -- | |
| 03/03/95 | 3.57 | 5.17 | 0.00 | -1.60 | -0.63 | -- | -- | -- | -- | -- | -- | -- | -- | |
| 05/02/95 | 3.57 | 5.03 | 0.00 | -1.46 | 0.14 | 5600 | -- | 150 | ND | 150 | 180 | -- | -- | |
| 08/01/95 | 3.57 | 6.16 | 0.00 | -2.59 | -1.13 | 13000 | -- | 700 | 140 | 1400 | 5500 | -- | -- | |
| 11/01/95 | 3.57 | 7.30 | 0.00 | -3.73 | -1.14 | 18000 | -- | 490 | 110 | 1300 | 4600 | 190 | -- | |
| 02/01/96 | 3.57 | 4.57 | 0.00 | -1.00 | 2.73 | 22000 | -- | 470 | 77 | 1400 | 5900 | ND | -- | |
| 02/04/97 | 3.57 | 7.10 | 0.00 | -3.53 | -2.53 | 100 | -- | ND | 0.89 | ND | ND | 81 | -- | |
| 02/05/98 | 3.57 | 4.12 | 0.00 | -0.55 | 2.98 | 330 | -- | 2.6 | 2.6 | 17 | 58 | 5.5 | -- | |

Table 2
HISTORIC FLUID LEVELS AND SELECTED ANALYTICAL RESULTS
May 1990 Through March 2007
76 Station 3135

| Date Sampled | TOC Elevation (feet) | Depth to Water (feet) | LPH Thickness (feet) | Ground-water Elevation (feet) | Change in Elevation (feet) | TPH-G (8015M) (µg/l) | TPH-G (GC/MS) (µg/l) | Benzene (µg/l) | Toluene (µg/l) | Ethyl-benzene (µg/l) | Total Xylenes (µg/l) | MTBE (8021B) (µg/l) | MTBE (8260B) (µg/l) | Comments |
|-----------------------|-------------------------|--------------------------|-------------------------|----------------------------------|-------------------------------|-------------------------|-------------------------|-------------------|-------------------|-------------------------|-------------------------|------------------------|------------------------|----------|
| MW-2 continued | | | | | | | | | | | | | | |
| 08/28/98 | 3.57 | 6.26 | 0.00 | -2.69 | -2.14 | -- | -- | -- | -- | -- | -- | -- | -- | -- |
| 02/04/99 | 3.57 | 5.01 | 0.00 | -1.44 | 1.25 | ND | -- | ND | 0.54 | 0.6 | 1.5 | 19 | 16 | |
| 02/12/99 | -- | -- | -- | -- | -- | -- | -- | -- | -- | -- | -- | -- | -- | |
| 02/02/00 | 3.57 | 5.35 | 0.00 | -1.78 | -- | ND | -- | ND | ND | ND | ND | 163 | 150 | |
| 03/05/01 | 3.57 | 5.26 | 0.00 | -1.69 | 0.09 | 658 | -- | 5.53 | ND | 70 | 152 | 108 | -- | |
| 08/10/01 | 3.57 | 6.03 | 0.00 | -2.46 | -0.77 | -- | -- | -- | -- | -- | -- | -- | -- | |
| 02/22/02 | 3.56 | 4.81 | 0.00 | -1.25 | 1.21 | ND<50 | -- | ND<0.50 | ND<0.50 | ND<0.50 | ND<0.50 | 16 | 18 | |
| 03/10/03 | 3.56 | 6.72 | 0.00 | -3.16 | -1.91 | -- | 430 | 2.8 | ND<0.50 | 48 | 76 | -- | 68 | |
| 02/05/04 | 3.56 | 4.65 | 0.00 | -1.09 | 2.07 | -- | ND<50 | ND<0.50 | ND<0.50 | ND<0.50 | ND<1.0 | -- | 10 | |
| 08/26/04 | 3.56 | 5.86 | 0.00 | -2.30 | -1.21 | -- | 210 | ND<0.5 | ND<0.5 | 0.62 | 1.1 | -- | 1.7 | |
| 02/14/05 | 3.56 | 5.39 | 0.00 | -1.83 | 0.47 | -- | 290 | ND<0.50 | ND<0.50 | 1.8 | 1.9 | -- | 5.7 | |
| 09/27/05 | 3.56 | 6.53 | 0.00 | -2.97 | -1.14 | -- | 580 | 0.91 | ND<0.50 | 16 | 21 | -- | 45 | |
| 03/27/06 | 3.56 | 5.25 | 0.00 | -1.69 | 1.28 | -- | 1800 | 4.3 | ND<0.50 | 81 | 84 | -- | 32 | |
| 09/20/06 | 3.56 | 6.39 | 0.00 | -2.83 | -1.14 | -- | 520 | ND<0.50 | ND<0.50 | 2.8 | 1.9 | -- | 32 | |
| 03/20/07 | 3.56 | 5.17 | 0.00 | -1.61 | 1.22 | -- | 2100 | 2.2 | ND<0.50 | 62 | 52 | -- | 31 | |
| MW-3 | | | | | | | | | | | | | | |
| 05/11/90 | -- | -- | 0.00 | -- | -- | ND | -- | ND | ND | ND | ND | -- | -- | |
| 08/28/90 | -- | -- | 0.00 | -- | -- | ND | -- | ND | ND | ND | 0.7 | -- | -- | |
| 11/26/90 | -- | -- | 0.00 | -- | -- | ND | -- | ND | ND | ND | ND | -- | -- | |
| 02/21/91 | -- | -- | 0.00 | -- | -- | ND | -- | ND | ND | ND | 0.64 | -- | -- | |
| 08/05/91 | -- | -- | 0.00 | -- | -- | ND | -- | ND | ND | ND | ND | -- | -- | |
| 11/05/91 | -- | -- | 0.00 | -- | -- | 31 | -- | ND | ND | ND | 0.65 | -- | -- | |
| 02/07/92 | -- | -- | 0.00 | -- | -- | ND | -- | ND | ND | ND | ND | -- | -- | |
| 05/05/92 | -- | -- | 0.00 | -- | -- | ND | -- | ND | ND | 0.43 | 1.8 | -- | -- | |

Table 2
HISTORIC FLUID LEVELS AND SELECTED ANALYTICAL RESULTS
May 1990 Through March 2007
76 Station 3135

| Date Sampled | TOC Elevation (feet) | Depth to Water (feet) | LPH Thickness (feet) | Ground-water Elevation (feet) | Change in Elevation (feet) | TPH-G (8015M) (µg/l) | TPH-G (GC/MS) (µg/l) | Benzene (µg/l) | Toluene (µg/l) | Ethyl-benzene (µg/l) | Total Xylenes (µg/l) | MTBE (8021B) (µg/l) | MTBE (8260B) (µg/l) | Comments |
|-----------------------|-------------------------|--------------------------|-------------------------|----------------------------------|-------------------------------|-------------------------|-------------------------|-------------------|-------------------|-------------------------|-------------------------|------------------------|------------------------|----------|
| MW-3 continued | | | | | | | | | | | | | | |
| 08/03/92 | -- | -- | 0.00 | -- | -- | ND | -- | ND | ND | ND | ND | -- | -- | |
| 11/03/92 | -- | -- | 0.00 | -- | -- | ND | -- | ND | ND | ND | ND | -- | -- | |
| 02/03/93 | -- | -- | 0.00 | -- | -- | ND | -- | ND | ND | ND | ND | -- | -- | |
| 03/01/93 | 3.30 | 4.84 | 0.00 | -1.54 | -- | -- | -- | -- | -- | -- | -- | -- | -- | |
| 04/01/93 | 3.30 | 4.60 | 0.00 | -1.30 | 0.24 | -- | -- | -- | -- | -- | -- | -- | -- | |
| 05/17/93 | 3.30 | 5.47 | 0.00 | -2.17 | -0.87 | ND | -- | ND | ND | ND | ND | -- | -- | |
| 06/15/93 | 3.30 | 5.57 | 0.00 | -2.27 | -0.10 | -- | -- | -- | -- | -- | -- | -- | -- | |
| 07/14/93 | 3.30 | 6.92 | 0.00 | -3.62 | -1.35 | -- | -- | -- | -- | -- | -- | -- | -- | |
| 08/13/93 | 3.30 | 7.85 | 0.00 | -4.55 | -0.93 | ND | -- | ND | ND | ND | ND | -- | -- | |
| 09/13/93 | 3.30 | 8.42 | 0.00 | -5.12 | -0.57 | -- | -- | -- | -- | -- | -- | -- | -- | |
| 10/14/93 | 3.30 | 8.90 | 0.00 | -5.60 | -0.48 | -- | -- | -- | -- | -- | -- | -- | -- | |
| 11/11/93 | 3.12 | 8.92 | 0.00 | -5.80 | -0.20 | ND | -- | ND | ND | ND | ND | -- | -- | |
| 12/14/93 | 3.12 | 7.36 | 0.00 | -4.24 | 1.56 | -- | -- | -- | -- | -- | -- | -- | -- | |
| 01/10/94 | 3.12 | 7.54 | 0.00 | -4.42 | -0.18 | -- | -- | -- | -- | -- | -- | -- | -- | |
| 02/10/94 | 3.12 | 6.23 | 0.00 | -3.11 | 1.31 | ND | -- | ND | ND | ND | 0.84 | -- | -- | |
| 03/14/94 | 3.12 | 5.56 | 0.00 | -2.44 | 0.67 | -- | -- | -- | -- | -- | -- | -- | -- | |
| 04/23/94 | 3.12 | 7.72 | 0.00 | -4.60 | -2.16 | -- | -- | -- | -- | -- | -- | -- | -- | |
| 05/05/94 | 3.12 | 5.50 | 0.00 | -2.38 | 2.22 | 62 | -- | ND | ND | ND | ND | -- | -- | |
| 06/07/94 | 3.12 | 5.35 | 0.00 | -2.23 | 0.15 | -- | -- | -- | -- | -- | -- | -- | -- | |
| 07/02/94 | 3.12 | 5.46 | 0.00 | -2.34 | -0.11 | -- | -- | -- | -- | -- | -- | -- | -- | |
| 08/02/94 | 3.12 | 5.84 | 0.00 | -2.72 | -0.38 | 150 | -- | ND | ND | ND | ND | -- | -- | |
| 11/07/94 | 3.12 | 6.05 | 0.00 | -2.93 | -0.21 | 94 | -- | ND | ND | ND | ND | -- | -- | |
| 12/03/94 | 3.12 | 4.51 | 0.00 | -1.39 | 1.54 | -- | -- | -- | -- | -- | -- | -- | -- | |
| 01/10/95 | 3.12 | 3.82 | 0.00 | -0.70 | 0.69 | -- | -- | -- | -- | -- | -- | -- | -- | |

Table 2
HISTORIC FLUID LEVELS AND SELECTED ANALYTICAL RESULTS
May 1990 Through March 2007
76 Station 3135

| Date Sampled | TOC Elevation (feet) | Depth to Water (feet) | LPH Thickness (feet) | Ground-water Elevation (feet) | Change in Elevation (feet) | TPH-G (8015M) (µg/l) | TPH-G (GC/MS) (µg/l) | Benzene (µg/l) | Toluene (µg/l) | Ethyl-benzene (µg/l) | Total Xylenes (µg/l) | MTBE (8021B) (µg/l) | MTBE (8260B) (µg/l) | Comments |
|-----------------------|-------------------------|--------------------------|-------------------------|----------------------------------|-------------------------------|-------------------------|-------------------------|-------------------|-------------------|-------------------------|-------------------------|------------------------|------------------------|----------|
| MW-3 continued | | | | | | | | | | | | | | |
| 02/01/95 | 3.12 | 3.84 | 0.00 | -0.72 | -0.02 | 100 | -- | ND | ND | ND | ND | -- | -- | |
| 03/03/95 | 3.12 | 4.27 | 0.00 | -1.15 | -0.43 | -- | -- | -- | -- | -- | -- | -- | -- | |
| 05/02/95 | 3.12 | 4.11 | 0.00 | -0.99 | 0.16 | 360 | -- | ND | ND | ND | ND | -- | -- | |
| 08/01/95 | 3.12 | 5.10 | 0.00 | -1.98 | -0.99 | ND | -- | ND | ND | ND | ND | -- | -- | |
| 11/01/95 | 3.12 | 6.65 | 0.00 | -3.53 | -1.55 | ND | -- | ND | ND | ND | ND | 200 | -- | |
| 02/01/96 | 3.12 | 4.29 | 0.00 | -1.17 | 2.36 | ND | -- | ND | ND | ND | ND | 190 | -- | |
| 02/04/97 | 3.12 | 6.43 | 0.00 | -3.31 | -2.14 | ND | -- | ND | ND | ND | ND | ND | -- | |
| 02/05/98 | 3.12 | 4.68 | 0.00 | -1.56 | 1.75 | ND | -- | ND | ND | ND | ND | 490 | -- | |
| 02/04/99 | 3.12 | 4.62 | 0.00 | -1.50 | 0.06 | ND | -- | ND | ND | ND | ND | 480 | 530 | |
| 02/12/99 | -- | -- | -- | -- | -- | -- | -- | -- | -- | -- | -- | -- | -- | |
| 02/02/00 | 3.12 | 5.16 | 0.00 | -2.04 | -- | ND | -- | ND | ND | ND | ND | 250 | 346 | |
| 03/05/01 | 3.12 | 5.07 | 0.00 | -1.95 | 0.09 | ND | -- | ND | ND | ND | ND | 167 | -- | |
| 08/10/01 | 3.12 | 5.82 | 0.00 | -2.70 | -0.75 | -- | -- | -- | -- | -- | -- | -- | -- | |
| 02/22/02 | 3.12 | 4.58 | 0.00 | -1.46 | 1.24 | ND<50 | -- | ND<0.50 | ND<0.50 | ND<0.50 | ND<0.50 | 240 | 280 | |
| 03/10/03 | 3.12 | 4.73 | 0.00 | -1.61 | -0.15 | -- | ND<50 | ND<0.50 | ND<0.50 | ND<0.50 | ND<1.0 | -- | 100 | |
| 02/05/04 | 3.12 | 4.20 | 0.00 | -1.08 | 0.53 | -- | ND<50 | ND<0.50 | ND<0.50 | ND<0.50 | ND<1.0 | -- | 11 | |
| 08/26/04 | 3.12 | 5.61 | 0.00 | -2.49 | -1.41 | -- | ND<50 | ND<0.5 | ND<0.5 | ND<0.5 | ND<1 | -- | 2.9 | |
| 02/14/05 | 3.12 | 4.98 | 0.00 | -1.86 | 0.63 | -- | ND<50 | ND<0.50 | ND<0.50 | ND<0.50 | ND<1.0 | -- | 5.2 | |
| 09/27/05 | 3.12 | 6.05 | 0.00 | -2.93 | -1.07 | -- | ND<50 | ND<0.50 | ND<0.50 | ND<0.50 | ND<1.0 | -- | 3.6 | |
| 03/27/06 | 3.12 | 5.22 | 0.00 | -2.10 | 0.83 | -- | ND<50 | ND<0.50 | ND<0.50 | ND<0.50 | ND<1.0 | -- | 3.3 | |
| 09/20/06 | 3.12 | 5.82 | 0.00 | -2.70 | -0.60 | -- | ND<50 | ND<0.50 | ND<0.50 | ND<0.50 | ND<0.50 | -- | 4.3 | |
| 03/20/07 | 3.12 | 5.25 | 0.00 | -2.13 | 0.57 | -- | ND<50 | ND<0.50 | ND<0.50 | ND<0.50 | ND<0.50 | -- | 3.2 | |
| MW-4 | | | | | | | | | | | | | | |
| 08/28/90 | -- | -- | -- | -- | -- | 62000 | -- | 810 | 72 | 4400 | 4600 | -- | -- | |

Table 2
HISTORIC FLUID LEVELS AND SELECTED ANALYTICAL RESULTS
May 1990 Through March 2007
76 Station 3135

| Date Sampled | TOC Elevation (feet) | Depth to Water (feet) | LPH Thickness (feet) | Ground-water Elevation (feet) | Change in Elevation (feet) | TPH-G (8015M) (µg/l) | TPH-G (GC/MS) (µg/l) | Benzene (µg/l) | Toluene (µg/l) | Ethyl-benzene (µg/l) | Total Xylenes (µg/l) | MTBE (8021B) (µg/l) | MTBE (8260B) (µg/l) | Comments |
|-----------------------|-------------------------|--------------------------|-------------------------|----------------------------------|-------------------------------|-------------------------|-------------------------|-------------------|-------------------|-------------------------|-------------------------|------------------------|------------------------|----------|
| MW-4 continued | | | | | | | | | | | | | | |
| 11/26/90 | -- | -- | -- | -- | -- | 49000 | -- | 360 | 36 | 3800 | 11000 | -- | -- | |
| 02/21/91 | -- | -- | -- | -- | -- | 33000 | -- | 210 | 21 | 3800 | 12000 | -- | -- | |
| 08/05/91 | -- | -- | -- | -- | -- | 37000 | -- | 310 | 70 | 3600 | 9700 | -- | -- | |
| 11/05/91 | -- | -- | -- | -- | -- | 140000 | -- | 320 | ND | 4800 | 13000 | -- | -- | |
| 02/07/92 | -- | -- | -- | -- | -- | 8100 | -- | 24 | 4.9 | 1800 | 3200 | -- | -- | |
| 05/05/92 | -- | -- | -- | -- | -- | 15000 | -- | 82 | 12 | 2000 | 5600 | -- | -- | |
| 08/03/92 | -- | -- | -- | -- | -- | 24000 | -- | 61 | ND | 2100 | 5400 | -- | -- | |
| 11/03/92 | -- | -- | -- | -- | -- | 36000 | -- | 69 | ND | 3000 | 7400 | -- | -- | |
| 02/03/93 | -- | -- | -- | -- | -- | 370 | -- | 2.6 | ND | 1.2 | 53 | -- | -- | |
| 03/01/93 | 5.27 | 7.63 | 0.00 | -2.36 | -- | -- | -- | -- | -- | -- | -- | -- | -- | |
| 04/01/93 | 5.27 | 7.25 | 0.00 | -1.98 | 0.38 | -- | -- | -- | -- | -- | -- | -- | -- | |
| 05/17/93 | 5.27 | 8.46 | 0.00 | -3.19 | -1.21 | 2500 | -- | ND | ND | 170 | 410 | -- | -- | |
| 06/15/93 | 5.27 | 9.00 | 0.00 | -3.73 | -0.54 | -- | -- | -- | -- | -- | -- | -- | -- | |
| 07/14/93 | 5.27 | 9.74 | 0.00 | -4.47 | -0.74 | -- | -- | -- | -- | -- | -- | -- | -- | |
| 08/13/93 | 5.27 | 10.23 | 0.00 | -4.96 | -0.49 | 19000 | -- | ND | ND | 1600 | 4100 | -- | -- | |
| 09/13/93 | 5.27 | 10.62 | 0.00 | -5.35 | -0.39 | -- | -- | -- | -- | -- | -- | -- | -- | |
| 10/14/93 | 5.27 | 10.84 | 0.00 | -5.57 | -0.22 | -- | -- | -- | -- | -- | -- | -- | -- | |
| 11/11/93 | 4.93 | 10.88 | 0.00 | -5.95 | -0.38 | 16000 | -- | 110 | 12 | 1800 | 3800 | -- | -- | |
| 12/14/93 | 4.93 | 9.60 | 0.00 | -4.67 | 1.28 | -- | -- | -- | -- | -- | -- | -- | -- | |
| 01/10/94 | 4.93 | 9.92 | 0.00 | -4.99 | -0.32 | -- | -- | -- | -- | -- | -- | -- | -- | |
| 02/10/94 | 4.93 | 8.79 | 0.00 | -3.86 | 1.13 | 830 | -- | 3.5 | 1.4 | 36 | 80 | -- | -- | |
| 03/14/94 | 4.93 | 7.91 | 0.00 | -2.98 | 0.88 | -- | -- | -- | -- | -- | -- | -- | -- | |
| 04/23/94 | 4.93 | 8.41 | 0.00 | -3.48 | -0.50 | -- | -- | -- | -- | -- | -- | -- | -- | |
| 05/05/94 | 4.93 | 8.27 | 0.00 | -3.34 | 0.14 | 6900 | -- | 17 | ND | 480 | 1300 | -- | -- | |

Table 2
HISTORIC FLUID LEVELS AND SELECTED ANALYTICAL RESULTS
May 1990 Through March 2007
76 Station 3135

| Date Sampled | TOC Elevation (feet) | Depth to Water (feet) | LPH Thickness (feet) | Ground-water Elevation (feet) | Change in Elevation (feet) | TPH-G (8015M) (µg/l) | TPH-G (GC/MS) (µg/l) | Benzene (µg/l) | Toluene (µg/l) | Ethyl-benzene (µg/l) | Total Xylenes (µg/l) | MTBE (8021B) (µg/l) | MTBE (8260B) (µg/l) | Comments |
|-----------------------|-------------------------|--------------------------|-------------------------|----------------------------------|-------------------------------|-------------------------|-------------------------|-------------------|-------------------|-------------------------|-------------------------|------------------------|------------------------|------------|
| MW-4 continued | | | | | | | | | | | | | | |
| 06/07/94 | 4.93 | 8.27 | 0.00 | -3.34 | 0.00 | -- | -- | -- | -- | -- | -- | -- | -- | |
| 07/05/94 | 4.93 | 8.58 | 0.00 | -3.65 | -0.31 | -- | -- | -- | -- | -- | -- | -- | -- | |
| 08/02/94 | 4.93 | 8.91 | 0.00 | -3.98 | -0.33 | 17000 | -- | 38 | ND | 1800 | 4300 | -- | -- | |
| 11/07/94 | 4.93 | 8.64 | 0.00 | -3.71 | 0.27 | 20000 | -- | 84 | 17 | 1500 | 3000 | -- | -- | |
| 12/03/94 | 4.93 | 6.78 | 0.00 | -1.85 | 1.86 | -- | -- | -- | -- | -- | -- | -- | -- | |
| 01/10/95 | 4.93 | 6.35 | 0.00 | -1.42 | 0.43 | -- | -- | -- | -- | -- | -- | -- | -- | |
| 02/01/95 | 4.93 | 5.73 | 0.00 | -0.80 | 0.62 | ND | -- | ND | ND | ND | ND | -- | -- | |
| 03/03/95 | 4.93 | 6.82 | 0.00 | -1.89 | -1.09 | -- | -- | -- | -- | -- | -- | -- | -- | |
| 05/02/95 | 4.93 | 5.74 | 0.00 | -0.81 | 1.08 | 5400 | -- | 36 | ND | 130 | 710 | -- | -- | |
| 08/01/95 | 4.93 | 7.78 | 0.00 | -2.85 | -2.04 | 7900 | -- | 21 | ND | 210 | 860 | -- | -- | |
| 11/01/95 | 4.93 | 9.16 | 0.00 | -4.23 | -1.38 | 4900 | -- | 12 | ND | 190 | 710 | 210 | -- | |
| 02/01/96 | 4.93 | 4.64 | 0.00 | 0.29 | 4.52 | 91 | -- | 2.7 | ND | 1.2 | 6.8 | 7.8 | -- | |
| 02/04/97 | 4.93 | 8.65 | 0.00 | -3.72 | -4.01 | 130 | -- | 0.58 | ND | ND | ND | 150 | -- | |
| 02/05/98 | 4.93 | -- | 0.00 | -- | -- | -- | -- | -- | -- | -- | -- | -- | -- | Paved Over |
| 02/04/99 | 4.93 | 4.04 | 0.00 | 0.89 | -- | ND | -- | ND | ND | ND | ND | ND | -- | |
| 02/12/99 | -- | -- | -- | -- | -- | -- | -- | -- | -- | -- | -- | -- | -- | |
| 02/02/00 | 4.93 | 4.07 | 0.00 | 0.86 | -- | ND | -- | ND | ND | ND | ND | ND | -- | |
| 03/05/01 | 4.93 | 4.14 | 0.00 | 0.79 | -0.07 | ND | -- | ND | ND | ND | ND | 2.55 | -- | |
| 08/10/01 | 4.93 | 4.77 | 0.00 | 0.16 | -0.63 | -- | -- | -- | -- | -- | -- | -- | -- | |
| 02/22/02 | 5.01 | 3.87 | 0.00 | 1.14 | 0.98 | ND<50 | -- | ND<0.50 | ND<0.50 | ND<0.50 | ND<0.50 | ND<5.0 | -- | |
| 03/10/03 | 5.01 | 4.12 | 0.00 | 0.89 | -0.25 | -- | ND<50 | ND<0.50 | ND<0.50 | ND<0.50 | ND<1.0 | -- | ND<2.0 | |
| 02/05/04 | 5.01 | 5.30 | 0.00 | -0.29 | -1.18 | -- | ND<50 | ND<0.50 | ND<0.50 | ND<0.50 | ND<1.0 | -- | ND<2.0 | |
| 08/26/04 | 5.01 | 7.68 | 0.00 | -2.67 | -2.38 | -- | ND<50 | ND<0.5 | ND<0.5 | ND<0.5 | ND<1 | -- | 0.50 | |
| 02/14/05 | 5.01 | 5.33 | 0.00 | -0.32 | 2.35 | -- | 240 | ND<0.50 | ND<0.50 | ND<0.50 | ND<1.0 | -- | ND<0.50 | |

Table 2
HISTORIC FLUID LEVELS AND SELECTED ANALYTICAL RESULTS
May 1990 Through March 2007
76 Station 3135

| Date Sampled | TOC Elevation (feet) | Depth to Water (feet) | LPH Thickness (feet) | Ground-water Elevation (feet) | Change in Elevation (feet) | TPH-G (8015M) (µg/l) | TPH-G (GC/MS) (µg/l) | Benzene (µg/l) | Toluene (µg/l) | Ethyl-benzene (µg/l) | Total Xylenes (µg/l) | MTBE (8021B) (µg/l) | MTBE (8260B) (µg/l) | Comments |
|-----------------------|-------------------------|--------------------------|-------------------------|----------------------------------|-------------------------------|-------------------------|-------------------------|-------------------|-------------------|-------------------------|-------------------------|------------------------|------------------------|----------|
| MW-4 continued | | | | | | | | | | | | | | |
| 09/27/05 | 5.01 | 7.97 | 0.00 | -2.96 | -2.64 | -- | 300 | ND<0.50 | ND<0.50 | ND<0.50 | ND<1.0 | -- | ND<0.50 | |
| 03/27/06 | 5.01 | 5.31 | 0.00 | -0.30 | 2.66 | -- | 230 | ND<0.50 | ND<0.50 | ND<0.50 | ND<1.0 | -- | ND<0.50 | |
| 09/20/06 | 5.01 | 7.74 | 0.00 | -2.73 | -2.43 | -- | 490 | ND<0.50 | ND<0.50 | 0.52 | ND<0.50 | -- | ND<0.50 | |
| 03/20/07 | 5.01 | 4.16 | 0.00 | 0.85 | 3.58 | -- | ND<50 | ND<0.50 | ND<0.50 | ND<0.50 | ND<0.50 | -- | ND<0.50 | |
| MW-5 | | | | | | | | | | | | | | |
| 08/28/90 | -- | -- | -- | -- | -- | ND | -- | ND | ND | ND | 1.2 | -- | -- | |
| 11/26/90 | -- | -- | -- | -- | -- | ND | -- | ND | ND | ND | ND | -- | -- | |
| 02/21/91 | -- | -- | -- | -- | -- | 56 | -- | ND | ND | ND | 4.7 | -- | -- | |
| 08/05/91 | -- | -- | -- | -- | -- | ND | -- | ND | ND | ND | ND | -- | -- | |
| 11/05/91 | -- | -- | -- | -- | -- | ND | -- | ND | ND | ND | ND | -- | -- | |
| 02/07/92 | -- | -- | -- | -- | -- | ND | -- | ND | ND | 0.36 | 0.94 | -- | -- | |
| 05/05/92 | -- | -- | -- | -- | -- | ND | -- | ND | ND | 0.42 | 1.4 | -- | -- | |
| 08/03/92 | -- | -- | -- | -- | -- | ND | -- | ND | ND | ND | ND | -- | -- | |
| 11/03/92 | -- | -- | -- | -- | -- | ND | -- | ND | ND | ND | ND | -- | -- | |
| 02/03/93 | -- | -- | -- | -- | -- | ND | -- | ND | ND | ND | ND | -- | -- | |
| 03/01/93 | 4.61 | 6.68 | 0.00 | -2.07 | -- | -- | -- | -- | -- | -- | -- | -- | -- | |
| 04/01/93 | 4.61 | 6.51 | 0.00 | -1.90 | 0.17 | -- | -- | -- | -- | -- | -- | -- | -- | |
| 05/17/93 | 4.61 | 7.75 | 0.00 | -3.14 | -1.24 | ND | -- | ND | ND | ND | ND | -- | -- | |
| 06/15/93 | 4.61 | 8.18 | 0.00 | -3.57 | -0.43 | -- | -- | -- | -- | -- | -- | -- | -- | |
| 07/14/93 | 4.61 | 8.98 | 0.00 | -4.37 | -0.80 | -- | -- | -- | -- | -- | -- | -- | -- | |
| 08/13/93 | 4.61 | 9.49 | 0.00 | -4.88 | -0.51 | ND | -- | ND | ND | ND | ND | -- | -- | |
| 09/13/93 | 4.61 | 9.88 | 0.00 | -5.27 | -0.39 | -- | -- | -- | -- | -- | -- | -- | -- | |
| 10/14/93 | 4.61 | 10.04 | 0.00 | -5.43 | -0.16 | -- | -- | -- | -- | -- | -- | -- | -- | |
| 11/11/93 | 4.27 | 10.13 | 0.00 | -5.86 | -0.43 | ND | -- | ND | ND | ND | ND | -- | -- | |

Table 2
HISTORIC FLUID LEVELS AND SELECTED ANALYTICAL RESULTS
May 1990 Through March 2007
76 Station 3135

| Date Sampled | TOC Elevation (feet) | Depth to Water (feet) | LPH Thickness (feet) | Ground-water Elevation (feet) | Change in Elevation (feet) | TPH-G (8015M) (µg/l) | TPH-G (GC/MS) (µg/l) | Benzene (µg/l) | Toluene (µg/l) | Ethyl-benzene (µg/l) | Total Xylenes (µg/l) | MTBE (8021B) (µg/l) | MTBE (8260B) (µg/l) | Comments |
|-----------------------|-------------------------|--------------------------|-------------------------|----------------------------------|-------------------------------|-------------------------|-------------------------|-------------------|-------------------|-------------------------|-------------------------|------------------------|------------------------|-----------------------|
| MW-5 continued | | | | | | | | | | | | | | |
| 12/14/93 | 4.27 | 8.85 | 0.00 | -4.58 | 1.28 | -- | -- | -- | -- | -- | -- | -- | -- | |
| 01/10/94 | 4.27 | 9.10 | 0.00 | -4.83 | -0.25 | -- | -- | -- | -- | -- | -- | -- | -- | |
| 02/10/94 | 4.27 | 7.71 | 0.00 | -3.44 | 1.39 | ND | -- | ND | ND | ND | 0.59 | -- | -- | |
| 03/14/94 | 4.27 | 7.02 | 0.00 | -2.75 | 0.69 | -- | -- | -- | -- | -- | -- | -- | -- | |
| 04/23/94 | 4.27 | 7.57 | 0.00 | -3.30 | -0.55 | -- | -- | -- | -- | -- | -- | -- | -- | |
| 05/05/94 | 4.27 | 7.38 | 0.00 | -3.11 | 0.19 | -- | -- | -- | -- | -- | -- | -- | -- | Sampled semi-annually |
| 06/07/94 | 4.27 | 7.39 | 0.00 | -3.12 | -0.01 | -- | -- | -- | -- | -- | -- | -- | -- | |
| 07/05/94 | 4.27 | 7.72 | 0.00 | -3.45 | -0.33 | -- | -- | -- | -- | -- | -- | -- | -- | |
| 08/02/94 | 4.27 | 8.05 | 0.00 | -3.78 | -0.33 | ND | -- | ND | ND | ND | ND | -- | -- | |
| 11/07/94 | 4.27 | 7.56 | 0.00 | -3.29 | 0.49 | -- | -- | -- | -- | -- | -- | -- | -- | |
| 12/03/94 | 4.27 | 5.80 | 0.00 | -1.53 | 1.76 | -- | -- | -- | -- | -- | -- | -- | -- | |
| 01/10/95 | 4.27 | 5.37 | 0.00 | -1.10 | 0.43 | -- | -- | -- | -- | -- | -- | -- | -- | |
| 02/01/95 | 4.27 | 5.24 | 0.00 | -0.97 | 0.13 | ND | -- | ND | ND | ND | ND | -- | -- | |
| 03/03/95 | 4.27 | 5.99 | 0.00 | -1.72 | -0.75 | -- | -- | -- | -- | -- | -- | -- | -- | |
| 05/02/95 | 4.27 | 5.85 | 0.00 | -1.58 | 0.14 | -- | -- | -- | -- | -- | -- | -- | -- | |
| 08/01/95 | 4.27 | 7.00 | 0.00 | -2.73 | -1.15 | ND | -- | ND | ND | ND | ND | -- | -- | |
| 11/01/95 | 4.27 | 8.40 | 0.00 | -4.13 | -1.40 | -- | -- | -- | -- | -- | -- | -- | -- | |
| 02/01/96 | 4.27 | 5.45 | 0.00 | -1.18 | 2.95 | ND | -- | ND | ND | ND | ND | 0.72 | -- | |
| 02/04/97 | 4.27 | 7.82 | 0.00 | -3.55 | -2.37 | ND | -- | ND | ND | ND | ND | ND | -- | |
| 02/05/98 | 4.27 | 3.85 | 0.00 | 0.42 | 3.97 | ND | -- | ND | ND | ND | ND | 490 | -- | |
| 02/04/99 | 4.27 | 5.85 | 0.00 | -1.58 | -2.00 | ND | -- | ND | ND | ND | ND | 23 | 26 | |
| 02/12/99 | -- | -- | -- | -- | -- | -- | -- | -- | -- | -- | -- | -- | -- | |
| 02/02/00 | 4.27 | 5.94 | 0.00 | -1.67 | -- | ND | -- | ND | ND | ND | ND | ND | -- | |
| 03/05/01 | 4.27 | 5.85 | 0.00 | -1.58 | 0.09 | ND | -- | ND | ND | ND | ND | ND | -- | |

Table 2
HISTORIC FLUID LEVELS AND SELECTED ANALYTICAL RESULTS
May 1990 Through March 2007
76 Station 3135

| Date Sampled | TOC Elevation (feet) | Depth to Water (feet) | LPH Thickness (feet) | Ground-water Elevation (feet) | Change in Elevation (feet) | TPH-G (8015M) (µg/l) | TPH-G (GC/MS) (µg/l) | Benzene (µg/l) | Toluene (µg/l) | Ethyl-benzene (µg/l) | Total Xylenes (µg/l) | MTBE (8021B) (µg/l) | MTBE (8260B) (µg/l) | Comments |
|-----------------------|-------------------------|--------------------------|-------------------------|----------------------------------|-------------------------------|-------------------------|-------------------------|-------------------|-------------------|-------------------------|-------------------------|------------------------|------------------------|----------|
| MW-5 continued | | | | | | | | | | | | | | |
| 08/10/01 | 4.27 | 6.53 | 0.00 | -2.26 | -0.68 | -- | -- | -- | -- | -- | -- | -- | -- | -- |
| 02/22/02 | 4.31 | 5.54 | 0.00 | -1.23 | 1.03 | ND<50 | -- | ND<0.50 | ND<0.50 | ND<0.50 | ND<0.50 | 9.6 | 11 | |
| 03/10/03 | 4.31 | 6.93 | 0.00 | -2.62 | -1.39 | -- | ND<50 | ND<0.50 | ND<0.50 | ND<0.50 | ND<1.0 | -- | 6.6 | |
| 02/05/04 | 4.31 | 6.72 | 0.00 | -2.41 | 0.21 | -- | ND<50 | ND<0.50 | ND<0.50 | ND<0.50 | ND<1.0 | -- | 2.7 | |
| 08/26/04 | 4.31 | 6.90 | 0.00 | -2.59 | -0.18 | -- | ND<50 | ND<0.50 | 2.8 | 0.56 | 3.2 | -- | 2.9 | |
| 02/14/05 | 4.31 | 5.83 | 0.00 | -1.52 | 1.07 | -- | ND<50 | ND<0.50 | ND<0.50 | ND<0.50 | ND<1.0 | -- | 1.4 | |
| 09/27/05 | 4.31 | 7.51 | 0.00 | -3.20 | -1.68 | -- | ND<50 | ND<0.50 | ND<0.50 | ND<0.50 | ND<1.0 | -- | 0.55 | |
| 03/27/06 | 4.31 | 4.63 | 0.00 | -0.32 | 2.88 | -- | ND<50 | ND<0.50 | ND<0.50 | ND<0.50 | ND<1.0 | -- | 0.92 | |
| 09/20/06 | 4.31 | 6.96 | 0.00 | -2.65 | -2.33 | -- | ND<50 | ND<0.50 | ND<0.50 | ND<0.50 | ND<0.50 | -- | 1.0 | |
| 03/20/07 | 4.31 | 5.77 | 0.00 | -1.46 | 1.19 | -- | ND<50 | ND<0.50 | ND<0.50 | ND<0.50 | ND<0.50 | -- | 0.62 | |
| MW-6 | | | | | | | | | | | | | | |
| 08/28/90 | -- | -- | -- | -- | -- | 12000 | -- | 1700 | 1400 | 230 | 2100 | -- | -- | |
| 11/26/90 | -- | -- | -- | -- | -- | 4000 | -- | 800 | 120 | 250 | 440 | -- | -- | |
| 02/21/91 | -- | -- | -- | -- | -- | 750 | -- | 77 | 14 | 23 | 140 | -- | -- | |
| 08/05/91 | -- | -- | -- | -- | -- | 860 | -- | 130 | 11 | 92 | 150 | -- | -- | |
| 11/05/91 | -- | -- | -- | -- | -- | 7100 | -- | 200 | ND | 190 | 580 | -- | -- | |
| 02/07/92 | -- | -- | -- | -- | -- | 180 | -- | 22 | 0.68 | 22 | 20 | -- | -- | |
| 05/05/92 | -- | -- | -- | -- | -- | ND | -- | ND | ND | ND | 1.3 | -- | -- | |
| 08/03/92 | -- | -- | -- | -- | -- | 1100 | -- | 180 | 1.1 | 62 | 78 | -- | -- | |
| 11/03/92 | -- | -- | -- | -- | -- | 920 | -- | 45 | 0.76 | 12 | 110 | -- | -- | |
| 02/03/93 | -- | -- | -- | -- | -- | ND | -- | 1.2 | ND | ND | ND | -- | -- | |
| 03/01/93 | 4.31 | 6.20 | 0.00 | -1.89 | -- | -- | -- | -- | -- | -- | -- | -- | -- | |
| 04/01/93 | 4.31 | 6.04 | 0.00 | -1.73 | 0.16 | -- | -- | -- | -- | -- | -- | -- | -- | |
| 05/17/93 | 4.31 | 7.50 | 0.00 | -3.19 | -1.46 | 4900 | -- | 890 | 46 | 210 | 530 | -- | -- | |

Table 2
HISTORIC FLUID LEVELS AND SELECTED ANALYTICAL RESULTS
May 1990 Through March 2007
76 Station 3135

| Date Sampled | TOC Elevation (feet) | Depth to Water (feet) | LPH Thickness (feet) | Ground-water Elevation (feet) | Change in Elevation (feet) | TPH-G (8015M) (µg/l) | TPH-G (GC/MS) (µg/l) | Benzene (µg/l) | Toluene (µg/l) | Ethyl-benzene (µg/l) | Total Xylenes (µg/l) | MTBE (8021B) (µg/l) | MTBE (8260B) (µg/l) | Comments |
|-----------------------|-------------------------|--------------------------|-------------------------|----------------------------------|-------------------------------|-------------------------|-------------------------|-------------------|-------------------|-------------------------|-------------------------|------------------------|------------------------|----------|
| MW-6 continued | | | | | | | | | | | | | | |
| 06/15/93 | 4.31 | 7.76 | 0.00 | -3.45 | -0.26 | -- | -- | -- | -- | -- | -- | -- | -- | |
| 07/14/93 | 4.31 | 8.69 | 0.00 | -4.38 | -0.93 | -- | -- | -- | -- | -- | -- | -- | -- | |
| 08/13/93 | 4.31 | 9.20 | 0.00 | -4.89 | -0.51 | 2300 | -- | 330 | ND | 95 | 40 | -- | -- | |
| 09/13/93 | 4.31 | 9.59 | 0.00 | -5.28 | -0.39 | -- | -- | -- | -- | -- | -- | -- | -- | |
| 10/14/93 | 4.31 | 9.75 | 0.00 | -5.44 | -0.16 | -- | -- | -- | -- | -- | -- | -- | -- | |
| 11/11/93 | 4.03 | 9.87 | 0.00 | -5.84 | -0.40 | 3000 | -- | 470 | ND | 220 | 270 | -- | -- | |
| 12/14/93 | 4.03 | 8.60 | 0.00 | -4.57 | 1.27 | -- | -- | -- | -- | -- | -- | -- | -- | |
| 01/10/94 | 4.03 | 8.81 | 0.00 | -4.78 | -0.21 | -- | -- | -- | -- | -- | -- | -- | -- | |
| 02/10/94 | 4.03 | 7.23 | 0.00 | -3.20 | 1.58 | ND | -- | 3.5 | ND | 1.5 | ND | -- | -- | |
| 03/14/94 | 4.03 | 6.68 | 0.00 | -2.65 | 0.55 | -- | -- | -- | -- | -- | -- | -- | -- | |
| 04/23/94 | 4.03 | 7.24 | 0.00 | -3.21 | -0.56 | -- | -- | -- | -- | -- | -- | -- | -- | |
| 05/05/94 | 4.03 | 7.01 | 0.00 | -2.98 | 0.23 | 2600 | -- | 430 | 99 | 24 | 420 | -- | -- | |
| 06/07/94 | 4.03 | 7.02 | 0.00 | -2.99 | -0.01 | -- | -- | -- | -- | -- | -- | -- | -- | |
| 07/05/94 | 4.03 | 7.41 | 0.00 | -3.38 | -0.39 | -- | -- | -- | -- | -- | -- | -- | -- | |
| 08/02/94 | 4.03 | 7.66 | 0.00 | -3.63 | -0.25 | 28000 | -- | 2200 | 940 | 1600 | 7500 | -- | -- | |
| 11/07/94 | 4.03 | 6.78 | 0.00 | -2.75 | 0.88 | 23000 | -- | 3800 | 970 | 1400 | 4700 | -- | -- | |
| 12/03/94 | 4.03 | 5.44 | 0.00 | -1.41 | 1.34 | -- | -- | -- | -- | -- | -- | -- | -- | |
| 01/10/95 | 4.03 | 5.00 | 0.00 | -0.97 | 0.44 | -- | -- | -- | -- | -- | -- | -- | -- | |
| 02/01/95 | 4.03 | 4.98 | 0.00 | -0.95 | 0.02 | 55000 | -- | 7700 | 9100 | 4500 | 20000 | -- | -- | |
| 03/03/95 | 4.03 | 5.71 | 0.00 | -1.68 | -0.73 | -- | -- | -- | -- | -- | -- | -- | -- | |
| 05/02/95 | 4.03 | 5.58 | 0.00 | -1.55 | 0.13 | 59000 | -- | 4700 | 4400 | 4000 | 18000 | -- | -- | |
| 08/01/95 | 4.03 | 6.76 | 0.00 | -2.73 | -1.18 | 23000 | -- | 1400 | 510 | 940 | 7300 | -- | -- | |
| 11/01/95 | 4.03 | 8.10 | 0.00 | -4.07 | -1.34 | 24000 | -- | 1100 | 200 | 1900 | 6000 | 170 | -- | |
| 02/01/96 | 4.03 | 5.09 | 0.00 | -1.06 | 3.01 | 58000 | -- | 2700 | 1800 | 4200 | 17000 | ND | -- | |

Table 2
HISTORIC FLUID LEVELS AND SELECTED ANALYTICAL RESULTS
May 1990 Through March 2007
76 Station 3135

| Date Sampled | TOC Elevation (feet) | Depth to Water (feet) | LPH Thickness (feet) | Ground-water Elevation (feet) | Change in Elevation (feet) | TPH-G (8015M) (µg/l) | TPH-G (GC/MS) (µg/l) | Benzene (µg/l) | Toluene (µg/l) | Ethyl-benzene (µg/l) | Total Xylenes (µg/l) | MTBE (8021B) (µg/l) | MTBE (8260B) (µg/l) | Comments |
|-----------------------|-------------------------|--------------------------|-------------------------|----------------------------------|-------------------------------|-------------------------|-------------------------|-------------------|-------------------|-------------------------|-------------------------|------------------------|------------------------|----------|
| MW-6 continued | | | | | | | | | | | | | | |
| 02/04/97 | 4.03 | 7.61 | 0.00 | -3.58 | -2.52 | 95 | -- | ND | 1 | ND | ND | 96 | -- | |
| 02/05/98 | 4.03 | 4.55 | 0.00 | -0.52 | 3.06 | 44000 | -- | 2100 | 1600 | 5200 | 20000 | 2800 | -- | |
| 08/28/98 | 4.03 | 6.95 | 0.00 | -2.92 | -2.40 | -- | -- | -- | -- | -- | -- | -- | -- | |
| 02/04/99 | 4.03 | 5.59 | 0.00 | -1.56 | 1.36 | 37000 | -- | 480 | 250 | 2900 | 10000 | ND | -- | |
| 02/12/99 | -- | -- | -- | -- | -- | -- | -- | -- | -- | -- | -- | -- | -- | |
| 02/02/00 | 4.03 | 6.24 | 0.00 | -2.21 | -- | 24300 | -- | 313 | 42 | 1880 | 5490 | 604 | 357 | |
| 03/05/01 | 4.03 | 6.29 | 0.00 | -2.26 | -0.05 | 29300 | -- | 272 | 66.8 | 2180 | 7380 | 1120 | -- | |
| 08/10/01 | 4.03 | 7.11 | 0.00 | -3.08 | -0.82 | -- | -- | -- | -- | -- | -- | -- | -- | |
| 02/22/02 | 4.05 | 5.37 | 0.00 | -1.32 | 1.76 | 22000 | -- | 180 | ND<50 | 1300 | 3100 | 760 | 790 | |
| 03/10/03 | 4.05 | 5.95 | 0.00 | -1.90 | -0.58 | -- | 1200 | 13 | ND<1.0 | 53 | 45 | -- | 150 | |
| 02/05/04 | 4.05 | 5.45 | 0.00 | -1.40 | 0.50 | -- | 8400 | 100 | 12 | 770 | 980 | -- | 270 | |
| 08/26/04 | 4.05 | 6.76 | 0.00 | -2.71 | -1.31 | -- | 4700 | 15 | 1.2 | 390 | 470 | -- | 180 | |
| 02/14/05 | 4.05 | 5.75 | 0.00 | -1.70 | 1.01 | -- | 6600 | 44 | 8.5 | 640 | 750 | -- | 160 | |
| 09/27/05 | 4.05 | 7.19 | 0.00 | -3.14 | -1.44 | -- | 2300 | 3.2 | 0.60 | 160 | 270 | -- | 24 | |
| 03/27/06 | 4.05 | 4.70 | 0.00 | -0.65 | 2.49 | -- | 12000 | 73 | 16 | 750 | 2300 | -- | 90 | |
| 09/20/06 | 4.05 | 7.02 | 0.00 | -2.97 | -2.32 | -- | 2900 | 10 | ND<2.5 | 240 | 160 | -- | 47 | |
| 03/20/07 | 4.05 | 5.82 | 0.00 | -1.77 | 1.20 | -- | 2400 | 9.4 | ND<2.5 | 160 | 290 | -- | 28 | |
| MW-7 | | | | | | | | | | | | | | |
| 05/11/93 | 4.84 | 4.52 | 0.00 | 0.32 | -- | -- | -- | -- | -- | -- | -- | -- | -- | |
| 05/17/93 | 4.84 | 7.00 | 0.00 | -2.16 | -2.48 | ND | -- | ND | ND | ND | ND | -- | -- | |
| 06/15/93 | 4.84 | 7.47 | 0.00 | -2.63 | -0.47 | -- | -- | -- | -- | -- | -- | -- | -- | |
| 07/14/93 | 4.84 | 8.55 | 0.00 | -3.71 | -1.08 | -- | -- | -- | -- | -- | -- | -- | -- | |
| 08/13/93 | 4.84 | 9.23 | 0.00 | -4.39 | -0.68 | ND | -- | ND | ND | ND | ND | -- | -- | |
| 09/13/93 | 4.84 | 10.08 | 0.00 | -5.24 | -0.85 | -- | -- | -- | -- | -- | -- | -- | -- | |

Table 2
HISTORIC FLUID LEVELS AND SELECTED ANALYTICAL RESULTS
May 1990 Through March 2007
76 Station 3135

| Date Sampled | TOC Elevation (feet) | Depth to Water (feet) | LPH Thickness (feet) | Ground-water Elevation (feet) | Change in Elevation (feet) | TPH-G (8015M) (µg/l) | TPH-G (GC/MS) (µg/l) | Benzene (µg/l) | Toluene (µg/l) | Ethyl-benzene (µg/l) | Total Xylenes (µg/l) | MTBE (8021B) (µg/l) | MTBE (8260B) (µg/l) | Comments |
|-----------------------|-------------------------|--------------------------|-------------------------|----------------------------------|-------------------------------|-------------------------|-------------------------|-------------------|-------------------|-------------------------|-------------------------|------------------------|------------------------|-----------------------|
| MW-7 continued | | | | | | | | | | | | | | |
| 10/14/93 | 4.84 | 10.25 | 0.00 | -5.41 | -0.17 | -- | -- | -- | -- | -- | -- | -- | -- | |
| 11/11/93 | 4.42 | 10.27 | 0.00 | -5.85 | -0.44 | ND | -- | ND | ND | ND | ND | -- | -- | |
| 12/14/93 | 4.42 | 8.52 | 0.00 | -4.10 | 1.75 | -- | -- | -- | -- | -- | -- | -- | -- | |
| 01/10/94 | 4.42 | 9.30 | 0.00 | -4.88 | -0.78 | -- | -- | -- | -- | -- | -- | -- | -- | |
| 02/10/94 | 4.42 | 7.93 | 0.00 | -3.51 | 1.37 | ND | -- | ND | ND | ND | ND | -- | -- | |
| 03/14/94 | 4.42 | 6.78 | 0.00 | -2.36 | 1.15 | -- | -- | -- | -- | -- | -- | -- | -- | |
| 04/23/94 | 4.42 | -- | 0.00 | -- | -- | -- | -- | -- | -- | -- | -- | -- | -- | Inaccessible |
| 05/05/94 | 4.42 | 7.13 | 0.00 | -2.71 | -- | -- | -- | -- | -- | -- | -- | -- | -- | Sampled semi-annually |
| 06/07/94 | 4.42 | 7.09 | 0.00 | -2.67 | 0.04 | -- | -- | -- | -- | -- | -- | -- | -- | |
| 07/05/94 | 4.42 | 7.49 | 0.00 | -3.07 | -0.40 | -- | -- | -- | -- | -- | -- | -- | -- | |
| 08/02/94 | 4.42 | 7.98 | 0.00 | -3.56 | -0.49 | ND | -- | ND | ND | ND | 0.63 | -- | -- | |
| 11/07/94 | 4.42 | 7.86 | 0.00 | -3.44 | 0.12 | -- | -- | -- | -- | -- | -- | -- | -- | |
| 12/03/94 | 4.42 | 5.95 | 0.00 | -1.53 | 1.91 | -- | -- | -- | -- | -- | -- | -- | -- | |
| 01/10/95 | 4.42 | 5.50 | 0.00 | -1.08 | 0.45 | -- | -- | -- | -- | -- | -- | -- | -- | |
| 02/01/95 | 4.42 | 5.43 | 0.00 | -1.01 | 0.07 | ND | -- | ND | ND | ND | ND | -- | -- | |
| 03/03/95 | 4.42 | 5.97 | 0.00 | -1.55 | -0.54 | -- | -- | -- | -- | -- | -- | -- | -- | |
| 05/02/95 | 4.42 | 5.73 | 0.00 | -1.31 | 0.24 | -- | -- | -- | -- | -- | -- | -- | -- | |
| 08/01/95 | 4.42 | 7.62 | 0.00 | -3.20 | -1.89 | ND | -- | ND | ND | ND | ND | -- | -- | |
| 11/01/95 | 4.42 | 8.58 | 0.00 | -4.16 | -0.96 | -- | -- | -- | -- | -- | -- | -- | -- | |
| 02/01/96 | 4.42 | 5.77 | 0.00 | -1.35 | 2.81 | ND | -- | ND | ND | ND | ND | 1.4 | -- | |
| 02/04/97 | 4.42 | 7.64 | 0.00 | -3.22 | -1.87 | ND | -- | ND | ND | ND | ND | ND | -- | |
| 02/05/98 | 4.42 | -- | 0.00 | -- | -- | -- | -- | -- | -- | -- | -- | -- | -- | Paved Over |
| 02/04/99 | 4.42 | 5.54 | 0.00 | -1.12 | -- | ND | -- | ND | ND | ND | ND | ND | -- | |
| 02/12/99 | -- | -- | -- | -- | -- | -- | -- | -- | -- | -- | -- | -- | -- | |

Table 2
HISTORIC FLUID LEVELS AND SELECTED ANALYTICAL RESULTS
May 1990 Through March 2007
76 Station 3135

| Date Sampled | TOC Elevation (feet) | Depth to Water (feet) | LPH Thickness (feet) | Ground-water Elevation (feet) | Change in Elevation (feet) | TPH-G (8015M) (µg/l) | TPH-G (GC/MS) (µg/l) | Benzene (µg/l) | Toluene (µg/l) | Ethylbenzene (µg/l) | Total Xylenes (µg/l) | MTBE (8021B) (µg/l) | MTBE (8260B) (µg/l) | Comments |
|-----------------------|-------------------------|--------------------------|-------------------------|----------------------------------|-------------------------------|-------------------------|-------------------------|-------------------|-------------------|------------------------|-------------------------|------------------------|------------------------|----------|
| MW-7 continued | | | | | | | | | | | | | | |
| 02/02/00 | 4.42 | 5.75 | 0.00 | -1.33 | -- | ND | -- | ND | ND | ND | ND | ND | -- | |
| 03/05/01 | 4.42 | 5.66 | 0.00 | -1.24 | 0.09 | ND | -- | ND | ND | ND | ND | ND | -- | |
| 08/10/01 | 4.42 | 6.28 | 0.00 | -1.86 | -0.62 | -- | -- | -- | -- | -- | -- | -- | -- | |
| 02/22/02 | 4.45 | 4.98 | 0.00 | -0.53 | 1.33 | ND<50 | -- | ND<0.50 | ND<0.50 | ND<0.50 | ND<0.50 | ND<5.0 | -- | |
| 03/10/03 | 4.45 | 5.39 | 0.00 | -0.94 | -0.41 | -- | ND<50 | ND<0.50 | ND<0.50 | ND<0.50 | ND<1.0 | -- | ND<2.0 | |
| 02/05/04 | 4.45 | 5.10 | 0.00 | -0.65 | 0.29 | -- | ND<50 | ND<0.50 | ND<0.50 | ND<0.50 | ND<1.0 | -- | ND<2.0 | |
| 08/26/04 | 4.45 | 6.98 | 0.00 | -2.53 | -1.88 | -- | ND<50 | ND<0.5 | ND<0.5 | ND<0.5 | ND<1 | -- | ND<0.5 | |
| 02/14/05 | 4.45 | 6.19 | 0.00 | -1.74 | 0.79 | -- | ND<50 | ND<0.50 | ND<0.50 | ND<0.50 | ND<1.0 | -- | ND<0.50 | |
| 09/27/05 | 4.45 | 7.45 | 0.00 | -3.00 | -1.26 | -- | ND<50 | ND<0.50 | ND<0.50 | ND<0.50 | ND<1.0 | -- | ND<0.50 | |
| 03/27/06 | 4.45 | 4.72 | 0.00 | -0.27 | 2.73 | -- | ND<50 | ND<0.50 | ND<0.50 | ND<0.50 | ND<1.0 | -- | ND<0.50 | |
| 09/20/06 | 4.45 | 7.20 | 0.00 | -2.75 | -2.48 | -- | ND<50 | ND<0.50 | ND<0.50 | ND<0.50 | ND<0.50 | -- | ND<0.50 | |
| 03/20/07 | 4.45 | 6.04 | 0.00 | -1.59 | 1.16 | -- | ND<50 | ND<0.50 | ND<0.50 | ND<0.50 | ND<0.50 | -- | ND<0.50 | |
| MW-8 | | | | | | | | | | | | | | |
| 11/03/92 | -- | -- | 0.00 | -- | -- | ND | -- | ND | ND | ND | ND | -- | -- | |
| 02/03/93 | -- | -- | 0.00 | -- | -- | ND | -- | ND | ND | ND | ND | -- | -- | |
| 03/01/93 | 5.12 | 6.64 | 0.00 | -1.52 | -- | -- | -- | -- | -- | -- | -- | -- | -- | |
| 04/01/93 | 5.12 | 6.55 | 0.00 | -1.43 | 0.09 | -- | -- | -- | -- | -- | -- | -- | -- | |
| 05/17/93 | 5.12 | 8.25 | 0.00 | -3.13 | -1.70 | ND | -- | ND | ND | ND | ND | -- | -- | |
| 06/15/93 | 5.12 | 8.67 | 0.00 | -3.55 | -0.42 | -- | -- | -- | -- | -- | -- | -- | -- | |
| 07/14/93 | 5.12 | 9.47 | 0.00 | -4.35 | -0.80 | -- | -- | -- | -- | -- | -- | -- | -- | |
| 08/13/93 | 5.12 | 10.00 | 0.00 | -4.88 | -0.53 | ND | -- | ND | ND | ND | ND | -- | -- | |
| 09/13/93 | 5.12 | 10.40 | 0.00 | -5.28 | -0.40 | -- | -- | -- | -- | -- | -- | -- | -- | |
| 10/14/93 | 5.12 | 10.23 | 0.00 | -5.11 | 0.17 | -- | -- | -- | -- | -- | -- | -- | -- | |
| 11/11/93 | 4.43 | 10.22 | 0.00 | -5.79 | -0.68 | ND | -- | ND | ND | ND | ND | -- | -- | |

Table 2
HISTORIC FLUID LEVELS AND SELECTED ANALYTICAL RESULTS
May 1990 Through March 2007
76 Station 3135

| Date Sampled | TOC Elevation (feet) | Depth to Water (feet) | LPH Thickness (feet) | Ground-water Elevation (feet) | Change in Elevation (feet) | TPH-G (8015M) (µg/l) | TPH-G (GC/MS) (µg/l) | Benzene (µg/l) | Toluene (µg/l) | Ethyl-benzene (µg/l) | Total Xylenes (µg/l) | MTBE (8021B) (µg/l) | MTBE (8260B) (µg/l) | Comments |
|-----------------------|-------------------------|--------------------------|-------------------------|----------------------------------|-------------------------------|-------------------------|-------------------------|-------------------|-------------------|-------------------------|-------------------------|------------------------|------------------------|-----------------------|
| MW-8 continued | | | | | | | | | | | | | | |
| 12/14/93 | 4.43 | 9.00 | 0.00 | -4.57 | 1.22 | -- | -- | -- | -- | -- | -- | -- | -- | |
| 01/10/94 | 4.43 | 9.17 | 0.00 | -4.74 | -0.17 | -- | -- | -- | -- | -- | -- | -- | -- | |
| 02/10/94 | 4.43 | 7.23 | 0.00 | -2.80 | 1.94 | ND | -- | ND | ND | ND | ND | -- | -- | |
| 03/14/94 | 4.43 | 6.94 | 0.00 | -2.51 | 0.29 | -- | -- | -- | -- | -- | -- | -- | -- | |
| 04/23/94 | 4.43 | 7.63 | 0.00 | -3.20 | -0.69 | -- | -- | -- | -- | -- | -- | -- | -- | |
| 05/05/94 | 4.43 | 7.39 | 0.00 | -2.96 | 0.24 | -- | -- | -- | -- | -- | -- | -- | -- | Sampled semi-annually |
| 06/07/94 | 4.43 | 7.44 | 0.00 | -3.01 | -0.05 | -- | -- | -- | -- | -- | -- | -- | -- | |
| 07/05/94 | 4.43 | 7.86 | 0.00 | -3.43 | -0.42 | -- | -- | -- | -- | -- | -- | -- | -- | |
| 08/02/94 | 4.43 | 8.23 | 0.00 | -3.80 | -0.37 | ND | -- | ND | ND | ND | ND | -- | -- | |
| 11/07/94 | 4.43 | 6.56 | 0.00 | -2.13 | 1.67 | -- | -- | -- | -- | -- | -- | -- | -- | |
| 12/03/94 | 4.43 | 5.60 | 0.00 | -1.17 | 0.96 | -- | -- | -- | -- | -- | -- | -- | -- | |
| 01/10/95 | 4.43 | 4.90 | 0.00 | -0.47 | 0.70 | -- | -- | -- | -- | -- | -- | -- | -- | |
| 02/01/95 | 4.43 | 5.02 | 0.00 | -0.59 | -0.12 | ND | -- | ND | ND | ND | ND | -- | -- | |
| 03/03/95 | 4.43 | 5.81 | 0.00 | -1.38 | -0.79 | -- | -- | -- | -- | -- | -- | -- | -- | |
| 05/02/95 | 4.43 | 5.73 | 0.00 | -1.30 | 0.08 | -- | -- | -- | -- | -- | -- | -- | -- | |
| 08/01/95 | 4.43 | 7.11 | 0.00 | -2.68 | -1.38 | ND | -- | ND | ND | ND | ND | -- | -- | |
| 11/01/95 | 4.43 | 8.98 | 0.00 | -4.55 | -1.87 | -- | -- | -- | -- | -- | -- | -- | -- | |
| 02/01/96 | 4.43 | 5.52 | 0.00 | -1.09 | 3.46 | ND | -- | ND | ND | ND | ND | 1.3 | -- | |
| 02/04/97 | 4.43 | 8.07 | 0.00 | -3.64 | -2.55 | ND | -- | ND | ND | ND | ND | ND | -- | |
| 02/05/98 | 4.43 | 4.97 | 0.00 | -0.54 | 3.10 | ND | -- | ND | ND | ND | ND | ND | -- | |
| 02/04/99 | 4.43 | 6.12 | 0.00 | -1.69 | -1.15 | ND | -- | ND | ND | ND | ND | ND | -- | |
| 02/12/99 | -- | -- | -- | -- | -- | -- | -- | -- | -- | -- | -- | -- | -- | |
| 02/02/00 | 4.43 | 6.11 | 0.00 | -1.68 | -- | ND | -- | ND | ND | ND | ND | ND | -- | |
| 03/05/01 | 4.43 | 6.05 | 0.00 | -1.62 | 0.06 | ND | -- | ND | ND | ND | ND | ND | -- | |

Table 2
HISTORIC FLUID LEVELS AND SELECTED ANALYTICAL RESULTS
May 1990 Through March 2007
76 Station 3135

| Date Sampled | TOC Elevation (feet) | Depth to Water (feet) | LPH Thickness (feet) | Ground-water Elevation (feet) | Change in Elevation (feet) | TPH-G (8015M) (µg/l) | TPH-G (GC/MS) (µg/l) | Benzene (µg/l) | Toluene (µg/l) | Ethyl-benzene (µg/l) | Total Xylenes (µg/l) | MTBE (8021B) (µg/l) | MTBE (8260B) (µg/l) | Comments |
|-----------------------|-------------------------|--------------------------|-------------------------|----------------------------------|-------------------------------|-------------------------|-------------------------|-------------------|-------------------|-------------------------|-------------------------|------------------------|------------------------|----------|
| MW-8 continued | | | | | | | | | | | | | | |
| 02/22/02 | 4.43 | 5.90 | 0.00 | -1.47 | 0.15 | ND<50 | -- | ND<0.50 | ND<0.50 | ND<0.50 | ND<0.50 | ND<5.0 | -- | |
| 03/10/03 | 4.43 | 6.56 | 0.00 | -2.13 | -0.66 | -- | ND<50 | ND<0.50 | ND<0.50 | ND<0.50 | ND<1.0 | -- | ND<2.0 | |
| 02/05/04 | 4.43 | 6.25 | 0.00 | -1.82 | 0.31 | -- | ND<50 | ND<0.50 | ND<0.50 | ND<0.50 | ND<1.0 | -- | ND<2.0 | |
| 08/26/04 | 4.43 | 7.33 | 0.00 | -2.90 | -1.08 | -- | ND<50 | ND<0.5 | ND<0.5 | ND<0.5 | ND<1 | -- | ND<0.5 | |
| 02/14/05 | 4.43 | 6.09 | 0.00 | -1.66 | 1.24 | -- | ND<50 | ND<0.50 | ND<0.50 | ND<0.50 | ND<1.0 | -- | ND<0.50 | |
| 09/27/05 | 4.43 | 7.47 | 0.00 | -3.04 | -1.38 | -- | ND<50 | ND<0.50 | ND<0.50 | ND<0.50 | ND<1.0 | -- | ND<0.50 | |
| 03/27/06 | 4.43 | 5.48 | 0.00 | -1.05 | 1.99 | -- | ND<50 | ND<0.50 | ND<0.50 | ND<0.50 | ND<1.0 | -- | 1.4 | |
| 09/20/06 | 4.43 | 7.23 | 0.00 | -2.80 | -1.75 | -- | ND<50 | ND<0.50 | ND<0.50 | ND<0.50 | ND<0.50 | -- | ND<0.50 | |
| 03/20/07 | 4.43 | 6.37 | 0.00 | -1.94 | 0.86 | -- | ND<50 | ND<0.50 | ND<0.50 | ND<0.50 | ND<0.50 | -- | ND<0.50 | |
| MW-9 | | | | | | | | | | | | | | |
| 11/03/92 | -- | -- | -- | -- | -- | ND | -- | ND | ND | ND | ND | -- | -- | |
| 02/03/93 | -- | -- | -- | -- | -- | ND | -- | ND | ND | ND | ND | -- | -- | |
| 03/01/93 | 4.84 | 6.22 | 0.00 | -1.38 | -- | -- | -- | -- | -- | -- | -- | -- | -- | |
| 04/01/93 | 4.84 | 6.17 | 0.00 | -1.33 | 0.05 | -- | -- | -- | -- | -- | -- | -- | -- | |
| 05/17/93 | 4.84 | 7.95 | 0.00 | -3.11 | -1.78 | ND | -- | ND | ND | ND | ND | -- | -- | |
| 06/15/93 | 4.84 | 8.34 | 0.00 | -3.50 | -0.39 | -- | -- | -- | -- | -- | -- | -- | -- | |
| 07/14/93 | 4.84 | 9.13 | 0.00 | -4.29 | -0.79 | -- | -- | -- | -- | -- | -- | -- | -- | |
| 08/13/93 | 4.84 | 9.69 | 0.00 | -4.85 | -0.56 | ND | -- | ND | ND | ND | ND | -- | -- | |
| 09/13/93 | 4.84 | 10.10 | 0.00 | -5.26 | -0.41 | -- | -- | -- | -- | -- | -- | -- | -- | |
| 10/14/93 | 4.84 | 10.23 | 0.00 | -5.39 | -0.13 | -- | -- | -- | -- | -- | -- | -- | -- | |
| 11/11/93 | 4.60 | 10.39 | 0.00 | -5.79 | -0.40 | ND | -- | ND | ND | ND | ND | -- | -- | |
| 12/14/93 | 4.60 | 9.14 | 0.00 | -4.54 | 1.25 | -- | -- | -- | -- | -- | -- | -- | -- | |
| 01/10/94 | 4.60 | 9.27 | 0.00 | -4.67 | -0.13 | -- | -- | -- | -- | -- | -- | -- | -- | |
| 02/10/94 | 4.60 | 7.20 | 0.00 | -2.60 | 2.07 | ND | -- | ND | ND | ND | ND | -- | -- | |

Table 2
HISTORIC FLUID LEVELS AND SELECTED ANALYTICAL RESULTS
May 1990 Through March 2007
76 Station 3135

| Date Sampled | TOC Elevation (feet) | Depth to Water (feet) | LPH Thickness (feet) | Ground-water Elevation (feet) | Change in Elevation (feet) | TPH-G (8015M) (µg/l) | TPH-G (GC/MS) (µg/l) | Benzene (µg/l) | Toluene (µg/l) | Ethyl-benzene (µg/l) | Total Xylenes (µg/l) | MTBE (8021B) (µg/l) | MTBE (8260B) (µg/l) | Comments |
|-----------------------|-------------------------|--------------------------|-------------------------|----------------------------------|-------------------------------|-------------------------|-------------------------|-------------------|-------------------|-------------------------|-------------------------|------------------------|------------------------|-----------------------|
| MW-9 continued | | | | | | | | | | | | | | |
| 03/14/94 | 4.60 | 7.06 | 0.00 | -2.46 | 0.14 | -- | -- | -- | -- | -- | -- | -- | -- | |
| 04/23/94 | 4.60 | 7.79 | 0.00 | -3.19 | -0.73 | -- | -- | -- | -- | -- | -- | -- | -- | |
| 05/05/94 | 4.60 | 7.52 | 0.00 | -2.92 | 0.27 | -- | -- | -- | -- | -- | -- | -- | -- | Sampled semi-annually |
| 06/07/94 | 4.60 | 7.54 | 0.00 | -2.94 | -0.02 | -- | -- | -- | -- | -- | -- | -- | -- | |
| 07/05/94 | 4.60 | 7.98 | 0.00 | -3.38 | -0.44 | -- | -- | -- | -- | -- | -- | -- | -- | |
| 08/02/94 | 4.60 | 8.34 | 0.00 | -3.74 | -0.36 | ND | -- | ND | ND | ND | ND | -- | -- | |
| 11/07/94 | 4.60 | 6.44 | 0.00 | -1.84 | 1.90 | -- | -- | -- | -- | -- | -- | -- | -- | |
| 12/03/94 | 4.60 | 5.68 | 0.00 | -1.08 | 0.76 | -- | -- | -- | -- | -- | -- | -- | -- | |
| 01/10/95 | 4.60 | 4.98 | 0.00 | -0.38 | 0.70 | -- | -- | -- | -- | -- | -- | -- | -- | |
| 02/01/95 | 4.60 | 5.18 | 0.00 | -0.58 | -0.20 | ND | -- | ND | ND | ND | ND | -- | -- | |
| 03/03/95 | 4.60 | 5.90 | 0.00 | -1.30 | -0.72 | -- | -- | -- | -- | -- | -- | -- | -- | |
| 05/02/95 | 4.60 | 5.86 | 0.00 | -1.26 | 0.04 | -- | -- | -- | -- | -- | -- | -- | -- | |
| 08/01/95 | 4.60 | 7.30 | 0.00 | -2.70 | -1.44 | ND | -- | ND | ND | ND | ND | -- | -- | |
| 11/01/95 | 4.60 | 8.66 | 0.00 | -4.06 | -1.36 | -- | -- | -- | -- | -- | -- | -- | -- | |
| 02/01/96 | 4.60 | 5.14 | 0.00 | -0.54 | 3.52 | ND | -- | ND | ND | ND | ND | ND | -- | |
| 02/04/97 | 4.60 | 8.12 | 0.00 | -3.52 | -2.98 | ND | -- | ND | ND | ND | ND | ND | -- | |
| 02/05/98 | 4.60 | 4.95 | 0.00 | -0.35 | 3.17 | ND | -- | ND | ND | ND | ND | ND | -- | |
| 02/04/99 | 4.60 | 5.81 | 0.00 | -1.21 | -0.86 | ND | -- | ND | ND | ND | ND | ND | -- | |
| 02/12/99 | -- | -- | -- | -- | -- | -- | -- | -- | -- | -- | -- | -- | -- | |
| 02/02/00 | 4.60 | 5.71 | 0.00 | -1.11 | -- | ND | -- | ND | ND | ND | ND | ND | -- | |
| 03/05/01 | 4.60 | 5.67 | 0.00 | -1.07 | 0.04 | ND | -- | ND | ND | ND | ND | ND | -- | |
| 02/22/02 | 4.60 | 5.61 | 0.00 | -1.01 | 0.06 | ND<50 | -- | ND<0.50 | ND<0.50 | ND<0.50 | ND<0.50 | ND<5.0 | -- | |
| 03/10/03 | 4.60 | 6.16 | 0.00 | -1.56 | -0.55 | -- | ND<50 | ND<0.50 | ND<0.50 | ND<0.50 | ND<1.0 | -- | ND<2.0 | |
| 02/05/04 | 4.60 | 5.58 | 0.00 | -0.98 | 0.58 | -- | ND<50 | ND<0.50 | ND<0.50 | ND<0.50 | ND<1.0 | -- | ND<2.0 | |

Table 2
HISTORIC FLUID LEVELS AND SELECTED ANALYTICAL RESULTS
May 1990 Through March 2007
76 Station 3135

| Date Sampled | TOC Elevation (feet) | Depth to Water (feet) | LPH Thickness (feet) | Ground-water Elevation (feet) | Change in Elevation (feet) | TPH-G (8015M) (µg/l) | TPH-G (GC/MS) (µg/l) | Benzene (µg/l) | Toluene (µg/l) | Ethyl-benzene (µg/l) | Total Xylenes (µg/l) | MTBE (8021B) (µg/l) | MTBE (8260B) (µg/l) | Comments |
|-----------------------|-------------------------|--------------------------|-------------------------|----------------------------------|-------------------------------|-------------------------|-------------------------|-------------------|-------------------|-------------------------|-------------------------|------------------------|------------------------|----------|
| MW-9 continued | | | | | | | | | | | | | | |
| 08/26/04 | 4.60 | 7.13 | 0.00 | -2.53 | -1.55 | -- | ND<50 | ND<0.5 | ND<0.5 | ND<0.5 | ND<1 | -- | ND<0.5 | |
| 02/14/05 | 4.60 | 5.92 | 0.00 | -1.32 | 1.21 | -- | ND<50 | ND<0.50 | ND<0.50 | 0.72 | 1.0 | -- | ND<0.50 | |
| 09/27/05 | 4.60 | 7.43 | 0.00 | -2.83 | -1.51 | -- | ND<50 | ND<0.50 | ND<0.50 | ND<0.50 | ND<1.0 | -- | ND<0.50 | |
| 03/27/06 | 4.60 | 5.14 | 0.00 | -0.54 | 2.29 | -- | ND<50 | ND<0.50 | ND<0.50 | ND<0.50 | ND<1.0 | -- | ND<0.50 | |
| 09/20/06 | 4.60 | 7.25 | 0.00 | -2.65 | -2.11 | -- | ND<50 | ND<0.50 | ND<0.50 | ND<0.50 | ND<0.50 | -- | ND<0.50 | |
| 03/20/07 | 4.60 | 5.97 | 0.00 | -1.37 | 1.28 | -- | ND<50 | ND<0.50 | ND<0.50 | ND<0.50 | ND<0.50 | -- | ND<0.50 | |
| MW-10 | | | | | | | | | | | | | | |
| 11/03/92 | -- | -- | 0.00 | -- | -- | 740 | -- | 11 | 2.1 | 32 | 56 | -- | -- | |
| 02/03/93 | -- | -- | 0.00 | -- | -- | 1200 | -- | ND | ND | ND | ND | -- | -- | |
| 03/01/93 | 3.34 | 5.82 | 0.00 | -2.48 | -- | -- | -- | -- | -- | -- | -- | -- | -- | |
| 04/01/93 | 3.34 | 5.69 | 0.00 | -2.35 | 0.13 | -- | -- | -- | -- | -- | -- | -- | -- | |
| 05/17/93 | 3.34 | 7.04 | 0.00 | -3.70 | -1.35 | 1200 | -- | ND | ND | ND | ND | -- | -- | |
| 06/15/93 | 3.34 | 7.22 | 0.00 | -3.88 | -0.18 | -- | -- | -- | -- | -- | -- | -- | -- | |
| 07/14/93 | 3.34 | 8.01 | 0.00 | -4.67 | -0.79 | -- | -- | -- | -- | -- | -- | -- | -- | |
| 08/13/93 | 3.34 | 8.42 | 0.00 | -5.08 | -0.41 | 1500 | -- | ND | ND | 41 | 21 | -- | -- | |
| 09/13/93 | 3.34 | 8.74 | 0.00 | -5.40 | -0.32 | -- | -- | -- | -- | -- | -- | -- | -- | |
| 10/14/93 | 3.34 | 8.57 | 0.00 | -5.23 | 0.17 | -- | -- | -- | -- | -- | -- | -- | -- | |
| 11/11/93 | 2.69 | 8.59 | 0.00 | -5.90 | -0.67 | 1600 | -- | ND | ND | ND | ND | -- | -- | |
| 12/14/93 | 2.69 | 7.50 | 0.00 | -4.81 | 1.09 | -- | -- | -- | -- | -- | -- | -- | -- | |
| 01/10/94 | 2.69 | 7.69 | 0.00 | -5.00 | -0.19 | -- | -- | -- | -- | -- | -- | -- | -- | |
| 02/10/94 | 2.69 | 8.21 | 0.00 | -5.52 | -0.52 | 1480 | -- | ND | ND | ND | ND | -- | -- | |
| 03/14/94 | 2.69 | 5.56 | 0.00 | -2.87 | 2.65 | -- | -- | -- | -- | -- | -- | -- | -- | |
| 04/23/94 | 2.69 | 6.22 | 0.00 | -3.53 | -0.66 | -- | -- | -- | -- | -- | -- | -- | -- | |
| 05/05/94 | 2.69 | 6.03 | 0.00 | -3.34 | 0.19 | 1000 | -- | ND | ND | ND | ND | -- | -- | |

Table 2
HISTORIC FLUID LEVELS AND SELECTED ANALYTICAL RESULTS
May 1990 Through March 2007
76 Station 3135

| Date Sampled | TOC Elevation (feet) | Depth to Water (feet) | LPH Thickness (feet) | Ground-water Elevation (feet) | Change in Elevation (feet) | TPH-G (8015M) (µg/l) | TPH-G (GC/MS) (µg/l) | Benzene (µg/l) | Toluene (µg/l) | Ethyl-benzene (µg/l) | Total Xylenes (µg/l) | MTBE (8021B) (µg/l) | MTBE (8260B) (µg/l) | Comments |
|------------------------|-------------------------|--------------------------|-------------------------|----------------------------------|-------------------------------|-------------------------|-------------------------|-------------------|-------------------|-------------------------|-------------------------|------------------------|------------------------|----------|
| MW-10 continued | | | | | | | | | | | | | | |
| 06/07/94 | 2.69 | 6.10 | 0.00 | -3.41 | -0.07 | -- | -- | -- | -- | -- | -- | -- | -- | |
| 07/05/94 | 2.69 | 6.38 | 0.00 | -3.69 | -0.28 | -- | -- | -- | -- | -- | -- | -- | -- | |
| 08/02/94 | 2.69 | 6.67 | 0.00 | -3.98 | -0.29 | 95 | -- | ND | ND | ND | ND | -- | -- | |
| 11/07/94 | 2.69 | 6.08 | 0.00 | -3.39 | 0.59 | 1100 | -- | ND | ND | ND | ND | -- | -- | |
| 12/03/94 | 2.69 | 4.68 | 0.00 | -1.99 | 1.40 | -- | -- | -- | -- | -- | -- | -- | -- | |
| 01/10/95 | 2.69 | 4.21 | 0.00 | -1.52 | 0.47 | -- | -- | -- | -- | -- | -- | -- | -- | |
| 02/01/95 | 2.69 | 4.26 | 0.00 | -1.57 | -0.05 | 560 | -- | ND | ND | ND | ND | -- | -- | |
| 03/03/95 | 2.69 | 4.94 | 0.00 | -2.25 | -0.68 | -- | -- | -- | -- | -- | -- | -- | -- | |
| 05/02/95 | 2.69 | 4.80 | 0.00 | -2.11 | 0.14 | 840 | -- | ND | ND | ND | 9.5 | -- | -- | |
| 08/01/95 | 2.69 | 5.79 | 0.00 | -3.10 | -0.99 | ND | -- | ND | ND | ND | ND | -- | -- | |
| 11/01/95 | 2.69 | 6.95 | 0.00 | -4.26 | -1.16 | ND | -- | ND | ND | ND | ND | 830 | -- | |
| 02/01/96 | 2.69 | 4.31 | 0.00 | -1.62 | 2.64 | ND | -- | ND | ND | ND | ND | 1300 | -- | |
| 02/04/97 | 2.69 | 6.59 | 0.00 | -3.90 | -2.28 | ND | -- | ND | ND | ND | ND | ND | -- | |
| 02/05/98 | 2.69 | 3.76 | 0.00 | -1.07 | 2.83 | ND | -- | ND | ND | ND | ND | 500 | -- | |
| 02/04/99 | 2.69 | 4.68 | 0.00 | -1.99 | -0.92 | ND | -- | ND | ND | ND | ND | 620 | 850 | |
| 02/12/99 | -- | -- | -- | -- | -- | -- | -- | -- | -- | -- | -- | -- | -- | |
| 02/02/00 | 2.69 | 4.85 | 0.00 | -2.16 | -- | ND | -- | ND | ND | ND | ND | 737 | 696 | |
| 03/05/01 | 2.69 | 4.81 | 0.00 | -2.12 | 0.04 | ND | -- | ND | ND | ND | ND | 121 | -- | |
| 02/22/02 | 2.69 | 4.53 | 0.00 | -1.84 | 0.28 | ND<50 | -- | ND<0.50 | ND<0.50 | ND<0.50 | ND<0.50 | 870 | 780 | |
| 03/10/03 | 2.69 | 4.98 | 0.00 | -2.29 | -0.45 | -- | 370 | ND<2.5 | ND<2.5 | ND<2.5 | ND<5.0 | -- | 320 | |
| 02/05/04 | 2.69 | 5.32 | 0.00 | -2.63 | -0.34 | -- | 320 | ND<2.5 | ND<2.5 | ND<2.5 | ND<5.0 | -- | 300 | |
| 08/26/04 | 2.69 | 5.45 | 0.00 | -2.76 | -0.13 | -- | ND<50 | ND<0.5 | ND<0.5 | ND<0.5 | ND<1 | -- | 13 | |
| 02/14/05 | 2.69 | 4.81 | 0.00 | -2.12 | 0.64 | -- | ND<50 | ND<0.50 | ND<0.50 | ND<0.50 | ND<1.0 | -- | 10 | |
| 09/27/05 | 2.69 | 5.97 | 0.00 | -3.28 | -1.16 | -- | ND<50 | ND<0.50 | ND<0.50 | ND<0.50 | ND<1.0 | -- | 5.2 | |

Table 2
HISTORIC FLUID LEVELS AND SELECTED ANALYTICAL RESULTS
May 1990 Through March 2007
76 Station 3135

| Date Sampled | TOC Elevation (feet) | Depth to Water (feet) | LPH Thickness (feet) | Ground-water Elevation (feet) | Change in Elevation (feet) | TPH-G (8015M) (µg/l) | TPH-G (GC/MS) (µg/l) | Benzene (µg/l) | Toluene (µg/l) | Ethyl-benzene (µg/l) | Total Xylenes (µg/l) | MTBE (8021B) (µg/l) | MTBE (8260B) (µg/l) | Comments |
|------------------------|-------------------------|--------------------------|-------------------------|----------------------------------|-------------------------------|-------------------------|-------------------------|-------------------|-------------------|-------------------------|-------------------------|------------------------|------------------------|---------------------------|
| MW-10 continued | | | | | | | | | | | | | | |
| 03/27/06 | 2.69 | 3.87 | 0.00 | -1.18 | 2.10 | -- | ND<50 | ND<0.50 | ND<0.50 | ND<0.50 | ND<1.0 | -- | 6.8 | |
| 09/20/06 | 2.69 | 6.77 | 0.00 | -4.08 | -2.90 | -- | ND<50 | ND<0.50 | ND<0.50 | ND<0.50 | ND<0.50 | -- | 5.3 | |
| 03/20/07 | 2.69 | 4.88 | 0.00 | -2.19 | 1.89 | -- | ND<50 | ND<0.50 | ND<0.50 | ND<0.50 | ND<0.50 | -- | 3.7 | |
| MW-11 | | | | | | | | | | | | | | |
| 08/10/01 | 2.63 | 5.70 | 0.00 | -3.07 | -- | ND<50 | -- | ND<0.50 | ND<0.50 | ND<0.50 | ND<0.50 | ND<5.0 | ND<2.0 | |
| 02/22/02 | 2.63 | 5.43 | 0.00 | -2.80 | 0.27 | ND<50 | -- | ND<0.50 | ND<0.50 | ND<0.50 | ND<0.50 | ND<5.0 | ND<2.0 | |
| 03/10/03 | 2.63 | 5.41 | 0.00 | -2.78 | 0.02 | -- | ND<50 | ND<0.50 | ND<0.50 | ND<0.50 | ND<1.0 | -- | ND<2.0 | |
| 02/05/04 | 2.63 | -- | -- | -- | -- | -- | -- | -- | -- | -- | -- | -- | -- | Inaccessible, locked gate |
| 08/26/04 | 2.63 | 5.35 | 0.00 | -2.72 | -- | -- | ND<50 | ND<0.5 | ND<0.5 | ND<0.5 | ND<1 | -- | ND<0.5 | |
| 02/14/05 | 2.63 | 5.12 | 0.00 | -2.49 | 0.23 | -- | ND<50 | ND<0.50 | ND<0.50 | ND<0.50 | ND<1.0 | -- | ND<0.50 | |
| 09/27/05 | 2.63 | 5.18 | 0.00 | -2.55 | -0.06 | -- | ND<50 | ND<0.50 | ND<0.50 | ND<0.50 | ND<1.0 | -- | ND<0.50 | |
| 03/27/06 | 2.63 | 4.88 | 0.00 | -2.25 | 0.30 | -- | ND<50 | ND<0.50 | ND<0.50 | ND<0.50 | ND<1.0 | -- | ND<0.50 | |
| 09/20/06 | 2.63 | 5.53 | 0.00 | -2.90 | -0.65 | -- | ND<50 | ND<0.50 | ND<0.50 | ND<0.50 | ND<0.50 | -- | ND<0.50 | |
| 03/20/07 | 2.63 | 5.28 | 0.00 | -2.65 | 0.25 | -- | ND<50 | ND<0.50 | ND<0.50 | ND<0.50 | ND<0.50 | -- | ND<0.50 | |

Table 2 a
ADDITIONAL HISTORIC ANALYTICAL RESULTS
76 Station 3135

| Date Sampled | TPH-D (µg/l) | TBA (µg/l) | Ethanol (8260B) (µg/l) | Ethylene- dibromide (EDB) (µg/l) | 1,2-DCA (EDC) (µg/l) | DIPE (µg/l) | ETBE (µg/l) | TAME (µg/l) | Iron Ferrou (µg/l) | Nitrate (mg/l) | Sulfate (mg/l) | Redox Potential (ORP-Lab) (mV) | Pre-purge Dissolved Oxygen (mg/l) | Pre-purge ORP (mV) |
|--------------|-----------------|---------------|------------------------------|---|----------------------------|----------------|----------------|----------------|-----------------------|-------------------|-------------------|---|--|--------------------------|
| MW-1 | | | | | | | | | | | | | | |
| 02/21/91 | 690 | -- | -- | -- | -- | -- | -- | -- | -- | -- | -- | -- | -- | -- |
| 08/05/91 | 200 | -- | -- | -- | -- | -- | -- | -- | -- | -- | -- | -- | -- | -- |
| 11/05/91 | 260 | -- | -- | -- | -- | -- | -- | -- | -- | -- | -- | -- | -- | -- |
| 02/07/92 | ND | -- | -- | -- | -- | -- | -- | -- | -- | -- | -- | -- | -- | -- |
| 05/05/92 | 120 | -- | -- | -- | -- | -- | -- | -- | -- | -- | -- | -- | -- | -- |
| 08/03/92 | 220 | -- | -- | -- | -- | -- | -- | -- | -- | -- | -- | -- | -- | -- |
| 11/03/92 | 400 | -- | -- | -- | -- | -- | -- | -- | -- | -- | -- | -- | -- | -- |
| 02/03/93 | ND | -- | -- | -- | -- | -- | -- | -- | -- | -- | -- | -- | -- | -- |
| 05/17/93 | 490 | -- | -- | -- | -- | -- | -- | -- | -- | -- | -- | -- | -- | -- |
| 08/13/93 | 170 | -- | -- | -- | -- | -- | -- | -- | -- | -- | -- | -- | -- | -- |
| 11/11/93 | 160 | -- | -- | -- | -- | -- | -- | -- | -- | -- | -- | -- | -- | -- |
| 02/10/94 | ND | -- | -- | -- | -- | -- | -- | -- | -- | -- | -- | -- | -- | -- |
| 05/05/94 | ND | -- | -- | -- | -- | -- | -- | -- | -- | -- | -- | -- | -- | -- |
| 08/02/94 | 130 | -- | -- | -- | -- | -- | -- | -- | -- | -- | -- | -- | -- | -- |
| 11/07/94 | 270 | -- | -- | -- | -- | -- | -- | -- | -- | -- | -- | -- | -- | -- |
| 02/01/95 | ND | -- | -- | -- | -- | -- | -- | -- | -- | -- | -- | -- | -- | -- |
| 05/02/95 | 120 | -- | -- | -- | -- | -- | -- | -- | -- | -- | -- | -- | -- | -- |
| 08/01/95 | 86 | -- | -- | -- | -- | -- | -- | -- | -- | -- | -- | -- | -- | -- |
| 11/01/95 | 190 | -- | -- | -- | -- | -- | -- | -- | -- | -- | -- | -- | -- | -- |
| 02/01/96 | 90 | -- | -- | -- | -- | -- | -- | -- | -- | -- | -- | -- | -- | -- |
| 02/04/99 | -- | -- | -- | -- | -- | -- | -- | -- | -- | 7.0 | 4.4 | -54 | 3.56 | -- |
| 02/12/99 | -- | -- | -- | -- | -- | -- | -- | -- | 3300 | -- | -- | 470 | -- | -- |
| 02/02/00 | -- | -- | -- | -- | -- | -- | -- | -- | 45.6 | ND | 13.7 | 484 | 3.83 | -- |
| 03/05/01 | -- | ND | ND | ND | ND | ND | ND | ND | 16.1 | 3.41 | 7.12 | 492 | 3.97 | -- |
| 02/22/02 | -- | ND<330 | ND<1700 | ND<6.7 | ND<6.7 | ND<6.7 | ND<6.7 | ND<6.7 | ND<100 | ND<0.50 | 3.4 | 210 | 4.38 | -- |
| 03/10/03 | -- | ND<1000 | ND<5000 | ND<20 | ND<20 | ND<20 | ND<20 | ND<20 | 4200 | ND<1.0 | 8.3 | 180 | 1.2 | -- |

Table 2 a
ADDITIONAL HISTORIC ANALYTICAL RESULTS
76 Station 3135

| Date Sampled | TPH-D (µg/l) | TBA (µg/l) | Ethanol (8260B) (µg/l) | Ethylene- dibromide (EDB) (µg/l) | 1,2-DCA (EDC) (µg/l) | DIPE (µg/l) | ETBE (µg/l) | TAME (µg/l) | Iron Ferrou (µg/l) | Nitrate (mg/l) | Sulfate (mg/l) | Redox Potential (ORP-Lab) (mV) | Pre-purge Dissolved Oxygen (mg/l) | Pre-purge ORP (mV) |
|-----------------------|-----------------|---------------|------------------------------|---|----------------------------|----------------|----------------|----------------|-----------------------|-------------------|-------------------|---|--|--------------------------|
| MW-1 continued | | | | | | | | | | | | | | |
| 02/05/04 | -- | -- | ND<500 | -- | -- | -- | -- | -- | 3000 | ND<1.0 | 3.4 | -- | -- | -- |
| 08/26/04 | -- | -- | ND<1000 | -- | -- | -- | -- | -- | 3200 | ND<0.88 | 11 | -- | -- | -- |
| 02/14/05 | -- | -- | ND<50 | -- | -- | -- | -- | -- | 2000 | ND<1.0 | 41 | -89 | 1.52 | -- |
| 09/27/05 | -- | -- | ND<250 | -- | -- | -- | -- | -- | 6200 | ND<0.10 | 52 | -- | 4.39 | -90 |
| 03/27/06 | -- | -- | ND<250 | -- | -- | -- | -- | -- | 2700 | ND<1.0 | 22 | -- | 0.64 | -013 |
| 09/20/06 | -- | -- | ND<250 | -- | -- | -- | -- | -- | 4900 | ND<0.10 | 23 | -- | 0.73 | -100 |
| 03/20/07 | -- | -- | ND<250 | -- | -- | -- | -- | -- | 4700 | ND<0.10 | 26 | -- | 0.84 | -97 |
| MW-2 | | | | | | | | | | | | | | |
| 08/28/90 | 3100 | -- | -- | -- | -- | -- | -- | -- | -- | -- | -- | -- | -- | -- |
| 11/26/90 | 3800 | -- | -- | -- | -- | -- | -- | -- | -- | -- | -- | -- | -- | -- |
| 02/21/91 | 7000 | -- | -- | -- | -- | -- | -- | -- | -- | -- | -- | -- | -- | -- |
| 08/05/91 | 4200 | -- | -- | -- | -- | -- | -- | -- | -- | -- | -- | -- | -- | -- |
| 11/05/91 | 3900 | -- | -- | -- | -- | -- | -- | -- | -- | -- | -- | -- | -- | -- |
| 02/07/92 | 2300 | -- | -- | -- | -- | -- | -- | -- | -- | -- | -- | -- | -- | -- |
| 05/05/92 | 4600 | -- | -- | -- | -- | -- | -- | -- | -- | -- | -- | -- | -- | -- |
| 08/03/92 | 3300 | -- | -- | -- | -- | -- | -- | -- | -- | -- | -- | -- | -- | -- |
| 11/03/92 | 9600 | -- | -- | -- | -- | -- | -- | -- | -- | -- | -- | -- | -- | -- |
| 02/03/93 | 3900 | -- | -- | -- | -- | -- | -- | -- | -- | -- | -- | -- | -- | -- |
| 05/17/93 | 5500 | -- | -- | -- | -- | -- | -- | -- | -- | -- | -- | -- | -- | -- |
| 08/13/93 | 2800 | -- | -- | -- | -- | -- | -- | -- | -- | -- | -- | -- | -- | -- |
| 11/11/93 | 7000 | -- | -- | -- | -- | -- | -- | -- | -- | -- | -- | -- | -- | -- |
| 02/10/94 | 2000 | -- | -- | -- | -- | -- | -- | -- | -- | -- | -- | -- | -- | -- |
| 05/05/94 | 3100 | -- | -- | -- | -- | -- | -- | -- | -- | -- | -- | -- | -- | -- |
| 08/02/94 | 8500 | -- | -- | -- | -- | -- | -- | -- | -- | -- | -- | -- | -- | -- |
| 11/07/94 | 3100 | -- | -- | -- | -- | -- | -- | -- | -- | -- | -- | -- | -- | -- |
| 02/01/95 | 1800 | -- | -- | -- | -- | -- | -- | -- | -- | -- | -- | -- | -- | -- |

Table 2 a
ADDITIONAL HISTORIC ANALYTICAL RESULTS
76 Station 3135

| Date Sampled | TPH-D (µg/l) | TBA (µg/l) | Ethanol (8260B) (µg/l) | Ethylene- dibromide (EDB) (µg/l) | 1,2-DCA (EDC) (µg/l) | DIPE (µg/l) | ETBE (µg/l) | TAME (µg/l) | Iron Ferrou (µg/l) | Nitrate (mg/l) | Sulfate (mg/l) | Redox Potential (ORP-Lab) (mV) | Pre-purge Dissolved Oxygen (mg/l) | Pre-purge ORP (mV) |
|-----------------------|-----------------|---------------|------------------------------|---|----------------------------|----------------|----------------|----------------|-----------------------|-------------------|-------------------|---|--|--------------------------|
| MW-2 continued | | | | | | | | | | | | | | |
| 05/02/95 | 2300 | -- | -- | -- | -- | -- | -- | -- | -- | -- | -- | -- | -- | -- |
| 08/01/95 | 2900 | -- | -- | -- | -- | -- | -- | -- | -- | -- | -- | -- | -- | -- |
| 11/01/95 | 4100 | -- | -- | -- | -- | -- | -- | -- | -- | -- | -- | -- | -- | -- |
| 02/01/96 | 5500 | -- | -- | -- | -- | -- | -- | -- | -- | -- | -- | -- | -- | -- |
| 08/28/98 | -- | -- | -- | -- | -- | -- | -- | -- | -- | -- | -- | -- | 0.7 | -- |
| 02/04/99 | -- | -- | -- | -- | -- | -- | -- | -- | -- | ND | 12 | -104 | 3.64 | -- |
| 02/12/99 | -- | -- | -- | -- | -- | -- | -- | -- | 4300 | -- | -- | 380 | -- | -- |
| 02/02/00 | -- | -- | -- | -- | -- | -- | -- | -- | 1700 | ND | 15.2 | 55.3 | 3.28 | -- |
| 03/05/01 | -- | -- | -- | -- | -- | -- | -- | -- | 81.2 | 2.91 | 53.7 | 480 | 2.9 | -- |
| 02/22/02 | -- | ND<100 | ND<500 | ND<2.0 | ND<2.0 | ND<2.0 | ND<2.0 | ND<2.0 | ND<100 | ND<0.50 | 38 | 270 | 2.66 | -- |
| 03/10/03 | -- | ND<100 | ND<500 | ND<2.0 | ND<2.0 | ND<2.0 | ND<2.0 | ND<2.0 | 11000 | ND<1.0 | 34 | 110 | 1.2 | -- |
| 02/05/04 | -- | -- | ND<500 | -- | -- | -- | -- | -- | 7600 | ND<1.0 | 26 | -- | -- | -- |
| 08/26/04 | -- | -- | ND<1000 | -- | -- | -- | -- | -- | 7000 | ND<0.44 | 3.3 | -- | -- | -- |
| 02/14/05 | -- | -- | ND<50 | -- | -- | -- | -- | -- | 4600 | ND<1.0 | 24 | -- | 2.50 | -- |
| 09/27/05 | -- | -- | ND<250 | -- | -- | -- | -- | -- | 32000 | ND<0.10 | 4.2 | -- | 5.22 | -103 |
| 03/27/06 | -- | -- | ND<250 | -- | -- | -- | -- | -- | 37000 | ND<0.10 | 15 | -- | 0.73 | -102 |
| 09/20/06 | -- | -- | ND<250 | -- | -- | -- | -- | -- | 24000 | ND<0.10 | 9.4 | -- | 1.01 | -64 |
| 03/20/07 | -- | -- | ND<250 | -- | -- | -- | -- | -- | 64000 | ND<0.10 | 2.7 | -- | 0.82 | -118 |
| MW-3 | | | | | | | | | | | | | | |
| 08/05/91 | 63 | -- | -- | -- | -- | -- | -- | -- | -- | -- | -- | -- | -- | -- |
| 11/05/91 | ND | -- | -- | -- | -- | -- | -- | -- | -- | -- | -- | -- | -- | -- |
| 02/07/92 | ND | -- | -- | -- | -- | -- | -- | -- | -- | -- | -- | -- | -- | -- |
| 05/05/92 | 56 | -- | -- | -- | -- | -- | -- | -- | -- | -- | -- | -- | -- | -- |
| 08/03/92 | 58 | -- | -- | -- | -- | -- | -- | -- | -- | -- | -- | -- | -- | -- |
| 11/03/92 | 52 | -- | -- | -- | -- | -- | -- | -- | -- | -- | -- | -- | -- | -- |
| 02/03/93 | ND | -- | -- | -- | -- | -- | -- | -- | -- | -- | -- | -- | -- | -- |

Table 2 a
ADDITIONAL HISTORIC ANALYTICAL RESULTS
76 Station 3135

| Date Sampled | TPH-D (µg/l) | TBA (µg/l) | Ethanol (8260B) (µg/l) | Ethylene- dibromide (EDB) (µg/l) | 1,2-DCA (EDC) (µg/l) | DIPE (µg/l) | ETBE (µg/l) | TAME (µg/l) | Iron Ferrou (µg/l) | Nitrate (mg/l) | Sulfate (mg/l) | Redox Potential (ORP-Lab) (mV) | Pre-purge Dissolved Oxygen (mg/l) | Pre-purge ORP (mV) |
|-----------------------|-----------------|---------------|------------------------------|---|----------------------------|----------------|----------------|----------------|-----------------------|-------------------|-------------------|---|--|--------------------------|
| MW-3 continued | | | | | | | | | | | | | | |
| 05/17/93 | 53 | -- | -- | -- | -- | -- | -- | -- | -- | -- | -- | -- | -- | -- |
| 08/13/93 | ND | -- | -- | -- | -- | -- | -- | -- | -- | -- | -- | -- | -- | -- |
| 11/11/93 | 51 | -- | -- | -- | -- | -- | -- | -- | -- | -- | -- | -- | -- | -- |
| 02/10/94 | 50 | -- | -- | -- | -- | -- | -- | -- | -- | -- | -- | -- | -- | -- |
| 05/05/94 | 66 | -- | -- | -- | -- | -- | -- | -- | -- | -- | -- | -- | -- | -- |
| 08/02/94 | 76 | -- | -- | -- | -- | -- | -- | -- | -- | -- | -- | -- | -- | -- |
| 11/07/94 | ND | -- | -- | -- | -- | -- | -- | -- | -- | -- | -- | -- | -- | -- |
| 02/01/95 | ND | -- | -- | -- | -- | -- | -- | -- | -- | -- | -- | -- | -- | -- |
| 05/02/95 | 56 | -- | -- | -- | -- | -- | -- | -- | -- | -- | -- | -- | -- | -- |
| 08/01/95 | ND | -- | -- | -- | -- | -- | -- | -- | -- | -- | -- | -- | -- | -- |
| 11/01/95 | 200 | -- | -- | -- | -- | -- | -- | -- | -- | -- | -- | -- | -- | -- |
| 02/01/96 | 160 | -- | -- | -- | -- | -- | -- | -- | -- | -- | -- | -- | -- | -- |
| 02/04/99 | -- | -- | -- | -- | -- | -- | -- | -- | -- | ND | 47 | -064 | 5.34 | -- |
| 02/12/99 | -- | -- | -- | -- | -- | -- | -- | -- | 1400 | -- | -- | 460 | -- | -- |
| 02/02/00 | -- | -- | -- | -- | -- | -- | -- | -- | 123 | ND | 26 | 45 | 6.06 | -- |
| 03/05/01 | -- | -- | -- | -- | -- | -- | -- | -- | 27.9 | 3.52 | 70.1 | 476 | 4.93 | -- |
| 02/22/02 | -- | ND<250 | ND<1200 | ND<5.0 | ND<5.0 | ND<5.0 | ND<5.0 | ND<5.0 | ND<100 | ND<0.50 | 49 | 250 | 4.16 | -- |
| 03/10/03 | -- | ND<100 | ND<500 | ND<2.0 | ND<2.0 | ND<2.0 | ND<2.0 | ND<2.0 | 10000 | ND<1.0 | 76 | 200 | 1.2 | -- |
| 02/05/04 | -- | -- | ND<500 | -- | -- | -- | -- | -- | 7300 | ND<1.0 | 68 | -- | -- | -- |
| 08/26/04 | -- | -- | ND<1000 | -- | -- | -- | -- | -- | 7200 | ND<0.44 | 15 | -- | -- | -- |
| 02/14/05 | -- | -- | ND<50 | -- | -- | -- | -- | -- | 2200 | ND<1.0 | 50 | -58 | 3.42 | -- |
| 09/27/05 | -- | -- | ND<250 | -- | -- | -- | -- | -- | 7900 | ND<0.10 | 34 | -- | 2.39 | -109 |
| 03/27/06 | -- | -- | ND<250 | -- | -- | -- | -- | -- | 7300 | ND<0.20 | 120 | -- | 1.31 | -037 |
| 09/20/06 | -- | -- | ND<250 | -- | -- | -- | -- | -- | 6100 | ND<0.10 | 94 | -- | 0.61 | -89 |
| 03/20/07 | -- | -- | ND<250 | -- | -- | -- | -- | -- | 7900 | ND<0.10 | 95 | -- | 0.70 | -102 |

MW-4

Table 2 a
ADDITIONAL HISTORIC ANALYTICAL RESULTS
76 Station 3135

| Date Sampled | TPH-D (µg/l) | TBA (µg/l) | Ethanol (8260B) (µg/l) | Ethylene- dibromide (EDB) (µg/l) | 1,2-DCA (EDC) (µg/l) | DIPE (µg/l) | ETBE (µg/l) | TAME (µg/l) | Iron Ferrou (µg/l) | Nitrate (mg/l) | Sulfate (mg/l) | Redox Potential (ORP-Lab) (mV) | Pre-purge Dissolved Oxygen (mg/l) | Pre-purge ORP (mV) |
|-----------------------|-----------------|---------------|------------------------------|---|----------------------------|----------------|----------------|----------------|-----------------------|-------------------|-------------------|---|--|--------------------------|
| MW-4 continued | | | | | | | | | | | | | | |
| 02/21/91 | 4100 | -- | -- | -- | -- | -- | -- | -- | -- | -- | -- | -- | -- | -- |
| 08/05/91 | 6200 | -- | -- | -- | -- | -- | -- | -- | -- | -- | -- | -- | -- | -- |
| 11/05/91 | 7700 | -- | -- | -- | -- | -- | -- | -- | -- | -- | -- | -- | -- | -- |
| 02/07/92 | 2300 | -- | -- | -- | -- | -- | -- | -- | -- | -- | -- | -- | -- | -- |
| 05/05/92 | 3200 | -- | -- | -- | -- | -- | -- | -- | -- | -- | -- | -- | -- | -- |
| 08/03/92 | 2400 | -- | -- | -- | -- | -- | -- | -- | -- | -- | -- | -- | -- | -- |
| 11/03/92 | 8300 | -- | -- | -- | -- | -- | -- | -- | -- | -- | -- | -- | -- | -- |
| 02/03/93 | 720 | -- | -- | -- | -- | -- | -- | -- | -- | -- | -- | -- | -- | -- |
| 05/17/93 | 3100 | -- | -- | -- | -- | -- | -- | -- | -- | -- | -- | -- | -- | -- |
| 08/13/93 | 2000 | -- | -- | -- | -- | -- | -- | -- | -- | -- | -- | -- | -- | -- |
| 11/11/93 | 4000 | -- | -- | -- | -- | -- | -- | -- | -- | -- | -- | -- | -- | -- |
| 02/10/94 | 170 | -- | -- | -- | -- | -- | -- | -- | -- | -- | -- | -- | -- | -- |
| 05/05/94 | 2000 | -- | -- | -- | -- | -- | -- | -- | -- | -- | -- | -- | -- | -- |
| 08/02/94 | 2500 | -- | -- | -- | -- | -- | -- | -- | -- | -- | -- | -- | -- | -- |
| 11/07/94 | 2200 | -- | -- | -- | -- | -- | -- | -- | -- | -- | -- | -- | -- | -- |
| 02/01/95 | ND | -- | -- | -- | -- | -- | -- | -- | -- | -- | -- | -- | -- | -- |
| 05/02/95 | 2500 | -- | -- | -- | -- | -- | -- | -- | -- | -- | -- | -- | -- | -- |
| 08/01/95 | 3400 | -- | -- | -- | -- | -- | -- | -- | -- | -- | -- | -- | -- | -- |
| 11/01/95 | 3300 | -- | -- | -- | -- | -- | -- | -- | -- | -- | -- | -- | -- | -- |
| 02/01/96 | ND | -- | -- | -- | -- | -- | -- | -- | -- | -- | -- | -- | -- | -- |
| 02/04/99 | -- | -- | -- | -- | -- | -- | -- | -- | -- | 5.4 | 15 | 7 | 6.46 | -- |
| 02/12/99 | -- | -- | -- | -- | -- | -- | -- | -- | 6000 | -- | -- | 610 | -- | -- |
| 02/02/00 | -- | -- | -- | -- | -- | -- | -- | -- | 3000 | 10.3 | 38.4 | 61 | 5.93 | -- |
| 03/05/01 | -- | -- | -- | -- | -- | -- | -- | -- | 114 | 4.63 | 5.65 | 474 | 5.37 | -- |
| 02/22/02 | -- | -- | -- | -- | -- | -- | -- | -- | 260 | 15 | 27 | 590 | 4.95 | -- |
| 03/10/03 | -- | -- | -- | -- | -- | -- | -- | -- | 1200 | 15 | 42 | 230 | 0.8 | -- |

Table 2 a
ADDITIONAL HISTORIC ANALYTICAL RESULTS
76 Station 3135

| Date Sampled | TPH-D (µg/l) | TBA (µg/l) | Ethanol (8260B) (µg/l) | Ethylene- dibromide (EDB) (µg/l) | 1,2-DCA (EDC) (µg/l) | DIPE (µg/l) | ETBE (µg/l) | TAME (µg/l) | Iron Ferrou (µg/l) | Nitrate (mg/l) | Sulfate (mg/l) | Redox Potential (ORP-Lab) (mV) | Pre-purge Dissolved Oxygen (mg/l) | Pre-purge ORP (mV) |
|-----------------------|-----------------|---------------|------------------------------|---|----------------------------|----------------|----------------|----------------|-----------------------|-------------------|-------------------|---|--|--------------------------|
| MW-4 continued | | | | | | | | | | | | | | |
| 02/05/04 | -- | -- | ND<500 | -- | -- | -- | -- | -- | ND<200 | ND<1.0 | 25 | -- | -- | -- |
| 08/26/04 | -- | -- | ND<1000 | -- | -- | -- | -- | -- | 160 | 0.64 | 87 | -- | -- | -- |
| 02/14/05 | -- | -- | ND<50 | -- | -- | -- | -- | -- | 67 | 37 | 54 | 15 | 1.90 | -- |
| 09/27/05 | -- | -- | ND<250 | -- | -- | -- | -- | -- | 120 | 0.46 | 63 | -- | 5.10 | -21 |
| 03/27/06 | -- | -- | ND<250 | -- | -- | -- | -- | -- | 160 | 14 | 51 | -- | 1.66 | -038 |
| 09/20/06 | -- | -- | ND<250 | -- | -- | -- | -- | -- | 250 | 0.39 | 50 | -- | 1.44 | -47 |
| 03/20/07 | -- | -- | ND<250 | -- | -- | -- | -- | -- | 540 | 7.3 | 40 | -- | 5.69 | -59 |
| MW-5 | | | | | | | | | | | | | | |
| 08/05/91 | ND | -- | -- | -- | -- | -- | -- | -- | -- | -- | -- | -- | -- | -- |
| 11/05/91 | ND | -- | -- | -- | -- | -- | -- | -- | -- | -- | -- | -- | -- | -- |
| 02/07/92 | ND | -- | -- | -- | -- | -- | -- | -- | -- | -- | -- | -- | -- | -- |
| 05/05/92 | 72 | -- | -- | -- | -- | -- | -- | -- | -- | -- | -- | -- | -- | -- |
| 08/03/92 | ND | -- | -- | -- | -- | -- | -- | -- | -- | -- | -- | -- | -- | -- |
| 11/03/92 | ND | -- | -- | -- | -- | -- | -- | -- | -- | -- | -- | -- | -- | -- |
| 02/03/93 | ND | -- | -- | -- | -- | -- | -- | -- | -- | -- | -- | -- | -- | -- |
| 05/17/93 | ND | -- | -- | -- | -- | -- | -- | -- | -- | -- | -- | -- | -- | -- |
| 08/13/93 | ND | -- | -- | -- | -- | -- | -- | -- | -- | -- | -- | -- | -- | -- |
| 11/11/93 | ND | -- | -- | -- | -- | -- | -- | -- | -- | -- | -- | -- | -- | -- |
| 02/10/94 | ND | -- | -- | -- | -- | -- | -- | -- | -- | -- | -- | -- | -- | -- |
| 08/02/94 | ND | -- | -- | -- | -- | -- | -- | -- | -- | -- | -- | -- | -- | -- |
| 02/01/95 | ND | -- | -- | -- | -- | -- | -- | -- | -- | -- | -- | -- | -- | -- |
| 08/01/95 | ND | -- | -- | -- | -- | -- | -- | -- | -- | -- | -- | -- | -- | -- |
| 02/01/96 | ND | -- | -- | -- | -- | -- | -- | -- | -- | -- | -- | -- | -- | -- |
| 02/04/99 | -- | -- | -- | -- | -- | -- | -- | -- | -- | 10 | 79 | 102 | -- | -- |
| 02/12/99 | -- | -- | -- | -- | -- | -- | -- | -- | 160 | -- | -- | 480 | -- | -- |
| 02/02/00 | -- | -- | -- | -- | -- | -- | -- | -- | 20.8 | 12.1 | 98.4 | 83.7 | -- | -- |

Table 2 a
ADDITIONAL HISTORIC ANALYTICAL RESULTS
76 Station 3135

| Date Sampled | TPH-D (µg/l) | TBA (µg/l) | Ethanol (8260B) (µg/l) | Ethylene- dibromide (EDB) (µg/l) | 1,2-DCA (EDC) (µg/l) | DIPE (µg/l) | ETBE (µg/l) | TAME (µg/l) | Iron Ferrou (µg/l) | Nitrate (mg/l) | Sulfate (mg/l) | Redox Potential (ORP-Lab) (mV) | Pre-purge Dissolved Oxygen (mg/l) | Pre-purge ORP (mV) |
|-----------------------|-----------------|---------------|------------------------------|---|----------------------------|----------------|----------------|----------------|-----------------------|-------------------|-------------------|---|--|--------------------------|
| MW-5 continued | | | | | | | | | | | | | | |
| 03/05/01 | -- | -- | -- | -- | -- | -- | -- | -- | 123 | 3.49 | 5.43 | 470 | -- | -- |
| 02/22/02 | -- | ND<100 | ND<500 | ND<2.0 | ND<2.0 | ND<2.0 | ND<2.0 | ND<2.0 | ND<100 | ND<0.50 | 39 | 630 | -- | -- |
| 03/10/03 | -- | ND<100 | ND<500 | ND<2.0 | ND<2.0 | ND<2.0 | ND<2.0 | ND<2.0 | 2400 | ND<1.0 | 47 | 230 | -- | -- |
| 02/05/04 | -- | -- | ND<500 | -- | -- | -- | -- | -- | 6900 | ND<1.0 | 33 | -- | -- | -- |
| 08/26/04 | -- | -- | ND<1000 | -- | -- | -- | -- | -- | 3100 | 1.8 | 36 | -- | -- | -- |
| 02/14/05 | -- | -- | ND<50 | -- | -- | -- | -- | -- | 1700 | 2.7 | 54 | -64 | 1.38 | -- |
| 09/27/05 | -- | -- | ND<250 | -- | -- | -- | -- | -- | 2500 | 1.4 | 68 | -- | 5.12 | -97 |
| 03/27/06 | -- | -- | ND<250 | -- | -- | -- | -- | -- | 2700 | 0.75 | 59 | -- | 0.71 | -116 |
| 09/20/06 | -- | -- | ND<250 | -- | -- | -- | -- | -- | 3300 | 0.38 | 42 | -- | 0.65 | -32 |
| 03/20/07 | -- | -- | ND<250 | -- | -- | -- | -- | -- | 4800 | 0.71 | 54 | -- | 4.55 | -57 |
| MW-6 | | | | | | | | | | | | | | |
| 08/28/90 | 1000 | -- | -- | -- | -- | -- | -- | -- | -- | -- | -- | -- | -- | -- |
| 11/26/90 | 320 | -- | -- | -- | -- | -- | -- | -- | -- | -- | -- | -- | -- | -- |
| 02/21/91 | 160 | -- | -- | -- | -- | -- | -- | -- | -- | -- | -- | -- | -- | -- |
| 08/05/91 | 130 | -- | -- | -- | -- | -- | -- | -- | -- | -- | -- | -- | -- | -- |
| 11/05/91 | 300 | -- | -- | -- | -- | -- | -- | -- | -- | -- | -- | -- | -- | -- |
| 02/07/92 | ND | -- | -- | -- | -- | -- | -- | -- | -- | -- | -- | -- | -- | -- |
| 05/05/92 | 47 | -- | -- | -- | -- | -- | -- | -- | -- | -- | -- | -- | -- | -- |
| 08/03/92 | 170 | -- | -- | -- | -- | -- | -- | -- | -- | -- | -- | -- | -- | -- |
| 11/03/92 | 220 | -- | -- | -- | -- | -- | -- | -- | -- | -- | -- | -- | -- | -- |
| 02/03/93 | ND | -- | -- | -- | -- | -- | -- | -- | -- | -- | -- | -- | -- | -- |
| 05/17/93 | 1400 | -- | -- | -- | -- | -- | -- | -- | -- | -- | -- | -- | -- | -- |
| 08/13/93 | 440 | -- | -- | -- | -- | -- | -- | -- | -- | -- | -- | -- | -- | -- |
| 11/11/93 | 650 | -- | -- | -- | -- | -- | -- | -- | -- | -- | -- | -- | -- | -- |
| 02/10/94 | ND | -- | -- | -- | -- | -- | -- | -- | -- | -- | -- | -- | -- | -- |
| 05/05/94 | 630 | -- | -- | -- | -- | -- | -- | -- | -- | -- | -- | -- | -- | -- |

Table 2 a
ADDITIONAL HISTORIC ANALYTICAL RESULTS
76 Station 3135

| Date Sampled | TPH-D (µg/l) | TBA (µg/l) | Ethanol (8260B) (µg/l) | Ethylene- dibromide (EDB) (µg/l) | 1,2-DCA (EDC) (µg/l) | DIPE (µg/l) | ETBE (µg/l) | TAME (µg/l) | Iron Ferrou (µg/l) | Nitrate (mg/l) | Sulfate (mg/l) | Redox Potential (ORP-Lab) (mV) | Pre-purge Dissolved Oxygen (mg/l) | Pre-purge ORP (mV) |
|-----------------------|-----------------|---------------|------------------------------|---|----------------------------|----------------|----------------|----------------|-----------------------|-------------------|-------------------|---|--|--------------------------|
| MW-6 continued | | | | | | | | | | | | | | |
| 08/02/94 | 2400 | -- | -- | -- | -- | -- | -- | -- | -- | -- | -- | -- | -- | -- |
| 11/07/94 | 770 | -- | -- | -- | -- | -- | -- | -- | -- | -- | -- | -- | -- | -- |
| 02/01/95 | 2700 | -- | -- | -- | -- | -- | -- | -- | -- | -- | -- | -- | -- | -- |
| 05/02/95 | 3600 | -- | -- | -- | -- | -- | -- | -- | -- | -- | -- | -- | -- | -- |
| 08/01/95 | 2800 | -- | -- | -- | -- | -- | -- | -- | -- | -- | -- | -- | -- | -- |
| 11/01/95 | 4300 | -- | -- | -- | -- | -- | -- | -- | -- | -- | -- | -- | -- | -- |
| 02/01/96 | 3700 | -- | -- | -- | -- | -- | -- | -- | -- | -- | -- | -- | -- | -- |
| 02/04/99 | -- | -- | -- | -- | -- | -- | -- | -- | -- | ND | 4.8 | -034 | -- | -- |
| 02/12/99 | -- | -- | -- | -- | -- | -- | -- | -- | 3200 | -- | -- | 400 | -- | -- |
| 02/02/00 | -- | -- | -- | -- | -- | -- | -- | -- | 217 | ND | 8.91 | 71.5 | 3.12 | -- |
| 03/05/01 | -- | -- | -- | -- | -- | -- | -- | -- | 79.1 | 2.95 | ND | 467 | 2.84 | -- |
| 02/22/02 | -- | ND<500 | ND<2500 | ND<10 | ND<10 | ND<10 | ND<10 | ND<10 | ND<100 | ND<0.50 | ND<0.50 | 540 | 3.25 | -- |
| 03/10/03 | -- | ND<200 | ND<1000 | ND<4.0 | ND<4.0 | ND<4.0 | ND<4.0 | ND<4.0 | 1700 | ND<1.0 | 38 | 230 | 2.8 | -- |
| 02/05/04 | -- | -- | ND<5000 | -- | -- | -- | -- | -- | 1100 | ND<1.0 | ND<1.0 | -- | -- | -- |
| 08/26/04 | -- | -- | ND<1000 | -- | -- | -- | -- | -- | 5600 | ND<0.88 | 1.8 | -- | -- | -- |
| 02/14/05 | -- | -- | ND<500 | -- | -- | -- | -- | -- | 1500 | ND<1.0 | 11 | -97 | 2.38 | -- |
| 09/27/05 | -- | -- | ND<250 | -- | -- | -- | -- | -- | 2000 | ND<0.10 | 48 | -- | 4.18 | -087 |
| 03/27/06 | -- | -- | ND<250 | -- | -- | -- | -- | -- | 7500 | ND<0.10 | 4.6 | -- | 0.89 | 0.94 |
| 09/20/06 | -- | -- | ND<1200 | -- | -- | -- | -- | -- | 5700 | ND<0.10 | 12 | -- | 0.70 | -126 |
| 03/20/07 | -- | -- | ND<1200 | -- | -- | -- | -- | -- | 6700 | ND<0.10 | 38 | -- | 0.87 | -94 |
| MW-7 | | | | | | | | | | | | | | |
| 05/17/93 | ND | -- | -- | -- | -- | -- | -- | -- | -- | -- | -- | -- | -- | -- |
| 08/13/93 | ND | -- | -- | -- | -- | -- | -- | -- | -- | -- | -- | -- | -- | -- |
| 11/11/93 | 66 | -- | -- | -- | -- | -- | -- | -- | -- | -- | -- | -- | -- | -- |
| 02/10/94 | ND | -- | -- | -- | -- | -- | -- | -- | -- | -- | -- | -- | -- | -- |
| 08/02/94 | ND | -- | -- | -- | -- | -- | -- | -- | -- | -- | -- | -- | -- | -- |

Table 2 a
ADDITIONAL HISTORIC ANALYTICAL RESULTS
76 Station 3135

| Date Sampled | TPH-D | TBA | Ethanol (8260B) | Ethylene-dibromide (EDB) | 1,2-DCA (EDC) | DIPE | ETBE | TAME | Iron Ferrou | Nitrate | Sulfate | Redox Potential (ORP-Lab) | Pre-purge Dissolved Oxygen | Pre-purge ORP |
|-----------------------|--------|--------|-----------------|--------------------------|---------------|--------|--------|--------|-------------|---------|---------|---------------------------|----------------------------|---------------|
| | (µg/l) | (µg/l) | (µg/l) | (µg/l) | (µg/l) | (µg/l) | (µg/l) | (µg/l) | (µg/l) | (mg/l) | (mg/l) | (mV) | (mg/l) | (mV) |
| MW-7 continued | | | | | | | | | | | | | | |
| 02/01/95 | ND | -- | -- | -- | -- | -- | -- | -- | -- | -- | -- | -- | -- | -- |
| 08/01/95 | ND | -- | -- | -- | -- | -- | -- | -- | -- | -- | -- | -- | -- | -- |
| 02/01/96 | 96 | -- | -- | -- | -- | -- | -- | -- | -- | -- | -- | -- | -- | -- |
| 02/04/99 | -- | -- | -- | -- | -- | -- | -- | -- | -- | ND | 4.6 | -71 | 5.05 | -- |
| 02/12/99 | -- | -- | -- | -- | -- | -- | -- | -- | 1800 | -- | -- | 450 | -- | -- |
| 02/02/00 | -- | -- | -- | -- | -- | -- | -- | -- | 812 | ND | 6.43 | 84 | 4.58 | -- |
| 03/05/01 | -- | -- | -- | -- | -- | -- | -- | -- | 124 | 3.2 | ND | 464 | 4.81 | -- |
| 02/22/02 | -- | -- | -- | -- | -- | -- | -- | -- | ND<100 | ND<0.50 | 2.4 | 610 | 4.14 | -- |
| 03/10/03 | -- | -- | -- | -- | -- | -- | -- | -- | 5300 | ND<1.0 | 14 | 230 | 1.4 | -- |
| 02/05/04 | -- | -- | ND<500 | -- | -- | -- | -- | -- | 2600 | ND<1.0 | 31 | -- | -- | -- |
| 08/26/04 | -- | -- | ND<1000 | -- | -- | -- | -- | -- | 2900 | ND<0.44 | 6.7 | -- | -- | -- |
| 02/14/05 | -- | -- | ND<50 | -- | -- | -- | -- | -- | 870 | ND<1.0 | 41 | -63 | 2.21 | -- |
| 09/27/05 | -- | -- | ND<250 | -- | -- | -- | -- | -- | 5700 | ND<0.10 | 12 | -- | 6.74 | -78 |
| 03/27/06 | -- | -- | ND<250 | -- | -- | -- | -- | -- | 5600 | ND<0.10 | 51 | -- | 0.79 | -076 |
| 09/20/06 | -- | -- | ND<250 | -- | -- | -- | -- | -- | 3600 | ND<0.10 | 12 | -- | 0.96 | -79 |
| 03/20/07 | -- | -- | ND<250 | -- | -- | -- | -- | -- | 3900 | ND<0.10 | 25 | -- | 3.39 | -71 |
| MW-8 | | | | | | | | | | | | | | |
| 11/03/92 | ND | -- | -- | -- | -- | -- | -- | -- | -- | -- | -- | -- | -- | -- |
| 02/03/93 | ND | -- | -- | -- | -- | -- | -- | -- | -- | -- | -- | -- | -- | -- |
| 05/17/93 | ND | -- | -- | -- | -- | -- | -- | -- | -- | -- | -- | -- | -- | -- |
| 08/13/93 | ND | -- | -- | -- | -- | -- | -- | -- | -- | -- | -- | -- | -- | -- |
| 11/11/93 | ND | -- | -- | -- | -- | -- | -- | -- | -- | -- | -- | -- | -- | -- |
| 02/10/94 | ND | -- | -- | -- | -- | -- | -- | -- | -- | -- | -- | -- | -- | -- |
| 08/02/94 | ND | -- | -- | -- | -- | -- | -- | -- | -- | -- | -- | -- | -- | -- |
| 02/01/95 | ND | -- | -- | -- | -- | -- | -- | -- | -- | -- | -- | -- | -- | -- |
| 08/01/95 | ND | -- | -- | -- | -- | -- | -- | -- | -- | -- | -- | -- | -- | -- |

Table 2 a
ADDITIONAL HISTORIC ANALYTICAL RESULTS
76 Station 3135

| Date Sampled | TPH-D (µg/l) | TBA (µg/l) | Ethanol (8260B) (µg/l) | Ethylene- dibromide (EDB) (µg/l) | 1,2-DCA (EDC) (µg/l) | DIPE (µg/l) | ETBE (µg/l) | TAME (µg/l) | Iron Ferrou (µg/l) | Nitrate (mg/l) | Sulfate (mg/l) | Redox Potential (ORP-Lab) (mV) | Pre-purge Dissolved Oxygen (mg/l) | Pre-purge ORP (mV) |
|-----------------------|-----------------|---------------|------------------------------|---|----------------------------|----------------|----------------|----------------|-----------------------|-------------------|-------------------|---|--|--------------------------|
| MW-8 continued | | | | | | | | | | | | | | |
| 02/01/96 | 110 | -- | -- | -- | -- | -- | -- | -- | -- | -- | -- | -- | -- | -- |
| 02/04/99 | -- | -- | -- | -- | -- | -- | -- | -- | -- | ND | 41 | 90 | 4.95 | -- |
| 02/12/99 | -- | -- | -- | -- | -- | -- | -- | -- | 150 | -- | -- | 470 | -- | -- |
| 02/02/00 | -- | -- | -- | -- | -- | -- | -- | -- | ND | ND | 47.5 | 111 | 5.24 | -- |
| 03/05/01 | -- | -- | -- | -- | -- | -- | -- | -- | ND | 25 | 28.8 | 455 | 4.71 | -- |
| 02/22/02 | -- | -- | -- | -- | -- | -- | -- | -- | ND<100 | 0.56 | 37 | 630 | 5.1 | -- |
| 03/10/03 | -- | -- | -- | -- | -- | -- | -- | -- | ND<200 | ND<1.0 | 50 | 280 | 1.4 | -- |
| 02/05/04 | -- | -- | ND<500 | -- | -- | -- | -- | -- | ND<200 | ND<1.0 | 46 | -- | -- | -- |
| 08/26/04 | -- | -- | ND<1000 | -- | -- | -- | -- | -- | ND<100 | ND<0.44 | 50 | -- | -- | -- |
| 02/14/05 | -- | -- | ND<50 | -- | -- | -- | -- | -- | 110 | ND<1.0 | 49 | 25 | 1.30 | -- |
| 09/27/05 | -- | -- | ND<250 | -- | -- | -- | -- | -- | ND<100 | ND<0.10 | 51 | -- | 6.62 | 024 |
| 03/27/06 | -- | -- | ND<250 | -- | -- | -- | -- | -- | ND<100 | ND<0.10 | 42 | -- | 1.61 | -021 |
| 09/20/06 | -- | -- | ND<250 | -- | -- | -- | -- | -- | ND<100 | ND<0.10 | 46 | -- | 2.25 | 55 |
| 03/20/07 | -- | -- | ND<250 | -- | -- | -- | -- | -- | ND<100 | ND<0.10 | 45 | -- | 6.37 | 5 |
| MW-9 | | | | | | | | | | | | | | |
| 11/03/92 | ND | -- | -- | -- | -- | -- | -- | -- | -- | -- | -- | -- | -- | -- |
| 02/03/93 | ND | -- | -- | -- | -- | -- | -- | -- | -- | -- | -- | -- | -- | -- |
| 05/17/93 | ND | -- | -- | -- | -- | -- | -- | -- | -- | -- | -- | -- | -- | -- |
| 08/13/93 | ND | -- | -- | -- | -- | -- | -- | -- | -- | -- | -- | -- | -- | -- |
| 11/11/93 | ND | -- | -- | -- | -- | -- | -- | -- | -- | -- | -- | -- | -- | -- |
| 02/10/94 | ND | -- | -- | -- | -- | -- | -- | -- | -- | -- | -- | -- | -- | -- |
| 08/02/94 | ND | -- | -- | -- | -- | -- | -- | -- | -- | -- | -- | -- | -- | -- |
| 02/01/95 | 65 | -- | -- | -- | -- | -- | -- | -- | -- | -- | -- | -- | -- | -- |
| 08/01/95 | ND | -- | -- | -- | -- | -- | -- | -- | -- | -- | -- | -- | -- | -- |
| 02/01/96 | 76 | -- | -- | -- | -- | -- | -- | -- | -- | -- | -- | -- | -- | -- |
| 02/04/99 | -- | -- | -- | -- | -- | -- | -- | -- | -- | 22 | 30 | 78 | 4.77 | -- |

Table 2 a
ADDITIONAL HISTORIC ANALYTICAL RESULTS
76 Station 3135

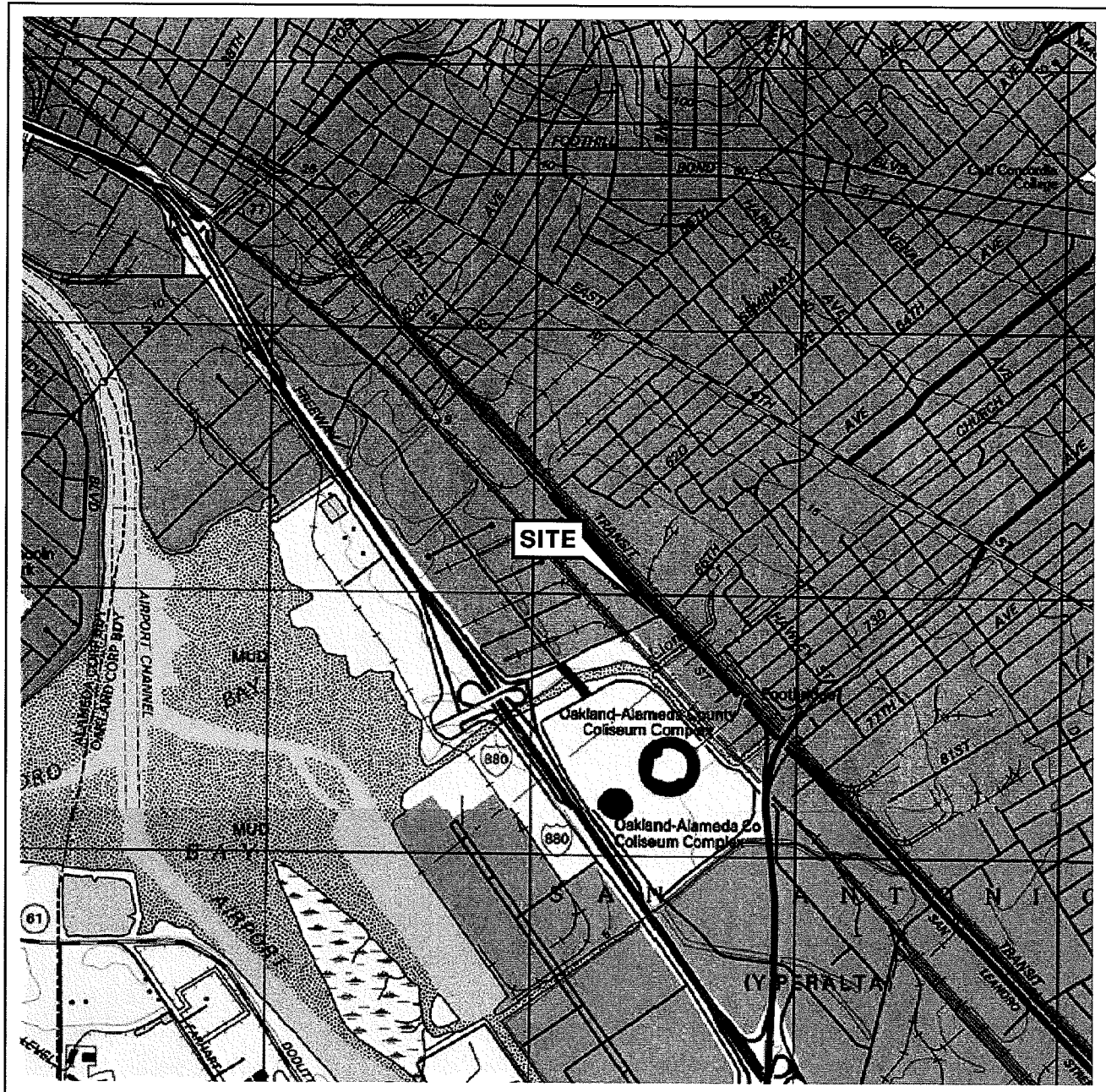
| Date Sampled | TPH-D (µg/l) | TBA (µg/l) | Ethanol (8260B) (µg/l) | Ethylene- dibromide (EDB) (µg/l) | 1,2-DCA (EDC) (µg/l) | DIPE (µg/l) | ETBE (µg/l) | TAME (µg/l) | Iron Ferrou (µg/l) | Nitrate (mg/l) | Sulfate (mg/l) | Redox Potential (ORP-Lab) (mV) | Pre-purge Dissolved Oxygen (mg/l) | Pre-purge ORP (mV) |
|-----------------------|-----------------|---------------|------------------------------|---|----------------------------|----------------|----------------|----------------|-----------------------|-------------------|-------------------|---|--|--------------------------|
| MW-9 continued | | | | | | | | | | | | | | |
| 02/12/99 | -- | -- | -- | -- | -- | -- | -- | -- | 260 | -- | -- | 470 | -- | -- |
| 02/02/00 | -- | -- | -- | -- | -- | -- | -- | -- | ND | 20.6 | 36.5 | 172 | 5.12 | -- |
| 03/05/01 | -- | -- | -- | -- | -- | -- | -- | -- | ND | 27.1 | 30.5 | 468 | 5.28 | -- |
| 02/22/02 | -- | -- | -- | -- | -- | -- | -- | -- | ND<100 | 22 | 28 | 620 | 5.33 | -- |
| 03/10/03 | -- | -- | -- | -- | -- | -- | -- | -- | ND<200 | 27 | 29 | 250 | 1.1 | -- |
| 02/05/04 | -- | -- | ND<500 | -- | -- | -- | -- | -- | ND<200 | ND<1.0 | 32 | -- | -- | -- |
| 08/26/04 | -- | -- | ND<1000 | -- | -- | -- | -- | -- | ND<100 | 28.6 | 27 | -- | -- | -- |
| 02/14/05 | -- | -- | ND<50 | -- | -- | -- | -- | -- | 55 | 32 | 30 | -64 | 2.16 | -- |
| 09/27/05 | -- | -- | ND<250 | -- | -- | -- | -- | -- | ND<100 | 7.0 | 27 | -- | 3.28 | -008 |
| 03/27/06 | -- | -- | ND<250 | -- | -- | -- | -- | -- | 160 | 8.2 | 28 | -- | 1.78 | -016 |
| 09/20/06 | -- | -- | ND<250 | -- | -- | -- | -- | -- | 100 | 6.8 | 28 | -- | 1.91 | 19 |
| 03/20/07 | -- | -- | ND<250 | -- | -- | -- | -- | -- | 320 | 7.0 | 26 | -- | 1.40 | 1 |
| MW-10 | | | | | | | | | | | | | | |
| 11/03/92 | 160 | -- | -- | -- | -- | -- | -- | -- | -- | -- | -- | -- | -- | -- |
| 02/03/93 | ND | -- | -- | -- | -- | -- | -- | -- | -- | -- | -- | -- | -- | -- |
| 05/17/93 | ND | -- | -- | -- | -- | -- | -- | -- | -- | -- | -- | -- | -- | -- |
| 08/13/93 | 97 | -- | -- | -- | -- | -- | -- | -- | -- | -- | -- | -- | -- | -- |
| 11/11/93 | 88 | -- | -- | -- | -- | -- | -- | -- | -- | -- | -- | -- | -- | -- |
| 02/10/94 | 71 | -- | -- | -- | -- | -- | -- | -- | -- | -- | -- | -- | -- | -- |
| 05/05/94 | 55 | -- | -- | -- | -- | -- | -- | -- | -- | -- | -- | -- | -- | -- |
| 08/02/94 | 110 | -- | -- | -- | -- | -- | -- | -- | -- | -- | -- | -- | -- | -- |
| 11/07/94 | 120 | -- | -- | -- | -- | -- | -- | -- | -- | -- | -- | -- | -- | -- |
| 02/01/95 | 72 | -- | -- | -- | -- | -- | -- | -- | -- | -- | -- | -- | -- | -- |
| 05/02/95 | 99 | -- | -- | -- | -- | -- | -- | -- | -- | -- | -- | -- | -- | -- |
| 08/01/95 | 260 | -- | -- | -- | -- | -- | -- | -- | -- | -- | -- | -- | -- | -- |
| 11/01/95 | 280 | -- | -- | -- | -- | -- | -- | -- | -- | -- | -- | -- | -- | -- |

Table 2 a
ADDITIONAL HISTORIC ANALYTICAL RESULTS
76 Station 3135

| Date Sampled | TPH-D | TBA | Ethanol (8260B) | Ethylene-dibromide (EDB) | 1,2-DCA (EDC) | DIPE | ETBE | TAME | Iron Ferrou | Nitrate | Sulfate | Redox Potential (ORP-Lab) | Pre-purge Dissolved Oxygen | Pre-purge ORP |
|------------------------|--------|--------|-----------------|--------------------------|---------------|---------|---------|---------|-------------|---------|---------|---------------------------|----------------------------|---------------|
| | (µg/l) | (µg/l) | (µg/l) | (µg/l) | (µg/l) | (µg/l) | (µg/l) | (µg/l) | (µg/l) | (mg/l) | (mg/l) | (mV) | (mg/l) | (mV) |
| MW-10 continued | | | | | | | | | | | | | | |
| 02/01/96 | 320 | -- | -- | -- | -- | -- | -- | -- | -- | -- | -- | -- | -- | -- |
| 02/04/99 | -- | -- | -- | -- | -- | -- | -- | -- | -- | ND | 36 | 94 | 4.02 | -- |
| 02/12/99 | -- | -- | -- | -- | -- | -- | -- | -- | 240 | -- | -- | 470 | -- | -- |
| 02/02/00 | -- | -- | -- | -- | -- | -- | -- | -- | 16.5 | ND | 40.1 | 110 | 4.84 | -- |
| 03/05/01 | -- | -- | -- | -- | -- | -- | -- | -- | 24.8 | 3.17 | 66.7 | 461 | 3.7 | -- |
| 02/22/02 | -- | ND<620 | ND<3100 | ND<12 | ND<12 | ND<12 | ND<12 | ND<12 | ND<100 | ND<0.50 | 30 | 590 | 4.58 | -- |
| 03/10/03 | -- | ND<500 | ND<2500 | ND<10 | ND<10 | ND<10 | ND<10 | ND<10 | ND<200 | ND<1.0 | 45 | 270 | 1.6 | -- |
| 02/05/04 | -- | -- | ND<2500 | -- | -- | -- | -- | -- | ND<200 | ND<1.0 | 45 | -- | -- | -- |
| 08/26/04 | -- | -- | ND<1000 | -- | -- | -- | -- | -- | 1100 | ND<0.44 | 49 | -- | -- | -- |
| 02/14/05 | -- | -- | ND<50 | -- | -- | -- | -- | -- | 490 | ND<1.0 | 31 | -17 | 2.02 | -- |
| 09/27/05 | -- | -- | ND<250 | -- | -- | -- | -- | -- | 120 | ND<0.10 | 35 | -- | 4.20 | -031 |
| 03/27/06 | -- | -- | ND<250 | -- | -- | -- | -- | -- | 290 | ND<0.10 | 38 | -- | 2.17 | 022 |
| 09/20/06 | -- | -- | ND<250 | -- | -- | -- | -- | -- | 2000 | ND<0.10 | 35 | -- | 1.52 | -20 |
| 03/20/07 | -- | -- | ND<250 | -- | -- | -- | -- | -- | 990 | ND<0.10 | 36 | -- | 6.90 | 30 |
| MW-11 | | | | | | | | | | | | | | |
| 08/10/01 | 110 | ND<100 | ND<1000 | ND<2.0 | ND<2.0 | ND<2.0 | ND<2.0 | ND<2.0 | -- | -- | -- | -- | -- | -- |
| 02/22/02 | 99 | ND<100 | ND<500 | ND<2.0 | ND<2.0 | ND<2.0 | ND<2.0 | ND<2.0 | -- | -- | -- | -- | 3.57 | -- |
| 03/10/03 | 75 | ND<100 | ND<500 | ND<2.0 | ND<2.0 | ND<2.0 | ND<2.0 | ND<2.0 | -- | -- | -- | -- | 1.5 | -- |
| 08/26/04 | ND<200 | ND<12 | ND<1000 | ND<0.5 | ND<0.5 | ND<1 | ND<1 | ND<1 | -- | -- | -- | -- | -- | -- |
| 02/14/05 | ND<50 | ND<5.0 | ND<50 | ND<0.50 | ND<0.50 | ND<0.50 | ND<0.50 | ND<0.50 | -- | -- | -- | -- | -- | -- |
| 09/27/05 | ND<200 | ND<10 | ND<250 | ND<0.50 | ND<0.50 | ND<0.50 | ND<0.50 | ND<0.50 | -- | -- | -- | -- | 5.37 | -52 |
| 03/27/06 | ND<200 | 43 | ND<250 | ND<0.50 | ND<0.50 | ND<0.50 | ND<0.50 | ND<0.50 | -- | -- | -- | -- | 1.18 | -044 |
| 09/20/06 | ND<50 | ND<10 | ND<250 | ND<0.50 | ND<0.50 | ND<0.50 | ND<0.50 | ND<0.50 | -- | -- | -- | -- | 1.02 | -59 |
| 03/20/07 | 66 | ND<10 | ND<250 | ND<0.50 | ND<0.50 | ND<0.50 | ND<0.50 | ND<0.50 | -- | -- | -- | -- | 1.03 | -27 |

FIGURES

PS = 1:1 L:\VICINITY MAP S\3135\vm.dwg Feb 27, 2007 - 11:42am lwinters



0 1/4 1/2 3/4 1 MILE



SCALE 1:24,000



SOURCE:

United States Geological Survey
7.5 Minute Topographic Map:
Oakland West Quadrangle



QUADRANGLE
LOCATION

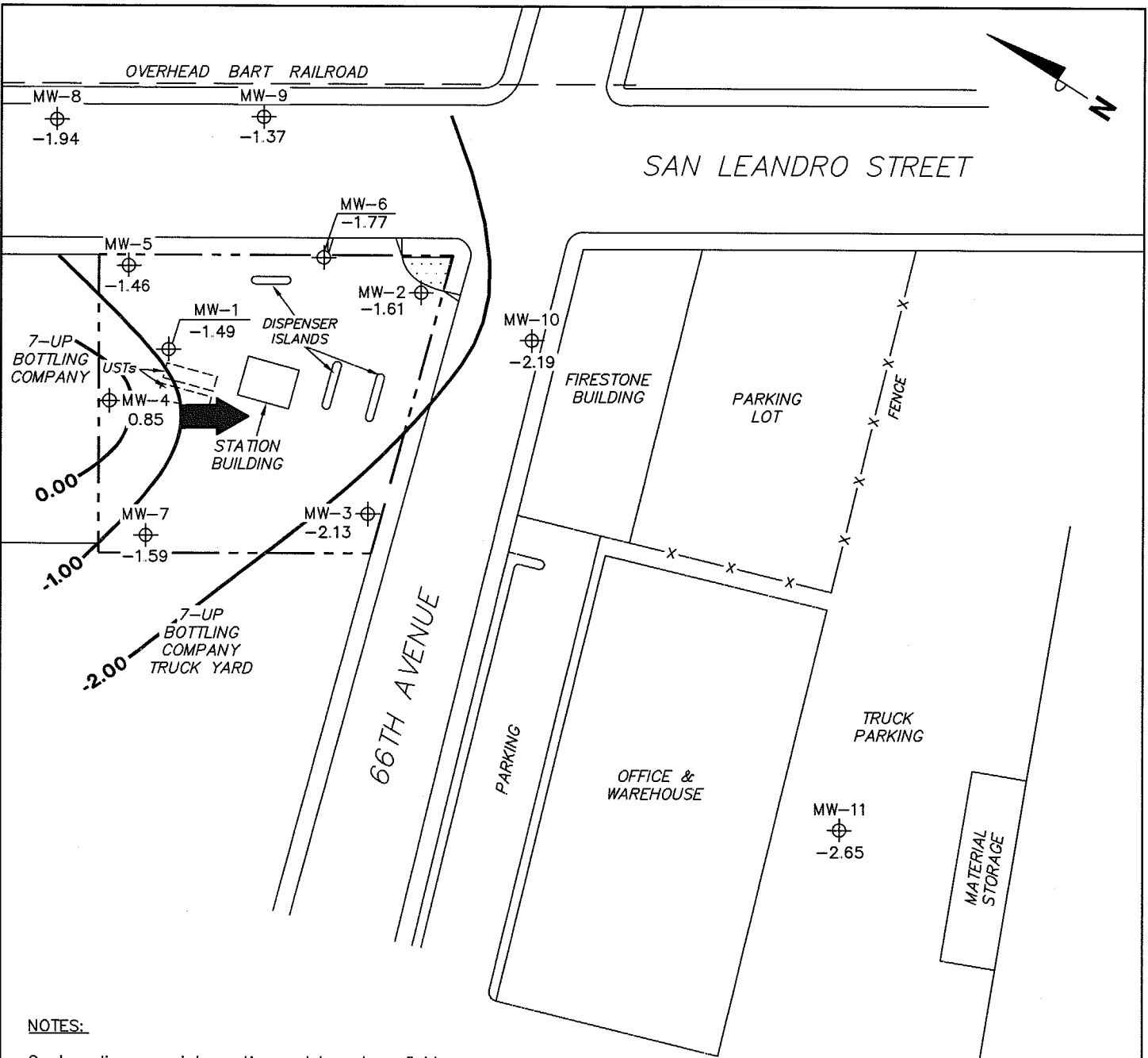
VICINITY MAP

76 Station 3135
845 66th Avenue
Oakland, California



FIGURE 1

PS=1:1 3135-003 L: Graphics Projects Number 20-xxxx 20-0400(Unrecd)MS) DW-3000 3135+ 3135-QMS.dwg Apr. 09, 2007 - 11:36am bschmidt



NOTES:

Contour lines are interpretive and based on fluid levels measured in monitoring wells. Elevations are in feet above mean sea level. UST = underground storage tank.

LEGEND

- MW-11 Monitoring Well with Groundwater Elevation (feet)
- 0.00 Groundwater Elevation Contour
- General Direction of Groundwater Flow

GROUNDWATER ELEVATION CONTOUR MAP
March 20, 2007

76 Station 3135
 845 66th Avenue
 Oakland, California


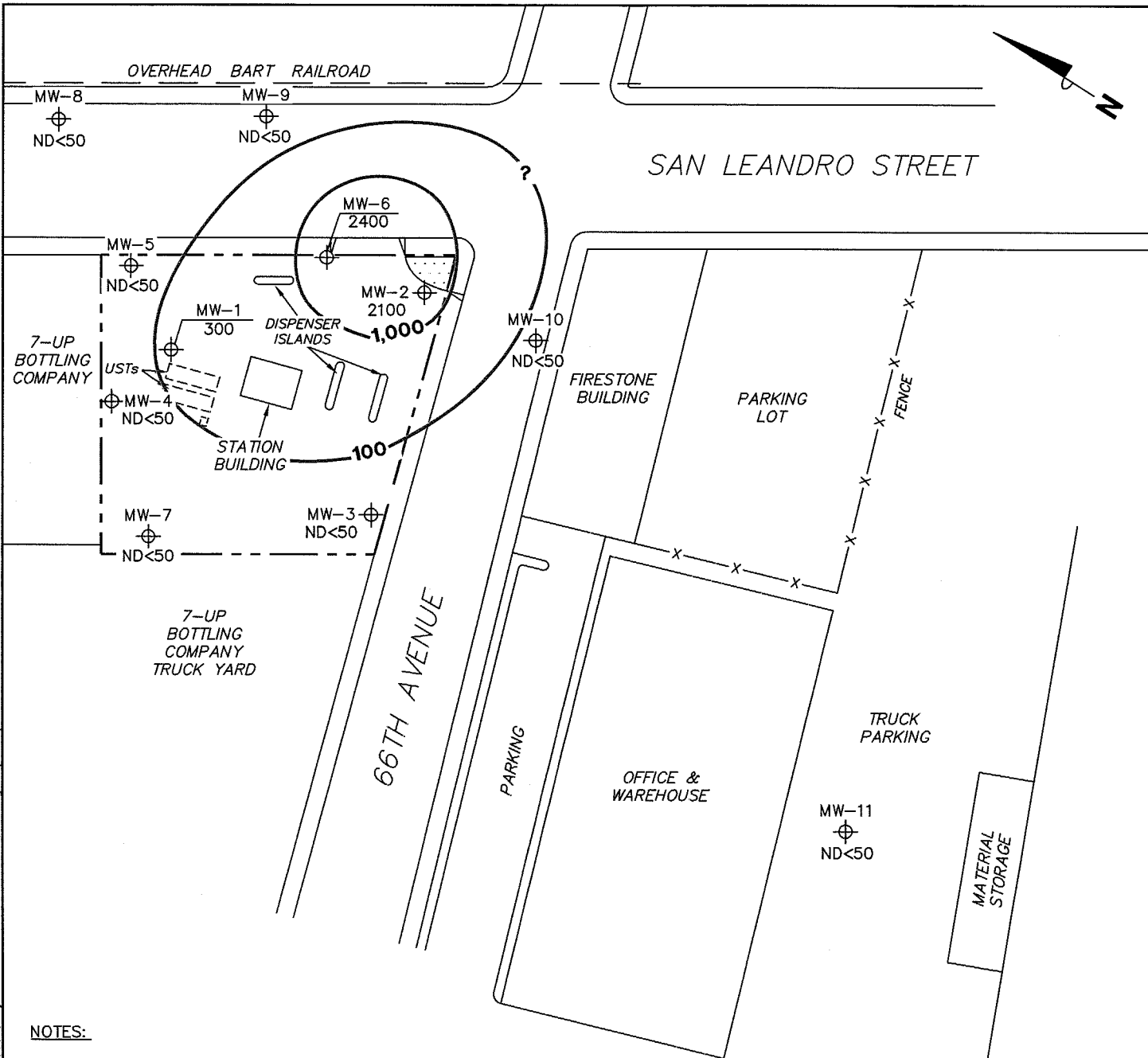


FIGURE 2

PS=1:1 3135-003 L: Graphics\Projects\Number\20-xxx\20-0400(Unocal\OMS)\Ex-3000\3135+3135-QMS.dwg Apr 09, 2007 - 11:40am bschnidt



NOTES:

Contour lines are interpretive and based on laboratory analysis results of groundwater samples. TPH-G (GC/MS) = total petroleum hydrocarbons with gasoline distinction utilizing EPA Method 8260B. µg/l = micrograms per liter. ND = not detected at limit indicated on official laboratory report. UST = underground storage tank.

LEGEND

MW-11 ⊕ Monitoring Well with Dissolved-Phase TPH-G (GC/MS) Concentration (µg/l)

—1,000— Dissolved-Phase TPH-G (GC/MS) Contour (µg/l)

**DISSOLVED-PHASE
TPH-G (GC/MS)
CONCENTRATION MAP
March 20, 2007**

76 Station 3135
845 66th Avenue
Oakland, California


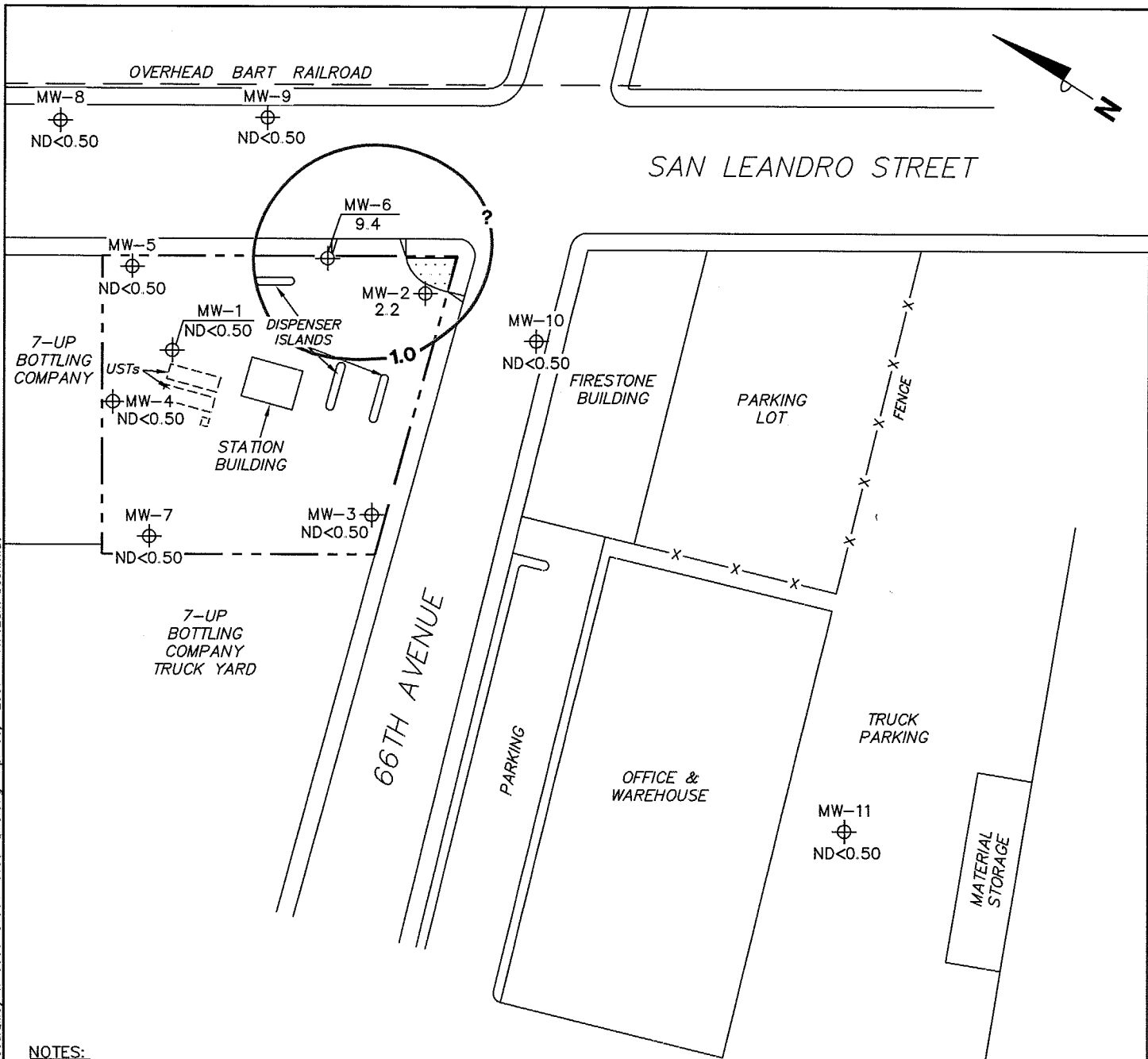


FIGURE 3

PS=1:1 3135-003 L: Graphics\Projects\Number\20-xxxx\20-0400(UnocalQMS)\20-3000\3135+3135-QMS.dwg Apr 09, 2007 - 11:42am bschmidt



NOTES:

Contour lines are interpretive and based on laboratory analysis results of groundwater samples.
 µg/l = micrograms per liter. ND = not detected at limit indicated on official laboratory report.
 UST = underground storage tank.

LEGEND

MW-11 ⊕ Monitoring Well with Dissolved-Phase Benzene Concentration (µg/l)

-10- Dissolved-Phase Benzene Contour (µg/l)

**DISSOLVED-PHASE BENZENE
 CONCENTRATION MAP
 March 20, 2007**

76 Station 3135
 845 66th Avenue
 Oakland, California


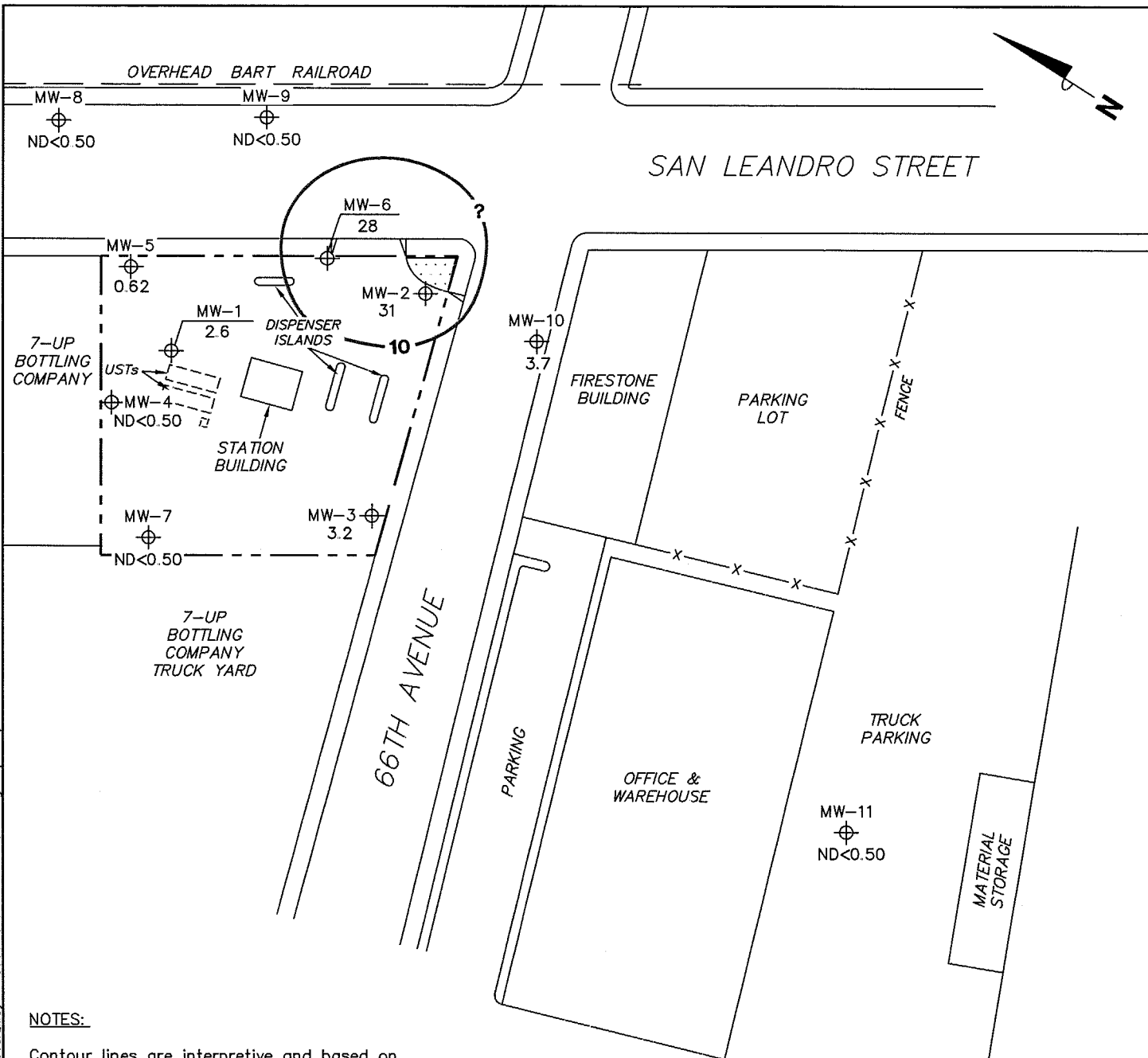


FIGURE 4

PS=1:1.1 3135-003 L: Graphics\Projects\Number\20-xxx\20-0400(Unocal\MS)\DX-3000\3135+3135-QMS.dwg Apr 09, 2007 - 11:45am bschmidt



NOTES:

Contour lines are interpretive and based on laboratory analysis results of groundwater samples. MTBE = methyl tertiary butyl ether. $\mu\text{g/l}$ = micrograms per liter. ND = not detected at limit indicated on official laboratory report. UST = underground storage tank. Results obtained using EPA Method 8260B.

LEGEND

MW-11 \oplus Monitoring Well with Dissolved-Phase MTBE Concentration ($\mu\text{g/l}$)

— 10 — Dissolved-Phase MTBE Contour ($\mu\text{g/l}$)

DISSOLVED-PHASE MTBE CONCENTRATION MAP
March 20, 2007

76 Station 3135
 845 66th Avenue
 Oakland, California

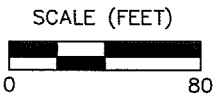
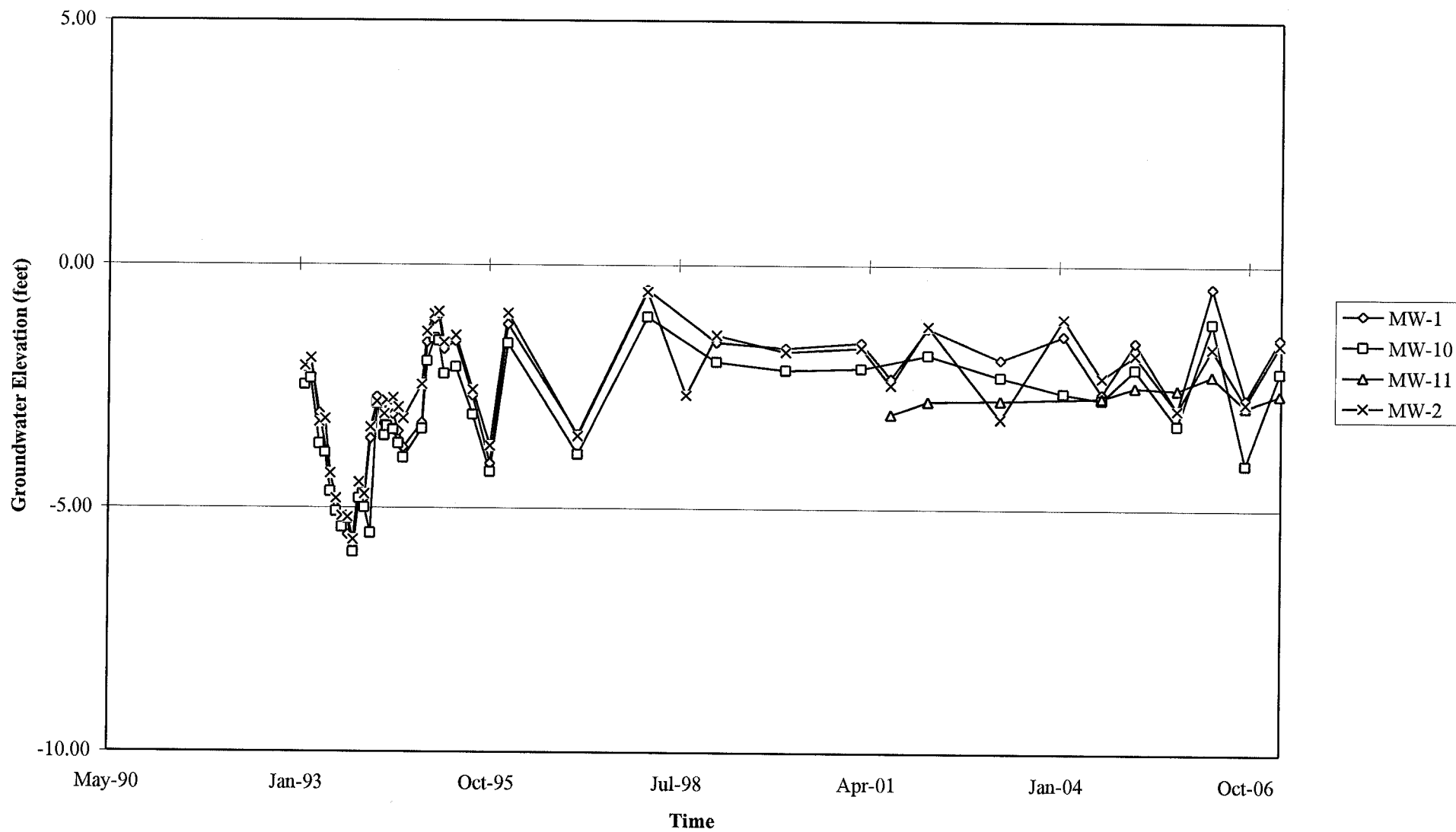


FIGURE 5

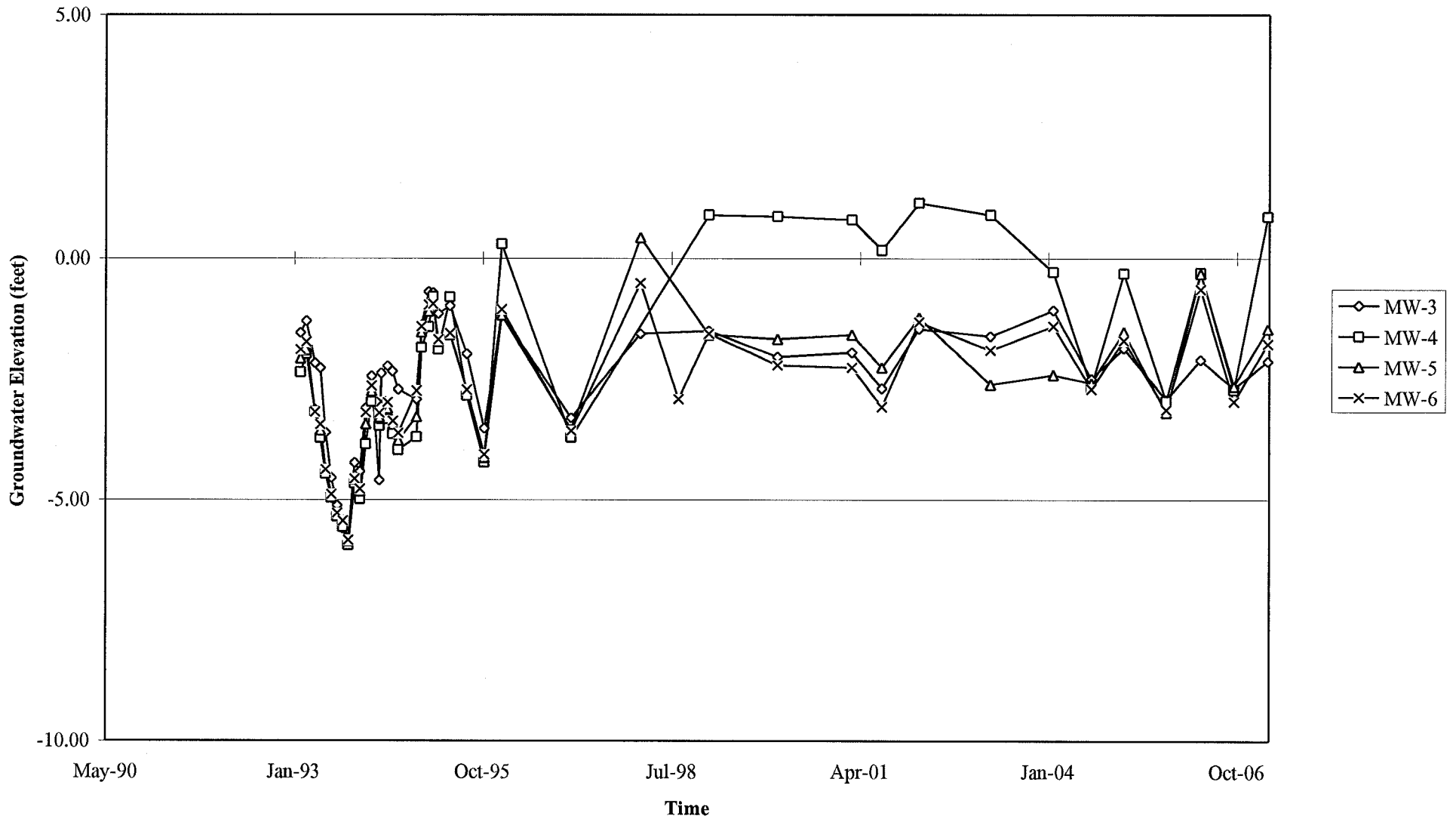
GRAPHS

Groundwater Elevations vs. Time
76 Station 3135



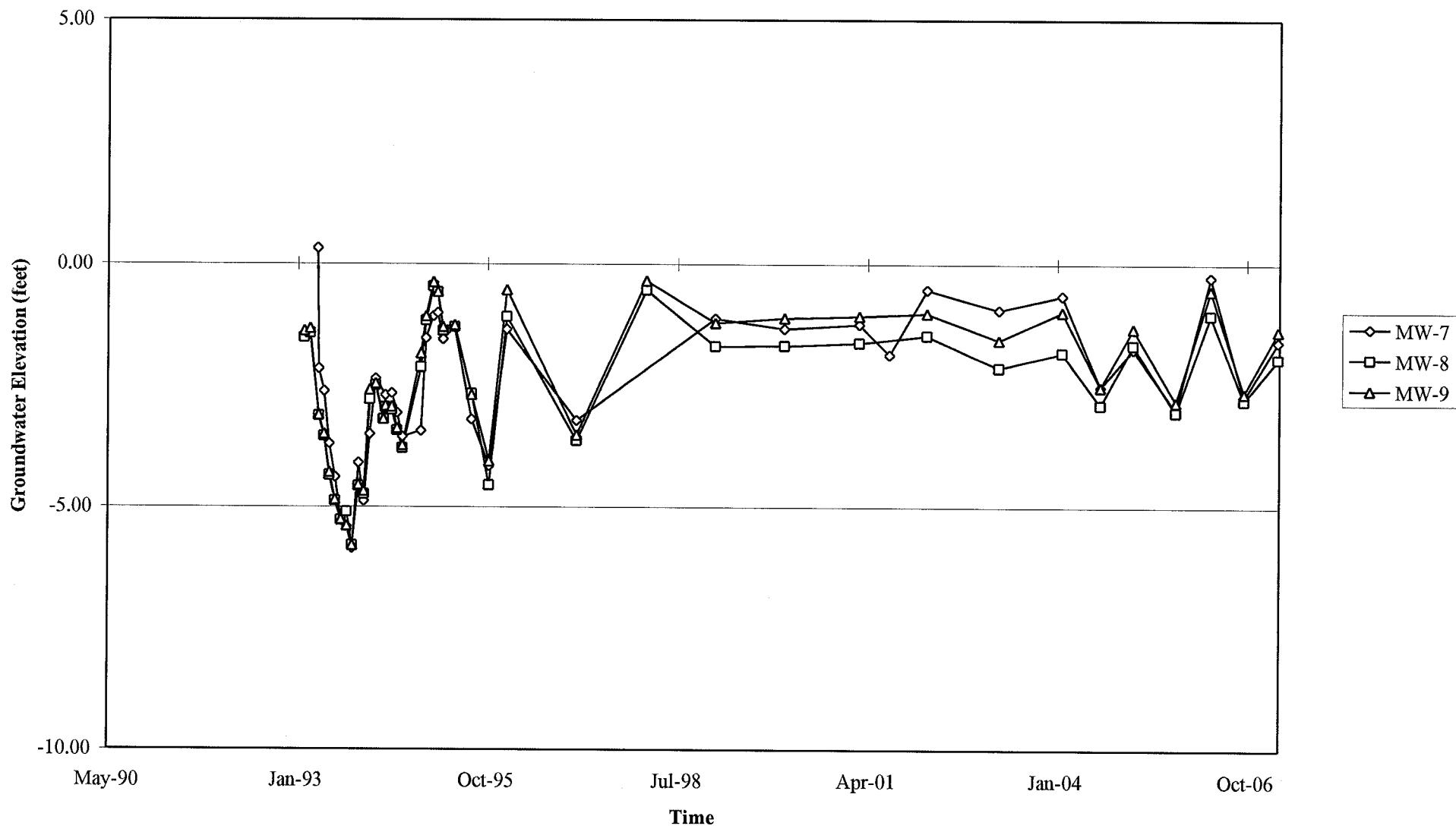
Elevations may have been corrected for apparent changes due to resurvey

Groundwater Elevations vs. Time
76 Station 3135



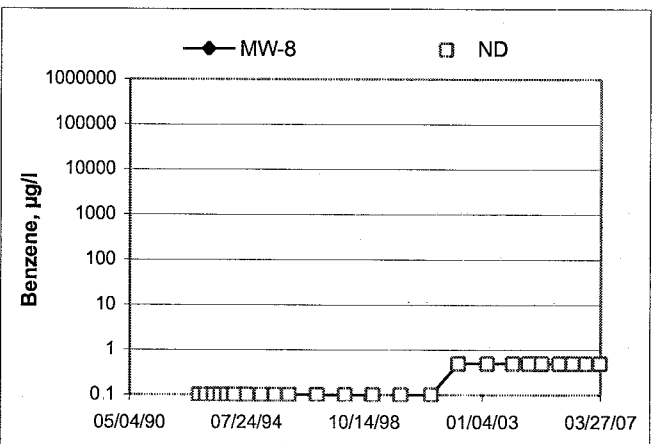
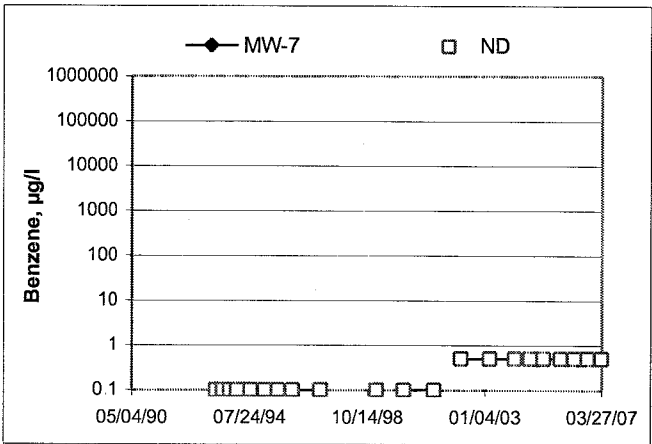
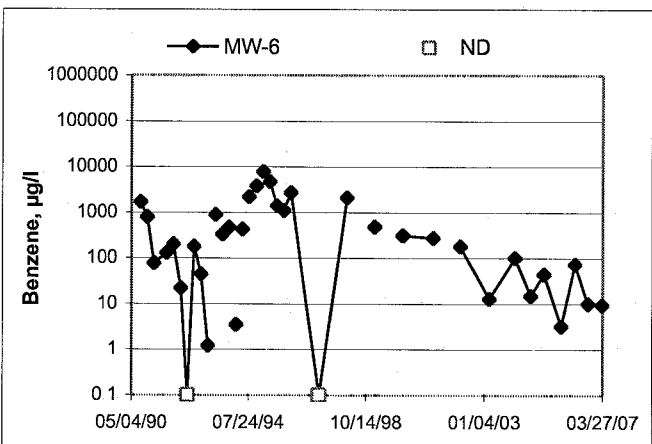
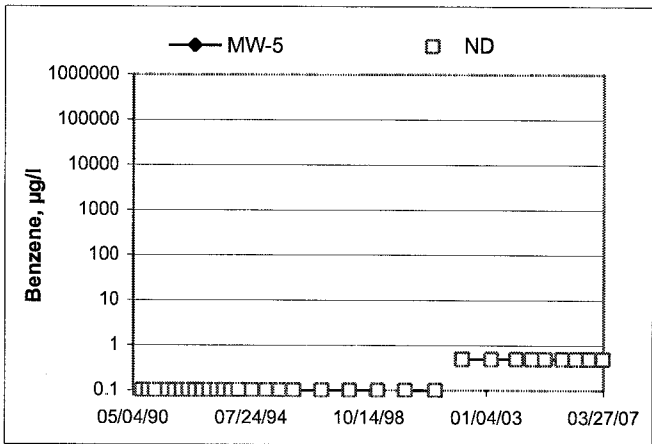
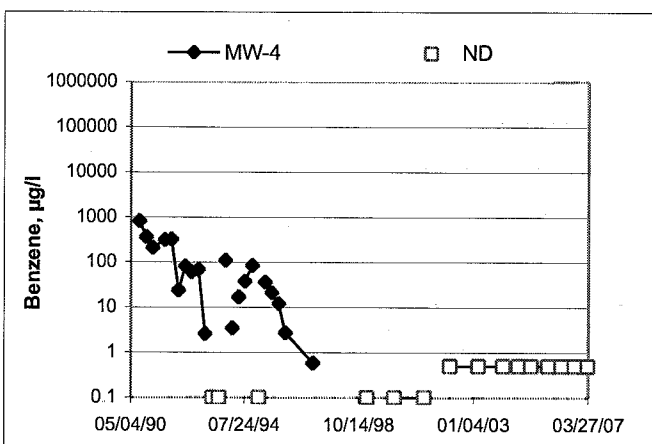
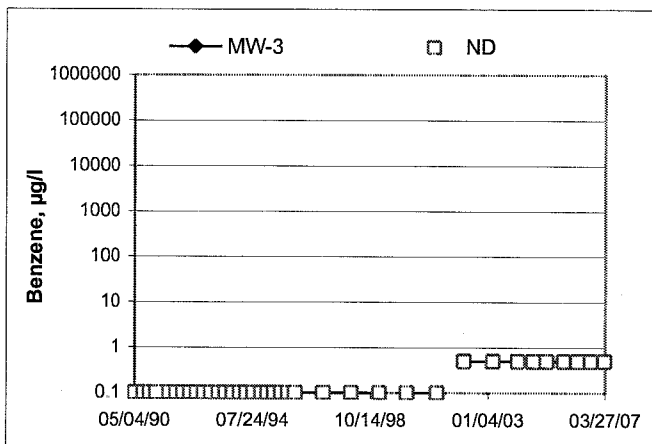
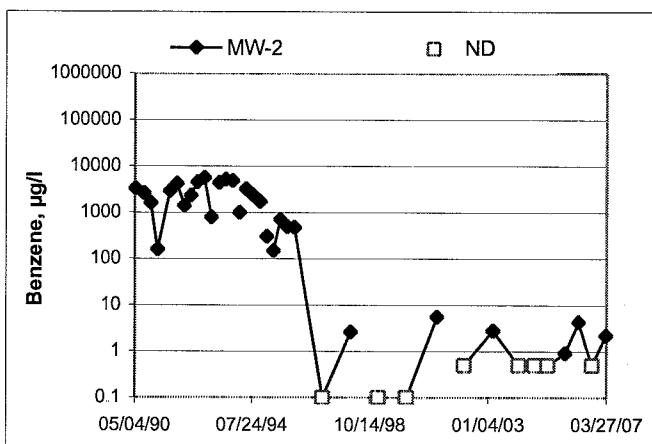
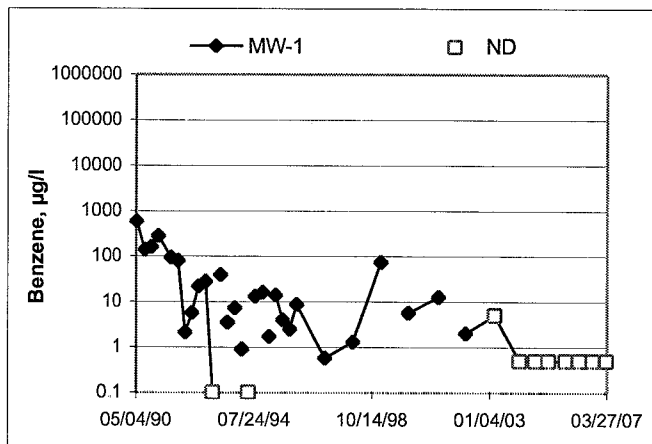
Elevations may have been corrected for apparent changes due to resurvey

Groundwater Elevations vs. Time
76 Station 3135

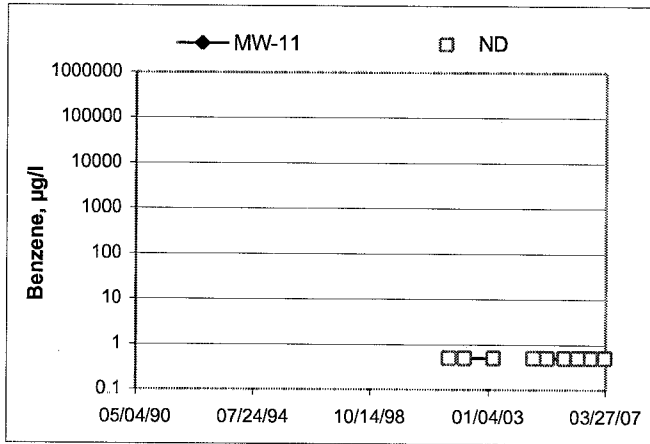
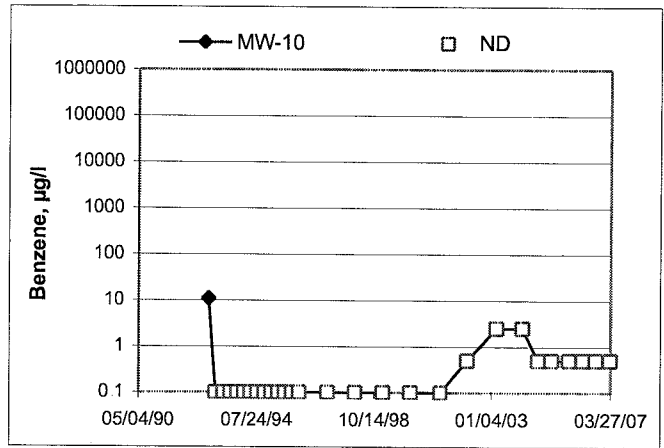
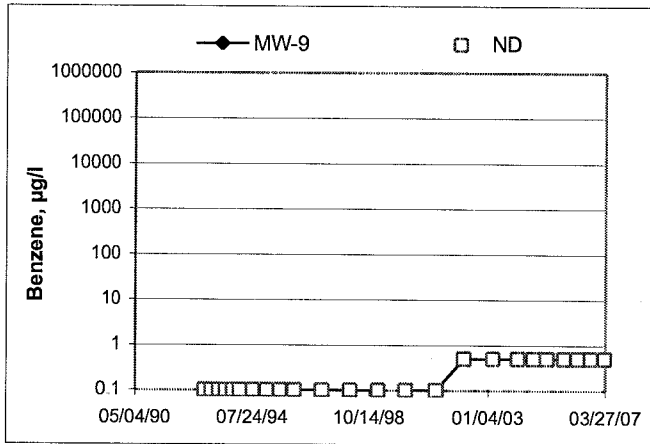


Elevations may have been corrected for apparent changes due to resurvey

Benzene Concentrations vs Time 76 Station 3135



Benzene Concentrations vs Time
76 Station 3135



GENERAL FIELD PROCEDURES

Groundwater Monitoring and Sampling Assignments

For each site, TRC technicians are provided with a Technical Service Request (TSR) that specifies activities required to complete the groundwater monitoring and sampling assignment for the site. TSRs are based on client directives, instructions from the primary environmental consultant for the site, regulatory requirements, and TRC's previous experience with the site.

Fluid Level Measurements

Initial site activities include determination of well locations based on a site map provided with the TSR. Well boxes are opened and caps are removed. Indications of well or well box damage or of pressure buildup in the well are noted.

Fluid levels in each well are measured using a coated cloth tape equipped with an electronic interface probe, which distinguishes between liquid phase hydrocarbon (LPH) and water. The depth to LPH (if it is present), to water, and to the bottom of the well are measured from the top of the well casing (surveyor's mark or notch if present) to the nearest 0.01 foot. Unless otherwise instructed, a well with less than 0.67 foot between the measured top of water and the measured bottom of the well casing is considered dry, and is not sampled. If the well contains 0.67 foot or more of water, an attempt is made to bail and/or sample as specified on the TSR.

Wells that are found to contain LPH are not purged or sampled. Instead, one casing volume of fluid is bailed from the well and the well is re-sealed. Bailed fluids are placed in a container separate from normal purge water, and properly disposed.

Purging and Groundwater Parameter Measurement

TSR instructions may specify that a well not be purged (no-purge sampling), be purged using low-flow methods, or be purged using conventional pump and/or bail methods. Conventional purging generally consists of pumping or bailing until a minimum of three casing volumes of water have been removed or until the well has been pumped dry. Pumping is generally accomplished using submersible electric or pneumatic diaphragm pumps.

During conventional purging, three groundwater parameters (temperature, pH, and conductivity) are measured after removal of each casing volume. Stabilization of these parameters, to within 10 percent, confirm that sufficient purging has been completed. In some cases, the TSR indicates that other parameters are also to be measured during purging. TRC commonly measures dissolved oxygen (DO), oxidation-reduction potential (ORP), and/or turbidity. Instruments used for groundwater parameter measurements are calibrated daily according to manufacturer's instructions.

Low-flow purging utilizes a bladder or peristaltic pump to remove water from the well at a low rate. Groundwater parameters specified by the TSR are measured continuously until they become stable in general accordance with EPA guidelines.

Purge water is generally collected in labeled drums for disposal. Drums may be left on site for disposal by others, or transported to a collection location for eventual transfer to a licensed treatment or recycling facility. In some cases, purge water may be collected directly from the site by a licensed vacuum truck company, or may be treated on site by an active remediation system, if so directed.

Groundwater Sample Collection

After wells are purged, or not purged, according to TSR instructions, samples are collected for laboratory analysis. For wells that have been purged using conventional pump or bail methods, sampling is conducted after the well has recovered to 80 percent of its original volume or after two hours if the well does not recover to at least 80 percent. If there is insufficient recharge of water in the well after two hours, the well is not sampled.

Samples are collected by lowering a new, disposable, ½-inch to 4-inch polyethylene bottom-fill bailer to just below the water level in the well. The bailer is retrieved and the water sample is carefully transferred to containers specified for the laboratory analytical methods indicated by the TSR. Particular care is given to containers for volatile organic analysis (VOAs) which require filling to zero headspace and fitting with Teflon-sealed caps.

After filling, all containers are labeled with project number (or site number), well designation, sample date, sample time, and the sampler's initials, and placed in an insulated chest with ice. Samples remain chilled prior to and during transport to a state-certified laboratory for analysis. Sample container descriptions and requested analyses are entered onto a chain-of-custody form in order to provide instructions to the laboratory. The chain-of-custody form accompanies the samples during transportation to provide a continuous record of possession from the field to the laboratory. If a freight or overnight carrier transports the samples, the carrier is noted on the form.

For wells that have been purged using low-flow methods, sample containers are filled from the effluent stream of the bladder or peristaltic pump. In some cases, if so specified by the TSR, samples are taken from the sample ports of actively pumping remediation wells.

Sequence of Gauging, Purging and Sampling

The sequence in which monitoring activities are conducted are specified on the TSR. In general, wells are gauged beginning with the least affected well and ending with the well that has the highest concentration based on previous analytic results. After all gauging for the site is completed, wells are purged and/or sampled from the least-affected to the most-affected well.

Decontamination

In order to reduce the possibility of cross contamination between wells, strict isolation and decontamination procedures are observed. Portable pumps are not used in wells with LPH. Technicians wear nitrile gloves during all gauging, purging and sampling activities. Gloves are changed between wells and more often if warranted. Any equipment that could come in contact with fluids are either dedicated to a particular wells, decontaminated prior to each use, or discarded after a single use. Decontamination consists of washing in a solution of Liqui-nox and water and rinsing twice. The final rinse is in deionized water.

Exceptions

Additional tasks or non-standard procedures, if any, that may be requested or required for a particular site, and noted on the site TSR, are documented in field notes on the following pages.

FIELD MONITORING DATA SHEET

Technician: Rick P

Job #/Task #: 411060000/EA20

Date: 3/20/07

Site # 3135

Project Manager K. WOODBURN

Page 1 of 1

| Well # | Time Gauged | TOC | Total Depth | Depth to Water | Depth to Product | Product Thickness (feet) | Time Sampled | Misc. Well Notes |
|---------------------|-------------|----------------|---------------------------|----------------|------------------|--------------------------|--------------|------------------|
| MW-9 | 0622 | ✓ | 23.10 | 5.97 | — | — | 0923 | 2" |
| MW-8 | 0632 | ✓ | 23.54 | 6.37 | — | — | 0950 | 2" |
| MW-10 | 0648 | ✓ | 21.28 | 4.88 | — | — | 1015 | 2" |
| MW-11 | 1039 | ✓ | 20.58 | 5.28 | — | — | 1050 | 2" |
| MW-7 | 0700 | ✓ | 19.85 | 6.04 | — | — | 0855 | 2" |
| MW-4 | 0709 | ✓ | 20.80 | 4.16 | — | — | 1230 | 2" |
| MW-5 | 0724 | ✓ | 25.96 | 5.77 | — | — | 1135 | 2" |
| MW-1 | 0732 | ✓ | 22.68 | 6.45 | — | — | 1155 | 2" |
| MW-3 | 0740 | ✓ | 21.64 | 5.25 | — | — | 1220 | 2" |
| MW-2 | 0747 | ✓ | 22.53 | 5.17 | — | — | 1245 | 2" |
| MW-6 | 0755 | ✓ | 25.31 | 5.82 | — | — | 1300 | 2" |
| | | | | | | | | |
| | | | | | | | | |
| | | | | | | | | |
| | | | | | | | | |
| | | | | | | | | |
| | | | | | | | | |
| | | | | | | | | |
| | | | | | | | | |
| | | | | | | | | |
| | | | | | | | | |
| | | | | | | | | |
| | | | | | | | | |
| | | | | | | | | |
| | | | | | | | | |
| | | | | | | | | |
| | | | | | | | | |
| | | | | | | | | |
| | | | | | | | | |
| | | | | | | | | |
| | | | | | | | | |
| | | | | | | | | |
| | | | | | | | | |
| | | | | | | | | |
| FIELD DATA COMPLETE | QA/QC | COC | WELL BOX CONDITION SHEETS | | | | | |
| WTT CERTIFICATE | MANIFEST | DRUM INVENTORY | TRAFFIC CONTROL | | | | | |

GROUNDWATER SAMPLING FIELD NOTES

Technician: Rick R.

Site: 3135

Project No.: 41060001

Date: 3/20/07

Well No. MW-9

Purge Method: DIA

Depth to Water (feet): 5.97

Depth to Product (feet):

Total Depth (feet) 23.10

LPH & Water Recovered (gallons):

Water Column (feet): 17.13

Casing Diameter (Inches): 2"

80% Recharge Depth(feet): 9.40

1 Well Volume (gallons): 3

| Time Start | Time Stop | Depth to Water (feet) | Volume Purged (gallons) | Conductivity (uS/cm) | Temperature (F °C) | pH | D.O. | ORP | Turbidity |
|------------------------|------------------|-----------------------|-------------------------|----------------------|--------------------|-----------------|------|-----|-----------|
| PRE | PURGE | | | | 17.1 | | 1.40 | 1 | |
| 0847 | 0917 | | 3 | 1016.48 | 7.6 | 7.42 | 7.49 | | |
| | | | 6 | 1044 | 17.1 17.3 | 7.36 | 7.91 | | |
| | 0851 | 09.20 | 9 | 1098 | 17.6 17.4 | 7.38 | 7.38 | | |
| | | | 49.7 | 486.4 | | | | | |
| Static at Time Sampled | | | Total Gallons Purged | | | Sample Time | | | |
| 7.05 - 7.46 | | | 99 | | | 0855 - 0923 | | | |
| Comments: | | | | | | | | | |

Well No. MW-8

Purge Method: DIA

Depth to Water (feet): 6.37

Depth to Product (feet):

Total Depth (feet) 23.54

LPH & Water Recovered (gallons):

Water Column (feet) 17.17

Casing Diameter (Inches): 2"

80% Recharge Depth(feet) 9.80

1 Well Volume (gallons): 3

| Time Start | Time Stop | Depth to Water (feet) | Volume Purged (gallons) | Conductivity (uS/cm) | Temperature (F °C) | pH | D.O. | ORP | Turbidity |
|------------------------|------------------|-----------------------|-------------------------|----------------------|--------------------|-------------|------|-----|-----------|
| PRE | PURGE | | | | | | 6.37 | 5 | |
| 0942 | | | 3 | 652.5 | 17.2 | 7.25 | | | |
| | | | 6 | 652.3 | 17.6 | 7.18 | | | |
| | 0944 | | 9 | 670.1 | 17.6 | 7.16 | | | |
| Static at Time Sampled | | | Total Gallons Purged | | | Sample Time | | | |
| 7.94 | | | 9 | | | 0950 | | | |
| Comments: | | | | | | | | | |



GROUNDWATER SAMPLING FIELD NOTES

Technician: Rick E.

Site: 3135

Project No.: 41060001

Date: 3/20/07

Well No. MW-10

Purge Method: DIA

Depth to Water (feet): 4.88

Depth to Product (feet):

Total Depth (feet) 21.28

LPH & Water Recovered (gallons):

Water Column (feet): 16.40

Casing Diameter (Inches): 2"

80% Recharge Depth(feet): 8.16

1 Well Volume (gallons): 3

| Time Start | Time Stop | Depth to Water (feet) | Volume Purged (gallons) | Conductivity (uS/cm) | Temperature (F. °C) | pH | D.O. | ORP | Turbidity |
|------------------------|-----------|-----------------------|-------------------------|----------------------|---------------------|-------------|------|-----|-----------|
| PRE | PURGE | | | | | | | | |
| 1011 | | | 3 | 1283 | 17.8 | 7.31 | 6.90 | 30 | |
| | | | 6 | 1273 | 18.1 | 7.25 | | | |
| | 1013 | | 9 | 1264 | 18.2 | 7.19 | | | |
| Static at Time Sampled | | | Total Gallons Purged | | | Sample Time | | | |
| 9.37 | | | 9 | | | 1015 | | | |
| Comments: | | | | | | | | | |

Well No. MW-11

Purge Method: DIA

Depth to Water (feet): 5.28

Depth to Product (feet):

Total Depth (feet) 20.58

LPH & Water Recovered (gallons):

Water Column (feet) 15.30

Casing Diameter (Inches): 2"

80% Recharge Depth(feet) 8.34

1 Well Volume (gallons): 2

| Time Start | Time Stop | Depth to Water (feet) | Volume Purged (gallons) | Conductivity (uS/cm) | Temperature (F. °C) | pH | D.O. | ORP | Turbidity |
|------------------------|-----------|-----------------------|-------------------------|----------------------|---------------------|-------------|------|-----|-----------|
| PRE | PURGE | | | | | | | | |
| 1043 | | | 2 | 1517 | 18.1 | 7.45 | 1.03 | -27 | |
| | | | 4 | 1512 | 18.1 | 7.55 | | | |
| | 1045 | | 6 | 1530 | 18.3 | 7.58 | | | |
| Static at Time Sampled | | | Total Gallons Purged | | | Sample Time | | | |
| 6.31 | | | 6 | | | 1050 | | | |
| Comments: | | | | | | | | | |

GROUNDWATER SAMPLING FIELD NOTES

Technician: Rick R.

Site: 3135

Project No.: 41060001

Date: 3/20/07

Well No. MW-7

Purge Method: DIA

Depth to Water (feet): 6.04

Depth to Product (feet):

Total Depth (feet): 19.85

LPH & Water Recovered (gallons):

Water Column (feet): 13.81

Casing Diameter (Inches): 2"

80% Recharge Depth(feet): 8.80

1 Well Volume (gallons): 3

| Time Start | Time Stop | Depth to Water (feet) | Volume Purged (gallons) | Conductivity (uS/cm) | Temperature (F. °C) | pH | D.O. | ORP | Turbidity |
|------------------------|------------------|-----------------------|-------------------------|----------------------|---------------------|-------------|------|-----------|-----------|
| PRE | PURGE | | | | | | | | |
| 0847 | | | 2 | 1016 | 15.6 | 7.42 | | 3.39 - 71 | |
| | | | 4 | 1044 | 17.1 | 7.36 | | | |
| | 0851 | | 6 | 1098 | 17.6 | 7.38 | | | |
| Static at Time Sampled | | | Total Gallons Purged | | | Sample Time | | | |
| 7.05 | | | 6 | | | 0855 | | | |
| Comments: | | | | | | | | | |

Well No. MW-4

Purge Method: DIA

Depth to Water (feet): 4.16

Depth to Product (feet):

Total Depth (feet): 20.80

LPH & Water Recovered (gallons):

Water Column (feet): 16.64

Casing Diameter (Inches): 2"

80% Recharge Depth(feet): 7.49

1 Well Volume (gallons): 3

| Time Start | Time Stop | Depth to Water (feet) | Volume Purged (gallons) | Conductivity (uS/cm) | Temperature (F. °C) | pH | D.O. | ORP | Turbidity |
|------------------------|------------------|-----------------------|-------------------------|----------------------|---------------------|-------------|------|-----------|-----------|
| PRE | PURGE | | | | | | | | |
| 1117 | | | 3 | 969.9 | 18.4 | 7.72 | | 5.69 - 59 | |
| | | | 6 | 952.4 | 19.0 | 7.63 | | | |
| | 1119 | | 9 | 970.7 | 18.1 | 7.65 | | | |
| Static at Time Sampled | | | Total Gallons Purged | | | Sample Time | | | |
| 5.27 | | | 9 | | | 1230 | | | |
| Comments: | | | | | | | | | |



GROUNDWATER SAMPLING FIELD NOTES

Technician: Dick R.

Site: 3135

Project No.: 411060001

Date: 3/20/07

Well No. MW-5

Purge Method: DA

Depth to Water (feet): 5.77

Depth to Product (feet):

Total Depth (feet) 25.96

LPH & Water Recovered (gallons):

Water Column (feet): 20.19

Casing Diameter (Inches) 2"

80% Recharge Depth(feet): 9.81

1 Well Volume (gallons): 3

| Time Start | Time Stop | Depth to Water (feet) | Volume Purged (gallons) | Conductivity (uS/cm) | Temperature (F.°C) | pH | D.O. | ORP | Turbidity |
|------------------------|-----------|-----------------------|-------------------------|----------------------|--------------------|------|------|-----|-----------|
| PRE | PURGE | | | | | | | | |
| 1129 | | | 3 | 959.6 | 19.6 | 7.29 | 4.55 | -57 | |
| | | | 6 | 950.3 | 19.2 | 7.25 | | | |
| | 1131 | | 9 | 937.7 | 19.2 | 7.25 | | | |
| Static at Time Sampled | | | Total Gallons Purged | | Sample Time | | | | |
| 6.16 | | | 9 | | 1135 | | | | |
| Comments: | | | | | | | | | |

Well No. MW-1

Purge Method: DA

Depth to Water (feet): 6.45

Depth to Product (feet):

Total Depth (feet) 22.68

LPH & Water Recovered (gallons):

Water Column (feet): 16.23

Casing Diameter (Inches): 2"

80% Recharge Depth(feet): 9.70

1 Well Volume (gallons): 3

| Time Start | Time Stop | Depth to Water (feet) | Volume Purged (gallons) | Conductivity (uS/cm) | Temperature (F.°C) | pH | D.O. | ORP | Turbidity |
|------------------------|-----------|-----------------------|-------------------------|----------------------|--------------------|------|------|-----|-----------|
| PRE | PURGE | | | | | | | | |
| 1150 | | | 3 | 1626 | 18.9 | 7.32 | 0.84 | -97 | |
| | | | 6 | 1625 | 18.8 | 7.29 | | | |
| | 1152 | | 9 | 1736 | 19.0 | 7.30 | | | |
| Static at Time Sampled | | | Total Gallons Purged | | Sample Time | | | | |
| 8.17 | | | 9 | | 1159 | | | | |
| Comments: | | | | | | | | | |

GROUNDWATER SAMPLING FIELD NOTES

Technician: Rick R

Site: 3135

Project No.: 41060001

Date: 3/20/07

Well No. MW-3

Purge Method: DIA

Depth to Water (feet): 5.25

Depth to Product (feet):

Total Depth (feet) 21.64

LPH & Water Recovered (gallons):

Water Column (feet): 16.39

Casing Diameter (Inches): 2"

80% Recharge Depth(feet): 8.93

1 Well Volume (gallons): 3

| Time Start | Time Stop | Depth to Water (feet) | Volume Purged (gallons) | Conductivity (uS/cm) | Temperature (F. C) | pH | D.O. | ORP | Turbidity |
|------------------------|--------------|-----------------------|-------------------------|----------------------|--------------------|-------------|-------------|-------------|-----------|
| <u>PURGE</u> | <u>PURGE</u> | | | | | | | | |
| <u>1210</u> | | | <u>3</u> | <u>1133</u> | <u>17.4</u> | <u>7.21</u> | <u>0.70</u> | <u>-102</u> | |
| | | | <u>6</u> | <u>1139</u> | <u>17.8</u> | <u>7.18</u> | | | |
| | <u>1213</u> | | <u>9</u> | <u>1138</u> | <u>18.2</u> | <u>7.16</u> | | | |
| Static at Time Sampled | | | Total Gallons Purged | | Sample Time | | | | |
| <u>8.51</u> | | | <u>9</u> | | <u>1220</u> | | | | |
| Comments: | | | | | | | | | |

Well No. MW-2

Purge Method: DIA

Depth to Water (feet): 5.17

Depth to Product (feet):

Total Depth (feet) 22.53

LPH & Water Recovered (gallons):

Water Column (feet): 17.36

Casing Diameter (Inches): 2"

80% Recharge Depth(feet): 8.64

1 Well Volume (gallons): 3

| Time Start | Time Stop | Depth to Water (feet) | Volume Purged (gallons) | Conductivity (uS/cm) | Temperature (F. C) | pH | D.O. | ORP | Turbidity |
|------------------------|--------------|-----------------------|-------------------------|----------------------|--------------------|-------------|-------------|-------------|-----------|
| <u>PURGE</u> | <u>PURGE</u> | | | | | | | | |
| <u>1236</u> | | | <u>3</u> | <u>767.9</u> | <u>18.3</u> | <u>7.49</u> | <u>0.82</u> | <u>-118</u> | |
| | | | <u>6</u> | <u>762.0</u> | <u>18.4</u> | <u>7.36</u> | | | |
| | <u>1239</u> | | <u>9</u> | <u>794.6</u> | <u>18.6</u> | <u>7.31</u> | | | |
| Static at Time Sampled | | | Total Gallons Purged | | Sample Time | | | | |
| <u>7.62</u> | | | <u>9</u> | | <u>1245</u> | | | | |
| Comments: | | | | | | | | | |

GROUNDWATER SAMPLING FIELD NOTES

Technician: Rick R

Site: 3135

Project No.: 41060001

Date: 3/20/07

Well No. MW-6

Purge Method: DIA

Depth to Water (feet): 5.82

Depth to Product (feet): _____

Total Depth (feet): 25.81

LPH & Water Recovered (gallons): _____

Water Column (feet): 19.99

Casing Diameter (Inches): 2"

80% Recharge Depth(feet): 9.82

1 Well Volume (gallons): 3

| Time Start | Time Stop | Depth to Water (feet) | Volume Purged (gallons) | Conductivity (uS/cm) | Temperature (F/C) | pH | D.O. | ORP | Turbidity |
|------------------------|--------------|-----------------------|-------------------------|----------------------|-------------------|-------------|-------------|------------|-----------|
| <u>PRE</u> | <u>Purge</u> | | | | | | | | |
| <u>1255</u> | | | <u>3</u> | <u>1360</u> | <u>19.0</u> | <u>7.11</u> | <u>0.87</u> | <u>-94</u> | |
| | | | <u>6</u> | <u>1214</u> | <u>19.2</u> | <u>7.11</u> | | | |
| | <u>1257</u> | | <u>9</u> | <u>1242</u> | <u>19.2</u> | <u>7.42</u> | | | |
| Static at Time Sampled | | | Total Gallons Purged | | Sample Time | | | | |
| <u>6.07</u> | | | <u>9</u> | | <u>1300</u> | | | | |
| Comments: | | | | | | | | | |

Well No. _____

Purge Method: _____

Depth to Water (feet): _____

Depth to Product (feet): _____

Total Depth (feet): _____

LPH & Water Recovered (gallons): _____

Water Column (feet): _____

Casing Diameter (Inches): _____

80% Recharge Depth(feet): _____

1 Well Volume (gallons): _____

| Time Start | Time Stop | Depth to Water (feet) | Volume Purged (gallons) | Conductivity (uS/cm) | Temperature (F.C) | pH | D.O. | ORP | Turbidity |
|------------------------|-----------|-----------------------|-------------------------|----------------------|-------------------|----|------|-----|-----------|
| | | | | | | | | | |
| | | | | | | | | | |
| | | | | | | | | | |
| | | | | | | | | | |
| Static at Time Sampled | | | Total Gallons Purged | | Sample Time | | | | |
| | | | | | | | | | |
| Comments: | | | | | | | | | |



Date of Report: 04/02/2007


Anju Farfan

TRC Alton Geoscience
21 Technology Drive
Irvine, CA 92618-2302


RE: 3135
BC Work Order: 0703344

Enclosed are the results of analyses for samples received by the laboratory on 03/20/2007 21:30. If you have any questions concerning this report, please feel free to contact me.

Sincerely,



Contact Person: Vanessa Hooker
Client Service Rep



Authorized Signature

TRC Alton Geoscience
 21 Technology Drive
 Irvine, CA 92618-2302

 Project: 3135
 Project Number: [none]
 Project Manager: Anju Farfan

Reported: 04/02/2007 16:41

Laboratory / Client Sample Cross Reference

| Laboratory | Client Sample Information | | | | | |
|------------|--|--|---|--|--|--|
| 0703344-01 | COC Number: --- Project Number: 3135 Sampling Location: MW-9 Sampling Point: MW-9 Sampled By: Rick R. of TRCI | Receive Date: 03/20/2007 21:30 Sampling Date: 03/20/2007 09:23 Sample Depth: --- Sample Matrix: Water | Delivery Work Order: Global ID: T0600101488 Matrix: W Sample QC Type (SACode): CS Cooler ID: | | | |
| 0703344-02 | COC Number: --- Project Number: 3135 Sampling Location: MW-8 Sampling Point: MW-8 Sampled By: Rick R. of TRCI | Receive Date: 03/20/2007 21:30 Sampling Date: 03/20/2007 09:50 Sample Depth: --- Sample Matrix: Water | Delivery Work Order: Global ID: T0600101488 Matrix: W Sample QC Type (SACode): CS Cooler ID: | | | |
| 0703344-03 | COC Number: --- Project Number: 3135 Sampling Location: MW-10 Sampling Point: MW-10 Sampled By: Rick R. of TRCI | Receive Date: 03/20/2007 21:30 Sampling Date: 03/20/2007 10:15 Sample Depth: --- Sample Matrix: Water | Delivery Work Order: Global ID: T0600101488 Matrix: W Sample QC Type (SACode): CS Cooler ID: | | | |
| 0703344-04 | COC Number: --- Project Number: 3135 Sampling Location: MW-11 Sampling Point: MW-11 Sampled By: Rick R. of TRCI | Receive Date: 03/20/2007 21:30 Sampling Date: 03/20/2007 10:50 Sample Depth: --- Sample Matrix: Water | Delivery Work Order: Global ID: T0600101488 Matrix: W Sample QC Type (SACode): CS Cooler ID: | | | |
| 0703344-05 | COC Number: --- Project Number: 3135 Sampling Location: MW-7 Sampling Point: MW-7 Sampled By: Rick R. of TRCI | Receive Date: 03/20/2007 21:30 Sampling Date: 03/20/2007 08:55 Sample Depth: --- Sample Matrix: Water | Delivery Work Order: Global ID: T0600101488 Matrix: W Sample QC Type (SACode): CS Cooler ID: | | | |



TRC Alton Geoscience
21 Technology Drive
Irvine, CA 92618-2302

Project: 3135
Project Number: [none]
Project Manager: Anju Farfan

Reported: 04/02/2007 16:41

Laboratory / Client Sample Cross Reference

| Laboratory | Client Sample Information | | | Receive Date: | Sampling Date: | Sample Depth: | Sample Matrix: | Delivery Work Order: | Global ID: | Matrix: | Sample QC Type (SACode): | Cooler ID: |
|------------|---------------------------|-----------------|--|------------------|------------------|---------------|----------------|----------------------|-------------|---------|--------------------------|------------|
| 0703344-06 | COC Number: | --- | | 03/20/2007 21:30 | 03/20/2007 12:30 | --- | Water | | T0600101488 | W | CS | |
| | Project Number: | 3135 | | | | | | | | | | |
| | Sampling Location: | MW-4 | | | | | | | | | | |
| | Sampling Point: | MW-4 | | | | | | | | | | |
| | Sampled By: | Rick R. of TRCI | | | | | | | | | | |
| 0703344-07 | COC Number: | --- | | 03/20/2007 21:30 | 03/20/2007 11:35 | --- | Water | | T0600101488 | W | CS | |
| | Project Number: | 3135 | | | | | | | | | | |
| | Sampling Location: | MW-5 | | | | | | | | | | |
| | Sampling Point: | MW-5 | | | | | | | | | | |
| | Sampled By: | Rick R. of TRCI | | | | | | | | | | |
| 0703344-08 | COC Number: | --- | | 03/20/2007 21:30 | 03/20/2007 11:55 | --- | Water | | T0600101488 | W | CS | |
| | Project Number: | 3135 | | | | | | | | | | |
| | Sampling Location: | MW-1 | | | | | | | | | | |
| | Sampling Point: | MW-1 | | | | | | | | | | |
| | Sampled By: | Rick R. of TRCI | | | | | | | | | | |
| 0703344-09 | COC Number: | --- | | 03/20/2007 21:30 | 03/20/2007 12:20 | --- | Water | | T0600101488 | W | CS | |
| | Project Number: | 3135 | | | | | | | | | | |
| | Sampling Location: | MW-3 | | | | | | | | | | |
| | Sampling Point: | MW-3 | | | | | | | | | | |
| | Sampled By: | Rick R. of TRCI | | | | | | | | | | |
| 0703344-10 | COC Number: | --- | | 03/20/2007 21:30 | 03/20/2007 12:45 | --- | Water | | T0600101488 | W | CS | |
| | Project Number: | 3135 | | | | | | | | | | |
| | Sampling Location: | MW-2 | | | | | | | | | | |
| | Sampling Point: | MW-2 | | | | | | | | | | |
| | Sampled By: | Rick R. of TRCI | | | | | | | | | | |



TRC Alton Geoscience
21 Technology Drive
Irvine, CA 92618-2302

Project: 3135
Project Number: [none]
Project Manager: Anju Farfan

Reported: 04/02/2007 16:41

Laboratory / Client Sample Cross Reference

| Laboratory | Client Sample Information | | | | | | | | | | | | | | | | | | | | | | | | | | | | | | |
|---------------------------|---|-----------------------|------------------|---------------------------------|------------------|-----------------------------|--|------------------------|------|-----------------------|------------------|-------------------|-------------|---------------------------|------|----------------------|-----|----------------|---|------------------------|------|-----------------------|-------|---------------------------------|----|--------------------|-----------------|--|--|-------------------|--|
| 0703344-11 | <table> <tr> <td>COC Number:</td><td>---</td> <td>Receive Date:</td><td>03/20/2007 21:30</td> <td>Delivery Work Order:</td><td></td> </tr> <tr> <td>Project Number:</td><td>3135</td> <td>Sampling Date:</td><td>03/20/2007 13:00</td> <td>Global ID:</td><td>T0600101488</td> </tr> <tr> <td>Sampling Location:</td><td>MW-6</td> <td>Sample Depth:</td><td>---</td> <td>Matrix:</td><td>W</td> </tr> <tr> <td>Sampling Point:</td><td>MW-6</td> <td>Sample Matrix:</td><td>Water</td> <td>Sample QC Type (SACode):</td><td>CS</td> </tr> <tr> <td>Sampled By:</td><td>Rick R. of TRCI</td> <td></td><td></td> <td>Cooler ID:</td><td></td> </tr> </table> | COC Number: | --- | Receive Date: | 03/20/2007 21:30 | Delivery Work Order: | | Project Number: | 3135 | Sampling Date: | 03/20/2007 13:00 | Global ID: | T0600101488 | Sampling Location: | MW-6 | Sample Depth: | --- | Matrix: | W | Sampling Point: | MW-6 | Sample Matrix: | Water | Sample QC Type (SACode): | CS | Sampled By: | Rick R. of TRCI | | | Cooler ID: | |
| COC Number: | --- | Receive Date: | 03/20/2007 21:30 | Delivery Work Order: | | | | | | | | | | | | | | | | | | | | | | | | | | | |
| Project Number: | 3135 | Sampling Date: | 03/20/2007 13:00 | Global ID: | T0600101488 | | | | | | | | | | | | | | | | | | | | | | | | | | |
| Sampling Location: | MW-6 | Sample Depth: | --- | Matrix: | W | | | | | | | | | | | | | | | | | | | | | | | | | | |
| Sampling Point: | MW-6 | Sample Matrix: | Water | Sample QC Type (SACode): | CS | | | | | | | | | | | | | | | | | | | | | | | | | | |
| Sampled By: | Rick R. of TRCI | | | Cooler ID: | | | | | | | | | | | | | | | | | | | | | | | | | | | |

TRC Alton Geoscience
 21 Technology Drive
 Irvine, CA 92618-2302

 Project: 3135
 Project Number: [none]
 Project Manager: Anju Farfan

Reported: 04/02/2007 16:41

Volatile Organic Analysis (EPA Method 8260)

| BCL Sample ID: | 0703344-01 | | | | | | | | | | | | |
|--|--|-------|----------------------|-----|----------|-----------|----------------|---------|---------------|----------|-------------|---------|-----------|
| Client Sample Name: | 3135, MW-9, MW-9, 3/20/2007 9:23:00AM, Rick R. | | | | | | | | | | | | |
| Constituent | Result | Units | PQL | MDL | Method | Prep Date | Run Date/Time | Analyst | Instrument ID | Dilution | QC Batch ID | MB Bias | Lab Quals |
| Benzene | ND | ug/L | 0.50 | | EPA-8260 | 03/25/07 | 03/26/07 22:41 | DKC | MS-V12 | 1 | BQC1462 | ND | |
| Ethylbenzene | ND | ug/L | 0.50 | | EPA-8260 | 03/25/07 | 03/26/07 22:41 | DKC | MS-V12 | 1 | BQC1462 | ND | |
| Methyl t-butyl ether | ND | ug/L | 0.50 | | EPA-8260 | 03/25/07 | 03/26/07 22:41 | DKC | MS-V12 | 1 | BQC1462 | ND | |
| Toluene | ND | ug/L | 0.50 | | EPA-8260 | 03/25/07 | 03/26/07 22:41 | DKC | MS-V12 | 1 | BQC1462 | ND | |
| Total Xylenes | ND | ug/L | 0.50 | | EPA-8260 | 03/25/07 | 03/26/07 22:41 | DKC | MS-V12 | 1 | BQC1462 | ND | |
| Ethanol | ND | ug/L | 250 | | EPA-8260 | 03/25/07 | 03/26/07 22:41 | DKC | MS-V12 | 1 | BQC1462 | ND | |
| Total Purgeable Petroleum Hydrocarbons | ND | ug/L | 50 | | EPA-8260 | 03/25/07 | 03/26/07 22:41 | DKC | MS-V12 | 1 | BQC1462 | ND | |
| 1,2-Dichloroethane-d4 (Surrogate) | 105 | % | 76 - 114 (LCL - UCL) | | EPA-8260 | 03/25/07 | 03/26/07 22:41 | DKC | MS-V12 | 1 | BQC1462 | | |
| Toluene-d8 (Surrogate) | 95.9 | % | 88 - 110 (LCL - UCL) | | EPA-8260 | 03/25/07 | 03/26/07 22:41 | DKC | MS-V12 | 1 | BQC1462 | | |
| 4-Bromofluorobenzene (Surrogate) | 94.1 | % | 86 - 115 (LCL - UCL) | | EPA-8260 | 03/25/07 | 03/26/07 22:41 | DKC | MS-V12 | 1 | BQC1462 | | |

TRC Alton Geoscience
 21 Technology Drive
 Irvine, CA 92618-2302

Project: 3135
 Project Number: [none]
 Project Manager: Anju Farfan

Reported: 04/02/2007 16:41

Water Analysis (General Chemistry)

| BCL Sample ID: | 0703344-01 | | | | | | | | | | | | |
|---------------------|--|-------|------|-----|------------|-----------|----------------|---------|---------------|----------|-------------|---------|-----------|
| Client Sample Name: | 3135, MW-9, MW-9, 3/20/2007 9:23:00AM, Rick R. | | | | | | | | | | | | |
| Constituent | Result | Units | PQL | MDL | Method | Prep Date | Run Date/Time | Analyst | Instrument ID | Dilution | QC Batch ID | MB Bias | Lab Quals |
| Nitrate as N | 7.0 | mg/L | 0.10 | | EPA-300.0 | 03/21/07 | 03/21/07 07:50 | LMB | IC2 | 1 | BQC1193 | ND | |
| Sulfate | 26 | mg/L | 1.0 | | EPA-300.0 | 03/21/07 | 03/21/07 07:50 | LMB | IC2 | 1 | BQC1193 | ND | |
| Iron (II) Species | 320 | ug/L | 100 | | SM-3500-Fc | 03/22/07 | 03/22/07 09:45 | SLC | SPEC05 | 1 | BQC1341 | ND | |

TRC Alton Geoscience
 21 Technology Drive
 Irvine, CA 92618-2302

 Project: 3135
 Project Number: [none]
 Project Manager: Anju Farfan

Reported: 04/02/2007 16:41

Volatile Organic Analysis (EPA Method 8260)

| BCL Sample ID: | 0703344-02 | | | | | | | | | | | | |
|--|--|-------|----------------------|-----|----------|-----------|----------------|---------|---------------|----------|-------------|---------|-----------|
| Client Sample Name: | 3135, MW-8, MW-8, 3/20/2007 9:50:00AM, Rick R. | | | | | | | | | | | | |
| Constituent | Result | Units | PQL | MDL | Method | Prep Date | Run Date/Time | Analyst | Instrument ID | Dilution | QC Batch ID | MB Bias | Lab Quals |
| Benzene | ND | ug/L | 0.50 | | EPA-8260 | 03/25/07 | 03/26/07 23:07 | DKC | MS-V12 | 1 | BQC1462 | ND | |
| Ethylbenzene | ND | ug/L | 0.50 | | EPA-8260 | 03/25/07 | 03/26/07 23:07 | DKC | MS-V12 | 1 | BQC1462 | ND | |
| Methyl t-butyl ether | ND | ug/L | 0.50 | | EPA-8260 | 03/25/07 | 03/26/07 23:07 | DKC | MS-V12 | 1 | BQC1462 | ND | |
| Toluene | ND | ug/L | 0.50 | | EPA-8260 | 03/25/07 | 03/26/07 23:07 | DKC | MS-V12 | 1 | BQC1462 | ND | |
| Total Xylenes | ND | ug/L | 0.50 | | EPA-8260 | 03/25/07 | 03/26/07 23:07 | DKC | MS-V12 | 1 | BQC1462 | ND | |
| Ethanol | ND | ug/L | 250 | | EPA-8260 | 03/25/07 | 03/26/07 23:07 | DKC | MS-V12 | 1 | BQC1462 | ND | |
| Total Purgeable Petroleum Hydrocarbons | ND | ug/L | 50 | | EPA-8260 | 03/25/07 | 03/26/07 23:07 | DKC | MS-V12 | 1 | BQC1462 | ND | |
| 1,2-Dichloroethane-d4 (Surrogate) | 99.4 | % | 76 - 114 (LCL - UCL) | | EPA-8260 | 03/25/07 | 03/26/07 23:07 | DKC | MS-V12 | 1 | BQC1462 | | |
| Toluene-d8 (Surrogate) | 94.6 | % | 88 - 110 (LCL - UCL) | | EPA-8260 | 03/25/07 | 03/26/07 23:07 | DKC | MS-V12 | 1 | BQC1462 | | |
| 4-Bromofluorobenzene (Surrogate) | 94.3 | % | 86 - 115 (LCL - UCL) | | EPA-8260 | 03/25/07 | 03/26/07 23:07 | DKC | MS-V12 | 1 | BQC1462 | | |



TRC Alton Geoscience
21 Technology Drive
Irvine, CA 92618-2302

Project: 3135
Project Number: [none]
Project Manager: Anju Farfan

Reported: 04/02/2007 16:41

Water Analysis (General Chemistry)

| BCL Sample ID: 0703344-02 | | Client Sample Name: 3135, MW-8, MW-8, 3/20/2007 9:50:00AM, Rick R. | | | | | | | | | | | |
|---------------------------|--------|--|------|-----|------------|-----------|----------------|---------|----------------|----------|-------------|---------|-----------|
| Constituent | Result | Units | PQL | MDL | Method | Prep Date | Run Date/Time | Analyst | Instru-ment ID | Dilution | QC Batch ID | MB Bias | Lab Quals |
| Nitrate as N | ND | mg/L | 0.10 | | EPA-300.0 | 03/21/07 | 03/21/07 08:09 | LMB | IC2 | 1 | BQC1193 | ND | |
| Sulfate | 45 | mg/L | 1.0 | | EPA-300.0 | 03/21/07 | 03/21/07 08:09 | LMB | IC2 | 1 | BQC1193 | ND | |
| Iron (II) Species | ND | ug/L | 100 | | SM-3500-Fc | 03/22/07 | 03/22/07 09:45 | SLC | SPEC05 | 1 | BQC1341 | ND | |

TRC Alton Geoscience
 21 Technology Drive
 Irvine, CA 92618-2302

 Project: 3135
 Project Number: [none]
 Project Manager: Anju Farfan

Reported: 04/02/2007 16:41

Volatile Organic Analysis (EPA Method 8260)

| BCL Sample ID: | 0703344-03 | | | | | | | | | | | | | |
|--|---|-------|----------------------|-----|----------|-----------|----------------|---------|---------------|----------|-------------|---------|-----------|--|
| Client Sample Name: | 3135, MW-10, MW-10, 3/20/2007 10:15:00AM, Rick R. | | | | | | | | | | | | | |
| Constituent | Result | Units | PQL | MDL | Method | Prep Date | Run Date/Time | Analyst | Instrument ID | Dilution | QC Batch ID | MB Bias | Lab Quals | |
| Benzene | ND | ug/L | 0.50 | | EPA-8260 | 03/25/07 | 03/26/07 23:33 | DKC | MS-V12 | 1 | BQC1462 | ND | | |
| Ethylbenzene | ND | ug/L | 0.50 | | EPA-8260 | 03/25/07 | 03/26/07 23:33 | DKC | MS-V12 | 1 | BQC1462 | ND | | |
| Methyl t-butyl ether | 3.7 | ug/L | 0.50 | | EPA-8260 | 03/25/07 | 03/26/07 23:33 | DKC | MS-V12 | 1 | BQC1462 | ND | | |
| Toluene | ND | ug/L | 0.50 | | EPA-8260 | 03/25/07 | 03/26/07 23:33 | DKC | MS-V12 | 1 | BQC1462 | ND | | |
| Total Xylenes | ND | ug/L | 0.50 | | EPA-8260 | 03/25/07 | 03/26/07 23:33 | DKC | MS-V12 | 1 | BQC1462 | ND | | |
| Ethanol | ND | ug/L | 250 | | EPA-8260 | 03/25/07 | 03/26/07 23:33 | DKC | MS-V12 | 1 | BQC1462 | ND | | |
| Total Purgeable Petroleum Hydrocarbons | ND | ug/L | 50 | | EPA-8260 | 03/25/07 | 03/26/07 23:33 | DKC | MS-V12 | 1 | BQC1462 | ND | | |
| 1,2-Dichloroethane-d4 (Surrogate) | 105 | % | 76 - 114 (LCL - UCL) | | EPA-8260 | 03/25/07 | 03/26/07 23:33 | DKC | MS-V12 | 1 | BQC1462 | | | |
| Toluene-d8 (Surrogate) | 97.6 | % | 88 - 110 (LCL - UCL) | | EPA-8260 | 03/25/07 | 03/26/07 23:33 | DKC | MS-V12 | 1 | BQC1462 | | | |
| 4-Bromofluorobenzene (Surrogate) | 92.5 | % | 86 - 115 (LCL - UCL) | | EPA-8260 | 03/25/07 | 03/26/07 23:33 | DKC | MS-V12 | 1 | BQC1462 | | | |

TRC Alton Geoscience
 21 Technology Drive
 Irvine, CA 92618-2302

 Project: 3135
 Project Number: [none]
 Project Manager: Anju Farfan

Reported: 04/02/2007 16:41

Water Analysis (General Chemistry)

| BCL Sample ID: 0703344-03 | Client Sample Name: 3135, MW-10, MW-10, 3/20/2007 10:15:00AM, Rick R. | | | | | | | | | | | | |
|----------------------------------|--|-------|------|-----|-----------|--------------|------------------|---------|--------------------|----------|----------------|------------|--------------|
| Constituent | Result | Units | PQL | MDL | Method | Prep Date | Run Date/Time | Analyst | Instru- ment ID | Dilution | QC Batch ID | MB Bias | Lab Quals |
| Nitrate as N | ND | mg/L | 0.10 | | EPA-300.0 | 03/21/07 | 03/21/07 08:27 | LMB | IC2 | 1 | BQC1198 | ND | |
| Sulfate | 36 | mg/L | 1.0 | | EPA-300.0 | 03/21/07 | 03/21/07 08:27 | LMB | IC2 | 1 | BQC1198 | ND | |
| Iron (II) Species | 990 | ug/L | 100 | | SM-3500-F | 03/22/07 | 03/22/07 09:45 | SLC | SPEC05 | 1 | BQC1341 | ND | |

TRC Alton Geoscience
 21 Technology Drive
 Irvine, CA 92618-2302

 Project: 3135
 Project Number: [none]
 Project Manager: Anju Farfan

Reported: 04/02/2007 16:41

Volatile Organic Analysis (EPA Method 8260)

| BCL Sample ID: 0703344-04 | | Client Sample Name: 3135, MW-11, MW-11, 3/20/2007 10:50:00AM, Rick R. | | | | | | | | | | | |
|--|--------|---|----------------------|-----|----------|-----------|----------------|---------|----------------|----------|-------------|---------|-----------|
| Constituent | Result | Units | PQL | MDL | Method | Prep Date | Run Date/Time | Analyst | Instru-ment ID | Dilution | QC Batch ID | MB Bias | Lab Quals |
| Benzene | ND | ug/L | 0.50 | | EPA-8260 | 03/25/07 | 03/26/07 23:59 | DKC | MS-V12 | 1 | BQC1462 | ND | |
| 1,2-Dibromoethane | ND | ug/L | 0.50 | | EPA-8260 | 03/25/07 | 03/26/07 23:59 | DKC | MS-V12 | 1 | BQC1462 | ND | |
| 1,2-Dichloroethane | ND | ug/L | 0.50 | | EPA-8260 | 03/25/07 | 03/26/07 23:59 | DKC | MS-V12 | 1 | BQC1462 | ND | |
| Ethylbenzene | ND | ug/L | 0.50 | | EPA-8260 | 03/25/07 | 03/26/07 23:59 | DKC | MS-V12 | 1 | BQC1462 | ND | |
| Methyl t-butyl ether | ND | ug/L | 0.50 | | EPA-8260 | 03/25/07 | 03/26/07 23:59 | DKC | MS-V12 | 1 | BQC1462 | ND | |
| Toluene | ND | ug/L | 0.50 | | EPA-8260 | 03/25/07 | 03/26/07 23:59 | DKC | MS-V12 | 1 | BQC1462 | ND | |
| Total Xylenes | ND | ug/L | 0.50 | | EPA-8260 | 03/25/07 | 03/26/07 23:59 | DKC | MS-V12 | 1 | BQC1462 | ND | |
| t-Amyl Methyl ether | ND | ug/L | 0.50 | | EPA-8260 | 03/25/07 | 03/26/07 23:59 | DKC | MS-V12 | 1 | BQC1462 | ND | |
| t-Butyl alcohol | ND | ug/L | 10 | | EPA-8260 | 03/25/07 | 03/26/07 23:59 | DKC | MS-V12 | 1 | BQC1462 | ND | |
| Diisopropyl ether | ND | ug/L | 0.50 | | EPA-8260 | 03/25/07 | 03/26/07 23:59 | DKC | MS-V12 | 1 | BQC1462 | ND | |
| Ethanol | ND | ug/L | 250 | | EPA-8260 | 03/25/07 | 03/26/07 23:59 | DKC | MS-V12 | 1 | BQC1462 | ND | |
| Ethyl t-butyl ether | ND | ug/L | 0.50 | | EPA-8260 | 03/25/07 | 03/26/07 23:59 | DKC | MS-V12 | 1 | BQC1462 | ND | |
| Total Purgeable Petroleum Hydrocarbons | ND | ug/L | 50 | | EPA-8260 | 03/25/07 | 03/26/07 23:59 | DKC | MS-V12 | 1 | BQC1462 | ND | |
| 1,2-Dichloroethane-d4 (Surrogate) | 104 | % | 76 - 114 (LCL - UCL) | | EPA-8260 | 03/25/07 | 03/26/07 23:59 | DKC | MS-V12 | 1 | BQC1462 | | |
| Toluene-d8 (Surrogate) | 93.9 | % | 88 - 110 (LCL - UCL) | | EPA-8260 | 03/25/07 | 03/26/07 23:59 | DKC | MS-V12 | 1 | BQC1462 | | |
| 4-Bromofluorobenzene (Surrogate) | 94.6 | % | 86 - 115 (LCL - UCL) | | EPA-8260 | 03/25/07 | 03/26/07 23:59 | DKC | MS-V12 | 1 | BQC1462 | | |



TRC Alton Geoscience
 21 Technology Drive
 Irvine, CA 92618-2302

Project: 3135
 Project Number: [none]
 Project Manager: Anju Farfan

Reported: 04/02/2007 16:41

Total Petroleum Hydrocarbons

| BCL Sample ID: 0703344-04 | | Client Sample Name: 3135, MW-11, MW-11, 3/20/2007 10:50:00AM, Rick R. | | | | | | | | | | | |
|-----------------------------------|--------|---|----------------------|-----|-----------|-----------|----------------|---------|----------------|----------|-------------|---------|-----------|
| Constituent | Result | Units | PQL | MDL | Method | Prep Date | Run Date/Time | Analyst | Instru-ment ID | Dilution | QC Batch ID | MB Bias | Lab Quals |
| Diesel Range Organics (C12 - C24) | 66 | ug/L | 56 | | Luft/TPHd | 03/23/07 | 03/29/07 09:03 | MRW | GC-5 | 1.111 | BQC1594 | ND | |
| Tetracosane (Surrogate) | 40.1 | % | 42 - 125 (LCL - UCL) | | Luft/TPHd | 03/23/07 | 03/29/07 09:03 | MRW | GC-5 | 1.111 | BQC1594 | | S09 |

TRC Alton Geoscience
 21 Technology Drive
 Irvine, CA 92618-2302

 Project: 3135
 Project Number: [none]
 Project Manager: Anju Farfan

Reported: 04/02/2007 16:41

Volatile Organic Analysis (EPA Method 8260)

| BCL Sample ID: | 0703344-05 | | | | | | | | | | | | |
|--|--|-------|----------------------|-----|----------|-----------|----------------|---------|---------------|----------|-------------|---------|-----------|
| Client Sample Name: | 3135, MW-7, MW-7, 3/20/2007 8:55:00AM, Rick R. | | | | | | | | | | | | |
| Constituent | Result | Units | PQL | MDL | Method | Prep Date | Run Date/Time | Analyst | Instrument ID | Dilution | QC Batch ID | MB Bias | Lab Quals |
| Benzene | ND | ug/L | 0.50 | | EPA-8260 | 03/25/07 | 03/27/07 00:26 | DKC | MS-V12 | 1 | BQC1462 | ND | |
| Ethylbenzene | ND | ug/L | 0.50 | | EPA-8260 | 03/25/07 | 03/27/07 00:26 | DKC | MS-V12 | 1 | BQC1462 | ND | |
| Methyl t-butyl ether | ND | ug/L | 0.50 | | EPA-8260 | 03/25/07 | 03/27/07 00:26 | DKC | MS-V12 | 1 | BQC1462 | ND | |
| Toluene | ND | ug/L | 0.50 | | EPA-8260 | 03/25/07 | 03/27/07 00:26 | DKC | MS-V12 | 1 | BQC1462 | ND | |
| Total Xylenes | ND | ug/L | 0.50 | | EPA-8260 | 03/25/07 | 03/27/07 00:26 | DKC | MS-V12 | 1 | BQC1462 | ND | |
| Ethanol | ND | ug/L | 250 | | EPA-8260 | 03/25/07 | 03/27/07 00:26 | DKC | MS-V12 | 1 | BQC1462 | ND | |
| Total Purgeable Petroleum Hydrocarbons | ND | ug/L | 50 | | EPA-8260 | 03/25/07 | 03/27/07 00:26 | DKC | MS-V12 | 1 | BQC1462 | ND | |
| 1,2-Dichloroethane-d4 (Surrogate) | 111 | % | 76 - 114 (LCL - UCL) | | EPA-8260 | 03/25/07 | 03/27/07 00:26 | DKC | MS-V12 | 1 | BQC1462 | | |
| Toluene-d8 (Surrogate) | 96.3 | % | 88 - 110 (LCL - UCL) | | EPA-8260 | 03/25/07 | 03/27/07 00:26 | DKC | MS-V12 | 1 | BQC1462 | | |
| 4-Bromofluorobenzene (Surrogate) | 95.1 | % | 86 - 115 (LCL - UCL) | | EPA-8260 | 03/25/07 | 03/27/07 00:26 | DKC | MS-V12 | 1 | BQC1462 | | |

TRC Alton Geoscience
 21 Technology Drive
 Irvine, CA 92618-2302

Project: 3135
 Project Number: [none]
 Project Manager: Anju Farfan

Reported: 04/02/2007 16:41

Water Analysis (General Chemistry)

| BCL Sample ID: 0703344-05 | Client Sample Name: 3135, MW-7, MW-7, 3/20/2007 8:55:00AM, Rick R. | | | | | | | | | | | | |
|----------------------------------|---|-------|------|-----|-----------|--------------|------------------|---------|--------------------|----------|----------------|------------|--------------|
| Constituent | Result | Units | PQL | MDL | Method | Prep Date | Run Date/Time | Analyst | Instru- ment ID | Dilution | QC Batch ID | MB Bias | Lab Quals |
| Nitrate as N | ND | mg/L | 0.10 | | EPA-300.0 | 03/21/07 | 03/21/07 08:46 | LMB | IC2 | 1 | BQC1198 | ND | |
| Sulfate | 25 | mg/L | 1.0 | | EPA-300.0 | 03/21/07 | 03/21/07 08:46 | LMB | IC2 | 1 | BQC1198 | ND | |
| Iron (II) Species | 3900 | ug/L | 100 | | SM-3500-F | 03/22/07 | 03/22/07 09:45 | SLC | SPEC05 | 1 | BQC1341 | ND | |

TRC Alton Geoscience
 21 Technology Drive
 Irvine, CA 92618-2302

 Project: 3135
 Project Number: [none]
 Project Manager: Anju Farfan

Reported: 04/02/2007 16:41

Volatile Organic Analysis (EPA Method 8260)

| BCL Sample ID: | 0703344-06 | | Client Sample Name: | 3135, MW-4, MW-4, 3/20/2007 12:30:00PM, Rick R. | | | | | | | | | |
|--|------------|-------|----------------------|---|----------|-----------|----------------|---------|---------------|----------|-------------|---------|-----------|
| Constituent | Result | Units | PQL | MDL | Method | Prep Date | Run Date/Time | Analyst | Instrument ID | Dilution | QC Batch ID | MB Bias | Lab Quals |
| Benzene | ND | ug/L | 0.50 | | EPA-8260 | 03/25/07 | 03/27/07 00:52 | DKC | MS-V12 | 1 | BQC1462 | ND | |
| Ethylbenzene | ND | ug/L | 0.50 | | EPA-8260 | 03/25/07 | 03/27/07 00:52 | DKC | MS-V12 | 1 | BQC1462 | ND | |
| Methyl t-butyl ether | ND | ug/L | 0.50 | | EPA-8260 | 03/25/07 | 03/27/07 00:52 | DKC | MS-V12 | 1 | BQC1462 | ND | |
| Toluene | ND | ug/L | 0.50 | | EPA-8260 | 03/25/07 | 03/27/07 00:52 | DKC | MS-V12 | 1 | BQC1462 | ND | |
| Total Xylenes | ND | ug/L | 0.50 | | EPA-8260 | 03/25/07 | 03/27/07 00:52 | DKC | MS-V12 | 1 | BQC1462 | ND | |
| Ethanol | ND | ug/L | 250 | | EPA-8260 | 03/25/07 | 03/27/07 00:52 | DKC | MS-V12 | 1 | BQC1462 | ND | |
| Total Purgeable Petroleum Hydrocarbons | ND | ug/L | 50 | | EPA-8260 | 03/25/07 | 03/27/07 00:52 | DKC | MS-V12 | 1 | BQC1462 | ND | |
| 1,2-Dichloroethane-d4 (Surrogate) | 110 | % | 76 - 114 (LCL - UCL) | | EPA-8260 | 03/25/07 | 03/27/07 00:52 | DKC | MS-V12 | 1 | BQC1462 | | |
| Toluene-d8 (Surrogate) | 96.5 | % | 88 - 110 (LCL - UCL) | | EPA-8260 | 03/25/07 | 03/27/07 00:52 | DKC | MS-V12 | 1 | BQC1462 | | |
| 4-Bromofluorobenzene (Surrogate) | 89.6 | % | 86 - 115 (LCL - UCL) | | EPA-8260 | 03/25/07 | 03/27/07 00:52 | DKC | MS-V12 | 1 | BQC1462 | | |

TRC Alton Geoscience
 21 Technology Drive
 Irvine, CA 92618-2302

Project: 3135
 Project Number: [none]
 Project Manager: Anju Farfan

Reported: 04/02/2007 16:41

Water Analysis (General Chemistry)

| BCL Sample ID: 0703344-06 | Client Sample Name: 3135, MW-4, MW-4, 3/20/2007 12:30:00PM, Rick R. | | | | | | | | | | | | |
|----------------------------------|--|-------|------|-----|-----------|--------------|------------------|---------|--------------------|----------|----------------|------------|--------------|
| Constituent | Result | Units | PQL | MDL | Method | Prep Date | Run Date/Time | Analyst | Instru- ment ID | Dilution | QC Batch ID | MB Bias | Lab Quals |
| Nitrate as N | 7.3 | mg/L | 0.10 | | EPA-300.0 | 03/21/07 | 03/21/07 09:05 | LMB | IC2 | 1 | BQC1198 | ND | |
| Sulfate | 40 | mg/L | 1.0 | | EPA-300.0 | 03/21/07 | 03/21/07 09:05 | LMB | IC2 | 1 | BQC1198 | ND | |
| Iron (II) Species | 540 | ug/L | 100 | | SM-3500-F | 03/22/07 | 03/22/07 09:45 | SLC | SPEC05 | 1 | BQC1341 | ND | |

TRC Alton Geoscience
 21 Technology Drive
 Irvine, CA 92618-2302

 Project: 3135
 Project Number: [none]
 Project Manager: Anju Farfan

Reported: 04/02/2007 16:41

Volatile Organic Analysis (EPA Method 8260)

| BCL Sample ID: | 0703344-07 | | | | | | | | | | | | |
|--|---|-------|----------------------|-----|----------|-----------|----------------|---------|---------------|----------|-------------|---------|-----------|
| Client Sample Name: | 3135, MW-5, MW-5, 3/20/2007 11:35:00AM, Rick R. | | | | | | | | | | | | |
| Constituent | Result | Units | PQL | MDL | Method | Prep Date | Run Date/Time | Analyst | Instrument ID | Dilution | QC Batch ID | MB Bias | Lab Quals |
| Benzene | ND | ug/L | 0.50 | | EPA-8260 | 03/25/07 | 03/27/07 01:18 | DKC | MS-V12 | 1 | BQC1462 | ND | |
| Ethylbenzene | ND | ug/L | 0.50 | | EPA-8260 | 03/25/07 | 03/27/07 01:18 | DKC | MS-V12 | 1 | BQC1462 | ND | |
| Methyl t-butyl ether | 0.62 | ug/L | 0.50 | | EPA-8260 | 03/25/07 | 03/27/07 01:18 | DKC | MS-V12 | 1 | BQC1462 | ND | |
| Toluene | ND | ug/L | 0.50 | | EPA-8260 | 03/25/07 | 03/27/07 01:18 | DKC | MS-V12 | 1 | BQC1462 | ND | |
| Total Xylenes | ND | ug/L | 0.50 | | EPA-8260 | 03/25/07 | 03/27/07 01:18 | DKC | MS-V12 | 1 | BQC1462 | ND | |
| Ethanol | ND | ug/L | 250 | | EPA-8260 | 03/25/07 | 03/27/07 01:18 | DKC | MS-V12 | 1 | BQC1462 | ND | |
| Total Purgeable Petroleum Hydrocarbons | ND | ug/L | 50 | | EPA-8260 | 03/25/07 | 03/27/07 01:18 | DKC | MS-V12 | 1 | BQC1462 | ND | |
| 1,2-Dichloroethane-d4 (Surrogate) | 107 | % | 76 - 114 (LCL - UCL) | | EPA-8260 | 03/25/07 | 03/27/07 01:18 | DKC | MS-V12 | 1 | BQC1462 | | |
| Toluene-d8 (Surrogate) | 96.1 | % | 88 - 110 (LCL - UCL) | | EPA-8260 | 03/25/07 | 03/27/07 01:18 | DKC | MS-V12 | 1 | BQC1462 | | |
| 4-Bromofluorobenzene (Surrogate) | 91.6 | % | 86 - 115 (LCL - UCL) | | EPA-8260 | 03/25/07 | 03/27/07 01:18 | DKC | MS-V12 | 1 | BQC1462 | | |

TRC Alton Geoscience
 21 Technology Drive
 Irvine, CA 92618-2302

Project: 3135
 Project Number: [none]
 Project Manager: Anju Farfan

Reported: 04/02/2007 16:41

Water Analysis (General Chemistry)

| BCL Sample ID: 0703344-07 | Client Sample Name: 3135, MW-5, MW-5, 3/20/2007 11:35:00AM, Rick R. | | | | | | | | | | | | |
|----------------------------------|--|-------|------|-----|------------|--------------|------------------|---------|--------------------|----------|----------------|------------|--------------|
| Constituent | Result | Units | PQL | MDL | Method | Prep Date | Run Date/Time | Analyst | Instru- ment ID | Dilution | QC Batch ID | MB Bias | Lab Quals |
| Nitrate as N | 0.71 | mg/L | 0.10 | | EPA-300.0 | 03/21/07 | 03/21/07 10:38 | LMB | IC2 | 1 | BQC1198 | ND | |
| Sulfate | 54 | mg/L | 1.0 | | EPA-300.0 | 03/21/07 | 03/21/07 10:38 | LMB | IC2 | 1 | BQC1198 | ND | |
| Iron (II) Species | 4800 | ug/L | 100 | | SM-3500-F€ | 03/22/07 | 03/22/07 09:45 | SLC | SPEC05 | 1 | BQC1341 | ND | |

TRC Alton Geoscience
 21 Technology Drive
 Irvine, CA 92618-2302

 Project: 3135
 Project Number: [none]
 Project Manager: Anju Farfan

Reported: 04/02/2007 16:41

Volatile Organic Analysis (EPA Method 8260)

| BCL Sample ID: | 0703344-08 | | | | | | | | | | | | |
|--|---|-------|----------------------|-----|----------|-----------|----------------|---------|---------------|----------|-------------|---------|-----------|
| Client Sample Name: | 3135, MW-1, MW-1, 3/20/2007 11:55:00AM, Rick R. | | | | | | | | | | | | |
| Constituent | Result | Units | PQL | MDL | Method | Prep Date | Run Date/Time | Analyst | Instrument ID | Dilution | QC Batch ID | MB Bias | Lab Quals |
| Benzene | ND | ug/L | 0.50 | | EPA-8260 | 03/25/07 | 03/27/07 01:44 | DKC | MS-V12 | 1 | BQC1462 | ND | |
| Ethylbenzene | ND | ug/L | 0.50 | | EPA-8260 | 03/25/07 | 03/27/07 01:44 | DKC | MS-V12 | 1 | BQC1462 | ND | |
| Methyl t-butyl ether | 2.6 | ug/L | 0.50 | | EPA-8260 | 03/25/07 | 03/27/07 01:44 | DKC | MS-V12 | 1 | BQC1462 | ND | |
| Toluene | ND | ug/L | 0.50 | | EPA-8260 | 03/25/07 | 03/27/07 01:44 | DKC | MS-V12 | 1 | BQC1462 | ND | |
| Total Xylenes | ND | ug/L | 0.50 | | EPA-8260 | 03/25/07 | 03/27/07 01:44 | DKC | MS-V12 | 1 | BQC1462 | ND | |
| Ethanol | ND | ug/L | 250 | | EPA-8260 | 03/25/07 | 03/27/07 01:44 | DKC | MS-V12 | 1 | BQC1462 | ND | |
| Total Purgeable Petroleum Hydrocarbons | 300 | ug/L | 50 | | EPA-8260 | 03/25/07 | 03/27/07 01:44 | DKC | MS-V12 | 1 | BQC1462 | ND | |
| 1,2-Dichloroethane-d4 (Surrogate) | 112 | % | 76 - 114 (LCL - UCL) | | EPA-8260 | 03/25/07 | 03/27/07 01:44 | DKC | MS-V12 | 1 | BQC1462 | | |
| Toluene-d8 (Surrogate) | 99.3 | % | 88 - 110 (LCL - UCL) | | EPA-8260 | 03/25/07 | 03/27/07 01:44 | DKC | MS-V12 | 1 | BQC1462 | | |
| 4-Bromofluorobenzene (Surrogate) | 91.7 | % | 86 - 115 (LCL - UCL) | | EPA-8260 | 03/25/07 | 03/27/07 01:44 | DKC | MS-V12 | 1 | BQC1462 | | |



TRC Alton Geoscience
21 Technology Drive
Irvine, CA 92618-2302

Project: 3135
Project Number: [none]
Project Manager: Anju Farfan

Reported: 04/02/2007 16:41

Water Analysis (General Chemistry)

| BCL Sample ID: 0703344-08 | Client Sample Name: 3135, MW-1, MW-1, 3/20/2007 11:55:00AM, Rick R. | | | | | | | | | | | | |
|----------------------------------|--|-------|------|-----|------------|--------------|------------------|---------|--------------------|----------|----------------|------------|--------------|
| Constituent | Result | Units | PQL | MDL | Method | Prep Date | Run Date/Time | Analyst | Instru- ment ID | Dilution | QC Batch ID | MB Bias | Lab Quals |
| Nitrate as N | ND | mg/L | 0.10 | | EPA-300.0 | 03/21/07 | 03/21/07 14:37 | LMB | IC2 | 1 | BQC1198 | ND | |
| Sulfate | 26 | mg/L | 1.0 | | EPA-300.0 | 03/21/07 | 03/21/07 14:37 | LMB | IC2 | 1 | BQC1198 | ND | |
| Iron (II) Species | 4700 | ug/L | 200 | | SM-3500-Fc | 03/22/07 | 03/22/07 09:45 | SLC | SPEC05 | 2 | BQC1341 | ND | A01 |

TRC Alton Geoscience
 21 Technology Drive
 Irvine, CA 92618-2302

 Project: 3135
 Project Number: [none]
 Project Manager: Anju Farfan

Reported: 04/02/2007 16:41

Volatile Organic Analysis (EPA Method 8260)

| BCL Sample ID: | 0703344-09 | | | | | | | | | | | | |
|--|---|-------|----------------------|-----|----------|-----------|----------------|---------|---------------|----------|-------------|---------|-----------|
| Client Sample Name: | 3135, MW-3, MW-3, 3/20/2007 12:20:00PM, Rick R. | | | | | | | | | | | | |
| Constituent | Result | Units | PQL | MDL | Method | Prep Date | Run Date/Time | Analyst | Instrument ID | Dilution | QC Batch ID | MB Bias | Lab Quals |
| Benzene | ND | ug/L | 0.50 | | EPA-8260 | 03/25/07 | 03/27/07 02:10 | DKC | MS-V12 | 1 | BQC1462 | ND | |
| Ethylbenzene | ND | ug/L | 0.50 | | EPA-8260 | 03/25/07 | 03/27/07 02:10 | DKC | MS-V12 | 1 | BQC1462 | ND | |
| Methyl t-butyl ether | 3.2 | ug/L | 0.50 | | EPA-8260 | 03/25/07 | 03/27/07 02:10 | DKC | MS-V12 | 1 | BQC1462 | ND | |
| Toluene | ND | ug/L | 0.50 | | EPA-8260 | 03/25/07 | 03/27/07 02:10 | DKC | MS-V12 | 1 | BQC1462 | ND | |
| Total Xylenes | ND | ug/L | 0.50 | | EPA-8260 | 03/25/07 | 03/27/07 02:10 | DKC | MS-V12 | 1 | BQC1462 | ND | |
| Ethanol | ND | ug/L | 250 | | EPA-8260 | 03/25/07 | 03/27/07 02:10 | DKC | MS-V12 | 1 | BQC1462 | ND | |
| Total Purgeable Petroleum Hydrocarbons | ND | ug/L | 50 | | EPA-8260 | 03/25/07 | 03/27/07 02:10 | DKC | MS-V12 | 1 | BQC1462 | ND | |
| 1,2-Dichloroethane-d4 (Surrogate) | 114 | % | 76 - 114 (LCL - UCL) | | EPA-8260 | 03/25/07 | 03/27/07 02:10 | DKC | MS-V12 | 1 | BQC1462 | | |
| Toluene-d8 (Surrogate) | 95.2 | % | 88 - 110 (LCL - UCL) | | EPA-8260 | 03/25/07 | 03/27/07 02:10 | DKC | MS-V12 | 1 | BQC1462 | | |
| 4-Bromofluorobenzene (Surrogate) | 96.3 | % | 86 - 115 (LCL - UCL) | | EPA-8260 | 03/25/07 | 03/27/07 02:10 | DKC | MS-V12 | 1 | BQC1462 | | |

TRC Alton Geoscience
 21 Technology Drive
 Irvine, CA 92618-2302

 Project: 3135
 Project Number: [none]
 Project Manager: Anju Farfan

Reported: 04/02/2007 16:41

Water Analysis (General Chemistry)

| BCL Sample ID: | 0703344-09 | | Client Sample Name: | 3135, MW-3, MW-3, 3/20/2007 12:20:00PM, Rick R. | | | | | | | | | |
|-------------------|------------|-------|---------------------|---|------------|-----------|----------------|---------|---------------|----------|-------------|---------|-----------|
| Constituent | Result | Units | PQL | MDL | Method | Prep Date | Run Date/Time | Analyst | Instrument ID | Dilution | QC Batch ID | MB Bias | Lab Quals |
| Nitrate as N | ND | mg/L | 0.10 | | EPA-300.0 | 03/21/07 | 03/21/07 12:26 | LMB | IC2 | 1 | BQC1198 | ND | |
| Sulfate | 95 | mg/L | 1.0 | | EPA-300.0 | 03/21/07 | 03/21/07 12:26 | LMB | IC2 | 1 | BQC1198 | ND | |
| Iron (II) Species | 7900 | ug/L | 200 | | SM-3500-Fc | 03/22/07 | 03/22/07 09:45 | SLC | SPEC05 | 2 | BQC1341 | ND | A01 |

TRC Alton Geoscience
 21 Technology Drive
 Irvine, CA 92618-2302

 Project: 3135
 Project Number: [none]
 Project Manager: Anju Farfan

Reported: 04/02/2007 16:41

Volatile Organic Analysis (EPA Method 8260)

| BCL Sample ID: | 0703344-10 | | | | | | | | | | | | |
|--|---|-------|----------------------|-----|----------|-----------|----------------|---------|----------------|----------|-------------|---------|-----------|
| Client Sample Name: | 3135, MW-2, MW-2, 3/20/2007 12:45:00PM, Rick R. | | | | | | | | | | | | |
| Constituent | Result | Units | PQL | MDL | Method | Prep Date | Run Date/Time | Analyst | Instru-ment ID | Dilution | QC Batch ID | MB Bias | Lab Quals |
| Benzene | 2.2 | ug/L | 0.50 | | EPA-8260 | 03/25/07 | 03/27/07 02:37 | DKC | MS-V12 | 1 | BQC1462 | ND | |
| Ethylbenzene | 62 | ug/L | 0.50 | | EPA-8260 | 03/25/07 | 03/27/07 02:37 | DKC | MS-V12 | 1 | BQC1462 | ND | |
| Methyl t-butyl ether | 31 | ug/L | 0.50 | | EPA-8260 | 03/25/07 | 03/27/07 02:37 | DKC | MS-V12 | 1 | BQC1462 | ND | |
| Toluene | ND | ug/L | 0.50 | | EPA-8260 | 03/25/07 | 03/27/07 02:37 | DKC | MS-V12 | 1 | BQC1462 | ND | |
| Total Xylenes | 52 | ug/L | 0.50 | | EPA-8260 | 03/25/07 | 03/27/07 02:37 | DKC | MS-V12 | 1 | BQC1462 | ND | |
| Ethanol | ND | ug/L | 250 | | EPA-8260 | 03/25/07 | 03/27/07 02:37 | DKC | MS-V12 | 1 | BQC1462 | ND | |
| Total Purgeable Petroleum Hydrocarbons | 2100 | ug/L | 50 | | EPA-8260 | 03/25/07 | 03/27/07 02:37 | DKC | MS-V12 | 1 | BQC1462 | ND | |
| 1,2-Dichloroethane-d4 (Surrogate) | 113 | % | 76 - 114 (LCL - UCL) | | EPA-8260 | 03/25/07 | 03/27/07 02:37 | DKC | MS-V12 | 1 | BQC1462 | | |
| Toluene-d8 (Surrogate) | 94.1 | % | 88 - 110 (LCL - UCL) | | EPA-8260 | 03/25/07 | 03/27/07 02:37 | DKC | MS-V12 | 1 | BQC1462 | | |
| 4-Bromofluorobenzene (Surrogate) | 107 | % | 86 - 115 (LCL - UCL) | | EPA-8260 | 03/25/07 | 03/27/07 02:37 | DKC | MS-V12 | 1 | BQC1462 | | |

TRC Alton Geoscience
 21 Technology Drive
 Irvine, CA 92618-2302

 Project: 3135
 Project Number: [none]
 Project Manager: Anju Farfan

Reported: 04/02/2007 16:41

Water Analysis (General Chemistry)

| BCL Sample ID: | 0703344-10 | | | | | | | | | | | | |
|---------------------|---|-------|------|-----|------------|-----------|----------------|---------|---------------|----------|-------------|---------|-----------|
| Client Sample Name: | 3135, MW-2, MW-2, 3/20/2007 12:45:00PM, Rick R. | | | | | | | | | | | | |
| Constituent | Result | Units | PQL | MDL | Method | Prep Date | Run Date/Time | Analyst | Instrument ID | Dilution | QC Batch ID | MB Bias | Lab Quals |
| Nitrate as N | ND | mg/L | 0.10 | | EPA-300.0 | 03/21/07 | 03/21/07 12:45 | LMB | IC2 | 1 | BQC1198 | ND | |
| Sulfate | 2.7 | mg/L | 1.0 | | EPA-300.0 | 03/21/07 | 03/21/07 12:45 | LMB | IC2 | 1 | BQC1198 | ND | |
| Iron (II) Species | 64000 | ug/L | 5000 | | SM-3500-Fc | 03/22/07 | 03/22/07 09:45 | SLC | SPEC05 | 50 | BQC1342 | ND | A01 |

TRC Alton Geoscience
 21 Technology Drive
 Irvine, CA 92618-2302

 Project: 3135
 Project Number: [none]
 Project Manager: Anju Farfan

Reported: 04/02/2007 16:41

Volatile Organic Analysis (EPA Method 8260)

| BCL Sample ID: | 0703344-11 | | | | | | | | | | | | | |
|--|--|-------|----------------------|-----|----------|-----------|----------------|---------|---------------|----------|-------------|---------|-----------|--|
| Client Sample Name: | 3135, MW-6, MW-6, 3/20/2007 1:00:00PM, Rick R. | | | | | | | | | | | | | |
| Constituent | Result | Units | PQL | MDL | Method | Prep Date | Run Date/Time | Analyst | Instrument ID | Dilution | QC Batch ID | MB Bias | Lab Quals | |
| Benzene | 9.4 | ug/L | 2.5 | | EPA-8260 | 03/26/07 | 03/26/07 22:15 | DKC | MS-V12 | 5 | BQC1561 | ND | A01 | |
| Ethylbenzene | 160 | ug/L | 2.5 | | EPA-8260 | 03/26/07 | 03/26/07 22:15 | DKC | MS-V12 | 5 | BQC1561 | ND | A01 | |
| Methyl t-butyl ether | 28 | ug/L | 2.5 | | EPA-8260 | 03/26/07 | 03/26/07 22:15 | DKC | MS-V12 | 5 | BQC1561 | ND | A01 | |
| Toluene | ND | ug/L | 2.5 | | EPA-8260 | 03/26/07 | 03/26/07 22:15 | DKC | MS-V12 | 5 | BQC1561 | ND | A01 | |
| Total Xylenes | 290 | ug/L | 2.5 | | EPA-8260 | 03/26/07 | 03/26/07 22:15 | DKC | MS-V12 | 5 | BQC1561 | ND | A01 | |
| Ethanol | ND | ug/L | 1200 | | EPA-8260 | 03/26/07 | 03/26/07 22:15 | DKC | MS-V12 | 5 | BQC1561 | ND | A01 | |
| Total Purgeable Petroleum Hydrocarbons | 2400 | ug/L | 250 | | EPA-8260 | 03/26/07 | 03/26/07 22:15 | DKC | MS-V12 | 5 | BQC1561 | ND | A01 | |
| 1,2-Dichloroethane-d4 (Surrogate) | 107 | % | 76 - 114 (LCL - UCL) | | EPA-8260 | 03/26/07 | 03/26/07 22:15 | DKC | MS-V12 | 5 | BQC1561 | | | |
| Toluene-d8 (Surrogate) | 95.6 | % | 88 - 110 (LCL - UCL) | | EPA-8260 | 03/26/07 | 03/26/07 22:15 | DKC | MS-V12 | 5 | BQC1561 | | | |
| 4-Bromofluorobenzene (Surrogate) | 103 | % | 86 - 115 (LCL - UCL) | | EPA-8260 | 03/26/07 | 03/26/07 22:15 | DKC | MS-V12 | 5 | BQC1561 | | | |

TRC Alton Geoscience
 21 Technology Drive
 Irvine, CA 92618-2302

Project: 3135
 Project Number: [none]
 Project Manager: Anju Farfan

Reported: 04/02/2007 16:41

Water Analysis (General Chemistry)

| BCL Sample ID: | 0703344-11 | Client Sample Name: 3135, MW-6, MW-6, 3/20/2007 1:00:00PM, Rick R. | | | | | | | | | | | |
|-------------------|------------|--|------|-----|------------|-----------|----------------|---------|---------------|----------|-------------|---------|-----------|
| Constituent | Result | Units | PQL | MDL | Method | Prep Date | Run Date/Time | Analyst | Instrument ID | Dilution | QC Batch ID | MB Bias | Lab Quals |
| Nitrate as N | ND | mg/L | 0.10 | | EPA-300.0 | 03/21/07 | 03/21/07 13:04 | LMB | IC2 | 1 | BQC1198 | ND | |
| Sulfate | 38 | mg/L | 1.0 | | EPA-300.0 | 03/21/07 | 03/21/07 13:04 | LMB | IC2 | 1 | BQC1198 | ND | |
| Iron (II) Species | 6700 | ug/L | 200 | | SM-3500-Fe | 03/22/07 | 03/22/07 09:45 | SLC | SPEC05 | 2 | BQC1342 | ND | A01 |

TRC Alton Geoscience
 21 Technology Drive
 Irvine, CA 92618-2302

 Project: 3135
 Project Number: [none]
 Project Manager: Anju Farfan

Reported: 04/02/2007 16:41

Volatile Organic Analysis (EPA Method 8260)

Quality Control Report - Precision & Accuracy

| Constituent | Batch ID | QC Sample Type | Source Sample ID | Source Result | Result | Spike Added | Units | RPD | Percent Recovery | Control Limits | |
|-----------------------------------|----------|------------------------|------------------|---------------|--------|-------------|-------|-----|------------------|----------------|----------------------------|
| | | | | | | | | | | RPD | Percent Recovery Lab Quals |
| Benzene | BQC1462 | Matrix Spike | 0703326-01 | 0 | 26.520 | 25.000 | ug/L | | 106 | | 70 - 130 |
| | | Matrix Spike Duplicate | 0703326-01 | 0 | 25.920 | 25.000 | ug/L | 1.9 | 104 | 20 | 70 - 130 |
| Toluene | BQC1462 | Matrix Spike | 0703326-01 | 0 | 23.510 | 25.000 | ug/L | | 94.0 | | 70 - 130 |
| | | Matrix Spike Duplicate | 0703326-01 | 0 | 23.240 | 25.000 | ug/L | 1.1 | 93.0 | 20 | 70 - 130 |
| 1,2-Dichloroethane-d4 (Surrogate) | BQC1462 | Matrix Spike | 0703326-01 | ND | 11.270 | 10.000 | ug/L | | 113 | | 76 - 114 |
| | | Matrix Spike Duplicate | 0703326-01 | ND | 10.810 | 10.000 | ug/L | | 108 | | 76 - 114 |
| Toluene-d8 (Surrogate) | BQC1462 | Matrix Spike | 0703326-01 | ND | 9.5500 | 10.000 | ug/L | | 95.5 | | 88 - 110 |
| | | Matrix Spike Duplicate | 0703326-01 | ND | 9.5000 | 10.000 | ug/L | | 95.0 | | 88 - 110 |
| 4-Bromofluorobenzene (Surrogate) | BQC1462 | Matrix Spike | 0703326-01 | ND | 9.8000 | 10.000 | ug/L | | 98.0 | | 86 - 115 |
| | | Matrix Spike Duplicate | 0703326-01 | ND | 10.070 | 10.000 | ug/L | | 101 | | 86 - 115 |
| Benzene | BQC1561 | Matrix Spike | 0703326-09 | 0 | 28.450 | 25.000 | ug/L | | 114 | | 70 - 130 |
| | | Matrix Spike Duplicate | 0703326-09 | 0 | 29.390 | 25.000 | ug/L | 3.4 | 118 | 20 | 70 - 130 |
| Toluene | BQC1561 | Matrix Spike | 0703326-09 | 0 | 23.880 | 25.000 | ug/L | | 95.5 | | 70 - 130 |
| | | Matrix Spike Duplicate | 0703326-09 | 0 | 23.670 | 25.000 | ug/L | 0.8 | 94.7 | 20 | 70 - 130 |
| 1,2-Dichloroethane-d4 (Surrogate) | BQC1561 | Matrix Spike | 0703326-09 | ND | 10.770 | 10.000 | ug/L | | 108 | | 76 - 114 |
| | | Matrix Spike Duplicate | 0703326-09 | ND | 10.820 | 10.000 | ug/L | | 108 | | 76 - 114 |
| Toluene-d8 (Surrogate) | BQC1561 | Matrix Spike | 0703326-09 | ND | 9.5500 | 10.000 | ug/L | | 95.5 | | 88 - 110 |
| | | Matrix Spike Duplicate | 0703326-09 | ND | 9.2400 | 10.000 | ug/L | | 92.4 | | 88 - 110 |
| 4-Bromofluorobenzene (Surrogate) | BQC1561 | Matrix Spike | 0703326-09 | ND | 9.5800 | 10.000 | ug/L | | 95.8 | | 86 - 115 |
| | | Matrix Spike Duplicate | 0703326-09 | ND | 9.5000 | 10.000 | ug/L | | 95.0 | | 86 - 115 |



TRC Alton Geoscience
21 Technology Drive
Irvine, CA 92618-2302

Project: 3135
Project Number: [none]
Project Manager: Anju Farfan

Reported: 04/02/2007 16:41

Total Petroleum Hydrocarbons Quality Control Report - Precision & Accuracy

| Constituent | Batch ID | QC Sample Type | Source Sample ID | Source Result | Result | Spike Added | Units | RPD | Control Limits | | |
|-----------------------------------|----------|------------------------|---------------------|------------------|--------|----------------|-------|-----|---------------------|-----|-------------------------------|
| | | | | | | | | | Percent Recovery | RPD | Percent Recovery Lab Quals |
| Diesel Range Organics (C12 - C24) | BQC1594 | Matrix Spike | 0701337-76 | 30.261 | 391.68 | 500.00 | ug/L | | 72.3 | | 41 - 139 |
| | | Matrix Spike Duplicate | 0701337-76 | 30.261 | 386.42 | 500.00 | ug/L | 1.5 | 71.2 | 30 | 41 - 139 |
| Tetracosane (Surrogate) | BQC1594 | Matrix Spike | 0701337-76 | ND | 11.376 | 20.000 | ug/L | | 56.9 | | 42 - 125 |
| | | Matrix Spike Duplicate | 0701337-76 | ND | 10.819 | 20.000 | ug/L | | 54.1 | | 42 - 125 |

TRC Alton Geoscience
 21 Technology Drive
 Irvine, CA 92618-2302

 Project: 3135
 Project Number: [none]
 Project Manager: Anju Farfan

Reported: 04/02/2007 16:41

Water Analysis (General Chemistry)

Quality Control Report - Precision & Accuracy

| Constituent | Batch ID | QC Sample Type | Source Sample ID | Source Result | Result | Spike Added | Units | RPD | Percent Recovery | Control Limits | |
|-------------------|----------|------------------------|------------------|---------------|---------|-------------|-------|-----|------------------|----------------|----------------------------|
| | | | | | | | | | | RPD | Percent Recovery Lab Quals |
| Nitrate as N | BQC1193 | Duplicate | 0703326-09 | 0.18200 | 0.17900 | | mg/L | 1.7 | | 10 | |
| | | Matrix Spike | 0703326-09 | 0.18200 | 5.1677 | 5.0505 | mg/L | | 98.7 | | 80 - 120 |
| | | Matrix Spike Duplicate | 0703326-09 | 0.18200 | 5.2525 | 5.0505 | mg/L | 1.3 | 100 | 10 | 80 - 120 |
| Sulfate | BQC1193 | Duplicate | 0703326-09 | 255.86 | 255.49 | | mg/L | 0.1 | | 10 | |
| | | Matrix Spike | 0703326-09 | 255.86 | 347.64 | 101.01 | mg/L | | 90.9 | | 80 - 120 |
| | | Matrix Spike Duplicate | 0703326-09 | 255.86 | 349.74 | 101.01 | mg/L | 2.2 | 92.9 | 10 | 80 - 120 |
| Nitrate as N | BQC1198 | Duplicate | 0703344-07 | 0.70800 | 0.70100 | | mg/L | 1.0 | | 10 | |
| | | Matrix Spike | 0703344-07 | 0.70800 | 5.7727 | 5.0505 | mg/L | | 100 | | 80 - 120 |
| | | Matrix Spike Duplicate | 0703344-07 | 0.70800 | 5.4818 | 5.0505 | mg/L | 5.7 | 94.5 | 10 | 80 - 120 |
| Sulfate | BQC1198 | Duplicate | 0703344-07 | 53.509 | 53.431 | | mg/L | 0.1 | | 10 | |
| | | Matrix Spike | 0703344-07 | 53.509 | 161.12 | 101.01 | mg/L | | 107 | | 80 - 120 |
| | | Matrix Spike Duplicate | 0703344-07 | 53.509 | 154.76 | 101.01 | mg/L | 6.8 | 100 | 10 | 80 - 120 |
| Iron (II) Species | BQC1341 | Duplicate | 0703343-04 | 3514.9 | 3523.7 | | ug/L | 0.3 | | 10 | |
| Iron (II) Species | BQC1342 | Duplicate | 0703344-10 | 64296 | 64738 | | ug/L | 0.7 | | 10 | A01 |

TRC Alton Geoscience
 21 Technology Drive
 Irvine, CA 92618-2302

 Project: 3135
 Project Number: [none]
 Project Manager: Anju Farfan

Reported: 04/02/2007 16:41

Volatile Organic Analysis (EPA Method 8260)

Quality Control Report - Laboratory Control Sample

| Constituent | Batch ID | QC Sample ID | QC Type | Result | Spike Level | PQL | Units | Percent Recovery | RPD | Control Limits | | Lab Quals |
|-----------------------------------|----------|--------------|---------|--------|-------------|------|-------|------------------|-----|------------------|-----|-----------|
| | | | | | | | | | | Percent Recovery | RPD | |
| Benzene | BQC1462 | BQC1462-BS1 | LCS | 24.180 | 25.000 | 0.50 | ug/L | 96.7 | | 70 - 130 | | |
| Toluene | BQC1462 | BQC1462-BS1 | LCS | 21.740 | 25.000 | 0.50 | ug/L | 87.0 | | 70 - 130 | | |
| 1,2-Dichloroethane-d4 (Surrogate) | BQC1462 | BQC1462-BS1 | LCS | 10.660 | 10.000 | | ug/L | 107 | | 76 - 114 | | |
| Toluene-d8 (Surrogate) | BQC1462 | BQC1462-BS1 | LCS | 9.5500 | 10.000 | | ug/L | 95.5 | | 88 - 110 | | |
| 4-Bromofluorobenzene (Surrogate) | BQC1462 | BQC1462-BS1 | LCS | 9.9800 | 10.000 | | ug/L | 99.8 | | 86 - 115 | | |
| Benzene | BQC1561 | BQC1561-BS1 | LCS | 28.700 | 25.000 | 0.50 | ug/L | 115 | | 70 - 130 | | |
| Toluene | BQC1561 | BQC1561-BS1 | LCS | 24.040 | 25.000 | 0.50 | ug/L | 96.2 | | 70 - 130 | | |
| 1,2-Dichloroethane-d4 (Surrogate) | BQC1561 | BQC1561-BS1 | LCS | 10.440 | 10.000 | | ug/L | 104 | | 76 - 114 | | |
| Toluene-d8 (Surrogate) | BQC1561 | BQC1561-BS1 | LCS | 9.4000 | 10.000 | | ug/L | 94.0 | | 88 - 110 | | |
| 4-Bromofluorobenzene (Surrogate) | BQC1561 | BQC1561-BS1 | LCS | 9.4500 | 10.000 | | ug/L | 94.5 | | 86 - 115 | | |



TRC Alton Geoscience
21 Technology Drive
Irvine, CA 92618-2302

Project: 3135
Project Number: [none]
Project Manager: Anju Farfan

Reported: 04/02/2007 16:41

Total Petroleum Hydrocarbons Quality Control Report - Laboratory Control Sample

| Constituent | Batch ID | QC Sample ID | QC Type | Result | Spike Level | PQL | Units | Percent Recovery | Control Limits | | Lab Quals |
|-----------------------------------|----------|--------------|---------|--------|-------------|-----|-------|------------------|----------------|------------------|-----------|
| | | | | | | | | | RPD | Percent Recovery | |
| Diesel Range Organics (C12 - C24) | BQC1594 | BQC1594-BS1 | LCS | 418.05 | 500.00 | 50 | ug/L | 83.6 | | 62 - 101 | |
| Tetracosane (Surrogate) | BQC1594 | BQC1594-BS1 | LCS | 10.331 | 20.000 | | ug/L | 51.7 | | 42 - 125 | |



TRC Alton Geoscience
21 Technology Drive
Irvine, CA 92618-2302

Project: 3135
Project Number: [none]
Project Manager: Anju Farfan

Reported: 04/02/2007 16:41

Water Analysis (General Chemistry)

Quality Control Report - Laboratory Control Sample

| Constituent | Batch ID | QC Sample ID | QC Type | Result | Spike Level | PQL | Units | Percent Recovery | RPD | Control Limits | | Lab Quals |
|-------------------|----------|--------------|---------|--------|-------------|------|-------|------------------|-----|------------------|-----|-----------|
| | | | | | | | | | | Percent Recovery | RPD | |
| Nitrate as N | BQC1193 | BQC1193-BS1 | LCS | 5.0330 | 5.0000 | 0.10 | mg/L | 101 | | 90 - 110 | | |
| Sulfate | BQC1193 | BQC1193-BS1 | LCS | 102.62 | 100.00 | 1.0 | mg/L | 103 | | 90 - 110 | | |
| Nitrate as N | BQC1198 | BQC1198-BS1 | LCS | 5.0520 | 5.0000 | 0.10 | mg/L | 101 | | 90 - 110 | | |
| Sulfate | BQC1198 | BQC1198-BS1 | LCS | 102.94 | 100.00 | 1.0 | mg/L | 103 | | 90 - 110 | | |
| Iron (II) Species | BQC1341 | BQC1341-BS1 | LCS | 2011.2 | 2000.0 | 100 | ug/L | 101 | | 90 - 110 | | |
| Iron (II) Species | BQC1342 | BQC1342-BS1 | LCS | 2011.2 | 2000.0 | 100 | ug/L | 101 | | 90 - 110 | | |

TRC Alton Geoscience
 21 Technology Drive
 Irvine, CA 92618-2302

 Project: 3135
 Project Number: [none]
 Project Manager: Anju Farfan

Reported: 04/02/2007 16:41

Volatile Organic Analysis (EPA Method 8260)

Quality Control Report - Method Blank Analysis

| Constituent | Batch ID | QC Sample ID | MB Result | Units | PQL | MDL | Lab Quals |
|--|----------|--------------|-----------|-------|----------------------|-----|-----------|
| Benzene | BQC1462 | BQC1462-BLK1 | ND | ug/L | 0.50 | | |
| 1,2-Dibromoethane | BQC1462 | BQC1462-BLK1 | ND | ug/L | 0.50 | | |
| 1,2-Dichloroethane | BQC1462 | BQC1462-BLK1 | ND | ug/L | 0.50 | | |
| Ethylbenzene | BQC1462 | BQC1462-BLK1 | ND | ug/L | 0.50 | | |
| Methyl t-butyl ether | BQC1462 | BQC1462-BLK1 | ND | ug/L | 0.50 | | |
| Toluene | BQC1462 | BQC1462-BLK1 | ND | ug/L | 0.50 | | |
| Total Xylenes | BQC1462 | BQC1462-BLK1 | ND | ug/L | 0.50 | | |
| t-Amyl Methyl ether | BQC1462 | BQC1462-BLK1 | ND | ug/L | 0.50 | | |
| t-Butyl alcohol | BQC1462 | BQC1462-BLK1 | ND | ug/L | 10 | | |
| Diisopropyl ether | BQC1462 | BQC1462-BLK1 | ND | ug/L | 0.50 | | |
| Ethanol | BQC1462 | BQC1462-BLK1 | ND | ug/L | 250 | | |
| Ethyl t-butyl ether | BQC1462 | BQC1462-BLK1 | ND | ug/L | 0.50 | | |
| Total Purgeable Petroleum Hydrocarbons | BQC1462 | BQC1462-BLK1 | ND | ug/L | 50 | | |
| 1,2-Dichloroethane-d4 (Surrogate) | BQC1462 | BQC1462-BLK1 | 105 | % | 76 - 114 (LCL - UCL) | | |
| Toluene-d8 (Surrogate) | BQC1462 | BQC1462-BLK1 | 97.1 | % | 88 - 110 (LCL - UCL) | | |
| 4-Bromofluorobenzene (Surrogate) | BQC1462 | BQC1462-BLK1 | 89.5 | % | 86 - 115 (LCL - UCL) | | |
| Benzene | BQC1561 | BQC1561-BLK1 | ND | ug/L | 0.50 | | |
| Ethylbenzene | BQC1561 | BQC1561-BLK1 | ND | ug/L | 0.50 | | |
| Methyl t-butyl ether | BQC1561 | BQC1561-BLK1 | ND | ug/L | 0.50 | | |
| Toluene | BQC1561 | BQC1561-BLK1 | ND | ug/L | 0.50 | | |
| Total Xylenes | BQC1561 | BQC1561-BLK1 | ND | ug/L | 0.50 | | |
| Ethanol | BQC1561 | BQC1561-BLK1 | ND | ug/L | 250 | | |
| Total Purgeable Petroleum Hydrocarbons | BQC1561 | BQC1561-BLK1 | ND | ug/L | 50 | | |
| 1,2-Dichloroethane-d4 (Surrogate) | BQC1561 | BQC1561-BLK1 | 104 | % | 76 - 114 (LCL - UCL) | | |

TRC Alton Geoscience
 21 Technology Drive
 Irvine, CA 92618-2302

Project: 3135
 Project Number: [none]
 Project Manager: Anju Farfan

Reported: 04/02/2007 16:41

Volatile Organic Analysis (EPA Method 8260)

Quality Control Report - Method Blank Analysis

| Constituent | Batch ID | QC Sample ID | MB Result | Units | PQL | MDL | Lab Quals |
|----------------------------------|----------|--------------|-----------|-------|----------------------|-----|-----------|
| Toluene-d8 (Surrogate) | BQC1561 | BQC1561-BLK1 | 94.3 | % | 88 - 110 (LCL - UCL) | | |
| 4-Bromofluorobenzene (Surrogate) | BQC1561 | BQC1561-BLK1 | 93.4 | % | 86 - 115 (LCL - UCL) | | |

TRC Alton Geoscience
21 Technology Drive
Irvine, CA 92618-2302

Project: 3135
Project Number: [none]
Project Manager: Anju Farfan

Reported: 04/02/2007 16:41

Total Petroleum Hydrocarbons Quality Control Report - Method Blank Analysis

| Constituent | Batch ID | QC Sample ID | MB Result | Units | PQL | MDL | Lab Quals |
|-----------------------------------|----------|--------------|-----------|-------|----------------------|-----|-----------|
| Diesel Range Organics (C12 - C24) | BQC1594 | BQC1594-BLK1 | ND | ug/L | 50 | | M02 |
| Tetracosane (Surrogate) | BQC1594 | BQC1594-BLK1 | 60.6 | % | 42 - 125 (LCL - UCL) | | |

TRC Alton Geoscience
21 Technology Drive
Irvine, CA 92618-2302

Project: 3135
Project Number: [none]
Project Manager: Anju Farfan

Reported: 04/02/2007 16:41

Water Analysis (General Chemistry)

Quality Control Report - Method Blank Analysis

| Constituent | Batch ID | QC Sample ID | MB Result | Units | PQL | MDL | Lab Quals |
|-------------------|----------|--------------|-----------|-------|------|-----|-----------|
| Nitrate as N | BQC1193 | BQC1193-BLK1 | ND | mg/L | 0.10 | | |
| Sulfate | BQC1193 | BQC1193-BLK1 | ND | mg/L | 1.0 | | |
| Nitrate as N | BQC1198 | BQC1198-BLK1 | ND | mg/L | 0.10 | | |
| Sulfate | BQC1198 | BQC1198-BLK1 | ND | mg/L | 1.0 | | |
| Iron (II) Species | BQC1341 | BQC1341-BLK1 | ND | ug/L | 100 | | |
| Iron (II) Species | BQC1342 | BQC1342-BLK1 | ND | ug/L | 100 | | |

TRC Alton Geoscience
21 Technology Drive
Irvine, CA 92618-2302

Project: 3135
Project Number: [none]
Project Manager: Anju Farfan

Reported: 04/02/2007 16:41

Notes And Definitions

MDL Method Detection Limit

ND Analyte Not Detected at or above the reporting limit

PQL Practical Quantitation Limit

RPD Relative Percent Difference

A01 PQL's and MDL's are raised due to sample dilution.

M02 Analyte detected in the Method Blank at a level between the PQL and 1/2 the PQL.

S09 The surrogate recovery on the sample for this compound was not within the control limits.

Submission #: 07-03344 Project Code:

TB Batch #

SHIPPING INFORMATION

Federal Express UPS Hand Delivery
BC Lab Field Service Other (Specify) _____

SHIPPING CONTAINER

Ice Chest None
Box Other (Specify) _____

Refrigerant: Ice Blue Ice None Other Comments:

Custody Seals: Ice Chest Containers None Comments:
Intact? Yes No Intact? Yes No

All samples received? Yes No All samples containers intact? Yes No Description(s) match COC? Yes No

COC Received
 YES NO

Ice Chest ID Blw
Temperature: 4.2 °C
Thermometer ID: #48

Emissivity 0.95
Container VOA

Date/Time 3/20/07
Analyst Init OW

| SAMPLE CONTAINERS | SAMPLE NUMBERS | | | | | | | | | |
|--------------------------------------|----------------|----|----|----|----|----|----|----|----|----|
| | 1 | 2 | 3 | 4 | 5 | 6 | 7 | 8 | 9 | 10 |
| QT GENERAL MINERAL/ GENERAL PHYSICAL | C | C | C | | C | C | C | C | C | C |
| PT PE UNPRESERVED | | | | | | | | | | |
| QT INORGANIC CHEMICAL METALS | | | | | | | | | | |
| PT INORGANIC CHEMICAL METALS | | | | | | | | | | |
| PT CYANIDE | | | | | | | | | | |
| PT NITROGEN FORMS | | | | | | | | | | |
| PT TOTAL SULFIDE | | | | | | | | | | |
| 2oz. NITRATE / NITRITE | | | | | | | | | | |
| 100ml TOTAL ORGANIC CARBON | | | | | | | | | | |
| QT TOX | | | | | | | | | | |
| PT CHEMICAL OXYGEN DEMAND | | | | | | | | | | |
| PTA PHENOLICS | | | | | | | | | | |
| 40ml VOA VIAL TRAVEL BLANK | | | | | | | | | | |
| 40ml VOA VIAL | A3 | A3 | A3 | A3 | A3 | A3 | A3 | A3 | A3 | A3 |
| QT EPA 413.1, 413.2, 418.1 | | | | | | | | | | |
| PT ODOR | | | | | | | | | | |
| RADIOLOGICAL | | | | | | | | | | |
| BACTERIOLOGICAL | | | | | | | | | | |
| 40 ml VOA VIAL- 504 | | | | | | | | | | |
| QT EPA 508/608/8080 | | | | | | | | | | |
| QT EPA 515.1/8150 | | | | | | | | | | |
| QT EPA 525 | | | | | | | | | | |
| QT EPA 525 TRAVEL BLANK | | | | | | | | | | |
| 100ml EPA 547 | | | | | | | | | | |
| 100ml EPA 531.1 | | | | | | | | | | |
| QT EPA 548 | | | | | | | | | | |
| QT EPA 549 | | | | | | | | | | |
| QT EPA 632 | | | | | | | | | | |
| QT EPA 8015M | | | | | | | | | | |
| QT QA/QC | | | | | | | | | | |
| QT AMBER | | | | | | | | | | |
| 8 OZ. JAR | | | | | | | | | | |
| 32 OZ. JAR | | | | | | | | | | |
| SOIL SLEEVE | | | | | | | | | | |
| PCB VIAL | | | | | | | | | | |
| PLASTIC BAG | | | | | | | | | | |
| FERROUS IRON | B | B | B | | B | B | B | B | B | B |
| ENCORE | | | | | | | | | | |

CHK BY AW DISTRIBUTION SummaTMS/c
SUB-Q IT

SHORT HOLDING TIME
Cr⁶⁺ NO₂ NO₃ OP SS
DO Cl₂ BOD MBAS COT

B,C

Comments:
Sample Numbering Completed By: OTO Date/Time: 3/21/07 OWG

Submission #: 07-03344

Project Code:

TB Batch #

SHIPPING INFORMATION

Federal Express UPS Hand Delivery
BC Lab Field Service Other (Specify)

SHIPPING CONTAINER

Ice Chest None
Box Other (Specify)

Refrigerant: Ice Blue Ice None Other Comments:

Custody Seals: Ice Chest Containers None Comments:
Intact? Yes No Intact? Yes No

All samples received? Yes No All samples containers intact? Yes No Description(s) match COC? Yes No

COC Received
 YES NO

Ice Chest ID Blw
Temperature: 4.2 °C
Thermometer ID: 1118

Emissivity 0.95
Container VOAS

Date/Time 3/20/07
Analyst Init OTU

SAMPLE CONTAINERS

SAMPLE NUMBERS

| | 1 | 2 | 3 | 4 | 5 | 6 | 7 | 8 | 9 | 10 |
|--------------------------------------|----|---|---|---|---|---|---|---|---|----|
| QT GENERAL MINERAL/ GENERAL PHYSICAL | C | | | | | | | | | |
| PT PE UNPRESERVED | | | | | | | | | | |
| QT INORGANIC CHEMICAL METALS | | | | | | | | | | |
| PT INORGANIC CHEMICAL METALS | | | | | | | | | | |
| PT CYANIDE | | | | | | | | | | |
| PT NITROGEN FORMS | | | | | | | | | | |
| PT TOTAL SULFIDE | | | | | | | | | | |
| 2oz. NITRATE / NITRITE | | | | | | | | | | |
| 100ml TOTAL ORGANIC CARBON | | | | | | | | | | |
| QT TOX | | | | | | | | | | |
| PT CHEMICAL OXYGEN DEMAND | | | | | | | | | | |
| PIA PHENOLICS | | | | | | | | | | |
| 40ml VOA VIAL TRAVEL BLANK | | | | | | | | | | |
| 40ml VOA VIAL | AS | | | | | | | | | |
| QT EPA 413.1, 413.2, 418.1 | | | | | | | | | | |
| PT ODOR | | | | | | | | | | |
| RADIOLOGICAL | | | | | | | | | | |
| BACTERIOLOGICAL | | | | | | | | | | |
| 40 ml VOA VIAL- 504 | | | | | | | | | | |
| QT EPA 508/608/8080 | | | | | | | | | | |
| QT EPA 515.1/8150 | | | | | | | | | | |
| QT EPA 525 | | | | | | | | | | |
| QT EPA 525 TRAVEL BLANK | | | | | | | | | | |
| 100ml EPA 547 | | | | | | | | | | |
| 100ml EPA 531.1 | | | | | | | | | | |
| QT EPA 548 | | | | | | | | | | |
| QT EPA 549 | | | | | | | | | | |
| QT EPA 632 | | | | | | | | | | |
| QT EPA 8015M | | | | | | | | | | |
| QT QA/QC | | | | | | | | | | |
| QT AMBER | | | | | | | | | | |
| 8 OZ. JAR | | | | | | | | | | |
| 32 OZ. JAR | | | | | | | | | | |
| SOIL SLEEVE | | | | | | | | | | |
| PCB VIAL | | | | | | | | | | |
| PLASTIC BAG | | | | | | | | | | |
| FERROUS IRON | B | | | | | | | | | |
| ENCORE | | | | | | | | | | |

Comments:

Sample Numbering Completed By: OTU

Date/Time: 3/21/07 0100

07-03344


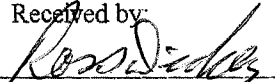

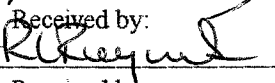

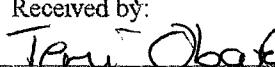
BC LABORATORIES, INC.

4100 Atlas Court □ Bakersfield, CA 93308
(661) 327-4911 □ FAX (661) 327-1918

CHAIN OF CUSTODY

Analysis Requested

| | | | | | | | | | | | | | | | | | |
|---|--|---|--|---|--|--------------------------------|---------------------------|-------------------------------------|--------------------------------|-------------------------|------------------------|--|----------------------|-------------------------|----------------------------------|--|--|
| Bill to: Conoco Phillips/ TRC | | Consultant Firm: TRC | | MATRIX (GW) Ground-water (S) Soil (WW) Waste-water (SL) Sludge | BTEX/MTBE by 8021B, Gas by 8015 | TPH GAS by 8015M | TPH DIESEL by 8015 | 8260 full list w/ oxygenates | BTEX/MTBE/PAHs BY 8260B | ETHANOL by 8260B | TPH -G by GC/MS | <i>Ferrous Iron, Nitrate & Sulfate</i> | <i>Oxys by 8260B</i> | <i>EDB/EDC by 8260B</i> | Turnaround Time Requested | | |
| Address: 845 66th AVE. | | 21 Techology Drive Irvine, CA 92618-2302 | | | | | | | | | | | | | | | |
| City: OAKLAND | | 4-digit site#: 3135 | | | | | | | | | | | | | | | |
| State: CA Zip: | | Workorder #: 01156-4506963016 | | | | | | | | | | | | | | | |
| Conoco Phillips Mgr: <i>Shelby</i> | | Project #: 41060001/EA20 | | | | | | | | | | | | | | | |
| Lab# | | Sample Description | | Field Point Name | | Date & Time Sampled | | | | | | | | | | | |
| | | | | | | | | | | | | | | | | | |
| | | -1 | | MW-9 | | 3/20/07 - 0923 | | GW | | | | | | | | | |
| | | -2 | | MW-8 | | 0950 | | ↓ | | | | | | | | | |
| | | -3 | | MW-10 | | 1015 | | ↓ | | | | | | | | | |
| | | -4 | | MW-11 | | 1050 | | ↓ | | X | | | | | | | |
| | | -5 | | MW-7 | | 0855 | | ↓ | | | | | | | | | |
| | | -6 | | MW-4 | | 1230 | | ↓ | | | | | | | | | |
| | | -7 | | MW-5 | | 1135 | | ↓ | | | | | | | | | |
| | | -8 | | MW-1 | | 1155 | | ↓ | | | | | | | | | |

| | | | |
|--|--|---|-----------------------------|
| Comments: GLOBAL ID: T0600101488 | Relinquished by: (Signature)  | Received by:  | Date & Time 3/20/07 1345 |
| | Relinquished by: (Signature)  | Received by:  | Date & Time 3-20-07 1755 |
| | Relinquished by: (Signature)  | Received by:  | Date & Time 3/20/07 2130 |

(A) = ANALYSIS

(C) = CONTAINER

(P) = PRESERVATIVE

07-03344

BC LABORATORIES, INC.

4100 Atlas Court □ Bakersfield, CA 93308
(661) 327-4911 □ FAX (661) 327-1918

CHAIN OF CUSTODY

Analysis Requested

| | | | |
|--------------------------------------|--|--|--|
| Bill to: Conoco Phillips/ TRC | | Consultant Firm: TRC | |
| Address: 845 66th AVE | | 21 Techology Drive Irvine, CA 92618-2302 Attn: Anju Farfan | |
| City: OAKLAND | | 4-digit site#: 3135 | |
| State: CA Zip: | | Workorder # 01156-4506963016 | |
| Conoco Phillips Mgr: SHELOBY LATTROP | | Project #: 41060001 EAP20 | |
| | | Sampler Name: Rick R. | |

| Lab# | Sample Description | Field Point Name | Date & Time Sampled | MATRIX (GW) Ground-water (S) Soil (WW) Waste-water (SL) Sludge | BTEX/MTBE by 8021B, Gas by 8015 | TPH GAS by 8015M | TPH DIESEL by 8015 | 8260 full list w/ oxygenates | BTEX/MTBE BY 8260B | ETHANOL by 8260B | TPH -G by GC/MS | FERROUS IRON, NITRATE & SULFATE | Turnaround Time Requested |
|------|--------------------|------------------|---------------------|--|---------------------------------|------------------|--------------------|------------------------------|--------------------|------------------|-----------------|---------------------------------|---------------------------|
| | -9 | MW-3 | 3/20/07 1220 | GW | | | | | X | X | X | X | STD |
| | -10 | MW-2 | ↓ 1245 | ↓ | | | | | ↓ | ↓ | ↓ | ↓ | ↓ |
| | -11 | MW-6 | ↓ 1300 | ↓ | | | | | ↓ | ↓ | ↓ | ↓ | ↓ |

| | | | |
|---|--|------------------------------|-----------------------------|
| Comments: GLOBAL ID: T0600101488 | Relinquished by: (Signature) | Received by: | Date & Time 3/20/07 1345 |
| | Relinquished by: (Signature) Rick R. 3/20/07 | Received by: | Date & Time 3-20-07 1755 |
| | Relinquished by: (Signature) Rick R. 3-20-07 2130 | Received by: Teru Okafeni | Date & Time 3/20/07 2130 |

(A) = ANALYSIS (C) = CONTAINER (P) = PRESERVATIVE

STATEMENTS

Purge Water Disposal

Non-hazardous groundwater produced during purging and sampling of monitoring wells was accumulated at TRC's groundwater monitoring facility at Concord, California, for transportation by a licensed carrier, to the ConocoPhillips Refinery at Rodeo, California. Disposal at the Rodeo facility was authorized by ConocoPhillips in accordance with "ESD Standard Operating Procedures – Water Quality and Compliance", as revised on February 7, 2003. Documentation of compliance with ConocoPhillips requirements is provided by an ESD Form R-149, which is on file at TRC's Concord Office. Purge water containing a significant amount of liquid-phase hydrocarbons was accumulated separately in drums for transportation and disposal by others.

Limitations

The fluid level monitoring and groundwater sampling activities summarized in this report have been performed under the responsible charge of a California Registered Geologist or Registered Civil Engineer and have been conducted in accordance with current practice and the standard of care exercised by geologists and engineers performing similar tasks in this area. No warranty, express or implied, is made regarding the conclusions and professional opinions presented in this report. The conclusions are based solely upon an analysis of the observed conditions. If actual conditions differ from those described in this report, our office should be notified.