



RECEIVED

9:43 am, Jun 24, 2009

Alameda County
Environmental Health

Stacie H. Frerichs
Team Lead
Marketing Business Unit

**Chevron Environmental
Management Company**
6001 Bollinger Canyon Road
San Ramon, CA 94583
Tel (925) 842-9655
Fax (925) 842-8370

June 23, 2009
(date)

Alameda County Environmental Health
1131 Harbor Bay Parkway, Suite 250
Alameda, CA 94502-6577

Re: Chevron Facility # 9-8341

Address: 3530 MacArthur Boulevard, Oakland, California

I have reviewed the attached report titled Second Quarter 2009 Groundwater Monitoring Report and dated June 23, 2009.

I agree with the conclusions and recommendations presented in the referenced report. The information in this report is accurate to the best of my knowledge and all local Agency/Regional Board guidelines have been followed. This report was prepared by Conestoga-Rovers & Associates, upon whose assistance and advice I have relied.

This letter is submitted pursuant to the requirements of California Water Code Section 13267(b)(1) and the regulating implementation entitled Appendix A pertaining thereto.

I declare under penalty of perjury that the foregoing is true and correct.

Sincerely,

Stacie H. Frerichs
Project Manager

Enclosure: Report



**CONESTOGA-ROVERS
& ASSOCIATES**

2000 Opportunity Dr, Suite 110, Roseville, California 95678
Telephone: 916-751-4100 Facsimile: 916-751-4199
www.CRAworld.com

June 23, 2009

Reference No. 611650

Mr. Steven Plunkett
Alameda County Environmental Health
1131 Harbor Bay Parkway, Suite 250
Alameda, California 94502-6577

Re: Second Quarter 2009 Groundwater Monitoring Report
Former Chevron Service Station No. 9-8341
3530 MacArthur Boulevard
Oakland, California
LOP Case #RO0000405

Dear Mr. Plunkett:

Conestoga-Rovers & Associates (CRA) is submitting the attached *Groundwater Monitoring and Sampling Report* (report) to Alameda County Environmental Health (ACEH) on behalf of Chevron Environmental Management Company (Chevron) for the site referenced above. The report (prepared by Gettler-Ryan Inc. and dated June 4, 2009) presents the results of the monitoring and sampling of wells MW-1 through MW-3 during second quarter 2009. These wells are monitored and sampled on a quarterly basis. Also attached are Figure 1 (Vicinity Map) showing the site location, and Figure 2 (Concentration Map) presenting the second quarter 2009 analytical results along with a rose diagram.

In our February 6, 2009 *Fourth Quarter 2008 Groundwater Monitoring Report and Proposed Sampling Reductions*, we proposed a reduction in the sampling frequency of wells MW-1 and MW-3 to semi-annual. However, a response has not been received from ACEH to date. Please note that if we do not receive a response regarding the proposed sampling reductions, we will assume consent and will implement them beginning in third quarter 2009.

Equal
Employment
Opportunity Employer



**CONESTOGA-ROVERS
& ASSOCIATES**

June 23, 2009

Reference No. 611650

- 2 -

Please contact Mr. James Kiernan at (916) 751-4102 if you have any questions or require additional information.

Sincerely,

CONESTOGA-ROVERS & ASSOCIATES

Christopher J. Benedict

James P. Kiernan, P.E. #C68498

CB/kw/5
Encl.

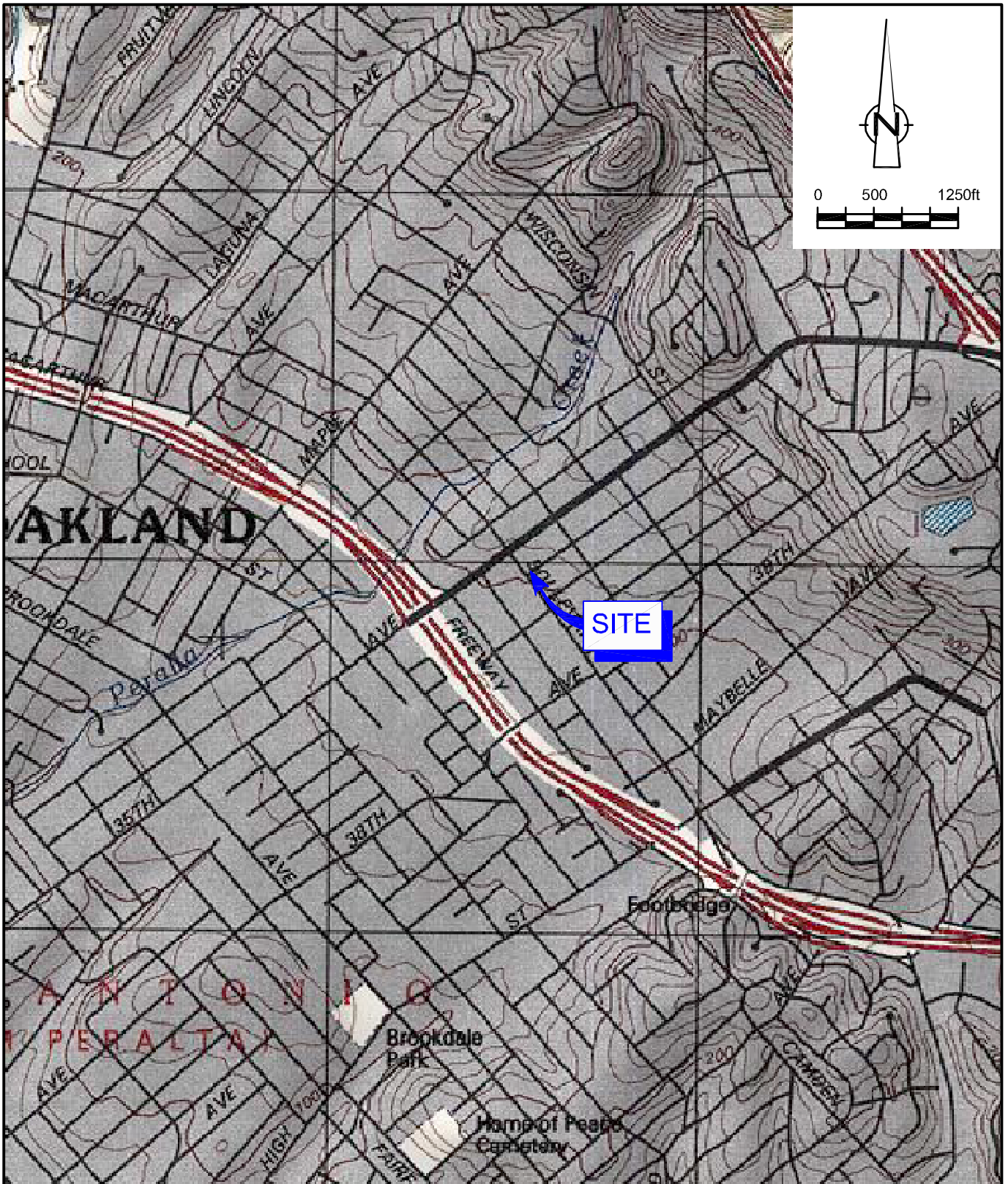
Figure 1 Vicinity Map
Figure 2 Concentration Map – May 8, 2009

Attachment A Second Quarter 2009 Groundwater Monitoring and Sampling Report

cc: Ms. Stacie Frerichs, Chevron Environmental Management Company
 Mr. Hai Pham, 3530 MacArthur Blvd Gas Station, Inc.



FIGURES



SOURCE: TOPO! MAPS.

figure 1

VICINITY MAP
 CHEVRON SERVICE STATION 9-8341
 3530 MACARTHUR BOULEVARD
 Oakland, California



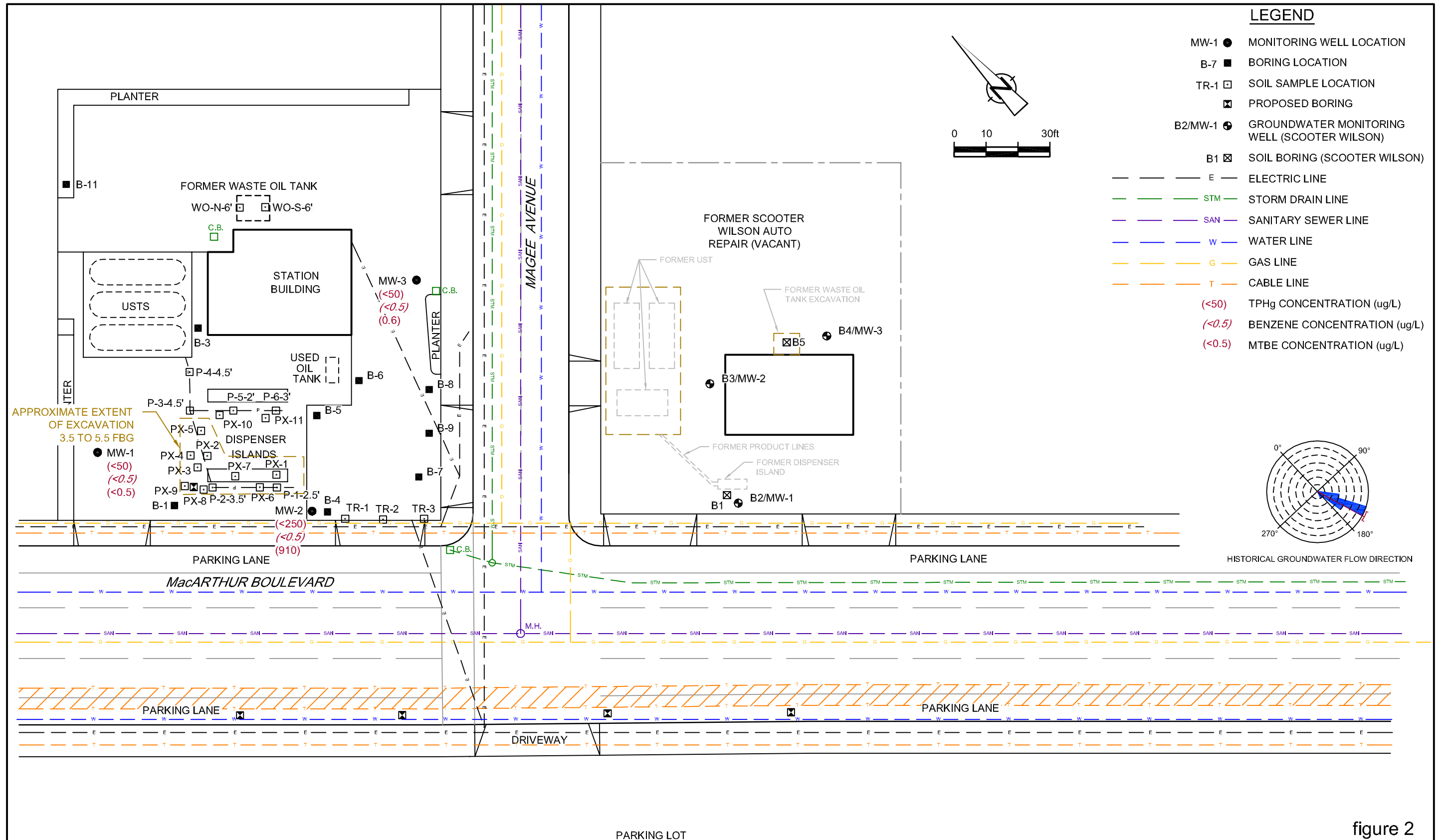


figure 2
 CONCENTRATION MAP - MAY 8, 2009
 FORMER CHEVRON SERVICE STATION 9-8341
 3530 MACARTHUR BOULEVARD
 Oakland, California



ATTACHMENT A

SECOND QUARTER 2009 GROUNDWATER MONITORING AND SAMPLING REPORT



GETTLER - RYAN Inc.



TRANSMITTAL

June 10, 2009
G-R #386346

TO: Mr. James Kiernan
Conestoga-Rovers & Associates
2000 Opportunity Drive, Suite 110
Roseville, California 95678

FROM: Deanna L. Harding
Project Coordinator
Gettler-Ryan Inc.
6747 Sierra Court, Suite J
Dublin, California 94568

RE: **Chevron Service Station**
#9-8341 MTI
3530 MacArthur Boulevard
Oakland, California
RO 0000405
RWQCB-Case No. 01-1930

WE HAVE ENCLOSED THE FOLLOWING:

| COPIES | DATED | DESCRIPTION |
|--------|--------------|-----------------------------------------------------------------------------------|
| 2 | June 4, 2009 | Groundwater Monitoring and Sampling Report Second Quarter Event of May 8, 2009 |

COMMENTS:

Pursuant to your request, we are providing you with copies of the above referenced report for **your use and distribution to the following:**

Ms. Stacie H. Frerichs, Chevron EMC, 6111 Bollinger Canyon Road, Room 3596, San Ramon, CA 94583

Please provide any comments/changes and propose any groundwater monitoring modifications for the next event prior to **June 24, 2009**, at which time this final report will be distributed to the following:

- cc: Mr. Chuck Headlee, RWQCB-S.F. Bay Region, 1515 Clay St., Suite 1400, Oakland. CA 94612
(No Hard Copy)
- Mr. Steven Plunkett, Alameda County Health Care Services, Dept. of Environmental Health, 1131 Harbor Bay Parkway, Suite 250, Alameda, CA 94502-6577
(No Hard Copy-UPLOAD TO ALAMEDA CO.)
- Mr. Hai Pham, Property Owner, 3530 MacArthur Blvd. Gas Station, Inc., 3530 MacArthur Blvd., Oakland. CA 94619

Enclosures

trans/9-8341-SHF



Stacie H. Frerichs
Team Lead
Marketing Business Unit

**Chevron Environmental
Management Company**
6001 Bollinger Canyon Road
San Ramon, CA 94583
Tel (925) 842-9655
Fax (925) 842-8370

June 10, 2009
(date)

Alameda County Health Care Services
1131 Harbor Bay Parkway, Suite 250
Alameda, CA 94502-6577

Re: Chevron Facility #9-8341

Address: 3530 MacArthur Blvd., Oakland, California

I have reviewed the attached routine groundwater monitoring report dated June 10, 2009.

I agree with the conclusions and recommendations presented in the referenced report. The information in this report is accurate to the best of my knowledge and all local Agency/Regional Board guidelines have been followed. This report was prepared by Gettler-Ryan, Inc., upon whose assistance and advice I have relied.

This letter is submitted pursuant to the requirements of California Water Code Section 13267(b)(1) and the regulating implementation entitled Appendix A pertaining thereto.

I declare under penalty of perjury that the foregoing is true and correct.

Sincerely,

A handwritten signature in black ink that reads "Stacie H. Frerichs".

Stacie H. Frerichs
Project Manager

Enclosure: Report

WELL CONDITION STATUS SHEET

Client/Facility #: Chevron #9-8341
 Site Address: 3530 Macarthur Blvd.
 City: Oakland, CA

Job # 386346
 Event Date: 5/8/09
 Sampler: SR

| WELL ID | Vault Frame Condition | Gasket/O-Ring (M)missing | BOLTS (M) Missing (R) Replaced | Bolt Flanges B= Broken S= Stripped R=Retap | APRON Condition C=Cracked B=Broken G=Gone | Grout Seal (Deficient) inches from TOC | Casing (Condition prevents tight cap seal) | REPLACE LOCK Y/N | REPLACE CAP Y/N | WELL VAULT Manufacture/Size/ # of Bolts | Pictures Taken Yes / No |
|---------|-----------------------|--------------------------|--------------------------------|--------------------------------------------|-------------------------------------------|----------------------------------------|--------------------------------------------|------------------|-----------------|-----------------------------------------|-------------------------|
| MW-1 | ok | NA | NA | NA | ok | —————→ | | N | N | 2' round vault | |
| MW-2 | ok | —————→ | | | | | | N | N | 8"/Bart-Ingrr/3 | |
| MW-3 | ok | —————→ | | 2(S) | ok | —————→ | | N | N | 12"/Morrison/2 | |
| | | | | | | | | | | | |
| | | | | | | | | | | | |
| | | | | | | | | | | | |
| | | | | | | | | | | | |
| | | | | | | | | | | | |
| | | | | | | | | | | | |
| | | | | | | | | | | | |
| | | | | | | | | | | | |
| | | | | | | | | | | | |
| | | | | | | | | | | | |
| | | | | | | | | | | | |
| | | | | | | | | | | | |
| | | | | | | | | | | | |
| | | | | | | | | | | | |
| | | | | | | | | | | | |
| | | | | | | | | | | | |

Comments _____



GETTLER - RYAN Inc.



June 4, 2009
G-R Job #386346

Ms. Stacie H. Frerichs
Chevron Environmental Management Company
6111 Bollinger Canyon Road, Room 3596
San Ramon, CA 94583

RE: Second Quarter Event of May 8, 2009
Groundwater Monitoring & Sampling Report
Chevron Service Station #9-8341
3530 MacArthur Boulevard
Oakland, California

Dear Ms. Frerichs:

This report documents the most recent groundwater monitoring and sampling event performed by Gettler-Ryan Inc. (G-R) at the referenced site. All field work was conducted in accordance with G-R Standard Operating Procedure - Groundwater Sampling (attached).

Static groundwater levels were measured and the wells were checked for the presence of separate-phase hydrocarbons. Static water level data, groundwater elevations and separate-phase hydrocarbon thickness (if any) are presented in the attached Table 1. A Potentiometric Map is included as Figure 1.

Groundwater samples were collected from the monitoring wells and submitted to a state certified laboratory for analyses. The field data sheets for this event are attached. Analytical results are presented in the table(s) listed below. The chain of custody document and laboratory analytical report are also attached. All groundwater and decontamination water generated during sampling activities was removed from the site, per the Standard Operating Procedure.

Please call if you have any questions or comments regarding this report. Thank you.

Sincerely,

Deanna L. Harding
Project Coordinator

Douglas J. Lee
Senior Geologist, P.G. No. 6882


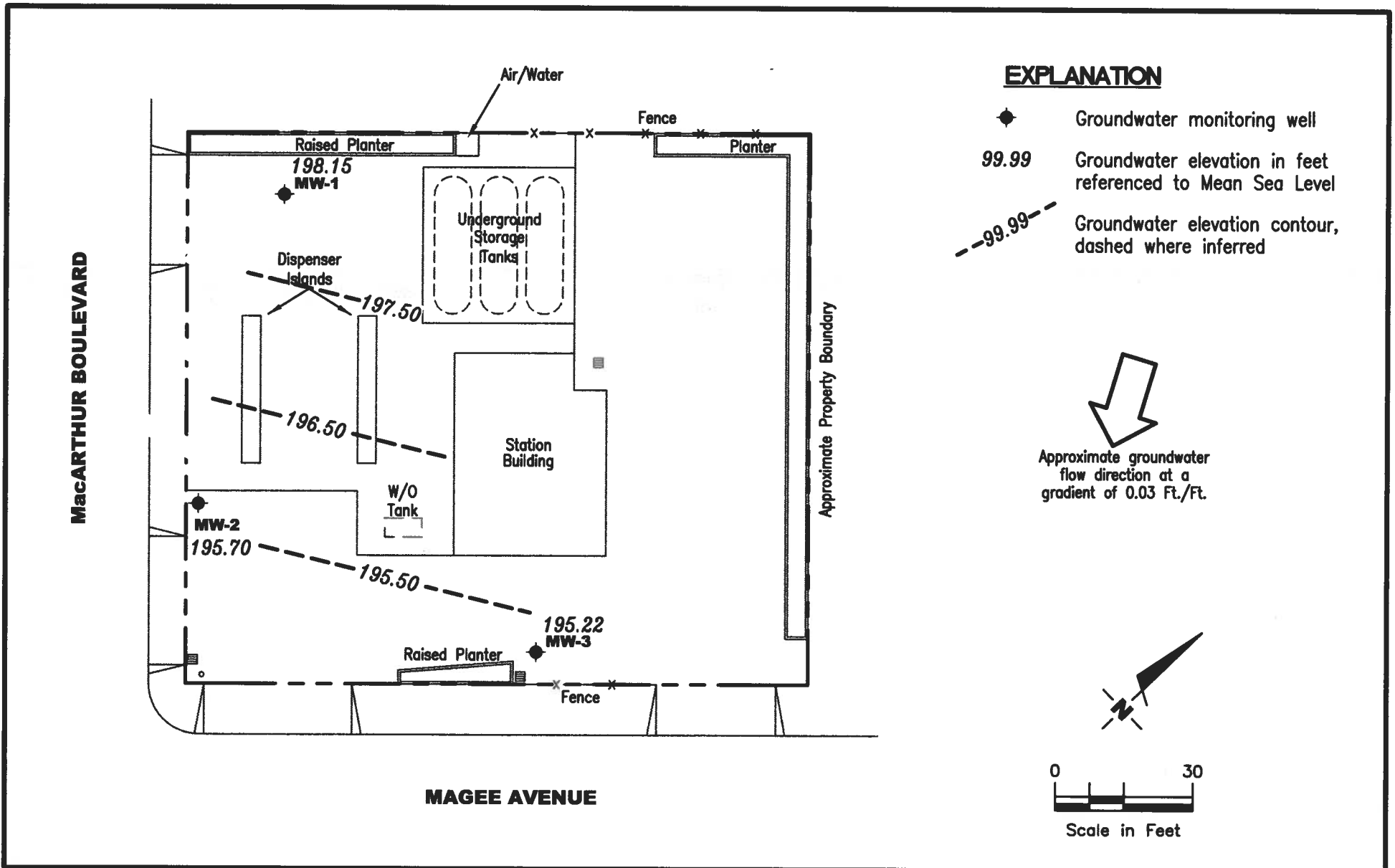


Figure 1: Potentiometric Map
Table 1: Groundwater Monitoring Data and Analytical Results
Attachments: Standard Operating Procedure - Groundwater Sampling
Field Data Sheets
Chain of Custody Document and Laboratory Analytical Reports



Gettler - Ryan Inc.

6747 Sierra Court Suite J
Dublin, CA 94568 (925) 551-7555

POTENTIOMETRIC MAP

Chevron Service Station #9-8341
3530 MacArthur Boulevard
Oakland, California

FIGURE

1

JOB NUMBER
386346

REVIEWED BY

DATE
May 8, 2009

REVISED DATE

Table 1
Groundwater Monitoring Data and Analytical Results
Chevron Service Station #9-8341
3530 MacArthur Boulevard
Oakland, California

| WELL ID/ DATE | TOC (<i>ft.</i>) | GWE (<i>msl</i>) | DTW (<i>ft.</i>) | TPH-GRO (<i>µg/L</i>) | B (<i>µg/L</i>) | T (<i>µg/L</i>) | E (<i>µg/L</i>) | X (<i>µg/L</i>) | MTBE (<i>µg/L</i>) | ETHANOL♦ (<i>µg/L</i>) |
|-----------------------|-----------------------|-----------------------|-----------------------|----------------------------|----------------------|----------------------|----------------------|----------------------|-------------------------|-----------------------------|
| MW-1 | | | | | | | | | | |
| 04/04/96 | 202.47 | 198.65 | 3.82 | <50 | <0.5 | <0.5 | <0.5 | <0.5 | ND | -- |
| 11/01/96 | 202.47 | 196.97 | 2.75 | <50 | <0.5 | <0.5 | <0.5 | <0.5 | <2.5 | -- |
| 01/06/97 | 202.47 | 197.45 | 4.76 | <50 | <0.5 | <0.5 | <0.5 | <0.5 | 14 | -- |
| 04/14/97 | 202.47 | 199.72 | 5.75 | <50 | <0.5 | <0.5 | <0.5 | <0.5 | <2.5 | -- |
| 07/17/97 | 202.47 | 197.71 | 5.50 | <50 | <0.5 | <0.5 | <0.5 | <0.5 | <2.5 | -- |
| 10/29/97 | 202.47 | 196.72 | | <50 | <0.5 | <0.5 | <0.5 | <0.5 | <2.5 | -- |
| 02/04/98 | 202.47 | 5.02 | 2.67 | <50 | 4.2 | <0.5 | <0.5 | <0.5 | 94 | -- |
| 04/03/98 | 202.47 | 197.06 | 5.41 | <50 | <0.5 | <0.5 | <0.5 | <0.5 | <2.5 | -- |
| 07/29/98 | 202.47 | 192.26 | 10.21 | <50 | <0.5 | <0.5 | <0.5 | <0.5 | <2.5 | -- |
| 10/26/98 | 202.47 | 195.66 | 6.81 | <50 | <0.5 | <0.5 | <0.5 | <0.5 | <2.5 | -- |
| 01/18/99 | 202.47 | 196.05 | 6.42 | <50 | <0.5 | <0.5 | <0.5 | <0.5 | <2.0 | -- |
| 04/15/99 | 202.47 | 197.13 | 5.34 | <50 | <0.5 | <0.5 | <0.5 | <0.5 | <5.0 | -- |
| 07/22/99 | 202.47 | 196.97 | 5.50 | <50 | <0.5 | <0.5 | <0.5 | <0.5 | <2.5 | -- |
| 10/13/99 | 202.47 | 196.43 | 6.04 | <50 | <0.5 | <0.5 | <0.5 | <0.5 | <2.5 | -- |
| 01/21/00 | 202.47 | 197.11 | 5.36 | <50 | <0.5 | <0.5 | <0.5 | <0.5 | <2.5 | -- |
| 04/10/00 | 202.47 | 197.60 | 4.87 | <50 | <0.50 | <0.50 | <0.50 | <0.50 | <2.5 | -- |
| 07/12/00 | 202.47 | 197.05 | 5.42 | <50.0 | <0.500 | <0.500 | <0.500 | <0.500 | <2.50 | -- |
| 10/05/00 | 202.47 | 196.79 | 5.68 | <50.0 | <0.500 | <0.500 | <0.500 | <0.500 | <2.50 | -- |
| 01/05/01 | 202.47 | 197.30 | 5.17 | <50 | <0.50 | <0.50 | <0.50 | <0.50 | <2.5 | -- |
| 04/05/01 | 202.47 | 197.83 | 4.64 | <50 | <0.50 | <0.50 | <0.50 | <0.50 | <2.5 | -- |
| 08/20/01 | 202.47 | 197.29 | 5.18 | <50 | <0.50 | <0.50 | <0.50 | <0.50 | <2.5 | -- |
| 11/26/01 | 202.47 | 197.65 | 4.82 | <50 | <0.50 | <0.50 | <0.50 | <1.5 | <2.5 | -- |
| 02/14/02 | 202.47 | 197.68 | 4.79 | <50 | <0.50 | <0.50 | <0.50 | <1.5 | <2.5 | -- |
| 05/07/02 | 202.47 | 197.55 | 4.92 | <50 | <0.50 | <0.50 | <0.50 | <1.5 | <2.5 | -- |
| 08/02/02 | 202.47 | 197.36 | 5.11 | <50 | <0.50 | <0.50 | <0.50 | <1.5 | <2.5 | -- |
| 11/11/02 | 202.47 | 197.40 | 5.07 | <50 | <0.50 | <0.50 | <0.50 | <1.5 | <2.5 | -- |
| 02/03/03 | 202.47 | 197.69 | 4.78 | <50 | <0.50 | <0.50 | <0.50 | <1.5 | <2.5 | -- |
| 05/05/03 | 202.47 | 198.86 | 3.61 | <50 | <0.5 | <0.5 | <0.5 | <1.5 | <2.5 | -- |
| 08/04/03 ⁴ | 202.47 | 197.39 | 5.08 | <50 | <0.5 | <0.5 | <0.5 | <0.5 | <0.5 | <50 |
| 11/19/03 ⁴ | 202.47 | 197.44 | 5.03 | <50 | <0.5 | <0.5 | <0.5 | <0.5 | <0.5 | <50 |
| 02/16/04 ⁴ | 202.47 | 198.01 | 4.46 | <50 | <0.5 | <0.5 | <0.5 | <0.5 | <0.5 | <50 |
| 06/03/04 ⁴ | 202.47 | 197.52 | 4.95 | <50 | <0.5 | <0.5 | <0.5 | <0.5 | <0.5 | <50 |
| 08/20/04 ⁴ | 202.47 | 197.22 | 5.25 | <50 | <0.5 | <0.5 | <0.5 | <0.5 | <0.5 | <50 |
| 11/15/04 ⁴ | 202.47 | 197.86 | 4.61 | <50 | <0.5 | <0.5 | <0.5 | <0.5 | <0.5 | <50 |
| 02/14/05 ⁴ | 202.47 | 198.18 | 4.29 | <50 | <0.5 | <0.5 | <0.5 | <0.5 | <0.5 | <50 |
| 05/16/05 ⁴ | 202.47 | 198.62 | 3.85 | <50 | <0.5 | <0.5 | <0.5 | <0.5 | <0.5 | -- |

Table 1
Groundwater Monitoring Data and Analytical Results
Chevron Service Station #9-8341
3530 MacArthur Boulevard
Oakland, California

| WELL ID/ DATE | TOC (ft.) | GWE (msl) | DTW (ft.) | TPH-GRO (µg/L) | B (µg/L) | T (µg/L) | E (µg/L) | X (µg/L) | MTBE (µg/L) | ETHANOL♦ (µg/L) |
|-----------------------------|---------------|---------------|--------------|-------------------|----------------|----------------|----------------|----------------|--------------------------|--------------------|
| MW-1 (cont) | | | | | | | | | | |
| 08/31/05 ⁴ | 202.47 | 197.19 | 5.28 | 69 | 12 | 12 | <0.5 | 12 | <0.5 | -- |
| 11/30/05 ⁴ | 202.47 | 197.36 | 5.11 | <50 | <0.5 | <0.5 | <0.5 | 1 | <0.5 | -- |
| 02/17/06 ⁴ | 202.47 | 198.47 | 4.00 | <50 | <0.5 | <0.5 | <0.5 | <0.5 | <0.5 | -- |
| 05/19/06 ⁴ | 202.47 | 198.09 | 4.38 | <50 | <0.5 | <0.5 | <0.5 | <0.5 | <0.5 | -- |
| 08/25/06 ⁴ | 202.47 | 197.23 | 5.24 | <50 | <0.5 | <0.5 | <0.5 | <0.5 | <0.5 | -- |
| 11/22/06 ⁴ | 202.47 | 197.09 | 5.38 | <50 | <0.5 | <0.5 | <0.5 | <0.5 | <0.5 | -- |
| 02/01/07 ⁴ | 202.47 | 198.00 | 4.47 | <50 | <0.5 | <0.5 | <0.5 | <0.5 | <0.5 | -- |
| 04/30/07 ⁴ | 202.47 | 197.96 | 4.51 | <50 | <0.5 | <0.5 | <0.5 | <0.5 | <0.5 | -- |
| 07/31/07 ⁴ | 202.47 | 197.40 | 5.07 | <50 | <0.5 | <0.5 | <0.5 | <0.5 | <0.5 | -- |
| 10/27/07 ⁴ | 202.47 | 197.46 | 5.01 | <50 | <0.5 | <0.5 | <0.5 | <0.5 | <0.5 | -- |
| 02/08/08 ⁴ | 202.47 | 199.06 | 3.41 | <50 | <0.5 | <0.5 | <0.5 | <0.5 | <0.5 | -- |
| 05/02/08 ⁴ | 202.47 | 198.17 | 4.30 | <50 | <0.5 | <0.5 | <0.5 | <0.5 | <0.5 | -- |
| 07/31/08 ⁴ | 202.47 | 197.26 | 5.21 | <50 | <0.5 | <0.5 | <0.5 | <0.5 | <0.5 | -- |
| 11/13/08 ⁴ | 202.47 | 197.65 | 4.82 | <50 | <0.5 | <0.5 | <0.5 | <0.5 | <0.5 | -- |
| 02/13/09 ⁴ | 202.47 | 198.40 | 4.07 | <50 | <0.5 | <0.5 | <0.5 | <0.5 | <0.5 | -- |
| 05/08/09⁴ | 202.47 | 198.15 | 4.32 | <50 | <0.5 | <0.5 | <0.5 | <0.5 | <0.5 | -- |
| MW-2 | | | | | | | | | | |
| 04/04/96 | 198.88 | 196.07 | 2.81 | <50 | <0.5 | <0.5 | <0.5 | <0.5 | 6,100 | -- |
| 11/01/96 | 198.88 | 195.27 | 3.61 | <500 | <5.0 | <5.0 | <5.0 | <5.0 | 2,600 | -- |
| 01/06/97 | 198.88 | 195.97 | 2.91 | <2,000 | 31 | <20 | <20 | <20 | 4,000 | -- |
| 04/14/97 | 198.88 | 195.43 | 3.45 | <2,000 | <20 | <20 | <20 | <20 | 5,100/5,800 ¹ | -- |
| 07/17/97 | 198.88 | 194.98 | 3.90 | <500 | <5.0 | <5.0 | <5.0 | <5.0 | 2,300/2,900 ¹ | -- |
| 10/29/97 | 198.88 | 192.96 | 5.92 | 120 ² | 12 | <0.5 | <0.5 | <0.5 | 810/900 ¹ | -- |
| 02/04/98 | 198.88 | 195.05 | 3.83 | <1,000 | <10 | <10 | <10 | <10 | 2,100/2,800 ¹ | -- |
| 04/03/98 | 198.88 | 191.55 | 7.33 | <1,000 | <10 | <10 | <10 | <10 | 3,800/3,600 ¹ | -- |
| 07/29/98 | 198.88 | 189.86 | 9.02 | 120 ³ | <0.5 | <0.5 | <0.5 | <0.5 | 2,800/3,900 ¹ | -- |
| 10/26/98 | 198.88 | 192.77 | 6.11 | <50 | <0.5 | <0.5 | <0.5 | <0.5 | 1,200 | -- |
| 01/18/99 | 198.88 | 194.67 | 4.21 | <1,000 | <10 | <10 | <10 | 10.5 | 2,530 | -- |
| 04/15/99 | 198.88 | 194.56 | 4.32 | <50 | <0.5 | <0.5 | <0.5 | <0.5 | 5,270 | -- |
| 07/22/99 | 198.88 | 193.73 | 5.15 | <50 | 8.92 | <0.5 | <0.5 | <0.5 | 1,450 | -- |
| 10/13/99 | 198.88 | 192.23 | 6.65 | <250 | <2.5 | <2.5 | <2.5 | <2.5 | 1,740 | -- |
| 01/21/00 | 198.88 | 192.78 | 6.10 | 69.6 | <0.5 | <0.5 | <0.5 | <0.5 | 1,110 | -- |
| 04/10/00 | 198.88 | 194.42 | 4.46 | <500 | <5.0 | <5.0 | <5.0 | <5.0 | 1,700 | -- |
| 07/12/00 | 198.88 | 195.24 | 3.64 | <50.0 | <0.500 | <0.500 | <0.500 | <0.500 | 187 | -- |

Table 1
Groundwater Monitoring Data and Analytical Results
Chevron Service Station #9-8341
3530 MacArthur Boulevard
Oakland, California

| WELL ID/ DATE | TOC (<i>ft.</i>) | GWE (<i>mst</i>) | DTW (<i>ft.</i>) | TPH-GRO (<i>µg/L</i>) | B (<i>µg/L</i>) | T (<i>µg/L</i>) | E (<i>µg/L</i>) | X (<i>µg/L</i>) | MTBE (<i>µg/L</i>) | ETHANOL♦ (<i>µg/L</i>) |
|-----------------------|-----------------------|-----------------------|-----------------------|----------------------------|----------------------|----------------------|----------------------|----------------------|-------------------------|-----------------------------|
| MW-2 (cont) | | | | | | | | | | |
| 10/05/00 | 198.88 | 194.06 | 4.82 | <50.0 | <0.500 | <0.500 | <0.500 | <0.500 | <2.50 | -- |
| 01/05/01 | 198.88 | 195.17 | 3.71 | <50 | <0.50 | <0.50 | <0.50 | <0.50 | 1,800 | -- |
| 04/05/01 | 198.88 | 192.94 | 5.94 | <50 | <0.50 | <0.50 | <0.50 | <0.50 | 5,500 | -- |
| 08/20/01 | 198.88 | 193.18 | 5.70 | <50 | <0.50 | <0.50 | <0.50 | <0.50 | 2,000 | -- |
| 11/26/01 | 198.88 | 193.55 | 5.33 | <50 | <0.50 | <0.50 | <0.50 | <1.5 | 990 | -- |
| 02/14/02 | 198.88 | 194.42 | 4.46 | 58 | <0.50 | <0.50 | <0.50 | <1.5 | 1,200 | -- |
| 05/07/02 | 198.88 | 194.49 | 4.39 | <50 | <0.50 | <0.50 | <0.50 | <1.5 | <2.5 | -- |
| 08/02/02 | 198.88 | 194.81 | 4.07 | <50 | <0.50 | <0.50 | <0.50 | <1.5 | 490 | -- |
| 11/11/02 | 198.88 | 194.76 | 4.12 | <50 | <0.50 | <0.50 | <0.50 | <1.5 | 470 | -- |
| 02/03/03 | 198.88 | 193.93 | 4.95 | <50 | <0.50 | <0.50 | <0.50 | <1.5 | 690 | -- |
| 05/05/03 | 198.88 | 194.38 | 4.50 | <50 | <0.5 | <0.5 | <0.5 | <1.5 | 680 | -- |
| 08/04/03 ⁴ | 198.88 | 195.02 | 3.86 | <50 | <0.5 | <0.5 | <0.5 | <0.5 | 460 | <50 |
| 11/19/03 ⁴ | 198.88 | 195.32 | 3.56 | <50 | <0.5 | <0.5 | <0.5 | <0.5 | 540 | <50 |
| 02/16/04 ⁴ | 198.88 | 195.73 | 3.15 | <50 | <1 | <1 | <1 | <1 | 1,200 | <130 |
| 06/03/04 ⁴ | 198.88 | 195.18 | 3.70 | <50 | <0.5 | <0.5 | <0.5 | <0.5 | 190 | <50 |
| 08/20/04 ⁴ | 198.88 | 194.85 | 4.03 | <50 | <0.5 | <0.5 | <0.5 | <0.5 | 130 | <50 |
| 11/15/04 ⁴ | 198.88 | 195.54 | 3.34 | <50 | <0.5 | <0.5 | <0.5 | <0.5 | 230 | <50 |
| 02/14/05 ⁴ | 198.88 | 195.54 | 3.34 | <50 | <0.5 | <0.5 | <0.5 | <0.5 | 600 | <50 |
| 05/16/05 ⁴ | 198.88 | 194.99 | 3.89 | <50 | <0.5 | <0.5 | <0.5 | <0.5 | 130 | -- |
| 08/31/05 ⁴ | 198.88 | 194.81 | 4.07 | <50 | <0.5 | <0.5 | <0.5 | 0.8 | 450 | -- |
| 11/30/05 ⁴ | 198.88 | 193.13 | 5.75 | <50 | <0.5 | <0.5 | <0.5 | 2 | 280 | -- |
| 02/17/06 ⁴ | 198.88 | 195.56 | 3.32 | <50 | <0.5 | <0.5 | <0.5 | <0.5 | 790 | -- |
| 05/19/06 ⁴ | 198.88 | 193.80 | 5.08 | <50 | <0.5 | <0.5 | <0.5 | <0.5 | 530 | -- |
| 08/25/06 ⁴ | 198.88 | 194.85 | 4.03 | <50 | <0.5 | <0.5 | <0.5 | <0.5 | 330 | -- |
| 11/22/06 ⁴ | 198.88 | 193.44 | 5.44 | <50 | <0.5 | <0.5 | <0.5 | <0.5 | 310 | -- |
| 02/01/07 ⁴ | 198.88 | 195.30 | 3.58 | <50 | <0.5 | <0.5 | <0.5 | <0.5 | 770 | -- |
| 04/30/07 ⁴ | 198.88 | 194.73 | 4.15 | <50 | <0.5 | <0.5 | <0.5 | <0.5 | 92 | -- |
| 07/31/07 ⁴ | 198.88 | 194.68 | 4.20 | <50 | <0.5 | <0.5 | <0.5 | <0.5 | 20 | -- |
| 10/27/07 ⁴ | 198.88 | 195.00 | 3.88 | <50 | <0.5 | <0.5 | <0.5 | <0.5 | 220 | -- |
| 02/08/08 ⁴ | 198.88 | 194.86 | 4.02 | <50 | <0.5 | <0.5 | <0.5 | <0.5 | 860 | -- |
| 05/02/08 ⁴ | 198.88 | 194.50 | 4.38 | <50 | <0.5 | <0.5 | <0.5 | <0.5 | 1,700 | -- |
| 07/31/08 ⁴ | 198.88 | 194.70 | 4.18 | <50 | <0.5 | <0.5 | <0.5 | <0.5 | 770 | -- |
| 11/13/08 ⁴ | 198.88 | 195.10 | 3.78 | <50 | <0.5 | <0.5 | <0.5 | <0.5 | 740 | -- |
| 02/13/09 ⁴ | 198.88 | 195.61 | 3.27 | <50 | <0.5 | <0.5 | <0.5 | <0.5 | 970 | -- |
| 05/08/09 ⁴ | 198.88 | 195.70 | 3.18 | <250 | <0.5 | <0.5 | <0.5 | <0.5 | 910 | -- |

Table 1
Groundwater Monitoring Data and Analytical Results
Chevron Service Station #9-8341
3530 MacArthur Boulevard
Oakland, California

| WELL ID/ DATE | TOC (ft.) | GWE (mst) | DTW (ft.) | TPH-GRO (µg/L) | B (µg/L) | T (µg/L) | E (µg/L) | X (µg/L) | MTBE (µg/L) | ETHANOL♦ (µg/L) |
|-----------------------|--------------|--------------|--------------|-------------------|-------------|-------------|-------------|-------------|----------------|--------------------|
| MW-3 | | | | | | | | | | |
| 11/01/96 | 199.10 | 194.91 | 4.19 | <50 | <0.5 | <0.5 | <0.5 | <0.5 | <2.5 | -- |
| 01/06/97 | 199.10 | 195.29 | 3.81 | <50 | <0.5 | <0.5 | <0.5 | <0.5 | <2.5 | -- |
| 04/14/97 | 199.10 | 194.93 | 4.17 | <50 | <0.5 | <0.5 | <0.5 | <0.5 | <2.5 | -- |
| 07/17/97 | 199.10 | 194.92 | 4.18 | <50 | <0.5 | <0.5 | <0.5 | <0.5 | <2.5 | -- |
| 10/29/97 | 199.10 | 193.90 | 5.20 | <50 | <0.5 | <0.5 | <0.5 | <0.5 | <2.5 | -- |
| 02/04/98 | 199.10 | 194.71 | 4.39 | <50 | <0.5 | <0.5 | <0.5 | <0.5 | <2.5 | -- |
| 04/03/98 | 199.10 | 195.78 | 3.32 | <50 | <0.5 | <0.5 | <0.5 | <0.5 | <2.5 | -- |
| 07/29/98 | 199.10 | 189.24 | 9.86 | <50 | <0.5 | <0.5 | <0.5 | <0.5 | <2.5 | -- |
| 10/26/98 | 199.10 | 193.59 | 5.51 | <50 | <0.5 | <0.5 | <0.5 | <0.5 | <2.5 | -- |
| 01/18/99 | 199.10 | 194.68 | 4.42 | <50 | <0.5 | <0.5 | <0.5 | <0.5 | <2.0 | -- |
| 04/15/99 | 199.10 | 194.54 | 4.56 | <50 | <0.5 | <0.5 | <0.5 | 1.16 | <5.0 | -- |
| 07/22/99 | 199.10 | 192.45 | 6.65 | <50 | <0.5 | <0.5 | <0.5 | <0.5 | 3.94 | -- |
| 10/13/99 | 199.10 | 193.79 | 5.31 | <50 | <0.5 | <0.5 | <0.5 | <0.5 | 6.55 | -- |
| 01/21/00 | 199.10 | 193.18 | 5.92 | <50 | <0.5 | <0.5 | <0.5 | <0.5 | <2.5 | -- |
| 04/10/00 | 199.10 | 194.32 | 4.78 | <50 | <0.50 | <0.50 | <0.50 | <0.50 | <2.5 | -- |
| 07/12/00 | 199.10 | 193.86 | 5.24 | <50.0 | <0.500 | <0.500 | <0.500 | <0.500 | <2.500 | -- |
| 10/05/00 | 199.10 | 195.17 | 3.93 | <50.0 | <0.500 | <0.500 | <0.500 | <0.500 | 39.7 | -- |
| 01/05/01 | 199.10 | 194.85 | 4.25 | <50 | <0.50 | <0.50 | <0.50 | <0.50 | 2.9 | -- |
| 04/05/01 | 199.10 | 194.72 | 4.38 | <50 | <0.50 | <0.50 | <0.50 | <0.50 | <2.5 | -- |
| 08/20/01 | 199.10 | 194.35 | 4.75 | <50 | <0.50 | <0.50 | <0.50 | <0.50 | <2.5 | -- |
| 11/26/01 | 199.10 | 193.60 | 5.50 | <50 | <0.50 | <0.50 | <0.50 | <1.5 | <2.5 | -- |
| 02/14/02 | 199.10 | 194.82 | 4.28 | <50 | <0.50 | <0.50 | <0.50 | <1.5 | <2.5 | -- |
| 05/07/02 | 199.10 | 194.58 | 4.52 | 85 | <0.50 | <0.50 | <0.50 | <1.5 | 610 | -- |
| 08/02/02 | 199.10 | 194.72 | 4.38 | <50 | <0.50 | <0.50 | <0.50 | <1.5 | <2.5 | -- |
| 11/11/02 | 199.10 | 195.04 | 4.06 | <50 | <0.50 | <0.50 | <0.50 | <1.5 | 4.5 | -- |
| 02/03/03 | 199.10 | 194.02 | 5.08 | <50 | <0.50 | <0.50 | <0.50 | <1.5 | <2.5 | -- |
| 05/05/03 | 199.10 | 194.50 | 4.60 | <50 | <0.5 | <0.5 | <0.5 | <1.5 | <2.5 | -- |
| 08/04/03 ⁴ | 199.10 | 194.75 | 4.35 | <50 | <0.5 | <0.5 | <0.5 | <0.5 | <0.5 | <50 |
| 11/19/03 ⁴ | 199.10 | 194.86 | 4.24 | <50 | <0.5 | <0.5 | <0.5 | <0.5 | <0.5 | <50 |
| 02/16/04 ⁴ | 199.10 | 195.32 | 3.78 | <50 | <0.5 | <0.5 | <0.5 | <0.5 | <0.5 | <50 |
| 06/03/04 ⁴ | 199.10 | 193.74 | 5.36 | <50 | <0.5 | <0.5 | <0.5 | <0.5 | <0.5 | <50 |
| 08/20/04 ⁴ | 199.10 | 194.75 | 4.35 | <50 | <0.5 | <0.5 | <0.5 | <0.5 | <0.5 | <50 |
| 11/15/04 ⁴ | 199.10 | 195.21 | 3.89 | <50 | <0.5 | <0.5 | <0.5 | <0.5 | 2 | <50 |
| 02/14/05 ⁴ | 199.10 | 195.18 | 3.92 | <50 | <0.5 | <0.5 | <0.5 | <0.5 | <0.5 | <50 |
| 05/16/05 ⁴ | 199.10 | 195.34 | 3.76 | <50 | <0.5 | <0.5 | <0.5 | <0.5 | 0.6 | -- |
| 08/31/05 ⁴ | 199.10 | 194.89 | 4.21 | 54 | 7 | 7 | <0.5 | 12 | <0.5 | -- |

Table 1
Groundwater Monitoring Data and Analytical Results
Chevron Service Station #9-8341
3530 MacArthur Boulevard
Oakland, California

| WELL ID/ DATE | TOC (ft.) | GWE (mst) | DTW (ft.) | TPH-GRO (µg/L) | B (µg/L) | T (µg/L) | E (µg/L) | X (µg/L) | MTBE (µg/L) | ETHANOL♦ (µg/L) |
|-----------------------|--------------|--------------|--------------|-------------------|-------------|-------------|-------------|-------------|----------------|--------------------|
| MW-3 (cont) | | | | | | | | | | |
| 11/30/05 ⁴ | 199.10 | 195.31 | 3.79 | <50 | <0.5 | <0.5 | <0.5 | 1 | <0.5 | -- |
| 02/17/06 ⁴ | 199.10 | 195.04 | 4.06 | <50 | <0.5 | <0.5 | <0.5 | <0.5 | <0.5 | -- |
| 05/19/06 ⁴ | 199.10 | 194.49 | 4.61 | <50 | <0.5 | <0.5 | <0.5 | <0.5 | <0.5 | -- |
| 08/25/06 ⁴ | 199.10 | 194.94 | 4.16 | <50 | <0.5 | <0.5 | <0.5 | <0.5 | <0.5 | -- |
| 11/22/06 ⁴ | 199.10 | 195.45 | 3.65 | <50 | <0.5 | <0.5 | <0.5 | 1 | <0.5 | -- |
| 02/01/07 ⁴ | 199.10 | 194.90 | 4.20 | <50 | <0.5 | <0.5 | <0.5 | <0.5 | <0.5 | -- |
| 04/30/07 ⁴ | 199.10 | 195.12 | 3.98 | <50 | <0.5 | <0.5 | <0.5 | <0.5 | <0.5 | -- |
| 07/31/07 ⁴ | 199.10 | 195.07 | 4.03 | <50 | <0.5 | <0.5 | <0.5 | <0.5 | <0.5 | -- |
| 10/27/07 ⁴ | 199.10 | 194.66 | 4.44 | <50 | <0.5 | <0.5 | <0.5 | <0.5 | <0.5 | -- |
| 02/08/08 ⁴ | 199.10 | 195.05 | 4.05 | <50 | <0.5 | <0.5 | <0.5 | <0.5 | 1 | -- |
| 05/02/08 ⁴ | 199.10 | 194.97 | 4.13 | <50 | <0.5 | <0.5 | <0.5 | <0.5 | 2 | -- |
| 07/31/08 ⁴ | 199.10 | 194.62 | 4.48 | <50 | <0.5 | <0.5 | <0.5 | <0.5 | 0.6 | -- |
| 11/13/08 ⁴ | 199.10 | 194.42 | 4.68 | <50 | <0.5 | <0.5 | <0.5 | <0.5 | 1 | -- |
| 02/13/09 ⁴ | 199.10 | 195.29 | 3.81 | <50 | <0.5 | <0.5 | <0.5 | <0.5 | 0.5 | -- |
| 05/08/09 ⁴ | 199.10 | 195.22 | 3.88 | <50 | <0.5 | <0.5 | <0.5 | <0.5 | 0.6 | -- |
| TRIP BLANK | | | | | | | | | | |
| 11/01/96 | -- | -- | -- | <50 | <0.5 | <0.5 | <0.5 | <0.5 | <2.5 | -- |
| 01/06/97 | -- | -- | -- | <50 | <0.5 | <0.5 | <0.5 | <0.5 | <2.5 | -- |
| 04/14/97 | -- | -- | -- | <50 | <0.5 | <0.5 | <0.5 | <0.5 | <2.5 | -- |
| 07/17/97 | -- | -- | -- | <50 | <0.5 | <0.5 | <0.5 | <0.5 | <2.5 | -- |
| 10/29/97 | -- | -- | -- | <50 | <0.5 | <0.5 | <0.5 | <0.5 | <2.5 | -- |
| 02/04/98 | -- | -- | -- | <50 | <0.5 | <0.5 | <0.5 | <0.5 | <2.5 | -- |
| 04/03/98 | -- | -- | -- | <50 | <0.5 | <0.5 | <0.5 | <0.5 | <2.5 | -- |
| 07/29/98 | -- | -- | -- | <50 | <0.5 | <0.5 | <0.5 | <0.5 | <2.5 | -- |
| 10/26/98 | -- | -- | -- | <50 | <0.5 | <0.5 | <0.5 | <0.5 | <2.5 | -- |
| 01/18/99 | -- | -- | -- | <50 | <0.5 | <0.5 | <0.5 | <0.5 | <2.0 | -- |
| 04/15/99 | -- | -- | -- | <50 | <0.5 | <0.5 | <0.5 | <0.5 | <5.0 | -- |
| 07/22/99 | -- | -- | -- | <50 | <0.5 | <0.5 | <0.5 | <0.5 | <2.5 | -- |
| 10/13/99 | -- | -- | -- | <50 | <0.5 | <0.5 | <0.5 | <0.5 | <2.5 | -- |
| 01/21/00 | -- | -- | -- | <50 | <0.5 | <0.5 | <0.5 | <0.5 | <2.5 | -- |
| 04/10/00 | -- | -- | -- | <50 | <0.50 | <0.50 | <0.50 | <0.50 | <2.5 | -- |
| 07/12/00 | -- | -- | -- | <50.0 | <0.500 | <0.500 | <0.500 | <0.500 | <2.50 | -- |
| 10/05/00 | -- | -- | -- | <50.0 | <0.500 | <0.500 | <0.500 | <0.500 | <2.50 | -- |
| 01/05/01 | -- | -- | -- | <50 | <0.50 | <0.50 | <0.50 | <0.50 | <2.5 | -- |

Table 1
Groundwater Monitoring Data and Analytical Results
Chevron Service Station #9-8341
3530 MacArthur Boulevard
Oakland, California

| WELL ID/ DATE | TOC (<i>ft.</i>) | GWE (<i>msl</i>) | DTW (<i>ft.</i>) | TPH-GRO (<i>µg/L</i>) | B (<i>µg/L</i>) | T (<i>µg/L</i>) | E (<i>µg/L</i>) | X (<i>µg/L</i>) | MTBE (<i>µg/L</i>) | ETHANOL♦ (<i>µg/L</i>) |
|-----------------------|-----------------------|-----------------------|-----------------------|----------------------------|----------------------|----------------------|----------------------|----------------------|-------------------------|-----------------------------|
| QA | | | | | | | | | | |
| 04/05/01 | -- | -- | -- | <50 | <0.50 | <0.50 | <0.50 | <0.50 | <2.5 | -- |
| 08/20/01 | -- | -- | -- | <50 | <0.50 | <0.50 | <0.50 | <0.50 | <2.5 | -- |
| 11/26/01 | -- | -- | -- | <50 | <0.50 | <0.50 | <0.50 | <1.5 | <2.5 | -- |
| 02/14/02 | -- | -- | -- | <50 | <0.50 | <0.50 | <0.50 | <1.5 | <2.5 | -- |
| 05/07/02 | -- | -- | -- | <50 | <0.50 | <0.50 | <0.50 | <1.5 | <2.5 | -- |
| 08/02/02 | -- | -- | -- | <50 | <0.50 | <0.50 | <0.50 | <1.5 | <2.5 | -- |
| 11/11/02 | -- | -- | -- | <50 | <0.50 | <0.50 | <0.50 | <1.5 | <2.5 | -- |
| 02/03/03 | -- | -- | -- | <50 | <0.50 | <0.50 | <0.50 | <1.5 | <2.5 | -- |
| 05/05/03 | -- | -- | -- | <50 | <0.5 | <0.5 | <0.5 | <1.5 | <2.5 | -- |
| 08/04/03 ⁴ | -- | -- | -- | <50 | <0.5 | <0.5 | <0.5 | <0.5 | <0.5 | -- |
| 11/19/03 ⁴ | -- | -- | -- | <50 | <0.5 | <0.5 | <0.5 | <0.5 | <0.5 | -- |
| 02/16/04 ⁴ | -- | -- | -- | <50 | <0.5 | <0.5 | <0.5 | <0.5 | <0.5 | -- |
| 06/03/04 ⁴ | -- | -- | -- | <50 | <0.5 | <0.5 | <0.5 | <0.5 | <0.5 | -- |
| 08/20/04 ⁴ | -- | -- | -- | <50 | <0.5 | <0.5 | <0.5 | <0.5 | <0.5 | -- |
| 11/15/04 ⁴ | -- | -- | -- | <50 | <0.5 | <0.5 | <0.5 | <0.5 | <0.5 | -- |
| 02/14/05 ⁴ | -- | -- | -- | <50 | <0.5 | <0.5 | <0.5 | <0.5 | <0.5 | -- |
| 05/16/05 ⁴ | -- | -- | -- | <50 | <0.5 | <0.5 | <0.5 | <0.5 | <0.5 | -- |
| 08/31/05 ⁴ | -- | -- | -- | <50 | <0.5 | <0.5 | <0.5 | <0.5 | <0.5 | -- |
| 11/30/05 ⁴ | -- | -- | -- | <50 | <0.5 | <0.5 | <0.5 | <0.5 | <0.5 | -- |
| 02/17/06 ⁴ | -- | -- | -- | <50 | <0.5 | <0.5 | <0.5 | <0.5 | <0.5 | -- |
| 05/19/06 ⁴ | -- | -- | -- | <50 | <0.5 | <0.5 | <0.5 | <0.5 | <0.5 | -- |
| 08/25/06 ⁴ | -- | -- | -- | <50 | <0.5 | <0.5 | <0.5 | <0.5 | <0.5 | -- |
| 11/22/06 ⁴ | -- | -- | -- | <50 | <0.5 | <0.5 | <0.5 | <0.5 | <0.5 | -- |
| 02/01/07 ⁴ | -- | -- | -- | <50 | <0.5 | <0.5 | <0.5 | <0.5 | <0.5 | -- |
| 04/30/07 ⁴ | -- | -- | -- | <50 | <0.5 | <0.5 | <0.5 | <0.5 | <0.5 | -- |
| 07/31/07 ⁴ | -- | -- | -- | <50 | <0.5 | <0.5 | <0.5 | <0.5 | <0.5 | -- |
| 10/27/07 ⁴ | -- | -- | -- | <50 | <0.5 | <0.5 | <0.5 | <0.5 | <0.5 | -- |
| 02/08/08 ⁴ | -- | -- | -- | <50 | <0.5 | <0.5 | <0.5 | <0.5 | <0.5 | -- |
| 05/02/08 ⁴ | -- | -- | -- | <50 | <0.5 | <0.5 | <0.5 | <0.5 | <0.5 | -- |
| 07/31/08 ⁴ | -- | -- | -- | <50 | <0.5 | <0.5 | <0.5 | <0.5 | <0.5 | -- |
| 11/13/08 ⁴ | -- | -- | -- | <50 | <0.5 | <0.5 | <0.5 | <0.5 | <0.5 | -- |
| 02/13/09 ⁴ | -- | -- | -- | <50 | <0.5 | <0.5 | <0.5 | <0.5 | <0.5 | -- |
| 05/08/09 ⁴ | -- | -- | -- | <50 | <0.5 | <0.5 | <0.5 | <0.5 | <0.5 | -- |

Table 1
Groundwater Monitoring Data and Analytical Results
Chevron Service Station #9-8341
3530 MacArthur Boulevard
Oakland, California

EXPLANATIONS:

Groundwater monitoring data and analytical results prior to April 10, 2000, were compiled from reports prepared by Blaine Tech Services, Inc.

TOC = Top of Casing
(ft.) = Feet

GWE = Groundwater Elevation
(msl) = Mean sea level

DTW = Depth to Water

TPH = Total Petroleum Hydrocarbons

GRO = Gasoline Range Organics

B = Benzene

T = Toluene

E = Ethylbenzene

X = Xylenes

MTBE = Methyl Tertiary Butyl Ether

ND = Not Detected

-- = Not Measured/Not Analyzed

(µg/L) = Micrograms per liter

QA = Quality Assurance/Trip Blank

◆ Ethanol by EPA Method 8260.

¹ Confirmation run.

² Chromatogram report indicates an unidentified hydrocarbon and gas.

³ Chromatogram report indicates an unidentified hydrocarbon.

⁴ BTEX and MTBE by EPA Method 8260.

STANDARD OPERATING PROCEDURE - GROUNDWATER SAMPLING

Gettler-Ryan Inc. field personnel adhere to the following procedures for the collection and handling of groundwater samples prior to analysis by the analytical laboratory. Prior to sample collection, the type of analysis to be performed is determined. Loss prevention of volatile compounds is controlled and sample preservation for subsequent analysis is maintained.

Prior to sampling, the presence or absence of free-phase hydrocarbons is determined using an interface probe. Product thickness, if present, is measured to the nearest 0.01 foot and is noted in the field notes. In addition, all depth to water level measurements are collected with a static water level indicator and are also recorded in the field notes, prior to purging and sampling any wells.

After water levels are collected and prior to sampling, if purging is to occur, each well is purged a minimum of three well casing volumes of water using pre-cleaned pumps (stack, suction, Grundfos), or disposable bailers. Temperature, pH and electrical conductivity are measured a minimum of three times during the purging. Purging continues until these parameters stabilize.

Groundwater samples are collected using disposable bailers. The water samples are transferred from the bailer into appropriate containers. Pre-preserved containers, supplied by analytical laboratories, are used when possible. When pre-preserved containers are not available, the laboratory is instructed to preserve the sample as appropriate. Duplicate samples are collected for the laboratory to use in maintaining quality assurance/quality control standards. The samples are labeled to include the job number, sample identification, collection date and time, analysis, preservation (if any), and the sample collector's initials. The water samples are placed in a cooler, maintained at 4°C for transport to the laboratory. Once collected in the field, all samples are maintained under chain of custody until delivered to the laboratory.

The chain of custody document includes the job number, type of preservation, if any, analysis requested, sample identification, date and time collected, and the sample collector's name. The chain of custody is signed and dated (including time of transfer) by each person who receives or surrenders the samples, beginning with the field personnel and ending with the laboratory personnel.

A laboratory supplied trip blank accompanies each sampling set. For sampling sets greater than 20 samples, 5% trip blanks are included. The trip blank is analyzed for some or all of the same compounds as the groundwater samples.

As requested by Chevron Environmental Management Company, the purge water and decontamination water generated during sampling activities is transported by IWM to Chemical Waste Management located in Kettleman Hills, California.



GETTLER - RYAN INC.

WELL MONITORING/SAMPLING FIELD DATA SHEET

Client/Facility#: Chevron #9-8341 Job Number: 386346
 Site Address: 3530 Macarthur Blvd. Event Date: 5/8/09 (inclusive)
 City: Oakland, CA Sampler: SR

Well ID: MW-1 Date Monitored: 5/8/09
 Well Diameter: 2 in.
 Total Depth: 27.26 ft.
 Depth to Water: 4.32 ft.

| | | | | |
|-------------|------------|----------|----------|-----------|
| Volume | 3/4"= 0.02 | 1"= 0.04 | 2"= 0.17 | 3"= 0.38 |
| Factor (VF) | 4"= 0.66 | 5"= 1.02 | 6"= 1.50 | 12"= 5.80 |

Check if water column is less than 0.50 ft.
 $22.96 \times VF .17 = 3.9$ x3 case volume = Estimated Purge Volume: 12 gal.
 Depth to Water w/ 80% Recharge [(Height of Water Column x 0.20) + DTW]: 8.91

Purge Equipment:

Disposable Bailer _____
 Stainless Steel Bailer _____
 Stack Pump ✓
 Suction Pump _____
 Grundfos _____
 Peristaltic Pump _____
 QED Bladder Pump _____
 Other: _____

Sampling Equipment:

Disposable Bailer ✓
 Pressure Bailer _____
 Discrete Bailer _____
 Peristaltic Pump _____
 QED Bladder Pump _____
 Other: _____

| | |
|---------------------------------------|------------------|
| Time Started: | _____ (2400 hrs) |
| Time Completed: | _____ (2400 hrs) |
| Depth to Product: | _____ ft |
| Depth to Water: | _____ ft |
| Hydrocarbon Thickness: | _____ ft |
| Visual Confirmation/Description: | _____ |
| Skimmer / Absorbent Sock (circle one) | _____ |
| Amt Removed from Skimmer: | _____ gal |
| Amt Removed from Well: | _____ gal |
| Water Removed: | _____ gal |
| Product Transferred to: | _____ |

Start Time (purge): 1205 Weather Conditions: Sunny
 Sample Time/Date: 1227 5/8/09 Water Color: clear Odor: Y (N)
 Approx. Flow Rate: ≈ 2 gpm. Sediment Description: _____
 Did well de-water? N If yes, Time: _____ Volume: _____ gal. DTW @ Sampling: 5.49

| Time (2400 hr.) | Volume (gal.) | pH | Conductivity (µmhos/cm - US) | Temperature (C / F) | D.O. (mg/L) | ORP (mV) |
|-----------------|---------------|-------------|------------------------------|---------------------|-------------|----------|
| <u>1207</u> | <u>4</u> | <u>7.61</u> | <u>391</u> | <u>21.2</u> | _____ | _____ |
| <u>1209</u> | <u>8</u> | <u>7.48</u> | <u>412</u> | <u>21.0</u> | _____ | _____ |
| <u>1211</u> | <u>12</u> | <u>7.31</u> | <u>423</u> | <u>19.8</u> | _____ | _____ |

LABORATORY INFORMATION

| SAMPLE ID | (#) CONTAINER | REFRIG. | PRESERV. TYPE | LABORATORY | ANALYSES |
|-------------|---------------------|------------|---------------|------------------|--------------------------------------|
| <u>MW-1</u> | <u>6</u> x voa vial | <u>YES</u> | <u>HCL</u> | <u>LANCASTER</u> | <u>TPH-GRO(8015)/BTEX+MTBE(8260)</u> |
| | | | | | |
| | | | | | |
| | | | | | |
| | | | | | |
| | | | | | |
| | | | | | |
| | | | | | |

COMMENTS:

Add/Replaced Lock: _____ Add/Replaced Plug: _____ Add/Replaced Bolt: _____



GETTLER - RYAN INC.

WELL MONITORING/SAMPLING FIELD DATA SHEET

Client/Facility#: Chevron #9-8341 Job Number: 386346
 Site Address: 3530 Macarthur Blvd. Event Date: 5/8/09 (inclusive)
 City: Oakland, CA Sampler: SR

Well ID: MW-2
 Well Diameter: 2 in.
 Total Depth: 32.75 ft.
 Depth to Water: 3.18 ft.

Date Monitored: 5/8/09

| | | | | |
|-------------|-------------|-----------|-----------|------------|
| Volume | 3/4" = 0.02 | 1" = 0.04 | 2" = 0.17 | 3" = 0.38 |
| Factor (VF) | 4" = 0.66 | 5" = 1.02 | 6" = 1.50 | 12" = 5.80 |

Check if water column is less than 0.50 ft.

Depth to Water w/ 80% Recharge [(Height of Water Column x 0.20) + DTW]: 9.09
 xVF .17 = 5.0 x3 case volume = Estimated Purge Volume: 15 gal.

Purge Equipment:

Disposable Bailer _____
 Stainless Steel Bailer _____
 Stack Pump ✓
 Suction Pump _____
 Grundfos _____
 Peristaltic Pump _____
 QED Bladder Pump _____
 Other: _____

Sampling Equipment:

Disposable Bailer ✓
 Pressure Bailer _____
 Discrete Bailer _____
 Peristaltic Pump _____
 QED Bladder Pump _____
 Other: _____

| | |
|---------------------------------------|------------------|
| Time Started: | _____ (2400 hrs) |
| Time Completed: | _____ (2400 hrs) |
| Depth to Product: | _____ ft |
| Depth to Water: | _____ ft |
| Hydrocarbon Thickness: | _____ ft |
| Visual Confirmation/Description: | _____ |
| Skimmer / Absorbent Sock (circle one) | _____ |
| Amt Removed from Skimmer: | _____ gal |
| Amt Removed from Well: | _____ gal |
| Water Removed: | _____ |
| Product transferred to: | _____ |

Start Time (purge): 1320 Weather Conditions: Sunny
 Sample Time/Date: 1345 5/8/09 Water Color: clear Odor: Y (N)
 Approx. Flow Rate: ≈ 2 gpm. Sediment Description: _____
 Did well de-water? n If yes, Time: _____ Volume: _____ gal. DTW @ Sampling: 6.94

| Time (2400 hr.) | Volume (gal.) | pH | Conductivity (µmhos/cm - µS) | Temperature (°C / F) | D.O. (mg/L) | ORP (mV) |
|-----------------|---------------|-------------|------------------------------|----------------------|-------------|----------|
| <u>1322.5</u> | <u>5</u> | <u>7.21</u> | <u>517</u> | <u>21.2</u> | | |
| <u>1325</u> | <u>10</u> | <u>7.10</u> | <u>540</u> | <u>21.0</u> | | |
| <u>1327.5</u> | <u>15</u> | <u>7.01</u> | <u>558</u> | <u>19.7</u> | | |

LABORATORY INFORMATION

| SAMPLE ID | (#) CONTAINER | REFRIG. | PRESERV. TYPE | LABORATORY | ANALYSES |
|-------------|---------------------|------------|---------------|------------------|--------------------------------------|
| <u>MW-2</u> | <u>6 x voa vial</u> | <u>YES</u> | <u>HCL</u> | <u>LANCASTER</u> | <u>TPH-GRO(8015)/BTEX+MTBE(8260)</u> |
| | | | | | |
| | | | | | |
| | | | | | |
| | | | | | |
| | | | | | |
| | | | | | |
| | | | | | |

COMMENTS:

Add/Replaced Lock: _____ Add/Replaced Plug: _____ Add/Replaced Bolt: _____



GETTLER-RYAN INC.

WELL MONITORING/SAMPLING FIELD DATA SHEET

Client/Facility#: Chevron #9-8341 Job Number: 386346
 Site Address: 3530 Macarthur Blvd. Event Date: 5/8/09 (inclusive)
 City: Oakland, CA Sampler: SR

Well ID: MW-3
 Well Diameter: 2 in.
 Total Depth: 32.32 ft.
 Depth to Water: 3.88 ft.
28.44 xVF .17 = 4.8

Date Monitored: 5/8/09

| | | | | |
|-------------|------------|----------|----------|-----------|
| Volume | 3/4"= 0.02 | 1"= 0.04 | 2"= 0.17 | 3"= 0.38 |
| Factor (VF) | 4"= 0.66 | 5"= 1.02 | 6"= 1.50 | 12"= 5.80 |

Check if water column is less than 0.50 ft.

Depth to Water w/ 80% Recharge [(Height of Water Column x 0.20) + DTW]: 9.56

Purge Equipment:

Disposable Bailer _____
 Stainless Steel Bailer _____
 Stack Pump ✓
 Suction Pump _____
 Grundfos _____
 Peristaltic Pump _____
 QED Bladder Pump _____
 Other: _____

Sampling Equipment:

Disposable Bailer ✓
 Pressure Bailer _____
 Discrete Bailer _____
 Peristaltic Pump _____
 QED Bladder Pump _____
 Other: _____

| | |
|---------------------------------------|------------------|
| Time Started: | _____ (2400 hrs) |
| Time Completed: | _____ (2400 hrs) |
| Depth to Product: | _____ ft |
| Depth to Water: | _____ ft |
| Hydrocarbon Thickness: | _____ ft |
| Visual Confirmation/Description: | _____ |
| Skimmer / Absorbant Sock (circle one) | _____ |
| Amt Removed from Skimmer: | _____ gal |
| Amt Removed from Well: | _____ gal |
| Water Removed: | _____ |
| Product Transferred to: | _____ |

Start Time (purge): 1245 Weather Conditions: Sunny
 Sample Time/Date: 1305 15/8/09 Water Color: clear Odor: Y1N
 Approx. Flow Rate: ≈ 2 gpm. Sediment Description: _____
 Did well de-water? N If yes, Time: _____ Volume: _____ gal. DTW @ Sampling: 7.12

| Time (2400 hr.) | Volume (gal.) | pH | Conductivity (µmhos/cm - (S)) | Temperature (C F) | D.O. (mg/L) | ORP (mV) |
|-----------------|---------------|-------------|-------------------------------|-------------------|-------------|----------|
| <u>1247.5</u> | <u>5</u> | <u>7.50</u> | <u>438</u> | <u>20.2</u> | _____ | _____ |
| <u>1250</u> | <u>10</u> | <u>7.36</u> | <u>450</u> | <u>20.2</u> | _____ | _____ |
| <u>1252.5</u> | <u>15</u> | <u>7.29</u> | <u>459</u> | <u>20.0</u> | _____ | _____ |

LABORATORY INFORMATION

| SAMPLE ID | (#) CONTAINER | REFRIG. | PRESERV. TYPE | LABORATORY | ANALYSES |
|-------------|---------------------|------------|---------------|------------------|--------------------------------------|
| <u>MW-3</u> | <u>6</u> x voa vial | <u>YES</u> | <u>HCL</u> | <u>LANCASTER</u> | <u>TPH-GRO(8015)/BTEX+MTBE(8260)</u> |
| | | | | | |
| | | | | | |
| | | | | | |
| | | | | | |
| | | | | | |
| | | | | | |

COMMENTS:

Add/Replaced Lock: _____ Add/Replaced Plug: _____ Add/Replaced Bolt: _____

Chevron California Region Analysis Request/Chain of Custody



05 1109-04

For Lancaster Laboratories use only
 Acct. #: 12099 Sample # 5669269-72 Group #: 017026

Group # 1144294

| CRA MTI Project#: 61H-1650 | | | | Analyses Requested | | | | | | | | | | | | | | | | | |
|--------------------------------------------------------------------------------------------------------------------------------------------------------------------------------------------------------------------------------------------------------------------------------------------------------------------------------------------------------------------------------|----------------|------------------------------------------------------------------------------------------------------------------------------|-------------------------------------|------------------------------------------------------------------------------------------------------------------------------------------------------------------------------------------------------------------------|------|--------------------------------------------------------------------------------------------------------------------------------------------------------------------------------------------------------------------------------------------------------------------------------------------------------------------------------------------------------------------------------------------------------------|-----|----------------------------------------------------------------|----------------------------|-------------------------------------|-------------------------------------|---------------------------------------------------------------------------------------------------------------------|------------------|--------------------|----------------|----------------------------------------------------------|------------|--------|---------------|--------|--|
| Facility #: SS#9-8341 G-R#386346 Global ID#T0600101790 Site Address: 3530 MACARTHUR BLVD., OAKLAND, CA Chevron PM: MTI Lead Consultant: CRAKJ Consultant/Office: G-R, Inc., 6747 Sierra Court, Suite J, Dublin, CA 94568 Consultant Prj. Mgr.: Deanna L. Harding (deanna@grinc.com) Consultant Phone #: 925-551-7555 Fax #: 925-551-7899 Sampler: Steve Rice | | | | Matrix | | Preservation Codes | | | | | | | | | | | | | | | |
| | | <input type="checkbox"/> Potable <input type="checkbox"/> NPDES | | <input type="checkbox"/> H <input type="checkbox"/> H | | Preservative Codes H = HCl T = Thiosulfate N = HNO ₃ B = NaOH S = H ₂ SO ₄ O = Other | | | | | | | | | | | | | | | |
| | | <input type="checkbox"/> Soil <input type="checkbox"/> Water <input type="checkbox"/> Oil <input type="checkbox"/> Air | | Total Number of Containers BTEX + MTBE 8260 <input type="checkbox"/> 8021 <input checked="" type="checkbox"/> TPH 8015 MOD GFO TPH 8015 MOD DFO <input type="checkbox"/> Silica Gel Cleanup 8260 full scan | | <input type="checkbox"/> J value reporting needed <input checked="" type="checkbox"/> Must meet lowest detection limits possible for 8260 compounds 8021 MTBE Confirmation <input type="checkbox"/> Confirm highest hit by 8260 <input type="checkbox"/> Confirm all hits by 8260 <input type="checkbox"/> Run ___ oxy's on highest hit <input type="checkbox"/> Run ___ oxy's on all hits | | | | | | | | | | | | | | | |
| Sample Identification | Date Collected | Time Collected | Grab | Composite | Soil | Water | Oil | Air | Total Number of Containers | BTEX + MTBE 8260 | 8021 | TPH 8015 MOD GFO | TPH 8015 MOD DFO | Silica Gel Cleanup | 8260 full scan | Oxygenates | Total Lead | Method | Disolved Lead | Method | |
| QA | 5/8/09 | | <input checked="" type="checkbox"/> | | | | | | 2 | <input checked="" type="checkbox"/> | <input checked="" type="checkbox"/> | | | | | | | | | | |
| MW-1 | | 1227 | <input checked="" type="checkbox"/> | | | | | | 6 | <input checked="" type="checkbox"/> | <input checked="" type="checkbox"/> | | | | | | | | | | |
| MW-2 | | 1345 | <input checked="" type="checkbox"/> | | | | | | 6 | <input checked="" type="checkbox"/> | <input checked="" type="checkbox"/> | | | | | | | | | | |
| MW-3 | | 1305 | <input checked="" type="checkbox"/> | | | | | | 6 | <input checked="" type="checkbox"/> | <input checked="" type="checkbox"/> | | | | | | | | | | |
| Comments / Remarks | | | | | | | | | | | | | | | | | | | | | |
| Turnaround Time Requested (TAT) (please circle) STD. TAT 72 hour 48 hour 24 hour 4 day 5 day | | | | Relinquished by: <i>[Signature]</i> Date: 5/8/09 Time: | | | | Received by: <i>[Signature]</i> Date: <i>[Signature]</i> Time: | | | | Relinquished by: <i>[Signature]</i> Date: 5/11/09 Time: 1235 | | | | Received by: <i>[Signature]</i> Date: 5/11/09 Time: 1235 | | | | | |
| Data Package Options (please circle if required) OC Summary Type I - Full Type VI (Raw Data) <input type="checkbox"/> Coalt Deliverable not needed EDF/EDD WIP (RWQCB) Disk | | | | Relinquished by: <i>[Signature]</i> Date: 5/11/09 Time: 1610 | | | | Received by: <i>[Signature]</i> Date: <i>[Signature]</i> Time: | | | | Relinquished by Commercial Carrier: UPS <input checked="" type="checkbox"/> FedEx <input type="checkbox"/> Other | | | | Received by: <i>[Signature]</i> Date: 5/11/09 Time: 0945 | | | | | |
| Temperature Upon Receipt: 1.6-3.2 °C | | | | | | | | | | Custody Seals Intact? Yes No | | | | | | | | | | | |

ANALYTICAL RESULTS

Prepared for:

Chevron c/o CRA
Suite 110
2000 Opportunity Drive
Roseville CA 95678

916-677-3407

Prepared by:

Lancaster Laboratories
2425 New Holland Pike
Lancaster, PA 17605-2425

May 19, 2009

RECEIVED

MAY 20 2009

GETTLER-RYAN INC.
GENERAL CONTRACTORSSAMPLE GROUP

The sample group for this submittal is 1144294. Samples arrived at the laboratory on Tuesday, May 12, 2009. The PO# for this group is 98341 and the release number is MTI.

Client DescriptionQA-T-090508 NA Water
MW-1-W-090508 Grab Water
MW-2-W-090508 Grab Water
MW-3-W-090508 Grab WaterLancaster Labs Number5669269
5669270
5669271
5669272METHODOLOGY

The specific methodologies used in obtaining the enclosed analytical results are indicated on the Laboratory Chronicle.

ELECTRONIC Gettler-Ryan, Inc.
COPY TO

Attn: Cheryl Hansen

Questions? Contact your Client Services Representative
Jill M Parker at (717) 656-2300

Respectfully Submitted,



Robin C. Runkle
Senior Specialist

Lancaster Laboratories Sample No. WW 5669269

Group No. 1144294
CA

QA-T-090508 NA Water
Facility# 98341 Job# 386346 MTI# 61H-1650 GRD
3530 Macarthur-Oakland T0600101790 QA

Collected: 05/08/2009

Account Number: 12099

Submitted: 05/12/2009 09:15
Reported: 05/19/2009 at 10:48
Discard: 06/19/2009

Chevron c/o CRA
Suite 110
2000 Opportunity Drive
Roseville CA 95678

OAKQA

| CAT No. | Analysis Name | CAS Number | As Received Result | As Received Method Detection Limit | Dilution Factor |
|---------------------|-----------------------------|------------|--------------------|------------------------------------|-----------------|
| SW-846 8260B | GC/MS Volatiles | | ug/l | ug/l | |
| 06054 | Benzene | 71-43-2 | N.D. | 0.5 | 1 |
| 06054 | Ethylbenzene | 100-41-4 | N.D. | 0.5 | 1 |
| 06054 | Methyl Tertiary Butyl Ether | 1634-04-4 | N.D. | 0.5 | 1 |
| 06054 | Toluene | 108-88-3 | N.D. | 0.5 | 1 |
| 06054 | Xylene (Total) | 1330-20-7 | N.D. | 0.5 | 1 |
| SW-846 8015B | GC Volatiles | | ug/l | ug/l | |
| 01728 | TPH-GRO N. CA water C6-C12 | n.a. | N.D. | 50 | 1 |

General Sample Comments

State of California Lab Certification No. 2116

All QC is compliant unless otherwise noted. Please refer to the Quality Control Summary for overall QC performance data and associated samples.

Laboratory Chronicle

| CAT No. | Analysis Name | Method | Trial# | Batch# | Analysis Date and Time | Analyst | Dilution Factor |
|---------|----------------------------|--------------|--------|-----------|------------------------|-------------------|-----------------|
| 01163 | GC/MS VOA Water Prep | SW-846 5030B | 1 | Z091334AA | 05/14/2009 01:21 | Michael A Ziegler | 1 |
| 06054 | BTEX+MTBE by 8260B | SW-846 8260B | 1 | Z091334AA | 05/14/2009 01:21 | Michael A Ziegler | 1 |
| 01146 | GC VOA Water Prep | SW-846 5030B | 1 | 09134A20A | 05/14/2009 14:57 | Fanella S Zamcho | 1 |
| 01728 | TPH-GRO N. CA water C6-C12 | SW-846 8015B | 1 | 09134A20A | 05/14/2009 14:57 | Fanella S Zamcho | 1 |

Lancaster Laboratories Sample No. WW 5669270

Group No. 1144294
CA

MW-1-W-090508 Grab Water

Facility# 98341 Job# 386346 MTI# 61H-1650 GRD
3530 Macarthur-Oakland T0600101790 MW-1

Collected: 05/08/2009 12:27 by SR

Account Number: 12099

Submitted: 05/12/2009 09:15

Chevron c/o CRA

Reported: 05/19/2009 at 10:48

Suite 110

Discard: 06/19/2009

2000 Opportunity Drive
Roseville CA 95678

OAKM1

| CAT No. | Analysis Name | CAS Number | As Received Result | As Received Method Detection Limit | Dilution Factor |
|---------------------|-----------------------------|------------|--------------------|------------------------------------|-----------------|
| SW-846 8260B | GC/MS Volatiles | | ug/l | ug/l | |
| 06054 | Benzene | 71-43-2 | N.D. | 0.5 | 1 |
| 06054 | Ethylbenzene | 100-41-4 | N.D. | 0.5 | 1 |
| 06054 | Methyl Tertiary Butyl Ether | 1634-04-4 | N.D. | 0.5 | 1 |
| 06054 | Toluene | 108-88-3 | N.D. | 0.5 | 1 |
| 06054 | Xylene (Total) | 1330-20-7 | N.D. | 0.5 | 1 |
| SW-846 8015B | GC Volatiles | | ug/l | ug/l | |
| 01728 | TPH-GRO N. CA water C6-C12 | n.a. | N.D. | 50 | 1 |

General Sample Comments

State of California Lab Certification No. 2116

All QC is compliant unless otherwise noted. Please refer to the Quality Control Summary for overall QC performance data and associated samples.

Laboratory Chronicle

| CAT No. | Analysis Name | Method | Trial# | Batch# | Analysis Date and Time | Analyst | Dilution Factor |
|---------|----------------------------|--------------|--------|-----------|------------------------|-------------------|-----------------|
| 01163 | GC/MS VOA Water Prep | SW-846 5030B | 1 | Z091334AA | 05/14/2009 01:46 | Michael A Ziegler | 1 |
| 06054 | BTEX+MTBE by 8260B | SW-846 8260B | 1 | Z091334AA | 05/14/2009 01:46 | Michael A Ziegler | 1 |
| 01146 | GC VOA Water Prep | SW-846 5030B | 1 | 09134A20A | 05/14/2009 18:56 | Fanella S Zamcho | 1 |
| 01728 | TPH-GRO N. CA water C6-C12 | SW-846 8015B | 1 | 09134A20A | 05/14/2009 18:56 | Fanella S Zamcho | 1 |



Analysis Report

2425 New Holland Pike, PO Box 12425, Lancaster, PA 17605-2425 • 717-656-2300 Fax: 717-656-2681 • www.lancasterlabs.com

Lancaster Laboratories Sample No. WW 5669271

Group No. 1144294
CA

MW-2-W-090508 Grab Water

Facility# 98341 Job# 386346 MTI# 61H-1650 GRD
3530 Macarthur-Oakland T0600101790 MW-2

Collected: 05/08/2009 13:45 by SR

Account Number: 12099

Submitted: 05/12/2009 09:15

Chevron c/o CRA

Reported: 05/19/2009 at 10:48

Suite 110

Discard: 06/19/2009

2000 Opportunity Drive
Roseville CA 95678

OAKM2

| CAT No. | Analysis Name | CAS Number | As Received Result | As Received Method Detection Limit | Dilution Factor |
|---------------------|-----------------------------|------------|--------------------|------------------------------------|-----------------|
| SW-846 8260B | GC/MS Volatiles | | ug/l | ug/l | |
| 06054 | Benzene | 71-43-2 | N.D. | 0.5 | 1 |
| 06054 | Ethylbenzene | 100-41-4 | N.D. | 0.5 | 1 |
| 06054 | Methyl Tertiary Butyl Ether | 1634-04-4 | 910 | 0.5 | 1 |
| 06054 | Toluene | 108-88-3 | N.D. | 0.5 | 1 |
| 06054 | Xylene (Total) | 1330-20-7 | N.D. | 0.5 | 1 |
| SW-846 8015B | GC Volatiles | | ug/l | ug/l | |
| 01728 | TPH-GRO N. CA water C6-C12 | n.a. | N.D. | 250 | 5 |

General Sample Comments

State of California Lab Certification No. 2116

All QC is compliant unless otherwise noted. Please refer to the Quality Control Summary for overall QC performance data and associated samples.

Laboratory Chronicle

| CAT No. | Analysis Name | Method | Trial# | Batch# | Analysis Date and Time | Analyst | Dilution Factor |
|---------|----------------------------|--------------|--------|-----------|------------------------|-------------------|-----------------|
| 01163 | GC/MS VOA Water Prep | SW-846 5030B | 1 | Z091334AA | 05/14/2009 02:11 | Michael A Ziegler | 1 |
| 06054 | BTEX+MTBE by 8260B | SW-846 8260B | 1 | Z091334AA | 05/14/2009 02:11 | Michael A Ziegler | 1 |
| 01146 | GC VOA Water Prep | SW-846 5030B | 1 | 09134A20A | 05/14/2009 19:17 | Fanella S Zamcho | 5 |
| 01728 | TPH-GRO N. CA water C6-C12 | SW-846 8015B | 1 | 09134A20A | 05/14/2009 19:17 | Fanella S Zamcho | 5 |

Lancaster Laboratories Sample No. WW 5669272

Group No. 1144294
CA

MW-3-W-090508 Grab Water

Facility# 98341 Job# 386346 MTI# 61H-1650 GRD
3530 Macarthur-Oakland T0600101790 MW-3

Collected: 05/08/2009 13:05 by SR

Account Number: 12099

Submitted: 05/12/2009 09:15

Chevron c/o CRA

Reported: 05/19/2009 at 10:48

Suite 110

Discard: 06/19/2009

2000 Opportunity Drive
Roseville CA 95678

OAKM3

| CAT No. | Analysis Name | CAS Number | As Received Result | As Received Method Detection Limit | Dilution Factor |
|---------------------|-----------------------------|------------|--------------------|------------------------------------|-----------------|
| SW-846 8260B | GC/MS Volatiles | | ug/l | ug/l | |
| 06054 | Benzene | 71-43-2 | N.D. | 0.5 | 1 |
| 06054 | Ethylbenzene | 100-41-4 | N.D. | 0.5 | 1 |
| 06054 | Methyl Tertiary Butyl Ether | 1634-04-4 | 0.6 | 0.5 | 1 |
| 06054 | Toluene | 108-88-3 | N.D. | 0.5 | 1 |
| 06054 | Xylene (Total) | 1330-20-7 | N.D. | 0.5 | 1 |
| SW-846 8015B | GC Volatiles | | ug/l | ug/l | |
| 01728 | TPH-GRO N. CA water C6-C12 | n.a. | N.D. | 50 | 1 |

General Sample Comments

State of California Lab Certification No. 2116

All QC is compliant unless otherwise noted. Please refer to the Quality Control Summary for overall QC performance data and associated samples.

Laboratory Chronicle

| CAT No. | Analysis Name | Method | Trial# | Batch# | Analysis Date and Time | Analyst | Dilution Factor |
|---------|----------------------------|--------------|--------|-----------|------------------------|-------------------|-----------------|
| 01163 | GC/MS VOA Water Prep | SW-846 5030B | 1 | Z091334AA | 05/14/2009 03:02 | Michael A Ziegler | 1 |
| 06054 | BTEX+MTBE by 8260B | SW-846 8260B | 1 | Z091334AA | 05/14/2009 03:02 | Michael A Ziegler | 1 |
| 01146 | GC VOA Water Prep | SW-846 5030B | 1 | 09134A20A | 05/14/2009 19:39 | Fanella S Zamcho | 1 |
| 01728 | TPH-GRO N. CA water C6-C12 | SW-846 8015B | 1 | 09134A20A | 05/14/2009 19:39 | Fanella S Zamcho | 1 |

Quality Control Summary

 Client Name: Chevron c/o CRA
 Reported: 05/19/09 at 10:48 AM

Group Number: 1144294

Matrix QC may not be reported if site-specific QC samples were not submitted. In these situations, to demonstrate precision and accuracy at a batch level, a LCS/LCSD was performed, unless otherwise specified in the method.

Laboratory Compliance Quality Control

| <u>Analysis Name</u> | <u>Blank Result</u> | <u>Blank MDL</u> | <u>Report Units</u> | <u>LCS %REC</u> | <u>LCSD %REC</u> | <u>LCS/LCSD Limits</u> | <u>RPD</u> | <u>RPD Max</u> |
|-----------------------------|-----------------------------------|------------------|---------------------|-----------------|------------------|------------------------|------------|----------------|
| Batch number: Z091334AA | Sample number(s): 5669269-5669272 | | | | | | | |
| Benzene | N.D. | 0.5 | ug/l | 96 | | 80-116 | | |
| Ethylbenzene | N.D. | 0.5 | ug/l | 102 | | 80-113 | | |
| Methyl Tertiary Butyl Ether | N.D. | 0.5 | ug/l | 96 | | 78-117 | | |
| Toluene | N.D. | 0.5 | ug/l | 103 | | 80-115 | | |
| Xylene (Total) | N.D. | 0.5 | ug/l | 103 | | 81-114 | | |
| Batch number: 09134A20A | Sample number(s): 5669269-5669272 | | | | | | | |
| TPH-GRO N. CA water C6-C12 | N.D. | 50. | ug/l | 91 | 109 | 75-135 | 18 | 30 |

Sample Matrix Quality Control

Unspiked (UNSPK) = the sample used in conjunction with the matrix spike
 Background (BKG) = the sample used in conjunction with the duplicate

| <u>Analysis Name</u> | <u>MS %REC</u> | <u>MSD %REC</u> | <u>MS/MSD Limits</u> | <u>RPD</u> | <u>RPD MAX</u> | <u>BKG Conc</u> | <u>DUP Conc</u> | <u>DUP RPD</u> | <u>Dup RPD Max</u> |
|-----------------------------|--------------------------------------------------|-----------------|----------------------|------------|----------------|-----------------|-----------------|----------------|--------------------|
| Batch number: Z091334AA | Sample number(s): 5669269-5669272 UNSPK: P669527 | | | | | | | | |
| Benzene | 104 | 101 | 80-126 | 3 | 30 | | | | |
| Ethylbenzene | 109 | 108 | 77-125 | 1 | 30 | | | | |
| Methyl Tertiary Butyl Ether | 98 | 96 | 72-126 | 1 | 30 | | | | |
| Toluene | 112 | 109 | 80-125 | 2 | 30 | | | | |
| Xylene (Total) | 109 | 107 | 79-125 | 2 | 30 | | | | |
| Batch number: 09134A20A | Sample number(s): 5669269-5669272 UNSPK: P669275 | | | | | | | | |
| TPH-GRO N. CA water C6-C12 | 118 | | 63-154 | | | | | | |

Surrogate Quality Control

Surrogate recoveries which are outside of the QC window are confirmed unless attributed to dilution or otherwise noted on the Analysis Report.

Analysis Name: TPH-GRO N. CA water C6-C12
 Batch number: 09134A20A
 Trifluorotoluene-F

| | |
|---------|----|
| 5669269 | 87 |
| 5669270 | 88 |
| 5669271 | 88 |
| 5669272 | 87 |
| Blank | 87 |

*- Outside of specification

- (1) The result for one or both determinations was less than five times the LOQ.
- (2) The unspiked result was more than four times the spike added.

Quality Control Summary

Client Name: Chevron c/o CRA
Reported: 05/19/09 at 10:48 AM

Group Number: 1144294

Surrogate Quality Control

LCS 113
LCSD 119
MS 121

Limits: 63-135

Analysis Name: BTEX+MTBE by 8260B
Batch number: Z091334AA

| | Dibromofluoromethane | 1,2-Dichloroethane-d4 | Toluene-d8 | 4-Bromofluorobenzene |
|---------|----------------------|-----------------------|------------|----------------------|
| 5669269 | 91 | 92 | 99 | 88 |
| 5669270 | 92 | 91 | 99 | 88 |
| 5669271 | 90 | 91 | 99 | 88 |
| 5669272 | 91 | 92 | 98 | 87 |
| Blank | 88 | 87 | 89 | 82 |
| LCS | 86 | 88 | 90 | 85 |
| MS | 91 | 92 | 98 | 91 |
| MSD | 90 | 93 | 99 | 90 |
| Limits: | 80-116 | 77-113 | 80-113 | 78-113 |

*- Outside of specification

- (1) The result for one or both determinations was less than five times the LOQ.
- (2) The unspiked result was more than four times the spike added.

Lancaster Laboratories Explanation of Symbols and Abbreviations

The following defines common symbols and abbreviations used in reporting technical data:

| | | | |
|-------------------------|--------------------------------------------------------------------------------------------------------------------------------------------------------------------------------------------------------------------------------------------------------------------------------------------------------------------------------------------------------------------|------------------------|------------------------------------------------|
| N.D. | none detected | BMQL | Below Minimum Quantitation Level |
| TNTC | Too Numerous To Count | MPN | Most Probable Number |
| IU | International Units | CP Units | cobalt-chloroplatinate units |
| umhos/cm | micromhos/cm | NTU | nephelometric turbidity units |
| C | degrees Celsius | F | degrees Fahrenheit |
| Cal | (diet) calories | lb. | pound(s) |
| meq | milliequivalents | kg | kilogram(s) |
| g | gram(s) | mg | milligram(s) |
| ug | microgram(s) | l | liter(s) |
| ml | milliliter(s) | ul | microliter(s) |
| m3 | cubic meter(s) | fib >5 um/ml | fibers greater than 5 microns in length per ml |
| < | less than – The number following the sign is the <u>limit of quantitation</u> , the smallest amount of analyte which can be reliably determined using this specific test. | | |
| > | greater than | | |
| ppm | parts per million – One ppm is equivalent to one milligram per kilogram (mg/kg), or one gram per million grams. For aqueous liquids, ppm is usually taken to be equivalent to milligrams per liter (mg/l), because one liter of water has a weight very close to a kilogram. For gases or vapors, one ppm is equivalent to one microliter of gas per liter of gas. | | |
| ppb | parts per billion | | |
| Dry weight basis | Results printed under this heading have been adjusted for moisture content. This increases the analyte weight concentration to approximate the value present in a similar sample without moisture. | | |

U.S. EPA data qualifiers:

| Organic Qualifiers | Inorganic Qualifiers |
|---------------------------------------------------------------------------------|------------------------------------------------------------------|
| A TIC is a possible aldol-condensation product | B Value is <CRDL, but ≥IDL |
| B Analyte was also detected in the blank | E Estimated due to interference |
| C Pesticide result confirmed by GC/MS | M Duplicate injection precision not met |
| D Compound quantitated on a diluted sample | N Spike amount not within control limits |
| E Concentration exceeds the calibration range of the instrument | S Method of standard additions (MSA) used for calculation |
| J Estimated value | U Compound was not detected |
| N Presumptive evidence of a compound (TICs only) | W Post digestion spike out of control limits |
| P Concentration difference between primary and confirmation columns >25% | * Duplicate analysis not within control limits |
| U Compound was not detected | + Correlation coefficient for MSA <0.995 |
| X,Y,Z Defined in case narrative | |

Analytical test results for methods listed on the laboratories' accreditation scope meet all requirements of NELAC unless otherwise noted under the individual analysis.

Tests results relate only to the sample tested. Clients should be aware that a critical step in a chemical or microbiological analysis is the collection of the sample. Unless the sample analyzed is truly representative of the bulk of material involved, the test results will be meaningless. If you have questions regarding the proper techniques of collecting samples, please contact us. We cannot be held responsible for sample integrity, however, unless sampling has been performed by a member of our staff. This report shall not be reproduced except in full, without the written approval of the laboratory.

WARRANTY AND LIMITS OF LIABILITY – In accepting analytical work, we warrant the accuracy of test results for the sample as submitted. THE FOREGOING EXPRESS WARRANTY IS EXCLUSIVE AND IS GIVEN IN LIEU OF ALL OTHER WARRANTIES, EXPRESSED OR IMPLIED. WE DISCLAIM ANY OTHER WARRANTIES, EXPRESSED OR IMPLIED, INCLUDING A WARRANTY OF FITNESS FOR PARTICULAR PURPOSE AND WARRANTY OF MERCHANTABILITY. IN NO EVENT SHALL LANCASTER LABORATORIES BE LIABLE FOR INDIRECT, SPECIAL, CONSEQUENTIAL, OR INCIDENTAL DAMAGES INCLUDING, BUT NOT LIMITED TO, DAMAGES FOR LOSS OF PROFIT OR GOODWILL REGARDLESS OF (A) THE NEGLIGENCE (EITHER SOLE OR CONCURRENT) OF LANCASTER LABORATORIES AND (B) WHETHER LANCASTER LABORATORIES HAS BEEN INFORMED OF THE POSSIBILITY OF SUCH DAMAGES. We accept no legal responsibility for the purposes for which the client uses the test results. No purchase order or other order for work shall be accepted by Lancaster Laboratories which includes any conditions that vary from the Standard Terms and Conditions of Lancaster Laboratories and we hereby object to any conflicting terms contained in any acceptance or order submitted by client.