

20405 ✓

Environmental Management
Company
6001 Bollinger Canyon Rd, K2256
P.O. Box 6012
San Ramon, CA 94583-2324
Tel 925-842-1589
Fax 925-842-8370

Karen Streich
Project Manager

ChevronTexaco

January 5, 2005

Alameda County Health Care Services
1131 Harbor Bay Parkway, Suite 250
Alameda, CA 94502-6577

Re: Chevron Service Station # 9-8341

Address: 3530 MacArthur Boulevard, Oakland, CA


I have reviewed the attached routine groundwater monitoring report dated December 14, 2004.

I agree with the conclusions and recommendations presented in the referenced report. The information in this report is accurate to the best of my knowledge and all local Agency/Regional Board guidelines have been followed. This report was prepared by Gettler-Ryan, Inc., upon whose assistance and advice I have relied.

This letter is submitted pursuant to the requirements of California Water Code Section 13267(b)(1) and the regulating implementation entitled Appendix A pertaining thereto.

I declare under penalty of perjury that the foregoing is true and correct.

Sincerely,



Karen Streich
Project Manager

Enclosure: Report



GETTLER-RYAN INC.

TRANSMITTAL

December 14, 2004

G-R #386346

TO: Mr. Bruce H. Eppler
Cambria Environmental Technology, Inc.
4111 Citrus Avenue, Suite 12
Rocklin, California 95677

FROM: Deanna L. Harding
Project Coordinator
Gettler-Ryan Inc.
6747 Sierra Court, Suite J
Dublin, California 94568

RE: **Chevron Service Station**
#9-8341
3530 MacArthur Boulevard
Oakland, California
MTI: 61D-1650
RO 0000405

WE HAVE ENCLOSED THE FOLLOWING:

COPIES	DATED	DESCRIPTION
2	December 13, 2004	Groundwater Monitoring and Sampling Report Fourth Quarter - Event of November 15, 2004

COMMENTS:

Pursuant to your request, we are providing you with copies of the above referenced report for your use and distribution to the following:

Ms. Karen Streich, ChevronTexaco Company, P.O. Box 6012, Room K2256, San Ramon, CA 94583

Please provide any comments/changes and propose any groundwater monitoring modifications for the next event prior to *January 4, 2005*, at which time the final report will be distributed to the following:

cc: Mr. Barney Chan, Alameda County Health Care Services, Dept. of Environmental Health, 1153 Harbor Bay Parkway, Suite 250, Alameda, CA 94502-6577
Mr. Chuck Headlee, RWQCB-S.F. Bay Region, 1515 Clay St., Suite 1400, Oakland, CA 94612

Enclosures

trans/9-8341-KS

6747 Sierra Court, Suite J • Dublin, CA 94568 • (925) 551-7555 • Fax (925) 551-7888
3140 Gold Camp Drive, Suite 170 • Rancho Cordova, CA 95670 • (916) 631-1300 • Fax (916) 631-1317
1364 N. McDowell Blvd., Suite B2 • Petaluma, CA 94954 • (707) 789-3255 • Fax (707) 789-3218



GETTLER-RYAN INC.

December 13, 2004
G-R Job #386346

Ms. Karen Streich
ChevronTexaco Company
P.O. Box 6012, Room K2256
San Ramon, CA 94583

RE: Fourth Quarter Event of November 15, 2004
Groundwater Monitoring & Sampling Report
Chevron Service Station #9-8341
3530 MacArthur Boulevard
Oakland, California

Dear Ms. Streich:

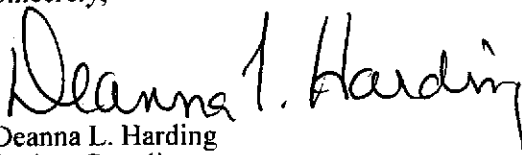
This report documents the most recent groundwater monitoring and sampling event performed by Gettler-Ryan Inc. (G-R) at the referenced site. All field work was conducted in accordance with G-R Standard Operating Procedure - Groundwater Sampling (attached).

Static groundwater levels were measured and the wells were checked for the presence of separate-phase hydrocarbons. Static water level data, groundwater elevations and separate-phase hydrocarbon thickness (if any) are presented in the attached Table 1. A Potentiometric Map is included as Figure 1.

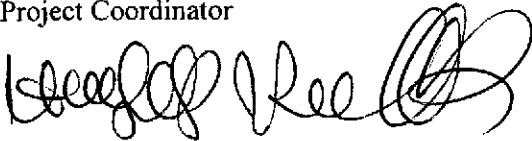
Groundwater samples were collected from the monitoring wells and submitted to a state certified laboratory for analyses. The field data sheets for this event are attached. Analytical results are presented in the table(s) listed below. The chain of custody document and laboratory analytical report are also attached.

Please call if you have any questions or comments regarding this report. Thank you.

Sincerely,



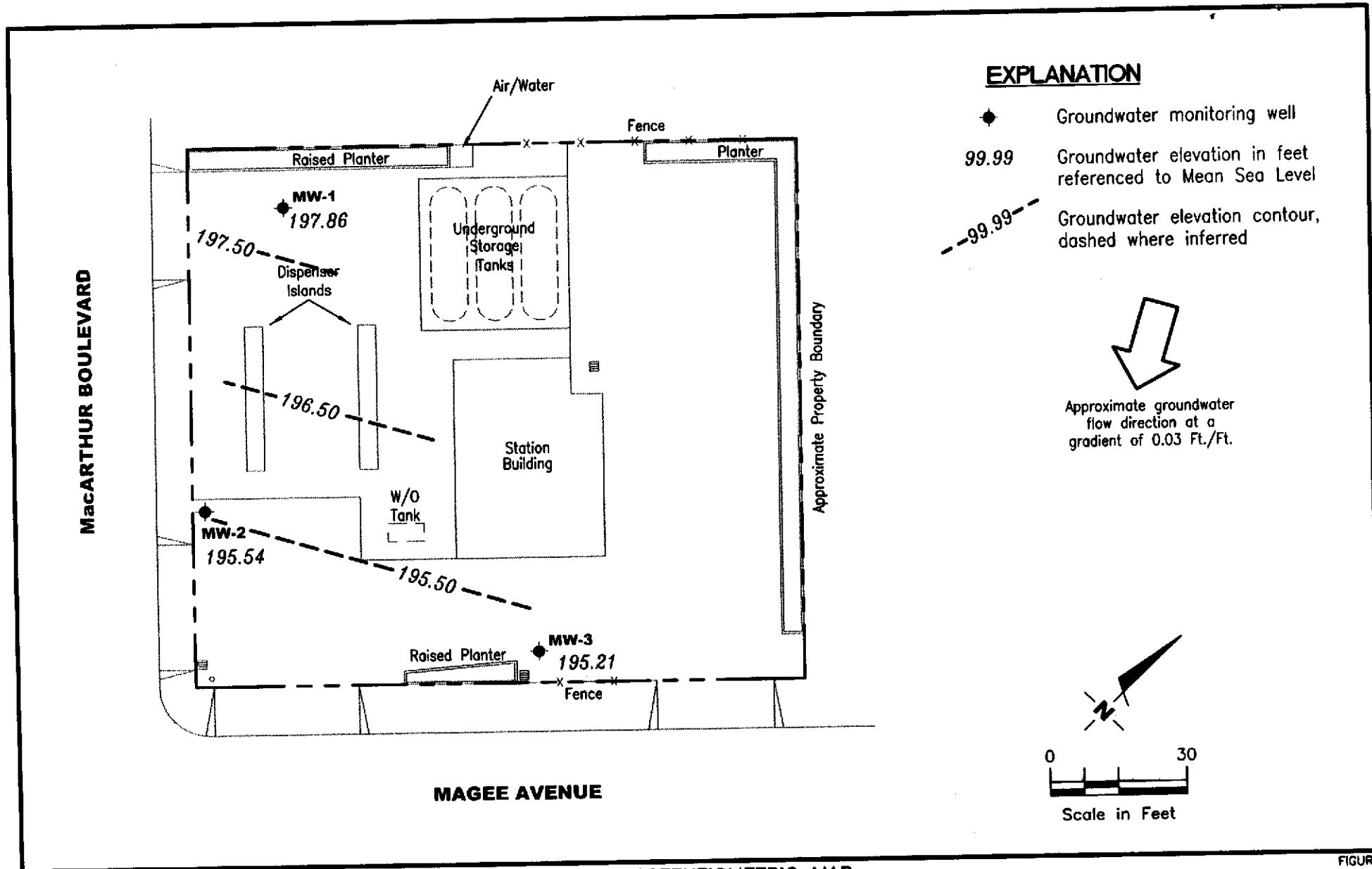
Deanna L. Harding
Project Coordinator



Hagop Kevork
P.E. No. C55734



Figure 1: Potentiometric Map
Table 1: Groundwater Monitoring Data and Analytical Results
Attachments: Standard Operating Procedure - Groundwater Sampling
Field Data Sheets
Chain of Custody Document and Laboratory Analytical Reports



GETTLER - RYAN INC.

6747 Sierra Ct., Suite J
Dublin, CA 94568 (925) 551-7555

POTENTIOMETRIC MAP
Chevron Service Station #9-8341
3530 MacArthur Boulevard
Oakland, California

FIGURE

1

JOB NUMBER
386346

REVIEWED BY

DATE
November 15, 2004

REVISED DATE

Table 1
Groundwater Monitoring Data and Analytical Results
Chevron Service Station #9-8341
3530 MacArthur Boulevard
Oakland, California

WELL ID/ DATE	TOC (ft.)	GWE (msl)	DTW (ft.)	TPH-G (ppb)	B (ppb)	T (ppb)	E (ppb)	X (ppb)	MTBE (ppb)	ETHANOL♦ (ppb)
MW-1										
04/04/96	202.47	198.65	3.82	<50	<0.5	<0.5	<0.5	<0.5	ND	--
11/01/96	202.47	197.45	5.02	<50	<0.5	<0.5	<0.5	<0.5	<2.5	--
01/06/97	202.47	199.72	2.75	<50	<0.5	<0.5	<0.5	<0.5	14	--
04/14/97	202.47	197.71	4.76	<50	<0.5	<0.5	<0.5	<0.5	<2.5	--
07/17/97	202.47	196.72	5.75	<50	<0.5	<0.5	<0.5	<0.5	<2.5	--
10/29/97	202.47	196.97	5.50	<50	<0.5	<0.5	<0.5	<0.5	<2.5	--
02/04/98	202.47	199.80	2.67	<50	4.2	<0.5	<0.5	<0.5	94	--
04/03/98	202.47	197.06	5.41	<50	<0.5	<0.5	<0.5	<0.5	<2.5	--
07/29/98	202.47	192.26	10.21	<50	<0.5	<0.5	<0.5	<0.5	<2.5	--
10/26/98	202.47	195.66	6.81	<50	<0.5	<0.5	<0.5	<0.5	<2.5	--
01/18/99	202.47	196.05	6.42	<50	<0.5	<0.5	<0.5	<0.5	<2.0	--
04/15/99	202.47	197.13	5.34	<50	<0.5	<0.5	<0.5	<0.5	<5.0	--
07/22/99	202.47	196.97	5.50	<50	<0.5	<0.5	<0.5	<0.5	<2.5	--
10/13/99	202.47	196.43	6.04	<50	<0.5	<0.5	<0.5	<0.5	<2.5	--
01/21/00	202.47	197.11	5.36	<50	<0.5	<0.5	<0.5	<0.5	<2.5	--
04/10/00	202.47	197.60	4.87	<50	<0.50	<0.50	<0.50	<0.50	<2.5	--
07/12/00	202.47	197.05	5.42	<50.0	<0.500	<0.500	<0.500	<0.500	<2.50	--
10/05/00	202.47	196.79	5.68	<50.0	<0.500	<0.500	<0.500	<0.500	<2.50	--
01/05/01	202.47	197.30	5.17	<50	<0.50	<0.50	<0.50	<0.50	<2.5	--
04/05/01	202.47	197.83	4.64	<50	<0.50	<0.50	<0.50	<0.50	<2.5	--
08/20/01	202.47	197.29	5.18	<50	<0.50	<0.50	<0.50	<0.50	<2.5	--
11/26/01	202.47	197.65	4.82	<50	<0.50	<0.50	<0.50	<1.5	<2.5	--
02/14/02	202.47	197.68	4.79	<50	<0.50	<0.50	<0.50	<1.5	<2.5	--
05/07/02	202.47	197.55	4.92	<50	<0.50	<0.50	<0.50	<1.5	<2.5	--
08/02/02	202.47	197.36	5.11	<50	<0.50	<0.50	<0.50	<1.5	<2.5	--
11/11/02	202.47	197.40	5.07	<50	<0.50	<0.50	<0.50	<1.5	<2.5	--
02/03/03	202.47	197.69	4.78	<50	<0.50	<0.50	<0.50	<1.5	<2.5	--
05/05/03	202.47	198.86	3.61	<50	<0.5	<0.5	<0.5	<1.5	<2.5	--
08/04/03 ^d	202.47	197.39	5.08	<50	<0.5	<0.5	<0.5	<0.5	<0.5	<50
11/19/03 ^d	202.47	197.44	5.03	<50	<0.5	<0.5	<0.5	<0.5	<0.5	<50
02/16/04 ^d	202.47	198.01	4.46	<50	<0.5	<0.5	<0.5	<0.5	<0.5	<50

Table 1
Groundwater Monitoring Data and Analytical Results
Chevron Service Station #9-8341
3530 MacArthur Boulevard
Oakland, California

WELL ID/ DATE	TOC (ft.)	GWE (msl)	DTW (ft.)	TPH-G (ppb)	B (ppb)	T (ppb)	E (ppb)	X (ppb)	MTBE (ppb)	ETHANOL♦ (ppb)
MW-1 (cont)										
06/03/04 ⁴	202.47	197.52	4.95	<50	<0.5	<0.5	<0.5	<0.5	<0.5	<50
08/20/04 ⁴	202.47	197.22	5.25	<50	<0.5	<0.5	<0.5	<0.5	<0.5	<50
11/15/04 ⁴	202.47	197.86	4.61	<50	<0.5	<0.5	<0.5	<0.5	<0.5	<50
MW-2										
04/04/96	198.88	196.07	2.81	<50	<0.5	<0.5	<0.5	<0.5	6,100	--
11/01/96	198.88	195.27	3.61	<500	<5.0	<5.0	<5.0	<5.0	2,600	--
01/06/97	198.88	195.97	2.91	<2,000	31	<20	<20	<20	4,000	--
04/14/97	198.88	195.43	3.45	<2,000	<20	<20	<20	<20	5,100/5,800 ¹	--
07/17/97	198.88	194.98	3.90	<500	<5.0	<5.0	<5.0	<5.0	2,300/2,900 ¹	--
10/29/97	198.88	192.96	5.92	120 ²	12	<0.5	<0.5	<0.5	810/900 ¹	--
02/04/98	198.88	195.05	3.83	<1,000	<10	<10	<10	<10	2,100/2,800 ¹	--
04/03/98	198.88	191.55	7.33	<1,000	<10	<10	<10	<10	3,800/3,600 ¹	--
07/29/98	198.88	189.86	9.02	120 ³	<0.5	<0.5	<0.5	<0.5	2,800/3,900 ¹	--
10/26/98	198.88	192.77	6.11	<50	<0.5	<0.5	<0.5	<0.5	1,200	--
01/18/99	198.88	194.67	4.21	<1,000	<10	<10	<10	10.5	2,530	--
04/15/99	198.88	194.56	4.32	<50	<0.5	<0.5	<0.5	<0.5	5,270	--
07/22/99	198.88	193.73	5.15	<50	8.92	<0.5	<0.5	<0.5	1,450	--
10/13/99	198.88	192.23	6.65	<250	<2.5	<2.5	<2.5	<2.5	1,740	--
01/21/00	198.88	192.78	6.10	69.6	<0.5	<0.5	<0.5	<0.5	1,110	--
04/10/00	198.88	194.42	4.46	<500	<5.0	<5.0	<5.0	<5.0	1,700	--
07/12/00	198.88	195.24	3.64	<50.0	<0.500	<0.500	<0.500	<0.500	187	--
10/05/00	198.88	194.06	4.82	<50.0	<0.500	<0.500	<0.500	<0.500	<2.50	--
01/05/01	198.88	195.17	3.71	<50	<0.50	<0.50	<0.50	<0.50	1,800	--
04/05/01	198.88	192.94	5.94	<50	<0.50	<0.50	<0.50	<0.50	5,500	--
08/20/01	198.88	193.18	5.70	<50	<0.50	<0.50	<0.50	<0.50	2,000	--
11/26/01	198.88	193.55	5.33	<50	<0.50	<0.50	<0.50	<1.5	990	--
02/14/02	198.88	194.42	4.46	58	<0.50	<0.50	<0.50	<1.5	1,200	--
05/07/02	198.88	194.49	4.39	<50	<0.50	<0.50	<0.50	<1.5	<2.5	--
08/02/02	198.88	194.81	4.07	<50	<0.50	<0.50	<0.50	<1.5	490	--
11/11/02	198.88	194.76	4.12	<50	<0.50	<0.50	<0.50	<1.5	470	--
02/03/03	198.88	193.93	4.95	<50	<0.50	<0.50	<0.50	<1.5	690	--

Table 1
Groundwater Monitoring Data and Analytical Results
Chevron Service Station #9-8341
3530 MacArthur Boulevard
Oakland, California

WELL ID/ DATE	TOC (ft.)	GWE (msl)	DTW (ft.)	TPH-G (ppb)	B (ppb)	T (ppb)	E (ppb)	X (ppb)	MTBE (ppb)	ETHANOL♦ (ppb)
MW-2 (cont)										
05/05/03	198.88	194.38	4.50	<50	<0.5	<0.5	<0.5	<1.5	680	--
08/04/03 ⁴	198.88	195.02	3.86	<50	<0.5	<0.5	<0.5	<0.5	460	<50
11/19/03 ⁴	198.88	195.32	3.56	<50	<0.5	<0.5	<0.5	<0.5	540	<50
02/16/04 ⁴	198.88	195.73	3.15	<50	<1	<1	<1	<1	1,200	<130
06/03/04 ⁴	198.88	195.18	3.70	<50	<0.5	<0.5	<0.5	<0.5	190	<50
08/20/04 ⁴	198.88	194.85	4.03	<50	<0.5	<0.5	<0.5	<0.5	130	<50
11/15/04 ⁴	198.88	195.54	3.34	<50	<0.5	<0.5	<0.5	<0.5	230	<50
MW-3										
04/04/96	199.10	195.22	3.88	<50	<0.5	<0.5	<0.5	<0.5	ND	--
11/01/96	199.10	194.91	4.19	<50	<0.5	<0.5	<0.5	<0.5	<2.5	--
01/06/97	199.10	195.29	3.81	<50	<0.5	<0.5	<0.5	<0.5	<2.5	--
04/14/97	199.10	194.93	4.17	<50	<0.5	<0.5	<0.5	<0.5	<2.5	--
07/17/97	199.10	194.92	4.18	<50	<0.5	<0.5	<0.5	<0.5	<2.5	--
10/29/97	199.10	193.90	5.20	<50	<0.5	<0.5	<0.5	<0.5	<2.5	--
02/04/98	199.10	194.71	4.39	<50	<0.5	<0.5	<0.5	<0.5	<2.5	--
04/03/98	199.10	195.78	3.32	<50	<0.5	<0.5	<0.5	<0.5	<2.5	--
07/29/98	199.10	189.24	9.86	<50	<0.5	<0.5	<0.5	<0.5	<2.5	--
10/26/98	199.10	193.59	5.51	<50	<0.5	<0.5	<0.5	<0.5	<2.5	--
01/18/99	199.10	194.68	4.42	<50	<0.5	<0.5	<0.5	<0.5	<2.0	--
04/15/99	199.10	194.54	4.56	<50	<0.5	<0.5	<0.5	1.16	<5.0	--
07/22/99	199.10	192.45	6.65	<50	<0.5	<0.5	<0.5	<0.5	3.94	--
10/13/99	199.10	193.79	5.31	<50	<0.5	<0.5	<0.5	<0.5	6.55	--
01/21/00	199.10	193.18	5.92	<50	<0.5	<0.5	<0.5	<0.5	<2.5	--
04/10/00	199.10	194.32	4.78	<50	<0.50	<0.50	<0.50	<0.50	<2.5	--
07/12/00	199.10	193.86	5.24	<50.0	<0.500	<0.500	<0.500	<0.500	<2.50	--
10/05/00	199.10	195.17	3.93	<50.0	<0.500	<0.500	<0.500	<0.500	39.7	--
01/05/01	199.10	194.85	4.25	<50	<0.50	<0.50	<0.50	<0.50	2.9	--
04/05/01	199.10	194.72	4.38	<50	<0.50	<0.50	<0.50	<0.50	<2.5	--
08/20/01	199.10	194.35	4.75	<50	<0.50	<0.50	<0.50	<0.50	<2.5	--
11/26/01	199.10	193.60	5.50	<50	<0.50	<0.50	<0.50	<1.5	<2.5	--
02/14/02	199.10	194.82	4.28	<50	<0.50	<0.50	<0.50	<1.5	<2.5	--

Table 1
Groundwater Monitoring Data and Analytical Results
Chevron Service Station #9-8341
3530 MacArthur Boulevard
Oakland, California

WELL ID/ DATE	TOC (ft.)	GWE (msl)	DTW (ft.)	TPH-G (ppb)	B (ppb)	T (ppb)	E (ppb)	X (ppb)	MTBE (ppb)	ETHANOL♦ (ppb)
MW-3 (cont)										
05/07/02	199.10	194.58	4.52	85	<0.50	<0.50	<0.50	<1.5	610	--
08/02/02	199.10	194.72	4.38	<50	<0.50	<0.50	<0.50	<1.5	<2.5	--
11/11/02	199.10	195.04	4.06	<50	<0.50	<0.50	<0.50	<1.5	4.5	--
02/03/03	199.10	194.02	5.08	<50	<0.50	<0.50	<0.50	<1.5	<2.5	--
05/05/03	199.10	194.50	4.60	<50	<0.5	<0.5	<0.5	<1.5	<2.5	--
08/04/03 ⁴	199.10	194.75	4.35	<50	<0.5	<0.5	<0.5	<0.5	<0.5	<50
11/19/03 ⁴	199.10	194.86	4.24	<50	<0.5	<0.5	<0.5	<0.5	<0.5	<50
02/16/04 ⁴	199.10	195.32	3.78	<50	<0.5	<0.5	<0.5	<0.5	<0.5	<50
06/03/04 ⁴	199.10	193.74	5.36	<50	<0.5	<0.5	<0.5	<0.5	<0.5	<50
08/20/04 ⁴	199.10	194.75	4.35	<50	<0.5	<0.5	<0.5	<0.5	<0.5	<50
11/15/04 ⁴	199.10	195.21	3.89	<50	<0.5	<0.5	<0.5	<0.5	2	<50
TRIP BLANK										
11/01/96	--	--	--	<50	<0.5	<0.5	<0.5	<0.5	<2.5	--
01/06/97	--	--	--	<50	<0.5	<0.5	<0.5	<0.5	<2.5	--
04/14/97	--	--	--	<50	<0.5	<0.5	<0.5	<0.5	<2.5	--
07/17/97	--	--	--	<50	<0.5	<0.5	<0.5	<0.5	<2.5	--
10/29/97	--	--	--	<50	<0.5	<0.5	<0.5	<0.5	<2.5	--
02/04/98	--	--	--	<50	<0.5	<0.5	<0.5	<0.5	<2.5	--
04/03/98	--	--	--	<50	<0.5	<0.5	<0.5	<0.5	<2.5	--
07/29/98	--	--	--	<50	<0.5	<0.5	<0.5	<0.5	<2.5	--
10/26/98	--	--	--	<50	<0.5	<0.5	<0.5	<0.5	<2.5	--
01/18/99	--	--	--	<50	<0.5	<0.5	<0.5	<0.5	<2.0	--
04/15/99	--	--	--	<50	<0.5	<0.5	<0.5	<0.5	<5.0	--
07/22/99	--	--	--	<50	<0.5	<0.5	<0.5	<0.5	<2.5	--
10/13/99	--	--	--	<50	<0.5	<0.5	<0.5	<0.5	<2.5	--
01/21/00	--	--	--	<50	<0.5	<0.5	<0.5	<0.5	<2.5	--
04/10/00	--	--	--	<50	<0.50	<0.50	<0.50	<0.50	<2.5	--
07/12/00	--	--	--	<50.0	<0.500	<0.500	<0.500	<0.500	<2.50	--
10/05/00	--	--	--	<50.0	<0.500	<0.500	<0.500	<0.500	<2.50	--

Table 1
Groundwater Monitoring Data and Analytical Results
Chevron Service Station #9-8341
3530 MacArthur Boulevard
Oakland, California

WELL ID/ DATE	TOC (ft.)	GWE (mst)	DTW (ft.)	TPH-G (ppb)	B (ppb)	T (ppb)	E (ppb)	X (ppb)	MTBE (ppb)	ETHANOL♦ (ppb)
TRIP BLANK (cont)										
01/05/01	--	--	--	<50	<0.50	<0.50	<0.50	<0.50	<2.5	--
04/05/01	--	--	--	<50	<0.50	<0.50	<0.50	<0.50	<2.5	--
08/20/01	--	--	--	<50	<0.50	<0.50	<0.50	<0.50	<2.5	--
QA										
11/26/01	--	--	--	<50	<0.50	<0.50	<0.50	<1.5	<2.5	--
02/14/02	--	--	--	<50	<0.50	<0.50	<0.50	<1.5	<2.5	--
05/07/02	--	--	--	<50	<0.50	<0.50	<0.50	<1.5	<2.5	--
08/02/02	--	--	--	<50	<0.50	<0.50	<0.50	<1.5	<2.5	--
11/11/02	--	--	--	<50	<0.50	<0.50	<0.50	<1.5	<2.5	--
02/03/03	--	--	--	<50	<0.50	<0.50	<0.50	<1.5	<2.5	--
05/05/03	--	--	--	<50	<0.5	<0.5	<0.5	<1.5	<2.5	--
08/04/03 ⁴	--	--	--	<50	<0.5	<0.5	<0.5	<0.5	<0.5	--
11/19/03 ⁴	--	--	--	<50	<0.5	<0.5	<0.5	<0.5	<0.5	--
02/16/04 ⁴	--	--	--	<50	<0.5	<0.5	<0.5	<0.5	<0.5	--
06/03/04 ⁴	--	--	--	<50	<0.5	<0.5	<0.5	<0.5	<0.5	--
08/20/04 ⁴	--	--	--	<50	<0.5	<0.5	<0.5	<0.5	<0.5	--
11/15/04 ⁴	--	--	--	<50	<0.5	<0.5	<0.5	<0.5	<0.5	--

Table 1
Groundwater Monitoring Data and Analytical Results
Chevron Service Station #9-8341
3530 MacArthur Boulevard
Oakland, California

EXPLANATIONS:

Groundwater monitoring data and analytical results prior to April 10, 2000, were compiled from reports prepared by Blaine Tech Services, Inc.

TOC = Top of Casing

(ft.) = Feet

GWE = Groundwater Elevation

(msl) = Mean sea level

DTW = Depth to Water

TPH-G = Total Petroleum Hydrocarbons as Gasoline

B = Benzene

T = Toluene

E = Ethylbenzene

X = Xylenes

MTBE = Methyl tertiary butyl ether

ND = Not Detected

-- = Not Measured/Not Analyzed

(ppb) = Parts per billion

QA = Quality Assurance/Trip Blank

◆ Ethanol by EPA Method 8260.

¹ Confirmation run.

² Chromatogram report indicates an unidentified hydrocarbon and gas.

³ Chromatogram report indicates an unidentified hydrocarbon.

⁴ BTEX and MTBE by EPA Method 8260.

STANDARD OPERATING PROCEDURE - GROUNDWATER SAMPLING

Gettler-Ryan Inc. field personnel adhere to the following procedures for the collection and handling of groundwater samples prior to analysis by the analytical laboratory. Prior to sample collection, the type of analysis to be performed is determined. Loss prevention of volatile compounds is controlled and sample preservation for subsequent analysis is maintained.

Prior to sampling, the presence or absence of free-phase hydrocarbons is determined using an interface probe. Product thickness, if present, is measured to the nearest 0.01 foot and is noted in the field notes. In addition, all depth to water level measurements are collected with a static water level indicator and are also recorded in the field notes, prior to purging and sampling any wells.

After water levels are collected and prior to sampling, if purging is to occur, each well is purged a minimum of three well casing volumes of water using pre-cleaned pumps (stack, suction, Grundfos), or disposable bailers. Temperature, pH and electrical conductivity are measured a minimum of three times during the purging. Purging continues until these parameters stabilize.

Groundwater samples are collected using disposable bailers. The water samples are transferred from the bailer into appropriate containers. Pre-preserved containers, supplied by analytical laboratories, are used when possible. When pre-preserved containers are not available, the laboratory is instructed to preserve the sample as appropriate. Duplicate samples are collected for the laboratory to use in maintaining quality assurance/quality control standards. The samples are labeled to include the job number, sample identification, collection date and time, analysis, preservation (if any), and the sample collector's initials. The water samples are placed in a cooler, maintained at 4°C for transport to the laboratory. Once collected in the field, all samples are maintained under chain of custody until delivered to the laboratory.

The chain of custody document includes the job number, type of preservation, if any, analysis requested, sample identification, date and time collected, and the sample collector's name. The chain of custody is signed and dated (including time of transfer) by each person who receives or surrenders the samples, beginning with the field personnel and ending with the laboratory personnel.

A laboratory supplied trip blank accompanies each sampling set. For sampling sets greater than 20 samples, 5% trip blanks are included. The trip blank is analyzed for some or all of the same compounds as the groundwater samples.

As requested by ChevronTexaco Company, the purge water and decontamination water generated during sampling activities is transported by IWM to McKittrick Waste Management located in McKittrick, California.



GETTLER - RYAN INC.

WELL MONITORING/SAMPLING FIELD DATA SHEET

Client/Facility #: ChevronTexaco #9-8341 Job Number: 386346
 Site Address: 3530 Macarthur Blvd. Event Date: 11/15/04 (inclusive)
 City: Oakland, CA Sampler: G. H.

Well ID: MW-1 Date Monitored: 11/15/04 Well Condition: OK

Well Diameter: 2 in.

Total Depth: 26.38 ft.

Depth to Water: 461 ft.

Volume	3/4"= 0.02	1"= 0.04	2"= 0.17	3"= 0.38
Factor (VF)	4"= 0.66	5"= 1.02	6"= 1.50	12"= 5.80

21.77 xVF 0.17 = 3.70 x3 case volume = Estimated Purge Volume: 11 gal.

Purge Equipment:

Disposable Bailer
 Stainless Steel Bailer _____
 Stack Pump _____
 Suction Pump _____
 Grundfos _____
 Other: _____

Sampling Equipment:

Disposable Bailer
 Pressure Bailer _____
 Discrete Bailer _____
 Other: _____

Time Started: _____ (2400 hrs)
 Time Completed: _____ (2400 hrs)
 Depth to Product: _____ ft
 Depth to Water: _____ ft
 Hydrocarbon Thickness: 0 ft
 Visual Confirmation/Description: _____
 Skimmer / Absorbent Sock (circle one)
 Amt Removed from Skimmer: _____ gal
 Amt Removed from Well: _____ gal
 Water Removed: _____
 Product Transferred to: _____

Start Time (purge): 1110 Weather Conditions: Overcast
 Sample Time/Date: 1145 11/15/04 Water Color: Clear Odor: No
 Purging Flow Rate: — gpm. Sediment Description: _____
 Did well de-water? No If yes, Time: _____ Volume: _____ gal.

Time (2400 hr.)	Volume (gal.)	pH	Conductivity (u mhos/cm)	Temperature (C/F)	D.O. (mg/L)	ORP (mV)
<u>1118</u>	<u>4</u>	<u>7.06</u>	<u>683</u>	<u>18.9</u>		
<u>1124</u>	<u>8</u>	<u>7.01</u>	<u>692</u>	<u>18.8</u>		
<u>1130</u>	<u>11</u>	<u>7.03</u>	<u>681</u>	<u>18.8</u>		

LABORATORY INFORMATION

SAMPLE ID	(#) CONTAINER	REFRIG.	PRESERV. TYPE	LABORATORY	ANALYSES
<u>MW-1</u>	<u>1 x vial</u>	<u>YES</u>	<u>HCL</u>	<u>LANCASTER</u>	<u>TPH-G(8015)/BTEX+MTBE(8260)/ETHANOL(8260)</u>

COMMENTS:

Add/Replaced Lock: _____ Add/Replaced Plug: _____ Size: _____



GETTLER-RYAN INC.

WELL MONITORING/SAMPLING FIELD DATA SHEET

Client/Facility #: ChevronTexaco #9-8341
 Site Address: 3530 Macarthur Blvd.
 City: Oakland, CA

Job Number: 386346
 Event Date: 11/15/04 (inclusive)
 Sampler: Cy RL

Well ID: MW-2
 Well Diameter: 2 in.
 Total Depth: 33.17 ft.
 Depth to Water: 3.34 ft.
29.83 xVF

Date Monitored: 11/15/04 Well Condition: OK

Volume	3/4"= 0.02	1"= 0.04	2"= 0.17	3"= 0.38
Factor (VF)	4"= 0.66	5"= 1.02	6"= 1.50	12"= 5.80

0.17 = 5.07 x3 case volume = Estimated Purge Volume: 15 gal.

Purge Equipment:
 Disposable Bailer
 Stainless Steel Bailer _____
 Stack Pump _____
 Suction Pump _____
 Grundfos _____
 Other: _____

Sampling Equipment:
 Disposable Bailer
 Pressure Bailer _____
 Discrete Bailer _____
 Other: _____

Time Started: _____ (2400 hrs)
 Time Completed: _____ (2400 hrs)
 Depth to Product: _____ ft
 Depth to Water: _____ ft
 Hydrocarbon Thickness: 0 ft
 Visual Confirmation/Description: _____
 Skimmer / Absorbant Sock (circle one)
 Amt Removed from Skimmer: _____ gal
 Amt Removed from Well: _____ gal
 Water Removed: _____
 Product Transferred to: _____

Start Time (purge): 1200 Weather Conditions: Overcast
 Sample Time/Date: 1300 11/15/04 Water Color: Clear Odor: No
 Purging Flow Rate: _____ gpm. Sediment Description: _____
 Did well de-water? No If yes, Time: _____ Volume: _____ gal.

Time (2400 hr.)	Volume (gal.)	pH	Conductivity (umhos/cm)	Temperature (C/F)	D.O. (mg/L)	ORP (mV)
<u>1215</u>	<u>5</u>	<u>7.16</u>	<u>706</u>	<u>18.8</u>	_____	_____
<u>1226</u>	<u>10</u>	<u>7.11</u>	<u>695</u>	<u>18.9</u>	_____	_____
<u>1240</u>	<u>15</u>	<u>7.08</u>	<u>709</u>	<u>18.8</u>	_____	_____
_____	_____	_____	_____	_____	_____	_____
_____	_____	_____	_____	_____	_____	_____

LABORATORY INFORMATION

SAMPLE ID	(#) CONTAINER	REFRIG.	PRESERV. TYPE	LABORATORY	ANALYSES
<u>MW-2</u>	<u>6 x vov vial</u>	<u>YES</u>	<u>HCL</u>	<u>LANCASTER</u>	<u>TPH-G(8015)/BTX+MTBE(8260)/ETHANOL(8260)</u>
_____	_____	_____	_____	_____	_____
_____	_____	_____	_____	_____	_____
_____	_____	_____	_____	_____	_____

COMMENTS: _____

Add/Replaced Lock: _____ Add/Replaced Plug: _____ Size: _____



GETTLER - RYAN INC.

WELL MONITORING/SAMPLING FIELD DATA SHEET

Client/Facility #: ChevronTexaco #9-8341 Job Number: 386346
 Site Address: 3530 Macarthur Blvd. Event Date: 11/15/04 (inclusive)
 City: Oakland, CA Sampler: G.R.

Well ID: MW-3 Date Monitored: 11/15/04 Well Condition: OK

Well Diameter: 2 in.

Total Depth: 32.22 ft.

Depth to Water: 2.89 ft.

Volume	3/4"= 0.02	1"= 0.04	2"= 0.17	3"= 0.38
Factor (VF)	4"= 0.66	5"= 1.02	6"= 1.50	12"= 5.80

28.33 xVF 0.17 = 4.82 x3 case volume = Estimated Purge Volume: 144 gal.

Purge Equipment:

Disposable Bailer
 Stainless Steel Bailer _____
 Stack Pump _____
 Suction Pump _____
 Grundfos _____
 Other: _____

Sampling Equipment:

Disposable Bailer
 Pressure Bailer _____
 Discrete Bailer _____
 Other: _____

Time Started: _____ (2400 hrs)
 Time Completed: _____ (2400 hrs)
 Depth to Product: _____ ft
 Depth to Water: _____ ft
 Hydrocarbon Thickness: 0 ft
 Visual Confirmation/Description: _____

Skimmer / Absorbent Sock (circle one)
 Amt Removed from Skimmer: _____ gal
 Amt Removed from Well: _____ gal
 Water Removed: _____
 Product Transferred to: _____

Start Time (purge): 1310 Weather Conditions: Overcast
 Sample Time/Date: 1405 11/15/04 Water Color: Clear Odor: NO
 Purging Flow Rate: — gpm. Sediment Description: _____
 Did well de-water? NO If yes, Time: _____ Volume: _____ gal.

Time (2400 hr.)	Volume (gal.)	pH	Conductivity (µmhos/cm)	Temperature (C/F)	D.O. (mg/L)	ORP (mV)
<u>1320</u>	<u>5</u>	<u>7.19</u>	<u>884</u>	<u>19.8</u>	_____	_____
<u>1335</u>	<u>10</u>	<u>7.22</u>	<u>857</u>	<u>19.7</u>	_____	_____
<u>1345</u>	<u>14.5</u>	<u>7.22</u>	<u>866</u>	<u>19.7</u>	_____	_____
_____	_____	_____	_____	_____	_____	_____

LABORATORY INFORMATION

SAMPLE ID	(#) CONTAINER	REFRIG.	PRESERV. TYPE	LABORATORY	ANALYSES
<u>MW-3</u>	<u>6 x vva vial</u>	<u>YES</u>	<u>HCL</u>	<u>LANCASTER</u>	<u>TPH-G(8015)/BTEX+MTBE(8260)/ETHANOL(8260)</u>
_____	_____	_____	_____	_____	_____
_____	_____	_____	_____	_____	_____
_____	_____	_____	_____	_____	_____

COMMENTS:

Add/Replaced Lock: _____

Add/Replaced Plug: _____ Size: _____

ANALYTICAL RESULTS

Prepared for:

ChevronTexaco c/o Cambria
Suite 9
4111 Citrus Avenue
Rocklin CA 95677
916-630-1855

Prepared by:

Lancaster Laboratories
2425 New Holland Pike
Lancaster, PA 17605-2425SAMPLE GROUP

The sample group for this submittal is 921482. Samples arrived at the laboratory on Thursday, November 18, 2004. The PO# for this group is 99011184 and the release number is MTI.


<u>Client Description</u>		<u>Lancaster Labs Number</u>
QA-T-041115	NA Water	4409318
MW-1-W-041115	Grab Water	4409319
MW-2-W-041115	Grab Water	4409320
MW-3-W-041115	Grab Water	4409321

1 COPY TO Cambria C/O Gettler- Ryan
ELECTRONIC Gettler-Ryan
COPY TO

Attn: Deanna L. Harding
Attn: Cheryl Hansen

Questions? Contact your Client Services Representative
Megan A Moeller at (717) 656-2300.

Respectfully Submitted,



Dana M. Kauffman
Group Leader



Analysis Report

2425 New Holland Pike, PO Box 12425, Lancaster, PA 17605-2425 • 717-656-2300 Fax: 717-656-2681 • www.lancasterlabs.com

Page 1 of 1

Lancaster Laboratories Sample No. WW 4409318

QA-T-041115 NA Water
Facility# 98341 Job# 386346 MTI# 61D-1650 GRD
3530 MacArthur - Oakland T0600101790 QA
Collected: 11/15/2004

Account Number: 10904

Submitted: 11/18/2004 09:10
Reported: 11/30/2004 at 12:56
Discard: 12/31/2004

ChevronTexaco c/o Cambria
Suite 9
4111 Citrus Avenue
Rocklin CA 95677

790TB

CAT No.	Analysis Name	CAS Number	As Received	As Received	Units	Dilution Factor
			Result	Method		
01728	TPH-GRO - Waters	n.a.	N.D.	Detection Limit 50.	ug/l	1
The reported concentration of TPH-GRO does not include MTBE or other gasoline constituents eluting prior to the C6 (n-hexane) TPH-GRO range start time.						
06054	BTEX+MTBE by 8260B					
02010	Methyl Tertiary Butyl Ether	1634-04-4	N.D.	0.5	ug/l	1
05401	Benzene	71-43-2	N.D.	0.5	ug/l	1
05407	Toluene	108-88-3	N.D.	0.5	ug/l	1
05415	Ethylbenzene	100-41-4	N.D.	0.5	ug/l	1
06310	Xylene (Total)	1330-20-7	N.D.	0.5	ug/l	1

State of California Lab Certification No. 2116

Laboratory Chronicle

CAT No.	Analysis Name	Method	Trial#	Analysis	Analyst	Dilution Factor
				Date and Time		
01728	TPH-GRO - Waters	N. CA LUFT Gasoline	1	11/19/2004 12:06	K. Robert Caulfeild-James	1
06054	BTEX+MTBE by 8260B	SW-846 8260B	1	11/25/2004 17:53	Ginelle L Haines	1
01146	GC VOA Water Prep	SW-846 5030B	1	11/19/2004 12:06	K. Robert Caulfeild-James	1
01163	GC/MS VOA Water Prep	SW-846 5030B	1	11/25/2004 17:53	Ginelle L Haines	n.a.

Lancaster Laboratories Sample No. WW 4409319

 MW-1-W-041115 Grab Water
 Facility# 98341 Job# 386346 MTI# 61D-1650 GRD
 3530 MacArthur - Oakland T0600101790 MW-1
 Collected: 11/15/2004 11:45 by GR

Account Number: 10904

 Submitted: 11/18/2004 09:10
 Reported: 11/30/2004 at 12:56
 Discard: 12/31/2004

 ChevronTexaco c/o Cambria
 Suite 9
 4111 Citrus Avenue
 Rocklin CA 95677

790-1

CAT No.	Analysis Name	CAS Number	As Received Result	As Received		Units	Dilution Factor
				Method	Detection Limit		
01728	TPH-GRO - Waters	n.a.	N.D.		50.	ug/l	1
	The reported concentration of TPH-GRO does not include MTBE or other gasoline constituents eluting prior to the C6 (n-hexane) TPH-GRO range start time.						
01594	BTEX+5 Oxygenates+EDC+EDB+ETOH						
01587	Ethanol	64-17-5	N.D.		50.	ug/l	1
02010	Methyl Tertiary Butyl Ether	1634-04-4	N.D.		0.5	ug/l	1
05401	Benzene	71-43-2	N.D.		0.5	ug/l	1
05407	Toluene	108-88-3	N.D.		0.5	ug/l	1
05415	Ethylbenzene	100-41-4	N.D.		0.5	ug/l	1
06310	Xylene (Total)	1330-20-7	N.D.		0.5	ug/l	1

State of California Lab Certification No. 2116

Laboratory Chronicle

CAT No.	Analysis Name	Method	Analysis		Analyst	Dilution Factor
			Trial#	Date and Time		
01728	TPH-GRO - Waters	N. CA LUFT Gasoline Method	1	11/19/2004 13:07	K. Robert Caulfeild-James	1
01594	BTEX+5 Oxygenates+EDC+EDB+ETOH	SW-846 8260B	1	11/28/2004 05:10	Marc S Neal	1
01146	GC VOA Water Prep	SW-846 5030B	1	11/19/2004 13:07	K. Robert Caulfeild-James	1
01163	GC/MS VOA Water Prep	SW-846 5030B	1	11/28/2004 05:10	Marc S Neal	n.a.

Lancaster Laboratories Sample No. **WW 4409320**

 MW-2-W-041115 **Grab Water**
 Facility# 98341 Job# 386346 MTI# 61D-1650 **GRD**
 3530 MacArthur - Oakland T0600101790 MW-2
 Collected: 11/15/2004 13:00 by GR

Account Number: 10904

 Submitted: 11/18/2004 09:10
 Reported: 11/30/2004 at 12:56
 Discard: 12/31/2004

 ChevronTexaco c/o Cambria
 Suite 9
 4111 Citrus Avenue
 Rocklin CA 95677

790-2

CAT No.	Analysis Name	CAS Number	As Received Result	As Received		Units	Dilution Factor
				Method	Detection Limit		
01728	TPH-GRO - Waters The reported concentration of TPH-GRO does not include MTBE or other gasoline constituents eluting prior to the C6 (n-hexane) TPH-GRO range start time.	n.a.	N.D.	50.		ug/l	1
01594	BTEX+5 Oxygenates+EDC+EDB+ETOH						
01587	Ethanol	64-17-5	N.D.	50.		ug/l	1
02010	Methyl Tertiary Butyl Ether	1634-04-4	230.	2.		ug/l	4
05401	Benzene	71-43-2	N.D.	0.5		ug/l	1
05407	Toluene	108-88-3	N.D.	0.5		ug/l	1
05415	Ethylbenzene	100-41-4	N.D.	0.5		ug/l	1
06310	Xylene (Total)	1330-20-7	N.D.	0.5		ug/l	1

State of California Lab Certification No. 2116

Laboratory Chronicle

CAT No.	Analysis Name	Method	Trial#	Analysis		Analyst	Dilution Factor
				Date	Time		
01728	TPH-GRO - Waters	N. CA LUFT Gasoline Method	1	11/19/2004	13:38	K. Robert Caulfeild-James	1
01594	BTEX+5 Oxygenates+EDC+EDB+ETOH	SW-846 8260B	1	11/28/2004	05:34	Marc S Neal	1
01594	BTEX+5 Oxygenates+EDC+EDB+ETOH	SW-846 8260B	1	11/28/2004	05:59	Marc S Neal	4
01146	GC VOA Water Prep	SW-846 5030B	1	11/19/2004	13:38	K. Robert Caulfeild-James	1
01163	GC/MS VOA Water Prep	SW-846 5030B	1	11/28/2004	05:34	Marc S Neal	n.a.
01163	GC/MS VOA Water Prep	SW-846 5030B	2	11/28/2004	05:59	Marc S Neal	n.a.

Lancaster Laboratories Sample No. WW 4409321

 MW-3-W-041115 Grab Water
 Facility# 98341 Job# 386346 MTI# 61D-1650 GRD
 3530 MacArthur - Oakland T0600101790 MW-3
 Collected: 11/15/2004 14:05 by GR

Account Number: 10904

 Submitted: 11/18/2004 09:10
 Reported: 11/30/2004 at 12:56
 Discard: 12/31/2004

 ChevronTexaco c/o Cambria
 Suite 9
 4111 Citrus Avenue
 Rocklin CA 95677

790-3

CAT No.	Analysis Name	CAS Number	As Received Result	As Received		Units	Dilution Factor
				Method	Detection Limit		
01728	TPH-GRO - Waters	n.a.	N.D.	50.	50.	ug/l	1
	The reported concentration of TPH-GRO does not include MTBE or other gasoline constituents eluting prior to the C6 (n-hexane) TPH-GRO range start time.						
01594	BTEX+5 Oxygenates+EDC+EDB+ETOH						
01587	Ethanol	64-17-5	N.D.	50.	50.	ug/l	1
02010	Methyl Tertiary Butyl Ether	1634-04-4	2.	0.5	0.5	ug/l	1
05401	Benzene	71-43-2	N.D.	0.5	0.5	ug/l	1
05407	Toluene	108-88-3	N.D.	0.5	0.5	ug/l	1
05415	Ethylbenzene	100-41-4	N.D.	0.5	0.5	ug/l	1
06310	Xylene (Total)	1330-20-7	N.D.	0.5	0.5	ug/l	1

State of California Lab Certification No. 2116

Laboratory Chronicle

CAT No.	Analysis Name	Method	Trial#	Analysis		Analyst	Dilution Factor
				Date and Time			
01728	TPH-GRO - Waters	N. CA LUFT Gasoline Method	1	11/19/2004	20:06	K. Robert Caulfeild-James	1
01594	BTEX+5 Oxygenates+EDC+EDB+ETOH	SW-846 8260B	1	11/28/2004	06:24	Marc S Neal	1
01146	GC VOA Water Prep	SW-846 5030B	1	11/19/2004	20:06	K. Robert Caulfeild-James	1
01163	GC/MS VOA Water Prep	SW-846 5030B	1	11/28/2004	06:24	Marc S Neal	n.a.

Quality Control Summary

 Client Name: ChevronTexaco c/o Cambria
 Reported: 11/30/04 at 12:56 PM

Group Number: 921482

Matrix QC may not be reported if site-specific QC samples were not submitted. In these situations, to demonstrate precision and accuracy at a batch level, a LCS/LCSD was performed, unless otherwise specified in the method.

Laboratory Compliance Quality Control

Analysis Name	Blank Result	Blank MDL	Report Units	LCS %REC	LCSD %REC	LCS/LCSD Limits	RPD	RPD Max
Batch number: 04324A16A TPH-GRO - Waters	N.D.	50.	ug/l	92	93	70-130	1	30
Batch number: 04325A16A TPH-GRO - Waters	N.D.	50.	ug/l	96	97	70-130	1	30
Batch number: Z043301AA Methyl Tertiary Butyl Ether	N.D.	0.5	ug/l	96		77-127		
Benzene	N.D.	0.5	ug/l	92		85-117		
Toluene	N.D.	0.5	ug/l	96		85-115		
Ethylbenzene	N.D.	0.5	ug/l	99		82-119		
Xylene (Total)	N.D.	0.5	ug/l	103		83-113		
Batch number: Z043323AA Ethanol	N.D.	50.	ug/l	101		46-145		
Methyl Tertiary Butyl Ether	N.D.	0.5	ug/l	88		77-127		
Benzene	N.D.	0.5	ug/l	87		85-117		
Toluene	N.D.	0.5	ug/l	89		85-115		
Ethylbenzene	N.D.	0.5	ug/l	89		82-119		
Xylene (Total)	N.D.	0.5	ug/l	88		83-113		

Sample Matrix Quality Control

Analysis Name	MS %REC	MSD %REC	MS/MSD Limits	RPD	RPD MAX	BKG Conc	DUP Conc	DUP RPD	Dup RPD Max
Batch number: 04324A16A TPH-GRO - Waters				101					
Batch number: 04325A16A TPH-GRO - Waters				107					
Batch number: Z043301AA Methyl Tertiary Butyl Ether	107	100	69-134	3	30				
Benzene	95	72*	83-128	14	30				
Toluene	108	106	83-127	2	30				
Ethylbenzene	115	114	82-129	1	30				
Xylene (Total)	114	113	82-130	1	30				
Batch number: Z043323AA Ethanol	108	93	33-153	15	30				
Methyl Tertiary Butyl Ether	91	91	69-134	0	30				

*- Outside of specification

- (1) The result for one or both determinations was less than five times the LOQ.
- (2) The background result was more than four times the spike added.

Quality Control Summary

 Client Name: ChevronTexaco c/o Cambria
 Reported: 11/30/04 at 12:56 PM

Group Number: 921482

Sample Matrix Quality Control

Analysis Name	MS %REC	MSD %REC	MS/MSD Limits	RPD	RPD MAX	BKG Conc	DUP Conc	DUP RPD	Dup RPD Max
Benzene	94	95	83-128	1	30				
Toluene	98	97	83-127	0	30				
Ethylbenzene	96	97	82-129	0	30				
Xylene (Total)	95	95	82-130	0	30				

Surrogate Quality Control

 Analysis Name: TPH-GRO - Waters
 Batch number: 04324A16A
 Trifluorotoluene-F

4409318	107
4409319	107
4409320	107
Blank	108
LCS	110
LCSD	110
MS	109

Limits: 57-146

 Analysis Name: TPH-GRO - Waters
 Batch number: 04325A16A
 Trifluorotoluene-F

4409321	106
Blank	106
LCS	110
LCSD	110
MS	111

Limits: 57-146

 Analysis Name: BTEX+MTBE by 8260B
 Batch number: Z043301AA
 Dibromofluoromethane 1,2-Dichloroethane-d4 Toluene-d8 4-Bromofluorobenzene

4409318	100	95	98	94
Blank	102	98	98	95
LCS	103	99	99	99
MS	105	99	98	98
MSD	104	99	100	102

Limits: 81-120 82-112 85-112 83-113

 Analysis Name: BTEX+5 Oxygenates+EDC+EDB+ETOH
 Batch number: Z043323AA
 Dibromofluoromethane 1,2-Dichloroethane-d4 Toluene-d8 4-Bromofluorobenzene

4409319	91	91	93	86
4409320	91	90	93	85
4409321	92	92	92	86

*- Outside of specification

- (1) The result for one or both determinations was less than five times the LOQ.
- (2) The background result was more than four times the spike added.

Quality Control Summary

Client Name: ChevronTexaco c/o Cambria
Reported: 11/30/04 at 12:56 PM

Group Number: 921482

Surrogate Quality Control

Blank	90	93	93	88
LCS	90	91	93	89
MS	91	90	94	91
MSD	90	89	94	91
Limits:	81-120	82-112	85-112	83-113

*- Outside of specification

- (1) The result for one or both determinations was less than five times the LOQ.
- (2) The background result was more than four times the spike added.

Explanation of Symbols and Abbreviations

The following defines common symbols and abbreviations used in reporting technical data:

N.D.	none detected	BMQL	Below Minimum Quantitation Level
TNTC	Too Numerous To Count	MPN	Most Probable Number
IU	International Units	CP Units	cobalt-chloroplatinate units
umhos/cm	micromhos/cm	NTU	nephelometric turbidity units
C	degrees Celsius	F	degrees Fahrenheit
meq	milliequivalents	lb.	pound(s)
g	gram(s)	kg	kilogram(s)
ug	microgram(s)	mg	milligram(s)
ml	milliliter(s)	l	liter(s)
m3	cubic meter(s)	ul	microliter(s)
<	less than - The number following the sign is the <u>limit of quantitation</u> , the smallest amount of analyte which can be reliably determined using this specific test.		
>	greater than		
J	estimated value – The result is \geq the Method Detection Limit (MDL) and $<$ the Limit of Quantitation (LOQ).		
ppm	parts per million - One ppm is equivalent to one milligram per kilogram (mg/kg), or one gram per million grams. For aqueous liquids, ppm is usually taken to be equivalent to milligrams per liter (mg/l), because one liter of water has a weight very close to a kilogram. For gases or vapors, one ppm is equivalent to one microliter of gas per liter of gas.		
ppb	parts per billion		
Dry weight basis	Results printed under this heading have been adjusted for moisture content. This increases the analyte weight concentration to approximate the value present in a similar sample without moisture. All other results are reported on an as-received basis.		

U.S. EPA CLP Data Qualifiers:

Organic Qualifiers

A	TIC is a possible aldol-condensation product
B	Analyte was also detected in the blank
C	Pesticide result confirmed by GC/MS
D	Compound quantitated on a diluted sample
E	Concentration exceeds the calibration range of the instrument
N	Presumptive evidence of a compound (TICs only)
P	Concentration difference between primary and confirmation columns $>25\%$
U	Compound was not detected
X,Y,Z	Defined in case narrative

Inorganic Qualifiers

B	Value is $<$ CRDL, but \geq IDL
E	Estimated due to interference
M	Duplicate injection precision not met
N	Spike sample not within control limits
S	Method of standard additions (MSA) used for calculation
U	Compound was not detected
W	Post digestion spike out of control limits
*	Duplicate analysis not within control limits
+	Correlation coefficient for MSA <0.995

Analytical test results for methods listed on the laboratories' accreditation scope meet all requirements of NELAC unless otherwise noted under the individual analysis.

Measurement uncertainty values, as applicable, are available upon request.

Tests results relate only to the sample tested. Clients should be aware that a critical step in a chemical or microbiological analysis is the collection of the sample. Unless the sample analyzed is truly representative of the bulk of material involved, the test results will be meaningless. If you have questions regarding the proper techniques of collecting samples, please contact us. We cannot be held responsible for sample integrity, however, unless sampling has been performed by a member of our staff. This report shall not be reproduced except in full, without the written approval of the laboratory.

WARRANTY AND LIMITS OF LIABILITY - In accepting analytical work, we warrant the accuracy of test results for the sample as submitted. THE FOREGOING EXPRESS WARRANTY IS EXCLUSIVE AND IS GIVEN IN LIEU OF ALL OTHER WARRANTIES, EXPRESSED OR IMPLIED. WE DISCLAIM ANY OTHER WARRANTIES, EXPRESSED OR IMPLIED, INCLUDING A WARRANTY OF FITNESS FOR PARTICULAR PURPOSE AND WARRANTY OF MERCHANTABILITY. IN NO EVENT SHALL LANCASTER LABORATORIES BE LIABLE FOR INDIRECT, SPECIAL, CONSEQUENTIAL, OR INCIDENTAL DAMAGES INCLUDING, BUT NOT LIMITED TO, DAMAGES FOR LOSS OF PROFIT OR GOODWILL REGARDLESS OF (A) THE NEGLIGENCE (EITHER SOLE OR CONCURRENT) OF LANCASTER LABORATORIES AND (B) WHETHER LANCASTER LABORATORIES HAS BEEN INFORMED OF THE POSSIBILITY OF SUCH DAMAGES. We accept no legal responsibility for the purposes for which the client uses the test results. No purchase order or other order for work shall be accepted by Lancaster Laboratories which includes any conditions that vary from the Standard Terms and Conditions of Lancaster Laboratories and we hereby object to any conflicting terms contained in any acceptance or order submitted by client.